



UNIVERSITY OF NEW MEXICO LOBO FOOTBALL

1939 Sun Bowl * 1944 Sun Bowl * 1946 Sun Bowl * 1947 Harbor Bowl * 1961 Aviation Bowl * 1997 Insight.com Bowl
2002 Las Vegas Bowl * 2003 Las Vegas Bowl * 2004 Emerald Bowl * 2006 New Mexico Bowl * 2007 New Mexico Bowl

2015 NEW MEXICO SCHEDULE

Date	Opponent (TV)	Time/Result
9/5	Mississippi Valley State	W 66-0
9/12	Tulsa (ESPN3)	L 21-40
9/18	at (RV/RV) Arizona State (Pac-12)	L 10-34
9/26	*at Wyoming (ROOT)	W 38-28
10/3	New Mexico State (ROOT)	W 38-29
10/10	*at Nevada (MWN/CI)	5:05 pm
10/17	*Hawai'i (ROOT/Oceanic)	5:08 pm
10/24	*at San José State (ROOT)	5:08 pm
11/7	*Utah State (CBSSN)	1:34 pm
11/14	*at (25/24) Boise St. (ESPN Family)	TBA
11/21	*Colorado State (ROOT)	3:38 pm
11/28	*Air Force (ESPN Family)	TBA

ON THE AIR

Television

MWN/Campus Insiders
Play-by-Play: Ari Wolfe
Color Analyst: Darius Walker
Sidelines: None

Radio (English)

Lobo Radio Network
(770 KKOB-AM flagship in Albuquerque)
Play-by-Play: Robert Portnoy
Color Analyst: DonTrell Moore
Sidelines: Scott Stiegler

FOOTBALL COMMUNICATIONS

Frank Mercogliano, Asst. A.D. for Communications
Email: fmercog@unm.edu
Cell Phone: 505-410-4844
Twitter: @fmmmercogliano

PROMOTIONS & SPONSORS

Road game



New Mexico (3-2, 1-0 MW)

LOBOS

GAME 6

Date.....Saturday, October 10
Time.....5:05 p.m. MT
Location..... Reno, Nev.
Venue..... Mackey Stadium
Capacity..... 30,000
Television..... MWN/CampusInsiders
Series Record..... Series tied 2-2-1
 In ABQ..... UNM leads 2-1
 In Reno..... Nevada leads 1-0-1
Current Streak..... Nevada, 2
Last Meeting..... 11/17/12, NEV 31-24
Last Meeting in Reno.....10/15/11, NEV 49-7



Nevada (2-3, 0-1 MW)

WOLF PACK

The Game:

The University of New Mexico Lobos (3-2, 1-0 MW) head back into the rigors of the Mountain West as the team heads to Reno, Nevada to take on the Nevada Wolf Pack (2-3, 0-1 MW). New Mexico is in first place in the Mountain Division of the conference after its 38-28 win at Wyoming, while Nevada lost at home to UNLV in the Battle of the Fremont Cannon 23-17. UNM is riding a two-game winning streak after winning 38-29 in comeback fashion over the New Mexico State Aggies in the 106th meeting of the Rio Grande Rivalry.

The Coaches:

The University of New Mexico Lobos are coached by Bob Davie, who is 14-28 in his fourth season with the Lobos, and he is 49-53 overall in his ninth season. He spent his first five seasons as a head coach manning the Notre Dame Fighting Irish. For the Wolf Pack, they are coached by Brian Polian in his third year as a head coach. He is 13-17 overall. Last year he helped Nevada to a 7-6 record and a berth in the R&L Carriers New Orleans Bowl.

Series History:

The two teams have a brief history, but one that spans 74 years. The series is tied at 2-2-1, but its been played in two short series. The most recent was in 2011 and 2012, when Nevada won 49-7 in Reno on October 15, 2011 and when Nevada nipped UNM 31-24 in a game in which the Lobos were down to their third string quarterback.

The teams first met for a two-game series in 1941 and 1942. UNM won 23-7 on November 1, 1941 in Albuquerque, and then the two teams tied on Halloween a year later in Reno 0-0.

New Mexico did defeat Nevada 23-0 in the 2007 New Mexico Bowl, UNM's first bowl win in 46 years. UNM scored on two long passes from Donovan Porterie and three John Sullivan field goals.

Broadcast Information:

The broadcast will be streamed on the MWN/CampusInsiders (www.campusinsiders.com). Ari Wolfe will handle the play-by-play with Darius Walker on color commentary.

The game will be broadcast on the Lobo Radio Network with Robert Portnoy and DonTrell Moore calling all the action, with Michael Carlyle serving as engineer. Scott Stiegler will host the post game call-in show. The flagship station is 770 AM KKOB out of Albuquerque. This feed will also be available via the TuneIn Radio App.

Tweetable:

Saturday's attendance of 30,900 was the most at University Stadium in the Davie era & the most since 2009 #GoLobos

OFFENSE

Pos.	#	Player	Ht.	Wt.	Cl.-Ex.	Hometown (Last School)	Notes
WR-X	81	Marquis Bundy	6-4	215	Sr-3L	Anthem, Ariz. (Boulder Creek)	Has three catches for 35 yards
	19	Matt Quarells	6-1	192	Fr-RS	St. Louis, Mo. (Hazelwood Central HS)	Has one catch for 17 yards
LT	75	Reno Henderson	6-4	275	Jr-1L-RS	Ocala, Fla. (New Mexico Military Inst./Vanguard HS)	Scored a touchdown on a FR against Mississippi Valley State, started five games
	62	Garrett Adcock	6-2	291	Jr-2L-RS	Dallas, Texas (Dallas Christian HS)	Played in two games, one start
LG	79	Bryan Oldenkamp	6-4	308	Sr-1L-1SQ-RS	Hesperia, Calif. (Chaffey College/Hesperia HS)	Started five games
	50	Chris Lewis	6-3	301	Jr-JC	Compton, Calif. (Riverside JC/Compton HS)	Played in three games
	51	Eden Mahina	6-4	308	Sr-1L	Ontario, Calif. (Mt. San Jacinto College/Upland HS)	Started five games, four at center, one at guard
C	51	Eden Mahina	6-4	308	Sr-1L	Ontario, Calif. (Mt. San Jacinto College/Upland HS)	Started five games, four at center, one at guard
	66	Tevita Fonua	6-2	308	Jr-JC	Richmond, Calif. (Laney College/John F. Kennedy HS)	Played in two games, one start
RG	55	Aaron Jenkins	6-1	312	Fr-RS	Dallas, Texas (Lincoln HS)	Started five games, four at guard, one at tackle
	65	Jack Ziltz	6-2	275	Jr-1L	Crete, Ill. (College of Dupage/Marian Catholic HS)	Played in two games
RT	76	Dillon Romine	6-6	290	Sr-2L-RS	Bradenton, Fla. (Braden River HS)	Played in five games, three starts
	62	Garrett Adcock	6-2	291	Jr-2L-RS	Dallas, Texas (Dallas Christian HS)	Played in two games, one start
TE	80	Reece White	6-1	225	Sr-3L	Rio Rancho, N.M. (Cleveland HS)	Has three catches for 48 yards
	48	Chris Edling	6-3	244	Sr-3L	Corsicana, Texas (Corsicana HS)	Has no catches
WR-H	2	Dameon Gamblin	5-10	174	Jr-2L	Mesquite, Texas (Mesquite HS)	Has 16 catches for 242 yards and 1 TD, seven rushes for 48 yards
	22	Chris Davis	5-6	171	So-1L	Westlake Village, Calif. (Oaks Christian HS)	Has three catches for 31 yards
WR-Y	24	Carlos Wiggins	5-8	166	Sr-3L	Plano, Texas (Plano West HS)	Has six catches for 140 yards and a TD, three rushes for 40 yards
	82	Delane Hart-Johnson	6-4	210	So-JC	Philadelphia, Pa. (L.A. Valley College/MLK HS)	Has six catches for 48 yards
QB	13	Lamar Jordan	5-10	190	So-1L-RS	Frisco, Texas (Centennial HS)	29-57-2 for 418 yards, 2 TDs, has 51 rushes for 404 yards, 3 TD
	10	Austin Apodoca	6-3	207	Jr-JC	Longmont, Colo. (Mesa CC/Washington State/Silver Creek HS)	16-37-1 for 183 yards
RB	6	Jhurell Pressley	5-10	203	Sr-3L-RS	Newcastle, Del. (Red Lion Christian Academy)	73 rushes for 347 yards, 3 TD
	26	Tyrone Owens	5-9	185	Fr-RS	Manor, Texas / Manor HS	12 rushes for 86 yards, 3 TD
TB	7	Teriyon Gipson	5-8	182	Jr-2VL	Dallas, Texas (Kimball HS)	42 rushes for 255 yards, 3 TD
	25	David Anaya	5-9	205	Sr-3L	Roswell, N.M. (Goddard HS)	Eight rushes for 41 yards, 1 TD

DEFENSE

Pos.	#	Player	Ht.	Wt.	Cl.-Ex.	Hometown (Last School)	Notes
LE	95	Garrett Hughes	6-1	267	So-1L	Corona, Calif. (Centennial HS)	10 tackles, 2.0 sacks for 11 yards, 3.5 TFLs for 14 yards, 1 PBU
	53	Cody Baker	6-3	246	Fr-HS	Issaquah, Wash. (Eastside Catholic HS)	One tackle
NT	92	William Udeh	6-0	294	Jr-2L	Coppell, Texas (Coppell HS)	Seven tackles
	55	Taylor Timmons	6-0	291	Jr-RS	Tampa, Fla. (Mew Mexico Military Inst./Tampa Catholic HS)	Seven tackles, 1.5 sacks for 18 yards, 3.0 TFL for 23 yards
-or-	59	Chris Lee	6-1	260	Sr-1L	Oakland, Calif. (Laney College/San Leandro HS)	1 FR for 0 yards, 1 QBH
RE	91	Nik D'Avanzo	6-3	281	Jr-2L	Baltimore, Md. (Archbishop Curley HS)	10 tackles, 0.5 sacks for 4 yards, 2.0 TFLs for 9 yards, 1 FR for 0 yards, 1 QBH
	98	Kene Okonkwo	6-3	270	So-1L	Mesquite, Texas (Horn HS)	Five tackles, 1.5 TFLs for 1 yard, 1 QBH
RUSH	54	Donnie White	6-1	240	Jr-2L	St. Louis, Mo. (De Smet HS)	11 tackles, 2.0 sacks for 17 yards, 3.5 TFLs for 23 yards, 1 PBU, 2 QBH
	58	Maurice Daniels	6-4	219	Jr-JC	Coalinga, Calif. (West Hills College/Robeson HS)	21 tackles, 3.5 sacks for 24 yards, 6.5 TFLs for 38 yards, 1 PBU, 1 FF, 1 QBH
MLB	49	Dakota Cox	6-0	231	Jr-2L	Draper, Utah (Juan Diego HS)	37 tackles, 3.5 sacks for 13 yards, 6.5 TFLs for 18 yards, 1 INT for 8 yards, 1 PBU, 1QBH
	32	Michael Arredondo	6-1	230	Sr-3L	Phoenix, Ariz. (Desert Vista HS)	Four tackles
WLB	2	Kimmie Carson	6-0	213	So-1L-RS	Tulsa, Okla. (East Central HS)	38 tackles, 1.5 sacks for 15 yards, 4.5 TFLs for 20 yards
	20	Ryan Langford	6-4	235	Sr-1L	Davenport, Iowa (Iowa Western CC/Assumption HS)	17 tackles, 1.5 sacks for 12 yards, 4.5 TFLs for 18 yards, 1 PBU
LCB	4	Isaiah "I.B." Brown	5-11	187	Jr-2L	San Antonio, Texas (Katy HS)	Five tackles, 1 PBU
	21	Donnie Duncan	5-11	191	Sr-3L-RS	Cerritos, Calif. (Alexander Hamilton HS)	15 tackles, 1.0 TFLs for 2 yards, 1 PBU
SS	12	Ryan Santos	5-10	190	Jr-2L-RS	Klein, Texas (Klein Collins HS)	14 tackles, 1 PBU
	9	Travis Green	6-1	209	Gr-TR	Omaha, Neb. (Kansas State/Iowa Western CC/Omaha North HS)	One tackle, 1 INT for 32 yards, 1 TD
FS	14	Daniel Henry	6-1	196	Jr-RS	San Diego, Calif. (Iowa Western CC/Weber State/La Jolla Country Day)	15 tackles, 1.0 sacks for 4 yards, 1.0 TFL for 4 yards, 1 PBU
	22	Markel Byrd	5-11	195	So-1L-RS	San Diego, Calif. (Hornow Christian Academy)	18 tackles, 1.0 sacks for 10 yards, 1.5 TFLs for 11 yards, 2 INT for 0 yards
DUDE	5	Lee Crosby	5-11	201	Jr-RS	Baltimore, Md. (Snow College/Baltimore City HS)	27 tackles, 1.0 sacks for 7 yards, 2.5 TFLs for 9 yards, 1 FF, 1 FR, 1 TD, 2 PBU
	28	Jake Rothschilder	5-7	190	So-RS	Westlake Village, Calif. (Westlake HS)	Four tackles
RCB	3	Cranston Jones	5-8	172	Sr-3L	Mesquite, Texas (West Mesquite HS)	Eight tackles, 1 INT for 15 yards, 3 PBU
	27	Bijon Parker	6-0	188	Fr-RS	Los Angeles, Calif. (Fairfax HS)	Two tackles

SPECIAL TEAMS

Pos.	#	Player	Ht.	Wt.	Cl.-Ex.	Hometown (Last School)	Notes
FGs	90	Zack Rogers	5-9	191	Sr-1L-2SQ-RS	Rio Rancho, N.M. (Rio Rancho HS)	No placements this season
	95	Jason Sanders	5-11	186	So-1L	Orange, Calif. (Villa Park HS)	3-7 FG (long of 32), 22-22 on XP
KOs	95	Jason Sanders	5-11	186	So-1L	Orange, Calif. (Villa Park HS)	23 touchbacks on 31 kickoffs, start position of the 24 yard line in 2014
	90	Zack Rogers	5-9	191	Sr-1L-2SQ-RS	Rio Rancho, N.M. (Rio Rancho HS)	No kickoffs this season
P	90	Zack Rogers	5-9	191	Sr-1L-2SQ-RS	Rio Rancho, N.M. (Rio Rancho HS)	Has 27 punts for 42.2 yard average, long of 69, 2 TBs, 10 FC, 8 I20, 5 50+
	94	Sam Gentry	6-6	242	Jr-2SQ-RS	Albuquerque, N.M. (Eldorado HS)	No punts this season
DS	97	Steven Romero	6-1	225	Jr-2L	Albuquerque, N.M. (La Cueva HS)	Starting long snapper for the last three seasons
	30	Wendell Carter	5-7	180	Sr-2SQ-RS	Winslow, Ariz. (Winslow HS)	Has not snapped in a game
Hold	94	Sam Gentry	6-6	242	Jr-2SQ-RS	Albuquerque, N.M. (Eldorado HS)	First year as holder
	10	Austin Apodoca	6-3	207	Jr-JC	Longmont, Colo. (Mesa CC/Washington State/Silver Creek HS)	Washington State's holder in 2013
KOR	24	Carlos Wiggins	5-8	166	Sr-3L	Plano, Texas (Plano West HS)	Has 9 returns for 210 yards, 23.3 yard average, long of 37 (4 career KO TDs)
	20	Daryl Chestnut	5-8	188	So-JC	Miami, Fl. (Christopher Columbus HS/Coffeyville JC)	Has 3 returns for 70 yards, 23.3 average, long of 30
	25	David Anaya	5-9	205	Sr-3L	Roswell, N.M. (Goddard HS)	No returns this season
PR	24	Carlos Wiggins	5-8	166	Sr-3L	Plano, Texas (Plano West HS)	Has 4 returns for 24 yards, 6.0 average, long of 13
	22	Chris Davis	5-6	171	So-1L	Westlake Village, Calif. (Oaks Christian HS)	Has 1 returns for 0 yards, 0.0 average, long of 0

NEW MEXICO WEEKLY PRACTICE & MEDIA SCHEDULE (MOUNTAIN TIME)

GENERAL INFORMATION

Name of School University of New Mexico
 City/Zip Albuquerque, N.M. 87106
 Founded 1889 by Territorial Legislature
 Enrollment 28,800
 Nickname Lobos
 School Colors Cherry and Silver
 Stadium Branch Field at University Stadium
 Capacity 39,224
 Conference Mountain West
 Affiliation NCAA I
 President Dr. Robert Frank
 Vice President for Athletics Paul Krebs
 Athletic Dept. Phone 505-925-5501
 Ticket Office Phone 505-925-LOBO

COACHING STAFF

Head Coach Bob Davie
 Alma Mater, Year Youngstown State, 1977
 Record at School (years) 14-28, 4th season
 Career Record (years) 49-53, 9th season
 Football Office Phone 505-925-5700
 Best Time of Day to Reach Coach Contact SID
 Assistant Coaches
 Bob DeBesse Off. Coord./QBs
 Scott Baumgartner WRs
 Clay Davie TEs
 Jason Lenzmeier OL
 Apollo Wright Special Teams/RBs
 LaMar Bratton Grad. Asst. (Offense)
 Mitchell Kleinschrodt ... Grad. Asst. (Offense)
 Kevin Cosgrove Def. Coord./LBs
 Charles McMillian ... Def. Passing Game Coord/S
 Barry Sacks DL
 Al Simmons CBs
 Andrew Aho Grad. Asst. (Defense)
 Ivan Cordova Grad. Asst. (Defense)
 Dir. of Football Ops Brian DeSpain
 Asst. Dir. of Ops Evan Barker
 Video Coordinator Chris Crooks
 Videographer Paul Kasero
 Dir. of Recruiting Josh Sternquist
 Dir. of Player Development Trent Martin
 Athletic Performance Ben Hilgart
 Asst. Athletic Performance Kyle Kudrna
 G.A. Athletic Performance Kasey Carrier

TEAM INFORMATION

2014 Overall Record 4-8
 2014 Mountain West Record/Finish 2-6/5th Mt.

HISTORY

First Year of Football 1892
 Overall All-Time Record 466-571-31
 Number of Bowls/last 11/2007
 Bowl Record 3-7-1
 NFL Draft Picks 64

COMMUNICATIONS

Press Box Phone 505-925-5805
 SID Mailing Address New Mexico Athletics
 Colleen J. Maloof Administration Building
 1 University of New Mexico
 MSC04 2680
 Albuquerque, NM 87131-0001
 Overnight Address New Mexico Athletics
 Colleen J. Maloof Administration Building
 1414 University Boulevard SE
 Albuquerque, NM 87106

SOCIAL MEDIA

Website www.golobos.com



@NewMexicoFB



/UNMLoboFootball

MONDAY	TUESDAY	WEDNESDAY	THURSDAY	FRIDAY	SATURDAY	SUNDAY
Practice 11:00-11:45 a.m.	Practice 9:30-11:25 a.m.	Practice 9:15-11:15 a.m.	Practice 10:00-11:30 p.m.	Practice Team Walk Through / Travel (CLOSED)	Game 4:05 p.m. (PT) at Nevada	Practice OFF
Media No Open Video Interviews after practice (Davie 5 minutes, players 10)	Media Open first 30 minutes Interviews after practice (Players) Press Conference at 12:15 p.m. (Press Box Zia II)	Media Open first 30 minutes Final Interviews after practice (No QBs) LoboTalk 7-9 p.m. - Chama River	Media Open first 30 minutes No Media Availability Except Coach Davie	Media No Media Availability	Media Coach Davie and Select Players after game	Media None

NEW MEXICO MEDIA POLICIES & PROCEDURES

Bob Davie Interview Opportunities

Coach Davie has several media availability times during the week. He is available after practices on Monday, Wednesday and Thursday. He also meets with the local media on Tuesday at noon as part of UNM's weekly fall sports media luncheon (other fall sport coaches meet with the media at 11:30 a.m. prior to Davie speaking). For weeks that have a Friday game, the entire week is pushed backwards one day.

New Mexico Media Luncheon

The New Mexico Media Luncheons are Tuesdays from 11:45 a.m. to 12:45 p.m. Coach Davie is available at 12:15. Audio and video clips from Davie are available at www.golobos.com. The press conferences are also streamed on GoLobos.com by LoboTV. Please note that the Mountain West no longer will conduct a football coaches teleconference. The luncheon is on the Zia II level of the West Pressbox.

New Mexico Player Interview Opportunities

All player interviews must be arranged through the UNM athletics communications office. The main time for interviews is after practice. Wednesday is the last day for player interviews, and Tuesday is the last day for quarterback interviews. For lengthier interviews, please call the communications office to arrange, which we are happy to do, working around class schedules. These will normally take place in the communications suite in the Maloof Center.

Postgame: The UNM locker room is closed. Requested players will be brought to an area to be determined after home games and outside the locker room for road games.

Wireless in the Press Box

The press box at University Stadium is fully equipped for wireless connections. Access is free, but those wanting access need their own internal or external wireless cards. Phone lines are available.

www.collegepressbox.com

CollegePressBox.com gives the media one-stop access to updated contact information, media guides, game books, photos, quotes, links and more for each of the league's schools and the Mountain West office. Log-in information will be provided by the MW office to accredited media, or you can apply for a password by sending an e-mail to password@collegepressbox.com.

Ticket Information

- online at unmtickets.com
- by calling 925-5858 or toll-free at 800-955-HOWL.
- Albertson's stores in Albuquerque, Rio Rancho, Los Lunas and Santa Fe
- Lobo Ticket Office inside the Pit at the NW corner of University & Cesar Chavez boulevards from 8:30-5 Monday-Friday
- UNM Bookstore (Bookstore Ticket Office is closed on Mondays) For more information call the New Mexico Athletics Ticket Office at (505) 925-5626 or 1-800-955-HOWL (4695). Call (505) 925-5500 for group tickets and ask to speak to a customer service representative.

On Game Day, the northeast box office at University Stadium opens four hours prior to kickoff, and the Lobo Ticket Office at the Pit opens three hours before game time. The northwest University Stadium box office opens 90 minutes before kickoff.

Lobo Talk & The Lobo Coaches Show

Host Robert Portnoy and coach Bob Davie discuss UNM football at Lobo Talk Wednesdays. The show airs from 7-9 p.m. at Chama River Brewing Co. Fans can call 866-350-4309 to ask coach Davie a question. The Lobo Coaches Show will be on ROOT Sports starting the second week of the season.

Game Credentials

Regular UNM media will receive game credentials prior to the start of the season. Media members with season credentials will also serve as a parking pass for the Baseball East or Baseball South lot across from the stadium.

Visiting team media should request single-game credentials through their team's media relations office. Parking passes for the Baseball East and media lots will be needed.

Media members not associated directly with a team can email requests to fmercog@unm.edu. Please have these Wednesday of game week (Tuesday for Friday night home games).

For media members picking up credentials at will call without parking passes, it is located in the Northeast corner of the stadium by Gate 7 or 8. With parking passes credentials will be located at the University Drive entrance to the Baseball & Pit East lots with the parking attendant. This should allow you to get your credential without having to wait in line or deal with parking on the north side of the stadium.

GAME DAY COACHING LOCATIONS

BOOTH

Bob DeBesse Off. Coord./QBs
 Scott Baumgartner WRs
 Clay Davie TEs
 Barry Sacks DL
 Al Simmons CBs
 LaMar Bratton Grad. Asst. (Offense)
 Ivan Cordova Grad. Asst. (Defense)

SIDELINES

Jason Lenzmeier OL
 Apollo Wright Special Teams/RBs
 Kevin Cosgrove Def. Coord./LBs
 Charles McMillian... Passing Game Coord/S
 Andrew Aho Grad. Asst. (Defense)
 Mitchell Kleinschrodt Grad. Asst. (Offense)

LOBO RADIO NETWORK

Every New Mexico football game is broadcast over the Lobo Radio Network. 770 KKOB-AM in Albuquerque is the flagship. Robert Portnoy is in his third season of play-by-play broadcasting with the University of New Mexico. The Lobo Radio Network:

Albuquerque	KKOB-AM	770 AM
Aztec	KLJH-FM	96.1 FM
Bloomfield	KLJH-2	107.1 FM
Carlsbad	KATK-AM	740 AM
Farmington	KLJH-FM	107.1 FM
Farmington	KLJH-FM	96.1 FM
Farmington	KLJH-1	107.1 FM
Gallup	KYVA-AM	1230 AM
Gallup	KYVA-AM	94.9 FM
Grants	KMIN-AM	980 AM
Hobbs	KWMW-FM	105.1 FM
Las Vegas	KBQL-FM	92.7 FM
Mancos, CO	KLJH-FM	107.9 FM
Pagosa Springs, CO	KLJH-FM	98.3 FM
Santa Fe	KVSF-AM	1400 AM
Ruidoso	KWMW-FM	99.1 FM
Ruidoso	KRUI-AM	1490 AM
Socorro	KYRN-FM	102.1 FM
Window Rock, AZ	KLJH-FM	92.3 FM

Lobo games will be broadcast in Spanish on ESPN Deportes New Mexico on KRZY-AM 1450 and José 105.9 FM, Albuquerque, thanks to an agreement between UNM Athletics and Entrevision NM. Carlos Fourzan will handle the play-by-play duties with Ben Becerra providing analysis.

ROSTER BREAKDOWN

LETTERMEN RETURNING (46)

Offense (22): QB (1) Lamar Jordan*, **RB** (4) David Anaya***, Teriyon Gipson**, Romell Jordan*, Jhurrell Pressley***, **WR** (5) Marquis Bundy***, Chris Davis*, Dameon Gamblin**, Ridge Jones**, Carlos Wiggins**, **TE** (4) Chris Edling***, Cole Gautsche (position switch from QB)***, Nick Lehman*, Reece White***, **OL** (8) Garrett Adcock**, Andrew Aqua (SQ in 2014)*, Reno Henderson*, Jack Lamm (RS in 2014)*, Bryan Oldencamp*, Eden Mahina*, Dillon Romine**, Jack Ziltz (position switch from DL)*;

Defense (21): DL (6) Nik D'Avanzo**, Garrett Hughes*, Chris Lee*, Kene Okonkwo*, Christopher Smalls (SQ in 2014)*, William Udeh**, **LB** (6) Michael Arredondo***, Kimmie Carson*, Dakota Cox**, Ryan Langford*, Geoff Smelser*, Donnie White**, **S** (5) Tayo Adewon*, Ricky Bennett*, Kenneth Maxwell*, John Russo**, Ryan Santos**, **CB** (4) Markel Byrd*, Isaiah Brown**, Donnie Duncan***, Cranston Jones**

Specialists (3): Zack Rogers* (P/K), Steven Romero** (LS), Jason Sanders* (KO)
*denotes letters won

STARTERS RETURNING (17)

Offense (7): OL Garrett Adcock, QB Cole Gautsche, RB Teriyon Gipson, OL Reno Henderson, OL Eden Mahina, RB Jhurrell Pressley, TE Reece White

Defense (7): FS Markel Byrd, DE Nik D'Avanzo, LB Kimmie Carson, LB Dakota Cox, CB Cranston Jones, LB Donnie White, DT William Udeh

Specialists (3): P/K Zack Rogers, LS Steven Romero, KO Jason Sanders

STARTERS LOST (8)

Offense (4): OL LaMar Bratton, WR Tyler Duncan, WR Jeric Magnan, OL Jamal Price

Defense (4): DE Brett Bowers, CB SaQwan Edwards, SS David Guthrie, SLB Tevin Newman

Specialists (0): None

The Opening List

Lamar Jordan has led the Lobos in rushing for each of the last two weeks. Coincidentally, he has led the Lobos to back-to-back wins in-season for the first time in since the 2012 season. Those back-to-back games were for 147 yards against Wyoming and 157 against New Mexico State. Those two games have him over 1,000 yards for his career, but he is currently at 404 yards for the season, and that number leads the Lobos in rushing.

With Jordan leading the team in rushing and averaging over 80 yards per game, it begs the question of how many other quarterbacks are ranked ahead of Lamar Jordan in rushing this season? Well, right now Jordan ranks sixth among all FBS quarterbacks in rushing, and those QBs are the subjects of this week's opening list.

Pl.	Player	School	Yards	Avg.
19.	Kenaan Reynolds	Navy	488	122.0
21.	Greg Ward, Jr.	Houston	472	118.0
36.	Jerrard Randall	Arizona	404	101.0
55.	Lamar Jackson	Louisville	435	87.0
59.	Ahmad Bradshaw	Army	341	85.3
71.	Lamar Jordan	New Mexico	404	80.8

Silver Sevens

When New Mexico saw New Mexico State hit a field goal with 11:40 to go in the third quarter, it pushed UNM's deficit to 15 points at 29-14, and things looked a little bleak in Lobo Land. New Mexico had never come back from a 15-point deficit against New Mexico State in its history. For most of that history, Lamar Jordan wasn't the quarterback.

Jordan, who twice as a freshmen led UNM on fourth quarter game-winning touchdowns drives, helped the Lobos come all the way back, scoring 24 straight points to wipe out that deficit and win 38-29. The comeback was tied for the seventh-largest comeback in school history. The previous largest comeback against New Mexico State was in 2008 when UNM was down 14-0 in the opening four minutes of the game but came back to win 35-24.

Below are the top 15 comebacks in New Mexico history.

Deficit	Opponent	Score	Qtr-Time	Final Score	Site (Date)
21	Utah	24-3	2nd-3:27	34-31	Albuquerque / Oct. 19, 2006
21	Texas-El Paso	21-0	2nd-14:29	37-21	El Paso / Nov. 23, 1974
18	Wyoming	21-3	2nd:-25	32-21	Laramie / Oct. 19, 1974
18	Utah	21-3	2nd-8:16	23-21	Albuquerque / Nov. 5, 1994
18	Utah	21-3	1st-2:22	34-28	Salt Lake City / Sept. 26, 1970
17	Wichita State	17-0	2nd-12:24	22-17	Albuquerque / Oct. 15, 1977
15	New Mexico State	29-14	3rd-11:40	38-29	Albuquerque / Oct 3, 2015
15	Texas-El Paso	21-6	4th-13:29	25-21	Albuquerque / Nov. 19, 1994
15	Wyoming	15-0	3rd:-35	19-15	Laramie / Oct. 7, 1978
15	Colorado	15-0	2nd	17-15	Albuquerque / Nov. 12, 1949
14	Air Force	21-7	2nd	28-27	Denver / Nov. 21, 1959
14	Air Force	21-7	2nd-14:02	33-28	Albuquerque / Nov. 27, 1999
14	UNLV	28-14	2nd-10:48	39-36 (OT)	Las Vegas / Oct. 14, 2006
14	Utah	28-14	2nd-6:46	42-35 (2OT)	Albuquerque / Oct. 26, 2002
14	New Mexico State	14-0	1st-11:19	35-24	Las Cruces / Sept. 27, 2008

The Land of Ensaclment

New Mexico's defense continues to showcase its big-play ability, and it certainly did so against New Mexico State. The Aggies picked up just 62 yards in the second half as UNM's defense swarmed everywhere, but the Lobos picked up seven sacks for 38 yards, 10 tackles for loss for 43 yards, three takeaways, three passes broken up, a touchdown and a safety.

The seven sacks have the Lobos all the way up to 19 on the season and an average of 3.8 sacks per game. Those 19 sacks through five games are more sacks than UNM recorded in 2010, 2011 and 2013. Last year, the Lobos had 24 sacks, but five of those came in the final game of the season against Wyoming, meaning in the first 11 games of 2014, the Lobos had...19 sacks. Also the seven sacks were tied for the fourth-most in a single game this season.

Last year, the Lobos were led by Nik D'Avanzo with 4.5 sacks. This year, Dakota Cox and Maurice Daniels are tied for the team lead in sacks with 3.5 each. For Cox, he had no sacks in his first 24 games and 3.5 sacks in his last two. The 135 yards UNM has racked up on its 19 sacks is fifth in the NCAA behind Penn State, Florida, Oklahoma State and Pittsburgh.

FLASH 40 BREAKDOWN

UNM's game vs. Arizona State marked the 40th game of the Bob Davie tenure. This chart give a quick look back at his first 40 games, and the previous 40 games for the program. As you can see, his rebuilding job was a little tougher than most.

	First 40	Last 40	Diff.
Won/Loss	3-37	12-28	+9
Scoring Margin	-24.2	-6.4	+17.8
Total Offense	296.1	396.6	+100.5
Scoring Offense	14.4	28.9	+14.5
Scoring Defense	38.7	35.3	-3.4
Turnover Margin	-20	+10	+30
Penalties	264	183	-81
Penalty Yards	2,222	1,635	-587

THE TALE OF THE TAPE

Starters Average Heights and Weights

	UNM	NEV
OL/TE	6-3 1/2, 286.3	6-2 5/8, 301.6
Skill Pos.	5-10 1/2, 192.2	5-11 3/8, 187.8
Defensive Line	6-1 1/3, 280.7	6-2 3/4, 267.8
Linebackers	6-0 1/3, 228.0	6-1 2/3, 229.3
Defensive Backs	5-10 2/5, 189.0	5-11, 197.3

Class Breakdown of Starters

	UNM		NEV	
	Off	Def	Off	Def
Seniors	8	2	4	3
Juniors	2	7	6	2
Sophomores	1	2	1	4
Freshmen	1	0	0	2

HONORS

Garrett Adcock - OL

Phil Steele: Preseason Third Team All-Mountain West
College Football Preview: Honorable Mention First Team All-Mountain West
NFL.com: #5 Smartest Player in College Football

Dakota Cox - LB

College Football Preview: Preseason First Team All-Mountain West
Phil Steele: Preseason Second Team All-Mountain West
Athlon: Preseason Second Team All-Mountain West

Nik D'Avanzo - DL

Phil Steele: Preseason Third Team All-Mountain West
College Football Preview: Honorable Mention All-Mountain West

Teriyon Gipson - RB

College Football Preview: Honorable Mention All-Mountain West

Reno Henderson - OL

Phil Steele: Preseason Third Team All-Mountain West
College Football Preview: Honorable Mention All-Mountain West

Cranston Jones - CB

College Football Preview: Honorable Mention All-Mountain West

Ridge Jones - WR/KR

Phil Steele: Preseason Second Team All-Mountain West
Athlon: Preseason Second Team All-Mountain West

Eden Mahina - OL

College Football Preview: Honorable Mention All-Mountain West

Jhurell Pressley - RB

College Football Preview: Honorable Mention All-Mountain West
Phil Steele: Preseason Second Team All-Mountain West
Athlon: Preseason Second Team All-Mountain West
NFL.com: #7 Most Explosive Player

Carlos Wiggins - WR/KR

NFL.com: #11 Best Player 5-8 or Smaller
Preseason All-MW Returner

LOBOS IN THE MW/NCAA

Category	Avg	MW	NCAA
Rushing Offense	290.0	2	9
Passing Offense	120.2	11	121
Total Offense	410.2	5	58
Scoring Offense	34.6	2	40
Rushing Defense	157.4	5	64
Pass Defense	232.0	11	81
Total Defense	389.4	7	T-75
Scoring Defense	26.2	7	80
Net Punting	40.1	3	28
Punt Returns	4.8	11	98
Kickoff Returns	20.9	6	71
Turnover Margin	+1.00	2	T-18
Passing Eff.	102.2	10	119
Pass Eff. Defense	132.8	9	87
Time of Possession	31:20	5	43
3rd Down Conversions	39.7	5	T-70
Opp 3rd Down Conversions	42.6	9	96
Sacks For	19	1	T-4
Sacks Against	3	T-2	T-8
Penalty Yards Per Game	68.0	9	96
Red Zone Offense	81.2%	7	T-81
Red Zone Defense	78.9%	2	44
Rushing-L. Jordan	80.8	6	--
Interceptions-Byrd	0.40	T-7	T-49
Passing Yards Per Game-L. Jordan	83.6	10	--
Total Offense-L. Jordan	164.4	6	--
Kickoff Returns-Wiggins	23.3	7	--
Receiving Yards-Gamblin	48.4	10	--
Punting-Rogers	42.2	8	46
Scoring-Sanders	6.2	10	--
Scoring (TDs)-Gipson	4.5	8	--
L. Jordan	4.0	9	--
Scoring (Kick)-Sanders	6.2	5	--
FGs-Sanders	0.60	T-8	--
PAT%-Sanders	1.00	T-1	--
Tackles-Carson	7.6	14	--
Cox	7.4	15	--
Sacks-Daniels	0.70	T-3	--
Cox	0.70	T-3	--
TFLs-Daniels	1.30	T-4	T-47
Cox	1.30	T-4	T-47
Fumbles Recovered-D'Avanzo	0.20	T-9	--
Lee	0.20	T-9	--
Pressley	0.20	T-9	--
Crosby	0.20	T-9	--

Deuces Wild

For a guy that never caught more than one pass in any game in either of his first two seasons, Dameon Gamblin continues to set the Lobo receiving world on fire. Gamblin caught a 12-yard pass against New Mexico State and he has now caught 16 passes this year for 242 yards. The 16 catches quadruples his career total entering the season.

However, those 16 catches and 242 yards look better in this context. Last year, UNM's leading receiver was Jeric Magnant ... who had 16 receptions. Tyler Duncan was the leading receiver in terms of yards with 290.

UNM's Punt Coverage Team Getting It Done...In More Ways Than One

Zack Rogers punted six times against the Aggies and averaged 42.0 yards per punt. He pinned New Mexico State inside the 20 three times and twice inside the 10. For just the fifth time this season, the Lobos had a punt actually returned.

The only real difference between Rogers' average of 42.2 and his net of 40.1 are his two touchbacks. It certainly isn't return yards.

The Lobo punt coverage team has been marvelous, led by Pressley, and recent scholarship awardees John Russo and Michael Walsh of Albuquerque. The Lobos have allowed just 18 punt return yards this season, with UNM's opponents returning five punts for just 18 yards.

The 18 yards allowed is the 22nd fewest yards allowed in the FBS this season.

He's Finger Kickin' Good

Jason Sanders had a unique streak end on Saturday when his streak of 14 consecutive touchbacks ended with his final kickoff in the game against New Mexico State. It actually worked out as the Aggies only returned that kickoff to the 20-yard line.

Sanders has now hit 23 touchbacks on 31 kickoffs, a mark of 74.2 percent. That 74.2 mark is good for sixth nationally in touchback percentage. His 23 touchbacks rank seventh nationally.

There's Safety in Numbers

It was September 15, 2007 when Arizona quarterback Willie Tuitama dropped back to pass in his own end zone late in the third quarter. George Carter and Steph Hutchinson sacked him in the end zone. Not only was that the only sack of the game for UNM, but those two points were the difference in UNM's 29-27 win (if you extrapolate out the scoring after that safety, UNM very well could have lost due to potential two-point conversion tries later in that game).

That was the last time that the Lobos scored a safety in a game. Yet each week the Lobos under Bob Davie have practiced a free kick return after a safety. It finally came to fruition on Saturday when Maurice Daniels took down Nick Jeunty in the end zone for a 38-29 lead with two minutes to go.

Amazingly, the Lobos didn't even get to practice the free kick return. Due to the time of the game, the Aggies had to attempt an onside kick.

Speaking of Onside Kicks

For the second straight week, an attempted onside kick by UNM's opponent was kicked off a Lobo and out of bounds, giving UNM the ball and the win.

Lobos Red Zone Defense Is Beefing Up

The New Mexico Lobos defense is certainly improved from a year ago ... UNM's defense in the red zone has been stellar so far.

New Mexico's defensive red zone scoring percentage is .789, allowing 15 scores on 19 attempts. That number in and of itself is solidly in 45th nationally. However, giving up scores is one thing, but UNM has allowed just seven touchdowns on those 19 trips inside the zone, and that's a .368 mark defensively.

That .368 mark is the 14th best mark in the NCAA.

THE TURNOVER TABLE

2014	Takeaways	Pts.	Giveaways	Pts.
UTEP	0	0	3	7
ASU	1	7	3	21
at NMSU	2	0	1	7
FS	2	3	0	0
at UTSA	2	7	0	0
SDSU	4	0	1	0
at AFA	1	7	2	7
at UNLV	3	10	1	0
BSU	0	0	0	0
at USU	1	7	1	0
at CSU	2	7	4	20
WYO	1	7	2	0
Total	19	55	18	62

UNM Turnover Margin: +1

UNM TO Scoring Margin: -7 (UNM 9-19, Opp 9-18)

2015	Takeaways	Pts.	Giveaways	Pts.
MVSU	3	17	0	0
TULSA	1	0	2	10
at ASU	1	3	1	0
at WYO	2	3	0	0
NMSU	3	7	2	6
at UNR				
HAW				
at SJSU				
USU				
at BSU				
CSU				
AFA				
Total	10	30	5	16

UNM Turnover Margin: +1.00

UNM TO Scoring Margin: +14 (UNM 6-10, Opp 4-5)

STAT OF THE WEEK

19

That's the number of sacks that the Lobos have recorded this season. That total would have led UNM in three of the last five seasons, and the 19 sacks is good for fourth nationally.

PRONUNCIATION GUIDE

Players

2	Dameon Gamblin.....	DAY ME in
4	Romell Jordan.....	rah MEL
6	Jhurrell Pressley.....	ju RELL
7	Teriyon Gipson.....	teh REE ON GIP son
8	Cole Gautsche.....	GOW chee
9	Q' Drennan.....	QUE
10	Austin Apodoca.....	ah pa DAH CAH
16	Jacob Girdle.....	GRR gill
17	Juwan Lawson.....	ja WAHN
23	Tayo Adewon.....	TAY oh ADD ah WAHN
	(Full name is Oluwatayo Oluwadolapo Adewon.....	
oh LOU ah TAY oh oh LOY ah DOH la PO)	
25	David Anaya.....	ah NYE uh
27	Bijon Parker.....	bee ZHAHN
28	Diquon Woodhouse.....	DIH QWAN
32	Michael Arredondo.....	ah ra DON doh
47	Austin Ocasio.....	oh cah SEE yo
51	Eden Mahina.....	EE din mah HEE na
59	Toye Adewon.....	TOY YEA ADD ah WAHN
86	David Georges.....	JORE JIS
87	Anu Somoye.....	ah NEW sa MOY yea
	(full name is Anuoluwapo.....	
	ah NEW ah LEW ah PO)	
91	Nic D'Avanzo.....	DEE ah VAAN zo
94	Sam Gentry.....	jen TREE
98	Kene Okonkwo.....	Kenny Oh CONK whoa

Coaches & Staff

Bob DeBesse.....	dih BESS
Kevin Cosgrove.....	CAHZ GROVE
Scott Baumgartner.....	baum GART ner
Mitchell Kleinschrodt.....	KLIN schrot
Jason Lenzmeier.....	LENS MY er
Frank Mercogliano.....	mer cog LEE AH no

LOBO CAPTAINS

For the 2015 season, the Lobos will once again have three captains. This year its senior tight end Reece White, junior line-backer Dakota Cox and sophomore quarterback Lamar Jordan. It's the second straight year that UNM has had a sophomore team captain, and UNM is one of nine FBS programs with a permanent sophomore captain (Colorado doesn't count for this as they rotate game captains). Here are the nine schools with a sophomore captain.

2015 Sophomore Captains (FBS)

- J.T. Barrett, QB, Ohio State
- Ja'Whaun Bentley, LB, Purdue
- Austin Corbett, OL, Nevada
- Zaire Franklin, LB, Syracuse
- Myles Garrett, DL, Texas A&M
- Lamar Jordan, QB, New Mexico
- Brad Kaaya, QB, Miami (Fla.)
- Matt Linehan, QB, Idaho
- DeAndre Scott, DB, Arizona State
- Colorado (leadership council, 2 sophomores, rotating game captains)

The Three-and-Outs Work Too

Through five games, the Lobo defense is averaging 4.2 three-and-outs per game after picking up six against New Mexico. Overall through five games, UNM's defense has recorded 21. That's a huge improvement from just a year ago.

Last year the Lobos had 29 three-and-outs for the season, meaning UNM is just eight short of last years' total.

UNM's 4.20 three-and-outs per game is good for a tie for 32nd nationally.

Make It 15 of 16

UNM picked off a pair of passes in the second half against New Mexico State, and also had a fumble recovery for a touchdown in the first quarter, giving UNM a takeaway in 15 of the last 16 games. The only game in the streak in which UNM didn't get a takeaway was against Boise State, a game which saw no turnovers.

The Lobos are +1.00 for the season on takeaways (seven taken, three given) and UNM is tied for 22nd in that category. In UNM's three wins, the Lobos are +6 in the turnover battle, and UNM is -1 in its two losses.

Amazing What Happens in Year Four

While several players have made their Lobo debuts this season, most haven't been freshmen. So far this season UNM has used just nine freshmen; Aaron Jenkins, Steven Galvan, Tyrone Owens Bijon Parker, Matt Quarells, Patrick Reed, Jake Rothschilder and Diquon Woodhouse and Alex Hart. Fifteen other players have made their Lobo debuts this year as well with Austin Apodoca, Daryl Chestnut, Lee Crosby, Maurice Daniels, Tevita Fonua, Sam Gentry, Travis Green, Delane Hart-Johnson, Caleb Kimbro, Chris Lewis, Marquez Mackey, Nias Martin, Richard McQuarley and Taylor Timmons. Overall, 23 of UNM's 75 players that have played this season have made their debuts, which is 30.7%. Last year that number was 33 of 78, or 42.9%.

Sartorial Splendor on Display

For Saturday's game, the Lobos wore brand new anthracite matte helmets with a cherry and silver Zia Sun logo, UNM's anthracite jerseys and cherry pants, while New Mexico State had a white Zia Sun symbol on a crimson helmet with white jerseys and white pants. The whole thing looked fantastic to the announcers, fans, and players. Best of all, Uni Watch, run by ESPN's Paul Lukas, named UNM's game as the best looking college football game of the day. Here is what the site had to say about it:

1) New Mexico State at New Mexico — Absolutely LOVED the Lobos' look for the Rio Grande Rivalry. The anthracite/anthracite/cherry looked superb, especially with the Zia symbol on the helmets. Matched up very well with the Aggies crimson/white/white, also sporting the Zia symbol on the helmets.

Oh Hey, Another Big Run for UNM

Last it was Jhurrell Pressley. This year...it's pretty much anyone. For the fourth time in five games, the Lobos reeled off a 50+ yard touchdown run, this one was by quarterback Lamar Jordan, who raced 70 yards for a score against New Mexico State. That score was on the third play from scrimmage for UNM.

Here is where UNM ranks this season in long runs

Runs of 10 yards or more	39	T-8th
Runs of 20 yards or more	18	T-2nd
Runs of 30 yards or more	10	T-3rd
Runs of 40 yards or more	6	T-3rd
Runs of 50 yards or more	4	T-4th
Runs of 60 yards or more	3	T-2nd
Runs of 70 yards or more	1	T-8th

The Lobos are one of 10 teams that have had at least two 60-yard runs this season (Georgia Southern has three). Last year New Mexico led the NCAA with 14 60-yard runs, and UNM's 13 60-yard runs over the last 17 games is tied with Georgia Southern for the most in the FBS over that time period.

And He Was Only Number Five By The Way

Due to redshirting and things like that, there are many cases of graduates playing football and working on a Master's degree. Almost always, those are players in their senior year, or they are graduate transfers, in the case of UNM's Travis Green, who graduated from Kansas State and is now with UNM.

The harder trick is to graduate with two years of eligibility, but that's exactly what UNM offensive lineman Garrett Adcock has done. Adcock was named by NFL.com as the fifth-smartest football player in the FBS. He earned his degree in biology in three years, and despite his eventual goal of being a surgeon, Adcock was accepted into UNM's law school.

He is one of nine FBS players in 2015 that will be juniors in eligibility but holding a Bachelor's degree. Here is the complete list of those nine.

UNM VS. NEVADA STAT COMPARISON

UNM (5 gms)	Category.....	(NEV 4 gms)
34.5.....	Points Per Game For	23.8
26.2.....	Points Per Game Against.....	29.8
95.....	First Downs	95
254.....	Rushing Attempts	200
1450.....	Rushing Yards	983
5.7.....	Average Per Rush.....	4.9
290.0.....	Average Per Game.....	196.6
19.....	Rushing TDs.....	8
45-94-3.....	Passing (Comp-Att-Int).....	79-151-3
47.9%.....	Completion Pct.....	52.3%
601.....	Passing Yards	821
120.2.....	Average Per Game.....	164.2
3.....	TD Passes.....	6
2051.....	Total Offense	1804
5.9.....	Avg. Per Play	5.1
410.2.....	Avg Per Game	360.8
6-2.....	Fumbles-Lost.....	3-0
+1.00.....	Turnover margin/game.....	+1.00
27-40.1.....	Punts-Net Avg.....	33-39.6
29/75 (39%).....	Third Down Conversion.....	26/72 (36%)
8/10 (80%).....	Fourth Down Conversion.....	1/5 (20%)
31:20.....	Average time of possession.....	29:22
19-135.....	Sacks-Yards	11-65

NATIONAL POLLS

ASSOCIATED PRESS POLL

(10/4/2015)

Pl.	Team (First-place votes)	Record	Pts.	LW
1	Ohio State (38)	5-0	1444	1
2	Texas Christian (5)	5-0	1371	4
3	Baylor (10)	4-0	1364	5
4	Michigan State	5-0	1291	2
5	Utah (7)	4-0	1254	10
6	Clemson	4-0	1217	12
7	LSU	4-0	1212	9
8	Alabama	4-1	1026	13
9	Texas A&M	5-0	1009	14
10	Oklahoma	4-0	976	15
11	Florida	5-0	935	25
12	Florida State	4-0	922	11
13	Northwestern	5-0	753	16
14	Mississippi	4-1	731	3
15	Notre Dame	4-1	721	6
16	Stanford	4-1	617	18
17	Southern California	3-1	498	17
18	Michigan	4-1	452	22
19	Georgia	4-1	441	8
20	UCLA	4-1	415	7
21	Oklahoma State	5-0	333	20
22	Iowa	5-0	254	NR
23	California	5-0	233	24
24	Toledo	5-0	87	NR
25	Boise State	4-1	65	NR

Others receiving votes: Oregon 39, Duke 31, Houston 31, Temple 23, Memphis 19, Navy 19, Arizona St. 15, Mississippi St. 11, West Virginia 8, Texas Tech 4, BYU 3, Kansas St. 1, Missouri 1

AMWAY/USA TODAY POLL

(10/4/2015)

Pl.	Team (First-place votes)	Record	Pts.	LW
1	Ohio State (50)	5-0	1523	1
2	Texas Christian (4)	5-0	1435	3
3	Michigan State (1)	5-0	1409	2
4	Baylor (5)	4-0	1408	4
5	LSU (1)	4-0	1257	8
6	Clemson	4-0	1196	11
7	Utah (1)	4-0	1118	12
8	Florida State	4-0	1067	9
9	Oklahoma	4-0	1009	14
10	Alabama	4-1	990	13
11	Texas A&M	5-0	983	15
12	Florida	5-0	755	23
13	Mississippi	4-1	727	5
14	Northwestern	5-0	707	17
15	Notre Dame	4-1	674	7
16	Georgia	4-1	562	6
17	Southern California	3-1	540	16
18	Stanford	4-1	535	20
19	Oklahoma State	5-0	519	19
20	UCLA	4-1	401	10
21	Michigan	4-1	322	NR
22	California	5-0	311	24
23	Iowa	5-0	243	NR
24	Boise State	4-1	100	NR
25	Memphis	5-0	68	NR

Dropped from rankings: No. 18 Wisconsin, No. 21 West Virginia, No. 22 Mississippi State, No. 24 Oregon

Others receiving votes: Oregon 64; Duke 59; West Virginia 31; Toledo 24; Kansas State 17; Arizona State 16; Temple 16; Mississippi State 14; Navy 12; Houston 11; Kentucky 6; Arizona 5; North Carolina 4; Missouri 4; Wisconsin 4; Illinois 2; Indiana 2

- Auburn-Alex Kozan, OL, Finance
- Auburn-Shon Coleman, OL, Public Administration
- New Mexico-Garrett Adcock, OL, Biology
- Old Dominion-Tyler Compton, OL, Mathematics
- Old Dominion-Colin McElroy, QB, Economics
- Pittsburgh-Nate Peterman, QB, Communications
- Purdue-J.J. Prince, OL, Economics
- Virginia-Connor Brewer, QB, Communications
- Virginia-Albert Reid, TB, Criminology/Criminal Justice

Adcock is the only one of those nine in law school. To make the story even better (and slightly more unbelievable), Adcock has spent part of his summers with his family in Africa building hospitals and schools.

DonTrell is Safe...the Others Not So Much

Jhurell Pressley was one yard short of his eighth career 100-yard rushing game, but more importantly he darted in for a touchdown, his third of the season. That 32-yard touchdown was the 27th of his career, tying him with a guy whose name is on the side of the building, Mike Williams. That touchdown tied Jhurell for fifth at UNM in rushing touchdowns for a career. The list of the all-time career rushing touchdown leaders at UNM is Here is the top nine in rushing touchdowns in UNM history.

CAREER RUSHING TOUCHDOWNS

	TDs	Player	Years
1.	51	DonTrell Moore	2002-04
2.	34	Rodney Ferguson	2004-08
3.	31	Stoney Case	1991-94
4.	29	Willie Turrall	1982-85
5.	27	Jhurell Pressley	2012-pres.
	27	Mike Williams	1975-78
7.	26	Kasey Carrier	2009-13
8.	23	Fred Henry	1970-72
9.	21	Rocky Long	1969-71
---	16	Teriyon Gipson	2013-pres.

The Man of Steel Hits the Top Ten

Jhurell Pressley started the season at No. 19 with 1,818 yards, needing just 272 yards to catapult himself into 10th place all-time. He picked up another 99 yards on Saturday, moving him to ninth on the career list. Pressley now has 2,165 yards and he is one of 15 Lobos with 2,000 career rushing yards. He has an outside shot of being one of six with 3,000 yards. Here is what is currently ahead of him on the list after just surpassing three more players on Saturday:

7.	2,520	Willie Turrall	1982-85
8.	2,364	Mike Carter	1978-82
9.	2,165	Jhurell Pressley	2012-pres.
10.	2,131	Lennox Gordon	1995-98

The Man of Steel is a fitting nickname for Jhurell. When Jhurell's mom was in the hospital getting ready to give birth, she hadn't decided on a name. The old television series Superman came on (the George Reeves version) and the epiphany hit. Jor El is the name of Superman's father, and Kal El is the birth name of Superman. A few hours later, the world welcomed Jhurell Kyle Pressley into the world, and he has been Super on the football field.

Still Perfect

One season after just handling kickoffs, Jason Sanders has gone a perfect 22-for-22 on extra points so far this season. He opened his career by going 9-for-9 against Mississippi Valley State on extra points. The nine extra points were tied for the second-most in a single game in UNM history, behind Eddie Beach, who went 10-for-10 on extra points in the very first game played inside University Stadium, against the University of Mexico in 1960. Sanders' nine extra points did set a record ... it was the most extra points ever made by a sophomore in the Mountain West.

Sanders has a shot at the single-best season in school history for extra points, as Justus Adams kicked a school record 49 in 2013. Last year Zack Rogers hit 43 extra points, which tied for the third-most in school history. The career record is 100, set by Colby Cason from 1995-97.

Breaking 5,000

The Lobo offense last season finished with an average of 428.1 yards per game, which ranked seventh on the school's all-time list for yards per game in a season, a neat trick since you tend to run fewer plays overall in an option offense because of the clock. The Lobos also totaled 5,062 yards of offense, marking the sixth time in school history that a team broke the 5,000-yard mark.

SPECIAL TEAMS TACKLES (2015)

Player	Total	KO	Punt
John Russo	2	1	1
David Anaya	1	1	0
Donnie Duncan	1	1	0
Maurice Daniels	1	1	0
Daniel Henry	1	1	0
Diquon Woodhouse	1	1	0
Michael Walsh	1	1	0
Jason Sanders	1	1	0
Tayo Adewon	1	1	0
Reece White	1	0	1
Bijon Parker	1	0	1
Totals	12	9	3

FLASH STAT

9/9

The field goals made and attempted by UNM's opponents this season. Of the six made kicks, the longest is just 41 yards, and six have been from between 29 yards or in.

CAREER STARTS

OFFENSE

QBs	'11	'12	'13	'14	'15	Total
13 L. Jordan.....	-	-	-	4	5	9
RBS	'11	'12	'13	'14	'15	Total
7 Gipson.....	-	-	3	9	2	14
6 Pressley.....	-	3	0	5	5	13
25 Anaya.....	2	0	3	0	0	5
4 R. Jordan.....	-	-	-	1	0	1
TEs	'11	'12	'13	'14	'15	Total
80 R. White.....	-	0	3	11	4	18
8 Gautsche.....	-	%4	%5	%6	0	15
48 Edling.....	-	-	0	3	0	3
88 Lehman.....	-	-	-	1	0	1
WRs	'11	'12	'13	'14	'15	Total
81 Bundy.....	1	12	0	4	0	17
24 Wiggins.....	0	6	1	4	0	11
2 Gamblin.....	-	-	4	1	4	9
82 Hart-Johnson.....	-	-	-	1	0	1
5 Reed.....	-	-	-	1	0	1
11 R. Jones.....	-	-	0	1	0	1
OL	'11	'12	'13	'14	'15	Total
62 Adcock.....	-	8	10	1	0	19
75 Henderson.....	-	-	-	12	5	17
51 Mahina.....	-	-	-	12	5	17
55 Jenkins.....	-	-	0	5	4	9
79 Oldenkamp.....	0	0	0	5	4	9
76 Romine.....	0	0	0	3	3	6
66 Fonua.....	-	-	-	1	0	1

DEFENSE

DL	'11	'12	'13	'14	'15	Total
91 D'Avanzo.....	-	-	1	10	4	15
92 Udeh.....	-	-	0	6	4	10
95 Hughes.....	-	-	-	1	5	6
98 Okonkwo.....	-	-	0	1	0	1
55 Timmons.....	-	-	-	1	0	1
LBs	'11	'12	'13	'14	'15	Total
49 Cox.....	-	-	9	9	5	23
2 Carson.....	-	-	-	9	5	14
54 D. White.....	-	-	0	8	5	13
20 Langford.....	-	-	-	6	0	6
DBs	'11	'12	'13	'14	'15	Total
3 C. Jones.....	-	4	12	8	5	29
22 Byrd.....	-	-	-	8	1	9
12 Santos.....	-	-	1	1	5	7
4 Brown.....	-	-	0	3	2	5
14 Henry.....	0	0	0	0	5	5
21 D. Duncan.....	*1	-	0	0	2	3
5 Crosby.....	-	-	-	3	0	3
28 Rothschilder.....	-	-	-	1	0	1

*started as wide receiver %started as a quarterback

LOBOS IN THE PROS

Byron Bell Tennessee Titans Offensive Tackle
Bell was an undrafted free agent and is his fifth season in the NFL and first with Tennessee after four with the Panthers. He has started 54 games in his NFL career, playing in 60 of 62 games.

Glover Quin Detroit Lions Safety
Quin is in his sixth season in the NFL, and second with Detroit. Glover was a 4th round draft choice, and the 112th overall pick by the Houston Texans in 2009. He has played in 95 out of a possible 96 games in his career with 449 total tackles, 3.0 sacks, four forced fumbled, four fumble recoveries, 15 interceptions and 68 passes defended.

SaQwan Edwards Oakland Raiders Cornerback
Edwards is in his first season with the Raiders after signing a free agent contact with Oakland. He made the original 53-man roster but was released and then immediately signed to the practice squad.

Dillon Farrell Carolina Panthers Offensive Tackle
Farrell is in his second season in the NFL as an undrafted free agent. He spent 2014 with San Francisco, playing in eight games. He was signed to Carolina's practice squad after week two.

Here are all six seasons of 5,000 yards for New Mexico football:

1994	5,664 yards
1986	5,269 yards
2003	5,207 yards
1985	5,165 yards
1971	5,148 yards
2013	5,062 yards

The Lobos are currently averaging 410.3 yards per games, which over a 12-game season would be 4,922 yards, which would be just shy of the seventh 5,000-yard season in school history.

Welcome Back

Dakota Cox, who led the Lobos in tackles in each of the past two seasons, is back after tearing his ACL against Boise State on November 8, 2014. He had another great game against New Mexico State with seven tackles including two more sacks.

Last year Cox finished sixth nationally with 77 assisted tackles, and tied for 37th overall with 116 total tackles. His 12.9 tackles per game was just a shade better than Texas State's David Mayo, who averaged 12.83 per game. His 12.4 tackles in conference games ranked fifth nationally, and his 13.5 in non-conference games is second nationally.

Cox has 252 tackles in his career. He is just 38 away from moving into the top 20 at UNM, as Dallas Bollema, Cox's former teammate, is sitting in 20th with 290 tackles. Here are the top 20 tackles for a career at UNM.

CAREER TACKLES

	No.	Player	Years
1.	483	Johnny Jackson (LB)	1981-84
2.	474	Blake Irwin (LB)	1994-97
3.	454	Carmen Messina (LB)	2008-11
4.	442	Brian Urlacher (LB/FS)	1996-99
5.	406	Robin Cole (DE)	1973-76
6.	394	Dave Thompson (LB)	1974-76
7.	389	Jimmie Carter (DE)	1980-83
8.	371	Houston Ross (LB)	1969-71
9.	362	Mike Forrest (LB)	1976-79
10.	353	Charlie Baker (DE)	1976-79
11.	342	Daniel Johnson (LB)	1993-96
12.	335	Ray Hornfeck (S)	1981-84
13.	328	Herm Fredenburg (LB)	1969-71
14.	319	Randy Rich (S)	1972-75
15.	317	Nick Speegle (LB)	2001-04
16.	316	Scott McGarrahan (S)	1994-97
	316	Billy Austin (S)	1994-97
18.	302	John Bell (DT)	1987-90
19.	301	Robert Rumbaugh (DT)	1974-76
20.	290	Dallas Bollema (LB)	2010-13
--	252	Dakota Cox (LB)	2012-present

The eight tackles lowered his career average per game up to 9.69 per game.

Total Tackles per Game

Pl.	Player, Team	Avg
1	Tyler Matakevich, Temple	10.03
2	Dakota Cox, New Mexico	9.69
3	Quin Blanding, Virginia	9.50
4	Jeremy Timpf, Army	9.18
5	Christian Tago, San Jose State	8.88

The Difference Between Winning & Losing

Last year, in UNM's four wins, the Lobos averaged +1.00 TOs a game (gaining eight but losing just four). However, in UNM's eight losses, the Lobos had 11 takeaways but 14 giveaways, which is -0.38 turnovers per game. In UNM's three wins they are +6, picking up three fumbles and five interceptions while suffering two turnovers of their own. In UNM's two losses this year, they are -1.

Things People Forget...

New Mexico has been incorrectly credited by some as winning its first back-to-back games since 2008. UNM won back-to-back games against Texas State and Hawai'i in 2012, and then back-to-back games spanning the finale of 2014 against Wyoming and the opener of 2015 against Mississippi Valley State. UNM also was 4-3 back in 2012, so the current 3-2 record is not the latest UNM has been over .500 in the last seven seasons.

But This One Would Be True

UNM will be attempting to defeat Nevada and get to two games over .500 for the first time since the end of 2007 when UNM was 9-4. That season ended with a win...over Nevada.

Going For Number Four

The University of New Mexico is the only team in the nation that has finished in the top five in rushing in each of the last three seasons while averaging at least 300 yards. UNM is currently ninth nationally averaging 290.0 yards per game.

RECORDS WATCH

CAREER RUSHING YARDS

	Yds.	Player	Years
1.	4,973	DonTrell Moore	2002-05
2.	3,862	Mike Williams	1975-78
3.	3,564	Rodney Ferguson	2004-08
4.	3,332	Winslow Oliver	1992-95
5.	3,233	Kasey Carrier	2009-13
6.	2,935	Fred Henry	1970-72
7.	2,520	Willie Turrall	1982-85
8.	2,364	Mike Carter	1978-82
9.	2,165	Jhurell Pressley	2012-pres.
10.	2,131	Lennox Gordon	1995-98
11.	2,090	Jarrold Baxter	1998-01
12.	2,071	Rocky Long	1969-71
13.	2,030	Jimmy Sayers	1977-80
14.	2,001	Don Perkins	1957-59
15.	1,971	Dave Bookert	1967-69
16.	1,937	Bobby Santiago	1960-62
17.	1,860	Cole Gautsche	2012-pres.
18.	1,840	Rich Diller	1971-73
19.	1,833	Holmon Wiggins	1998-01
20.	1,667	David Osborn	1979-82
21.	1,663	Michael Johnson	1980-83
22.	1,603	Crusoe Gongbay	2011-14
23.	1,531	Sam Scarber	1968-70
24.	1,471	Rudy Krall	1946-48
25.	1,466	Nate McCall	1970-71

LOBO WALK-ONS

Here are the Lobo Walk-ons by position that are on the active roster:

QB (1)	Derek Martinez, Albuquerque, N.M. (Cibola HS)
RB (2)	Wendell Carter, Winslow, Ariz. (Winslow HS) Javohn Jones, Albuquerque, N.M. (La Cueva HS)
WR (4)	Marcus Lopez, Santa Rosa, N.M. (Santa Rosa HS) Thomas Viera, Albuquerque, N.M. (La Cueva HS) James McNeely, Albuquerque, N.M. (Valley HS) Jacob Willcox, Grants, N.M. (Grants HS)
TE (2)	David Georges, Albuquerque, N.M. (Valley HS) Aaron Overacker, Albuquerque, N.M. (La Cueva HS)
OL (2)	Jack Lamm, Albuquerque, N.M. (Sandia HS) Luis Torres, Rio Rancho, N.M. (Rio Rancho HS)
P (1)	Sam Gentry, Albuquerque, N.M. (Eldorado HS)
DB (4)	Tayo Adewon, Frisco, Texas (Trinity Valley CC/Liberty HS) Jake Rothschilder, Westlake Village, Calif. (Westlake HS) Kenneth Maxwell, Center Hill, Fla. (Prairie View A&M/South Sumter HS) Derek Salas, Silver City, N.M. (Silver HS)
LB (4)	Kenya Donaldson, Collierville, Tenn. (Collierville HS) Geoff Smelser, Las Cruces, N.M. (Oñate HS) Elliot Hersman, Los Alamos, N.M. (Los Alamos HS) Micah McVane, Westlake Valley, Calif. (Westlake HS)
DL (1)	Christopher Smalls, Barstow, Calif. (Oklahoma Panhandle St./Barstow HS)

Taking Care of Business

Under Bob Davie the Lobos have gone 10-6 against FBS teams that did not have a winning record. In the previous three seasons New Mexico was 3-12 against such opponents. This year, UNM's three wins are against teams with losing records, and they are 0-2 against teams .500 or better.

37 Out of 42 > 0 Out of 24

In the 2010 and 2011 seasons, the Lobos had as many 100-yard rushers as the fan-base did ... zero. However, enter Bob Davie, Bob DeBesse and the pistol triple option and that two-year rushing skein is a long distant memory. The Lobos in the last four seasons over the span of 42 games have had 37 100-yard rushers.

The Lobos had 10 100-yard games in 2012, 11 in 2013 and 11 in 2014. The Lobos this season had five, having Daryl Chestnut hit the century mark against Mississippi Valley State and then Lamar Jordan and Jhurell Pressley did it against Wyoming. Jordan and Teriyon Gipson did it against New Mexico State.

I Mean Our Older Fan Base Can Do Without the Cardiac Comebacks, But Still...

The Lobos were truly cardiac kids last year, as in all four of UNM's wins, they had to come from behind in the second half.

Opponent	Last Time Trailing	Final Go-Ahead Score	Time Left
at NMSU	trailed 35-31 with 4:41 in 4th	Reece White 5 pass from Lamar Jordan (Zack Rogers kick)	0:27 in 4th
at UTSA	trailed 9-7 with 9:20 in 3rd	Lamar Jordan 9 run (Zack Rogers kick)	1:57 in 3rd
at UNLV	trailed 28-24 with 8:48 in 4th	Teriyon Gipson 3 run (Zack Rogers kick)	1:22 in 4th
Wyoming	trailed 30-28 with 2:08 in 3rd	Carlos Wiggins 97 kickoff return (Jhurell Pressley run)	1:53 in 3rd

Lobos Take Care of the Ball...Again

For the season the Lobos have committed just five giveaways, three interceptions and two fumbles lost. Not turning the ball over has been a hallmark of the Bob Davie era, amazing for an option team. All three of Bob Davie's seasons at the helm of the Lobos rank in the top five in fewest giveaways.

FEWEST TURNOVERS IN A SEASON

No.	Year
12 (5 Fumb., 7 INT)	1996
14 (9 Fumb., 5 INT)	2013
14 (10 Fumb., 4 INT)	2012
17 (8 Fumb., 9 INT)	1993
18 (12 Fumb, 6 INT)	2014
18 (8 Fumb., 10 INT)	1995
18 (5 Fumb., 13 INT)	1999

Future Schedules Feature Some Big Names

On August 13, The University of New Mexico announced that the Lobos would face off with the Notre Dame Fightin' Irish in South Bend in 2019. That game is the latest to be added to the future schedules, which have at least one big-name opponent in each year for the next few seasons. Here are UNM's future schedules.

2016

Sept. 3	Sam Houston State
Sept. 10	@New Mexico State
Sept. 17	@Rutgers
Oct. 22	Louisiana-Monroe
MW Home:	Boise State, Nevada, San Jose State, Wyoming
MW Away:	Air Force, Colorado State, Hawai'i, Utah State

2017

Sept. 2	Abilene Christian
Sept. 9	New Mexico State
Sept. 23	@Tulsa
Nov. 11	@Texas A&M

The New Mexico Man

For the fourth straight year Lobo coach Bob Davie will continue to designate a walk-on player as the "New Mexico Man" each week during the season. The designated player will lead the team onto the field with the New Mexico state flag before home games as well as in Las Cruces at the Rio Grande Rivalry game between the Lobos and New Mexico State. The player runs with the flag across the field to the north end zone, where he waves it for the home crowd.

Coach Davie and his staff will select the weekly player, based on dedication, work ethic, team spirit and unselfishness that exemplifies Lobo football and the state of New Mexico. "Walk-ons are critical to our success here at UNM," Davie said at the implementation of the program. "I have tremendous respect for all of them and want to have a way to recognize their importance and contributions to the program."

David Anaya, a senior running back from Roswell, was last week's New Mexico Man. He is the first four-time New Mexico Man, and he has served as the New Mexico Man in each of the three previous meetings with New Mexico State.

The following is the complete list of New Mexico Men for the program since its inception in 2012.

STAT OF THE WEEK

2, 2x

The number of two-point plays UNM scored against New Mexico State, getting a two-point conversion and a safety. It was UNM's first safety since the 2007 season.

2018

Sept. 1	Incarnate Word
Sept. 8	@Wisconsin
Sept. 15	@New Mexico State (one more to schedule)

2019

Sept. 7	@Louisiana-Monroe
Sept. 14	@Notre Dame
Sept. 21	New Mexico State (one more to schedule)

2020

Sept. 19	@ USC (@New Mexico State, two more to schedule)
----------	--

100-YARD RUSHING GAMES UNDER DAVIE

<u>By Date</u>			
Pl.	Total	Player	Opponent Date
1.	103	Demarcus Rogers	Southern 9/1/2012
2.	129	Kasey Carrier	at New Mexico State 9/22/2012
3.	191	Kasey Carrier	Texas State 10/6/2012
4.	161	Kasey Carrier	at Hawai'i 10/13/2012
5.	104	Cole Gautsche	at Hawai'i 10/13/2012
6.	338	Kasey Carrier	at Air Force 10/20/2012
7.	136	Kasey Carrier	Fresno State 10/27/2012
8.	149	Cole Gautsche	at Wyoming 11/10/2012
9.	109	Kasey Carrier	at Wyoming 11/10/2012
10.	145	Kasey Carrier	Nevada 11/17/2012
11.	118	Cole Gautsche	UTSA 8/31/2013
12.	291	Kasey Carrier	at UTEP 9/7/2013
13.	191	Kasey Carrier	UNLV 9/28/2013
14.	119	Carlos Wiggins	UNLV 9/28/2013
15.	108	Cole Gautsche	UNLV 9/28/2013
16.	127	Cole Gautsche	New Mexico State 10/5/2013
17.	126	Kasey Carrier	New Mexico State 10/5/2013
18.	113	Cole Gautsche	at Wyoming 10/12/2013
19.	104	Kasey Carrier	at Wyoming 10/12/2013
20.	179	Kasey Carrier	Air Force 11/8/2013
21.	140	Cole Gautsche	Air Force 11/8/2013
22.	184	Cole Gautsche	UTEP 8/30/2014
23.	139	Crusoe Gongbay	at New Mexico State 9/20/2014
24.	163	Crusoe Gongbay	Fresno State 9/26/2014
25.	106	Lamar Jordan	at UTSA 10/4/2014
26.	102	Jhurell Pressley	at UTSA 10/4/2014
27.	148	Jhurell Pressley	at Air Force 10/18/2014
28.	138	Jhurell Pressley	at UNLV 11/1/2014
29.	154	Jhurell Pressley	vs. Boise State 11/8/2014
30.	205	Teriyon Gipson	vs. Boise State 11/8/2014
31.	109	Jhurell Pressley	at Colorado State 11/22/2014
32.	101	Jhurell Pressley	Wyoming 11/29/2014
33.	108	Daryl Chestnut	Mississippi Valley St. 9/5/2015
34.	147	Lamar Jordan	at Wyoming 9/26/2015
35.	103	Jhurell Pressley	at Wyoming 9/26/2015
36.	157	Lamar Jordan	New Mexico State 10/3/2015
37.	142	Teriyon Gipson	New Mexico State 10/3/2015

<u>By Yardage</u>			
Pl.	Total	Player	Opponent Date
1.	338	Kasey Carrier	at Air Force 10/20/2012
2.	291	Kasey Carrier	at UTEP 9/7/2013
3.	205	Teriyon Gipson	vs. Boise State 11/8/2014
4.	191	Kasey Carrier	UNLV 9/28/2013
	191	Kasey Carrier	Texas State 10/6/2012
6.	184	Cole Gautsche	UTEP 8/30/2014
7.	179	Kasey Carrier	Air Force 11/8/2013
8.	163	Crusoe Gongbay	Fresno State 9/26/2014
9.	161	Kasey Carrier	at Hawai'i 10/13/2012
10.	157	Lamar Jordan	New Mexico State 10/3/2015
11.	154	Jhurell Pressley	vs. Boise State 11/8/2014
12.	149	Cole Gautsche	at Wyoming 11/10/2012
13.	148	Jhurell Pressley	at Air Force 10/18/2014
14.	147	Lamar Jordan	at Wyoming 9/26/2015
15.	145	Kasey Carrier	Nevada 11/17/2012
16.	142	Teriyon Gipson	New Mexico State 10/3/2015
17.	140	Cole Gautsche	Air Force 11/8/2013
18.	139	Crusoe Gongbay	at New Mexico State 9/20/2014
19.	138	Jhurell Pressley	at UNLV 11/1/2014
20.	136	Kasey Carrier	Fresno State 10/27/2012
21.	129	Kasey Carrier	at New Mexico State 9/22/2012
22.	127	Cole Gautsche	New Mexico State 10/5/2013
23.	126	Kasey Carrier	New Mexico State 10/5/2013
24.	119	Carlos Wiggins	UNLV 9/28/2013
25.	118	Cole Gautsche	UTSA 8/31/2013
26.	113	Cole Gautsche	at Wyoming 10/12/2013
27.	109	Kasey Carrier	at Wyoming 11/10/2012
	109	Jhurell Pressley	at Colorado State 11/22/2014
29.	108	Daryl Chestnut	Mississippi Valley St. 9/5/2015
	108	Cole Gautsche	UNLV 9/28/2013
31.	106	Lamar Jordan	at UTSA 10/4/2014
32.	104	Cole Gautsche	at Hawai'i 10/13/2012
	104	Kasey Carrier	at Wyoming 10/12/2013
34.	103	Jhurell Pressley	at Wyoming 9/26/2015
	103	Demarcus Rogers	Southern 9/1/2012
36.	102	Jhurell Pressley	at UTSA 10/4/2014
37.	101	Jhurell Pressley	Wyoming 11/29/2014

2012 New Mexico Men

Sept. 1	Jeric Magnant (Rio Rancho)	Southern
Sept. 22 & 29	David Anaya (Roswell)	at New Mexico State & Boise State
Oct. 6	Reece White (Rio Rancho)	Texas State
Oct. 27	Tim Foley (Rio Rancho)	Fresno State
Nov. 10	Greg Rivara (Albuquerque)	Wyoming
Nov. 17	Matt Raymer (Albuquerque)	Nevada

2013 New Mexico Men

Aug. 31	Reece White (Rio Rancho)	UTSA
Sept. 28	Randy Williams (Albuquerque)	UNLV
Oct. 5	David Anaya (Roswell)	New Mexico State
Oct. 19	Steven Romero (Albuquerque)	Utah State
Nov. 8	Tim Foley (Rio Rancho)	Air Force
Nov. 16	Jack Lamm (Albuquerque)	Colorado State

2014 New Mexico Men

Aug. 30	Greg Wortman (Los Lunas)	UTEP
Sept. 6	Randy Williams (Albuquerque)	Arizona State
Sept. 20	David Anaya (Roswell)	at New Mexico State
Sept. 26	Geoff Smelser (Las Cruces)	Fresno State
Oct. 10	Zack Rogers (Rio Rancho)	San Diego State
Nov. 8	John Russo (Albuquerque)	Boise State
Nov. 29	Marcus Lopez (Santa Rosa)	Wyoming

2015 New Mexico Men

Sept. 5	David Georges (Albuquerque)	Mississippi Valley State
Sept. 12	Sam Gentry (Albuquerque)	Tulsa
Oct. 3	David Anaya (Roswell)	New Mexico State
Oct. 17		Hawai'i
Nov. 7		Utah State
Nov. 21		Colorado State
Nov. 28		Air Force

Of the 12 different players who have been honored as a weekly New Mexico Man, seven (Jeric Magnant, David Anaya, Reece White, Steven Romero, Zack Rogers, Randy Williams and John Russo) have eventually been awarded scholarships by head coach Bob Davie.

On This Date

The game on October 10 will be 14th for the Lobos on that particular date, going 6-7 overall but not winning on this date since 1981 when UNM beat UTEP. Here are all the games played on October 10.

Date	Opponent	Result	Site
10/10/2014	San Diego State	L 14-24	Albuquerque, N.M.
10/10/2009	at Wyoming	L 13-37	Laramie, Wyo.
10/10/1998	UTEP	L 19-22	Albuquerque, N.M.
10/10/1992	at Wyoming	L 21-35	Laramie, Wyo.
10/10/1987	Hawai'i	L 31-41	Albuquerque, N.M.
10/10/1981	UTEP	W 26-3	Albuquerque, N.M.
10/10/1970	San Jose State	W 48-25	Albuquerque, N.M.
10/10/1964	Arizona	W 10-7	Albuquerque, N.M.
10/10/1959	Utah State	W 28-6	Albuquerque, N.M.
10/10/1953	at Arizona State	L 0-20	Tucson, Ariz.
10/10/1942	New Mexico State	W 32-0	Albuquerque, N.M.
10/10/1936	West Texas State	L 7-13	Albuquerque, N.M.
10/10/1925	Montezuma College	W 10-0	Albuquerque, N.M.

On October 10 in history, Vice President Spiro Agnew resigned after he was charged with federal income tax evasion (1973), London Bridge, which was sold, dismantled and reassembled, was opened in Lake Havasu, Arizona (1971), the opening ceremonies of the Tokyo, Japan Olympics was broadcast for the first time using a geostationary communications satellite (1964), President Woodrow Wilson triggers the explosion of the Gamboa Dike, the final construction element of the Panama Canal (1913), and a fire that was started when a cow knocked over a lantern in a bar that nearly destroyed a major city was put out (The Great Chicago Fire, 1871).

Famous people born on October 10 include basketball player Michael Carter-Williams (1991), quarterback Geno Smith (1990), Pittsburgh Pirate Andrew McCutchen (1986), Toronto Blue Jay Troy Tulowitzki (1984), singer Mya (1979), former Philadelphia Phillies Pat Burrell (1976) and Placido Palanco (1975), NASCAR driver Dale Earnhardt, Jr. (1974), Saved By The Bell's Mario Lopez (A.C. Slater, 1973), former Green Bay Packer/N.Y. Jet/Minnesota Viking quarterback Brett Favre (1969), Michael Giacchino (Composer/LOST, 1967), former SNL star Julia Sweeney (1959), former Van Halen frontman David Lee Roth (1954), actor/dancer Ben Vereen (1946), politician Winston Churchill, Jr. (1940) and musician Thelonious Monk (1917).

Sadly, on this day the world lost former football player/Actor Alex Karras (Mongo/Webster, 2012), Christopher Reeve (Superman, 2004), baseball player Ken Caminiti (2004), Marvin Gay, Sr. (1998), Orson Welles (1985), Yul Brenner (The King and I, 1985), Jack Daniel (yes, that guy, 1911), Pop Valentine (the first Pope to have never been a priest and one who died 41 days into his Papacy, 827), and Roman General Germanicus, who was more famous for being the father of Emperor Caligula (19).

SEPT. 5 VS. MUSU

Helmet Shell	
Logo	
Stripe	
Jersey Color	
Font	
Pants	


SEPT. 12 VS. TULSA

Helmet Shell	
Logo	
Stripe	
Jersey Color	
Font	
Pants	


SEPT. 18 AT ARIZONA ST.

Helmet Shell	
Logo	
Stripe	
Jersey Color	
Font	
Pants	




SEPT. 26 AT WYOMING

Helmet Shell	
Logo	
Stripe	
Jersey Color	
Font	
Pants	




OCT. 3 VS. NEW MEXICO ST.

Helmet Shell	
Logo	
Stripe	
Jersey Color	
Font	
Pants	




OCT. 10 AT NEVADA

Helmet Shell	
Logo	
Stripe	
Jersey Color	
Font	
Pants	




OCT. 17 VS. HAWAI'I

Helmet Shell	
Logo	
Stripe	
Jersey Color	
Font	
Pants	

OCT. 24 AT SAN JOSE ST.

Helmet Shell	
Logo	
Stripe	
Jersey Color	
Font	
Pants	




NOV. 7 VS. UTAH STATE

Helmet Shell	
Logo	
Stripe	
Jersey Color	
Font	
Pants	


NOV. 14 AT BOISE STATE

Helmet Shell	
Logo	
Stripe	
Jersey Color	
Font	
Pants	

NOV. 21 VS. COLORADO ST.

Helmet Shell	
Logo	
Stripe	
Jersey Color	
Font	
Pants	

NOV. 28 VS. AIR FORCE

Helmet Shell	
Logo	
Stripe	
Jersey Color	
Font	
Pants	

QB - #10 Austin Apodoca

2015										
Date	Opponent	C-A-I	Yds	TD	LG	Rush	Yds	TD	LG	
Sept 5	MVSU	5-12-0	69	0	21	0	0	0	0	0
Sept 12	Tulsa	3-7-0	25	0	10	2	-9	0	0	0
Sept 18	at ASU	8-18-1	89	0	36	3	-2	0	5	
Sept 26	at WYO	0-0-0	0	0	0	0	0	0	0	0
Oct 3	NMSU					Did Not Play				
Oct 10	at UNR									
Oct 17	HAW									
Oct 24	at SJSU									
Nov 7	USU									
Nov 14	at BSU									
Nov 21	CSU									
Nov 28	AFA									
TOTAL/CAREER		16-37-1	183	0	36	5	-11	0	5	

QB - #13 Lamar Jordan

2014										
Date	Opponent	C-A-I	Yds	TD	LG	Rush	Yds	TD	LG	
Aug 30	UTEP					Did Not Play				
Sept 6	ASU	7-11-0	130	1	44	12	32	0	14	
Sept 20	at NMSU	3-3-0	16	1	10	9	34	0	13	
Sept 26	FS	4-7-0	97	1	36	8	35	1	26	
Oct 4	at UTSA	7-11-0	72	0	41	9	106	1	61	
Oct 10	SDSU	8-18-1	97	1	45	6	52	0	27	
Oct 18	at AFA	2-3-0	6	0	12	3	10	0	6	
Nov 1	at UNLV	2-7-0	5	0	5	15	60	0	16	
Nov 8	BSU	9-16-0	122	0	27	12	53	0	15	
Nov 15	at USU	8-18-1	154	1	59	23	80	0	11	
Nov 22	at CSU	3-11-2	55	0	41	14	74	1	23	
Nov 29	WYO	6-7-1	141	1	75	9	76	0	53	
TOTAL		59-112-5	895	6	75	120	612	3	61	

2015

Date	Opponent	C-A-I	Yds	TD	LG	Rush	Yds	TD	LG	
Sept 5	MVSU	7-7-0	103	0	26	5	62	1	28	
Sept 12	Tulsa	8-14-1	141	1	62	9	35	0	15	
Sept 18	at ASU	4-11-0	22	0	13	6	3	0	5	
Sept 26	at WYO	5-8-0	107	1	64	15	147	1	56	
Oct 3	NMSU	5-17-1	45	0	12	16	157	1	70	
Oct 10	at UNR									
Oct 17	HAW									
Oct 24	at SJSU									
Nov 7	USU									
Nov 14	at BSU									
Nov 21	CSU									
Nov 28	AFA									
TOTAL		29-57-2	418	2	62	51	404	2	56	
CAREER		88-169-7	1313	8	75	171	1016	5	61	

QB - #14 Caleb Kimbro

2015										
Date	Opponent	C-A-I	Yds	TD	LG	Rush	Yds	TD	LG	
Sept 5	MVSU	0-0-0	0	0	0	0	0	0	0	0
Sept 12	Tulsa					Did Not Play				
Sept 18	at ASU					Did Not Play				
Sept 26	at WYO					Did Not Play				
Oct 3	NMSU					Did Not Play				
Oct 10	at UNR									
Oct 17	HAW									
Oct 24	at SJSU									
Nov 7	USU									
Nov 14	at BSU									
Nov 21	CSU									
Nov 28	AFA									
TOTAL/CAREER		0-0-0	0	0	0	0	0	0	0	0

QB - #17 JaJuan Lawson

2015										
Date	Opponent	C-A-I	Yds	TD	LG	Rush	Yds	TD	LG	
Sept 5	MVSU					Did Not Play				
Sept 12	Tulsa					Did Not Play				
Sept 18	at ASU					Did Not Play				
Sept 26	at WYO					Did Not Play				
Oct 3	NMSU					Did Not Play				
Oct 10	at UNR									
Oct 17	HAW									
Oct 24	at SJSU									
Nov 7	USU									
Nov 14	at BSU									
Nov 21	CSU									
Nov 28	AFA									
TOTAL/CAREER		0-0-0	0	0	0	0	0	0	0	0

RB - #3 Richard McQuarley

2015										
Date	Opponent	Rush	Yds	TD	LG	Rec	Yds	TD	LG	
Sept 5	MVSU	11	53	0	7	0	0	0	0	0
Sept 12	Tulsa	1	2	0	2	0	0	0	0	0
Sept 18	at ASU	3	3	0	2	0	0	0	0	0
Sept 26	at WYO	5	55	2	43	0	0	0	0	0
Oct 3	NMSU	4	14	1	6	0	0	0	0	0
Oct 10	at UNR									
Oct 17	HAW									
Oct 24	at SJSU									
Nov 7	USU									
Nov 14	at BSU									
Nov 21	CSU									
Nov 28	AFA									
TOTAL/CAREER		24	127	3	43	0	0	0	0	0

RB - #4 Romell Jordan

2014										
Date	Opponent	Rush	Yds	TD	LG	Rec	Yds	TD	LG	
Aug 30	UTEP					Did Not Play				
Sept 6	ASU					Did Not Play				
Sept 20	at NMSU					Did Not Play				
Sept 26	FS	0	0	0	0	0	0	0	0	0
Oct 4	at UTSA	0	0	0	0	0	0	0	0	0
Oct 10	SDSU	0	0	0	0	0	0	0	0	0
Oct 18	at AFA	6	45	0	29	0	0	0	0	0
Nov 1	at UNLV	8	19	0	6	0	0	0	0	0
Nov 8	BSU	3	14	0	7	0	0	0	0	0
Nov 15	at USU	9	96	1	72	1	22	0	22	
Nov 22	at CSU	6	32	1	11	0	0	0	0	0
Nov 29	WYO	2	17	1	15	0	0	0	0	0
TOTAL		34	223	3	72	1	22	0	22	

2015

Date	Opponent	Rush	Yds	TD	LG	Rec	Yds	TD	LG	
Sept 5	MVSU	6	33	0	18	0	0	0	0	0
Sept 12	Tulsa					Did Not Play				
Sept 18	at ASU					Did Not Play				
Sept 26	at WYO					Did Not Play				
Oct 3	NMSU					Did Not Play				
Oct 10	at UNR									
Oct 17	HAW									
Oct 24	at SJSU									
Nov 7	USU									
Nov 14	at BSU									
Nov 21	CSU									
Nov 28	AFA									
TOTAL		6	33	0	18	0	0	0	0	0
CAREER		40	256	3	72	1	22	0	22	

RB - #6 Jhurrel Pressley

2012										
Date	Opponent	Rush	Yds	TD	LG	Rec	Yds	TD	LG	
Sept 1	SOU	10	75	1	23	1	24	0	24	
Sept 8	at Texas	7	11	0	5	0	0	0	0	0
Sept 15	at TTU	5	7	0	3	1	4	0	4	
Sept 22	at NMSU	15	71	2	11	0	0	0	0	0
Sept 29	BSU	13	58	1	11	1	3	0	3	
Oct 6	TSU	20	78	1	14	0	0	0	0	0
Oct 13	at HAW	7	21	0	6	0	0	0	0	0
Oct 20	at AFA	4	14	0	9	0	0	0	0	0
Oct 27	FS	4	7	0	4	0	0	0	0	0
Nov 3	at UNLV	12	56	0	18	0	0	0	0	0
Nov 10	WYO	4	54	0	40	0	0	0	0	0
Nov 17	NEV	2	7	1	5	0	0	0	0	0
Nov 24	at CSU	1	3	0	3	1	55	1	55	
TOTAL		104	462	6	40	4	86	1	55	

2013

Date	Opponent	Rush	Yds	TD	LG	Rec	Yds	TD	LG	
Aug 31	UTSA	0	0	0	0	0	0	0	0	0
Sept 7	at UTEP	1	3	0	3	2	52	0	40	
Sept 14	at Pitt	5	7	0	7	1	-7	0	0	0
Sept 28	UNLV	0	0	0	0	1	10	0	10	
Oct 5	NMSU	5	37	1	29</					

RB - #20 Daryl Chestnut

2015										
Date	Opponent	Rush	Yds	TD	LG	Rec	Yds	TD	LG	
Sept 5	MVSU	6	108	2	64	0	0	0	0	0
Sept 12	Tulsa	2	-5	0	1	0	0	0	0	0
Sept 18	at ASU	0	0	0	0	1	2	0	2	
Sept 26	at WYO	0	0	0	0	0	0	0	0	0
Oct 3	NMSU	0	0	0	0	0	0	0	0	0
Oct 10	at UNR									
Oct 17	HAW									
Oct 24	at SJSU									
Nov 7	USU									
Nov 14	at BSU									
Nov 21	CSU									
Nov 28	AFA									
TOTAL/CAREER		8	103	2	64	1	2	0	2	

RB - #25 David Anaya

2012										
Date	Opponent	Rush	Yds	TD	LG	Rec	Yds	TD	LG	
Sept 1	SOU	7	65	0	32	0	0	0	0	0
Sept 8	at Texas	0	0	0	0	0	0	0	0	0
Sept 15	at TTU	0	0	0	0	0	0	0	0	0
Sept 22	at NMSU	0	0	0	0	0	0	0	0	0
Sept 29	BSU	0	0	0	0	1	6	0	6	
Oct 6	TSU	0	0	0	0	0	0	0	0	0
Oct 13	at HAW	1	-1	0	0	0	0	0	0	0
Oct 20	at AFA	0	0	0	0	0	0	0	0	0
Oct 27	FS	1	-1	0	0	0	0	0	0	0
Nov 3	at UNLV	1	2	0	2	0	0	0	0	0
Nov 10	WYO	3	6	0	4	0	0	0	0	0
Nov 17	NEV	0	0	0	0	0	0	0	0	0
Nov 24	at CSU	0	0	0	0	0	0	0	0	0
TOTAL		13	71	0	32	1	6	0	6	

2013

Date	Opponent	Rush	Yds	TD	LG	Rec	Yds	TD	LG	
Aug 31	UTSA	0	0	0	0	0	0	0	0	0
Sept 7	at UTEP	0	0	0	0	0	0	0	0	0
Sept 14	at Pitt	1	-2	0	0	0	0	0	0	0
Sept 28	UNLV	0	0	0	0	0	0	0	0	0
Oct 5	NMSU	2	54	0	51	0	0	0	0	0
Oct 12	at Wyo	0	0	0	0	0	0	0	0	0
Oct 19	USU	0	0	0	0	0	0	0	0	0
Nov 2	at SDSU	0	0	0	0	0	0	0	0	0
Nov 8	AFA	1	12	0	12	0	0	0	0	0
Nov 16	CSU	4	35	0	19	2	53	0	36	
Nov 23	at FS	1	-2	0	0	1	20	0	20	
Nov 30	at BSU	2	6	0	7	0	0	0	0	0
TOTAL		11	103	0	51	3	73	0	36	

2014

Date	Opponent	Rush	Yds	TD	LG	Rec	Yds	TD	LG	
Aug 30	UTEP	5	20	0	9	0	0	0	0	0
Sept 6	ASU	5	19	0	11	0	0	0	0	0
Sept 20	at NMSU	2	4	0	4	0	0	0	0	0
Sept 26	FS	3	15	0	11	1	36	1	36	
Oct 4	at UTSA	2	3	0	2	1	41	0	41	
Oct 10	SDSU	2	26	0	31	1	5	0	5	
Oct 18	at AFA	0	0	0	0	0	0	0	0	0
Nov 1	at UNLV	1	3	0	3	0	0	0	0	0
Nov 8	BSU	2	4	0	2	1	9	0	9	
Nov 15	at USU	4	27	1	15	0	0	0	0	0
Nov 22	at CSU	0	0	0	0	0	0	0	0	0
Nov 29	WYO	0	0	0	0	0	0	0	0	0
TOTAL		26	121	1	31	4	91	1	41	

2015

Date	Opponent	Rush	Yds	TD	LG	Rec	Yds	TD	LG	
Sept 5	MVSU	2	12	1	11	0	0	0	0	0
Sept 12	Tulsa	0	0	0	0	0	0	0	0	0
Sept 18	at ASU	3	22	0	16	0	0	0	0	0
Sept 26	at WYO	2	2	0	2	0	0	0	0	0
Oct 3	NMSU	1	5	0	5	0	0	0	0	0
Oct 10	at UNR									
Oct 17	HAW									
Oct 24	at SJSU									
Nov 7	USU									
Nov 14	at BSU									
Nov 21	CSU									
Nov 28	AFA									
TOTAL		8	41	1	16	0	0	0	0	0
CAREER		58	356	2	51	8	170	1	41	

RB - #26 Tyrone Owens

2015										
Date	Opponent	Rush	Yds	TD	LG	Rec	Yds	TD	LG	
Sept 5	MVSU	3	11	2	8	0	0	0	0	0
Sept 12	Tulsa	4	3	0	1	0	0	0	0	0
Sept 18	at ASU	4	72	1	65	0	0	0	0	0
Sept 26	at WYO	1	2	0	2	0	0	0	0	0
Oct 3	NMSU	0	0	0	0	0	0	0	0	0
Oct 10	at UNR									
Oct 17	HAW									
Oct 24	at SJSU									
Nov 7	USU									
Nov 14	at BSU									
Nov 21	CSU									
Nov 28	AFA									
TOTAL/CAREER		12	88	3	65	0	0	0	0	0

RB - #28 Diquon Woodhouse

2015										
Date	Opponent	Rush	Yds	TD	LG	Rec	Yds	TD	LG	
Sept 5	MVSU	5	5	0	7	0	0	0	0	0
Sept 12	Tulsa	0	0	0	0	0	0	0	0	0
Sept 18	at ASU	0	0	0	0	0	0	0	0	0
Sept 26	at WYO	0	0	0	0	0	0	0	0	0
Oct 3	NMSU	0	0	0	0	0	0	0	0	0
Oct 10	at UNR									
Oct 17	HAW									
Oct 24	at SJSU									
Nov 7	USU									
Nov 14	at BSU									
Nov 21	CSU									
Nov 28	AFA									
TOTAL/CAREER		5	5	0	7	0	0	0	0	0

WR - #2 Dameon Gamblin

2013										
Date	Opponent	Rush	Yds	TD	LG	Rec	Yds	TD	LG	
Aug 31	UTSA									Did Not Play
Sept 7	at UTEP	0	0	0	0	0	0	0	0	0
Sept 14	at Pitt	0	0	0	0	1	-3	0	0	0
Sept 28	UNLV	1	19	0	19	0	0	0	0	0
Oct 5	NMSU	1	11	0	11	0	0	0	0	0
Oct 12	at Wyo	0	0	0	0	0	0	0	0	0
Oct 19	USU	0	0	0	0	0	0	0	0	0
Nov 2	at SDSU	0	0	0	0	0	0	0	0	0
Nov 8	AFA	0	0	0	0	0	0	0	0	0
Nov 16	CSU	0	0	0	0	0	0	0	0	0
Nov 23	at FS	0	0	0	0	0	0	0	0	0
Nov 30	at BSU	0	0	0	0	0	0	0	0	0
TOTAL		2	30	0	19	1	-3	0	0	0

2014

Date	Opponent	Rush	Yds	TD	LG	Rec	Yds	TD	LG	
Aug 30	UTEP	0	0	0	0	1	2	0	2	
Sept 6	ASU	0	0	0	0	1	8	0	8	
Sept 20	at NMSU	0	0	0	0	0	0	0	0	0
Sept 26	FS	0	0	0	0	0	0	0	0	0
Oct 4	at UTSA	0	0	0	0	0	0	0	0	0
Oct 10	SDSU	0	0	0	0	0	0	0	0	0
Oct 18	at AFA	0	0	0	0	0	0	0	0	0
Nov 1	at UNLV	0	0	0	0	0	0	0	0	0
Nov 8	BSU	0	0	0	0	1	25	0	25	
Nov 15	at USU	0	0	0	0	0	0	0	0	0
Nov 22	at CSU	0	0	0	0	0	0	0	0	0
Nov 29	WYO	0	0	0	0	0	0	0	0	0
TOTAL		0	0	0	0	3	35	0	25	

2015

Date	Opponent	Rush	Yds	TD	LG	Rec	Yds	TD	LG	
Sept 5	MVSU	2	11	0	8	3	45	0	21	
Sept 12	Tulsa	4	42	0	16	8	131	1	62	
Sept 18	at ASU	1	-5	0	0	4	54	0	36	
Sept 26	at WYO	0	0	0	0	0	0	0	0	0
Oct 3	NMSU	0	0	0	0	1	12	0	12	
Oct 10	at UNR									
Oct 17	HAW									
Oct 24	at SJSU									
Nov 7	USU									
Nov 14	at BSU									
Nov 21	CSU									
Nov 28	AFA									
TOTAL		7	48	0	16	16	242	1	62	
CAREER		9	78	0	19	20	274	1	62	

WR - #5 Patrick Reed

2015										
Date	Opponent	Rush	Yds	TD	LG	Rec	Yds	TD	LG	
Sept 5	MVSU	0	0	0	0	0	0	0	0	0
Sept 12	Tulsa	0	0	0	0	0	0	0	0	0
Sept 18	at ASU	0	0</							

WR - #19 Matt Quarells

2015									
Date	Opponent	Rush	Yds	TD	LG	Rec	Yds	TD	LG
Sept 5	MVSU	0	0	0	0	1	17	0	17
Sept 12	Tulsa					Did Not Play			
Sept 18	at ASU					Did Not Play			
Sept 26	at WYO					Did Not Play			
Oct 3	NMSU					Did Not Play			
Oct 10	at UNR								
Oct 17	HAW								
Oct 24	at SJSU								
Nov 7	USU								
Nov 14	at BSU								
Nov 21	CSU								
Nov 28	AFA								
TOTAL/CAREER		0	0	0	0	1	17	0	17

WR - #22 Chris Davis

2014									
Date	Opponent	Rush	Yds	TD	LG	Rec	Yds	TD	LG
Aug 30	UTEP	0	0	0	0	0	0	0	0
Sept 6	ASU	0	0	0	0	0	0	0	0
Sept 20	at NMSU	0	0	0	0	0	0	0	0
Sept 26	FS	0	0	0	0	0	0	0	0
Oct 4	at UTSA	0	0	0	0	0	0	0	0
Oct 10	SDSU	0	0	0	0	0	0	0	0
Oct 18	at AFA	0	0	0	0	0	0	0	0
Nov 1	at UNLV	0	0	0	0	0	0	0	0
Nov 8	BSU					Did Not Play			
Nov 15	at USU					Did Not Play			
Nov 22	at CSU	0	0	0	0	0	0	0	0
Nov 29	WYO	0	0	0	0	0	0	0	0
TOTAL		0	0	0	0	0	0	0	0

2015

Date	Opponent	Rush	Yds	TD	LG	Rec	Yds	TD	LG
Sept 5	MVSU	0	0	0	0	2	19	0	10
Sept 12	Tulsa					Did Not Play			
Sept 18	at ASU	0	0	0	0	1	12	0	12
Sept 26	at WYO	0	0	0	0	0	0	0	0
Oct 3	NMSU	0	0	0	0	0	0	0	0
Oct 10	at UNR								
Oct 17	HAW								
Oct 24	at SJSU								
Nov 7	USU								
Nov 14	at BSU								
Nov 21	CSU								
Nov 28	AFA								
TOTAL		0	0	0	0	3	31	0	12
CAREER		0	0	0	0	3	31	0	12

WR - #24 Carlos Wiggins

2012									
Date	Opponent	Rush	Yds	TD	LG	Rec	Yds	TD	LG
Sept 1	SOU	2	11	1	7	0	0	0	0
Sept 8	at Texas	2	18	0	9	1	3	0	3
Sept 15	at TTU	2	-3	0	4	3	33	0	13
Sept 22	at NMSU	2	20	0	20	1	14	0	14
Sept 29	BSU	1	5	0	5	0	0	0	0
Oct 6	TSU	1	9	0	9	0	0	0	0
Oct 13	at HAW	1	10	0	10	0	0	0	0
Oct 20	at AFA	0	0	0	0	2	9	0	6
Oct 27	FS	0	0	0	0	0	0	0	0
Nov 3	at UNLV	4	34	1	18	0	0	0	0
Nov 10	WYO	2	31	0	25	0	0	0	0
Nov 17	NEV	1	6	0	6	0	0	0	0
Nov 24	at CSU	0	0	0	0	2	24	0	15
TOTAL		18	141	2	25	9	83	0	15

2013

Date	Opponent	Rush	Yds	TD	LG	Rec	Yds	TD	LG
Aug 31	UTSA	1	3	0	3	1	11	0	11
Sept 7	at UTEP	0	0	0	0	0	0	0	0
Sept 14	at Pitt	1	11	0	11	1	4	0	4
Sept 28	UNLV	3	119	2	35	2	57	1	43
Oct 5	NMSU	2	57	0	34	1	33	1	33
Oct 12	at Wyo	0	0	0	0	1	3	0	3
Oct 19	USU	3	-2	0	0	2	30	0	33
Nov 2	at SDSU	2	19	0	15	4	24	0	12
Nov 8	AFA	1	30	0	16	0	0	0	0
Nov 16	CSU	0	0	0	0	0	0	0	0
Nov 23	at FS	0	0	0	0	0	0	0	0
Nov 30	at BSU	0	0	0	0	1	1	0	1
TOTAL		13	237	2	35	13	163	2	43

2014

Date	Opponent	Rush	Yds	TD	LG	Rec	Yds	TD	LG
Aug 30	UTEP	3	45	0	29	1	26	0	26
Sept 6	ASU					Did Not Play			
Sept 20	at NMSU	0	0	0	0	0	0	0	0
Sept 26	FS	0	0	0	0	0	0	0	0
Oct 4	at UTSA	2	2	0	3	0	0	0	0
Oct 10	SDSU	1	4	0	4	1	45	1	45
Oct 18	at AFA	2	23	0	24	0	10	0	0
Nov 1	at UNLV					Did Not Play			
Nov 8	BSU					Did Not Play			
Nov 15	at USU					Did Not Play			
Nov 22	at CSU	0	0	0	0	0	0	0	0
Nov 29	WYO	0	0	0	0	0	0	0	0
TOTAL		8	74	0	29	2	81	1	45

2015

Date	Opponent	Rush	Yds	TD	LG	Rec	Yds	TD	LG
Sept 5	MVSU	0	7	0	0	2	19	0	13
Sept 12	Tulsa	3	33	0	24	1	39	0	39
Sept 18	at ASU	0	0	0	0	2	18	0	12
Sept 26	at WYO	0	0	0	0	1	64	1	64
Oct 3	NMSU	0	0	0	0	0	0	0	0
Oct 10	at UNR								
Oct 17	HAW								
Oct 24	at SJSU								
Nov 7	USU								
Nov 14	at BSU								
Nov 21	CSU								
Nov 28	AFA								
TOTAL		3	40	0	24	6	140	1	64
CAREER		42	492	4	35	30	467	4	64

WR - #81 Marquis Bundy

2012									
Date	Opponent	Rush	Yds	TD	LG	Rec	Yds	TD	LG
Sept 1	SOU	0	0	0	0	0	0	0	0
Sept 8	at Texas	0	0	0	0	0	0	0	0
Sept 15	at TTU	0	0	0	0	0	0	0	0
Sept 22	at NMSU	0	0	0	0	0	0	0	0
Sept 29	BSU	0	0	0	0	0	0	0	0
Oct 6	TSU	0	0	0	0	0	0	0	0
Oct 13	at HAW	1	6	0	6	0	0	0	0
Oct 20	at AFA	0	0	0	0	0	0	0	0
Oct 27	FS	0	0	0	0	0	0	0	0
Nov 3	at UNLV	0	0	0	0	0	0	0	0
Nov 10	WYO	0	0	0	0	0	0	0	0
Nov 17	NEV	0	0	0	0	0	0	0	0
Nov 24	at CSU	0	0	0	0	0	0	0	0
TOTAL		1	6	0	6	0	0	0	0

2013

Date	Opponent	Rush	Yds	TD	LG	Rec	Yds	TD	LG
Aug 31	UTSA	0	0	0	0	3	53	1	37
Sept 7	at UTEP	0	0	0	0	0	0	0	0
Sept 14	at Pitt	0	0	0	0	1	15	0	15
Sept 28	UNLV	0	0	0	0	1	7	0	7
Oct 5	NMSU	0	0	0	0	1	19	0	19
Oct 12	at Wyo	0	0	0	0	4	48	1	23
Oct 19	USU	0	0	0	0	3	34	0	21
Nov 2	at SDSU	0	0	0	0	1	7	0	7
Nov 8	AFA	0	0	0	0	0	0	0	0
Nov 16	CSU	0	0	0	0	2	26	0	18
Nov 23	at FS	0	0	0	0	3	52	0	39
Nov 30	at BSU	0	0	0	0	0	0	0	0
TOTAL		0	0	0	0	19	261	2	39

2014

Date	Opponent	Rush	Yds	TD	LG	Rec	Yds	TD	LG
Aug 30	UTEP	0	0	0	0	1	8	0	8
Sept 6	ASU	0	0	0	0	0	0	0	0
Sept 20	at NMSU	0	0	0	0	1	6	0	6
Sept 26	FS	0	0	0	0	0	0	0	0
Oct 4	at UTSA	0	0	0	0	1	6	0	6
Oct 10	SDSU	0	0	0	0	0	0	0	0
Oct 18	at AFA	0	0	0	0	1	1	0	1
Nov 1	at UNLV	0	0						

2015

Date	Opponent	Rush	Yds	TD	LG	Rec	Yds	TD	LG
Sept 5	MVSU	0	0	0	0	0	0	0	0
Sept 12	Tulsa	0	0	0	0	0	0	0	0
Sept 18	at ASU	0	0	0	0	0	0	0	0
Sept 26	at WYO	0	0	0	0	0	0	0	0
Oct 3	NMSU	0	0	0	0	0	0	0	0
Oct 10	at UNR								
Oct 17	HAW								
Oct 24	at SJSU								
Nov 7	USU								
Nov 14	at BSU								
Nov 21	CSU								
Nov 28	AFA								
TOTAL		0	0	0	0	0	0	0	0
CAREER		0	0	0	0	2	54	0	41

TE - #80 Reece White

2012

Date	Opponent	Rush	Yds	TD	LG	Rec	Yds	TD	LG
Sept 1	SOU	0	0	0	0	0	0	0	0
Sept 8	at Texas	0	0	0	0	0	0	0	0
Sept 15	at TTU				Did Not Play				
Sept 22	at NMSU	0	0	0	0	0	0	0	0
Sept 29	BSU				Did Not Play				
Oct 6	TSU	0	0	0	0	0	0	0	0
Oct 13	at HAW				Did Not Play				
Oct 20	at AFA				Did Not Play				
Oct 27	FS				Did Not Play				
Nov 3	at UNLV				Did Not Play				
Nov 10	WYO	0	0	0	0	0	0	0	0
Nov 17	NEV				Did Not Play				
Nov 24	at CSU				Did Not Play				
TOTAL		0	0	0	0	0	0	0	0

2013

Date	Opponent	Rush	Yds	TD	LG	Rec	Yds	TD	LG
Aug 31	UTSA	0	0	0	0	0	0	0	0
Sept 7	at UTEP	0	0	0	0	1	29	0	29
Sept 14	at Pitt	0	0	0	0	0	0	0	0
Sept 28	UNLV	0	0	0	0	0	0	0	0
Oct 5	NMSU	0	0	0	0	0	0	0	0
Oct 12	at Wyo	0	0	0	0	0	0	0	0
Oct 19	USU	0	0	0	0	1	11	0	11
Nov 2	at SDSU	0	0	0	0	0	0	0	0
Nov 8	AFA	0	0	0	0	0	0	0	0
Nov 16	CSU	0	0	0	0	1	50	1	50
Nov 23	at FS	0	0	0	0	0	0	0	0
Nov 30	at BSU	0	0	0	0	1	10	0	10
TOTAL		0	0	0	0	4	100	1	50

2014

Date	Opponent	Rush	Yds	TD	LG	Rec	Yds	TD	LG
Aug 30	UTEP	0	0	0	0	0	0	0	0
Sept 6	ASU	0	0	0	0	1	13	0	13
Sept 20	at NMSU	0	0	0	0	1	5	1	5
Sept 26	FS	0	0	0	0	1	24	0	24
Oct 4	at UTSA	0	0	0	0	0	0	0	0
Oct 10	SDSU	0	0	0	0	0	0	0	0
Oct 18	at AFA	0	0	0	0	0	0	0	0
Nov 1	at UNLV	0	0	0	0	0	0	0	0
Nov 8	BSU	0	0	0	0	3	47	0	21
Nov 15	at USU	0	0	0	0	1	29	0	29
Nov 22	at CSU	0	0	0	0	0	0	0	0
Nov 29	WYO	0	0	0	0	1	6	0	6
TOTAL		0	0	0	0	8	124	1	29

2015

Date	Opponent	Rush	Yds	TD	LG	Rec	Yds	TD	LG
Sept 5	MVSU	0	0	0	0	1	26	0	26
Sept 12	Tulsa	0	0	0	0	0	0	0	0
Sept 18	at ASU	0	0	0	0	2	22	0	13
Sept 26	at WYO	0	0	0	0	0	0	0	0
Oct 3	NMSU	0	0	0	0	0	0	0	0
Oct 10	at UNR								
Oct 17	HAW								
Oct 24	at SJSU								
Nov 7	USU								
Nov 14	at BSU								
Nov 21	CSU								
Nov 28	AFA								
TOTAL		0	0	0	0	3	48	0	26
CAREER		0	0	0	0	15	272	2	50

TE - #88 Nick Lehman

2014

Date	Opponent	Rush	Yds	TD	LG	Rec	Yds	TD	LG
Aug 30	UTEP	0	0	0	0	0	0	0	0
Sept 6	ASU	0	0	0	0	0	0	0	0
Sept 20	at NMSU	0	0	0	0	0	0	0	0
Sept 26	FS	0	0	0	0	0	0	0	0
Oct 4	at UTSA	0	0	0	0	0	0	0	0
Oct 10	SDSU	0	0	0	0	0	0	0	0
Oct 18	at AFA	0	0	0	0	0	0	0	0
Nov 1	at UNLV				Did Not Play				
Nov 8	BSU				Did Not Play				
Nov 15	at USU				Did Not Play				
Nov 22	at CSU				Did Not Play				
Nov 29	WYO				Did Not Play				
TOTAL		0	0	0	0	0	0	0	0

2015

Date	Opponent	Rush	Yds	TD	LG	Rec	Yds	TD	LG
Sept 5	MVSU	0	0	0	0	0	0	0	0
Sept 12	Tulsa	0	0	0	0	0	0	0	0
Sept 18	at ASU	0	0	0	0	0	0	0	0
Sept 26	at WYO	0	0	0	0	0	0	0	0
Oct 3	NMSU	0	0	0	0	0	0	0	0
Oct 10	at UNR								
Oct 17	HAW								
Oct 24	at SJSU								
Nov 7	USU								
Nov 14	at BSU								
Nov 21	CSU								
Nov 28	AFA								
TOTAL		0	0	0	0	0	0	0	0
CAREER		0	0	0	0	0	0	0	0

DB - #3 Cranston Jones

2012

Date	Opponent	TKL	TFL-Yds	Sack-Yds	FF	FR-Yds	PBU	INT-yds	TD
Sept 1	SOU	1	0.0-0	0.0-0	0	0-0	0	1-39	1
Sept 8	at Texas	1	0.0-0	0.0-0	0	0-0	0	0-0	0
Sept 15	at TTU	0	0.0-0	0.0-0	0	0-0	0	0-0	0
Sept 22	at NMSU	0	0.0-0	0.0-0	0	0-0	0	0-0	0
Sept 29	BSU	1	0.0-0	0.0-0	0	0-0	0	0-0	0
Oct 6	TSU	1	0.0-0	0.0-0	0	0-0	0	0-0	0
Oct 13	at HAW	0	0.0-0	0.0-0	0	0-0	0	0-0	0
Oct 20	at AFA	0	0.0-0	0.0-0	0	0-0	0	0-0	0
Oct 27	FS	0	0.0-0	0.0-0	0	0-0	0	0-0	0
Nov 3	at UNLV	0	0.0-0	0.0-0	0	0-0	0	0-0	0
Nov 10	WYO	2	0.0-0	0.0-0	0	0-0	1	0-0	0
Nov 17	NEV	0	0.0-0	0.0-0	0	0-0	0	0-0	0
Nov 24	at CSU	4	0.0-0	0.0-0	0	0-0	1	0-0	0
TOTAL		10	0.0-0	0.0-0	0	0-0	2	1-39	1

2013

Date	Opponent	TKL	TFL-Yds	Sack-Yds	FF	FR-Yds	PBU	INT-yds	TD
Aug 31	UTSA	3	0.0-0	0.0-0	0	0-0	1	0-0	0
Sept 7	at UTEP	5	0.0-0	0.0-0	0	0-0	0	0-0	0
Sept 14	at Pitt	5	0.0-0	0.0-0	0	0-0	0	0-0	0
Sept 28	UNLV	4	1.0-1	0.0-0	0	0-0	0	0-0	0
Oct 5	NMSU	6	1.0-5	0.0-0	0	0-0	1	0-0	0
Oct 12	at Wyo	1	0.0-0	0.0-0	0	1-0	0	0-0	0
Oct 19	USU	4	0.0-0	0.0-0	0	0-0	0	0-0	0
Nov 2	at SDSU	3	0.0-0	0.0-0	0	0-0	0	0-0	0
Nov 8	AFA	3	0.0-0	0.0-0	0	0-0	1	0-0	0
Nov 16	CSU	5	0.5-1	0.0-0	0	0-0	0	0-0	0
Nov 23	at FS	3	0.0-0	0.0-0	0	0-0	1	0-0	0
Nov 30	at BSU	3	0.0-0	0.0-0	0	0-0	1	0-0	0
TOTAL		29	2.5-7	0.0-0	0	1-0	5	0-0	0

2014

Date	Opponent	TKL	TFL-Yds	Sack-Yds	FF	FR-Yds	PBU	INT-yds	TD
Aug 30	UTEP	0	0.0-0	0.0-0	0	0-0	0	0-0	0
Sept 6	ASU				Did Not Play				
Sept 20	at NMSU	1	0.0-0	0.0-0	0	0-0	0	0-0	0
Sept 26	FS	2	0.0-0	0.0-0	0	0-0	0	1-3	0
Oct 4	at UTSA	5	0.0-0	0.0-0	0	0-0	0	0-0	0
Oct 10	SDSU	1	0.0-0	0.0-0	0	0-0	1	1-0	0
Oct 18	at AFA	2	0.0-0	0.0-0	0	0-0	0	0-0	0
Nov 1	at UNLV	3	0.0-0	0.0-0	0	0-0	1	0-0	0
Nov 8	BSU	5	0.0-0	0.0-0	0	0-0	1	0-0	0
Nov 15	at USU	5	1.5-4	0.0-0	0	0-0	0	0-0	0
Nov 22	at CSU	3	0.0-0	0.0-0	0	0-0	0	0-0	0
Nov 29	WYO	0	0.0-0	0.0-0	0	0-0	0	1-19	0
TOTAL		27	1.5-4	0.0-0	0	0-0	3	3-22	0

2015

Date	Opponent	TKL	TFL-Yds	Sack-Yds	FF	FR-Yds	PBU	INT-yds	TD
Sept 5	MVSU	1	0.0-0	0.0-0	0	0-0	0	0-0	0
Sept 12	Tulsa	2	0.0-0	0.0-0	0	0-0	0	0-0	0
Sept 18	at ASU	1	0.0-0	0.0-0	0	0-0	0	0-0	0
Sept 26	at WYO	4	0.0-0	0.0-0	0	0-0	0	0-0	0
Oct 3	NMSU	0	0.0-0	0.0-0	0	0-0	3	1-15	0
Oct 10	at UNR								
Oct 17	HAW								
Oct 24	at SJSU								
Nov 7	USU								
Nov 14	at BSU								
Nov 21	CSU								
Nov 28	AFA								
TOTAL		8	0.0-0	0.0-0	0	0-0	3	<	

DB - #8 Ricky Bennett

2014									
Date	Opponent	TKL	TFL-Yds	Sack-Yds	FF	FR-Yds	PBU	INT-yds	TD
Aug 30	UTEP	2	0.0-0	0.0-0	0	0-0	0	0-0	0
Sept 6	ASU								Did Not Play
Sept 20	at NMSU	1	0.0-0	0.0-0	0	0-0	0	0-0	0
Sept 26	FS	2	0.0-0	0.0-0	0	0-0	0	0-0	0
Oct 4	at UTSA	8	0.0-0	0.0-0	0	0-0	0	0-0	0
Oct 10	SDSU	2	0.0-0	0.0-0	0	0-0	0	0-0	0
Oct 18	at AFA	2	0.0-0	0.0-0	0	0-0	0	0-0	0
Nov 1	at UNLV	0	0.0-0	0.0-0	0	0-0	0	0-0	0
Nov 8	BSU	3	0.0-0	0.0-0	0	0-0	0	0-0	0
Nov 15	at USU	6	0.0-0	0.0-0	0	0-0	0	0-0	0
Nov 22	at CSU	2	0.0-0	0.0-0	0	0-0	0	0-0	0
Nov 29	WYO	0	0.0-0	0.0-0	0	0-0	0	0-0	0
TOTAL		28	0.0-0	0.0-0	0	0-0	0	0-0	0

2015									
Date	Opponent	TKL	TFL-Yds	Sack-Yds	FF	FR-Yds	PBU	INT-yds	TD
Sept 5	MVSU	1	0.0-0	0.0-0	0	0-0	0	0-0	0
Sept 12	Tulsa	7	0.0-0	0.0-0	0	0-0	0	0-0	0
Sept 18	at ASU	0	0.0-0	0.0-0	0	0-0	0	0-0	0
Sept 26	at WYO	0	0.0-0	0.0-0	0	0-0	0	0-0	0
Oct 3	NMSU	0	0.0-0	0.0-0	0	0-0	0	0-0	0
Oct 10	at UNR								Did Not Play
Oct 17	HAW								Did Not Play
Oct 24	at SJSU								Did Not Play
Nov 7	USU								Did Not Play
Nov 14	at BSU								Did Not Play
Nov 21	CSU								Did Not Play
Nov 28	AFA								Did Not Play
TOTAL		8	0.0-0	0.0-0	0	0-0	0	0-0	0
CAREER		36	0.0-0	0.0-0	0	0-0	0	0-0	0

DB - #9 Travis Green									
2015									
Date	Opponent	TKL	TFL-Yds	Sack-Yds	FF	FR-Yds	PBU	INT-yds	TD
Sept 5	MVSU	0	0.0-0	0.0-0	0	0-0	0	1-32	1
Sept 12	Tulsa	1	0.0-0	0.0-0	0	0-0	0	0-0	0
Sept 18	at ASU	0	0.0-0	0.0-0	0	0-0	0	0-0	0
Sept 26	at WYO	0	0.0-0	0.0-0	0	0-0	0	0-0	0
Oct 3	NMSU	0	0.0-0	0.0-0	0	0-0	0	0-0	0
Oct 10	at UNR								Did Not Play
Oct 17	HAW								Did Not Play
Oct 24	at SJSU								Did Not Play
Nov 7	USU								Did Not Play
Nov 14	at BSU								Did Not Play
Nov 21	CSU								Did Not Play
Nov 28	AFA								Did Not Play
TOTAL/CAREER		1	0.0-0	0.0-0	0	0-0	0	1-32	1

DB - #12 Ryan Santos									
2014									
Date	Opponent	TKL	TFL-Yds	Sack-Yds	FF	FR-Yds	PBU	INT-yds	TD
Aug 30	UTEP								Did Not Play
Sept 6	ASU	0	0.0-0	0.0-0	0	0-0	0	0-0	0
Sept 20	at NMSU	4	0.0-0	0.0-0	0	0-0	0	0-0	0
Sept 26	FS	2	1.0-5	0.0-0	0	0-0	0	0-0	0
Oct 4	at UTSA	4	0.0-0	0.0-0	0	0-0	0	0-0	0
Oct 10	SDSU	5	0.0-0	0.0-0	0	0-0	0	0-0	0
Oct 18	at AFA	1	0.0-0	0.0-0	0	0-0	0	0-0	0
Nov 1	at UNLV	0	0.0-0	0.0-0	0	0-0	0	0-0	0
Nov 8	BSU	5	0.0-0	0.0-0	0	0-0	0	0-0	0
Nov 15	at USU	1	0.0-0	0.0-0	0	0-0	0	0-0	0
Nov 22	at CSU	7	0.0-0	0.0-0	0	0-0	0	0-0	0
Nov 29	WYO	10	0.0-0	0.0-0	0	0-0	0	0-0	0
TOTAL		39	1.0-5	0.0-0	0	0-0	0	0-0	0

2015									
Date	Opponent	TKL	TFL-Yds	Sack-Yds	FF	FR-Yds	PBU	INT-yds	TD
Sept 5	MVSU	1	0.0-0	0.0-0	0	0-0	0	0-0	0
Sept 12	Tulsa	5	0.0-0	0.0-0	0	0-0	1	0-0	0
Sept 18	at ASU	3	0.0-0	0.0-0	0	0-0	0	0-0	0
Sept 26	at WYO	2	0.0-0	0.0-0	0	0-0	0	0-0	0
Oct 3	NMSU	3	0.0-0	0.0-0	0	0-0	0	0-0	0
Oct 10	at UNR								Did Not Play
Oct 17	HAW								Did Not Play
Oct 24	at SJSU								Did Not Play
Nov 7	USU								Did Not Play
Nov 14	at BSU								Did Not Play
Nov 21	CSU								Did Not Play
Nov 28	AFA								Did Not Play
TOTAL		14	0.0-0	0.0-0	0	0-0	1	0-0	0
CAREER		53	1.0-5	0.0-0	0	0-0	1	0-0	0

DB - #14 Daniel Henry

2014									
Date	Opponent	TKL	TFL-Yds	Sack-Yds	FF	FR-Yds	PBU	INT-yds	TD
Aug 30	UTEP	7	0.0-0	0.0-0	0	0-0	0	0-0	0
Sept 6	ASU	5	0.0-0	0.0-0	0	0-0	0	0-0	0
Sept 20	at NMSU								Did Not Play
Sept 26	FS								Did Not Play
Oct 4	at UTSA								Did Not Play
Oct 10	SDSU								Did Not Play
Oct 18	at AFA								Did Not Play
Nov 1	at UNLV								Did Not Play
Nov 8	BSU								Did Not Play
Nov 15	at USU								Did Not Play
Nov 22	at CSU								Did Not Play
Nov 29	WYO								Did Not Play
TOTAL		12	0.0-0	0.0-0	0	0-0	0	0-0	0

2015									
Date	Opponent	TKL	TFL-Yds	Sack-Yds	FF	FR-Yds	PBU	INT-yds	TD
Sept 5	MVSU	2	0.0-0	0.0-0	0	0-0	0	0-0	0
Sept 12	Tulsa	1	0.0-0	0.0-0	0	0-0	0	0-0	0
Sept 18	at ASU	2	0.0-0	0.0-0	0	0-0	1	0-0	0
Sept 26	at WYO	6	0.0-0	0.0-0	0	0-0	0	0-0	0
Oct 3	NMSU	4	1.0-4	1.0-4	0	0-0	0	0-0	0
Oct 10	at UNR								Did Not Play
Oct 17	HAW								Did Not Play
Oct 24	at SJSU								Did Not Play
Nov 7	USU								Did Not Play
Nov 14	at BSU								Did Not Play
Nov 21	CSU								Did Not Play
Nov 28	AFA								Did Not Play
TOTAL		15	1.0-4	1.0-4	0	0-0	1	0-0	0
CAREER		27	1.0-4	1.0-4	0	0-0	1	0-0	0

DB - #15 John Russo									
2013									
Date	Opponent	TKL	TFL-Yds	Sack-Yds	FF	FR-Yds	PBU	INT-yds	TD
Aug 31	UTSA	0	0.0-0	0.0-0	0	0-0	0	0-0	0
Sept 7	at UTEP								Did Not Play
Sept 14	at Pitt								Did Not Play
Sept 28	UNLV								Did Not Play
Oct 5	NMSU	0	0.0-0	0.0-0	0	0-0	0	0-0	0
Oct 12	at Wyo								Did Not Play
Oct 19	USU								Did Not Play
Nov 2	at SDSU								Did Not Play
Nov 8	AFA								Did Not Play
Nov 16	CSU	0	0.0-0	0.0-0	0	0-0	0	0-0	0
Nov 23	at FS								Did Not Play
Nov 30	at BSU	0	0.0-0	0.0-0	0	0-0	0	0-0	0
TOTAL		0	0.0-0	0.0-0	0	0-0	0	0-0	0

2014									
Date	Opponent	TKL	TFL-Yds	Sack-Yds	FF	FR-Yds	PBU	INT-yds	TD
Aug 30	UTEP	0	0.0-0	0.0-0	0	0-0	0	0-0	0
Sept 6	ASU	0	0.0-0	0.0-0	0	0-0	0	0-0	0
Sept 20	at NMSU	0	0.0-0	0.0-0	0	0-0	0	0-0	0
Sept 26	FS	2	0.0-0	0.0-0	0	0-0	0	0-0	0
Oct 4	at UTSA	0	0.0-0	0.0-0	0	0-0	0	0-0	0
Oct 10	SDSU	1	0.0-0	0.0-0	0	0-0	0	0-0	0
Oct 18	at AFA	0	0.0-0	0.0-0	0	0-0	0	0-0	0
Nov 1	at UNLV	0	0.0-0	0.0-0	0	0-0	0	0-0	0
Nov 8	BSU	0	0.0-0	0.0-0	0	0-0	0	0-0	0
Nov 15	at USU	0	0.0-0	0.0-0	0	0-0	0	0-0	0
Nov 22	at CSU	0	0.0-0	0.0-0	0	0-0	0	0-0	0
Nov 29	WYO	1	0.0-0	0.0-0	0	0-0	0	0-0	0
TOTAL		4	0.0-0	0.0-0	0	0-0	0	0-0	0

2015									
Date	Opponent	TKL	TFL-Yds	Sack-Yds	FF	FR-Yds	PBU	INT-yds	TD
Sept 5	MVSU	0	0.0-0	0.0-0	0	0-0	0	0-0	0
Sept 12	Tulsa	0	0.0-0						

LB - #33 Alex Hart

2015									
Date	Opponent	TKL	TFL-Yds	Sack-Yds	FF	FR-Yds	PBU	INT-yds	TD
Sept 5	MVSU			Did Not Play					
Sept 12	Tulsa			Did Not Play					
Sept 18	at ASU			Did Not Play					
Sept 26	at WYO			Did Not Play					
Oct 3	NMSU	0	0.0-0	0.0-0	0	0-0	0	0-0	0
Oct 10	at UNR								
Oct 17	HAW								
Oct 24	at SJSU								
Nov 7	USU								
Nov 14	at BSU								
Nov 21	CSU								
Nov 28	AFA								
TOTAL/CAREER		0	0.0-0	0.0-0	0	0-0	0	0-0	0

LB - #34 Geoff Smelser

2014									
Date	Opponent	TKL	TFL-Yds	Sack-Yds	FF	FR-Yds	PBU	INT-yds	TD
Aug 30	UTEP			Did Not Play					
Sept 6	ASU	0	0.0-0	0.0-0	0	0-0	0	0-0	0
Sept 20	at NMSU	0	0.0-0	0.0-0	0	0-0	0	0-0	0
Sept 26	FS	0	0.0-0	0.0-0	0	0-0	0	0-0	0
Oct 4	at UTSA	0	0.0-0	0.0-0	0	0-0	0	0-0	0
Oct 10	SDSU	0	0.0-0	0.0-0	0	0-0	0	0-0	0
Oct 18	at AFA	0	0.0-0	0.0-0	0	0-0	0	0-0	0
Nov 1	at UNLV	1	0.0-0	0.0-0	0	0-0	0	0-0	0
Nov 8	BSU	2	0.0-0	0.0-0	0	0-0	0	0-0	0
Nov 15	at USU			Did Not Play					
Nov 22	at CSU			Did Not Play					
Nov 29	WYO			Did Not Play					
TOTAL		3	0.0-0	0.0-0	0	0-0	0	0-0	0

2015

Date	Opponent	TKL	TFL-Yds	Sack-Yds	FF	FR-Yds	PBU	INT-yds	TD
Sept 5	MVSU			Did Not Play					
Sept 12	Tulsa			Did Not Play					
Sept 18	at ASU			Did Not Play					
Sept 26	at WYO	0	0.0-0	0.0-0	0	0-0	0	0-0	0
Oct 3	NMSU	0	0.0-0	0.0-0	0	0-0	0	0-0	0
Oct 10	at UNR								
Oct 17	HAW								
Oct 24	at SJSU								
Nov 7	USU								
Nov 14	at BSU								
Nov 21	CSU								
Nov 28	AFA								
TOTAL		0	0.0-0	0.0-0	0	0-0	0	0-0	0
CAREER		3	0.0-0	0.0-0	0	0-0	0	0-0	0

LB - #41 Steven Galvan

2015									
Date	Opponent	TKL	TFL-Yds	Sack-Yds	FF	FR-Yds	PBU	INT-yds	TD
Sept 5	MVSU	0	0.0-0	0.0-0	0	0-0	0	0-0	0
Sept 12	Tulsa			Did Not Play					
Sept 18	at ASU			Did Not Play					
Sept 26	at WYO			Did Not Play					
Oct 3	NMSU			Did Not Play					
Oct 10	at UNR								
Oct 17	HAW								
Oct 24	at SJSU								
Nov 7	USU								
Nov 14	at BSU								
Nov 21	CSU								
Nov 28	AFA								
TOTAL/CAREER		0	0.0-0	0.0-0	0	0-0	0	0-0	0

LB - #47 Austin Ocasio

2015									
Date	Opponent	TKL	TFL-Yds	Sack-Yds	FF	FR-Yds	PBU	INT-yds	TD
Sept 5	MVSU			Did Not Play					
Sept 12	Tulsa			Did Not Play					
Sept 18	at ASU			Did Not Play					
Sept 26	at WYO			Did Not Play					
Oct 3	NMSU			Did Not Play					
Oct 10	at UNR								
Oct 17	HAW								
Oct 24	at SJSU								
Nov 7	USU								
Nov 14	at BSU								
Nov 21	CSU								
Nov 28	AFA								
TOTAL/CAREER		0	0.0-0	0.0-0	0	0-0	0	0-0	0

LB - #49 Dakota Cox

2013									
Date	Opponent	TKL	TFL-Yds	Sack-Yds	FF	FR-Yds	PBU	INT-yds	TD
Aug 31	UTSA	0	0.0-0	0.0-0	0	0-0	0	0-0	0
Sept 7	at UTEP	3	0.0-0	0.0-0	0	0-0	0	0-0	0
Sept 14	at Pitt	3	0.0-0	0.0-0	0	0-0	0	0-0	0
Sept 28	UNLV	8	0.0-0	0.0-0	0	0-0	0	0-0	0
Oct 5	NMSU	6	0.0-0	0.0-0	0	0-0	0	0-0	0
Oct 12	at Wyo	9	0.0-0	0.0-0	0	0-0	0	0-0	0
Oct 19	USU	8	0.5-1	0.0-0	0	0-0	0	0-0	0
Nov 2	at SDSU	12	0.0-0	0.0-0	0	0-0	0	0-0	0
Nov 8	AFA	14	0.5-0	0.0-0	0	0-0	0	0-0	0
Nov 16	CSU	14	0.0-0	0.0-0	0	0-0	0	0-0	0
Nov 23	at FS	9	0.0-0	0.0-0	0	0-0	0	0-0	0
Nov 30	at BSU	13	0.0-0	0.0-0	0	0-0	1	0-0	0
TOTAL		99	1.0-1	0.0-0	0	0-0	1	0-0	0

2014

Date	Opponent	TKL	TFL-Yds	Sack-Yds	FF	FR-Yds	PBU	INT-yds	TD
Aug 30	UTEP	17	0.5-2	0.0-0	0	0-0	1	0-0	0
Sept 6	ASU	10	0.0-0	0.0-0	0	0-0	0	0-0	0
Sept 20	at NMSU	18	0.0-0	0.0-0	0	0-0	1	1-16	0
Sept 26	FS	19	0.0-0	0.0-0	0	0-0	0	0-0	0
Oct 4	at UTSA	9	0.5-2	0.0-0	0	0-0	0	0-0	0
Oct 10	SDSU	10	0.0-0	0.0-0	0	1-0	0	0-0	0
Oct 18	at AFA	12	0.0-0	0.0-0	0	0-0	0	0-0	0
Nov 1	at UNLV	7	0.0-0	0.0-0	0	0-0	0	0-0	0
Nov 8	BSU	14	1.0-3	0.0-0	0	0-0	0	0-0	0
Nov 15	at USU			Did Not Play					
Nov 22	at CSU			Did Not Play					
Nov 29	WYO			Did Not Play					
TOTAL		116	2.0-7	0.0-0	0	1-0	2	1-16	0

2015

Date	Opponent	TKL	TFL-Yds	Sack-Yds	FF	FR-Yds	PBU	INT-yds	TD
Sept 5	MVSU	3	0.5-1	0.0-0	0	0-0	0	0-0	0
Sept 12	Tulsa	12	0.5-1	0.0-0	0	0-0	1	0-0	0
Sept 18	at ASU	7	0.0-0	0.0-0	0	0-0	0	0-0	0
Sept 26	at WYO	8	3.5-12	1.5-9	0	0-0	0	1-8	0
Oct 3	NMSU	7	2.0-4	2.0-4	0	0-0	0	0-0	0
Oct 10	at UNR								
Oct 17	HAW								
Oct 24	at SJSU								
Nov 7	USU								
Nov 14	at BSU								
Nov 21	CSU								
Nov 28	AFA								
TOTAL		37	6.5-18	3.5-13	0	0-0	1	1-8	0
CAREER		252	8.5-23	3.5-13	0	1-0	4	2-24	0

LB - #54 Donnie White

2013									
Date	Opponent	TKL	TFL-Yds	Sack-Yds	FF	FR-Yds	PBU	INT-yds	TD
Aug 31	UTSA	0	0.0-0	0.0-0	0	0-0	0	0-0	0
Sept 7	at UTEP			Did Not Play					
Sept 14	at Pitt	0	0.0-0	0.0-0	0	0-0	0	0-0	0
Sept 28	UNLV			Did Not Play					
Oct 5	NMSU	2	0.0-0	0.0-0	0	0-0	0	0-0	0
Oct 12	at Wyo	0	0.0-0	0.0-0	0	0-0	0	0-0	0
Oct 19	USU	2	0.0-0	0.0-0	0	0-0	0	0-0	0
Nov 2	at SDSU	3	0.0-0	0.0-0	0	0-0	0	0-0	0
Nov 8	AFA	3	0.0-0	0.0-0	0	0-0	0	0-0	0
Nov 16	CSU	1	0.0-0	0.0-0	0	0-0	1	0-0	0
Nov 23	at FS	2	0.0-0	0.0-0	0	0-0	0	0-0	0
Nov 30	at BSU	3	0.0-0	0.0-0	0	0-0	0	0-0	0
TOTAL		16	0.0-0	0.0-0	0	0-0	1	0-0	0

2014

Date	Opponent	TKL	TFL-Yds	Sack-Yds	FF	FR-Yds	PBU	INT-yds	TD
Aug 30	UTEP	3	0.0-0	0.0-0	0	0-0	0	0-0	0
Sept 6	ASU			Did Not Play					
Sept 20	at NMSU	0	0.0-0	0.0-0	0	0-0	0	0-0	0
Sept 26	FS	1	0.0-0	0.0-0	0	0-0	0	0-0	0
Oct 4	at UTSA	3	2.0-13	1.0-6	1	0-0	0		

DL - #55 Taylor Timmons

2015									
Date	Opponent	TKL	TFL-Yds	Sack-Yds	FF	FR-Yds	PBU	INT-yds	TD
Sept 5	MVSU	2	1.5-5	0.0-0	0	0-0	0	0-0	0
Sept 12	Tulsa	1	1.0-13	1.0-13	0	0-0	0	0-0	0
Sept 18	at ASU	1	0.0-0	0.0-0	0	0-0	0	0-0	0
Sept 26	at WYO	2	0.0-0	0.0-0	0	0-0	0	0-0	0
Oct 3	NMSU	1	0.5-5	0.5-5	0	0-0	0	0-0	0
Oct 10	at UNR								
Oct 17	HAW								
Oct 24	at SJSU								
Nov 7	USU								
Nov 14	at BSU								
Nov 21	CSU								
Nov 28	AFA								
TOTAL/CAREER		7	3.0-23	1.5-18	0	0-0	0	0-0	0

DL - #59 Chris Lee

2014									
Date	Opponent	TKL	TFL-Yds	Sack-Yds	FF	FR-Yds	PBU	INT-yds	TD
Aug 30	UTEP	0	0.0-0	0.0-0	0	0-0	0	0-0	0
Sept 6	ASU	2	0.0-0	0.0-0	0	0-0	0	0-0	0
Sept 20	at NMSU	0	0.0-0	0.0-0	0	0-0	0	0-0	0
Sept 26	FS			Did Not Play					
Oct 4	at UTSA			Did Not Play					
Oct 10	SDSU	1	0.0-0	0.0-0	0	0-0	0	0-0	0
Oct 18	at AFA	0	0.0-0	0.0-0	0	0-0	0	0-0	0
Nov 1	at UNLV	0	0.0-0	0.0-0	0	0-0	0	0-0	0
Nov 8	BSU	0	0.0-0	0.0-0	0	0-0	0	0-0	0
Nov 15	at USU	0	0.0-0	0.0-0	0	0-0	0	0-0	0
Nov 22	at CSU	0	0.0-0	0.0-0	0	0-0	0	0-0	0
Nov 29	WYO			Did Not Play					
TOTAL		3	0.0-0	0.0-0	0	0-0	0	0-0	0

2015

Date	Opponent	TKL	TFL-Yds	Sack-Yds	FF	FR-Yds	PBU	INT-yds	TD
Sept 5	MVSU	0	0.0-0	0.0-0	0	1-0	0	0-0	0
Sept 12	Tulsa	0	0.0-0	0.0-0	0	0-0	0	0-0	0
Sept 18	at ASU	0	0.0-0	0.0-0	0	0-0	0	0-0	0
Sept 26	at WYO	0	0.0-0	0.0-0	0	0-0	0	0-0	0
Oct 3	NMSU	0	0.0-0	0.0-0	0	0-0	0	0-0	0
Oct 10	at UNR								
Oct 17	HAW								
Oct 24	at SJSU								
Nov 7	USU								
Nov 14	at BSU								
Nov 21	CSU								
Nov 28	AFA								
TOTAL		0	0.0-0	0.0-0	0	1-0	0	0-0	0
CAREER		3	0.0-0	0.0-0	0	0-0	0	0-0	0

DL - #91 Nik D'Avanzo

2013									
Date	Opponent	TKL	TFL-Yds	Sack-Yds	FF	FR-Yds	PBU	INT-yds	TD
Aug 31	UTSA	2	0.0-0	0.0-0	0	0-0	0	0-0	0
Sept 7	at UTEP	7	0.0-0	0.0-0	0	0-0	0	0-0	0
Sept 14	at Pitt	0	0.0-0	0.0-0	0	0-0	0	0-0	0
Sept 28	UNLV	1	0.0-0	0.0-0	0	0-0	0	0-0	0
Oct 5	NMSU	2	0.0-0	0.0-0	0	0-0	0	0-0	0
Oct 12	at Wyo	4	0.0-0	0.0-0	0	0-0	0	0-0	0
Oct 19	USU	6	0.5-1	0.0-0	0	0-0	0	0-0	0
Nov 2	at SDSU	1	1.0-11	1.0-11	0	0-0	0	0-0	0
Nov 8	AFA	4	0.0-0	0.0-0	0	0-0	0	0-0	0
Nov 16	CSU	1	0.0-0	0.0-0	0	0-0	0	0-0	0
Nov 23	at FS	1	1.0-2	0.0-0	1	0-0	0	0-0	0
Nov 30	at BSU	2	0.5-0	0.0-0	0	0-0	0	0-0	0
TOTAL		31	3.0-14	1.0-11	1	0-0	0	0-0	0

2014

Date	Opponent	TKL	TFL-Yds	Sack-Yds	FF	FR-Yds	PBU	INT-yds	TD
Aug 30	UTEP			Did Not Play					
Sept 6	ASU	2	0.0-0	0.0-0	0	1-0	0	0-0	0
Sept 20	at NMSU	9	0.5-1	0.0-0	0	0-0	0	0-0	0
Sept 26	FS	6	0.0-0	0.0-0	0	0-0	0	0-0	0
Oct 4	at UTSA	2	0.0-0	0.0-0	0	0-0	0	0-0	0
Oct 10	SDSU	4	0.0-0	0.0-0	0	0-0	0	0-0	0
Oct 18	at AFA	5	1.0-2	0.0-0	0	0-0	0	0-0	0
Nov 1	at UNLV	7	2.0-9	1.0-7	0	0-0	0	0-0	0
Nov 8	BSU	6	0.0-0	0.0-0	0	0-0	0	0-0	0
Nov 15	at USU	3	2.0-8	2.0-8	0	0-0	0	0-0	0
Nov 22	at CSU	3	0.0-0	0.0-0	1	0-0	0	0-0	0
Nov 29	WYO	5	1.5-8	1.5-8	0	0-0	0	0-0	0
TOTAL		52	7.0-28	4.5-23	0	2-0	0	0-0	0

2015

Date	Opponent	TKL	TFL-Yds	Sack-Yds	FF	FR-Yds	PBU	INT-yds	TD
Sept 5	MVSU	4	1.5-8	0.5-4	0	1-0	0	0-0	0
Sept 12	Tulsa	1	0.0-0	0.0-0	0	0-0	0	0-0	0
Sept 18	at ASU	2	0.0-0	0.0-0	0	0-0	0	0-0	0
Sept 26	at WYO	3	0.5-1	0.0-0	0	0-0	0	0-0	0
Oct 3	NMSU	0	0.0-0	0.0-0	0	0-0	0	0-0	0
Oct 10	at UNR								
Oct 17	HAW								
Oct 24	at SJSU								
Nov 7	USU								
Nov 14	at BSU								
Nov 21	CSU								
Nov 28	AFA								
TOTAL		10	2.0-9	0.5-4	0	1-0	0	0-0	0
CAREER		92	12.0-51	6.0-38	1	3-0	0	0-0	0

DL - #92 William Udeh

2013									
Date	Opponent	TKL	TFL-Yds	Sack-Yds	FF	FR-Yds	PBU	INT-yds	TD
Aug 31	UTSA			Did Not Play					
Sept 7	at UTEP	1	0.0-0	0.0-0	0	0-0	0	0-0	0
Sept 14	at Pitt	0	0.0-0	0.0-0	0	0-0	0	0-0	0
Sept 28	UNLV			Did Not Play					
Oct 5	NMSU	1	0.0-0	0.0-0	0	0-0	0	0-0	0
Oct 12	at Wyo	0	0.0-0	0.0-0	0	0-0	0	0-0	0
Oct 19	USU	0	0.0-0	0.0-0	0	0-0	0	0-0	0
Nov 2	at SDSU	0	0.0-0	0.0-0	0	0-0	0	0-0	0
Nov 8	AFA	1	0.0-0	0.0-0	0	0-0	0	0-0	0
Nov 16	CSU	1	0.0-0	0.0-0	0	0-0	0	0-0	0
Nov 23	at FS	3	0.0-0	0.0-0	0	0-0	0	0-0	0
Nov 30	at BSU	0	0.0-0	0.0-0	0	0-0	0	0-0	0
TOTAL		7	0.0-0	0.0-0	0	0-0	0	0-0	0

2014

Date	Opponent	TKL	TFL-Yds	Sack-Yds	FF	FR-Yds	PBU	INT-yds	TD
Aug 30	UTEP	0	0.0-0	0.0-0	0	0-0	0	0-0	0
Sept 6	ASU	0	0.0-0	0.0-0	0	0-0	0	0-0	0
Sept 20	at NMSU			Did Not Play					
Sept 26	FS	1	0.0-0	0.0-0	0	0-0	0	0-0	0
Oct 4	at UTSA	4	1.5-5	0.5-4	0	0-0	1	0-0	0
Oct 10	SDSU	2	0.0-0	0.0-0	0	0-0	0	0-0	0
Oct 18	at AFA	4	0.0-0	0.0-0	0	0-0	0	0-0	0
Nov 1	at UNLV	2	0.0-0	0.0-0	0	0-0	0	0-0	0
Nov 8	BSU	1	0.0-0	0.0-0	0	0-0	0	0-0	0
Nov 15	at USU	2	1.0-7	1.0-7	0	0-0	0	0-0	0
Nov 22	at CSU	2	0.0-0	0.0-0	0	0-0	0	0-0	0
Nov 29	WYO			Did Not Play					
TOTAL		18	2.5-12	1.5-11	0	0-0	1	0-0	0

2015

Date	Opponent	TKL	TFL-Yds	Sack-Yds	FF	FR-Yds	PBU	INT-yds	TD
Sept 5	MVSU	2	0.0-0	0.0-0	0	0-0	0	0-0	0
Sept 12	Tulsa	2	0.0-0	0.0-0	0	0-0	0	0-0	0
Sept 18	at ASU	1	0.0-0	0.0-0	0	0-0	0	0-0	0
Sept 26	at WYO	2	0.0-0	0.0-0	0	0-0	0	0-0	0
Oct 3	NMSU	0	0.0-0	0.0-0	0	0-0	0	0-0	0
Oct 10	at UNR								
Oct 17	HAW								
Oct 24	at SJSU								
Nov 7	USU								
Nov 14	at BSU								
Nov 21	CSU								
Nov 28	AFA								
TOTAL		7	0.0-0	0.0-0	0	0-0	0	0-0	0
CAREER		32	2.5-12	1.5-11	0	0-0	1	0-0	0

DL - #95 Garrett Hughes

2014									
Date	Opponent	TKL	TFL-Yds	Sack-Yds	FF	FR-Yds	PBU	INT-yds	TD
Aug 30	UTEP	1	0.0-0	0.0-0	0	0-0	0	0-0	0
Sept 6	ASU	1	0.0-0	0.0-0	0	0-0	0	0-0	0
Sept 20	at NMSU	0	0.0-0	0.0-0	0	0-0	0	0-0	0
Sept 26	FS	0	0.0-0	0.0-0	0	0-0	0	0-0	0
Oct 4	at UTSA			Did Not Play					
Oct 10	SDSU	0	0.0-0	0.0-0	0	0-0	0	0-0	0
Oct 18	at AFA	0	0.0-0	0.0-0	0	0-0	0	0-0	0
Nov 1	at UNLV	1	0.0-0	0.0-0	0	0-0	0	0-0	0
Nov 8	BSU	0	0.0-0	0.0-0	0	0-0	0	0-0	0
Nov 15	at USU	0	0.0-0	0.0-0	0	0-0	0	0-0	0
Nov 22	at CSU	1	0.0-0	0.0-0	1	0-0	0	0-0	0
Nov 29	WYO	0	0.0-0	0.0-0	0	0-0	1	0-0	0
TOTAL		4	0.0-0	0.0-0	1	0-0	1	0-0	0

2015

Date	Opponent	TKL	TFL-Yds	Sack-Yds	FF	FR-Yds	PBU	INT-yds	TD
------	----------	-----	---------	----------	----	--------	-----	---------	----

MISSISSIPPI VALLEY ST (0-5, 0-3 SWAC)

Sep 5	at New Mexico	L 0-66
Sep 10	vs. Southern U	L 13-50
Sep 19	at Alcorn State	L 14-55
Sep 26	vs. Alabama State	L 15-45
Oct 3	at Jacksonville St	L 7-49
Oct 10	at Prairie View	3:00 PM ET
Oct 17	vs. Texas Southern	3:00 PM ET
Oct 24	at Grambling St	3:00 PM ET
Oct 31	vs. Jackson State	3:00 PM ET
Nov 7	at Alabama A&M	2:00 PM ET
Nov 14	Open	
Nov 21	vs. Ark-Pine Bluff	2:00 PM ET

TULSA (2-2, 0-1 AAC)

Sep 5	vs. Fla Atlantic	W 47-44 (OT)
Sep 12	at New Mexico	W 40-21
Sep 19	at Oklahoma	L 38-52
Sep 26	Open	
Oct 3	vs. Houston	L 24-38
Oct 10	vs. ULM	TBA
Oct 17	at East Carolina	TBA
Oct 23	vs. Memphis	8:00 PM
Oct 31	at SMU	TBA
Nov 7	vs. UCF	TBA
Nov 14	at Cincinnati	TBA
Nov 21	vs. Navy	TBA
Nov 27	at Tulane	TBA

ARIZONA STATE (3-2, 1-1 PAC-12)

Sep 5	at Texas A&M	L 17-38
Sep 12	vs. Cal Poly	W 35-21
Sep 18	vs. New Mexico	W 34-10
Sep 26	vs. USC	L 14-42
Oct 3	at UCLA	W 38-23
Oct 10	vs. Colorado	TBA
Oct 17	at Utah	TBA
Oct 24	Open	
Oct 29	vs. Oregon	10:30 PM
Nov 7	at Washington St	TBA
Nov 14	vs. Washington	TBA
Nov 21	vs. Arizona	TBA
Nov 28	at California	TBA

WYOMING (0-5, 0-1 MW)

Sep 5	vs. North Dakota	L 13-24
Sep 12	vs. Eastern Mich	L 29-48
Sep 19	at Washington St	L 14-31
Sep 26	vs. New Mexico	L 28-38
Oct 3	at Appalachian St	L 13-31
Oct 10	at Air Force	TBA
Oct 17	vs. Nevada	TBA
Oct 24	at Boise State	TBA
Oct 30	at Utah State	10:15 PM
Nov 7	vs. Colorado State	TBA
Nov 14	at San Diego St	10:30 PM
Nov 21	Open	
Nov 28	vs. UNLV	2:00 PM

NEW MEXICO STATE (0-4, 0-1 SUN BELT)

Sep 5	at Florida	L 13-61
Sep 12	vs. Georgia State	L 32-34
Sep 19	vs. Texas-El Paso	L 47-50 (OT)
Sep 26	Open	
Oct 3	at New Mexico	L 29-38
Oct 10	at Ole Miss	TBA
Oct 17	at Ga Southern	TBA
Oct 24	vs. Troy	TBA
Oct 31	vs. Idaho	TBA
Nov 7	at Texas State	TBA
Nov 14	Open	
Nov 21	at Louisiana	TBA
Nov 28	vs. Arkansas State	TBA
Dec 5	at ULM	TBA

NEVADA (2-3, 0-1 MW)

Sep 3	vs. UC Davis	W 31-17
Sep 12	vs. #22 Arizona	L 20-44
Sep 19	at #17 Texas A&M	L 27-44
Sep 26	at Buffalo	W 24-21
Oct 3	vs. UNLV	L 17-23
Oct 10	vs. New Mexico	7:00 PM
Oct 17	at Wyoming	TBA
Oct 24	vs. Hawaii	4:00 PM
Oct 31	Open	
Nov 5	at Fresno State	10:30 PM
Nov 14	vs. San Jose St	4:00 PM
Nov 21	at Utah State	TBA
Nov 28	at San Diego St	TBA

HAWAII (2-3, 0-1 MW)

Sep 3	vs. Colorado	W 28-20
Sep 12	at #1 Ohio State	L 0-38
Sep 19	vs. UC Davis	W 47-27
Sep 26	at Wisconsin	L 0-28
Oct 3	at Boise State	L 0-55
Oct 10	vs. San Diego St	8:00 PM
Oct 17	at New Mexico	7:00 PM
Oct 24	at Nevada	4:00 PM
Oct 31	vs. Air Force	9:30 PM
Nov 7	at UNLV	TBA
Nov 14	vs. Fresno State	11:00 PM
Nov 21	vs. San Jose St	TBA
Nov 28	vs. ULM	TBA

SAN JOSE STATE (2-3, 1-1 MW)

Sep 3	vs. New Hampshire	W 43-13
Sep 12	at Air Force	L 16-37
Sep 19	at Oregon State	L 21-35
Sep 26	vs. Fresno State	W 49-23
Oct 3	at Auburn	L 21-35
Oct 10	at UNLV	TBA
Oct 17	vs. San Diego St	TBA
Oct 24	vs. New Mexico	7:00 PM
Oct 31	Open	
Nov 6	vs. BYU	11:30 PM
Nov 14	at Nevada	4:00 PM
Nov 21	at Hawaii	TBA
Nov 27	vs. Boise State	3:30 PM

UTAH STATE (2-2, 1-0 MW)

Sep 3	vs. Southern Utah	W 12-9
Sep 11	at #24 Utah	L 14-24
Sep 19	at Washington	L 17-31
Sep 26	Open	
Oct 3	vs. Colorado State	W 33-18
Oct 10	at Fresno State	10:30 PM
Oct 16	vs. Boise State	9:00 PM
Oct 23	at San Diego St	10:30 PM
Oct 30	vs. Wyoming	10:15 PM
Nov 7	at New Mexico	3:30 PM
Nov 14	at Air Force	TBA
Nov 21	vs. Nevada	TBA
Nov 28	vs. BYU	3:30 PM

BOISE STATE (4-1, 1-0 MW)

Sep 4	vs. Washington	W 16-13
Sep 12	at BYU	L 24-35
Sep 18	vs. Idaho State	W 52-0
Sep 25	at Virginia	W 56-14
Oct 3	vs. Hawaii	W 55-0
Oct 10	at Colorado State	7:00 PM
Oct 16	at Utah State	9:00 PM
Oct 24	vs. Wyoming	TBA
Oct 31	at UNLV	TBA
Nov 7	Open	
Nov 14	vs. New Mexico	TBA
Nov 20	vs. Air Force	9:30 PM
Nov 27	at San Jose St	3:30 PM

COLORADO STATE (2-3, 0-1 MW)

Sep 5	vs. Savannah State	W 65-13
Sep 12	vs. Minnesota	L 20-23 (OT)
Sep 19	vs. Colorado	L 24-27 (OT)
Sep 26	at TX-San Antonio	W 33-31
Oct 3	at Utah State	L 18-33
Oct 10	vs. Boise State	7:00 PM
Oct 17	vs. Air Force	3:30 PM
Oct 24	Open	
Oct 31	vs. San Diego St	3:30 PM
Nov 7	at Wyoming	TBA
Nov 14	vs. UNLV	7:00 PM
Nov 21	at New Mexico	5:30 PM
Nov 28	at Fresno State	9:00 PM

AIR FORCE (2-2, 1-0 MW)

Sep 5	vs. Morgan State	W 63-7
Sep 12	vs. San Jose St	W 37-16
Sep 19	at #4 Michigan State	L 21-35
Sep 26	Open	
Oct 3	at Navy	L 11-33
Oct 10	vs. Wyoming	TBA
Oct 17	at Colorado State	3:30 PM
Oct 24	vs. Fresno State	TBA
Oct 31	at Hawaii	9:30 PM
Nov 7	vs. Army West Point	TBA
Nov 14	vs. Utah State	TBA
Nov 20	at Boise State	9:30 PM
Nov 28	at New Mexico	TBA

THE DAVIE FILE

Born: Sept. 30, 1954
Birthplace: Sewickley, Pa.
Alma Mater: Youngstown State, 1977
Playing Experience: Youngstown State, 1975-76
Family: Wife, Joanne; daughter Audra, son, Clay

Bowl Games Coached:

(corresponding to the season, not the actual year of the bowl game)
 2000 Fiesta Bowl
 1998 Gator Bowl
 1997 Independence Bowl
 1995 Orange Bowl
 1994 Fiesta Bowl
 1993 Cotton Bowl
 1992 Cotton Bowl
 1991 Cotton Bowl
 1990 Holiday Bowl
 1989 Sun Bowl
 1987 Cotton Bowl
 1986 Cotton Bowl
 1985 Cotton Bowl
 1982 Cotton Bowl
 1981 Sugar Bowl
 1980 Gator Bowl
 1979 Fiesta Bowl
 1977 Gator Bowl


Head Coaching Experience

Year	School	Record	Bowl
2015	New Mexico	3-2	
2014	New Mexico	4-8	-
2013	New Mexico	3-9	-
2012	New Mexico	4-9	-
2001	Notre Dame	5-6	-
2000	Notre Dame	9-3	Fiesta Bowl
1999	Notre Dame	5-7	-
1998	Notre Dame	9-3	Gator Bowl
1997	Notre Dame	7-6	Independence Bowl

Career record: 49-53

Assistant Coaching Experience

Year	School	Position
1996	Notre Dame	Defensive Coordinator
1995	Notre Dame	Defensive Coordinator
1994	Notre Dame	Defensive Coordinator
1993	Texas A&M	Defensive Coordinator
1992	Texas A&M	Defensive Coordinator
1991	Texas A&M	Defensive Coordinator
1990	Texas A&M	Defensive Coordinator
1989	Texas A&M	Defensive Coordinator
1988	Texas A&M	Outside Linebackers
1987	Texas A&M	Outside Linebackers
1986	Texas A&M	Outside Linebackers
1985	Texas A&M	Outside Linebackers
1984	Tulane	DC./Asst. Head Coach
1983	Tulane	DC./Asst. Head Coach
1982	Pittsburgh	Linebackers
1981	Pittsburgh	Linebackers
1980	Pittsburgh	Linebackers
1979	Arizona	Linebackers
1978	Arizona	Linebackers
1977	Pittsburgh	Graduate Assistant



With the foundation now starting to take shape, Bob Davie enters his fourth season as coach at New Mexico.
 Davie's 11 wins in three seasons nearly quadruples the program's total from the three seasons prior to his arrival, but it's how he has been able to do it that is what has Lobos fans excited for the upcoming seasons.
 Davie has completely flipped the roster, with over 90% of the players on the 2014 roster recruited by his staff, and all but five for the 2015. New Mexico's three fifth-year seniors were the fewest of any non-service academy in the nation, and 2015 will be more of the same with just two fifth-year seniors on the roster.
 Davie has also done it with a New Mexico flavor, getting major contributions from local and state players, including 2014's leading receiver Jeric Magnant, 2014's second-leading scorer Zack Rogers, and starters such as quarterback Cole Gautsche and running back David Anaya.
 And the success and improvement isn't just on the field ... it's off it. In three seasons under Davie, the Lobos have picked up 50 Mountain West All-Academic selections, including a program record 20 in 2014, and 16 in 2013, the second-best total for football in school history. UNM also had five Mountain West Scholar-Athletes in 2013, the second-best total among the MW's 12 football programs.
 Over the course of 2012-13 and 2013-14, the football team posted the highest back to back football team GPAs in school history.
 The 2014 Lobos also featured three players on the Capital One/CoSIDA All-District team in Reece White, Garrett Adcock and Dakota Cox. The three players were exactly half of the honorees in the Mountain West as the rest of the league had three players combined.
 The 2014 season was another huge stepping stone for the program, one that saw the Lobos improve their win total from a season ago, and one that saw the Lobos competitive in

basically every game, no matter the stature of their opponent.
 New Mexico went 4-8 in 2014, a one-game improvement from 2013, but the improvement was certainly bigger than the win column. The Lobos shaved a full touchdown off of their points allowed, and 14.5 points off their defensive average against unranked opponents from a year ago.
 The 2014 Lobos again represented the Davie way of doing things, rushing the ball consistently. After Air Force's led the Mountain West in rushing for every year of the league's existence from 1999 (14 in all), UNM repeated as conference rushing champion in 2014. The Lobos' 301.4-yard average per game ranked fourth nationally, and UNM is the only team in the last three years to average 300 yards per game on the ground and finish in the top five nationally. The Lobos were in the top five nationally in runs of 10, 20, 30, 40, 50 and 60 yards as well.
 The Lobos also saw some success through the air, with seven touchdowns on the season and an average of 89.1 yards per game.
 Once again, UNM's special teams lived up to billing, with UNM leading the Mountain West in average return with a 22.4-yard average. UNM was the only school to return a kickoff for a touchdown, and it accomplished that twice, with two different returners. The kickoff return for a touchdown has become a hallmark of the Bob Davie era, as UNM now has seven kickoff returns for touchdowns in his three years as the head coach.

UNDER DAVIE...

NEW MEXICO RECORD WHEN	2012	2013	2014	2015	OVERALL
Lobos lead after 1st quarter	4-3	3-2	3-2	2-1	12-8
Lobos trail after 1st quarter	0-5	0-7	0-4	1-0	1-16
Score tied after 1st quarter	0-1	0-0	1-2	0-1	1-4
Lobos lead after halftime	4-1	2-1	3-2	2-0	11-4
Lobos trail after halftime	0-8	0-7	1-5	1-2	2-22
Score tied after halftime	0-0	1-1	0-1	0-0	1-2
Lobos lead after 3rd quarter	4-0	2-0	2-1	2-0	10-1
Lobos trail after 3rd quarter	0-9	1-8	2-7	0-2	3-26
Score tied after 3rd quarter	0-0	0-1	0-0	1-0	1-1
SCHEDULE BREAKDOWN	2012	2013	2014	2015	OVERALL
Overall	4-9	3-9	4-8	3-2	14-28
August	0-0	0-1	0-1	0-0	0-2
September	2-3	2-2	1-2	2-2	7-9
October	2-2	0-2	1-2	1-0	4-6
November	0-4	1-4	2-3	0-0	3-11
CONFERENCE GAMES	2012	2013	2014	2015	OVERALL
Home	0-4	1-3	1-3	0-0	2-10
Road	1-3	0-4	1-3	1-0	3-10
NON-CONFERENCE GAMES	2012	2013	2014	2015	OVERALL
Home	2-0	1-1	0-2	2-1	5-4
Road	1-2	1-1	2-0	0-1	4-4
MISCELLANEOUS	2012	2013	2014	2015	OVERALL
Games Decided by a TD or less (8 pts)	0-5	2-3	3-3	0-0	5-11
Games Decided by a FG or less (3 pts)	0-1	0-0	2-0	0-0	2-1
Games Played on Grass	1-0	0-1	0-0	0-1	1-2
Games Played on Turf	3-9	3-8	4-8	3-1	13-26
Day Games (start before 6 pm)	2-7	1-6	3-5	2-0	8-18
Night Games (start 6 pm or later)	2-2	2-4	1-3	1-2	6-12
vs. Ranked	0-2	0-0	0-2	0-0	0-4
Overtime	0-0	1-0	0-0	0-0	1-0

New Mexico Inside Opponent Red-Zone

Date	Opponent	Score	Times	Times	Total	Rush		Pass	FGs	Failed to score inside RZ					
			In RZ	Scored	Pts	TDs	TDs	TDs	Made	FGA	Down	Int	Fumb	Half	Game
Sep 05, 2015	MISS. VALLEY STATE	W 66-0	7	6	38	5	5	0	1	0	1	0	0	0	0
Sep 12, 2015	TULSA	L 21-40	2	2	14	2	2	0	0	0	0	0	0	0	
Sep 18, 2015	at Arizona State	L 10-34	2	1	3	0	0	0	1	1	0	0	0	0	
Sep 26, 2015	at Wyoming	W 38-28	3	3	17	2	2	0	1	0	0	0	0	0	
Oct 03, 2015	NEW MEXICO STATE	W 38-29	2	1	8	1	1	0	0	1	0	0	0	0	
Oct 10, 2015	at Nevada														
Oct 17, 2015	HAWAII														
Oct 24, 2015	at San Jose State														
Nov 07, 2015	UTAH STATE														
Nov 14, 2015	at Boise State														
Nov 21, 2015	COLORADO STATE														
Nov 28, 2015	AIR FORCE														
Totals			16	13	80	10	10	0	3	2	1	0	0	0	
13 of 16 (81.2%)															

Opponents Inside New Mexico Red-Zone

Date	Opponent	Score	Times	Times	Total	Rush		Pass	FGs	Failed to score inside RZ					
			In RZ	Scored	Pts	TDs	TDs	TDs	Made	FGA	Down	Int	Fumb	Half	Game
Sep 05, 2015	MISS. VALLEY STATE	W 66-0	1	0	0	0	0	0	0	0	0	0	1	0	
Sep 12, 2015	TULSA	L 21-40	7	6	26	2	2	0	4	0	0	0	0	1	
Sep 18, 2015	at Arizona State	L 10-34	4	4	20	2	1	1	2	0	0	0	0	0	
Sep 26, 2015	at Wyoming	W 38-28	4	3	21	3	0	3	0	0	1	0	0	0	
Oct 03, 2015	NEW MEXICO STATE	W 38-29	3	2	6	0	0	0	2	0	1	0	0	0	
Oct 10, 2015	at Nevada														
Oct 17, 2015	HAWAII														
Oct 24, 2015	at San Jose State														

2015 STARTING LINEUPS

OFFENSE

OPPONENT	QB	WR	WR	WR	TE	RB	LT	LG	C	RG	RT
MVSU	L. Jordan	Gamblin	Wiggins	Bundy	R. White	Pressley	Henderson	Mahina	Fonua	Oldenkamp	Jenkins
TULSA	L. Jordan	Gamblin	Wiggins	Reed	R. White	Pressley	Henderson	Oldenkamp	Mahina	Jenkins	Adcock
at ASU	L. Jordan	Hart-Johnson	Bundy	Gipson (RB)	R. White	Pressley	Henderson	Oldenkamp	Mahina	Jenkins	Romine
at WYO	L. Jordan	Gamblin	Wiggins	Bundy	R. White	Pressley	Henderson	Oldenkamp	Mahina	Jenkins	Romine
NMSU	L. Jordan	Gamblin	Wiggins	Bundy	Gipson (RB)	Pressley	Henderson	Oldenkamp	Mahina	Jenkins	Romine
at UNR											
HAW											
at SJSU											
USU											
at BSU											
CSU											
AFA											

DEFENSE

OPPONENT	DE	NT	RE	OLB	MLB	RUSH LB	LCB	SS	FS	RCB	DUDE
MVSU	Hughes	Udeh	D'Avanzo	Carson	Cox	D. White	Byrd	Santos	Henry	C. Jones	Crosby
TULSA	Hughes	Udeh	D'Avanzo	Carson	Cox	D. White	Brown	Santos	Henry	C. Jones	Crosby
at ASU	Hughes	Udeh	D'Avanzo	Carson	Cox	D. White	Duncan	Santos	Henry	C. Jones	Crosby
at WYO	Hughes	Udeh	D'Avanzo	Carson	Cox	D. White	Brown	Santos	Henry	C. Jones	Rothschiller
NMSU	Hughes	Timmons	Okonkwo	Carson	Cox	D. White	Brown	Santos	Henry	C. Jones	Crosby
at UNR											
HAW											
at SJSU											
USU											
at BSU											
CSU											
AFA											

Date	Opponent	Score	Overall	Conference	Time	Attend
Sep 05, 2015	MISS. VALLEY STATE	W 66-0	1-0	0-0	3:05	21930
Sep 12, 2015	TULSA	L 21-40	1-1	0-0	3:14	24167
Sep 18, 2015	at Arizona State	L 10-34	1-2	0-0	3:11	43310
* Sep 26, 2015	at Wyoming	W 38-28	2-2	1-0	3:02	18723
Oct 03, 2015	NEW MEXICO STATE	W 38-29	3-2	1-0	3:20	30900
* Oct 10, 2015	at Nevada					
* Oct 17, 2015	HAWAII					
* Oct 24, 2015	at San Jose State					
* Nov 07, 2015	UTAH STATE					
* Nov 14, 2015	at Boise State					
* Nov 21, 2015	COLORADO STATE					
* Nov 28, 2015	AIR FORCE					

Team Statistics

	NM	OPP
SCORING	173	131
Points Per Game	34.6	26.2
Points Off Turnovers	30	16
FIRST DOWNS	95	98
Rushing	66	43
Passing	24	44
Penalty	5	11
RUSHING YARDAGE	1450	787
Yards gained rushing	1577	984
Yards lost rushing	127	197
Rushing Attempts	254	198
Average Per Rush	5.7	4.0
Average Per Game	290.0	157.4
TDs Rushing	19	6
PASSING YARDAGE	601	1160
Comp-Att-Int	45-94-3	86-153-5
Average Per Pass	6.4	7.6
Average Per Catch	13.4	13.5
Average Per Game	120.2	232.0
TDs Passing	2	9
TOTAL OFFENSE	2051	1947
Total Plays	348	351
Average Per Play	5.9	5.5
Average Per Game	410.2	389.4
KICK RETURNS: #-Yards	15-313	8-174
PUNT RETURNS: #-Yards	5-24	5-18
INT RETURNS: #-Yards	5-55	3-14
KICK RETURN AVERAGE	20.9	21.8
PUNT RETURN AVERAGE	4.8	3.6
INT RETURN AVERAGE	11.0	4.7
FUMBLES-LOST	6-2	7-5
PENALTIES-Yards	35-340	36-268
Average Per Game	68.0	53.6
PUNTS-Yards	27-1140	28-1147
Average Per Punt	42.2	41.0
Net punt average	40.1	40.1
KICKOFFS-Yards	31-1998	28-1660
Average Per Kick	64.5	59.3
Net kick average	40.3	38.3
TIME OF POSSESSION/Game	31:20	28:40
3RD-DOWN Conversions	29/75	30/77
3rd-Down Pct	39%	39%
4TH-DOWN Conversions	8/10	4/9
4th-Down Pct	80%	44%
SACKS BY-Yards	19-135	3-15
MISC YARDS	0	0
TOUCHDOWNS SCORED	23	15
FIELD GOALS-ATTEMPTS	3-7	9-9
ON-SIDE KICKS	0-0	0-2
RED-ZONE SCORES	(13-16) 81%	(15-19) 79%
RED-ZONE TOUCHDOWNS	(10-16) 63%	(7-19) 37%
PAT-ATTEMPTS	(22-22) 100%	(14-15) 93%
ATTENDANCE	76997	62033
Games/Avg Per Game	3/25666	2/31016
Neutral Site Games		0/0

Score by Quarters

	1st	2nd	3rd	4th	OT	Total
New Mexico	63	31	60	19	0	173
Opponents	27	43	34	27	0	131

Rushing	gp	att	gain	loss	net	avg	td	lg	avg/g
JORDAN, Lamar	5	51	433	29	404	7.9	3	70	80.8
PRESSLEY, Jhurell	5	73	369	22	347	4.8	3	32	69.4
GIPSON, Teriyon	4	42	258	3	255	6.1	3	36	63.8
McQUARLEY, Richard	5	24	127	0	127	5.3	3	43	25.4
CHESTNUT, Daryl	5	8	109	6	103	12.9	2	64	20.6
OWENS, Tyrone	5	12	88	0	88	7.3	3	65	17.6
GAMBLIN, Dameon	5	7	53	5	48	6.9	0	16	9.6
ANAYA, David	5	8	41	0	41	5.1	1	16	8.2
WIGGINS, Carlos	5	3	40	0	40	13.3	0	24	8.0
JORDAN, Romell	1	6	33	0	33	5.5	0	18	33.0
ROGERS, Zack	5	2	10	0	10	5.0	0	8	2.0
WOODHOUSE, Diquon	4	5	11	6	5	1.0	0	7	1.2
HENDERSON, Reno	5	0	0	0	0	0.0	1	0	0.0
APODOCA, Austin	4	5	5	16	-11	-2.2	0	5	-2.8
TEAM	4	8	0	40	-40	-5.0	0	0	-10.0
Total	5	254	1577	127	1450	5.7	19	70	290.0
Opponents	5	198	984	197	787	4.0	6	67	157.4

Passing	gp	effic	comp-att-int	pct	yds	td	lg	avg/g
JORDAN, Lamar	5	117.04	29-57-2	50.9	418	2	64	83.6
APODOCA, Austin	4	79.38	16-37-1	43.2	183	0	36	45.8
Total	5	102.22	45-94-3	47.9	601	2	64	120.2
Opponents	5	132.77	86-153-5	56.2	1160	9	93	232.0

Receiving	gp	no.	yds	avg	td	lg	avg/g
GAMBLIN, Dameon	5	16	242	15.1	1	62	48.4
WIGGINS, Carlos	5	6	140	23.3	1	64	28.0
HART-JOHNSON, Dela	5	6	48	8.0	0	16	9.6
GIPSON, Teriyon	4	4	9	2.2	0	6	2.2
WHITE, Reece	5	3	48	16.0	0	26	9.6
BUNDY, Marquis	5	3	35	11.7	0	20	7.0
DAVIS, Chris	3	3	31	10.3	0	12	10.3
JONES, Ridge	5	2	29	14.5	0	21	5.8
QUARELLS, Matt	2	1	17	17.0	0	17	8.5
CHESTNUT, Daryl	5	1	2	2.0	0	2	0.4
Total	5	45	601	13.4	2	64	120.2
Opponents	5	86	1160	13.5	9	93	232.0

Punt Returns	no.	yds	avg	td	lg
WIGGINS, Carlos	4	24	6.0	0	13
DAVIS, Chris	1	0	0.0	0	0
Total	5	24	4.8	0	13
Opponents	5	18	3.6	0	9

Interceptions	no.	yds	avg	td	lg
BYRD, Markel	2	0	0.0	0	0
COX, Dakota	1	8	8.0	0	8
GREEN, Travis	1	32	32.0	1	32
JONES, Cranston	1	15	15.0	0	15
Total	5	55	11.0	1	32
Opponents	3	14	4.7	0	14

Kick Returns	no.	yds	avg	td	lg
WIGGINS, Carlos	9	210	23.3	0	37
CHESTNUT, Daryl	3	70	23.3	0	30
GREEN, Travis	1	8	8.0	0	8
WHITE, Reece	1	9	9.0	0	9
JONES, Ridge	1	16	16.0	0	16
Total	15	313	20.9	0	37
Opponents	8	174	21.8	0	34

Fumble Returns	no.	yds	avg	td	lg
CROSBY, Lee	0	0	0.0	1	0
Total	0	0	0.0	1	0
Opponents	0	0	0.0	0	0

Scoring	td	fg	PAT			dpx	saf	pts
			kick	rush	rcv			
SANDERS, Jason	-	3-7	22-22	-	-	-	-	31
JORDAN, Lamar	3	-	-	1-1	-	-	-	20
GIPSON, Teriyon	3	-	-	-	-	-	-	18
PRESSLEY, Jhurell	3	-	-	-	-	-	-	18
McQUARLEY, Richard	3	-	-	-	-	-	-	18
OWENS, Tyrone	3	-	-	-	-	-	-	18
CHESTNUT, Daryl	2	-	-	-	-	-	-	12
HENDERSON, Reno	1	-	-	-	-	-	-	6
GAMBLIN, Dameon	1	-	-	-	-	-	-	6
ANAYA, David	1	-	-	-	-	-	-	6
GREEN, Travis	1	-	-	-	-	-	-	6
WIGGINS, Carlos	1	-	-	-	-	-	-	6
CROSBY, Lee	1	-	-	-	-	-	-	6
TEAM	-	-	-	-	-	-	1	2
Total	23	3-7	22-22	1-1	-	-	-	173
Opponents	15	9-9	14-15	-	-	-	-	131

Total Offense	g	plays	rush	pass	total	avg/g
JORDAN, Lamar	5	108	404	418	822	164.4
PRESSLEY, Jhurell	5	73	347	0	347	69.4
GIPSON, Teriyon	4	42	255	0	255	63.8
APODOCA, Austin	4	42	-11	183	172	43.0
McQUARLEY, Richard	5	24	127	0	127	25.4
CHESTNUT, Daryl	5	8	103	0	103	20.6
OWENS, Tyrone	5	12	88	0	88	17.6
GAMBLIN, Dameon	5	7	48	0	48	9.6
ANAYA, David	5	8	41	0	41	8.2
WIGGINS, Carlos	5	3	40	0	40	8.0
JORDAN, Romell	1	6	33	0	33	33.0
ROGERS, Zack	5	2	10	0	10	2.0
WOODHOUSE, Diquon	4	5	5	0	5	1.2
TEAM	4	8	-40	0	-40	-10.0
Total	5	348	1450	601	2051	410.2
Opponents	5	351	787	1160	1947	389.4

Field Goals	fg	pct.	01-19	20-29	30-39	40-49	50-99	lg	blk
SANDERS, Jason	3-7	42.9	0-0	2-3	1-2	0-2	0-0	32	0

FG Sequence	New Mexico	Opponents
Miss. Valley State	(28)	-
Tulsa	42	(34),(22),(23),(24)
Arizona State	35,(32)	(22),(24)
Wyoming	(22)	-
New Mexico State	29,41	(41),(25),(39)
Nevada	-	-
Hawai'i	-	-
San Jose State	-	-
Utah State	-	-
Boise State	-	-
Colorado State	-	-
Air Force	-	-

Punting	no.	yds	avg	lg	tb	fc	i20	50+	blk
ROGERS, Zack	27	1140	42.2	69	2	10	8	5	0
Total	27	1140	42.2	69	2	10	8	5	0
Opponents	28	1147	41.0	60	0	5	8	9	0

Kickoffs	no.	yds	avg	tb	ob	retn	net	ydln
SANDERS, Jason	31	1998	64.5	23	0			
Total	31	1998	64.5	23	0	21.8	40.3	24
Opponents	28	1660	59.3	11	2	20.9	38.3	26

Numbers in (parentheses) indicate field goal was made.

All Purpose	g	rush	rcv	pr	kr	ir	total	avg/g
WIGGINS, Carlo	5	40	140	24	210	0	414	82.8
JORDAN, Lamar	5	404	0	0	0	0	404	80.8
PRESSLEY, Jhu	5	347	0	0	0	0	347	69.4
GAMBLIN, Dam	5	48	242	0	0	0	290	58.0
GIPSON, Teriyo	4	255	9	0	0	0	264	66.0
CHESTNUT, Da	5	103	2	0	70	0	175	35.0
McQUARLEY, R	5	127	0	0	0	0	127	25.4
OWENS, Tyrone	5	88	0	0	0	0	88	17.6
WHITE, Reece	5	0	48	0	9	0	57	11.4
HART-JOHNISO	5	0	48	0	0	0	48	9.6
JONES, Ridge	5	0	29	0	16	0	45	9.0
ANAYA, David	5	41	0	0	0	0	41	8.2
GREEN, Travis	5	0	0	0	8	32	40	8.0
BUNDY, Marqui	5	0	35	0	0	0	35	7.0
JORDAN, Romel	1	33	0	0	0	0	33	33.0
DAVIS, Chris	3	0	31	0	0	0	31	10.3
QUARELLS, Mat	2	0	17	0	0	0	17	8.5
JONES, Cransto	5	0	0	0	0	15	15	3.0
ROGERS, Zack	5	10	0	0	0	0	10	2.0
COX, Dakota	5	0	0	0	0	8	8	1.6
WOODHOUSE,	4	5	0	0	0	0	5	1.2
APODOCA, Aust	4	-11	0	0	0	0	-11	-2.8
TEAM	4	-40	0	0	0	0	-40	-10.0
Total	5	1450	601	24	313	55	2443	488.6
Opponents	5	787	1160	18	174	14	2153	430.6

#	Defensive Leaders	gp	Tackles			tfl/yds	Sacks no-yds	Pass defense			Fumbles		blkd	
			ua	a	tot			int-yds	brup	qbh	rcv-yds	ff	kick	saf
2C	CARSON, Kimmie	5	33	5	38	4.5-20	1.5-15	.	.	1
49	COX, Dakota	5	23	14	37	6.5-18	3.5-13	1-8	1	1
5C	CROSBY, Lee	5	17	10	27	2.5-9	1.0-7	.	2	.	1-0	1	.	.
58	DANIELS, Mauric	5	15	6	21	6.5-38	3.5-24	.	1	1	.	1	.	.
22	BYRD, Markel	5	11	7	18	1.5-11	1.0-10	2-0
2L	LANGFORD, Ryan	5	7	10	17	4.5-18	1.5-12	.	1
14	HENRY, Daniel	5	10	5	15	1.0-4	1.0-4	.	1
21	DUNCAN, Donnie	5	14	1	15	1.0-2	.	.	1
12	SANTOS, Ryan	5	7	7	14	.	.	.	1
54	WHITE, Donnie	5	7	4	11	3.5-23	2.0-17	.	1	2
9H	HUGHES, Garrett	5	6	4	10	3.5-14	2.0-11	.	1
91	D'AVANZO, Nik	5	5	5	10	2.0-9	0.5-4	.	.	3	1-0	.	.	.
19	MARTIN, Nias	5	9	.	9	1.0-1
3	JONES, Cranston	5	8	.	8	.	.	1-15	3
8	BENNETT, Ricky	4	5	3	8
92	UDEH, William	5	2	5	7
5T	TIMMONS, Taylor	5	4	3	7	3.0-23	1.5-18
98	OKONKWO, Kene	5	2	3	5	1.5-1	.	.	.	1
4B	BROWN, Isaiah	3	4	1	5	.	.	.	1
28	ROTHSCHILLER, Jake	5	3	1	4
32	ARREDONDO, Michael	5	1	3	4
29	DONALDSON, Kenya	4	1	2	3	0.5-4
15	RUSSO, John	5	1	1	2
27	PARKER, Bijon	5	2	.	2
23	ADEWON, Tayo	5	1	1	2
2M	MACKEY, Marquez	1	1	.	1
80	WHITE, Reece	5	1	.	1
53	BAKER, Cody	5	1	.	1
52	MABANY, Sam	3	1	.	1
95	SANDERS, Jason	5	.	1	1
2	WOODHOUSE, Diquo	4	1	.	1
25	ANAYA, David	5	1	.	1
46	WALSH, Michael	5	1	.	1	1-0	.	.	.
9	GREEN, Travis	5	1	.	1	.	.	1-32
TM	TEAM	4	1
59	LEE, Chris	5	1	1-0	.	.	.
6	PRESSLEY, Jhurell	5	1-0	.	.	.
Total		0	206	102	308	43-195	19-135	5-55	14	10	5-0	2	.	1
Opponents		0	230	94	324	25-79	3-15	3-14	11	1	2-0	2	.	.

#75 RENO HENDERSON - LEFT TACKLE

Opponent	Assignment	Technique	Effort	KDs
MVSU	49/49 (100%)	37/49 (76%)	33/49 (67%)	3
TULSA	67/68 (99%)	48/68 (71%)	53/68 (78%)	5
at ASU	77/77 (100%)	55/77 (71%)	60/77 (78%)	8
at WYO	56/57 (98%)	40/57 (70%)	43/57 (75%)	3
NMSU	79/80 (99%)	67/80 (84%)	74/80 (93%)	8
AT UNR				
HAW				
at SJSU				
USU				
at BSU				
CSU				
AFA				
TOTALS	328/331 (99%)	247/331 (75%)	263/331 (79%)	27

#51 EDEN MAHINA - LEFT GUARD/CENTER

Opponent	Assignment	Technique	Effort	KDs
MVSU	49/49 (100%)	31/49 (63%)	36/49 (73%)	10
TULSA	68/68 (100%)	43/68 (63%)	51/68 (75%)	8
at ASU	74/77 (94%)	47/77 (59%)	57/77 (72%)	7
at WYO	56/57 (98%)	30/57 (53%)	35/57 (61%)	9
NMSU	80/80 (100%)	62/80 (78%)	64/80 (80%)	9
AT UNR				
HAW				
at SJSU				
USU				
at BSU				
CSU				
AFA				
TOTALS	327/331 (99%)	213/331 (64%)	243/331 (73%)	43

#66 TEVITA FONUA - CENTER

Opponent	Assignment	Technique	Effort	KDs
MVSU	64/65 (98%)	19/65 (29%)	39/65 (60%)	8
TULSA		Did Not Play		
at ASU		Did Not Play		
at WYO		Did Not Play		
NMSU		Did Not Play		
AT UNR				
HAW				
at SJSU				
USU				
at BSU				
CSU				
AFA				
TOTALS	64/65 (98%)	19/65 (29%)	39/65 (60%)	8

#79 BRYAN OLDENKAMP - LEFT/RIGHT GUARD

Opponent	Assignment	Technique	Effort	KDs
MVSU	35/35 (100%)	18/35 (51%)	28/35 (80%)	1
TULSA	61/61 (100%)	35/61 (57%)	46/61 (75%)	9
at ASU	15/15 (100%)	4/15 (27%)	9/15 (60%)	1
at WYO	55/57 (96%)	27/57 (47%)	45/57 (79%)	5
NMSU	79/80 (99%)	49/80 (61%)	66/80 (83%)	11
AT UNR				
HAW				
at SJSU				
USU				
at BSU				
CSU				
AFA				
TOTALS	245/248 (99%)	133/248 (54%)	194/248 (78%)	27

#55 AARON JENKINS - RIGHT TACKLE/GUARD

Opponent	Assignment	Technique	Effort	KDs
MVSU	49/49 (100%)	40/49 (80%)	37/49 (76%)	11
TULSA	65/68 (96%)	21/68 (31%)	36/68 (53%)	7
at ASU	75/77 (97%)	36/77 (47%)	45/77 (58%)	5
at WYO	55/57 (96%)	35/57 (61%)	41/57 (72%)	11
NMSU	78/80 (98%)	45/80 (56%)	65/80 (81%)	20
AT UNR				
HAW				
at SJSU				
USU				
at BSU				
CSU				
AFA				
TOTALS	322/331 (97%)	177/331 (53%)	224/331 (68%)	54

#62 GARRETT ADCKOCK - RIGHT TACKLE

Opponent	Assignment	Technique	Effort	KDs
MVSU	21/21 (100%)	17/21 (81%)	18/21 (86%)	7
TULSA	23/25 (92%)	12/25 (48%)	18/25 (72%)	1
at ASU		Did Not Play		
at WYO		Did Not Play		
NMSU		Did Not Play		
AT UNR				
HAW				
at SJSU				
USU				
at BSU				
CSU				
AFA				
TOTALS	44/46 (96%)	29/46 (63%)	36/46 (78%)	8

#50 CHRIS LEWIS - LEFT GUARD

Opponent	Assignment	Technique	Effort	KDs
MVSU	21/24 (88%)	10/24 (42%)	18/24 (75%)	2
TULSA	4/4 (100%)	3/4 (75%)	3/4 (75%)	0
at ASU	61/62 (98%)	27/62 (44%)	43/62 (69%)	5
at WYO		Did Not Play		
NMSU		Did Not Play		
AT UNR				
HAW				
at SJSU				
USU				
at BSU				
CSU				
AFA				
TOTALS	86/90 (96%)	40/90 (44%)	64/90 (71%)	7

#64 JACK LAMM - GUARD

Opponent	Assignment	Technique	Effort	KDs
MVSU	8/8 (100%)	4/8 (50%)	8/8 (100%)	1
TULSA		Did Not Play		
at ASU		Did Not Play		
at WYO		Did Not Play		
NMSU		Did Not Play		
AT UNR				
HAW				
at SJSU				
USU				
at BSU				
CSU				
AFA				
TOTALS	8/8 (100%)	4/8 (50%)	8/8 (100%)	1

#65 JACK ZILTZ - RIGHT GUARD/TACKLE

Opponent	Assignment	Technique	Effort	KDs
MVSU	19/24 (79%)	10/24 (42%)	18/24 (75%)	5
TULSA		Did Not Play		
at ASU	5/5 (100%)	3/5 (60%)	4/5 (80%)	0
at WYO		Did Not Play		
NMSU		Did Not Play		
AT UNR				
HAW				
at SJSU				
USU				
at BSU				
CSU				
AFA				
TOTALS	24/29 (83%)	13/29 (45%)	22/29 (76%)	5

#76 DILLON ROMINE - RIGHT TACKLE

Opponent	Assignment	Technique	Effort	KDs
MVSU	7/7 (100%)	5/7 (71%)	7/7 (100%)	1
TULSA	43/43 (100%)	28/43 (65%)	37/43 (86%)	2
at ASU	72/72 (100%)	36/72 (50%)	45/72 (63%)	12
at WYO	56/57 (98%)	33/57 (58%)	46/57 (81%)	2
NMSU	79/80 (99%)	60/80 (75%)	63/80 (79%)	11
AT UNR				
HAW				
at SJSU				
USU				
at BSU				
CSU				
AFA				
TOTALS	257/259 (99%)	162/259 (63%)	198/259 (76%)	28

#67 ANDREW AQUA - LEFT TACKLE

Opponent	Assignment	Technique	Effort	KDs
MVSU	15/17 (88%)	9/17 (53%)	11/17 (65%)	3
TULSA		Did Not Play		
at ASU		Did Not Play		
at WYO		Did Not Play		
NMSU		Did Not Play		
AT UNR				
HAW				
at SJSU				
USU				
at BSU				
CSU				
AFA				
TOTALS	15/17 (88%)	9/17 (53%)	11/17 (65%)	3

#61 DARIAN ALLEN - LEFT GUARD

Opponent	Assignment	Technique	Effort	KDs
MVSU	16/17 (94%)	10/17 (59%)	13/17 (76%)	2
TULSA	3/3 (100%)	0/3 (0%)	0/3 (0%)	0
at ASU		Did Not Play		
at WYO		Did Not Play		
NMSU		Did Not Play		
AT UNR				
HAW				
at SJSU				
USU				
at BSU				
CSU				
AFA				
TOTALS	19/20 (95%)	10/20 (50%)	13/20 (65%)	2

SEASON

CAREER

Rushing	gp	att	gain	loss	net	avg	td	lg	avg/g	gp	att	gain	loss	net	avg	td	lg	avg/g
JORDAN, Lamar	5	51	433	29	404	7.9	3	70	80.8	16	171	1161	145	1016	5.9	6	70	63.5
PRESSLEY, Jhurell	5	73	369	22	347	4.8	3	32	69.4	5	73	369	22	347	4.8	3	32	69.4
GIPSON, Teriyon	4	42	258	3	255	6.1	3	36	63.8	25	230	1323	39	1284	5.6	16	57	51.4
McQUARLEY, Richard	5	24	127	0	127	5.3	3	43	25.4	5	24	127	0	127	5.3	3	43	25.4
CHESTNUT, Daryl	5	8	109	6	103	12.9	2	64	20.6	5	8	109	6	103	12.9	2	64	20.6
OWENS, Tyrone	5	12	88	0	88	7.3	3	65	17.6	5	12	88	0	88	7.3	3	65	17.6
GAMBLIN, Dameon	5	7	53	5	48	6.9	0	16	9.6	28	9	83	5	78	8.7	0	19	2.8
ANAYA, David	5	8	41	0	41	5.1	1	16	8.2	42	58	352	16	336	5.8	2	51	8.0
WIGGINS, Carlos	5	3	40	0	40	13.3	0	24	8.0	38	43	503	14	489	11.4	4	35	12.9
JORDAN, Romell	1	6	33	0	33	5.5	0	18	33.0	10	40	258	2	256	6.4	3	72	25.6
ROGERS, Zack	5	2	10	0	10	5.0	0	8	2.0	17	2	10	0	10	5.0	0	8	0.6
WOODHOUSE, Diquon	4	5	11	6	5	1.0	0	7	1.2	4	5	11	6	5	1.0	0	7	1.2
HENDERSON, Reno	5	0	0	0	0	0.0	1	0	0.0	17	0	0	0	0	0.0	1	0	0.0
APODOCA, Austin	4	5	5	16	-11	-2.2	0	5	-2.8	4	5	5	16	-11	-2.2	0	5	-2.8
TEAM	4	8	0	40	-40	-5.0	0	0	-10.0									
Total	5	254	1577	127	1450	5.7	19	70	290.0									
Opponents	5	198	984	197	787	4.0	6	67	157.4									

Passing	gp	effic	comp-att-int	pct	yds	td	lg	avg/g	gp	effic	comp-att-int	pct	yds	td	lg	avg/g
JORDAN, Lamar	5	117.04	29-57-2	50.9	418	2	64	83.6	16	124.67	88-169-7	52.1	1313	8	75	82.1
APODOCA, Austin	4	79.38	16-37-1	43.2	183	0	36	45.8	4	79.38	16-37-1	43.2	183	0	36	45.8
Total	5	102.22	45-94-3	47.9	601	2	64	120.2								
Opponents	5	132.77	86-153-5	56.2	1160	9	93	232.0								

Receiving	gp	no.	yds	avg	td	lg	avg/g	gp	no.	yds	avg	td	lg	avg/g
GAMBLIN, Dameon	5	16	242	15.1	1	62	48.4	28	20	274	13.7	1	62	9.8
WIGGINS, Carlos	5	6	140	23.3	1	64	28.0	38	30	467	15.6	4	64	12.3
HART-JOHNSON, Dela	5	6	48	8.0	0	16	9.6	5	6	48	8.0	0	16	9.6
GIPSON, Teriyon	4	4	9	2.2	0	6	2.2	25	20	131	6.6	1	32	5.2
WHITE, Reece	5	3	48	16.0	0	26	9.6	34	15	272	18.1	2	50	8.0
BUNDY, Marquis	5	3	35	11.7	0	20	7.0	42	27	320	11.9	2	39	7.6
DAVIS, Chris	3	3	31	10.3	0	12	10.3	13	3	31	10.3	0	12	2.4
JONES, Ridge	5	2	29	14.5	0	21	5.8	28	7	62	8.9	0	21	2.2
QUARELLS, Matt	2	1	17	17.0	0	17	8.5	2	1	17	17.0	0	17	8.5
CHESTNUT, Daryl	5	1	2	2.0	0	2	0.4	5	1	2	2.0	0	2	0.4
Total	5	45	601	13.4	2	64	120.2							
Opponents	5	86	1160	13.5	9	93	232.0							

Total Offense	g	plays	rush	pass	total	avg/g	g	plays	rush	pass	total	avg/g
JORDAN, Lamar	5	108	404	418	822	164.4	16	340	1016	1313	2329	145.6
PRESSLEY, Jhurell	5	73	347	0	347	69.4	5	73	347	0	347	69.4
GIPSON, Teriyon	4	42	255	0	255	63.8	25	230	1284	0	1284	51.4
APODOCA, Austin	4	42	-11	183	172	43.0	4	42	-11	183	172	43.0
McQUARLEY, Richard	5	24	127	0	127	25.4	5	24	127	0	127	25.4
CHESTNUT, Daryl	5	8	103	0	103	20.6	5	8	103	0	103	20.6
OWENS, Tyrone	5	12	88	0	88	17.6	5	12	88	0	88	17.6
GAMBLIN, Dameon	5	7	48	0	48	9.6	28	9	78	0	78	2.8
ANAYA, David	5	8	41	0	41	8.2	42	60	336	18	354	8.4
WIGGINS, Carlos	5	3	40	0	40	8.0	38	43	489	0	489	12.9
JORDAN, Romell	1	6	33	0	33	33.0	10	40	256	0	256	25.6
ROGERS, Zack	5	2	10	0	10	2.0	17	2	10	0	10	0.6
WOODHOUSE, Diquon	4	5	5	0	5	1.2	4	5	5	0	5	1.2
TEAM	4	8	-40	0	-40	-10.0						
Total	5	348	1450	601	2051	410.2						
Opponents	5	351	787	1160	1947	389.4						

SEASON

CAREER

Scoring	td fg		PAT				dpx saf		pts	td fg		PAT				dpx saf		pts	
	kick	rush	rcv	pass	kick	rush	rcv	pass		kick	rush	rcv	pass	dpx	saf				
SANDERS, Jason	-	3-7	22-22	-	-	-	-	-	-	-	3-7	22-22	-	-	-	-	-	-	31
JORDAN, Lamar	3	-	-	1-1	-	-	-	-	-	6	-	-	1-1	-	-	-	-	-	20
GIPSON, Teriyon	3	-	-	-	-	-	-	-	-	17	-	-	-	-	-	-	-	-	18
McQUARLEY, Richard	3	-	-	-	-	-	-	-	-	3	-	-	-	-	-	-	-	-	18
PRESSLEY, Jhurell	3	-	-	-	-	-	-	-	-	3	-	-	-	-	-	-	-	-	18
OWENS, Tyrone	3	-	-	-	-	-	-	-	-	3	-	-	-	-	-	-	-	-	18
CHESTNUT, Daryl	2	-	-	-	-	-	-	-	-	2	-	-	-	-	-	-	-	-	12
GAMBLIN, Dameon	1	-	-	-	-	-	-	-	-	1	-	-	-	-	-	-	-	-	6
ANAYA, David	1	-	-	-	-	-	-	-	-	3	-	-	-	-	-	-	-	-	6
HENDERSON, Reno	1	-	-	-	-	-	-	-	-	1	-	-	-	-	-	-	-	-	6
CROSBY, Lee	1	-	-	-	-	-	-	-	-	1	-	-	-	-	-	-	-	-	6
GREEN, Travis	1	-	-	-	-	-	-	-	-	1	-	-	-	-	-	-	-	-	6
WIGGINS, Carlos	1	-	-	-	-	-	-	-	-	12	-	-	0-1	-	-	-	-	-	6
TEAM	-	-	-	-	-	-	-	-	1	2	-	-	-	-	-	-	-	-	2
Total	23	3-7	22-22	1-1	-	-	-	-	1	173	-	-	-	-	-	-	-	-	131
Opponents	15	9-9	14-15	-	-	-	-	-	-	131	-	-	-	-	-	-	-	-	131

Punt Returns	no.	yds	avg	td	lg	no.	yds	avg	td	lg
WIGGINS, Carlos	4	24	6.0	0	13	4	24	6.0	0	13
DAVIS, Chris	1	0	0.0	0	0	8	35	4.4	0	13
Total	5	24	4.8	0	13					
Opponents	5	18	3.6	0	9					

Kick Returns	no.	yds	avg	td	lg	no.	yds	avg	td	lg
WIGGINS, Carlos	9	210	23.3	0	37	74	2028	27.4	4	100
CHESTNUT, Daryl	3	70	23.3	0	30	3	70	23.3	0	30
JONES, Ridge	1	16	16.0	0	16	15	378	25.2	1	100
GREEN, Travis	1	8	8.0	0	8	1	8	8.0	0	8
WHITE, Reece	1	9	9.0	0	9	4	50	12.5	0	18
Total	15	313	20.9	0	37					
Opponents	8	174	21.8	0	34					

Interceptions	no.	yds	avg	td	lg	no.	yds	avg	td	lg
BYRD, Markel	2	0	0.0	0	0	3	21	7.0	0	21
JONES, Cranston	1	15	15.0	0	15	5	76	15.2	2	39
GREEN, Travis	1	32	32.0	1	32	1	32	32.0	1	32
COX, Dakota	1	8	8.0	0	8	2	24	12.0	0	16
Total	5	55	11.0	1	32					
Opponents	3	14	4.7	0	14					

Fumble Returns	no.	yds	avg	td	lg	no.	yds	avg	td	lg
CROSBY, Lee	0	0	0.0	1	0	0	0	0.0	1	0
Total	0	0	0.0	1	0					
Opponents	0	0	0.0	0	0					

SEASON

CAREER

All Purpose	g	rush	rcv	pr	kr	ir	total	avg/g	g	rush	rcv	pr	kr	ir	total	avg/g
WIGGINS, Carlo	5	40	140	24	210	0	414	82.8	38	489	467	24	2028	0	3008	79.2
JORDAN, Lamar	5	404	0	0	0	0	404	80.8	16	1016	0	0	0	0	1016	63.5
PRESSLEY, Jhur	5	347	0	0	0	0	347	69.4	5	347	0	0	0	0	347	69.4
GAMBLIN, Dame	5	48	242	0	0	0	290	58.0	28	78	274	59	0	0	411	14.7
GIPSON, Teriyon	4	255	9	0	0	0	264	66.0	25	1284	131	0	40	0	1455	58.2
CHESTNUT, Dar	5	103	2	0	70	0	175	35.0	5	103	2	0	70	0	175	35.0
McQUARLEY, Ri	5	127	0	0	0	0	127	25.4	5	127	0	0	0	0	127	25.4
OWENS, Tyrone	5	88	0	0	0	0	88	17.6	5	88	0	0	0	0	88	17.6
WHITE, Reece	5	0	48	0	9	0	57	11.4	34	0	272	0	50	0	322	9.5
HART-JOHNNSO	5	0	48	0	0	0	48	9.6	5	0	48	0	0	0	48	9.6
JONES, Ridge	5	0	29	0	16	0	45	9.0	28	114	62	0	378	0	554	19.8
ANAYA, David	5	41	0	0	0	0	41	8.2	42	336	170	0	475	0	981	23.4
GREEN, Travis	5	0	0	0	8	32	40	8.0	5	0	0	0	8	32	40	8.0
BUNDY, Marquis	5	0	35	0	0	0	35	7.0	42	6	320	0	0	0	326	7.8
JORDAN, Romell	1	33	0	0	0	0	33	33.0	10	256	22	0	0	0	278	27.8
DAVIS, Chris	3	0	31	0	0	0	31	10.3	13	0	31	35	0	0	66	5.1
QUARELLS, Matt	2	0	17	0	0	0	17	8.5	2	0	17	0	0	0	17	8.5
JONES, Cransto	5	0	0	0	0	15	15	3.0	41	0	0	0	0	76	76	1.9
ROGERS, Zack	5	10	0	0	0	0	10	2.0	17	10	0	0	0	0	10	0.6
COX, Dakota	5	0	0	0	0	8	8	1.6	26	0	0	0	0	24	24	0.9
WOODHOUSE,	4	5	0	0	0	0	5	1.2	4	5	0	0	0	0	5	1.2
APODOCA, Austi	4	-11	0	0	0	0	-11	-2.8	4	-11	0	0	0	0	-11	-2.8
TEAM	4	-40	0	0	0	0	-40	-10.0								
Total	5	1450	601	24	313	55	2443	488.6								
Opponents	5	787	1160	18	174	14	2153	430.6								

Field Goals	att	good	long	blkd	att	good	long	blkd
SANDERS, Jason	7	3	32	0	7	3	32	0
Total	7	3	32	0				
Opponents	9	9	41	0				

Punting	no.	yds	avg	lg	blk	no.	yds	avg	lg	blk
ROGERS, Zack	27	1140	42.2	69	0	83	3524	42.5	69	1
Total	27	1140	42.2	69	0					
Opponents	28	1147	41.0	60	0					

Kickoffs	no.	yds	avg	tb	ob	no.	yds	avg	tb	ob
SANDERS, Jason	31	1998	64.5	23	0	93	5849	62.9	60	1
Total	31	1998	64.5	23	0					
Opponents	28	1660	59.3	11	2					

##	Defensive Leaders	SEASON										CAREER										
		gp	ua	a	total	tfl	sack	int	pbu	fr	ff	blk	gp	ua	a	total	tfl	sack	int	pbu	fr	ff
2C	CARSON, Kimmie	5	33	5	38	4.5	1.5	17	60	40	100	9.5	2.5	.	3	1	1	.
49	COX, Dakota	5	23	14	37	6.5	3.5	1	1	.	.	26	112	140	252	9.5	3.5	2	4	1	.	.
5C	CROSBY, Lee	5	17	10	27	2.5	1.0	.	2	1	1	5	17	10	27	2.5	1.0	.	2	1	1	.
58	DANIELS, Mauric	5	15	6	21	6.5	3.5	.	1	.	1	5	15	6	21	6.5	3.5	.	1	.	1	.
22	BYRD, Markel	5	11	7	18	1.5	1.0	2	.	.	.	17	42	26	68	1.5	1.0	3	2	.	1	.
2L	LANGFORD, Ryan	5	7	10	17	4.5	1.5	.	1	.	.	16	36	43	79	6.5	1.5	.	1	.	.	.
14	HENRY, Daniel	5	10	5	15	1.0	1.0	.	1	.	.	7	13	14	27	1.0	1.0	.	1	.	.	.
21	DUNCAN, Donnie	5	14	1	15	1.0	.	.	1	.	.	37	34	9	43	1.0	.	1	2	1	1	.
12	SANTOS, Ryan	5	7	7	14	0.0	.	.	1	.	.	27	39	34	73	2.0	.	.	1	.	1	.
54	WHITE, Donnie	5	7	4	11	3.5	2.0	.	1	.	.	26	22	25	47	6.0	3.0	.	3	.	1	.
9H	HUGHES, Garrett	5	6	4	10	3.5	2.0	.	1	.	.	16	8	6	14	3.5	2.0	.	2	.	1	.
91	D'AVANZO, Nik	5	5	5	10	2.0	0.5	.	.	1	.	28	39	54	93	12.0	6.0	.	.	3	1	1
19	MARTIN, Nias	5	9	.	9	1.0	5	9	.	9	1.0
3	JONES, Cranston	5	8	.	8	0.0	.	1	3	.	.	41	59	31	90	4.0	.	5	14	1	.	.
8	BENNETT, Ricky	4	5	3	8	0.0	15	17	19	36	0.0
92	UDEH, William	5	2	5	7	0.0	25	15	17	32	2.5	1.5	.	1	.	.	.
5T	TIMMONS, Taylor	5	4	3	7	3.0	1.5	5	4	3	7	3.0	1.5
98	OKONKWO, Kene	5	2	3	5	1.5	12	5	3	8	2.5	1.0
4B	BROWN, Isaiah	3	4	1	5	0.0	.	.	1	.	.	18	9	7	16	0.5	.	1	3	1	.	.
28	ROTHSCHILLER, Jake	5	3	1	4	0.0	5	3	1	4	0.0
32	ARREDONDO, Michael	5	1	3	4	0.0	33	8	9	17	0.5	.	.	.	1	.	.
29	DONALDSON, Kenya	4	1	2	3	0.5	7	1	2	3	0.5
23	ADEWON, Tayo	5	1	1	2	0.0	10	1	1	2	0.0
27	PARKER, Bijon	5	2	.	2	0.0	5	2	.	2	0.0
15	RUSSO, John	5	1	1	2	0.0	21	3	3	6	0.0
2M	MACKEY, Marquez	1	1	.	1	0.0	1	1	.	1	0.0
2W	WOODHOUSE, Diquon	4	1	.	1	0.0	4	1	.	1	0.0
53	BAKER, Cody	5	1	.	1	0.0	5	1	.	1	0.0
52	MABANY, Sam	3	1	.	1	0.0	4	1	.	1	0.0
46	WALSH, Michael	5	1	.	1	0.0	.	.	.	1	.	6	1	.	1	0.0	.	.	.	1	.	.
9	GREEN, Travis	5	1	.	1	0.0	.	1	.	.	.	5	1	.	1	0.0	.	1
25	ANAYA, David	5	1	.	1	0.0	42	6	6	12	0.0	1	.
80	WHITE, Reece	5	1	.	1	0.0	34	2	.	2	0.0
95	SANDERS, Jason	5	.	1	1	0.0	17	1	4	5	0.0
59	LEE, Chris	5	.	.	.	0.0	.	.	1	.	.	14	2	1	3	1.0	1.0	.	.	1	.	.
6	PRESSLEY, Jhurell	5	.	.	.	0.0	.	.	1	.	.	5	.	.	.	0.0	.	.	.	1	.	.
	TM TEAM	4	.	.	.	0.0
	Total	5	206	102	308	43	19	5	14	5	2
	Opponents	5	230	94	324	25	3	3	11	2	2

TEAM STATISTICS

Date	Opponent	Rushing				Receiving				Passing				Kick Returns				Punt Returns				tot off		
		no.	yds	td	lg	no.	yds	td	lg	cmp	att	int	yds	td	lg	no.	yds	td	lg	no.	yds		td	lg
Sep 05	MISS. VALLEY STATE	52	339	8	64	12	172	0	26	12	19	0	172	0	26	1	32	0	32	3	17	0	13	511
Sep 12	TULSA	47	224	2	26	11	166	1	62	11	21	1	166	1	62	5	110	0	37	0	0	0	0	390
Sep 18	at Arizona State	47	184	1	65	12	111	0	36	12	29	1	111	0	36	3	48	0	20	1	7	0	7	295
Sep 26	at Wyoming	47	302	4	56	5	107	1	64	5	8	0	107	1	64	2	45	0	30	0	0	0	0	409
Oct 03	NEW MEXICO STATE	61	401	4	70	5	45	0	12	5	17	1	45	0	12	4	78	0	34	1	0	0	0	446
Opponents		254	1450	19	70	45	601	2	64	45	94	3	601	2	64	15	313	0	37	5	24	0	13	2051
Opponents		198	787	6	67	86	1160	9	93	86	153	5	1160	9	93	8	174	0	34	5	18	0	9	1947

Games: 5 • Avg/rush: 5.7 • Avg/catch: 13.4 • Pass effic: 102.22 • KR avg: 20.9 • PR avg: 4.8 • All purpose avg/game: 488.6 • Total offense avg/gm: 410.2

Date	Opponent	Tackles				Sacks no-yds	Fumble		Pass Defense			blkd kick	PAT Attempts			off		
		ua	a	total	tfl-yds		ff	fr-yds	int-yds	qbh	brup		kick	rush	rcv	saf	t/o	pts
Sep 05	MISS. VALLEY STATE	37	26	63	13.0-71	6.0-45	1	2-0	1-32	3	1	0	9-9	0	0	0	17	66
Sep 12	TULSA	55	28	83	5.0-24	2.0-19	0	1-0	0-0	1	4	0	3-3	0	0	0	0	21
Sep 18	at Arizona State	28	24	52	5.0-18	1.0-11	0	1-0	0-0	3	3	0	1-1	0	0	0	3	10
Sep 26	at Wyoming	44	12	56	10.0-39	3.0-22	0	0-0	2-8	0	3	0	5-5	0	0	0	3	38
Oct 03	NEW MEXICO STATE	42	12	54	10.0-43	7.0-38	1	1-0	2-15	3	3	0	4-4	1	0	1	7	38
Opponents		206	102	308	43.0-195	19.0-135	2	5-0	5-55	10	14	0	22-22	1	0	1	30	173
Opponents		230	94	324	25.0-79	3.0-15	2	2-0	3-14	1	11	0	14-15	0	0	0	16	131

Date	Opponent	Punting										Field Goals			Kickoffs				
		no.	yds	avg	long	blkd	tb	fc	50+	i20	md-att	long	blkd	no.	yds	avg	tb	ob	
Sep 05	MISS. VALLEY STATE	1	42	42.0	42	0	0	0	0	0	1-1	28	0	11	715	65.0	5	0	
Sep 12	TULSA	6	266	44.3	50	0	0	4	1	1	0-1	0	0	4	260	65.0	4	0	
Sep 18	at Arizona State	9	382	42.4	61	0	1	3	2	2	1-2	32	0	3	195	65.0	2	0	
Sep 26	at Wyoming	5	198	39.6	58	0	0	2	1	2	1-1	22	0	7	440	62.9	7	0	
Oct 03	NEW MEXICO STATE	6	252	42.0	69	0	1	1	1	3	0-2	0	0	6	388	64.7	5	0	
Opponents		27	1140	42.2	69	0	2	10	5	8	3-7	32	0	31	1998	64.5	23	0	
Opponents		28	1147	41.0	60	0	0	5	9	8	9-9	41	0	28	1660	59.3	11	2	

OPPONENT STATISTICS

Date	Opponent	Rushing				Receiving				Passing				Kick Returns				Punt Returns				tot off		
		no.	yds	td	lg	no.	yds	td	lg	cmp	att	int	yds	td	lg	no.	yds	td	lg	no.	yds		td	lg
Sep 05	MISS. VALLEY STATE	40	26	0	27	6	48	0	14	6	16	1	48	0	14	6	122	0	29	0	0	0	0	74
Sep 12	TULSA	59	279	2	22	16	321	2	69	16	30	0	321	2	69	0	0	0	0	1	0	0	0	600
Sep 18	at Arizona State	30	132	1	33	22	317	3	93	22	37	0	317	3	93	1	34	0	34	2	2	0	4	449
Sep 26	at Wyoming	30	42	0	17	30	366	4	37	30	42	2	366	4	37	0	0	0	0	1	9	0	9	408
Oct 03	NEW MEXICO STATE	39	308	3	67	12	108	0	40	12	28	2	108	0	40	1	18	0	18	1	7	0	7	416
		198	787	6	67	86	1160	9	93	86	153	5	1160	9	93	8	174	0	34	5	18	0	9	1947
	New Mexico	254	1450	19	70	45	601	2	64	45	94	3	601	2	64	15	313	0	37	5	24	0	13	2051

Games: 5 • Avg/rush: 4.0 • Avg/catch: 13.5 • Pass effic: 132.77 • KR avg: 21.8 • PR avg: 3.6 • All purpose avg/game: 430.6 • Total offense avg/gm: 389.4

Date	Opponent	Tackles				Sacks		Fumble		Pass Defense			blkd	PAT Attempts			off							
		ua	a	total	tfl-yds	no-yds	ff	fr-yds	int-yds	qbh	brup	kick	kick	rush	rcv	saf	t/o	pts						
Sep 05	MISS. VALLEY STATE	40	30	70	3.0-5	0.0-0	0	0-0	0-0	0	4	0	0-0	0	0	0	0	0	0	0	0	0	0	0
Sep 12	TULSA	48	16	64	8.0-29	1.0-5	1	1-0	1-14	0	1	0	4-4	0	0	0	0	10	40					
Sep 18	at Arizona State	56	12	68	7.0-26	2.0-10	0	0-0	1-0	0	4	0	4-4	0	0	0	0	0	34					
Sep 26	at Wyoming	40	12	52	3.0-9	0.0-0	0	0-0	0-0	0	1	0	4-4	0	0	0	0	0	28					
Oct 03	NEW MEXICO STATE	46	24	70	4.0-10	0.0-0	1	1-0	1-0	1	1	0	2-3	0	0	0	0	6	29					
		230	94	324	25.0-79	3.0-15	2	2-0	3-14	1	11	0	14-15	0	0	0	0	16	131					
	New Mexico	206	102	308	43.0-195	19.0-135	2	5-0	5-55	10	14	0	22-22	1	0	1	30	173						

Date	Opponent	Punting										Field Goals			Kickoffs				
		no.	yds	avg	long	blkd	tb	fc	50+	i20	md-att	long	blkd	no.	yds	avg	tb	ob	
Sep 05	MISS. VALLEY STATE	9	316	35.1	44	0	0	2	0	0	0-0	0	0	1	56	56.0	0	0	
Sep 12	TULSA	3	112	37.3	55	0	0	1	1	2	4-4	34	0	9	570	63.3	4	0	
Sep 18	at Arizona State	6	274	45.7	52	0	0	1	3	2	2-2	24	0	7	427	61.0	4	0	
Sep 26	at Wyoming	5	207	41.4	55	0	0	0	2	2	0-0	0	0	4	246	61.5	1	1	
Oct 03	NEW MEXICO STATE	5	238	47.6	60	0	0	1	3	2	3-3	41	0	7	361	51.6	2	1	
		28	1147	41.0	60	0	0	5	9	8	9-9	41	0	28	1660	59.3	11	2	
	New Mexico	27	1140	42.2	69	0	2	10	5	8	3-7	32	0	31	1998	64.5	23	0	

PASSING

Lamar Jordan	Comp	Att	Int	Pct	Yards	TD	Long	Sack	Yds	Effic
Mississippi Valley State	7	7	0	100.0	103	0	26	0	0	223.6
Tulsa	8	14	1	57.1	141	1	62	0	0	151.0
Arizona State	4	11	0	36.4	22	0	13	1	3	53.2
at Wyoming	5	8	0	62.5	107	1	64	0	0	216.1
New Mexico State	5	17	1	29.4	45	0	12	0	0	39.9
Austin Apodoca	Comp	Att	Int	Pct	Yards	TD	Long	Sack	Yds	Effic
Mississippi Valley State	5	12	0	41.7	69	0	16	0	0	90.0
Tulsa	3	7	0	42.9	25	0	10	1	5	72.9
Arizona State	8	18	1	44.4	89	0	36	1	7	74.9
at Wyoming	0	0	0	0.0	0	0	0	0	0	0
Caleb Kimbro	Comp	Att	Int	Pct	Yards	TD	Long	Sack	Yds	Effic
Mississippi Valley State	0	0	0	0.0	0	0	0	0	0	0

RUSHING & RECEIVING

RUSHING	No-Yds/TD	MVSU	TLS	ASU	WY	NMSU	NV	HI	SJ	US	BSU	CS	AF
JORDAN, Lamar	51-404/3	5-62/1	9-35/0	6-3/0	15-147/1	16-157/1							
PRESSLEY, Jhu.	73-347/3	10-47/1	11-42/0	17-56/0	17-103/1	18-99/1							
GIPSON, Teriyon	42-255/3	DNP	9-71/2	10-35/0	4-7/0	19-142/1							
McQUARLEY, R.	24-127/3	11-53/0	1-2/0	3-3/0	5-55/2	4-14/1							
CHESTNUT, Daryl	8-103/2	6-108/2	2--5/0	-	-	-							
OWENS, Tyrone	12-88/3	3-11/2	4-3/0	4-72/1	1-2/0	-							
GAMBLIN, Dameon	7-48/0	2-11/0	4-42/0	1--5/0	-	-							
ANAYA, David	8-41/1	2-12/1	-	3-22/0	2-2/0	1-5/0							
WIGGINS, Carlos	3-40/0	0-7/0	3-33/0	-	-	-							
JORDAN, Romell	6-33/0	6-33/0	DNP	DNP	DNP	DNP							
ROGERS, Zack	2-10/0	-	2-10/0	-	-	-							
WOODHOUSE, Diq.	5-5/0	5-5/0	-	-	DNP	-							
APODOCA, Austin	5--11/0	-	2--9/0	3--2/0	-	DNP							
TEAM	8--40/0	2--10/0	-	DNP	3--14/0	3--16/0							

RECEIVING	No-Yds/TD	MVSU	TLS	ASU	WY	NMSU	NV	HI	SJ	US	BSU	CS	AF
GAMBLIN, Dameon	16-242/1	3-45/0	8-131/1	4-54/0	-	1-12/0							
WIGGINS, Carlos	6-140/1	2-19/0	1-39/0	2-18/0	1-64/1	-							
HART-JOHNSON, D	6-48/0	2-25/0	1--2/0	1-2/0	1-11/0	1-12/0							
WHITE, Reece	3-48/0	1-26/0	-	2-22/0	-	-							
BUNDY, Marquis	3-35/0	-	-	-	1-20/0	2-15/0							
DAVIS, Chris	3-31/0	2-19/0	DNP	1-12/0	DNP	-							
JONES, Ridge	2-29/0	1-21/0	-	-	1-8/0	-							
QUARELLS, Matt	1-17/0	1-17/0	DNP	-	DNP	DNP							
GIPSON, Teriyon	4-9/0	DNP	1--2/0	1-1/0	1-4/0	1-6/0							
CHESTNUT, Daryl	1-2/0	-	-	1-2/0	-	-							

Total Tackles	UA-A	Total	MVSU	TLS	ASU	WY	NMSU	NV	HI	SJ	US	BSU	CS	AF
CARSON, Kimmie	33-5	38	3-0	11-1	5-1	8-2	6-1							
COX, Dakota	23-14	37	1-2	7-5	4-3	5-3	6-1							
CROSBY, Lee	17-10	27	1-1	5-3	2-3	2-1	7-2							
DANIELS, Mauric	15-6	21	4-3	3-1	3-1	1-1	4-0							
BYRD, Markel	11-7	18	1-0	4-5	0-2	2-0	4-0							
LANGFORD, Ryan	7-10	17	1-2	1-3	1-3	2-0	2-2							
HENRY, Daniel	10-5	15	2-0	1-0	0-2	4-2	3-1							
DUNCAN, Donnie	14-1	15	2-1	2-0	5-0	5-0	-							
SANTOS, Ryan	7-7	14	0-1	2-3	2-1	2-0	1-2							
WHITE, Donnie	7-4	11	3-2	2-0	0-1	1-0	1-1							
HUGHES, Garrett	6-4	10	0-2	4-0	1-1	0-1	1-0							
D'AVANZO, Nik	5-5	10	2-2	1-0	0-2	2-1	-							
MARTIN, Nias	9-0	9	4-0	1-0	2-0	-	2-0							
BENNETT, Ricky	5-3	8	1-0	4-3	-	-	DNP							
JONES, Cranston	8-0	8	1-0	2-0	1-0	4-0	-							
TIMMONS, Taylor	4-3	7	1-1	1-0	0-1	2-0	0-1							
UDEH, William	2-5	7	1-1	0-2	0-1	1-1	-							
OKONKWO, Kene	2-3	5	2-1	0-2	-	-	-							
BROWN, Isaiah	4-1	5	DNP	1-0	DNP	1-0	2-1							
ARREDONDO, M.	1-3	4	0-3	1-0	-	-	-							
DONALDSON, K.	2-2	4	1-2	1-0	-	-	DNP							
ROTHSCHILLER, J	3-1	4	0-1	-	1-0	1-0	1-0							
ADEWON, Tayo	1-1	2	0-1	-	-	-	1-0							
RUSSO, John	1-1	2	-	-	1-1	-	-							
PARKER, Bijon	2-0	2	1-0	-	-	-	1-0							
MABANY, Sam	1-0	1	1-0	-	-	DNP	DNP							
BAKER, Cody	1-0	1	1-0	-	-	-	-							
WALSH, Michael	1-0	1	1-0	-	-	-	-							
WOODHOUSE, Diq.	1-0	1	1-0	-	-	DNP	-							
ANAYA, David	1-0	1	1-0	-	-	-	-							
GREEN, Travis	1-0	1	-	1-0	-	-	-							
SANDERS, Jason	0-1	1	-	-	0-1	-	-							
WHITE, Reece	1-0	1	-	-	-	1-0	-							

INDIVIDUAL

50-YARD TOUCHDOWN RUN

New Mexico: 70, Lamar Jordan vs. New Mexico State (10/3/2015)
Opponent: 51, Larry Rose III, New Mexico State (10/3/2015)
70-YARD RUN

New Mexico: 70, Lamar Jordan vs. New Mexico State (10/3/2015)
Opponent: 76, Dee Hart, Colorado State (11/22/2014)

70-YARD RECEPTION

New Mexico: 75, Tyler Duncan from Lamar Jordan vs. Wyoming (11/29/2014)

Opponent: 93, Demario Richard from Mike Bercovici, Arizona State (9/18/2015)

30 RUSHING ATTEMPTS

New Mexico: 41, Kasey Carrier at UTEP (2013)

Opponent: 33, Zack Langer, Tulsa (9/12/2015)

150 YARDS RUSHING

New Mexico: 157, Lamar Jordan vs. New Mexico State (10/3/2015)
Opponent: 260, Larry Rose III, New Mexico State (10/3/2015)

200 YARDS RUSHING

New Mexico: 208, Teriyon Gipson vs. Boise State (11/8/2014)

Opponent: 260, Larry Rose III, New Mexico State (10/3/2015)

TWO PLAYERS, 100 + YARDS RUSHING

New Mexico: Lamar Jordan (157) & Teriyon Gipson (142) vs. New Mexico State (10/3/2015)

Opponent: Zack Langer (139) and D'Angelo Brewer (133), Tulsa (9/12/2015)

THREE PLAYERS, 100 + YARDS RUSHING

New Mexico: Kasey Carrier (192), Carlos Wiggins (119) & Cole Gautsche (108) vs. UNLV (2013)

Opponent: Alvester Alexander (151), Robert Herron (122) & Austyn Carta-Samuels (119), Wyoming (2010)

30 PASS COMPLETIONS

New Mexico: 30, B.R. Holbrook vs. Texas Tech (2010)

Opponent: 30, Cameron Coffman, Wyoming (9/26/2015)

50 PASS ATTEMPTS

New Mexico: 50, B.R. Holbrook vs. Texas Tech (2010)

Opponent: 50, Willie Tuitama, Arizona (2008)

400 YARDS PASSING

New Mexico: 408, Casey Kelly vs. UNLV (2003)

Opponent: 527, Derek Carr, Fresno State (2013)

100 YARDS RUSHING & PASSING

New Mexico: Lamar Jordan (147 rushing, 107 passing) at Wyoming (9/26/2015)

Opponent: Brett Smith, Wyoming (138 rushing, 247 passing) (2013)

500 YARDS TOTAL OFFENSE

New Mexico: 594, Jeremy Leach vs. Utah (1989)

Opponent: 527, Derek Carr, Fresno State (2013)

10 PASS RECEPTIONS

New Mexico: 11, Ty Kirk vs. New Mexico State (2011)

Opponent: 10, Rashard Higgins, Colorado State (11/22/2014)

150 YARDS RECEIVING

New Mexico: 209, Deon Long vs. Sam Houston State (2011)

Opponent: 151, Demario Richard, Arizona State (9/18/2015)

2+ PLAYERS, 100 + YARDS RECEIVING

New Mexico: Deon Long (209) & Ty Kirk (127) vs. Sam Houston State (2011)

Opponent: Keyarris Garrett (102) and Josh Atkinson (119), Tulsa (9/12/2015)

SCORED THREE TOUCHDOWNS

New Mexico: 3, Teriyon Gipson vs. Boise State (11/8/2014)

Opponent: 3, Larry Rose III, New Mexico State (10/3/2015)

FOUR TOUCHDOWN PASSES

New Mexico: 4, Graham Leigh vs. Utah State (1998)

Opponent: 4, Cameron Coffman, Wyoming (9/26/2015)

FOUR RUSHING TOUCHDOWNS

New Mexico: 4, Kasey Carrier at UTEP (2013)

Opponent: 5, Dee Hart, Colorado State (11/22/2014)

THREE TOUCHDOWN RECEPTIONS

New Mexico: 3, Deon Long vs. Sam Houston State (2011)

Opponent: 3, Matt Miller, Boise State (2013)

FIVE FIELD GOALS

New Mexico: 5, James Aho vs. Arizona (2008)

Opponent: 5, Drew Dunning, Washington St. (2003)

50-YARD FIELD GOAL

New Mexico: 51, James Aho vs. Wyoming (2010)

Opponent: 52, Ben Jaekle, UNLV (2008)

TWO INTERCEPTIONS

New Mexico: 2, Destry Berry vs. Texas State (2012)

Opponent: 2, Jon Davis, Air Force (2009)

TWO FUMBLE RECOVERIES

New Mexico: 2, A.J. Butler vs. Utah (2010)

PUNT RETURN FOR TOUCHDOWN (no block)

New Mexico: 63 yards, Dwight Counter vs. Weber State (2002)

Opponent: 65 yards, Jolo Natson, Utah State (2013)

TWO PUNT RETURNS FOR TOUCHDOWN (no block)

New Mexico: Has not occurred

Opponent: 64 yards, 61 yards Cliff Harris, Oregon (2010)

KICKOFF RETURN FOR A TOUCHDOWN

New Mexico: 97 yards, Carlos Wiggins vs. Wyoming (11/29/2014)

Opponent: 100 yards, Mike Edwards, Hawaii (2012)

INTERCEPTION RETURN FOR TOUCHDOWN

New Mexico: 32 yards, Travis Green vs. Mississippi Valley State (9/5/2015)

Opponent: 65 yards, Alex Means, Air Force (2012)

BLOCKED PAT

New Mexico: Brett Bowers at UTSA (10/4/2014)

Opponent: Troy Timmerman, Air Force (2013)

BLOCKED FIELD GOAL

New Mexico: Nik D'Avanzo vs. Fresno State (2013)

Opponent: Will Tutein, Wyoming (11/29/2014)

BLOCKED FIELD GOAL RETURN

New Mexico: 45 yards, Anthony Hooks vs. UTEP (2010)

Opponent: Has not occurred

BLOCKED PUNT

New Mexico: Victor James at San Diego State (2009)

Opponent: Kamalei Correa, Boise State (11/8/2014)

FUMBLE RETURN FOR A TOUCHDOWN

New Mexico: 0 yards, Lee Crosby vs. New Mexico State (10/3/2015)

Opponent: 25 yards, Marlon Johnson, Nevada (2011)

DEFENSIVE TWO-POINT CONVERSION

New Mexico: Brandon Branch vs. Arizona State (9/6/2014)

Opponent: Has not occurred

TEAM

OVERTIME GAME

Won 42-35 (OT) at UTEP (2013)

SHUTOUT

New Mexico: 66-0 vs. Mississippi Valley State (9/5/2015); FBS: 24-0 vs. Wyoming (2008)

Opponent: 45-0, Texas (2012)

50 POINTS

New Mexico: 66 vs. Mississippi Valley State (9/5/2015)

Opponent: 60, Boise State (11/8/2014)

60 RUSHING ATTEMPTS

New Mexico: 61 vs. New Mexico State (10/3/2015)

Opponent: 74, Air Force (10/18/2014)

300 YARDS RUSHING

New Mexico: 401 vs. New Mexico State (10/3/2015)

Opponent: 397, San Diego State (10/10/2014)

400 YARDS RUSHING

New Mexico: 401 vs. New Mexico State (10/3/2015)

Opponent: 423, Arizona State (9/6/2014)

FOUR RUSHING TDS

New Mexico: 4 vs. New Mexico State (10/3/2015)

Opponent: 5, Colorado State (11/22/2014)

400 YARDS PASSING

New Mexico: 434 vs. Sam Houston State (2011)

Opponent: 406, Colorado State (2014)

FOUR PASSING TDS

New Mexico: 4 vs. Sam Houston State (2011)

Opponent: 4 at Wyoming (9/26/2015)

500 YARDS TOTAL OFFENSE

New Mexico: 511 vs. Mississippi Valley State (9/5/2015)

Opponent: 600, Tulsa (9/12/2015)

30 FIRST DOWNS

New Mexico: 33 vs. San Diego State (2005)

Opponent: 31, Tulsa (9/12/2015)

INTERCEPTED FIVE PASSES

New Mexico: 5 vs. San Diego State (2003)

Opponent: 5, Colorado State (2001)

100 YARDS IN PENALTIES

New Mexico: 154 vs. Tulsa (9/12/2015)

Opponent: 141, BYU (2010)

LOST FIVE FUMBLES

New Mexico: 5 vs. Brigham Young (1984)

Opponent: 5, Air Force (2007)

FAILED TO GAIN 100 YARDS RUSHING

New Mexico: 84 vs. Texas Tech (2012)

Opponent: 42 at Wyoming (9/26/2015)

FAILED TO GAIN 100 YARDS PASSING

New Mexico: 45 vs. New Mexico State (10/3/2015)

Opponent: 48 vs. Mississippi Valley State (9/5/2015)

FAILED TO GAIN 200 YARDS TOTAL OFFENSE

New Mexico: 127, Texas Tech (2012)

Opponent: 74 vs. Mississippi Valley State (9/5/2015)

RECORDED A SAFETY

New Mexico: Maurice Daniels sacked New Mexico State's Nick Jeanty in the end zone (10/3/2015)

Opponent: Team safety, TCU (2009)

NO PUNTS

New Mexico: vs. Colorado State (2013)

Opponent: Oregon (2010)

SCORED TDS ON OFFENSE, DEFENSE AND SPECIAL TEAMS

New Mexico: vs. Wyoming (11/29/2014)

Opponent: Utah (2010)

TOP MARKS BY UNM OPPONENTS VS. LOBOS

	INDIVIDUAL	TEAM	INDIVIDUAL	TEAM
First Downs		38, Texas Tech (2012)	INTs	3, Gerald Campbell, UTEP (1950)
Rushing Att.	47, Steve Bartalo, CSU (1985)			3, Gene Franz, BYU (1962)
		82, Air Force (1987)		3, Derwin Gray, BYU (1990)
Rushing Yards	325, Andre Davis, TCU (1994)			7, UTEP (1950)
		646, Air Force (1987)		7, West Texas (1950)
Long TD	94, Alvester Alexander, Wyoming (2010)			7, Arizona (1953)
Rushing Tds	6, Kapri Bibbs, Colorado State (2013)		Rec. Yards	263, Jay Miller, BYU (1973)
		10, Air Force (1987)	Receptions	22, Jay Miller, BYU (1973)
Pass Att.	69, Sonny Cumbie, Texas Tech (2004)		TD Rec.	4, Kirk Pendleton, BYU (1983)
		69, Texas Tech (2004)		4, Roger Garidel, Utah (1971)
Pass Comp.	47, Chase Holbrook, New Mexico St. (2007)		INT Return	100, Larry Durham, UTEP (1962)
		47, New Mexico St. (2007)	Field Goals	5, Hawai'i (1981)
Passing Yards	585, Robbie Bosco, BYU (1985)			5, Washington St. (2003)
		585, BYU (1985)	Long FG	56, Owen Pochman, BYU (2000)
Long Pass	98, Jack Steptoe from Dan Hagemann, Utah (1976)		Punts	13, Lonnie Crittenden, UTEP (1962)
Total Plays	84, Brad Smith, Missouri (2005)			13, UTEP (1962)
		105, Missouri (2005)		13, UTEP (1983)
Total Off.	592, Robbie Bosco, BYU (1985)		Long Punt	89, Jeff Babcock, Colorado St. (2004)
		822, Fresno State (2013)	Punt Return	95, Morris Owens, Arizona St. (1972)
TD Passes	7, Derek Carr, Fresno State (2013)		KO Return	100, Cedric Johnson, UTEP (1996)
		7, Fresno State (2013)		100, Ivory McCann, Texas Tech (2001)
		7, UTEP (1967)		

SEASON BOX SCORES



0

GAME 1 - SEPT. 5, 2015
ALBUQUERQUE, N.M.
ATT: 21,930

66

UNIVERSITY OF NEW MEXICO FOOTBALL



40

GAME 2 - SEPT. 12, 2015
ALBUQUERQUE, N.M.
ATT: 24,167

21

ALBUQUERQUE, N.M. — The University of New Mexico got a school-record tying eight rushing touchdowns and UNM's defense allowed fewer than 100 yards and recorded its first shutout since 2008 as the Lobos opened the season with a 66-0 win over Mississippi Valley State of the FCS.

The win was the largest shutout victory in 65 years, and the largest margin of victory in 55 years. The Lobos rolled up 511 yards while allowing just 74. The game actually opened up with the Delta Devils holding UNM to a three-and-out, forcing a punt. That punt was the only punt of the game as UNM scored on its next nine drives.

UNM opened the scoring with a 28-yard touchdown run from Lamar Jordan, who also went a perfect 7-for-7 passing on the evening. The Lobos then caught a break when a Romell Jordan fumble rolled into the end zone for a touchdown when starting left tackle Reno Henderson fell on the ball. It marked the first touchdown by an offensive lineman in at least 40 years. UNM then scored 17 seconds later after a fumble when Jhurrell Pressley darted in, and the rout was on.

Tyrone Owens scored two second quarter touchdowns, David Anaya added one in the third, and Daryl Chestnut's first two career carries went for 64- and 37-yard scores. Travis Green ended the scoring with a 32-yard touchdown on an interception return.

Kicker Jason Sanders, who won the placekicking job in camp, was 9-for-9 on extra points and hit a 28-yard field goal.

TEAM NOTES:

- *Attendance, despite a downpour right before the game, was 21,930. UNM's season tickets sales hit 10,277.
- *New Mexico's 38 first half points were tied for the ninth-most in school history for any half and tied for the sixth-most in school history for a first half.
- *UNM's eight rushing touchdowns tied the school record for rushing touchdowns in a game. UNM had previously done it four other times, the last against San Diego State on October 18, 2008 in a 70-7 Lobo win. It also tied the Mountain West record for rushing touchdowns in a game.
- *New Mexico held Mississippi Valley State to 26 yards rushing. The last time UNM allowed fewer than 100 yards rushing was in 2012 when the Lobos held Wyoming to just 55 yards.
- *It was the third time Bob Davie's team has scored 66 points (66-17 vs. NMSU in 2013, 66-17 vs. Southern in 2012).

ALBUQUERQUE, N.M. — The University of Tulsa was consistent, scoring 10 points in each quarter as New Mexico made a rash of uncharacteristic mistakes and lost to the Golden Hurricane 40-21 in front of 24,167 on Branch Field at University Stadium.

The game saw the lead see-saw back in forth in the opening half. UNM opened the scoring with a quick and efficient six-play drive, all on the ground with the last 13 from Teriyon Gipson, but Tulsa answered right back, and even faster. The Golden Hurricane got a 69-yard pass from Dane Evans for Josh Atkinson on their third play for a 7-7 game. After the first of four Redford Jones field goals made it 10-7, Lamar Jordan hit Dameon Gamblin for a 62-yard touchdown and UNM led 14-10 after one. Tulsa took the lead for good on another long Evans pass, this 41 yards for Kevan Lucas for a 17-14 lead.

Tulsa eventually was up 23-14 in the third when UNM got closer on a 4-yard Gipson run, and then after a stop, the Lobos had a chance for the lead but Jason Sanders missed from 42-yards out. Tulsa then went out and scored to make it 30-21 on a 1-yard run by D'Angelo Brewer.

After Jones' fourth field goal made it 33-21, it looked like UNM got within a score on a diving touchdown catch by Carlos Wiggins, but UNM was called for an illegal shift, its 13th and penultimate penalty of the game. On the next play, Jordan was intercepted, and it was all academic after that.

The Lobos did get a career night from receiver Dameon Gamblin, who caught a career-high eight passes for a career-best 131 yards. He also added 42 yards rushing on four carries.

TEAM NOTES:

- *New Mexico's second TD drive of the second quarter was actually 101 yards due to penalties.
- *New Mexico was shutout in a quarter for the first time this season when they didn't score in the second quarter.
- *The 154 penalty yards were the first time going over 100 yards since October 9, 2010 when the Lobos had 115 yards in penalties at New Mexico State. It actually was the most since 159 penalty yards against New Mexico State (on 15 penalties) in a 28-27 loss to the Aggies on September 19, 1998.
- *The nine penalties in the first half were tied for the most in any entire game in the Davie era. UNM had nine at Texas in 2012. Of the nine penalties in the first half, seven were personal fouls. UNM's total of 154 penalty yards nearly doubled the previous high under Bob Davie, which was 79 in 2012 against Texas.

Box Score (Final)
The Automated ScoreBook
Miss. Valley State vs New Mexico (Sep 05, 2015 at Albuquerque, N.M.)

Score by Quarters	1	2	3	4	Total
Miss. Valley State	0	0	0	0	0
New Mexico	21	17	21	7	66

Qtr	Time	Scoring play
1st	08:08	NM - JORDAN, Lamar 28 yd run (SANDERS, Jason kick), 4-72 1:19
	02:38	NM - HENDERSON, Reno 0 yd fumble recovery (SANDERS, Jason kick), 9-74 3:14
	02:21	NM - PRESSLEY, Jhurrell 7 yd run (SANDERS, Jason kick), 1-7 0:04
2nd	13:26	NM - OWENS, Tyrone 8 yd run (SANDERS, Jason kick), 7-34 2:47
	08:43	NM - OWENS, Tyrone 1 yd run (SANDERS, Jason kick), 6-32 2:41
	00:32	NM - SANDERS, Jason 28 yd field goal, 14-69 2:55
3rd	10:28	NM - ANAYA, David 1 yd run (SANDERS, Jason kick), 4-45 1:13
	05:47	NM - CHESTNUT, Daryl 64 yd run (SANDERS, Jason kick), 3-73 1:18
	02:28	NM - CHESTNUT, Daryl 37 yd run (SANDERS, Jason kick), 4-50 1:41
4th	08:33	NM - GREEN, Travis 32 yd interception return (SANDERS, Jason kick)

	MVSU	NM
FIRST DOWNS	8	26
RUSHES-YARDS (NET)	40-26	52-339
PASSING YDS (NET)	48	172
Passes Att-Comp-Int	16-6-1	19-12-0
TOTAL OFFENSE PLAYS-YARDS	56-74	71-511
Fumble Returns-Yards	0-0	0-0
Punt Returns-Yards	0-0	3-17
Kickoff Returns-Yards	6-122	1-32
Interception Returns-Yards	0-0	1-32
Punts (Number-Avg)	9-35.1	1-42.0
Fumbles-Lost	2-2	2-0
Penalties-Yards	9-50	6-55
Possession Time	32:40	27:20
Third-Down Conversions	4 of 14	5 of 10
Fourth-Down Conversions	1 of 1	2 of 3
Red-Zone Scores-Chances	0-1	6-7
Sacks By: Number-Yards	13-40	6-45

RUSHING: Miss. Valley State-Stokes, Jr., Th 13-40; Scott, Dontrine 2-13; Price, Tre 3-8; Howard, Demariu 1-4; Foster, Gregory 1-2; Barron, Terrenc 1-1; Chambers, Booke 2-0; Dobson, Jeremy 5-minus 12; Peterson, Quant 12-minus 30. New Mexico-CHESTNUT, Daryl 6-108; JORDAN, Lamar 5-62; McQUARLEY, Richard 11-53; PRESSLEY, Jhurrell 10-47; JORDAN, Romel 6-33; ANAYA, David 2-12; OWENS, Tyrone 3-11; GAMBLIN, Dameon 2-11; WOODHOUSE, Diqun 5-5; TEAM 2-minus 10; HENDERSON, Reno 0-0; WIGGINS, Carlos 0-7.

PASSING: Miss. Valley State-Peterson, Quant 1-9-1-10; Scott, Dontrine 5-7-0-38. New Mexico-APODOCA, Austin 5-12-0-69; JORDAN, Lamar 7-7-0-103.

RECEIVING: Miss. Valley State-Howard, Demariu 2-18; Daniels, Keenan 2-12; Stokes, Jr., Th 1-10; Bryant, Jessie 1-8. New Mexico-GAMBLIN, Dameon 3-45; HART-JOHNSON, Delane 2-25; DAVIS, Chris 2-19; WIGGINS, Carlos 2-19; WHITE, Reece 1-26; JONES, Ridge 1-21; QUARELLS, Matt 1-17.

INTERCEPTIONS: Miss. Valley State-None. New Mexico-GREEN, Travis 1-32.

FUMBLES: Miss. Valley State-Chambers, Booke 1-1; Peterson, Quant 1-1. New Mexico-JORDAN, Romell 1-0; WOODHOUSE, Diqun 1-0.

Miss. Valley State (0-1) vs. New Mexico (1-0)
Date: Sep 05, 2015 • Site: Albuquerque, N.M. • Stadium: University Stadium
Attendance: 21930

Kickoff time: 6:05 pm • End of Game: 9:10 • Total elapsed time: 3:05
Officials: Referee: Dan Lewis; Umpire: Phillip Anaya; Linesman: Tim Crowley;
Line Judge: Gerald Woodruff; Back Judge: Bobby Lynn; Field Judge: Allan Nicholson;
Side Judge: Bill Roberts; Center Judge: Anthony Carter;
Temperature: 79 • Wind: SW 9mph • Weather: Showers

Box Score (Final)
The Automated ScoreBook
Tulsa vs New Mexico (Sep 12, 2015 at Albuquerque, N.M.)

Score by Quarters	1	2	3	4	Total
Tulsa	10	10	10	10	40
New Mexico	14	0	7	0	21

Qtr	Time	Scoring play
1st	12:12	NM - GIPSON, Teriyon 13 yd run (SANDERS, Jason kick), 6-75 2:48
	11:26	TLS - ATKINSON, Josh 69 yd pass from EVANS, Dane (JONES, Redford kick), 3-75 0:46
	07:56	TLS - JONES, Redford 34 yd field goal, 8-56 2:18
	02:42	NM - GAMBLIN, Dameon 62 yd pass from JORDAN, Lamar (SANDERS, Jason kick), 11-75 5:14
2nd	11:30	TLS - LUCAS, Kevan 41 yd pass from EVANS, Dane (JONES, Redford kick), 3-58 0:45
	03:56	TLS - JONES, Redford 22 yd field goal, 14-68 5:44
	12:00	TLS - JONES, Redford 23 yd field goal, 12-69 3:00
3rd	09:54	NM - GIPSON, Teriyon 4 yd run (SANDERS, Jason kick), 6-63 1:58
	03:02	TLS - BREWER, D'Angelo 1 yd run (JONES, Redford kick), 8-75 1:56
4th	10:40	TLS - JONES, Redford 24 yd field goal, 7-35 1:45
	04:07	TLS - LANGER, Zack 5 yd run (JONES, Redford kick), 9-63 3:17

	TLS	NM
FIRST DOWNS	31	18
RUSHES-YARDS (NET)	59-279	47-224
PASSING YDS (NET)	321	166
Passes Att-Comp-Int	30-16-0	21-11-1
TOTAL OFFENSE PLAYS-YARDS	89-600	68-390
Fumble Returns-Yards	0-0	0-0
Punt Returns-Yards	1-0	0-0
Kickoff Returns-Yards	0-0	5-110
Interception Returns-Yards	1-14	0-0
Punts (Number-Avg)	3-37.3	6-44.3
Fumbles-Lost	1-1	2-1
Penalties-Yards	7-56	14-154
Possession Time	30:56	29:04
Third-Down Conversions	9 of 18	4 of 15
Fourth-Down Conversions	0 of 1	2 of 3
Red-Zone Scores-Chances	6-7	2-2
Sacks By: Number-Yards	1-5	2-19

RUSHING: Tulsa-LANGER, Zack 33-139; BREWER, D'Angelo 20-133; LUCAS, Kevan 2-20; EVANS, Dane 4-minus 13. New Mexico-GIPSON, Teriyon 9-71; GAMBLIN, Dameon 4-42; PRESSLEY, Jhurrell 11-42; JORDAN, Lamar 9-35; WIGGINS, Carlos 3-33; ROGERS, Zack 2-10; OWENS, Tyrone 4-3; McQUARLEY, Richard 1-2; CHESTNUT, Daryl 2-minus 5; APODOCA, Austin 2-minus 9.

PASSING: Tulsa-EVANS, Dane 16-30-0-321. New Mexico-JORDAN, Lamar 8-14-1-141; APODOCA, Austin 3-7-0-25.

RECEIVING: Tulsa-GARRETT, Keyarris 7-102; LUCAS, Kevan 4-65; ATKINSON, Josh 3-119; FLOYD, Conner 1-26; DIXON, Mandel 1-9. New Mexico-GAMBLIN, Dameon 8-131; WIGGINS, Carlos 1-39; HART-JOHNSON, Delane 1-minus 2; GIPSON, Teriyon 1-minus 2.

INTERCEPTIONS: Tulsa-THOMAS, Kerwin 1-14. New Mexico-None.

FUMBLES: Tulsa-LOUIE, Bishop 1-1. New Mexico-CHESTNUT, Daryl 1-0; GIPSON, Teriyon 1-1.

Tulsa (2-0) vs. New Mexico (1-1)
Date: Sep 12, 2015 • Site: Albuquerque, N.M. • Stadium: University Stadium
Attendance: 24167

Kickoff time: 6:04 pm • End of Game: 9:18 • Total elapsed time: 3:14
Officials: Referee: Todd LaPenta; Umpire: Jeffrey Akers; Linesman: Jeremy McCurley;
Line Judge: Charles Twiddy; Back Judge: Mike Griffith; Field Judge: Rick Santilli;
Side Judge: Ben Vasconcelis; Center Judge: Terry Killens;
Temperature: 91 • Wind: none • Weather: Perfect

SEASON BOX SCORES



10

GAME 3 - SEPT. 18, 2015

TEMPE, ARIZ.

ATT: 43,310

34

UNIVERSITY OF NEW MEXICO FOOTBALL



38

GAME 4 - SEPT. 26, 2015

LARAMIE, WYO.

ATT: 18,723

28

Tempe, Ariz. --- The New Mexico Lobos had a promising opening half but a pair of touchdowns sandwiched around halftime put the Sun Devils up 17-0 and they went on the outlast UNM 34-10 in the first road game of the season for New Mexico.

The Lobos (1-2) held defensively on its opening two drives with a pair of 3-and-outs, allowing just two yards of offense. UNM offensively was able to pick up first downs but not get into scoring range. The Sun Devils had the only score in the first 29 minutes on a Zane Gonzalez 22-yard field goal. UNM held on that drive that saw ASU (2-1) have first and goal at the 1-yard line.

UNM drove down into scoring range behind Austin Apodaca for a shot at a tying 35-yard field goal, but it was pushed wide right by Jason Sanders. ASU then went 80 yards in eight plays and scored on a 14-yard pass with 37 seconds left to take a 10-0 lead into the half.

The Sun Devil then got the opening second half kick and drove 66 yards in five plays and went up 17-0 on a 33-yard pass.

UNM answered with a career-long 65-yard touchdown up the gut by Tyrone Owens. After ASU answered with a touchdown of its own, Sanders atoned for his earlier miss with a 32-yard field goal to make it 24-10.

A huge swing came in the fourth when it looked like UNM had a safety after Mike Bercovici on heavy pressure from Garrett Hughes threw a ball into the turf at his 3-yard line, but the play was ruled to have gone beyond the line of scrimmage. ASU hurried to the line and Bercovici scrambled and hit Demario Richard for a 93-yard TD on what amounted to a broken play to make it 31-10.

UNM, after an ASU field goal, drove into scoring territory, but Apodaca was intercepted in the end zone on a pass intended for Reece White. Each team punted once after that and ASU took a knee at its own 4-yard line to end the game. Overall, UNM was outgained 449-296. The Lobo defense had five three-and-outs and twice held ASU to field goals in the red zone.

UNM opens conference play with Wyoming next Saturday in Laramie at 1 p.m. on ROOT Sports.

LARAMIE, Wyo. --- The University of New Mexico got 147 yards rushing and 107 yards passing from Lamar Jordan and UNM's defense allowed just 42 yards rushing and had a pair of fourth quarter interceptions as Lobos went on the road and won 38-28 at Wyoming in the Mountain West opener for both teams.

The win for the Lobos ended a nine-game losing streak in Mountain West openers and it gives the Lobos a two-game conference winning streak dating back to last year, both wins coming over Wyoming.

The day got off to a rousing start two plays into the game when Lamar Jordan raced for a 56-yard untouched touchdown just 46 seconds into the game. UNM went up 14-0 in the first quarter when Jhurrell Pressley, who went over the 2,000-yard mark for his career in the game, bounced one to the outside for a 19-yard touchdown.

Wyoming got it to 14-7 on the first of four Cameron Coffman touchdown passes, but that would be as close as they would get. A 64-yard Jordan to Carlos Wiggins touchdown strike made it 21-7 and Richard McQuarley scored his first career touchdown from three yards out for a 28-7 lead.

Up 28-14 in the second half, UNM got a stop on third-and-one at midfield and Wyoming elected to punt the ball away. The Lobos took that punt and drove to the Wyoming 43, facing a fourth-and-one of their own. UNM elected to go for it, and McQuarley raced 43 yards for a touchdown and an insurmountable 35-14 lead.

Wyoming got a touchdown on a replay reversal late in the third quarter to make it 35-21, but UNM got interceptions on back-to-back offensive plays for Wyoming to seal it. First Markel Byrd made a leaping snag at the UNM 21-yard line to thwart a possession, and then Dakota Cox, who had a career-high 3.5 tackles for loss, picked off a pass inside the Wyoming 20 that led to a Jason Sanders field goal.

Wyoming closed the scoring with a ricochet touchdown that bounced into the unsuspecting hands of Josh Harshman with 43 seconds left. UNM recovered the outside kick and ran out the clock.

Box Score (Final) The Automated ScoreBook New Mexico vs Arizona State (Sep 18, 2015 at Tempe, Ariz.)

Score by Quarters	1	2	3	4	Total
New Mexico	0	0	10	0	10
Arizona State	0	10	14	10	34

Qtr Time Scoring play

2nd	11:26	ASU - Gonzalez, Zane 22 yd field goal, 17-74 5:13
	00:37	ASU - White, Tim 14 yd pass from Bercovici, Mike (Gonzalez, Zane kick), 8-80 1:59
3rd	12:55	ASU - Richard, Demario 33 yd pass from Bercovici, Mike (Gonzalez, Zane kick), 5-66 1:59
	11:15	NM - OWENS, Tyrone 65 yd run (SANDERS, Jason kick), 4-75 1:40
	05:46	ASU - Bercovici, Mike 8 yd run (Gonzalez, Zane kick), 8-63 2:47
	01:44	NM - SANDERS, Jason 32 yd field goal, 6-7 2:29
4th	13:26	ASU - Richard, Demario 93 yd pass from Bercovici, Mike (Gonzalez, Zane kick), 3-93 0:28
	06:55	ASU - Gonzalez, Zane 24 yd field goal, 8-44 2:54

	NM	ASU
FIRST DOWNS	15	19
RUSHES-YARDS (NET)	47-184	30-132
PASSING YDS (NET)	111	317
Passes Att-Comp-Int	29-12-1	37-22-0
TOTAL OFFENSE PLAYS-YARDS	76-295	67-449
Fumble Returns-Yards	0-0	0-0
Punt Returns-Yards	1-7	2-2
Kickoff Returns-Yards	3-48	1-34
Interception Returns-Yards	0-0	1-0
Punts (Number-Avg)	9-42.4	6-45.7
Fumbles-Lost	0-0	2-1
Penalties-Yards	5-35	3-25
Possession Time	36:21	23:39
Third-Down Conversions	9 of 21	6 of 15
Fourth-Down Conversions	1 of 1	1 of 1
Red-Zone Scores-Chances	1-2	4-4
Sacks By: Number-Yards	1-11	2-10

RUSHING: New Mexico-OWENS, Tyrone 4-72; PRESSLEY, Jhurrell 17-56; GIPSON, Teriyon 10-35; ANAYA, David 3-22; JORDAN, Lamar 6-3; McQUARLEY, Richard 3-3; APODOCA, Austin 3-minus 2; GAMBLIN, Dameon 1-minus 5. Arizona State-Richard, Demario 15-104; Bercovici, Mike 8-15; Foster, D.J. 5-8; Brimhall, Jacom 1-6; TEAM 1-minus 1.

PASSING: New Mexico-APODOCA, Austin 8-18-1-89; JORDAN, Lamar 4-11-0-22. Arizona State-Bercovici, Mike 22-37-0-317.

RECEIVING: New Mexico-GAMBLIN, Dameon 4-54; WHITE, Reece 2-22; WIGGINS, Carlos 2-18; DAVIS, Chris 1-12; HART-JOHNSON, Delane 1-2; CHESTNUT, Daryl 1-2; GIPSON, Teriyon 1-1. Arizona State-Richard, Demario 4-151; Lucien, Devin 4-43; White, Tim 4-42; Foster, D.J. 4-16; Kohl, Kody 3-23; Jefferson, Ellis 2-18; Chambers, Gary 1-24.

INTERCEPTIONS: New Mexico-None. Arizona State-Simone, Jordan 1-0.

FUMBLES: New Mexico-None. Arizona State-White, Tim 1-1; Bercovici, Mike 1-0.

New Mexico (1-2) vs. Arizona State (2-1)
Date: Sep 18, 2015 • Site: Tempe, Ariz. • Stadium: Sun Devil Stadium
Attendance: 43310

Kickoff time: 7:07 pm • End of Game: 10:18 • Total elapsed time: 3:11
Officials: Referee: L. Clark; Umpire: M. Jordan; Linesman: B. Day;
Line Judge: J. Robinson; Back Judge: J. Nelson; Field Judge: J. Morton;
Side Judge: B. Hulscher; Center Judge: J. Love;
Temperature: 96 • Wind: WNW 9 • Weather: Partly Cloudy

Box Score (Final) The Automated ScoreBook New Mexico vs Wyoming (Sep 26, 2015 at LARAMIE, Wyo.)

Score by Quarters	1	2	3	4	Total
New Mexico	14	14	7	3	38
Wyoming	0	14	7	7	28

Qtr Time Scoring play

1st	14:14	NM - JORDAN, Lamar 56 yd run (SANDERS, Jason kick), 2-69 0:46
	02:41	NM - PRESSLEY, Jhurrell 19 yd run (SANDERS, Jason kick), 7-75 3:15
2nd	11:54	WY - WICK, Shaun 13 yd pass from COFFMAN, C. (BAILEY, Tristan kick), 11-75 5:47
	06:18	NM - WIGGINS, Carlos 64 yd pass from JORDAN, Lamar (SANDERS, Jason kick), 1-64 0:12
	01:21	NM - McQUARLEY, Richard 3 yd run (SANDERS, Jason kick), 7-61 3:21
	00:26	WY - HOLLISTER, J. 14 yd pass from COFFMAN, C. (BAILEY, Tristan kick), 7-75 0:55
3rd	07:43	NM - McQUARLEY, Richard 43 yd run (SANDERS, Jason kick), 7-80 3:36
	03:25	WY - GENTRY, Tanner 11 yd pass from COFFMAN, C. (BAILEY, Tristan kick), 8-75 4:18
4th	05:19	NM - SANDERS, Jason 22 yd field goal, 4-5 2:05
	00:43	WY - HARSHMAN, Josh 26 yd pass from COFFMAN, C. (BAILEY, Tristan kick), 8-59 1:12

	NM	WY
FIRST DOWNS	15	26
RUSHES-YARDS (NET)	47-302	30-42
PASSING YDS (NET)	107	366
Passes Att-Comp-Int	8-5-0	42-30-2
TOTAL OFFENSE PLAYS-YARDS	55-409	72-408
Fumble Returns-Yards	0-0	0-0
Punt Returns-Yards	0-0	1-9
Kickoff Returns-Yards	2-45	0-0
Interception Returns-Yards	2-8	0-0
Punts (Number-Avg)	5-39.6	5-41.4
Fumbles-Lost	0-0	1-0
Penalties-Yards	6-69	10-98
Possession Time	29:51	30:09
Third-Down Conversions	5 of 12	7 of 14
Fourth-Down Conversions	1 of 1	1 of 2
Red-Zone Scores-Chances	3-3	3-4
Sacks By: Number-Yards	3-22	0-0

RUSHING: New Mexico-JORDAN, Lamar 15-147; PRESSLEY, Jhurrell 17-103; McQUARLEY, Richard 5-55; GIPSON, Teriyon 4-7; OWENS, Tyrone 1-2; ANAYA, David 2-2; TEAM 3-minus 14. Wyoming-HILL, Brian 18-49; TAPSCOTT, Josh 1-3; WICK, Shaun 5-minus 2; COFFMAN, C. 6-minus 8.

PASSING: New Mexico-JORDAN, Lamar 5-8-0-107. Wyoming-COFFMAN, C. 30-42-2-366.

RECEIVING: New Mexico-WIGGINS, Carlos 1-64; BUNDY, Marquis 1-20; HART-JOHNSON, Delane 1-11; JONES, Ridge 1-8; GIPSON, Teriyon 1-4. Wyoming-GENTRY, Tanner 9-130; MAULHARDT, Jake 7-67; HOLLISTER, J. 5-75; WICK, Shaun 3-35; PRICE, James 2-26; HARSHMAN, Josh 1-26; OVERSTREET, K. 1-11; VAN MAANEN, D. 1-0; HILL, Brian 1-minus 4.

INTERCEPTIONS: New Mexico-COX, Dakota 1-8; BYRD, Markel 1-0. Wyoming-None.

FUMBLES: New Mexico-None. Wyoming-PRICE, James 1-0.

New Mexico (2-2, 1-0) vs. Wyoming (0-4, 0-1)
Date: Sep 26, 2015 • Site: LARAMIE, Wyo. • Stadium: War Memorial Stadium
Attendance: 18723

Kickoff time: 1:08 pm • End of Game: 4:10 pm • Total elapsed time: 3:02
Officials: Referee: C. Castleberry; Umpire: Jim Adams; Linesman: Bill Scott;
Line Judge: Frank LeBlanc; Back Judge: Joe Wetzel; Field Judge: Randy Smith;
Side Judge: Fulton Carson; Center Judge: Stacy Hardin;
Temperature: 77 • Wind: S NW • Weather: Sunny

SEASON BOX SCORES



28

GAME 5 - OCT. 3, 2015
ALBUQUERQUE, N.M.
ATT: 30,900

39

UNIVERSITY OF NEW MEXICO FOOTBALL



0

GAME 6 - OCT. 10, 2015
RENO, NEV.
ATT:

0

ALBUQUERQUE, N.M. --- Down 29-14 after a third quarter field goal, UNM stormed back scoring the final 24 points as the Lobos won the 106th installment of the Rio Grande Rivalry 38-29 over New Mexico State, UNM's fourth straight win in the series and pushing the Lobos over .500 at 3-2 for the season.

RENO, Nev. ---

The Lobo defense came up huge in the second half, holding New Mexico State to just 62 yards and three points which came after Carlos Wiggins fumbled the opening second half kickoff. While NMSU turned that fumble into a field goal, the Aggies would pick up just 51 yards the rest of the half.

From there, the comeback was on. Wiggins atoned for his fumble with a 34-yard return to set up UNM at the Aggie 40, and the Lobos went 10 plays and scored on a 6-yard Richard McQuarley run. Lamar Jordan added a two-point conversion run to cut the lead to 29-22. After a three-and-out, one of six in the game for UNM, the Lobos took advantage of good field position again when Jhurell Pressley raced 32 yards to tie the game up at 29.

UNM had a shot at the lead by Jason Sanders' 42-yard field goal attempt was pushed just wide by a strong wind, but UNM got the ball right back and Teriyon Gipson gave UNM the lead for good with 10:19 to go on a 36-yard touchdown run.

Tyler Rogers, NMSU's starting quarterback, went out with an injury and UNM forced back-up Nick Jeanty into several mistakes, including an interception by Cranston Jones and a safety to close the scoring. UNM recovered the last ditch onside kick to seal the win.

UNM had a 14-7 lead in the first quarter, scoring twice after an opening drive score for the Aggie. First, Lamar Jordan raced and danced his way to a 70-yard touchdown run, the longest of his career. After a booming Zack Rogers 69-yard punt to the 4-yard line, Lee Crosby forced a fumble by Rose in the end zone that he recovered for a touchdown and the 14-7 lead. NMSU would score the next 22 points before UNM mounted its comeback.



Box Score (Final)
The Automated ScoreBook
 New Mexico State vs New Mexico (Oct 03, 2015 at Albuquerque, N.M)



Score by Quarters	1	2	3	4	Total
New Mexico State	17	9	3	0	29
New Mexico	14	0	15	9	38

Qtr Time Scoring play

1st	13:46	NMSU - Rose III, Larry 63 yd run (Davidson, P kick), 5-75 1:14
	12:46	NM - JORDAN, Lamar 70 yd run (SANDERS, Jason kick), 3-75 1:00
	06:38	NM - CROSBY, Lee 0 yd fumble recovery (SANDERS, Jason kick)
	05:30	NMSU - Rose III, Larry 67 yd run (Davidson, P kick), 3-75 1:08
	02:35	NMSU - Davidson, P 41 yd field goal, 4--2 1:47
2nd	04:43	NMSU - Rose III, Larry 51 yd run (Davidson, P kick failed), 2-53 0:30
	00:01	NMSU - Davidson, P 25 yd field goal, 5-75 0:35
3rd	11:40	NMSU - Davidson, P 39 yd field goal, 8-11 3:20
	06:30	NM - McQUARLEY, Richard 6 yd run (JORDAN, Lamar rush), 10-40 5:03
	02:41	NM - PRESSLEY, Jhurell 32 yd run (SANDERS, Jason kick), 4-48 1:54
4th	10:19	NM - GIPSON, Teriyon 36 yd run (SANDERS, Jason kick), 2-78 0:18
	02:00	NM - TEAM safety

	NMSU	NM
FIRST DOWNS	14	21
RUSHES-YARDS (NET)	39-308	61-401
PASSING YDS (NET)	108	45
Passes Att-Comp-Int	28-12-2	17-5-1
TOTAL OFFENSE PLAYS-YARDS	67-416	78-446
Fumble Returns-Yards	0-0	0-0
Punt Returns-Yards	1-7	1-0
Kickoff Returns-Yards	1-18	4-78
Interception Returns-Yards	1-0	2-15
Punts (Number-Avg)	5-47.6	6-42.0
Fumbles-Lost	1-1	2-1
Penalties-Yards	7-39	4-27
Possession Time	25:56	34:04
Third-Down Conversions	4 of 16	6 of 17
Fourth-Down Conversions	1 of 4	2 of 2
Red-Zone Scores-Chances	2-3	1-2
Sacks By: Number-Yards	0-0	7-38

RUSHING: New Mexico State-Rose III, Larry 21-260; Rogers, Tyler 11-41; Jeanty, Nick 5-17; Hall, Xavier 1-0; Morgan, T 1-minus 10. New Mexico-JORDAN, Lamar 16-157; GIPSON, Teriyon 19-142; PRESSLEY, Jhurell 18-99; McQUARLEY, Richard 4-14; ANAYA, David 1-5; TEAM 3-minus 16.

PASSING: New Mexico State-Rogers, Tyler 12-24-1-108; Jeanty, Nick 0-4-1-0; Morgan, T 0-0-0-0. New Mexico-JORDAN, Lamar 5-17-1-45.

RECEIVING: New Mexico State-Taylor, Tyrain 3-44; Morgan, T 3-15; Hogan, Gregory 2-28; Moore, Rayven 2-16; Bergstrom, J 1-3; Bowen, Joshua 1-2. New Mexico-BUNDY, Marquis 2-15; HART-JOHNSON, Delane 1-12; GAMBLIN, Dameron 1-12; GIPSON, Teriyon 1-6.

INTERCEPTIONS: New Mexico State-Hogan, Gregory 1-0. New Mexico-JONES, Cranston 1-15; BYRD, Markel 1-0.

FUMBLES: New Mexico State-Rose III, Larry 1-1. New Mexico-GIPSON, Teriyon 1-0; WIGGINS, Carlos 1-1.

New Mexico State (0-4) vs. New Mexico (3-2)
 Date: Oct 03, 2015 • Site: Albuquerque, N.M • Stadium: University Stadium
 Attendance: 30900

Kickoff time: 6:08 pm • End of Game: 9:28 • Total elapsed time: 3:20
 Officials: Referee: Jason Autrey; Umpire: Tyrone Blanks; Linesman: Bill Grier;
 Line judge: Chris Conway; Back judge: Wayne Gautney; Field judge: Dan Moore;
 Side judge: Fred Wiedower; Center judge: Michael Prowell;
 Temperature: 74 • Wind: S @ 11 • Weather: Partly Sunny