



# THE UNIVERSITY OF NEW MEXICO

## 2017-18 MEN'S BASKETBALL

15 NCAA Tournament Appearances  
WAC Champions: 1964, 1968, 1974, 1978, 1993, 1994, 1996  
Six Mountain West Tournament Championships:  
2005, 2009, 2010, 2012, 2013, 2014

### 2017-18 SCHEDULE

DATE	OPPONENT	TV	TIME (MT)
Oct. 27	BYU (Exhibition)	N/A	L, 79-73
Nov. 11	Northern N.M.	MWN	W, 147-76
Nov. 14	Omaha	MWN	W, 102-71
Nov. 17	at New Mexico State	AGGIEVISION L	75-56
Nov. 21	Tennessee Tech	MWN	L, 104-96

2017 Emerald Coast Classic, Niceville, Fla.

Nov. 24	vs. TCU	CBSSN	L, 69-67
Nov. 25	vs. Maryland	ECC Web	L, 80-65

2017 Mtn West/Missouri Valley Challenge

Nov. 29	Evansville	AT&TSN	W, 78-59
Dec. 2	at UTEP	CUSA.tv	L, 88-76
Dec. 6	at Colorado	Pac-12 Net.	L, 75-57
Dec. 9	New Mexico State	ESPN3	L, 65-62
Dec. 16	#23 Arizona	CBSSN	L, 89-73
Dec. 19	Rice	AT&TSN	W, 78-69
Dec. 22	Prairie View	AT&TSN	W, 87-78
Dec. 27	Air Force*	AT&TSN	W, 87-58
Dec. 30	at Nevada*	AT&TSN	L, 77-74
Jan. 3	at (RV) Boise State*	ESPN3	L, 90-62
Jan. 6	San José State*	MWN	W, 80-47
Jan. 10	Wyoming*	MWN	W, 75-66
Jan. 13	at Fresno State*	ESPN3	L, 89-80
Jan. 17	at UNLV*	ESPN3	W, 85-81
Jan. 20	San Diego State*	CBSSN	W, 79-75
Jan. 27	Colorado State*	ESPN3	W, 80-65
Jan. 31	at Utah State*	MWN	L, 89-80
Feb. 3	at San José State*	AT&TSN	W, 71-68
Feb. 6	Boise State*	ESPNU	L, 73-71
Feb. 10	at Air Force*	ESPN3	L, 100-92
Feb. 14	Utah State*	MWN	7 p.m.
Feb. 20	at Wyoming*	AT&TSN	7 p.m.
Feb. 25	UNLV*	CBSSN	12 p.m.
Feb. 28	at Colorado State*	AT&TSN	7 p.m.
Mar. 3	Fresno State*	ESPN3	7 p.m.

2017 MW Championship (Hosted by UNLV)

Mar. 7	MW First Round	TBA	TBA
Mar. 8	MW Quarterfinals	TBA	TBA
Mar. 9	MW Semifinals	TBA	TBA
Mar. 10	MW Championship	TBA	TBA

**Bold** denotes home game at Dreamstyle Arena (15,411)

*italics* denotes tournament

\*denotes Mountain West game

Game times listed are Mountain time and subject to change

### Game 27: New Mexico vs Utah State



#### New Mexico Lobos

Record ..... 12-14, 7-6 MW  
Conference ..... Mountain West  
Head Coach ..... Paul Weir (York, '04)  
Record at UNM ..... 12-14 (First Season)  
Career Record ..... 40-20 (Second Season)



#### Utah State Aggies

Record ..... 14-12, 7-6 MW  
Conference ..... Mountain West  
Head Coach ..... Tim Duryea (North Texas, '88)  
Record at USU ..... 44-44 (Third Season)  
Career Record ..... Same

#### Media Information

**Tip-Off:** ..... 7:05 (MST)  
**Location:** ..... Dreamstyle Arena - The Pit  
..... Albuquerque, N.M.  
**Capacity:** ..... 15,411

**Live TV:** ..... Mountain West Network  
**Play-By-Play** ..... Robert Portnoy  
**Analyst** ..... Hunter Greene

**Radio:** ..... 770 KQOB-AM  
..... 94.5 FM  
..... Lobo Radio Network  
**Play-By-Play** ..... Robert Portnoy  
**Analyst** ..... Hunter Greene

**Live Stats:** ..... lobos.statbroadcast.com

Notes last updated: Feb. 12, 2018

#### ABOUT THE MATCHUP

- The Lobos are entering Wednesday night's game coming off of back-to-back losses at Air Force (100-92) and vs Boise State (73-71). UNM led both games at halftime.
- Utah State enters the Valentine's Day contest 4-1 over their last four games after suffering four straight losses.
- Last time the two teams met on Jan. 31, Utah State escaped with the victory in Logan, 89-80. The Lobos closed a 15-point deficit to just three with one minute left.
- Last time UNM and the Aggies faced off, the Lobos suited up just seven players.
- Senior Joe Furstinger, UNM's leading rebounder, is expected to return Wednesday from a Mountain West imposed one-game suspension.
- Utah State leads the series between the two teams 23-9, having claimed four out of the last six meetings.
- The Lobos are 7-10 against the Aggies at home, 3-2 in The Pit.
- UNM is led by four players averaging scoring in double figures in conference play including junior Anthony Mathis (15.9), freshman Makuach Maluach (12.7), senior Antino Jackson (12.9) and senior Joe Furstinger (11.4). Furstinger also leads the Lobos with 8.4 rebounds per game in Mountain West play.
- The Aggies are led by a trio of players scoring in double digits in conference play including Koby McEwen (17.5), Sam Merrill (16.2) and Dwayne Brown Jr (10.2).

#### PROBABLE STARTERS (BASED ON LAST GAME)

Pos.	No.	Name	PPG	RPG	APG	Notable
G	1	Chris McNeal (Jr., 6-1)	10.0	2.0	2.9	25.5 mpg, 37.0% FG, 17 steals
G/F	2	Sam Logwood (Sr., 6-8)	12.5	4.7	1.4	24.8 mpg, 44.9% FG, 0.56 spg
G/F	10	Makuach Maluach (Fr., 6-5)	9.3	2.5	1.0	56.4% FG, 47.1% 3FG
G/F	14	Dane Kuiper (Jr., 6-7)	6.2	3.3	1.7	22.0 mpg, 32.7% FG, 82.1% FT
G	31	Troy Simons (Jr., 6-3)	8.7	2.7	1.5	33.5% FG, 32.5% 3FG, 1.9 spg

#### OFF THE BENCH

Pos.	No.	Name	PPG	RPG	APG
G	3	Antino Jackson (Sr., 6-0)	10.7	2.1	4.4
G	4	Mike Mondragon (R-Jr., 6-3)	0.3	0.0	0.2
F	5	Joe Furstinger (Sr., 6-9)	9.3	7.0	2.5
G/F	11	Jachai Simmons (Jr., 6-7)	3.6	1.7	0.7
F/C	15	Vladimir Pinchuk (Fr., 6-10)	3.7	2.7	0.1
G	32	Anthony Mathis (Jr., 6-3)	12.4	2.0	1.0
F	55	Connor MacDougall (Sr., 6-9)	0.0	0.0	0.0

Chelsea Pitvorec | Assistant Director of Athletic Communications  
Email: cpitvorec@unm.edu | Cell: 352-422-2875

## BY THE NUMBERS (MW)

2017-18 Stats Through 2/13/18

Statistic	All Games - MW	MW Games
Scoring:	79.3 ppg - 3rd	78.2 - 5th
Scoring Defense:	76.0 ppg - 9th	75.2 - 6th
Scoring Margin:	+3.3 - 6th	+2.9 - 4th
Field Goal %:	.436 - 8th	.456 - 6th
Def. Field Goal %:	.480 - 11th	.493 - 11th
3-Point FG %:	.368 - 4th	.388 - 2nd
Def. 3-Point FG %:	.368 - 4th	.368 - 7th
Free Throw %:	.764 - 1st	.757 - 2nd
Off. Rebounding%:	31.4 - 11th	28.4 - 11th
Def. Rebounding%:	37.6 - 10th	35.6 - 8th
Reb. Margin:	-6.2 rpg - 11th	-7.2 - 11th
Assists:	16.0 apg - 3rd	16.2 - 1st
Turnover Margin:	+4.7 - 1st	+4.2 - 2nd
Asst/TO Ratio:	1.3 A/TO - 2nd	1.5 - 2nd
Steals:	7.4 spg - 1st	6.9 - 1st
Blocks:	3.0 bpg - 7th	3.0 - 7th

## KENPOM.COM

Category	Offense	Defense	D-I Avg
Adj. Efficiency	111.1 81	107.4 212	105.7
Adj. Tempo	70.4 80		68.6
Avg. Poss. Length	16.8 110	17.0 112	17.3
Four Factors			
Effective FG%:	51.5 151	54.3 304	51.0
Turnover %:	16.6 49	22.6 14	18.7
Off. Reb. %:	26.2 258	33.5 326	28.9
FTA/FGA:	31.6 234	37.8 268	33.6
Miscellaneous Components			
3P%:	36.4 106	37.3 289	35.1
2P%:	48.4 234	53.5 294	49.9
FT%:	75.9 39	71.3 183	71.2
Block%:	12.5 337	7.4 253	9.3
Steal%:	8.2 111	9.5 104	8.7
Style Components			
3PA/FGA:	49.6 5	31.0 17	37.4
A/FGM:	58.9 42	49.3 95	52.6
Defensive Fingerprint:	Mostly Man		
Point Distribution (% of total points)			
3-Pointers:	42.6 6	25.6 332	31.3
2-Pointers:	38.5 351	54.5 34	49.6
Free Throws:	18.9 186	19.9 121	19.0
Strength of Schedule			
Components:	107.1 103	104.0 80	105.7
Overall:	+3.16 90		0.00
Non-conference:	+2.50 103		0.00
Personnel			
Bench Minutes:	40.5% 16		31.9%
Experience:	2.00 yrs 83		1.70
Minutes Continuity:	24.1% 326		48.6%
Average Height:	77.0" 142		76.8"

## SCOUTING UTAH STATE

Utah State has won four of its last five games including the last meeting between the two squads on Jan. 31. Most recently, Utah State claimed a 71-65 victory over (RV) Boise State on Saturday. Prior to the streak, the Aggies dropped four games in a row against Colorado State, Nevada, Boise State and Wyoming.

Last time the Lobos faced Utah State, four Aggies scored in double figures, led by a double-double performance from sophomore guard Koby McEwen. McEwen put up 31 points and 13 rebounds in a full 40 minutes of play.

While McEwen, sophomore guard Sam Merrill and junior forward Dwayne Brown Jr. each lead the Aggies in conference play with 17.5, 16.2 and 10.2 points, respectively, it's Merrill and McEwen that lead on the season with 15.4 and 15.1 points per game.

Defensively, McEwen and Brown Jr. lead the Aggies with 5.1 rebounds per game.

As a team, the Lobos outscore Utah State on the season, 79.3-73.5, however USU allows an average of 71.8 points per game, compared to 76.0 for UNM. See more stat comparisons below.

## STATS STACK UP

### STATISTIC

	UNM	USU
Scoring Offense	79.3	73.5
Scoring Defense	76.0	71.8
Scoring Margin	+3.3	+1.7
Field Goal Pct.	.436	.456
Field Goal Pct. Defense	.480	.440
3-Point FG Pct.	.368	.365
3-Point FG Pct. Defense	.369	.352
Free Throw Pct.	.764	.696
Rebounds per Game	31.4	33.8
Rebound Margin	-6.2	-0.5
Steals per game	7.4	5.2
Blocks per game	3.0	2.0
Assists per game	16.0	13.8
Turnovers per game	12.1	12.8
Turnover Margin	+4.7	-0.4
Assist/Turnover Ratio	1.3	1.1

## SERIES HISTORY

Utah State leads the all-time history between the two squads 23-9 including claiming four of the last six contests. This includes the most recent matchup between the two squads, an 89-80 Lobo loss in Logan on Jan. 31 of this season. UNM cut a 15-point deficit down to just three with one minute remaining before the Aggies held on for the win.

The Lobos are 2-13 on the road against Utah State and 7-10 at home, including a 3-2 record inside The Pit.

Full series history on page 5.

## LOBOS LOVE PINK

Wednesday's game against Utah State marks a Valentine's Day Lobos Love Pink matchup in which the Lobos will wear special white and pink jerseys to raise awareness for Breast Cancer. In addition to the jerseys, there will be several special promotions including a Stuffed Animal Toss in which fans can throw (donate) stuffed animals on the court. Fans that bring a stuffed animal to the game OR wear pink will be able to purchase \$10 seats in bench rows 1-10. Stuffed animals will be will go to the Albuquerque Police Department for children who have experienced trauma.

## NEW MEXICO NOTES

### DOUBLE FIGURE STREAK

Junior Anthony Mathis has scored in double figures in the last 13 games of the season. He has accumulated a team-best 20 double-digit scoring games this season. In his first two seasons at UNM, Mathis averaged just 2.3 and 2.9 points per game. This season, he posts 12.4 ppg.

### MATHIS - RANKED 8TH IN THE NATION

Junior Anthony Mathis is currently ranked 8th in the country in 3-point field goal percentage, firing at a clip of 47.8 percent from behind the arc. He has hit a team-high 76 3-pointers on the season.

### 3-POINT FRENZY - 5TH IN THE NATION

The Lobos are currently fifth in the nation in 3-pointers made per game (11.2) and sixth in total 3-pointers made on the season. So far this season, Lobos have scored 290 3-pointers. Food for thought: the Lobo record for most 3-pointers in a season is 301. At its current pace, UNM could break the record Wednesday.

### BROKEN RECORDS - ONE DOWN

In their last game, the Lobos broke the UNM record for most 3-point attempts in a single season. The Lobos have attempted 787 3-pointers this season, breaking the previous record of 782 which was set in 1993-94.

### RECORD WATCH

- The Lobos are just 12 3-pointers away from breaking the UNM program record for most 3-pointers made in a single season. UNM has scored 290 3-pointers in 2017-18 and the record is 301, set exactly 20 seasons ago in 1997-98.
- Freshman Makuach Maluach is approaching the all-time UNM freshman single-season scoring top-10. He currently has scored 242 points this season, the 10th-place freshman on the list scored 265. The all-time record is 484.
- Earlier this season, senior Joe Furstinger tied for 10th-place in Lobo history with four consecutive double-doubles.
- The individual Lobo record for most 3-point field goals in a season is 102. Junior Anthony Mathis has scored 76 3-pointers, making him just 26 short. Mathis averages 2.9 threes per game meaning he could break it by the end of the season.

### THE PIT - A HOME COURT ADVANTAGE LIKE NO OTHER

The Lobos are 10-4 on the season inside the confines of Dreamstyle Arena - The Pit, 5-1 in Mountain West play. It's no secret that Lobo fans are some of the best in the nation. UNM currently averages 10,723 fans per home game to rank in the top 35 in the nation.

### LINEUP MIXUP

The Lobos have featured 15 different lineups this season over 26 games. In press conferences and radio interviews, Coach Weir explained his method to this mad-

### MOUNTAIN WEST STANDINGS

Through 2/13/18

Place	School	MW	MW Pct.	Overall	Overall Pct.	Streak
1.	Nevada	10-2	0.833	21-5	0.808	W1
2.	Boise State	10-3	0.769	20-5	0.800	L1
3.	UNLV	7-5	0.583	18-7	0.720	W2
	Fresno State	7-5	0.583	17-8	0.680	W2
	Wyoming	7-5	0.583	16-9	0.640	L1
	Utah State	7-6	0.538	14-12	0.538	W1
	New Mexico	7-6	0.538	12-14	0.462	L2
8.	San Diego State	5-7	0.417	13-10	0.565	L2
9.	Air Force	4-7	0.364	10-13	0.435	W2
10.	Colorado State	4-10	0.286	11-16	0.407	W1
11.	San José State	0-12	0.000	3-20	0.130	L12

## USA TODAY COACHES POLL

		As of 2/12/2018					
No.	School	Record	Pts.	1st	Prev.	Chg.	H/L
1	Michigan St	24-3	763	17	4	3	1/9
2	Villanova	23-2	742	8	1	-1	1/6
3	Virginia	23-2	736	5	2	-1	2/NR
4	Xavier	23-3	719	1	5	1	4/20
5	Cincinnati	23-2	675	1	6	1	6/NR
6	Texas Tech	21-4	604	0	7	1	7/NR
7	Purdue	23-4	601	0	3	-4	3/NR
8	Gonzaga	23-4	542	0	11	3	11/19
9	Ohio St	22-5	517	0	16	7	13/NR
10	Duke	20-5	486	0	8	-2	1/8
11	Auburn	22-3	447	0	9	-2	9/NR
12	Clemson	20-4	424	0	15	3	15/NR
13	Kansas	19-6	393	0	10	-3	2/13
14	Rhode Island	20-3	342	0	19	5	19/NR
15	St. Mary's	24-3	341	0	12	-3	12/NR
16	North Carolina	19-7	314	0	22	6	4/22
17	Tennessee	18-6	290	0	14	-3	14/NR
18	Wichita St.	19-5	250	0	21	3	3/21
19	Arizona	20-6	237	0	13	-6	4/NR
20	West Virginia	18-7	184	0	17	-3	2/20
21	Michigan	20-7	174	0	20	-1	20/NR
22	Arizona State	19-6	88	0	27	5	4/NR
23	Oklahoma	16-8	87	0	18	-5	6/NR
24	Nevada	21-5	76	0	23	-1	23/NR
25	Creighton	18-7	62	0	26	1	22/NR

Others receiving votes: Florida 57; Texas A&M 51; Middle Tennessee 32; New Mexico State 30; Houston 25; Miami (Fla.) 23; Butler 20; Nebraska 18; Virginia Tech 17; UCLA 6; Alabama 6; Loyola (Ill.) 6; Louisville 5; Kentucky 4; Seton Hall 3; TCU 2; East Tennessee State 1.

## ASSOCIATED PRESS POLL

		As of 2/12/2018			
No.	School	Record	Pts.	Prev.	Rk.
1	Virginia (30)	1557	23-2		2
2	Michigan State (21)	1527	24-3		4
3	Villanova (9)	1518	23-2		1
4	Xavier (5)	1465	23-3		5
5	Cincinnati	1359	23-2		6
6	Purdue	1269	23-4		3
7	Texas Tech	1258	21-4		7
8	Ohio State	1094	22-5		14
9	Gonzaga	1063	23-4		12
10	Auburn	1025	22-3		8
11	Clemson	945	20-4		16
12	Duke	942	20-5		9
13	Kansas	816	19-6		10
14	North Carolina	763	19-7		21
15	Saint Mary's (Cal)	683	24-3		11
16	Rhode Island	666	20-3		18
17	Arizona	594	20-6		13
18	Tennessee	580	18-6		15
19	Wichita State	495	19-5		22
20	West Virginia	339	18-7		19
21	Texas A&M	241	17-8		NR
22	Michigan	239	20-7		20
23	Oklahoma	152	16-8		17
24	Nevada	87	21-5		23
25	Arizona State	83	19-6		NR

Others receiving votes: New Mexico St. 66, Florida 48, Creighton 44, Butler 43, Virginia Tech 29, Middle Tennessee 26, Alabama 22, Houston 16, Nebraska 15, Missouri 14, Miami 10, Kentucky 8, TCU 8, ETSU 5, Oklahoma St. 4, St. Bonaventure 3, Louisville 2, Vermont 1, Florida St. 1

## MW PRESEASON POLL

Place	School (1st Place Votes)	Points
1.	Nevada (19)	257
2.	San Diego State (2)	229
3.	Boise State (2)	211
4.	Fresno State	188
5.	Colorado State	154
6.	UNLV (1)	138
7.	Wyoming	133
8.	Utah State	102
9.	New Mexico	93
10.	San José State	41
11.	Air Force	38

<b>LOBOS RECORD WHEN ...</b>	<b>OVERALL</b>	<b>MW</b>
Overall .....	12-14	7-6
At home .....	10-4	5-1
On the road .....	2-8	2-5
At neutral sites .....	0-2	0-0
After a win .....	6-6	4-4
After a loss .....	5-8	3-2
In overtime .....	0-0	0-0
vs. ranked opponents .....	0-1	0-0
In Cherry jerseys .....	1-8	1-4
In Silver jerseys .....	0-0	0-0
In White jerseys .....	9-5	5-2
In Turquoise jerseys .....	2-1	1-0
Games decided by 1-4 points .....	3-4	3-2
Games decided by 5-9 points .....	3-4	1-3
Games decided by 10-19 points .....	2-5	1-0
Games decided by 20+ points .....	4-1	2-1
Leading at half .....	8-3	3-2
Trailing at half .....	3-11	3-4
Tied at half .....	1-0	1-0
Shooting 50% or better .....	3-2	2-2
Shooting between 40-49.9% .....	9-4	5-3
Shooting less than 40% .....	0-8	0-1
Opponent shoots 50% or better .....	2-9	1-4
Opponent shoots b/w 40-49.9% .....	5-4	4-2
Opponent shoots b/w 30-39.9% .....	5-1	2-0
Opponent shoots less than 30% .....	0-0	0-0
UNM higher FG% .....	5-1	2-1
Opponent higher FG% .....	7-13	5-5
FG% Tied .....	0-0	0-0
UNM outrebounds .....	5-2	1-1
Opponent outrebounds .....	6-12	5-5
Rebounds tied .....	1-0	1-0
UNM more made free throws .....	7-4	3-1
Opponent more made free throws .....	3-8	2-4
Made free throws tied .....	2-2	2-1
UNM 3FG% higher .....	10-5	6-3
Opponent 3FG% higher .....	2-9	1-3
3FG% tied .....	0-0	0-0
UNM has more fouls .....	4-9	2-5
Opponent has more fouls .....	7-2	4-1
Fouls are tied .....	1-3	1-0
UNM more turnovers .....	1-5	1-3
Opponent more turnovers .....	11-7	6-2
Turnovers tied .....	0-2	0-1
Scoring less than 50 points .....	0-0	0-0
Scoring 50-59 points .....	0-2	0-0
Scoring 60-69 points .....	0-4	0-1
Scoring 70-79 points .....	5-4	3-2
Scoring 80-89 points .....	5-2	4-2
Scoring 90-99 points .....	0-2	0-1
Scoring 100+ points .....	2-0	0-0
Allowing 40 points or less .....	0-0	0-0
Allowing 41-49 points .....	1-0	1-0
Allowing 50-59 points .....	2-0	1-0
Allowing 60-69 points .....	4-2	3-0
Allowing 70-79 points .....	4-4	1-2
Allowing 80-89 points .....	1-5	1-2
Allowing 90+ points .....	0-3	0-2
On Monday .....	0-0	0-0
On Tuesday .....	2-2	0-1
On Wednesday .....	4-3	3-2
On Thursday .....	0-0	0-0
On Friday .....	1-2	0-0
On Saturday .....	5-7	4-3
On Sunday .....	0-0	0-0
In November .....	3-4	0-0
In December .....	3-5	1-1
In January .....	5-3	5-3
In February .....	1-2	1-2
In March .....	0-0	0-0

ness - so to speak - designating deflections and other statistics in the most recent game as the primary determining factor in this season's Lobo starters.

## LOBOS IN THE NATION

The Lobos are performing well in many categories in comparison to the rest of the nation's teams. Here is a look at where the Lobos stack up nationally in key categories:

- 5th - 3-point field goals per game (11.2)
- 6th - total made 3-pointers (290)
- 6th - 3-point field goal attempts (787)
- 8th - turnover margin (4.7)
- 12th - turnovers forced (16.85)
- 32nd - free-throw percentage (76.4)

## LOBOS IN THE MOUNTAIN WEST

The Lobos are ranked highly in the Mountain West in several statistical categories, including 17 in the top five. Below are just a few of the top spots UNM holds in the MW:

- 1st - 3-point field goals attempted (787)
- 1st - free throw percentage (76.4)
- 1st - steals per game (7.4)
- 1st - 3-point field goals per game (11.2)
- 1st - total 3-pointers made (290)
- 1st - total steals (192)
- 1st - turnover margin (4.7)
- 1st - turnovers forced (16.85)

## ABOUT THE 2017-18 LOBOS

The 2017-18 Lobos have just five returning student-athletes from the 2016-17 squad and feature an outstanding nine newcomers. Under first-year head coach Paul Weir, the Lobos look to improve on their 17-14 overall record last season, 10-8 in Mountain West play.

Top returners for the Lobos include lone regular starter Sam Logwood who averaged 7.3 points per game for a .449 field goal percentage and a .671 percentage from the free throw line. All four other Lobos to return to UNM this season played in at least 10 games, including junior Dane Kuiper who started 13 games, averaging 6.0 points per game.

## NEW COACH, NEW ERA

At the helm of the Lobos in the 2016-17 season will be head coach Paul Weir, officially named the 21st head coach in UNM men's basketball history on April 11, 2017. Weir spent the last season with New Mexico State where he finished 28-6 and led NMSU to a WAC Tournament Championship and an NCAA appearance. Weir is the first basketball coach to serve as the head coach for both New Mexico DI institutions.

## BY THE NUMBERS

Here is what is returning and missing for the 2017-18 Lobos.

Stat..... Returning..... Lost.....% Returning

<b>STARTERS AND RECORDS</b> (in order of appearance)					
McNeal	A. Jackson	Kuiper	Logwood	Furstinger	2-2
McNeal	Simons	Kuiper	Logwood	Furstinger	1-2
McNeal	Kuiper	Simmons	Logwood	Furstinger	0-1
McNeal	A. Jackson	Simons	Logwood	Furstinger	0-1
A. Jackson	Simons	Simmons	Maluach	Furstinger	0-1
A. Jackson	Kuiper	Simmons	Maluach	Furstinger	1-2
A. Jackson	Kuiper	Mathis	Maluach	Pinchuk	1-1
A. Jackson	Simons	Simmons	Pinchuk	Furstinger	1-0
McNeal	Kuiper	Simons	Maluach	Pinchuk	1-0
A. Jackson	Kuiper	Simmons	Pinchuk	Furstinger	0-1
A. Jackson	Kuiper	Mathis	Pinchuk	Furstinger	2-0
A. Jackson	Mathis	Simmons	Maluach	Pinchuk	1-0
A. Jackson	Mathis	Simmons	Furstinger	Pinchuk	1-0
McNeal	Mathis	Kuiper	Maluach	Furstinger	1-2
McNeal	Kuiper	Simons	Maluach	Logwood	0-1



## NEW MEXICO NOTES

Points.....	598.....	1,685.....	26%
Rebounds.....	312.....	759.....	29%
Assists.....	93.....	327.....	22%
Blocks.....	37.....	72.....	34%
Steals.....	54.....	135.....	29%
3-Pointers.....	39.....	106.....	27%
Free Throws.....	145.....	437.....	25%

### LOBO TRANSFERS

Of the nine fresh faces to the UNM squad, the Lobos welcome in six new transfers, four of which will be eligible to compete in the 2017-18 season. Those that are eligible and will don the Lobo Cherry & Silver this season include junior Chris McNeal (Indian Hills), senior Antino Jackson (Akron), junior Jachai Simmons (Midland College) and junior Troy Simons (Polk State). The pair of transfers that will not see action this season is JaQuan Lyle (Ohio State) and Vance Jackson (UConn) due to NCAA transfer rules.

### LOBOS ON TV

The 2017-18 schedule includes many national and regional broadcasts of New Mexico basketball. The Lobos are currently slated for TV 22 times, including 13 of 16 Mountain West games. UNM had 22 of 26 UNM and MW controlled games selected for TV while three non-conference road games, at New Mexico State, at UTEP and at Colorado are expected to be broadcast as well. The Lobos will be on ATT SportsNet/ROOT eight times, on CBS Sports Network five times, ESPN3 five times, and ESPNU and the Mountain West Network on Stadium once. Additionally, two games (at UNLV on January 17 and January 27 at home against Colorado State) are flex games that will be either on ESPNU or ESPN3.

### THERE'S NO PLACE LIKE HOME

After two years as WisePies Arena - The Pit, the famous home of Lobo basketball has been given a new name. While it will still be referred to as "The Pit," this season will be the first that the Lobos will compete in "Dreamstyle Arena" as part of an exciting \$10 million agreement for naming rights by Dreamstyle Remodeling of both of UNM's largest-capacity athletic venues. In addition to the official renaming of the Lobo basketball arena, the UNM football stadium, formerly referred to as "University Stadium" is now officially named "Dreamstyle Stadium."

In conjunction with the new name, The Pit was given a new floor this season, featuring both "New Mexico" and "The Pit" on the baselines, the new university interlocking UNM logo, fresh Mountain West logos customized in the Lobo cherry and silver, cherry free throw lines and dual Dreamstyle Arena logos on both sides of center court.

"The Pit" is nationally recognized as one of the top basketball venues. Need more evidence? How about Sports Illustrated ranking it as one of the top 20 sporting venues, of any sport, in the world for the 20th century. The Pit is truly a special place, and it has created an unparalleled environment for the New Mexico men's basketball program. Since the Mountain West conference began in 1999-2000, New Mexico has ranked in the top two in home attendance among MW teams in every year except one, including 12 seasons as the top-ranked MW team in overall attendance.

### LOBOS FROM NEAR AND FAR

Just one Lobo on the 2017-18 roster hails from near as a New Mexico native, freshman Matt Vail. Of the remaining 13 players on the roster, two are from California (Joe Furstinger and Vance Jackson) and two more are from Indiana (Sam Logwood and JaQuan Lyle). That leaves nine players all from different states or countries. The Lobo melting pot includes players from as close as Arizona (Connor McDougall) and Texas (Antino Jackson) and as far as Alaska (Dane Kuiper), New Jersey (Jachai Simmons), Oregon (Anthony Mathis), Pennsylvania (Troy Simons) and Tennessee (Chris McNeal). Not only are the Lobos' home towns spread across the United States, but two come from overseas including freshmen Makuach Maluach from Sydney, Australia, and Vladimir Pinchuk from Schwelm, Germany.

### SERIES HISTORY VS UTAH STATE

Utah State leads 23-9		
Home 7-10 (Pit 3-2), Road 2-13, Neutral 0-0		
2-2-52	Utah State.....	68-52 at Logan
2-7-52	Utah State.....	62-58 Albuquerque
2-7-53	Utah State.....	76-70 at Logan
2-21-53	New Mexico.....	99-91 Albuquerque
2-6-54	New Mexico.....	97-74 Albuquerque
2-20-54	Utah State.....	65-55 at Logan
2-3-55	Utah State.....	89-63 at Logan
2-26-55	Utah State.....	79-68 Albuquerque
2-4-56	Utah State.....	75-62 at Logan
3-3-56	New Mexico.....	74-63 Albuquerque
2-2-57	Utah State.....	84-73 Albuquerque
3-2-57	Utah State.....	69-61 at Logan
2-8-58	Utah State.....	60-46 at Logan
3-6-58	Utah State.....	78-68 Albuquerque
2-7-59	Utah State.....	87-72 Albuquerque
3-6-59	Utah State.....	93-72 Albuquerque
2-6-60	Utah State.....	86-59 at Logan
3-3-60	Utah State.....	103-72 Albuquerque
2-4-61	New Mexico.....	75-68 Albuquerque
3-3-61	Utah State.....	108-78 at Logan
2-2-62	Utah State.....	76-64 at Logan
3-3-62	Utah State.....	88-77 Albuquerque
12-29-79	Utah State.....	117-83 Albuquerque
1-28-14	New Mexico.....	78-65 at Logan
2-25-14	New Mexico.....	67-58 Albuquerque
1-10-15	New Mexico.....	66-60 at Logan
2-7-15	Utah State.....	63-60 Albuquerque
1-9-16	New Mexico.....	77-59 Albuquerque
2-9-16	Utah State.....	80-72 at Logan
1-4-17	Utah State.....	79-76 at Logan
1-24-17	New Mexico.....	74-61 Albuquerque
1-31-18	Utah State.....	89-80 at Logan

# THE 2017-18 NEW MEXICO LOBOS

## NUMERICAL ROSTER

#	NAME	HT	WT	POS	YR	EXP.	HOMETOWN (LAST SCHOOL/TEAM)
0	Matt Vail	5-10	145	G	Fr.	HS	Grants, N.M. (Grants HS)
1	Chris McNeal	6-1	185	G	Jr.	TR	Jackson, Tenn. (Indian Hills)
2	Sam Logwood	6-8	215	G/F	Sr.	3L	Indianapolis, Ind. (La Lumiere HS)
3	Antino Jackson	6-0	170	G	Sr.	TR	Houston, Texas (Akron)
4	Mike Mondragon	6-3	210	G	R-Jr.	HS	Taos, N.M. (Highland HS)
5	Joe Furstinger	6-9	230	F	Sr.	3L	Rancho Santa Margarita, Calif. (Santa Margarita Cath. HS)
10	Makuach Maluach	6-5	190	G/F	Fr.	HS	Sydney, Australia (Newington College)
11	Jachai Simmons	6-7	180	G/F	Jr.	TR	Plainfield, N.J. (Midland College)
13	JaQuan Lyle	6-5	210	G	Jr.	TR	Evansville, Ind. (Ohio State)
14	Dane Kuiper	6-7	200	G/F	Jr.	2L	Wasilla, Alaska (Corona del Sol HS (Ariz.))
15	Vladimir Pinchuk	6-10	230	F/C	Fr.	HS	Schwelm, Germany (Maerkischies Gym. Schwelm)
22	Vance Jackson	6-9	235	F	So.	TR	Los Angeles, Calif. (UConn)
31	Troy Simons	6-3	195	G	Jr.	TR	Pittsburgh, Penn. (Polk State)
32	Anthony Mathis	6-3	175	G	Jr.	2L	West Linn, Ore. (West Linn HS)
55	Connor MacDougall	6-9	240	F	Sr.	1L	Tempe, Ariz. (South Mountain CC)

## ALPHABETICAL ROSTER

#	NAME	HT	WT	POS	YR	EXP.	HOMETOWN (LAST SCHOOL/TEAM)
5	Joe Furstinger	6-9	230	F	Sr.	3L	Rancho Santa Margarita, Calif. (Santa Margarita Cath. HS)
3	Antino Jackson	6-0	170	G	Sr.	TR	Houston, Texas (Akron)
22	Vance Jackson	6-9	235	F	So.	TR	Los Angeles, Calif. (UConn)
14	Dane Kuiper	6-7	200	G/F	Jr.	2L	Wasilla, Alaska (Corona del Sol HS (Ariz.))
2	Sam Logwood	6-8	215	G/F	Sr.	3L	Indianapolis, Ind. (La Lumiere HS)
13	JaQuan Lyle	6-5	210	G	Jr.	TR	Evansville, Ind. (Ohio State)
55	Connor MacDougall	6-9	240	F	Sr.	1L	Tempe, Ariz. (South Mountain CC)
10	Makuach Maluach	6-5	190	G/F	Fr.	HS	Sydney, Australia (Newington College)
32	Anthony Mathis	6-3	175	G	Jr.	2L	West Linn, Ore. (West Linn HS)
1	Chris McNeal	6-1	185	G	Jr.	TR	Jackson, Tenn. (Indian Hills)
4	Mike Mondragon	6-3	210	G	R-Jr.	HS	Taos, N.M. (Highland HS)
15	Vladimir Pinchuk	6-10	230	F/C	Fr.	HS	Schwelm, Germany (Maerkischies Gym. Schwelm)
11	Jachai Simmons	6-7	180	G/F	Jr.	TR	Plainfield, N.J. (Midland College)
31	Troy Simons	6-3	195	G	Jr.	TR	Pittsburgh, Penn. (Polk State)
0	Matt Vail	5-10	145	G	Fr.	HS	Grants, N.M. (Grants HS)

## PRONOUNCIATION GUIDE

3	ANTINO Jackson	ANT-uh-no
5	Joe FURSTINGER	FUR-sting-er
10	MAKUACH MALUACH	muh-KWATCH mal-a-WATCH
11	JACHAI Simmons	juh-KIE SIMM-uns
13	JAQUAN Lyle	JAY-qwan
14	Dane KUIPER	KIE-pur
31	Troy SIMONS	SIGH-muns
55	Connor MACDOUGALL	MACK-doo-gull

## BY ELIGIBILITY

### Seniors (4)

2	Sam Logwood	G/F
3	Antino Jackson	G
5	Joe Furstinger	F
55	Connor MacDougall	F

### Juniors (6)

1	Chris McNeal	G
11	Jachai Simmons	G/F
13	JaQuan Lyle	G
14	Dane Kuiper	G/F
31	Troy Simons	Jr.
32	Anthony Mathis	Jr.

### Sophomores (1)

22	Vance Jackson	F
----	---------------	---

### Freshmen (3)

0	Matt Vail	G
10	Makuach Maluach	G/F
15	Vladimir Pinchuk	F/C

## HOME STATE/COUNTRY

### Alaska (1)

14	Dane Kuiper	G/F
----	-------------	-----

### Arizona (1)

55	Connor MacDougall	F
----	-------------------	---

### California (2)

5	Joe Furstinger	F
22	Vance Jackson	F

### Indiana (2)

2	Sam Logwood	G/F
13	JaQuan Lyle	G

### New Jersey (1)

11	Jachai Simmons	G/F
----	----------------	-----

### New Mexico (1)

0	Matt Vail	G
---	-----------	---

### Oregon (1)

32	Anthony Mathis	G
----	----------------	---

### Pennsylvania (1)

31	Troy Simons	G
----	-------------	---

### Tennessee (1)

1	Chris McNeal	G
---	--------------	---

### Texas (1)

3	Antino Jackson	G
---	----------------	---

### Australia (1)

10	Makuach Maluach	G/F
----	-----------------	-----

### Germany (1)

15	Vladimir Pinchuk	F/C
----	------------------	-----

## STARTERS RETURNING (1)

No.	Name	Pos.	GP-GS	Pts.	Reb.	Ast.	FG%	FT%
2	Sam Logwood	G/F	30-18	7.3	3.5	1.1	.449	.671

## OTHER LETTERWINNERS RETURNING (4)

No.	Name	Pos.	GP-GS	Pts.	Reb.	Ast.	FG%	FT%
5	Joe Furstinger	F	26-5	3.3	2.9	0.6	.528	.721
14	Dane Kuiper	G/F	26-13	6.0	2.7	1.3	.435	.783
32	Anthony Mathis	G	10-0	2.9	1.0	0.8	.400	1.000
55	Connor MacDougall	F	27-0	4.0	1.9	0.1	.471	.815

## STARTERS LOST (4)

No.	Name	GP-GS	Pts.	Reb.	Ast.	FG%	FT%
4	Elijah Brown	31-27	18.8	5.2	3.1	.379	.827
5	Jalen Harris	31-18	4.5	1.8	2.3	.439	.745
11	Obij Agat	31-28	5.9	4.1	0.4	.609	.700
32	Tim Williams	22-21	17.4	6.9	1.5	.562	.692

## OTHER LETTERWINNERS LOST (5) NEWCOMERS (9)

No.	Name	No.	Name	Pos.	Exp.
1	Aher Uguak	0	Matt Vail	G	HS
3	Jordan Hunter	1	Chris McNeal	G	TR
21	Xavier Adams	3	Antino Jackson	G	TR
24	Damien Jefferson	10	Makuach Malauch	G/F	HS
30	Adam Cumber	11	Jachai Simmons	G/F	TR
		13	JaQuan Lyle	G	TR
		15	Vladimir Pinchuk	F/C	HS
		22	Vance Jackson	F	TR
		31	Troy Simons	G	TR



## Paul Weir

21st Head Coach in UNM Program History  
Career Record: 40-20

### **NOTEWORTHY :**

- Named the 21st head coach in program history on April 11, 2017
- Spent last season at New Mexico State, finishing 28-6
- First basketball coach to serve as head coach for both New Mexico DI Institutions
- Led NMSU to WAC Tournament Championship and NCAA Appearance
- Married to Alma Weir and has one son, Theodore

### **COACHING EXPERIENCE**

#### **Head Coach:**

New Mexico (2017-present) (12-14)

New Mexico State (2016-17) (28-6)

#### **Associate Head Coach:**

New Mexico State (2007-16)

#### **Director of Basketball Operations:**

University of Iowa (2005-07)

#### **Assistant Coach:**

Northwestern State (La.) (2004-05)

### **ALMA MATER**

York (2004)

### **TWITTER**

Follow @Paul\_Weir1

### **MORE NOTES ON COACH WEIR**

- Weir's 28 wins in 2016-17 were the most in Division I for first-year head coaches
- His 28-6 record as a first-year head coach tied for the 10th-most wins by a Division I head coach in NCAA history
- Among those 28 wins was a NMSU school record 20-game winning streak that was at the time the longest in the nation
- Has three master's degrees in health and human performance, sports psychology and business administration. Currently working on his doctorate
- Played at York University and became starting point-guard for the Lions as a freshman
- Weir came to NM State in 2007 after two seasons as the director of basketball operations at Iowa, where he served under former Lobo head coach Steve Alford

### **WHAT THEY ARE SAYING ABOUT PAUL WEIR**

*"New Mexico got a guy in Paul Weir that has paid his dues, and immediately showed he can get things done as the head coach. This hire makes sense because Weir knows the landscape and the expectations at UNM. He's a guy who can coach, recruit and connect with players. That's rare these days."* - **Jeff Goodman, ESPN**

*"Paul Weir handled the transition from assistant coach to head coach about as smoothly as it can be handled -- winning 28 games in his first year after being promoted at New Mexico State. It was similar to what Brad Stevens did immediately after being promoted at Butler. So the Lobos have hired an accomplished coach with a great reputation."* - **Gary Parrish, CBS Sports**

# 2017-18 SEASON STATISTICS

RECORD:	OVERALL	HOME	AWAY	NEUTRAL
ALL GAMES	12-14	10-4	2-8	0-2
CONFERENCE	7-6	5-1	2-5	0-0
NON-CONFERENCE	5-8	5-3	0-3	0-2

#	Player	gp-gs	min	avg	Total		3-Point		F-Throw		Rebounds				pf	dq	a	to	blk	stl	pts	avg
					fg-fga	fg%	3fg-fga	3fg%	ft-fa	ft%	off	def	tot	avg								
32	MATHIS, Anthony	26-9	553	21.3	99-205	.483	76-159	.478	48-57	.842	11	40	51	2.0	65	4	25	16	3	12	322	12.4
03	JACKSON, Antino	25-17	584	23.4	90-212	.425	56-139	.403	31-43	.721	7	46	53	2.1	55	1	109	56	0	32	267	10.7
01	McNEAL, Chris	26-14	664	25.5	84-227	.370	46-147	.313	45-62	.726	4	49	53	2.0	39	0	74	46	0	17	259	10.0
10	MALUACH, Makuach	26-12	512	19.7	88-156	.564	24-51	.471	42-50	.840	28	38	66	2.5	59	3	26	38	6	16	242	9.3
05	FURSTINGER, Joe	25-21	701	28.0	78-153	.510	3-22	.136	74-95	.779	41	133	174	7.0	74	2	63	36	42	19	233	9.3
02	LOGWOOD, Sam	18-10	446	24.8	79-176	.449	2-7	.286	65-82	.793	34	50	84	4.7	44	0	25	41	0	10	225	12.5
31	SIMONS, Troy	21-8	464	22.1	61-182	.335	37-114	.325	23-29	.793	27	30	57	2.7	46	3	31	25	4	40	182	8.7
14	KUIPER, Dane	26-21	572	22.0	49-150	.327	32-107	.299	32-39	.821	14	72	86	3.3	57	1	43	21	7	26	162	6.2
15	PINCHUK, Vladimir	23-9	364	15.8	33-52	.635	0-0	.000	18-36	.500	21	40	61	2.7	46	1	3	13	9	2	84	3.7
11	SIMMONS, Jachai	23-9	328	14.3	33-79	.418	14-41	.341	3-6	.500	14	26	40	1.7	28	0	17	14	7	18	83	3.6
04	MONDRAGON, Mike	6-0	12	2.0	1-1	1.000	0-0	.000	0-0	.000	0	0	0	0.0	1	0	1	2	0	0	2	0.3
Team											54	38	92		1		7					
Total.....		26	5200		695-1593	.436	290-787	.368	381-499	.764	255	562	817	31.4	515	15	417	315	78	192	2061	79.3
Opponents.....		26	5200		706-1472	.480	168-455	.369	396-554	.715	280	697	977	37.6	504	-	351	438	95	159	1976	76.0

TEAM STATISTICS			NM	OPP	Date	Opponent	Score	Att.
SCORING			2061	1976	11/11/17	NORTHERN NEW MEXICO	w 147-76	10695
Points per game			79.3	76.0	11/14/17	NEBRASKA-OMAHA	w 103-71	9601
Scoring margin			+3.3	-	11/17/17	at New Mexico State	L 56-75	6839
FIELD GOALS-ATT			695-1593	706-1472	11/21/17	TENNESSEE TECH	L 96-104	9703
Field goal pct			.436	.480	11/24/17	vs TCU	L 67-69	1000
3 POINT FG-ATT			290-787	168-455	11/25/17	vs Maryland	L 65-80	1250
3-point FG pct			.368	.369	11/29/17	EVANSVILLE	w 78-59	8943
3-pt FG made per game			11.2	6.5	12/2/17	at UTEP	L 76-88	6394
FREE THROWS-ATT			381-499	396-554	12/6/17	at Colorado	L 57-75	6610
Free throw pct			.764	.715	12/9/17	NEW MEXICO STATE	L 62-65	12768
F-Throws made per game			14.7	15.2	12/16/17	ARIZONA	L 73-89	13207
REBOUNDS			817	977	12/19/17	RICE	w 78-69	9415
Rebounds per game			31.4	37.6	12/22/17	PRAIRIE VIEW A&M	w 87-78	9423
Rebounding margin			-6.2	-	* 12/27/17	AIR FORCE	w 87-58	10514
ASSISTS			417	351	* 12/30/17	at Nevada	L 74-77	9530
Assists per game			16.0	13.5	* 01/03/18	at Boise State	L 62-90	7557
TURNOVERS			315	438	* 1/6/18	SAN JOSE STATE	w 80-47	10799
Turnovers per game			12.1	16.8	* 1/10/18	WYOMING	w 75-66	9846
Turnover margin			+4.7	-	* 01/13/18	at Fresno State	L 80-89	6244
Assist/turnover ratio			1.3	0.8	* 01/17/18	at UNLV	w 85-81	10546
STEALS			192	159	* 1/20/18	SAN DIEGO STATE	w 79-75	11418
Steals per game			7.4	6.1	* 1/27/18	COLORADO STATE	w 80-65	12438
BLOCKS			78	95	* 01/31/18	at Utah State	L 80-89	6345
Blocks per game			3.0	3.7	* 02/03/18	at San Jose State	w 71-68	2151
ATTENDANCE			150127	67317	* 2/6/18	BOISE STATE	L 71-73	11357
Home games-Avg/Game			14-10723	10-6507	* 2/10/18	at Air Force	L 92-100	2851
Neutral site-Avg/Game			-	2-1125	* 02/14/18	UTAH STATE	7 p.m.	
Score by Periods			1st	2nd	Totals	* 02/20/18	at Wyoming	7 p.m.
New Mexico			989	1072	2061	* 02/25/18	UNLV	12 p.m.
Opponents			979	997	1976	* 02/28/18	at Colorado State	7 p.m.
						* 03/03/18	FRESNO STATE	7 p.m.

\* - Conference game



# 2017-18 CONFERENCE STATISTICS

RECORD:	OVERALL	HOME	AWAY	NEUTRAL
ALL GAMES	7-6	5-1	2-5	0-0
CONFERENCE	7-6	5-1	2-5	0-0
NON-CONFERENCE	0-0	0-0	0-0	0-0

#	Player	gp-gs	min	avg	Total		3-Point		F-Throw		Rebounds				pf	dq	a	to	blk	stl	pts	avg
					fg-fga	fg%	3fg-fga	3fg%	ft-fa	ft%	off	def	tot	avg								
32	MATHIS, Anthony	13-8	334	25.7	63-127	.496	47-94	.500	34-39	.872	8	25	33	2.5	34	2	12	8	2	6	207	15.9
10	MALUACH, Makuach	13-9	320	24.6	59-105	.562	18-35	.514	29-33	.879	14	23	37	2.8	41	3	16	20	1	9	165	12.7
03	JACKSON, Antino	12-8	316	26.3	52-107	.486	32-70	.457	19-24	.792	5	20	25	2.1	28	1	73	31	0	20	155	12.9
05	FURSTINGER, Joe	12-9	396	33.0	49-87	.563	2-7	.286	37-54	.685	25	76	101	8.4	35	1	36	18	23	13	137	11.4
01	McNEAL, Chris	13-5	301	23.2	35-103	.340	16-64	.250	16-23	.696	0	22	22	1.7	17	0	36	17	0	6	102	7.8
14	KUIPER, Dane	13-11	313	24.1	20-73	.274	11-53	.208	15-19	.789	4	35	39	3.0	24	0	19	11	5	14	66	5.1
02	LOGWOOD, Sam	6-1	144	24.0	20-47	.426	1-2	.500	19-25	.760	7	14	21	3.5	14	0	3	11	0	3	60	10.0
31	SIMONS, Troy	8-2	178	22.3	20-59	.339	12-37	.324	3-4	.750	5	11	16	2.0	18	1	10	10	1	11	55	6.9
11	SIMMONS, Jachai	10-5	145	14.5	14-28	.500	8-17	.471	2-3	.667	7	14	21	2.1	13	0	4	4	2	8	38	3.8
15	PINCHUK, Vladimir	10-7	144	14.4	11-17	.647	0-0	.000	7-15	.467	8	12	20	2.0	18	0	1	5	5	0	29	2.9
04	MONDRAGON, Mike	4-0	9	2.3	1-1	1.000	0-0	.000	0-0	.000	0	0	0	0.0	1	0	1	2	0	0	2	0.5
Team											22	12	34		1		5					
Total.....		13	2600		344-754	.456	147-379	.388	181-239	.757	105	264	369	28.4	244	8	211	142	39	90	1016	78.2
Opponents.....		13	2600		358-726	.493	75-204	.368	187-258	.725	136	327	463	35.6	244	-	169	196	45	71	978	75.2

TEAM STATISTICS	NM	OPP	Date	Opponent	Score	Att.
SCORING	1016	978	* 12/27/17	AIR FORCE	w 87-58	10514
Points per game	78.2	75.2	* 12/30/17	at Nevada	L 74-77	9530
Scoring margin	+2.9	-	* 01/03/18	at Boise State	L 62-90	7557
FIELD GOALS-ATT	344-754	358-726	* 1/6/18	SAN JOSE STATE	w 80-47	10799
Field goal pct	.456	.493	* 1/10/18	WYOMING	w 75-66	9846
3 POINT FG-ATT	147-379	75-204	* 01/13/18	at Fresno State	L 80-89	6244
3-point FG pct	.388	.368	* 01/17/18	at UNLV	w 85-81	10546
3-pt FG made per game	11.3	5.8	* 1/20/18	SAN DIEGO STATE	w 79-75	11418
FREE THROWS-ATT	181-239	187-258	* 1/27/18	COLORADO STATE	w 80-65	12438
Free throw pct	.757	.725	* 01/31/18	at Utah State	L 80-89	6345
F-Throws made per game	13.9	14.4	* 02/03/18	at San Jose State	w 71-68	2151
REBOUNDS	369	463	* 2/6/18	BOISE STATE	L 71-73	11357
Rebounds per game	28.4	35.6	* 2/10/18	at Air Force	L 92-100	2851
Rebounding margin	-7.2	-	* 02/14/18	UTAH STATE	7 p.m.	
ASSISTS	211	169	* 02/20/18	at Wyoming	7 p.m.	
Assists per game	16.2	13.0	* 02/25/18	UNLV	12 p.m.	
TURNOVERS	142	196	* 02/28/18	at Colorado State	7 p.m.	
Turnovers per game	10.9	15.1	* 03/03/18	FRESNO STATE	7 p.m.	
Turnover margin	+4.2	-	* - Conference game			
Assist/turnover ratio	1.5	0.9				
STEALS	90	71				
Steals per game	6.9	5.5				
BLOCKS	39	45				
Blocks per game	3.0	3.5				
ATTENDANCE	66372	45224				
Home games-Avg/Game	6-11062	7-6461				
Neutral site-Avg/Game	-	0-0				

Score by Periods	1st	2nd	Totals
New Mexico	479	537	1016
Opponents	472	506	978

# 2017-18 Extended Season Statistics - All Games

RECORD:	OVERALL	HOME	AWAY	NEUTRAL
ALL GAMES	12-14	10-4	2-8	0-2
CONFERENCE	7-6	5-1	2-5	0-0
NON-CONFERENCE	5-8	5-3	0-3	0-2

#	Player	gp-gs	min	avg	Total		3-Point		F-Throw		Rebounds																
					fg-fga	fg%	3fg-fga	3fg%	ft-fa	ft%	off	def	tot	avg	pf	dq	a	a/g	to	to/g	a/to	blk	blk/g	stl	stl/g	pts	avg
32	MATHIS, Anthony	26-9	553	21.3	99-205	.483	76-159	.478	48-57	.842	11	40	51	2.0	65	4	25	0.96	16	0.62	1.56	3	0.12	12	0.46	322	12.4
03	JACKSON, Antino	25-17	584	23.4	90-212	.425	56-139	.403	31-43	.721	7	46	53	2.1	55	1	109	4.36	56	2.24	1.95	0	0.00	32	1.28	267	10.7
01	McNEAL, Chris	26-14	664	25.5	84-227	.370	46-147	.313	45-62	.726	4	49	53	2.0	39	0	74	2.85	46	1.77	1.61	0	0.00	17	0.65	259	10.0
10	MALUACH, Makuach	26-12	512	19.7	88-156	.564	24-51	.471	42-50	.840	28	38	66	2.5	59	3	26	1.00	38	1.46	0.68	6	0.23	16	0.62	242	9.3
05	FURSTINGER, Joe	25-21	701	28.0	78-153	.510	3-22	.136	74-95	.779	41	133	174	7.0	74	2	63	2.52	36	1.44	1.75	42	1.68	19	0.76	233	9.3
02	LOGWOOD, Sam	18-10	446	24.8	79-176	.449	2-7	.286	65-82	.793	34	50	84	4.7	44	0	25	1.39	41	2.28	0.61	0	0.00	10	0.56	225	12.5
31	SIMONS, Troy	21-8	464	22.1	61-182	.335	37-114	.325	23-29	.793	27	30	57	2.7	46	3	31	1.48	25	1.19	1.24	4	0.19	40	1.90	182	8.7
14	KUIPER, Dane	26-21	572	22.0	49-150	.327	32-107	.299	32-39	.821	14	72	86	3.3	57	1	43	1.65	21	0.81	2.05	7	0.27	26	1.00	162	6.2
15	PINCHUK, Vladimir	23-9	364	15.8	33-52	.635	0-0	.000	18-36	.500	21	40	61	2.7	46	1	3	0.13	13	0.57	0.23	9	0.39	2	0.09	84	3.7
11	SIMMONS, Jachai	23-9	328	14.3	33-79	.418	14-41	.341	3-6	.500	14	26	40	1.7	28	0	17	0.74	14	0.61	1.21	7	0.30	18	0.78	83	3.6
04	MONDRAGON, Mike	6-0	12	2.0	1-1	1.000	0-0	.000	0-0	.000	0	0	0	0.0	1	0	1	0.17	2	0.33	0.50	0	0.00	0	0.00	2	0.3
Total.....		26	5200		695-1593	.436	290-787	.368	381-499	.764	255	562	817	31.4	515	15	417	16.04	315	12.12	1.32	78	3.00	192	7.38	2061	79.3
Opponents.....		26	5200		706-1472	.480	168-455	.369	396-554	.715	280	697	977	37.6	504	-	351	13.50	438	16.85	0.80	95	3.65	159	6.12	1976	76.0

Score by Periods	1st	2nd	Totals
New Mexico	989	1072	2061
Opponents	979	997	1976

# 2017-18 Extended Season Statistics - Conference Only

RECORD:	OVERALL	HOME	AWAY	NEUTRAL
ALL GAMES	7-6	5-1	2-5	0-0
CONFERENCE	7-6	5-1	2-5	0-0
NON-CONFERENCE	0-0	0-0	0-0	0-0

#	Player	gp-gs	min	avg	Total		3-Point		F-Throw		Rebounds			pf	dq	a	a/g	to	to/g	a/to	blk	blk/g	stl	stl/g	pts	avg	
					fg-fga	fg%	3fg-fga	3fg%	ft-fa	ft%	off	def	tot														avg
32	MATHIS, Anthony	13-8	334	25.7	63-127	.496	47-94	.500	34-39	.872	8	25	33	2.5	34	2	12	0.92	8	0.62	1.50	2	0.15	6	0.46	207	15.9
10	MALUACH, Makuach	13-9	320	24.6	59-105	.562	18-35	.514	29-33	.879	14	23	37	2.8	41	3	16	1.23	20	1.54	0.80	1	0.08	9	0.69	165	12.7
03	JACKSON, Antino	12-8	316	26.3	52-107	.486	32-70	.457	19-24	.792	5	20	25	2.1	28	1	73	6.08	31	2.58	2.35	0	0.00	20	1.67	155	12.9
05	FURSTINGER, Joe	12-9	396	33.0	49-87	.563	2-7	.286	37-54	.685	25	76	101	8.4	35	1	36	3.00	18	1.50	2.00	23	1.92	13	1.08	137	11.4
01	McNEAL, Chris	13-5	301	23.2	35-103	.340	16-64	.250	16-23	.696	0	22	22	1.7	17	0	36	2.77	17	1.31	2.12	0	0.00	6	0.46	102	7.8
14	KUIPER, Dane	13-11	313	24.1	20-73	.274	11-53	.208	15-19	.789	4	35	39	3.0	24	0	19	1.46	11	0.85	1.73	5	0.38	14	1.08	66	5.1
02	LOGWOOD, Sam	6-1	144	24.0	20-47	.426	1-2	.500	19-25	.760	7	14	21	3.5	14	0	3	0.50	11	1.83	0.27	0	0.00	3	0.50	60	10.0
31	SIMONS, Troy	8-2	178	22.3	20-59	.339	12-37	.324	3-4	.750	5	11	16	2.0	18	1	10	1.25	10	1.25	1.00	1	0.13	11	1.38	55	6.9
11	SIMMONS, Jachai	10-5	145	14.5	14-28	.500	8-17	.471	2-3	.667	7	14	21	2.1	13	0	4	0.40	4	0.40	1.00	2	0.20	8	0.80	38	3.8
15	PINCHUK, Vladimir	10-7	144	14.4	11-17	.647	0-0	.000	7-15	.467	8	12	20	2.0	18	0	1	0.10	5	0.50	0.20	5	0.50	0	0.00	29	2.9
04	MONDRAGON, Mike	4-0	9	2.3	1-1	1.000	0-0	.000	0-0	.000	0	0	0	0.0	1	0	1	0.25	2	0.50	0.50	0	0.00	0	0.00	2	0.5
Total.....		13	2600		344-754	.456	147-379	.388	181-239	.757	105	264	369	28.4	244	8	211	16.23	142	10.92	1.49	39	3.00	90	6.92	1016	78.2
Opponents.....		13	2600		358-726	.493	75-204	.368	187-258	.725	136	327	463	35.6	244	-	169	13.00	196	15.08	0.86	45	3.46	71	5.46	978	75.2

Score by Periods	1st	2nd	Totals
New Mexico	479	537	1016
Opponents	472	506	978

## 2017-18 SEASON STATISTICS

### 2017-18 Season Metrics

#### All games

#	Player	Min	AST%	EFG%	TS%	Usg%	DRB%	ORB%	TRB%
05	FURSTINGER, Joe	701	16.1	.520	.598	16.1	23.4	6.4	14.4
03	JACKSON, Antino	584	36.3	.557	.578	24.0	9.7	1.3	5.3
14	KUIPER, Dane	572	12.9	.433	.485	16.1	15.5	2.7	8.7
02	LOGWOOD, Sam	446	11.4	.455	.530	27.7	13.8	8.3	10.9
10	MALUACH, Makuach	512	10.2	.641	.680	20.6	9.2	6.0	7.5
32	MATHIS, Anthony	553	9.2	.668	.700	21.8	8.9	2.2	5.3
01	McNEAL, Chris	664	20.6	.471	.509	22.1	9.1	0.7	4.6
04	MONDRAGON, Mike	12	14.2	1.000	1.000	12.2	0.0	0.0	0.0
15	PINCHUK, Vladimir	364	1.4	.635	.619	10.9	13.6	6.3	9.7
11	SIMMONS, Jachai	328	9.1	.506	.508	14.3	9.8	4.7	7.1
31	SIMONS, Troy	464	12.4	.437	.467	23.2	8.0	6.4	7.1

Estimated possessions: 1894.1

Team offensive rating (ORtg): 108.8

Team defensive rating (DRtg): 104.3

AST% - An estimate of the pct of teammate field goals assisted while on the floor

EFG% - Effective FG% (adjusts to include additional points from 3FGs)

TS% - True Shooting% (takes into account field goals, 3-point field goals, and free throws)

Usg% - An estimate of the pct of team plays used while on the floor

DRB% - An estimate of the pct of available defensive rebounds grabbed while on the floor

ORB% - An estimate of the pct of available offensive rebounds grabbed while on the floor

TRB% - An estimate of the pct of all available rebounds grabbed while on the floor

ORtg - Offensive rating - points scored per 100 possessions

DRtg - Defensive rating - points allowed per 100 possessions

## 2017-18 Team Game-by-Game

Opponent	Date	Score		Total		3-Pointers		Free throws		Rebounds				pf	a	t/o	blk	stl	pts	av
				fg-fga	pct	3fg-fga	pct	ft-fa	pct	off	def	tot	avg							
NORTHERN NEW MEXIC	11/11/17	147-76	W	55-85	.647	18-39	.462	19-22	.864	13	32	45	45.0	21	40	18	6	22	147	147.
NEBRASKA-OMAHA	11/14/17	103-71	W	34-77	.442	17-39	.436	18-24	.750	19	29	48	46.5	19	21	18	5	11	103	125.
at New Mexico State	11/17/17	56-75	L	20-52	.385	6-20	.300	10-15	.667	9	16	25	39.3	22	5	17	1	2	56	102.
TENNESSEE TECH	11/21/17	96-104	L	28-69	.406	16-39	.410	24-29	.828	11	21	32	37.5	26	19	14	6	7	96	100.
vs TCU	11/24/17	67-69	L	23-67	.343	6-30	.200	15-18	.833	12	23	35	37.0	19	8	9	3	7	67	93.
vs Maryland	11/25/17	65-80	L	21-63	.333	9-29	.310	14-14	1.000	13	15	28	35.5	26	12	13	2	7	65	89.
EVANSVILLE	11/29/17	78-59	W	30-61	.492	11-27	.407	7-9	.778	9	21	30	34.7	21	23	11	4	9	78	87.
at UTEP	12/2/17	76-88	L	21-56	.375	11-31	.355	23-35	.657	10	27	37	35.0	25	11	14	0	4	76	86.
at Colorado	12/6/17	57-75	L	21-71	.296	9-31	.290	6-16	.375	9	21	30	34.4	21	10	7	2	10	57	82.
NEW MEXICO STATE	12/9/17	62-65	L	21-54	.389	8-28	.286	12-17	.706	9	27	36	34.6	20	9	19	3	5	62	80.
ARIZONA	12/16/17	73-89	L	24-62	.387	12-34	.353	13-14	.929	8	15	23	33.5	21	15	7	2	6	73	80.
RICE	12/19/17	78-69	W	25-62	.403	9-31	.290	19-23	.826	13	27	40	34.1	14	16	12	2	5	78	79.
PRAIRIE VIEW A&M	12/22/17	87-78	W	28-60	.467	11-30	.367	20-24	.833	15	24	39	34.5	16	17	14	3	7	87	80.
AIR FORCE	12/27/17	87-58	W	31-62	.500	14-33	.424	11-14	.786	7	27	34	34.4	20	21	8	4	9	87	80.
at Nevada	12/30/17	74-77	L	27-63	.429	11-32	.344	9-11	.818	14	27	41	34.9	20	15	14	2	2	74	80.
at Boise State	01/03/18	62-90	L	22-63	.349	6-27	.222	12-15	.800	5	20	25	34.2	16	12	13	0	7	62	79.
SAN JOSE STATE	1/6/18	80-47	W	28-60	.467	13-36	.361	11-19	.579	12	22	34	34.2	21	23	6	2	12	80	79.
WYOMING	1/10/18	75-66	W	23-50	.460	10-24	.417	19-25	.760	10	24	34	34.2	18	13	20	6	7	75	79.
at Fresno State	01/13/18	80-89	L	28-54	.519	8-25	.320	16-19	.842	4	20	24	33.7	22	17	10	2	6	80	79.
at UNLV	01/17/18	85-81	W	28-64	.438	10-26	.385	19-22	.864	11	23	34	33.7	20	12	11	1	5	85	79.
SAN DIEGO STATE	1/20/18	79-75	W	24-58	.414	13-29	.448	18-25	.720	11	23	34	33.7	16	13	5	3	4	79	79.
COLORADO STATE	1/27/18	80-65	W	28-54	.519	13-34	.382	11-15	.733	7	8	15	32.9	13	23	7	4	9	80	79.
at Utah State	01/31/18	80-89	L	29-60	.483	13-28	.464	9-10	.900	8	17	25	32.5	16	18	10	3	4	80	79.
at San Jose State	02/03/18	71-68	W	24-58	.414	11-35	.314	12-20	.600	7	12	19	32.0	21	14	10	5	11	71	79.
BOISE STATE	2/6/18	71-73	L	24-52	.462	11-23	.478	12-16	.750	3	23	26	31.7	15	15	11	6	8	71	78.
at Air Force	2/10/18	92-100	L	28-56	.500	14-27	.519	22-28	.786	6	18	24	31.4	26	15	17	1	6	92	79.
New Mexico		2061		695-1593	.436	290-787	.368	381-499	.764	255	562	817	31.4	515	417	315	78	192	2061	79.
Opponents		1976		706-1472	.480	168-455	.369	396-554	.715	280	697	977	37.6	504	351	438	95	159	1976	76.

Games played: 26  
 Points/game: 79.3  
 FG Pct: 43.6  
 3FG Pct: 36.8  
 FT Pct: 76.4

Rebounds/game: 31.4  
 Assists/game: 16.0  
 Turnovers/game: 12.1  
 Assist/turnover ratio: 1.3  
 Steals/game: 7.4  
 Blocks/game: 3.0



# 2017-18 SEASON STATISTICS

## 2017-18 Opponent Game-by-Game

Opponent	Date	Score		Total		3-Pointers		Free throws		Rebounds				pf	a	t/o	blk	stl	pts	av
				fg-fga	pct	3fg-fga	pct	ft-fa	pct	off	def	tot	avg							
NORTHERN NEW MEXIC	11/11/17	147-76	W	26-70	.371	6-21	.286	18-24	.750	13	17	30	30.0	20	16	33	0	13	76	76.
NEBRASKA-OMAHA	11/14/17	103-71	W	22-57	.386	10-30	.333	17-26	.654	9	28	37	33.5	21	12	26	2	9	71	73.
at New Mexico State	11/17/17	56-75	L	25-64	.391	4-20	.200	21-29	.724	25	25	50	39.0	19	14	14	2	6	75	74.
TENNESSEE TECH	11/21/17	96-104	L	34-61	.557	12-22	.545	24-32	.750	9	30	39	39.0	25	23	17	4	13	104	81.
vs TCU	11/24/17	67-69	L	28-59	.475	4-14	.286	9-17	.529	13	33	46	40.4	19	14	16	9	4	69	79.
vs Maryland	11/25/17	65-80	L	24-46	.522	8-15	.533	24-27	.889	9	29	38	40.0	18	15	22	6	3	80	79.
EVANSVILLE	11/29/17	78-59	W	19-52	.365	3-13	.231	18-23	.783	15	24	39	39.9	17	8	21	3	6	59	76.
at UTEP	12/2/17	76-88	L	29-54	.537	9-24	.375	21-27	.778	2	31	33	39.0	25	10	14	0	4	88	77.
at Colorado	12/6/17	57-75	L	26-52	.500	9-15	.600	14-22	.636	9	49	58	41.1	21	14	23	5	3	75	77.
NEW MEXICO STATE	12/9/17	62-65	L	26-61	.426	4-20	.200	9-18	.500	15	29	44	41.4	21	11	17	6	8	65	76.
ARIZONA	12/16/17	73-89	L	32-50	.640	9-13	.692	16-21	.762	6	29	35	40.8	14	17	10	5	4	89	77.
RICE	12/19/17	78-69	W	27-62	.435	6-26	.231	9-13	.692	10	26	36	40.4	18	11	13	2	5	69	76.
PRAIRIE VIEW A&M	12/22/17	87-78	W	30-58	.517	9-18	.500	9-17	.529	9	20	29	39.5	22	17	16	6	10	78	76.
AIR FORCE	12/27/17	87-58	W	22-58	.379	3-16	.188	11-20	.550	15	24	39	39.5	15	7	17	2	4	58	75.
at Nevada	12/30/17	74-77	L	25-57	.439	8-24	.333	19-29	.655	10	22	32	39.0	13	16	5	6	7	77	75.
at Boise State	01/03/18	62-90	L	38-64	.594	8-18	.444	6-12	.500	9	36	45	39.4	15	18	17	1	8	90	76.
SAN JOSE STATE	1/6/18	80-47	W	14-44	.318	3-11	.273	16-24	.667	10	24	34	39.1	19	7	20	1	3	47	74.
WYOMING	1/10/18	75-66	W	26-53	.491	4-12	.333	10-12	.833	4	19	23	38.2	22	9	18	5	7	66	74.
at Fresno State	01/13/18	80-89	L	32-49	.653	9-12	.750	16-24	.667	2	24	26	37.5	21	16	9	4	3	89	75.
at UNLV	01/17/18	85-81	W	30-62	.484	2-13	.154	19-30	.633	13	27	40	37.7	20	18	12	7	5	81	75.
SAN DIEGO STATE	1/20/18	79-75	W	27-61	.443	8-21	.381	13-15	.867	12	28	40	37.8	25	13	12	6	3	75	75.
COLORADO STATE	1/27/18	80-65	W	26-49	.531	5-10	.500	8-10	.800	15	20	35	37.6	19	11	23	2	4	65	74.
at Utah State	01/31/18	80-89	L	31-55	.564	13-24	.542	14-17	.824	9	23	32	37.4	12	15	13	3	7	89	75.
at San Jose State	02/03/18	71-68	W	24-51	.471	3-13	.231	17-22	.773	14	29	43	37.6	22	13	25	2	7	68	75.
BOISE STATE	2/6/18	71-73	L	27-62	.435	4-12	.333	15-17	.882	14	27	41	37.8	14	6	10	1	8	73	75.
at Air Force	2/10/18	92-100	L	36-61	.590	5-18	.278	23-26	.885	9	24	33	37.6	27	20	15	5	5	100	76.
Opponents		1976		706-1472	.480	168-455	.369	396-554	.715	280	697	977	37.6	504	351	438	95	159	1976	76.
New Mexico		2061		695-1593	.436	290-787	.368	381-499	.764	255	562	817	31.4	515	417	315	78	192	2061	79.

Games played: 26  
Points/game: 76.0  
FG Pct: 48.0  
3FG Pct: 36.9  
FT Pct: 71.5

Rebounds/game: 37.6  
Assists/game: 13.5  
Turnovers/game: 16.8  
Assist/turnover ratio: 0.8  
Steals/game: 6.1  
Blocks/game: 3.7

# 2017-18 Game-by-Game Highs

Opponent	Date	Score	Points	Rebounds	Assists	Steals	Blocked shots
NORTHERN NEW MEXICO	11/11/17	147-76	24-McNEAL, Chris	7-PINCHUK, Vladimir SIMONS, Troy	10-McNEAL, Chris	5-SIMONS, Troy	3-FURSTINGER,
NEBRASKA-OMAHA	11/14/17	103-71	24-SIMONS, Troy	8-FURSTINGER, Joe	5-JACKSON, Antino	4-SIMONS, Troy	4-FURSTINGER,
at New Mexico State	11/17/17	56-75	14-MATHIS, Anthony	7-LOGWOOD, Sam	2-LOGWOOD, Sam	1-SIMONS, Troy KUIPER, Dane	1-SIMONS, Troy
TENNESSEE TECH	11/21/17	96-104	29-McNEAL, Chris	9-FURSTINGER, Joe	6-McNEAL, Chris	2-KUIPER, Dane	4-FURSTINGER,
vs TCU	11/24/17	67-69	27-LOGWOOD, Sam	7-FURSTINGER, Joe	2-FURSTINGER, Joe McNEAL, Chris	3-SIMONS, Troy	3-FURSTINGER,
vs Maryland	11/25/17	65-80	19-McNEAL, Chris	8-KUIPER, Dane	3-JACKSON, Antino	2-SIMMONS, Jachai	1-SIMONS, Troy SIMMONS, Jach
EVANSVILLE	11/29/17	78-59	14-LOGWOOD, Sam SIMONS, Troy	5-LOGWOOD, Sam FURSTINGER, Joe	10-JACKSON, Antino	3-SIMONS, Troy	2-FURSTINGER,
at UTEP	12/2/17	76-88	22-LOGWOOD, Sam	8-SIMONS, Troy	4-LOGWOOD, Sam	2-JACKSON, Antino	None
at Colorado	12/6/17	57-75	15-MATHIS, Anthony	7-FURSTINGER, Joe	3-McNEAL, Chris	3-SIMONS, Troy	1-MALUACH, Mak KUIPER, Dane
NEW MEXICO STATE	12/9/17	62-65	14-JACKSON, Antino	7-SIMONS, Troy	3-KUIPER, Dane	2-MALUACH, Makua	2-FURSTINGER,
ARIZONA	12/16/17	73-89	24-KUIPER, Dane	5-FURSTINGER, Joe	5-LOGWOOD, Sam	2-FURSTINGER, Joe SIMONS, Troy	1-MALUACH, Mak PINCHUK, Vlad
RICE	12/19/17	78-69	17-FURSTINGER, Jo	12-FURSTINGER, Jo	6-KUIPER, Dane	4-SIMONS, Troy	1-FURSTINGER, PINCHUK, Vlad
PRAIRIE VIEW A&M	12/22/17	87-78	20-FURSTINGER, Jo	10-FURSTINGER, Jo	4-FURSTINGER, Joe SIMMONS, Jachai	2-SIMONS, Troy	1-SIMONS, Troy MALUACH, Mak SIMMONS, Jach
AIR FORCE	12/27/17	87-58	15-SIMMONS, Jachai	12-FURSTINGER, Jo	9-JACKSON, Antino	3-SIMMONS, Jachai KUIPER, Dane	2-FURSTINGER,
at Nevada	12/30/17	74-77	17-MATHIS, Anthony	10-FURSTINGER, Jo	8-JACKSON, Antino	1-SIMMONS, Jachai SIMONS, Troy	1-FURSTINGER, SIMMONS, Jach
at Boise State	01/03/18	62-90	15-FURSTINGER, Jo	6-FURSTINGER, Joe	7-McNEAL, Chris	2-KUIPER, Dane SIMONS, Troy	None
SAN JOSE STATE	1/6/18	80-47	15-MALUACH, Makua	9-FURSTINGER, Joe	7-JACKSON, Antino	5-FURSTINGER, Joe	2-FURSTINGER,
WYOMING	1/10/18	75-66	20-JACKSON, Antino	10-FURSTINGER, Jo	4-FURSTINGER, Joe JACKSON, Antino	4-JACKSON, Antino	2-PINCHUK, Vlad FURSTINGER, J
at Fresno State	01/13/18	80-89	21-MALUACH, Makua	8-FURSTINGER, Joe	5-JACKSON, Antino	3-JACKSON, Antino	2-FURSTINGER,
at UNLV	01/17/18	85-81	19-MALUACH, Makua	9-FURSTINGER, Joe	5-JACKSON, Antino	2-SIMMONS, Jachai JACKSON, Antino	1-KUIPER, Dane
SAN DIEGO STATE	1/20/18	79-75	24-JACKSON, Antino	10-FURSTINGER, Jo	6-JACKSON, Antino	1-FURSTINGER, Joe SIMMONS, Jachai MATHIS, Anthony JACKSON, Antino	1-MALUACH, Mak PINCHUK, Vlad FURSTINGER, J
COLORADO STATE	1/27/18	80-65	13-FURSTINGER, Jo MATHIS, Anthony SIMONS, Troy	4-FURSTINGER, Joe	11-JACKSON, Antino	4-SIMONS, Troy	2-KUIPER, Dane
at Utah State	01/31/18	80-89	25-MATHIS, Anthony	9-FURSTINGER, Joe	6-FURSTINGER, Joe	1-SIMONS, Troy FURSTINGER, Joe MALUACH, Makua KUIPER, Dane	3-FURSTINGER,
at San Jose State	02/03/18	71-68	17-JACKSON, Antino	7-FURSTINGER, Joe	5-JACKSON, Antino	2-LOGWOOD, Sam KUIPER, Dane McNEAL, Chris JACKSON, Antino	4-FURSTINGER,
BOISE STATE	2/6/18	71-73	17-MATHIS, Anthony	7-FURSTINGER, Joe	5-McNEAL, Chris	2-KUIPER, Dane SIMONS, Troy	5-FURSTINGER,
at Air Force	2/10/18	92-100	26-MALUACH, Makua	5-JACKSON, Antino	10-JACKSON, Antino	3-MALUACH, Makua	1-KUIPER, Dane

## FEB. 10, 2018 - NEW MEXICO 92, AIR FORCE 100 - USAFA, Colo.

### Maluach Scores 26, Lobos Outpaced by AF, 100-92

**USAFA, COLO.** --- Despite registering its highest point total since Nov. 21 against Tennessee Tech, The University of New Mexico men's basketball team was outpaced by the Air Force Falcons on Saturday afternoon by a final score of 100-92. Six Lobos scored in double figures including a career-high 26 points from freshman Makuach Maluach en route to the loss.

UNM falls to 12-14 overall, 7-6 in conference play, while Air Force improves to 10-13, 4-7 in the Mountain West.

The Lobos were led in scoring by Maluach, junior Anthony Mathis (15), senior Sam Logwood (14), junior Troy Simons (11), senior Antino Jackson (10) and junior Chris McNeal (10). Jackson also posted his second point-assist double-double of the season, adding 10 assists to his 10 points. He also tied Logwood with a team-high five rebounds.

For the second-straight game, UNM failed to maintain its halftime lead, having led the Falcons 53-46 at the break. Maluach had an impressive showing in the first half, pacing the Lobos with 15 points on a perfect 6-of-6 from the floor while going 3-for-3 from behind the arc.

The game started out slow with neither team in double digits by the first media timeout (9-3), but the momentum picked up and the Lobos got ahead by 10 at the 11:04 mark on a 3-pointer by Simons, 21-11. The Lobos did not trail in the first half, shooting 58.6 percent from the field and 60.0 percent from 3-point range.

It all changed in the second half.

Air Force exploded out of the locker room with a 12-0 run to take a five-point lead at the 15:19 mark in the second half, 58-53. In that opening 4:41, the Lobos were whistled for six fouls including a pair on Mathis and one on Simons, Kuiper, Maluach and Pinchuk. Four of which were called within 36 seconds to quickly put Air Force close to bonus territory.

Simons scored a layup to cut the deficit to three before fouling to put Air Force's Trevor Lyons at the line for a pair of free throws.

A Maluach 3-pointer and a Simons dunk tied the game at 60-60 with 13:42 to play before the Lobos got out to a 3-point lead with 12:04 on the clock on a Maluach layup.

Air Force responded with a 15-2 run to take a commanding 10-point lead with 7:33 left. The Lobos battled but would get no closer than five points the rest of the way.

The Lobos went 11-for-12 from the free throw line over the final seven minutes of the contest to finish 22-for-28 on the night (78.6 percent).

The Lobos shot 50 percent from the floor on the night for the fifth time this season and finished 51.9 percent from behind the arc. Air Force fired at a clip of 59 percent from the floor, 27.8 percent from 3-point range. The Falcons finished 88.5 percent from the charity stripe.

Air Force outscored UNM in the paint (56-26), off of turnovers (22-13), off of second-chance points (11-3), on the fast break (10-2) and from the bench (33-27). The Falcons also outrebounded UNM 33-24.

Air Force was led by five scorers in double figures including Lyons with a team-high 16.

The Lobos will return to action at home on Wednesday, Feb. 14 for the Lobos Love Pink game against Utah State. Tipoff is scheduled for 7 p.m. and the game will air live on the Mountain West Network.

Official Basketball Box Score -- Game Totals -- Final Statistics  
**New Mexico vs Air Force**  
2/10/18 2:02 PM MT at Clune Arena (USAF Academy, Colo.)

**New Mexico 92 • 12-14, 7-6**

#	Player	Total		3-Ptr		Rebounds		PF	TP	A	TO	Blk	Stl	Min
		FG-FGA	FG-FGA	FT-FTA	FT-FTA	Off	Def							
10	MALUACH, Makuach	10-14	6-7	0-0	1	3	4	26	1	3	0	3	33	22
14	KUIPER, Dane	0-4	0-3	4-4	0	2	2	2	4	0	2	1	0	26
01	McNEAL, Chris	4-10	1-5	1-2	0	1	1	2	10	1	2	0	1	26
02	LOGWOOD, Sam	3-7	0-0	8-10	2	3	5	2	14	0	2	0	0	21
31	SIMONS, Troy	4-8	3-4	0-0	0	4	4	3	11	3	1	0	0	31
03	JACKSON, Antino	3-7	2-4	2-4	0	5	5	4	10	4	0	1	1	25
11	SIMMONS, Jachai	1-1	0-0	0-0	0	0	0	1	2	0	1	0	0	8
15	PINCHUK, Vladimir	0-0	0-0	0-0	1	0	1	4	0	0	0	0	0	7
32	MATHIS, Anthony	3-5	2-4	7-8	1	0	1	4	15	0	2	0	1	18
Team					1	0	1							
Totals		28-56	14-27	22-28	6	18	24	26	92	15	17	1	6	200
FG % 1st Half: 17-29 58.6%		2nd half: 11-27 40.7%		Game: 28-56 50.0%		Deadball Rebounds 4								
3FG % 1st Half: 9-15 60.0%		2nd half: 5-12 41.7%		Game: 14-27 51.9%										
FT % 1st Half: 10-12 83.3%		2nd half: 12-16 75.0%		Game: 22-28 78.6%										

**Air Force 100 • 10-13, 4-7**

#	Player	Total		3-Ptr		Rebounds		PF	TP	A	TO	Blk	Stl	Min
		FG-FGA	FG-FGA	FT-FTA	FT-FTA	Off	Def							
12	SCOTTIE, Lavelle	7-12	0-1	1-1	2	4	6	3	15	1	2	1	0	22
34	SWAN, Ryan	6-12	0-3	5-5	3	7	10	2	17	1	2	2	1	30
02	SIPLES, CJ	3-4	0-1	3-4	0	1	1	5	9	5	1	0	1	20
03	TOMES, Sid	3-7	2-6	2-2	0	3	3	5	10	5	1	0	1	31
20	LYONS, Trevor	4-9	0-0	8-9	1	4	5	4	16	3	3	0	0	32
00	MORRIS, Caleb	5-6	0-1	4-5	1	1	2	0	14	2	1	0	0	18
13	BROWN, LeSean	0-0	0-0	0-0	0	0	0	0	0	0	1	0	0	2
15	VAN, Jacob	3-4	1-2	0-0	0	1	1	2	5	7	3	3	0	14
32	MANNING, Ryan	2-3	2-3	0-0	0	1	1	0	6	0	0	0	0	12
33	TOOHEY, Frank	0-0	0-0	0-0	0	1	1	2	0	0	0	0	1	5
44	VAN SOELEN, Keaton	3-4	0-1	0-0	1	0	1	1	6	0	0	2	0	14
Team					0	1	1							
Totals		36-61	5-18	23-26	9	24	33	27	100	20	15	5	5	200
FG % 1st Half: 13-27 48.1%		2nd half: 23-34 67.6%		Game: 36-61 59.0%		Deadball Rebounds 1								
3FG % 1st Half: 4-12 33.3%		2nd half: 1-6 16.7%		Game: 5-18 27.8%										
FT % 1st Half: 16-17 94.1%		2nd half: 7-9 77.8%		Game: 23-26 88.5%										

Officials: Larry Spaulding, Rick Bastell, Brad Gaston  
Technical fouls: New Mexico-None. Air Force-None.  
Attendance: 2851

Score by periods	1st	2nd	Total
New Mexico	53	39	92
Air Force	46	54	100

Last FG - NM 2nd-00:01, AF 2nd-01:00.  
Largest lead - NM by 11 1st-09:47, AF by 12 2nd-01:00.  
NM led for 22:52, AF led for 13:54. Game was tied for 03:14.

Score tied - 3 times.  
Lead changed - 3 times.

## JAN. 31, 2018 - NEW MEXICO 80, UTAH STATE 89 - Albuquerque, N.M.

### Short-Handed Lobos Edged at Utah State

**LOGAN, UTAH** --- Despite dressing just seven players on Wednesday night, The University of New Mexico men's basketball team (11-12, 6-4 MW) closed a 15-point deficit to just three with one minute left before falling 89-80 on the road at Utah State (13-11, 6-5 MW). Four players saw 34 minutes or more on the floor to tie or set personal-highs for most minutes in a game.

Junior Anthony Mathis paced the Lobos in the near-comeback with a career-high 25 points in his career-high 36 minutes, followed by junior Chris McNeal with 21 points in his season-high 36 minutes. McNeal's 21 points marked his third time this season scoring 20+ points and his most points in a game since he scored 29 in the fourth game of the season against Tennessee Tech.

Senior Joe Furstinger played nearly the entire 40 minutes, tallying six points, nine rebounds, six assists, three blocks and one steal. Freshman Makuach Maluach was the third Lobo to register double figures, collecting 15 points, while finishing second on the team in rebounds with six.

"Unfortunately we just couldn't get any stops tonight...I'm disappointed we lost, I felt like we had a chance to win the game. We were not very good mentally tonight," head coach Paul Weir said. "I don't know if that was the distractions of guys not being here, I don't believe it's fatigue, but maybe it could have been.

"We're disappointed, we have to get better, we'll worry about some of the other distractions but we just made a lot of mental errors we can't make to win a basketball game like this and that's what's disappointing - there are no moral victories."

It was a game of stretches in Logan as both teams traded significant runs in the final 10 minutes of the match. Utah State led the majority of the game and built a 15-point lead at the 10:25 mark until a resilient, understaffed UNM squad rallied back, pulling out a 9-0 run that included back-to-back threes from Mathis and junior Troy Simons to make it a six-point game, 70-64, with eight minutes to play.

The Aggies responded with a 9-0 run of their own, increasing the lead back to 15, 79-64 with 5:28 left on the clock.

The Lobos made a mad dash for the win over the ensuing four minutes, going on a 16-4 run that included a trio of Mathis 3-pointers and was capped by a triumphant Simons dunk to make it a three-point game, 83-80, with 1:03 left. Mathis went 6-for-10 from three on the night.

USU's Quinn Taylor hit a layup to make it a five-point game, 85-80, with 32 seconds left but Mathis racked up his fifth foul on the play, putting Taylor at the line for the and-one that put Utah State up six.


Another pair of Lobo fouls over the final 27 seconds added four more free throws from the Aggies for the 89-80 final.

On the night, the Lobos shot 48.3 percent from the field, normally enough for the victory as UNM entered the game 8-2 when shooting between 40-49.9 percent. Utah State fired at a clip of 56.4 percent, however, going 31-of-55 from the floor. Both teams scored 13 3-pointers as the Lobos finished 13-for-28 (46.4%) and the Aggies connected on 13-of-24 (54.2%).

The Lobos forced 13 turnovers and committed just 10 but were outrebounded 32-25.


Leading the Aggies was sophomore guard Koby McEwen who scored a career-high 31 points to go along with 13 rebounds. He went 10-of-15 from the floor including 6-of-8 from 3-point range and a perfect 5-for-5 from the free throw line. He led four Aggies in double figures. McEwen played all 40 minutes for Utah State as the team fielded just eight players on the court on the night.

The Lobos return to Albuquerque for just a day before hitting the road again, this time to San José State on Saturday, February 3 at 4 p.m. MT. The game will air live on AT&T SportsNet.



Official Basketball Box Score -- Game Totals -- Final Statistics

**New Mexico vs Utah State**  
01/31/18 7 p.m. at Logan, Utah (Dee Glen Smith Spectrum)



**New Mexico 80 • 11-12/6-4 MW**

#	Player	Total FG-FGA	3-Ptr FG-FGA	FT-FTA	Rebounds Off Def Tot	PF	TP	A	TO	Blk	Stl	Min
05	FURSTINGER, Joe	3-6	0-0	0-0	4 5 9	2	6	6	0	3	1	40
14	KUIPER, Dane	1-6	0-3	3-4	0 2 2	2	5	1	1	0	1	27
01	McNEAL, Chris	8-15	3-6	2-2	0 2 2	2	21	3	1	0	0	36
10	MALUACH, Makuach	6-9	2-3	1-1	2 4 6	2	15	2	3	0	1	34
32	MATHIS, Anthony	8-13	6-10	3-3	0 2 2	5	25	5	3	0	0	36
04	MONDRAGON, Mike	0-0	0-0	0-0	0 0 0	0	0	0	0	0	0	2
31	SIMONS, Troy	3-11	2-6	0-0	1 2 3	3	8	1	2	0	1	25
Team					1 0 1							
Totals		29-60	13-28	9-10	8 17 25	16	80	18	10	3	4	200

FG % 1st Half: 13-35 37.1%

2nd half: 16-25 64.0%

Game: 29-60 48.3%

3FG % 1st Half: 5-17 29.4%

2nd half: 8-11 72.7%

Game: 13-28 46.4%

FT % 1st Half: 4-4 100.0

2nd half: 5-6 83.3%

Game: 9-10 90.0%

Deadball Rebounds 1

**Utah State 89 • 13-11/6-5 MW**

#	Player	Total FG-FGA	3-Ptr FG-FGA	FT-FTA	Rebounds Off Def Tot	PF	TP	A	TO	Blk	Stl	Min
10	TAYLOR, Quinn	7-9	0-0	1-2	4 1 5	3	15	0	1	1	1	32
25	BROWN JR., Dwayne	6-13	3-5	0-0	2 3 5	1	15	2	1	1	3	34
01	McEWEN, Koby	10-15	6-8	5-5	0 13 13	2	31	6	5	0	3	40
03	MERRILL, Sam	5-9	3-6	5-6	0 3 3	2	18	3	2	0	0	35
24	BRITO, Diogo	2-5	0-2	2-2	1 2 3	0	6	3	2	1	0	38
04	AINGE, Crew	0-0	0-0	0-0	0 0 0	0	0	0	1	1	0	5
23	HENSON, Daron	1-4	1-3	1-2	1 0 1	4	4	0	0	0	0	13
30	PORTER, Abel	0-0	0-0	0-0	0 0 0	0	0	0	1	0	0	3
Team					1 1 2							
Totals		31-55	13-24	14-17	9 23 32	12	89	15	13	3	7	200

FG % 1st Half: 15-29 51.7%

2nd half: 16-26 61.5%

Game: 31-55 56.4%

3FG % 1st Half: 6-13 46.2%

2nd half: 7-11 63.6%

Game: 13-24 54.2%

FT % 1st Half: 3-4 75.0%

2nd half: 11-13 84.6%

Game: 14-17 82.4%

Deadball Rebounds 1

Officials: David Hall, Tony Padilla, Kevin Brill

Technical fouls: New Mexico-None. Utah State-None.

Attendance: 6345

Score by periods	1st	2nd	Total
New Mexico	35	45	80
Utah State	39	50	89

Last FG - NM 2nd-01:03, USU 2nd-00:32.

Largest lead - NM by 4 1st-03:04, USU by 15 2nd-12:19.

NM led for 02:39. USU led for 36:10. Game was tied for 01:11.

Points

NM 26

USU 32

In Paint 15

Off T/O 15

2nd Chance 11

Fast Break 9

Bench 8

8

4

Score tied - 2 times.

Lead changed - 2 times.



# 2017-18 OPPONENT NUMERICAL ROSTER/STATS

## UTAH STATE 2017-18 ROSTER

No.	Name	Ht.	Wt.	Pos.	Yr.	Hometown/High School/Previous School
0	DeAngelo Isby	6-5	200	Guard	JR	Chicago, Ill./Hillcrest HS/Wabash Valley JC
1	Koby McEwen	6-4	200	Guard	SO	Toronto, Canada/Wasatch Academy (Utah)
2	Klay Stall	6-10	240	Center	RS-FR	Chandler, Ariz./Basha HS
3	Sam Merrill	6-5	210	Guard	SO	Bountiful, Utah/Bountiful HS
4	Crew Ainge	5-11	180	Guard	FR	Wellesley, Mass./Kimball Union Academy
5	Julion Pearre	6-3	205	Guard	SR	McKinney, Texas/McKinney North HS
10	Quinn Taylor	6-8	240	Forward	JR	Houston, Texas/Langham Creek HS
11	Alex Dargenton	6-8	205	Forward	SR	Fort-de-France, Martinique/Laramie County CC
12	Justin Bean	6-7	210	Forward	FR	Moore, Okla./Southmoore HS
13	Taylor Larson	6-4	210	Guard	SO	Highland, Utah/American Fork HS/Southern Virginia
15	Norbert Janicek	6-11	250	Center	JR	Drazkovec, Slovakia/ Canarias Basketball Acad/Snow JC
22	Brock Miller	6-6	200	Guard	FR	Sandy, Utah/Brighton HS
23	Daron Henson	6-7	205	Forward	RS-FR	Pasadena, Calif./Cathedral HS
24	Diogo Brito	6-5	205	Guard	SO	Povoa de Varzim, Portugal/Mountain Mission HS (Va.)
25	Dwayne Brown, Jr.	6-6	220	Forward	JR	Conyers, Ga./Rockdale County HS/Northern Oklahoma Tonkawa
30	Abel Porter	6-3	195	Guard	RS-FR	Farmington, Utah/Davis HS

## UPDATED UTAH STATE 2017-18 STATISTICS

RECORD:	OVERALL	HOME	AWAY	NEUTRAL
ALL GAMES	14-12	10-3	2-8	2-1
CONFERENCE	7-6	5-2	2-4	0-0
NON-CONFERENCE	7-6	5-1	0-4	2-1

##	Player	gp-gs	min	avg	Total		3-Point		F-Throw		Rebounds				pf	dq	a	to	blk	stl	pts	avg
					fg-fga	fg%	3fg-fga	3fg%	ft-fa	ft%	off	def	tot	avg								
03	MERRILL, Sam	26-26	907	34.9	139-278	.500	64-149	.430	58-70	.829	7	78	85	3.3	55	2	84	41	6	27	400	15.4
01	McEWEN, Koby	22-22	698	31.7	108-266	.406	51-144	.354	65-89	.730	8	105	113	5.1	53	2	69	63	0	16	332	15.1
25	BROWN JR., Dwayne	26-25	677	26.0	94-194	.485	24-69	.348	36-52	.692	39	94	133	5.1	65	3	33	47	6	16	248	9.5
00	ISBY, DeAngelo	23-5	464	20.2	69-171	.404	21-73	.288	53-66	.803	22	52	74	3.2	36	0	31	38	2	12	212	9.2
10	TAYLOR, Quinn	25-9	556	22.2	70-119	.588	13-29	.448	24-43	.558	49	62	111	4.4	58	0	30	20	16	11	177	7.1
11	DARGENTON, Alex	21-17	388	18.5	48-89	.539	1-3	.333	47-72	.653	29	40	69	3.3	45	1	18	33	11	10	144	6.9
22	MILLER, Brock	5-0	83	16.6	12-26	.462	9-19	.474	1-1	1.000	2	5	7	1.4	12	0	1	6	0	1	34	6.8
24	BRITO, Diogo	26-20	643	24.7	61-127	.480	17-54	.315	25-41	.610	18	74	92	3.5	42	0	54	38	1	22	164	6.3
23	HENSON, Daron	25-1	330	13.2	36-104	.346	31-76	.408	12-22	.545	16	36	52	2.1	39	1	6	11	2	1	115	4.6
05	PEARRE, Julion	10-1	122	12.2	9-29	.310	3-12	.250	10-11	.909	1	12	13	1.3	12	0	9	10	2	5	31	3.1
02	STALL, Klay	10-0	86	8.6	9-16	.563	0-0	.000	4-9	.444	8	21	29	2.9	13	0	2	7	4	1	22	2.2
30	PORTER, Abel	21-4	165	7.9	8-21	.381	2-9	.222	8-15	.533	1	13	14	0.7	22	0	14	9	1	6	26	1.2
04	AINGE, Crew	15-0	106	7.1	2-18	.111	0-9	.000	2-5	.400	3	5	8	0.5	15	0	7	8	0	6	6	0.4
Team											32	47	79					3				
Total.....		26	5225		665-1458	.456	236-646	.365	345-496	.696	235	644	879	33.8	467	9	358	334	51	134	1911	73.5
Opponents.....		26	5225		652-1481	.440	198-563	.352	364-484	.752	244	648	892	34.3	473	-	345	323	79	158	1866	71.8

TEAM STATISTICS	USU	OPP	Date	Opponent	Score	Att.
SCORING	1911	1866	11/10/17	at Weber State	L	59-65
Points per game	73.5	71.8	11/13/17	MONTANA STATE	w	81-73
Scoring margin	+1.7	-	11/15/17	MISS. VALLEY STATE	w	83-47
FIELD GOALS-ATT	665-1458	652-1481	11/18/17	at Gonzaga	L	66-79
Field goal pct	.456	.440	11/20/17	at Portland State	L	79-83
3 POINT FG-ATT	236-646	198-563	11/24/17	vs Northeastern	w	71-67
3-point FG pct	.365	.352	11/25/17	vs New Hampshire	w	77-63
3-pt FG made per game	9.1	7.6	11/28/17	at Valparaiso	L	65-72
FREE THROWS-ATT	345-496	364-484	12/02/17	BYU	L	66-75
Free throw pct	.696	.752	12/06/17	UC IRVINE	w	62-59
F-Throws made per game	13.3	14.0	12/09/17	vs Utah	L	67-77
REBOUNDS	879	892	12/16/17	LIFE PACIFIC	w	96-62
Rebounds per game	33.8	34.3	12/20/17	YOUNGSTOWN STATE	w	91-74
Rebounding margin	-0.5	-	* 12/27/17	SAN JOSE STATE	w	86-72
ASSISTS	358	345	* 12/30/17	at SAN DIEGO STATE	L	59-79
Assists per game	13.8	13.3	* 01/03/18	FRESNO STATE	Wot	81-79
TURNOVERS	334	323	* 01/06/18	at UNLV	w	85-78
Turnovers per game	12.8	12.4	* 01/10/18	COLORADO STATE	L	75-84
Turnover margin	-0.4	-	* 01/13/18	at Nevada	L	57-83
Assist/turnover ratio	1.1	1.1	* 01/17/18	at Boise State	L	67-71
STEALS	134	158	* 01/20/18	WYOMING	L	77-85
Steals per game	5.2	6.1	* 01/24/18	AIR FORCE	w	71-49
BLOCKS	51	79	* 01/27/18	at Fresno State	w	65-62
Blocks per game	2.0	3.0	* 01/31/18	NEW MEXICO	w	89-80
ATTENDANCE	92510	80641	* 02/07/18	at Wyoming	L	65-83
Home games-Avg/Game	13-7116	10-7211	* 02/10/18	BOISE STATE	w	71-65
Neutral site-Avg/Game	-	3-2843				

\* = Conference game

Score by Periods	1st	2nd	OT	Totals
Utah State	884	1015	12	1911

# 2017-18 OPPONENT CONFERENCE STATS

RECORD:	OVERALL	HOME	AWAY	NEUTRAL
ALL GAMES	7-6	5-2	2-4	0-0
CONFERENCE	7-6	5-2	2-4	0-0
NON-CONFERENCE	0-0	0-0	0-0	0-0

##	Player	gp-gs	min	avg	Total		3-Point		F-Throw		Rebounds				pf	dq	a	to	blk	stl	pts	avg
					fg-fga	fg%	3fg-fga	3fg%	ft-fga	ft%	off	def	tot	avg								
01	McEWEN, Koby	13-13	469	36.1	76-186	.409	33-97	.340	42-54	.778	7	79	86	6.6	27	0	46	40	0	11	227	17.5
03	MERRILL, Sam	13-13	462	35.5	74-142	.521	39-78	.500	24-27	.889	4	40	44	3.4	30	0	39	18	5	14	211	16.2
25	BROWN JR., Dwayne	13-12	359	27.6	49-102	.480	14-41	.341	20-28	.714	18	40	58	4.5	32	2	21	23	5	12	132	10.2
10	TAYLOR, Quinn	12-7	294	24.5	37-62	.597	3-13	.231	10-15	.667	28	27	55	4.6	37	0	12	11	9	7	87	7.3
24	BRITO, Diogo	13-13	384	29.5	30-63	.476	9-27	.333	18-23	.783	7	43	50	3.8	27	0	37	21	1	10	87	6.7
23	HENSON, Daron	12-1	200	16.7	24-64	.375	22-49	.449	6-10	.600	8	20	28	2.3	28	1	3	4	1	0	76	6.3
11	DARGENTON, Alex	10-6	152	15.2	20-30	.667	1-2	.500	13-19	.684	6	16	22	2.2	11	0	11	14	6	1	54	5.4
00	ISBY, DeAngelo	10-0	154	15.4	17-50	.340	3-18	.167	13-18	.722	8	14	22	2.2	14	0	9	20	2	4	50	5.0
05	PEARRE, Julion	5-0	48	9.6	4-14	.286	2-7	.286	1-1	1.000	0	6	6	1.2	3	0	1	4	1	2	11	2.2
30	PORTER, Abel	12-0	63	5.3	4-10	.400	0-3	.000	2-4	.500	1	8	9	0.8	8	0	3	4	0	2	10	0.8
04	AINGE, Crew	7-0	40	5.7	1-9	.111	0-4	.000	1-2	.500	0	1	1	0.1	6	0	4	3	0	1	3	0.4
Team											15	16	31					1				
Total.....		13	2625		336-732	.459	126-339	.372	150-201	.746	102	310	412	31.7	223	3	186	163	30	64	948	72.9
Opponents.....		13	2625		346-751	.461	102-282	.362	176-235	.749	123	320	443	34.1	201	-	178	149	42	73	970	74.6

## TEAM STATISTICS

	USU	OPP
SCORING	948	970
Points per game	72.9	74.6
Scoring margin	-1.7	-
FIELD GOALS-ATT	336-732	346-751
Field goal pct	.459	.461
3 POINT FG-ATT	126-339	102-282
3-point FG pct	.372	.362
3-pt FG made per game	9.7	7.8
FREE THROWS-ATT	150-201	176-235
Free throw pct	.746	.749
F-Throws made per game	11.5	13.5
REBOUNDS	412	443
Rebounds per game	31.7	34.1
Rebounding margin	-2.4	-
ASSISTS	186	178
Assists per game	14.3	13.7
TURNOVERS	163	149
Turnovers per game	12.5	11.5
Turnover margin	-1.1	-
Assist/turnover ratio	1.1	1.2
STEALS	64	73
Steals per game	4.9	5.6
BLOCKS	30	42
Blocks per game	2.3	3.2
ATTENDANCE	50067	53767
Home games-Avg/Game	7-7152	6-8961
Neutral site-Avg/Game	-	0-0

Date	Opponent	Score	Att.
* 12/27/17	SAN JOSE STATE	w 86-72	6759
* 12/30/17	at SAN DIEGO STATE	L 59-79	12414
* 01/03/18	FRESNO STATE	Wot 81-79	8276
* 01/06/18	at UNLV	w 85-78	12386
* 01/10/18	COLORADO STATE	L 75-84	6144
* 01/13/18	at Nevada	L 57-83	9976
* 01/17/18	at Boise State	L 67-71	7002
* 01/20/18	WYOMING	L 77-85	7148
* 01/24/18	AIR FORCE	w 71-49	6974
* 01/27/18	at Fresno State	w 65-62	7317
* 01/31/18	NEW MEXICO	w 89-80	6345
* 02/07/18	at Wyoming	L 65-83	4672
* 02/10/18	BOISE STATE	w 71-65	8421

\* = Conference game

Score by Periods	1st	2nd	OT	Totals
Utah State	439	497	12	948
Opponents	483	477	10	970

## FEB. 10, 2018 • UTAH STATE 71, BOISE STATE 65 • Logan, Utah

### Utah State Beats Mountain West-Leading Boise State, 71-65

**LOGAN, Utah** – Fueled by 23 points and five assists from sophomore guard Koby McEwen, Utah State rallied for a 71-65 upset victory over Mountain West-leading Boise State in front of 8,421 fans on Saturday night at the Dee Glen Smith Spectrum.

McEwen shot an efficient 9-of-14 from the field (64.3 percent), including 5-of-9 from 3-point range (55.6 percent), to help the Aggies (14-12, 7-6 MW) snap the Broncos' four-game winning streak.

Boise State's Chandler Hutchison led all scorers in the game with 28 points, to go along with six rebounds. Lexus Williams and Chris Sengfelder added 12 points apiece for the Broncos (20-5, 10-3 MW), who entered the night a half-game ahead of Nevada.

However, the Wolf Pack (21-5, 10-2 MW) beat San Diego State 83-58 earlier in the day and took over the top spot in the league by the end of the night thanks to the Aggies' victory over Boise State.

McEwen led four Aggies in double figures as sophomore guard Diogo Brito added a career-high 16 points, while fellow sophomore guard Sam Merrill had 12, including 10 in the second half alone. Junior forward Dwayne Brown Jr. contributed 10 points and a team-high six rebounds.

Merrill gave Utah State the lead for good when he connected on a 3-pointer from the right wing to make it 54-52 with 4:55 remaining in the game. Boise State never got closer than two point the rest of the way.

The Aggies didn't take their first lead until the 12-minute mark of the second half on a dunk by McEwen. Junior guard DeAngelo Isby set up the go-ahead basket with a steal on the defensive end and nifty pass to McEwen.

Just five seconds prior, Merrill tied the game at 45-all with a left-handed layup, whipping the Spectrum crowd into a frenzy.

The Broncos led by as many as eight points in the first half and were ahead 34-27 at intermission. Utah State opened the final 20 minutes of play on a 22-11 run, which included the Merrill layup and McEwen slam and capped by another layup from Merrill.

Merrill had a game-best three steals and was one of eight Aggies to record at least one theft on the night. Utah State's 10 steals as a team tied for the second-most in a game this year.

The Aggies shot 27-of-56 from the field (48.2 percent), including 9-of-25 from beyond the arc (36.0 percent), and 8-of-11 from the charity stripe (72.7 percent).

Utah State held Boise State to just 31.3 percent (5-of-16) shooting from 3-point range, marking the 11th time this season the Aggies have held their opponent to 32.0 percent shooting or worse from behind the arc. Overall, the Broncos shot 46.3 percent from the field (25-of-54) and 76.9 percent from the charity stripe (10-of-13).

For the Broncos, their 65 points scored proved to be their fourth-fewest in a game this season.

Utah State will look to win its fourth game in five tries when it returns to action for a Valentine's Day game against New Mexico (12-14, 7-6) on Wednesday, Feb. 14, at 7 p.m. The game will be streamed live on the Mountain West Network.

Utah State men's basketball news and information is available on Facebook ([facebook.com/usumen'sbasketball](https://facebook.com/usumen'sbasketball)) and on Twitter (@usubasketball). Fans can also get USU men's basketball highlights on YouTube ([youtube.com/utahstateathletics](https://youtube.com/utahstateathletics)). Aggie fans can follow the Utah State athletic program on Twitter (@usuathletics), on Facebook ([facebook.com/usuathletics](https://facebook.com/usuathletics)) or on Instagram (@usuathletics).

### Official Basketball Box Score -- Game Totals -- Final Statistics Boise State vs Utah State 02/10/18 7 p.m. at Logan, Utah (Dee Glen Smith Spectrum)

#### Boise State 65 • 20-5/10-3 MW

#	Player	Total		3-Ptr		Rebounds		PF	TP	A	TO	Blk	Stl	Min
		FG-FGA	FG-FGA	FT-FTA	FT-FTA	Off	Def							
11	HANEY, Zach	f	1-2	0-0	1-2	2	2	4	4	3	0	1	3	21
43	SENGFELDER, Chris	f	4-9	2-4	2-2	3	6	9	1	12	0	1	0	34
02	WILLIAMS, Lexus	g	5-9	2-3	0-0	0	1	1	1	12	0	0	0	31
03	JESSUP, Justinian	g	0-3	0-2	0-0	0	2	2	2	0	2	4	0	21
15	HUTCHISON, Chandler	g	11-17	1-4	5-7	1	5	6	3	28	0	4	0	27
00	DICKINSON, Marcus		0-2	0-1	2-2	0	3	3	1	2	0	0	1	24
05	HARWELL, Malek		0-1	0-0	0-0	0	0	0	0	0	0	0	0	1
33	WACKER, David		2-4	0-0	0-0	3	1	4	0	4	0	1	0	14
34	HOBBS, Alex		2-7	0-2	0-0	0	2	2	2	4	6	2	0	27
Team						2	2	4						
Totals			25-54	5-16	10-13	11	24	35	14	65	8	16	3	200

FG % 1st Half:	14-29	48.3%	2nd half:	11-25	44.0%	Game:	25-54	46.3%	Deadball
3FG % 1st Half:	3-9	33.3%	2nd half:	2-7	28.6%	Game:	5-16	31.3%	Rebounds
FT % 1st Half:	3-4	75.0%	2nd half:	7-9	77.8%	Game:	10-13	76.9%	2,1

#### Utah State 71 • 14-12/7-6 MW

#	Player	Total		3-Ptr		Rebounds		PF	TP	A	TO	Blk	Stl	Min
		FG-FGA	FG-FGA	FT-FTA	FT-FTA	Off	Def							
10	TAYLOR, Quinn	f	3-6	0-0	2-2	2	3	5	4	8	2	0	1	29
25	BROWN JR., Dwayne	f	4-8	1-2	1-2	2	4	6	2	10	0	0	1	31
01	McEWEN, Koby	g	9-14	5-9	0-1	0	2	2	4	23	5	1	0	36
03	MERRILL, Sam	g	5-13	2-7	0-0	0	1	1	1	12	3	3	0	38
24	BRITO, Diogo	g	5-8	1-3	5-6	0	3	3	0	16	3	0	0	29
00	ISBY, DeAngelo		0-1	0-1	0-0	0	0	0	1	0	3	2	0	1
05	PEARRE, Julion		1-2	0-1	0-0	0	1	1	0	2	0	1	0	5
11	DARGENTON, Alex		0-0	0-0	0-0	0	2	2	0	0	1	1	0	12
23	HENSON, Daron		0-4	0-2	0-0	0	1	1	1	0	0	1	0	9
30	PORTER, Abel		0-0	0-0	0-0	0	2	2	0	0	0	1	0	4
Team						2	0	2						
Totals			27-56	9-25	8-11	6	19	25	13	71	17	10	2	200

FG % 1st Half:	10-27	37.0%	2nd half:	17-29	58.6%	Game:	27-56	48.2%	Deadball
3FG % 1st Half:	6-15	40.0%	2nd half:	3-10	30.0%	Game:	9-25	36.0%	Rebounds
FT % 1st Half:	1-3	33.3%	2nd half:	7-8	87.5%	Game:	8-11	72.7%	1

Officials: Chris Rastatter, Gregory Nixon, Scott Brown  
Technical fouls: Boise State-None. Utah State-None.  
Attendance: 8421

Score by periods		1st	2nd	Total
Boise State		34	31	65
Utah State		27	44	71

Points	In	Off	2nd	Fast	Bench
BSU	38	10	6	4	10
USU	32	13	4	12	2

Last FG - BSU 2nd-00:18; USU 2nd-00:25.  
Largest lead - BSU by 8 1st-15:00; USU by 6 2nd-01:08.  
BSU led for 27:28; USU led for 08:14; Game was tied for 04:18.

Score tied - 4 times.  
Lead changed - 3 times.

**CHARTING THE NUMBERS**

	Season	Career at UNM	<u>10+ Rebound Games</u>	
<u>Double-Digit Scoring Games</u>			Joe Furstinger	6 7 (5-2)
Sam Logwood	9	29 (15-14)	Sam Logwood	0 1 (0-1)
Dane Kuiper	6	13 (9-4)		
Anthony Mathis	20	22 (10-12)	<u>Rebounding Leaders</u>	
Connor MacDougall	0	3 (2-1)	Sam Logwood	2 7 (5-2)
Chris McNeal	10	10 (3-7)	Joe Furstinger	20 23 (11-12)
Antino Jackson	14	14 (9-5)	Connor MacDougall	0 1 (1-0)
Makuach Maluach	8	8 (5-3)	Vladimir Pinchuk	1 1 (1-0)
Vladimir Pinchuk	3	3 (2-1)	Troy Simons	3 3 (1-2)
Troy Simons	6	6 (3-3)	Dane Kuiper	1 1 (0-1)
Joe Furstinger	11	11 (9-2)	Antino Jackson	1 1 (0-1)
Jachai Simmons	1	1 (1-0)		
			<u>Double-Doubles</u>	
<u>40-Point Games</u>			Sam Logwood	0 1 (0-1)
			Chris McNeal	1 1 (1-0)
<u>30-Point Games</u>			Joe Furstinger	6 6 (5-1)
			Antino Jackson	2 2 (1-1)
<u>20-Point Games</u>			<u>Assist Leaders</u>	
Sam Logwood	3	4 (1-3)	Sam Logwood	3 11 (3-8)
Chris McNeal	3	3 (1-2)	Dane Kuiper	3 6 (5-1)
Troy Simons	1	1 (1-0)	Joe Furstinger	5 7 (4-3)
Dane Kuiper	1	1 (0-1)	Anthony Mathis	0 1 (0-1)
Joe Furstinger	1	1 (1-0)	Chris McNeal	7 7 (2-5)
Antino Jackson	2	2 (2-0)	Antino Jackson	13 13 (9-4)
Makuach Maluach	2	2 (0-2)		
Anthony Mathis	2	2 (1-1)		
			* ( ) Team's record in those games	
<u>Scoring Leaders</u>				
Sam Logwood	3	8 (5-3)		
Dane Kuiper	1	2 (0-2)		
Connor MacDougall	0	1 (0-1)		
Chris McNeal	3	3 (1-2)		
Troy Simons	3	3 (3-0)		
Anthony Mathis	6	6 (1-5)		
Antino Jackson	4	4 (3-1)		
Joe Furstinger	4	4 (3-1)		
Jachai Simmons	1	1 (1-0)		
Makuach Maluach	4	4 (2-2)		

**SCORING MARGIN BREAKDOWN**

Total	1	2	3	4	5	6	7	8	9	10	11-15	16-20	21+
Win	0	0	1	2	0	0	0	0	3	0	1	1	4
Loss	0	2	2	0	0	0	0	2	2	0	2	3	1



# UNM INDIVIDUAL GAME HIGHS

## New Mexico - INDIVIDUAL GAME HIGHS

Points	29		McNEAL, Chris vs Tennessee Tech (11/21/17)
	27		LOGWOOD, Sam vs TCU (11/24/17)
	26		MALUACH, Makuach at Air Force (2/10/18)
	25		MATHIS, Anthony at Utah State (01/31/18)
	24		JACKSON, Antino vs San Diego State (1/20/18)
	24		KUIPER, Dane vs Arizona (12/16/17)
	24		SIMONS, Troy vs Nebraska-Omaha (11/14/17)
	24		McNEAL, Chris vs Northern New Mexico (11/11/17)
Field Goals Made	10		MALUACH, Makuach at Air Force (2/10/18)
	10		LOGWOOD, Sam vs TCU (11/24/17)
Field Goal Att.	21		LOGWOOD, Sam vs TCU (11/24/17)
	16		McNEAL, Chris vs TCU (11/24/17)
	16		McNEAL, Chris vs Tennessee Tech (11/21/17)
	16		SIMONS, Troy vs Nebraska-Omaha (11/14/17)
FG Pct (min 5 made)	1.000	(7-7)	MALUACH, Makuach vs Northern New Mexico (11/11/17)
	1.000	(6-6)	PINCHUK, Vladimir vs Northern New Mexico (11/11/17)
	1.000	(5-5)	PINCHUK, Vladimir at UNLV (01/17/18)
3-Point FG Made	7		McNEAL, Chris vs Tennessee Tech (11/21/17)
	6		MALUACH, Makuach at Air Force (2/10/18)
	6		MATHIS, Anthony at Utah State (01/31/18)
	6		JACKSON, Antino vs San Diego State (1/20/18)
	6		KUIPER, Dane vs Arizona (12/16/17)
	6		SIMONS, Troy vs Nebraska-Omaha (11/14/17)
	6		McNEAL, Chris vs Northern New Mexico (11/11/17)
3-Point FG Att.	11		McNEAL, Chris vs Tennessee Tech (11/21/17)
	11		SIMONS, Troy vs Nebraska-Omaha (11/14/17)
3-Pt FG Pct (min 2 made)	1.000	(2-2)	MALUACH, Makuach vs San Jose State (1/6/18)
	1.000	(2-2)	KUIPER, Dane at Colorado (12/6/17)
Free Throws Made	12		FURSTINGER, Joe vs Prairie View A&M (12/22/17)
	10		LOGWOOD, Sam vs Nebraska-Omaha (11/14/17)
Free Throw Att.	12		FURSTINGER, Joe vs Prairie View A&M (12/22/17)
	11		LOGWOOD, Sam vs Tennessee Tech (11/21/17)
	11		LOGWOOD, Sam vs Nebraska-Omaha (11/14/17)
FT Pct (min 3 made)	1.000	(12-12)	FURSTINGER, Joe vs Prairie View A&M (12/22/17)
	1.000	(8-8)	FURSTINGER, Joe at UNLV (01/17/18)
	1.000	(6-6)	MALUACH, Makuach vs Wyoming (1/10/18)
	1.000	(6-6)	McNEAL, Chris at UTEP (12/2/17)
	1.000	(5-5)	MALUACH, Makuach at Fresno State (01/13/18)
	1.000	(5-5)	LOGWOOD, Sam vs Rice (12/19/17)
	1.000	(5-5)	FURSTINGER, Joe vs Rice (12/19/17)
	1.000	(5-5)	McNEAL, Chris vs Maryland (11/25/17)
	1.000	(5-5)	FURSTINGER, Joe vs Nebraska-Omaha (11/14/17)
	1.000	(4-4)	KUIPER, Dane at Air Force (2/10/18)
	1.000	(4-4)	JACKSON, Antino vs Boise State (2/6/18)
	1.000	(4-4)	JACKSON, Antino at UNLV (01/17/18)
	1.000	(4-4)	LOGWOOD, Sam at Boise State (01/03/18)
	1.000	(4-4)	MALUACH, Makuach vs Prairie View A&M (12/22/17)
	1.000	(4-4)	KUIPER, Dane vs Arizona (12/16/17)
	1.000	(4-4)	SIMONS, Troy vs Arizona (12/16/17)
	1.000	(4-4)	SIMONS, Troy vs New Mexico State (12/9/17)
	1.000	(4-4)	MATHIS, Anthony at UTEP (12/2/17)
	1.000	(4-4)	LOGWOOD, Sam vs Maryland (11/25/17)
	1.000	(4-4)	KUIPER, Dane vs Northern New Mexico (11/11/17)

# UNM AND OPPONENT TEAM HIGHS/LOWS

## NEW MEXICO - TEAM GAME HIGHS

POINTS	147	NORTHERN NEW MEXICO (11/11/17)
	103	NEBRASKA-OMAHA (11/14/17)
	96	TENNESSEE TECH (11/21/17)
	92	at Air Force (2/10/18)
	87	AIR FORCE (12/27/17)
	87	PRAIRIE VIEW A&M (12/22/17)
FIELD GOALS MADE	55	NORTHERN NEW MEXICO (11/11/17)
	34	NEBRASKA-OMAHA (11/14/17)
FIELD GOAL ATTEMPTS	85	NORTHERN NEW MEXICO (11/11/17)
	77	NEBRASKA-OMAHA (11/14/17)
FIELD GOAL PERCENTAGE	.647 (55-85)	NORTHERN NEW MEXICO (11/11/17)
	.519 (28-54)	COLORADO STATE (1/27/18)
	.519 (28-54)	at Fresno State (01/13/18)
3 PT FIELD GOALS MADE	18	NORTHERN NEW MEXICO (11/11/17)
	17	NEBRASKA-OMAHA (11/14/17)
3 PT FG ATTEMPTS	39	TENNESSEE TECH (11/21/17)
	39	NEBRASKA-OMAHA (11/14/17)
	39	NORTHERN NEW MEXICO (11/11/17)
3 PT FG PERCENTAGE	.519 (14-27)	at Air Force (2/10/18)
	.478 (11-23)	BOISE STATE (2/6/18)
FREE THROWS MADE	24	TENNESSEE TECH (11/21/17)
	23	at UTEP (12/2/17)
FREE THROW ATTEMPTS	35	at UTEP (12/2/17)
	29	TENNESSEE TECH (11/21/17)
FREE THROW PERCENTAGE	1.000 (14-14)	vs Maryland (11/25/17)
	.929 (13-14)	ARIZONA (12/16/17)
REBOUNDS	48	NEBRASKA-OMAHA (11/14/17)
	45	NORTHERN NEW MEXICO (11/11/17)
ASSISTS	40	NORTHERN NEW MEXICO (11/11/17)
	23	COLORADO STATE (1/27/18)
	23	SAN JOSE STATE (1/6/18)
	23	EVANSVILLE (11/29/17)
STEALS	22	NORTHERN NEW MEXICO (11/11/17)
	12	SAN JOSE STATE (1/6/18)
BLOCKED SHOTS	6	BOISE STATE (2/6/18)
	6	WYOMING (1/10/18)
	6	TENNESSEE TECH (11/21/17)
	6	NORTHERN NEW MEXICO (11/11/17)
TURNOVERS	20	WYOMING (1/10/18)
	19	NEW MEXICO STATE (12/9/17)
FOULS	26	at Air Force (2/10/18)
	26	vs Maryland (11/25/17)
	26	TENNESSEE TECH (11/21/17)

## OPPONENT - TEAM GAME HIGHS

POINTS	104	TENNESSEE TECH (11/21/17)
	100	at Air Force (2/10/18)
	90	at Boise State (01/03/18)
	89	at Utah State (01/31/18)
	89	at Fresno State (01/13/18)
	89	ARIZONA (12/16/17)
FIELD GOALS MADE	38	at Boise State (01/03/18)
	36	at Air Force (2/10/18)
FIELD GOAL ATTEMPTS	70	NORTHERN NEW MEXICO (11/11/17)
	64	at Boise State (01/03/18)
	64	at New Mexico State (11/17/17)
FIELD GOAL PERCENTAGE	.653 (32-49)	at Fresno State (01/13/18)
	.640 (32-50)	ARIZONA (12/16/17)
3 PT FIELD GOALS MADE	13	at Utah State (01/31/18)
	12	TENNESSEE TECH (11/21/17)
3 PT FG ATTEMPTS	30	NEBRASKA-OMAHA (11/14/17)
	26	RICE (12/19/17)
3 PT FG PERCENTAGE	.750 (9-12)	at Fresno State (01/13/18)
	.692 (9-13)	ARIZONA (12/16/17)
FREE THROWS MADE	24	vs Maryland (11/25/17)
	24	TENNESSEE TECH (11/21/17)
FREE THROW ATTEMPTS	32	TENNESSEE TECH (11/21/17)
	30	at UNLV (01/17/18)
FREE THROW PERCENTAGE	.889 (24-27)	vs Maryland (11/25/17)
	.885 (23-26)	at Air Force (2/10/18)
REBOUNDS	58	at Colorado (12/6/17)
	50	at New Mexico State (11/17/17)
ASSISTS	23	TENNESSEE TECH (11/21/17)
	20	at Air Force (2/10/18)
STEALS	13	TENNESSEE TECH (11/21/17)
	13	NORTHERN NEW MEXICO (11/11/17)
BLOCKED SHOTS	9	vs TCU (11/24/17)
	7	at UNLV (01/17/18)
TURNOVERS	33	NORTHERN NEW MEXICO (11/11/17)
	26	NEBRASKA-OMAHA (11/14/17)
FOULS	27	at Air Force (2/10/18)
	25	SAN DIEGO STATE (1/20/18)
	25	at UTEP (12/2/17)
	25	TENNESSEE TECH (11/21/17)

## NEW MEXICO - TEAM GAME LOWS

POINTS	56	at New Mexico State (11/17/17)
	57	at Colorado (12/6/17)
	62	NEW MEXICO STATE (12/9/17)
	62	at Boise State (01/03/18)
	65	vs Maryland (11/25/17)
FIELD GOALS MADE	20	at New Mexico State (11/17/17)
	21	vs Maryland (11/25/17)
	21	at UTEP (12/2/17)
	21	at Colorado (12/6/17)
	21	NEW MEXICO STATE (12/9/17)
FIELD GOAL ATTEMPTS	50	WYOMING (1/10/18)
	52	at New Mexico State (11/17/17)
	52	BOISE STATE (2/6/18)
FIELD GOAL PERCENTAGE	.296 (21-71)	at Colorado (12/6/17)
	.333 (21-63)	vs Maryland (11/25/17)
3 PT FIELD GOALS MADE	6	at New Mexico State (11/17/17)
	6	vs TCU (11/24/17)
	6	at Boise State (01/03/18)
3 PT FG ATTEMPTS	20	at New Mexico State (11/17/17)
	23	BOISE STATE (2/6/18)
3 PT FG PERCENTAGE	.200 (6-30)	vs TCU (11/24/17)
	.222 (6-27)	at Boise State (01/03/18)
FREE THROWS MADE	6	at Colorado (12/6/17)
	7	EVANSVILLE (11/29/17)
FREE THROW ATTEMPTS	9	EVANSVILLE (11/29/17)
	10	at Utah State (01/31/18)
FREE THROW PERCENTAGE	.375 (6-16)	at Colorado (12/6/17)
	.579 (11-19)	SAN JOSE STATE (1/6/18)
REBOUNDS	19	COLORADO STATE (1/27/18)
	19	at San Jose State (02/03/18)
ASSISTS	5	at New Mexico State (11/17/17)
	8	vs TCU (11/24/17)
STEALS	2	at New Mexico State (11/17/17)
	2	at Nevada (12/30/17)
BLOCKED SHOTS	0	at UTEP (12/2/17)
	0	at Boise State (01/03/18)
TURNOVERS	5	SAN DIEGO STATE (1/20/18)
	6	SAN JOSE STATE (1/6/18)
FOULS	13	COLORADO STATE (1/27/18)
	14	RICE (12/19/17)

## OPPONENT - TEAM GAME LOWS

POINTS	47	SAN JOSE STATE (1/6/18)
	58	AIR FORCE (12/27/17)
	59	EVANSVILLE (11/29/17)
	65	NEW MEXICO STATE (12/9/17)
	65	COLORADO STATE (1/27/18)
FIELD GOALS MADE	14	SAN JOSE STATE (1/6/18)
	19	EVANSVILLE (11/29/17)
FIELD GOAL ATTEMPTS	44	SAN JOSE STATE (1/6/18)
	46	vs Maryland (11/25/17)
FIELD GOAL PERCENTAGE	.318 (14-44)	SAN JOSE STATE (1/6/18)
	.365 (19-52)	EVANSVILLE (11/29/17)
3 PT FIELD GOALS MADE	2	at UNLV (01/17/18)
	3	EVANSVILLE (11/29/17)
	3	AIR FORCE (12/27/17)
	3	SAN JOSE STATE (1/6/18)
	3	at San Jose State (02/03/18)
3 PT FG ATTEMPTS	10	COLORADO STATE (1/27/18)
	11	SAN JOSE STATE (1/6/18)
3 PT FG PERCENTAGE	.154 (2-13)	at UNLV (01/17/18)
	.188 (3-16)	AIR FORCE (12/27/17)
FREE THROWS MADE	6	at Boise State (01/03/18)
	8	COLORADO STATE (1/27/18)
FREE THROW ATTEMPTS	10	COLORADO STATE (1/27/18)
	12	at Boise State (01/03/18)
	12	WYOMING (1/10/18)
FREE THROW PERCENTAGE	.500 (6-12)	at Boise State (01/03/18)
	.500 (9-18)	NEW MEXICO STATE (12/9/17)
REBOUNDS	23	WYOMING (1/10/18)
	26	at Fresno State (01/13/18)
ASSISTS	6	BOISE STATE (2/6/18)
	7	AIR FORCE (12/27/17)
	7	SAN JOSE STATE (1/6/18)
STEALS	3	vs Maryland (11/25/17)
	3	at Colorado (12/6/17)
	3	SAN JOSE STATE (1/6/18)
	3	at Fresno State (01/13/18)
	3	SAN DIEGO STATE (1/20/18)
BLOCKED SHOTS	0	NORTHERN NEW MEXICO (11/11/17)
	0	at UTEP (12/2/17)
TURNOVERS	5	at Nevada (12/30/17)
	9	at Fresno State (01/13/18)
FOULS	12	at Utah State (01/31/18)
	13	at Nevada (12/30/17)

# THE LAST TIME IT HAPPENED

## NEW MEXICO

### As A Team:

Scored 100 Points: 103 - Omaha (11-14-17)  
 Scored 90-99 Points: 92 - at Air Force (2-10-18)  
 Scored 80-89 Points: 80 - at Utah State (1-31-18)  
 Scored Less Than 50 Points: 46 - at Arizona (12-20-16)  
 Scored Less Than 40 Points: 34 - at #25 San Diego State (1-26-13)  
 Won By 40 Points: W, 147-76 - Northern N.M. (11-11-17)  
 Won By 30 Points: W, 80-47 - vs San José State (1-6-18)  
 Won By 20 Points: W, 87-58 - vs Air Force (12-27-17)  
 Lost By 20-29 Points: L, 90-62 - at Boise State (1-3-18)  
 Lost By 30 Points: L, 77-46 - at Arizona (12-20-16)  
 Shot 65% Or Better: 69.2% (27-39) - at Air Force (1-15-05)  
 Shot 60% Or Better: 64.7% (55-85) - Northern N.M. (11-11-17)  
 Shot Less Than 35%: 34.9% (22-63) - at Boise State (1-3-18)  
 Shot Less Than 30%: 29.6% (21-71) - at Colorado (12-6-17)  
 Shot 60% 3FG Or Better: 66.7% (6-9) - at CSU (1-14-17)  
 Shot Less Than 30% 3FG: 22.2% (6-27) - at Boise State (1-3-18)  
 Made 10 Three-Pointers: 14 (14-27) - at Air Force (2-10-18)  
 Shot 100% on Free Throws: 100% (14-14) - vs. Maryland (11-25-17)  
 Shot 95% On Free Throws: 95.5% (21-22) - at Boise State (1-17-17)  
 Shot 85% On Free Throws: 90.0% (9-10) - at Utah State (1-31-18)  
 Shot Less Than 50% On FTs: 37.5% (6-16) - at Colorado (12-6-17)  
 Had 50 Rebounds: 58 - vs. UAB (11-21-13)  
 Had 20 Offensive Rebounds: 23 - at USC (11-21-15)  
 Had 40 Assists: 40 - Northern N.M. (11-11-17)  
 Had 20 Assists: 23 - vs Colorado State (1-27-18)  
 Had 20 Turnovers: 20 - vs Wyoming (1-10-18)  
 Had Less Than 10 Turnovers: 7 - vs Colorado State (1-27-18)  
 Had 10 Steals: 11 - at San José State (2-3-18)  
 Had 10 Blocks: 12 - vs. UMass (11-22-13)  
 Had Two or More 20-Point Scorers: at Utah State (1-31-18)

Anthony Mathis (25) & Chris McNeal (21)  
 Had 6 Double-Digit Scorers: (6) - at Air Force (2-10-18)  
 Had 5 Double-Digit Scorers: vs San José State (1-6-18)  
 Had No Double-Digit Scorers: at San Diego State (1-6-15)  
 Had Two 10+ Rebounders: vs. Wyoming (1-21-15)

Tim Williams (11) & Elijah Brown (10)  
 Scored 50 Points In 1st Half: 53 - at Air Force (2-10-18)  
 Scored 50 Points In 2nd Half: 50 - at UNLV (1-17-18)  
 Scored 20 Or Fewer Points In 1st Half: 16 - at Arizona (12-20-16)  
 Scored 20 Or Fewer Points In 2nd Half: 15 - at #25 San Diego State (1-26-13)  
 Failed To Make a 3FG: (0-10) - vs. Washington State (12-25-15)  
 Defeated a Ranked Team: W, 66-53 vs. #24/#24 Colorado State (1-3-15)  
 Lost To a Ranked Team: L, 89-73 - vs. No. 23/23 Arizona (12-16-17)  
 Won an OT Game: W, 52-49 vs. Wyoming (3-7-15)  
 Lost an OT Game: L, 105-104 vs. Nevada (1-7-17)  
 Won a 2OT Game: W, 97-94 vs. UAB (11-21-13)  
 Lost a 2OT Game: L, 73-76 at Dayton (1-1-10)  
 Won a 3OT Game: W, 104-99, Fresno State (3-8-96)  
 Lost a 3OT Game: Never

### As An Individual:

Had a Triple-Double: Luc Longley (17 pts, 14 rebs, 10 assts)  
 vs. Penn State (3-28-90)  
 Had a Double-Double (Pts/Reb): Joe Furstinger (12/10) - vs San Diego State (1-20-18)  
 Had a Double-Double (Pts/Asst): Antino Jackson (10 pts & 10 assts)  
 at Air Force (2-10-18)  
 Scored 20+ Pts with 10+ Rebs: Joe Furstinger (20 pts & 10 rebs)  
 vs Prairie View A&M (12-22-17)  
 Scored 30 Points: Elijah Brown (30) vs. Wyoming (1-21-17)  
 Scored 30 Points (MW Only): Elijah Brown vs. Wyoming (1-21-17)  
 Scored 20 Points: Makuach Maluach (26)  
 at Air Force (2-10-18)  
 Scored 20 Points (MW Only): Makuach Maluach (26)  
 at Air Force (2-10-18)  
 Had 20 Rebounds: Drew Gordon (20) UNLV (2-18-12)  
 Had 15 Rebounds: Tim Williams (15) at USC (11-21-15)  
 Had 10 Assists: Antino Jackson (10) - at Air Force (2-10-18)  
 Had 5 Steals: Joe Furstinger (5) - vs San José State (1-6-18)  
 Had 5 Blocks: Joe Furstinger (5) - vs Boise State (2-6-18)

## VERSUS NEW MEXICO

### As A Team:

Scored 100 Points: 100 - at Air Force (2-10-18)  
 Scored 90 Points: 90 - at Boise State (1-3-18)  
 Scored 80-89 Points: 89 - at Utah State (1-31-18)  
 Scored Less Than 50 Points: 47 - vs San José State (1-6-18)  
 Scored Less Than 40 Points: 38 - Wyoming (2-11-12)  
 Shot 50% Or Better: 59.0% (36-61) - at Air Force (2-10-18)  
 Shot Less Than 35%: 31.8% (14-44) - vs San José State (1-6-18)  
 Shot Less Than 30%: 26.3% (15-57) - UAPB (12-17-16)  
 Shot 50% 3FG Or Better: 54.2% (13-24) - at Utah State (1-31-18)  
 Shot Less Than 20% 3FG: 15.4% (2-13) - at UNLV (1-17-18)  
 Made 10 Three-Pointers: 13 (13-24) - at Utah State (1-31-18)  
 Shot 75% On Free Throws: 88.5% (23-26) - at Air Force (2-10-18)  
 Shot Less Than 50% On FTs: 43.8% (7-16) - Boise State (2-17-16)  
 Had 50 Rebounds: 58 - at Colorado (12-6-17)  
 Had 20 Offensive Rebounds: 25 - at New Mexico State (11-17-17)  
 Had 20 Assists: 20 - at Air Force (2-10-18)  
 Had 20 Turnovers: 25 - at San José State (2-3-18)  
 Had Less Than 10 Turnovers: 5 - at Nevada (12-30-17)  
 Had 10 Steals: 10 - vs Prairie View A&M (12-22-17)  
 Had 10 Blocks: 11 - at USC (11-21-15)  
 Had 40-Point and 20-Point Scorers: Nevada (1-7-17)  
 Jordan Caroline (45) & Marcus Marshall (26)  
 Had 30-Point and 20-Point Scorers: vs. Tennessee Tech (11-21-17)  
 Aleksa Jugovic (31) & Curtis Phillips (23)

Had Two or More 20-Point Scorers: vs Boise State (2-6-18)  
 Chris Sengfelder (24) & Chandler Hutchison (23)  
 Had 6 Double-Digit Scorers: TCU (2-25-12)  
 Had 5 Double-Digit Scorers: (5) - at Air Force (2-10-18)  
 Had No Double-Digit Scorers: ULM (12-13-14)  
 Had Two 10+ Rebounders: vs. Rice (12-19-17)  
 Malik Osborne (11) & Bishop Mency (10)  
 Scored 50+ Points In 1st Half: 51 - vs. Tennessee Tech (11-21-17)  
 Scored 50+ Points In 2nd Half: 54 - at Air Force (2-10-18)  
 Scored 20 Or Less Points In 1st Half: 20 - vs Air Force (12-27-17)  
 Scored 20 Or Less In 2nd Half: 19 - New Mexico State (12-3-14)  
 Scored 15 Or Less Points In 1st Half: 11 - UAPB (12-17-16)  
 Failed To Make a 3FG: (0-7) - New Mexico State (12-16-15)

### As An Individual:

Had a Triple-Double: Ethan Telfair (25 pts, 12 rebs, 10 assts)  
 Idaho State (11-11-16)  
 Had a Double-Double (Pts/Reb): at Air Force (2-10-18)  
 Ryan Swan (17 points, 10 rebounds)  
 Had a Double-Double (Pts/Asst): Dominic Artis (13 pts & 12 Assists)  
 UTEP (12-7-16)  
 Had 20+ Points & 10+ Rebounds: Chandler Hutchison - (23 pts, 12 rebs)  
 vs Boise State (2-6-18)  
 Scored 30+ Points in Back-to-Back Games Vs. UNM: Derrick Marks  
 Boise State  
 31 points (1-18-15) & 30 points (2-24-15)  
 Scored 40 Points: Jordan Caroline (45) - Nevada (1-7-17)  
 Scored 40 Points (MW Only): Jordan Caroline (45) - Nevada (1-7-17)  
 Scored 30 Points: Koby McEwen (31) - at Utah State (1-31-18)  
 Scored 30 Points (MW Only): Koby McEwen (31) - at Utah State (1-31-18)  
 Scored 20 Points: vs Boise State (2-6-18)  
 Chris Sengfelder (24) & Chandler Hutchison (23)  
 Scored 20 Points (MW Only): vs Boise State (2-6-18)  
 Chris Sengfelder (24) & Chandler Hutchison (23)  
 Had 20 Rebounds: Ryan Watkins (22) - Boise State (1-21-14)  
 Had 15 Rebounds: Nico Carvacho (15) - vs Colorado State (1-27-18)  
 Had 10 Assists: Dominic Artis (12) - UTEP (12-7-16)  
 Had 5 Steals: Curtis Phillips (8) - vs. Tennessee Tech (11-21-17)  
 Had 5 Blocks: JD Miller (5) - vs. TCU (11-24-17)



## WELCOME TO THE PIT, A MILE HIGH AND LOUDER THAN...



### WHAT THEY ARE SAYING ABOUT THE PIT

"What a terrific atmosphere for college basketball. Great building... Great history... 18,000 screaming fans. It's big time college hoops, baby!"  
- Dick Vitale, ESPN

"I consider the game we played in Albuquerque in 1978 one of the most exciting of my career. The Pit is the toughest place to play because of their tremendous atmosphere."  
-Jim Boeheim, Syracuse head coach

"When you go into a place like The Pit, there will be challenge different from a regular road game. The crowd can dictate the tempo and momentum. The Pit crowd forces you to be patient."  
-Lute Olsen, former Arizona head coach

"A mile high but 37 feet underground, the Pit in Albuquerque has been the site of many mind-blowing college basketball games, including North Carolina State's upset of Houston in '83 and just about any New Mexico home game. The noise created by fans, which has been measured at 125 decibels -- the pain threshold for the human ear is 130 -- is a palpable force."  
-Sports Illustrated

- Voted one of "The Top Five Loudest, Most Intimidating Places to Play" by NCAA.com
- Ranked in the top 20 sporting venues of the 20th century by Sports Illustrated
- USA Today ranked The Pit in its "Ten Great Places to Get Pumped for NCAA Action"
- According to Fox Sports, it's one of the top ten "old school" college basketball arenas in the country

### THE GREATEST GAME EVER PLAYED

The Pit was the site of one of the greatest college basketball games ever played. It hosted the 1983 national championship game that saw the NC State Wolfpack upset Hakeem Olajuwon, Clyde Drexler and the Houston Cougars. Coach Jimmy Valvano and the Wolfpack downed the Cougars on a last second put back by Lorenzo Charles. The iconic shot of the late Valvano running onto the court looking for a hug is one of the lasting images in college basketball history.

- Built in 1966 (\$1.4 million)
- Capacity of 15,411 (previously 18,018)
- \$60 million renovation was completed in 2010
- New floor installed before the 2017-18 season
- Seating includes 40 suites and a club area
- Officially named Dreamstyle Arena in 2017 after a \$10 million agreement for naming rights by the local New Mexico business. It is still referred to as The Pit, its officially-recognized nickname. As part of the exciting Dreamstyle changes, University Stadium, UNM's football stadium, officially became Dreamstyle Arena on the same date.
- Less than 30 of 345 NCAA Division I basketball programs play in a college-only arena named after a business or organization founded or headquartered in its home state.
- The Lobos have averaged an astounding 15,410 fans the past 49 years, an amazing 95% of capacity
- The Pit has ranked in the top 25 in attendance nationally nearly every season since the 1966-67 season with 35 seasons in the top ten in the NCAA in attendance
- Led the Mountain West in attendance in 10 of the conference's 15 years of existence
- The floor is named Bob King Court in honor of the former head coach who led the Lobos from 1963 to 1972.



# THE 2017-18 LOBO MEN'S BASKETBALL RADIO/TV ROSTER

## PLAYERS



**Matt Vail**  
G | 5-10 | Fr.  
Grants, N.M.



**Chris McNeal**  
G | 6-1 | Jr.  
Jackson, Tenn.



**Sam Logwood**  
G/F | 6-8 | Sr.  
Indianapolis, Ind.



**Antino Jackson**  
G | 6-0 | Sr.  
Houston, Texas



**Mike Mondragon**  
G | 6-3 | R-Jr.  
Taos, N.M.



**Joe Furstinger**  
F | 6-9 | Sr.  
Rancho Santa Margarita, Calif.



**Makuach Maluach**  
G/F | 6-5 | Fr.  
Sydney, Australia




**Jachai Simmons**  
G/F | 6-7 | Jr.  
Plainfield, N.J.



**JaQuan Lyle**  
G | 6-5 | Jr.  
Evansville, Ind.



**Dane Kuiper**  
G/F | 6-7 | Jr.  
Wasilla, Alaska



**Vladimir Pinchuk**  
F/C | 6-10 | Fr.  
Schwelm, Germany




**Vance Jackson**  
F | 6-9 | So.  
Los Angeles, Calif.



**Troy Simons**  
G | 6-3 | Jr.  
Pittsburgh, Pa.



**Anthony Mathis**  
G | 6-3 | Jr.  
West Linn, Ore.



**Connor MacDougall**  
F | 6-9 | Sr.  
Tempe, Ariz.

## STAFF



**Paul Weir**  
Head Coach



**Chris Harriman**  
Assoc. Head Coach



**Jerome Robinson**  
Assistant Coach



**Brandon Mason**  
Assistant Coach



**Ryan Berryman**  
Dir. of Operations



**David Chiotti**  
Dir. of Player Development



**Evan Orzolek**  
Video Coordinator



**Tyler Stuart**  
Dir. of Strength/Cond.



**Estevan Sandoval**  
Graduate Assistant



**Corey DeBarbrie**  
Athletic Trainer



**Matt Vail**  
 5'10" - Freshman - Guard  
 Grants, N.M. (Grants HS)

**0**

**NOTEWORTHY :**

- Set record for most points ever scored by a Pirate at Grants High School
- Averaged 25.0 points per game, 5.0 assists and 4.5 steals per game in HS
- District Player of the Year, First Team All-State, Second Team All-State, Academic All-District, First-Team All-District in HS
- MVP for New Mexico vs. Arizona matchup

**GAME-BY-GAME STATISTICS**

**SEASON HIGHS**

Points: N/A  
 FG: N/A  
 FGA: N/A  
 3FG: N/A  
 3FGA: N/A  
 FT: N/A  
 FTA: N/A  
 Rebounds: N/A  
 Assists: N/A  
 Blocks: N/A  
 Steals: N/A  
 Minutes Played: N/A

**CAREER HIGHS AT UNM**

Points: N/A  
 FG: N/A  
 FGA: N/A  
 3FG: N/A  
 3FGA: N/A  
 FT: N/A  
 FTA: N/A  
 Rebounds: N/A  
 Assists: N/A  
 Blocks: N/A  
 Steals: N/A  
 Minutes Played: N/A

**CAREER STATISTICS**



**Chris McNeal**  
6'1" - Junior - Guard  
Jackson, Tennessee (Indian Hills CC)

1

## NOTEWORTHY :

- JUCO All-American
- Led the Indian Hills Warriors to 29-5 record, Region XI regular-season and post-season championships, district title game and helped the squad qualify for the national tournament
- Led team with 13.1 ppg, field goals (135), fg attempts (327), 3-pointers (83), 3-pt attempts (222), ft (94), assists (179) and points (447).

## GAME-BY-GAME STATISTICS

Opponent	Date	gs	min	fg-fga	pct	3fg-fga	pct	ft-fa	pct	off	def	tot	avg	pf	a	t/o	blk	stl	pts	avg	
NORTHERN NEW MEXIC	11/11/17	*	23	8-14	.571	6-10	.600	2-3	.667	0	1	1	1.0	1	10	3	0	1	24	24.0	
NEBRASKA-OMAHA	11/14/17	*	27	3-7	.429	2-6	.333	1-5	.200	0	2	2	1.5	0	3	2	0	2	9	16.5	
at New Mexico State	11/17/17	*	29	3-8	.375	1-4	.250	3-3	1.000	1	3	4	2.3	2	1	3	0	0	10	14.3	
TENNESSEE TECH	11/21/17	*	34	8-16	.500	7-11	.636	6-8	.750	1	3	4	2.8	3	6	4	0	1	29	18.0	
vs TCU	11/24/17	*	28	5-16	.313	2-10	.200	0-0	.000	1	3	4	3.0	3	2	2	0	1	12	16.8	
vs Maryland	11/25/17	*	29	6-14	.429	2-6	.333	5-5	1.000	0	0	0	2.5	3	2	2	0	1	19	17.2	
EVANSVILLE	11/29/17	*	29	5-8	.625	2-4	.500	1-1	1.000	0	2	2	2.4	2	1	1	0	2	13	16.6	
at UTEP	12/2/17	*	34	1-5	.200	1-4	.250	6-6	1.000	0	3	3	2.5	1	3	0	0	1	9	15.6	
at Colorado	12/6/17	*	25	1-6	.167	0-3	.000	2-3	.667	0	2	2	2.4	1	3	2	0	0	4	14.3	
NEW MEXICO STATE	12/9/17	*	28	1-6	.167	0-4	.000	2-3	.667	0	3	3	2.5	1	2	4	0	0	4	13.3	
ARIZONA	12/16/17	*	28	2-9	.222	2-8	.250	0-0	.000	1	3	4	2.6	3	2	3	0	1	6	12.6	
RICE	12/19/17	*	26	4-8	.500	4-8	.500	1-2	.500	0	2	2	2.6	0	2	0	0	1	13	12.7	
PRAIRIE VIEW A&M	12/22/17	*	23	2-7	.286	1-5	.200	0-0	.000	0	0	0	2.4	2	1	3	0	0	5	12.1	
AIR FORCE	12/27/17	*	22	3-8	.375	1-6	.167	0-0	.000	0	4	4	2.5	1	4	1	0	0	7	11.7	
at Nevada	12/30/17	*	20	3-8	.375	1-6	.167	0-0	.000	0	2	2	2.5	0	2	1	0	0	7	11.4	
at Boise State	01/03/18	*	24	1-10	.100	0-5	.000	0-0	.000	0	3	3	2.5	1	7	0	0	0	2	10.8	
SAN JOSE STATE	1/6/18	*	32	4-11	.364	2-8	.250	2-4	.500	0	1	1	2.4	0	4	2	0	0	12	10.9	
WYOMING	1/10/18	*	21	1-4	.250	1-3	.333	2-2	1.000	0	0	0	2.3	2	1	6	0	0	5	10.6	
at Fresno State	01/13/18	*	25	4-9	.444	1-5	.200	7-8	.875	0	0	0	2.2	4	2	0	0	1	16	10.8	
at UNLV	01/17/18	*	18	0-4	.000	0-2	.000	1-2	.500	0	3	3	2.2	0	0	2	0	0	1	10.4	
SAN DIEGO STATE	1/20/18	*	17	2-6	.333	2-3	.667	0-1	.000	0	1	1	2.1	3	3	1	0	0	6	10.1	
COLORADO STATE	1/27/18	*	15	1-5	.200	1-4	.250	0-0	.000	0	1	1	2.1	0	1	0	0	1	3	9.8	
at Utah State	01/31/18	*	36	8-15	.533	3-6	.500	2-2	1.000	0	2	2	2.1	2	3	1	0	0	21	10.3	
at San Jose State	02/03/18	*	24	2-7	.286	1-6	.167	1-2	.500	0	2	2	2.1	2	3	1	0	2	6	10.1	
BOISE STATE	2/6/18	*	21	2-6	.333	2-5	.400	0-0	.000	0	2	2	2.1	0	5	0	0	1	6	10.0	
at Air Force	2/10/18	*	26	4-10	.400	1-5	.200	1-2	.500	0	1	1	2.0	2	1	2	0	1	10	10.0	
UTAH STATE	02/14/18	dnp	-	-	-	-	-	-	-	-	-	-	-	-	-	-	-	-	-	-	
at Wyoming	02/20/18	dnp	-	-	-	-	-	-	-	-	-	-	-	-	-	-	-	-	-	-	
UNLV	02/25/18	dnp	-	-	-	-	-	-	-	-	-	-	-	-	-	-	-	-	-	-	
at Colorado State	02/28/18	dnp	-	-	-	-	-	-	-	-	-	-	-	-	-	-	-	-	-	-	
FRESNO STATE	03/03/18	dnp	-	-	-	-	-	-	-	-	-	-	-	-	-	-	-	-	-	-	
Totals			14	664	84-227	.370	46-147	.313	45-62	.726	4	49	53	2.0	39	74	46	0	17	259	10.0

## SEASON HIGHS

**Points:** 29 vs. Tennessee Tech (11-21-17)  
**FG:** 8 (3x) Last time at Utah State (1-31-18)  
**FGA:** 16 (2x) Last time vs. TCU (11-24-17)  
**3FG:** 7 vs. Tennessee Tech (11-21-17)  
**3FGA:** 11 vs. Tennessee Tech (11-21-17)  
**FT:** 7 at Fresno State (1-13-18)  
**FTA:** 8 (3x) Last time at Fresno State (1-13-18)  
**Rebounds:** 4 (5x) Last time vs. Air Force (12-27-17)  
**Assists:** 10 vs. Northern N.M. (11-11-17)  
**Blocks:** N/A  
**Steals:** 2 (3x) Last time at San José State (2-3-18)  
**Minutes Played:** 36 at Utah State (1-31-18)

## CAREER HIGHS AT UNM

**Points:** 29 vs. Tennessee Tech (11-21-17)  
**FG:** 8 (3x) Last time at Utah State (1-31-18)  
**FGA:** 16 (2x) Last time vs. TCU (11-24-17)  
**3FG:** 7 vs. Tennessee Tech (11-21-17)  
**3FGA:** 11 vs. Tennessee Tech (11-21-17)  
**FT:** 7 at Fresno State (1-13-18)  
**FTA:** 8 (3x) Last time at Fresno State (1-13-18)  
**Rebounds:** 4 (5x) Last time vs. Air Force (12-27-17)  
**Assists:** 10 vs. Northern N.M. (11-11-17)  
**Blocks:** N/A  
**Steals:** 2 (3x) Last time at San José State (2-3-18)  
**Minutes Played:** 36 at Utah State (1-31-18)

## CAREER STATISTICS

Season	gp-gs	min/avg	Total fg-fga	pct	3-Point fg-fga	pct	F-Throws ft-fa	pct	Rebounds off	def	tot	avg	pf	fo	ast	to	blk	stl	Scoring pts	avg
2017-18	26-14	664/25.5	84-227	.370	46-147	.313	45-62	.726	4	49	53	2.0	39	0	74	46	0	17	259	10.0
TOTAL	26-14	664/25.5	84-227	.370	46-147	.313	45-62	.726	4	49	53	2.0	39	0	74	46	0	17	259	10.0



# Sam Logwood

6'8" - Senior - Guard/Forward  
Indianapolis, Ind. (La Lumiere HS)

2

**NOTEWORTHY:**

- Had career high 20 points in 2016-17 season opener against Idaho State
- Had first career double-double of 12 pts, 11 reb at Wyoming (2-25-17)
- Career highs of three blocks, four steals at San Diego State in 2015-16
- Career highs of seven boards, five assists against Wyoming in 2015-16
- Academic All-MW selection in 2015

**GAME-BY-GAME STATISTICS**

Opponent	Date	gs	min	fg-fga	pct	3fg-fga	pct	ft-fa	pct	off	def	tot	avg	pf	a	t/o	blk	stl	pts	avg
NORTHERN NEW MEXIC	11/11/17	*	17	6-8	.750	0-0	.000	2-2	1.000	1	5	6	6.0	2	2	0	0	3	14	14.0
NEBRASKA-OMAHA	11/14/17	*	23	4-11	.364	0-0	.000	10-11	.909	5	0	5	5.5	3	2	2	0	1	18	16.0
at New Mexico State	11/17/17	*	33	4-13	.308	0-1	.000	0-2	.000	3	4	7	6.0	3	2	5	0	0	8	13.3
TENNESSEE TECH	11/21/17	*	29	6-12	.500	0-0	.000	9-11	.818	3	2	5	5.8	1	0	3	0	1	21	15.3
vs TCU	11/24/17	*	32	10-21	.476	0-1	.000	7-8	.875	2	4	6	5.8	3	1	2	0	0	27	17.6
vs Maryland	11/25/17	*	23	2-5	.400	0-0	.000	4-4	1.000	0	2	2	5.2	4	2	5	0	1	8	16.0
EVANSVILLE	11/29/17	*	22	6-9	.667	0-0	.000	2-2	1.000	1	4	5	5.1	3	1	4	0	0	14	15.7
at UTEP	12/2/17	*	30	8-12	.667	1-1	1.000	5-7	.714	3	4	7	5.4	3	4	3	0	0	22	16.5
at Colorado	12/6/17	*	18	1-7	.143	0-0	.000	0-2	.000	0	3	3	5.1	3	1	1	0	0	2	14.9
NEW MEXICO STATE	12/9/17	dnp	-	-	-	-	-	-	-	-	-	-	-	-	-	-	-	-	-	-
ARIZONA	12/16/17	26	3-10	.300	0-1	.000	2-3	.667	3	1	4	5.0	1	5	0	0	0	8	14.2	
RICE	12/19/17	29	5-14	.357	0-1	.000	5-5	1.000	5	4	9	5.4	2	1	1	0	0	15	14.3	
PRAIRIE VIEW A&M	12/22/17	20	4-7	.571	0-0	.000	0-0	.000	1	3	4	5.3	2	1	4	0	1	8	13.8	
AIR FORCE	12/27/17	22	3-10	.300	1-2	.500	3-4	.750	0	4	4	5.2	2	0	1	0	0	10	13.5	
at Nevada	12/30/17	30	6-10	.600	0-0	.000	0-0	.000	2	4	6	5.2	3	0	5	0	0	12	13.4	
at Boise State	01/03/18	18	1-6	.167	0-0	.000	4-4	1.000	1	0	1	4.9	0	0	1	0	0	6	12.9	
SAN JOSE STATE	1/6/18	dnp	-	-	-	-	-	-	-	-	-	-	-	-	-	-	-	-	-	-
WYOMING	1/10/18	dnp	-	-	-	-	-	-	-	-	-	-	-	-	-	-	-	-	-	-
at Fresno State	01/13/18	dnp	-	-	-	-	-	-	-	-	-	-	-	-	-	-	-	-	-	-
at UNLV	01/17/18	dnp	-	-	-	-	-	-	-	-	-	-	-	-	-	-	-	-	-	-
SAN DIEGO STATE	1/20/18	dnp	-	-	-	-	-	-	-	-	-	-	-	-	-	-	-	-	-	-
COLORADO STATE	1/27/18	dnp	-	-	-	-	-	-	-	-	-	-	-	-	-	-	-	-	-	-
at Utah State	01/31/18	dnp	-	-	-	-	-	-	-	-	-	-	-	-	-	-	-	-	-	-
at San Jose State	02/03/18	22	3-5	.600	0-0	.000	4-7	.571	0	0	0	4.6	3	1	1	0	2	10	12.7	
BOISE STATE	2/6/18	31	4-9	.444	0-0	.000	0-0	.000	2	3	5	4.6	4	2	1	0	1	8	12.4	
at Air Force	2/10/18	*	21	3-7	.429	0-0	.000	8-10	.800	2	3	5	4.7	2	0	2	0	0	14	12.5
UTAH STATE	02/14/18	dnp	-	-	-	-	-	-	-	-	-	-	-	-	-	-	-	-	-	-
at Wyoming	02/20/18	dnp	-	-	-	-	-	-	-	-	-	-	-	-	-	-	-	-	-	-
UNLV	02/25/18	dnp	-	-	-	-	-	-	-	-	-	-	-	-	-	-	-	-	-	-
at Colorado State	02/28/18	dnp	-	-	-	-	-	-	-	-	-	-	-	-	-	-	-	-	-	-
FRESNO STATE	03/03/18	dnp	-	-	-	-	-	-	-	-	-	-	-	-	-	-	-	-	-	-
Totals		10	446	79-176	.449	2-7	.286	65-82	.793	34	50	84	4.7	44	25	41	0	10	225	12.5

**SEASON HIGHS**

**Points:** 27 vs. TCU (11-24-17)  
**FG:** 10 vs. TCU (11-24-17)  
**FGA:** 21 vs. TCU (11-24-17)  
**3FG:** 1 (2x) Last time vs. Air Force (12-27-17)  
**3FGA:** 2 vs. Air Force (12-27-17)  
**FT:** 10 vs Omaha (11-14-17)  
**FTA:** 11 (2x) Last time vs. Tennessee Tech (11-21-17)  
**Rebounds:** 9 vs. Rice (12-19-17)  
**Assists:** 5 vs. Arizona (12-16-17)  
**Blocks:** N/A  
**Steals:** 3 vs. Northern N.M. (11-11-17)  
**Minutes Played:** 33 at New Mexico State (11-17-17)

**CAREER HIGHS AT UNM**

**Points:** 27 vs. TCU (11-24-17)  
**FG:** 10 vs. TCU (11-24-17)  
**FGA:** 21 vs. TCU (11-24-17)  
**3FG:** 2 (7x) Last time vs. SJSU (2-4-17)  
**3FGA:** 6 vs. Air Force (3-11-15)  
**FT:** 10 vs Omaha (11-14-17)  
**FTA:** 11 (2x) Last time vs. Tennessee Tech (11-21-17)  
**Rebounds:** 11 vs. Wyoming (2-25-17)  
**Assists:** 6 vs. UTEP (12-7-16)  
**Blocks:** 3 at San Diego State (2-6-16)  
**Steals:** 4 (2x) Last time vs. UAPB (12-17-16)  
**Minutes Played:** 41 at San Diego State (2-6-16)

**CAREER STATISTICS**

			Total		3-Point		F-Throws		Rebounds											Scoring	
Season	gp-gs	min/avg	fg-fga	pct	fg-fga	pct	ft-fa	pct	off	def	tot	avg	pf	fo	ast	to	blk	stl	pts	avg	
2014-15	28-16	572/20.4	57-145	.393	17-55	.309	40-55	.727	24	52	76	2.7	46	0	31	29	3	9	171	6.1	
2015-16	32-32	836/26.1	75-171	.439	17-43	.395	35-60	.583	37	93	130	4.1	78	2	58	49	14	24	202	6.3	
2016-17	30-18	672/22.4	80-178	.449	10-25	.400	49-73	.671	20	84	104	3.5	50	1	33	41	4	22	219	7.3	
2017-18	18-10	446/24.8	79-176	.449	2-7	.286	65-82	.793	34	50	84	4.7	44	0	25	41	0	10	225	12.5	
TOTAL	108-76	2526/23.4	291-670	.434	46-130	.354	189-270	.700	115	279	394	3.6	218	3	147	160	21	65	817	7.6	





**Antino Jackson**  
6'0" - Senior - Guard  
Houston, Texas (Akron)

**3**

## NOTEWORTHY :

- Earned All-MAC Honorable Mention at Akron in 2015-16.
- Finished his sophomore season with 25 double-digit performances.
- Set career-highs in points (23), assists (8) and rebounds (8) as a sophomore.
- Set new career-highs in points (24) and assists (11) at UNM
- Ranked among MAC leaders in six categories in 2015-16.

## GAME-BY-GAME STATISTICS

Opponent	Date	gs	min	fg-fga	pct	3fg-fga	pct	ft-fa	pct	off	def	tot	avg	pf	a	t/o	blk	stl	pts	avg	
NORTHERN NEW MEXIC	11/11/17	*	21	4-7	.571	1-4	.250	3-3	1.000	0	1	1	1.0	3	6	5	0	1	12	12.0	
NEBRASKA-OMAHA	11/14/17	*	24	7-11	.636	5-7	.714	0-0	.000	0	4	4	2.5	2	5	3	0	3	19	15.5	
at New Mexico State	11/17/17	*	20	1-6	.167	1-4	.250	0-0	.000	0	0	0	1.7	1	0	1	0	0	3	11.3	
TENNESSEE TECH	11/21/17	*	18	3-9	.333	2-6	.333	0-0	.000	0	2	2	1.8	1	2	2	0	0	8	10.5	
vs TCU	11/24/17		24	4-9	.444	3-7	.429	1-2	.500	0	4	4	2.2	1	1	1	0	0	12	10.8	
vs Maryland	11/25/17		16	0-10	.000	0-7	.000	2-2	1.000	0	0	0	1.8	0	3	0	0	1	2	9.3	
EVANSVILLE	11/29/17		18	0-4	.000	0-2	.000	2-3	.667	1	3	4	2.1	2	10	1	0	0	2	8.3	
at UTEP	12/2/17		23	3-6	.500	2-4	.500	2-5	.400	0	4	4	2.4	4	1	2	0	2	10	8.5	
at Colorado	12/6/17	*	23	2-8	.250	2-7	.286	0-0	.000	0	1	1	2.2	3	1	1	0	2	6	8.2	
NEW MEXICO STATE	12/9/17	*	25	5-13	.385	3-8	.375	1-2	.500	1	2	3	2.3	3	1	4	0	1	14	8.8	
ARIZONA	12/16/17	*	19	2-7	.286	1-3	.333	0-0	.000	0	1	1	2.2	3	1	3	0	1	5	8.5	
RICE	12/19/17	*	18	1-4	.250	0-2	.000	0-0	.000	0	2	2	2.2	2	2	0	0	0	2	7.9	
PRAIRIE VIEW A&M	12/22/17	*	19	6-11	.545	4-8	.500	1-2	.500	0	2	2	2.2	2	3	2	0	1	17	8.6	
AIR FORCE	12/27/17		25	4-5	.800	2-3	.667	0-0	.000	0	2	2	2.1	1	9	1	0	1	10	8.7	
at Nevada	12/30/17	*	28	4-9	.444	3-6	.500	1-1	1.000	0	2	2	2.1	3	8	2	0	0	12	8.9	
at Boise State	01/03/18	*	27	2-6	.333	1-3	.333	0-0	.000	2	3	5	2.3	2	0	3	0	1	5	8.7	
SAN JOSE STATE	1/6/18	*	21	4-6	.667	3-5	.600	0-0	.000	0	0	0	2.2	4	7	2	0	3	11	8.8	
WYOMING	1/10/18	*	28	7-12	.583	4-7	.571	2-3	.667	1	0	1	2.1	5	4	3	0	4	20	9.4	
at Fresno State	01/13/18	*	25	3-5	.600	1-3	.333	0-0	.000	0	1	1	2.1	1	5	5	0	3	7	9.3	
at UNLV	01/17/18	*	33	5-15	.333	3-7	.429	4-4	1.000	1	3	4	2.2	0	5	5	0	2	17	9.7	
SAN DIEGO STATE	1/20/18	*	28	8-12	.667	6-10	.600	2-2	1.000	0	1	1	2.1	2	6	0	0	1	24	10.4	
COLORADO STATE	1/27/18	*	28	4-8	.500	2-6	.333	2-3	.667	0	0	0	2.0	2	11	1	0	2	12	10.5	
at Utah State	01/31/18	dnp	-	-	-	-	-	-	-	-	-	-	-	-	-	-	-	-	-	-	
at San Jose State	02/03/18		27	6-15	.400	3-10	.300	2-3	.667	1	1	2	2.0	3	5	1	0	2	17	10.7	
BOISE STATE	2/6/18		21	2-7	.286	2-6	.333	4-4	1.000	0	2	2	2.0	1	3	4	0	0	10	10.7	
at Air Force	2/10/18		25	3-7	.429	2-4	.500	2-4	.500	0	5	5	2.1	4	10	4	0	1	10	10.7	
UTAH STATE	02/14/18	dnp	-	-	-	-	-	-	-	-	-	-	-	-	-	-	-	-	-	-	
at Wyoming	02/20/18	dnp	-	-	-	-	-	-	-	-	-	-	-	-	-	-	-	-	-	-	
UNLV	02/25/18	dnp	-	-	-	-	-	-	-	-	-	-	-	-	-	-	-	-	-	-	
at Colorado State	02/28/18	dnp	-	-	-	-	-	-	-	-	-	-	-	-	-	-	-	-	-	-	
FRESNO STATE	03/03/18	dnp	-	-	-	-	-	-	-	-	-	-	-	-	-	-	-	-	-	-	
Totals			17	584	90-212	.425	56-139	.403	31-43	.721	7	46	53	2.1	55	109	56	0	32	267	10.7

## SEASON HIGHS

**Points:** 24 vs San Diego State (1-20-18)  
**FG:** 8 vs San Diego State (1-20-18)  
**FGA:** 15 (2x) Last time at San José State (2-3-18)  
**3FG:** 6 vs San Diego State (1-20-18)  
**3FGA:** 10 (2x) Last time at San José State (2-3-18)  
**FT:** 4 (2x) Last time vs Boise State (2-6-18)  
**FTA:** 5 at UTEP (12-2-17)  
**Rebounds:** 5 (2x) at Air Force (2-10-18)  
**Assists:** 11 vs. Colorado State (1-27-18)  
**Blocks:** N/A  
**Steals:** 4 vs Wyoming (1-10-18)  
**Minutes Played:** 33 at UNLV (1-17-18)

## CAREER HIGHS AT UNM

**Points:** 24 vs San Diego State (1-20-18)  
**FG:** 8 vs San Diego State (1-20-18)  
**FGA:** 15 (2x) Last time at San José State (2-3-18)  
**3FG:** 6 vs San Diego State (1-20-18)  
**3FGA:** 10 (2x) Last time at San José State (2-3-18)  
**FT:** 4 (2x) Last time vs Boise State (2-6-18)  
**FTA:** 5 at UTEP (12-2-17)  
**Rebounds:** 5 (2x) at Air Force (2-10-18)  
**Assists:** 11 vs. Colorado State (1-27-18)  
**Blocks:** N/A  
**Steals:** 4 vs Wyoming (1-10-18)  
**Minutes Played:** 33 at UNLV (1-17-18)

## CAREER STATISTICS

Season	gp-gs	min/avg	Total fg-fga	pct	3-Point fg-fga	pct	F-Throws ft-fa	pct	Rebounds off	def	tot	avg	pf	fo	ast	to	blk	stl	Scoring pts	avg
2017-18	25-17	584/23.4	90-212	.425	56-139	.403	31-43	.721	7	46	53	2.1	55	1	109	56	0	32	267	10.7
TOTAL	25-17	584/23.4	90-212	.425	56-139	.403	31-43	.721	7	46	53	2.1	55	1	109	56	0	32	267	10.7





# Mike Mondragon

6'3" - RS-Junior - Guard  
Taos, N.M. (Highland HS)

4

## NOTEWORTHY :

- Brought on as a walk-on by Coach Weir in 2017-18
- Saw action in his first game on Nov. 11, 2017 vs Northern New Mexico
- Scored his first basket as a Lobo on Jan. 6, 2018 against San José State
- Named First Team All-Academic while at Highland

## GAME-BY-GAME STATISTICS

Opponent	Date	gs	min	fg-fga	pct	3fg-fga	pct	ft-fa	pct	off	def	tot	avg	pf	a	t/o	blk	stl	pts	avg
NORTHERN NEW MEXIC	11/11/17	1		0-0	.000	0-0	.000	0-0	.000	0	0	0	0.0	0	0	0	0	0	0	0.0
NEBRASKA-OMAHA	11/14/17	2		0-0	.000	0-0	.000	0-0	.000	0	0	0	0.0	0	0	0	0	0	0	0.0
at New Mexico State	11/17/17	dnp		-	-	-	-	-	-	-	-	-	-	-	-	-	-	-	-	-
TENNESSEE TECH	11/21/17	dnp		-	-	-	-	-	-	-	-	-	-	-	-	-	-	-	-	-
vs TCU	11/24/17	dnp		-	-	-	-	-	-	-	-	-	-	-	-	-	-	-	-	-
vs Maryland	11/25/17	dnp		-	-	-	-	-	-	-	-	-	-	-	-	-	-	-	-	-
EVANSVILLE	11/29/17	dnp		-	-	-	-	-	-	-	-	-	-	-	-	-	-	-	-	-
at UTEP	12/2/17	dnp		-	-	-	-	-	-	-	-	-	-	-	-	-	-	-	-	-
at Colorado	12/6/17	dnp		-	-	-	-	-	-	-	-	-	-	-	-	-	-	-	-	-
NEW MEXICO STATE	12/9/17	dnp		-	-	-	-	-	-	-	-	-	-	-	-	-	-	-	-	-
ARIZONA	12/16/17	dnp		-	-	-	-	-	-	-	-	-	-	-	-	-	-	-	-	-
RICE	12/19/17	dnp		-	-	-	-	-	-	-	-	-	-	-	-	-	-	-	-	-
PRAIRIE VIEW A&M	12/22/17	dnp		-	-	-	-	-	-	-	-	-	-	-	-	-	-	-	-	-
AIR FORCE	12/27/17	dnp		-	-	-	-	-	-	-	-	-	-	-	-	-	-	-	-	-
at Nevada	12/30/17	dnp		-	-	-	-	-	-	-	-	-	-	-	-	-	-	-	-	-
at Boise State	01/03/18	dnp		-	-	-	-	-	-	-	-	-	-	-	-	-	-	-	-	-
SAN JOSE STATE	1/6/18	2	1-1	1.000	0-0	.000	0-0	.000	0	0	0	0.0	0	1	0	0	0	0	2	0.7
WYOMING	1/10/18	dnp		-	-	-	-	-	-	-	-	-	-	-	-	-	-	-	-	-
at Fresno State	01/13/18	dnp		-	-	-	-	-	-	-	-	-	-	-	-	-	-	-	-	-
at UNLV	01/17/18	4		0-0	.000	0-0	.000	0-0	.000	0	0	0	0.0	1	0	2	0	0	0	0.5
SAN DIEGO STATE	1/20/18	1		0-0	.000	0-0	.000	0-0	.000	0	0	0	0.0	0	0	0	0	0	0	0.4
COLORADO STATE	1/27/18	dnp		-	-	-	-	-	-	-	-	-	-	-	-	-	-	-	-	-
at Utah State	01/31/18	2		0-0	.000	0-0	.000	0-0	.000	0	0	0	0.0	0	0	0	0	0	0	0.3
at San Jose State	02/03/18	dnp		-	-	-	-	-	-	-	-	-	-	-	-	-	-	-	-	-
BOISE STATE	2/6/18	dnp		-	-	-	-	-	-	-	-	-	-	-	-	-	-	-	-	-
at Air Force	2/10/18	dnp		-	-	-	-	-	-	-	-	-	-	-	-	-	-	-	-	-
UTAH STATE	02/14/18	dnp		-	-	-	-	-	-	-	-	-	-	-	-	-	-	-	-	-
at Wyoming	02/20/18	dnp		-	-	-	-	-	-	-	-	-	-	-	-	-	-	-	-	-
UNLV	02/25/18	dnp		-	-	-	-	-	-	-	-	-	-	-	-	-	-	-	-	-
at Colorado State	02/28/18	dnp		-	-	-	-	-	-	-	-	-	-	-	-	-	-	-	-	-
FRESNO STATE	03/03/18	dnp		-	-	-	-	-	-	-	-	-	-	-	-	-	-	-	-	-
Totals		0	12	1-1	1.000	0-0	.000	0-0	.000	0	0	0	0.0	1	1	2	0	0	2	0.3

## SEASON HIGHS

Points: 2 vs San José State (1/6/18)  
FG: 1 vs San José State (1/6/18)  
FGA: 1 vs San José State (1/6/18)  
3FG: N/A  
3FGA: N/A  
FT: N/A  
FTA: N/A  
Rebounds: N/A  
Assists: 1 vs San José State (1/6/18)  
Blocks: N/A  
Steals: N/A  
Minutes Played: 2 (2x) Last time vs San José State (1/6/18)

## CAREER HIGHS AT UNM

Points: 2 vs San José State (1/6/18)  
FG: 1 vs San José State (1/6/18)  
FGA: 1 vs San José State (1/6/18)  
3FG: N/A  
3FGA: N/A  
FT: N/A  
FTA: N/A  
Rebounds: N/A  
Assists: 1 vs San José State (1/6/18)  
Blocks: N/A  
Steals: N/A  
Minutes Played: 2 (2x) Last time vs San José State (1/6/18)

## CAREER STATISTICS

			Total		3-Point		F-Throws		Rebounds											Scoring	
Season	gp-gs	min/avg	fg-fga	pct	fg-fga	pct	ft-fa	pct	off	def	tot	avg	pf	fo	ast	to	blk	stl	pts	avg	
2017-18	6-0	12/2.0	1-1	1.000	0-0	.000	0-0	.000	0	0	0	0.0	1	0	1	2	0	0	2	0.3	
TOTAL	6-0	12/2.0	1-1	1.000	0-0	.000	0-0	.000	0	0	0	0.0	1	0	1	2	0	0	2	0.3	



# Joe Furstinger

## 6'9" - Senior - Forward

5

Rancho Santa Margarita, Calif. (Santa Margarita Catholic HS)

**NOTEWORTHY :**

- Scored career-high 17 points and 12 rebounds for his firsts career double-double on 12-19 against Rice.
- Scored a new career-high 20 points vs. Prairie View A&M
- Had a career-high five field goals made in Rice win on 12-19-17.
- Led all UNM bigs in assists by a wide margin in 2015-16.
- Played at the same high school as the Warrior's Klay Thompson.

**GAME-BY-GAME STATISTICS**

Opponent	Date	gs	min	fg-fga	pct	3fg-fga	pct	ft-fa	pct	off	def	tot	avg	pf	a	t/o	blk	stl	pts	avg
NORTHERN NEW MEXIC	11/11/17	*	18	4-8	.500	0-2	.000	1-1	1.000	1	5	6	6.0	4	5	0	3	1	9	9.0
NEBRASKA-OMAHA	11/14/17	*	24	3-6	.500	0-2	.000	5-5	1.000	2	6	8	7.0	3	2	5	4	1	11	10.0
at New Mexico State	11/17/17	*	21	1-3	.333	0-1	.000	2-2	1.000	0	1	1	5.0	4	0	0	0	0	4	8.0
TENNESSEE TECH	11/21/17	*	28	1-5	.200	0-1	.000	5-6	.833	2	7	9	6.0	1	2	1	4	0	7	7.8
vs TCU	11/24/17	*	24	2-6	.333	0-2	.000	2-2	1.000	1	6	7	6.2	4	2	0	3	0	6	7.4
vs Maryland	11/25/17	*	16	0-0	.000	0-0	.000	0-0	.000	0	1	1	5.3	4	0	1	0	0	0	6.2
EVANSVILLE	11/29/17	*	22	1-5	.200	0-2	.000	0-0	.000	0	5	5	5.3	3	6	1	2	1	2	5.6
at UTEP	12/2/17	*	12	0-2	.000	0-1	.000	0-0	.000	0	1	1	4.8	5	0	3	0	0	0	4.9
at Colorado	12/6/17	*	32	2-7	.286	0-1	.000	2-5	.400	1	6	7	5.0	4	0	0	0	1	6	5.0
NEW MEXICO STATE	12/9/17	*	20	3-3	1.000	1-1	1.000	0-0	.000	0	1	1	4.6	2	1	1	3	2	7	5.2
ARIZONA	12/16/17	*	30	2-5	.400	0-1	.000	3-3	1.000	1	4	5	4.6	1	3	0	0	2	7	5.4
RICE	12/19/17	*	26	6-8	.750	0-0	.000	5-5	1.000	4	8	12	5.3	4	2	3	1	0	17	6.3
PRAIRIE VIEW A&M	12/22/17	*	32	4-8	.500	0-1	.000	12-12	1.000	4	6	10	5.6	0	4	1	0	0	20	7.4
AIR FORCE	12/27/17	*	26	5-7	.714	0-0	.000	2-3	.667	6	6	12	6.1	2	3	1	2	1	12	7.7
at Nevada	12/30/17	*	28	3-5	.600	0-0	.000	4-6	.667	3	7	10	6.3	5	4	0	1	0	10	7.9
at Boise State	01/03/18	*	35	6-10	.600	0-1	.000	3-4	.750	0	6	6	6.3	4	0	4	0	1	15	8.3
SAN JOSE STATE	1/6/18	*	31	3-5	.600	1-2	.500	3-4	.750	1	8	9	6.5	3	4	1	2	5	10	8.4
WYOMING	1/10/18	*	33	6-11	.545	1-2	.500	4-7	.571	0	10	10	6.7	4	4	4	2	0	17	8.9
at Fresno State	01/13/18	*	31	4-7	.571	0-0	.000	0-2	.000	1	7	8	6.7	1	3	2	2	0	8	8.8
at UNLV	01/17/18	*	32	3-8	.375	0-1	.000	8-8	1.000	3	6	9	6.9	4	4	1	0	0	14	9.1
SAN DIEGO STATE	1/20/18	*	34	3-6	.500	0-0	.000	6-9	.667	2	8	10	7.0	4	3	1	1	1	12	9.2
COLORADO STATE	1/27/18	*	33	6-9	.667	0-1	.000	1-2	.500	1	3	4	6.9	1	2	1	1	2	13	9.4
at Utah State	01/31/18	*	40	3-6	.500	0-0	.000	0-0	.000	4	5	9	7.0	2	6	0	3	1	6	9.3
at San Jose State	02/03/18	*	36	4-7	.571	0-0	.000	4-7	.571	4	3	7	7.0	3	1	2	4	1	12	9.4
BOISE STATE	2/6/18	*	37	3-6	.500	0-0	.000	2-2	1.000	0	7	7	7.0	2	2	1	5	1	8	9.3
at Air Force	2/10/18	dnp	-	-	-	-	-	-	-	-	-	-	-	-	-	-	-	-	-	-
UTAH STATE	02/14/18	dnp	-	-	-	-	-	-	-	-	-	-	-	-	-	-	-	-	-	-
at Wyoming	02/20/18	dnp	-	-	-	-	-	-	-	-	-	-	-	-	-	-	-	-	-	-
UNLV	02/25/18	dnp	-	-	-	-	-	-	-	-	-	-	-	-	-	-	-	-	-	-
at Colorado State	02/28/18	dnp	-	-	-	-	-	-	-	-	-	-	-	-	-	-	-	-	-	-
FRESNO STATE	03/03/18	dnp	-	-	-	-	-	-	-	-	-	-	-	-	-	-	-	-	-	-
Totals			21	701	78-153	.510	3-22	.136	.779	41	133	174	7.0	74	63	36	42	19	233	9.3

**SEASON HIGHS**

Points: 20 vs. Prairie View A&M (12-22-17)  
 FG: 6 (3x) Last time vs Wyoming (1-10-18)  
 FGA: 11 vs Wyoming (1-10-18)  
 3FG: 1 (3x) Last time vs Wyoming (1-10-18)  
 3FGA: 2 (6x) Last time vs Wyoming (1-10-18)  
 FT: 12 vs. Prairie View A&M (12-22-17)  
 FTA: 12 vs. Prairie View A&M (12-22-17)  
 Rebounds: 12 (2x) Last time vs. Air Force (12-27-17)  
 Assists: 6 (2x) Last time at Utah State (1-31-18)  
 Blocks: 5 vs Boise State (2-6-18)  
 Steals: 5 vs San José State (1-6-18)  
 Minutes Played: 40 at Utah State (1-31-18)

**CAREER HIGHS AT UNM**

Points: 20 vs. Prairie View A&M (12-22-17)  
 FG: 6 (3x) Last time vs Wyoming (1-10-18)  
 FGA: 11 vs Wyoming (1-10-18)  
 3FG: 1 (4x) Last time 11 vs Wyoming (1-10-18)  
 3FGA: 2 (7x) Last time 11 vs Wyoming (1-10-18)  
 FT: 12 vs. Prairie View A&M (12-22-17)  
 FTA: 12 vs. Prairie View A&M (12-22-17)  
 Rebounds: 12 (2x) Last time vs. Air Force (12-27-17)  
 Assists: 6 (2x) Last time at Utah State (1-31-18)  
 Blocks: 5 vs Boise State (2-6-18)  
 Steals: 5 vs San José State (1-6-18)  
 Minutes Played: 40 at Utah State (1-31-18)

**CAREER STATISTICS**

			Total		3-Point		F-Throws		Rebounds											Scoring	
Season	gp-gs	min/avg	fg-fga	pct	fg-fga	pct	ft-fa	pct	off	def	tot	avg	pf	fo	ast	to	blk	stl	pts	avg	
2014-15	29-0	360/12.4	24-67	.358	1-10	.100	20-35	.571	20	37	57	2.0	53	1	22	16	15	4	69	2.4	
2015-16	29-0	334/11.5	14-43	.326	0-1	.000	18-29	.621	15	41	56	1.9	55	0	13	16	19	15	46	1.6	
2016-17	26-5	341/13.1	28-53	.528	0-0	.000	31-43	.721	32	44	76	2.9	59	1	15	19	20	9	87	3.3	
2017-18	25-21	701/28.0	78-153	.510	3-22	.136	74-95	.779	41	133	174	7.0	74	2	63	36	42	19	233	9.3	
TOTAL	109-26	1736/15.9	144-316	.456	4-33	.121	143-202	.708	108	255	363	3.3	241	4	113	87	96	47	435	4.0	



**Makuach Maluach**  
6'5" - Freshman - Guard/Forward  
Sydney, Australia (Newington College)

**10**

## NOTEWORTHY :

- Scored a career-high 26 points at Air Force on 2-10-18.
- Played prep ball at Newington College in Stanmore, NSW, Australia
- Graduated in 2017
- Member of Australian Junior National Team in the FIBA U18 Oceania Championships.

## GAME-BY-GAME STATISTICS

Opponent	Date	gs	min	fg-fga	pct	3fg-fga	pct	ft-fa	pct	off	def	tot	avg	pf	a	t/o	blk	stl	pts	avg	
NORTHERN NEW MEXIC	11/11/17		21	7-7	1.000	0-0	.000	4-5	.800	2	2	4	4.0	0	1	0	1	1	18	18.0	
NEBRASKA-OMAHA	11/14/17		18	4-7	.571	1-2	.500	0-0	.000	0	5	5	4.5	2	1	1	0	0	9	13.5	
at New Mexico State	11/17/17		9	1-1	1.000	1-1	1.000	0-0	.000	0	0	0	3.0	1	0	2	0	0	3	10.0	
TENNESSEE TECH	11/21/17		12	1-3	.333	0-1	.000	2-2	1.000	0	0	0	2.3	1	0	0	0	1	4	8.5	
vs TCU	11/24/17		10	0-1	.000	0-1	.000	0-0	.000	1	0	1	2.0	1	1	2	0	0	0	6.8	
vs Maryland	11/25/17		17	2-4	.500	1-1	1.000	1-1	1.000	3	0	3	2.2	2	0	3	0	0	6	6.7	
EVANSVILLE	11/29/17		17	5-6	.833	0-1	.000	0-1	.000	2	1	3	2.3	3	3	2	1	0	10	7.1	
at UTEP	12/2/17		11	1-1	1.000	1-1	1.000	2-2	1.000	0	0	0	2.0	2	0	2	0	1	5	6.9	
at Colorado	12/6/17		19	3-8	.375	0-0	.000	0-1	.000	3	2	5	2.3	2	2	1	1	1	6	6.8	
NEW MEXICO STATE	12/9/17	*	24	3-6	.500	1-3	.333	0-1	.000	1	2	3	2.4	2	0	2	0	2	7	6.8	
ARIZONA	12/16/17	*	12	2-5	.400	1-4	.250	0-0	.000	1	1	2	2.4	2	2	0	1	0	5	6.6	
RICE	12/19/17	*	9	0-1	.000	0-0	.000	0-0	.000	0	0	0	2.2	0	0	2	0	0	0	6.1	
PRAIRIE VIEW A&M	12/22/17		13	0-1	.000	0-1	.000	4-4	1.000	1	2	3	2.2	0	0	1	1	1	4	5.9	
AIR FORCE	12/27/17	*	18	2-4	.500	1-3	.333	2-2	1.000	1	2	3	2.3	1	1	1	0	1	7	6.0	
at Nevada	12/30/17		10	2-4	.500	1-2	.500	0-0	.000	0	1	1	2.2	1	0	2	0	0	5	5.9	
at Boise State	01/03/18	*	21	3-4	.750	0-0	.000	2-2	1.000	1	3	4	2.3	2	1	1	0	0	8	6.1	
SAN JOSE STATE	1/6/18		23	6-9	.667	2-2	1.000	1-2	.500	3	1	4	2.4	4	1	0	0	1	15	6.6	
WYOMING	1/10/18	*	33	5-9	.556	1-3	.333	6-6	1.000	3	2	5	2.6	4	3	2	0	2	17	7.2	
at Fresno State	01/13/18	*	34	8-15	.533	0-4	.000	5-5	1.000	0	3	3	2.6	5	1	1	0	0	21	7.9	
at UNLV	01/17/18	*	19	7-12	.583	2-3	.667	3-4	.750	2	1	3	2.6	5	1	0	0	0	19	8.5	
SAN DIEGO STATE	1/20/18		27	4-13	.308	1-4	.250	6-7	.857	0	1	1	2.5	2	1	0	1	0	15	8.8	
COLORADO STATE	1/27/18		30	3-5	.600	1-3	.333	2-2	1.000	1	2	3	2.5	2	3	3	0	0	9	8.8	
at Utah State	01/31/18	*	34	6-9	.667	2-3	.667	1-1	1.000	2	4	6	2.7	2	2	3	0	1	15	9.0	
at San Jose State	02/03/18	*	22	1-2	.500	1-1	1.000	0-0	.000	0	0	0	2.6	4	1	3	0	1	3	8.8	
BOISE STATE	2/6/18	*	11	2-5	.400	0-0	.000	1-2	.500	0	0	0	2.5	5	0	1	0	0	5	8.6	
at Air Force	2/10/18	*	38	10-14	.714	6-7	.857	0-0	.000	1	3	4	2.5	4	1	3	0	3	26	9.3	
UTAH STATE	02/14/18	dnp	-	-	-	-	-	-	-	-	-	-	-	-	-	-	-	-	-	-	
at Wyoming	02/20/18	dnp	-	-	-	-	-	-	-	-	-	-	-	-	-	-	-	-	-	-	
UNLV	02/25/18	dnp	-	-	-	-	-	-	-	-	-	-	-	-	-	-	-	-	-	-	
at Colorado State	02/28/18	dnp	-	-	-	-	-	-	-	-	-	-	-	-	-	-	-	-	-	-	
FRESNO STATE	03/03/18	dnp	-	-	-	-	-	-	-	-	-	-	-	-	-	-	-	-	-	-	
Totals			12	512	88-156	.564	24-51	.471	42-50	.840	28	38	66	2.5	59	26	38	6	16	242	9.3

## SEASON HIGHS

**Points:** 26 at Air Force (2-10-18)  
**FG:** 10 at Air Force (2-10-18)  
**FGA:** 15 at Fresno State (1-13-18)  
**3FG:** 6 at Air Force (2-10-18)  
**3FGA:** 7 at Air Force (2-10-18)  
**FT:** 6 (2x) Last time vs San Diego State (1-20-18)  
**FTA:** 7 vs San Diego State (1-20-18)  
**Rebounds:** 6 at Utah State (1-31-18)  
**Assists:** 3 (3x) Last time vs. Colorado State (1-27-18)  
**Blocks:** 1 (6x) Last time vs San Diego State (1-20-18)  
**Steals:** 3 at Air Force (2-10-18)  
**Minutes Played:** 38 at Air Force (2-10-18)

## CAREER HIGHS AT UNM

**Points:** 26 at Air Force (2-10-18)  
**FG:** 10 at Air Force (2-10-18)  
**FGA:** 15 at Fresno State (1-13-18)  
**3FG:** 6 at Air Force (2-10-18)  
**3FGA:** 7 at Air Force (2-10-18)  
**FT:** 6 (2x) Last time vs San Diego State (1-20-18)  
**FTA:** 7 vs San Diego State (1-20-18)  
**Rebounds:** 6 at Utah State (1-31-18)  
**Assists:** 3 (3x) Last time vs. Colorado State (1-27-18)  
**Blocks:** 1 (6x) Last time vs San Diego State (1-20-18)  
**Steals:** 3 at Air Force (2-10-18)  
**Minutes Played:** 38 at Air Force (2-10-18)

## CAREER STATISTICS

			Total		3-Point		F-Throws		Rebounds											Scoring	
Season	gp-gs	min/avg	fg-fga	pct	fg-fga	pct	ft-fa	pct	off	def	tot	avg	pf	fo	ast	to	blk	stl	pts	avg	
2017-18	26-12	512/19.7	88-156	.564	24-51	.471	42-50	.840	28	38	66	2.5	59	3	26	38	6	16	242	9.3	
TOTAL	26-12	512/19.7	88-156	.564	24-51	.471	42-50	.840	28	38	66	2.5	59	3	26	38	6	16	242	9.3	



# Jachai Simmons

6'7" - Junior - Guard/Forward  
Plainfield, N.J. (Midland College)

11

**NOTEWORTHY :**

- Averaged 14.4 ppg and 6.6 rpg at Midland Junior College as a freshman, earning him All-Conference honors
- Named All-Conference Honorable Mention in 2016-17 averaging 11.7 ppg, 3.5 rpg while shooting 41.2 percent from the floor.
- Received his associates degree in May
- Has a twin sister, Janela, also lettered in football in high school

**GAME-BY-GAME STATISTICS**

Opponent	Date	gs	min	fg-fga	pct	3fg-fga	pct	ft-fa	pct	off	def	tot	avg	pf	a	t/o	blk	stl	pts	avg	
NORTHERN NEW MEXIC	11/11/17		18	3-7	.429	0-3	.000	0-0	.000	1	2	3	3.0	0	4	4	2	3	6	6.0	
NEBRASKA-OMAHA	11/14/17		12	1-4	.250	0-1	.000	0-0	.000	2	2	4	3.5	0	0	1	1	0	2	4.0	
at New Mexico State	11/17/17		15	1-1	1.000	0-0	.000	0-0	.000	0	0	0	2.3	1	0	0	0	0	2	3.3	
TENNESSEE TECH	11/21/17		8	2-3	.667	1-2	.500	0-0	.000	0	0	0	1.8	4	0	1	0	0	5	3.8	
vs TCU	11/24/17		14	0-0	.000	0-0	.000	0-0	.000	1	0	1	1.6	1	0	1	0	2	0	3.0	
vs Maryland	11/25/17		16	3-6	.500	1-2	.500	0-0	.000	1	3	4	2.0	2	0	1	1	2	7	3.7	
EVANSVILLE	11/29/17		12	1-5	.200	1-3	.333	0-0	.000	0	0	0	1.7	0	2	0	0	0	3	3.6	
at UTEP	12/2/17	*	7	0-3	.000	0-2	.000	0-0	.000	0	1	1	1.6	1	1	0	0	0	0	3.1	
at Colorado	12/6/17		12	3-7	.429	1-3	.333	0-0	.000	2	1	3	1.8	1	0	0	0	1	7	3.6	
NEW MEXICO STATE	12/9/17	*	25	2-6	.333	1-4	.250	0-1	.000	0	2	2	1.8	1	1	0	0	1	5	3.7	
ARIZONA	12/16/17	*	10	0-0	.000	0-0	.000	0-0	.000	0	0	0	1.6	2	1	0	0	0	0	3.4	
RICE	12/19/17		13	1-4	.250	0-1	.000	0-0	.000	0	1	1	1.6	0	0	2	0	0	2	3.3	
PRAIRIE VIEW A&M	12/22/17	*	21	2-5	.400	1-3	.333	1-2	.500	0	0	0	1.5	2	4	0	1	1	6	3.5	
AIR FORCE	12/27/17		19	6-7	.857	3-4	.750	0-0	.000	0	2	2	1.5	2	0	0	1	3	15	4.3	
at Nevada	12/30/17	*	20	1-4	.250	1-4	.250	2-2	1.000	0	3	3	1.6	1	0	0	1	1	5	4.3	
at Boise State	01/03/18	*	11	0-2	.000	0-1	.000	0-0	.000	0	1	1	1.6	0	0	0	0	0	0	4.1	
SAN JOSE STATE	1/6/18		19	3-5	.600	2-3	.667	0-0	.000	3	1	4	1.7	1	1	0	0	1	8	4.3	
WYOMING	1/10/18	*	14	0-2	.000	0-1	.000	0-0	.000	0	2	2	1.7	1	0	2	0	0	0	4.1	
at Fresno State	01/13/18		14	0-1	.000	0-1	.000	0-0	.000	0	2	2	1.7	2	2	1	0	0	0	3.8	
at UNLV	01/17/18	*	14	0-0	.000	0-0	.000	0-0	.000	0	2	2	1.8	2	0	0	0	2	0	3.7	
SAN DIEGO STATE	1/20/18	*	17	0-2	.000	0-0	.000	0-1	.000	4	1	5	1.9	2	0	0	0	1	0	3.5	
COLORADO STATE	1/27/18		9	3-4	.750	2-3	.667	0-0	.000	0	0	0	1.8	1	1	0	0	0	8	3.7	
at Utah State	01/31/18	dnp	-	-	-	-	-	-	-	-	-	-	-	-	-	-	-	-	-	-	
at San Jose State	02/03/18	dnp	-	-	-	-	-	-	-	-	-	-	-	-	-	-	-	-	-	-	
BOISE STATE	2/6/18	dnp	-	-	-	-	-	-	-	-	-	-	-	-	-	-	-	-	-	-	
at Air Force	2/10/18		8	1-1	1.000	0-0	.000	0-0	.000	0	0	0	1.7	1	0	1	0	0	2	3.6	
UTAH STATE	02/14/18	dnp	-	-	-	-	-	-	-	-	-	-	-	-	-	-	-	-	-	-	
at Wyoming	02/20/18	dnp	-	-	-	-	-	-	-	-	-	-	-	-	-	-	-	-	-	-	
UNLV	02/25/18	dnp	-	-	-	-	-	-	-	-	-	-	-	-	-	-	-	-	-	-	
at Colorado State	02/28/18	dnp	-	-	-	-	-	-	-	-	-	-	-	-	-	-	-	-	-	-	
FRESNO STATE	03/03/18	dnp	-	-	-	-	-	-	-	-	-	-	-	-	-	-	-	-	-	-	
Totals			9	328	33-79	.418	14-41	.341	3-6	.500	14	26	40	1.7	28	17	14	7	18	83	3.6

**SEASON HIGHS**

**Points:** 15 vs. Air Force (12-27-17)  
**FG:** 6 vs. Air Force (12-27-17)  
**FGA:** 7 (3x) Last time vs. Air Force (12-27-17)  
**3FG:** 3 vs. Air Force (12-27-17)  
**3FGA:** 4 (3x) Last time at Nevada (12-30-17)  
**FT:** 2 at Nevada (12-30-17)  
**FTA:** 2 (2x) Last time at Nevada (12-30-17)  
**Rebounds:** 5 vs San Diego State (1-20-18)  
**Assists:** 4 (2x) vs. Prairie View A&M (12-22-17)  
**Blocks:** 2 vs. Northern N.M. (11-11-17)  
**Steals:** 3 (2x) Last time vs. Air Force (12-27-17)  
**Minutes Played:** 25 vs. New Mexico State (12-9-17)

**CAREER HIGHS AT UNM**

**Points:** 15 vs. Air Force (12-27-17)  
**FG:** 6 vs. Air Force (12-27-17)  
**FGA:** 7 (3x) Last time vs. Air Force (12-27-17)  
**3FG:** 3 vs. Air Force (12-27-17)  
**3FGA:** 4 (3x) Last time at Nevada (12-30-17)  
**FT:** 2 at Nevada (12-30-17)  
**FTA:** 2 (2x) Last time at Nevada (12-30-17)  
**Rebounds:** 5 vs San Diego State (1-20-18)  
**Assists:** 4 (2x) vs. Prairie View A&M (12-22-17)  
**Blocks:** 2 vs. Northern N.M. (11-11-17)  
**Steals:** 3 (2x) Last time vs. Air Force (12-27-17)  
**Minutes Played:** 25 vs. New Mexico State (12-9-17)

**CAREER STATISTICS**

			Total		3-Point		F-Throws		Rebounds											Scoring	
Season	gp-gs	min/avg	fg-fga	pct	fg-fga	pct	ft-fa	pct	off	def	tot	avg	pf	fo	ast	to	blk	stl	pts	avg	
2017-18	23-9	328/14.3	33-79	.418	14-41	.341	3-6	.500	14	26	40	1.7	28	0	17	14	7	18	83	3.6	
TOTAL	23-9	328/14.3	33-79	.418	14-41	.341	3-6	.500	14	26	40	1.7	28	0	17	14	7	18	83	3.6	



**JaQuan Lyle**  
 6'5" - Junior - Guard  
 Evansville, Ind. (Ohio State)

**13**

**NOTEWORTHY :**

- Played in 35 games with 31 starts at guard at Ohio State
- Averaged 11.2 points in his freshman season, fourth leading scorer on team
- Led the Buckeyes in assists (147) for the 2015-16 season and again in 2016-17 (142).
- In 2016-17, third leading scorer with 11.4 ppg, shot 45.8% from the field and 40.7% from three as a sophomore.

**GAME-BY-GAME STATISTICS**

Will not play in 2017-18 due to NCAA transfer rules.

**SEASON HIGHS**

Points: N/A  
 FG: N/A  
 FGA: N/A  
 3FG: N/A  
 3FGA: N/A  
 FT: N/A  
 FTA: N/A  
 Rebounds: N/A  
 Assists: N/A  
 Blocks: N/A  
 Steals: N/A  
 Minutes Played: N/A

**CAREER HIGHS AT UNM**

Points: N/A  
 FG: N/A  
 FGA: N/A  
 3FG: N/A  
 3FGA: N/A  
 FT: N/A  
 FTA: N/A  
 Rebounds: N/A  
 Assists: N/A  
 Blocks: N/A  
 Steals: N/A  
 Minutes Played: N/A

**CAREER STATISTICS**





# Dane Kuiper

6'7" - Junior - Guard/Forward  
Wasilla, Alaska (Corona del Sol HS (Ariz.))

14

**NOTEWORTHY :**

- Set career-highs of 24 points, seven field goals and six 3-pointers in 12-16-17 against #23 Arizona.
- Academic All-MW selection
- Rated as the top player in Arizona for the 2015 recruiting class
- Helped guide Tempe Corona del Sol to a pair of state championships
- One of five NCAA Division I players from the 2014-15 Corona del Sol Aztecs

**GAME-BY-GAME STATISTICS**

Opponent	Date	gs	min	fg-fga	pct	3fg-fga	pct	ft-fa	pct	off	def	tot	avg	pf	a	t/o	blk	stl	pts	avg	
NORTHERN NEW MEXIC	11/11/17	*	19	5-9	.556	3-5	.600	4-4	1.000	2	2	4	4.0	3	4	0	0	2	17	17.0	
NEBRASKA-OMAHA	11/14/17	*	19	0-3	.000	0-3	.000	0-0	.000	0	1	1	2.5	1	2	0	0	0	0	8.5	
at New Mexico State	11/17/17	*	21	1-6	.167	0-4	.000	1-2	.500	0	4	4	3.0	2	1	2	0	1	3	6.7	
TENNESSEE TECH	11/21/17	*	25	2-9	.222	2-8	.250	0-0	.000	0	2	2	2.8	3	5	2	0	2	6	6.5	
vs TCU	11/24/17	*	16	0-1	.000	0-1	.000	2-2	1.000	0	2	2	2.6	3	0	0	0	1	2	5.6	
vs Maryland	11/25/17	*	20	1-7	.143	0-3	.000	0-0	.000	4	4	8	3.5	0	2	0	0	1	2	5.0	
EVANSVILLE	11/29/17	*	23	2-6	.333	2-4	.500	0-0	.000	1	3	4	3.6	1	0	1	0	2	6	5.1	
at UTEP	12/2/17	*	19	2-6	.333	2-5	.400	0-0	.000	1	3	4	3.6	3	0	0	0	0	6	5.3	
at Colorado	12/6/17		13	2-3	.667	2-2	1.000	0-0	.000	1	2	3	3.6	5	1	0	1	1	6	5.3	
NEW MEXICO STATE	12/9/17		17	0-2	.000	0-1	.000	0-0	.000	0	4	4	3.6	3	3	3	1	1	0	4.8	
ARIZONA	12/16/17	*	24	7-10	.700	6-8	.750	4-4	1.000	0	2	2	3.5	3	0	0	0	0	24	6.5	
RICE	12/19/17	*	24	2-8	.250	1-6	.167	5-7	.714	1	4	5	3.6	3	6	0	0	0	10	6.8	
PRAIRIE VIEW A&M	12/22/17		19	5-7	.714	3-4	.750	1-1	1.000	0	4	4	3.6	3	0	2	0	1	14	7.4	
AIR FORCE	12/27/17	*	25	4-7	.571	3-5	.600	2-2	1.000	0	4	4	3.6	3	2	0	0	3	13	7.8	
at Nevada	12/30/17	*	14	1-2	.500	0-0	.000	0-0	.000	1	2	3	3.6	4	0	1	0	0	2	7.4	
at Boise State	01/03/18	*	23	2-7	.286	1-5	.200	2-3	.667	0	1	1	3.4	1	2	2	0	2	7	7.4	
SAN JOSE STATE	1/6/18	*	28	1-9	.111	1-8	.125	1-2	.500	0	1	1	3.3	3	3	0	0	2	4	7.2	
WYOMING	1/10/18	*	29	0-1	.000	0-1	.000	0-0	.000	0	6	6	3.4	0	1	1	1	1	0	6.8	
at Fresno State	01/13/18	*	27	2-6	.333	2-6	.333	0-0	.000	0	3	3	3.4	3	3	1	0	0	6	6.7	
at UNLV	01/17/18		26	4-8	.500	2-4	.500	0-0	.000	3	2	5	3.5	4	1	1	1	1	10	6.9	
SAN DIEGO STATE	1/20/18		25	0-7	.000	0-5	.000	0-0	.000	0	3	3	3.5	0	0	1	0	0	0	6.6	
COLORADO STATE	1/27/18	*	25	0-3	.000	0-3	.000	2-2	1.000	0	1	1	3.4	1	4	0	2	0	2	6.4	
at Utah State	01/31/18	*	27	1-6	.167	0-3	.000	3-4	.750	0	2	2	3.3	2	1	1	0	1	5	6.3	
at San Jose State	02/03/18	*	15	1-7	.143	0-6	.000	0-0	.000	0	3	3	3.3	1	1	0	0	2	2	6.1	
BOISE STATE	2/6/18	*	23	4-6	.667	2-4	.500	1-2	.500	0	5	5	3.4	0	1	1	0	2	11	6.3	
at Air Force	2/10/18	*	26	0-4	.000	0-3	.000	4-4	1.000	0	2	2	3.3	2	0	2	1	0	4	6.2	
UTAH STATE	02/14/18	dnp	-	-	-	-	-	-	-	-	-	-	-	-	-	-	-	-	-	-	
at Wyoming	02/20/18	dnp	-	-	-	-	-	-	-	-	-	-	-	-	-	-	-	-	-	-	
UNLV	02/25/18	dnp	-	-	-	-	-	-	-	-	-	-	-	-	-	-	-	-	-	-	
at Colorado State	02/28/18	dnp	-	-	-	-	-	-	-	-	-	-	-	-	-	-	-	-	-	-	
FRESNO STATE	03/03/18	dnp	-	-	-	-	-	-	-	-	-	-	-	-	-	-	-	-	-	-	
Totals			21	572	49-150	.327	32-107	.299	32-39	.821	14	72	86	3.3	57	43	21	7	26	162	6.2

**SEASON HIGHS**

**Points:** 24 vs. Arizona (12-16-17)  
**FG:** 7 vs. Arizona (12-16-17)  
**FGA:** 10 vs. Arizona (12-16-17)  
**3FG:** 6 vs. Arizona (12-16-17)  
**3FGA:** 8 (3x) Last time vs San José State (1-8-18)  
**FT:** 5 vs. Rice (12-19-17)  
**FTA:** 7 vs. Rice (12-19-17)  
**Rebounds:** 8 vs. Maryland (11-25-17)  
**Assists:** 6 vs. Rice (12-19-17)  
**Blocks:** 2 vs. Colorado State (1-27-18)  
**Steals:** 3 vs. Air Force (12-27-17)  
**Minutes Played:** 29 vs Wyoming (1-10-18)

**CAREER HIGHS AT UNM**

**Points:** 24 vs. Arizona (12-16-17)  
**FG:** 7 vs. Arizona (12-16-17)  
**FGA:** 10 (2x) Last time vs. Arizona (12-16-17)  
**3FG:** 6 vs. Arizona (12-16-17)  
**3FGA:** 8 (3x) Last time vs San José State (1-8-18)  
**FT:** 5 vs. Rice (12-19-17)  
**FTA:** 7 vs. Rice (12-19-17)  
**Rebounds:** 8 (2x) vs. Maryland (11-25-17)  
**Assists:** 6 vs. Rice (12-19-17)  
**Blocks:** 2 (3x) Last time vs. Colorado State (1-27-18)  
**Steals:** 3 vs. Air Force (12-27-17)  
**Minutes Played:** 37 vs. UNLV (1-10-17)

**CAREER STATISTICS**

			Total		3-Point		F-Throws		Rebounds											Scoring	
Season	gp-gs	min/avg	fg-fga	pct	fg-fga	pct	ft-fa	pct	off	def	tot	avg	pf	fo	ast	to	blk	stl	pts	avg	
2015-16	25-0	207/8.3	12-37	.324	6-18	.333	7-9	.778	3	23	26	1.0	22	1	20	9	8	6	37	1.5	
2016-17	26-13	560/21.5	57-131	.435	23-61	.377	18-23	.783	15	55	70	2.7	69	4	35	22	7	20	155	6.0	
2017-18	26-21	572/22.0	49-150	.327	32-107	.299	32-39	.821	14	72	86	3.3	57	1	43	21	7	26	162	6.2	
TOTAL	77-34	1339/17.4	118-318	.371	61-186	.328	57-71	.803	32	150	182	2.4	148	6	98	52	22	52	354	4.6	



**Vladimir Pinchuk**  
**6'10" - Freshman - Forward/Center**  
**Schwelm, Germany (Maerkischies Gym. Schwelm)**

**15**

### NOTEWORTHY :

- Graduated from Maerkischies Gym. Schwelm in 2017
- Played club for EU Baskets Schwelm Juniors and Phoenix Hagen Youngstars
- Father played professionally in Europe and has a World-Championship silver medal with the UdSSR
- Speaks four different languages: German, English, Russian and French

## GAME-BY-GAME STATISTICS

Opponent	Date	gs	min	fg-fga	pct	3fg-fga	pct	ft-fa	pct	off	def	tot	avg	pf	a	t/o	blk	stl	pts	avg	
NORTHERN NEW MEXIC	11/11/17		23	6-6	1.000	0-0	.000	0-0	.000	1	6	7	7.0	3	0	1	0	1	12	12.0	
NEBRASKA-OMAHA	11/14/17		13	1-3	.333	0-0	.000	0-1	.000	3	2	5	6.0	4	1	2	0	0	2	7.0	
at New Mexico State	11/17/17		16	4-5	.800	0-0	.000	1-2	.500	1	1	2	4.7	1	0	1	0	0	9	7.7	
TENNESSEE TECH	11/21/17		11	0-0	.000	0-0	.000	2-2	1.000	2	2	4	4.5	5	0	0	1	0	2	6.3	
vs TCU	11/24/17		16	0-1	.000	0-0	.000	3-4	.750	1	0	1	3.8	0	0	1	0	0	3	5.6	
vs Maryland	11/25/17		24	2-4	.500	0-0	.000	0-0	.000	1	2	3	3.7	1	0	1	0	0	4	5.3	
EVANSVILLE	11/29/17		18	2-4	.500	0-0	.000	0-0	.000	0	3	3	3.6	3	0	0	1	1	4	5.1	
at UTEP	12/2/17		25	2-3	.667	0-0	.000	1-6	.167	1	6	7	4.0	3	0	0	0	0	5	5.1	
at Colorado	12/6/17		14	1-2	.500	0-0	.000	0-0	.000	0	0	0	3.6	1	0	0	0	0	2	4.8	
NEW MEXICO STATE	12/9/17		18	2-3	.667	0-0	.000	2-3	.667	1	4	5	3.7	3	0	1	0	0	6	4.9	
ARIZONA	12/16/17		11	0-2	.000	0-0	.000	0-0	.000	1	0	1	3.5	1	0	0	1	0	0	4.5	
RICE	12/19/17	*	16	1-1	1.000	0-0	.000	2-2	1.000	0	1	1	3.3	1	0	1	1	0	4	4.4	
PRAIRIE VIEW A&M	12/22/17	*	15	1-1	1.000	0-0	.000	0-1	.000	1	1	2	3.2	2	1	0	0	0	2	4.2	
AIR FORCE	12/27/17	*	14	0-0	.000	0-0	.000	0-0	.000	0	1	1	3.0	4	0	1	1	0	0	3.9	
at Nevada	12/30/17	*	12	0-0	.000	0-0	.000	0-0	.000	0	1	1	2.9	1	0	0	0	0	0	3.7	
at Boise State	01/03/18		6	0-0	.000	0-0	.000	1-2	.500	1	1	2	2.8	1	0	1	0	0	1	3.5	
SAN JOSE STATE	1/6/18	*	21	2-4	.500	0-0	.000	2-5	.400	2	3	5	2.9	2	1	0	0	0	6	3.6	
WYOMING	1/10/18		14	0-1	.000	0-0	.000	0-1	.000	1	1	2	2.9	2	0	0	2	0	0	3.4	
at Fresno State	01/13/18	*	11	1-2	.500	0-0	.000	2-2	1.000	1	1	2	2.8	1	0	0	0	0	4	3.5	
at UNLV	01/17/18	*	25	5-5	1.000	0-0	.000	0-1	.000	0	3	3	2.9	1	0	0	0	0	10	3.8	
SAN DIEGO STATE	1/20/18	*	17	0-0	.000	0-0	.000	1-2	.500	1	1	2	2.8	0	0	2	1	0	1	3.7	
COLORADO STATE	1/27/18	*	17	3-5	.600	0-0	.000	1-2	.500	1	0	1	2.7	2	0	1	1	0	7	3.8	
at Utah State	01/31/18		dnp	-	-	-	-	-	-	-	-	-	-	-	-	-	-	-	-	-	
at San Jose State	02/03/18		dnp	-	-	-	-	-	-	-	-	-	-	-	-	-	-	-	-	-	
BOISE STATE	2/6/18		dnp	-	-	-	-	-	-	-	-	-	-	-	-	-	-	-	-	-	
at Air Force	2/10/18		7	0-0	.000	0-0	.000	0-0	.000	1	0	1	2.7	4	0	0	0	0	0	3.7	
UTAH STATE	02/14/18		dnp	-	-	-	-	-	-	-	-	-	-	-	-	-	-	-	-	-	
at Wyoming	02/20/18		dnp	-	-	-	-	-	-	-	-	-	-	-	-	-	-	-	-	-	
UNLV	02/25/18		dnp	-	-	-	-	-	-	-	-	-	-	-	-	-	-	-	-	-	
at Colorado State	02/28/18		dnp	-	-	-	-	-	-	-	-	-	-	-	-	-	-	-	-	-	
FRESNO STATE	03/03/18		dnp	-	-	-	-	-	-	-	-	-	-	-	-	-	-	-	-	-	
Totals			9	364	33-52	.635	0-0	.000	18-36	.500	21	40	61	2.7	46	3	13	9	2	84	3.7

## SEASON HIGHS

**Points:** 12 vs. Northern N.M. (11-11-17)  
**FG:** 6 vs. Northern N.M. (11-11-17)  
**FGA:** 6 vs. Northern N.M. (11-11-17)  
**3FG:** N/A  
**3FGA:** N/A  
**FT:** 3 vs. TCU (11-24-17)  
**FTA:** 6 at UTEP (12-2-17)  
**Rebounds:** 7 (2x) Last time at UTEP (12-2-17)  
**Assists:** 1 (3x) Last time vs San José State (1-8-18)  
**Blocks:** 2 vs Wyoming (1-10-18)  
**Steals:** 1 (2x) Last time vs. Evansville (11-29-17)  
**Minutes Played:** 25 (3x) Last time at UNLV (1-17-18)

## CAREER HIGHS AT UNM

**Points:** 12 vs. Northern N.M. (11-11-17)  
**FG:** 6 vs. Northern N.M. (11-11-17)  
**FGA:** 6 vs. Northern N.M. (11-11-17)  
**3FG:** N/A  
**3FGA:** N/A  
**FT:** 3 vs. TCU (11-24-17)  
**FTA:** 6 at UTEP (12-2-17)  
**Rebounds:** 7 (2x) Last time at UTEP (12-2-17)  
**Assists:** 1 (3x) Last time vs San José State (1-8-18)  
**Blocks:** 2 vs Wyoming (1-10-18)  
**Steals:** 1 (2x) Last time vs. Evansville (11-29-17)  
**Minutes Played:** 25 (3x) Last time at UNLV (1-17-18)

## CAREER STATISTICS

			Total		3-Point		F-Throws		Rebounds											Scoring	
Season	gp-gs	min/avg	fg-fga	pct	fg-fga	pct	ft-fa	pct	off	def	tot	avg	pf	fo	ast	to	blk	stl	pts	avg	
2017-18	23-9	364/15.8	33-52	.635	0-0	.000	18-36	.500	21	40	61	2.7	46	1	3	13	9	2	84	3.7	
TOTAL	23-9	364/15.8	33-52	.635	0-0	.000	18-36	.500	21	40	61	2.7	46	1	3	13	9	2	84	3.7	



**Vance Jackson**  
 6'9" - Sophomore - Forward  
 Los Angeles, Calif. (UConn)

**22**

**NOTEWORTHY :**

- Averaged 8.1 points per game as a freshman at UCONN in 2016-17
- Made 21 starts in 32 appearances
- Shot 40.9 percent from the field, 39.7 from three and 67.6 from the FT line
- Reached double figures in 13 games, led the team twice in scoring
- Led Huskies in steals five times, blocks once and assists three times
- Netted 12 points in win vs Houston in AAC quarterfinals, ACC Rookie of the Week

**GAME-BY-GAME STATISTICS**

Will not play in 2017-18 due to NCAA transfer rules.

**SEASON HIGHS**

Points: N/A  
 FG: N/A  
 FGA: N/A  
 3FG: N/A  
 3FGA: N/A  
 FT: N/A  
 FTA: N/A  
 Rebounds: N/A  
 Assists: N/A  
 Blocks: N/A  
 Steals: N/A  
 Minutes Played: N/A

**CAREER HIGHS AT UNM**

Points: N/A  
 FG: N/A  
 FGA: N/A  
 3FG: N/A  
 3FGA: N/A  
 FT: N/A  
 FTA: N/A  
 Rebounds: N/A  
 Assists: N/A  
 Blocks: N/A  
 Steals: N/A  
 Minutes Played: N/A

**CAREER STATISTICS**



**Troy Simons**  
6'3" - Junior - Guard  
Pittsburgh, Penn. (Polk State)

**31**

## NOTEWORTHY :

- National Junior College Scoring Champion in 2016-17, shot 40.6% from the floor
- Averaged 26.3 points per game over 26 games, shot 40.9% from 3-pt range
- First Team All-Suncoast Conference and earned a spot on the FCSAA/NJCAA Region VIII All-State Team
- Played in the 2017 NJCAA Men's Basketball Coaches Association All-Star Game on 4/29/17 in Las Vegas

## GAME-BY-GAME STATISTICS

Opponent	Date	gs	min	fg-fga	pct	3fg-fga	pct	ft-fa	pct	off	def	tot	avg	pf	a	t/o	blk	stl	pts	avg	
NORTHERN NEW MEXIC	11/11/17		20	7-10	.700	3-6	.500	2-2	1.000	3	4	7	7.0	2	3	3	0	5	19	19.0	
NEBRASKA-OMAHA	11/14/17		22	8-16	.500	6-11	.545	2-2	1.000	3	2	5	6.0	1	4	2	0	4	24	21.5	
at New Mexico State	11/17/17		17	0-4	.000	0-1	.000	0-0	.000	1	1	2	4.7	4	0	1	1	1	0	14.3	
TENNESSEE TECH	11/21/17		12	1-5	.200	1-4	.250	0-0	.000	0	1	1	3.8	2	2	1	0	1	3	11.5	
vs TCU	11/24/17	*	22	2-9	.222	1-5	.200	0-0	.000	1	0	1	3.2	2	1	0	0	3	5	10.2	
vs Maryland	11/25/17	*	22	1-7	.143	1-5	.200	2-2	1.000	1	0	1	2.8	5	2	0	1	1	5	9.3	
EVANSVILLE	11/29/17	*	21	4-8	.500	4-7	.571	2-2	1.000	0	0	0	2.4	1	0	0	0	3	14	10.0	
at UTEP	12/2/17		23	1-9	.111	1-5	.200	3-5	.600	4	4	8	3.1	2	1	4	0	0	6	9.5	
at Colorado	12/6/17	*	23	1-14	.071	1-9	.111	0-2	.000	0	1	1	2.9	1	2	0	0	3	3	8.8	
NEW MEXICO STATE	12/9/17	*	24	4-10	.400	1-3	.333	4-4	1.000	5	2	7	3.3	4	0	1	0	0	13	9.2	
ARIZONA	12/16/17		24	4-10	.400	0-5	.000	4-4	1.000	1	0	1	3.1	3	1	1	0	2	12	9.5	
RICE	12/19/17		28	5-11	.455	4-10	.400	1-2	.500	0	3	3	3.1	0	3	1	0	4	15	9.9	
PRAIRIE VIEW A&M	12/22/17	*	28	3-10	.300	2-6	.333	0-0	.000	3	1	4	3.2	1	2	1	1	2	8	9.8	
AIR FORCE	12/27/17	*	18	1-9	.111	0-5	.000	0-0	.000	0	1	1	3.0	2	2	0	0	0	2	9.2	
at Nevada	12/30/17		19	2-10	.200	0-6	.000	0-0	.000	1	0	1	2.9	2	0	2	0	1	4	8.9	
at Boise State	01/03/18		15	2-7	.286	1-5	.200	0-0	.000	0	0	0	2.7	4	1	1	0	2	5	8.6	
SAN JOSE STATE	1/6/18		dnp	-	-	-	-	-	-	-	-	-	-	-	-	-	-	-	-	-	
WYOMING	1/10/18		dnp	-	-	-	-	-	-	-	-	-	-	-	-	-	-	-	-	-	
at Fresno State	01/13/18		dnp	-	-	-	-	-	-	-	-	-	-	-	-	-	-	-	-	-	
at UNLV	01/17/18		dnp	-	-	-	-	-	-	-	-	-	-	-	-	-	-	-	-	-	
SAN DIEGO STATE	1/20/18		dnp	-	-	-	-	-	-	-	-	-	-	-	-	-	-	-	-	-	
COLORADO STATE	1/27/18		17	4-6	.667	3-5	.600	2-2	1.000	1	0	1	2.6	0	1	1	0	4	13	8.9	
at Utah State	01/31/18		25	3-11	.273	2-6	.333	0-0	.000	1	2	3	2.6	3	1	2	0	1	8	8.8	
at San Jose State	02/03/18		26	2-5	.400	2-4	.500	0-0	.000	1	0	1	2.5	2	1	2	0	1	6	8.7	
BOISE STATE	2/6/18		27	2-3	.667	1-2	.500	1-2	.500	1	4	5	2.7	2	1	1	1	2	6	8.6	
at Air Force	2/10/18	*	31	4-8	.500	3-4	.750	0-0	.000	0	4	4	2.7	3	3	1	0	0	11	8.7	
UTAH STATE	02/14/18		dnp	-	-	-	-	-	-	-	-	-	-	-	-	-	-	-	-	-	
at Wyoming	02/20/18		dnp	-	-	-	-	-	-	-	-	-	-	-	-	-	-	-	-	-	
UNLV	02/25/18		dnp	-	-	-	-	-	-	-	-	-	-	-	-	-	-	-	-	-	
at Colorado State	02/28/18		dnp	-	-	-	-	-	-	-	-	-	-	-	-	-	-	-	-	-	
FRESNO STATE	03/03/18		dnp	-	-	-	-	-	-	-	-	-	-	-	-	-	-	-	-	-	
Totals			8	464	61-182	.335	37-114	.325	23-29	.793	27	30	57	2.7	46	31	25	4	40	182	8.7

## SEASON HIGHS

**Points:** 24 vs. Omaha (11-14-17)  
**FG:** 8 vs. Omaha (11-14-17)  
**FGA:** 16 vs. Omaha (11-14-17)  
**3FG:** 6 vs. Omaha (11-14-17)  
**3FGA:** 11 vs. Omaha (11-14-17)  
**FT:** 4 (2x) vs. Arizona (12-16-17)  
**FTA:** 5 at UTEP (12-2-17)  
**Rebounds:** 8 at UTEP (12-2-17)  
**Assists:** 4 vs. Omaha (11-14-17)  
**Blocks:** 1 (4x) Last time vs Boise State (2-6-18)  
**Steals:** 5 vs. Northern N.M. (11-11-17)  
**Minutes Played:** 31 at Air Force (2-10-18)

## CAREER HIGHS AT UNM

**Points:** 24 vs. Omaha (11-14-17)  
**FG:** 8 vs. Omaha (11-14-17)  
**FGA:** 16 vs. Omaha (11-14-17)  
**3FG:** 6 vs. Omaha (11-14-17)  
**3FGA:** 11 vs. Omaha (11-14-17)  
**FT:** 4 (2x) vs. Arizona (12-16-17)  
**FTA:** 5 at UTEP (12-2-17)  
**Rebounds:** 8 at UTEP (12-2-17)  
**Assists:** 4 vs. Omaha (11-14-17)  
**Blocks:** 1 (4x) Last time vs Boise State (2-6-18)  
**Steals:** 5 vs. Northern N.M. (11-11-17)  
**Minutes Played:** 31 at Air Force (2-10-18)

## CAREER STATISTICS

Season	gp-gs	min/avg	Total fg-fga	pct	3-Point fg-fga	pct	F-Throws ft-fa	pct	Rebounds off	def	tot	avg	pf	fo	ast	to	blk	stl	Scoring pts	avg
2017-18	21-8	464/22.1	61-182	.335	37-114	.325	23-29	.793	27	30	57	2.7	46	3	31	25	4	40	182	8.7
TOTAL	21-8	464/22.1	61-182	.335	37-114	.325	23-29	.793	27	30	57	2.7	46	3	31	25	4	40	182	8.7



# Anthony Mathis

6'3" - Junior - Guard  
West Linn, Ore. (West Linn HS)

32

## NOTEWORTHY :

- Scored a career-high 25 points on 1-31-18 at Utah State with a career-best six 3-pointers
- Part of back-to-back-to-back 6A Oregon state championships
- 6A Second Team All-State as a senior
- First Team All-State selection as a junior

## GAME-BY-GAME STATISTICS

Opponent	Date	qs	min	fg-fga	pct	3fg-fga	pct	ft-fa	pct	off	def	tot	avg	pf	a	t/o	blk	stl	pts	avg				
NORTHERN NEW MEXIC	11/11/17		19	5-9	.556	5-9	.556	1-2	.500	0	2	2	2.0	3	5	2	0	4	16	16.0				
NEBRASKA-OMAHA	11/14/17		16	3-9	.333	3-7	.429	0-0	.000	0	2	2	2.0	3	1	0	0	0	9	12.5				
at New Mexico State	11/17/17		19	4-5	.800	3-4	.750	3-4	.750	0	1	1	1.7	3	1	2	0	0	14	13.0				
TENNESSEE TECH	11/21/17		23	4-7	.571	3-6	.500	0-0	.000	1	2	3	2.0	5	2	0	1	1	11	12.5				
vs TCU	11/24/17		14	0-3	.000	0-3	.000	0-0	.000	0	1	1	1.8	1	0	0	0	0	0	10.0				
vs Maryland	11/25/17		17	4-6	.667	4-5	.800	0-0	.000	0	0	0	1.5	5	1	0	0	0	12	10.3				
EVANSVILLE	11/29/17		18	4-6	.667	2-4	.500	0-0	.000	0	0	0	1.3	3	0	0	0	0	10	10.3				
at UTEP	12/2/17		16	3-9	.333	3-8	.375	4-4	1.000	0	1	1	1.3	1	1	0	0	0	13	10.6				
at Colorado	12/6/17		21	5-9	.556	3-6	.500	2-3	.667	1	1	2	1.3	0	0	2	0	1	15	11.1				
NEW MEXICO STATE	12/9/17		19	1-5	.200	1-4	.250	3-3	1.000	0	2	2	1.4	1	1	0	0	0	6	10.6				
ARIZONA	12/16/17		16	2-4	.500	2-4	.500	0-0	.000	0	0	0	1.3	2	0	0	0	0	6	10.2				
RICE	12/19/17	*	11	0-3	.000	0-3	.000	0-0	.000	0	1	1	1.3	2	0	2	0	0	0	9.3				
PRAIRIE VIEW A&M	12/22/17		10	1-3	.333	0-2	.000	1-2	.500	1	2	3	1.4	2	1	0	0	0	3	8.8				
AIR FORCE	12/27/17		11	3-5	.600	3-5	.600	2-3	.667	0	1	1	1.4	2	0	0	0	0	11	9.0				
at Nevada	12/30/17		19	5-11	.455	5-8	.625	2-2	1.000	1	4	5	1.6	0	1	0	0	0	17	9.5				
at Boise State	01/03/18		20	5-11	.455	3-7	.429	0-0	.000	0	0	0	1.5	1	1	0	0	1	13	9.8				
SAN JOSE STATE	1/6/18	*	23	4-10	.400	2-8	.250	2-2	1.000	1	5	6	1.8	4	1	0	0	0	12	9.9				
WYOMING	1/10/18		28	4-10	.400	3-7	.429	5-6	.833	3	2	5	1.9	0	0	2	1	0	16	10.2				
at Fresno State	01/13/18	*	33	6-9	.667	4-6	.667	2-2	1.000	1	1	2	1.9	5	1	0	0	2	18	10.6				
at UNLV	01/17/18	*	29	4-12	.333	3-9	.333	3-3	1.000	0	2	2	2.0	3	1	0	0	0	14	10.8				
SAN DIEGO STATE	1/20/18	*	34	7-12	.583	4-7	.571	3-3	1.000	0	5	5	2.1	3	0	0	0	1	21	11.3				
COLORADO STATE	1/27/18	*	26	4-9	.444	4-9	.444	1-2	.500	1	1	2	2.1	3	0	0	0	0	13	11.4				
at Utah State	01/31/18	*	36	8-13	.615	6-10	.600	3-3	1.000	0	2	2	2.1	5	5	3	0	0	25	12.0				
at San Jose State	02/03/18	*	28	5-10	.500	4-8	.500	1-1	1.000	0	2	2	2.1	3	1	0	1	0	15	12.1				
BOISE STATE	2/6/18	*	29	5-10	.500	4-6	.667	3-4	.750	0	0	0	2.0	1	1	1	0	1	17	12.3				
at Air Force	2/10/18		18	3-5	.600	2-4	.500	7-8	.875	1	0	1	2.0	4	0	2	0	1	15	12.4				
UTAH STATE	02/14/18	dnp	-	-	-	-	-	-	-	-	-	-	-	-	-	-	-	-	-	-				
at Wyoming	02/20/18	dnp	-	-	-	-	-	-	-	-	-	-	-	-	-	-	-	-	-	-				
UNLV	02/25/18	dnp	-	-	-	-	-	-	-	-	-	-	-	-	-	-	-	-	-	-				
at Colorado State	02/28/18	dnp	-	-	-	-	-	-	-	-	-	-	-	-	-	-	-	-	-	-				
FRESNO STATE	03/03/18	dnp	-	-	-	-	-	-	-	-	-	-	-	-	-	-	-	-	-	-				
Totals			9	553		99-205	.483	76-159	.478		48-57	.842		11	40	51	2.0	65	25	16	3	12	322	12.4

## SEASON HIGHS

**Points:** 25 at Utah State (1-31-18)  
**FG:** 8 at Utah State (1-31-18)  
**FGA:** 13 at Utah State (1-31-18)  
**3FG:** 6 at Utah State (1-31-18)  
**3FGA:** 10 at Utah State (1-31-18)  
**FT:** 7 at Air Force (2-10-18)  
**FTA:** 8 Air Force (2-10-18)  
**Rebounds:** 6 vs San José State (1-8-18)  
**Assists:** 5 (2x) Last time at Utah State (1-31-18)  
**Blocks:** 1 (3x) Last time at San José State (2-3-18)  
**Steals:** 4 vs. Northern N.M. (11-11-17)  
**Minutes Played:** 36 at Utah State (1-31-18)

## CAREER HIGHS AT UNM

**Points:** 25 at Utah State (1-31-18)  
**FG:** 8 at Utah State (1-31-18)  
**FGA:** 13 at Utah State (1-31-18)  
**3FG:** 6 at Utah State (1-31-18)  
**3FGA:** 10 at Utah State (1-31-18)  
**FT:** 7 at Air Force (2-10-18)  
**FTA:** 8 Air Force (2-10-18)  
**Rebounds:** 6 vs San José State (1-8-18)  
**Assists:** 5 (2x) Last time at Utah State (1-31-18)  
**Blocks:** 1 (3x) Last time at San José State (2-3-18)  
**Steals:** 4 vs. Northern N.M. (11-11-17)  
**Minutes Played:** 36 at Utah State (1-31-18)

## CAREER STATISTICS

			Total		3-Point		F-Throws		Rebounds											Scoring	
Season	gp-gs	min/avg	fg-fga	pct	fg-fga	pct	ft-fa	pct	off	def	tot	avg	pf	fo	ast	to	blk	stl	pts	avg	
2015-16	25-0	164/6.6	17-44	.386	12-34	.353	11-12	.917	2	11	13	0.5	25	0	9	12	0	7	57	2.3	
2016-17	10-0	64/6.4	10-25	.400	6-19	.316	3-3	1.000	1	9	10	1.0	4	0	8	2	0	2	29	2.9	
2017-18	26-9	553/21.3	99-205	.483	76-159	.478	48-57	.842	11	40	51	2.0	65	4	25	16	3	12	322	12.4	
TOTAL	61-9	781/12.8	126-274	.460	94-212	.443	62-72	.861	14	60	74	1.2	94	4	42	30	3	21	408	6.7	





**Connor MacDougall**  
 6'9" - Senior - Forward  
 Tempe, Ariz. (South Mountain CC)

**55**

**NOTEWORTHY :**

- Scored career-high 17 points against Wyoming (2-25-17)
- NJCAA All-American at South Mountain CC
- Helped South Mountain finish eighth among 16 teams at NJCAA National Tournament
- Played six games for Arizona State in 2014-15
- Ranked by Fox Sports Next as the 12th best center in 2014 recruiting class

**GAME-BY-GAME STATISTICS**

**SEASON HIGHS**

Points: N/A  
 FG: N/A  
 FGA: N/A  
 3FG: N/A  
 3FGA: N/A  
 FT: N/A  
 FTA: N/A  
 Rebounds: N/A  
 Assists: N/A  
 Blocks: N/A  
 Steals: N/A  
 Minutes Played: N/A

**CAREER HIGHS AT UNM**

Points: 17 vs. Wyoming (2-25-17)  
 FG: 4 vs. Wyoming (2-25-17)  
 FGA: 6 vs. Wyoming (2-25-17)  
 3FG: N/A  
 3FGA: N/A  
 FT: 10 vs. UAPB (12-17-16)  
 FTA: 12 vs. Wyoming (2-25-17)  
 Rebounds: 6 (3x) Last time vs. Wyoming (2-25-17)  
 Assists: 1 vs. Abilene Christian (11-30-16)  
 Blocks: 2 vs. Utah State (1-24-17)  
 Steals: N/A  
 Minutes Played: 17 vs. Houston Baptist (11-14-16)

**CAREER STATISTICS**

Season	gp-gs	min/avg	Total		3-Point		F-Throws		Rebounds				Scoring				
			fg-fga	pct	fg-fga	pct	ft-fga	pct	off	def	tot	avg	pts	pts	avg	blk	stl
2016-17	27-0	269/10.0	32-68	.471	0-0	.000	44-54	.815	26	26	52	1.9	59	3	2	20	6
TOTAL	27-0	269/10.0	32-68	.471	0-0	.000	44-54	.815	26	26	52	1.9	59	3	2	20	6

# 2017-18 BOX SCORES AND RECAPS

## Game 1 - New Mexico 147, Northern N.M. 76

Nov. 11, 2017 | Dreamstyle Arena

### Lobos Break Records in Season Opener, Win 147-76

ALBUQUERQUE, N.M. --- The University of New Mexico men's basketball team shocked a crowd of over 10,500 fans in Dreamstyle Arena - The Pit in its first regular-season outing under first-year head coach Paul Weir on Saturday night. The Lobos shattered the UNM record for points in a game (136), claiming a 147-76 victory over Northern New Mexico.

The 71-point victory margin also ties the nearly 45-year-old record for largest victory margin, which occurred on December 29, 1972 against Dartmouth at The Pit.

Northern New Mexico is now 2-8 on the season while the Lobos start out 1-0 for the 15th straight season.

"I am extremely thankful to every fan that came through the door tonight and hopefully they'll continue to come out and support us as we try and earn their respect and their respect as a basketball program," Coach Weir said. "Obviously (this was) the kind of offensive game we've been looking for. Our last scrimmage was a very similar outcome, so we're thankful that we're shooting the ball the way we are."

The fiery Lobo offense dominated early and refused to let up. UNM got out to a 15-point lead less than five minutes into the first half, taking a 22-7 advantage with 15:38 still remaining in the first half. The Eagles went on an ensuing 7-0 run, testing the Lobo defense and cutting the home lead to eight, but UNM quickly pushed back ahead and extended the lead to 20 on a three from junior Troy Simons with 9:43 left.

The Lobos concluded the first-half performance with a trio of back-to-back-to-back 3-pointers, two from junior Anthony Mathis and a third from junior transfer Chris McNeal. McNeal collected four threes in the first half alone and helped pace UNM to a 74-point first-half showing, just two points shy of the UNM record for most points in a single half. The record is 76, which occurred on November 23, 1990 against Texas-Arlington.

The Lobos shot 61 percent from the field in the first half (25-41) and 50 percent from 3-point range (10-20). Three players had reached double digits including McNeal (13), senior Sam Logwood (12) and freshman Makuach Maluach (11).

Junior Dane Kuiper opened the second half with a pair of free throws to put the Lobos up 40, 75-35.

Simons and freshman Vladimir Pinchuk shined in the second half, putting up 11 and 10 points, respectively en route to the victory.

McNeal burst on the scene in his first regular-season game as a Lobo with the first UNM double-double in points and assists since March 2, 2014. He posted a team-best 24 points on the night to go along with 10 assists.

Led by McNeal, eight of the 11 Lobos to hit the floor scored in double digits including Simons (19), Maluach (18), Kuiper (17), Mathis (16), Logwood (14), Pinchuk (12) and senior Antino Jackson (12).

As a team, the Lobos collected 40 assists and 22 steals, both ranking high in Lobo history. Forty assists ties the record for most in a game, which the Lobos had done twice previously, the first on December 16, 1978 against Central Florida and again on November 23, 1990 against Texas-Arlington. Twenty-two steals is the second-most in a game in team history (25 is the record).

On the night, UNM shot 64.7 percent (55-85) from the floor including 46.2 percent from three and 86.4 percent from the free-throw line. The Lobos' 55 field goals is just four shy of the record for most in a game. The Lobos posted 59 in the November 23, 1990 game against Texas-Arlington.

The Lobos also posted an outstanding 18 3-pointers on the night, just two short of the record 20 set on November 13, 2004 against Santa Clara, while defensively UNM posted six blocks and collected 32 defensive rebounds (45 overall). Senior Joe Furstinger led the way with three blocks.

The Lobos will have just a few days to rest before continuing their season start. UNM will play Nebraska-Omaha on Tuesday, November 14 at 7 p.m. on The Mountain West Network.

## Game 2 - New Mexico 103, Omaha 71

Nov. 14, 2017 | Dreamstyle Arena

### Lobos Top Omaha with Second Straight 100+ Game

ALBUQUERQUE, N.M. --- The University of New Mexico men's basketball team posted its first back-to-back 100+ point games since December 1998 on Tuesday night as the Lobos routed the visiting Omaha Mavericks 103-71 in their Nike N7 game. Junior transfer Troy Simons paced the Lobos with 24 points that included six 3-pointers on the night.

The Nike N7 jersey auction in Dreamstyle Arena raised over \$2,500 for the NB3 Foundation and American Indian Student Services (AISS).

Four Lobos scored in double figures including Simons and seniors Antino Jackson (19), Sam Logwood (18) and Joe Furstinger (11). Furstinger's 11 points marks a new career-best for the senior, who has tallied a previous high of nine points twice in his career, including Saturday's game against Northern New Mexico. He also tied his career-best in free throws (5) and blocks (4).

Coach Weir earned his 30th career victory on the night as the Lobos improve to 2-0. Omaha falls to 0-3 on the season.

The Lobos opened the game with an 8-0 run over the first 2:30, half which came from Furstinger. Omaha followed with a 7-0 run as the Lobos struggled to find a consistent offensive flow, closing the gap to make it 19-16 UNM midway through the first half.

Alternating scoring droughts for both teams caused the score to remain close through the remainder of the first half, sending UNM into the locker room up by just one, 35-34. The Lobos shot an unimpressive 34.1 percent from the field and 20 percent from 3-point range compared to 37 percent from the floor and 35.7 percent from the arc for the Mavericks.

The second half was another story as the Lobos stormed past Omaha and didn't look back. In the second half, the Lobos shot 55.6 percent from the field and an outstanding 68.4 percent from 3-point range, hitting 13 triples en route to a 68-point second-half performance while limiting Omaha to just 37 points.

"I thought in the second half, we kept our defensive energy up and our offensive energy ended up coming around," head coach Paul Weir said. "I was much more pleased with our defensive energy in the second half."

"As far as our style of play, it's how we want to play and it went the way we wanted to. We were able to shoot the way we wanted to and hopefully we continue playing this way moving forward."

Simons' six 3-pointers combined with five from Jackson, three from junior Anthony Mathis, two from junior Chris McNeal and another from freshman Makuach Maluach - his first as a Lobo.

The UNM advantage was held within single digits until midway through the second half when the Lobos pulled away - fast. Sparked by a pair of Furstinger free throws and a three from McNeal, the Lobos took off on a 9-0 run in just one minute, taking a reachable 63-57 game to a 72-57 contest. McNeal's three was set up after he snagged a steal and, just 10 seconds later, Simons grabbed another steal in the Lobos' full-court press and posted the layup.

The 15-point lead was stretched to a 30-point blowout with four minutes left, 92-62 on a pair of Logwood free throws. Logwood went 10-for-11 from the stripe on the night, doubling his previous career-best five free throws in a single game.

It was a Jackson three that put the Lobos over 100 with 1:09 left. With seven seconds left on the clock, Omaha's Alex Allberry hit a three to cut the 35-point Lobo lead to 32 to close the game.

The Lobos are averaging 29.5 turnovers forced per game to start the season to go along with 44.5 field goals and 58.5 bench points. In the last two games, UNM has hit 35 3-pointers, at least 17 per game. Last season, it took nine games to reach that mark.

UNM outrebounded the Mavericks 48-37 including 19-9 offensive boards and forced 26 turnovers on the night.

## Game #2

### Nebraska-Omaha 71 • 0-3

#	Player	Total	3-Ptr		Rebounds		PF		FT		FT		FT		FT		FT		FT		FT	
		FG-FTA	FG-FTA	FT-FTA	Off	Def	Total	PF	TP	A	O	Bk	Stl	Min	PF	TP	A	O	Bk	Stl	Min	
22	Daniel Meyer	0-2	0-0	1-2	2	5	7	4	1	0	0	1	0	16								
33	Mitchell Hahn	5-10	3-6	3-4	0	2	2	16	1	3	0	1	21									
05	KJ Robinson	3-8	1-4	0-0	0	2	2	1	7	1	6	0	2	30								
14	Daniel Nori	3-11	1-5	3-4	0	7	7	10	2	4	0	0	1	31								
21	Zach Jackson	4-9	3-6	5-8	1	6	7	0	16	1	4	1	1	26								
00	JT Gibson	4-9	1-5	3-3	0	5	5	12	4	2	0	0	28									
03	Lamar Wofford-Humph.	0-1	0-1	0-0	0	0	0	4	0	1	2	0	0	17								
10	Ayo Alkinweli	0-2	0-1	0-2	0	0	0	1	0	1	1	0	3	12								
11	Alex Allberry	1-3	1-2	2-2	1	0	1	3	5	1	4	0	1	11								
40	Mathis, Anthony	2-2	0-0	0-1	3	3	6	4	0	0	0	0	8									
	Team																					
Totals		22-57	10-30	17-26	9	28	37	71	12	26	2	9	200									

### New Mexico 103 • 2-0

#	Player	FG	FG-FGA	3-Ptr	3-Ptr-FGA	Rebounds	PF	TP	A	O	Bk	Stl	Min	
02	LOGWOOD, Sam	4-11	0-0	10-11	5	0	5	3	18	2	2	0	23	
05	FURSTINGER, Joe	3-6	0-2	5-5	2	6	8	3	11	2	5	4	1	24
11	McNEAL, Chris	3-7	2-6	1-5	0	2	0	9	3	2	0	2	27	
03	JACKSON, Antino	7-11	5-7	0-0	0	4	4	2	19	5	3	0	3	24
14	KUIPER, Dane	0-3	0-3	0-0	0	1	1	1	0	0	0	0	0	19
04	MONDRAGON, Mike	0-0	0-0	0-0	0	0	0	0	0	0	0	0	2	
00	MALUACH, Makuach	4-7	1-2	0-0	0	5	5	2	9	1	1	0	0	18
11	SIMMONS, Jachai	1-4	0-1	0-0	2	2	4	0	2	0	1	1	0	12
15	PINCHUK, Vladimir	1-3	0-0	1-1	3	2	5	4	2	1	2	0	0	13
31	SIMONS, Troy	8-16	6-11	2-2	3	5	8	1	24	4	2	4	0	22
32	MATHIS, Anthony	3-9	3-7	0-0	0	2	2	3	9	1	0	0	0	16
Team														
Totals		34-77	17-39	18-24	19	29	48	19	103	21	18	5	11	200
FG % 1st Half: 14-41 34.1%		2nd half: 20-36 55.6%												
3FG % 1st Half: 4-20 20.0%		2nd half: 13-19 68.4%												
FT % 1st Half: 3-7 42.9%		2nd half: 15-17 88.2%												

Officials: Rick Hartzell, Jim Schipper, Ryan McDaniel  
Technical fouls: Nebraska-Omaha-Daniel Meyer; TEAM. New Mexico-LOGWOOD, Sam.  
Attendance: 9601

Score by periods	1st	2nd	Total
Nebraska-Omaha	34	37	71
New Mexico	31	68	103

Last FG - OMAHA 2nd-00:07, NH 2nd-00:21.  
Largest lead - OMAHA by 2 1st-05:08, NH by 35 2nd-01:09.  
OMAHA led for 00:16, NH led for 37:36. Game was tied for 02:08.

Points in Paint  
OMAHA 20  
NH 39

Off 2nd Fast  
20 13 7 25 21

Chance Break  
39 16 22 46

Score tied 3 times.  
Lead changed - 2 times.

## Game 3 - New Mexico 56, NMSU 75

Nov. 17, 2017 | Pan American Center

### Lobos Suffer First Loss in Defeat at NMSU

LAS CRUCES, N.M. --- In an arena full of palpable tension and in front of a crowd of angry Aggie fans, The University of New Mexico Lobos suffered their first loss of the season on the road at New Mexico State Friday night. While the Lobos kept the score in reach for the first two-thirds of the game, the Aggies pulled away, doubling their lead in the last five minutes and eventually dominating with a final score of 75-56.

Junior Anthony Mathis led the Lobos with 14 points on the night, just two shy of his career high of 16. He went 4-for-5 from the field including 3-for-4 from behind the arc and 3-for-4 at the free throw line.

As a team, the Lobos (2-1) shot slightly under NMSU (2-1) at 38.5 percent to 39.1 percent while the Aggies dominated the boards, collecting 50 rebounds split evenly between offensive and defensive. In comparison, UNM collected a total of 25, including nine offensive rebounds.

"Their dominance of the offensive glass set a tone, gave them a lot of energy, and we just couldn't overcome it," head coach Paul Weir said. "You've got to give New Mexico State a lot of credit, they just never allowed us to ever implement and do what we wanted to do, it just took the wind out of our sails."

"I think your first road game of the season is always a good measuring stick, to see where you're at, and now we have to learn and grow from it and just get better."

The Lobos dominated the first five minutes of play, getting out to a 8-1 lead before allowing NMSU its first bucket from the floor at the 15:49 mark. At that point, the Lobos led 8-3 with senior Sam Logwood accounting for six points.

Junior Chris McNeal followed with a three to continue to build the Lobo lead to eight (11-3). A 2:10 scoring drought ensued, interrupted by an Aggie free throw.

A 3-pointer by Sidy N'Dir at the 12:51 mark sparked an NMSU comeback that included two jumpers and two dunks within 2:18 to make it just a one-point lead for the Lobos, 16-15 - and that was when the momentum turned. Another dunk 20 seconds later began a 6-0 run for NMSU.

The Lobos battled back and a layup by freshman Vladimir Pinchuk made it a three-point game headed into halftime.

The Aggies opened the second half with a pair of threes to take a nine-point lead, the largest of the game and began to run away but the Lobos battled. UNM chipped away at a 12-point deficit with back-to-back threes in less than a minute from Mathis and freshman Makuach Maluach but NMSU pushed the lead back out to 10.

With just six minutes left and the Lobos down by just seven, 54-47, junior Troy Simons was ejected due to technical foul accumulation (two). A Lobo bench technical followed four minutes later and the Aggies put the game out of reach for the win.

UNM entered the game averaging 17.5 3-pointers and 44.5 field goals per game but managed just six and 20, respectively, on the night.

The Lobos will return home to Dreamstyle Arena - The Pit on Tuesday, Nov. 21 when they take on Tennessee Tech in non-conference action at 7 p.m. The game will be available to watch live on the Mountain West Network and will be broadcast on 770 KKOAB-AM.

## Game #3

### New Mexico 56 • 2-1, 0-0 WAC

#	Player	FG	FGA	FT	FTA	Off	Def	Total	PF	TP	A	O	Bk	Stl	Min
02	LOGWOOD, Sam	4	13	0	1	3	4	7	3	8	2	5	0	33	
05	FURSTINGER, Joe	1	3	0	1	2	2	0	1	4	4	0	0	0	21
07	MENDEL, Chris	3	8	1	4	3	3	2	10	3	0	3	0	29	
08	KALICH, Antino	1	6	0	0	0	0	0	0	0	0	0	0	23	
10	KULPER, Dane	6	16	0	4	1	2	0	4	2	3	1	2	0	21
14	MALACHI, Kakauch	1	1	1	1	0	0	0	0	0	0	0	0	0	19
15	SMITH, Jachai	0	0	0	0	0	0	0	1	3	0	0	0	0	9
16	PINCHUK, Vladimir	4	5	0	0	1	2	1	2	2	0	0	1	0	16
18	SMITH, TONY	0	4	0	1	0	1	1	2	4	0	0	1	1	17
22	MATYTS, Anthony	4	5	3	4	1	3	4	1	3	14	1	0	0	19
	Team														
Totals		20	52	6	20	10	15	9	16	25	5	17	1	2	200
FG % 1st half: 12-24		50.00		2nd half: 8-18		44.44		Game: 20-52		38.5%				Rebounds	
3FG % 1st half: 4-9		44.44		2nd half: 4-9		44.44		Game: 4-16		25.0%				Deadball	
FT % 1st half: 5-2		100.00		2nd half: 8-8		100.00		Game: 10-15		66.7%				Points	

# 2017-18 BOX SCORES AND RECAPS

## Game 4 - New Mexico 96, Tennessee Tech 104

Nov. 21, 2017 | Dreamstyle Arena

### Men's Basketball Upended by TTU in Final Minute

**ALBUQUERQUE, N.M.** --- For the first time since 2006-07, the Lobos have opened their first four games with three scoring over 90 points, but it wasn't enough on Tuesday night as Tennessee Tech pulled ahead for good in the final minute for a 103-96 win over New Mexico in Dreamstyle Arena - The Pit.

Junior Chris McNeal led UNM with 29 points on the night marking the third time this season he has scored in double digits, the second over 20 points. McNeal went 8-for-16 from the field and 7-for-11 from behind the arc to go along with 6-of-8 from the free throw line.

Tennessee Tech (4-1) started the game going 0-for-10 from the field over the first 5:31, allowing the Lobos (2-2) to go on an 8-0 run and claim a nine-point advantage (10-1) with 14:29 left to play in the first half. The Lobos extended their lead to 14 over the next four minutes (24-13, 10:10) until TTU's Aleksa Jugovic scored a trio of 3-pointers in the next three Golden Eagle possessions to cut the UNM lead to eight.

TTU closed the final 10:40 of the first half shooting 15-of-19 from the field. In the first half, Jugovic couldn't miss, going 8-for-8 from the field including 6-for-6 from 3-point range and 2-for-2 from the charity stripe. His efforts helped make it a one-point game with 10 seconds left in the half until a Dane Kuiper three with two seconds on the clock stretched the Lobo lead to four at the half.

"You have to tip your cap to them," head coach Paul Weir said. "They shot the heck out of the ball tonight and made a lot of shots at the back of it. Some of them were tough and some of them were probably on us. They were good, and they were better than us tonight."

McNeal got hot toward the end of the first half, drilling three-straight threes in under a minute and picked up where he left off. He opened the second half with a three 17 seconds in to give the Lobos what would be their largest lead of the second half, seven (58-81), before the teams battled throughout the remainder of the contest.

With the Lobos trailing by one point with 1:06 left to play, 94-93, the Golden Eagles took off on an 8-0 run over 35 seconds to get out to a nine-point lead, 102-93 with 21 seconds left. Kuiper drained another three with 12 seconds left to give the Lobos hope, 102-96, but the six-point margin was too much for the final seconds.

McNeal paced the Lobos with 29 points and was followed by senior Sam Logwood with 21. The last time UNM had a pair of 20-point scorers was almost a year ago on January 7 against Nevada.

The third Lobo to score in double figures on the night was junior Anthony Mathis who notched 11, going 4-for-7 from the field and 3-for-6 from three. The outing marked the third time this season that he registered double digits.

Senior Joe Furstinger neared a double-double on the night, scoring seven points and bringing down nine rebounds. He also tied his career-high in blocks with four.

As a team, the Lobos shot 40.6 percent from the field compared to 55.7 percent for TTU. Similarly, UNM went 41 percent from three compared to 54.5 percent to the Golden Eagles, but the Lobos did have the advantage in free throws, shooting 82.8 percent (24-29) from the line compared to just 75 percent (24-32) for TTU.

After suffering drastically on the glass against New Mexico State, the Lobos stepped up their rebound game but were still outbounded 39-32.

TTU registered 42 points in the paint to 20 for UNM and held a 49-9 fast-break point advantage. The Lobos edged the Golden Eagles in second-chance points, 13-9, and in points off of turnovers, 24-22.

"We looked like the ninth-place team in the Mountain West tonight," Weir said. Which I never thought we were going to be and we just have to do everything in our power to make sure that this is not going to be our final destination. All I can tell you is that we are going to do whatever we can to work our way out of whatever we're in right now."

"We're not discouraged," McNeal said. "We're just going to try and bounce back, come back tomorrow and work even harder. Try to turn this around."

UNM will return to action on Friday, Nov. 24 when the Lobos compete in the third round of the Emerald Coast Classic against TCU at 5 p.m. MT. TCU is currently receiving votes in the USA Today Coaches Poll. Both Friday and Saturday's games will be available to watch on CBS Sports Network.

## Game 5 - New Mexico 67, TCU 69

Nov. 24, 2017 | Niceville, Fla. (The Arena)

### Lobo Comeback Falls Short vs (RV) TCU

**NICEVILLE, FLA.** --- The University of New Mexico men's basketball team lost a heartbreaker on Friday night after nearly pulling off an upset over (RV) TCU at the Emerald Coast Classic in Niceville, Fla. The Lobos came back from a 13-point deficit and looked to junior Chris McNeal for a game-winning 3-pointer with 1.9 seconds left in regulation, but it went wide and UNM fell 69-67.

Senior Sam Logwood led New Mexico with a career-high 27 points, leading a trio of Lobos who scored in double figures including McNeal and junior Antino Jackson (12 apiece).

The Lobos will face either St. Bonaventure or Maryland Saturday at 2 p.m. MT (3 p.m. CT).

As a team, despite being outshot and out-rebounded, the Lobos (2-3) forced 16 turnovers on TCU (5-0) and committed just nine to keep them in the game. UNM had 14 points off of turnovers (TCU had 11) and edged TCU 16-14 in second-chance points while the Horned Frogs dominated the paint, outscoring UNM 46-24 down low.

"You have to tip your cap to TCU, it's a big team, a good rebounding team that just kind of continued to punish us inside and they did a really good job," head coach Paul Weir said.

"We're going to play teams very similar to TCU this year, they're going to be bigger than us, stronger than us, they're going to be more experienced than us," Weir said. "They have a lot of things we don't, so we're trying to accentuate the things we have, which to me would be speed, shooting, depth and conditioning and trying to bring those into the game as much as we can."

The Lobos shot a season-low 34.3 percent from the field and 20 percent from 3-point range to hang in with the national vote recipient TCU. The Horned Frogs went 47.5 percent from the field and 28.6 percent from three while the Lobos dominated at the charity stripe, going 15-for-18 for 83.3 percent while TCU was just 9-for-17 (52.9 percent).

The victory marked TCU's ninth straight dating back to last season when the squad captured the NIT Championship.

New Mexico jumped out on top early, getting out to a 9-2 lead with 17:46 left in the first half before TCU chipped away and cut the lead to one.

The Horned Frogs followed with an 11-1 run over three minutes to take a seven-point advantage, 31-24 with 4:08 left in the half. TCU got up by as much a nine before a layup with eight seconds on the clock from senior Joe Furstinger made it seven, 40-33 at the half.

In the second half, TCU pushed the lead out to 13 before the Lobos roared back on a 12-3 run sparked by a jumper and a three from McNeal to get back within four, 61-57 with 8:31 left to play. The run was full of TCU turnovers and Lobo buckets to shift the momentum in favor of UNM.

McNeal hit a big three with the Lobos down five with 12 seconds left to bring the game within two, 69-67. Weir called his only full timeout to draft a play, but McNeal called the Lobos' final timeout on the inbound before the final shot went wide.

Saturday's UNM game will be streamed live on [www.Emerald-CoastTV.com/ec17](http://www.Emerald-CoastTV.com/ec17) and live stats will be available on [Emerald-CoastClassic.com](http://Emerald-CoastClassic.com). In addition, Jeff Siembieda and Hunter Green will call the game on 770 KKO-AM.

## Game 6 - New Mexico 65, Maryland 80

Nov. 25, 2017 | Niceville, Fla. (The Arena)

### Early Deficit Determines Lobo Loss vs Maryland

**NICEVILLE, FLA.** --- The University of New Mexico men's basketball team fell 80-65 to Maryland (6-1) in the consolation game of the Emerald Coast Classic on Saturday afternoon, unable to overcome an early 24-point deficit. Senior Sam Logwood was named to the Emerald Coast Classic All-Tournament Team for his efforts in the tournament while the Lobos claimed fourth place in the tournament.

Chris McNeal led the Lobos (2-4) with 19 points in his fifth game registering double figures, followed by Anthony Mathis with 12 points on four 3-pointers. The Lobos shot 33.3 percent from the field on the day after opening the game a dismal 1-12 (8.3 percent) over the first nine minutes.

The loss is the fourth consecutive for New Mexico, as the Lobos have struggled since opening the season with two large victories. One day after falling to TCU at the buzzer, the Lobos never led against Maryland despite outscoring the Terps 62-53 after the opening 8:42 of the game.

"After (those opening minutes), I thought we played a good game, but you're not going to come back against a team like Maryland down 27-3," head coach Paul Weir said. "So unfortunately, the start to the game ended up being the game. I thought their defensive energy to start the game was tremendous and I thought that countered with our offensive lack of energy. We just couldn't get a bucket and you have to tip your cap to them for coming out with a lot of pop defensively."

The Terrapins jumped out to an 8-0 lead as the Lobos missed their first four shots of the night. Makuach Maluach put New Mexico on the board with a three to make the score 8-3 with 16 minutes on the clock, but Maryland went on a 19-0 run to take a 27-3 lead.

The Lobos didn't score again until the 11:18 mark on a Troy Simons free throw to make the score 27-4. UNM went on a 16-7 run to cut the lead to 34-19 on a Mathis 3-pointer with 6:25 left in the half, and the Lobos maintained a similar margin for the rest of the half, trailing 46-28 at the break.

The Lobos shot 29 percent in the first half, led by Mathis, who shot 3-for-3 from behind the arc. Joe Furstinger and Troy Simons were each whistled for three fouls of UNM's 13 total in the half.

New Mexico opened the second half with a quick Logwood steal and McNeal three-pointer to cut the lead to 15 at 46-31, but a 9-0 Maryland run made the score 55-31 to tie the Lobos' largest deficit of the game to that point.

Furstinger and Logwood were both called for their fourth personal fouls early in the second half, and the seventh team foul of the half was whistled at the 13:12 mark, putting Maryland in the bonus early. Simons and Mathis fouled out at the 5:13 and 4:24 marks respectively. The Lobos were called for 26 fouls on the night compared to 18 for Maryland,

Despite the Lobos' foul trouble, they held the margin at about 20 points for the remainder of the game, never allowing a lead larger than 26 points after falling behind by 24 early. New Mexico forced 22 turnovers on the day, converted for 19 points while only committing 13.

The Lobos return home to face Evansville on Wednesday, Nov. 29 at 7 p.m. MT.

## Game #4

### Tennessee Tech 104 • 4-1

#	Player	Total		3-Ptr		Rebounds					PF	TP	A	To	Bk	Stl	Min
		FG	FGA	FG	FGA	FT	FTA	Off	Def	Total							
11	PHILLIPS, Curtis	6	11	3	6	8	9	0	5	2	23	3	2	0	1	35	
22	ALEXANDER, Courtney	3	4	0	3	6	7	10	4	9	3	2	0	1	1	24	
25	RAMSEY, Mason	0	3	0	2	2	6	8	5	2	6	1	2	1	28		
04	JUGOVIC, Aleksa	11	12	7	7	2	0	3	3	31	6	3	0	0	0	37	
10	MACK, Kylon	3	9	2	5	6	6	1	2	3	4	14	4	1	1	34	
06	CALHOUN, Shaq	6	15	0	4	2	3	0	2	3	14	0	0	2	18		
11	HENRY, Micahil	3	5	0	1	4	2	2	4	7	1	3	1	0	0	19	
21	CROSLAND, Cade	1	1	0	0	0	0	0	0	2	0	0	0	0	3		
30	ONLAWD, Domen	1	1	0	0	0	0	1	2	0	0	1	0	1	2		
Team		3		3		6		2		2		2		2			
Totals		34	61	12	22	24	32	9	30	39	25	104	23	17	4	131	200

FG % 1st Half: 17-34 50.0% 2nd Half: 17-27 63.0% Game: 34-61 55.7% Deadball Rebounds 3  
3FG % 1st Half: 7-13 53.8% 2nd Half: 14-18 77.8% Game: 24-32 54.5%  
FT % 1st Half: 10-14 71.4% 2nd Half: 14-18 77.8% Game: 24-32 75.0%

### New Mexico 96 • 2-2

#	Player	Total		3-Ptr		Rebounds		PF	TP	A	To	Bk	Stl	Min			
		FG	FGA	FG	FGA	FT	FTA										
05	FURSTINGER, Joe	1	5	0	1	5	6	2	7	9	1	7	2	1	4	0	28
14	KUIPER, Dane	2	9	2	8	0	0	2	2	3	6	5	2	0	2	25	
01	MCNEAL, Chris	8	16	7	11	6	8	1	3	4	3	29	6	0	0	1	34
02	LOGWOOD, Sam	9	12	0	0	9	11	3	2	5	1	21	0	3	0	1	29
03	JACKSON, Antino	3	9	2	6	0	0	2	2	1	8	2	2	0	0	0	18
10	MALUACH, Makuach	1	3	0	1	2	2	0	0	0	1	4	0	0	0	0	12
11	SIMMONS, Jachai	2	3	1	2	0	0	0	0	4	5	0	1	0	0	0	8
15	PINCHUK, Vladimir	0	0	0	0	2	2	4	5	2	0	0	1	0	0	1	11
31	SIMONS, Troy	1	5	1	4	0	0	1	1	2	3	2	0	1	0	0	12
32	MATHIS, Anthony	4	7	3	6	0	0	1	2	3	5	11	2	0	1	1	23
Team		28	69	16	39	24	29	11	21	32	26	96	19	14	6	7	200

FG % 1st Half: 15-35 42.9% 2nd Half: 13-34 38.2% Game: 28-69 40.6% Deadball Rebounds 3  
3FG % 1st Half: 8-22 36.4% 2nd Half: 8-17 47.1% Game: 16-39 41.0%  
FT % 1st Half: 17-21 81.0% 2nd Half: 8-17 87.5% Game: 24-32 82.8%

Officials: David Hall, Keith Kimble, Bob Staffen  
Technical fouls: Tennessee Tech-ALEXANDER, Courtney, New Mexico-None.  
Attendance: 9703

Score by periods	1st	2nd	Total
Tennessee Tech	51	53	104
New Mexico	55	41	96

Last FG - TTU 2nd-00:36, NM 2nd-00:12.  
Largest lead - TTU by 9 1st-00:21, NM by 14 1st-11:34.  
TTU led for 00:33, NM led for 26:24. Game was tied for 05:33.

Score tied - 10 times.  
Lead changed - 15 times.

## Game #5

### New Mexico 67 • 2-3

#	Player	Total		3-Ptr		Rebounds						PF	TP	A	To	Bk	Stl	Min
		FG	FGA	FG	FGA	FT	FTA	Off	Def	Total								
01	MCNEAL, Chris	5	16	2	10	0	0	1	3	4	3	12	2	2	0	1	28	
02	LOGWOOD, Sam	10	21	0	1	7	8	2	4	6	3	27	1	2	0	0	32	
05	FURSTINGER, Joe	2	6	0	2	2	2	1	6	7	4	6	0	0	0	0	24	
14	KUIPER, Dane	0	1	0	1	2	2	0	2	2	3	6	0	0	0	0	16	
31	SIMONS, Troy	2	9	1	5	0	0	1	2	5	1	0	0	0	0	0	32	
03	JACKSON, Antino	4	9	3	7	1	2	0	4	1	12	1	0	0	0	0	24	
10	MALUACH, Makuach	0	1	0	1	0	0	1	0	1	1	0	1	2	0	0	10	
11	SIMMONS, Jachai	0	0	0	0	0	0	1	0	1	0	0	1	0	1	0	14	
15	PINCHUK, Vladimir	0	1	0	0	0	0	1	0	3	0	1	0	0	0	0	16	
32	MATHIS, Anthony	0	3	0	3	0	0	0	1	1	0	0	0	0	0	0	14	
Team		4		3		7		4		3		7		20		2		
Totals		23	67	6	30	15	18	12	23	35	19	67	8	9	3	7	200	

FG % 1st Half: 13-36 36.1% 2nd Half: 10-31 32.3% Game: 23-67 34.3% Deadball Rebounds 2  
3FG % 1st Half: 3-16 18.8% 2nd Half: 3-14 21.4% Game: 6-30 20.0%  
FT % 1st Half: 4-6 66.7% 2nd Half: 11-12 91.7% Game: 15-18 83.3%

### TCU 69 • 5-0

TCU 69 - 50														
#	Player	Total	3-Ptr			Rebounds			PF	TP	A	To	Bk	Stl
		FG	FGA	FT	FTA	Off	Def	Total						
00	Fisher, Jaylen	5	11	0	0	0	3	2	10	5	3	0	3	32
01	Bane, Desmond	5	8	1	2	0	2	2	4	11	1	1	1	24
10	Brodziansky, Vlad	3	4	1	2	1	3	1	8	0	4	1	0	27
15	Miller, JD	3	7	0	2	4	6	3	7	1	2	5	0	26
24	Williams, Kenrich	9	16	2	3	5	12	17	1	23	2	1	2	36
32	Olden, Shawn	0	1	0	1	0	0	0	0	0	0	0	0	5
12	Noj, Kouat	0	2	0	0	1	2	3	4	0	1	0	0	14
23	Hamdy, Ahmed	3	4	0	0	2	2	8	0	2	0	0	0	16
25	Robinson, Alex	0	6	0	2	1	2	3	2	2	4	3	0	23
	Team	0	0	0	0	0	5	5						



# 2017-18 BOX SCORES AND RECAPS

## Game 7 - New Mexico 78, Evansville 59 Nov. 29, 2017 | Dreamstyle Arena

Five score in double figures, Lobos claim 78-56 win

**ALBUQUERQUE, N.M.** --- Paced by five Lobos in double figures, The University of New Mexico men's basketball team rebounded from a four-game losing skid on Wednesday night in Dreamstyle Arena - The Pit, topping Evansville by a score of 78-59 while shooting 49 percent from the floor (30-61).

Senior Sam Logwood and junior Troy Simons led the Lobos (3-4) with 14 points each, with Logwood adding five rebounds. Junior Chris McNeal added 13 points while junior Anthony Mathis and freshman Makuach Maluach chipped in 10 points apiece. The Lobos also posted 23 assists on 30 made baskets, 10 of which came from senior Antino Jackson.

"Obviously it was really good to get a win," head coach Paul Weir said. "I thought we played a lot better tonight. We had a little lull there in the middle of the second half... but you've got to give Evansville credit. I've coached against and scouted against a lot of teams, and Marty Simmons is as good of a basketball coach as I've ever had to scout against. He eats basketball for breakfast. The guy is just awesome."

Jackson's 10 assists marks the second time this season that a Lobo has posted 10 or more assists, despite scoring just two points on the night compared to his usual 9.3 average.

"We've talked about it all week: your shots can't dictate your effect on the game," Weir said. "Antino's ability to push the ball and transition in the second half really helped us win the game."

After entering Wednesday's game ranked fourth in the nation in forced turnovers (21.33) and eighth in turnover margin (6.5), New Mexico forced over 20 turnovers (21) for the fourth time this season while only committing 11, including just three in the second half.

Evansville (5-2) entered the matchup second in the country in three-point percentage (47.8) and the Lobos held the Purple Aces to just 3-of-13 from behind the arc, including 0-for-6 in the first half. Wednesday marked the first time this season that Evansville has been completely denied from the arc in a half.

In addition, the Purple Aces entered the game ranked eighth nationally in scoring defense, allowing just 58.2 points per game. Prior to the Lobos' 78 points, the most Evansville had allowed in a game this season was 63.

The Lobos got off to a quick start as Simons opened the game with an early three-pointer, and UNM followed with an 11-0 run four minutes into the game to take a 16-5 lead, highlighted by back-to-back threes from junior Dane Kuiper. Evansville answered with a 9-0 run to close the gap to 16-14 with six minutes left in the first half.

The Lobos extended the lead back to nine at 25-16 on a pair of Logwood free throws three minutes later, and held a similar margin the rest of the half to enter the break leading 35-27.

New Mexico shot 40 percent from the floor, including 6-of-15 from behind the arc and a perfect 5-for-5 from the charity stripe, compared to Evansville's 33.3 field goal percentage, no three-pointers and 77.8 from the free throw line.

The Lobos opened up a 52-40 lead eight minutes into the second half with threes from McNeal, Simons and Mathis to fire up the crowd and claim the momentum. Four minutes later, another three from Mathis extended the Lobo lead to 19, 62-43.

Senior Joe Furstinger followed with a dunk 30 seconds later and the Lobos continued to run away with the game. An eight-point run fueled by a pair of Logwood layups, a McNeal jumper and a swift jumper from freshman Vladimir Pinchuk increased the lead to 24 with 1:43 left before the final 78-59 score.

The Lobos were able to capitalize on Evansville turnovers, scoring 20 points, while also outscoring the Purple Aces 20-2 on the fast break.

"It feels great (to get the win)," Maluach said. "There's not a better feeling than winning in front of your home crowd. We're a resilient group and we like each other a lot. When we win, we win together, and when we lose, we lose together. Hopefully we win more games than we lose."

New Mexico travels to face UTEP in El Paso, Texas on Saturday, Dec. 2 at 7 p.m.

## Game #7

### Evansville 59 • 5-2

#	Player	Total	3-Ptr	Rebounds	PF	TP	A	To	Bk	Stl	Min
		FG-FGA	FG-FGA	FT-FTA	Off	Def	Total				
14	JACKIEWICZ, Dainiu	1-2	0-0	1-2	4	4	8	2	3	0	23
50	Simmons, Blake	3-12	2-6	1-2	0	3	3	1	9	1	35
12	Smith, Dru	2-3	1-1	5-5	1	3	4	10	1	5	0
26	Gibson, Duane	3-6	0-0	0-0	0	2	2	4	6	4	1
30	Frederking, Noah	2-8	0-5	3-3	1	1	2	7	0	1	32
01	Hill, Marty	2-4	0-0	0-0	2	5	7	1	4	1	2
10	Kuhlman, Evan	1-2	0-0	0-0	1	0	1	0	2	0	0
15	Traore, Dallen	2-4	0-0	1-1	3	1	4	1	5	0	0
13	Riley, K.J.	3-7	0-1	7-10	0	1	1	3	13	1	0
35	Hall, John	0-3	0-0	0-0	1	1	2	0	0	1	0
Team		4	0	4	2	3	5				
Totals		19-52	3-13	18-23	15	24	39	17	59	8	2

FG % 1st Half: 10-30 33.3%	2nd half: 9-22 40.9%	Game: 19-52 36.5%	Deadball
3FG % 1st Half: 0-0 0.0%	2nd half: 3-7 42.9%	Game: 3-13 23.1%	Rebounds
FT % 1st Half: 7-9 77.8%	2nd half: 11-14 78.6%	Game: 18-23 78.3%	2

### New Mexico 78 • 3-4

#	Player	Total	3-Ptr	Rebounds	PF	TP	A	To	Bk	Stl	Min
		FG-FGA	FG-FGA	FT-FTA	Off	Def	Total				
02	LOGWOOD, Sam	6-9	0-0	2-2	1	4	5	3	14	1	4
01	FURSTINGER, Joe	1-5	0-2	0-0	0	5	5	3	2	6	1
01	McNEAL, Chris	5-8	2-4	1-1	0	2	2	13	1	0	29
14	KUIPER, Dane	2-6	2-4	0-0	1	3	4	1	6	0	23
11	SIMONS, Troy	4-8	4-7	2-2	0	0	0	1	14	0	0
01	JACKSON, Antino	0-4	0-2	3-3	3	4	7	2	10	1	0
10	MALUACH, Makuach	5-6	0-1	0-0	2	1	3	3	10	1	0
11	SIMMONS, Jachai	1-5	1-3	0-0	0	0	0	0	3	2	0
15	PINCHUK, Vladimir	2-4	0-0	0-0	0	3	3	4	0	0	1
32	MATHIS, Anthony	4-6	2-4	0-0	0	0	0	3	10	0	0
Team		4	0	4	1	2	3				
Totals		30-61	11-27	7-9	9	21	30	21	78	11	4

FG % 1st Half: 12-30 40.0%	2nd half: 18-31 58.1%	Game: 30-61 49.2%	Deadball
3FG % 1st Half: 6-15 40.0%	2nd half: 5-12 41.7%	Game: 11-27 40.7%	Rebounds
FT % 1st Half: 5-5 100.0	2nd half: 2-4 50.0	Game: 7-9 77.8%	0

Officials: Gerry Pollard, Kipp Kissinger, Randy Heinenman  
Technical fouls: Evansville-None. New Mexico-None.  
Attendance: 8943

Score by periods	1st	2nd	Total
Evansville	27	32	59
New Mexico	35	43	78

Points	In	Off	2nd	Fast
UE	Paint	T/O	Chance	Break
UE	30	10	18	2
NM	30	10	8	24

Score tied - 1 time.  
Lead changed - 2 times.  
Last FG - UE 2nd-00:00, NM 2nd-01:52.  
Largest lead - UE by 1 1st-17:28, NM by 24 2nd-01:43.  
UE led for 00:43, NM led for 38:49. Game was tied for 00:28.

## Game 8 - New Mexico 76, UTEP 88 Dec. 2, 2017 | Don Haskins Center

Logwood Scores 22, Lobos Falter at UTEP

**EL PASO, TEXAS** --- Senior Sam Logwood of The University of New Mexico men's basketball team led the Lobos with 22 points on Saturday night for his third game this season registering 20+, but it wasn't enough to earn UNM the win as the Lobos fell to UTEP 88-76 in Don Haskins Center.

Midway through the second half, the Lobos (3-5) got a 14-point Miner lead down to five (61-56) on a 13-4 run before UTEP (2-6) rallied back with an 8-0 run of its own to reclaim the double-digit lead, push it to 15 (71-56) and hold out for the win.

The Lobos knocked down a pair of 3-pointers from juniors Dane Kuiper and Anthony Mathis in the final 45 seconds to reduce the Miner lead to nine (84-75), but UNM was forced to foul and UTEP's free throws sealed the Lobos' fate.

After discussing the Lobos' lackluster play in the first half, head coach Paul Weir spoke about the second-half spark that led UNM to outscore the Miners 45-43 over the final 20 minutes.

"Unfortunately, it was a halftime speech that got us to where we needed to be," coach Weir said. "But just like the Maryland game, it was just too late to come back from 15 on the road, it just doesn't happen every time. We'd like it to, but it just doesn't."

"I don't think I'll think offense was the problem... I think our inability to play defense is getting very troubling. Tonight we just couldn't stop those guys, it's concerning and we just need to improve."

As a team, UNM shot 37.5 percent from the floor compared to 53.7 percent for the Miners however, despite the lopsided overall percentages both teams fired at nearly the same rate from three. UNM went 11-of-31 from behind the arc (35.5 percent) while UTEP was 9-of-24 (37.5 percent). UNM has registered at least 10 3-pointers in five of its seven games.

The Lobos entered the game ranked third in the nation in free throw percentage, but had their lowest performance of the season from the stripe, going 23-for-35 (65.7 percent).

Defensively, the Lobos outrebounded UTEP 37-33 and turned them over 14 times, while committing 14 turnovers of their own. The Miners tallied 16 points off of UNM's turnovers compared to 11 for the Lobos.

Not only did Logwood register his fifth game scoring in double figures this season, but Mathis tallied 13 points for his sixth double-digit game and senior Antino Jackson scored 10 points for his third.

Logwood also added seven rebounds to go along with junior Troy Simons' eight and freshman Vladimir Pinchuk's seven.

The Lobos will return to action on Wednesday, Dec. 6 when they travel to take on Colorado at 7 p.m. MT on the Pac-12 Network.

## Game #8

### New Mexico 76 • 3-5

#	Player	Total	3-Ptr	Rebounds	PF	TP	A	To	Bk	Stl	Min
		FG-FGA	FG-FGA	FT-FTA	Off	Def	Total				
02	LOGWOOD, Sam	8-12	1-1	5-7	3	4	7	3	22	4	3
01	FURSTINGER, Joe	0-2	0-1	0-0	0	1	1	5	0	0	12
01	McNEAL, Chris	1-5	1-4	6-6	0	3	3	1	9	3	0
11	SIMMONS, Jachai	0-3	0-2	0-0	0	1	1	1	0	0	0
14	KUIPER, Dane	2-6	2-5	0-0	1	3	4	6	0	0	19
01	JACKSON, Antino	3-6	2-4	2-5	0	4	4	10	1	2	0
10	MALUACH, Makuach	1-1	1-1	2-2	0	0	0	2	5	0	2
15	PINCHUK, Vladimir	2-3	0-0	1-6	1	6	7	3	5	0	0
11	SIMONS, Troy	1-9	1-5	3-5	4	4	8	2	6	1	4
32	MATHIS, Anthony	1-9	3-8	4-4	0	1	1	13	1	0	0
Team		0	2	1	0	1	1				
Totals		21-56	11-31	23-35	10	27	37	25	76	11	14

FG % 1st Half: 9-25 36.0%	2nd half: 12-31 38.7%	Game: 21-56 37.5%	Deadball
3FG % 1st Half: 4-16 25.0%	2nd half: 7-15 46.7%	Game: 11-31 35.5%	Rebounds
FT % 1st Half: 9-13 69.2%	2nd half: 14-22 63.6%	Game: 23-35 65.7%	6

### UTEP 88 • 2-6

#	Player	Total	3-Ptr	Rebounds	PF	TP	A	To	Bk	Stl	Min
		FG-FGA	FG-FGA	FT-FTA	Off	Def	Total				
01	THOMAS, Paul	3-5	0-0	4-5	0	5	5	4	10	3	1
02	HARRIS, Omega	9-11	4-4	6-6	0	3	3	28	2	1	0
01	KING, George	2-2	1-1	0-0	0	1	1	1	3	1	0
13	OSBORNE, Isaiah	3-11	0-6	4-6	0	8	8	3	10	1	1
25	HARRIS, Keith	6-11	2-7	2-2	0	7	7	4	16	1	2
04	SMITH, Tizius	0-0	0-0	1-2	1	1	2	3	1	0	0
11	FLAGGETT, Jake	1-5	1-3	1-2	1	1	2	5	4	2	0
15	MAGEE, Kobe	6-9	1-3	3-4	0	2	2	1	16	0	3
21	TOUTCHET, Trey	0-0	0-0	0-1	1	1	1	0	0	0	0
Team		0	2	1	0	1	1				
Totals		29-54	9-24	21-27	2	31	33	25	88	10	14

FG % 1st Half: 16-28 57.1%	2nd half: 13-26 50.0%	Game: 29-54 53.7%	Deadball
3FG % 1st Half: 5-13 38.5%	2nd half: 4-11 36.4%	Game: 9-24 37.5%	Rebounds
FT % 1st Half: 8-10 80.0%	2nd half: 13-17 76.5%	Game: 21-27 77.8%	2

Officials: Rick Randall, Rick O'Neill, Roderick Dixon  
Technical fouls: New Mexico-LOGWOOD, Sam. UTEP-None.  
Attendance: 6394

Score by periods	1st	2nd	Total
New Mexico	31	45	76
UTEP	45	43	88

Last FG - NM 2nd-00:37, UTEP 2nd-01:14.  
Largest lead - NM by 2 1st-19:51, UTEP by 15 2nd-05:33.  
NM led for 01:00, UTEP led for 38:30. Game was tied for 00:30.

## Game 9 - New Mexico 57, Colorado 75 Dec. 6, 2017 | Coors Events Center

Lobos Defeated at Colorado in Second Half

**BOULDER, COLO.** --- Despite a strong first-half performance, The University of New Mexico men's basketball team suffered a 75-57 loss on the road at Colorado on Wednesday night, letting a two-point halftime margin slip away over the final 10 minutes of the game.

Junior Anthony Mathis led the Lobos (3-6) with 15 points, just one shy of his career-high, as the only Lobo to score in double figures. Mathis went for 5-for-9 from the field including 3-for-6 from three and 2-for-3 from the free throw line.

The Lobos started out strong, turning the Buffalos (7-1) over three times in just the first three minutes, exhibiting an outstanding defense that burst on the scene with arguably the most energy and intensity it has had all season. UNM held the Buffs scoreless for the first two minutes of the game and eventually forced 23 turnovers.

"I think defensively, it was a little bit of a step forward for us tonight, particularly the first 28-29, actually 31-32 minutes," head coach Paul Weir said. "I thought our defensive energy was really good and man if we could just find a way to convert some layups and some free throws I really think it would put us over the top."

The Lobos struggled from the floor going 21-for-71 for a season-low 29.6 percent field-goal percentage while shooting 29.0 percent from three (9-31) on the night.

"We got a lot of really good looks I thought around the rim, (Colorado) just did a really good job of protecting the glass," Weir said. "When you get 20 more shots than your opponent, you usually feel really good about what you did, but we just weren't able to convert a lot of shots around the rim."

The Buffalos shot 50 percent from the floor (26-52) and 60 percent (9-15) from three, taking advantage of their opportunities. CU slowly gained an 11-point lead midway through the first half, but the resilient Lobos went on an 11-2 run to erase the advantage, cutting the Buffalo lead to one, 29-28 with 1:58 left in the first half. The run was capped by a Mathis three and a dunk by freshman Makuach Maluach.

A 3-pointer from junior Troy Simons tied it up at 33 apiece with 43 seconds on the clock and the Buffs put in one more to make it 35-33 at the half.

Maluach nearly tied it up again, attempting to toss in a layup just before the buzzer, but the clock expired just before the shot went in.

The Lobos kept the game close early in the second half, continuing the momentum from the first. A dunk by senior Joe Furstinger tied it up at 35-35 and UNM held the Buffs within six points until the 9:29 mark when Colorado's McKinley Wright hit a jumper to extend the CU lead to eight, 56-48.

Despite a follow-up three from Mathis to cut it back to five, the Buffs took off from there and finished 19-9 for the 18-point victory that included a last-second three from Dominique Collier.

Despite the loss, the Lobos led in several statistical categories including points in the paint (31-30), points off of turnovers (28-7), second-chance points (9-8), fast-break points (11-6) and bench points (36-35).

The Lobos, previously ranked 17th in the nation in free throw percentage, shot a season-low 37.5 percent from the stripe (6-16).

"I think we played with a lot of energy in both halves," Mathis said. "I just think it was a matter of shots going in (in the first half) and then shots not going in (in the second half). Overall I think we played really hard, we're taking steps, it's just one step at a time."

The Lobos look to rebound when they take on New Mexico State in the in-state rivalry rematch at Dreamstyle Arena - The Pit on Saturday night. Tip off is scheduled for 7:02 p.m. on ESPN3.

## Game #9

### New Mexico 57 • 3-6

#	Player	Total	Rebounds					PF	TP	A	To	Bk	Stl	Min
			FG	FGA	FT	FTA	Off							
02	McNEAL, Chris	1-6	0-3	2-3	0	2	2	1	4	3	2	0	25	
02	LOGWOOD, Sam	1-7	0-0	0-2	0	3	3	2	1	1	0	0	18	
01	JACKSON, Antino	2-8	2-7	0-0	0	1	1	3	6	1	0	0	18	
01	FURSTINGER, Joe	2-7	0-1	2-5	1	6	7	4	6	0	0	0	12	
11	SIMONS, Troy	1-4	1-9	0-2	0	1	1	3	2	0	0	0	12	
01	WILLIAMS, Makuach	2-7	0-0	0-0	0	2	2	1	1	0	0	0	12	
01	SIMONS, Jachal	3-7	1-3	0	2	1	3	1	7	0	0	0	13	
14	KUIPER, Dane	2-3	2-2	0	1	2	3	5	0	1	0	1	13	
01	CLARK, Vladimir	2-3	2-2	0	1	2	3	0	1	0	0	0	13	
01	MATHIS, Anthony	5-9	3-6	2-3	1	1	2	0	15	2	0	2	21	
	Team					1	2	3						
	Total	21-71	9-31	6-16	9-21	21	21	57	10	7	2	10	200	
	FG%	13.37	33.48	26.19	33.33	33.33	33.33	33.33						
	FT%	66.67	93.75	26.32	50.00	33.33	33.33	33.33						

# 2017-18 BOX SCORES AND RECAPS

## Game 10 - New Mexico 62, NMSU 65 Dec. 9, 2017 | Dreamstyle Arena

### Lobos Fall to NMSU in Last-Minute Heartbreaker

ALBUQUERQUE, N.M. --- With 6:40 to go in one of the biggest and most intense rivalries in The University of New Mexico history, the Lobos led the New Mexico State Aggies by eight, 56-48, on Saturday night in Dreamstyle Arena - The Pit before dropping a heartbreaker by a final score of 65-62. The Lobos missed a tough, last-second three-pointer that would have tied the game.

The Lobos (3-7) outshot the Aggies (7-2) from 3-point range 28.6 percent to 20.0 percent and from the free throw line (70.6-50.0) in the outstanding defensive effort while scoring 14 points off of 17 NMSU turnovers.

UNM was led by senior Antino Jackson who compiled 14 points, his second-highest total of the season, including three from behind the arc. Junior Troy Simons posted 13 points and a team-best seven rebounds.

"I think this was just a newer team trying to find its way against a veteran team that's won a lot of games," head coach Paul Weir said. "I think that NMSU knows how to win those (close) games and has the experience to do it, and we're still trying to figure that out.

"These guys are fighting and I can't say anything negative about them ... they are giving it all they've got, we just have to find a way to improve and find a way to win games like this before the season is over."

Despite being down their leading scorer in arguably one of the biggest games of the year, the Lobos battled and went up on the Aggies, who reached the NCAA Tournament last season as the WAC Champions, by as much as nine points with 10 minutes left in the game. Nine points was the largest lead of the game by either team.

Freshman Makuach Maluach earned his first career start on the night. At the 10-minute mark, Maluach slammed a crowd-pleasing, one-handed dunk with unmatched enthusiasm from an excited Lobo crowd.

NMSU responded with three points from the game's leading scorer Zach Lofton, who tallied a game-high 22 points on the night, to cut the Lobo lead to six and eventually whittle UNM's advantage to three, 56-53 with 5:21 left.

The Aggies cut the deficit to one, 57-58 on a Lofton jumper and overtook the Lobos at the 2:34 mark on a Lofton layup, holding on for the win.

Lobo junior Anthony Mathis, who has been hot from behind the arc as of late, got a good look with the seconds winding down, but was forced to shoot from deep at the last second and missed. Mathis is 48.2 percent (27-56) on the season from three. Senior Joe Furstinger nearly got the putback before time expired.

As a team, UNM shot 39.9 percent compared to 42.6 percent for NMSU. The game marked just the second time this season that UNM committed more turnovers than it's opponent (19-17). NMUS outscored the Lobos in the paint, 36-20, but UNM collected more points on the fast break, 11-8. Both teams tallied 13 second-chance points on the night.

The Lobos will have seven days to recuperate from Saturday's game vs. NMSU before taking on Arizona on Saturday, Dec. 16 at Dreamstyle Arena - The Pit on CBS Sports Network at 6 p.m.

## Game 11 - New Mexico 73, Arizona 89 Dec. 16, 2017 | Dreamstyle Arena

### Kuiper scores 24, Lobos battle but fall to #23 Arizona

ALBUQUERQUE, N.M. --- The University of New Mexico men's basketball team battled No. 23 Arizona to an 89-73 loss at Dreamstyle Arena - The Pit on Saturday night in front of an enthusiastic, season-high crowd of 13,207. The Lobos rallied back from a 19-point deficit to trail by just seven with 3:56 remaining, but it wasn't enough to overcome the Wildcats, who shot 64.0 percent from the field.

"I thought the game was played and moving at the pace we wanted," head coach Paul Weir said. "There's another part of our energy level, defensively, that wasn't good enough. It has to get better.

"You do have to give Arizona some credit. They shot the heck out of the basketball tonight. I know those guys are skilled enough to shoot threes and they are special. They really showed how good of a team they are, made a lot of big shots - that is a good basketball team."

The Lobos (3-8) were unable to complete the comeback against the ranked Wildcats despite junior Dane Kuiper's career-best 24-point performance. Kuiper, who was celebrating his birthday, shot 70 percent (7-10) from the field and 75 percent (6-8) from behind the three-point arc, adding a perfect 4-4 from the free throw line. Troy Simons added 12 points on 40 percent (4-10) shooting. Senior Sam Logwood posted eight points in his first game back with the team after his brief leave of absence.

The Lobos shot 38.7 percent as a team, including 35.3 percent from behind the arc and 92.9 percent from the free throw line, but Arizona outscored New Mexico 42-20 in the paint and out rebounded the Lobos 35-23. UNM held the Wildcats to six offensive rebounds and seven second-chance points. In the second half, UNM matched Arizona, both notching 40 points.

After trailing by 15, 72-57, with 9:28 to go in the second half, the Lobos cut the Wildcat lead to eight at 74-66 on baskets from Simons, Logwood and Kuiper. It marked the first time since the 11:57 mark of the first half that the Lobos trailed by less than ten. Kuiper managed to cut the lead to seven twice, first on a three with 5:05 to go and then on a pair of free throws with 3:56 remaining, but the Lobos were unable to close the margin any further.

Arizona (8-3) widened the lead back to double digits and then continued with a commanding 12-point advantage with 1:05 to go, finishing the game on a 7-0 run en route to the 89-73 final.

The Lobos trailed 11-5 three minutes into the game but went on a 5-0 run behind a layup and a 3-point play from Simons to bring the game within one, 11-10. Arizona answered with an 11-3 run over the next two minutes to stretch its lead back to nine, 22-13, but freshman Makuach Maluach hit a three-pointer to cut the lead to six, 22-16.

After another 9-0 streak by the Wildcats, Kuiper added a layup and 3-pointer to keep the Lobos within ten, 31-21.

The Wildcats took their largest lead of the first half from four Allonzo Trier free throws with 18 seconds left as they made the score 49-31. Senior Antino Jackson hit a jumper as time expired to extend halftime trailing by 16, 49-33.

"We just couldn't get a break to go our way," Weir said. "When you're down 16 points, it's just hard to spot somebody that much."

The Lobos shot 41.4 percent from the field in the first half, including 35.7 percent from three. They added another four points from the free throw line, going a perfect 4-for-4 in the half.

UNM and Arizona opened the second half trading 3-point plays to make the score 52-36. Junior Chris McNeal hit his first three of the night off an offensive rebound to cut Arizona's lead to 13, 54-41, with 16:25 on the clock.

Junior Anthony Mathis, who is shooting 48.3 from behind the arc this season, drilled back-to-back threes with 12 minutes to go to make the score 66-54 and prevent Arizona from pulling away, setting up the UNM comeback attempt.

The game marked the first time since Jan. 16, 1999 that Arizona traveled to play in Albuquerque, when the Lobos beat the Wildcats 79-78. When the two teams met last year in Tucson, then-ranked No. 18 Arizona topped New Mexico 77-46. Saturday's contest also marks UNM's first ranked opponent of the season.

New Mexico will stay at home to face Rice in Dreamstyle Arena - The Pit, continuing the Lobos' five-game home stand, on Tuesday, Dec. 19 at 7:30 p.m.

## Game 12 - New Mexico 78, Rice 69 Dec. 19, 2017 | Dreamstyle Arena

### Lobos Snap Loss Streak with Victory over Rice

ALBUQUERQUE, NM --- Senior Joe Furstinger recorded his first career double-double (17 points, 12 rebounds) and four other Lobos scored in double digits to lead The University of New Mexico men's basketball team past Rice 78-69 in Dreamstyle Arena - The Pit on Tuesday night.

Furstinger, in his first game of the season off the bench, set career-highs in points and rebounds, breaking his previous bests of 11 in each. His double-double was the first in points and rebounds for the Lobos since senior Sam Logwood recorded 12 points and 11 rebounds last season on Feb. 25 against Wyoming, making it the first for UNM this season.

Tuesday night also marked the third time this season that the Lobos had five players score in double digits. Furstinger led the way with his 17, followed by Logwood (15), juniors Troy Simons (15), Chris McNeal (13) and Dane Kuiper (10). Kuiper also posted a game-high six assists for a new career high.

"I think we all wanted a huge, blowout win - or whatever that may be - to say that we're back and all that, but it's Division I basketball and you have to earn the right to win," head coach Paul Weir said. "I feel like we are earning the right to win, these guys work really hard.

"We spend a lot of time on the court. We spend a lot of time in the film room. We're trying to fix our weaknesses, and so far, these kids have bought in. There's not a lot of kids, at 3-8, that would look at a first-year coach and buy in, but they're still buying in and I'm thankful for that."

The Lobos (4-8) controlled the majority of the game, never trailing past the 16:34 mark of the first half.

Junior Anthony Mathis and freshman Vladimir Pinchuk got their first career starts against the Owls (3-9), and Pinchuk quickly put the Lobos on the board with a layup in the first 40 seconds of play.

The Lobos fell behind three, 10-7 at the 17:16 mark but went on a 5-0 run to take a two-point lead, 12-10, with 16:34 remaining in the half. After being tied at 14, Simons and McNeal hit back-to-back threes to put the Lobos up six, 20-14, with 11:53 on the clock.

UNM widened its lead to nine, 27-18, with a layup from Logwood with 9:12 left to play in the half. The Owls closed the lead to three, 31-28, on a series of layups with six minutes to go. A minute later, the Lobos extended the margin back to eight, 36-28, on a Furstinger layup and Simons three, but Rice went on an 8-0 run to tie the game at 36 with 4:12 on the clock.

New Mexico answered with a 7-2 run to end the half leading 43-38, holding Rice to just two points on a pair of free throws in the last four minutes of play.

The Lobos shot 46.9 percent from the field in the first half, including 27.8 percent from behind the arc and 88.9 percent from the free throw line. New Mexico outrebounded Rice 17-13 in the first half.

Simons opened the second half with a dunk to put New Mexico up seven, 45-38, with 18:48 to go. McNeal drilled a three with 13:56 on the clock to give the Lobos a 10-point lead, 54-44, their largest of the night. They extended that lead to 12, 56-44, on a pair of Furstinger free throws. After Rice closed the Lobo margin to six, 61-55, Simons nailed back-to-back threes within 16 seconds to widen the lead back to 12, 67-55, with 8:41 on the clock.

The Owls continued to edge back into the game, cutting the lead to five, 68-63, but a Furstinger three-point play put the Lobos back up eight, 71-63 with 5:08 to play. Logwood hit a pair of free throws to widen the margin back to ten, 73-63.

Kuiper's two free throws with 28 seconds remaining made him the fifth Lobo to score in double figures, and made the score 78-66. The Owls scored off a free throw and a layup as time expired to make the final 78-69.

New Mexico shot 40.3 percent and finished with 40 rebounds for the first time since the season opener against Northern New Mexico. The Lobos outrebounded the Owls 40-36, marking the third time this season and the first time since Omaha that UNM has outrebounded its opponent. The Lobo bench outscored Rice's 62-28.

The Lobos continue a five-game home stretch as they face Prairie View A&M on Friday, Dec. 22 in Dreamstyle Arena - The Pit at 7 p.m.

Not only is Friday's game the second "Friends and Family Day" allowing students to bring three free guests to the student section, but it will also be broadcast live on AT&T SportsNet.

## Game #10

### New Mexico State 65 • 7-2

##	Player	FG	FGA	3-P	3-PTA	FT	FTA	Off	Def	Totl	PF	TP	A	T	Blk	Stl	Min
10	Jones, Jermario	1	2-6	0	0-1	4	5	1	9	10	4	8	2	4	1	4	29
11	Wilkins, Johnathon	r	3-4	0	0-0	0	0	1	3	4	4	6	1	3	2	0	15
12	Harris, AJ	g	5-17	2-7	0-0	3	1	4	1	12	3	2	1	0	0	33	
13	N'Dir, Sidney	g	1-3	0-1	0-0	0	1	1	3	2	1	3	2	1	1	26	
23	Lofton, Zach	g	8-16	1-5	5-12	2	4	6	2	22	2	4	0	2	37		
30	Jones, Keyon	g	2-5	1-4	0-1	0	2	2	1	5	1	0	0	0	16		
01	Buchanan, Shunn	g	0-2	0-1	0-0	0	1	1	0	1	0	0	0	0	9		
32	Chuha, Eli	g	1-3	0-1	0-0	1	1	2	4	2	0	0	0	1	8		
35	McCants, Johnny	g	4-5	0-0	0-0	4	6	10	2	8	0	1	2	0	27		
	Team					3	1	4									
	Totals		26-61	4-20	9-18	15	29	44	21	65	11	17	6	8	200		
FG % 1st Half: 13-33 39.4% 2nd half: 13-28 46.4% Game: 26-61 42.6% Deadball Rebounds 2																	
3FG % 1st Half: 4-12 33.3% 2nd half: 0-0 0.0% Game: 4-20 50.0%																	
FT % 1st Half: 5-8 62.5% 2nd half: 4-10 40.0% Game: 9-18 50.0%																	

### New Mexico 62 • 3-7

##	PLAYER	FG	FGA	3-P	3-PTA	FT	FTA	Off	Def	Totl	PF	TP	A	T	Blk	Stl	Min
05	FURSTINGER, Joe	r	3-3	1-1	0-0	0	1	1	2	7	1	3	2	2	0	20	
10	MALUACH, Makuach	r	3-6	1-3	0-1	1	2	3	2	7	0	2	0	2	0	24	
03	JACKSON, Antino	g	5-13	3-8	1-2	1	2	3	14	1	4	0	1	1	2	25	
11	SIMMONS, Jachai	g	2-6	1-4	0-1	0	2	2	1	5	1	0	1	1	0	25	
31	SIMONS, Troy	g	4-10	1-3	4-4	5	2	7	4	13	0	1	0	0	0	24	
01	MCNEAL, Chris	g	1-6	0-4	2-3	0	3	3	1	4	2	4	0	0	0	28	
14	KUIPER, Dane	g	0-2	0-1	0-0	0	4	3	0	3	3	1	1	0	1	17	
15	PINCHUK, Vladimir	g	2-3	0-0	2-3	1	4	3	6	0	1	0	0	1	0	18	
32	MATHIS, Anthony	g	1-5	1-4	3-3	0	2	2	1	6	1	0	0	0	0	19	
	Team					1	5	6									
	Totals		21-54	8-28	12-17	9	27	36	20	62	9	19	3	5	200		
FG % 1st Half: 11-27 40.7% 2nd half: 10-27 37.0% Game: 21-54 38.9%																	
3FG % 1st Half: 5-14 35.7% 2nd half: 3-14 21.4% Game: 8-28 28.6%																	
FT % 1st Half: 6-7 85.7% 2nd half: 6-10 60.0% Game: 12-17 70.6%																	

Officials: David Hall, Eric Curry, Shawn Leligh  
Technical fouls: New Mexico State-None. New Mexico-None.

Score by periods	1st	2nd	Total
New Mexico State	35	30	65
New Mexico	33	29	62

Last FG - NMSU 2nd-01:43, NM 2nd-06:40.  
Largest lead - NMSU by 7 1st-06:24, NM by 9 2nd-10:00.  
NMSU led for 18:22. NM led for 20:21. Game was tied for 01:17.

## Game #11

### Arizona 89 • 8-3

##	Player	Total		3-Ptr		Rebounds					PF	TP	A	T	Blk	Stl	Min
		FG	FGA	FGA	FT	FTA	Off	Def	Total								
14	Ristic, Dusan	r	4-6	0-0	0-0	1	8	9	3	8	1	1	0	0	25		
13	Ayton, Deandre	g	7-9	0-0	0-0	2	11	13	1	14	0	1	2	0	36		
00	Jackson-Carwright,P	g	3-5	2-4	0-1	0	2	2	4	8	5	1	0	2	27		
01	Alkins, Rawle	g	9-11	3-3	5-5	2	3	5	1	26	2	3	0	1	31		
35	Trier, Allonzo	g	6-9	2-2	8-9	0	0	1	22	5	0	0	0	37			
03	Smith, Dylan	g	1-4	1-2	0-0	0	3	3	1	3	2	2	1	0	18		
05	Bundolph, Brandon	g	2-4	1-2	2-4	0	0	0	1	7	1	0	0	0	14		
11	Lee, Ira	g	0-2	0-0	1-2	1	2	3	2	1	1	0	1	0	10		
25	Pinder, Keanu	g	0-0	0-0	0-0	0	0	0	0	0	0	0	0	0	2		
	Team					0	0	0									
Totals			32-50	9-13	16-21	6	29	35	14	89	17	10	5	4	200		
FG % 1st Half: 17-24 70.8% 2nd half: 15-26 57.7% Game: 32-50 64.0%																	
3FG % 1st Half: 6-7 85.7% 2nd half: 3-6 50.0% Game: 9-13 69.2%																	
FT % 1st Half: 9-10 90.0% 2nd half: 7-11 63.6% Game: 16-21 76.2%																	
Rebounds																	

### New Mexico 73 • 3-8

##	Player	FG		3-PT		Rebounds											Min
		FGA	FG-F	FGA	FG-F	FT	FTA	Off	Def	TP	PF	A	T	Blk	Stl		
05	FURSTINGER, Joe	r	2-5	0-1	3-3	1	4	5	1	7	3	0	0	2	30		
14	KUIPER, Dane	r	1-10	6-8	4-4	0	2	2	3	24	0	0	0	0	24		
03	JACKSON, Antino	g	2-7	1-3	0-0	0	1	1	3	5	1	3	0	1	19		
10	MALUACH, Makuach	g	2-5	1-4	0-0	1	1	2	5	2	0	1	0	12			
11	SIMMONS, Jachai	g	0-0	0-0	0-0	0	0	2	0	1	0	0	0	10			
01	MCNEAL, Chris	g	2-9	2-8	0-0	1	3	4	3	6	2	3	0	1	28		
02	LOGWOOD, Sam	g	3-10	0-1	2-3	3	1	4	1	8	5	0	0	0	26		
15	PINCHUK, Vladimir	g	0-0	0-0	0-0	1	0	1	1	0	0	0	1	0	11		
04	PIMONO, Alex	g	4-10	0-5	4-4	1	0	1	2	6	1	1	2	0	16		
32	MATHIS, Anthony	g	0-0	0-0	0-0	0	0	0	2	6	0	0	0	0	16		
Totals			24-62	12-34	13-14	8	25	23	71	15	7	2	6	60	200		
FG % Total			12-39	41.4%	2nd half: 12-23	36.4%	Game: 24-62		38.7%					Deatball: 12-39			
3PT % Total			5-15	33.3%	2nd half: 5-15	33.3%	Game: 13-34		38.2%					Deatball: 12-39			



# 2017-18 BOX SCORES AND RECAPS

## Game 13 - New Mexico 87, Prairie View A&M 78 Dec. 22, 2017 | Dreamstyle Arena

### Lobos Win Second Straight 87-78 over PVAMU

ALBUQUERQUE, N.M. --- Senior Joe Furstinger led The University of New Mexico men's basketball team to its second straight victory, a resounding 87-78 final over Prairie View A&M, on Friday night in Dreamstyle Arena - The Pit. Furstinger registered a career-high 20 points and tallied his second straight career double-double on the night.

One game after setting a career-high 17 points against Rice, Furstinger broke it against the Panthers, shooting 50 percent from the field and adding perfect 12-12 from the free throw line while grabbing 10 rebounds. Twelve free throw ties for third in the Mountain West in a single game this season and also elevates his free throw percentage to 90.2% (37-41) good for first in the league as of stats through Dec. 21.

The Lobos (5-8) shot 46.7 percent from the field, including 36.7 percent from behind the arc. For the second straight game, UNM outrebounded its opponent. The Lobos posted a 39-29 edge on the boards, compiling 15 on offense, the second most in a game this season.

Senior Antino Jackson finished the night with 17 points while junior Dane Kuiper tallied 14 as the third Lobo to reach double figures on the night. Also helping to lead the Lobos was junior Jachai Simmons who posted six points and dished four assists, tying his season high.

Simmons put the Lobos on the board with a dunk in the first minute of play, followed by a Panther jumper and a three from Jackson to put New Mexico ahead 5-2 under two minutes into the game. The Lobos took a five-point lead, 11-6, on a pair of Furstinger free throws with 16:31 on the clock and Prairie View went on a 5-0 run to tie the score at 11, the first of five ties on the night. A Logwood layup put the Lobos back up by two, 13-11, with 15:19 to play in the half.

The Panthers (2-11) tied the score again at 16 and took their first and only lead of the night, 19-18, on a three with 13:35 remaining. The lead lasted just five seconds as Furstinger regained the lead for the Lobos, 24-21, with two free throws, a layup and a dunk within 55 seconds. Within his first seven minutes on the floor, Furstinger had registered 12 points.

Furstinger hit two more free throws to close scoring for the half with the Lobos leading by eight, 49-41, capping his outstanding 16-point first half that included 10-for-10 from the free throw line.

In the opening 30 seconds of the second half, the Lobos extended their lead to 10, 51-41, as Furstinger made yet another pair of free throws to set his new career-high (12).

Prairie View went on a 9-0 run to make it 51-50 before UNM responded with a 16-2 run over the next four minutes, making it 67-52 UNM. During the stretch, the Lobos nailed four 3-pointers off the hands of junior Troy Simons, Jackson and a pair from Kuiper.

Kuiper's back-to-back threes gave UNM the 15-point lead, the Lobos' largest of the night to that point, with 11:41 on the clock.

The Lobos allowed Prairie View within seven before another Kuiper three and layup put New Mexico up by its largest margin 20, 84-64, with 4:14 to go.

The Panthers chipped away over the final four minutes, narrowing the Lobo lead to nine at the final buzzer, 87-78.

UNM will finish its five-game home stand Wednesday, Dec. 27 at 7 p.m. with its Mountain West opener against Air Force in Dreamstyle Arena - The Pit.

## Game 14 - New Mexico 87, Air Force 58 Dec. 27, 2017 | Dreamstyle Arena

### Lobos Open MW Play with 29-point win over Air Force

ALBUQUERQUE, N.M. --- The University of New Mexico men's basketball team earned its third straight victory on Wednesday night to kick off Mountain West play with a 29-point win over the visiting Air Force Falcons in Dreamstyle Arena - The Pit.

Senior Joe Furstinger registered his third straight double-double, the first Lobo to achieve the feat since the 2015-16 season. With his 12 points and 12 rebounds, Furstinger was one of six Lobos to score in double figures on the night including junior Jachai Simmons who captured his first double-digit game of the season with 15 points.

Simmons led the Lobos (6-8, 1-0 MW) offensively on the evening, followed by junior Dane Kuiper (13), junior Anthony Mathis (11) and seniors Sam Logwood (10) and Antino Jackson (10).

Jackson nearly hit his second point-assist double-double of the season, adding nine assists to his 10 points.

Both UNM and Air Force (6-7, 0-1 MW) opened their first conference game of the season a bit lackluster offensively as the score was 2-0 Air Force nearly five minutes into the game until Furstinger scored the Lobos' first point on a free throw at the 15:18 mark. Head coach Paul Weir attributed the early score to outstanding Lobo defense.

"That first four minutes of the game might have been my favorite four minutes of our season," Weir said. "I think it was like 2-0 and all we were doing was playing defense, and we didn't care about where the ball was going in. It was going to be a war, and I loved that."

The Lobos began pouring on the points however and over the next eight minutes jumped out to a 13-point lead on a 12-0 run. The run was kicked off by back-to-back Kuiper three-pointers and capped with an exciting Simmons-Chris McNeal-Simmons steal and alley-oop as well as a Furstinger dunk.

On the alley-oop, Simmons and McNeal demonstrated teamwork at its finest as Simmons snatched the ball on defense, quickly passed to McNeal and the pair rushed down court. McNeal dished back to Simmons for the fast-break alley-oop that made the crowd of 10,000 shriek.

Jackson hit a three with three seconds left in the first half to put the Lobos up 16, 36-20 at the break. The last time UNM held a team to less than 20 points in the first half was two seasons ago on Jan. 9, 2016 when the Lobos held Utah State to 18.

The Lobos opened the second half on a 10-3 run to get out to a 22-point lead with 15:07 left to play and extended the lead to 28 on back-to-back threes from Simmons with 4:47 to go.

The largest Lobo lead of the night was 31 with 39 seconds left.

UNM will hit the road for a pair of back-to-back conference matchups. The Lobos will face the team picked to finish first in the league this season, Nevada, on Saturday before traveling to Boise State on Wednesday, Jan. 3. Saturday's game at Nevada will be broadcast on AT&T SportsNet while Wednesday will be on ESPN3.

## Game 15 - New Mexico 74, Nevada 77 Dec. 30, 2017 | Lawlor Events Center

### Lobos Nearly Upset Defending MW Champs Nevada, 77-74

RENO, NEV. --- The University of New Mexico men's basketball team nearly pulled off an exciting upset over defending Mountain West Champions Nevada on Saturday on the road, falling 77-74 after a missed, last-second 3-point attempt.

The game marks the third tough contest this season that the Lobos have dropped by just one basket including against NMSU and now-ranked No. 10 TCU.

The Lobos (6-9, 1-1 MW) were led by junior Anthony Mathis who posted a career-high 17 points on the night including 5-for-8 from behind the arc. Three more Lobos also added double digits including seniors Sam Logwood (12), Antino Jackson (12) and Joe Furstinger (10).

Not only did Furstinger rack up 10 points, but he also posted 10 rebounds for his fourth straight double-double performance on the season. Jackson nearly notched a double-double of his own, adding eight assists to his 12 points.

"I think our style of play really wore them down most on the defensive end. I thought our quality of shot in the second half was terrific - we had layups, we had threes, we had wide open shots a lot," head coach Paul Weir said. "I'm glad theoretically that some of our things were trying to do are working, but they're obviously not working enough to win a game."

Nevada (13-3, 2-0 MW) also had four players score in double figures on the day including a pair of 20-point scorers in Caleb Martin (24) and Jordan Caroline (21).

As a team, the Lobos were just barely outshot from the floor 43.9-42.9 percent but held an advantage from behind the arc, 34.4-33.3 percent, and outrebounded the Wolf Pack 41-32.

Trailing 70-63 with 6:01 left to play, the Lobos went on a 7-0 run over 1:06 to tie it up 70-70 with 4:55 left on the clock. The run included back-to-back 3-pointers from Mathis within 30 seconds.

Nevada got back on top, leading by four on a pair of Caleb Martin jumpers to make it 74-70 with 1:59 left.

Martin and Logwood went back and forth to make it 76-74 before Nevada's Caroline hit 1-of-2 free throws to put the Wolf Pack up by three with 17 seconds left.

Mathis attempted a three with seven seconds on the clock, rebounded out of bounds by Nevada, allowing the Lobos a final play. UNM called a timeout and inbounded the ball to junior Chris McNeal in the corner for three, but Nevada's Lindsey Drew came up with the block into the stands and with 2.3 second left, Coach Weir called UNM's final timeout.

The Lobos attempted one last 3-point play but were unable to get the shot off for the 77-74 final.

UNM offered a season-low five turnovers while committing 14. The Lobos did, however, continue their free throw streak, going 81.8 percent from the free throw line (9-of-11) compared to 65.6 percent for the Wolf Pack (19-29).

The Lobos will remain on the road for their next Mountain West matchup. UNM travels to Boise State for an ESPN3 game on Wednesday, Jan. 3 at 7 p.m. MT.

## Game #13

### Prairie View A&M 78 • 2-11

#	Player	Total			3-Ptr			Rebounds								
		FG	FTA	FG%	FG	FTA	FG%	Off	Def	TP	TP	A	To	Blk	Stl	Min
13	Iwlin Ellis	r	4-4	0-0	0-0	1	4	5	2	8	1	1	1	0	0	24
14	Zachary Hamilton	r	11-17	5-7	4-5	2	3	6	3	6	1	0	0	0	1	28
12	J.D. Wallace	c	2-2	0-0	0-0	1	1	2	2	4	0	0	0	3	4	30
03	Gray Blackston	g	2-8	1-2	4-5	1	2	3	3	9	6	3	0	1	30	
11	Dennis Jones	g	7-10	1-1	0-5	0	0	4	15	8	6	0	2	30		
00	Troy Thompson	g	0-2	0-2	0-0	0	0	0	0	0	0	0	0	4		
01	Keion Alexander	g	0-0	0-0	0-0	0	1	2	0	0	0	1	2	1	9	
04	Juan Hood	g	0-1	0-0	0-0	0	0	0	0	0	0	0	0	0	0+	
21	Shayrone Jett	g	0-3	0-1	0-0	1	0	2	0	0	0	1	0	0	3	
22	Shaquille Preston	g	2-7	0-2	0-0	2	4	6	3	4	1	3	0	22		
30	Austin Starr	g	2-4	2-3	1-2	1	2	3	7	1	1	0	1	20		
	Team					0	3	3								
	Totals		30-58	9-18	9-17	9	20	29	22	78	17	16	6	10	200	
3rd Qtr 1st Half: 15-28 53.6% 2nd half: 15-30 50.0% Game: 30-58 51.7% Deabolous 1st Half: 4-7 57.1% 2nd half: 4-4 50.0% Game: 8-15 52.9%																
FT % 1st Half: 7-13 53.8% 2nd half: 2-4 50.0% Game: 9-17 52.9%																

FG % 1st Half: 15-28 53.6% 2nd Half: 15-30 50.0% Game: 30-58 51.7% 3FG % 1st Half: 4-7 57.1% 2nd Half: 5-11 45.5% Game: 9-18 50.0% Deadball Rebounds 3

FT % 1st Half: 7-13 53.8% 2nd Half: 2-4 50.0% Game: 9-17 52.9%

### New Mexico 87 • 5-8

#	Player	Total	3-Pr			Rebounds					A	T	Blk	Stl	Min
			FG	FTA	FG%	FT	FTA	FT%	Off	Def					
05	FURSTINGER, Joe	r	4-8	0-1	12-12	4	6	10	0	20	4	1	0	0	32
15	PINCHUK, Vladimir	r	1-1	0-0	0-1	1	1	2	2	1	0	0	0	0	15
09	JACKSON, Antino	g	6-11	4-8	1-2	0	2	2	2	17	3	2	0	1	19
11	SIMMONS, Jachai	g	2-5	1-3	1-2	0	0	0	0	2	6	4	0	1	1
31	SIMONS, Troy	g	3-10	2-6	0-0	3	1	4	1	8	2	0	1	1	28
08	McNEAL, Chris	g	2-7	1-5	0-0	0	1	0	0	0	2	3	0	0	23
02	LOGWOOD, Sam	g	4-7	0-0	0-0	1	3	4	2	8	1	4	0	1	10
10	MALUACH, Makuach	g	0-1	0-1	4-4	1	2	3	0	4	0	1	1	1	23
14	KUIPER, Dane	g	5-7	3-4	1-1	0	4	4	3	14	0	2	0	1	19
32	MATHIS, Anthony	g	1-3	0-2	1-2	1	2	3	2	3	1	0	0	0	10
	Team					4	3	7							
Totals			28-60	11-30	20-24	15	24	39	16	87	17	14	3	7	200
FG % 1st Half: 14-29 48.3%    2nd Half: 14-31 45.2%    15: 28-60 46.7%    DoubleReb															
3FG % 1st Half: 4-13 30.8%    2nd Half: 7-17 41.2%    15: 11-30 36.7%    15: 28-60 46.7%															
FT % 1st Half: 17-19 89.5%    2nd Half: 17-20 85.0%    15: 24-30 80.0%    15: 28-60 83.3%															
Offensive Rebounds: 15    Defensive Rebounds: 24    Total Rebounds: 39															

FG % 1st Half: 14-29 48.3% 2nd Half: 14-31 45.2% Game: 28-60 46.7% 3FG % 1st Half: 4-13 30.8% 2nd Half: 17-41 41.2% Game: 11-30 36.7%

FT % 1st Half: 17-19 89.5% 2nd Half: 3-5 60.0% Game: 20-24 83.3%

Officials: Mike Scophers, Gerry Pollard, Winston Stith

Technical fouls: Prairie View A&M-None. New Mexico-None.

Attendance: 9423

Score by periods	1st	2nd	Total
Prairie View A&M	41	37	78
New Mexico	49	38	87

Last FG - PV 2nd-00:25, NM 2nd-01:32.  
Largest lead - PV by 1 1st-13:35, NM by 2 2nd-04:14.  
PV led for 00:05, NM led for 36:55. Game was tied for 03:00.

Score tied - 5 times.  
Lead changed - 2 times.

## Game #14

### Air Force 58 • 6-7, 0-1 MW

#	Player	Total	3-Pr			Reb	Def	PF	TP	A	T	Blk	Stl	Min	
			FG	FGA	FG%										FT
12	SCOTTIE, Lavelle	r	5-8	0-2	2-3	1	1	2	2	12	0	4	0	17	
32	MANNING, Ryan	r	0-3	0-2	0-0	0	4	4	2	0	2	0	0	15	
33	TOOHEY, Frank	c	0-2	0-1	3-4	2	4	6	1	3	0	0	1	18	
03	TOMES, Sid	g	0-4	0-3	3-4	1	1	2	0	3	1	0	1	20	
20	LYONS, Trevor	g	2-6	0-0	0-2	0	1	1	4	4	1	2	0	24	
00	MORRIS, Caleb	g	1-3	0-0	0-0	1	1	2	0	2	0	0	0	4	
01	NORMAN, Dane	g	0-0	0-0	0-0	1	1	2	1	0	0	2	0	4	
08	SIFLES, CJ	g	2-4	0-1	0-0	0	1	1	0	4	3	3	0	19	
05	JOYCE, Chris	g	0-0	0-0	1-2	1	0	1	0	1	0	0	0	4	
13	BROWN, LeSean	r	0-2	0-0	0-0	0	0	0	0	1	0	0	0	5	
16	MALUACH, Makuach	r	1-4	1-2	0-0	0	1	1	1	3	0	0	0	13	
22	LOUDER, Pervis	g	3-5	0-1	0-1	0	1	1	0	6	1	1	0	15	
30	DEWANE, Jonathan	g	3-4	0-0	2-3	3	0	3	0	8	0	0	0	7	
34	SWAN, Ryan	g	3-8	1-2	0-1	1	3	4	2	7	0	1	1	17	
44	VAN SOELEN, Keaton	g	2-5	1-2	0-0	2	4	6	2	5	0	2	0	18	
	Team					2	1	3		1					
Totals			22-58	3-16	11-20	15	24	39	15	58	7	17	2	4	200
FG % 1st Half: 8-25			32.0%	2nd half: 14-31			45.2%	Game: 22-58			37.9%			Deadball Rebounds	
FT % 1st Half: 2-5			22.2%	2nd half: 10-16			62.5%	Game: 12-20			60.0%				
FT % 1st Half: 2-2			100.0%	2nd half: 9-18			50.0%	Game: 11-25			44.0%				

FG % 1st Half: 8-25 32.0% 2nd Half: 14-33 42.4% Game: 22-58 37.9% 3FG % 1st Half: 2-9 22.2% 2nd Half: 1-7 14.3% Game: 3-16 18.8%

FT % 1st Half: 2-2 100.0% 2nd Half: 9-18 50.0% Game: 11-20 55.0%

### New Mexico 87 • 6-8, 1-0 MW

#	Player	Total			3-Pr			Rebounds			PF	TP	A	T	Blk	Stl	Min
		FG	FGA	FG%	FG	FGA	FG%	FT	FTA	FT%							
14	KUIPER, Dane	4	7	57.1	3	5	2.2	0	4	3	13	2	0	0	3	25	
15	PINCHUK, Vladimir	0	0	0.0	0	0	0.0	0	1	1	4	0	0	1	1	14	
01	McNEAL, Chris	3	8	37.5	1	6	16.7	0	4	4	1	7	4	1	0	0	22
08	MALUACH, Makuach	1	5	20.0	0	0	0.0	2	2	3	1	7	1	1	0	0	18
31	SIMONS, Troy	1	9	11.1	0	5	0.0	0	1	1	2	2	2	0	0	0	18
02	LOGWOOD, Sam	3	10	30.0	1	2	50.0	0	4	4	2	10	0	1	0	0	22
03	JACKSON, Antino	4	5	80.0	2	3	66.7	0	2	2	1	10	9	1	0	0	18
05	FURSTINGER, Joe	5	7	71.4	0	0	0.0	2	6	12	2	13	3	1	2	1	26
11	SIMMONS, Jachai	6	7	85.7	3	4	75.0	0	0	2	2	15	0	1	0	1	19
32	MATHIS, Anthony	3	5	60.0	3	5	60.0	0	1	1	2	11	0	0	0	0	11
	Team							0	0	0		2					
	Totals	31	62	50.0	14	33	42.4	7	27	34	15	87	21	8	4	9	200
	FG % 1st Half: 32.3	37.5%	2nd half: 19.3	63.3%	Game: 31-62	50.0%	Rebounds	34	27	34	15	87	21	8	4	9	200
	3FG % 1st Half: 4.7	23.5%	2nd half: 10.1	62.5%	Game: 14-33	42.4%	FT %	11	14	78.6%	15	87	21	8	4	9	200
	FT % 1st Half: 8.0	80.0%	2nd half: 3.4	75.0%	Game: 11-14	78.6%	Double Rebounds	2	1		2	1		2	1		2
Officials: John Higgins, Tony Padilla, Kelly Self																	
Technical Fouls: Air Force=None, New Mexico=None																	
Attendance: 10514																	

FG % 1st Half: 12-32 37.5% 2nd Half: 19-30 63.3% Game: 31-62 50.0%

3FG % 1st Half: 4-17 23.5% 2nd Half: 10-16 62.5% Game: 14-33 42.4%

FT % 1st Half: 8-10 80.0% 2nd Half: 3-4 75.0% Game: 11-14 78.6%

Officials: John Higgins, Tony Padilla, Kelly Self

Technical fouls: Air Force-None. New Mexico-None.

Attendance: 10514

# 2017-18 BOX SCORES AND RECAPS

## Game 16 - New Mexico 62, Boise State 90

Jan. 3, 2018 | Taco Bell Arena

Late Run Not Enough, Lobos Fall at Boise State

**Boise, Idaho** --- A 15-1 second-half run was not enough to turn the game around on Wednesday night as The University of New Mexico men's basketball team suffered a 90-62 loss at the hands of the (RV) Boise State Broncos on the road.

The Broncos (13-2, 3-0 MW) took an early 13-0 lead four minutes into the game after a flawless defensive effort left the Lobos (6-10, 1-2 MW) scoreless until junior Anthony Mathis opened the scoring with a 3-pointer at the 15:40 mark.

The three would mark Mathis' first of three on the night as the junior went 3-for-7 from behind the arc, 5-of-11 from the floor for a total of 13 points.

The Lobos were led by senior Joe Furstinger who posted 15 points for his fifth straight game scoring in double digits. He finished four rebounds shy of his fifth straight double-double.

Leading the way for Boise State was sophomore Justinian Jessup who posted a career-high 23 points for the Broncos.

"Boise just played a lot harder than we did, especially to start the game," head coach Paul Weir said. "We just couldn't finish around the rim. Their length around the rim really bothered us and we left a lot of points there."

The Lobos shot 34.9 percent from the floor (22-63) compared to 59.4 percent for the Broncos (38-64). UNM was also outshot behind the arc, 22.2-44.4 percent. The Lobos did, however, hold the advantage from the free throw line, shooting 80 percent (12-15) compared to 50 percent (6-12).

UNM also held an edge in turnovers, forcing 17 while committing just 13.

Wednesday's game snaps the Lobos' four-win streak over the Broncos as UNM has swept Boise State over the past two seasons.

Boise State led by 23 at the half, 45-22, and extended the lead to its largest of the night, 35, with 11:31 left on the clock in the second half. The lead marks the most of any opponent so far this season.

The Lobos exploded for a 15-1 run to close the gap to 21 points on five points from Furstinger, threes from Mathis and junior Dane Kuiper and two points apiece from seniors Sam Logwood and Antino Jackson. The run lasted 3:08 and was ended by a layup from Boise State's Robin Jorch to make it 70-47 with 7:51 left.

The Broncos ran away with the game from there, posting a 9-0 run with three minutes left to put the game out of reach.

UNM will return to action on Saturday, Jan. 6 at home against San José State at 7 p.m. on the Mountain West Network.

## Game #16

### New Mexico 62 • 6-10 1-2 MW

#	Player	Total		3-Ptr		Rebounds		PF	TP	A	TO	Bk	Stl	Min
		FG	FGA	FG	FGA	FT	FTA							
05	FURSTINGER, Joe	6	10	0	1	3	4	15	0	4	0	1	1	35
34	KUIPER, Dane	7	27	1	5	2	3	1	1	7	2	2	0	23
0	2-6	1	3	0	2	3	5	2	5	0	3	0	1	27
03	JACKSON, Antino	3	4	0	2	1	3	4	2	8	1	1	0	21
10	MALUACH, Makuach	0	0	0	0	0	0	0	0	0	0	0	0	11
01	SIMMONS, Jachai	1	1	0	0	0	0	0	0	0	0	0	0	11
02	MCNEAL, Chris	1	10	0	5	0	0	3	1	2	7	0	0	24
08	LOGWOOD, Sam	1	6	0	0	4	4	1	0	1	0	6	0	18
15	PINCHUK, Vladimir	0	0	0	0	1	2	1	1	2	1	0	1	0
31	SIMMONS, Troy	2	7	1	5	0	0	0	4	5	1	1	0	2
32	MATHIS, Anthony	5	11	3	7	0	0	0	0	1	13	1	0	20
Team		2	1	3	7	0	2	2						
Totals		22	63	6	27	12	15	5	20	25	16	62	12	13

FG % 1st Half: 9-36 25.0% 2nd half: 13-27 48.1% Game: 22-63 34.9%  
3FG % 1st Half: 3-17 17.6% 2nd half: 3-10 30.0% Game: 6-27 22.2%  
FT % 1st Half: 1-2 50.0% 2nd half: 11-13 84.6% Game: 12-15 80.0%

### Boise State 90 • 13-2 3-0 MW

#	Player	Total		3-Ptr		Rebounds		PF	TP	A	TO	Bk	Stl	Min
		FG	FGA	FG	FGA	FT	FTA							
11	HANEY, Zach	5	8	0	1	4	3	7	1	10	1	2	0	25
43	SENGFELDER, Chris	3	6	0	3	0	1	7	8	0	6	2	1	26
02	WILLIAMS, Lexus	5	9	1	2	0	0	4	4	11	5	4	0	31
03	JESSUP, Justinian	9	12	5	7	0	0	5	5	23	5	4	2	29
15	HUTCHISON, Chandler	6	12	1	3	4	5	1	9	10	3	2	2	31
08	DICKINSON, Marcus	0	1	0	0	0	1	0	0	0	0	0	0	5
01	CHRISTON, Cam	0	0	0	0	0	0	0	0	0	0	0	0	2
05	HARWELL, Malek	0	0	0	0	0	0	0	0	0	0	0	0	1
10	JORCH, Robin	1	2	0	0	1	2	2	3	0	0	0	0	14
22	ALSTON, Derrick	0	0	0	0	0	0	0	0	0	0	0	0	1
22	JARDINE, Cassdon	1	1	0	0	0	0	2	2	0	0	0	0	5
30	WACKER, David	0	0	0	0	0	0	0	0	0	0	0	0	1
34	HOBS, Alex	8	13	1	3	1	2	0	5	3	18	4	3	29
Team		2	1	3	7	0	2	2						
Totals		38	64	8	18	6	12	1	9	36	45	15	9	18

FG % 1st Half: 21-36 58.3% 2nd half: 17-28 60.7% Game: 38-64 59.4%  
3FG % 1st Half: 3-10 30.0% 2nd half: 5-8 62.5% Game: 8-18 44.4%  
FT % 1st Half: 0-1 0.0% 2nd half: 6-12 50.0% Game: 6-12 50.0%

Officials: David Hall, Larry Spaulding and Rick Randall  
Technical fouls: New Mexico-SIMMONS, Troy 2, Boise State-HUTCHISON, Chandler; TEAM.  
Attendance: 7577

Score by periods	1st	2nd	Total
New Mexico	22	40	62
Boise State	45	45	90

Last FG - NM 2nd-00:26, BSU 2nd-01:02.  
Largest lead - NM None, BSU by 32, 2nd-11:31.  
NM led for 00:00, BSU led for 39:47. Game was tied for 00:13.

46

## Game 17 - New Mexico 80, San José State 47

Jan. 6, 2018 | Dreamstyle Arena

Lobos Rout San José State, 80-47

**ALBUQUERQUE, N.M.** --- The University of New Mexico men's basketball team returned to .500 in Mountain West play on Saturday night with an 80-47 victory over San José State in Dreamstyle Arena - The Pit. The Lobos improve to 7-10, 2-2 in the league while the Spartans fall to 3-12, 0-4 MW.

Freshman Makuach Maluach led the Lobos in scoring for the first time in his young career, tallying 15 points while going 6-for-9 from the floor, 2-for-2 from behind the arc. He was one of five Lobos to score in double figures including junior Chris McNeal (12), junior Anthony Mathis (12), senior Antino Jackson (11) and senior Joe Furstinger (10).

The Lobos have had five or more players score in double digits in five games this season.

Furstinger just missed another double-double, posting 10 points and a game-high nine rebounds. He did, however, post his sixth straight game scoring in double figures, collect a career-best five steals, drilling his third career 3-pointer and adding four assists and two blocks to his stat line.

Mathis and junior Jachai Simmons each notched a career-high in rebounds, bringing down six and four, respectively.

As a team, the Lobos outshot the Spartans 46.7 percent to 31.8 percent and went 13-for-36 from behind the arc (36.1 percent) compared to 3-for-11 (27.3 percent) for SJSU. The last time the Lobos held an opponent to less than 35 percent from the floor was on March 4, 2017 against San Diego State (31.5 percent).

"I thought we played much better defense and were able to get some stops, particularly at the start of both halves," head coach Paul Weir said. "We were a little more contained and a little more control-oriented."

"On the defensive end, we worked really hard to keep the ball out of the post."

The Lobos entered Saturday night's contest ranked 15th in the nation in both turnover margin (4.6) and turnovers forced (17.56) and did not disappoint in the categories against SJSU. UNM forced 20 turnovers and committed just six, a season-low for the Lobos. UNM accumulated 28 points off of turnovers compared to just one point for SJSU.

"Generating turnovers is great we've done a great job of that this year," Weir said. "It's completing it on the other end and getting points out of (turnovers) that we need. Tonight was probably one of the first nights that we were able to do that almost all season."

The Spartans' 47 points marks a season low for a Lobo opponent. SJSU tallied 23 points in the first half and 24 in the second, marking the second- and third-lowest allowed by the Lobos in a half this season.

The Lobos got out to as much as a 12-point lead, 18-6, in just the first 8:13, posting an 11-0 run over 1:24 that included back-to-back 3-pointers by Jackson and another from Maluach.

SJSU responded with a 7-0 run of their own to pull the game back within five, 18-10 and again 20-15 with 7:47 left in the first half.

From there, the Lobos took off and never looked back, getting back out to a double-digit lead with 3:29 left in the half, never relinquishing it.

McNeal put the Lobos up by 16 at the half, 39-23, and the Lobos continued to build in the second, allowing the Spartans no closer than 20 points over the final 16:54 of the game. UNM's largest lead of the game, 35, came with 37 seconds left on the clock on a dunk by Simmons, assisted by redshirt-junior Mike Mondragon. Mondragon also scored his first career points in his two minutes on the floor.

The Lobos will remain at home as they take on Wyoming on Wednesday, Jan. 10 in Dreamstyle Arena at 7 p.m. The game will be broadcast on the Mountain West Network.

## Game #17

### San Jose State 47 • 3-12 0-4 MW

#	Player	Total		3-Ptr		Rebounds		PF	TP	A	TO	Bk	Stl	Min
		FG	FGA	FG	FGA	FT	FTA							
05	FURSTINGER, Joe	7	23	0	0	0	3	4	0	4	1	1	1	14
32	WELAGE, Ryan	6	19	2	4	3	3	4	7	2	17	2	5	0
41	CHASTAIN, Ashtin	2	6	0	1	4	3	4	7	5	0	0	0	24
10	NICHOLS, Isaiah	1	5	0	3	0	0	4	2	3	1	0	1	26
20	BAUHMANN, Noah	1	3	1	2	0	0	1	2	0	3	4	0	23
02	CARLISLE, Nai	3	2	0	0	0	0	0	0	4	0	1	0	13
12	SIMMONS, Caleb	0	0	0	0	2	4	0	1	1	2	2	0	9
13	BARRY, Oumar	0	0	0	0	1	2	4	3	1	0	0	0	16
23	MITCHELL, Brandon	0	3	0	1	0	1	1	1	1	2	1	0	15
28	HILLSMAN, Jaycee	0	2	0	1	9	11	1	2	9	1	0	0	23
Team		2	1	3	7	0	2	2						
Totals		14	44	3	11	16	24	10	34	19	47	7	20	1

FG % 1st Half: 7-23 30.4% 2nd half: 7-21 33.3% Game: 14-44 31.8%  
3FG % 1st Half: 2-5 40.0% 2nd half: 1-6 16.7% Game: 3-11 27.3%  
FT % 1st Half: 7-11 63.6% 2nd half: 9-13 69.2% Game: 16-24 66.7%

### New Mexico 80 • 7-10 2-2 MW

#	Player	Total		3-Ptr		Rebounds		PF	TP	A	TO	Bk	Stl	Min
		FG	FGA	FG	FGA	FT	FTA							
05	FURSTINGER, Joe	7	3	1	2	3	4	1	8	9	3	10	4	1
14	KUIPER, Dane	1	9	1	8	1	2	0	1	1	3	4	0	2
03	JACKSON, Antino	7	2	0	0	2	5	2	3	5	2	6	1	0
04	JACKSON, Antino	4	6	3	5	0	0	0	0	4	11	7	2	0
32	MATHIS, Anthony	4	10	2	8	2	2	1	5	6	4	1	0	0
01	MCNEAL, Chris	4	11	2	8	0	1	0	1	12	4	2	0	32
04	MONDRAGON, Mike	1	1	0	1	0	0	0	0	2	1	0	0	2
10	MALUACH, Makuach	6	9	2	2	1	2	3	4	4	15	1	0	1
11	SIMMONS, Jachai	3	5	2	3	0	1	4	1	8	1	0	0	1
Team		2	6	2	4	0	2	2						
Totals		28	60	13	36	11	19	12	22	34	21	80	23	6

FG % 1st Half: 14-33 42.4% 2nd half: 14-27 51.9% Game: 28-60 46.7%  
3FG % 1st Half: 5-18 27.8% 2nd half: 8-18 44.4% Game: 13-36 36.1%  
FT % 1st Half: 6-8 75.0% 2nd half: 5-11 45.5% Game: 11-19 57.9%

Officials: Michael Greenstein, Michael Irving, Rick O'Neill  
Technical fouls: San Jose State-None. New Mexico-None.  
Attendance: 10799

Score by periods	1st	2nd	Total
San Jose State	23	24	47
New Mexico	39	41	80

Last FG - SJ 2nd-00:21, NM 2nd-00:37.  
Largest lead - SJ 21-18:50, NM by 35 2nd-00:37.  
SJ led for 00:15, NM led for 37:34. Game was tied for 02:11.

Points	In	Off	2nd	Fast
12	1	4	0	16
NM	30	28	4	20

Score tied - 1 time.  
Lead changed - 1 time.

## Game 18 - New Mexico 75, Wyoming 66

Jan. 10, 2018 | Dreamstyle Arena

Lobos Win Second Straight, Topple Wyoming 75-66

**ALBUQUERQUE, N.M.** --- Behind a season-high 20 points from senior Antino Jackson and senior Joe Furstinger's fifth double-double of the season, The University of New Mexico men's basketball team posted a 75-66 victory over Wyoming in Dreamstyle Arena - The Pit on Wednesday night.

New Mexico (8-10, 3-2 MW) claimed its second consecutive win after a 33-point rout of San José State on Saturday. The Cowboys (11-6, 2-2 MW) dropped their second conference game of the season after taking down (RV) Boise State in overtime on Saturday at home.

The Lobos trailed by five at the half, 32-27, but rallied in the second for a comeback victory. Prior to Wednesday's matchup, UNM was 0-9 when trailing at the half while Wyoming was 6-0 when leading.

Four Lobos scored in double figures on the night including Jackson with his most as a Lobo (20), Furstinger (17), freshman Makuach Maluach (17) and junior Anthony Mathis (16). Junior Chris McNeal also added five points on the night.

"These guys, they defy logic. I don't want to get too emotional or too prideful or whatever, but this is amazing of a group as I've ever been around," head coach Paul Weir said. "To win a game like this tonight against a team that has beaten the best teams in our league, this is big for us."

The Lobos shot 46.0 percent from the field, including 41.7 percent from behind the arc and 76.0 percent from the free-throw line. Jackson led the squad firing at a clip of 58.3 percent (7-9), 57.1 percent (4-7) from three while adding four assists and season-best four steals.

Maluach put the Lobos on the board with a jumper in the first minute of play, and UNM took a 7-2 lead with a Furstinger three and Maluach layup. The Cowboys answered with a 7-0 run to lead the Lobos 9-7 with 15:16 left in the first half.

Jackson hit back-to-back threes to put the Lobos ahead 13-11, followed by a Mathis three to extend the lead to five, 16-11, with 12:10 left in the half.

Wyoming went on another burst, posting an 8-0 run midway through the half to take a 23-18 lead with 7:47 on the clock. The Lobos traded baskets with the Cowboys on a pair of Maluach free throws and a Mathis three-pointer to keep the margin at five, trailing 28-23 with 3:02 to go.

The Lobos closed the Cowboy lead to three, 30-27, with a Jackson layup, but a Wyoming bucket at the end of the half left UNM down five at the break.



# 2017-18 BOX SCORES AND RECAPS

## Game 19 - New Mexico 80, Fresno State 86

Jan. 13, 2018 | Save Mart Center

### Pair Scores Career-High, Lobos Nipped by Fresno State

FRESNO, CALIF. --- Despite career-high scoring performances from true freshman Makuach Maluach and junior Anthony Mathis, The University of New Mexico men's basketball team fell by a nine-point margin, 89-80, on the road at Fresno State on Saturday night.

The Lobos (8-11, 3-3 MW) had three players score in double digits as they blasted their way back from a 14-point deficit in the first half. UNM trailed by just two at halftime, 42-40, and led by five with 10:14 left in the second half, but a late Bulldog run put Fresno State ahead for good in the final eight minutes.

The score was tied 11 times and the lead changed nine times throughout Saturday night's matchup.

New Mexico fired at a clip of 51.9 percent (28-54) on the night, just the third time this season that the Lobos have shot over 50 percent and the first time they have lost when doing so. Fresno State (13-6, 3-3 MW), however, shot an arena-record 65.3 percent from the floor, and a program-record 75 percent (9-12) from three.

"To spot a team like that 27 points (nine threes) on the road, it's going to be really hard to come back from," head coach Paul Weir said. "I just think it opened up the rest of the game. When you shoot the ball like that, you're a really tough team to guard. They just didn't miss out there."

"Their size, their strength, their overall athleticism just really wore us."

Maluach led the Lobos with 21 points on the night followed by Mathis who notched 18. Junior Chris McNeal also contributed double digits, tallying 16 points, his most since UNM's contest vs. Maryland on Nov. 25 and his fourth highest point total as a Lobo.

Mathis went 6-for-9 from the floor including 4-for-6 from three while Maluach was 8-for-15 overall, 5-for-5 from the charity stripe.

Senior Joe Furstinger neared another double-double, but fell short of his seventh straight game scoring in double digits. He registered eight points and eight rebounds as UNM's next leading scorer.

Senior Antino Jackson added seven points while leading UNM in assists (5) and steals (3).

The Lobos drilled the first shot of the game on a Dane Kuiper three before Fresno State went on a 14-0 run to take an 11-point lead at the 14:58 mark. The Bulldogs extended it to 14, their largest lead of the game, with 11 minutes left in the half before UNM began to whittle it away.

The Lobos went into the bonus with 8:18 left and eventually closed the gap to four on a Maluach layup at the 2:29 mark, 38-34. After a Bulldog layup, Furstinger hit a jumper followed by a pair of Maluach free throws to make it 40-38 with 1:06 left. McNeal hit a layup to tie it with 28 seconds left, 40-40.

A quick jumper with four seconds left put UNM down by two at the half, 42-40.

Maluach scored eight points in the first half and added nine in just the first six minutes of the second. The Lobos claimed a five-point lead 64-59 with 10:14 left on a Jackson 3-pointer and another Maluach layup before Fresno State tied the game for the 11th time at the 8:40 mark, 66-66.

Following the tie, the Bulldogs began to slowly pull away, going on a 12-0 run to take a 78-66 advantage. The Lobos would get no closer than seven the rest of the way.

UNM will remain on the road, traveling to UNLV on Wednesday, Jan. 17 to take on the Runnin' Rebels on ESPN3 at 8 p.m. MT.

## Game 20 - New Mexico 85, UNLV 81

Jan. 17, 2018 | Thomas & Mack Center

### Lobos Come Back for Road Win, Down UNLV 85-81

LAS VEGAS, NEV. --- Six Lobos scored in double digits on Wednesday night, leading The University of New Mexico men's basketball team to an 85-81 comeback victory over UNLV on the road. The win marks UNM's first on the road this season.

"To get a road win, for us is enormous and against a team of this caliber, a top-100 team, it's growth for us," head coach Paul Weir said. "There's a lot of reasons why these things shouldn't be happening, but we're not asking that in that locker room. We're just doing everything we can to make this team the best it can be."

The Lobos improve to 9-11, 4-3 MW with the victory while UNLV falls to 13-5, 2-3 in league play. UNM also claims

After falling behind by as many as 11 points with just 6:48 remaining in the second half, the Lobos executed a 13-3 run over two minutes to reduce the UNLV lead to just one, 70-69, with 4:22 left.

The Runnin' Rebels extended their lead back to five with 3:26 left, again with 2:14 left and yet again with 1:15 remaining on the clock on a three-pointer from UNLV's Jovan Mooring.

Sharp-shooting Lobo junior Anthony Mathis, who is firing at an outstanding clip of 45.2 percent from behind the arc on the season, responded with a clutch 4-point play, sinking a 3-pointer and a free throw to make it 81-80 with 1:07 left.

With 40 seconds left, Mooring attempted a three that would have put UNLV up four, but missed and Coach Weir followed with a timeout after the clock had reduced to just 27 seconds.

The Lobos needed just two points to claim the lead out of the timeout, burning 16 seconds looking for the right shot. With 11 seconds left, Mathis boldly drilled another three to give the Lobos a two-point advantage, 83-81.

UNLV stopped the clock with a foul and senior Joe Furstinger knocked in his seventh and eighth consecutive three throws with three seconds left on the clock for the 85-81 victory.

UNM was led once again by freshman Makuach Maluach who netted 19 points followed by senior Antino Jackson who tallied 17 and added five assists and four rebounds. Jackson finished 3-for-7 from 3-point land and went 4-for-4 from the free throw line.

Furstinger collected 14 points and nine rebounds - just missing his sixth double-double of the season. Mathis also added 14 points for UNM, going 3-for-9 from three and 3-for-3 from the charity stripe.

Junior Dane Kuiper racked up 10 points for his sixth time finishing in double figures this season, he also finished second on the team with five rebounds. Freshman Vladimir Pinchuk also tallied 10 points for just his second career game in double digits.

For the fourth straight game, just nine Lobos suited up for the contest, including walkon Mike Mondragon. Mondragon played a career-high four minutes.

"These guys are locked in," Weir said. "They're giving it everything they've got and I'm just really happy for them that they get to feel the feeling of a good road win together."

As a team, the Lobos shot 43.8 percent from the field compared to 48.4 percent for UNLV. The Lobos were also outrebounced 40-34, but UNLV went just 15.4 percent from behind the arc compared to UNM's 38.5 percent.

Despite the late UNLV 11-point advantage, the score was tied 10 times during the contest including five lead changes. UNLV outscored UNM 54-34 in the paint and 18-2 on the fast break. The Lobos outscored the Runnin' Rebels 13-12 off of turnovers and 25-18 in bench points.

The Lobos return home on Saturday, Jan. 20 as they take on San Diego State on CBS SportsNet 5 p.m. MT. Saturday's game will also mark UNM's Domestic Violence Awareness Game during which fans can get \$10 tickets (bench rows 1-10) for arriving in purple (the designated color for domestic violence awareness).

## Game #19

### New Mexico 80 • 8-11, 3-3 MW

#	Player	F	Total		3-Ptr		Rebounds		PF	TP	A	TO	Blk	Stl	Min
			FG	FGA	FG	FGA	FT	FTA							
14	KUIPER, Dane	2	2-6	2-6	0-0	0-0	3-3	3-3	6	3	1	0	0	0	27
15	PINCHUK, Vladimir	1	2-2	0-0	2-2	1-1	1-2	1-4	0	0	0	0	0	0	11
03	JACKSON, Antino	3	5-5	1-3	0-0	0-1	1-1	7-5	5	5	0	3	25		
03	MALUACH, Makuach	8	15-0	4-5	0-5	0-3	3-5	21-1	1	0	0	0	34		
32	MATHIS, Anthony	6	9-4	6-2	2-2	1-1	2-5	18-1	0	0	2	33			
05	MCNEAL, Chris	4	9-1	5-7	8-0	0-0	0-0	4-16	2	0	0	1	25		
05	FURSTINGER, Joe	4	7-0	0-0	2-2	1-7	8-1	3-2	2	2	0	31			
11	SIMMONS, Jachai	0	1-1	0-0	0-0	0-2	2-2	0-2	1	0	2	0	14		
Team															
Totals		28	54-8	25-16	19-4	20-24	22-80	17-10	2	17	2	6	200		
FG % 1st Half:		14-27	51.9%		2nd half:		14-27	51.9%		Game:		28-54	51.9%		Deadball Rebounds 1
3FG % 1st Half:		4-13	30.8%		2nd half:		4-12	33.3%		Game:		8-25	32.0%		
FT % 1st Half:		8-9	88.9%		2nd half:		8-10	80.0%		Game:		16-19	84.2%		

### Fresno State 89 • 13-6, 3-3 MW

#	Player	Total		3-Ptr		Rebounds		PF	TP	A	TO	Blk	Stl	Min
		FG	FGA	FG	FGA	FT	FTA							
11	WILLIAMS, Bryson	7-9	0-0	1-1	0-4	4-3	15-3	3	15	3	0	0	0	35
20	BITTNER, Sam	1-2	1-1	0-0	1-2	1	2	3	2	3	0	1	0	19
01	HOPKINS, Jaron	6-11	0-0	1-2	1-8	9-1	13	4	2	1	0	1	0	34
01	TAYLOR, Deshon	5-9	3-5	9-12	0-4	4-22	4-3	0	1	1	26	0	0	34
21	BOWLES, Ray	4-4	1-1	5-8	0-1	1-4	14-2	1	0	1	26	0	0	24
05	TAYLOR, Jahmel	6-7	4-5	0-1	0-0	0-1	16-1	0	0	0	34	0	0	24
32	GRIMES, Nate	0-0	0-0	0-0	5-5	4-0	0-0	2	0	2	0	0	0	15
34	CARTER II, Terrell	3-7	0-0	0-0	0-0	4-6	0-1	0	1	0	1	0	0	13
Team														
Totals		32-49	9-12	16-24	2-24	26-21	89-16	9	4	3	200			
FG % 1st Half:		18-26	69.2%	2nd half:	14-23	60.9%	Game:	32-49	65.3%					Deadball Rebounds 3
3FG % 1st Half:		4-6	66.7%	2nd half:	5-6	83.3%	Game:	9-12	75.0%					
FT % 1st Half:		2-3	66.7%	2nd half:	14-21	66.7%	Game:	16-24	66.7%					

Officials: Mike Scogghers, Tommy Nunez, Ruben Ramos  
Technical fouls: New Mexico-None, Fresno State-None.  
Attendance: 6244

Score by periods	1st	2nd	Total
New Mexico	40	40	80
Fresno State	42	47	89

Last FG - NM 2nd-00:40, Fresno 2nd-00:56.  
Largest lead - NM by 5 2nd-10:14, FS by 14 1st-12:31.  
NM led for 04:03, FS led for 29:27. Game was tied for 06:30.

Score by periods	1st	2nd	Total
New Mexico	35	50	85
UNLV	35	46	81

Last FG - NM 2nd-00:11, UNLV 2nd-01:15.  
Largest lead - NM by 7 1st-12:02, UNLV by 11 2nd-06:48.  
NM led for 17:58, UNLV led for 17:27. Game was tied for 04:33.

## Game #20

### New Mexico 85 • 9-11, 4-3

#	Player	Total		3-Ptr		Rebounds		PF	TP	A	TO	Blk	Stl	Min
		FG	FGA	FG	FGA	FT	FTA							
15	MALUACH, Makuach	7-12	2-3	3-4	2-1	3-5	19-1	0	0	0	19			
11	SIMMONS, Jachai	0-0	0-0	0-0	0-2	2-2	0-0	0	0	0	2	14		
15	PINCHUK, Vladimir	5-5	0-0	0-1	0-3	3-1	10-0	0	0	0	25			
03	JACKSON, Antino	5-15	3-7	4-4	1-3	4-10	7-5	5	5	0	23			
32	MATHIS, Anthony	4-12	3-9	3-3	0-2	3-14	1-0	0	0	0	29			
01	MCNEAL, Chris	0-4	0-2	1-2	0-3	3-1	0-2	0	0	0	18			
06	MONDRAGON, Mike	0-0	0-0	0-0	0-0	1-0	0-0	2	0	0	4			
05	FURSTINGER, Joe	3-8	0-1	8-8	3-6	9-4	14-1	4	14	1	31			
14	KUIPER, Dane	4-8	2-4	0-0	0-3	2-5	4-10	1	1	1	1	1	1	26
Team														
Totals		28-64	10-26	19-22	11-23	34-20	85-12	11	1	5	200			
FG % 1st Half: 12-30		40.0%		2nd half: 16-34		47.1%		Game: 28-64						Deadball Rebounds 1
3FG % 1st Half: 2-9		22.2%		2nd half: 8-17		47.1%		Game: 10-26						
FT % 1st Half: 9-10		90.0%		2nd half: 10-12		83.3%		Game: 19-22						

### UNLV 81 • 13-5, 2-3

#	Player	FG	FGA	3-PT	FT	FTA	Rebounds	PF	TP	A	TO	Blk	Stl	Min			
10	JUJSTON, Shakur	7	10	0	0	0	10	14	3	TP	4	2	3	0	36		
44	MCCOY, Brandon	4	10	0	1	1	3	3	6	4	9	0	1	1	0	19	
01	CLYBURN, Kris	1	18	0	5	1	6	3	1	4	2	3	4	4	1	31	
04	JOHNSON, Jordan	5	12	1	2	8	8	2	2	3	19	5	1	0	1	31	
20	MOORING, Jovan	6	12	0	4	5	7	0	2	1	18	2	0	1	34		
03	HARDY, Amauri	2	5	0	1	2	3	1	0	1	6	3	0	0	1	24	
11	DEMELLE, Cheickna	1	1	0	0	1	2	1	1	2	3	1	0	0	0	5	
34	BECK, Tervell	0	0	0	0	0	1	1	1	0	1	0	0	0	0	4	
34	DIONG, Chelikh Mbakke	4	4	0	0	1	1	6	4	9	0	1	4	2	16		
	Team						1	2									
Totals		30	62	2	13	19	30	13	27	40	20	81	18	12	17	5	200
FG % 1st Half: 14-32		43.8%		2nd half: 16-30		53.3%		Game: 30-62		48.4%							Dezobrien
3PT % 1st Half: 0-3		0.0%		2nd half: 2-6		33.3%		Game: 2-13		15.4%							Rebounds
FT % 1st Half: 1-2		50.0%		2nd half: 1-2		50.0%		Game: 1-2		50.0%							PF

# 2017-18 BOX SCORES AND RECAPS

## Game 22 - New Mexico 80, Colorado State 65 Jan. 27, 2018 | Dreamstyle Arena - The Pit

### Three In a Row, Lobos Take Down Rams 80-65

ALBUQUERQUE, N.M. --- The University of New Mexico men's basketball team (11-11, 6-3 MW) forced 23 turnovers and racked up 13 3-pointers en route to its third-straight victory on Saturday night at Dreamstyle Arena - The Pit. The Lobos dominated the visiting Colorado State Rams (10-13, 3-7 MW) by a score of 80-65 to claim a solo third place in the Mountain West.

Four Lobos led the squad scoring in double figures including senior Joe Furstinger (13), junior Anthony Mathis (13) and senior Antino Jackson (12). Junior Troy Simons was the fourth double-digit scorer on the night, also posting a team-best 13 points in his return back to the court. Simons has not played in the last five games for UNM.

Jackson added a season-high 11 assists to his 13 points for UNM's second point-assist double-double of the season. Junior Chris McNeal tallied one in the first game of the season against Northern N.M., which marked the first for a Lobo since March 2, 2014.

"I thought this was a gritty game from the standpoint of 'this was a very easy let-up game' that we could have lost, and I'm proud of the guys for working through and getting a win," head coach Paul Weir said. "But I thought we slipped a little this week. I thought we were a little comfortable all the way around ... we didn't have the same edge. I thought that showed up a little bit tonight and we have to get that back every night."

The Lobos got the scoring started nearly a minute and a half into the game with a jumper by freshman Vladimir Pinchuk, followed closely by back-to-back layups from CSU's Che Bob and Furstinger to make it 4-2 UNM. Another Ram layup tied it for the second time, 4-4, at the 17:24 mark before Mathis drained his first of four 3-pointers to put UNM ahead - and the Lobos never looked back.

UNM worked to extend its lead to 15, 30-15, by the 8:32 mark on a Simons three before a CSU 10-2 run closed the Lobo lead back to seven, 32-25 with 5:05 left to play in the first half.

Colorado State got as close as six, 38-32, in the final stretch of the first half on a jumper by Deion James with 1:34 left. The Lobos finished the half on a 6-0 run that included a three for Simons and a last-second 3-pointer from Mathis for a 12-point halftime advantage.

Despite leading 44-32 at the half, the Lobos were outrebounded 16-8 in the first 20 minutes. UNM did however outshoot CSU 55.2-54.2 percent from the field and had a 12-2 advantage in turnovers at the break.

In the second half, Colorado State battled back, cutting the Lobo lead to six twice before closing the gap to five points with 9:02 left, 53-48. The Lobos went off on a 11-2 run to reclaim their double-digit lead, 64-50 and did not again allow the lead to dip below 10 points.

Furstinger sealed the Rams' fate with a dunk with 17 seconds left for the 80-65 final. He has been the last Lobo to score in each of UNM's last three victories, icing both comeback victories over UNLV and SDSU with a pair of free throws.

"Yeah, I mean it's always nice going on a little winning streak, but we're still not satisfied," Furstinger said. "We've still got to come out every night and compete with whatever team we play."

UNM dominated possession of the game, coming away with a 23-7 advantage in turnovers while posting nine steals to just four for CSU. Despite the double-digit win, the Lobos were outshot in each category (53.1-51.9% FG, 50.0-38.2% 3FG, 80.0-73.3% FT) and outscored in the paint 38-30. UNM did capitalize on its turnovers, scoring 30 points to just six for CSU off of turnovers. The Lobo bench also outscored that of the Rams 33-11.

The Lobos hit the road for their next two contests as they continue conference play at Utah State on Wednesday, Jan. 31 and again on Saturday, Feb. 3 at San José State. Wednesday's game at Utah State will air on the Mountain West Network at 7 p.m. MT.

## Game #22

### Colorado State 65 • 10-13, 3-7 MW

#	Player	Total		3-Pr		Rebounds		PF	TP	A	TO	Bk	Stl	Min
		FG	FGA	FT	FTA	Off	Def							
10	BOB, Che	4-5	1-1	0-0	0-0	1	1	2	9	1	3	0	2	32
12	JAMES, Deion	8-15	0-0	1-2	6	3	9	2	17	1	5	1	1	26
13	MITCHELL, Raquan	3-10	2-6	0-0	0	3	3	2	8	2	2	0	0	40
15	BONNER, Anthony	2-5	0-0	2-2	0	3	4	6	2	3	1	0	1	27
16	KUPPER, Dane	5-7	0-0	4-4	8	7	15	4	14	2	4	1	0	31
18	JENKINS, Lorenzo	2-5	2-3	0-0	0	2	2	3	6	1	4	0	0	20
14	BERWICK, Robbie	2-2	0-0	1-2	0	0	0	1	5	2	0	0	0	18
21	RYAN, Logan	0-0	0-0	0-0	0	0	1	0	0	0	0	0	0	6
Team						1		2						
Totals		26-49	5-10	8-10	15	20	35	19	65	11	23	2	4	200
FG % 1st Half:		13-24	54.2%	2nd half:	13-25	52.0%	Game:		26-49	53.1%	Deadball			
3FG % 1st Half:		4-6	66.7%	2nd half:	1-4	25.0%	Game:		5-10	50.0%	Rebounds			
FT % 1st Half:		2-2	100.0	2nd half:	6-8	75.0%	Game:		8-10	80.0%				

### New Mexico 80 • 11-11, 6-3 MW

#	Player	Total		3-Pr		Rebounds		PF	TP	A	TO	Bk	Stl	Min
		FG	FGA	FT	FTA	Off	Def							
10	FURSTINGER, Joe	6-9	0-1	1-2	1	3	4	1	13	2	1	1	2	33
15	PINCHUK, Vladimir	3-5	0-0	1-2	1	0	1	2	7	0	1	1	0	17
01	JACKSON, Antino	4-8	2-6	2-2	0	0	0	2	12	11	1	0	2	28
14	KUPPER, Dane	0-3	0-3	2-2	0	1	1	2	4	0	2	0	0	25
12	MATHIS, Anthony	4-9	4-9	1-2	1	1	2	3	13	0	0	0	0	26
01	MCNEAL, Chris	1-5	1-4	0-0	0	1	1	0	3	1	0	0	1	15
10	MALUACH, Makuach	3-5	1-3	2-2	1	2	3	2	9	3	3	0	0	20
11	SIMONS, Jachai	3-4	2-3	0-0	0	0	0	1	8	1	0	0	0	9
13	SIMONS, Troy	4-6	3-5	2-2	1	0	1	0	13	1	0	0	4	17
Team						2		1						
Totals		28-54	13-34	11-15	17	8	15	13	80	23	7	4	9	200
FG % 1st Half:		16-29	55.2%	2nd half:	12-25	48.0%	Game:		28-54	51.9%	Deadball			
3FG % 1st Half:		6-18	44.4%	2nd half:	5-16	31.3%	Game:		13-34	38.2%	Rebounds			
FT % 1st Half:		4-6	66.7%	2nd half:	7-9	77.8%	Game:		11-15	73.3%				

Officials: Randy McCall, Shawn Lehing, Ryan McDaniel  
Technical fouls: Colorado State-MITCHELL, Raquan. New Mexico-TEAM.  
Attendance: 12438

Score by periods			
1st	2nd	Total	
Colorado State	33	65	
New Mexico	44	80	

Last FG - CSU 2nd-01:24, NM 2nd-00:17.  
Largest lead - CSU None, NM by 15, 1st-08:32.  
CSU led for 00:00, NM led for 36:05. Game was tied for 01:55.

## Game 23 - New Mexico 80, Utah State 89 Jan. 31, 2018 | Dee Glen Smith Spectrum

### Short-Handed Lobos Edged at Utah State

LOGAN, UTAH --- Despite dressing just seven players on Wednesday night, The University of New Mexico men's basketball team (11-12, 6-4 MW) closed a 15-point deficit to just three with one minute left before falling 89-80 on the road at Utah State (13-11, 6-5 MW). Four players saw 34 minutes or more on the floor to tie or set personal-highs for most minutes in a game.

Junior Anthony Mathis paced the Lobos in the near-comeback with a career-high 25 points in his career-high 36 minutes, followed by junior Chris McNeal with 21 points in his season-high 36 minutes. McNeal's 21 points marked his third time this season scoring 20+ points and his most points in a game since he scored 29 in the fourth game of the season against Tennessee Tech.

Senior Joe Furstinger played nearly the entire 40 minutes, tallying six points, nine rebounds, six assists, three blocks and one steal. Freshman Makuach Maluach was the third Lobo to register double figures, collecting 15 points, while finishing second on the team in rebounds with six.

"Unfortunately we just couldn't get any stops tonight...I'm disappointed we lost. I felt like we had a chance to win the game. We were not very good mentally tonight," head coach Paul Weir said. "I don't know if that was the distractions of guys not being here, I don't believe it's fatigue, but maybe it could have been.

"We're disappointed, we have to get better, we'll worry about some of the other distractions but we just made a lot of mental errors we can't make to win a basketball game like this and that's what's disappointing - there are no moral victories."

It was a game of stretches in Logan as both teams traded significant runs in the final 10 minutes of the match. Utah State led the majority of the game and built a 15-point lead at the 10:25 mark until a resilient, understarved UNM squad rallied back, pulling out a 9-0 run that included back-to-back threes from Mathis and junior Troy Simons to make it a six-point game, 70-64, with eight minutes to play.

The Aggies responded with a 9-0 run of their own, increasing the lead back to 15, 79-64 with 5:28 left on the clock.

The Lobos made a mad dash for the win over the ensuing four minutes, going on a 16-4 run that included a trio of Mathis 3-pointers and was capped by a triumphant Simons dunk to make it a three-point game, 83-80, with 1:03 left. Mathis went 6-for-10 from three on the night.

USU's Quinn Taylor hit a layup to make it a five-point game, 85-80, with 32 seconds left but Mathis racked up his fifth foul on the play, putting Taylor at the line for the and-one that put Utah State up six.

Another pair of Lobo fouls over the final 27 seconds added four more free throws from the Aggies for the 89-80 final.

On the night, the Lobos shot 48.3 percent from the field, normally enough for the victory as UNM entered the game 8-2 when shooting between 40-49.9 percent. Utah State fired at a clip of 56.4 percent, however, going 31-of-55 from the floor. Both teams scored 13 3-pointers as the Lobos finished 13-for-28 (46.4%) and the Aggies connected on 13-of-24 (54.2%).

The Lobos forced 13 turnovers and committed just 10 but were outrebounded 32-25.

Leading the Aggies was sophomore guard Koby McEwen who scored a career-high 31 points to go along with 13 rebounds. He went 10-of-15 from the floor including 6-of-8 from 3-point range and a perfect 5-for-5 from the free throw line. He led four Aggies in double figures. McEwen played all 40 minutes for Utah State as the team fielded just eight players on the court on the night.

The Lobos return to Albuquerque for just a day before hitting the road again, this time to San José State on Saturday, February 3 at 4 p.m. MT. The game will air live on AT&T SportsNet.

## Game #23

### New Mexico 80 • 11-12, 6-4 MW

#	Player	Total		3-Ptr		Rebounds		PF	TP	A	TO	Bk	Stl	Min	
		FG	FGA	FT	FTA	Off	Def								
05	FURSTINGER, Joe	7	3-6	0-0	0-0	4	5	2	6	0	3	1	1	40-	
14	KUPPER, Dane	1	0-3	0-3	4-4	2	2	2	5	1	1	0	1	27	
01	MCNEAL, Chris	8	8-15	3-6	2-2	0	2	2	2	21	3	1	0	36	
10	MALUACH, Makuach	6	6-9	2-3	1-1	2	4	6	2	15	2	3	0	34	
12	MATHIS, Anthony	8	8-13	6-10	3-3	0	2	2	5	25	5	3	0	36	
01	MONDRAON, Mike	0	0-0	0-0	0-0	0	0	0	0	0	0	0	0	2	
13	SIMONS, Troy	3	3-11	2-6	0-0	1	2	3	8	1	2	0	1	25	
Team						1		2							
Totals		29	29-60	13-28	9-10	8	17	25	16	80	18	10	3	4	200
FG % 1st Half: 13-35 37.1% 2nd half: 16-25 64.0% Game: 29-60 48.3% Deadball															
3FG % 1st Half: 5-17 29.4% 2nd half: 8-11 72.7% Game: 13-28 46.4% Rebounds															
FT % 1st Half: 4-4 100.0% 2nd half: 5-6 83.3% Game: 9-10 90.0%															

### Utah State 89 • 13-11, 6-5 MW

#	Player	Total		3-Pr		Rebounds		PF	TP	A	TO	Bk	Stl	Min
		FG	FGA	FT	FTA	Off	Def							
10	TAYLOR, Quinn	7-9	0-0	1-2	4	1	5	3	15	0	1	1	1	32
05	BROWN JR., Dwayne	6-13	3-5	0-0	2	3	5	1	15	2	1	1	3	34
01	MCNEAL, Koby	10-15	6-8	5-5	0	13	3	2	31	6	5	0	0	40
03	MERRILL, Sam	5-9	3-6	5-6	0	3	3	2	18	3	2	0	0	35
24	BRITO, Diego	2-5	0-2	2-2	1	2	3	0	6	3	2	1	0	38
04	AINGE, Crew	0-0	0-0	0-0	0	0	0	0	0	1	1	0	0	5
23	NICHOLS, Daron	1-4	1-3	1-2	1	0	1	4	4	0	0	0	0	13
30	PORTER, Abel	0-0	0-0	0-0	0	0	0	0	0	0	1	0	0	3
Team						1		2						
Totals		31-55	13-24	14-17	9	23	32	12	89	15	13	3	7	200
FG % 1st Half:		15-29	51.7%	2nd half:	16-26	61.5%	Game:		31-55	56.4%	Deadball			
3FG % 1st Half:		6-13	46.2%	2nd half:	7-11	63.6%	Game:		13-24	54.2%	Rebounds			
FT % 1st Half:		3-4	75.0%	2nd half:	11-13	84.6%	Game:		14-17	82.4%				

Officials: David Hall, Tony Padilla, Kevin Brink  
Technical fouls: New Mexico-None. Utah State-None.  
Attendance: 6345

Score by periods			
1st	2nd	Total	
New Mexico	35	45	
Utah State	39	50	89

Last FG - NM 2nd-01:03, USU 2nd-00:32.  
Largest lead - NM by 4, 1st-03:04, USU by 15, 2nd-12:19.  
NM led for 02:39, USU led for 36:10. Game was tied for 01:11.

## Game 24 - New Mexico 71, San José State 68 Feb. 3, 2018 | The Event Center

### Lobos

## Game 25 - New Mexico 71, Boise State 70 Feb. 6, 2018 | Dreamstyle Arena

### Lobos Drop Heartbreaker to (RV) Boise State, 73-71

ALBUQUERQUE, N.M. --- The University of New Mexico men's basketball team suffered a narrow 73-71 loss to (RV) Boise State after leading by as many as 13 points on Tuesday night in Dreamstyle Arena - The Pit. The Lobos led by six with 1:47 left but an 8-0 run by the Broncos over the final minute sealed the Lobo loss.

Boise State (20-4, 10-2 MW) led for just 2:34 the entire night while the Lobos (12-13, 7-5 MW) held the advantage for 36:28 before the final Bronco push.

"Their offensive rebounding really hurt us, and our offensive ineptitude really got us in the second half," head coach Paul Weir said. "We, unfortunately, turned the ball over at some really inopportune times, on some really basic plays."

"...Our defense really stepped up tonight and had a pretty good game, and our offense really let us down...We have to get better offensively, it was a rough night."

The Lobos ultimately outshot the Broncos 46.2 percent to 43.5 percent from the floor, but UNM had a commanding 55.2 percent to 39.3 percent advantage at the halfway mark. In the second half, Boise State roared back with a 47.1 shooting percentage while UNM shot just 34.8 percent from the field.

UNM dominated from behind the arc, connecting on 11 3-point attempts while the Broncos scored just four from 3-point land. Tuesday's contest marked the sixth straight game that the Lobos have scored 10 3-pointers or more, a feat which the squad has achieved 17 times this season. UNM also entered the game ranked seventh in the nation in 3-pointers made per game (11.0).

Junior Anthony Mathis led the Lobos in scoring with 17 points, going 4-for-6 from behind the arc, 5-for-10 from the floor, followed by classmate Dane Kuiper (11 points, 5 rebounds) and senior Antino Jackson (10 points, 3 assists). Senior Joe Furstinger collected eight points and seven rebounds along with a new career-high five blocks.

Mathis is riding a 12-game streak scoring in double figures.

The Lobos began the game with high energy in front of their home crowd of 11,357, getting out to an early four-point lead, 10-6. The early advantage was fueled by a quick eight points from Kuiper, who tallied a pair of threes and a jumper in the first 3:32 of the game.

Boise State called its first timeout when junior Chris McNeal hit a three to make it 19-14 and the Broncos came out of the timeout to tie it, 19-19. The Broncos called three of their four timeouts in the first half of the game.

With 6:24 left in the first half, Kuiper hit a jumper to put UNM up by three, 28-25. It was then that Mathis posted back-to-back 3-pointers to jump ahead by nine, followed by a pair of free throws for a 10-0 run, eight of which were off the fingertips of Mathis.

UNM went into the break with a commanding 11-point lead, 40-29, and was able to maintain at least a five-point advantage until the 5:12 mark in the second half when Boise State cut it to four. The teams went back-and-forth but the Lobos went up by seven on a pair of free throws from senior Antino Jackson with 3:03 left.

It was then that the Broncos turned up the gas, closing on a 10-2 run from there for the win.

The Lobos led with 53 seconds on the clock, 71-68, but after BSU standout Chandler Hutchison stole the ball from junior Troy Simons and followed it with a dunk, the Lobos found themselves up by just one, 71-70, with just 22 seconds left. A defeated-looking Lobo squad then took a timeout, committed a turnover, missed a 3-point and committed a foul, all within 11 seconds.

Hutchison hit a layup to take the lead 72-71 with 16 seconds left, and was followed with a free throw from Justinian Jessup to clinch the win with nine seconds on the clock.

The close, intense game finished in surprising fashion as both teams got into a scuffle following the expiration of the game clock.

Hutchison helped lead BSU with 23 points and 12 rebounds on the night after posting eight points and four rebounds in the first half. Chris Sengfelder was Boise State's leading scorer with 24 points to go along with eight rebounds.

The Lobos are set to return to action on Saturday, Feb. 10, as they travel to Air Force for a 2 p.m. contest to be aired live on ESPN3.

## Game #25

### Boise State 73 • 20-4, 10-2 MW

#	Player	Total			3-Ptr		Rebounds		PF	TP	A	TO	Blk	Stl	Min				
		FG	FGA	FT	FTA	Off	Def	Tot											
11	HANEY, Zach	2	10	0	1	4	4	3	7	1	8	0	2	0	27				
43	SENGFELDER, Chris	f	8	11	2	3	6	6	7	1	8	1	24	1	0	32			
42	WILLIAMS, Lexus	g	2	4	1	2	0	0	0	0	5	5	0	1	0	1	12		
03	JESSUP, Justinian	g	0	2	0	0	1	2	0	4	2	1	2	1	2	0	1	26	
15	HUTCHISON, Chandler	g	10	16	0	2	3	3	0	12	12	3	23	2	2	2	1	4	32
00	DICKINSON, Marcus	g	2	9	1	3	0	0	0	3	3	1	5	0	0	0	0	0	29
05	HARWELL, Malek	g	0	0	0	0	1	2	0	0	0	0	1	0	0	0	0	0	3
22	JARDINE, Casdon	g	0	1	0	1	0	0	0	0	0	0	0	0	0	0	0	0	1
33	WACKER, David	g	0	1	0	0	0	0	1	4	5	0	0	0	1	0	1	0	8
34	HOBBES, Alex	g	3	8	0	0	0	0	1	0	1	1	6	1	2	0	1	0	28
	Team								1	0	1								
	Totals		27	62	4	12	15	17	14	27	41	14	73	6	10	1	8	200	

FG % 1st Half: 11-28 39.3% 2nd half: 16-34 47.1% Game: 27-62 43.5% Deadball Rebounds 0.1

3FG % 1st Half: 1-7 14.3% 2nd half: 3-5 60.0% Game: 4-12 33.3%

FT % 1st Half: 6-6 100.0 2nd half: 9-11 81.8% Game: 15-17 88.2%

### New Mexico 71 • 12-13, 7-5 MW

#	Player	FG-FA	FG-FGA	FT-FTA	Off	Def	TP	PF	A	TO	Blk	Stl	Min	
05	FURSTINGER, Joe	3-6	0-0	2-2	0	7	7	2	8	2	1	5	37	
10	MALUACH, Makuach	2-5	0-0	1-2	0	0	0	5	5	0	1	0	11	
01	McNEAL, Chris	2-6	2-5	0-0	0	2	2	0	6	5	0	0	21	
14	KUIPER, Dane	4-6	2-4	1-2	0	5	5	0	11	1	1	0	23	
32	MATHIS, Anthony	5-10	4-6	3-4	0	0	0	1	17	1	1	0	29	
02	LOGWOOD, Sam	4-9	0-0	0-0	2	3	5	4	8	2	1	0	31	
03	JACKSON, Antino	2-7	2-6	4-4	0	2	2	1	10	3	4	0	21	
31	SIMONS, Troy	2-3	1-2	1-2	1	4	5	2	6	1	1	0	27	
	Team				0	0	0							
	Totals	24-52	11-23	12-16	3	23	26	15	71	15	11	6	8	200

FG 1st Half:	16-29	55.2%	2nd Half:	8-23	34.8%	Game:	24-52	46.2%	
3FG 1st Half:	6-14	42.9%	2nd Half:	5-9	55.6%	Game:	11-23	47.8%	Deadball
Reb 1st Half:	22	100	2nd Half:	22	100	Game:	44	100	Rebound

FG % 1st Half: 16-29 55.2% 2nd half: 8-23 34.8% Game: 24-52 46.2% Deadball Rebounds 1

3FG % 1st Half: 6-14 42.9% 2nd half: 5-9 55.6% Game: 11-23 47.8%

FT % 1st Half: 2-2 100.0 2nd half: 10-14 71.4% Game: 12-16 75.0%

Officials: John Higgins, Randy McCall, Mike Scophers

Technical fouls: Boise State-WILLIAMS, Lexus, New Mexico-None.

Attendance: 11,357

Score by periods	1st	2nd	Total
Boise State	29	44	73
New Mexico	40	31	71

Last FG - BSU 07:20-00:34, NM 07:20-00:51.

Largest lead - BSU by 13 07:20-00:34, NM by 13 01:01-42.

BSU led for 11:47, NM led for 36:28. Game was tied for 01:45.

Score tied - 3 times.  
Lead changed - 4 times.

Score by periods	1st	2nd	Total
New Mexico	53	19	72
Air Force	46	54	100

## Game 26 - New Mexico 92, Air Force 100 Feb. 10, 2018 | Clune Arena

### Maluach Scores 26, Lobos Outpaced by AF, 100-92

USAF, COLO. --- Despite registering its highest point total since Nov. 21 against Tennessee Tech, The University of New Mexico men's basketball team was outpaced by the Air Force Falcons on Saturday afternoon by a final score of 100-92. Six Lobos scored in double figures including a career-high 26 points from freshman Makuach Maluach en route to the loss.

UNM falls to 12-14 overall, 7-6 in conference play, while Air Force improves to 10-13, 4-7 in the Mountain West.

The Lobos were led in scoring by Maluach, junior Anthony Mathis (15), senior Sam Logwood (14), junior Troy Simons (11), senior Antino Jackson (10) and junior Chris McNeal (10). Jackson also posted his second point-assist double-double of the season, adding 10 assists to his 10 points. He also tied Logwood with a team-high five rebounds.

For the second-straight game, UNM failed to maintain its halftime lead, having led the Falcons 53-46 at the break. Maluach had an impressive showing in the first half, pacing the Lobos with 15 points on a perfect 6-of-6 from the floor while going 3-for-3 from behind the arc.

The game started out slow with neither team in double digits by the first media timeout (9-3), but the momentum picked up and the Lobos got ahead by 10 at the 11:04 mark on a 3-point by Simons, 21-11. The Lobos did not trail in the first half, shooting 58.6 percent from the field and 60.0 percent from 3-point range.

It all changed in the second half.

Air Force exploded out of the locker room with a 12-0 run to take a five-point lead at the 15:19 mark in the second half, 58-53. In that opening 4:41, the Lobos were whistled for six fouls including a pair on Mathis and one on Simons, Kuiper, Maluach and Pinchuk. Four of which were called within 36 seconds to quickly put Air Force close to bonus territory.

Simons scored a layup to cut the deficit to three before fouling to put Air Force's Trevor Lyons at the line for a pair of free throws.

A Maluach 3-point and a Simons dunk tied the game at 60-60 with 13:42 to play before the Lobos got out to a 3-point lead with 12:04 on the clock on a Maluach layup.

Air Force responded with a 15-2 run to take a commanding 10-point lead with 7:33 left. The Lobos battled but would get no closer than five points the rest of the way.

The Lobos went 11-for-12 from the free throw line over the final seven minutes of the contest to finish 22-for-28 on the night (78.6 percent),

The Lobos shot 50 percent from the floor on the night for the fifth time this season and finished 51.9 percent from behind the arc. Air Force fired at a clip of 59 percent from the floor, 27.8 percent from 3-point range. The Falcons finished 88.5 percent from the charity stripe.

Air Force outscored UNM in the paint (56-26), off of turnovers (22-13), off of second-chance points (11-3), on the fast break (10-2) and from the bench (33-27). The Falcons also outrebounded UNM 33-24.

Air Force was led by five scorers in double figures including Lyons with a team-high 16.

The Lobos will return to action at home on Wednesday, Feb. 14 for the Lobos Love Pink game against Utah State. Tipoff is scheduled for 7 p.m. and the game will air live on the Mountain West Network.

## Game #26

### New Mexico 92 • 12-14, 7-6

#	Player	Total	3-Ptr		Rebounds				PF	TP	A	To	Blk	Stl	Min
		FG-FGA	FG-FGA	FT-FTA	Off	Def	Tot	PF	TP	A	To	Blk	Stl	Min	
10	MALUACH, Makuach	f	10-14	6-7	0-0	1	3	4	4	26	1	3	0	38	
14	KUIPER, Dane	f	0-4	0-3	4-4	0	2	2	2	4	0	2	1	0	26
01	McNEAL, Chris	g	4-10	1-5	1-2	0	1	1	2	10	1	2	0	1	26
02	LOGWOOD, Sam	g	3-7	0-0	8-10	2	3	5	2	14	0	2	0	0	21
31	SIMONS, Troy	g	4-8	3-4	0-0	0	4	4	3	11	3	1	0	0	31
03	JACKSON, Antino	g	3-7	2-4	2-4	0	5	5	4	10	10	4	0	1	25
11	SIMMONS, Jachai	g	1-1	0-0	0-0	0	0	0	1	2	0	1	0	0	8
05	PINCHUK, Vladimir	g	0-0	0-0	0-0	1	0	1	4	0	2	0	0	0	7
32	MATHIS, Anthony	g	3-5	2-4	7-8	1	0	1	4	15	0	2	0	1	18
	Team					1	0	1							
	Totals		28-56	14-27	22-28	6	18	24	26	92	15	17	1	6	200

FG % 1st Half: 17-29 58.6% 2nd half: 11-27 40.7% Game: 28-56 50.0% Deadball Rebounds 4

3FG % 1st Half: 9-15 60.0% 2nd half: 5-12 41.7% Game: 14-27 51.9%

FT % 1st Half: 10-12 83.3% 2nd half: 12-16 75.0% Game: 22-28 78.6%

### Air Force 100 • 10-13, 4-7

#	Player	Total	3-Ptr	Rebounds	PF	TP	A	TO	Blk	Stl	Min				
		FG-FGA	FG-FGA	FT-FTA	Off	Def	Tot								
12	SCOTTIE, Lavelle	f	7-12	0-1	1-1	2	4	6	3	15	1	2	1	0	22
34	SWANBY, Ryan	f	6-12	0-3	5-5	3	7	10	2	17	1	2	2	1	30
02	SIPLES, CJ	g	3-4	0-1	3-4	0	1	1	5	9	5	1	0	1	20
03	TOMES, Sid	g	3-7	2-6	2-2	0	3	3	5	10	1	0	1	1	31
20	LYONS, Trevor	g	4-9	0-0	8-9	1	4	5	4	16	3	0	0	0	32
02	MORRIS, Caleb	f	5-6	0-1	4-5	1	1	2	0	14	2	1	0	0	18
13	BROWN, LeSean	g	0-0	0-0	0-0	0	0	0	0	0	0	1	0	0	2
15	VAN, Jacob	g	3-4	1-2	0-0	1	1	2	5	7	3	3	0	1	14
32	MANNING, Ryan	g	2-3	2-3	0-0	0	1	1	0	6	0	0	0	0	12
33	TOOMEY, Frank	g	0-0	0-0	0-0	0	1	2	0	0	0	0	0	1	5
44	VAN SOELEN, Keaton	g	3-4	0-1	0-0	1	0	1	1	6	0	2	0	0	14
	Team				0	1	1								
	Totals		36-61	5-18	23-26	9	24	33	27	100	20	15	5	5	200

FG % 1st Half: 13-27 48.1% 2nd half: 23-34 67.6% Game: 36-61 59.0% Deadball Rebounds 1

3FG % 1st Half: 4-12 33.3% 2nd half: 1-6 16.7% Game: 5-18 27.8%

FT % 1st Half: 16-17 94.1% 2nd half: 7-9 77.8% Game: 23-26 88.5%

Officials: Larry Spaulding, Rick Baste, Brad Gaston

Technical fouls: New Mexico-None, Air Force-None.

Attendance: 2851

Score by periods	1st	2nd	Total
New Mexico	53	19	72
Air Force	46	54	100

Last FG - NM 2nd-00:01, AF 2nd-01:00.

Largest lead - NM by 11 1st-09:47, AF by 12 2nd-01:00.

NM led for 22:52, AF led for 13:54. Game was tied for 03:14.

Score tied - 3 times.  
Lead changed - 3 times.

Score by periods	1st	2nd	Total
New Mexico	53	19	72
Air Force	46	54	100

Score tied - 3 times.  
Lead changed - 3 times.