

TCU // HORNERD FROGS BASKETBALL

2017 NIT CHAMPIONS • FORT WORTH, TEXAS

Fri. Nov. 24 // The Arena (2,196) // Niceville, Fla. // 6 p.m. // CBS Sports Network

SCHEDULE/RESULTS

NOVEMBER			
	TCU	OPP	
Fri. 10	RV	-- ULM	W, 83 - 73
Mon. 13	RV	-- Tennessee Tech	W, 100-63
Wed. 15	RV	-- South Dakota	W, 76-71
Mon. 20	RV	-- Omaha	W, 99-66
Fri. 24	RV	-- vs. New Mexico [^]	6 p.m./CBSSN
Sat. 25	RV	-- vs. Maryland/St. Bon. [^]	3/6 p.m.
Wed. 29	--	-- Belmont	8 p.m./FS+

DECEMBER			
Sat. 2	--	-- Yale	7 p.m./FSSW
Tues. 5	--	-- SMU	8 p.m./FS+
Fri. 8	--	-- vs. Nevada &	10 p.m. PT/ESPNU
Mon. 18	--	-- Texas Southern	8 p.m./FS+
Fri. 22	--	-- William & Mary	8 p.m./FV
Sat. 30	--	-- Oklahoma *	TBA/ESPNU

JANUARY			
Tues. 2	--	-- at Baylor *	6 p.m./ESPNews
Sat. 6	--	-- Kansas *	8:15 p.m./ESPN/2
Wed. 10	--	-- at Texas *	8 p.m./ESPNU
Sat. 13	--	-- at Oklahoma *	Noon/ESPNU
Wed. 17	--	-- Iowa State *	8 p.m./ESPNU
Sat. 20	--	-- at Kansas State *	3 p.m./ESPNU
Mon. 22	--	-- West Virginia *	8 p.m./ESPN
Sat. 27	--	-- at Vanderbilt #	3 p.m./ESPN2
Tues. 30	--	-- at Oklahoma State *	6 p.m./ESPNU

FEBRUARY			
Sat. 3	--	-- Texas Tech *	1 p.m./ESPNU
Tues. 6	--	-- at Kansas *	8 p.m./ESPN2
Sat. 10	--	-- Texas *	1 p.m./ESPNU
Mon. 12	--	-- at West Virginia *	8 p.m./ESPN2
Sat. 17	--	-- Oklahoma State *	7 p.m./ESPN2/U
Wed. 21	--	-- at Iowa State *	7 p.m./Cyclones.TV
Sat. 24	--	-- Baylor *	11 a.m./ESPN/2
Tues. 27	--	-- Kansas State *	8 p.m./ESPNU

MARCH			
Sat. 3	--	-- at Texas Tech *	3 p.m./ESPN/2

Phillips 66 Big 12 Championship			
Wed. 7	--	-- First Round	ESPN Networks
Thur. 8	--	-- Quarterfinals	ESPN Networks
Fri. 9	--	-- Semifinals	ESPN Networks
Sat. 10	--	-- Championship	ESPN Networks

ALL TIMES CENTRAL

* - Big 12 Conference game
[^] - Emerald Coast Classic (Niceville, Fla.)
 & - Basketball Hall of Fame Classic (Los Angeles, Calif.)
 # - Big 12/SEC Challenge


#GOFROGS

FOLLOW TCU BASKETBALL

Website: www.GoFrogs.com
 Twitter: @TCUBasketball
 Facebook: /TCUBasketball
 Instagram: TCUMB



Rock The Planet



TCU HORNERD FROGS

Rank: RV/RV
 Record: 4-0
 Head Coach: Jamie Dixon (TCU '87)
 Record at TCU: 28-15 (2nd)
 Record Overall: 356-138 (15th)
 Record vs. UNM: First Meeting

Leaders
 Points: Brodziansky, 17.3
 Rebounds: Williams, 8.0
 Assists: Fisher, 5.3



NEW MEXICO LOBOS

Rank: None
 Record: 2-2
 Head Coach: Paul Weir (York '04)
 Record at School: 2-2 (1st)
 Record Overall: 30-8 (2nd)

Leaders
 Points: McNeal, 18.0
 Rebounds: Furstinger, 6.0
 Assists: McNeal, 5.0

GAME INFORMATION

Broadcast: CBS Sports Network
 Play-By-Play: Bradley Johansen
 Analyst: Steve Lappas
 Sideline: Gary Parrish
 Online: CBSsports.com

Radio: Online only
 Play-By-Play: Jeff Williams
 Analyst: Colin Boddicker
 Online: FrogVision // TuneIn

Series: UNM leads 16-6
 In Fort Worth: UNM leads 10-0
 In Albuquerque: TCU leads 5-4
 Neutral: UNM leads 2-1
 First Meeting:
 UNM won 76-58 in El Paso (12/29/64)
 Last Meeting:
 TCU won 83-64 in Fort Worth (2/25/12)
 Winning Streak: TCU, 1

PROBABLE STARTERS

Po.	No.	Name	Hgt.	Wt.	Yr.	Hometown	Note
G	0	Jaylen Fisher	6-2	200	So.	Arlington, Tenn.	Team-best 5.3 a/g
G	1	Desmond Bane	6-5	215	So.	Richmond, Ind.	FG%: 78.6, rank 2nd in Big 12, 5th in NCAA
G	34	Kenrich Williams*	6-7	210	Sr.	Waco, Texas	Team-best 8.0 rpg., 4th in Big 12
F	15	JD Miller	6-8	235	Jr.	Dallas, Texas	5.3 rpg. rank 2nd on the team
F	10	Vladimir Brodziansky*	6-11	230	Sr.	Priedviza, Slovakia	FG%: 65.0, 5th in Big 12, 17.3 ppg. 6th in Big 12

* earned preseason all-conference honors

STORYLINES

- TCU will try for its 10th consecutive win when it takes on New Mexico in the Emerald Coast Classic.
- The winner of the TCU-UNM game will play the winner of Maryland-St. Bonaventure Saturday at 6 p.m. on CBSSN. The losers of the two games will play each other on Saturday at 3 p.m. and will be streamed online at EmeraldCostTV.com/ecc17.
- The Frogs are 2-0 so far in the Emerald Coast Classic, with a 100-63 win over Tennessee Tech and a 99-66 win over Omaha.
- TCU has won nine-straight games and 11 of its last 12 dating back to last season.
- TCU is looking for its second-straight regular season tournament championship after winning the Global Sports Classic last season in Las Vegas. The Frogs defeated UNLV 63-59 before beating Washington 93-80 over Thanksgiving weekend.
- TCU will be playing in the state of Florida for the first time since Feb. 9, 2004, a 54-51 win over USF in Tampa.
- TCU has started the season 4-0 for the third time in the last four seasons. The Frogs started 13-0 in 2014 and 8-0 in 2016.
- TCU ranks among the national leaders in assists (22.0, 11th), field goal percentage (52.7, 25th) and steals (9.8, 26th).
- After averaging 7.1 points as a freshman last season, Desmond Bane is averaging 15.0 points as a sophomore.
- TCU was without Alex Robinson (right foot) during its 99-66 win over Omaha.
- Vladimir Brodziansky is 45 blocks away from James Penny's school-record of 171 from 1995-98. Brodziansky currently ranks fifth in blocked shots with 126.
- TCU is receiving votes in the AP and USA Today Top 25 polls for the third consecutive week.
- TCU returned its top six scorers from last season's team that went 24-15, finished tied for seventh in the Big 12 and won the NIT, including all five starters. It's the first time Jamie Dixon has had a team with every starter returning from the year before.
- TCU returned 79 percent of its scoring and 79 percent of its rebounding from last season.
- One season after winning its first postseason tournament, TCU will try to make the NCAA Tournament for the first time since 1998. Since 1985, 58 percent of the teams that won the NIT made the NCAA Tournament the following season.

ABOUT THE OPPONENT

- New Mexico returned five from last season's team that finished 17-14 overall and 10-8 in the Mountain West Conference.
- The Lobos are coming off a 104-96 loss to Tennessee Tech on Tuesday. Chris McNeal had 29 points and six assists in the loss. He leads the team in scoring this season with 18.0 points per game.
- Paul Weir is in his first season as the head coach of the Lobos after one successful season as head coach at New Mexico State. Weir led the Aggies to a 28-6 record, WAC Tournament championship and NCAA Tournament appearance.

ABOUT THE SERIES

- TCU and New Mexico are meeting for the first time since both were members of the Mountain West Conference together from the 2005-06 to 2011-12 seasons.
- New Mexico leads the all-time series 16-6, including a 2-1 record over TCU in neutral site games.
- Maryland leads the all-time series 2-0 over TCU with the last meeting coming on March 26, 2005, an 85-73 win by the Terrapins.
- It would be the first meeting between TCU and St. Bonaventure.

ROSTER INFORMATION

NUMERICAL ROSTER

No.	Name	Pos.	Ht.	Wt.	Yr.-Exp.	Hometown (High School) / Previous School
0	Jaylen Fisher	G	6-2	200	So.-1L	Arlington, Tenn. (Bolton HS)

Note: Had 9 pts. & 9 assists vs. Omaha... Team-best 5.3 apg... Made at least one 3-pointer in 20 of last 21 games & 33 of 39 career games... Tore meniscus in his right knee on Aug. 1, cleared for complete practice on Oct. 31... Avg. 9.9 ppg. & 4.0 apg. & was All-Big 12 Honorable Mention last season... Was TCU's highest ranked recruit signed when he committed (summer of 2016).

1	Desmond Bane	G	6-5	215	So.-1L	Richmond, Ind. (Seton Catholic HS)
---	--------------	---	-----	-----	--------	------------------------------------

Note: Avg. 15.0 ppg... 12-of-17 from three... Scored 10+ points in every game... Career-high 24 points vs. TTU... Accepted invite to U19 Team USA training camp last summer... Tied for team-lead in 3-point % at .380 LY... Avg. 7.1 pts & 2.9 rebs. last season... Scored final three points (free throws) in TCU's 85-82 win over No. 1 KU.

2	Shawn Olden	G	6-3	185	Jr.-TR	Tulsa, Okla. (Tulsa Union HS) / New Mexico JC
---	-------------	---	-----	-----	--------	---

Note: Lefty... Had season-best 9 pts. & 4 assists vs. Omaha... Avg. 16.6 pts & 1.7 assists last season at NMJC... Played at Pepperdine one and a half seasons (2014-16)... Named West Coast Conference All-Freshman in 2015.

10	Vladimir Brodziansky	F	6-11	230	Sr.-2L	Prievidza, Slovakia (Canarias Basketball Academy) / Pratt CC
----	----------------------	---	------	-----	--------	--

Note: At least 1 block in last 6 games... Team-best 17.3 ppg... Led or tied TCU in blocks in 43 of 74 career games... 126 career blocks ranks fifth all-time at TCU... Preseason All-Big 12... Kareem Abdul Jabbar Watch List... Avg. team-best 14.1 ppg. LY and was All-Big 12 Second Team... Above average tennis player.

12	Kouat Noi	F	6-7	210	Rfr.-RS	Newcastle, Australia (Montverde Academy - Fla.)
----	-----------	---	-----	-----	---------	---

Note: Avg. 10.8 ppg. and 5.3 rpg off the bench... Practiced, but did not play last season... One of 26 college freshmen who are from Australia... Ranked as the No. 1 Australian freshman for the 2017-18 season (Fox Sports)... Played at Montverde Academy in Florida during 2015-16 season.

13	Lat Mayen	F	6-8	195	Fr.-HS	Adelaide, Australia (Australia Basketball Center of Excellence)
----	-----------	---	-----	-----	--------	---

Note: Will redshirt this season... Considered the No. 1 player in the 2017 Australian recruiting class... Four-star recruit by AUSA Hoops... Made the U-19 Australia national team in 2017.

15	JD Miller	F	6-8	235	Jr.-2L	Dallas, Texas (Seagoville HS)
----	-----------	---	-----	-----	--------	-------------------------------

Note: Avg. 11.3 ppg. & 5.3 rpg... Avg. 12.0 ppg. and a team-high 7.8 rpg. in TCU's five exhibition games in Australia... Avg. 7.2 ppg., 3.2 rpg. LY... Ranked No. 10 overall in ESPN's 2015 Top Texas Recruits out of high school.

20	Dalton Dry	G	6-4	190	Sr.-3L	Fort Worth, Texas (FW Country Day HS)
----	------------	---	-----	-----	--------	---------------------------------------

Note: Career-best 6 points vs. TTU... Four-year walk-on... Played in 13 games LY... Father, Michael, played football for TCU... Grandson of former TCU head football coach F.A. Dry.

21	Kevin Samuel	C	6-11	265	Fr.-HS	Codrington Village, Barbuda (Redemption Christian HS - Texas)
----	--------------	---	------	-----	--------	---

Note: Will redshirt the season... Ranked No. 6 in Texas... Ranked as No. 8 center nationally by 247Sports... Consensus four-star recruit... Played for Redemption Christian in Houston LY.

22	RJ Nembhard	G	6-4	190	Fr.-HS	Keller, Texas (Keller HS)
----	-------------	---	-----	-----	--------	---------------------------

Note: Season-best 6 pts. vs. Omaha Hometown of Keller is 20 miles from TCU... Consensus four-star recruit... Rated the No. 11 recruit in the state and No. 133 in the nation by 247Sports.com... Named District 3-6A MVP & Star-Telegram POY in 2017.

23	Ahmed Hamdy	F	6-10	235	Sr.-TR	Alexandria, Egypt (Trent Internationale) / VCU
----	-------------	---	------	-----	--------	--

Note: Graduated from VCU with degree in homeland security and emergency preparedness... Avg. 5.9 ppg., 3.8 rpg. at VCU... One of seven Egyptian-born players on an NCAA DI team this season.

25	Alex Robinson	G	6-1	175	Jr.-1L	Fort Worth, Texas (Timberview HS) / Texas A&M
----	---------------	---	-----	-----	--------	---

Note: DNP last time out vs. Omaha (right foot)... 4.6 apg... Avg. 11.2 ppg. and team-best 5.8 apg. LY and was on the Big 12 All-Newcomer Team... 228 assists LY was second-most in school history. Team-best 44-inch vertical jump.

33	Clymer Crawford	F	6-3	210	Sr.-HS	Aspen, Colo. (Aspen HS)
----	-----------------	---	-----	-----	--------	-------------------------

Note: Made collegiate debut vs. Tennessee Tech... Walk-on... Member of the TCU golf team as a freshman during 2014-15 season... Has lifetime best score of 65 (-7)... Two-time all-state and three-time all-conference in basketball at Aspen HS... Father, Randy, was TCU's first tennis All-American in 1977 and is a member of the TCU Letterman's Hall of Fame... Grandson of former TCU tennis coach Ken Crawford.

34	Kenrich Williams	G	6-7	210	Sr.-3L	Waco, Texas (Waco University) / New Mexico JC
----	------------------	---	-----	-----	--------	---

Note: 22 career double-doubles... Leads team in rebounding (8.0)... Preseason All-Big 12 Honorable Mention... Avg. 11.4 ppg., 9.7 rpg. LY and was All-Big 12 Honorable Mention... Five of Big 12-best 19 D-D were in NIT where he was named Most Outstanding Player... Missed 2015-16 season with knee injury.

45	Austin Sottile	F	6-6	225	Sr.-3L	Saint Louis, Mo. (Saint Louis University HS)
----	----------------	---	-----	-----	--------	--

Note: Two-year walk-on... Hit a half-court shot at the Frog Army Scrimmage to win TCU student Jack Spooner \$1,000 dollars from Jamie Dixon's pocket... Appeared in 12 games LY... Totaled six points and two assists.

COACHES & STAFF

Staff Position	Name	Graduated From	Year at TCU
Head Coach:	Jamie Dixon	TCU, '87	Second season at TCU
Assistant Coach:	David Patrick	Louisiana Laf., '00	Second season at TCU
Assistant Coach:	Ryan Miller	Northern State, '00	Second season at TCU
Assistant Coach:	Corey Barker	Prairie View A&M, '03	Second season at TCU
Director of Operations:	Thomas Montigel	TCU, '14	Second season at TCU
Special Assistant:	Ontario Lett	Pittsburgh, '03	First season at TCU
Sports Medicine:	Matt Herrill	Kansas, '03	Second season at TCU
Strength & Conditioning:	Stephen Gephardt	Arizona State, '04	11th season at TCU

PRONUNCIATION GUIDE

Players	Pronunciation	Players	Pronunciation
Vladimir Brodziansky	VLAD-A-mir BROAD-Zee-ON-ski	RJ Nembhard	NEMB-hard
Jaylen Fisher	JAY-len	Kouat Noi	KWOT NOY
Ahmed Hamdy	AH-med HOM-dee	Austin Sottile	Austin SUH-till-EE
Lat Mayen	LATT (rhymes with Matt) my-yen	Kenrich Williams	KEN-rich Williams

POLLS/STANDINGS

BIG 12 CONFERENCE STANDINGS

Team	Big 12	Overall	Pct.
BAYLOR	0 - 0	4 - 0	1.000
KANSAS STATE	0 - 0	4 - 0	1.000
TCU	0 - 0	4 - 0	1.000
TEXAS TECH	0 - 0	4 - 0	1.000
KANSAS	0 - 0	3 - 0	1.000
TEXAS	0 - 0	3 - 0	1.000
OKLAHOMA	0 - 0	2 - 0	1.000
OKLAHOMA STATE	0 - 0	3 - 1	.750
WEST VIRGINIA	0 - 0	3 - 1	.750
IOWA STATE	0 - 0	3 - 2	.600

TOP 25 USA TODAY POLL

No.	School (1st place votes)	Record	Points
1	Duke (29)	4-0	793
2	Kansas (2)	3-0	746
3	Villanova (1)	3-0	678
4	Arizona	3-0	677
5	Michigan State	2-1	670
6	Wichita State	2-0	616
7	Florida	3-0	583
8	Kentucky	3-1	559
9	North Carolina	2-0	532
10	USC	3-0	428
11	Miami	3-0	420
12	Notre Dame	3-0	406
13	Cincinnati	3-0	403
14	Xavier	3-0	363
15	Minnesota	4-0	343
16	Purdue	4-0	305
17	Gonzaga	3-0	280
18	Louisville	2-0	224
19	Texas A&M	2-0	193
20	West Virginia	2-1	190
21	Saint Mary's	4-0	185
22	Seton Hall	4-0	137
23	UCLA	3-0	136
24	Baylor	3-0	113
25	Virginia	4-0	77

Others receiving votes: Alabama 56, Texas Tech 56, Creighton 35, Oregon 26, SMU 19, Missouri 17, TCU 16, Arkansas 13, Maryland 13, Northwestern 12, Wisconsin 8, Oklahoma 8, South Carolina 8, Providence 7, Temple 7, Michigan 7, Texas 7, Virginia Tech 5, Georgia 5, Oakland 5, Butler 4, Rhode Island 3, UT Arlington 3, Utah 2, Nevada 1

TOP 25 AP POLL

No.	School (1st place votes)	Record	Points
1	Duke (54)	4-0	1,613
2	Arizona (11)	3-0	1,527
3	Kansas	3-0	1,504
4	Michigan State	2-1	1,390
5	Villanova	3-0	1,345
6	Wichita State	2-0	1,321
7	Florida	3-0	1,117
8	Kentucky	3-1	1,104
9	North Carolina	2-0	1,079
10	USC	3-0	1,055
11	Miami	3-0	918
12	Cincinnati	3-0	893
13	Notre Dame	3-0	857
14	Minnesota	4-0	754
15	Xavier	3-0	750
16	Texas A&M	2-0	618
17	Gonzaga	3-0	540
18	Purdue	4-0	527
19	Louisville	2-0	466
20	Seton Hall	4-0	370
21	Saint Mary's	4-0	344
22	Baylor	3-0	206
23	West Virginia	2-1	191
23	UCLA	3-0	191
25	Alabama	3-0	133

Others receiving votes: Virginia 93, Texas Tech 81, TCU 36, Northwestern 20, Nevada 19, Providence 11, Maryland 9, Michigan 9, Texas 7, Creighton 6, Oklahoma 5, Temple 4, Oregon 4, Arkansas 3, UT Arlington 2, Belmont 1, Rhode Island 1, Stephen F. Austin 1

QUICK FACTS

School _____ TCU
Location _____ Fort Worth, Texas
Elevation _____ 612 feet
Founded _____ 1873
Enrollment _____ 10,394
Colors _____ Purple and White
Nickname _____ Horned Frogs, Frogs
Home Facility _____ Ed and Rae Schollmaier Arena (6,700)
Conference _____ Big 12 Conference
Affiliation _____ NCAA Division I
Chancellor _____ Dr. Victor J. Boschini Jr.
Director of Intercollegiate Athletics _____ Chris Del Conte
Faculty Rep. _____ Rhonda Hatcher
Ticket Office Phone _____ (817) 257-FROG (3764)

HISTORY

First Season _____ 1908-09
Record All-Time _____ 1,188-1,381 (.462)
NCAA Tournament Appearances / Last _____ 7 / 1998
Record in NCAA Championship _____ 5-7 (.417)
NIT Appearances / Last _____ 7 / 2017
Record in NIT _____ 13-6 (.684)
CBI Appearances / Last _____ 1 / 2012
Record in CBI _____ 1-1 (.500)

2016-17 SEASON RECAP

Record (H / A / N) _____ 24-15 (15-6 / 4-8 / 5-1)
Conference Record / Finish _____ 6-12 / T-7th Big 12
Postseason _____ NIT Champions
Final AP/USA Today Ranking _____ NR/RV

COACHING STAFF

Head Coach _____ Jamie Dixon
Alma Mater _____ TCU, '87
Assistant Coaches _____
_____ David Patrick, Louisiana-Lafayette, '00 / Second Season
_____ Ryan Miller, Northern State, '00 / Second Season
_____ Corey Barker, Prairie View A&M, '03 / Second Season
Operations Coordinator _____ Thomas Montigel, TCU, '14 / Second Season
Special Assistant _____ Ontario Lett, Pittsburgh, '03 / First Season
Administrative Assistant _____ Joan Owens
Office Phone Number _____ (817) 257-7968

2017-18 TEAM INFO

Lettermen Returning/Lost _____ 8/6
Starters Returning/Lost _____ 5/0
Newcomers _____ 7
Sr. / Jr. / So. / Fr. _____ 5/3/1/5

ATHLETICS COMMUNICATIONS

Men's Basketball Contact _____ Steven Schoon
Office Phone Number _____ (817) 257-5299
Cell Phone Number _____ (620) 218-1693
Office Fax Number _____ (817) 257-7964
Email Address _____ s.schoon@tcu.edu
Mailing Address _____ TCU Box 297600
_____ Fort Worth, TX 76129
Press Row Phone Number _____ (817) 343-9914
Official Athletics Web Site _____ www.GoFrogs.com

LAST TIME IN A THANKSGIVING TOURNAMENT

Last season, TCU defeated UNLV (63-59) and Washington (93-80) to win the Global Sports Classic at the Thomas & Mack Center in Las Vegas. Alex Robinson has a career night against the Huskies in the final with 24 points, including a 4-of-6 effort from 3-point range. He scored 16 of his points in the second half. Robinson was named to the all-tournament team following the game. The Frogs went against the Huskies Markelle Fultz, who scored 27 points and went on to be drafted No. 1 overall by the Philadelphia 76ers.

EMERALD COAST CLASSIC

In its fourth season, this year's Emerald Coast Classic involves Jackson State, Maryland, Maryland Eastern Shore, New Mexico, Omaha, St. Bonaventure, TCU and Tennessee Tech. Past champions include Virginia (2016), Iowa State (2015) and Mississippi (2014).

On Nov. 24-25, third round and championship games will be played at The Arena on the campus of Northwest Florida State College in Niceville, Fla. All participating teams will stay at the Hilton Sandestin Beach Golf Resort & Spa in Destin, Fla. TCU will arrive in the Sunshine State on Wednesday.

TCU's third round game with New Mexico and Saturday's championship game will air on CBSSN. The third-place game will be streamed at the following link: www.EmeraldCoastTV.com/ecc17

TCU will have radio coverage of every Horned Frog game with Jeff Williams and Colin Boddicker on the call.

Emerald Coast Classic Schedule/Results

Nov. 12 Maryland 96, Maryland Eastern Shore 43
Nov. 13 TCU 100, Tennessee Tech 63
Nov. 14 New Mexico 103, Omaha 71
Nov. 18 St. Bonaventure 72, Jackson State 58
Nov. 20 Maryland 76, Jackson State 45
TCU 99, Omaha 66
St. Bonnies 96, Maryland Eastern Shore 48
Nov. 21 Tennessee Tech @ New Mexico
Nov. 24 Tennessee Tech vs. Omaha (11:00 AM)
Maryland Eastern Shore vs. JSU (1:30 PM)
New Mexico vs. TCU (6:00 PM)
St. Bonaventure vs. Maryland (8:30 PM)

26 TURNOVERS FORCED VS. OMAHA

TCU forced Omaha into 26 turnovers in its 99-66 win on Nov. 20. It was the most turnovers a TCU team had forced since Nov. 14, 2011 when Austin College had 35 turnovers. FGCU had 29 turnovers three days prior on Nov. 11, 2011. The most TCU forced last season was 25 on Nov. 26, 2016 against Washington.

ALL ABOUT SHOOTING

- Desmond Bane ranks No. 1 in field goal efficiency (100) and No. 2 in true shooting percentage (97.2) according to KenPom.com.
- Bane ranks second in the Big 12 in field goal shooting (78.6%) and fourth in the Big 12 in 3-point shooting, 12-of-17 (70.6).
- Nine different TCU players have made multiple

3-pointers.

- TCU ranks second in the Big 12 in field goal percentage (52.7%) and 3-point percentage (41.6%).
- TCU ranks second in the Big 12 and 22nd in the NCAA in field goal shooting (52.6%) and second in the Big 12 and 33rd in the NCAA in 3-point shooting (43.7%).
- Nearly half of TCU's field goals (128) were assisted (63). The Frogs rank second in the Big 12 in assists per game (22.0).

HOT SHOOTING NIGHT VS. TENNESSEE TECH

TCU used a hot shooting night to route Tennessee Tech, 100-63 on Nov. 13.

- The Frogs shot 62.5 percent from the field, the ninth best in school history and the best since Dec. 27, 1998 when they shot 65.9 percent against Oklahoma.
- TCU was 16-of-29 from 3-point range, the most made threes since March 13, 2008. On that date, TCU had 17 3-pointers against UNLV to match the school record set against Grambling State on Dec. 30. The 16 made threes was tied for the third-most in school history.

DESMOND BANE GOES OFF

Sophomore guard Desmond Bane exploded with a career-high 24 points in just 25 minutes of play against Tennessee Tech on Nov. 13. He matched his previous career-high of 19 (vs. Alabama St., Nov. 14, 2016), in the first half. Bane was 6-of-10 from 3-point range, a career high for made threes. It was the most 3-pointers in a game by a TCU player since Hank Thorns hit eight threes against UNLV on Feb. 14, 2012.

GOOD IN NOVEMBER

The Frogs hope to continue the momentum in November like they have in the past. TCU has won 12-straight games in November, dating back to the 2015-16 season. Over the last three years, the Frogs have gone 21-2 in the month of November and was a perfect 7-0 last season as they won their first eight games of the season.

THEY'RE BACK

TCU returns its top six scorers from last season, including all five starters. Altogether, the Frogs return 79 percent of their scoring and 79 percent of their rebounding from last year. Kenrich Williams is the Big 12 Conference's top returning rebounder after averaging 9.7 per game last season. Vladimir Brodziansky's 14.1 points per game is the third-most of a returning player in the conference.

KENPOM CONTINUITY

One of the newest KenPom stats is minutes continuity. What percentage of a team's minutes are played by the same player from last season to this season. TCU ranks 34th in continuity, the best in the Big 12, at 67.5 percent. The national average tends to be 50 percent.

REBOUNDING MACHINE

Under Dixon, TCU is 26-5 when outrebounding their opponent. Over the past three seasons, TCU is 35-6 overall when out-rebounding its opponent. When broken down even further, head coach Jamie Dixon is 290-53 overall as a head coach when his team out-boards the opposition.

COACHING WITH EXPERIENCE

This season, Jamie Dixon will be the head coach of a team

ED AND RAE SCHOLLMAIER ARENA FACTS

Ed Schollmaier is the retired CEO of Alcon Laboratories, Inc., while the late Rae Schollmaier was a dedicated civic volunteer. Through the Schollmaier Foundation, they are both longtime philanthropic leaders in Fort Worth. Of the \$72 million of renovations that went into the previously known Daniel-Meyer Coliseum, the Schollmaier's provided the lead gift of \$10 million. The Daniel-Meyer name is still prominent as the entire area is known as the Daniel-Meyer Athletic Complex. Ed Schollmaier routinely sits courtside at the half-court line.

WHAT \$72 MILLION INCLUDED

- Lowered Playing Surface
- Wider Concourses
- New Concession Stands
- Court Side Club Lounge
- Team Meeting Rooms
- Food Court
- TCU Athletics Hall of Fame
- Sport Offices
- New Locker Rooms
- Expanded Sports Medicine
- New Video Boards

that returns all five starters for the first time in his 15-year career. In 2010-11, Dixon's Pittsburgh team returned four starters from the 2009-10 season. The 2011 team went 28-6, won the Big East Conference and earned a No. 1 seed in the NCAA Tournament.

HIGH IN THE BPI

On Nov. 1, ESPN released its preseason BPI rankings where it ranked TCU ranked fifth with a 24.3 percent chance to win the Big 12 Conference. The BPI is a predictive model of team strength that incorporates a variety of factors including the past performance of the coach and players on the roster, recruiting rankings, and the percentage of minutes returning.

FOR COUNTRY

Sophomore guard Desmond Bane (USA) and Lat Mayen (Australia) each accepted an invitation to their country's U19 training camp during the summer.

20 WINS

Last season, TCU reached the 20-win plateau for the first time since going 21-14 in the 2004-05 season. For Jamie Dixon, it was the 13th time in 14 seasons as a head coach to reach 20 wins. TCU will try for to record back-to-back 20-win seasons for the first time since the 1998-99 season, the third of three-straight seasons with 20 wins. TCU went 22-13 in 1996-97, 27-6 in 1997-98 and 21-11 in 1998-99.

LAST NCAA TOURNAMENT APPEARANCE

TCU last made the NCAA Tournament in 1998. The Frogs lost to Florida State, 96-87, in the NCAA Midwest Regional in Oklahoma City on March 13, 1998. TCU's last win in the NCAA Tournament came on March 12, 1987, a 76-60 win over Marshall in the NCAA East Regional in Charlotte. Jamie Dixon was a senior on the 1987 team that went on to lose to Notre Dame in the second round.

PRESEASON ALL-CONFERENCE FOR BRODZIAN-SKY, WILLIAMS

Vladimir Brodziansky and Kenrich Williams became the first TCU men's basketball players to earn preseason all-conference honors since Hank Thorns in the Mountain West Conference in 2012.

■ Brodziansky was one of five to earn Preseason All-Big 12 Conference and Williams was named honorable mention. Brodziansky earned second team All-Big 12 Conference honors last season after averaging 14.1 points, 5.7 rebounds and 2.1 blocks per game.

■ Williams averaged 11.4 points and 9.7 rebounds and was named All-Big 12 honorable mention last season. Brodziansky was joined on the preseason team by Jevon Carter (West Virginia), Jeffrey Carrol (Oklahoma State), Devonte' Graham (Kansas) and Zach Smith (Texas Tech).

OPPONENTS

Of the 14 potential non-conference opponents on the schedule, three were picked to win their conference and three were picked to finish second. Belmont Bruins (OVC) - 1st, Nevada (MWC) - 1st, Texas Southern (SWAC) - 1st, South Dakota (Summit League) - 2nd, St. Bonaventure (A-10) - 2nd, Yale (Ivy League) - 2nd, SMU (The American) - 4th, Maryland (Big Ten) - 5th, Tennessee Tech (OVC) - 5th, Omaha (Summit League) - 6th, Vanderbilt (SEC) - 6th, William and Mary (Colonial Athletic Association) - 8th, New Mexico Lobos (Mountain West Conference) - 9th, ULM (Sunbelt) - 12th

HOME ATTENDANCE, THE DIXON FACTOR

■ TCU has sold a school-record 4,931 season tickets, up from last season's total of 4,718, which was a record at the time. In comparison, the Frogs

sold a total of 3,704 season tickets for the 2015-16 season.

■ In TCU's 2017 season-opener with ULM on Nov. 10, there was an announced attendance of 6,715 which was then the third-largest in the history of Schollmaier Arena.

■ On Jan. 21, 2017, a crowd of 7,276, which included over 1,400 students, witnessed an exciting game with 16 lead changes that resulted in a 62-53 loss by TCU to No. 6 Baylor. It was the largest crowd in the two-season history of the Ed and Rae Schollmaier Arena. Overall, it was the third-largest in TCU history. Schollmaier's capacity is listed at 6,700. The student-section capacity is 1,000.

■ TCU averaged 6,127 fans per home game last season. That is the most since the program saw an average of 6,341 for its 11 home games during the 1986-87 season, Jamie Dixon's senior year, which stands as the most in program history.

■ TCU's total attendance last season of 128,658 was the most in program history. The previous high was 106,912 over 18 games in Daniel-Meyer Coliseum during the 1998-99 season. The 21 games TCU hosted last year was the most in program history, topping the 18 in 1998-99 and 2012-13.

PRESEASON MAGAZINES LIKE THE FROGS

Athlon

Picked: Third in the Big 12

Prediction: Round of 32

What They're Saying: "Second-year head coach Jamie Dixon has the Horned Frogs poised to reach the NCAA Tournament for the first time in 20 years. Swingman Kenrich Williams and forward Vladimir Brodziansky give the Horned Frogs an outstanding tandem to lead the way."

Preseason All-Conference: Second Team - Vladimir Brodziansky and Kenrich Williams

Recruiting: Athlon lists TCU's recruiting class as the third-best in the Big 12, behind Texas (1) and Oklahoma (2) and ahead of Kansas (4).

Top 100: In its list of the top 100 players in the country, Athlon lists Vladimir Brodziansky at No. 74. "The 6'11" Slovakian can score inside with terrific touch, step outside and knock down shots and protect the rim inside."

Lindy's

Picked: Fourth in the Big 12; 20th nationally

Prediction: Round of 32

What They're Saying: "The Dallas-Fort Worth metroplex is buzzing about TCU's sudden emergence on the national radar and it's likely to get louder as this team is ready to make a strong move into the realm of teams able to compete for the Sweet 16."

Preseason All-Conference: First Team - Vladimir Brodziansky; Third Team - Kenrich Williams
Big 12 Honor Roll: Top Rebounder - Kenrich Williams; Top Playmaker - Alex Robinson
Keep an Eye On: Desmond Bane could be one of the most improved players in the conference.

STREET AND SMITH'S

Picked: Fourth in the Big 12

Prediction: N/A

What They're Saying: "Four seasons ago, TCU finished 0-18 in the Big 12. Two years ago, the Horned Frogs played in a high school activities center. Last season, the program hoisted a championship trophy and won 24 games. Corner turned."

Difference Maker: Vladimir Brodziansky - With all the returning talent and a solid class of newcomers, Brodziansky's numbers may not increase, but he's one of the smoothest operators in the Big 12 and matches up with any of the league's big men.

BIG 12 PRESEASON POLL

TCU was picked third by the Big 12 coaches in the

MEDIA INFORMATION

INTERVIEW REQUESTS

Interviews with TCU basketball student-athletes and coaches must be scheduled directly through the TCU Athletics Communications Office by contacting Steven Schoon. Requests should be made at least 24 hours in advance. While telephone interviews with local media members are permissible, in-person interviews with student-athletes and coaches are recommended and encouraged.

All practices are generally closed unless otherwise specified. TV crews and photographers are only permitted to shoot practice after receiving permission from the Media Relations Office.

MEDIA WILL CALL

All media passes available for pickup on game day will be left at media will call, located in the main tunnel of Ed and Rae Schollmaier Arena.

MEDIA CREDENTIAL REQUESTS

All credential requests for home TCU basketball games will only be accepted through an online system (SportsSystems.com/TCU). Please visit the site for complete instructions on submitting the application form. All credential requests for an outlet must be made at one time, and only those applications submitted by an outlet's sports editor or sports director will be considered. Requests should be received no later than noon, two days prior to the game. For more information, contact administrative assistant Deanna Damon at (817) 257-7969.

GAME DAY SERVICES

The TCU Athletics Communications Office will provide rosters of both teams, game notes, statistics and media guides to accredited media members for each home contest inside the media room on the lower level of Ed and Rae Schollmaier Arena. Complete statistics and game books will be available following each game. Media wishing to file stories after the game may do so in the press conference/media room, while food and drinks will be available for working media members prior to each home game in the same location.

RADIO BROADCASTS

Four (4) courtesy telephone lines, as well as two (2) ISDN SPIDS, are available courtside on press row for the visiting team's official radio station. The visitor's radio location is at the end of press row. The TCU/IMG Sports Network is located on the opposite end of press row. TCU Director of Broadcasting Brian Estridge serves as the local contact when placing phone line orders. He can be contacted at (817) 257-5462 or via email at b.estridge@tcu.edu. Also, for ease of operation, all outgoing calls should be placed with either a calling card or by collect. If problems are encountered TCU's Bruce Hudson is on call during all TCU home games.

PHOTOGRAPHERS

As prescribed in NCAA and Big 12 Conference guidelines, working photographers will be limited to the court baseline areas for game-time shooting. No photographers will be allowed to shoot courtside from in front of either the officials or press row tables. Additionally, tripods will not be allowed at courtside or along the end lines. Strobe light installations must first gain approval by TCU Associate Athletics Director Ross Bailey. He can be reached at (817) 257-5658 or via email (r.bailey@tcu.edu). No upper-level shooting platforms are available inside Schollmaier Arena. Space does not allow for freelancers. Photographers who wish to cover TCU home games must apply for credentials.

TCU ON THE RADIO

TCU men's basketball games are broadcast live on the radio in the DFW Metroplex on 570 KLIF AM, as well as 88.7 KTCU FM and the TuneIn App (all games). Brian Estridge will serve as the primary play-by-play announcer, while he will be joined by John Denton. Broadcasts will also be available online on GoFrogs.com for FrogVision subscribers.

POSTGAME INTERVIEWS

TCU head coach Jamie Dixon and requested student-athletes will be available for interviews in the media area, located on the lower level of Ed and Rae Schollmaier Arena, following a brief cooling off period. If requested, opposing coaches and student-athletes can be available to the media in the media area prior to TCU's arrival.

To request specific players to attend the postgame press conference, contact Steven Schoon during the second half of the game. The TCU locker room is closed to the media both at home and on the road.

BIG 12 COACHES' Teleconference

The Big 12 men's basketball coaches will participate in a weekly media-only teleconference. The teleconference begins at 9:52 a.m. CT. The call can also be heard live and on replay online at Big12Sports.com. Listed below is the tentative weekly schedule. Please contact either the TCU or Big 12 media relations staffs for the call-in and replay phone numbers.

Dates: Thursday, Jan. 4, Thursday, Jan. 11, Thursday, Jan. 18, Thursday, Jan. 25, Thursday, Feb. 1, Thursday, Feb. 8, Thursday, Feb. 15, Thursday, Feb. 22, Monday, March 5, Monday, March 12

* - For coaches advancing to postseason play

SCHEDULE OF COACHES (All Times Central):

9:52 a.m. - Shaka Smart, Texas
10:00 a.m. - Bill Self, Kansas
10:08 a.m. - Jamie Dixon, TCU
10:16 a.m. - Mike Boynton, Oklahoma State
10:32 a.m. - Bob Huggins, West Virginia
10:24 a.m. - Scott Drew, Baylor
10:40 a.m. - Chris Beard, Texas Tech
10:48 a.m. - Steve Prohm, Iowa State
10:56 a.m. - Bruce Weber, Kansas State
11:04 a.m. - Lon Kruger, Oklahoma

conference preseason poll. It is the highest TCU has been projected in a preseason poll since being picked third in the 1999-2000 WAC Preseason Media Poll.

1. Kansas (9)* 81
 2. West Virginia (1) 71
 3. TCU 64
 4. Texas 49
 5. Baylor 47
 6. Oklahoma 43
 7. Texas Tech 36
 8. Kansas State 27
 9. Iowa State 22
 10. Oklahoma State 10
- * - Unanimous Selection

FEELING THE LOVE

After winning the NIT Championship on March 30, with an 88-56 victory over Georgia Tech, TCU felt the appreciation of TCU and Fort Worth. It started that March evening when the town was lit up in purple in support of the basketball team's first postseason championship.

April 8 - Signed autographs and posed for pictures with fans for over an hour during TCU football's annual Spring Game. Later that day, they were at Lupton Stadium where seniors Brandon Parrish, Karviar Shepherd, Chris Washburn and Michael Williams threw the ceremonial first pitch for TCU baseball's game with Murray State.

April 11 - Helped with the lunch menu at Market Square, TCU's primary dining hall on campus. The chef cooked up favorite foods of Parrish, Shepherd, Washburn, Williams and head coach Jamie Dixon. Members of the team also signed autographs and posed for pictures with the NIT trophy during lunch.

April 27 - The mayor of Fort Worth, Betsy Price, and the Fort Worth City Council held a pep rally downtown at Sundance Square to recognize the Frogs' accomplishments of the past season.

May 23 - Members of the team accepted a proclamation from the Tarrant County Commissioners Court and sponsored by Commissioner Roy Charles Brooks.

On multiple occasions, TCU has returned the favor. On April 25, Dixon hosted a cookout for students in the right field terrace at Lupton Stadium. Free food and fun games were available to students to show appreciation for the student section which has come to be known as Frog Army and was a part of 128,658 people who watched TCU at home, the most in school history.

FROGS DOWN UNDER

TCU embarked on a foreign tour of Australia from Aug. 5-16. The Horned Frogs went 5-0 on the trip, playing games in Sydney and Melbourne. It was a joint trip with the TCU women's basketball team and the schedule allowed for plenty of sightseeing. Among the sites were Bondi Beach, Manly Beach, Moonlit Animal Sanctuary, Eureka Skydeck 88 and an Australian Football Game. The trip also allowed Australian native Kouat Noi to play in front of his family as well as get the chance to show his teammates his home country. Noi led the team in scoring with 14.0 points per game and averaged 5.2 rebounds.

TCU IN OVERTIME

The Frogs have posted an all-time record of 48-64 (428) in overtime games and 35-30 (538) in overtime games at home since 1961. TCU is a combined 5-0 in games that extend beyond two overtimes in its history. Jamie Dixon is 19-8 all-time in overtime

games and 5-2 in double overtime contests.

DIXON VS. HALL OF FAME AND NATIONAL CHAMPS

TCU head coach Jamie Dixon has quite the record versus coaches either in the Hall of Fame or that have won a recent NCAA National Championship.

Dixon vs. The Best

Team	Record
Roy Williams (North Carolina)	2-3
Mike Krzyzewski (Duke)	2-2
Jim Boeheim (Syracuse)	15-6
Jay Wright (Villanova)	10-5
John Calipari (Kentucky)	1-0
Bill Self (Kansas)	1-2

DIXON'S YOUNG ACTING CAREER

As a youngster growing up in North Hollywood, Dixon had an acting career. He still is a card-carrying member of the Screen Actors Guild. In his early 20s, Dixon was in a Bud Light commercial that featured a woman dunking on him. The commercial was one of the more popular basketball ads of the year and aired on virtually every basketball event.

At age 12, Dixon fired a space gun in a commercial for Mattel. At age 10, he was the star of a TV commercial for Rice Krispies, pretending to celebrate a birthday while eating cereal. At age 5, he did a TV commercial for Volvo, sitting in the back seat and smiling while his father played the driver. He was also in a Kentucky Fried Chicken commercial. Father Jim Dixon was an actor and screenwriter who starred in a variety of movies and productions.

BEST OF 2016-17

- TCU defeated an AP No. 1 team for the first time in school history when it beat No. 1 Kansas on March 9.
- TCU finished eighth in the Big 12, the highest in its five seasons in the league. TCU was picked 10th in the preseason poll.
- TCU's 24 wins ties for the second-most in a season (1951-52: 24-4, 1986-87: 24-7). It's the most wins in a season since the 1997-98 season (27-6).
- TCU reached the 20-win plateau for the first time since 21 wins in the 2004-05 season.
- TCU won a postseason game for the first time since 2012 and obtained its first NIT win and postseason road win since 2005.
- TCU's home average attendance of 6,127 was the second-best in school history and the most since 6,341, the school record set in 1986-87. It's total attendance of a 128,658 was the most in school history.

2017-18 RECRUITING CLASS

TCU signed four on Nov. 8 during the early signing period. All four players will be freshmen next season at TCU.

KADEN ARCHIE // 6-6 // FORWARD // MIDLOTHIAN, TEXAS

- Four-star recruit by 247Sports and Rivals.
- Averaged 18.7 points and 5.0 rebounds per game as a junior last season at Midlothian High School in Midlothian, Texas.
- Scout Rankings: No. 3 player in the state of Texas... No. 16 small forward in the nation... No. 73 player in the nation.

Coach Dixon says:

"Kaden is a versatile, physical, skilled wing that can play multiple positions. He's very competitive and has the ability to become a great defender."

RUSSELL BARLOW // 6-10 // CENTER // RICHARDSON, TEXAS

- Four-star recruit by ESPN.
- 247Sports Rankings: No. 14 player in the state of Texas... No. 14 center in the country.
- 7-foot wingspan.
- Played at Lloyd V. Berkner High School. Transferred to Bishop Lynch for senior season.

Coach Dixon says:

"Russel has a big, strong body with very good hands and a soft touch around the basket. We expect him to improve due to his strong work ethic."

KENDRIC DAVIS // 5-10 // GUARD // HOUSTON, TEXAS

- Four-star recruit by 247Sports, ESPN and Rivals.
- Selected to the all-region team as a sophomore and junior at Sam Houston High School.
- 247Sports Rankings: No. 4 player in Texas... No. 15 points guard in the nation.
- Averaged 23.0 points and 7.4 assists per game as a junior at Sam Houston High School.

Coach Dixon says:

"Kendric is a tough, hard-nosed point guard. He possesses good leadership skills and has great vision on the court. He has a tremendous burst of speed with the ability to change pace."

ANGUS MCWILLIAM // 6-11 // C/F // CHRISTCHURCH, NEW ZEALAND

- Averaged 27 points, 22 rebounds, four assists and three blocks per game at Middleton Grange School last season.
- Played for the Mainland Eagles Academy from 2014-17.
- As a 17-year old, was a member of the New Zealand U-19 National Team last summer.

Coach Dixon says:

"We are excited to add a guy who is big and has good skills like Angus. He has great basketball talents, but also excels academically."

WELCOME TO FORT WORTH

The City of Cowboys & Culture is the 16th-largest city in the United States and part of the No. 1 tourist destination in Texas, welcoming 8.8 million visitors annually. Nicknamed Cow Town and Funky Town, Fort Worth is comprised of seven primary entertainment districts each offering distinct dining, shopping, entertainment and cultural amenities. In only a few days you can enjoy a range of experiences: from NASCAR racing to rodeos, world-class museums to cowboy cuisine, boutique shopping to a top-5 zoo, biking to horseback riding.

Fort Worth is conveniently located 17.5 miles from DFW International Airport. With 1,850 flights daily, DFW Airport serves as a gateway for visitors from around the globe, making Fort Worth an easily accessible international and domestic leisure destination.

The heart of downtown Fort Worth is Sundance Square, a 35-block shopping and entertainment district where you'll find a multitude of restaurants, shops, galleries and performance venues.

The gorgeous Fort Worth Botanical Garden and the downtown Water Gardens are some of Fort Worth's most popular outdoor attractions.

Fort Worth's Texas Motor Speedway is one of the largest racing facilities in the nation, with seating for nearly 155,000 spectators.

Once home to cowboys, cattlemen and outlaws, today the Stockyards National Historic District is one of the most popular attractions in Texas. Day and night, visitors come to the Stockyards to get a taste of the true American West. The Fort Worth Herd, the world's only twice-daily cattle drive takes place at 11:30 a.m. and 4 p.m. on Exchange Avenue.

JAMIE DIXON FILE

Born _____ Nov. 10
 Birthplace _____ Burbank, Calif.
 Hometown _____ Holleywood, Calif.
 High School _____ Notre Dame HS
 Alma Mater _____ TCU (1987)
 Wife _____ Jacqueline

PLAYING EXPERIENCE

1984-87 _____ TCU
 1988 _____ Lacrosse Catbirds (CBA)
 1989-1990 _____ Hawke's Bay Hawks (New Zealand-NBL)

COACHING EXPERIENCE

2016-present _____ TCU Head Coach
 2003-2016 _____ University of Pittsburgh Head Coach
 1999-2003 _____ University of Pittsburgh Associate Head Coach
 1998-1999 _____ University of Hawaii Assistant Coach
 1994-1998 _____ Northern Arizona University Assistant Coach
 1992-1994 _____ University of Hawaii Assistant Coach
 1991-1992 _____ University of California-Santa Barbara Graduate Assistant
 1989-1991 _____ Los Angeles Valley Junior College Assistant
 1989 _____ Te Aute College Head Coach

COACH OF THE YEAR HONORS

2011 _____ Sporting News National Coach of the Year
 2010 _____ Jim Phelan National Coach of the Year
 2010 _____ Madison Square Garden Coach of the Decade
 2009 _____ USA Basketball National Coach of the Year
 2009 _____ Naismith National Coach of the Year
 2009 _____ USBWA District 2 Coach of the Year
 2004 _____ Big East Coach of the Year

CHAMPIONSHIPS

2011 _____ Big East Regular-Season Championship
 2009 _____ FIBA Under-19 World Championship Gold Medal
 2008 _____ Big East Tournament Championship
 2004 _____ Big East Regular-Season Championship

NBA PLAYERS (AS HEAD COACH)

Steven Adams _____ No. 12 in 2013 NBA Draft
 DeJuan Blair _____ No. 37 in 2009 NBA Draft
 Aaron Gray _____ No. 49 in 2007 NBA Draft
 Lamar Patterson _____ No. 48 in 2014 NBA Draft
 Chris Taft _____ No. 42 in 2005 NBA Draft
 Sam Young _____ No. 36 in 2009 NBA Draft

ADMINISTRATIVE COMMITTEES

NABC Board of Directors _____ 2011-present
 NCAA Ethics Coalition _____ 2009-present
 Leadership Panel-Pentagon _____ May of 2014

ACADEMIC HONORS

Top-10 Percent Academic Performance Rate _____ 2010-11
 Top-10 Percent Academic Performance Rate _____ 2011-12
 Top-10 Percent Academic Performance Rate _____ 2013-14

COACHING TREE - HEAD COACHING SUCCESS

John Alesi _____ Baruch College (N.Y.) Head Coach
 Pat Skerry _____ Towson Head Coach
 Joe Lombardi _____ Indiana Pa. Head Coach
 Bill Barton _____ South Kent School (Conn.) Head Coach
 Barry Rohrssen _____ St. Johns Associate Head Coach

NIT + Foreign Tour = ?

About four months after the longest season in program history (by games, 39, and date, 3/30), TCU began its 10 practices allowed by the NCAA prior to its departure for Australia. The Frogs hope to reap the benefit of their extra practice days. The last team to use the NIT as a launch into the NCAA Tournament was Baylor, which won in 2013 and the following year went 26-12 and advanced to the Sweet 16. The Bears went on to make the Big Dance every season since. Wichita State was the last team to win the NIT and take a foreign tour the season before making the NCAA Tournament. The Shockers won in 2011, traveled to Brazil and then went 27-6 and started its string of six-straight NCAA Tournament appearances. TCU has not made the NCAA Tournament since 1998, but has set the goal of changing that this season.

Year	NIT Champ	Foreign Tour	Following W/L
2016	George Washington	Japan (4-0)	20-15
2015	Stanford	Italy (1-3)	15-15
2014	Minnesota	--	18-15
2013	Baylor	--	26-12
2012	Stanford	--	19-15
2011	Wichita State	Brazil (3-2)	27-6, NCAA R2
2010	Dayton	--	22-14, R1 NIT
2009	Penn State	--	11-20
2008	Ohio State	--	22-11, R1
2007	West Virginia	--	26-11, S16
2006	South Carolina	--	14-16
2005	South Carolina	--	23-15, NIT Champs
2004	Michigan	-- (Conference Team)	13-18
2003	St. John's	--	6-21
2002	Memphis	--	23-7, R1
2001	Tulsa	-- (NIT All Stars)	27-7, R2
2000	Wake Forest	--	21-11, R1

JAMIE DIXON YEAR-BY-YEAR

Year	School	Overall	Conference	Standing	Finish
2003-04	Pittsburgh	31-5 (.861)	13-3 (.813)	1st	NCAA Sweet 16
2004-05	Pittsburgh	20-9 (.689)	10-6 (.625)	5th	NCAA First Round
2005-06	Pittsburgh	25-8 (.758)	10-6 (.625)	T-4th	NCAA Second Round
2006-07	Pittsburgh	29-8 (.783)	12-4 (.750)	T-2nd	NCAA Sweet 16
2007-08	Pittsburgh	27-10 (.730)	10-8 (.556)	7th	NCAA Second Round
2008-09	Pittsburgh	31-5 (.861)	15-3 (.833)	T-2nd	NCAA Elite Eight
2009-10	Pittsburgh	25-9 (.735)	13-5 (.722)	T-2nd	NCAA Second Round
2010-11	Pittsburgh	28-6 (.824)	15-3 (.833)	1st	NCAA Third Round
2011-12	Pittsburgh	22-17 (.564)	5-13 (.278)	T-13th	CBI Champions
2012-13	Pittsburgh	24-9 (.727)	12-6 (.667)	4th	NCAA Second Round
2013-14	Pittsburgh	26-10 (.722)	11-7 (.611)	5th	NCAA Third Round
2014-15	Pittsburgh	19-15 (.559)	8-10 (.444)	T-9th	NIT First Round
2015-16	Pittsburgh	21-12 (.636)	9-9 (.500)	T-9th	NCAA First Round
2016-17	TCU	24-15 (.615)	6-12 (.333)	T-7th	NIT Champions
2017-18	TCU	4-0			
At Pittsburgh		328-123 (.727)	143-81 (.638)	---	---
At TCU		28-15 (.634)	6-12 (.333)	---	---
Overall Career		356-138 (.718)	149-93 (.616)	---	---

JAMIE DIXON BY THE NUMBERS

COACHING HONORS		NATIONAL ACHIEVEMENTS		DIXON'S PLAYERS	
National Coach of the Year	4	NBA players		NBA players	5
Region Coach of the Year	1	NIT Championship	1	NBA draftees	6
Conference Coach of the Year	1	NCAA Tournament app.	11	Consensus All-Americans	4
		NCAA Tournament wins	12	All-Region honorees	16
		NCAA Tournament games	23	Conf. Player of the Year	1
		Elite Eight appearances	1	Conf. Freshman of the Year	2
		Sweet Sixteen appearances	3	Conf. Most Improved Player	4
Winning percentage	.718	Earned No. 1 seed	2	Total Conf. award winners	16
30-win seasons	2	Earned a high seed (1-5)	7	All-Conference selections	21
25-win seasons	8	Total postseason appearances	14	Conference Player of the Week	19
20-win seasons	13			Conference Rookie/Newcomer of the Week	14
20-win/10-league win seasons	10			1,000-point scorers	18
10-win league seasons	10				
		CONFERENCE ACHIEVEMENTS			
		Total conference titles	3		
		Regular season W-L	149-93		
		Regular season win. pct.	.625		
		Regular season titles	2		
		Tournament titles	1		
		Tournament title game app.	4		
		Conference tournament wins	17		

TCU'S LONGEST

	17-18 SEASON	UNDER DIXON
Longest Winning Streak	3	8
Longest Losing Streak		7
In season only		

RECORD WHEN

	17-18 SEASON	UNDER DIXON
at Home	4-0	19-6
on the Road		4-8
Neutral Site		5-1
Leading at halftime	4-0	24-2
Trailing at halftime		4-13
Tied at halftime		0-0
Overtime		2-0
Out-shooting the opposition	4-0	25-6
Out-shot by the Opposition		3-9
Shooting the Same		0-0
USF shoots 50% or better from field	2-0	13-3
USF shoots 40-49% from field	2-0	13-7
USF shoots under 40% from field		4-1
Opp. shoots 50% or better from field	1-0	2-6
Opp. shoots 40-49% from field	2-0	18-8
Opp. shoots under 40% from field	1-0	8-1
TCU outrebounds opponent	4-0	26-6
Opp. outrebounds TCU		2-7
Tied in rebounds		0-3
TCU records 10 or more steals	2-0	11-0
TCU records 15 or more assists	4-0	6-3
TCU commits less than 15 turnovers	4-0	19-10
TCU commits 15 or more turnovers		9-5
Turnovers are equal	1-0	1-0
TCU commits less turnovers than opp.	2-0	16-5
TCU commits more turnovers than opp.	1-0	7-8
TCU shoots 50% or better from the line	3-0	26-13
TCU shoots under 50% from the line	1-0	2-2
TCU shoots 70% or better from the line	2-0	13-7
TCU scores 59 points or less		0-3
TCU scores between 60-69 points		6-6
TCU scores between 70-79 points	1-0	6-4
TCU scores between 80-89 points	1-0	10-2
TCU scores between 90-99 points	1-0	5-0
TCU scores 100+ points	1-0	1-0
Playing in November	4-0	11-0
Playing in December		4-2
Playing in January		3-5
Playing in February		3-5
Playing in March		7-3
Playing on Saturday		5-7
Playing on Sunday		2-0
Playing on Monday	2-0	4-1
Playing on Tuesday		4-0
Playing on Wednesday	1-0	7-5
Playing on Thursday		2-0
Playing on Friday	1-0	4-2
Playing during the afternoon (before 5 p.m.)		5-4
Playing during the evening	4-0	23-11
Games decided by three points or less		5-3
Games decided by four to 10 points	2-0	8-5
Games decided by 11-20 points		8-6
Games decided by more than 20 points	2-0	7-1
Winning the opening tip	1-0	15-3
In white uniforms	4-0	21-5
In purple uniforms		6-8
In anthracite uniforms		0-1
In retro uniforms		1-1
vs. Top 25 Teams		1-7

TCU'S LARGEST

	SEASON	UNDER DIXON
Lead	45 (vs. TTU, 11/13/17)	45 (vs. TTU, 11/13/17)
Deficit	6 (vs. USD, 11/15/17)	26 (vs. Iowa State, 3/10/17)
Margin of Victory	37 (vs. TTU, 11/13/17)	37.2x (last vs. TTU, 11/13/17)
Margin of Defeat	-	21 (vs. Iowa State, 3/10/17)
Halftime Lead	28 (vs. TTU, 11/13/17)	32 (vs. Alabama State, 11/14/16)
Halftime Deficit	-	17 (vs. Iowa State, 3/10/17)
Deficit in Win	6 (vs. USD, 11/15/17)	17 (vs. Washington, 11/30/16)
Halftime Deficit in Win	-	5 (vs. Illinois State, 11/21/17)
Lead in Loss	-	10 (vs. Kansas, 12/30/17)
Halftime Lead in Loss	-	3 (vs. West Virginia, 2/25/17)

TCU AWARDS

VLADIMIR BRODZIANSKY	
Kareem Abdul-Jabbar Watch List	10/20/17
Preseason All-Big 12 Conference	10/12/17
KENRICH WILLIAMS	
Preseason All-Big 12 Conference Honorable Mention	10/12/17

RECORD WATCH

CAREER BLOCKED SHOTS			
Rnk	No.	Player	Years
1.	171	James Penny	1995-98
2.	170	Derrick Davenport	2000-01
3.	166	Kurt Thomas	1991-95
4.	133	Reggie Smith	1989-92
5.	126	Vladimir Brodziansky	2015-present

DUNKS

Brodziansky	5
Miller	3
Williams	2
Hamdy	1
Bane	1
Nembhard	1
Noi	1

CHARGES TAKEN

Fisher	1
--------	---

STREAKS

TEAM W/L - OVERALL *dating back to last year	
Overall	W, 9
Home	W, 6
Road	W, 1
Neutral site	W, 2
Unranked teams	W, 9

TEAM W/L - RANKED OPPONENTS

Ranked teams overall	L, 1
last win: March 9, 2017 vs. #1 Kansas	
Ranked teams home	L, 10
last win: Feb. 14, 2015 vs. #21 Oklahoma State	
Ranked teams road	L, 40
last win: Jan. 19, 1998 at #24 Hawaii	
Ranked teams neutral site	L, 1
last win: March 9, 2017 vs. #1 Kansas	

dating back to last season...

LEADING TCU IN SCORING	
Brodziansky	2

LEADING TCU IN REBOUNDS	
Williams	2
Brodziansky	1

LEADING TCU IN ASSISTS	
Fisher	2

DOUBLE-FIGURE SCORING GAMES	
Brodziansky	8
Bane	4
Hamdy	1
Miller	1
Williams	1

GAMES WITH A 3-POINTER	
TCU*	75
Bane	9
Fisher	4
Brodziansky	3
Robinson	2
Williams	3
Dry	1
Olden	1

* Has made at least one 3-pointer in 818-of-820 games

CAREER DOUBLE-DOUBLES

Vladimir Brodziansky - 3	
19 P, 10 R	Baylor (1/21/17)
25 P, 14 R	vs. Iowa St. (1/14/17)
13 P, 10 R	vs. Texas Tech (BI2T) (3/9/16)

Ahmed Hamdy - 2	
13 P, 11 R	vs. La Salle (1/22/17)
13 P, 10 R	at Davidson (1/14/17)

JD Miller - 1	
19 P, 11 R	at Iowa State (2/20/16)

Alex Robinson - 3	
10 P, 11 A	vs. Georgia Tech (NIT) (3/30/17)
19 P, 11 A	at Iowa (NIT) (3/19/17)
12 P, 10 A	at SMU (12/7/16)

Kenrich Williams - 22	
13 P, 14 R	vs. ULM (11/10/17)
25 P, 12 R	vs. Georgia Tech (NIT) (3/30/17)
14 P, 14 R	vs. UCF (NIT) (3/28/17)
15 P, 10 R	at Iowa (NIT) (3/19/17)
11 P, 14 R, 10 A	vs. Richmond (NIT) (3/21/17)
13 P, 10 R	Fresno State (NIT) (3/15/17)
19 P, 11 R	vs. Oklahoma (Big 12) (3/8/17)
17 P, 13 R	at Oklahoma (3/4/17)
13 P, 11 R	Kansas State (3/1/17)
10 P, 10 R	vs. West Virginia (2/25/17)
12 P, 11 R	vs. Oklahoma State (2/15/17)
11 P, 10 R	at Kansas State (2/1/17)
20 P, 12 R	at Oklahoma State (1/23/17)
16 P, 12 R	vs. Baylor (1/21/17)
13 P, 13 R	vs. Iowa State (1/14/17)
11 P, 11 R	vs. Kansas (12/30/16)
11 P, 13 R	vs. Wofford (12/10/16)
15 P, 13 R	vs. Arkansas State (12/3/16)
10 P, 10 R	vs. Washington (11/30/16)
13 P, 10 R	vs. Illinois State (11/21/16)
10 P, 16 R	vs. Texas Tech (2/25/15)
10 P, 11 R	vs. Mississippi State (11/29/14)

#0 Jaylen Fisher


6-2 | 200 | G | SO | ARLINGTON, TENN. | BOLTON HS

Overview

- 2017 All-Big 12 Honorable Mention
- Led all Big 12 freshmen with 4.0 assists per game and 54 made 3-pointers (1.5 per game) last season.
- Made at least one 3-pointer in 18 consecutive games during his freshman season.
- The highest ranked recruit by ESPN to ever play for the Horned Frogs. Ranked as the No. 34 overall player in the country and eighth-best point guard by ESPN.

2017-18 Highlights

-



GAME HIGHS

Points

Season 11 (11/13/17 vs. TTU)
 Career 18 2x (last 2/25/17 vs. West Virginia)

Rebounds

Season 2 (11/13/17 vs. TTU)
 Career 4 2x (last 1/11/17 at Texas)

Assists

Season 5 (11/10/17 vs. ULM)
 Career 11 (1/14/17 vs. Iowa State)

Steals

Season 2 (11/15/17 vs. USD)
 Career 4 (11/11/16 vs. St. Thomas)

Blocks

Season --
 Career 1, 4x (last 2/25/17 vs. West Virginia)

Field Goals

Season 3, 4x (last 11/20/17 vs. Omaha)
 Career 6, 2x (last 2/7/17 vs. Texas Tech)

Field Goal Attempts

Season 8, 3x (last 11/20/17 vs. Omaha)
 Career 14 2x (last 3/4/17 at Oklahoma)

3-Point Field Goals:

Season 3, 2x (last 11/20/17 vs. Omaha)
 Career 4 (1/11/17 at Texas)

3-Point Field Goal Attempts

Season 8 (11/20/17 vs. Omaha)
 Career 8, 2x (last 11/20/17 vs. Omaha)

Free Throws

Season 2 (11/13/17 vs. TTU)
 Career 6 (11/30/16 vs. Washington)

Free Throw Attempts

Season 2 (11/13/17 vs. TTU)
 Career 8 (11/30/16 vs. Washington)

Minutes

Season 26 (11/20/17 vs. Omaha)
 Career 38 (12/30/16 vs. Kansas)

MISCELLANEOUS STATS

Year	Season	Career	W/L
10+ Points:	1	20	14-6
10+ Rebs:	-	-	0-0
Double-Doubles:	-	-	0-0
5+ Assists:	3	13	10-3
Led Team In Points:	-	4	2-2
Led Team In Rebounds:	-	-	0-0
Led Team In Assists:	2	13	8-5

Season	gp-gs	min/avg	Total		3-Point		F-Throws		Rebounds				Scoring							
			fg-fga	pct	fg-fga	pct	ft-fga	pct	off	def	tot	avg	pf	fo	ast	to	blk	stl	pts	avg
2016-17	35-34	1032/29.5	117-300	.390	54-142	.380	58-77	.753	13	55	68	1.9	72	0	140	95	5	36	346	9.9
2017-18	4-1	89/22.3	12-27	.444	9-20	.450	2-2	1.000	1	4	5	1.3	5	0	21	7	0	4	35	8.8
TOTAL	39-35	1121/28.7	129-327	.394	63-162	.389	60-79	.759	14	59	73	1.9	77	0	161	102	5	40	381	9.8

Opponent	Date	gs	min	Total		3-Pointers		Free throws		Rebounds				pf	a	t/o	blk	stl	pts	avg	
				fg-fga	pct	3fg-fga	pct	ft-fga	pct	off	def	tot	avg								
ULM	11/10/17		21	3-8	.375	2-5	.400	0-0	.000	0	1	1	1.0	1	5	1	0	0	8	8.0	
TENNESSEE TECH	11/13/17		20	3-3	1.000	3-3	1.000	2-2	1.000	1	1	2	1.5	2	2	0	1	11	9.5		
SOUTH DAKOTA	11/15/17		22	3-8	.375	1-4	.250	0-0	.000	0	0	0	1.0	1	5	2	0	2	7	8.7	
OMAHA	11/20/17	*	26	3-8	.375	3-8	.375	0-0	.000	0	2	2	1.3	1	9	2	0	1	9	8.8	
Totals			1	89	12-27	.444	9-20	.450	2-2	1.000	1	4	5	1.3	5	21	7	0	4	35	8.8

Games played: 4
 Minutes/game: 22.3
 Points/game: 8.8
 FG Pct: 44.4
 3FG Pct: 45.0
 FT Pct: 100.0

Rebounds/game: 1.3
 Assists/game: 5.3
 Turnovers/game: 1.8
 Assist/turnover ratio: 3.0
 Steals/game: 1.0

#1 Desmond Bane

6-5 | 215 | G | SO | RICHMOND, IND. | SETON CATHOLIC HS

Overview

- Named Big 12 Men's Basketball Newcomer of the Week after scoring 18 points and grabbing seven rebounds against Bradley (12/21/16).
- As a freshman, tied for the team-lead in 3-point percentage at .380 (30-for-79).
- Played AAU for Indiana Elite, averaged 30.0 points, 11.5 rebounds, 6.1 assists and 3.2 blocks per game during his senior season.
- At Seton Catholic HS, had a career-high 62-point outing his senior season, averaged 24.9 points per game and 10.6 rebounds, while scoring over 1,900 points.

2017-18 Highlights

- Had career game vs. Tennessee Tech (24 pts., 5 rebs., 4 asts.)



GAME HIGHS

Points

Season 24 (11/13/17 vs. TTU)
Career Same

Rebounds

Season 5 (11/13/17 vs. TTU)
Career 7, 2x (last 12/21/16 vs. Bradley)

Assists

Season 4, 3x (last 11/15/17 vs. USD)
Career 4, 4x (last 11/15/17 vs. USD)

Steals

Season 3 (11/15/17 vs. USD)
Career Same

Blocks

Season 1 (11/10/17 vs. ULM)
Career 2 (1/3/17 vs. Oklahoma)

Field Goals

Season 6 (11/13/17 vs. TTU)
Career 6, 4x (last 11/13/17 vs. TTU)

Field Goal Attempts

Season 13 (11/13/17 vs. TTU)
Career Same

3-Point Field Goals:

Season 6 (11/13/17 vs. TTU)
Career Same

3-Point Field Goal Attempts

Season 10 (11/13/17 vs. TTU)
Career Same

Free Throws

Season 2, twice (last 11/20/17 vs. Omaha)
Career 6 (3/19/17 at Iowa)

Free Throw Attempts

Season 4 (11/10/17 vs. ULM)
Career 7 (3/19/17 at Iowa)

Minutes

Season 29 (11/10/17 vs. ULM)
Career 37, (3/19/17 at Iowa)

MISCELLANEOUS STATS

Year	Season	Career	W/L
10+ Points:	4	15	14-1
10+ Rebs:	-	-	0-0
Double-Doubles:	-	-	0-0
5+ Assists:	-	-	0-0
Led Team In Points:	1	4	4-0
Led Team In Rebounds:	-	2	2-0
Led Team In Assists:	-	-	0-0

Season	gp-gs	min/avg	Total		3-Point		F-Throws		Rebounds						Scoring					
			fg-fga	pct	fg-fga	pct	ft-fa	pct	off	def	tot	avg	pf	fo	ast	to	blk	stl	pts	avg
2016-17	39-13	807/20.7	102-198	.515	30-79	.380	43-56	.768	27	86	113	2.9	74	1	38	39	9	12	277	7.1
2017-18	4-4	107/26.8	22-28	.786	12-17	.706	4-6	.667	0	14	14	3.5	5	0	12	9	1	7	60	15.0
TOTAL	43-17	914/21.3	124-226	.549	42-96	.438	47-62	.758	27	100	127	3.0	79	1	50	48	10	19	337	7.8

Opponent	Date	gs	min	Total		3-Pointers		Free throws		Rebounds						pts	avg				
				fg-fga	pct	3fg-fga	pct	ft-fa	pct	off	def	tot	avg	pf	a			t/o	blk	stl	
ULM	11/10/17	*	29	4-5	.800	2-3	.667	2-4	.500	0	4	4	4.0	2	4	3	1	2	12	12.0	
TENNESSEE TECH	11/13/17	*	25	9-13	.692	6-10	.600	0-0	.000	0	5	5	4.5	0	4	2	0	0	24	18.0	
SOUTH DAKOTA	11/15/17	*	32	4-5	.800	2-2	1.000	0-0	.000	0	2	2	3.7	1	4	2	0	3	10	15.3	
OMAHA	11/20/17	*	21	5-5	1.000	2-2	1.000	2-2	1.000	0	3	3	3.5	2	0	2	0	2	14	15.0	
Totals			4	107	22-28	.786	12-17	.706	4-6	.667	0	14	14	3.5	5	12	9	1	7	60	15.0

Games played: 4
Minutes/game: 26.8
Points/game: 15.0
FG Pct: 78.6
3FG Pct: 70.6
FT Pct: 66.7

Rebounds/game: 3.5
Assists/game: 3.0
Turnovers/game: 2.3
Assist/turnover ratio: 1.3
Steals/game: 1.8
Blocks/game: 0.3

#2 Shawn Olden

6-3 | 185 | G | JR | TULSA, OKLA. | NEW MEXICO JC/PEPPERDINE/TULSA UNION HS

Overview

- Averaged 16.6 points, 4.2 rebounds and 1.7 assists per game at New Mexico Junior College in 2016-17. Shot 38.4 percent from the field and 36.6 percent from 3-point range
- Played in nine games as a sophomore at Pepperdine, but then underwent season-ending ankle surgery and missed the final 20 games of the season. Was awarded a medical redshirt.
- Earned **West Coast Conference All-Freshman** team honors in 2014-15. Finished third on the team and second among WCC freshmen at 9.2 points per game overall and 9.3 in conference games.
- Named the state player of the year in Oklahoma as a senior at Tulsa Union.
- Earned MVP of Oklahoma's Class 6A state tournament after leading Union to a 2014 state championship.

2017-18 Highlights

-



GAME HIGHS

Points

Season	9 (11/20/17 vs. Omaha)
Career	18 (12/12/15 vs. Ball State)

Rebounds

Season	1 (last 11/20/17 vs. Omaha)
Career	6, 2x (last 3/9/15 vs. Gonzaga)

Assists

Season	4 (11/20/17 vs. Omaha)
Career	5 (12/29/14 at Loyola Marymount)

Steals

Season	2 (11/20/17 vs. Omaha)
Career	4 (12/5/15 at Cal State Northridge)

Blocks

Season	--
Career	2 (11/17/14 vs. Cal Lutheran)

Field Goals

Season	--
Career	6, 3x (last 12/21/16 vs. Bradley)

Field Goal Attempts

Season	1 (11/10/17 vs. ULM)
Career	15 (1/22/15 at San Francisco)

3-Point Field Goals:

Season	3 (11/20/17 vs. Omaha)
Career	4, 2x (last at Ball State)

3-Point Field Goal Attempts

Season	6 (11/20/17 vs. Omaha)
Career	8 (11/24/14 at Iowa)

Free Throws

Season	--
Career	7 (12/15/14 vs. South Alabama)

Free Throw Attempts

Season	1 (11/20/17 vs. Omaha)
Career	9 (1/17/15 vs. Portland)

Minutes

Season	24 (11/20/17 vs. Omaha)
Career	40 (1/17/15 vs. Portland)

MISCELLANEOUS STATS

Year	Season	Career	W/L
10+ Points:	-	11	0-0
10+ Rebs:	-	-	0-0
Double-Doubles:	-	-	0-0
5+ Assists:	-	1	0-0
Led Team In Points:	-	3	0-0
Led Team In Rebounds:	-	-	0-0
Led Team In Assists:	-	5	0-0

Season	gp-gs	min/avg	Total		3-Point		F-Throws		Rebounds				Scoring							
			fg-fga	pct	fg-fga	pct	ft-fa	pct	off	def	tot	avg	pf	fo	ast	to	blk	stl	pts	avg
2014-15*	30-28	855/28.5	81-217	.373	35-116	.302	79-107	.738	23	50	73	2.4	62	0	55	54	8	30	276	9.2
2015-16*	9-0	184/20.4	23-50	.460	13-29	.448	11-15	.733	2	17	19	2.1	16	0	7	10	2	8	70	7.8
2017-18	3-0	46/15.3	3-9	.333	3-7	.429	0-1	.000	0	2	2	0.7	3	0	4	2	0	4	9	3.0
TOTAL	3-0	46/15.3	3-9	.333	3-7	.429	0-1	.000	0	2	2	0.7	3	0	4	2	0	4	9	3.0
All*	42-28	1085/25.8	107-276	.388	51-152	.336	90-123	.732	25	69	94	2.2	81	0	66	66	10	42	355	8.5

Opponent	Date	gs	min	Total		3-Pointers		Free throws		Rebounds				pf	a	t/o	blk	stl	pts	avg
				fg-fga	pct	3fg-fga	pct	ft-fa	pct	off	def	tot	avg							
ULM	11/10/17		5	0-1	.000	0-0	.000	0-0	.000	0	0	0	0.0	0	0	0	0	1	0	0.0
TENNESSEE TECH	11/13/17		17	0-1	.000	0-1	.000	0-0	.000	0	1	1	0.5	1	0	1	0	1	0	0.0
SOUTH DAKOTA	11/15/17		dnp	-	-	-	-	-	-	-	-	-	-	-	-	-	-	-	-	-
OMAHA	11/20/17		24	3-7	.429	3-6	.500	0-1	.000	0	1	1	0.7	2	4	1	0	2	9	3.0
Totals			46	3-9	.333	3-7	.429	0-1	.000	0	2	2	0.7	3	4	2	0	4	9	3.0

Games played: 3
 Minutes/game: 15.3
 Points/game: 3.0
 FG Pct: 33.3
 3FG Pct: 42.9
 FT Pct: 0.0

Rebounds/game: 0.7
 Assists/game: 1.3
 Turnovers/game: 0.7
 Assist/turnover ratio: 2.0
 Steals/game: 1.3

#10 Vladimir Brodziansky

6-11 | 230 | F | SR | PRIEVIDZA, SLOVAKIA | PRATT CC (KAN.) / CANARIAS BASKETBALL ACADEMY

Overview

- 2016-17 honors: All-Big 12 Second Team, Big 12 All-Defensive Team, All-Big 12 Honorable Mention (AP), Academic All-Big 12, NABC All-District 8, NIT All-Tournament Team
- Ranked third in the Big 12 and 37th in the NCAA with 2.1 blocks per game, which tied for the fifth-best average in school history (James Penny (1995-96)).
- Totaled 82 blocks, which ranked as the second most in school history for a single season.
- Shot 56.4 percent from the field, the second best in the conference, the 38th best in the NCAA and ninth-best in a season at TCU.
- Was TCU's first-ever Big 12 Player of the Week on Jan. 16 after averaging 22 points and 10 rebounds in a 2-0 week for the Frogs.
- Averaged 15.3 points per game and 8.8 rebounds at Pratt Community College (Kan.) as a freshman during the 2014-15 season.
- The No. 21 rated junior college prospect nationally, while also being rated as the No. 10 rated junior college power forward via 247sports.

2017-18 Highlights

- Preseason All-Big 12 Conference
- Kareem Abdul-Jabbar Award Watch List
- Ranked No. 99 on NBCSports.com's Top 100 Players (10/23)
- Has recorded a block in six-straight games.



GAME HIGHS

Points

Season	23 (11/15/17 vs. USD)
Career	28 (12/30/16 vs. Kansas)

Rebounds

Season	6 (11/20/17 vs. Omaha)
Career	14 (1/14/17 vs. Iowa State)

Assists

Season	3 (11/13/17 vs. TTU)
Career	5 (11/13/15 vs. Southeastern La.)

Steals

Season	1 (11/13/17 vs. TTU)
Career	2, 3x (last 3/9/16 vs. Texas Tech)

Blocks

Season	3, 3x (last, 11/15/17 vs. USD)
Career	5, 3x (last 1/18/17 at Texas Tech)

Field Goals

Season	8, 2x (11/15/17 vs. USD)
Career	11 (1/14/17 vs. Iowa State)

Field Goal Attempts

Season	15 (11/15/17 vs. USD)
Career	19 (12/30/16 vs. Kansas)

3-Point Field Goals:

Season	1, 3x (last 11/20/17 vs. Omaha)
Career	2, 5x (last 1/21/17 vs. Baylor)

3-Point Field Goal Attempts

Season	1 (11/10/17 vs. ULM)
Career	5 2x (last 1/21/17 vs. Baylor)

Free Throws

Season	8 (11/20/17 vs. Omaha)
Career	10 (3x, last 3/21/17 vs. Richmond)

Free Throw Attempts

Season	9 (11/20/17 vs. Omaha)
Career	13 (11/21/16 vs. Illinois State)

Minutes

Season	31 (11/15/17 vs. USD)
Career	35 (12/2/15 vs. SMU)

MISCELLANEOUS STATS

Year	Season	Career	W/L
10+ Points:	4	50	27-23
10+ Rebs:	-	5	3-2
Double-Doubles:	-	4	3-1
5+ Assists:	-	1	1-0
Led Team In Points:	3	24	14-10
Led Team In Rebounds:	1	11	5-6
Led Team In Assists:	-	2	1-1

Season	gp-gs	min/avg	Total		3-Point		F-Throws		Rebounds				Scoring							
			fg-fga	pct	fg-fga	pct	ft-fga	pct	off	def	tot	avg	pf	fo	ast	to	blk	stl	pts	avg
2015-16	33-17	720/21.8	120-231	.519	14-43	.326	66-96	.688	58	92	150	4.5	71	2	18	41	34	8	320	9.7
2016-17	39-30	934/23.9	203-360	.564	11-30	.367	131-169	.775	85	137	222	5.7	81	0	24	42	82	13	548	14.1
2017-18	4-4	99/24.8	26-40	.650	3-12	.250	14-20	.700	2	15	17	4.3	5	0	5	6	10	1	69	17.3
TOTAL	76-51	1753/23.1	349-631	.553	28-85	.329	211-285	.740	145	244	389	5.1	157	2	47	89	126	22	937	12.3

Opponent	Date	gs	min	Total		3-Pointers		Free throws		Rebounds				pf	a	t/o	blk	stl	pts	avg	
				fg-fga	pct	3fg-fga	pct	ft-fga	pct	off	def	tot	avg								
ULM	11/10/17	*	28	8-11	.727	0-1	.000	0-2	.000	2	1	3	3.0	3	0	1	3	0	16	16.0	
TENNESSEE TECH	11/13/17	*	20	5-6	.833	1-2	.500	0-2	.000	0	3	3	3.0	1	3	0	3	1	11	13.5	
SOUTH DAKOTA	11/15/17	*	31	8-15	.533	1-5	.200	6-7	.857	0	5	5	3.7	0	2	3	3	0	23	16.7	
OMAHA	11/20/17	*	20	5-8	.625	1-4	.250	8-9	.889	0	6	6	4.3	1	0	2	1	0	19	17.3	
Totals			4	99	26-40	.650	3-12	.250	14-20	.700	2	15	17	4.3	5	5	6	10	1	69	17.3

Games played: 4
 Minutes/game: 24.8
 Points/game: 17.3
 FG Pct: 65.0
 3FG Pct: 25.0
 FT Pct: 70.0

Rebounds/game: 4.3
 Assists/game: 1.3
 Turnovers/game: 1.5
 Assist/turnover ratio: 0.8
 Steals/game: 0.3
 Blocks/game: 2.5

#12 Kouat Noi

6-7 | 210 | F | RS-FR | NEWCASTLE, AUSTRALIA | MONTVERDE ACADEMY (FLA.)

Overview

- One of 26 college freshmen who are from Australia.
- Ranked as the No. 1 Australian freshman for the 2017-18 season according to Fox Sports.
- Among the eight listed as best international newcomers by 247Sports.com.
- Led TCU with 14.0 points and grabbed 5.2 rebounds per game over TCU's five exhibition games in Australia.
- Wing span of 6-foot-11 inches ranks third on the team.
- Competed at Montverde Academy Prep in Montverde, Fla. during the 2015-16 season.
- Was a consensus three-star recruit and the No. 19 ranked player in the state of Florida by 247Sports.
- Ranked No. 7 overall in the 2016 Australian Class rankings according to AUSAHoops.com.

2017-18 Highlights

- Led TCU with 14.0 points and grabbed 5.2 rebounds per game over TCU's five exhibition games in Australia.



GAME HIGHS

Points

Season	14 (11/15/17 vs. USD)
Career	Same

Rebounds

Season	8 (11/10/17 vs. ULM)
Career	Same

Assists

Season	2 (11/20/17 vs. Omaha)
Career	Same

Steals

Season	3 (11/20/17 vs. Omaha)
Career	Same

Blocks

Season	--
Career	Same

Field Goals

Season	5 (11/15/17 vs. USD)
Career	Same

Field Goal Attempts

Season	8 (11/10/17 vs. ULM)
Career	Same

3-Point Field Goals:

Season	2, 2x (last, 11/15/17 vs. USD)
Career	Same

3-Point Field Goal Attempts

Season	5 (11/10/17 vs. ULM)
Career	Same

Free Throws

Season	6 (11/13/17 vs. TTU)
Career	Same

Free Throw Attempts

Season	9 (11/13/17 vs. TTU)
Career	Same

Minutes

Season	22 (11/10/17 vs. ULM)
Career	Same

MISCELLANEOUS STATS

Year	Season	W/L
10+ Points:	3	3-0
10+ Rebs:	-	0-0
Double-Doubles:	-	0-0
5+ Assists:	-	0-0
Led Team In Points:	-	0-0
Led Team In Rebounds:	-	0-0
Led Team In Assists:	-	0-0

Season	gp-gs	min/avg	Total		3-Point		F-Throws		Rebounds				Scoring							
			fg-fga	pct	fg-fga	pct	ft-fa	pct	off	def	tot	avg	pf	fo	ast	to	blk	stl	pts	avg
2017-18	4-0	77/19.3	14-25	.560	4-12	.333	11-19	.579	5	16	21	5.3	6	0	4	3	0	3	43	10.8
TOTAL	4-0	77/19.3	14-25	.560	4-12	.333	11-19	.579	5	16	21	5.3	6	0	4	3	0	3	43	10.8

Opponent	Date	gs	min	Total		3-Pointers		Free throws		Rebounds				pf	a	t/o	blk	stl	pts	avg
				fg-fga	pct	3fg-fga	pct	ft-fa	pct	off	def	tot	avg							
ULM	11/10/17	22	4-8	.500	2-5	.400	2-7	.286	2	6	8	8.0	1	0	1	0	0	12	12.0	
TENNESSEE TECH	11/13/17	17	2-5	.400	0-2	.000	6-9	.667	1	2	3	5.5	1	1	0	0	0	10	11.0	
SOUTH DAKOTA	11/15/17	19	5-7	.714	2-4	.500	2-2	1.000	1	5	6	5.7	3	1	2	0	0	14	12.0	
OMAHA	11/20/17	19	3-5	.600	0-1	.000	1-1	1.000	1	3	4	5.3	1	2	0	0	3	7	10.8	
Totals		0	77	14-25	.560	4-12	.333	11-19	.579	5	16	21	5.3	6	4	3	0	3	43	10.8

Games played: 4
 Minutes/game: 19.3
 Points/game: 10.8
 FG Pct: 56.0
 3FG Pct: 33.3
 FT Pct: 57.9

Rebounds/game: 5.3
 Assists/game: 1.0
 Turnovers/game: 0.8
 Assist/turnover ratio: 1.3
 Steals/game: 0.8

#15 JD Miller

6-8 | 235 | F | JR | DALLAS, TEXAS | SEAGOVILLE HS

Overview

- Body fat percentage decreased from 11.9 at the end of April to 7.5 at the start of the season.
- Wing span of 7-feet and 1/2 inch is the second largest on the team.
- Max squat of 590 is tied for first on the team with Clayton Crawford.
- Started in 36 of 37 games played during the 2016-17 season and averaged 7.2 points and 3.2 rebounds.
- Ranked as a four-star recruit and the 19th best small forward in the nation by ESPN.com.
- Ranked No. 10 overall among ESPN's 2015 Top Texas Recruits.
- Was a three-star rated recruit according to Rivals and Scout.com, led Seagoville High School to a 20-12 record, while averaging 24.5 points and 13 boards.

2017-18 Highlights

- Averaged 12.0 points and a team-high 7.8 rebounds in TCU's five exhibition games in Australia.



GAME HIGHS

Points

Season	17 (11/13/17 vs. TTU)
Career	19 (2/20/16 @ Iowa State)

Rebounds

Season	9 (11/13/17 vs. TTU)
Career	12 (12/8/15 at Washington)

Assists

Season	2 (last 11/20/17 vs. Omaha)
Career	6 (1/28/17 vs. Auburn)

Steals

Season	--
Career	3 (3/10/16 vs. West Virginia)

Blocks

Season	--
Career	5 (11/13/15 vs. Southeastern La.)

Field Goals

Season	7 (11/13/17 vs. TTU)
Career	8 (1/28/17 vs. Auburn)

Field Goal Attempts

Season	10 (11/13/17 vs. TTU)
Career	17 (1/28/17 vs. Auburn)

3-Point Field Goals:

Season	3 (11/13/17 vs. TTU)
Career	4 (2/7/17 vs. Texas Tech)

3-Point Field Goal Attempts

Season	5 (11/13/17 vs. TTU)
Career	6 (1/28/17 vs. Auburn)

Free Throws

Season	6 (11/10/17 vs. ULM)
Career	7 (2/6/16 vs. Kansas)

Free Throw Attempts

Season	8 (11/10/17 vs. ULM)
Career	8 (2/6/16 vs. Kansas)

Minutes

Season	24 (11/13/17 vs. TTU)
Career	34, 2x (last 2/18/17 at Iowa State)

MISCELLANEOUS STATS

Year	Season	Career	W/L
10+ Points:	3	18	10-8
10+ Rebs:	-	2	0-2
Double-Doubles:	-	1	0-1
5+ Assists:	-	1	0-1
Led Team In Points:	-	4	1-3
Led Team In Rebounds:	-	8	2-6
Led Team In Assists:	-	2	0-2

Season	gp-gs	min/avg	Total		3-Point		F-Throws		Rebounds				Scoring							
			fg-fga	pct	fg-fga	pct	ft-fa	pct	off	def	tot	avg	pf	fo	ast	to	blk	stl	pts	avg
2015-16	33-3	640/19.4	72-189	.381	6-20	.300	73-103	.709	63	78	141	4.3	52	0	21	50	18	26	223	6.8
2016-17	37-36	697/18.8	101-239	.423	32-101	.317	34-56	.607	30	90	120	3.2	47	0	37	39	15	19	268	7.2
2017-18	4-4	83/20.8	16-28	.571	4-11	.364	9-13	.692	4	17	21	5.3	4	0	5	3	1	3	45	11.3
TOTAL	74-43	1420/19.2	189-456	.414	42-132	.318	116-172	.674	97	185	282	3.8	103	0	63	92	34	48	536	7.2

Opponent	Date	gs	min	Total		3-Pointers		Free throws		Rebounds				pf	a	t/o	blk	stl	pts	avg	
				fg-fga	pct	3fg-fga	pct	ft-fa	pct	off	def	tot	avg								
ULM	11/10/17	*	18	3-4	.750	0-0	.000	6-8	.750	2	1	3	3.0	2	1	0	0	0	12	12.0	
TENNESSEE TECH	11/13/17	*	24	7-10	.700	3-5	.600	0-1	.000	1	8	9	6.0	0	1	0	1	0	17	14.5	
SOUTH DAKOTA	11/15/17	*	21	2-6	.333	1-3	.333	1-2	.500	0	6	6	6.0	1	1	2	0	0	6	11.7	
OMAHA	11/20/17	*	20	4-8	.500	0-3	.000	2-2	1.000	1	2	3	5.3	1	2	1	0	3	10	11.3	
Totals			4	83	16-28	.571	4-11	.364	9-13	.692	4	17	21	5.3	4	5	3	1	3	45	11.3

Games played: 4
 Minutes/game: 20.8
 Points/game: 11.3
 FG Pct: 57.1
 3FG Pct: 36.4
 FT Pct: 69.2

Rebounds/game: 5.3
 Assists/game: 1.3
 Turnovers/game: 0.8
 Assist/turnover ratio: 1.7
 Steals/game: 0.8
 Blocks/game: 0.3

#20 Dalton Dry

6-4 | 190 | G | SR | FORT WORTH, TEXAS | FW COUNTRY DAY HS

Overview

- Four-year walk-on.
- Appeared in 13 games off the bench last season.
- Was 2-for-4 from 3-point range including 1-for-1 in the NIT championship game against Georgia Tech and scored three points. Also scored three points against Alabama State.
- Appeared in each of the final three games of the season.
- Father, Michael, played football for TCU, while his cousin, Matt Panfil, also saw action for the Frogs from 2005-08.
- The grandson of former TCU head football coach F.A. Dry.

2017-18 Highlights

- Has scored more points this season than all of last season.
- Career-high six points vs. TTU, previous best was three vs. Georgia Tech.



GAME HIGHS

Points

Season 6 (11/13/17 vs. TTU)
 Career Same

Rebounds

Season 2 (11/20/17 vs. Omaha)
 Career 2, 5x (last 11/20/17 vs. Omaha)

Assists

Season --
 Career 1, 5x (last 12/21/16 vs. Bradley)

Steals

Season 1 (11/13/17 vs. TTU)
 Career 2 (11/19/15 vs. Houston Baptist)

Blocks

Season --
 Career 1 (11/14/14 vs. Prairie View)

Field Goals

Season 1, twice (last 11/20/17 vs. Omaha)
 Career 1, 8x (last 11/20/17 vs. Omaha)

Field Goal Attempts

Season 3 (11/20/17 vs. Omaha)
 Career 3, twice (11/20/17 vs. Omaha)

3-Point Field Goals:

Season 1, twice (last 11/20/17 vs. Omaha)
 Career 1, 5x (last 11/20/17 vs. Omaha)

3-Point Field Goal Attempts

Season 2 (11/13/17 vs. TTU)
 Career 3 (11/24/14 vs. Mississippi Valley St.)

Free Throws

Season 3 (11/13/17 vs. TTU)
 Career Same

Free Throw Attempts

Season 4 (11/13/17 vs. TTU)
 Career 3 (11/13/17 vs. TTU)

Minutes

Season 9 (11/13/17 vs. TTU)
 Career 16 (11/19/15 vs. Houston Baptist)

Season	gp-gs	min/avg	Total		3-Point		F-Throws		Rebounds				Scoring							
			fg-fga	pct	fg-fga	pct	ft-fa	pct	off	def	tot	avg	pf	fo	ast	to	blk	stl	pts	avg
2014-15	10-0	38/3.8	2-5	.400	1-2	.500	0-2	.000	1	5	6	0.6	5	0	1	3	1	2	5	0.5
2015-16	16-0	68/4.3	2-8	.250	0-1	.000	2-6	.333	5	4	9	0.6	14	0	2	6	0	3	6	0.4
2016-17	13-0	27/2.1	2-8	.250	2-4	.500	1-4	.250	1	2	3	0.2	2	0	2	1	0	1	7	0.5
2017-18	2-0	14/7.0	2-5	.400	2-3	.667	4-6	.667	0	2	2	1.0	2	0	0	0	0	1	10	5.0
TOTAL	41-0	147/3.6	8-26	.308	5-10	.500	7-18	.389	7	13	20	0.5	23	0	5	10	1	7	28	0.7

Opponent	Date	gs	min	Total		3-Pointers		Free throws		Rebounds				pf	a	t/o	blk	stl	pts	avg
				fg-fga	pct	3fg-fga	pct	ft-fa	pct	off	def	tot	avg							
ULM	11/10/17		dnp	-	-	-	-	-	-	-	-	-	-	-	-	-	-	-	-	-
TENNESSEE TECH	11/13/17	9		1-2	.500	1-2	.500	3-4	.750	0	0	0	0.0	1	0	0	0	1	6	6.0
SOUTH DAKOTA	11/15/17		dnp	-	-	-	-	-	-	-	-	-	-	-	-	-	-	-	-	-
OMAHA	11/20/17	5		1-3	.333	1-1	1.000	1-2	.500	0	2	2	1.0	1	0	0	0	0	4	5.0
Totals		0	14	2-5	.400	2-3	.667	4-6	.667	0	2	2	1.0	2	0	0	0	1	10	5.0

Games played: 2
 Minutes/game: 7.0
 Points/game: 5.0
 FG Pct: 40.0
 3FG Pct: 66.7
 FT Pct: 66.7

Rebounds/game: 1.0
 Steals/game: 0.5

#22 RJ Nembhard

6-4 | 190 | G | FR | KELLER, TEXAS | KELLER HS

Overview

- Consensus four-star recruit.
- Rated the No. 11 recruit in the state and No. 133 in the country by 247Sports.com. Rated No. 91 in the country by Rivals.com.
- Averaged 26.4 points, 6.5 rebounds, 3.2 assists and 2.0 steals per game as a senior at Keller High School, located 24 miles northeast of TCU.
- Led Keller to a 32-3 record, including 11-1 in district play, and its first state tournament appearance ever. Averaged 31 points in the three playoff games to advance to state.
- Voted District 3-6A MVP and the 2017 Star-Telegram Super Team Player of the Year.
- Was ranked No. 15 in the class of 2017 top 100 players in the state of Texas according to TexasTop100.com.
- Member of All-Hoop DFW First Team...
- As a junior, averaged 21 points per game... Was the 5-6A MVP and earned a spot on the first team of the 2016 Star-Telegram Super Team.

2017-18 Highlights

- Averaged 10.0 points and 2.8 assists per game in TCU's five exhibition games in Australia.



GAME HIGHS

Points

Season	6 (11/20/17 vs. Omaha)
Career	Same

Rebounds

Season	3 (11/13/17 vs. TTU)
Career	Same

Assists

Season	2 (11/20/17 vs. Omaha)
Career	Same

Steals

Season	--
Career	Same

Blocks

Season	1 (11/20/17 vs. Omaha)
Career	Same

Field Goals

Season	3 (11/20/17 vs. Omaha)
Career	Same

Field Goal Attempts

Season	6 (11/20/17 vs. Omaha)
Career	Same

3-Point Field Goals:

Season	--
Career	Same

3-Point Field Goal Attempts

Season	2 (11/13/17 vs. TTU)
Career	Same

Free Throws

Season	1 (11/13/17 vs. TTU)
Career	Same

Free Throw Attempts

Season	4 (11/13/17 vs. TTU)
Career	Same

Minutes

Season	14 (11/20/17 vs. Omaha)
Career	Same

MISCELLANEOUS STATS

Year	Season	W/L
10+ Points:	-	0-0
10+ Rebs:	-	0-0
Double-Doubles:	-	0-0
5+ Assists:	-	0-0
Led Team In Points:	-	0-0
Led Team In Rebounds:	-	0-0
Led Team In Assists:	-	0-0

Season	gp-gs	min/avg	Total		3-Point		F-Throws		Rebounds				Scoring							
			fg-fga	pct	fg-fga	pct	ft-fa	pct	off	def	tot	avg	pf	fo	ast	to	blk	stl	pts	avg
2017-18	3-0	26/8.7	4-10	.400	0-3	.000	1-4	.250	1	3	4	1.3	2	0	3	4	1	0	9	3.0
TOTAL	3-0	26/8.7	4-10	.400	0-3	.000	1-4	.250	1	3	4	1.3	2	0	3	4	1	0	9	3.0

Opponent	Date	gs	min	Total		3-Pointers		Free throws		Rebounds				pf	a	t/o	blk	stl	pts	avg
				fg-fga	pct	3fg-fga	pct	ft-fa	pct	off	def	tot	avg							
ULM	11/10/17	1	0-0	.000	0-0	.000	0-0	.000	0	0	0	0.0	0	0	0	0	0	0	0	0.0
TENNESSEE TECH	11/13/17	11	1-4	.250	0-2	.000	1-4	.250	1	2	3	1.5	2	1	3	0	0	3	1.5	
SOUTH DAKOTA	11/15/17	dnp	-	-	-	-	-	-	-	-	-	-	-	-	-	-	-	-	-	
OMAHA	11/20/17	14	3-6	.500	0-1	.000	0-0	.000	0	1	1	1.3	0	2	1	1	0	6	3.0	
Totals		0	26	4-10	.400	0-3	.000	1-4	.250	1	3	4	1.3	2	3	4	1	0	9	3.0

Games played: 3
 Minutes/game: 8.7
 Points/game: 3.0
 FG Pct: 40.0
 3FG Pct: 0.0
 FT Pct: 25.0

Rebounds/game: 1.3
 Assists/game: 1.0
 Turnovers/game: 1.3
 Assist/turnover ratio: 0.8
 Blocks/game: 0.3

#23 Ahmed Hamdy

6-10 | 235 | F | SR | ALEXANDRIA, EGYPT | VCU/LEE COLLEGE/TRENT INTERNATIONALE

Overview

- Graduate transfer after playing the previous two seasons at VCU.
- Went a combined 51-20 in two seasons at VCU. Played in three NCAA tournament games (1-2).
- Earned a bachelor's degree in homeland security and emergency preparedness at VCU. Currently working on a master's degree in liberal arts at TCU.
- As a freshman, averaged 16.2 points and 10.7 rebounds at Lee College in Baytown, Texas.
- Has the largest wing span on the team of 7-foot-1 inch.
- One of the strongest guys on the team with a max squat of 545 pounds, which is tied for third with Alex Robinson. Max bench of 290 pounds ranks third on the team.
- Attended Trent Internationale in Sugar Land, Texas, for one season.
- Full name is Ahmed Hamdy Ahmed Mohamed Moawad.
- One of nine Egyptian-born players currently on an NCAA team, seven of whom play for an NCAA Division I team.

2017-18 Highlights

- Averaged 8.0 points and 6.8 rebounds in TCU's five exhibition games in Australia.



GAME HIGHS

Points

Season	4, 2x (last 11/13/17 vs. TTU)
Career	16 (1/2/16 vs. George Mason)

Rebounds

Season	3 (11/13/17 vs. TTU)
Career	1 (1/22/17 vs. La Salle)

Assists

Season	1 (11/15/17 vs. USD)
Career	3 (12/27/15 vs. Liberty)

Steals

Season	1 (11/13/17 vs. TTU)
Career	2, 2x (2/22/17 vs. Saint Louis)

Blocks

Season	1 (11/10/17 vs. ULM)
Career	4 (2/16/16 vs. Rhode Island)

Field Goals

Season	4 (11/20/17 vs. Omaha)
Career	6, 2x (last 11/23/16 vs. Baylor)

Field Goal Attempts

Season	8 (11/20/17 vs. Omaha)
Career	11, (last 11/23/16 vs. Baylor)

3-Point Field Goals:

Season	--
Career	--

3-Point Field Goal Attempts

Season	--
Career	1, (1/24/16 vs. St. Bonaventure)

Free Throws

Season	4 (11/10/17 vs. ULM)
Career	7 (3/12/17 vs. Rhode Island)

Free Throw Attempts

Season	4 (11/10/17 vs. ULM)
Career	9 (1/2/16 vs. George Mason)

Minutes

Season	18 (11/20/17 vs. Omaha)
Career	25, 3x (1/14/17 at Davidson)

MISCELLANEOUS STATS

Year	Season	Career	W/L
10+ Points:	1	11	1-0
10+ Rebs:	-	2	0-0
Double-Doubles:	-	2	0-0
5+ Assists:	-	-	0-0
Led Team In Points:	-	-	0-0
Led Team In Rebounds:	-	4	0-0
Led Team In Assists:	-	-	0-0

Season	gp-gs	min/avg	Total		3-Point		F-Throws		Rebounds				Scoring							
			fg-fga	pct	fg-fga	pct	ft-fa	pct	off	def	tot	avg	pf	fo	ast	to	blk	stl	pts	avg
2015-16*	36-0	424/11.8	77-154	.500	0-1	.000	37-71	.521	52	67	119	3.3	70	0	6	30	19	8	191	5.3
2016-17*	34-9	448/13.2	71-149	.477	0-0	.000	59-95	.621	43	86	129	3.8	83	2	8	41	19	12	201	5.9
2017-18	4-0	52/13.0	7-15	.467	0-0	.000	6-7	.857	4	8	12	3.0	8	0	2	4	2	1	20	5.0
TOTAL	4-0	52/13.0	7-15	.467	0-0	.000	6-7	.857	4	8	12	3.0	8	0	2	4	2	1	20	5.0
All*	74-9	924/12.5	155-318	.487	0-1	.000	102-173	.590	99	161	260	3.5	161	2	16	75	40	21	412	5.6

* Statistics from prior team/school

Opponent	Date	gs	min	Total		3-Pointers		Free throws		Rebounds				pf	a	t/o	blk	stl	pts	avg
				fg-fga	pct	3fg-fga	pct	ft-fa	pct	off	def	tot	avg							
ULM	11/10/17	12	0-1	.000	0-0	.000	4-4	1.000	0	2	2	2.0	1	0	1	1	0	4	4.0	
TENNESSEE TECH	11/13/17	13	2-4	.500	0-0	.000	0-0	.000	0	3	3	2.5	4	0	1	0	1	4	4.0	
SOUTH DAKOTA	11/15/17	9	1-2	.500	0-0	.000	0-0	.000	1	2	3	2.7	0	1	0	0	0	2	3.3	
OMAHA	11/20/17	18	4-8	.500	0-0	.000	2-3	.667	3	1	4	3.0	3	1	2	1	0	10	5.0	
Totals		0	52	7-15	.467	0-0	.000	6-7	.857	4	8	12	3.0	8	2	4	2	1	20	5.0

Games played: 4
 Minutes/game: 13.0
 Points/game: 5.0
 FG Pct: 46.7
 FT Pct: 85.7

Rebounds/game: 3.0
 Assists/game: 0.5
 Turnovers/game: 1.0
 Assist/turnover ratio: 0.5
 Steals/game: 0.3
 Blocks/game: 0.5

#25 Alex Robinson

6-1 | 175 | G | JR | FORT WORTH, TEXAS | TEXAS A&M/TIMBERVIEW HS

Overview

- Full verticle jump of 44 inches ranks first on the team, one inch better than Desmond Bane (43)... Max squat of 545 pounds ranks tied for third on the team with Ahmed Hamdy.
- Son of Darla Robinson, who competed for the TCU women's basketball team from 1982-84 and also wore No. 25. Darla coached him until sixth grade. She lives 12 miles from TCU and works as a nurse.
- As a sophomore last season, averaged a team-best 5.8 assists per game, which ranked third in the Big 12 and 19th in the NCAA.
- Led TCU in assists 31 times last season and had at least four assists in all but five games.
- Ranked second for the most assists in a season at TCU with 228.
- Totaled 59 steals, which ranked as the ninth-most in school history.
- Recorded three double-doubles last season, 12 points and 10 assists vs. SMU (12/7/16), 19 points and 11 assists at Iowa (3/19/17) and 10 points and 11 assists in the NIT Championship game against Georgia Tech (3/30/17).

2017-18 Highlights

- Did not play vs. Omaha (right foot injury)
- One point and one assist shy of a double-double vs. TTU.
- Averaged 10.4 points, 3.8 rebounds and a team-high 6.6 assists in TCU's five exhibition games in Australia



GAME HIGHS

Points

Season 9 (11/13/17 vs. TTU)
Career 24 (11/26/16 vs. Washington)

Rebounds

Season 3, 2x (last 11/13/17 vs. TTU)
Career 8 (1/18/16 at Texas Tech)

Assists

Season 9 (11/13/17 vs. TTU)
Career 11, 2x (last 3/30/17 vs. Georgia Tech)

Steals

Season 1, twice (11/13/17 vs. TTU)
Career 5 (3/9/17 vs. Kansas)

Blocks

Season 2 (11/15/17 vs. USD)
Career 2, 3x (last 11/15/17 vs. USD)

Field Goals

Season 3, 2x (last 11/13/17 vs. TTU)
Career 9 (1/28/17 vs. Auburn)

Field Goal Attempts

Season 9 (11/10/17 vs. ULM)
Career 16, 3x (last 3/19/17 at Iowa)

3-Point Field Goals:

Season 1, 2x (last 11/15/17 vs. USD)
Career 4 (11/26/16 vs. Washington)

3-Point Field Goal Attempts

Season 1, 3x (11/15/17 vs. USD)
Career 6, 2x (last 11/26/16 vs. Washington)

Free Throws

Season 2, 2x (last, 11/15/17 vs. USD)
Career 9 (1/7/16 at West Virginia)

Free Throw Attempts

Season 2, 2x (last, 11/15/17 vs. USD)
Career 11 (1/7/16 at West Virginia)

Minutes

Season 31 (11/15/17 vs. USD)
Career 45 (2/1/17 at K-State)

MISCELLANEOUS STATS

Year	Season	Career	W/L
10+ Points:	-	33	15-10
10+ Rebs:	-	-	0-0
Double-Doubles:	-	3	2-1
5+ Assists:	1	32	19-8
Led Team In Points:	-	13	6-4
Led Team In Rebounds:	-	1	0-1
Led Team In Assists:	1	37	20-10

Season	gp-gs	min/avg	Total		3-Point		F-Throws		Rebounds				Scoring							
			fg-fga	pct	fg-fga	pct	ft-fa	pct	off	def	tot	avg	pf	fo	ast	to	blk	stl	pts	avg
2014-15*	32-0	601/18.8	65-155	.419	13-36	.361	22-37	.595	15	60	75	2.3	45	0	84	53	2	15	165	5.2
2016-17	39-31	1283/32.9	164-391	.419	39-117	.333	71-112	.634	18	104	122	3.1	73	1	228	107	20	59	438	11.2
2017-18	3-3	77/25.7	8-21	.381	2-3	.667	4-4	1.000	1	7	8	2.7	4	0	14	7	3	2	22	7.3
TOTAL	42-34	1360/32.4	172-412	.417	41-120	.342	75-116	.647	19	111	130	3.1	77	1	242	114	23	61	460	11.0
All*	74-34	1961/26.5	237-567	.418	54-156	.346	97-153	.634	34	171	205	2.8	122	1	326	167	25	76	625	8.4

* Statistics from prior team/school

Opponent	Date	qs	min	Total		3-Pointers		Free throws		Rebounds				pf	a	t/o	blk	stl	pts	avg
				fg-fga	pct	3fg-fga	pct	ft-fa	pct	off	def	tot	avg							
ULM	11/10/17	*	27	3-9	.333	0-1	.000	0-0	.000	0	3	3	3.0	3	2	3	0	1	6	6.0
TENNESSEE TECH	11/13/17	*	19	3-4	.750	1-1	1.000	2-2	1.000	0	2	2	2.5	0	9	2	1	1	9	7.5
SOUTH DAKOTA	11/15/17	*	31	2-8	.250	1-1	1.000	2-2	1.000	1	2	3	2.7	1	3	2	2	0	7	7.3
OMAHA	11/20/17		dnp	-	-	-	-	-	-	-	-	-	-	-	-	-	-	-	-	-
Totals			3	77	8-21	.381	2-3	.667	4-4	1.000	1	7	8	2.7	4	14	7	3	22	7.3

Games played: 3
Minutes/game: 25.7
Points/game: 7.3
FG Pct: 38.1
3FG Pct: 66.7
FT Pct: 100.0

Rebounds/game: 2.7
Assists/game: 4.7
Turnovers/game: 2.3
Assist/turnover ratio: 2.0
Steals/game: 0.7
Blocks/game: 1.0

#34 Kenrich Williams

6-7 | 210 | G | SR | WACO, TEXAS | NEW MEXICO JC/WACO UNIVERSITY

Overview

- Had no scholarship offers from any NCAA Division I programs out of high school.
- Could become one of the first in his family to graduate from college.
- Named **All-Big 12 Honorable Mention**
- Was the **NIT Most Outstanding Player** after averaging 15.6 points, 12.0 rebounds and 5.0 assists over the five postseason games.
- Recorded the second triple-double in TCU history with 11 pts, 14 rebs and a season-high 10 assists against Richmond (3/21/17) in the quarterfinals of the NIT. One of five double-doubles in the NIT.
- His 9.7 rebounds and 3.3 offensive rebounds per game last season each ranked No. 2 in the Big 12 and No. 25 in the NCAA.
- First in the Big 12 and 11th in the NCAA in double-doubles (19).
- Recorded the fifth-most rebounds ever in a TCU season with 359.
- The only player in school history to record over 400 points (421), 300 rebounds (359) and 100 assists (101) in a season.
- Redshirted 2015-16 season with knee injury.
- Averaged 10.1 pts. and 6.9 rebs. as a freshman season at New Mexico JC and earned all-conference honors.

2017-18 Highlights

- Preseason All-Big 12 Honorable Mention**
- Averaged 13.2 points and 7.6 rebounds in TCU's five exhibition games in Australia.



GAME HIGHS

Points

Season	13 (11/10/17 vs. ULM)
Career	25 (3/30/17 vs. Georgia Tech)

Rebounds

Season	14 (11/10/17 vs. ULM)
Career	18 (11/25/16 at UNLV)

Assists

Season	7 (11/10/17 vs. ULM)
Career	10 (3/21/17 vs. Richmond)

Steals

Season	4, 2x (last, 11/15/17 vs. USD)
Career	5 (1/11/17 vs. Texas)

Blocks

Season	--
Career	3, 6x (last 1/11/17 vs. Texas)

Field Goals

Season	5, 2x (last 11/20/17 vs. Omaha)
Career	8 2x (last 3/30/17 vs. Georgia Tech)

Field Goal Attempts

Season	14 (11/10/17 vs. ULM)
Career	14, 4x (last 3/30/17 vs. Georgia Tech)

3-Point Field Goals:

Season	1, 3x (last 11/20/17 vs. Omaha)
Career	3 2x (last 3/4/17 at Oklahoma)

3-Point Field Goal Attempts

Season	5 (11/10/17 vs. ULM)
Career	7 (12/7/16 at SMU)

Free Throws

Season	3 (11/10/17 vs. ULM)
Career	8 (3/8/15 vs. Iowa State)

Free Throw Attempts

Season	3 (11/10/17 vs. ULM)
Career	12 (12/10/16 vs. Wofford)

Minutes

Season	37 (11/10/17 vs. ULM)
Career	42 (2/1/17 at K-State)

MISCELLANEOUS STATS

Year	Season	Career	W/L
10+ Points:	2	41	26-15
10+ Rebs:	1	27	18-9
Double-Doubles:	1	22	15-7
5+ Assists:	2	9	7-2
Led Team In Points:	-	8	4-4
Led Team In Rebounds:	3	41	25-16
Led Team In Assists:	1	6	3-3

Season	gp-gs	min/avg	Total		3-Point		F-Throws		Rebounds				Scoring							
			fg-fga	pct	fg-fga	pct	ft-fa	pct	off	def	tot	avg	pf	fo	ast	to	blk	stl	pts	avg
2014-15	33-17	917/27.8	102-214	.477	11-31	.355	68-112	.607	93	128	221	6.7	80	2	46	36	32	30	283	8.6
2016-17	37-36	1211/32.7	159-321	.495	45-124	.363	58-99	.586	122	237	359	9.7	92	4	101	44	24	55	421	11.4
2017-18	4-4	122/30.5	14-34	.412	3-12	.250	5-5	1.000	8	24	32	8.0	9	0	18	9	0	13	36	9.0
TOTAL	74-57	2250/30.4	275-569	.483	59-167	.353	131-216	.606	223	389	612	8.3	181	6	165	89	56	98	740	10.0

Opponent	Date	gs	min	Total		3-Pointers		Free throws		Rebounds				pf	a	t/o	blk	stl	pts	avg	
				fg-fga	pct	3fg-fga	pct	ft-fa	pct	off	def	tot	avg								
ULM	11/10/17	*	37	5-14	.357	0-5	.000	3-3	1.000	3	11	14	14.0	2	7	3	0	3	13	13.0	
TENNESSEE TECH	11/13/17	*	20	2-4	.500	1-1	1.000	0-0	.000	0	3	3	8.5	4	2	3	0	4	5	9.0	
SOUTH DAKOTA	11/15/17	*	35	2-7	.286	1-3	.333	2-2	1.000	3	6	9	8.7	2	3	2	0	4	7	8.3	
OMAHA	11/20/17	*	30	5-9	.556	1-3	.333	0-0	.000	2	4	6	8.0	1	6	1	0	2	11	9.0	
Totals			4	122	14-34	.412	3-12	.250	5-5	1.000	8	24	32	8.0	9	18	9	0	13	36	9.0

Games played: 4
 Minutes/game: 30.5
 Points/game: 9.0
 FG Pct: 41.2
 3FG Pct: 25.0
 FT Pct: 100.0

Rebounds/game: 8.0
 Assists/game: 4.5
 Turnovers/game: 2.3
 Assist/turnover ratio: 2.0
 Steals/game: 3.3

TCU INDIVIDUAL HIGHS

Points	24	BANE, Desmond vs Tennessee Tech (11/13/17)
	23	BRODZIANSKY, Vlad vs South Dakota (11/15/17)
	19	BRODZIANSKY, Vlad vs Omaha (11/20/17)
	17	MILLER, JD vs Tennessee Tech (11/13/17)
	16	BRODZIANSKY, Vlad vs ULM (11/10/17)
Field Goals Made	9	BANE, Desmond vs Tennessee Tech (11/13/17)
	8	BRODZIANSKY, Vlad vs South Dakota (11/15/17)
	8	BRODZIANSKY, Vlad vs ULM (11/10/17)
Field Goal Att.	15	BRODZIANSKY, Vlad vs South Dakota (11/15/17)
	14	WILLIAMS, Kenrich vs ULM (11/10/17)
FG Pct (min 5 made)	1.000 (5-5)	BANE, Desmond vs Omaha (11/20/17)
	.833 (5-6)	BRODZIANSKY, Vlad vs Tennessee Tech (11/13/17)
3-Point FG Made	6	BANE, Desmond vs Tennessee Tech (11/13/17)
	3	OLDEN, Shawn vs Omaha (11/20/17)
	3	FISHER, Jaylen vs Omaha (11/20/17)
	3	FISHER, Jaylen vs Tennessee Tech (11/13/17)
	3	MILLER, JD vs Tennessee Tech (11/13/17)
3-Point FG Att.	10	BANE, Desmond vs Tennessee Tech (11/13/17)
	8	FISHER, Jaylen vs Omaha (11/20/17)
3-Pt FG Pct (min 2 made)	1.000 (3-3)	FISHER, Jaylen vs Tennessee Tech (11/13/17)
	1.000 (2-2)	BANE, Desmond vs Omaha (11/20/17)
	1.000 (2-2)	BANE, Desmond vs South Dakota (11/15/17)
Free Throws Made	8	BRODZIANSKY, Vlad vs Omaha (11/20/17)
	6	BRODZIANSKY, Vlad vs South Dakota (11/15/17)
	6	NOI, Kouat vs Tennessee Tech (11/13/17)
	6	MILLER, JD vs ULM (11/10/17)
Free Throw Att.	9	BRODZIANSKY, Vlad vs Omaha (11/20/17)
	9	NOI, Kouat vs Tennessee Tech (11/13/17)
FT Pct (min 3 made)	1.000 (4-4)	HAMDY, Ahmed vs ULM (11/10/17)
	1.000 (3-3)	WILLIAMS, Kenrich vs ULM (11/10/17)
Rebounds	14	WILLIAMS, Kenrich vs ULM (11/10/17)
	9	WILLIAMS, Kenrich vs South Dakota (11/15/17)
	9	MILLER, JD vs Tennessee Tech (11/13/17)
Assists	9	FISHER, Jaylen vs Omaha (11/20/17)
	9	ROBINSON, Alex vs Tennessee Tech (11/13/17)
Steals	4	WILLIAMS, Kenrich vs South Dakota (11/15/17)
	4	WILLIAMS, Kenrich vs Tennessee Tech (11/13/17)
Blocked Shots	3	BRODZIANSKY, Vlad vs South Dakota (11/15/17)
	3	BRODZIANSKY, Vlad vs Tennessee Tech (11/13/17)
	3	BRODZIANSKY, Vlad vs ULM (11/10/17)
Turnovers	3	BRODZIANSKY, Vlad vs South Dakota (11/15/17)
	3	WILLIAMS, Kenrich vs Tennessee Tech (11/13/17)
	3	NEMBARD, RJ vs Tennessee Tech (11/13/17)
	3	WILLIAMS, Kenrich vs ULM (11/10/17)
	3	ROBINSON, Alex vs ULM (11/10/17)
	3	BANE, Desmond vs ULM (11/10/17)
Fouls	4	WILLIAMS, Kenrich vs Tennessee Tech (11/13/17)
	4	HAMDY, Ahmed vs Tennessee Tech (11/13/17)
Minutes	37	WILLIAMS, Kenrich vs ULM (11/10/17)
	35	WILLIAMS, Kenrich vs South Dakota (11/15/17)
	32	BANE, Desmond vs South Dakota (11/15/17)
	31	BRODZIANSKY, Vlad vs South Dakota (11/15/17)
	31	ROBINSON, Alex vs South Dakota (11/15/17)

OPPONENT INDIVIDUAL HIGHS

Points	31	Matt Mooney vs South Dakota (11/15/17)
	22	Tyler Hagedorn vs South Dakota (11/15/17)
	21	McDaniel, Sam vs ULM (11/10/17)
	17	Zach Jackson vs Omaha (11/20/17)
	16	Harris, Jordan vs ULM (11/10/17)
Field Goals Made	12	Matt Mooney vs South Dakota (11/15/17)
	8	Tyler Hagedorn vs South Dakota (11/15/17)
Field Goal Att.	22	Matt Mooney vs South Dakota (11/15/17)
	18	Tyler Hagedorn vs South Dakota (11/15/17)
FG Pct (min 5 made)	.636 (7-11)	Zach Jackson vs Omaha (11/20/17)
	.625 (5-8)	KJ Robinson vs Omaha (11/20/17)
3-Point FG Made	4	Matt Mooney vs South Dakota (11/15/17)
	4	JUGOVIC, Aleksa vs Tennessee Tech (11/13/17)
	4	Harris, Jordan vs ULM (11/10/17)
3-Point FG Att.	11	Matt Mooney vs South Dakota (11/15/17)
	7	JUGOVIC, Aleksa vs Tennessee Tech (11/13/17)
	7	McDaniel, Sam vs ULM (11/10/17)
3-Pt FG Pct (min 2 made)	.800 (4-5)	Harris, Jordan vs ULM (11/10/17)
	.571 (4-7)	JUGOVIC, Aleksa vs Tennessee Tech (11/13/17)
Free Throws Made	4	McDaniel, Sam vs ULM (11/10/17)
	3	Daniel Nori vs Omaha (11/20/17)
	3	Tyler Hagedorn vs South Dakota (11/15/17)
Free Throw Att.	3	Matt Mooney vs South Dakota (11/15/17)
	5	McDaniel, Sam vs ULM (11/10/17)
	4	Zach Jackson vs Omaha (11/20/17)
	4	Daniel Nori vs Omaha (11/20/17)
	4	Tyler Hagedorn vs South Dakota (11/15/17)
	4	Matt Mooney vs South Dakota (11/15/17)
	4	HENRY, Micaiah vs Tennessee Tech (11/13/17)
FT Pct (min 3 made)	.800 (4-5)	McDaniel, Sam vs ULM (11/10/17)
	.750 (3-4)	Daniel Nori vs Omaha (11/20/17)
	.750 (3-4)	Matt Mooney vs South Dakota (11/15/17)
	.750 (3-4)	Tyler Hagedorn vs South Dakota (11/15/17)
Rebounds	11	ALEXANDER, Courtney vs Tennessee Tech (11/13/17)
	9	Munnings, Travis vs ULM (11/10/17)
Assists	8	KJ Robinson vs Omaha (11/20/17)
	5	Triston Simpson vs South Dakota (11/15/17)
	5	JUGOVIC, Aleksa vs Tennessee Tech (11/13/17)
Steals	3	Carlton Hurst vs South Dakota (11/15/17)
	3	Triston Simpson vs South Dakota (11/15/17)
	3	McDaniel, Sam vs ULM (11/10/17)
Blocked Shots	3	Tyler Hagedorn vs South Dakota (11/15/17)
	2	Matt Pile vs Omaha (11/20/17)
	2	HENRY, Micaiah vs Tennessee Tech (11/13/17)
Turnovers	8	PHILLIPS, Curtis vs Tennessee Tech (11/13/17)
	7	Daniel Nori vs Omaha (11/20/17)
Fouls	5	Trey Burch-Manning vs South Dakota (11/15/17)
	5	CALHOUN, Shaq vs Tennessee Tech (11/13/17)

TCU TEAM HIGHS

POINTS	100	TENNESSEE TECH (11/13/17)
	99	OMAHA (11/20/17)
	83	ULM (11/10/17)
	76	SOUTH DAKOTA (11/15/17)
FIELD GOALS MADE	36	OMAHA (11/20/17)
	35	TENNESSEE TECH (11/13/17)
FIELD GOAL ATTEMPTS	68	OMAHA (11/20/17)
	61	ULM (11/10/17)
FIELD GOAL PERCENTAGE	.625 (35-56)	TENNESSEE TECH (11/13/17)
	.529 (36-68)	OMAHA (11/20/17)
3 PT FIELD GOALS MADE	16	TENNESSEE TECH (11/13/17)
	11	OMAHA (11/20/17)
3 PT FG ATTEMPTS	30	OMAHA (11/20/17)
	29	TENNESSEE TECH (11/13/17)
3 PT FG PERCENTAGE	.552 (16-29)	TENNESSEE TECH (11/13/17)
	.409 (9-22)	SOUTH DAKOTA (11/15/17)
FREE THROWS MADE	17	ULM (11/10/17)
	16	OMAHA (11/20/17)
FREE THROW ATTEMPTS	28	ULM (11/10/17)
	24	TENNESSEE TECH (11/13/17)
FREE THROW PERCENTAGE	.867 (13-15)	SOUTH DAKOTA (11/15/17)
	.800 (16-20)	OMAHA (11/20/17)
REBOUNDS	40	ULM (11/10/17)
	38	SOUTH DAKOTA (11/15/17)
ASSISTS	26	OMAHA (11/20/17)
	23	TENNESSEE TECH (11/13/17)
STEALS	13	OMAHA (11/20/17)
	10	TENNESSEE TECH (11/13/17)
BLOCKED SHOTS	5	SOUTH DAKOTA (11/15/17)
	5	TENNESSEE TECH (11/13/17)
	5	ULM (11/10/17)
TURNOVERS	16	SOUTH DAKOTA (11/15/17)
	14	TENNESSEE TECH (11/13/17)
FOULS	18	TENNESSEE TECH (11/13/17)
	15	ULM (11/10/17)

OPPONENT TEAM HIGHS

POINTS	73	ULM (11/10/17)
	71	SOUTH DAKOTA (11/15/17)
	66	OMAHA (11/20/17)
	63	TENNESSEE TECH (11/13/17)
FIELD GOALS MADE	28	SOUTH DAKOTA (11/15/17)
	27	OMAHA (11/20/17)
	27	ULM (11/10/17)
FIELD GOAL ATTEMPTS	69	ULM (11/10/17)
	61	SOUTH DAKOTA (11/15/17)
	61	TENNESSEE TECH (11/13/17)
FIELD GOAL PERCENTAGE	.509 (27-53)	OMAHA (11/20/17)
	.459 (28-61)	SOUTH DAKOTA (11/15/17)
3 PT FIELD GOALS MADE	12	ULM (11/10/17)
	8	SOUTH DAKOTA (11/15/17)
	8	TENNESSEE TECH (11/13/17)
3 PT FG ATTEMPTS	27	ULM (11/10/17)
	24	SOUTH DAKOTA (11/15/17)
3 PT FG PERCENTAGE	.444 (12-27)	ULM (11/10/17)
	.364 (8-22)	TENNESSEE TECH (11/13/17)
FREE THROWS MADE	7	SOUTH DAKOTA (11/15/17)
	7	ULM (11/10/17)
FREE THROW ATTEMPTS	11	ULM (11/10/17)
	10	SOUTH DAKOTA (11/15/17)
	10	TENNESSEE TECH (11/13/17)
FREE THROW PERCENTAGE	.700 (7-10)	SOUTH DAKOTA (11/15/17)
	.636 (7-11)	ULM (11/10/17)
REBOUNDS	35	ULM (11/10/17)
	28	OMAHA (11/20/17)
ASSISTS	20	OMAHA (11/20/17)
	18	SOUTH DAKOTA (11/15/17)
	18	TENNESSEE TECH (11/13/17)
	18	ULM (11/10/17)
STEALS	8	SOUTH DAKOTA (11/15/17)
	8	ULM (11/10/17)
BLOCKED SHOTS	5	SOUTH DAKOTA (11/15/17)
	3	TENNESSEE TECH (11/13/17)
TURNOVERS	26	OMAHA (11/20/17)
	17	TENNESSEE TECH (11/13/17)
FOULS	23	ULM (11/10/17)
	20	TENNESSEE TECH (11/13/17)

TCU TEAM LOWS

POINTS	76	SOUTH DAKOTA (11/15/17)
	83	ULM (11/10/17)
	99	OMAHA (11/20/17)
	100	TENNESSEE TECH (11/13/17)
FIELD GOALS MADE	27	SOUTH DAKOTA (11/15/17)
	30	ULM (11/10/17)
FIELD GOAL ATTEMPTS	56	TENNESSEE TECH (11/13/17)
	58	SOUTH DAKOTA (11/15/17)
FIELD GOAL PERCENTAGE	.466 (27-58)	SOUTH DAKOTA (11/15/17)
	.492 (30-61)	ULM (11/10/17)
3 PT FIELD GOALS MADE	6	ULM (11/10/17)
	9	SOUTH DAKOTA (11/15/17)
3 PT FG ATTEMPTS	20	ULM (11/10/17)
	22	SOUTH DAKOTA (11/15/17)
3 PT FG PERCENTAGE	.300 (6-20)	ULM (11/10/17)
	.367 (11-30)	OMAHA (11/20/17)
FREE THROWS MADE	13	SOUTH DAKOTA (11/15/17)
	14	TENNESSEE TECH (11/13/17)
FREE THROW ATTEMPTS	15	SOUTH DAKOTA (11/15/17)
	20	OMAHA (11/20/17)
FREE THROW PERCENTAGE	.583 (14-24)	TENNESSEE TECH (11/13/17)
	.607 (17-28)	ULM (11/10/17)
REBOUNDS	33	OMAHA (11/20/17)
	37	TENNESSEE TECH (11/13/17)
ASSISTS	19	ULM (11/10/17)
	20	SOUTH DAKOTA (11/15/17)
STEALS	7	ULM (11/10/17)
	9	SOUTH DAKOTA (11/15/17)
BLOCKED SHOTS	3	OMAHA (11/20/17)
	5	ULM (11/10/17)
	5	TENNESSEE TECH (11/13/17)
	5	SOUTH DAKOTA (11/15/17)
TURNOVERS	12	OMAHA (11/20/17)
	13	ULM (11/10/17)
FOULS	9	SOUTH DAKOTA (11/15/17)
	13	OMAHA (11/20/17)

OPPONENT TEAM LOWS

POINTS	63	TENNESSEE TECH (11/13/17)
	66	OMAHA (11/20/17)
	71	SOUTH DAKOTA (11/15/17)
	73	ULM (11/10/17)
FIELD GOALS MADE	25	TENNESSEE TECH (11/13/17)
	27	ULM (11/10/17)
	27	OMAHA (11/20/17)
FIELD GOAL ATTEMPTS	53	OMAHA (11/20/17)
	61	TENNESSEE TECH (11/13/17)
	61	SOUTH DAKOTA (11/15/17)
FIELD GOAL PERCENTAGE	.391 (27-69)	ULM (11/10/17)
	.410 (25-61)	TENNESSEE TECH (11/13/17)
3 PT FIELD GOALS MADE	7	OMAHA (11/20/17)
	8	TENNESSEE TECH (11/13/17)
	8	SOUTH DAKOTA (11/15/17)
3 PT FG ATTEMPTS	20	OMAHA (11/20/17)
	22	TENNESSEE TECH (11/13/17)
3 PT FG PERCENTAGE	.333 (8-24)	SOUTH DAKOTA (11/15/17)
	.350 (7-20)	OMAHA (11/20/17)
FREE THROWS MADE	5	TENNESSEE TECH (11/13/17)
	5	OMAHA (11/20/17)
FREE THROW ATTEMPTS	8	OMAHA (11/20/17)
	10	TENNESSEE TECH (11/13/17)
	10	SOUTH DAKOTA (11/15/17)
FREE THROW PERCENTAGE	.500 (5-10)	TENNESSEE TECH (11/13/17)
	.625 (5-8)	OMAHA (11/20/17)
REBOUNDS	26	SOUTH DAKOTA (11/15/17)
	27	TENNESSEE TECH (11/13/17)
ASSISTS	18	ULM (11/10/17)
	18	TENNESSEE TECH (11/13/17)
	18	SOUTH DAKOTA (11/15/17)
STEALS	4	OMAHA (11/20/17)
	5	TENNESSEE TECH (11/13/17)
BLOCKED SHOTS	0	ULM (11/10/17)
	2	OMAHA (11/20/17)
TURNOVERS	13	ULM (11/10/17)
	13	SOUTH DAKOTA (11/15/17)
FOULS	14	SOUTH DAKOTA (11/15/17)
	16	OMAHA (11/20/17)

TCU/OPPONENT COMPARISON

Opponent	1st	2nd	Score	Mar	Total FG	FG Pct	3-Pointers	3FG Pct	Free Throws	FT Pct	Rebounds	Assist	T/Over	Block	Steal	Fouls
ULM	38/35	45/38	83-73	+10	30-61/27-69	.492/.391	6-20/12-27	.300/.444	17-28/7-11	.607/.636	40/35 +5	19/18	13/13	5/0	7/8	15/23
TENNESSEE TECH	52/24	48/39	100-63	+37	35-56/25-61	.625/.410	16-29/8-22	.552/.364	14-24/5-10	.583/.500	37/27 +10	23/18	14/17	5/3	10/5	18/20
SOUTH DAKOTA	42/33	34/38	76-71	+5	27-58/28-61	.466/.459	9-22/8-24	.409/.333	13-15/7-10	.867/.700	38/26 +12	20/18	16/13	5/5	9/8	9/14
OMAHA	50/28	49/38	99-66	+33	36-68/27-53	.529/.509	11-30/7-20	.367/.350	16-20/5-8	.800/.625	33/28 +5	26/20	12/26	3/2	13/4	13/16

Note: Game totals are displayed in the format TEAM/OPPONENT for each category

POINTS-REBOUNDS-ASSISTS

Opponent	Date	Score	00		01		02		10		12		15		20	
			FISHER,JAY	BANE,DESMO	OLDEN,SHAW	BRODZIANSK	NOI,KOUAT	MILLER,JD	DRY,DALTON							
ULM	11/10/17	83-73	w	8-1-5	12-4-4	0-0-0	16-3-0	12-8-0	12-3-1	DNP						
TENNESSEE TECH	11/13/17	100-63	w	11-2-2	24-5-4	0-1-0	11-3-3	10-3-1	17-9-1	6-0-0						
SOUTH DAKOTA	11/15/17	76-71	w	7-0-5	10-2-4	DNP	23-5-2	14-6-1	6-6-1	DNP						
OMAHA	11/20/17	99-66	w	9-2-9	14-3-0	9-1-4	19-6-0	7-4-2	10-3-2	4-2-0						

Opponent	Date	Score	22		23		25		33		34	
			NEMBHARD,R	HAMDY,AHME	ROBINSON,A	CRAWFORD,C	WILLIAMS,K					
ULM	11/10/17	83-73	w	0-0-0	4-2-0	6-3-2	DNP	13-14-7				
TENNESSEE TECH	11/13/17	100-63	w	3-3-1	4-3-0	9-2-9	0-1-0	5-3-2				
SOUTH DAKOTA	11/15/17	76-71	w	DNP	2-3-1	7-3-3	DNP	7-9-3				
OMAHA	11/20/17	99-66	w	6-1-2	10-4-1	DNP	0-0-0	11-6-6				

SPECIALTY STATS

TCU/OPP

	In Paint	Off T/O	2nd Chance	Fast Break	Bench
ULM	46/22	7/17	12/6	16/6	24/30
Tennessee Tech	38/28	25/6	13/5	13/11	34/11
South Dakota	32/34	10/21	10/5	17/11	23/5
Omaha	48/36	36/10	11/2	13/18	36/21
Totals	164/120	78/54	46/13	59/47	117/56
Times TCU Led	3/1	2/2	4/0	3/1	3/1

GAME-BY-GAME STARTERS

Opponent	Date	Score	W/L	Guard	Guard	Guard	Forward	Forward	Record W/ Lineup
St. Thomas	11/10/17	83-73	W	Robinson	Bane	Williams	Miller	Brodziansky	--
Tennessee Tech	11/13/17	100-63	W	Robinson	Bane	Williams	Miller	Brodziansky	--
South Dakota	11/15/17	76-71	W	Robinson	Bane	Williams	Miller	Brodziansky	3-0
Omaha	11/20/17	99-66	W	Fisher	Bane	Williams	Miller	Brodziansky	1-0

LAST TIME IT HAPPENED

TCU		OPPONENT
	100+ POINTS	
100 vs. Tennessee Tech (11/13/17)		101 at Oregon State (3/19/12)
	50 OR FEWER POINTS	
49 vs. K-State (2/16/16)		42 vs. Bradley (12/21/15)
	40 OR FEWER POINTS	
40 at Baylor (1/12/13)		40 vs. Tennessee State (12/29/14)
	60%+ FIELD GOALS	
.625 vs. Tennessee Tech (11/13/17)		.633 (31-49) at Baylor (1/13/16)
	90%+ FREE THROWS (MIN. 10 MADE)	
.923 (12-13) vs. Oklahoma State (2/15/17)		.917 (22-24) at Oklahoma State (1/23/17)
	80%+ 3-POINTERS	
.875 (7-8) vs. Stephen F. Austin (12/8/03)		.833 (10-12) vs. Washington (11/30/16)
	70%+ 3-POINTERS	
.739 (17-23) at UNLV (3/13/08)		.700 (7-10) vs. West Virginia (2/9/13)
	60%+ 3-POINTERS	
.667 (6-9) at Rice (12/22/12)		.600 (9-15) vs. Texas Tech (1/18/16)
	10+ 3-POINTERS	
11 vs. Omaha (11/20/17)		16 at Iowa (3/19/17)
	15+ 3-POINTERS	
16 vs. Tennessee Tech (11/13/17)		16, at Iowa (3/19/17)
	60+ REBOUNDS	
63 vs. Grambling State (12/30/02)		61 at SMU (1/25/97)
	50+ REBOUNDS	
50 vs. Texas Southern (12/18/16)		50 at West Virginia (2/13/16)
	30+ ASSISTS	
39 vs. Central Oklahoma (12/9/00)		34 at South Florida (1/5/02)
	20+ ASSISTS	
20, vs. South Dakota (11/15/17)		20, vs. Richmond (3/21/17)
	20+ STEALS	
30 vs. Arkansas-Pine Bluff (12/30/00)		20 vs. Air Force (1/21/10)
	15+ STEALS	
15 vs. Austin College (11/14/11)		15 at West Virginia (2/13/16)
	10+ BLOCKED SHOTS	
13 vs. Oklahoma (1/3/17)		10 at Oklahoma (2/2/16)
	10 OR FEWER TURNOVERS	
9, vs. Richmond (3/21/17)		7 vs. Richmond (3/21/17)
	5 OR FEWER TURNOVERS	
5 at Tulsa (12/30/10)		5 at SMU (12/7/16)
	30+ TURNOVERS	
31 at Houston (1/12/94)		35 vs. Austin College (11/11/11)
	PLAYER W/ 40+ POINTS	
42, Junior Blount at Tulane (2/26/02)		48, Melvin Ejim at Iowa State (2/8/14)
	PLAYER W/ 30+ POINTS	
31, Garlon Green at Rice (12/22/12)		31, Matt Mooney vs. South Dakota (11/15/17)
	PLAYER W/ 20+ REBOUNDS	
20, Adrick McKinney vs. Houston (12/4/12)		21, Louis Truscott vs. Houston (2/1/03)
	PLAYER W/ 15+ REBOUNDS	
18, Kenrich Williams at UNLV (11/25/16)		17, Landen Lucas vs. Kansas (12/30/16)
	PLAYER W/ 15+ ASSISTS	
16, Greedy Daniels vs. Central Oklahoma (12/9/00)		17, Tito Maddux vs. Fresno State (1/10/01)
	PLAYER W/ 10+ ASSISTS	
10, Kenrich Williams vs. Richmond (3/21/17)		13, Jordan Bohannon at Iowa (3/19/17)
	PLAYER W/ 10+ STEALS	
12, Greedy Daniels vs. Arkansas-Pine Bluff (12/30/00)		N/A
	PLAYER W/ 5+ STEALS	
5, Alex Robinson vs. Kansas (3/9/17)		5, Markelle Fultz vs. Washington (11/26/16)
	PLAYER W/ 10+ BLOCKED SHOTS	
11, Derrick Davenport at Alaska-Fairbanks (11/20/99)		12, Joel Anthony at UNLV (2/7/07)
	PLAYER W/ 5+ BLOCKED SHOTS	
5, Vladimir Brodziansky at Texas Tech (1/18/17)		6, Tacko Fall vs UCF (3/28/17)
	PLAYER W/ 6+ 3-POINTERS	
6, Desmond Bane vs. Tennessee Tech (11/13/17)		7, Jordan Bohannon at Iowa (3/19/17)

SEASON STATS

RECORD:	OVERALL	HOME	AWAY	NEUTRAL
ALL GAMES	4-0	4-0	0-0	0-0
CONFERENCE	0-0	0-0	0-0	0-0
NON-CONFERENCE	4-0	4-0	0-0	0-0

#	Player	gp-gs	min	avg	Total		3-Point		F-Throw		Rebounds					pts	avg					
					fg-fga	fg%	3fg-fga	3fg%	ft-fa	ft%	off	def	tot	avg	pf			dq	a	to	blk	stl
10	BRODZIANSKY, Vlad	4-4	99	24.8	26-40	.650	3-12	.250	14-20	.700	2	15	17	4.3	5	0	5	6	10	1	69	17.3
01	BANE, Desmond	4-4	107	26.8	22-28	.786	12-17	.706	4-6	.667	0	14	14	3.5	5	0	12	9	1	7	60	15.0
15	MILLER, JD	4-4	83	20.8	16-28	.571	4-11	.364	9-13	.692	4	17	21	5.3	4	0	5	3	1	3	45	11.3
12	NOI, Kouat	4-0	77	19.3	14-25	.560	4-12	.333	11-19	.579	5	16	21	5.3	6	0	4	3	0	3	43	10.8
34	WILLIAMS, Kenrich	4-4	122	30.5	14-34	.412	3-12	.250	5-5	1.000	8	24	32	8.0	9	0	18	9	0	13	36	9.0
00	FISHER, Jaylen	4-1	89	22.3	12-27	.444	9-20	.450	2-2	1.000	1	4	5	1.3	5	0	21	7	0	4	35	8.8
25	ROBINSON, Alex	3-3	77	25.7	8-21	.381	2-3	.667	4-4	1.000	1	7	8	2.7	4	0	14	7	3	2	22	7.3
23	HAMDY, Ahmed	4-0	52	13.0	7-15	.467	0-0	.000	6-7	.857	4	8	12	3.0	8	0	2	4	2	1	20	5.0
20	DRY, Dalton	2-0	14	7.0	2-5	.400	2-3	.667	4-6	.667	0	2	2	1.0	2	0	0	0	0	1	10	5.0
02	OLDEN, Shawn	3-0	46	15.3	3-9	.333	3-7	.429	0-1	.000	0	2	2	0.7	3	0	4	2	0	4	9	3.0
22	NEMBARD, RJ	3-0	26	8.7	4-10	.400	0-3	.000	1-4	.250	1	3	4	1.3	2	0	3	4	1	0	9	3.0
33	CRAWFORD, Clayton	2-0	8	4.0	0-1	.000	0-1	.000	0-0	.000	0	1	1	0.5	2	0	0	0	0	0	0	0.0
Team											6	3	9				1					
Total.....		4	800		128-243	.527	42-101	.416	60-87	.690	32	116	148	37.0	55	0	88	55	18	39	358	89.5
Opponents.....		4	800		107-244	.439	35-93	.376	24-39	.615	24	92	116	29.0	73	-	74	69	10	25	273	68.2

TEAM STATISTICS

	TCU	OPP	Date	Opponent	Score	Att.
SCORING	358	273	11/10/17	ULM	w 83-73	6715
Points per game	89.5	68.2	11/13/17	TENNESSEE TECH	w 100-63	6019
Scoring margin	+21.3	-	11/15/17	SOUTH DAKOTA	w 76-71	5939
FIELD GOALS-ATT	128-243	107-244	11/20/17	OMAHA	w 99-66	6733
Field goal pct	.527	.439	* - Conference game			
3 POINT FG-ATT	42-101	35-93				
3-point FG pct	.416	.376				
3-pt FG made per game	10.5	8.8				
FREE THROWS-ATT	60-87	24-39				
Free throw pct	.690	.615				
F-Throws made per game	15.0	6.0				
REBOUNDS	148	116				
Rebounds per game	37.0	29.0				
Rebounding margin	+8.0	-				
ASSISTS	88	74				
Assists per game	22.0	18.5				
TURNOVERS	55	69				
Turnovers per game	13.8	17.3				
Turnover margin	+3.5	-				
Assist/turnover ratio	1.6	1.1				
STEALS	39	25				
Steals per game	9.8	6.3				
BLOCKS	18	10				
Blocks per game	4.5	2.5				
ATTENDANCE	25406	0				
Home games-Avg/Game	4-6352	0-0				
Neutral site-Avg/Game	-	0-0				


Score by Periods	1st	2nd	Totals
TCU	182	176	358
Opponents	120	153	273

TCU TV/RADIO ROSTER



0

JAYLEN FISHER
So. | G | 6-2 | 200
Arlington, Tenn.



1

DESMOND BANE
So. | G | 6-5 | 215
Richmond, Ind.



2

SHAWN OLDEN
Jr. | G | 6-3 | 180
Tulsa, Okla.



10

VLADIMIR BRODZIANSKY
Sr. | F | 6-11 | 230
Prievidza, Slovakia




12

KOUAT NOI
R-Fr. | F | 6-7 | 210
Newcastle, Australia



13

LAT MAYEN
Fr. | F | 6-8 | 195
Adelaide, Australia



15

JD MILLER
Jr. | F | 6-8 | 235
Dallas, Texas



20

DALTON DRY
Sr. | G | 6-4 | 190
Fort Worth, Texas



21

KEVIN SAMUEL
Fr. | C | 6-11 | 265
Codrington Village, Barbuda



22

RJ NEMBARD
Fr. | G | 6-4 | 190
Keller, Texas



23

AHMED HAMDY
Sr. | F | 6-9 | 235
Alexandria, Egypt



25

ALEX ROBINSON
Jr. | G | 6-1 | 175
Fort Worth, Texas



33

CLAYTON CRAWFORD
Sr. | F | 6-3 | 210
Aspen, Colo.



34

KENRICH WILLIAMS
Sr. | G | 6-7 | 210
Waco, Texas



45

AUSTIN SOTTILE
Sr. | F | 6-6 | 225
St. Louis, Mo.



JAMIE DIXON
Head Coach



DAVID PATRICK
Assistant Head Coach



RYAN MILLER
Assistant Coach



COREY BARKER
Assistant Coach