UTAH STATE FOOTBALL

12 Conference Championships • 12 Bowl Games • 11 NFL Draft Picks Since 2011 • 54 All-Mountain West Selections (2013-17)

/// 2018 SCHEDULE/RESULTS ///

DATE	OPPONENT	TV	TIME/RESULT
A 31	at #11 Michigan State	Big Ten Net.	L, 31-38
S 8	**NEW MEXICO STATE**	**Facebook**	**W, 60-13**
S 13	**TENNESSEE TECH**	**Facebook**	**W, 73-12**
S 22	**AIR FORCE***	**ESPN2**	**W, 42-32**
O 5	at BYU	ESPN2	W, 45-20
O 13	**UNLV***	**Facebook**	**W, 59-28**
O 20	at Wyoming*	AT&T Sports	W, 24-16
O 27	**NEW MEXICO***	**Facebook**	**2 pm**
N 3	at Hawai'i*	Spectrum	10 pm
N 10	**SAN JOSÉ STATE***	**Facebook**	**2 pm**
N 17	at Colorado State*	AT&T Sports	Noon
N 24	at Boise State*	ESPN Net.	TBA
D 1	MW Championship	TBA	TBA

* Mountain West Game
All times Mountain. Home games in **BOLD CAPS.**

/// GAME 8 INFORMATION ///

STREAMING: Facebook (Stadium)
- **Play-by-Play** ..... Chris Hassel
- **Analyst** ..... A.J. Hawk
- **Reporter** ..... Kristen Balboni
- **Sidelines (Social)** ..... Paige Zamora
- **Internet** .. Facebook.com/StadiumCollegeFootball

RADIO: Aggie Sports Network
- **Play-by-Play** ..... Scott Garrard
- **Analyst** ..... Kevin White
- **Online** ..... 1280thezone.com / Tunein.com

SOCIAL MEDIA: #AggiesAllTheWay
- **Twitter/Instagram** ..... @USUFootball
- **Facebook** ..... USUFootball
- **YouTube** ..... UtahStateFootball
- **Live Stats** ..... UtahState.Statbroadcast.com

/// AGGIE RADIO NETWORK ///

• Every Utah State football game can be heard live on the Aggie Radio Network. **Scott Garrard** serves as the play-by-play announcer, while former USU quarterback **Kevin White** (1988-89) will provide color analysis. Games can also be heard on the Internet (www.UtahStateAggies.com) by clicking on the 'Listen Live' link, as well as on the TuneIn App.

- Salt Lake City — KZNS (1280 AM/97.5 FM)
- Logan — KBLU-LP (92.3 FM)
- Cache Valley — KACH (1340 AM/105.5 FM)
- Montpelier, ID — KVSI (1450 AM/101.7 FM)
- Price — KRPX (95.3 FM)
- Green River — KRPX (102.7 FM)
- Moab — KRPX (100.3 FM)
- Orangeville — KRPX (95.9 FM)

AGGIES HOST LOBOS IN MOUNTAIN WEST PLAY SATURDAY AFTERNOON

Game will be fourth of five Utah State contests aired exclusively on Facebook.

Utah State is averaging 47.7 points per game to rank fourth in the nation and is second in the nation with 14 scoring drives of less than 60 seconds on the season. USU also ranks second in the nation with seven non-offensive touchdowns this year (4 special teams, 3 defense).

/// THE MATCHUP ///

NEW MEXICO (3-4, 1-2 MW) vs. (RV) UTAH STATE (6-1, 3-0 MW)

Saturday, Oct. 27, 2018 • 2 p.m. (MT) • Logan, Utah • Maverik Stadium (25,100)

NEW MEXICO LOBOS

2018 Record: 3-4, 1-2 Mountain West
Last Game: Oct. 20, 2018
• L, 38-7 vs. Fresno State

Head Coach: Bob Davie
- **School Record:** 33-49 (7th year)
- **Career Record:** 68-74 (12th year)
- **Mountain West Record:** 17-34 (7th year)
- **vs. Utah State:** 2-3

Active Statistical Leaders
- **Rush:** Tyrone Owens (132-507, 6 TD)
- **Pass:** Sheriron Jones (77-137, 1,087, 13 TD, 7 INT)
- **Rec.:** Delane Hart-Johnson (22-295, 4 TD)
- **Def.:** Evahelotu Tohi (48 TKL, 6.0 TFL)

UTAH STATE AGGIES

2018 Record: 6-1, 3-0 Mountain West
Last Game: Oct. 20, 2018
• W, 24-16 at Wyoming

Head Coach: Matt Wells
- **School Record:** 40-33 (6th year)
- **Career Record:** 40-33 (6th year)
- **Mountain West Record:** 26-17 (6th year)
- **vs. New Mexico:** 3-2

Active Statistical Leaders
- **Rush:** Darwin Thompson (73-535, 9 TD)
- **Pass:** Jordan Love (137-214, 1,610, 14 TD, 4 INT)
- **Rec.:** Ron'quavion Tarver (30-305, 4 TD)
- **Def.:** David Woodward (74 TKL, 5.5 TFL)

/// KICKOFF COVERAGE ///

• Utah State (6-1, 3-0 MW) continues Mountain West play this weekend with a home game against New Mexico (3-4, 1-2 MW) on Saturday, Oct. 27, at 2 p.m. USU is 11-13 all-time against the Lobos, including a 6-4 home record, and has won three of the last five games played in the series.

• Following its 24-16 Mountain West road win at Wyoming last weekend, Utah State football is receiving votes in both polls for the third-straight week as it garnered 50 votes in The Associated Press poll and 63 votes in the Coaches poll to rank tied for 27th in the nation in both polls, respectively. The last time USU received votes prior to this season was back in 2015.

• With its win at Wyoming last weekend, Utah State is bowl eligible for the seventh time in the last eight years. USU played in five-straight bowl games from 2011-15 and won three-straight bowls from 2012-14, both of which are school records. This is the earliest Utah State has ever been bowl eligible. All-time, USU has played in 12 bowl games.

• Utah State's 6-1 start to the season is its best since the 1974 team also won six of its first seven games. The last time USU started a season with a 7-1 record was in 1965, when that team won its first seven games. USU is also 3-0 in Mountain West play for the second time in its six years in the league, joining the 2015 team. The last time USU had a better conference start was in 2012 when that team posted a perfect 6-0 mark in its last year in the Western Athletic Conference.

• Utah State is 26-17 (.605) all-time in the Mountain West, including a 15-7 (.682) home record, and has won 37 of its last 54 (.685) league games dating back to 2011.

• Utah State is 4-0 at Maverik Stadium this season and is 33-9 (.786) in its last 42 home games, which includes a 25-9 (.735) record under head coach **Matt Wells**. Overall, USU has won five-straight home games and is 145-105 (.580) in Maverik Stadium.

• Utah State ranks among the top 40 teams in the nation in 27 different statistical categories, including fourth in scoring offense (47.7 points per game), second in non-offensive touchdowns (7), third in kickoff returns (30.7 yards per return), fifth in defensive touchdowns (3), 13th in tackles for loss (8.1 per game) and 14th in turnovers forced (16).

/// COACHING STAFF ///

HEAD COACH MATT WELLS

• Years Coached:	Sixth Season
• Alma Mater:	Utah State, 1996
• Career Record:	40-33 (.548)
• Record at Utah State:	40-33 (.548)
• Mountain West Record:	26-17 (605)
• Bowl Record:	2-2 (.500)

ASSISTANT COACHES/STAFF

- Frank Maile (Assistant Head Coach/Co-DC/DL)
- Keith Patterson (Defensive Coordinator/S)
- David Yost (Offensive Coordinator/QB)
- Jovon Bouknight (Outside Receivers)
- Julius Brown (Defensive Backs)
- Stacy Collins (Inside Linebackers)
- Steve Farmer (Offensive Line)
- DeAndre Smith (Running Backs)
- Uani 'Unga (Outside Linebackers)
- Luke Wells (Tight Ends/Inside Receivers)
- Waqa Damuni (Asst. AD for Football Operations)
- Zach Nyborg (Director of Player Personnel)
- Dave Kragthorpe (Special Asst. to Head Coach)
- John Cannova (Offensive Administrative Assistant)
- Chuckie Keeton (Offensive Graduate Assistant)
- Al Lapuaho (Defensive Graduate Assistant)
- Conor Dubin (Defensive Graduate Assistant)
- Justin Udy (Defensive Administrative Assistant)
- Worth Gregory (Special Teams Admin. Assistant)
- Jason Shumaker (Senior Analyst for Special Teams)
- Dave Scholz (Strength & Conditioning)
- Mike Williams (Athletics Trainer)
- Mike Bair (Equipment)
- Bill Garren (Video)

/// TEAM INFORMATION ///

• 2018 Record:	6-1
• MW Record (Finish):	3-0
• Ranking (AP/Coaches):	27th/27th
• Lettermen Returning:	47 (O-19, D-26, S-2)
• Lettermen Lost:	19 (O-10, D-8, S-1)
• Starters Returning:	18 (O-9, D-9)
• Starters Lost:	4 (O-2, D-2)
Offensive Starters Returning:	9

OL Roman Andrus; OL Rob Castaneda; OL Quin Ficklin; OL Moroni Iniguez; QB Jordan Love; WR Jordan Nathan; TE Dax Raymond; WR Ron'quavion Tarver; OL Sean Taylor.

Defensive Starters Returning: 9

DE Adewale Adeoye; DE Devon Anderson; LB Chase Christiansen; S Gaje Ferguson; CB Cameron Haney; S Ja'Marcus Ingram; LB Suli Tamaivena; LB Justus Te'i; NG Christopher 'Unga.

/// TEAM HISTORY ///

• First Year of Football:	1892
• Record (Years):	546-541-31 (120)
• Mountain West Record (Years):	26-17 (6)
• Conference Championships (Last):	12 (2012)
• All-Time Bowl Record:	4-8

/// STADIUM INFORMATION ///

• Name:	Merlin Olsen Field at Maverik Stadium
• Capacity:	25,100
• Surface:	AstroTurf
• Record:	145-105
• Year Built:	1968

MEDIA RELATIONS CONTACTS

• Associate Athletics Director for Media Relations **Doug Hoffman** (435-797-3714 office, 435-881-8011 cell, doug.hoffman@usu.edu) handles all media requests for the Utah State football program, along with Assistant Media Relations Coordinator **Wade Denniston** (435-797-1361 office, 435-787-8587 cell, wade.denniston@usu.edu).

WEEKLY PRESS CONFERENCE

• Utah State head coach **Matt Wells** will hold his weekly press conference every Monday during the season at 11:30 a.m. MT. Selected players will also be available. Live streaming of the press conference will be made available at UtahStateAggies.com.

PRACTICE SCHEDULE / INTERVIEW REQUESTS

• Practices are closed to the media. Requested coaches and players will be available for post-practice interviews on Tuesdays and Wednesdays for Saturday games. There is no media availability following Monday, Thursday and Friday practices. All player and assistant coaching staff interview requests should be directed to **Doug Hoffman**. Personal phone numbers will not be made available to media. Players have been instructed not to conduct interviews when contacted without prior approval from the media relations staff.

POST-GAME INTERVIEW POLICY

• The Utah State locker room is closed at all times. Requested players will be available in the Spetman Auditorium on the second floor of the Jim & Carol Laub Athletics-Academics Complex immediately following head coach **Matt Wells'** post-game press conference. Live streaming of each post-game press conference will be made available at UtahStateAggies.com. Post-game interviews on the road will be held in accordance with the host school's procedures.

CREDENTIALS AND PARKING

• Requests for working credentials for the 2018 Utah State football season must be sent to **Doug Hoffman**. Media parking is located in the C lot on the north side of Maverik Stadium.

PRESS BOX AND GAMEDAY SERVICES

• Access to the press level (fifth floor) of the West Stadium Center is located on the northwest side of Maverik Stadium. A pregame meal will be served approximately one hour prior to kickoff. Packets with pregame information will be distributed in advance of kickoff on game day. Play-by-play, quarter, halftime and final statistics, along with coach and player quotes, are all regular services on game day. Stat monitors with live, updated statistics are provided for radio and television, while print media can access the same information with their computers utilizing GameTracker and StatBroadcast.

PHOTOGRAPHERS' ACCESS

• Photographers have access to both the press level (fifth floor) of the West Stadium Center and the Spetman Auditorium on the second floor of the Jim & Carol Laub Athletics-Academics Complex. The Spetman Auditorium is not available until one hour prior to kickoff each game day.

UTAHSTATEAGGIES.COM

• For updated statistics, rosters, game notes and all Aggie news on the Internet, go to the official Utah State Athletics website at UtahStateAggies.com. For those out of range of the Aggie Sports Network's radio broadcast, live audio of every game is available through UtahStateAggies.com's All-Access.

TWITTER

• Follow all of the Aggie coaches and the program on Twitter: **Matt Wells** @CoachWellsUSUFB; **Frank Maile** @coachfrankmaile; **Keith Patterson** @coachp_USU; **Jovon Bouknight** @CoachBouknight; **Julius Brown** @CoachBrown_USU; **Stacy Collins** @CoachCollinsUSU; **Steve Farmer** @CoachFarmerUSU; **DeAndre Smith** @coachDLSmith1; **Uani 'Unga** @UaniUnga; **Luke Wells** @coachlukewells and @USUFootball.

/// MEDIA SCHEDULE - NEW MEXICO WEEK ///

MONDAY	TUESDAY	WEDNESDAY	THURSDAY	SATURDAY	SUNDAY
Press Conference 11:30 - Players 11:45 - Matt Wells **Practice** Practice is Closed. No Availability.	**Practice** Requested players and assistant coaches available after practice. **Matt Wells Radio Show** 7 p.m.	**Practice** Requested players and assistant coaches available after practice.	**Practice** Practice is Closed. No Availability. **FRIDAY** **Practice** Practice is Closed. No Availability.	**vs. New Mexico** Kickoff - 2 pm Facebook **Post Game** Coach Wells and requested players available in the designated media area.	No Availability.

2018 UTAH STATE FOOTBALL DEPTH CHART

OFFENSE

X-WR	**1**	**Ron'quavion Tarver (6-3, 215, Sr., 2L)**
	17	Taylor Compton (5-8, 175, So., SQ)
H-WR	**16**	**Jordan Nathan (5-8, 180, So., 1L)**
-or-	11	Aaren Vaughns (5-7, 185, Sr., 1L)
-or-	12	DJ Nelson (5-9, 200, Sr., 3L)
LT	**76**	**Roman Andrus (6-4, 310, Sr., 1L)**
-or-	72	Alfred Edwards (6-7, 310, Fr., RS)
LG	**68**	**Moroni Iniguez (6-2, 320, Jr., 1L)**
-or-	**76**	**Roman Andrus (6-4, 310, Sr., 1L)**
C	**51**	**Quin Ficklin (6-2, 300, Sr., 1L)**
	58	Demytrick Ali'fua (6-3, 310, So., 1L)
RG	**70**	**Rob Castaneda (6-4, 305, Sr., 1L)**
	60	Wyatt Bowles (6-4, 280, Fr., HS)
RT	**52**	**Sean Taylor (6-5, 300, Sr., 1L)**
	78	Jacob South (6-5, 300, Fr., HS)
Y-TE	**87**	**Dax Raymond (6-5, 250, Jr., 2L)**
	88	Carson Terrell (6-4, 245, So., 1L)
Z-WR	21	Jalen Greene (6-2, 205, Sr., TR)
	81	Savon Scarver (5-11, 185, So., 1L)
	19	Deven Thompkins (5-7, 155, Fr., HS)
RB	8	Gerold Bright (5-9, 195, Jr., 2L)
-or-	5	Darwin Thompson (5-8, 200, Jr., JC)
QB	**10**	**Jordan Love (6-4, 225, So., 1L)**
	3	Henry Colombi (6-3, 205, Fr., RS)
	6	Andrew Peasley (6-3, 195, Fr., HS)

DEFENSE

DE	**55**	**Adewale Adeoye (6-3, 275, Sr., 2L)**
	93	Jacoby Wildman (6-2, 265, Jr., 2L)
NG	**96**	**Christopher 'Unga (6-0, 295, Jr., 2L)**
	94	Caden Andersen (6-2, 290, So., SQ)
	90	Ritisoni Fata (6-1, 2980, So., 1L)
DE	44	Fua Leilua (6-2, 285, Jr., RS)
	91	**Devon Anderson (6-1, 280, Jr., 1L)**
	24	Dalton Baker (6-4, 265, Jr., 2L)
OLB	10	Tipa Galeai (6-5, 230, Jr., RS)
	47	Logan Lee (6-3, 270, So., 1L)
ILB	9	David Woodward (6-2, 235, So., 1L)
	51	**Justus Te'i (6-3, 235, Jr., 2L)**
	39	Maika Magalei (6-2, 235, So., 1L)
ILB	**48**	**Chase Christiansen (6-1, 230, Sr., 2L)**
-or-	**42**	**Suli Tamaivena (6-0, 230, Sr., 1L)**
	33	Kevin Meitzenheimer (5-11, 225, So., 1L)
OLB	3	Jontrell Rocquemore (6-1, 210, Sr., 3L)
	15	Baron Gajkowski (6-1, 205, So., 1L)
CB	7	DJ Williams (5-9, 180, Jr., JC)
	6	**Cameron Haney (5-11, 180, Jr., 2L)**
S	25	Shaq Bond (5-10, 185, So., JC)
	26	Chase Nelson (5-9, 195, So., SQ)
S	**23**	**Gaje Ferguson (6-0, 210, Sr., 2L)**
	4	Aaron Wade (6-1, 210, Sr., 3L)
CB	**2**	**Ja'Marcus Ingram (6-1, 195, So., 1L)**
	27	Deante Fortenberry (5-9, 190, Sr., 1L)

SPECIALISTS

P	63	Taylor Hintze (6-1, 200, Jr., TR)
	92	Zach Lee (5-11, 195, Jr., SQ)
PK/K	**62**	**Dominik Eberle (6-2, 195, Jr., 1L)**
	63	Taylor Hintze (6-1, 200 Jr., TR)
LS	57	Brandon Pada (5-10, 205, So., SQ)
	38	Chance Nelson (6-3, 220, Jr., JC)
HLD	**12**	**DJ Nelson (5-9, 200, Sr., 3L)**
	26	Chase Nelson (5-9, 195, So., SQ)
PR	**16**	**Jordan Nathan (5-8, 180, So., 1L)**
	11	Aaren Vaughns (5-7, 185, Sr., 1L)
KOR	**81**	**Savon Scarver (5-11, 185, So., 1L)**
	21	Jalen Greene (6-2, 205, Sr., TR)

BOLD = Returning Starter

CAREER GAMES/STARTS

12	DJ Nelson, Sr., WR	43/0
34	Justen Hervey, Sr., RB	38/1
89	Aaron Dalton, Sr., P	38/0
3	Jontrell Rocquemore, Sr., S	37/13
4	Aaron Wade, Sr., S	37/3
56	Gasetoto Schuster, Sr., NG	35/5
1	Ron'quavion Tarver, Sr., WR	32/26
48	Chase Christiansen, Sr., LB	32/21
6	Cameron Haney, Jr., CB	31/9
93	Jacoby Wildman, Jr., DE	29/4
23	Gaje Ferguson, Sr., S	28/22
24	Dalton Baker, Jr., DE	28/5
8	Gerold Bright, Jr., RB	28/4
55	Adewale Adeoye, Sr., DE	27/10
51	Justus Te'i, Jr., LB	27/9
87	Dax Raymond, Jr., TE	26/17
62	Dominic Eberle, Jr., PK	24/0
96	Christopher 'Unga, Jr., NG	23/14
99	Mohelika Uasike, Jr., NG	23/3
46	Mason Tobeck, Jr., LB	21/3
76	Roman Andrus, Sr., OL	20/20
70	Rob Castaneda, Sr., OL	20/20
51	Quin Ficklin, Sr., OL	20/20
16	Jordan Nathan, So., WR	20/17
58	Demytrick Ali'ifua, So., OL	20/4
81	Savon Scarver, So., WR	20/0
10	Jordan Love, So., QB	19/13
91	Devon Anderson, Jr., DE	19/8
11	Aaren Vaughns, Sr., WR	19/3
27	Deante Fortenberry, Sr., CB	19/2
88	Carson Terrell, So., TE	19/2
52	Sean Taylor, Sr., OL	18/18
2	Ja'Marcus Ingram, So., CB	18/15
68	Moroni Iniguez, Jr., OL	18/14
31	Chance Parker, Jr., S	18/0
42	Suli Tamaivena, Sr., LB	17/13
66	KJ Uluave, Sr., OL	17/4
15	Baron Gajkowski, So., S	17/2
9	David Woodward, So., LB	16/7
39	Maika Magalei, So., LB	16/4
47	Logan Lee, So., DE	15/3
90	Ritisoni Fata, So., NG	13/2
22	Eltoro Allen, Sr., RB	13/1
40	Ofa Latu, Sr., LB	13/0
33	Kevin Meitzenheimer, So., LB	13/0
32	Braxton Gunther, So., S	12/0
20	Tre Miller, So., RB	10/0
17	Taylor Compton, So., WR	9/0
75	Ty Shaw, So., OL	9/0
25	Shaq Bond, So., S	7/7
10	Tipa Galeai, R-Jr., LB	7/7
21	Jalen Greene, Sr., WR	7/7
44	Fua Leilua, R-Jr., DE	7/7
7	DJ Williams, Jr., CB	7/7
5	Darwin Thompson, Jr., RB	7/3
63	Taylor Hintze, Jr., PK	7/0
14	Zahodri Jackson, R-Fr., CB	7/0
26	Chase Nelson, R-Fr., S	7/0
57	Brandon Pada, So., LS	7/0
19	Deven Thompkins, Fr., WR	7/0
72	Alfred Edwards, R-Fr., OL	6/5
94	Caden Andersen, So., NG	6/0
30	Andre Grayson, R-Fr., CB	6/0
37	Jarrod Green, R-Fr., CB	6/0
13	Devin Heckstall, Jr., WR	6/0
29	Morian Walker Jr., So., RB	6/0
89	Travis Boman, So., TE	5/0
53	Braden Harris, Jr., LB	5/0
92	Zach Lee, Jr., P	5/0
69	Jake Templeton, Sr., OL	5/0
60	Wyatt Bowles, Fr., OL	3/0
59	Connor Coles, So., PK	3/0
3	Henry Colombi, R-Fr., QB	3/0
82	Preston Curtis, R-Fr., WR	3/0
79	Wade Meacham, Fr., OL	3/0
97	Jake Pitcher, So., DE	3/0
85	Emerson Woods, Sr., TE	3/0
64	Heneli Avendano, Fr., OL	2/0
74	Chandler Dolphin, R-Fr., OL	2/0
77	Andy Koch, Fr., OL	2/0
67	Connor Meyers, So., OL	2/0
83	Tim Patrick Jr., Fr., WR	2/0
6	Andrew Peasley, Fr., QB	2/0
80	Jackson Prince, Fr., WR	2/0
65	Karter Shaw, Fr., OL	2/0
78	Jacob South, Fr., OL	2/0
56	Siotame Uluave, So., OL	2/0
34	Daniel Langi, R-Fr., LB	1/0
43	Simian Matagi, Fr., LB	1/0
54	Eric Munoz, Jr., LB	1/0
36	Christian Nash, Fr., S	1/0
41	Elijah Shelton, Fr., LB	1/0
95	Keith Tambe, So, DE	1/0

PRONUNCIATION GUIDE

55	Adewale Adeoye	Ada-wally A-day-a-way
58	Demytrick Ali'ifua	Ah-lee-ee-foo-uh
91	Devon Anderson	Duh-von
28	Michael Anyanwu	Aun-yawn-wu
64	Heneli Avendano	Hen-eh-lee Ah-ven-da-no
70	Rob Castaneda	Cast-uh-ned-uh
3	Henry Colombi	Cuh-lum-bee
62	Dominik Eberle	Eb-err-lee
90	Ritisoni Fata	Ree-tee-sony Fah-tuh
15	Baron Gajkowski	Guy-Cow-ski
10	Tipa Galeai	Tee-puh Nah-lay-eye
63	Taylor Hintze	Highnt-ze
68	Moroni Iniguez	More-own-i E-knee-gez
14	Zahodri Jackson	Zuh-haad-ree
34	Daniel Langi	Lung-ee
40	Ofa Latu	Oh-fa La-too
44	Fua Leilua	Foo-uh Lay-loo-uh
39	Maika Magalei	Mika Mung-uh-lay
43	Simian Matagi	Sim-ee-un Ma-tah-gee
79	Wade Meacham	Me-chum
45	Mitch Medina	Muh-dee-nuh
33	Kevin Meitzenheimer	Met-zen-hi-mur
92	Hale Motu'apuaka	Huh-lay Mow-too-uh-poo-uh-kuh
3	Jontrell Rocquemore	Rock-uh-more
81	Savon Scarver	Say-von
56	Gasetoto Schuster	Na-s-eh-toe-toe
42	Suli Tamaivena	Sue-lee Tuh-my-ven-uh
1	Ron'quavion Tarver	Ron-kway-V-un
51	Justus Te'i	Tay-ee
88	Carson Terrell	Tear-ul
99	Mohelika Uasike	Mo-heh-lee-ka Wa-s-kay
66	KJ Uluave	Oo-lou-a-vay
56	Siotame Uluave	See-o-tah-may Oo-lou-a-vay

ALPHABETICAL

No.	Name	Pos.
55	Adeoye, Adewale	DE
58	Ali'ifua, Demytrick	OL
22	Allen, Eltoro	RB
94	Andersen, Caden	NG
91	Anderson, Devon	DE
76	Andrus, Roman	OL
28	Anyanwu, Michael	CB
64	Avendano, Heneli	OL
24	Baker, Dalton	DE
89	Boman, Travis	TE
25	Bond, Shaq	S
60	Bowles, Wyatt	OL
8	Bright, Gerold	RB
70	Castaneda, Rob	OL
48	Christiansen, Chase	LB
59	Coles, Connor	PK
3	Colombi, Henry	QB
17	Compton, Taylor	WR
82	Curtis, Preston	WR
89	Dalton, Aaron	P
15	Dana, Will	QB
38	Dawson, Lamar	CB
74	Dolphin, Chandler	OL
62	Eberle, Dominik	PK
72	Edwards, Alfred	OL
90	Fata, Ritisoni	NG
32	Fehoko, Sione	RB
23	Ferguson, Gaje	S
51	Ficklin, Quin	OL
27	Fortenberry, Deante	CB
15	Gajkowski, Baron	S
10	Galeai, Tipa	LB
30	Grayson, Andre	CB
37	Green, Jarrod	CB
21	Greene, Jalen	WR
32	Gunther, Braxton	S
73	Hack, Kyler	OL
6	Haney, Cameron	CB
53	Harris, Braden	LB
11	Hayes, Jordan	S
29	Haywood, Isaiah	CB
13	Heckstall, Devin	WR
34	Hervey, Justen	RB
63	Hintze, Taylor	PK
54	Howell, Noah	LS
2	Ingram, Ja'Marcus	CB
68	Iniguez, Moroni	OL
14	Jackson, Zahodri	CB
77	Koch, Andy	OL
34	Langi, Daniel	LB
80	Larson, Landon	WR
40	Latu, Ofa	LB
47	Lee, Logan	DE
92	Lee, Zach	P
44	Leilua, Fua	DE
84	Lockett, Sam	WR
40	Lovato, Chance	CB
10	Love, Jordan	QB
39	Magalei, Maika	LB
43	Matagi, Simian	LB
49	McCrary, Parker	LB
79	Meacham, Wade	OL
45	Medina, Mitch	LB
33	Meitzenheimer, Kevin	LB
67	Meyers, Connor	OL
20	Miller, Tre	RB
86	Mortenson, Bryce	TE
92	Motu'apuaka, Hale	DE
54	Munoz, Eric	LB
36	Nash, Christian	S

NUMERICAL

No.	Name	Pos.	Ht.	Wt.	Cl.	Exp.	Hometown (High School/Last School)
1	Ron'quavion Tarver	WR	6-3	215	Sr.	2L	Belle Glade, Fla. (Glades Central HS/Fort Scott CC)
2	Ja'Marcus Ingram	CB	6-1	195	So.	1L	Dallas, Texas (South Oak Cliff HS)
3	Henry Colombi	QB	6-3	205	Fr.	RS	Hollywood, Fla. (Chaminade Madonna College Prep)
3	Jontrell Rocquemore	S	6-1	210	Sr.	3L	McKinney, Texas (McKinney HS)
4	Aaron Wade	S	6-1	210	Sr.	3L	Lithia, Fla. (Newsome HS)
5	Darwin Thompson	RB	5-8	200	Jr.	JC	Jenks, Okla. (Jenks HS/Northeastern Oklahoma A&M)
6	Cameron Haney	CB	5-11	180	Jr.	2L	Los Angeles, Calif. (Cathedral HS)
6	Andrew Peasley	QB	6-3	195	Fr.	HS	La Grande, Ore. (La Grande HS)
7	DJ Williams	CB	5-9	180	Jr.	JC	Smyrna, Tenn. (Smyrna HS/Independence CC)
8	Gerold Bright	RB	5-9	195	Jr.	2L	Pensacola, Fla. (Escambia HS)
9	David Woodward	LB	6-2	235	So.	1L	Olympia, Wash. (Olympia HS)
10	Tipa Galeai	LB	6-5	230	Jr.	RS	Euless, Texas (Trinity HS/TCU)
10	Jordan Love	QB	6-4	225	So.	1L	Bakersfield, Calif. (Liberty HS)
11	Jordan Hayes	S	6-1	205	So.	RS	Bountiful, Utah (Bountiful HS/Mesa CC)
11	Aaren Vaughns	WR	5-7	185	Sr.	1L	Altadena, Calif. (Charter Oak HS/Mt. San Antonio JC)
12	DJ Nelson	WR	5-9	200	Sr.	3L	Logan, Utah (Logan HS)
13	Devin Heckstall	WR	6-5	205	Jr.	JC	Baltimore, Md. (Mount Saint Joseph HS/LA Valley CC)
14	Zahodri Jackson	CB	5-10	190	Fr.	RS	Sarasota, Fla. (Riverview HS)
15	Will Dana	QB	6-1	200	Fr.	HS	Sandy, Utah (Alta HS)
15	Baron Gajkowski	S	6-1	205	So.	1L	Alpine, Utah (Lone Peak HS)
16	Jordan Nathan	WR	5-8	180	So.	1L	Monrovia, Calif. (Monrovia HS)
17	Taylor Compton	WR	5-8	175	So.	SQ	Logan, Utah (Logan HS)
19	Deven Thompkins	WR	5-7	155	Fr.	HS	Fort Myers, Fla. (Dunbar HS)
20	Tre Miller	RB	6-1	215	So.	1L	St. George, Utah (Dixie HS)
21	Jalen Greene	WR	6-2	205	Sr.	TR	Inglewood, Calif. (Serra HS/USC)
22	Eltoro Allen	RB	5-9	185	Sr.	1L	Elk Grove, Calif. (Elk Grove HS/Riverside CC)
23	Gaje Ferguson	S	6-0	210	Sr.	2L	Mendon, Utah (Mountain Crest HS/Snow College)
24	Dalton Baker	DE	6-4	265	Jr.	2L	Payson, Utah (Payson HS)
25	Shaq Bond	S	5-10	185	So.	JC	Decatur, Ill. (MacArthur HS/Southwestern JC)
26	Chase Nelson	S	5-9	195	So.	SQ	Logan, Utah (Logan HS)
27	Deante Fortenberry	CB	5-9	190	Sr.	1L	Oakland, Calif. (Pittsburgh HS/CC of San Francisco)
28	Michael Anyanwu	CB	5-9	175	Fr.	HS	Covina, Calif. (Charter Oak HS)
29	Isaiah Haywood	CB	6-0	150	Fr.	HS	Moreno Valley, Calif. (Rancho Verde HS)
29	Morian Walker Jr.	RB	6-1	215	So.	SQ	San Jose, Calif. (Valley Christian HS)
30	Andre Grayson	CB	5-8	175	Fr.	RS	Rancho Cucamonga, Calif. (Etiwanda HS)
31	Chance Parker	S	6-1	205	Jr.	1L	Kaysville, Utah (Davis HS)
32	Sione Fehoko	RB	5-7	185	Fr.	RS	Salt Lake City, Utah (Cottonwood HS)
32	Braxton Gunther	S	5-10	185	So.	1L	Woods Cross, Utah (Woods Cross HS)
33	Kevin Meitzenheimer	LB	5-11	225	So.	1L	Moreno Valley, Calif. (Moreno Valley HS)
34	Justen Hervey	RB	5-10	210	Sr.	3L	Beaumont, Texas (Westbrook HS)
34	Daniel Langi	LB	6-0	225	Fr.	RS	South Jordan, Utah (Bingham HS)
36	Christian Nash	S	6-1	195	Fr.	HS	Salt Lake City, Utah (East HS)
37	Jarrod Green	CB	5-11	185	Fr.	RS	Elk Grove, Calif. (Cosumnes Oaks HS)
38	Lamar Dawson	CB	6-0	200	So.	JC	Chicago, Ill. (St. Rita HS/Mt. San Antonio JC)
38	Chance Nelson	LS	6-3	220	Jr.	JC	Riverside, Calif. (Notre Dame HS/Santa Monica CC)
39	Maika Magalei	LB	6-2	235	So.	1L	Lakewood, Wash. (Lakes HS)
40	Ofa Latu	LB	6-0	225	Sr.	1L	Provo, Utah (Timpview HS/Snow College)
40	Chance Lovato	CB	5-10	180	Fr.	HS	Lakeside, Calif. (El Capitan HS)
41	Elijah Shelton	LB	6-2	215	Fr.	HS	Salt Lake City, Utah (Highland HS)
42	Suli Tamaivena	LB	6-0	230	Sr.	1L	Kirkland, Wash. (Juanita HS/Mt. San Antonio JC)
43	Simian Matagi	LB	6-2	230	Fr.	HS	South Jordan, Utah (Bingham HS)
44	Fua Leilua	DE	6-2	285	Jr.	RS	Anaheim, Calif. (Spanish Fork HS/Oklahoma State)
45	Mitch Medina	LB	6-1	215	Fr.	HS	Sandy, Utah (Alta HS)
46	Mason Tobeck	LB	6-2	235	Jr.	2L	Puyallup, Wash. (Cascade Christian HS)
47	Logan Lee	DE	6-3	270	So.	1L	Rexburg, Idaho (Madison HS)
48	Chase Christiansen	LB	6-1	230	Sr.	2L	Stansbury, Utah (Stansbury HS)
49	Parker McCary	LB	5-11	205	Fr.	HS	Richland, Wash. (Richland HS)
50	Tate Shumway	LB	6-3	210	Fr.	HS	Mesa, Ariz. (Desert Ridge HS)
51	Quin Ficklin	OL	6-2	300	Sr.	1L	Mesa, Ariz. (Red Mountain HS/BYU)
51	Justus Te'i	LB	6-3	235	Jr.	2L	Oceanside, Calif. (Mission Hills HS)
52	Sean Taylor	OL	6-5	300	Sr.	1L	Vallejo, Calif. (Vallejo HS/Laney College)
53	Braden Harris	LB	6-2	230	Jr.	SQ	Gunnison, Utah (Gunnison Valley HS)
54	Noah Howell	LS	6-0	225	Fr.	HS	Tehachapi, Calif. (Tehachapi HS)
54	Eric Munoz	LB	6-1	220	Jr.	JC	Belvidere, Ill. (Belvidere HS/San Diego Mesa CC)
55	Adewale Adeoye	DE	6-3	275	Sr.	2L	St. Louis, Mo. (Ritenour HS)
56	Gasetoto Schuster	NG	6-0	295	Sr.	3L	Long Beach, Calif. (Long Beach Poly HS)
56	Siotame Uluave	OL	6-3	300	So.	JC	Kahuku, Hawaii (Kahuku HS/Snow College)
57	Brandon Pada	LS	5-10	205	So.	SQ	Glendale, Ariz. (Mountain Ridge HS)
58	Demytrick Ali'ifua	OL	6-3	310	So.	1L	Hayward, Calif. (San Leandro HS)
59	Connor Coles	PK	6-0	190	So.	SQ	Bozeman, Mont. (Bozeman HS)

NUMERICAL

No.	Name	Pos.	Ht.	Wt.	Cl.	Exp.	Hometown (High School/Last School)
60	Wyatt Bowles	OL	6-4	280	Fr.	HS	West Point, Utah (Syracuse HS)
62	Dominik Eberle	PK	6-2	195	Jr.	1L	Nuremberg, Germany (Redondo Union (CA) HS)
63	Taylor Hintze	PK	6-1	200	Jr.	TR	Sandy, Utah (Alta HS/Weber State)
64	Heneli Avendano	OL	6-3	315	Fr.	HS	Sandy, Utah (Jordan HS)
65	Karter Shaw	OL	6-3	285	Fr.	HS	South Jordan, Utah (Herriman HS)
66	KJ Uluave	OL	6-4	300	Sr.	1L	Laie, Hawaii (Kahuku HS)
67	Connor Meyers	OL	6-4	290	So.	SQ	McLean, Va. (McLean HS/Southern Utah)
68	Moroni Iniguez	OL	6-2	320	Jr.	1L	Kaysville, Utah (Davis HS/Snow College)
69	Jake Templeton	OL	6-2	305	Sr.	SQ	Boise, Idaho (Timberline HS/Boise State)
70	Rob Castaneda	OL	6-4	305	Sr.	1L	Round Rock, Texas (Round Rock HS/Ellsworth CC)
72	Alfred Edwards	OL	6-7	310	Fr.	RS	Redlands, Calif. (Redlands Senior HS)
73	Kyler Hack	OL	6-4	295	So.	JC	Las Vegas, Nev. (Palo Verde HS/Orange Coast CC)
74	Chandler Dolphin	OL	6-3	305	Fr.	RS	Sandy, Utah (Alta HS)
75	Ty Shaw	OL	6-4	300	So.	1L	South Jordan, Utah (Herriman HS)
76	Roman Andrus	OL	6-4	310	Sr.	1L	El Dorado Hills, Calif. (Oak Ridge HS/Snow College)
77	Andy Koch	OL	6-5	255	Fr.	HS	Eastvale, Calif. (Eleanor Roosevelt HS)
78	Jacob South	OL	6-5	300	Fr.	HS	Anacortes, Wash. (Anacortes HS)
79	Wade Meacham	OL	6-5	300	Fr	HS	Layton, Utah (Layton HS)
80	Landon Larsen	WR	6-1	185	Fr.	HS	Rigby, Idaho (Rigby HS)
80	Ben Norton	PK	6-0	150	Fr.	HS	Fishers, Ind. (Fishers HS)
80	Jackson Prince	WR	6-0	170	Fr.	HS	Centerton, Ark. (Bentonville West HS)
81	Savon Scarver	WR	5-11	185	So.	1L	Las Vegas, Nev. (Centennial HS)
82	Preston Curtis	WR	5-10	180	Fr.	RS	Salt Lake City, Utah (East HS)
83	Tim Patrick Jr.	WR	6-0	180	Fr.	HS	San Diego, Calif. (Morse HS)
84	Sam Lockett	WR	6-0	200	Fr.	HS	Spokane, Wash. (Gonzaga Prep)
85	Emerson Woods	TE	6-3	245	Sr.	SQ	Sandy, Utah (Brighton HS/Snow College)
86	Bryce Mortenson	TE	6-5	215	Fr.	HS	Smithfield, Utah (Sky View HS)
87	Dax Raymond	TE	6-5	250	Jr.	2L	Provo, Utah (Timpview HS)
88	Carson Terrell	TE	6-4	245	So.	1L	Lehi, Utah (Lehi HS)
89	Travis Boman	TE	6-4	245	So.	SQ	Henderson, Nev. (Coronado HS)
89	Aaron Dalton	P	6-4	220	Sr.	3L	Bountiful, Utah (Viewmont HS)
90	Ritisoni Fata	NG	6-1	290	So.	1L	Redlands, Calif. (East Valley HS)
91	Devon Anderson	DE	6-1	280	Jr.	1L	Baltimore, Md. (Overlea HS/Dodge City CC)
92	Zach Lee	P	5-11	195	Sr.	SQ	Cleveland, Tenn. (Cleveland HS)
92	Hale Motu'apuaka	DE	6-2	300	Fr.	HS	Honolulu, Hawaii (Punahou HS)
93	Jacoby Wildman	DE	6-2	265	Jr.	2L	Logan, Utah (Logan HS)
94	Caden Andersen	NG	6-2	290	So.	SQ	Logan, Utah (Logan HS)
95	Keith Tambe	DE	6-2	265	So.	SQ	Cedar Park, Texas (Cedar Park HS)
96	Christopher 'Unga	NG	6-0	295	Jr.	2L	Rochester, Calif. (Rancho Cucamonga HS)
97	Jake Pitcher	DE	6-3	265	So.	SQ	Smithfield, Utah (Sky View HS)
99	Mohelika Uasike	NG	6-1	295	Jr.	2L	Euless, Texas (L.D. Bell HS)

ALPHABETICAL

No.	Name	Pos
16	Nathan, Jordan	WR
38	Nelson, Chance	LS
26	Nelson, Chase	S
12	Nelson, DJ	WR
80	Norton, Ben	PK
57	Pada, Brandon	LS
31	Parker, Chance	S
83	Patrick Jr., Tim	WR
6	Peasley, Andrew	QB
97	Pitcher, Jake	DE
80	Prince, Jackson	WR
87	Raymond, Dax	TE
3	Rocquemore, Jontrell	S
81	Scarver, Savon	WR
56	Schuster, Gasetoto	NG
65	Shaw, Karter	OL
75	Shaw, Ty	OL
41	Shelton, Elijah	LB
50	Shumway, Tate	LB
78	South, Jacob	OL
42	Tamaivena, Suli	LB
95	Tambe, Keith	DE
1	Tarver, Ron'quavion	WR
52	Taylor, Sean	OL
51	Te'i, Justus	LB
69	Templeton, Jake	OL
88	Terrell, Carson	TE
19	Thompkins, Deven	WR
5	Thompson, Darwin	RB
46	Tobeck, Mason	LB
99	Uasike, Mohelika	NG
66	Uluave, KJ	OL
56	Uluave, Siotame	OL
96	`Unga, Christopher	NG
11	Vaughns, Aaren	WR
4	Wade, Aaron	S
29	Walker Jr., Morian	RB
93	Wildman, Jacoby	DE
7	Williams, DJ	CB
85	Woods, Emerson	TE
9	Woodward, David	LB

COACHING STAFF and GAMEDAY LOCATIONS

Head Coach: Matt Wells (Utah State, 1996), Sixth Season, Eighth Overall; **Assistant Head Coach (Co-Defensive Coordinator/Defensive Line): Frank Maile** (Utah State, 2007), Third Season, Eighth Overall; **Defensive Coordinator (Safeties): Keith Patterson** (East Central Oklahoma, 1986), First Season; **Offensive Coordinator (Quarterbacks): David Yost** (Kent State, 1992), Second Season; **Assistant Coach (Outside Receivers): Jovon Bouknight** (Wyoming, 2006), 10th Season; **Assistant Coach (Defensive Backs): Julius Brown** (Boise State, 2006), Third Season; **Assistant Coach (Inside Linebackers): Stacy Collins** (Western Oregon, 1998), Third Season; **Assistant Coach (Offensive Line): Steve Farmer** (Illinois State, 1999), Third Season; **Assistant Coach (Running Backs): DeAndre Smith** (Southwest Missouri State, 2002), First Season; **Assistant Coach (Outside Linebackers): Uani 'Unga** (BYU, 2015), First Season; **Assistant Coach (Tight Ends/Inside Receivers): Luke Wells** (Oklahoma, 2002), Sixth Season; **Assistant Athletics Director for Football Operations: Waqa Damuni** (Utah State, 1998), Sixth Season; **Director of Player Personnel: Zach Nyborg** (BYU, 2011), First Season; **Special Assistant to the Head Coach: Dave Kragthorpe** (Utah State, 1954), Sixth Season; **Offensive Graduate Assistant: John Cannova** (North Central College, 2014), Second Season; **Offensive Graduate Assistant: Chuckie Keeton** (Utah State, 2015), First Season; **Defensive Graduate Assistant: Al Lapuaho** (Utah State, 2013), First Season; **Defensive Graduate Assistant: Conor Dubin** (Arizona State, 2016), First Season; **Defensive Administrative Assistant: Justin Udy** (Eastern Oregon, 2011), First Season; **Special Teams Administrative Assistant: Worth Gregory** (East Carolina, 2016), First Season; **Senior Analyst for Special Teams: Jason Shumaker** (Kansas, 2003), First Season; **Strength & Conditioning: Dave Scholz** (Wisconsin-Milwaukee, 2004), Sixth Season; **Athletics Trainer: Mike Williams** (Utah State, 1996), 20th Season; **Equipment Coordinator: Mike Bair** (Utah State, 1995), 23rd Season; **Video Coordinator: Bill Garren** (Idaho State, 2002), 14th Season.

Matt Wells
Head Coach
(Field)

Frank Maile
Asst. HC/ Co-DC/DL
(Field)

Keith Patterson
Def. Coord./ Safeties
(Field)

David Yost
Off. Coord./ QB
(Press Box)

Jovon Bouknight
Outside Receivers
(Field)

Julius Brown
Defensive Backs
(Field)

Stacy Collins
Inside Linebackers
(Field)

Steve Farmer
Offensive Line
(Field)

DeAndre Smith
Running Backs
(Field)

Uani 'Unga
Outside Linebackers
(Press Box)

Luke Wells
Tight Ends/ Inside Receivers
(Field)

/// MOUNTAIN WEST STANDINGS ///

MOUNTAIN	MW	Overall
(RV) Utah State	**3-0**	**6-1**
Boise State	3-1	5-2
Colorado State	2-2	3-5
New Mexico	1-2	3-4
Air Force	1-3	3-4
Wyoming	0-4	2-6

WEST	MW	Overall
(RV) Fresno State	3-0	6-1
(RV) San Diego State	3-0	6-1
Hawai'i	3-1	6-3
Nevada	2-2	4-4
UNLV	0-3	2-5
San José State	0-3	0-7

THIS WEEK'S GAMES (ALL TIMES MOUNTAIN)

Friday, Oct. 26

- Wyoming at Colorado State (CBSSN) 8 pm

Saturday, Oct. 27

- New Mexico at Utah State (Facebook) 2 pm
- UNLV at San José State (AT&T) 4:30 pm
- Boise State at Air Force (CBSSN) 5 pm
- Hawai'i at Fresno State (ESPN2) 8:30 pm
- San Diego State at Nevada (ESPNU) 8:30 pm

/// MOUNTAIN WEST POLLS ///

• Utah State was picked fourth in the Mountain Division of the 2018 Mountain West Conference preseason polls.

MOUNTAIN DIVISION

Team (First-Place Votes)	Points
1. Boise State (22)	132
2. Wyoming	95
3. Colorado State	82
4. UTAH STATE	**78**
5. Air Force	52
6. New Mexico	23

WEST DIVISION

Team (First-Place Votes)	Points
1. Fresno State (16)	126
2. San Diego State (6)	116
3. UNLV	78
4. Nevada	72
5. Hawai'i	45
6. San José State	25

AGGIES CONTINUE MOUNTAIN WEST PLAY AGAINST NEW MEXICO

• Utah State continues Mountain West play this weekend with a home game against New Mexico on Saturday, Oct. 27, at 2 p.m. The game will be aired exclusively on Facebook with Chris Hassel (play-by-play), A.J. Hawk (analyst), Kristen Balboni (reporter) and Paige Zamora (sidelines-social media) on the call. Live audio of the game is available on www.UtahStateAggies.com. USU is 546-541-31 (.502) all-time in 121 seasons.

• Utah State has won 16 of its last 27 games played during the month of October and is 9-5 all-time in known games played on Oct. 27.

UTAH STATE RETURNS PLENTY OF EXPERIENCE IN 2018

• Utah State returns 18 starters (O-9, D-9) and 47 letterwinners (O-19, D-26, S-2) from last season, which is the third-most in the nation behind Florida (19) and Michigan State (19). When you add in its two returning specialists, USU's 20 returning starters is tied for the third-most in the nation behind Baylor (22) and Michigan State (22), and tied with Florida (20), Michigan (20) and UAB (20).

A LOOK AT UTAH STATE

• Utah State is 6-1 on the season and 3-0 in Mountain West play following its 24-16 conference road win at Wyoming last weekend. Offensively, USU is led by sophomore QB **Jordan Love**, who is 137-of-214 (.640) passing for 1,610 yards (230.0 ypg) with 14 touchdowns and four interceptions. Junior RB **Darwin Thompson** leads the team in rushing with 535 yards on 73 carries (7.3 ypc/76.4 ypg) with nine touchdowns, and senior WR **Ron'quavion Tarver** has a team-best 30 receptions for 305 yards (10.2 ypr/43.6 ypg) with four touchdowns. Defensively, sophomore LB **David Woodward** leads the team with 74 tackles, which includes 4.0 sacks and 5.5 tackles for loss, while senior LB **Chase Christiansen** has 54 tackles, which includes 0.5 sacks and 2.5 tackles for loss. As a team, Utah State is averaging 47.7 points and 438.0 yards of total offense (247.6 passing, 190.4 rushing), and allowing 22.7 points and 360.6 yards of total offense (193.3 passing, 167.3 rushing).

A LOOK AT UTAH STATE DURING ITS SIX-GAME WINNING STREAK

• During its current six-game winning streak, Utah State is averaging 50.5 points and 453.7 yards per game (235.7 passing, 218.0 rushing), while converting 41.6 percent of its third downs (32-77) and committing just eight turnovers (6 fumbles, 2 interceptions). Defensively, USU is allowing 20.2 points and 345.3 yards (177.7 passing, 167.7 rushing), while limiting its opponents to just 35-of-109 (.321) on third downs and forcing 14 turnovers (7 fumbles, 7 interceptions).

• Utah State's current six-game winning streak is the longest under head coach **Matt Wells**, and the longest winning streak for USU since the 2012 team ended the season by winning its final seven games. Furthermore, it is the third time USU has won at least five games in a row under Wells (2013, 2014, 2018).

AGGIES' SIX-GAME WINNING STREAK TIED FOR SEVENTH-LONGEST IN THE NATION

• Utah State's current six-game winning streak is tied for the seventh-longest active winning streak in the nation behind UCF (20), Alabama (10), Notre Dame (8), South Florida (8), Clemson (7) and Michigan (7), and tied with San Diego State (6), Texas (6) and Western Michigan (6).

• Furthermore, Utah State's current six-game winning streak is tied for the seventh-longest in school history as the 1960 team holds the school record with nine-straight wins, while the 1907, 1912, 1963, 1965 and 2012 teams all won seven games in a row, and the 1953, 1961, 1993 and 2018 teams all won six games in a row.

UTAH STATE'S OFFENSE LIGHTING UP THE SCOREBOARD UNDER WELLS

• Under head coach **Matt Wells**, Utah State has scored 50-plus points 11 times and 60 or more points four times, both of which are school records. Prior to Wells, **E. Lowell 'Dick' Romney** (1919-48) held the school record with six 50-point games in 29 seasons, while **John Ralston** (1959-62) and **Tony Knap** (1963-66) shared the school record for most 60-point games with two each, as both coaches spent four seasons at USU. Utah State also scored 60-plus points in back-to-back games for the first time in school history this year. Overall, the Aggies have scored 50-plus points in back-to-back games three times in school history, all under Wells. Utah State also set a school record last year under Wells by scoring 50-plus points in three games, and this year's team has already tied that mark.

• Utah State began the 2018 season by scoring 30-plus points in each of its first six games and scored 40-plus points in five straight games, both of which were school records.

DID YOU KNOW?

• Utah State has now won at least six games seven times in the last eight seasons and for the 36th time in 121 years of Aggie football. Furthermore, there have only been 24 Aggie teams that have won seven or more games in a single season.

UTAH STATE SECOND IN THE NATION WITH SEVEN NON-OFFENSIVE TOUCHDOWNS

• Utah State has scored seven non-offensive touchdowns this season to rank second in the nation behind Temple (8) as the Aggies have four special teams touchdowns and three defensive touchdowns. USU's first non-offensive touchdown this year came at No. 11 Michigan State as senior S **Gaje Ferguson** returned an interception 40 yards for a touchdown. USU then had two non-offensive touchdowns against New Mexico State as senior CB **Deante Fortenberry** returned an interception 75 yards for a touchdown and sophomore WR **Savon Scarver** returned a kickoff 100 yards for a touchdown. Sophomore WR **Jordan Nathan** then returned a punt 59 yards for a touchdown against Tennessee Tech, junior LB **Tipa Galeai** returned an interception 56 yards for a touchdown at BYU, and sophomore S **Baron Gajkowski** returned a blocked punt 16 yards for a touchdown against UNLV. USU added its seventh non-offensive touchdown last weekend as **Scarver** returned a kickoff 99 yards for a touchdown at Wyoming.

AGGIES BLOCK SECOND KICK OF THE SEASON IN UNLV GAME

• Utah State blocked its second kick of the 2018 season against UNLV two weekends ago as freshman WR **Deven Thompkins** blocked a punt that was picked up by sophomore S **Baron Gajkowski** and returned 16 yards for a touchdown. For USU, it was its first blocked punt since the 2017 season when senior WR **DJ Nelson** blocked a Colorado State punt and returned it 20 yards for the score. USU's first blocked kick this season was against Air Force as junior LB **Tipa Galeai** blocked a 40-yard field goal.

• Overall, USU has now blocked 16 kicks under head coach **Matt Wells**, including four blocked punts last season to rank fourth in the nation. The single-season school record for blocked kicks is six set in 2012 (3 FGs, 2 punts, 1 PAT).

• Utah State is currently tied for first in the Mountain West and tied for 15th in the nation with its two blocked kicks this season, including being tied for first in the conference and tied for 11th in the nation with its one blocked punt.

INSIDE THE NUMBERS WITH UTAH STATE'S OFFENSE

• Utah State has already scored 43 touchdowns this season and only allowed 17. The school record for touchdowns scored in a season is 60 set in 2011 and the 43 touchdowns scored this year is already tied for the 11th-most in school history. In fact, since 1957 (a span of 61 years), there have been 47 Aggie teams that did not score 40 touchdowns the entire season. Furthermore, USU has already scored 334 points this year and the school record is 454 points scored in 2012, while the school record for points scored per game is 38.7 set in 1961. USU is currently fourth in the nation with an average of 47.7 points per game.

• Utah State has 22 rushing touchdowns in its first seven games this season as compared to 24 rushing touchdowns all of last season. The school record for rushing touchdowns is 39 set in 1961. Along with its 22 rushing touchdowns this year, USU has five touchdown runs of at least 50 yards.

• Utah State has had 18 different players score a touchdown this season, including nine players with multiple touchdowns.

• Utah State has led at the end of the first quarter in all seven of its games this year and has an 82-26 scoring advantage on the season in the first quarter. USU also has a 186-67 scoring advantage in the first half in games this season and has out-scored its opponents in every quarter thus far this year. On average, USU has held a 26.6 to 9.6 scoring advantage at halftime.

UTAH STATE MILESTONES THAT EQUAL SUCCESS

• Utah State has won 27 of its last 32 games when it has a 100-yard rusher, including a 5-0 record this year, and 29 of its last 32 contests when rushing at least 40 times in a game, including a 3-0 record this year. USU has also won 45 of its last 48 games when scoring at least 30 points, including a 5-1 record this season.

• Utah State has had a 100-yard rusher in five of its last six games, in nine of its last 11 games, and in 10 of its last 13 games dating back to last season. Between the 2014 and 2016 seasons, USU had a total of nine 100-yard rushers over a 39-game span. USU ended the 2017 season by having a 100-yard rusher in each of its final four games.

DID YOU KNOW?

• Utah State ranks second in the nation with 14 scoring drives on the season of less than 60 seconds, trailing only Alabama (20), but also has 10 scoring drives of 10-plus plays and 16 scoring drives that have covered at least 70 yards this season.

• Utah State is one of just 24 teams in the nation with one or fewer losses and one of 20 teams that has not lost a conference game.

• Utah State has out-gained its opponent in six of its seven games it has played this season, but has only led in time of possession twice (vs. New Mexico State and at BYU).

• Utah State ranks 12th in the Mountain West and 127th in the nation - out of 129 teams at the Football Bowl Subdivision (FBS) level - in time of possession at just 25:30 per game.

/// NATIONAL RANKINGS ///

AP POLL (OCT. 21, 2018)

RK.	SCHOOL	RECORD	PTS.
1.	Alabama (61)	8-0	1525
2.	Clemson	7-0	1454
3.	Notre Dame	7-0	1400
4.	LSU	7-1	1327
5.	Michigan	7-1	1250
6.	Texas	6-1	1186
7.	Georgia	6-1	1136
8.	Oklahoma	6-1	1065
9.	Florida	6-1	998
10.	Central Florida	7-0	996
11.	Ohio State	7-1	958
12.	Kentucky	6-1	754
13.	West Virginia	5-1	747
14.	Washington State	6-1	692
15.	Washington	6-2	677
16.	Texas A&M	5-2	622
17.	Penn State	5-2	528
18.	Iowa	6-1	489
19.	Oregon	5-2	450
20.	Wisconsin	5-2	357
21.	South Florida	7-0	291
22.	N.C. State	5-1	186
23.	Utah	5-2	180
24.	Stanford	5-2	144
25.	Appalachian St.	5-1	79

Others receiving votes: Texas Tech 54, **UTAH STATE 50**, San Diego State 48, Fresno State 35, Miami 34 Virginia 25, Houston 19, Purdue 17, Michigan State 8, Cincinnati 7, Auburn 5, Boston College 2, Mississippi State 2, UAB 1.

COACHES POLL (OCT. 21, 2018)

RK.	SCHOOL	RECORD	PTS.
1.	Alabama (60)	8-0	1548
2.	Clemson (2)	7-0	1488
3.	Notre Dame	7-0	1409
4.	LSU	7-1	1352
5.	Michigan	7-1	1228
6.	Georgia	6-1	1207
7.	Texas	6-1	1146
8.	Oklahoma	6-1	1075
9.	Ohio State	7-1	1030
10.	Central Florida	7-0	1008
11.	Florida	6-1	968
12.	West Virginia	5-1	794
13.	Washington	6-2	729
14.	Kentucky	6-1	689
15.	Washington State	6-1	633
16.	Penn State	5-2	606
17.	Texas A&M	5-2	583
18.	Iowa	6-1	447
19.	Wisconsin	5-2	430
20.	South Florida	7-0	390
21.	Oregon	5-2	383
22.	N.C. State	5-1	222
23.	Stanford	5-2	180
24.	Utah	5-2	107
25.	Miami	5-2	95

Others receiving votes: Appalachian State 78, **UTAH STATE 63**, San Diego State 62, Houston 30, Cincinnati 30, Fresno State 22, Mississippi State 18, Virginia 17, Auburn 13, Colorado 9, Buffalo 9, Army 8, Duke 8, Texas Tech 8, Purdue 7, UAB 6, South Carolina 5, Virginia Tech 4, Syracuse 3, Georgia Southern 2, Michigan State 1.

/// RANKINGS FOR 2018 ///

TEAM	MW	NCAA
• Scoring Offense (47.7)	1	4
• Sacks Allowed (1.00)	3	13
• Completion % (.655)	3	25
• Total Offense (438.0)	3	39
• Rushing Offense (190.4)	4	47
• Pass Efficiency (143.7)	5	46
• Passing Offense (247.6)	7	52
• Tackles for Loss (8.1)	2	13
• Pass Eff. Defense (110.4)	2	21
• Passing Defense (193.3)	2	33
• Sacks (2.86)	3	29
• Scoring Defense (22.7)	3	39
• Total Defense (360.6)	6	46
• Rushing Defense (167.3)	7	77
• Kickoff Returns (30.7)	1	3
• TO Margin (+0.86)	2	14
• Net Punting (39.71)	2	37
• Punt Returns (12.2)	3	37
• Kickoff Return Def. (21.2)	6	72

INDIVIDUAL	AVG.	MW	NCAA
• **Adewale Adeoye (DE)**			
Fumbles Rec.	0.43	T-1	T-1
• **Devon Anderson (DE)**			
Fumbles Rec.	0.14	T-9	T-73
• **Shaq Bond (S)**			
Tackles	4.9	T-47	-
• **Gerold Bright (RB)**			
Yards Per Carry	5.9	4	35
Rushing	65.1	9	89
• **Chase Christiansen (LB)**			
Fumbles Rec.	0.14	T-9	T-73
Tackles	7.7	T-13	T-91
• **Dominik Eberle (PK)**			
Scoring	10.4	1	7
FG Per Game	1.57	2	13
FG %	.786	4	35
• **Gaje Ferguson (S)**			
Interceptions	0.29	T-3	T-46
Fumbles Rec.	0.14	T-9	T-73
Tackles	5.7	T-32	-
• **Baron Gajkowski (S)**			
Punt Ret. TDs	0.14	T-1	T-3
• **Tipa Galeai (LB)**			
Sacks	0.8	T-1	T-26
Forced Fumbles	0.29	T-4	T-34
Tackles for Loss	1.1	7	-
Tackles	5.1	T-42	-
• **Taylor Hintze (P)**			
Punting	43.3	5	34
• **Ofa Latu (LB)**			
Fumbles Rec.	0.14	T-9	T-73
• **Jordan Love (QB)**			
Completion %	.640	3	35
Passing TDs	2.0	4	23
Passing Eff.	145.1	4	40
Passing	230.0	6	47
Total Offense	234.6	6	61
• **Jordan Nathan (WR)**			
Punt Ret. TDs	0.14	T-1	T-3
Punt Returns	11.3	2	16
• **Jontrell Rocquemore (S)**			
Interceptions	0.29	T-3	T-46
Fumbles Rec.	0.14	T-9	T-73
Tackles	6.0	T-27	-
• **Savon Scarver (WR)**			
Kickoff Returns	38.3	1	1
Kickoff Ret. TDs	0.29	1	T-1
• **Ron'quavion Tarver (WR)**			
Receptions	4.3	10	-
• **Darwin Thompson (RB)**			
Yards Per Carry	7.3	1	5
Rushing TDs	1.3	1	T-8
Rushing	76.4	3	56
Scoring	7.7	4	47
All-Purpose Yds	91.9	8	-
• **Aaron Wade (S)**			
Interceptions	0.29	T-3	T-46
• **David Woodward (LB)**			
Tackles	12.3	1	7
Forced Fumbles	0.33	3	T-25
Sacks	0.7	6	56

UTAH STATE SECOND IN THE NATION IN SCORING OFFENSE

• Utah State ranks first in the Mountain West and fourth in the nation in scoring with an average of 47.7 points per game, trailing only Alabama (54.1 ppg), Houston (48.7 ppg) and Oklahoma (48.6 ppg). USU also ranks third in the MW and 13th in the nation in sacks allowed (1.0 ppg), third in the MW and 25th in the nation in completion percentage (.655), third in the MW and 39th in the nation in total offense (438.0 ypg), fourth in the MW and 47th in the nation in rushing offense (190.4 ypg), fifth in the MW and 46th in the nation in passing efficiency (143.7), and seventh in the MW and 52nd in the nation in passing offense (247.6 ypg). USU also ranks third in the MW and 33rd in the nation with a third down conversion percentage of 43.3 (39-90).

AGGIE DEFENSE RANKS 13TH NATIONALLY IN TACKLES FOR LOSS

• Utah State ranks second in the Mountain West and 13th in the nation with an average of 8.1 tackles for loss per game. USU also ranks second in the MW and 21st in the nation in passing efficiency defense (110.4), second in the MW and 33rd in the nation in passing defense (193.3 ypg), third in the MW and 29th in the nation in sacks (2.86 pg), third in the MW and 39th in the nation in scoring defense (22.7 ppg), sixth in the MW and 46th in the nation in total defense (360.6 ypg), and seventh in the MW and 77th in the nation in rushing defense (167.3 ypg). USU's defense is also averaging 5.86 three-and-outs per game to rank fourth in the nation, and it ranks fifth in the MW and 47th in the nation in third down conversion percentage allowed at 36.5 (46-126).

AGGIES RANK 14TH IN THE NATION WITH 16 FORCED TURNOVERS

• Utah State has forced 16 turnovers (8 fumbles, 8 interceptions) this year to rank second in the Mountain West behind Fresno State (18) and tied for 14th in the nation. USU also ranks third in the MW and tied for 13th in the nation with its eight fumble recoveries, fourth in the MW and 26th in the nation with its eight interceptions, and second in the MW and 14th in the nation in turnover margin (+0.86).

• With its 16 turnovers this season, USU has now forced 157 turnovers in its last 82 games, including at least one turnover in 65 of its last 82 games. USU has also recorded 74 interceptions in its last 69 games, including at least one pick in 39 of its last 69 games and multiple interceptions in 21 of its last 69 games. Overall, USU has forced three or more turnovers twice this year and in 19 of its last 57 games.

UTAH STATE FIFTH IN THE NATION WITH ITS THREE DEFENSIVE SCORES

• Utah State is second in the Mountain West and tied for fifth in the nation with its three defensive touchdowns this year as senior S **Gaje Ferguson** returned an interception 40 yards for a touchdown at No. 11 Michigan State, senior CB **Deante Fortenberry** returned an interception 75 yards for a touchdown against New Mexico State and junior LB **Tipa Galeai** returned an interception 56 yards for a touchdown at BYU. Overall, USU has scored 19 defensive touchdowns in its last 66 games, including five last season to rank fourth in the nation.

UTAH STATE THIRD IN THE NATION IN KICKOFF RETURNS

• Utah State ranks first in the Mountain West and third in the nation in kickoff returns (30.7 ypr), second in the MW and 37th in the nation in net punting (39.71 ypp), third in the conference and 37th in the nation in punt returns (12.2 ypr), and sixth in the MW and 72nd in the nation in kickoff return defense (21.2 ypr).

AGGIES IN THE MOUNTAIN WEST AND NCAA RANKINGS

• Sophomore WR **Savon Scarver** leads the nation in kickoff returns (38.3 ypr) and is tied for first in the nation with his two kickoff returns for touchdowns (0.29 pg). Senior DE **Adewale Adeoye** is tied for first in the nation with three fumbles recovered (0.43 pg). Sophomore WR **Jordan Nathan** is tied for first in the Mountain West and tied for third in the nation with one punt return for touchdown (0.14 pg), and is second in the MW and 16th in the nation in punt returns (11.3 ypr). Sophomore S **Baron Gajkowski** is tied for first in the MW and tied for third in the nation with one punt return for touchdown (0.14 pg). Junior PK **Dominik Eberle** leads the MW and ranks seventh in the nation in scoring (10.4 ppg), is second in the MW and 13th in the nation in field goals made (1.57 pg), and fourth in the MW and 35th in the nation in field goal percentage (.786) as he is 11-of-14 on the season. Junior RB **Darwin Thompson** ranks first in the MW and fifth in the nation in yards per carry (7.3), first in the MW and tied for eighth in the nation with nine rushing touchdowns (1.3 pg), third in the MW and 56th in the nation in rushing (76.4 ypg), fourth in the MW and 47th in the nation in scoring (7.7 ppg), and eighth in the MW in all-purpose yards (91.9 pg). Sophomore LB **David Woodward** ranks first in the MW and seventh in the nation in tackles (12.3 pg), third in the MW and tied for 25th in the nation in forced fumbles with two (0.33 pg), and sixth in the MW and 56th in the nation in sacks (0.7 pg). Redshirt junior LB **Tipa Galeai** is tied for first in the MW and tied for 26th in the nation in sacks (0.8 pg), tied for fourth in the MW and tied for 34th in the nation in forced fumbles with two (0.29 pg), seventh in the MW in tackles for loss (1.1 pg), and tied for 42nd in the MW in tackles (5.1 pg). Sophomore QB **Jordan Love** ranks third in the MW and 35th in the nation in completion percentage (.640), fourth in the MW and 23rd in the nation in passing touchdowns with 14 (2.0 pg), fourth in the MW and 40th in the nation in passing efficiency (145.1), sixth in the MW and 47th in the nation in passing (230.0 ypg), and sixth in the MW and 61st in the nation in total offense (234.6 ypg). Senior S **Jontrell Rocquemore** is tied for third in the MW and tied for 46th in the nation with two interceptions (0.29 pg), tied for ninth in the MW and tied for 73rd in the nation with one fumble recovery (0.14 pg), and tied for 27th in the MW in tackles (6.0 pg). Senior S **Gaje Ferguson** is tied for third in the MW and tied for 46th in the nation with two interceptions (0.29 pg), tied for ninth in the MW and tied for 73rd in the nation with one fumble recovery (0.14 pg), and tied for 32nd in the MW in tackles (5.7 pg). Senior S **Aaron Wade** is tied for third in the MW and tied for 46th in the nation with two interceptions (0.29 pg). Junior RB **Gerold Bright** ranks fourth in the MW and 35th in the nation in yards per carry (5.9), and ninth in the MW and 89th in the nation in rushing (65.1 ypg). Junior P **Taylor Hintze** ranks fifth in the MW and 34th in the nation in punting (43.3 ypp). Senior LB **Ofa Latu** is tied for ninth in the MW and tied for 73rd in the nation with one fumble recovery (0.14 pg). Junior DE **Devon Anderson** is tied for ninth in the MW and tied for 73rd in the nation with one fumble recovery (0.14 pg). Senior LB **Chase Christiansen** is tied for ninth in the MW and tied for 73rd in the nation with one fumble recovery (0.14 pg), and tied for 13th in the MW and tied for 91st in the nation in tackles (7.7 pg). Senior WR **Ron'quavion Tarver** ranks 10th in the MW in receptions (4.3 pg). And, sophomore S **Shaq Bond** is tied for 47th in the MW in tackles (4.9 pg).

SCOUTING NEW MEXICO

• New Mexico is 3-4 on the season and 1-2 in Mountain West play following its 38-7 home loss to Fresno State last weekend. The Lobos are led by junior QB Sheriron Jones, who is 77-of-137 (.562) passing for 1,087 yards (155.3 ypg) with 13 touchdowns and seven interceptions. Senior RB Tyrone Owens leads the team in rushing with 507 yards on 132 carries (3.8 ypc/72.4 ypg) with six touchdowns, and senior WR Delane Hart-Johnson has caught 22 passes for 295 yards (13.4 ypr/42.1 ypg) with four touchdowns. Defensively, senior LB Evahelotu Tohi has a team-best 48 tackles, which includes 1.0 sack and 6.0 tackles for loss, while junior S Stanley Barnwell Jr. has 41 tackles, which includes 1.0 tackles for loss. As a team, New Mexico is averaging 33.7 points and 411.0 yards of total offense per game (219.7 passing, 191.3 rushing) and allowing 32.0 points and 441.7 yards of total offense (272.6 passing, 169.1 rushing). New Mexico returns 13 starters (O-7, D-6) and 50 lettermen (O-25, D-23, S-2) from last year's team that went 3-9 overall and 1-7 in Mountain West play to finish sixth in the Mountain Division. Bob Davie is 33-49 in seven seasons as New Mexico's head coach and 68-74 in 12 seasons as a collegiate head coach.

AGGIES AND LOBOS SERIES HISTORY

• Utah State trails in the all-time series against New Mexico, 13-11, but holds a 6-4 advantage at home. The first game played in the series was on Dec. 1, 1951, in Albuquerque with UNM winning 17-13. USU won last year's meeting in Albuquerque, 24-10, while UNM won the last meeting between the two teams in Logan back in 2016, 24-21. Overall, USU is 3-2 against the Lobos since joining the Mountain West in 2013.

UTAH STATE AND NEW MEXICO AS CONFERENCE FOES

• Utah State and New Mexico have spent 17 years as league foes as both schools were members of the Skyline Conference from 1951 to 1961, along with its current membership in the Mountain West. The Lobos have been members of the Mountain West since its inception in 1999, while USU joined the league prior to the 2013 season.

UTAH STATE VS. NEW MEXICO SERIES 14TH-MOST PLAYED IN SCHOOL HISTORY

• Utah State and New Mexico will be meeting for the 25th time this weekend in what is the 14th-most played series in school history.

WELLS VERSUS NEW MEXICO

• **Matt Wells** is 3-2 all-time against New Mexico as Utah State's head coach and has never faced the Lobos as an assistant coach.

UTAH STATE VERSUS THE STATE OF NEW MEXICO

• Utah State is 42-21 (.667) all-time against Division I teams from the state of New Mexico with a 31-8 record against New Mexico State and an 11-13 record versus New Mexico.

UTAH STATE CONNECTIONS WITH NEW MEXICO

• Utah State head coach **Matt Wells** spent three years (2007-08, 2010) as an assistant coach at New Mexico as he was the wide receivers coach and recruiting coordinator in 2007 and 2008, and the wide receivers and kickoff return coach in 2010. During the 2007 season, Wells helped guide the Lobos to a 9-4 record, including tying for third place in the Mountain West with a 5-3 mark, followed by a 23-0 win against Nevada in the New Mexico Bowl. In 2010, Wells coordinated a UNM kickoff return unit that finished 27th in the Football Bowl Subdivision (FBS) with a 23.5 yards per return average. The kickoff return unit established six school records, while tying one. Under Wells' tutelage, his kickoff return units broke or tied 16 school records, as well as breaking or tying four FBS records. In his first coaching stint at New Mexico, Wells coached a pair of first-team all-Mountain West receivers in Travis Brown and Marcus Smith in 2007. Smith led the MW in receiving, setting a school record with 91 receptions for 1,125 yards and four touchdowns, while Brown tallied 76 catches for 1,031 yards with six scores. It was the first time in New Mexico history that two different receivers had 1,000 receiving yards in the same season. Smith was a fourth-round draft pick of the Baltimore Ravens in 2008.

• Utah State running backs coach **DeAndre Smith** spent the 2012 season on staff at New Mexico as the running backs coach under current UNM head coach Bob Davie. Other current UNM coaches who were on staff in 2012 include defensive coordinator and linebackers coach Kevin Cosgrove, tight ends coach Clay Davie and outside linebackers coach Archie McDaniel.

• New Mexico defensive line coach **Stan Eggen** was the inside linebackers coach and recruiting coordinator at Utah State from 1986-90.

FAMILY CONNECTIONS BETWEEN UTAH STATE AND NEW MEXICO

• Utah State senior LB **Suli Tamaivena** and New Mexico senior LB Sitiveni Tamaivena are identical twins from Kirkland, Wash. (Juanita HS/Mt. San Antonio JC).

/// NEW MEXICO at UTAH STATE ///

/// SERIES HISTORY ///

Overall	USU trails, 11-13-0
In Logan	USU leads, 6-4-0
In Albuquerque	USU trails, 5-9-0
Neutral Site	NA
Longest USU Win Streak	3, 1953-55
Longest UNM Win Streak	4, 1956-1959
Largest USU Margin of Victory	(39) 46-7 -- 10/15/60
Largest UNM Margin of Victory	(28) 28-0 -- 12/6/52

/// GAME-BY-GAME RESULTS ///

12-01-51	L	13-17	A	11-07-15	L	13-14	A
12-06-52	L	0-28	A	11-12-16	L	21-24	H
09-26-53	W	6-0	H	11-04-17	W	24-10	A
10-02-54	W	6-0	A				
10-08-55	W	18-0	H				
09-29-56	L	19-27	A				
10-12-57	L	10-14	H				
10-11-58	L	14-34	A				
10-10-59	L	6-28	H				
10-15-60	W	46-7	A				
10-14-61	W	41-7	H				
10-13-62	L	13-14	A				
10-12-63	W	47-14	H				
10-17-64	W	14-3	A				
09-17-66	L	8-17	A				
09-20-97	L	22-25	H				
09-12-98	L	36-39***	A				
10-19-02	W	45-44*	H				
10-04-03	L	7-34	A				
10-19-13	W	45-10	A				
11-15-14	W	28-21	H				

* = overtimes

/// TOP AGGIES vs. NEW MEXICO ///

Rushing ..... Joey DeMartino (2013)
..... 144 yards on 12 carries

Passing ..... Jose Fuentes (2002)
..... 340 yards on 16-of-34 passing

Receiving ..... Kevin Curtis (2002)
..... 180 yards on six receptions

Tackles ..... Jesse Busta, 15 (2002)

/// STATISTICAL COMPARISON ///

/// UTAH STATE FOOTBALL ///

2018 UTAH STATE STATS (6-1, 3-0 MW)

TEAM STATISTICS	USU	OPP
Points/Game	47.7	22.7
First Downs	21.6	20.1
Rushing/Game	190.4	167.3
Passing/Game	247.6	193.3
Total Offense/Game	438.0	360.6
Fumbles-Lost	8-6	11-8
Pen.Yds/Game	51/66.7	50/59.4
Time of Possession	25:30	34:30

INDIVIDUAL LEADERS

Rushing	Att	Net	Avg	TD	YPG
Thompson	73	535	7.3	9	76.4
Bright	77	456	5.9	4	65.1

Passing	C-A-I	Pct	Yds	TD	YPG
Love	137-214-4	64.0	1,610	14	230.0
Colombi	17-21-0	81.0	123	0	41.0

Receiving	Rec	Yds	Avg	TD	YPG
Tarver	30	305	10.2	4	43.6
Greene	22	312	14.2	3	44.6
Raymond	16	217	13.6	1	43.4

Defense	U-A-T	TFL	Int	FF-FR
Woodward	23-51-74	5.5	0	2-0
Christiansen	16-38-54	2.5	0	0-1
Rocquemore	17-25-42	5.5	2	1-1

/// NEW MEXICO FOOTBALL ///

2018 NEW MEXICO STATS (3-4, 1-2 MW)

TEAM STATISTICS	UNM	OPP
Points/Game	33.7	32.0
First Downs	21.6	22.7
Rushing/Game	191.3	169.1
Passing/Game	219.7	272.6
Total Offense/Game	411.0	441.7
Fumbles-Lost	11-5	9-3
Pen.Yds/Game	45/60.4	49/53.9
Time of Possession	28:47	31:13

INDIVIDUAL LEADERS

Rushing	Att	Net	Avg	TD	YPG
Owens	132	507	3.8	6	72.4
Jones	52	223	4.3	0	31.9

Passing	C-A-I	Pct	Yds	TD	YPG
Jones	77-137-7	56.2	1,087	13	155.3
Tuioti	24-43-2	55.8	439	5	146.3

Receiving	Rec	Yds	Avg	TD	YPG
Hart-Johnson	22	295	13.4	4	42.1
Lilly	16	331	20.7	5	47.3

Defense	U-A-T	TFL	Int	FF-FR
Tohi	22-26-48	6.0	2	1-1
Barnwell	21-20-41	1.0	1	0-0
Burrell	26-11-37	0.0	1	0-1

CONNECTIONS BETWEEN UTAH STATE AND NEW MEXICO PLAYERS

• There are 31 connections between Utah State and New Mexico players. USU senior OL **Roman Andrus**, senior S **Gaje Ferguson**, senior LB **Ofa Latu**, senior TE **Emerson Woods**, junior OL **Moroni Iniguez** and junior DE **Fua Leilua** all attended Snow JC in Ephraim, Utah, as did UNM sophomore OL Kyle Stapley. USU senior LB **Suli Tamaivena** and junior WR **Aaren Vaughns** both attended Mt. San Antonio (Calif.) JC, as did UNM senior LB Sitiveni Tamaivena and junior LB Alexander Vainikolo. **Andrus** and UNM senior LB James Portilla both attended Oak Ridge HS in El Dorado Hills, Calif. USU senior CB **Deante Fortenberry** attended City College of San Francisco, as did UNM sophomore OL Brad Murphy. USU senior OL **Sean Taylor** attended Laney JC in Oakland, Calif., as did UNM senior LB Everett Powell, junior RB Ahmari Davis and junior DL Erin Austin. USU junior DE **Devon Anderson** attended Dodge City (Kan.) CC, as did UNM senior DL Jermane Conyers and junior OL Jarred Sylvester. USU junior RB **Darwin Thompson** attended Northeastern Oklahoma A&M, as did UNM senior LS Lon Hampton. USU sophomore S **Jordan Hayes** attended Mesa (Ariz.) CC, as did UNM junior DL Aaron Blackwell. USU sophomore WR **Devin Heckstall** attended L.A. Valley CC, as did UNM senior WR Delane Hart-Johnson and senior S Michael Sewell Jr. USU sophomore RB **Morian Walker Jr.** attended Valley Christian HS in San Jose, Calif., as did UNM sophomore OL Brad Murphy.

STATS FOR CURRENT AGGIES WITH MULTIPLE GAMES VS. NEW MEXICO

• The following is a look at what current Utah State players have done against New Mexico in multiple games played. Senior P **Aaron Dalton** has punted 16 times for 692 yards (43.3 ypp), including five inside the 20-yard line and a long of 63 yards, which he accomplished twice, in three games. Senior RB **Justen Hervey** has one carry for minus five yards in three games. Senior DE **Adewale Adeoye** has three tackles in two games. Senior DE **Dalton Bake**r has six tackles in two games. Senior S **Gaje Ferguson** has 19 tackles, including 1.0 sacks, in two games. Senior NG **Gasetoto Schuster** has two tackles in two games. Senior WR **Ron'quavion Tarver** has eight catches for 124 yards (15.5 ypc) and one touchdown in two games. Senior S **Aaron Wade** has one tackle in two games. Junior RB **Gerold Bright** has seven yards rushing on two carries (3.5 ypc), to go along with two receptions for 13 yards (6.5 ypc), in two games. Junior CB **Cameron Haney** has five tackles, one fumble recovery and one pass breakup in two games. Junior TE **Dax Raymond** has two catches for 16 yards (8.0 ypc) in two games. Junior LB **Justus Te'i** has three tackles, two forced fumbles and a fumble recovery in two games. Junior NG **Mohelika Uasike** has five tackles, including 0.5 tackles for loss, in two games. Junior NG **Christopher 'Unga** has six tackles, including 1.0 tackles for loss, in two games. And, junior DE **Jacoby Wildman** has one tackle in two games.

AGGIE COACHES WHO PLAYED AGAINST NEW MEXICO

• Utah State outside receivers coach **Jovon Bouknight** played against New Mexico from 2002-05 at Wyoming and had 23 catches for 312 yards, including nine receptions for 128 yards as a junior, and five receptions for 106 yards as a senior. USU Assistant AD for Football Operations **Waqa Damuni** played against New Mexico in 1997 and 1998 at USU as a tight end, but did not record any stats.

UTAH STATE VERSUS THE MOUNTAIN WEST

• Utah State is 153-179-8 (.462) all-time against current members of the Mountain West with a 39-26-4 record vs. Wyoming, a 33-39-2 record vs. Colorado State, a 17-7 record vs. UNLV, a 17-20-1 record vs. San José State, a 12-17-1 record vs. Fresno State, an 11-13 record vs. New Mexico, a 9-6 record vs. Hawai`i, a 6-18 record vs. Nevada, a 5-17 record vs. Boise State, a 3-4 record vs. Air Force, and a 1-12 record vs. San Diego State.

UTAH STATE IN THE MOUNTAIN WEST

• Utah State is in its sixth year as a member of the Mountain West in 2018 and has been a Division I-A/Bowl Championship Series football playing school in each of its 119 seasons of competition. USU joined the Mountain States/Skyline Conference in 1938 until 1961. USU then played as a football independent from 1962-77 when the Aggies became members of the Pacific Coast Athletic Association in 1978. The PCAA changed its name to the Big West Conference in 1988. Following the 2000 season, when the Big West no longer sponsored football, USU spent two years as an independent (2001-02) and two years in the Sun Belt Conference (2003-04), before joining the Western Athletic Conference for eight seasons from 2005-12.

HOMEGROWN PLAYERS

• Utah State has 36 players in its program from the state of Utah, while New Mexico has 21 players on its roster from the Land of Enchantment.

AGGIES IN OVERTIME

• Utah State is 6-6 all-time in overtime, winning three of its last five. All-time, USU is 4-3 in single-overtime games, 2-2 in double-overtime games, and 0-1 in triple-overtime games. USU's last overtime game was a 26-20 loss against New Mexico State in the NOVA Home Loans Arizona Bowl on Dec. 29, 2017. USU is also 1-1 all-time against New Mexico in overtime games and UNM is the only team USU has played multiple overtime games against.

UTAH STATE TEAM STATS vs. NEW MEXICO TEAM STATS IN THE LAST NINE MEETINGS

Date	Score	Total Yds. (Rush-Pass)	TOP	TO	Pen.	3rd Downs	FD
09-20-97	L, 22-25 (H)	283 (111-172) / 289 (152-137)	31:23/28:37	3/5	14/11	8-18/7-14	25/18
09-12-98	L, 36-39*** (A)	319 (-19-338) / 300 (39-261)	29:08/30:52	1/0	4/4	4-18/4-18	20/14
10-19-02	W, 45-44* (H)	447 (107-340) / 483 (263-220)	37:43/22:17	2/1	11/12	2-8/6-17	19/28
10-04-03	L, 7-34 (A)	221 (55-166) / 352 (108-244)	25:32/34:28	3/1	9/9	7-16/9-18	14/22
10-09-13	W, 45-10 (A)	492 (337-155) / 300 (160-140)	26:33/33:27	0/1	5/5	7-13/3-15	25/17
11-15-14	W, 28-21 (H)	422 (272-150) / 400 (246-154)	26:58/33:02	1/1	3/3	6-12/8-15	19/18
11-07-15	L, 13-14 (A)	294 (78-216) / 236 (132-104)	28:46/31:14	2/1	2/7	4-15/2-14	13/10
11-12-16	L, 21-24 (H)	391 (128-263) / 403 (249-154)	23:24/36:36	1/0	7/6	4-11/5-14	21/22
11-04-17	W, 24-10 (A)	243 (129-114) / 340 (265-75)	20:53/39:07	2/4	5/9	2-11/6-17	12/21

Note: Utah State numbers are listed first.

/// SERIES NOTABLES BETWEEN UTAH STATE AND NEW MEXICO ///

The following are series notables between Utah State and New Mexico.

• Utah State has held New Mexico to less than 30 points in each of the last five meetings and in 21 games in series history. USU has been held to less than 30 points in each of the last four meetings and in 18 games in series history.

• Three of the last four games in the series have been decided by one score and by a total of 25 points as neither team has scored 30 points. Overall, 11 of the previous 24 games (.458) in the series have been decided by one score.

• Seven of Utah State's last nine wins in the series have been by double digits, while five of New Mexico's last seven wins have been by single digits.

• New Mexico has controlled the time of possession in each of the last eight meetings.

• New Mexico has rushed for more yards in seven of the previous nine meetings, while Utah State has passed for more yards in seven of the last nine meetings.

• The team with the most rushing yards has won seven of the last nine meetings, with the only exception being Utah State's win last year and in 2002.

• The team with fewer turnovers has won seven of the last nine meetings, and there have been fewer then three turnovers by both teams in six of the last nine meetings.

• In the last nine meetings, Utah State is 3-2 when scoring first and leading at the half, while New Mexico is 3-1 when scoring first and 2-1 when leading at the half.

• The team that scores first and leads at the half has won five of the last six games.

• New Mexico has had four 100-yard receivers and three 100-yard rushers in the past nine meetings, but no 300-yard passers, while Utah State has had three 100-yard rushers and one 100-yard receiver in the last nine meetings, to go along with two 300-yard passers

• In 24 previous meetings with New Mexico, Utah State has had eight 100-yard rushers, one 100-yard receiver and two 300-yard passers.

• There have been four shutouts in series history, three by Utah State's defense and one by New Mexico's defense. USU has also held UNM to 10 or fewer points seven times and is 7-0 in those games.

/// NEW MEXICO at UTAH STATE ///

/// FROM THE RECORD BOOKS ///

Here is a look at some of the top Utah State team and individual statistical performances against New Mexico over the years.

• Despite trailing in the all-time series with New Mexico, 13-11, Utah State has out-scored the Lobos by 71 points (502-431).

• Utah State's 39-36 loss at New Mexico in 1998 is its only triple-overtime game in school history and the Aggies have never played in an overtime game that went longer than three periods. In fact, USU has played just 12 overtime games in school history and two have been against New Mexico as the Aggies posted a 45-44 overtime home win against UNM in 2002.

• New Mexico is Utah State's only opponent that it has played multiple overtime games against.

• Utah State's eight forced turnovers vs. New Mexico in 1961 is tied for the most in school history, along with the eight turnovers it forced against Boise State in 2015, and Idaho in 1971 and 1969. USU's seven recovered fumbles against UNM in 1961 is a school record.

• Utah State allowed just two first downs against New Mexico in 1953, which is tied for the school record, also doing so against Idaho in 1961.

• Utah State's 470 rushing yards against New Mexico in 1960 are the second-most in school history, while its 337 rushing yards against UNM in 2013 rank as the 24th-most.

• Utah State allowed New Mexico zero passing yards and no completions in 1954, both of which are tied for single-game school records.

• **Jose Fuentes'** 80-yard pass to **Kevin Curtis** against New Mexico in 2002 is tied for the 16th-longest pass play in school history, while **Travis Cox's** 79-yard pass to **Barry Tolli** against UNM in 2003 is tied for the 23rd-longest pass play in school history.

• **Brad Bohn** set a then-school record for points scored by a kicker with 18 against New Mexico in 1998, a record that was broken by **Dominik Eberle** last season and again this season. Bohn also tied the then-school record for field goals made in that game against the Lobos as he was 5-of-5 on field goals (37, 23, 23, 41, 33) and 3-for-3 on extra points.

/// LAST MEETING vs. NEW MEXICO ///

November 4, 2017
BRANCH FIELD at DREAMSTYLE STADIUM

SCORING SUMMARY

	1	2	3	4	FINAL
Utah State	7	7	3	7	24
New Mexico	0	3	0	7	10

First Quarter
USU - Hunt 2 yd run (Eberle kick, 1:10)
Second Quarter
UNM - Sanders 42 yd field goal (2:08)
USU - Hunt 65 yd run (Eberle kick, 1:44)
Third Quarter
USU - Eberle 28 yd field goal (9:00)
Fourth Quarter
USU - Woodward 70 yd fumble return (Eberle kick, 8:56)
UNM - Tuioti 34 yd run (Sanders kick, 3:20)
Attendance: 19,293

TEAM STATISTICS

	USU	UNM
First Downs	12	21
Rushing	129	265
Passing	114	75
Total Offense	243	340
Fumbles: Number-Lost	2-1	5-4
Penalties: Number-Yards	5-50	9-63
Punts-Yards/Avg.	6-279/46.5	5-234/46.8
Punt returns: No-Yds-TD/Avg.	1-8-0/8.0	1-17-0/17.0
Kickoff Returns: No-Yds-TD/Avg.	1-10-0/10.0	2-44-0/22.0
Interceptions: No-Yds-TD	0-0-0	1-8-0
Fumble Returns: No-Yds-TD	4-70-1	1-0-0
Possession Time	20:53	39:07
Third-Down Conversions	2-of-11	6-of-17

INDIVIDUAL RUSHING
USU: Hunt, 14-117, 2TD; Love, 4-8; Scarver, 2-3; Miller, 4-1.
UNM: L. Jordan, 16-85; Owens, 14-44; Chestnut, 9-42; Tuioti, 5-39, TD; McQuarley, 9-37; R. Jordan, 3-17; Moran, 1-1.

INDIVIDUAL PASSING (C-A-I, Yds, TD)
USU: Love, 13-24-1, 114, 0.
UNM: Tuioti, 8-15-0, 54, 0; L. Jordan, 4-6-0, 21, 0; McQuarley, 0-1-0, 0, 0.

INDIVIDUAL RECEIVING
USU: Tarver, 2-40; Vaughns, 2-22; Raymond, 2-16; Nathan, 2-15; Scarver, 2-9; Hunt, 2-2; Roberts, 1-10.
UNM: Griffin IV, 5-35; Davis, 2-13; Owens, 2-2; Drennan, 1-19; R. Jordan, 1-8; Reed, 1-(-2).

USU Punt Returns: Nathan, 1-8-0.
USU KO Returns: Leavitt, 1-10-0.
USU Interception Returns: None.
USU Fumble Returns: Woodward, 1-70-1.
USU Tackle Leaders: Ferguson, 8; Meitzenheimer, 7; Anderson, 7; Leavitt, 6; Gajkowski, 6; Baker, 6.

UTAH STATE STARTERS

OFFENSE		DEFENSE	
LT	Andrus	DE	Lee
LG	Iniguez	DT	`Unga
C	Ficklin	DE	Anderson
RG	Castaneda	LB	Te'i
RT	Taylor	LB	Tamaivena
WR	Tarver	LB	Christiansen
WR	Roberts	CB	Haney
WR	Nathan	CB	Davis
TE	Raymond	BS	Leavitt
RB	Hunt	FS	Gajkowski
QB	Love	FS	Ferguson

Senior RB LaJuan Hunt (21) rushed for 117 yards on 14 carries and scored two touchdowns, including one on a career-long 65-yard run, in Utah State's 24-10 Mountain West road win at New Mexico. Hunt also had two receptions in the game for two yards.

ALBUQUERQUE, N.M. - Senior RB **LaJuan Hunt** rushed for 117 yards and two touchdowns, and Utah State's defense forced four turnovers, as the Aggies captured another double-digit Mountain West victory on the road, 24-10, against New Mexico on Saturday, Nov. 4, 2017, in front of 19,293 fans at Dreamstyle Stadium.

The Aggies (5-5, 3-3 MW) have won three consecutive games on the road by an average of 29.7 points per game. It is the first time since the 2012 season that Utah State has won three straight road games by double digits.

Hunt eclipsed the 100-yard plateau for the third time in his career and second time this season, doing so on just 14 carries against the Lobos (3-6, 1-5 MW). He averaged 8.4 yards per rush.

For the second consecutive game, Utah State did not allow a sack.

The Aggies held the ball for just 20:53, gaining 243 yards of total offense. Conversely, New Mexico had 340 yards of offense and crossed midfield on 10 of their 13 possessions, including four trips into the red zone, but did not score any points inside the 20-yard line.

Defensively, junior BS **Gaje Ferguson** led the way with a game-high eight tackles, including his first career sack. Redshirt freshman LB **Kevin Meitzenheimer** added a career-best seven stops.

Utah State's defense forced four fumbles in the first half - two each by sophomore DE **Devon Anderson** and sophomore LB **Justus Te'i**. The Aggies recovered three of them, including one by Anderson and Te'i, and the other by sophomore CB **Cameron Haney**.

Anderson finished with a career-best seven tackles, while Te'i's two forced fumbles were both inside the 10-yard line.

The Aggies led 14-3 at halftime courtesy of Hunt's two touchdowns.

The native of Fort Lauderdale, Fla., gave Utah State a 7-0 advantage when he scored on a 1-yard run with 10 seconds left in the first quarter. Following a 42-yard field goal by New Mexico's Jason Sanders, Hunt hit paydirt again from 65 yards out - a career-long run - making it 14-3 with 1:44 remaining in the opening half.

Sophomore PK **Dominik Eberle** gave Utah State a 17-3 third-quarter lead after nailing a 28-yard field goal. The nation's leader in field goal percentage is now 15-of-16 on the year (93.8 percent).

Utah State's defense put the exclamation point on the victory when redshirt freshman LB **David Woodward** recovered a fumble and returned it 70 yards for a touchdown to give the visitors a 24-3 lead with 8:56 to go in the game. It was the fifth defensive score of the season for Utah State and its sixth non-offensive touchdown. Woodward ended his day with a career-high five tackles.

Redshirt freshman QB **Jordan Love** was 13-of-24 passing for 114 yards, while junior WR **Ron'quavion Tarver** had two receptions for a team-best 40 yards. Junior WR **Aaren Vaughns**, redshirt sophomore TE **Dax Raymond**, redshirt freshman WR **Jordan Nathan**, freshman WR **Savon Scarver** and Hunt also had two receptions each.

On special teams, junior P **Aaron Dalton** averaged 46.5 yards on six punts, including a season-long of 63 yards.

Sophomore DE Devon Anderson (91) had seven tackles, two forced fumbles and one fumble recovery, all career highs, against the Lobos.

Junior QB Kent Myers (2) was 21-of-27 passing for 263 yards with one touchdown and one interception in Utah State's 24-21 home loss to New Mexico. Myers also carried the ball four times for 18 yards.

LOGAN, Utah - New Mexico's Jason Sanders kicked three field goals, including the game-winner from 40 yards out with 1:06 to go, to give the Lobos a 24-21 victory against Utah State on Saturday, Nov. 12, 2016, on Merlin Olsen Field at Maverik Stadium.

Sanders' third field goal of the night capped an 11-play, 76-yard drive that began inside the Lobos' 1-yard line after a goal-line stand by the New Mexico defense.

With the win, the Lobos (7-3, 5-1 Mountain West) won their fifth straight game. The Aggies dropped to 3-7 overall and 1-6 in league play.

Junior QB **Kent Myers** was 21-of-27 passing for 263 yards with one touchdown and one interception. Midway through the fourth quarter, his 41-yard pass to sophomore WR **Ron'quavion Tarver** gave the Aggies a first-and-goal at the Lobos' 9-yard line with the game tied at 21-all. A 7-yard run by redshirt freshman WR **Gerold Bright** gave Utah State a second-and-goal at the 2. Consecutive runs by junior RB **Tonny Lindsey, Jr.** moved the ball down to the 1, where the Aggies elected to go for it. Lindsey's number was called again, but New Mexico LB Dakota Cox made the touchdown-saving tackle inside the 1.

On the ensuing possession, the Lobos drove to the Aggies' 23-yard line, where Sanders made good from 40 yards out for the winning score.

It looked as if Utah State was going to answer on the very next possession, driving down to the New Mexico 19-yard line, where the Aggies faced first-and-10. USU appeared to have scored the go-ahead touchdown as Myers found Tarver in the left corner of the end zone, but an offensive pass interference penalty negated the score.

With the ball pushed back to the 34, Myers ran for 9 yards and Utah State tried to rush its field-goal unit team onto the field, but time ran out before the Aggies could try a game-tying field goal.

Tarver finished with six catches for 84 yards – both game highs – and a touchdown. Ten different Aggies caught at least one pass, including senior TE **Wyatt Houston**, who has now caught a pass in 16 straight games.

Defensively, Utah State limited the top rushing team in the nation to 249 yards – almost 110 yards below the Lobos' season average of 358.8. Senior LB **Anthony Williams** tied his career high with 13 tackles, including 1.0 tackles for loss, while redshirt sophomore BS **Gaje Ferguson** added a career-best 11 stops.

The Aggies opened up a 21-6 lead with 12:35 to go in the third quarter following a 4-yard touchdown run by Lindsey, who finished with 26 yards rushing and two scores on 12 carries. However, UNM scored the final 18 points to spoil USU's Senior Night.

For the first time since the season opener against Weber State, Utah State scored touchdowns on its first two drives of the game.

Lindsey gave the Aggies a 7-0 lead with a 13-yard touchdown run with 5:56 left in the first quarter. Just over three minutes later, Myers hooked up with Tarver for a 22-yard touchdown pass, making it 14-0.

Sanders booted a pair of second-quarter field goals from 36 and 37 yards out, respectively, to pare the deficit to 14-6 by halftime.

The Lobos dominated the time of possession in the opening half as they controlled the ball for more than 21 minutes. Despite that, the Aggies kept the visitors out of the end zone, marking the first time since Game 4 of the 2015 campaign that New Mexico has not scored a touchdown during the first 30 minutes of play.

Redshirt senior LB Anthony Williams (16) tied his career-high with 13 tackles, which included 1.0 tackles for loss, against the Lobos.

/// LAST HOME MEETING vs. NEW MEXICO ///

November 12, 2016
MERLIN OLSEN FIELD AT MAVERIK STADIUM

SCORING SUMMARY

	1	2	3	4	FINAL
New Mexico	0	6	15	3	24
Utah State	14	0	7	0	21

First Quarter
USU - Lindsey 13 yd run (Warren kick, 5:56)
USU - Tarver 22 yd pass from Myers (Warren kick, 2:25)
Second Quarter
UNM - Sanders 36 yd field goal (14:49)
UNM - Sanders 37 yd field goal (:44)
Third Quarter
USU - Lindsey 4 yd run (Warren kick, 12:35)
UNM - Gipson 5 yd run (Sanders kick, 6:40)
UNM - Gipson 4 yd run (McQuarley run, 2:24)
Fourth Quarter
UNM - Sanders 40 yd field goal (1:06)
Attendance: 15,212

TEAM STATISTICS

	UNM	USU
First Downs	22	21
Rushing	249	128
Passing	154	263
Fumbles: Number-Lost	0-0	0-0
Penalties: Number-Yards	6-64	7-75
Punts-Yards/Avg.	3-125/41.7	4-134/33.5
Punt returns: No-Yds-TD/Avg.	0-0-0/0.0	0-0-0/0.0
Kickoff Returns: No-Yds-TD/Avg.	3-61-0/20.3	2-50-0/25.0
Interceptions: No-Yds-TD	1-0-0	0-0-0
Fumble Returns: No-Yds-TD	0-0-0	0-0-0
Possession Time	36:36	23:24
Third-Down Conversions	5-of-14	4-of-11

INDIVIDUAL RUSHING
UNM: Gipson, 18-107, 2TD; McQuarley, 14-44; Owens, 10-37.
USU: Hobbs, 5-42; Lindsey, 12-26, 2TD; Hunt, 3-21; Myers, 4-18; Williams, 2-14; Bright, 2-7.

INDIVIDUAL PASSING (C-A-I, Yds, TD)
UNM: Apodaca, 6-13-0, 109, 0; Jordan, 2-4-0, 45, 0.
USU: Myers, 21-27-1, 263, 1.

INDIVIDUAL RECEIVING
UNM: Reed, 3-32; Drennan, 2-78; Quarells, 1-34; Harris, 1-6, Gamblin, 1-4.
USU: Tarver, 6-84, TD; Rodriguez, 3-46; Roberts, 3-18; Hunt, 2-30; Bright, 2-13; Colston-Green, 1-48; Houston, 1-10; Lewis, 1-8; Van Leeuwen, 1-6; Williams, 1-0.

USU Punt Returns: None
USU KO Returns: Ellison, 2-50.
USU Interception Returns: None
USU Tackle Leaders: Williams 13, Ferguson 11, Carmen 9, Leavitt 8.

UTAH STATE STARTERS

OFFENSE		DEFENSE	
LT	Brooksby	DE	Ali'ifua
LG	Albrecht	DT	Seefeldt
C	Stephens	DT	M. Uasike
RG	Uluave	DE	Faimalo
RT	Simonich	LB	Te'i
WR	Tarver	LB	Williams
WR	Van Leeuwen	LB	Carmen
TE	Palange	CB	Gray
TE	Houston	CB	Bailey
RB	Lindsey	SS	Leavitt
QB	Myers	FS	Ferguson

/// GAME 7 RECAP vs. WYOMING ///

October 20, 2018
WAR MEMORIAL STADIUM

SCORING SUMMARY

	1	2	3	4	FINAL
Utah State	7	3	14	0	24
Wyoming	3	0	10	3	16

First Quarter
USU - Thompson 56 yd run (Eberle kick, 14:30)
WYO - Rothe 27 yd FG (0:14)
Second Quarter
USU - Eberle 45 yd FG (7:47)
Third Quarter
USU - Thompson 3 yd run (Eberle kick, 14:45)
WYO - Rothe 47 yd FG (4:25)
USU - Scarver 99 yd kickoff return (Eberle kick, 4:11)
WYO - Evans 53 yd run (Rothe kick, 2:37)
Fourth Quarter
WYO - Rothe 21 yd FG (5:32)
Attendance: 18,378

TEAM STATISTICS

	USU	WYO
First Downs	11	15
Rushing	141	231
Passing	53	100
Total Offense	194	331
Fumbles: Number-Lost	0-0	1-1
Penalties: Number-Yards	6-52	10-80
Punts-Yards/Avg.	9-386/42.9	8-301/37.6
Punt returns: No-Yds-TD/Avg.	0-0-0/0.0	3-42-0/14.0
Kickoff Returns: No-Yds-TD/Avg.	3-157-1/52.3	0-0-0/0.0
Interceptions: No-Yds-TD	1-20-0	1-13-0
Fumble Returns: No-Yds-TD	0-0-0	0-0-0
Possession Time	22:21	37:39
Third-Down Conversions	4-of-15	7-of-19

INDIVIDUAL RUSHING
USU: Thompson, 17-109, 2 TD; Bright, 12-35; Vaughns, 1-2; Love, 1-(-4).
WYO: Evans, 25-133, TD; Chambers, 19-100; Bigelow, 2-3; Valladay, 1-2; Conway, 1-(-1); Vander Waal, 2-(-6).

INDIVIDUAL PASSING (C-A-I, Yds, TD)
USU: Love, 12-28-1, 53, 0.
WYO: Vander Waal, 7-19-1, 38, 0; Chambers, 3-5-0, 62, 0.

INDIVIDUAL RECEIVING
USU: Nathan, 3-12; Bright, 3-6; Vaughns, 2-14; Thompson, 2-7; Terrell, 1-7; Tarver, 1-7.
WYO: Price, 3-22; Evans, 2-40; Mayfield, 2-15; Conway, 2-14; Eberhardt, 1-9.

USU Punt Returns: None.
USU KO Returns: Scarver, 3-157, TD.
USU Interception Returns: Rocquemore, 1-20.
USU Tackle Leaders: Woodward, 16; Christiansen, 14; Williams, 6; Ferguson, 6.

UTAH STATE STARTERS

OFFENSE		DEFENSE	
LT	Andrus	DE	Anderson
LG	Ali'ifua	NG	'Unga
C	Ficklin	DE	Leilua
RG	Castaneda	LB	Galeai
RT	Taylor	LB	Woodward
WR	Tarver	LB	Christiansen
WR	Vaughns	CB	Williams
WR	Greene	CB	Fortenberry
TE	Terrell	S	Rocquemore
RB	Thompson	S	Ferguson
QB	Love	S	Bond

Junior RB Darwin Thompson (5) carried the ball 17 times for 109 yards and two touchdowns, tying career-highs in each category, in Utah State's 24-16 Mountain West road win at Wyoming.

LARAMIE, Wyo. - Junior RB **Darwin Thompson** rushed for 109 yards and two touchdowns as Utah State held on for a 24-16 victory over Wyoming in its annual Bridger's Battle on Saturday, Oct. 20, 2018, at War Memorial Stadium.

Sophomore WR **Savon Scarver** added a 99-yard kickoff return for a touchdown as the Aggies (6-1, 3-0 Mountain West) won their sixth straight game and became bowl eligible for the seventh time in the last eight years.

With the victory, Utah State matched its best start since the 1974 campaign, when that team also started the year by winning six of its first seven games.

Reigning Mountain West Offensive Player of the Week, sophomore QB **Jordan Love**, completed just 12-of-28 passes for 53 yards and an interception as Utah State's offense struggled on the day, gaining just 194 total yards. USU also had just 11 first downs in the game, as compared to 15 for UW, while the Cowboys won the time of possession battle, 37:39 to 22;21. The Aggies were also just 4-of-15 on third downs during the day, while Wyoming was 7-of-19.

Fortunately for the Aggies, the defense was more than up to the challenge against Wyoming (2-6, 0-4). The Cowboys gained 331 yards of total offense on the day (231 rushing, 100 passing), but turned it over twice – an interception by senior S **Jontrell Rocquemore** and fumble recovery by senior DE **Adewale Adeoye**.

Senior LB **David Woodward** led the Aggies with a game- and career-high-tying 16 tackles to go along with a forced fumble and pass breakup near the goal line. Overall, it was Woodward's fifth double-digit tackle outing this season and the sixth of his career. Senior LB **Chase Christiansen** added a career-high 14 stops, including 1.0 tackles for loss, and one pass breakup for USU. It marked just the second time in his career he has recorded double-digit tackles. Junior CB **DJ Williams** added a career-high-tying six tackles for the Aggies, who finished the game with 7.0 tackles for loss as a team.

Utah State, who rushed for 141 yards overall, scored on just the third play of the game, a 56-yard touchdown run by Thompson that gave the Aggies a 7-0 lead. Thompson finished the day carrying the ball 17 times, which tied his career high. He also tied his career highs with his 109 rushing yards and two touchdown runs.

The two teams then traded field goals the rest of the half. Wyoming's Cooper Rothe kicked a 27-yard field goal and Utah State junior PK **Dominik Eberle** booted a 45-yarder as the Aggies took a 10-3 lead into halftime.

Utah State opened the second half on defense, but wasted little time getting the ball back to the offense. Rocquemore intercepted a pass by Wyoming's Tyler Vander Waal on the Cowboys' first play of the drive, returning it 20 yards to the Cowboys' 3-yard line. One play later, Thompson had his second rushing touchdown of the day to give the visitors a 17-3 lead.

After Rothe kicked his second field goal of the day, this time from 47 yards out, Scarver returned the ensuing kickoff 99 yards for a touchdown, making it 24-6 with 4:11 left in the third. It was Scarver's second kickoff return for a touchdown this year and the third of his career.

Those were the final points the Aggies would score on the day as the Cowboys narrowed the margin on a 53-yard touchdown run by Nico Evans with 2:37 left in the third quarter and another field goal by Rothe, a 21-yarder with 5:32 left in the game.

Sophomore LB David Woodward (9) tied his career-high with 16 tackles, to go along with a forced fumble and pass breakup against the Cowboys.

THOMPSON POSTS THIRD 100-YARD RUSHING GAME OF THE YEAR

• Junior RB **Darwin Thompson** posted his third 100-yard rushing game of the season last weekend as he carried the ball 17 times for 109 yards and scored two touchdowns in USU's 24-16 Mountain West road win at Wyoming. All of those numbers for Thompson tied his career highs.

• After carrying the ball just 28 times in his first four games this year, Thompson has had double-digit carries in each of his last three games as he has rushed for 270 yards on 45 carries (6.0 ypc/90.0 ypg) and three touchdowns.

• Thompson leads the team with nine rushing touchdowns on the season, which includes three touchdown runs of at least 50 yards, while six of his touchdown runs this season have been from at least 29 yards out. Furthermore, Thompson has scored at least one rushing touchdown in six of his seven games this year, including multiple touchdown runs in three of those games.

SCARVER RETURNS THIRD CAREER KICKOFF FOR TOUCHDOWN IN WYOMING GAME

• Sophomore WR **Savon Scarver** returned a kickoff 99 yards for a touchdown in Utah State's 24-16 Mountain West road win at Wyoming last weekend. Scarver's return came in the third quarter to make the score 24-6, and turned out to be the winning score in the game for the Aggies. Overall, Scarver returned three kickoffs for 157 yards (52.3 ypr) against the Cowboys. That 99-yard return by Scarver is tied for the fourth-longest in school history.

• Overall, Scarver now has two kickoff returns for touchdowns this season and three in his career as he had a 100-yard return against New Mexico State earlier this season and a 96-yard return against NMSU last year in the NOVA Home Loans Arizona Bowl. **Kevin Robinson** (2004-07) holds the school records for kickoff returns for touchdowns in a season with three set in 2007 and in a career with four.

WOODWARD TIES CAREER HIGH WITH 16 TACKLES IN WYOMING GAME

• Sophomore LB **David Woodward** was named the College Sports Madness Mountain West Defensive Player of the Week for the first time in his career following his performance in Utah State's 24-16 Mountain West road win at Wyoming last weekend. Against the Cowboys, Woodward tied his career high with 16 tackles, while adding a forced fumble in the first quarter and a pass breakup near the goal line in the fourth quarter, that forced UW to settle for a field goal. For Woodward, it is his fifth double-digit tackle outing of the season and the sixth of his career.

• During his last two games, Woodward has recorded 28 tackles, which has included 3.0 sacks and 3.5 tackles for loss, to go along with a forced fumble and a pass breakup.

CHRISTIANSEN RECORDS CAREER-HIGH 14 TACKLES AGAINST WYOMING

• Senior LB **Chase Christiansen** recorded a career-high 14 tackles last weekend against Wyoming, while adding 1.0 tackles for loss and one pass breakup. Overall, it was just his second-career double-digit tackle outing.

ROCQUEMORE FORCES TURNOVER IN EACH OF HIS LAST THREE GAMES

• Senior S **Jontrell Rocquemore** has forced a turnover in each of his last three games as he has intercepted passes in each of his last two games against Wyoming and UNLV, while forcing and recovering a fumble on his own sack against BYU. Overall, he now has two interceptions this season and four in his career, while adding three career forced fumbles and two career fumble recoveries.

HINTZE PUNTS CAREER HIGH NINE TIMES IN WYOMING GAME

• Junior P **Taylor Hintze** punted a career high nine times last weekend at Wyoming for an average of 42.9 yards per punt. He also had three punts downed inside the 20-yard line to give him nine on the season.

UTAH STATE STREAKS THAT ENDED IN WYOMING WIN

• Utah State had scored 40-plus points in each of its previous five games and 30-plus points in each of its first six games of the season, both of which were school records, before scoring a season-low 24 points at Wyoming.

• Utah State had produced more yards of total offense in each of its first six games this season, before Wyoming out-gained USU, 331-194.

• Utah State had not allowed a 100-yard rusher this season and its longest run play allowed was 26 yards by Michigan State in the season opener prior to its game against Wyoming, as the Cowboys had two players rush for 100 yards, which included a 53-yard touchdown run.

• Utah State had posted five-straight double-digit wins, which were its most since the 1965 team won its first seven games by double digits.

• Utah State had not thrown an interception in its last four games, which was its longest streak since 2011, before throwing an interception in the first quarter against Wyoming.

• Utah State's offensive line had not allowed a sack in its last two games and had only allowed one sack in its last four games before allowing one sack against Wyoming.

• Utah State committed its first offensive turnover in four games and 185 snaps against Wyoming.

• Sophomore QB **Jordan Love** threw his first interception in 145 pass attempts dating back to the New Mexico State game, which was a span of six games.

/// 2018 SEASON SUPERLATIVES ///

TOP INDIVIDUAL PERFORMANCES

RUSHING

1. Gerold Bright — 134 vs. New Mexico State
2. Darwin Thompson — 109 at BYU
3. Darwin Thompson — 109 at Wyoming
4. Darwin Thompson — 107 vs. Tennessee Tech
5. Gerold Bright — 101 vs. Air Force

PASSING

1. Jordan Love — 356 vs. Air Force
2. Jordan Love — 322 vs. UNLV
3. Jordan Love — 319 at Michigan State

RECEIVING

1. Jalen Greene — 132 vs. UNLV
2. Ron'quavion Tarver — 128 vs. Air Force
3. Dax Raymond — 76 at Michigan State

TACKLES

1. David Woodward — 16 at Michigan State
1. David Woodward — 16 at Wyoming
3. Chase Christiansen — 14 at Wyoming
4. Gaje Ferguson — 15 vs. Air Force

TOP TEAM PERFORMANCES - OFFENSE

RUSHING

1. 330 vs. Tennessee Tech
2. 260 vs. New Mexico State
3. 223 at BYU

PASSING

1. 377 vs. UNLV
2. 356 vs. Air Force
3. 319 at Michigan State

TOTAL OFFENSE

1. 621 vs. Tennessee Tech
2. 598 vs. UNLV
3. 489 vs. Air Force

TOP TEAM PERFORMANCES - DEFENSE

RUSHING

1. 39 by BYU
2. 109 by New Mexico State
3. 152 by Tennessee Tech

PASSING

1. 75 by Tennessee Tech
2. 100 by Wyoming
3. 148 by Air Force

TOTAL OFFENSE

1. 227 by Tennessee Tech
2. 280 by New Mexico State
3. 331 by Wyoming

/// UTAH STATE'S RECORD WHEN... ///

	2018	Under Wells
Overall	6-1	40-33
MW	3-0	26-17
Non-Conference	3-1	14-16
Home	4-0	25-9
Away	2-1	13-21
Neutral	0-0	2-3
Current Streak	W6	W6
Current Home Streak	W4	W5
Current Away Streak	W2	W2
Day Game	2-0	14-12
Night Game	4-1	26-21
August	0-1	0-3
September	3-0	14-8
October	3-0	13-10
November	0-0	11-9
December	0-0	2-3
vs. top-25 teams	0-1	3-6
vs. non-ranked teams	6-0	37-27
vs. FCS (I-AA)	1-0	6-0
On natural grass	1-1	3-6
On artificial surface	5-0	36-27
Scoring first	4-1	31-9
Coming-from-behind	2-0	9-24
Leading after 1st quarter	6-1	27-11
Behind after 1st quarter	0-0	4-20
Tied after 1st quarter	0-0	9-2
Leading at halftime	6-0	35-7
Behind at halftime	0-1	4-22
Tied at halftime	0-0	1-4
Leading after 3rd quarter	6-0	38-2
Behind after 3rd quarter	0-1	2-25
Tied after 3rd quarter	0-0	0-6
Overtime	0-0	0-2
Scoring less than 20 points	0-0	2-19
Scoring 20 + points	6-1	38-14
Scoring 30 + points	5-1	31-3
Allowing 20 points or less	4-0	31-3
Allowing 10 points or less	0-0	12-0
With 100-yard rusher	5-0	22-5
Allowing 100-yard rusher	1-0	10-17
With 300-yard passer	2-1	7-4
Allowing 300-yard passer	0-0	2-4
Outgain opponent	5-0	34-12
Total offense + 300 yards	5-1	34-20
Allowing + 300 yards offense	4-1	24-28
No turnovers	1-0	8-4
Less than three turnovers	6-1	36-24
Three or more turnovers	0-0	4-9
No takeaways	0-0	5-13
Three or more takeaways	2-0	18-5
Fewer turnovers	3-0	23-7
Equal turnovers	2-1	8-8
More turnovers	1-0	9-18
Control time of possession	2-0	21-6
Opponent controls TOP	4-1	19-27

DEFENSIVE NOTABLES FROM THE WYOMING GAME

• Senior DE **Adewale Adeoye** recovered his third fumble this season and of his career. He also had 1.0 tackles for loss, giving him 3.0 tackles for loss this season and 7.5 in his career. Junior DE **Jacoby Wildman** had 1.0 sack, giving him 2.0 sacks and 2.0 tackles for loss this season, and 3.0 sacks and 3.5 tackles for loss in his career. Senior S **Gaje Ferguson** had 0.5 tackles for loss, giving him 4.5 tackles for loss in his career. He also had his first pass breakup of the season and the third of his career. Junior DE **Devon Anderson** had 0.5 tackles for loss, giving him 2.0 tackles for loss this year and 5.5 in his career. Sophomore S **Shaq Bond** had 1.0 tackles for loss, giving him 3.0 tackles for loss on the season. Senior LB **Suli Tamaivena** had 1.0 tackles for loss, giving him 2.5 tackles for loss this season and 9.0 tackles for loss in his career Junior NG **Christopher 'Unga** had 1.0 tackles for loss, giving him 1.5 tackles for loss this season and 6.5 in his career. Junior CB **DJ Williams** tied his career high with six tackles.

NOTABLES FROM WYOMING GAME

• Utah State's 194 yards of total offense (141 rushing, 53 passing) were its fewest in a game since it posted 191 yards (148 rushing, 43 passing) in a 13-0 home win against Colorado State in 2013. Furthermore, its 53 passing yards against the Cowboys were its fewest in a game since that contest against the Rams in 2013.

• Utah State has now won five of the last seven games played against Wyoming and improved to 39-26-4 all-time against the Cowboys, including a 13-15-3 road record. Those 39 wins against UW are the most against any opponent in school history.

OTHER NOTABLES

• Utah State has scored touchdowns on eight of its last nine forced turnovers. On the season, USU has 10 touchdowns and two field goals after forcing a turnover, to go along with one punt, one fumble and one missed field goal, and the half ending on the other.

• Utah State has only thrown four interceptions this season, which ranks third in the Mountain West and 21st in the nation.

• Utah State's offense is allowing just 5.0 tackles for loss per game, which ranks second in the Mountain West and 27th in the nation.

AGGIES CONTINUE TO PLAY WELL ON THE ROAD IN MOUNTAIN WEST ACTION

• Following its 24-16 win at Wyoming last weekend, Utah State has now won four of its last five Mountain West road games dating back to last season and is averaging 39.2 points and 427.0 yards of total offense (218.0 rushing, 209.0 passing) in those games. Defensively, USU is allowing just 20.4 points and 346.8 yards of total offense (277.2 rushing, 69.4 passing), and has forced 14 turnovers in its last five conference road games.

• Utah State has won 20 of its last 44 (.455) road games and is 13-26 (.333) in road games under sixth-year head coach **Matt Wells**.

LOVE NAMED MOUNTAIN WEST PLAYER OF THE WEEK THREE TIMES THIS YEAR

• Sophomore QB **Jordan Love** has been named the Mountain West Offensive Player of the Week three times this season and four times in his career.

• Love's first Mountain West Offensive Player of the Week award came following his performance in Utah State's 42-32 conference home win against Air Force (9/22). Against the Falcons, Love was 26-of-38 (.684) passing for a career-high 356 yards and a then career-high-tying two touchdowns.

• Love's second Mountain West Offensive Player of the Week award came following his performance in Utah State's 45-20 road win at BYU (10/5). Against the Cougars, he was 18-of-28 (.643) passing for 165 yards and a then career-high four touchdowns, which were the most by an Aggie in 34 games. He also carried the ball three times for eight yards and scored on a 2-yard touchdown run as he led USU to back-to-back win against BYU for the first time in 44 years.

• Love's third Mountain West Offensive Player of the Week award came following his performance in Utah State's 59-28 Mountain West home win against UNLV (10/13). Against the Rebels, Love was 17-of-23 passing for 322 yards, which are the second-most in his career, and a school-record-tying and career-best five touchdowns. Love also carried the ball four times for 39 yards, including a career-long rush of 21 yards on the first play of the game. Love, who played less than three quarters, was 15-of-20 passing for 287 yards and four touchdowns at intermission as USU led 42-7 at the half.

• Love has thrown for 300 yards in a game three times this season and four times in his career. He has thrown at least four touchdown passes in two games and at least two touchdown passes in six games.

• For Love, he becomes the fifth quarterback in school history to throw five touchdowns passes in a game for the ninth time joining **Chuckie Keeton** (2011-15), who did it three times; **Anthony Calvillo** (1992-93), who did it twice; **Tony Adams** (1970-72), who did it twice; and **Brent Snyder** (1987-88), who did it once.

EBERLE NAMED MOUNTAIN WEST SPECIAL TEAMS PLAYER OF THE WEEK



• Junior PK **Dominik Eberle** was named the Mountain West Special Teams Player of the Week and the College Football Performance Awards Honorable Mention National Performer of the Week on Sept. 10, 2018, following his performance against New Mexico State as he tied two NCAA records, and set two other Mountain West and school records. For Eberle, it is the first time in his career he has garnered MW Special Teams Player of the Week honors. Eberle was also recognized as a Lou Groza Award Star of the Week.

EBERLE TIES TWO NCAA RECORDS

• Junior PK **Dominik Eberle** tied two NCAA records in Utah State's 60-13 home win against New Mexico State. First, Eberle tied the NCAA record for points scored in game by a kicker with 24, a record that was set by Western Michigan's Mike Prindle in 1984. Eberle also tied an NCAA record with his three 51-yard field goals, becoming just the sixth player ever to kick three 50-plus yard field goals in a game.

• Eberle also set school and Mountain West records with his six made field goals, while his six field goal attempts ties his own school record that was set last season. In all, Eberle made field goals from 44, 32, 51, 21, 51 and 51 yards, as those six made field goals are tied for the third-most in a single-game in NCAA history.

• Eberle also kicked off 12 times for 754 yards (averaging 62.8 yards per kick) with nine touchbacks in the game against New Mexico State.

EBERLE SETS SCHOOL RECORD FOR CONSECUTIVE EXTRA POINTS MADE

• Junior PK **Dominik Eberle** made all three of his extra points in his last game at Wyoming and is now a perfect 87-for-87 on extra points in his career, which is a school record. The previous record for consecutive PAT's made was 64 by **Willie Beecher** (1981-84). Overall, Eberle is one of just three kickers in school history with a minimum of 30 PAT's made to have never missed an extra point, joining Beecher, who was 64-of-64 all-time on extra points, and **Russ Moody** (1988-89), who was 44-of-44 all-time on extra points. Eberle now ranks fourth all-time in school history in both extra points made and attempted.

• **Eberle** is one of just seven kickers in school history to not miss an extra point for an entire season, joining **Nick Diaz** (2012), **Peter Caldwell** (2010, 2007), **Doug Beach** (1990), **Willie Beecher** (1982), **Tom Mayes** (1975) and **Steve Steinke** (1978).

EBERLE THIRD ALL-TIME IN FIELD GOAL PERCENTAGE

• Junior PK **Dominik Eberle** is 11-for-14 on field goal attempts this season and 32-of-43 on field goal attempts in his career, and his 74.4 conversion percentage ranks third all-time in school history. **Russ Moody** (1988-89) holds the school record for field goal percentage at 84.6, as he was 22-of-26 all-time on field goal attempts.

• Eberle is 2-of-3 this year and 12-of-14 in his career from 20-29 yards, 2-of-3 this season and 7-of-9 in his career from 30-39 yards, 4-of-4 this year and 9-of-15 in his career from 40-49 yards, and 3-of-4 this year and 4-of-5 in his career from 50+ yards. His three 51-yard field goals against New Mexico State are season-longs and tied for the 18th-longest in school history. In fact, Eberle is the only kicker in school history to have four or more 50-yard field goals in a career as he made a career-long 52-yarder last year.

• Eberle also ranks eighth all-time in school history in field goals made with 32 and eighth all-time in field goals attempted with 43. **Brad Bohn** (1997-2000) was 59-of-89 on field goals in his career, to rank first all-time in school history in both categories..

EBERLE SECOND IN SINGLE-SEASON POINTS BY A KICKER

• Junior PK **Dominik Eberle** scored 101 points in 2017 with 47 extra points and 18 field goals, to rank as the second-most points scored by a kicker in a single season in school history. **Nick Diaz** set the school record for points scored by a kicker with 102 during the 2013 season with 17 field goals and 51 extra points.

EBERLE NAMED ALL-AMERICAN AND FINALIST FOR LOU GROZA AWARD

• Utah State junior **Dominik Eberle** was named a third-team All-American by *Phil Steele's Magazine* and an honorable mention All-American by *SB Nation* in 2017. Eberle is the first-ever USU placekicker named an All-American and just the second-ever specialist, joining **Steve Mullins**, who was named an honorable mention All-American punter by *Football News* in 2001.

• Eberle was also named a finalist for the 2017 Lou Groza Collegiate Place-Kicker Award, presented by the Orange Bowl. Eberle was one of three finalists to land on the list, joining Daniel Carlson of Auburn and Matt Gay of Utah, who won the award. Eberle and Gay are just the second and third players from the Beehive State (Utah's Louie Sakoda in 2008) to be named a Lou Groza finalist, and Eberle is the fifth player from a current Mountain West institution.

• Other than **Merlin Olsen** winning the Outland Trophy in 1961, this is the first time Utah State has ever had a player named a finalist for a national award.

• Heading into 2018, Eberle is a preseason second-team All-American by *Athlon Sports*.

/// USU CAREER RECORD BOOK ///

FIELD GOAL PCT.	YEARS	PCT.
(Minimum 20 Attempts)		
1. Russ Moody	1988-89	.846
2. Doug Beach	1990-92	.759
3. Dominik Eberle	**2016-pres.**	**.744**
4. Nick Diaz	2010-14	.736

FIELD GOALS MADE	YEARS	NO.
1. Brad Bohn	1997-2000	59
2. Nick Diaz	2010-14	39
Micah Knorr	1993-96	39
4. Steve Steinke	1977-80	38
5. Willie Beecher	1981-84	36
6. Dene Garner	1985-87	35
7. Peter Caldwell	2007-10	33
8. Dominik Eberle	**2016-pres.**	**32**
9. Al Knapp	1973-74	26
10. Dane Kidman	1999-02	22
Doug Beach	1990-92	22
Russ Moody	1988-89	22

FIELD GOALS ATT.	YEARS	ATT.
1. Brad Bohn	1997-2000	89
2. Micah Knorr	1993-96	62
3. Steve Steinke	1977-80	60
4. Willie Beecher	1981-84	54
5. Nick Diaz	2010-14	53
Dene Garner	1985-87	53
7. Peter Caldwell	2007-10	48
8. Dominik Eberle	**2016-pres.**	**43**
9. Al Knapp	1973-74	42
10. Michael Doyle	1970-72	34

PAT PERCENTAGE	YEARS	PCT.
(Minimum 30 Made)		
1. Willie Beecher	1981-84	1.000
Russ Moody	1988-89	1.000
Dominik Eberle	**2016-pres.**	**1.000**

PAT'S MADE	YEARS	NO.
1. Nick Diaz	2010-14	136
2. Brad Bohn	1997-2000	107
3. Steve Steinke	1977-80	90
4. Dominik Eberle	**2016-pres.**	**87**
5. Peter Caldwell	2007-10	85
6. Micah Knorr	1993-96	80
7. Brock Warren	2012-16	79
8. Josh Thompson	2011-13	70
9. Dane Kidman	1999-2002	68
10. Willie Beecher	1981-84	64

PAT'S ATTEMPTED	YEARS	NO.
1. Nick Diaz	2010-2014	140
2. Brad Bohn	1997-2000	119
3. Steve Steinke	1977-80	95
4. Dominik Eberle	**2016-pres.**	**87**
5. Peter Caldwell	2007-10	86
6. Brock Warren	2012-16	84
Micah Knorr	1993-96	84
8. Dane Kidman	1999-2002	74
9. Josh Thompson	2011-13	72
10. Chris Pella	1963-64	67

/// WHAT'S BACK IN 2018 ///

OFFENSE	STAT	RETURN	PCT.
• Pass Att.	435	238	54.7
• Pass Comp.	254	130	51.2
• Pass Yds.	2,938	1,660	56.5
• Pass TDs	17	9	52.9
• Receptions	254	168	66.1
• Rec. Yds.	2,938	2,123	72.3
• Rec. TDs	17	13	76.5
• Rush Att.	485	222	45.8
• Rush Yds.	2,228	1,105	49.6
• Rush TDs	24	8	33.3
• Total Offense	5,166	2,765	53.5
• Total TDs	48	25	52.1

DEFENSE	STAT	RETURN	PCT.
• Tackles	1,096	882	80.5
• Tackles for Loss	66.0	52.0	78.8
• Sacks	24.0	17.0	70.8
• QB Hurries	18	15	83.3
• Interceptions	13	4	30.8
• Pass Break-Ups	44	21	47.7
• Forced Fumbles	18	16	88.9
• Fumble Recoveries	16	14	87.5
• Blocks	4	2	50.0

• Utah State returns 18 of its 22 regular starters from 2017, with nine on offense and nine on defense. In addition, the Aggies return two of their specialists from last season in their placekicker and punter. USU also returns 47 letterwinners from a year ago, with 19 on offense, 26 on defense and two specialists.

/// ROCKY MOUNTAIN HIGH ///

• There are nine Division I schools that are located in cities with an elevation of at least 4,000 feet above sea level and Utah State ranks sixth on the list with an elevation of 4,710 feet. USU is the fifth-highest Mountain West school. During the 2018 season, the Aggies will play at three other locations on the list (BYU, Colorado State, Wyoming), giving USU nine games this season at 4,000 feet above sea level.

School	Elevation
1. Wyoming	7,220
2. Air Force	6,620
3. Colorado	5,360
4. Colorado State	5,190
5. New Mexico	5,100
6. UTAH STATE	**4,710**
7. BYU	4,630
8. Nevada	4,610
9. Utah	4,357

WHAT'S RETURNING IN 2018

• Utah State returns 18 starters (O-9, D-9) and 47 letterwinners (O-19, D-26, S-2) from last year's team that tied for fourth place in the Mountain Division of the Mountain West with a 4-4 record and finished the season at 6-7 after playing in the NOVA Home Loans Arizona Bowl. Highlighting Utah State's returners in 2018 are four players who earned various all-Mountain West honors a season ago as junior PK **Dominik Eberle** earned third-team All-America honors from *Phil Steele's Magazine* and honorable mention All-America honors from *SB Nation*, along with being a first-team all-MW selection and a finalist for the Lou Groza Award, while senior OT **Roman Andrus**, senior OC **Quin Ficklin** and junior TE **Dax Raymond** all garnered honorable mention all-MW honors. Utah State returns six other starters on offense in senior OG **Rob Castaneda**, senior OT **Sean Taylor**, senior WR **Ron'quavion Tarver**, junior OG **Moroni Iniguez**, sophomore QB **Jordan Love** and sophomore WR **Jordan Nathan**. USU also returns nine starters on defense in senior DE **Adewale Adeoye**, senior LB **Chase Christiansen**, senior S **Gaje Ferguson**, senior LB **Suli Tamaivena**, junior DE **Devon Anderson**, junior CB **Cameron Haney**, junior LB **Justus Te'i**, junior NG **Christopher 'Unga** and sophomore CB **Ja'Marcus Ingram**, to go along with one other specialists returning in senior P **Aaron Dalton**.

COACHING CHANGES IN 2018

• Utah State's coaching staff has two additions this season as **Keith Patterson** was hired as the defensive coordinator and safeties coach, replacing **Kendrick Shaver**, while **Uani 'Unga** was hired as the new 10th assistant and will coach outside linebackers after serving as a defensive administrative assistant for USU in 2017.

• Utah State enters the 2018 season with the same offensive coordinator, **David Yost**, for the first time since the 2014 season when **Kevin McGiven** served in that role.

• Utah State will have all of its coaches working with the special teams during the 2018 season and does not have a special teams coordinator. In fact, USU is one of just three FBS programs that doesn't have a special teams coordinator in 2018, joining Ole Miss and Texas A&M.

WHAT UTAH STATE MUST REPLACE FROM 2017

• Utah State must replace two players who earned all-Mountain West honors in 2017, including CB **Jalen Davis**, who earned first-team honors, and S **Dallin Leavitt**, who was named to the honorable mention team. Other starters lost include RB **LaJuan Hunt** and WR **Braelon Roberts**. Along with being named first-team all-MW, Davis was also named a first-team All-American by the Walter Camp Football Foundation and earned second-team All-America honors from both *The Associated Press* and the *Football Writers Association of America*.

UTAH STATE BOWL HISTORY

• Utah State has a 4-8 bowl record all-time as it lost to San José State, 20-0, in the 1946 Raisin Bowl (Fresno, Calif.); lost to Pacific, 35-21, in the 1947 Grape Bowl (Lodi, Calif.); lost to New Mexico State, 20-13, in the 1960 Sun Bowl (El Paso, Texas); lost to Baylor, 24-9, in the 1961 Gotham Bowl (New York City); defeated Ball State, 42-33, in the 1993 Las Vegas Bowl II; lost to Cincinnati, 35-19, in the 1997 Humanitarian Bowl; lost to Ohio, 24-23, in the 2011 Famous Idaho Potato Bowl; defeated Toledo, 41-15, in the 2012 Famous Idaho Potato Bowl; defeated No. 24 Northern Illinois, 21-14, in the 2013 San Diego County Credit Union Poinsettia Bowl; defeated UTEP, 21-6, in the 2014 Gildan New Mexico Bowl; lost to Akron, 23-21, in the 2015 Famous Idaho Potato Bowl; and lost to New Mexico State, 26-20 in overtime, in the 2017 NOVA Home Loans Arizona Bowl.

• Utah State finished the 2017 season by playing in its sixth bowl game in the last seven seasons and 12th bowl game in school history. USU also played in five-straight bowl games from 2011-15 and won three-straight bowls from 2012-14, both of which are school records.

/// PRESEASON PREDICTIONS AND ACCOLADES ///

• According to College Football Home, Utah State is predicted to be the second-most improved team in the nation in 2018, behind only Florida. Furthermore, USU's special teams are predicted to be the fourth-best units in the nation this fall, behind only Utah, Stanford and TCU.

• According to West Coast College Football, Utah State has the fourth-best chance at winning the Mountain West championship in 2018, behind Boise State, San Diego State and Fresno State.

• According to NFL.com, Utah State junior RB **Darwin Thompson** is listed as the 17th-most 'Freak-ish Athlete' in college football heading into the 2018 season. Some of the reasoning behind this ranking comes from his performances in the weight room as he has squatted 560 pounds, including seven reps at 515 pounds. Furthermore, Thompson has logged a vertical jump of 40 inches.

• According to College Football Focus, Utah State junior **Dax Raymond** is ranked as the sixth-best tight end in the nation heading into the 2018 season, behind Noah Fant (Iowa), Caleb Wilson (UCLA), Albert Okwuegbunam (Missouri), Hunter Bryant (Washington) and Kaden Smith (Stanford).

• According to *Athlon Sports*, Utah State sophomore **Jordan Love** is ranked 25th in the nation among quarterbacks that will have a breakout season in 2018. Other Mountain West quarterbacks to make this list include UNLV's Armani Rogers (20) and Nevada's Ty Gangi (15).

UTAH STATE HAS FIVE BOWL TEAMS ON ITS 2018 SCHEDULE

• Utah State's 2018 schedule features five teams that played in bowl games a year ago as Michigan State played in the San Diego County Credit Union Holiday Bowl (W, 42-17 vs. Washington State); New Mexico State played in the NOVA Home Loans Arizona Bowl (W, 26-20 OT vs. Utah State); Wyoming played in the Famous Idaho Potato Bowl (W, 37-14 vs. Central Michigan); Colorado State played in the Gildan New Mexico Bowl (L, 31-28 vs. Marshall); and Boise State played in the Las Vegas Bowl (W, 38-28 vs. Oregon).

AGGIES CURRENTLY IN THE NFL AND CFL

• Utah State currently has 14 players on NFL rosters and has had 11 players drafted into the NFL in the past eight years. Former Aggies currently in the NFL include S **Maurice Alexander** (Seattle),DE **Ricky Ali'ifua** (Seattle), LB **Jalen Davis** (Miami), LB **Kyler Fackrell** (Green Bay), OG **Tyler Larsen** (Carolina), CB **Nevin Lawson** (Detroit), S **Dallin Leavitt** (Oakland), OT **Donald Penn** (Oakland), LS **Patrick Scales** (Chicago), WR **Hunter Sharp** (Buffalo), RB **Robert Turbin** (Indianapolis), LB **Nick Vigil** (Cincinnati), LB **Zach Vigil** (Washington) and LB **Bobby Wagner** (Seattle). USU also has two former Aggies currently in the Canadian Football League in LB **Chris Randle** (Winnipeg) and DE **Connor Williams** (Ottawa).

CURRENT AGGIES WITH NFL TIES

• Utah State has one player on its current roster whose father played in the NFL in junior LB **Mason Tobeck** (Robbie Tobeck). His dad, Robbie Tobeck (OL), spent 14 seasons in the NFL with the Atlanta Falcons (1993-99) and Seattle Seahawks (2000-06).

AGGIES WHO HAVE SERVED LDS CHURCH MISSIONS

• Utah State has 25 players on its 2018 roster who have served two-year LDS Church Missions in senior OL **Roman Andrus**, senior OL **Quin Ficklin**, senior LB **Ofa Latu**, senior WR **DJ Nelson**, senior OL **KJ Uluave**, junior TE **Dax Raymond**, junior LB **Braden Harris**, junior OL **Moroni Iniguez**, junior S **Chance Parker**, junior NG **Mohelika Uasike**, junior DE **Jacoby Wildman**, sophomore DE **Caden Andersen**, sophomore WR **Taylor Compton**, sophomore DE **Ritisoni Fata**, sophomore S **Baron Gajkowski**, sophomore DE **Logan Lee**, sophomore OL **Connor Meyers**, sophomore S **Chase Nelson**, sophomore DE **Keith Tambe**, redshirt freshman WR **Preston Curtis**, redshirt freshman RB **Sione Fehoko**, redshirt sophomore S **Jordan Hayes**, redshirt freshman LB **Daniel Langi**, freshman OL **Wade Meacham** and freshman TE **Bryce Mortenson**.

AGGIES WHO ARE MARRIED

• Utah State has 12 players on its 2018 roster who are married in senior LB **Chase Christiansen**, senior S **Gaje Ferguson**, senior LB **Suli Tamaivena**, senior OL **KJ Uluave**, redshirt junior DE **Fua Leilua**, junior DE **Dalton Baker**, junior OL **Moroni Iniguez**, junior S **Chance Parker**, junior DE **Jacoby Wildman**, sophomore DE **Keith Tambe**, redshirt freshman LB **Daniel Langi** and freshman OL **Wade Meacham**.

/// ACADEMICALLY SPEAKING ///

• Utah State earned the 2017 American Football Coaches Association (AFCA) Academic Achievement Award, which is presented by the Touchdown Club of Memphis, as it recorded a 100 percent graduation rate for members of their freshman football student-athlete class of 2010.

• Utah State's football team has a Graduation Success Rate (GSR) of 89 percent to rank first in the Mountain West. The Aggies also rank first among the other football programs in the Beehive State, ahead of Utah (83), Southern Utah (67), Weber State (66) and BYU (52).

• Over the past eight seasons, USU has had 166 players earn academic all-league honors and 156 players have graduated from Utah State.

• Utah State had two football players earn College Sports Information Directors of America (CoSIDA) first-team Academic All-District VIII honors in 2017 in junior DE **Jacoby Wildman** and sophomore S **Baron Gajkowski**.

• Utah State has one player on its current roster that has already graduated from USU with a bachelor's degree in senior OL **KJ Uluave** (social work), while graduate transfer **Jalen Greene** earned his bachelor's degree from USC (communications).

/// AGGIES IN THE NFL ///

Maurice Alexander (S)	Seattle Seahawks
Ricky Ali'ifua (DE)	Seattle Seahawks
Jalen Davis (CB)	Miami Dolphins
Kyler Fackrell (LB)	Green Bay Packers
Tyler Larsen (OG)	Carolina Panthers
Nevin Lawson (CB)	Detroit Lions
Dallin Leavitt (S)	Oakland Raiders
Donald Penn (OT)	Oakland Raiders
Patrick Scales (LS)	Chicago Bears
Hunter Sharp (WR)	Buffalo Bills
Robert Turbin (RB)	Indianapolis Colts
Nick Vigil (LB)	Cincinnati Bengals
Zach Vigil (LB)	Washington Redskins
Bobby Wagner (LB)	Seattle Seahawks

/// AGGIES IN THE NFL DRAFT ///

2011 NFL DRAFT

Curtis Marsh, Philadelphia	3rd Round

2012 NFL DRAFT

Bobby Wagner, Seattle	2nd Round
Robert Turbin, Seattle	4th Round
Michael Smith, Tampa Bay	7th Round

2013 NFL DRAFT

Will Davis, Miami	3rd Round
Kerwynn Williams, Indianapolis	7th Round

2014 NFL DRAFT

Maurice Alexander, St. Louis	4th Round
Nevin Lawson, Detroit	4th Round

2016 NFL DRAFT

Nick Vigil, Cincinnati	3rd Round
Kyler Fackrell, Green Bay	3rd Round

2017 NFL DRAFT

Devante Mays, Green Bay	7th Round

MATT WELLS

HEAD COACH
UTAH STATE, 1996

2013 Mountain West Coach of the Year

Sixth Season as Utah State Head Coach (40-33 Overall, 26-17 Mountain West)
Eighth Season Overall at Utah State

• Utah State head coach **Matt Wells'** 40 wins are the third-most in school history, while his 54.8 winning percentage (40-33) ranks seventh with a minimum of 15 games coached. Wells is also 26-17 (.605) in Mountain West play in this his sixth season.

• Wells, who is in his sixth season in charge of the Aggie football program, is the longest tenured head coach since Chuck Shelton (1986-91) also spent six seasons at USU. In fact, Wells is tied with Shelton and Chuck Mills (1967-72) as the fourth-longest tenured head coaches in 120 seasons of Utah State football.

• Wells has been a player (1993) or coach (2012, 2013, 2014) in all four of Utah State's bowl wins. The NOVA Home Loans Arizona Bowl in 2017 was his seventh bowl game as an Aggie.

• Wells coached his fourth bowl game in 2017 to extend the school record for most bowl games by a head coach. E. Lowell 'Dick' Romney (1946, 1947), John Ralston (1960, 1961) and Gary Andersen (2011, 2012) all coached the Aggies in two bowl games, while Charlie Weatherbie (1993) and John L. Smith (1997) each coached one bowl game at USU.

• In his six years as head coach, Wells has led Utah State to three wins against top 25 opponents, one more than USU had in its previous 115 years.

• During the 2016 and 2017 seasons, Wells mentored a combined 12 players who earned all-Mountain West honors. Wells also coached Jalen Davis, who was named a Walter Camp First Team All-American, while Dominik Eberle was a finalist for the Lou Groza Award, and earned third-team All-America honors.

• During the 2015 season, Wells mentored 12 players who earned all-Mountain West honors, which were the third-most in the conference. Wells also coached Kyler Fackrell, who was named a fourth-team All-American by Phil Steele.

• Wells coached three players who participated in the 2016 NFL Combine in Fackrell, Hunter Sharp and Nick Vigil, while 10 players from the 2015 roster were invited to NFL camps, including Vigil (Cincinnati Bengals) and Fackrell (Green Bay Packers), who were both selected in the third round of the 2016 NFL Draft.

• Wells led Utah State to 10 wins in 2014 to rank as the second-most in school history behind the 2012 team that finished with an 11-2 record, including its third-straight bowl win with a 21-6 victory against UTEP in the Gildan New Mexico Bowl.

• During the 2014 season, Wells mentored 15 players who earned 16 all-Mountain West honors, which were the most in the league and tied for the third-most in school history. Wells also coached two All-Americans as Zach Vigil was named a second-team All-American by *USA Today Sports*, while Jalen Davis was named a True Freshman All-American by *247Sports*. Vigil was also named the Mountain West Defensive Player of the Year.

• Wells was named the 2013 Mountain West Coach of the Year as he set the school record for wins by a first-year head coach as the Aggies went 9-5.

• Wells led Utah State to the inaugural Mountain West Championship game after winning the Mountain Division with a 7-1 record in 2013. He also led USU to just its third-ever bowl victory as it posted a 21-14 win against No. 24 Northern Illinois in the 2013 San Diego County Credit Union Poinsettia Bowl.

• During his first year as USU's head coach, Wells mentored 14 Aggies who earned various all-Mountain West honors, including three All-Americans as Tyler Larsen was named a second-team All-American by *USA Today Sports*, Nevin Lawson was named a third-team All-American by *College Sports Madness*, and Kyler Fackrell was named an honorable mention Sophomore All-American by *College Football News*.

• Wells coached a school-record four players who participated in the 2014 NFL Combine in Larsen, Lawson, Maurice Alexander and D.J. Tialavea, while 11 players from the 2013 roster were invited to NFL camps, including Alexander (Los Angeles Rams) and Lawson (Detroit Lions), who were both selected in the fourth round of the 2014 NFL Draft.

• Overall, Wells is the second USU coach and fifth in school history to garner conference coach of the year honors along with Bruce Snyder (1978), Chuck Shelton (1991), John L. Smith (1997) and Gary Andersen (2012). Wells is also the fourth individual to earn MW Coach of the Year honors in his first season, along with BYU's Gary Crowton (2001), Utah's Urban Meyer (2003) and Air Force's Troy Calhoun (2007).

• Wells is one of just 22 FBS coaches to lead his alma mater and is just the second Utah State graduate to be appointed its head football coach, joining Chris Pella, who graduated from USU in 1965 and coached the Aggies from 1983-85.

• Prior to being named the head coach at his alma mater, Wells spent the previous two seasons as an assistant at Utah State, including serving as the team's offensive coordinator and quarterbacks coach in 2012. That year, USU concluded its most successful season in program history with a school-best 11-2 record. USU also won its first outright conference championship since 1936.

MATT WELLS' FILE

Hired December 20, 2012

- **Years Coached:** Sixth Season
- **Alma Mater:** Utah State, 1996 Business Marketing (Cum Laude)
- **Record at Utah State:** 40-33 (Sixth season)
- **Mountain West Record:** 26-17 (Sixth Season)
- **Bowl Record:** 2-2
- **Family:** Wife, Jen; daughters, Jadyn (15), Ella (12); son, Wyatt (9)
- **Playing Experience:** QB, Utah State (1993-96)
- **Coaching Experience:** Quarterbacks/Fullbacks/Wide Receivers/J.V. Head Coach, Navy (1997-2001); Tight Ends/Recruiting Coordinator, Tulsa (2002-06); Wide Receivers/Recruiting Coordinator, New Mexico (2007-08); Quarterbacks/Passing Game Coordinator, Louisville (2009); Wide Receivers, New Mexico (2010); Quarterbacks/Recruiting Coordinator, Utah State (2011); Offensive Coordinator/Quarterbacks, Utah State (2012); Head Coach, Utah State (2013-present).
- **Bowl Games (10): Utah State**: NOVA Home Loans Arizona Bowl, 2017; Famous Idaho Potato, 2015; Gildan New Mexico, 2014; Poinsettia, 2013; Famous Idaho Potato, 2012; Famous Idaho Potato, 2011; **New Mexico**: New Mexico, 2007; **Tulsa**: Armed Forces, 2006; Liberty, 2005; Humanitarian, 2003.
- **Conference Championships (2):** **Utah State** - WAC: 2012; **Tulsa** - Conference USA: 2005

MATT WELLS HIGHLIGHTS

UTAH STATE (HEAD COACH, 2013-18)

Overall

- One Hunderd Nineteen (119) Graduates
- Five (5) NFL Draft Picks
- Eight (8) All-Americans
- Twenty-Four (24) NFL Free Agent Signees
- Seven (7) NFL Combine Invitees
- Twelve (12) All-Star Game Invitees
- Four (4) Bowl Game Appearances
- Three (3) Wins vs. AP Top-25 Teams
- Two (2) Bowl Victories
- Thirty-Four (34) Wins Overall
- Twenty-Three (23) Mountain West Wins

2017 Season

- Six (6) All-Mountain West Honorees
- Seventeen (17) Academic All-Mountain West Honorees
- Three (3) Mountain West Players of the Week
- Two (2) Mountain West Scholar-Athletes

2016 Season

- Six (6) All-Mountain West Honorees
- Nineteen (19) Academic All-Mountain West Honorees
- Two (2) Mountain West Scholar-Athletes
- One (1) Mountain West Player of the Week

2015 Season

- Twelve (12) All-Mountain West Honorees
- Nineteen (19) Academic All-Mountain West Honorees
- Two (2) Mountain West Scholar-Athletes
- Four (4) Mountain West Players of the Week

2014 Season

- Ten (10) Wins, Second-Most in School History
- 2014 Gildan New Mexico Bowl Champions
- Zach Vigil, Mountain West Defensive Player of the Year
- Sixteen (16) All-Mountain West Honorees
- Twenty-One (21) Academic All-Mountain West Honorees
- Four (4) Mountain West Players of the Week
- Two (2) Mountain West Scholar-Athletes

2013 Season

- Nine (9) Wins, Most-Ever by a First-Year Head Coach
- 2013 Mountain West Coach of the Year
- 2013 SDCCU Poinsettia Bowl Champions
- 2013 Mountain Division Championship
- Twenty-Two (22) Academic All-Mountain West Honorees
- Fourteen (14) All-Mountain West Honorees
- Five (5) Mountain West Scholar-Athletes
- Five (5) Mountain West Players of the Week

WELLS-ERA STANDOUTS

NFL DRAFT PICKS

Yr.	Rd.	Pick	Player	Team
2014	4	110	Maurice Alexander, S	Los Angeles
2014	4	133	Nevin Lawson, CB	Detroit
2016	3	87	Nick Vigil, LB	Cincinnati
2016	3	88	Kyler Fackrell, LB	Green Bay
2017	7	238	Devante Mays, RB	Green Bay

ALL-AMERICANS

2013	Kyler Fackrell (Sophomore)	Linebacker
2013	Tyler Larsen	Center
2013	Nevin Lawson	Cornerback
2014	Jalen Davis (Freshman)	Cornerback
2014	Zach Vigil	Linebacker
2015	Kyler Fackrell	Linebacker
2017	Jalen Davis	Cornerback
2017	Dominik Eberle	Placekicker

MOUNTAIN WEST PLAYER OF THE YEAR

2014	Zach Vigil	Defense

FIRST-TEAM ALL-MOUNTAIN WEST

2013	Jake Doughty	Linebacker
	Tyler Larsen	Center
	Nevin Lawson	Cornerback
2014	B.J. Larsen	Defensive End
	JoJo Natson	Punt Returner
	Frankie Sutera	Safety
	Nick Vigil	Linebacker
	Zach Vigil	Linebacker
	Kevin Whimpey	Offensive Line
2015	Kyler Fackrell	Linebacker
	Nick Vigil	Linebacker
2017	Jalen Davis	Cornerback
	Dominik Eberle	Placekicker

AGGIES IN THE NFL UNDER WELLS

Austin Albrecht, OL	Oakland
Maurice Alexander, S	Seattle
Ricky Ali'ifua, DE	Seattle
Jalen Davis, CB	Miami
Jake Doughty, LB	Green Bay
Marquan Ellison, S	Seattle
Marwin Evans, S	Green Bay
Kyler Fackrell, LB	Green Bay
Tay Glover-Wright, CB	Indianapolis
Daniel Gray, CB	Arizona
Wyatt Houston, TE	Carolina
B.J. Larsen, DE	Buffalo
Tyler Larsen, OC	Carolina
Nevin Lawson, CB	Detroit
Dallin Leavitt, S	Oakland
Devante Mays, RB	Green Bay
David Moala, NG	Denver
AJ Pataaiali'i, NG	Baltimore
Hunter Sharp, WR	New York Giants
Jake Simonich, OL	Houston
Austin Stephens, OL	Carolina
Brian Suite, S	Detroit
D.J. Tialavea, TE	Atlanta
Nick Vigil, LB	Cincinnati
Zach Vigil, LB	Washington
Kevin Whimpey, OL	Pittsburgh
Anthony Williams, LB	New England

Nevin Lawson earned third-team All-America honors as a senior in 2013 under Coach Wells. Lawson is in his fifth season in the NFL with the Detroit Lions.

Zach Vigil earned second-team All-America honors as a senior in 2014, and was named the Mountain West Defensive Player of the Year under Coach Wells. Vigil is in his fourth season in the NFL and third with the Washinigton Redskins.

Kyler Fackrell earned fourth-team All-America honors as a senior in 2015 under Coach Wells. Fackrell is in his third season in the NFL with the Green Bay Packers.

Nick Vigil earned first-team All-Mountain West honors as both a sophomore and junior under Coach Wells. Vigil is in his third season in the NFL with the Cincinnati Bengals.

Jalen Davis earned first-team All-America honors as a senior in 2017 under Coach Wells. Davis is in his first season in the NFL with the Miami Dolphins.

WELLS' HEAD COACH CAPSULE

Year	School	Overall	Home	Away	Neutral	MW Record	Finish
2013	Utah State	9-5	4-2	4-3	1-0	7-1	1st - Mtn. Div.
2014	Utah State	10-4	6-0	3-4	1-0	6-2	T-2nd - Mtn. Div.
2015	Utah State	6-7	5-1	1-5	0-1	5-3	T-2nd - Mtn. Div.
2016	Utah State	3-9	3-3	0-6	0-0	1-7	6th - Mtn. Div.
2017	Utah State	6-7	3-3	3-3	0-1	4-4	T-4th - Mtn. Div.
2018	Utah State	6-1	4-0	2-1	0-0	3-0	----------
Total	**Six Years**	**40-33**	**25-9**	**13-22**	**2-2**	**26-17**	**-**

/// RECORD UNDER MATT WELLS (BY UNIFORM COMBINATION) ///

NAVY BLUE HELMET / NAVY BLUE JERSEY / NAVY BLUE PANTS

Games: 13
Wins: 9
Losses: 4

2013: vs. Weber St. (W), vs. Wyoming (W)
2014: vs. Idaho St. (W), vs. San José St. (W)
2015: vs. Southern Utah (W), vs. BYU (L)
2016: vs. Weber St. (W), vs. San Diego St. (L), New Mexico (L)
2017: vs. Idaho St. (W), vs. Hawai'i (W), vs. New Mexico St. (L)
2018: vs. New Mexico St. (W)

WHITE HELMET / WHITE JERSEY / WHITE PANTS

Games: 8
Wins: 4
Losses: 4

2013: vs. Boise St. (L)
2014: vs. Wake Forest (W), at Boise St. (L)
2015: vs. Colorado St. (W)
2016: vs. Arkansas St. (W), at BYU (L)
2017: vs. BYU (W), at Air Force (L)
2018: vs. Air Force (W)

NAVY BLUE HELMET / WHITE JERSEY / PEWTER PANTS

Games: 7
Wins: 5
Losses: 2

2013: at Air Force (W), at UNLV (W)
2014: at Arkansas St. (L)
2015: at Air Force (L)
2017: at San José St. (W), at New Mexico (W)
2018: at Wyoming (W)

NAVY BLUE HELMET / WHITE JERSEY / NAVY BLUE PANTS

Games: 7
Wins: 3
Losses: 4

2013: at San José St. (W), vs. No. Illinois (W)
2014: at Wyoming (W)
2015: at New Mexico (L)
2016: at Wyoming (L)
2017: at Wake Forest (L)
2018: at Michigan St. (L)

WHITE HELMET / PEWTER JERSEY / PEWTER PANTS

Games: 6
Wins: 4
Losses: 2

2013: at New Mexico (W)
2014: at Hawai'i (W)
2015: at Fresno St. (W)
2016: at Colorado St. (L), at Nevada (L)
2017: at UNLV (W)

NAVY BLUE HELMET / NAVY BLUE JERSEY / PEWTER PANTS

Games: 6
Wins: 3
Losses: 3

2013: vs. BYU (L)
2014: vs. Air Force (W)
2015: vs. Wyoming (W)
2016: vs. Air Force (L)
2017: vs. Colorado St. (L)
2018: vs. Tennessee Tech (W)

NAVY BLUE HELMET / NAVY BLUE JERSEY / WHITE PANTS

Games: 5
Wins: 4
Losses: 1

2013: vs. Hawai'i (W)
2014: vs. UNLV (W)
2015: vs. Boise St. (W)
2016: vs. Fresno St. (W)
2017: vs. Boise St. (L)

WHITE HELMET / NAVY BLUE JERSEY / WHITE PANTS

Games: 5
Wins: 4
Losses: 1

2013: vs. Colorado St. (W)
2014: vs. New Mexico (W)
2015: vs. Nevada (W), vs. vs. Akron (L)
2017: vs. UNLV (W)

NAVY BLUE HELMET / PEWTER JERSEY / NAVY BLUE PANTS

Games: 4
Wins: 2
Losses: 2

2014: at BYU (W), vs. UTEP (W)
2015: at Utah (L)
2016: at Boise St. (L)

WHITE HELMET / WHITE JERSEY / BLUE PANTS

Games: 3
Wins: 0
Losses: 3

2014: at Colorado St. (L)
2015: at San Diego St. (L)
2017: at Wisconsin (L)

NAVY BLUE HELMET / WHITE JERSEY / WHITE PANTS

Games: 2
Wins: 1
Losses: 1

2014: at Tennessee (L)
2018: at BYU (W)

WHITE HELMET / WHITE JERSEY / PEWTER PANTS

Games: 2
Wins: 0
Losses: 2

2015: at Washington (L)
2016: at USC (L)

NAVY BLUE HELMET / PEWTER JERSEY / PEWTER PANTS

Games: 2
Wins: 0
Losses: 2

2013: at Utah (L), at Fresno St. (L)

WHITE HELMET / NAVY BLUE JERSEY / NAVY BLUE PANTS

Games: 1
Wins: 0
Losses: 1

2017: vs. Wyoming (L)

WHITE HELMET / PEWTER JERSEY / WHITE PANTS

Games: 1
Wins: 0
Losses: 1

2013: at USC (L)

/// UTAH STATE'S 2018 OPPONENTS SCHEDULES/RESULTS ///

MICHIGAN STATE (4-3, 2-2 B1G)

A 31	UTAH STATE	W 38-31
S 8	at Arizona State	L 13-16
S 22	at Indiana	W 35-21
S 29	CENTRAL MICHIGAN	W 31-20
O 6	NORTHWESTERN*	L 19-29
O 13	at #8 Penn State*	W 21-17
O 20	#6 MICHIGAN*	L 7-21
O 27	PURDUE*	10 am
N 3	at Maryland*	TBA
N 10	#2 OHIO STATE*	TBA
N 17	at Nebraska*	TBA
N 24	RUTGERS*	TBA

NEW MEXICO STATE (2-6)

A 25	WYOMING	L 7-29
A 30	at Minnesota	L 10-48
S 8	at Utah State	L 13-60
S 15	NEW MEXICO	L 25-42
S 22	UTEP	W 27-20
O 6	LIBERTY	W 49-41
O 13	at Louisiana	L 38-66
O 20	GEORGIA SOUTHERN	L 31-48
O 27	at Texas State	4 pm
N 3	ALCORN STATE	2 pm
N 17	at BYU	TBA
N 24	at Liberty	12 pm

TENNESSEE TECH (0-7, 0-3 OVC)

A 30	at Chattanooga	L 10-34
S 6	#7 KENNESAW STATE	L 10-49
S 13	at Utah State	L 12-73
S 22	at #9 Jacksonville State*	L 20-48
S 29	EASTERN ILLINOIS*	L 38-52
O 6	SOUTHEAST MISSOURI	L 38-70
O 20	at Tennessee State*	L 14-41
O 27	at Austin Peay*	3 pm
N 3	MURRAY STATE	12:30 pm
N 10	at UT Martin*	1 pm
N 17	EASTERN KENTUCKY*	12:30 pm

AIR FORCE (3-4, 1-3 MW)

S 1	STONY BROOK	W 38-0
S 8	at Florida Atlantic	L 27-33
S 22	at Utah State*	L 32-42
S 29	NEVADA*	L 25-28
O 6	NAVY	W 35-7
O 12	at San Diego State*	L 17-21
O 19	at UNLV*	W 41-35
O 27	BOISE STATE*	5 pm
N 3	at Army	TBA
N 10	NEW MEXICO*	1:30 pm
N 17	at Wyoming*	TBA
N 22	COLORADO STATE*	1:30 pm

All times are MT

* = Conference game

BYU (4-3)

S 1	at Arizona	W 28-23
S 8	CALIFORNIA	L 18-21
S 15	at #6 Wisconsin	W 24-21
S 22	MCNEESE STATE	W 30-3
S 29	at #11 Washington	L 7-35
O 5	UTAH STATE	L 20-45
O 13	HAWAI'I	W 49-23
O 27	NORTHERN ILLINOIS	1:30 pm
N 3	at Boise State	TBA
N 10	at UMass	10 am
N17	NEW MEXICO STATE	TBA
N 24	at Utah	TBA

UNLV (2-5, 0-3 MW)

S 1	at #15 USC	L 21-43
S 8	UTEP	W 52-24
S 15	PRAIRIE VIEW A&M	W 46-17
S 22	at Arkansas State	L 20-27
O 6	NEW MEXICO*	L 14-50
O 13	at Utah State*	L 28-59
O 19	at Air Force*	L 35-41
O 27	at San José State*	4:30 pm
N 3	FRESNO STATE*	8:30 pm
N 10	at San Diego State*	TBA
N 17	at Hawai'i*	9 pm
N 24	NEVADA*	7:30 pm

WYOMING (2-6, 0-4 MW)

A 25	at New Mexico state	W 29-7
S 1	WASHINGTON STATE	L 19-41
S 8	at Missouri	L 13-40
S 15	Wofford	W 17-14
S 29	BOISE STATE	L 14-34
O 6	at Hawai'i*	L 13-17
O 13	at Fresno State*	L 3-27
O 20	UTAH STATE*	L 16-24
O 26	at Colorado State*	8 pm
N 3	SAN JOSÉ STATE*	12 pm
N 17	AIR FORCE*	TBA
N 24	at New Mexico	12:30 pm

NEW MEXICO (3-4, 1-2 MW)

S 1	INCARNATE WORD	W 62-30
S 8	at #6 Wisconsin	L 14-45
S 15	at New Mexico State	W 42-25
S 29	LIBERTY	L 43-52
O 6	at UNLV*	W 50-14
O 13	at Colorado State*	L 18-20
O 20	FRESNO STATE*	L 7-38
O 27	at Utah State*	2 pm
N 3	SAN DIEGO STATE*	TBA
N 10	at Air Force*	1:30 pm
N 16	BOISE STATE	7 pm
N 24	WYOMING*	12:30 pm

All times are MT

* = Conference game

HAWAI'I (6-3, 3-1 MW)

A 25	at Colorado State*	W 43-34
S 1	NAVY	W 59-41
S 8	RICE	W 43-29
S 15	at Army	L 21-28
S 22	DUQUESNE	W 42-21
S 29	at San José State*	W 44-41 (5OT)
O 6	WYOMING*	W 17-13
O 13	at BYU	L 23-49
O 20	NEVADA*	L 22-40
O 27	at Fresno State*	8:30 pm
N 3	UTAH STATE*	10 pm
N 17	UNLV*	10 pm
N 24	at San Diego State*	TBA

SAN JOSÉ STATE (0-7, 0-3 MW)

A 30	UC DAVIS	L 38-44
S 8	at Washington State	L 0-31
S 15	at #23 Oregon	L 22-35
S 29	HAWAI'I*	L 41-44 (5OT)
O 6	COLORADO STATE*	L 30-42
O 13	vs. Army*	L 3-52
O 20	at San Diego State*	L 13-16
O 27	UNLV*	4:30 pm
N 3	at Wyoming*	1 pm
N 10	at Utah State*	TBA
N 17	NEVADA*	TBA
N 24	at Fresno State*	1:30 pm

COLORADO STATE (3-5, 2-2 MW)

A 25	HAWAI'I*	L 34-43
A 31	vs. Colorado	L 13-45
S 8	ARKANSAS	W 34-27
S 15	at Florida	L 10-48
S 22	ILLINOIS STATE	L 19-35
O 6	at San José State *	W 42-30
O 13	NEW MEXICO*	W 20-18
O 19	at Boise State*	L 28-56
O 26	WYOMING*	8 pm
N 10	at Nevada*	TBA
N 17	UTAH STATE*	Noon
N 22	at Air Force*	1:30 pm

BOISE STATE (5-2, 3-1 MW)

S 1	at Troy	W 56-20
S 8	UCONN	W 62-7
S 15	at #19 Oklahoma State	L 21-44
S 29	at Wyoming*	W 34-14
O 6	SAN DIEGO STATE*	L 13-19
O 13	at Nevada*	W 31-27
O 19	COLORADO STATE*	W 56-28
O 27	at Air Force*	5 pm
N 3	BYU	TBA
N 9	FRESNO STATE*	8:15 pm
N 16	at New Mexico*	7 pm
N 24	UTAH STATE*	TBA

All times are MT

* = Conference game

RON'QUAVION TARVER 1

WR • 6-3 • 215 • SR-2L
Belle Glade, Fla.
(Glades Central HS)
(Fort Scott CC)

CAREER STATS - RECEIVING

Year	G/GS	Rec	Yds	Avg	TD	Long
2016	12/6	46	602	13.1	3	42
2017	13/13	48	569	11.9	7	57
2018	7/7	30	305	10.2	4	29
TOTAL	**32/26**	**124**	**1,476**	**11.9**	**14**	**57**

CAREER HIGHS - RECEIVING

Receptions: 9, two times
Yards: 143, vs. Air Force (9/24/16)
Receiving TDs: 2, three times
Long Catch: 57, vs. Boise State (10/28/17)

CAREER STATS - RUSHING

Year	Rush	Yds	Avg	TD	Long
2018	1	4	4.0	0	4

CAREER HIGHS - RUSHING

Rushes: 1, at BYU (10/5/18)
Rushing Yards: 4, at BYU (10/5/18)
Long Rush: 4, at BYU (10/5/18)

GAME-BY-GAME RECEIVING

2018	G/GS	Rec	Yds	Avg	TD	LG
at MSU	1/1	3	29	9.7	0	10
NMSU	1/1	5	41	8.2	0	15
TTU	1/1	5	30	6.0	0	11
AFA	1/1	9	128	14.2	0	29
at BYU	1/1	3	18	6.0	2	8
UNLV	1/1	4	52	13.0	2	29
at WYO	1/1	1	7	7.0	0	7
UNM	0/0	0	0	0.0	0	0
at UH	0/0	0	0	0.0	0	0
SJSU	0/0	0	0	0.0	0	0
at CSU	0/0	0	0	0.0	0	0
at BSU	0/0	0	0	0.0	0	0

2017	G/GS	Rec	Yds	Avg	TD	LG
at WIS	1/1	2	8	4.0	0	6
ISU	1/1	7	75	10.7	1	32
at WF	1/1	5	35	7.0	0	13
at SJSU	1/1	5	42	8.4	1	23
BYU	1/1	6	76	12.7	1	36
CSU	1/1	2	8	4.0	0	5
WYO	1/1	1	3	3.0	0	3
at UNLV	1/1	1	8	8.0	0	8
BSU	1/1	3	77	25.7	1	57
at UNM	1/1	2	40	20.0	0	31
UH	1/1	2	14	7.0	1	10
at AFA	1/1	4	86	21.5	2	25
vs NMSU	1/1	8	97	12.1	0	21

2016	G/GS	Rec	Yds	Avg	TD	LG
WSU	1/0	0	0	0.0	0	0
at USC	1/0	4	37	9.2	0	15
ASU	1/1	3	24	8.0	1	13
AFA	1/0	9	143	15.9	0	42
at BSU	1/1	5	29	5.8	0	9
at CSU	1/0	1	36	36.0	0	36
FS	1/1	3	54	18.0	1	25
SDSU	1/1	3	28	9.3	0	14
at WYO	1/0	8	104	13.0	0	24
UNM	1/1	6	84	14.0	1	41
at NEV	1/1	3	51	17.0	0	30
at BYU	1/0	1	12	12.0	0	12

GAME-BY-GAME RUSHING

2018	Att	Yds	Avg	TD	LG
at MSU	0	0	0.0	0	0
NMSU	0	0	0.0	0	0
TTU	0	0	0.0	0	0
AFA	0	0	0.0	0	0
at BYU	1	4	4.0	0	4
UNLV	0	0	0.0	0	0
at WYO	0	0	0.0	0	0
UNM	0	0	0.0	0	0
at UH	0	0	0.0	0	0
SJSU	0	0	0.0	0	0
at CSU	0	0	0.0	0	0
at BSU	0	0	0.0	0	0

JA'MARCUS INGRAM 2

CB • 6-1 • 195 • SO-1L
Dallas, Texas
(South Oak Cliff HS)

CAREER STATS - DEFENSE

Year	G/GS	UA-AT-TT	TFL	Sack	INT	PB	FF	FR
2017	13/10	26-16-42	0.0-0	0.0-0	1-25	5	0	1
2018	5/5	12-6-18	0.0-0	0.0-0	0-0	6	0	0
TOTAL	**18/15**	**38-22-60**	**0.0-0**	**0.0-0**	**1-25**	**11**	**0**	**1**

CAREER HIGHS - DEFENSE

Tackles: 6, three times
INT: 1, at Air Force (11/25/17)
PBU: 3, at BYU (10/5/18)
FR: 1, vs. BYU (9/29/17)

GAME-BY-GAME DEFENSE

2018	G/GS	U-A-T	TFL	Sack	INT	PB	QH	F/R
at MSU	1/1	2-2-4	0.0-0	0.0-0	0	0	0	0/0
NMSU	0/0	0-0-0	0.0-0	0.0-0	0	0	0	0/0
TTU	1/1	0-0-0	0.0-0	0.0-0	0	1	0	0/0
AFA	1/1	2-3-5	0.0-0	0.0-0	0	0	0	0/0
at BYU	1/1	6-0-6	0.0-0	0.0-0	0	3	0	0/0
UNLV	1/1	2-1-3	0.0-0	0.0-0	0	2	0	0/0
at WYO	0/0	0-0-0	0.0-0	0.0-0	0	0	0	0/0
UNM	0/0	0-0-0	0.0-0	0.0-0	0	0	0	0/0
at UH	0/0	0-0-0	0.0-0	0.0-0	0	0	0	0/0
SJSU	0/0	0-0-0	0.0-0	0.0-0	0	0	0	0/0
at CSU	0/0	0-0-0	0.0-0	0.0-0	0	0	0	0/0
at BSU	0/0	0-0-0	0.0-0	0.0-0	0	0	0	0/0

2017	G/GS	U-A-T	TFL	Sack	INT	PB	QH	F/R
at WIS	1/0	2-1-3	0.0-0	0.0-0	0	0	0	0/0
ISU	1/1	1-2-3	0.0-0	0.0-0	0	0	0	0/0
at WF	1/1	1-0-1	0.0-0	0.0-0	0	1	0	0/0
at SJSU	1/1	1-0-1	0.0-0	0.0-0	0	1	0	0/0
BYU	1/1	1-1-2	0.0-0	0.0-0	0	2	0	0/1
CSU	1/1	2-3-5	0.0-0	0.0-0	0	0	0	0/0
WYO	1/1	4-2-6	0.0-0	0.0-0	0	1	0	0/0
at UNLV	1/1	0-1-1	0.0-0	0.0-0	0	0	0	0/0
BSU	1/1	4-2-6	0.0-0	0.0-0	0	0	0	0/0
at UNM	1/0	3-0-3	0.0-0	0.0-0	0	0	0	0/0
UH	1/1	3-1-4	0.0-0	0.0-0	0	0	0	0/0
at AFA	1/0	1-3-4	0.0-0	0.0-0	1	0	0	0/0
vs NMSU	1/1	3-0-3	0.0-0	0.0-0	0	0	0	0/0

HENRY COLOMBI 3

QB • 6-3 • 205 • FR-RS
Hollywood, Fla.
(Chaminade Madonna Coll. Prep)

CAREER STATS - PASSING

Year	G/GS	Cmp	Att	Int	Pct	Yds	TD	LG	EFF
2018	3/0	17	21	0	.810	123	0	38	130.2

CAREER HIGHS - PASSING

Attempts: 9, vs. Tennessee Tech (9/13/18)
Completions: 9, vs. Tennessee Tech (9/13/18)
Passing Yards: 55, two times
Long Pass: 38, vs. UNLV (10/13/18)

CAREER STATS - RUSHING

Year	Rush	Yds	Avg	TD	Long
2018	6	56	9.3	1	37

CAREER HIGHS - RUSHING

Rushes: 3, vs. Tennessee Tech (9/13/18)
Rushing Yards: 41, vs. UNLV (10/13/18)
Rushing TD: 1, vs. UNLV (10/13/18)
Long Rush: 37, vs. UNLV (10/13/18)

CAREER STATS - TOTAL OFFENSE

Year	Rush	Pass	Total	Avg/G
2018	56	123	179	59.7

GAME-BY-GAME PASSING

2018	G/GS	Cmp	Att	Pct	Yds	TD	INT	LG
at MSU	0/0	0	0	.000	0	0	0	0
NMSU	1/0	3	4	.750	13	0	0	7
TTU	1/0	9	9	1.000	55	0	0	11
AFA	0/0	0	0	.000	0	0	0	0
at BYU	0/0	0	0	.000	0	0	0	0
UNLV	1/0	5	8	.625	55	0	0	38
at WYO	0/0	0	0	.000	0	0	0	0
UNM	0/0	0	0	.000	0	0	0	0
at UH	0/0	0	0	.000	0	0	0	0
SJSU	0/0	0	0	.000	0	0	0	0
at CSU	0/0	0	0	.000	0	0	0	0
at BSU	0/0	0	0	.000	0	0	0	0

GAME-BY-GAME RUSHING

2018	Att	Yds	Avg	TD	LG
at MSU	0	0	0.0	0	0
NMSU	1	-7	-7.0	0	0
TTU	3	22	7.3	0	13
AFA	0	0	0.0	0	0
at BYU	0	0	0.0	0	0
UNLV	2	41	20.5	1	37
at WYO	0	0	0.0	0	0
UNM	0	0	0.0	0	0
at UH	0	0	0.0	0	0
SJSU	0	0	0.0	0	0
at CSU	0	0	0.0	0	0
at BSU	0	0	0.0	0	0



JONTRELL ROCQUEMORE 3

S • 6-1 • 210 • SR-3L
McKinney, Texas
(McKinney HS)

CAREER STATS - DEFENSE

Year	G/GS	UA-AT-TT	TFL	Sack	INT	PB	FF	FR
2015	13/0	16-11-27	2.0-4	0.0-0	0-0	1	1	1
2016	8/6	23-16-39	1.0-9	1.0-9	2-19	1	0	0
2017	9/0	7-6-13	0.0-0	0.0-0	0-0	0	1	0
2018	7/7	17-25-42	5.5-36	2.0-23	2-20	0	1	1
TOTAL	**37/13**	**63-58-121**	**8.5-49**	**3.0-32**	**4-39**	**2**	**3**	**2**

CAREER HIGHS - DEFENSE

Tackles: 13, vs. Air Force (9/22/18)
Sacks: 1.0, three times
TFL: 2.0, three times
INT: 1, four times
FF: 1, three times
PBU: 1, two times
FR: 1, two times
TD: 1, two times
QBH: 2, vs. Tennessee Tech (9/13/18)

GAME-BY-GAME DEFENSE

2018	G/GS	U-A-T	TFL	Sack	INT	PB	QH	F/R
at MSU	1/1	4-5-9	1.0-8	1.0-8	0	0	0	0/0
NMSU	1/1	2-2-4	0.5-2	0.0-0	0	0	0	0/0
TTU	1/1	1-1-2	0.0-0	0.0-0	0	0	2	0/0
AFA	1/1	4-9-13	2.0-7	0.0-0	0	0	0	0/0
at BYU	1/1	2-2-4	2.0-19	1.0-15	0	0	1	1/1
UNLV	1/1	2-3-5	0.0-0	0.0-0	1	0	0	0/0
at WYO	1/1	2-3-5	0.0-0	0.0-0	1	0	0	0/0
UNM	0/0	0-0-0	0.0-0	0.0-0	0	0	0	0/0
at UH	0/0	0-0-0	0.0-0	0.0-0	0	0	0	0/0
SJSU	0/0	0-0-0	0.0-0	0.0-0	0	0	0	0/0
at CSU	0/0	0-0-0	0.0-0	0.0-0	0	0	0	0/0
at BSU	0/0	0-0-0	0.0-0	0.0-0	0	0	0	0/0

2017	G/GS	U-A-T	TFL	Sack	INT	PB	QH	F/R
at WIS	1/0	3-0-3	0.0-0	0.0-0	0	0	0	0/0
ISU	1/0	1-2-3	0.0-0	0.0-0	0	0	0	0/0
at WF	1/0	1-1-2	0.0-0	0.0-0	0	0	0	0/0
at SJSU	0/0	0-0-0	0.0-0	0.0-0	0	0	0	0/0
BYU	0/0	0-0-0	0.0-0	0.0-0	0	0	0	0/0
CSU	0/0	0-0-0	0.0-0	0.0-0	0	0	0	0/0
WYO	1/0	0-0-0	0.0-0	0.0-0	0	0	0	0/0
at UNLV	1/0	1-1-2	0.0-0	0.0-0	0	0	0	0/0
BSU	0/0	0-0-0	0.0-0	0.0-0	0	0	0	0/0
at UNM	1/0	0-0-0	0.0-0	0.0-0	0	0	0	0/0
UH	1/0	0-0-0	0.0-0	0.0-0	0	0	0	0/0
at AFA	1/0	0-2-2	0.0-0	0.0-0	0	0	0	0/0
vs NMSU	1/0	1-0-1	0.0-0	0.0-0	0	0	0	1/0

2016	G/GS	U-A-T	TFL	Sack	INT	PB	QH	F/R
WSU	1/1	1-2-3	0.0-0	0.0-0	0	0	0	0/0
at USC	1/0	3-2-5	0.0-0	0.0-0	1	0	0	0/0
ASU	1/1	4-3-7	0.0-0	0.0-0	1	0	0	0/0
AFA	1/0	2-0-2	0.0-0	0.0-0	0	0	0	0/0
at BSU	1/1	3-1-4	1.0-9	1.0-9	0	0	0	0/0
at CSU	1/1	6-4-10	0.0-0	0.0-0	0	1	0	0/0
FS	1/1	3-2-5	0.0-0	0.0-0	0	0	0	0/0
SDSU	1/1	1-2-3	0.0-0	0.0-0	0	0	0	0/0
at WYO	0/0	0-0-0	0.0-0	0.0-0	0	0	0	0/0
UNM	0/0	0-0-0	0.0-0	0.0-0	0	0	0	0/0
at NEV	0/0	0-0-0	0.0-0	0.0-0	0	0	0	0/0
at BYU	0/0	0-0-0	0.0-0	0.0-0	0	0	0	0/0

2015	G/GS	U-A-T	TFL	Sack	INT	PB	QH	F/R
SUU	1/0	0-0-0	0.0-0	0.0-0	0	0	0	0/0
at Utah	1/0	4-2-6	0.0-0	0.0-0	0	0	0	0/0
at Wash	1/0	1-2-3	0.0-0	0.0-0	0	0	0	0/1
CSU	1/0	3-0-3	0.0-0	0.0-0	0	0	0	1/0
at FS	1/0	4-0-4	2.0-4	0.0-0	1	0	0	0/0
BSU	1/0	1-1-2	0.0-0	0.0-0	0	0	0	0/0
at SDSU	1/0	2-0-2	0.0-0	0.0-0	0	0	0	0/0
WYO	1/0	1-2-3	0.0-0	0.0-0	0	1	0	0/0
at UNM	1/0	0-0-0	0.0-0	0.0-0	0	0	0	0/0
at AFA	1/0	0-0-0	0.0-0	0.0-0	0	0	0	0/0
NEV	1/0	0-3-3	0.0-0	0.0-0	0	0	0	0/0
BYU	1/0	0-1-1	0.0-0	0.0-0	0	0	0	0/0
vs. AKR	1/0	0-0-0	0.0-0	0.0-0	0	0	0	0/0

AARON WADE 4

S • 6-1 • 210 • SR-3L
Lithia, Fla.
(Newsome HS)

CAREER STATS - DEFENSE

Year	G/GS	UA-AT-TT	TFL	Sack	INT	PB	FF	FR
2015	13/0	3-0-3	0.0-0	0.0-0	0-0	0	0	0
2016	11/0	2-5-7	0.0-0	0.0-0	0-0	0	0	0
2017	6/2	5-2-7	0.0-0	0.0-0	0-0	0	0	0
2018	7/1	12-11-23	1.0-2	0.0-0	2-0	2	0	0
TOTAL	**37/3**	**22-18-40**	**1.0-2**	**0.0-0**	**2-0**	**2**	**0**	**0**

CAREER HIGHS - DEFENSE

Tackles: 10, vs. New Mexico State (9/8/18)
TFL: 0.5, two times
INT: 2, vs. New Mexico State (9/8/18)
PBU: 1, two times

GAME-BY-GAME DEFENSE

2018	G/GS	U-A-T	TFL	Sack	INT	PB	QH	F/R
at MSU	1/0	0-0-0	0.0-0	0.0-0	0	0	0	0/0
NMSU	1/1	5-5-10	0.5-1	0.0-0	2	1	0	0/0
TTU	1/0	2-1-3	0.0-0	0.0-0	0	0	0	0/0
AFA	1/0	1-3-4	0.5-1	0.0-0	0	0	0	0/0
at BYU	1/0	3-1-4	0.0-0	0.0-0	0	0	0	0/0
UNLV	1/0	0-0-0	0.0-0	0.0-0	0	1	0	0/0
at WYO	1/0	1-1-2	0.0-0	0.0-0	0	0	0	0/0
UNM	0/0	0-0-0	0.0-0	0.0-0	0	0	0	0/0
at UH	0/0	0-0-0	0.0-0	0.0-0	0	0	0	0/0
SJSU	0/0	0-0-0	0.0-0	0.0-0	0	0	0	0/0
at CSU	0/0	0-0-0	0.0-0	0.0-0	0	0	0	0/0
at BSU	0/0	0-0-0	0.0-0	0.0-0	0	0	0	0/0

2017	G/GS	U-A-T	TFL	Sack	INT	PB	QH	F/R
at WIS	1/1	2-1-3	0.0-0	0.0-0	0	0	0	0/0
ISU	1/1	1-1-2	0.0-0	0.0-0	0	0	0	0/0
at WF	0/0	0-0-0	0.0-0	0.0-0	0	0	0	0/0
at SJSU	0/0	0-0-0	0.0-0	0.0-0	0	0	0	0/0
BYU	0/0	0-0-0	0.0-0	0.0-0	0	0	0	0/0
CSU	0/0	0-0-0	0.0-0	0.0-0	0	0	0	0/0
WYO	0/0	0-0-0	0.0-0	0.0-0	0	0	0	0/0
at UNLV	0/0	0-0-0	0.0-0	0.0-0	0	0	0	0/0
BSU	1/0	1-0-1	0.0-0	0.0-0	0	0	0	0/0
at UNM	0/0	0-0-0	0.0-0	0.0-0	0	0	0	0/0
UH	1/0	0-0-0	0.0-0	0.0-0	0	0	0	0/0
at AFA	1/0	0-0-0	0.0-0	0.0-0	0	0	0	0/0
vs NMSU	1/0	1-0-1	0.0-0	0.0-0	0	0	0	0/0

2016	G/GS	U-A-T	TFL	Sack	INT	PB	QH	F/R
WSU	0/0	0-0-0	0.0-0	0.0-0	0	0	0	0/0
at USC	1/0	0-0-0	0.0-0	0.0-0	0	0	0	0/0
ASU	1/0	0-2-2	0.0-0	0.0-0	0	0	0	0/0
AFA	1/0	0-0-0	0.0-0	0.0-0	0	0	0	0/0
at BSU	1/0	0-0-0	0.0-0	0.0-0	0	0	0	0/0
at CSU	1/0	0-0-0	0.0-0	0.0-0	0	0	0	0/0
FS	1/0	0-0-0	0.0-0	0.0-0	0	0	0	0/0
SDSU	1/0	0-0-0	0.0-0	0.0-0	0	0	0	0/0
at WYO	1/0	1-1-2	0.0-0	0.0-0	0	0	0	0/0
UNM	1/0	1-0-1	0.0-0	0.0-0	0	0	0	0/0
at NEV	1/0	0-2-2	0.0-0	0.0-0	0	0	0	0/0
at BYU	1/0	0-0-0	0.0-0	0.0-0	0	0	0	0/0

2015	G/GS	U-A-T	TFL	Sack	INT	PB	QH	F/R
SUU	1/0	0-0-0	0.0-0	0.0-0	0	0	0	0/0
at Utah	1/0	0-0-0	0.0-0	0.0-0	0	0	0	0/0
at Wash	1/0	0-0-0	0.0-0	0.0-0	0	0	0	0/0
CSU	1/0	0-0-0	0.0-0	0.0-0	0	0	0	0/0
at FS	1/0	2-0-2	0.0-0	0.0-0	0	0	0	0/0
BSU	1/0	0-0-0	0.0-0	0.0-0	0	0	0	0/0
at SDSU	1/0	0-0-0	0.0-0	0.0-0	0	0	0	0/0
WYO	1/0	0-0-0	0.0-0	0.0-0	0	0	0	0/0
at UNM	1/0	0-0-0	0.0-0	0.0-0	0	0	0	0/0
at AFA	1/0	0-0-0	0.0-0	0.0-0	0	0	0	0/0
NEV	1/0	0-0-0	0.0-0	0.0-0	0	0	0	0/0
BYU	1/0	0-0-0	0.0-0	0.0-0	0	0	0	0/0
vs. AKR	1/0	1-0-1	0.0-0	0.0-0	0	0	0	0/0

DARWIN THOMPSON 5

RB • 5-8 • 200 • JR-JC
Tulsa, Okla.
(Jenks HS)
(NEO)

CAREER STATS - RUSHING

Year	G/GS	Rush	Yds	Avg	TD	Long
2018	7/3	73	535	7.3	9	68

CAREER HIGHS - RUSHING

Rushes: 17, two times
Yards: 109, three times
Rushing TDs: 2, three times
Long Rush: 68, vs. New Mexico State (9/8/18)

CAREER STATS - RECEIVING

Year	Rec	Yds	Avg	TD	Long
2018	12	108	9.0	0	19

CAREER HIGHS - RECEIVING

Receptions: 3, two times
Receiving Yards: 28, at Michigan State (8/31/18)
Long Catch: 19, vs. New Mexico State (9/8/18)

GAME-BY-GAME RUSHING

2018	G/GS	Att	Yds	Avg	TD	LG
at MSU	1/0	10	28	2.8	2	7
NMSU	1/0	6	96	16.0	1	68
TTU	1/0	6	107	17.8	1	65
AFA	1/0	6	34	5.7	2	11
at BYU	1/1	17	109	6.4	0	31
UNLV	1/1	11	52	4.7	1	29
at WYO	1/1	17	109	6.4	2	56

UNM	0/0	0	0	0.0	0	0
at UH	0/0	0	0	0.0	0	0
SJSU	0/0	0	0	0.0	0	0
at CSU	0/0	0	0	0.0	0	0
at BSU	0/0	0	0	0.0	0	0

GAME-BY-GAME RECEIVING

2018	Rec	Yds	Avg	TD	LG
at MSU	3	28	9.3	0	15
NMSU	2	26	13.0	0	19
TTU	1	9	9.0	0	9
AFA	0	0	0.0	0	0
at BYU	3	22	7.3	0	12
UNLV	1	16	16.0	0	16
at WYO	2	7	3.5	0	8
UNM	0	0	0.0	0	0
at UH	0	0	0.0	0	0
SJSU	0	0	0.0	0	0
at CSU	0	0	0.0	0	0
at BSU	0	0	0.0	0	0

CAMERON HANEY 6

CB • 5-11 • 180 • SO-1L
Los Angeles, Calif.
(Cathedral HS)

CAREER STATS - DEFENSE

Year	G/GS	UA-AT-TT	TFL	Sack	INT	PB	FF	FR
2016	12/1	11-5-16	0.0-0	0.0-0	0-0	3	0	0
2017	2/8	18-13-31	2.0-6	0.0-0	0-0	6	0	1
2018	7/0	4-4-8	0.5-2	0.0-0	0-0	1	0	0
TOTAL	**31/9**	**33-22-55**	**2.5-8**	**0.0-0**	**0-0**	**10**	**0**	**1**

CAREER HIGHS - DEFENSE

Tackles: 8, vs. Fresno State (10/22/16)
TFL: 1.0, two times
PBU: 3, at UNLV (10/21/17)
FR: 1, at New Mexico (11/4/17)

GAME-BY-GAME DEFENSE

2018	G/GS	U-A-T	TFL	Sack	INT	PB	QH	F/R
at MSU	1/0	1-2-3	0.0-0	0.0-0	0	0	0	0/0
NMSU	1/0	1-1-2	0.5-2	0.0-0	0	0	0	0/0
TTU	1/0	0-0-0	0.0-0	0.0-0	0	1	0	0/0
AFA	1/0	0-0-0	0.0-0	0.0-0	0	0	0	0/0
at BYU	1/0	1-0-1	0.0-0	0.0-0	0	0	0	0/0
UNLV	1/0	1-1-2	0.0-0	0.0-0	0	0	0	0/0
at WYO	1/0	0-0-0	0.0-0	0.0-0	0	0	0	0/0
UNM	0/0	0-0-0	0.0-0	0.0-0	0	0	0	0/0
at UH	0/0	0-0-0	0.0-0	0.0-0	0	0	0	0/0
SJSU	0/0	0-0-0	0.0-0	0.0-0	0	0	0	0/0
at CSU	0/0	0-0-0	0.0-0	0.0-0	0	0	0	0/0
at BSU	0/0	0-0-0	0.0-0	0.0-0	0	0	0	0/0

2017	G/GS	U-A-T	TFL	Sack	INT	PB	QH	F/R
at WIS	1/0	2-0-2	0.0-0	0.0-0	0	0	0	0/0
ISU	1/1	3-2-5	0.0-0	0.0-0	0	0	0	0/0
at WF	1/1	3-1-4	1.0-2	0.0-0	0	1	0	0/0
at SJSU	1/1	2-0-2	0.0-0	0.0-0	0	1	0	0/0
BYU	1/0	0-2-2	0.0-0	0.0-0	0	0	0	0/0
CSU	1/1	2-1-3	1.0-4	0.0-0	0	0	0	0/0
WYO	1/0	0-2-2	0.0-0	0.0-0	0	0	0	0/0
at UNLV	1/0	1-2-3	0.0-0	0.0-0	0	3	0	0/0
BSU	0/0	0-0-0	0.0-0	0.0-0	0	0	0	0/0
at UNM	1/1	2-1-3	0.0-0	0.0-0	0	0	0	0/1
UH	1/1	3-1-4	0.0-0	0.0-0	0	0	0	0/0
at AFA	1/1	0-1-1	0.0-0	0.0-0	0	1	0	0/0
vs NMSU	1/1	0-0-0	0.0-0	0.0-0	0	0	0	0/0

2016	G/GS	U-A-T	TFL	Sack	INT	PB	QH	F/R
WSU	1/0	0-0-0	0.0-0	0.0-0	0	0	0	0/0
at USC	1/0	0-0-0	0.0-0	0.0-0	0	0	0	0/0
ASU	1/0	0-1-1	0.0-0	0.0-0	0	0	0	0/0
AFA	1/0	0-1-1	0.0-0	0.0-0	0	0	0	0/0
at BSU	1/0	0-1-1	0.0-0	0.0-0	0	0	0	0/0
at CSU	1/0	1-0-1	0.0-0	0.0-0	0	0	0	0/0

FS	1/1	6-2-8	0.0-0	0.0-0	0	2	0	0/0
SDSU	1/0	1-0-1	0.0-0	0.0-0	0	0	0	0/0
at WYO	1/0	0-0-0	0.0-0	0.0-0	0	0	0	0/0
UNM	1/0	2-0-2	0.0-0	0.0-0	0	1	0	0/0
at NEV	1/0	0-0-0	0.0-0	0.0-0	0	0	0	0/0
at BYU	1/0	1-0-1	0.0-0	0.0-0	0	0	0	0/0

ANDREW PEASLEY 6

QB • 6-3 • 219 • FR-HS
La Grande, Ore.
(La Grande HS)

CAREER STATS - PASSING

Year	G/GS	Cmp	Att	Int	Pct	Yds	TD	LG	EFF
2018	2/0	0	0	0	.000	0	0	0	--

CAREER STATS - RUSHING

Year	Rush	Yds	Avg	TD	Long
2018	3	9	3.0	0	5

CAREER HIGHS - RUSHING

Rushes: 2, vs. New Mexico State (9/8/18)
Rushing Yards: 5, vs. New Mexico State (9/8/18)
Long Rush: 5, vs. New Mexico State (9/8/18)

CAREER STATS - TOTAL OFFENSE

Year	Rush	Pass	Total	Avg/G
2018	9	0	9	4.5

GAME-BY-GAME PASSING

2018	G/GS	Cmp	Att	Pct	Yds	TD	INT	LG
at MSU	0/0	0	0	.000	0	0	0	0
NMSU	1/0	0	0	.000	0	0	0	0
TTU	1/0	0	0	.000	0	0	0	0
AFA	0/0	0	0	.000	0	0	0	0
at BYU	0/0	0	0	.000	0	0	0	0
UNLV	0/0	0	0	.000	0	0	0	0
at WYO	0/0	0	0	.000	0	0	0	0
UNM	0/0	0	0	.000	0	0	0	0
at UH	0/0	0	0	.000	0	0	0	0
SJSU	0/0	0	0	.000	0	0	0	0
at CSU	0/0	0	0	.000	0	0	0	0
at BSU	0/0	0	0	.000	0	0	0	0

GAME-BY-GAME RUSHING

2018	Att	Yds	Avg	TD	LG
at MSU	0	0	0.0	0	0
NMSU	2	5	2.5	0	5
TTU	1	4	4.0	0	4
AFA	0	0	0.0	0	0
at BYU	0	0	0.0	0	0
UNLV	0	0	0.0	0	0
at WYO	0	0	0.0	0	0
UNM	0	0	0.0	0	0
at UH	0	0	0.0	0	0
SJSU	0	0	0.0	0	0
at CSU	0	0	0.0	0	0
at BSU	0	0	0.0	0	0

DJ WILLIAMS 7

CB •5-9 • 180 • JR-JC
Smyrna, Tenn.
(Smyrna HS)
(Independence CC)

CAREER STATS - DEFENSE

Year	G/GS	UA-AT-TT	TFL	Sack	INT	PB	FF	FR
2018	7/7	20-6-26	3.0-12	1.0-7	0-0	5	1	0

CAREER HIGHS - DEFENSE

Tackles: 6, three times
Sacks: 1.0, vs. New Mexico State (9/8/18)
TFL: 3.0, vs. New Mexico State (9/8/18)
PBU: 2, two times
FF: 1, vs. Tennessee Tech (9/13/18)
QBH: 1, vs. New Mexico State (9/8/18)

GAME-BY-GAME DEFENSE

2018	G/GS	U-A-T	TFL	Sack	INT	PB	QH	F/R
at MSU	1/1	1-1-2	0.0-0	0.0-0	0	1	0	0/0
NMSU	1/1	6-0-6	3.0-12	1.0-7	0	0	1	0/0
TTU	1/1	3-0-3	0.0-0	0.0-0	0	0	0	1/0
AFA	1/1	2-4-6	0.0-0	0.0-0	0	2	0	0/0
at BYU	1/1	0-0-0	0.0-0	0.0-0	0	2	0	0/0
UNLV	1/1	3-0-3	0.0-0	0.0-0	0	0	0	0/0
at WYO	1/1	5-1-6	0.0-0	0.0-0	0	0	0	0/0
UNM	0/0	0-0-0	0.0-0	0.0-0	0	0	0	0/0
at UH	0/0	0-0-0	0.0-0	0.0-0	0	0	0	0/0
SJSU	0/0	0-0-0	0.0-0	0.0-0	0	0	0	0/0
at CSU	0/0	0-0-0	0.0-0	0.0-0	0	0	0	0/0
at BSU	0/0	0-0-0	0.0-0	0.0-0	0	0	0	0/0

GEROLD BRIGHT 8

RB • 5-9 • 195 • JR-2L
Pensacola, Fla.
(Escambia HS)

CAREER STATS - RUSHING

Year	G/GS	Rush	Yds	Avg	TD	Long
2016	9/0	11	87	7.9	1	41
2017	12/0	29	249	8.6	2	75
2018	7/4	77	456	5.9	4	70
TOTAL	**28/4**	**117**	**792**	**6.7**	**7**	**75**

CAREER HIGHS - RUSHING

Rushes: 14, two times
Yards: 134, vs. New Mexico State (9/8/18)
Rushing TDs: 2, vs. Air Force (9/22/18)
Long Rush: 75, at Air Force (11/25/17)

CAREER STATS - RECEIVING

Year	Rec	Yds	Avg	TD	Long
2016	5	56	11.2	0	18
2017	10	186	18.6	2	77
2018	9	54	6.0	1	13
TOTAL	**24**	**296**	**12.3**	**3**	**77**

CAREER HIGHS - RECEIVING

Receptions: 3, three times
Receiving Yards: 77, at Wake Forest (9/16/17)
Receiving TD: 1, three times
Long Catch: 77, at Wake Forest (9/16/17)

CAREER STATS - KICKOFF RETURNS

Year	Ret	Yds	Avg	TD	LG
2016	9	183	20.0	0	29
2017	1	21	21.0	0	21
2018	3	57	19.0	0	22
TOTAL	**13**	**261**	**20.1**	**0**	**29**

CAREER HIGHS - KICKOFF RETURNS

Returns: 4, vs. San Diego St. (10/28/16)
Yards: 69, vs. San Diego St. (10/28/16)
Long Return: 29, at Colorado St. (10/8/16)

CAREER HIGHS - DEFENSE

Tackles: 1, three times
FR: 1, at Boise St. (10/1/16)

GAME-BY-GAME RUSHING

2018	G/GS	Att	Yds	Avg	TD	LG
at MSU	1/1	2	-2	-1.0	0	1
NMSU	1/1	14	134	9.6	1	51
TTU	1/1	13	55	4.2	1	12
AFA	1/1	11	101	9.2	2	70
at BYU	1/0	14	61	4.4	0	11
UNLV	1/0	11	72	6.5	0	28
at WYO	1/0	12	35	2.9	0	14
UNM	0/0	0	0	0.0	0	0
at UH	0/0	0	0	0.0	0	0
SJSU	0/0	0	0	0.0	0	0
at CSU	0/0	0	0	0.0	0	0
at BSU	0/0	0	0	0.0	0	0

2017	G/GS	Att	Yds	Avg	TD	LG
at WIS	1/0	0	0	0.0	0	0
ISU	1/0	0	0	0.0	0	0
at WF	1/0	0	0	0.0	0	0
at SJSU	1/0	0	0	0.0	0	0
BYU	1/0	0	0	0.0	0	0
CSU	1/0	0	0	0.0	0	0
WYO	0/0	0	0	0.0	0	0
at UNLV	1/0	1	6	6.0	0	6
BSU	1/0	0	0	0.0	0	0
at UNM	1/0	0	0	0.0	0	0
UH	1/0	8	95	11.6	1	60
at AFA	1/0	9	102	11.3	1	75
vs NMSU	1/0	11	48	4.4	0	16

2016	G/GS	Att	Yds	Avg	TD	LNG
WSU	0/0	0	0	0.0	0	0
at USC	0/0	0	0	0.0	0	0
ASU	1/0	3	10	3.3	0	4
AFA	1/0	0	0	0.0	0	0
at BSU	1/0	0	0	0.0	0	0
at CSU	1/0	2	40	20.0	1	41
FS	0/0	0	0	0.0	0	0
SDSU	1/0	0	0	0.0	0	0
at WYO	1/0	1	-2	-2.0	0	0
UNM	1/0	2	7	3.5	0	7
at NEV	1/0	3	32	10.7	0	17
at BYU	1/0	0	0	0.0	0	0

GAME-BY-GAME RECEIVING

2018	Rec	Yds	Avg	TD	LG
at MSU	1	8	8.0	0	8
NMSU	0	0	0.0	0	0
TTU	1	7	7.0	0	7
AFA	2	19	9.5	0	13
at BYU	1	2	2.0	1	2
UNLV	1	12	12.0	0	12
at WYO	3	6	2.0	0	7
UNM	0	0	0.0	0	0
at UH	0	0	0.0	0	0
SJSU	0	0	0.0	0	0
at CSU	0	0	0.0	0	0
at BSU	0	0	0.0	0	0

2017	Rec	Yds	Avg	TD	LG
at WIS	3	23	7.7	0	13
ISU	2	18	9.0	0	12
at WF	1	77	77.0	1	77
at SJSU	1	43	43.0	1	43
BYU	1	8	8.0	0	8
CSU	0	0	0.0	0	0
WYO	0	0	0.0	0	0
at UNLV	0	0	0.0	0	0
BSU	0	0	0.0	0	0
at UNM	0	0	0.0	0	0
UH	1	5	5.0	0	5
at AFA	0	0	0.0	0	0
vs NMSU	1	12	12.0	0	12

2016	Rec	Yds	Avg	TD	LG
WSU	0	0	0.0	0	0
at USC	0	0	0.0	0	0
ASU	0	0	0.0	0	0
AFA	0	0	0.0	0	0
at BSU	0	0	0.0	0	0
at CSU	0	0	0.0	0	0
FS	0	0	0.0	0	0
SDSU	0	0	0.0	0	0
at WYO	0	0	0.0	0	0
UNM	2	13	6.5	0	12
at NEV	3	43	14.3	0	18
at BYU	0	0	0.0	0	0

GAME-BY-GAME KICKOFF RETURNS

2018	Ret	Yds	Avg	TD	LG
at MSU	0	0	0.0	0	0
NMSU	0	0	0.0	0	0
TTU	0	0	0.0	0	0
AFA	0	0	0.0	0	0
at BYU	3	57	19.0	0	22
UNLV	0	0	0.0	0	0
at WYO	0	0	0.0	0	0
UNM	0	0	0.0	0	0
at UH	0	0	0.0	0	0
SJSU	0	0	0.0	0	0
at CSU	0	0	0.0	0	0
at BSU	0	0	0.0	0	0

2017	Ret	Yds	Avg	TD	LG
at WIS	1	21	21.0	0	21
ISU	0	0	0.0	0	0
at WF	0	0	0.0	0	0
at SJSU	0	0	0.0	0	0
BYU	0	0	0.0	0	0
CSU	0	0	0.0	0	0
WYO	0	0	0.0	0	0
at UNLV	0	0	0.0	0	0
BSU	0	0	0.0	0	0
at UNM	0	0	0.0	0	0
UH	0	0	0.0	0	0
at AFA	0	0	0.0	0	0
vs NMSU	0	0	0.0	0	0

2016	Ret	Yds	Avg	TD	LG
WSU	0	0	0.0	0	0
at USC	0	0	0.0	0	0
ASU	0	0	0.0	0	0
AFA	1	20	20.0	0	20
at BSU	0	0	0.0	0	0
at CSU	1	29	29.0	0	29
FS	0	0	0.0	0	0
SDSU	4	69	17.3	0	22
at WYO	2	42	21.0	0	22
UNM	0	0	0.0	0	0
at NEV	1	23	23.0	0	23
at BYU	0	0	0.0	0	0

DAVID WOODWARD 9

LB • 6-2 • 235 • SO-1L
Olympia, Wash.
(Olympia HS)

CAREER STATS - DEFENSE

Year	G/GS	UA-AT-TT	TFL	Sack	INT	PB	FF	FR
2017	10/1	15-14-29	3.0-7	1.0-4	1	3	0	1
2018	6/6	23-51-74	5.5-37	4.0-34	0	2	2	0
TOTAL	**16/7**	**38-65-103**	**8.5-44**	**5.0-38**	**1**	**5**	**2**	**1**

CAREER HIGHS - DEFENSE

Tackles: 16, two times
Sacks: 3.0, vs. UNLV (10/13/18)
TFL: 3.5, vs. UNLV (10/13/18)
INT: 1 vs. New Mexico State (12/29/17)
PBU: 3 vs. New Mexico State (12/29/17)
FF: 1, two times
FR: 1, at New Mexico (11/4/17)
QBH: 2, at Michigan State (8/31/18)

GAME-BY-GAME DEFENSE

2018	G/GS	U-A-T	TFL	Sack	INT	PB	QH	F/R
at MSU	1/1	2-14-16	0.0-0	0.0-0	0	0	2	0/0
NMSU	1/1	3-10-13	1.0-11	1.0-11	0	0	0	0/0
TTU	1/1	1-10-11	0.0-0	0.0-0	0	0	0	0/0
AFA	0/0	0-0-0	0.0-0	0.0-0	0	0	0	0/0
at BYU	1/1	4-2-6	1.0-2	0.0-0	0	1	1	1/0
UNLV	1/1	8-4-12	3.5-24	3.0-23	0	0	0	0/0
at WYO	1/1	5-11-16	0.0-0	0.0-0	0	1	0	1/0
UNM	0/0	0-0-0	0.0-0	0.0-0	0	0	0	0/0
at UH	0/0	0-0-0	0.0-0	0.0-0	0	0	0	0/0
SJSU	0/0	0-0-0	0.0-0	0.0-0	0	0	0	0/0
at CSU	0/0	0-0-0	0.0-0	0.0-0	0	0	0	0/0
at BSU	0/0	0-0-0	0.0-0	0.0-0	0	0	0	0/0

2017	G/GS	U-A-T	TFL	Sack	INT	PB	QH	F/R
at WIS	1/0	1-1-2	0.5-0	0.0-0	0	0	0	0/0
ISU	1/0	0-0-0	0.0-0	0.0-0	0	0	0	0/0
at WF	1/0	0-0-0	0.0-0	0.0-0	0	0	0	0/0
at SJSU	1/0	0-0-0	0.0-0	0.0-0	0	0	0	0/0
BYU	0/0	0-0-0	0.0-0	0.0-0	0	0	0	0/0
CSU	0/0	0-0-0	0.0-0	0.0-0	0	0	0	0/0
WYO	0/0	0-0-0	0.0-0	0.0-0	0	0	0	0/0
at UNLV	1/0	1-0-1	0.0-0	0.0-0	0	0	0	0/0
BSU	1/0	1-1-2	0.0-0	0.0-0	0	0	0	0/0
at UNM	1/0	2-3-5	0.0-0	0.0-0	0	0	0	0/1
UH	1/0	1-1-2	1.5-4	1.0-4	0	0	0	0/0
at AFA	1/1	5-8-13	1.0-3	0.0-0	0	0	0	0/0
vs NMSU	1/0	4-0-4	0.0-0	0.0-0	1	3	0	0/0

TIPA GALEAI 10

LB • 6-5 • 230 • JR-TR
Euless, Texas
(Trinity HS)
(TCU)

CAREER STATS - DEFENSE

Year	G/GS	UA-AT-TT	TFL	Sack	INT	PB	FF	FR
2018	7/7	14-22-36	8.0-38	5.5-32	1-56	2	2	0

CAREER HIGHS - DEFENSE

Tackles: 11, vs. Air Force (9/22/18)
Sacks: 2.0, at Michigan State (8/31/18)
TFL: 2.0, three times
INT: 1, at BYU (10/5/18)
PBU: 1, two times
FF: 1, two times
QBH: 1, five times
TD: 1, at BYU (10/5/18)
Blocked Kick: 1, vs. Air Force (9/22/18)

GAME-BY-GAME DEFENSE

2018	G/GS	U-A-T	TFL	Sack	INT	PB	QH	F/R
at MSU	1/1	2-2-4	2.0-15	2.0-15	0	0	1	1/0
NMSU	1/1	1-5-6	2.0-8	1.5-7	0	0	1	1/0
TTU	1/1	2-1-3	2.0-5	0.0-0	0	1	0	0/0
AFA	1/1	3-8-11	1.0-2	1.0-2	0	1	1	0/0
at BYU	1/1	2-0-2	0.0-0	0.0-0	1	0	1	0/0
UNLV	1/1	1-5-6	1.0-7	1.0-7	0	0	1	0/0
at WYO	1/1	2-2-4	0.0-0	0.0-0	0	0	0	0/0
UNM	0/0	0-0-0	0.0-0	0.0-0	0	0	0	0/0
at UH	0/0	0-0-0	0.0-0	0.0-0	0	0	0	0/0
SJSU	0/0	0-0-0	0.0-0	0.0-0	0	0	0	0/0
at CSU	0/0	0-0-0	0.0-0	0.0-0	0	0	0	0/0
at BSU	0/0	0-0-0	0.0-0	0.0-0	0	0	0	0/0

JORDAN LOVE 10

QB • 6-4 • 225 • SO-1L
Bakersfield, Calif.
(Liberty HS)

CAREER STATS - PASSING

Year	G/GS	Cmp	Att	Int	Pct	Yds	TD	LG	EFF
2017	12/6	129	235	6	.549	1,631	8	77	119.3
2018	7/7	137	214	4	.640	1,610	14	80	145.1
TOTAL	**19/13**	**266**	**449**	**10**	**.592**	**3,241**	**22**	**80**	**131.5**

CAREER HIGHS - PASSING

Attempts: 44, two times
Completions: 29, at Michigan State (8/31/18)
Passing Yards: 356, vs. Air Force (9/22/18)
Passing TDs: 5, vs. UNLV (10/13/18)
Long Pass: 80, vs. UNLV (10/13/18)

CAREER STATS - RUSHING

Year	Rush	Yds	Avg	TD	Long
2017	46	165	3.6	2	20
2018	28	32	1.1	3	21
TOTAL	**74**	**197**	**2.7**	**5**	**21**

CAREER HIGHS - RUSHING

Rushes: 11, vs New Mexico State (12/29/17)
Rushing Yards: 47, vs Hawai'i (11/18/17)
Rushing TDs: 1, five times
Long Rush: 21, vs. UNLV (10/13/18)

CAREER STATS - TOTAL OFFENSE

Year	Rush	Pass	Total	Avg/G
2017	165	1,631	1,796	149.7
2018	32	1,610	1,593	265.5
TOTAL	**197**	**3,241**	**3,438**	**180.9**

GAME-BY-GAME PASSING

2018	G/GS	Cmp	Att	Pct	Yds	TD	INT	LG
at MSU	1/1	29	44	.659	319	0	2	28
NMSU	1/1	14	27	.519	159	1	1	36
TTU	1/1	21	26	.808	236	2	0	36
AFA	1/1	26	38	.684	356	2	0	43
at BYU	1/1	18	28	.643	165	4	0	40
UNLV	1/1	17	23	.739	322	5	0	80
at WYO	1/1	12	28	.428	53	0	1	9
UNM	0/0	0	0	.000	0	0	0	0
at UH	0/0	0	0	.000	0	0	0	0
SJSU	0/0	0	0	.000	0	0	0	0
at CSU	0/0	0	0	.000	0	0	0	0
at BSU	0/0	0	0	.000	0	0	0	0

2017	G/GS	Cmp	Att	Pct	Yds	TD	INT	LG
at WIS	0/0	0	0	.000	0	0	0	0
ISU	1/0	3	6	.500	18	0	0	12
at WF	1/0	6	13	.462	171	1	0	77
at SJSU	1/0	10	17	.588	90	1	1	23
BYU	1/0	0	3	.000	0	0	0	0
CSU	1/0	1	5	.200	-3	0	0	0
WYO	1/0	8	18	.444	109	0	3	19
at UNLV	1/1	19	27	.704	316	2	0	75
BSU	1/1	17	32	.531	168	1	0	57
at UNM	1/1	13	24	.542	114	0	1	31
UH	1/1	10	16	625	110	1	1	26
at AFA	1/1	17	30	.567	284	2	0	46
vs NMSU	1/1	25	44	.568	254	0	0	41

GAME-BY-GAME RUSHING

2018	Att	Yds	Avg	TD	LG
at MSU	8	-2	-0.2	1	9
NMSU	5	-14	-2.8	0	4
TTU	1	2	2.0	1	2
AFA	5	3	0.6	0	7
at BYU	3	8	2.7	1	3
UNLV	4	39	9.8	0	21
at WYO	2	-4	-2.0	0	2
UNM	0	0	0.0	0	0
at UH	0	0	0.0	0	0
SJSU	0	0	0.0	0	0
at CSU	0	0	0.0	0	0
at BSU	0	0	0.0	0	0

2017	Att	Yds	Avg	TD	LG
at WIS	0	0	0.0	0	0
ISU	3	8	2.7	0	17
at WF	0	0	0.0	0	0
at SJSU	1	10	10.0	0	10
BYU	0	0	0.0	0	0
CSU	1	11	11.0	0	11
WYO	2	-8	-4.0	0	2
at UNLV	8	42	5.2	1	12
BSU	4	14	3.5	0	11
at UNM	4	8	2.0	0	6
UH	6	47	7.8	1	17
at AFA	6	32	5.3	0	20
vs NMSU	11	1	0.1	0	11

AAREN VAUGHNS 11

WR • 5-7 • 185 • SR-1L
Altadena, Calif.
(Charter Oak HS)
(Mt. San Antonio College)

CAREER STATS - RECEIVING

Year	G/GS	Rec	Yds	Avg	TD	Long
2017	12/1	14	155	11.1	0	29
2018	7/2	15	198	13.2	2	43
TOTAL	**19/3**	**29**	**353**	**12.2**	**2**	**43**

CAREER HIGHS - RECEIVING

Receptions: 4, vs. New Mexico State (12/29/17)
Receiving Yards: 46, vs. Wyoming (10/14/17)
Receiving TDs: 1, two times
Long Catch: 43, vs. Air Force (9/22/18)

CAREER STATS - RUSHING

Year	Rush	Yds	Avg	TD	Long
2017	6	99	16.5	1	71
2018	5	40	8.0	0	36
TOTAL	**11**	**139**	**12.6**	**1**	**71**

CAREER HIGHS - RUSHING

Rushes: 2, at Air Force (11/25/17)
Yards: 69, at Air Force (11/25/17)
Rushing TDs: 1, at Air Force (11/25/17)
Long Rush: 71, at Air Force (11/25/17)

CAREER STATS - PASSING

Year	Cmp	Att	Int	Pct	Yds	TD	LG	EFF
2017	1	2	0	.500	29	1	29	336.8
2018	0	0	0	.000	0	0	0	0.0
TOTAL	**1**	**2**	**0**	**.500**	**29**	**1**	**29**	**336.8**

CAREER HIGHS - PASSING

Attempts: 1, two times
Completions: 1, vs. Wyoming (10/14/17)
Passing Yards: 29, vs. Wyoming (10/14/17)
Passing TDs: 1, vs. Wyoming (10/14/17)
Long Pass: 29, vs. Wyoming (10/14/17)

CAREER STATS - KICKOFF RETURNS

Year	Ret	Yds	Avg	TD	LG
2018	1	19	19.0	0	19

CAREER HIGHS - KICKOFF RETURNS

Returns: 1, vs. Tennessee Tech (9/13/18)
Yards: 19, vs. Tennessee Tech (9/13/18)
Long Return: 19, vs. Tennessee Tech (9/13/18)

GAME-BY-GAME RECEIVING

2018	G/GS	Rec	Yds	Avg	TD	LG
at MSU	1/0	3	37	12.3	0	14
NMSU	1/0	2	37	18.5	0	36
TTU	1/0	1	2	2.0	1	2
AFA	1/0	2	44	22.0	1	43
at BYU	1/0	3	21	7.0	0	16
UNLV	1/1	2	43	21.5	0	31
at WYO	1/1	2	14	7.0	0	9
UNM	0/0	0	0	0.0	0	0
at UH	0/0	0	0	0.0	0	0
SJSU	0/0	0	0	0.0	0	0
at CSU	0/0	0	0	0.0	0	0
at BSU	0/0	0	0	0.0	0	0
2017	**G/GS**	**Rec**	**Yds**	**Avg**	**TD**	**LG**
at WIS	0/0	0	0	0.0	0	0
ISU	1/0	0	0	0.0	0	0
at WF	1/0	0	0	0.0	0	0
at SJSU	1/0	2	11	5.5	0	11
BYU	1/0	0	0	0.0	0	0
CSU	1/0	0	0	0.0	0	0
WYO	1/0	2	46	23.0	0	29
at UNLV	1/0	2	19	9.5	0	12
BSU	1/0	1	14	14.0	0	14
at UNM	1/0	2	22	11.0	0	12
UH	1/0	0	0	0.0	0	0
at AFA	1/0	1	6	6.0	0	6
vs NMSU	1/1	4	37	9.3	0	17

GAME-BY-GAME RUSHING

2018	Att	Yds	Avg	TD	LG
at MSU	1	-5	-5.0	0	0
NMSU	1	-3	-3.0	0	0
TTU	1	10	10.0	0	10
AFA	0	0	0.0	0	0
at BYU	1	36	36.0	0	36
UNLV	0	0	0.0	0	0
at WYO	1	2	2.0	0	2
UNM	0	0	0.0	0	0
at UH	0	0	0.0	0	0
SJSU	0	0	0.0	0	0
at CSU	0	0	0.0	0	0
at BSU	0	0	0.0	0	0
2017	**Att**	**Yds**	**Avg**	**TD**	**LG**
at WIS	0	0	0.0	0	0
ISU	0	0	0.0	0	0
at WF	0	0	0.0	0	0
at SJSU	0	0	0.0	0	0
BYU	0	0	0.0	0	0
CSU	0	0	0.0	0	0
WYO	1	14	14.0	0	14
at UNLV	1	8	8.0	0	8
BSU	0	0	0.0	0	0
at UNM	0	0	0.0	0	0
UH	1	2	2.0	0	2
at AFA	2	69	34.5	1	71
vs NMSU	1	6	6.0	0	6

GAME-BY-GAME PASSING

2017	Cmp	Att	Pct	Yds	TD	INT	LG
at WIS	0	0	.000	0	0	0	0
ISU	0	0	.000	0	0	0	0
at WF	0	0	.000	0	0	0	0
at SJSU	0	0	.000	0	0	0	0
BYU	0	0	.000	0	0	0	0
CSU	0	0	.000	0	0	0	0
WYO	1	1	1.000	29	1	0	29
at UNLV	0	0	.000	0	0	0	0
BSU	0	1	.000	0	0	0	0
at UNM	0	0	.000	0	0	0	0
UH	0	0	.000	0	0	0	0
at AFA	0	0	.000	0	0	0	0

GAME-BY-GAME KICKOFF RETURNS

2018	Ret	Yds	Avg	TD	LG
at MSU	0	0	0.0	0	0
NMSU	0	0	0.0	0	0
TTU	1	19	19.0	0	19
AFA	0	0	0.0	0	0
at BYU	0	0	0.0	0	0
UNLV	0	0	0.0	0	0
at WYO	0	0	0.0	0	0
UNM	0	0	0.0	0	0
at UH	0	0	0.0	0	0
SJSU	0	0	0.0	0	0
at CSU	0	0	0.0	0	0
at BSU	0	0	0.0	0	0

DJ NELSON 12

WR • 5-9 • 200 • SR-3L
Logan, Utah
(Logan HS)

CAREER STATS - RECEIVING

Year	G/GS	Rec	Yds	Avg	TD	Long
2015	13/0	0	0	0.0	0	0
2016	12/0	0	0	0.0	0	0
2017	13/0	2	29	14.5	0	20
2018	5/0	6	40	6.7	0	11
TOTAL	**43/0**	**8**	**69**	**8.6**	**0**	**20**

CAREER HIGHS - RECEIVING

Receptions: 3, two times
Yards: 23, vs. Tennessee Tech (9/13/18)
Long Catch: 20, at Air Force (11/25/17)

CAREER STATS - PASSING

Year	Cmp	Att	Int	Pct	Yds	TD	LG	EFF
2015	0	0	0	0.0	0	0	0	0.0
2016	1	1	0	1.000	12	0	12	200.8
2017	0	0	0	0.0	0	0	0	0.0
2018	0	0	0	0.0	0	0	0	0.0
TOTAL	**1**	**1**	**0**	**1.000**	**12**	**0**	**12**	**200.8**

CAREER HIGHS - PASSING

Attempts: 1, vs. Air Force (9/24/16)
Completions: 1, vs. Air Force (9/24/16)
Passing Yards: 12, vs. Air Force (9/24/16)
Long Pass: 12, vs. Air Force (9/24/16)

CAREER STATS - RUSHING

Year	Rush	Yds	Avg	TD	Long
2015	2	6	3.0	0	13
2016	0	0	0.0	0	0
2017	3	13	4.3	1	12
2018	0	0	0.0	0	0
TOTAL	**5**	**19**	**3.8**	**1**	**13**

CAREER HIGHS - RUSHING

Rushes: 1, five times
Rushing Yards: 13, vs. BYU (11/28/15)
Rushing TDs: 1, vs. Wyoming (10/14/17)
Long Rush: 13, vs. BYU (11/28/15)

CAREER STATS - TOTAL OFFENSE

Year	Rush	Pass	Rec	Total	Avg/G
2015	6	0	0	6	0.5
2016	0	12	0	12	12.0
2017	13	0	29	42	8.4
2018	0	0	40	40	13.3
TOTAL	**19**	**12**	**69**	**100**	**9.1**

CAREER STATS - DEFENSE

Year	UA-AT-TT	TFL	Sack	INT	PB	FF	FR
2015	0-0-0	0.0-0	0.0-0	0-0	0	0	0
2016	0-0-0	0.0-0	0.0-0	0-0	0	0	0
2017	3-3-6	0.0-0	0.0-0	0-0	0	1	0
2018	1-0-1	0.0-0	0.0-0	0-0	0	0	0
TOTAL	**4-3-7**	**0.0-0**	**0.0-0**	**0-0**	**0**	**0**	**0**

CAREER HIGHS - DEFENSE

Tackles: 3, vs. BYU (9/29/17)
Blocked Kick: 1, two times

GAME-BY-GAME RECEIVING

2018	G/GS	Rec	Yds	Avg	TD	LG
at MSU	2/0	3	17	5.7	0	11
NMSU	1/0	0	0	0.0	0	0
TTU	1/0	3	23	7.7	0	11
AFA	0/0	0	0	0.0	0	0
at BYU	0/0	0	0	0.0	0	0
UNLV	1/0	0	0	0.0	0	0
at WYO	1/0	0	0	0.0	0	0
UNM	0/0	0	0	0.0	0	0
at UH	0/0	0	0	0.0	0	0
SJSU	0/0	0	0	0.0	0	0
at CSU	0/0	0	0	0.0	0	0
at BSU	0/0	0	0	0.0	0	0
2017		**Rec**	**Yds**	**Avg**	**TD**	**LG**
at WIS		0	0	0.0	0	0
ISU		0	0	0.0	0	0
at WF		0	0	0.0	0	0
at SJSU		0	0	0.0	0	0
BYU		0	0	0.0	0	0
CSU		0	0	0.0	0	0
WYO		0	0	0.0	0	0
at UNLV		0	0	0.0	0	0
BSU		0	0	0.0	0	0
at UNM		0	0	0.0	0	0

UH	0	0	0.0	0	0
at AFA	1	20	20.0	0	20
vs NMSU	1	9	9.0	0	9

GAME-BY-GAME PASSING

2016	Cmp	Att	Pct	Yds	TD	INT	LG
WSU	0	0	0.0	0	0	0	0
at USC	0	0	0.0	0	0	0	0
ASU	0	0	0.0	0	0	0	0
AFA	1	1	1.000	12	0	0	12
at BSU	0	0	0.0	0	0	0	0
at CSU	0	0	0.0	0	0	0	0
FS	0	0	0.0	0	0	0	0
SDSU	0	0	0.0	0	0	0	0
at WYO	0	0	0.0	0	0	0	0
UNM	0	0	0.0	0	0	0	0
at NEV	0	0	0.0	0	0	0	0
at BYU	0	0	0.0	0	0	0	0

GAME-BY-GAME RUSHING

2018	Att	Yds	Avg	TD	LG
at MSU	0	0	0.0	0	0
NMSU	0	0	0.0	0	0
TTU	0	0	0.0	0	0
AFA	0	0	0.0	0	0
at BYU	0	0	0.0	0	0
UNLV	0	0	0.0	0	0
at WYO	0	0	0.0	0	0
UNM	0	0	0.0	0	0
at UH	0	0	0.0	0	0
SJSU	0	0	0.0	0	0
at CSU	0	0	0.0	0	0
at BSU	0	0	0.0	0	0

2017	Att	Yds	Avg	TD	LG
at WIS	0	0	0.0	0	0
ISU	1	-3	-3.0	0	0
at WF	0	0	0.0	0	0
at SJSU	0	0	0.0	0	0
BYU	0	0	0.0	0	0
CSU	0	0	0.0	0	0
WYO	1	4	4.0	1	4
at UNLV	0	0	0.0	0	0
BSU	0	0	0.0	0	0
at UNM	0	0	0.0	0	0
UH	1	12	12.0	0	12
at AFA	0	0	0.0	0	0
vs NMSU	0	0	0.0	0	0

2015	Att	Yds	Avg	TD	LG
SUU	0	0	0.0	0	0
at Utah	0	0	0.0	0	0
at Wash	0	0	0.0	0	0
CSU	0	0	0.0	0	0
at FS	0	0	0.0	0	0
BSU	0	0	0.0	0	0
at SDSU	0	0	0.0	0	0
WYO	0	0	0.0	0	0
at UNM	0	0	0.0	0	0
at AFA	0	0	0.0	0	0
NEV	0	0	0.0	0	0
BYU	1	13	13.0	0	13
vs. AKR	1	-7	-7.0	0	0

GAME-BY-GAME DEFENSE

2018	U-A-T	TFL	Sack	INT	PB	QH	F/R
at MSU	1-0-1	0.0-0	0.0-0	0	0	0	0/0
NMSU	0-0-0	0.0-0	0.0-0	0	0	0	0/0
TTU	0-0-0	0.0-0	0.0-0	0	0	0	0/0
AFA	0-0-0	0.0-0	0.0-0	0	0	0	0/0
at BYU	0-0-0	0.0-0	0.0-0	0	0	0	0/0
UNLV	0-0-0	0.0-0	0.0-0	0	0	0	0/0
at WYO	0-0-0	0.0-0	0.0-0	0	0	0	0/0
UNM	0-0-0	0.0-0	0.0-0	0	0	0	0/0
at UH	0-0-0	0.0-0	0.0-0	0	0	0	0/0
SJSU	0-0-0	0.0-0	0.0-0	0	0	0	0/0
at CSU	0-0-0	0.0-0	0.0-0	0	0	0	0/0
at BSU	0-0-0	0.0-0	0.0-0	0	0	0	0/0

2017	U-A-T	TFL	Sack	INT	PB	QH	F/R
at WIS	0-0-0	0.0-0	0.0-0	0	0	0	0/0
ISU	0-0-0	0.0-0	0.0-0	0	0	0	0/0
at WF	0-0-0	0.0-0	0.0-0	0	0	0	0/0
at SJSU	0-0-0	0.0-0	0.0-0	0	0	0	0/0
BYU	1-2-3	0.0-0	0.0-0	0	0	0	0/0
CSU	0-0-0	0.0-0	0.0-0	0	0	0	0/0
WYO	0-0-0	0.0-0	0.0-0	0	0	0	0/0
at UNLV	0-0-0	0.0-0	0.0-0	0	0	0	0/0
BSU	0-0-0	0.0-0	0.0-0	0	0	0	0/0
at UNM	2-0-2	0.0-0	0.0-0	0	0	0	0/0
UH	0-1-1	0.0-0	0.0-0	0	0	0	0/0
at AFA	0-0-0	0.0-0	0.0-0	0	0	0	0/0
vs NMSU	0-0-0	0.0-0	0.0-0	0	0	0	0/0

DEVIN HECKSTALL 13

WR • 6-5 • 205 • JR-JC
Baltimore, Md.
(Mount Saint Joseph HS)
(LA Valley CC)

CAREER STATS - RECEIVING

Year	G/GS	Rec	Yds	Avg	TD	Long
2018	6/0	3	9	3.0	0	4

CAREER HIGHS - RECEIVING

Receptions: 1, three times
Yards: 4, vs. New Mexico State (9/8/18)
Long Catch: 4, vs. New Mexico State (9/8/18)

GAME-BY-GAME RECEIVING

2018	G/GS	Rec	Yds	Avg	TD	LG
at MSU	1/0	0	0	0.0	0	0
NMSU	1/0	1	4	4.0	0	4
TTU	1/0	1	4	4.0	0	4
AFA	0/0	0	0	0.0	0	0
at BYU	1/0	0	0	0.0	0	0
UNLV	1/0	1	1	1.0	0	1
at WYO	1/0	0	0	0.0	0	0
UNM	0/0	0	0	0.0	0	0
at UH	0/0	0	0	0.0	0	0
SJSU	0/0	0	0	0.0	0	0
at CSU	0/0	0	0	0.0	0	0
at BSU	0/0	0	0	0.0	0	0

ZAHODRI JACKSON 14

S • 5-10 • 190 • FR-RS
Sarasota, Fla.
(Riverview HS)

CAREER STATS - DEFENSE

Year	G/GS	UA-AT-TT	TFL	Sack	INT	PB	FF	FR
2018	7/0	2-1-3	0.0-0	0.0-0	0-0	0	0	0

CAREER HIGHS - DEFENSE

Tackles: 1, three times

GAME-BY-GAME DEFENSE

2018	G/GS	U-A-T	TFL	Sack	INT	PB	QH	F/R
at MSU	1/0	0-0-0	0.0-0	0.0-0	0	0	0	0/0
NMSU	1/0	1-0-1	0.0-0	0.0-0	0	0	0	0/0
TTU	1/0	1-0-1	0.0-0	0.0-0	0	0	0	0/0
AFA	1/0	0-0-0	0.0-0	0.0-0	0	0	0	0/0
at BYU	1/0	0-0-0	0.0-0	0.0-0	0	0	0	0/0
UNLV	1/0	0-0-0	0.0-0	0.0-0	0	0	0	0/0
at WYO	1/0	0-1-1	0.0-0	0.0-0	0	0	0	0/0
UNM	0/0	0-0-0	0.0-0	0.0-0	0	0	0	0/0
at UH	0/0	0-0-0	0.0-0	0.0-0	0	0	0	0/0
SJSU	0/0	0-0-0	0.0-0	0.0-0	0	0	0	0/0
at CSU	0/0	0-0-0	0.0-0	0.0-0	0	0	0	0/0
at BSU	0/0	0-0-0	0.0-0	0.0-0	0	0	0	0/0

BARON GAJKOWSKI 15

S • 6-1 • 205 • SO-1L
Alpine, Utah
(Lone Peak HS)

CAREER STATS - DEFENSE

Year	G/GS	UA-AT-TT	TFL	Sack	INT	PB	FF	FR
2017	12/2	25-25-50	2.5-13	1.0-11	1-13	1	1	1
2018	4/0	2-1-3	0.0-0	0.0-0	0-0	0	0	0
TOTAL	**16/2**	**27-26-53**	**2.5-13**	**1.0-11**	**1-13**	**1**	**1**	**1**

CAREER HIGHS - DEFENSE

Tackles: 11, vs. Boise State (10/28/17)
Sacks: 1.0, at San José State (9/23/17)
TFL: 1.5, vs. Boise State (10/28/17)
INT: 1, at San José State (9/23/17)
PBU: 1, at New Mexico (11/4/17)
FF: 1, at San José State (9/23/17)
FR: 1, at San José State (9/23/17)
QBH: 1, vs. Wyoming (10/14/17)
TD: 1, vs. UNLV (10/13/18)

GAME-BY-GAME DEFENSE

2018	G/GS	U-A-T	TFL	Sack	INT	PB	QH	F/R
at MSU	1/0	1-1-2	0.0-0	0.0-0	0	0	0	0/0
NMSU	0/0	0-0-0	0.0-0	0.0-0	0	0	0	0/0
TTU	0/0	0-0-0	0.0-0	0.0-0	0	0	0	0/0
AFA	0/0	0-0-0	0.0-0	0.0-0	0	0	0	0/0
at BYU	1/0	1-0-1	0.0-0	0.0-0	0	0	0	0/0
UNLV	1/0	0-0-0	0.0-0	0.0-0	0	0	0	0/0
at WYO	1/0	0-0-0	0.0-0	0.0-0	0	0	0	0/0
UNM	0/0	0-0-0	0.0-0	0.0-0	0	0	0	0/0
at UH	0/0	0-0-0	0.0-0	0.0-0	0	0	0	0/0
SJSU	0/0	0-0-0	0.0-0	0.0-0	0	0	0	0/0
at CSU	0/0	0-0-0	0.0-0	0.0-0	0	0	0	0/0
at BSU	0/0	0-0-0	0.0-0	0.0-0	0	0	0	0/0

2017	G/GS	U-A-T	TFL	Sack	INT	PB	QH	F/R
at WIS	1/0	1-0-1	0.0-0	0.0-0	0	0	0	0/0
ISU	1/0	0-3-3	0.0-0	0.0-0	0	0	0	0/0
at WF	1/0	1-0-1	0.0-0	0.0-0	0	0	0	0/0
at SJSU	1/0	2-1-3	1.0-11	1.0-11	1	0	0	1/1
BYU	1/0	3-2-5	0.0-0	0.0-0	0	0	0	0/0
CSU	1/0	3-1-4	0.0-0	0.0-0	0	0	0	0/0
WYO	1/0	0-3-3	0.0-0	0.0-0	0	0	1	0/0
at UNLV	1/0	4-1-5	0.0-0	0.0-0	0	0	0	0/0
BSU	1/0	6-5-11	1.5-2	0.0-0	0	0	0	0/0
at UNM	1/1	3-3-6	0.0-0	0.0-0	0	1	0	0/0
UH	1/0	2-3-5	0.0-0	0.0-0	0	0	0	0/0
at AFA	1/1	0-3-3	0.0-0	0.0-0	0	0	0	0/0
vs NMSU	1/0	0-0-0	0.0-0	0.0-0	0	0	0	0/0

JORDAN NATHAN 16

WR • 5-9 • 180 • SO-1L
Monrovia, Calif.
(Monrovia HS)

CAREER STATS - RECEIVING

Year	G/GS	Rec	Yds	Avg	TD	Long
2017	13/12	25	324	13.0	2	75
2018	7/5	16	165	10.3	1	28
TOTAL	**20/17**	**41**	**489**	**11.9**	**3**	**75**

CAREER HIGHS - RECEIVING

Receptions: 6, vs. Idaho State (9/7/17)
Yards: 92, at UNLV (10/21/17)
Receiving TDs: 1, three times
Long Catch: 75, at UNLV (10/21/17)

CAREER STATS - RUSHING

Year	Rush	Yds	Avg	TD	Long
2017	7	30	4.3	0	19
2018	0	0	0.0	0	0
TOTAL	**7**	**30**	**4.3**	**0**	**19**

CAREER HIGHS - RUSHING
Rushes: 3, at Wisconsin (9/1/17)
Rushing Yards: 15, at Wisconsin (9/1/17)
Long Rush: 19, at Wisconsin (9/1/17)

CAREER STATS - PUNT RETURNS

Year	Ret	Yds	Avg	TD	Long
2017	23	196	8.5	0	70
2018	13	147	11.3	1	59
TOTAL	**36**	**343**	**9.5**	**1**	**70**

CAREER HIGHS - PUNT RETURNS
Returns: 6, vs. New Mexico State (12/29/17)
Yards: 92, at UNLV (10/21/17)
TD: 1, vs. Tennessee Tech (9/13/18)
Long Return: 70, at UNLV (10/21/17)

CAREER STATS - KICKOFF RETURNS

Year	Ret	Yds	Avg	TD	LG
2018	1	5	5.0	0	5

CAREER HIGHS - KICKOFF RETURNS
Returns: 1, vs. UNLV (10/13/18)
Yards: 5, vs. UNLV (10/13/18)
Long Return: 5, vs. UNLV (10/13/18)

GAME-BY-GAME RECEIVING

2018	G/GS	Rec	Yds	Avg	TD	LG
at MSU	1/1	4	64	16.0	0	28
NMSU	1/1	2	17	8.5	0	15
TTU	1/1	3	30	10.0	0	12
AFA	1/1	2	23	11.5	0	15
at BYU	1/1	0	0	0.0	0	0
UNLV	1/0	2	19	9.5	1	24
at WYO	1/0	3	12	4.0	0	7
UNM	0/0	0	0	0.0	0	0
at UH	0/0	0	0	0.0	0	0
SJSU	0/0	0	0	0.0	0	0
at CSU	0/0	0	0	0.0	0	0
at BSU	0/0	0	0	0.0	0	0

2017	G/GS	Rec	Yds	Avg	TD	LG
at WIS	1/1	3	23	7.7	0	15
ISU	1/1	6	63	10.5	1	19
at WF	1/1	2	13	6.5	0	8
at SJSU	1/1	5	34	6.8	0	21
BYU	1/1	0	0	0.0	0	0
CSU	1/1	0	10	10.0	0	0
WYO	1/1	0	0	0.0	0	0
at UNLV	1/1	3	92	30.7	1	75
BSU	1/1	2	45	22.5	0	34
at UNM	1/1	2	15	7.5	0	13
UH	1/1	1	14	14.0	0	14
at AFA	1/1	1	15	15.0	0	15
vs NMSU	0/0	0	0	0	0	0

GAME-BY-GAME RUSHING

2018	Att	Yds	Avg	TD	LG
at MSU	0	0	0.0	0	0
NMSU	0	0	0.0	0	0
TTU	0	0	0.0	0	0
AFA	0	0	0.0	0	0
at BYU	0	0	0.0	0	0
UNLV	0	0	0.0	0	0
at WYO	0	0	0.0	0	0
UNM	0	0	0.0	0	0
at UH	0	0	0.0	0	0
SJSU	0	0	0.0	0	0
at CSU	0	0	0.0	0	0
at BSU	0	0	0.0	0	0

2017	Att	Yds	Avg	TD	LG
at WIS	3	15	5.0	0	19
ISU	0	0	0.0	0	0
at WF	1	-2	-2.0	0	0
at SJSU	1	10	10.0	0	10
BYU	1	7	7.0	0	7
CSU	0	0	0.0	0	0
WYO	0	0	0.0	0	0
at UNLV	0	0	0.0	0	0
BSU	0	0	0.0	0	0
at UNM	0	0	0.0	0	0
UH	1	0	0.0	0	0
at AFA	0	0	0.0	0	0
vs NMSU	0	0	0.0	0	0

GAME-BY-GAME PUNT RETURNS

2018	Ret	Yds	Avg	TD	LG
at MSU	1	13	13.0	0	13
NMSU	3	45	15.0	0	35
TTU	3	74	24.7	1	59
AFA	1	1	1.0	0	1
at BYU	0	0	0.0	0	0
UNLV	0	0	0.0	0	0
at WYO	0	0	0.0	0	0
UNM	0	0	0.0	0	0
at UH	0	0	0.0	0	0
SJSU	0	0	0.0	0	0
at CSU	0	0	0.0	0	0
at BSU	0	0	0.0	0	0

2017	Ret	Yds	Avg	TD	LG
at WIS	0	0	0.0	0	0
ISU	3	40	13.3	0	20
at WF	1	20	20.0	0	20
at SJSU	0	0	0.0	0	0
BYU	2	1	0.5	0	2
CSU	2	10	5.0	0	7
WYO	1	10	10.0	0	10
at UNLV	2	92	46.0	0	70
BSU	3	-3	-1.0	0	1
at UNM	1	8	8.0	0	8
UH	2	2	1.0	0	6
at AFA	0	0	0.0	0	0
vs NMSU	6	16	0.4	0	5

GAME-BY-GAME KICKOFF RETURNS

2018	Ret	Yds	Avg	TD	LG
at MSU	0	0	0.0	0	0
NMSU	0	0	0.0	0	0
TTU	0	0	0.0	0	0
AFA	0	0	0.0	0	0
at BYU	0	0	0.0	0	0
UNLV	1	5	5.0	0	5
at WYO	0	0	0.0	0	0
UNM	0	0	0.0	0	0
at UH	0	0	0.0	0	0
SJSU	0	0	0.0	0	0
at CSU	0	0	0.0	0	0
at BSU	0	0	0.0	0	0

TAYLOR COMPTON 17
WR • 5-8 • 175 • SO-SQ
Logan, Utah
(Logan HS)

CAREER STATS - RECEIVING

Year	G/GS	Rec	Yds	Avg	TD	Long
2017	2/0	0	0	0.0	0	0
2018	7/0	2	15	7.5	0	10
TOTAL	**9/0**	**2**	**15**	**7.5**	**0**	**10**

CAREER HIGHS - RECEIVING
Receptions: 1, two times
Receiving Yards: 10, vs. Air Force (9/22/18)
Long Catch: 10, vs. Air Force (9/22/18)

GAME-BY-GAME RECEIVING

2018	G/GS	Rec	Yds	Avg	TD	LG
at MSU	1/0	0	0	0.0	0	0
NMSU	1/0	0	0	0.0	0	0
TTU	1/0	0	0	0.0	0	0
AFA	1/0	1	10	10.0	0	10
at BYU	1/0	0	0	0.0	0	0
UNLV	1/0	1	5	5.0	0	5
at WYO	1/0	0	0	0.0	0	0
UNM	0/0	0	0	0.0	0	0
at UH	0/0	0	0	0.0	0	0
SJSU	0/0	0	0	0.0	0	0
at CSU	0/0	0	0	0.0	0	0
at BSU	0/0	0	0	0.0	0	0

2017	G/GS	Rec	Yds	Avg	TD	LG
at WIS	0/0	0	0	0.0	0	0
ISU	1/0	0	0	0.0	0	0
at WF	0/0	0	0	0.0	0	0
at SJSU	0/0	0	0	0.0	0	0
BYU	0/0	0	0	0.0	0	0
CSU	0/0	0	0	0.0	0	0
WYO	1/0	0	0	0.0	0	0
at UNLV	0/0	0	0	0.0	0	0
BSU	0/0	0	0	0.0	0	0
at UNM	0/0	0	0	0.0	0	0
UH	0/0	0	0	0.0	0	0
at AFA	0/0	0	0	0.0	0	0
vs NMSU	0/0	0	0	0	0	0

DEVEN THOMPKINS 19
WR • 5-7 • 155 • FR-HS
Fort Myers, Fla.
(Dunbar HS)

CAREER STATS - RECEIVING

Year	G/GS	Rec	Yds	Avg	TD	Long
2018	7/0	5	42	8.4	0	12

CAREER HIGHS - RECEIVING
Receptions: 2, vs. New Mexico State (9/8/18)
Yards: 15, vs. New Mexico State (9/8/18)
Long Catch: 12, vs. UNLV (10/13/18)

CAREER STATS - RUSHING

Year	G	Rush	Yds	Avg	TD	Long
2018	6	2	30	15.0	0	27

CAREER HIGHS - RUSHING
Rushes: 1, two times
Yards: 27, vs. Tennessee Tech (9/13/18)
Long Rush: 27, vs. Tennessee Tech (9/13/18)

CAREER STATS - PUNT RETURNS

Year	Ret	Yds	Avg	TD	Long
2018	4	44	11.0	0	17

CAREER HIGHS - PUNT RETURNS
Returns: 2, vs. UNLV (10/13/18)
Yards: 25, vs. UNLV (10/13/18)
Long Return: 17, vs. Tennessee Tech (9/13/18)

CAREER STATS - KICKOFF RETURNS

Year	Ret	Yds	Avg	TD	LG
2018	1	20	20.0	0	20

CAREER HIGHS - KICKOFF RETURNS
Returns: 1, vs. Tennessee Tech (9/13/18)
Yards: 20, vs. Tennessee Tech (9/13/18)
Long Return: 20, vs. Tennessee Tech (9/13/18)

GAME-BY-GAME RECEIVING

2018	G/GS	Rec	Yds	Avg	TD	LG
at MSU	1/0	0	0	0.0	0	0
NMSU	1/0	2	15	7.5	0	8
TTU	1/0	1	7	7.0	0	7
AFA	1/0	1	8	8.0	0	8
at BYU	1/0	0	0	0.0	0	0
UNLV	1/0	1	12	12.0	0	12
at WYO	1/0	0	0	0.0	0	0
UNM	0/0	0	0	0.0	0	0
at UH	0/0	0	0	0.0	0	0
SJSU	0/0	0	0	0.0	0	0
at CSU	0/0	0	0	0.0	0	0
at BSU	0/0	0	0	0.0	0	0

GAME-BY-GAME RUSHING

2018	G	Att	Yds	Avg	TD	LG
at MSU	1	0	0	0.0	0	0
NMSU	1	0	0	0.0	0	0
TTU	1	1	27	27.0	0	27
AFA	1	0	0	0.0	0	0
at BYU	1	1	3	3.0	0	3
UNLV	0	0	0	0.0	0	0
at WYO	0	0	0	0.0	0	0
UNM	0	0	0	0.0	0	0
at UH	0	0	0	0.0	0	0
SJSU	0	0	0	0.0	0	0
at CSU	0	0	0	0.0	0	0
at BSU	0	0	0	0.0	0	0

GAME-BY-GAME PUNT RETURNS

2018	Ret	Yds	Avg	TD	LG
at MSU	0	0	0.0	0	0
NMSU	1	2	2.0	0	2
TTU	1	17	17.0	0	17
AFA	0	0	0.0	0	0
at BYU	0	0	0.0	0	0
UNLV	2	25	12.5	0	0
at WYO	0	0	0.0	0	0
UNM	0	0	0.0	0	0
at UH	0	0	0.0	0	0
SJSU	0	0	0.0	0	0
at CSU	0	0	0.0	0	0
at BSU	0	0	0.0	0	0

GAME-BY-GAME KICKOFF RETURNS

2018	Ret	Yds	Avg	TD	LG
at MSU	0	0	0.0	0	0
NMSU	0	0	0.0	0	0
TTU	1	20	20.0	0	20
AFA	0	0	0.0	0	0
at BYU	0	0	0.0	0	0
UNLV	0	0	0.0	0	0
at WYO	0	0	0.0	0	0
UNM	0	0	0.0	0	0
at UH	0	0	0.0	0	0
SJSU	0	0	0.0	0	0
at CSU	0	0	0.0	0	0
at BSU	0	0	0.0	0	0

TRE MILLER 20

RB • 6-1 • 215 • SO-1L
St. George, Utah
(Dixie HS)

CAREER STATS - RUSHING

Year	G/GS	Rush	Yds	Avg	TD	Long
2017	7/0	30	116	3.9	0	18
2018	3/0	7	33	4.7	1	8
TOTAL	**10/0**	**37**	**149**	**4.0**	**1**	**18**

CAREER HIGHS - RUSHING

Rushes: 11, at UNLV (10/21/17)
Yards: 48, at UNLV (10/21/17)
Rushing TD: 1, vs. Tennessee Tech (9/13/18)
Long Rush: 18, vs. Boise State (10/28/17)

CAREER STATS - RECEIVING

Year	Rec	Yds	Avg	TD	Long
2017	2	5	2.5	0	8
2018	0	0	0.0	0	0
TOTAL	**2**	**5**	**2.5**	**0**	**8**

CAREER HIGHS - RECEIVING

Receptions: 1, two times
Receiving Yards: 8, vs. Wyoming (10/14/17)
Long Catch: 8, vs. Wyoming (10/14/17)

GAME-BY-GAME RUSHING

2018	G/GS	Att	Yds	Avg	TD	LG
at MSU	1/0	0	0	0.0	0	0
NMSU	1/0	3	18	6.0	0	8
TTU	1/0	4	15	3.8	1	6
AFA	0/0	0	0	0.0	0	0
at BYU	0/0	0	0	0.0	0	0
UNLV	0/0	0	0	0.0	0	0
at WYO	0/0	0	0	0.0	0	0
UNM	0/0	0	0	0.0	0	0
at UH	0/0	0	0	0.0	0	0
SJSU	0/0	0	0	0.0	0	0
at CSU	0/0	0	0	0.0	0	0
at BSU	0/0	0	0	0.0	0	0

2017	G/GS	Att	Yds	Avg	TD	LG
at WIS	0/0	0	0	0.0	0	0
ISU	0/0	0	0	0.0	0	0
at WF	0/0	0	0	0.0	0	0
at SJSU	0/0	0	0	0.0	0	0
BYU	0/0	0	0	0.0	0	0
CSU	0/0	0	0	0.0	0	0
WYO	1/0	2	5	2.5	0	4
at UNLV	1/0	11	48	4.4	0	12
BSU	1/0	7	40	5.7	0	18
at UNM	1/0	4	1	0.3	0	3
UH	1/0	4	19	4.8	0	8
at AFA	1/0	1	2	2.0	0	2
vs NMSU	1/0	1	1	1.0	0	0

GAME-BY-GAME RECEIVING

2018	Rec	Yds	Avg	TD	LG
at MSU	0	0	0.0	0	0
NMSU	0	0	0.0	0	0
TTU	0	0	0.0	0	0
AFA	0	0	0.0	0	0
at BYU	0	0	0.0	0	0
UNLV	0	0	0.0	0	0
at WYO	0	0	0.0	0	0
UNM	0	0	0.0	0	0
at UH	0	0	0.0	0	0
SJSU	0	0	0.0	0	0
at CSU	0	0	0.0	0	0
at BSU	0	0	0.0	0	0

2017	Rec	Yds	Avg	TD	LG
at WIS	0	0	0.0	0	0
ISU	0	0	0.0	0	0
at WF	0	0	0.0	0	0
at SJSU	0	0	0.0	0	0
BYU	0	0	0.0	0	0
CSU	0	0	0.0	0	0
WYO	1	8	8.0	0	8
at UNLV	0	0	0.0	0	0
BSU	0	0	0.0	0	0
at UNM	0	0	0.0	0	0
UH	1	-3	-3.0	0	0
at AFA	0	0	0.0	0	0
vs NMSU	0	0	0	0	0

JALEN GREENE 21

WR • 6-2 • 205 • SR-TR
Inglewood, Calif.
(Serra HS)
(USC)

CAREER STATS - RECEIVING

Year	G/GS	Rec	Yds	Avg	TD	Long
2018	7/7	22	312	14.2	3	80

CAREER HIGHS - RECEIVING

Receptions: 5, two times
Yards: 132, vs. UNLV (10/13/18)
Receiving TDs: 1, three times
Long Catch: 80, vs. UNLV (10/13/18)

GAME-BY-GAME RECEIVING

2018	G/GS	Rec	Yds	Avg	TD	LG
at MSU	1/1	3	40	13.3	0	21
NMSU	1/1	1	14	14.0	1	14
TTU	1/1	4	31	7.8	0	11
AFA	1/1	4	42	10.5	0	15
at BYU	1/1	5	53	10.6	1	17
UNLV	1/1	5	132	0.0	0	0
at WYO	1/1	0	0	0.0	0	0
UNM	0/0	0	0	0.0	0	0
at UH	0/0	0	0	0.0	0	0
SJSU	0/0	0	0	0.0	0	0
at CSU	0/0	0	0	0.0	0	0
at BSU	0/0	0	0	0.0	0	0



ELTORO ALLEN 22

RB • 5-9 • 185 • SR-1L
Elk Grove, Calif.
(Elk Grove HS)
(Riverside CC)

CAREER STATS - RUSHING

Year	G/GS	Rush	Yds	Avg	TD	Long
2017	9/1	68	284	4.2	1	17
2018	4/0	17	52	3.1	1	13
TOTAL	**13/1**	**85**	**336**	**3.9**	**2**	**17**

CAREER HIGHS - RUSHING

Rushes: 19, vs. Idaho State (9/7/17)
Yards: 103, vs. Idaho State (9/7/17)
Rushing TDs: 1, two times
Long Rush: 17, at San José State (9/23/17)

CAREER STATS - RECEIVING

Year	Rec	Yds	Avg	TD	Long
2017	8	61	7.6	0	17
2018	2	20	10.0	0	11
TOTAL	**10**	**81**	**8.1**	**0**	**17**

CAREER HIGHS - RECEIVING

Receptions: 5, vs. Colorado State (10/7/17)
Receiving Yards: 45, vs. Colorado State (10/7/17)
Long Catch: 17, vs. Colorado State (10/7/17)

GAME-BY-GAME RUSHING

2018	G/GS	Att	Yds	Avg	TD	LG
at MSU	1/0	3	8	2.7	0	3
NMSU	1/0	6	30	5.0	1	13
TTU	0/0	0	0	0.0	0	0
AFA	0/0	0	0	0.0	0	0
at BYU	1/0	3	6	2.0	0	3
UNLV	1/0	5	8	1.6	0	5
at WYO	0/0	0	0	0.0	0	0
UNM	0/0	0	0	0.0	0	0
at UH	0/0	0	0	0.0	0	0
SJSU	0/0	0	0	0.0	0	0
at CSU	0/0	0	0	0.0	0	0
at BSU	0/0	0	0	0.0	0	0

2017	G/GS	Att	Yds	Avg	TD	LG
at WIS	1/0	2	-3	-1.5	0	1
ISU	1/0	19	103	5.4	1	15
at WF	1/0	13	20	1.5	0	8
at SJSU	1/1	18	89	4.9	0	17
BYU	1/0	6	10	1.7	0	4
CSU	1/0	4	18	4.5	0	11
WYO	1/0	1	15	15.0	0	15
at UNLV	1/0	4	26	6.5	0	14
BSU	1/0	1	6	6.0	0	6
at UNM	0/0	0	0	0.0	0	0
UH	0/0	0	0	0.0	0	0
at AFA	0/0	0	0	0.0	0	0
vs NMSU	0/0	0	0	0.0	0	0

GAME-BY-GAME RECEIVING

2018	Rec	Yds	Avg	TD	LG
at MSU	1	11	11.0	0	11
NMSU	0	0	0.0	0	0
TTU	0	0	0.0	0	0
AFA	0	0	0.0	0	0
at BYU	0	0	0.0	0	0
UNLV	1	9	9.0	0	9
at WYO	0	0	0.0	0	0

UNM	0	0	0.0	0	0
at UH	0	0	0.0	0	0
SJSU	0	0	0.0	0	0
at CSU	0	0	0.0	0	0
at BSU	0	0	0.0	0	0

2017	Rec	Yds	Avg	TD	LG
at WIS	1	11	11.0	0	11
ISU	1	2	2.0	0	2
at WF	0	0	0.0	0	0
at SJSU	0	0	0.0	0	0
BYU	0	0	0.0	0	0
CSU	5	45	9.0	0	17
WYO	0	0	0.0	0	0
at UNLV	0	0	0.0	0	0
BSU	1	3	3.0	0	3
at UNM	0	0	0.0	0	0
UH	0	0	0.0	0	0
at AFA	0	0	0.0	0	0
vs NMSU	0	0	0.0	0	0



GAJE FERGUSON 23

S • 6-0 • 210 • SR-2L
Mendon, Utah
(Mountain Crest HS)
(Snow College)

CAREER STATS - DEFENSE

Year	G/GS	UA-AT-TT	TFL	Sack	INT	PB	FF	FR
2016	8/4	22-18-40	2.0-3	0.0-0	0-0	1	0	0
2017	13/12	40-50-90	2.0-10	1.0-8	0-0	1	1	0
2018	7/6	15-25-40	0.5-0	0.0-0	2-40	1	0	1
TOTAL	**28/22**	**77-93-170**	**4.5-13**	**1.0-8**	**2-40**	**3**	**1**	**1**

CAREER HIGHS - DEFENSE

Tackles: 15, vs. Air Force (9/22/18)
Sacks: 1.0, at New Mexico (11/4/17)
TFL: 1.0, three times
INT: 1, two times
PBU: 1, three times
FF: 1, vs. Hawai'i (11/18/17)
FR: 1, vs. Air Force (9/22/18)
QBH: 1, vs. Tennessee Tech (9/13/18)

GAME-BY-GAME DEFENSE

2018	G/GS	U-A-T	TFL	Sack	INT	PB	QH	F/R
at MSU	1/1	2-4-6	0.0-0	0.0-0	1	0	0	0/0
NMSU	1/0	0-0-0	0.0-0	0.0-0	0	0	0	0/0
TTU	1/1	2-2-4	0.0-0	0.0-0	1	0	1	0/0
AFA	1/1	4-11-15	0.0-0	0.0-0	0	0	0	0/1
at BYU	1/1	3-0-3	0.0-0	0.0-0	0	0	0	0/0
UNLV	1/1	3-3-6	0.0-0	0.0-0	0	0	0	0/0
at WYO	1/1	1-5-6	0.0-0	0.0-0	0	1	0	0/0
UNM	0/0	0-0-0	0.0-0	0.0-0	0	0	0	0/0
at UH	0/0	0-0-0	0.0-0	0.0-0	0	0	0	0/0
SJSU	0/0	0-0-0	0.0-0	0.0-0	0	0	0	0/0
at CSU	0/0	0-0-0	0.0-0	0.0-0	0	0	0	0/0
at BSU	0/0	0-0-0	0.0-0	0.0-0	0	0	0	0/0

2017	G/GS	U-A-T	TFL	Sack	INT	PB	QH	F/R
at WIS	1/1	4-2-6	0.0-0	0.0-0	0	0	0	0/0
ISU	1/0	1-2-3	0.0-0	0.0-0	0	0	0	0/0
at WF	1/1	5-5-10	0.5-2	0.0-0	0	0	0	0/0
at SJSU	1/1	0-4-4	0.0-0	0.0-0	0	0	0	0/0
BYU	1/1	2-7-9	0.0-0	0.0-0	0	0	0	0/0
CSU	1/1	4-9-13	0.0-0	0.0-0	0	0	0	0/0
WYO	1/1	3-4-7	0.0-0	0.0-0	0	0	0	0/0
at UNLV	1/1	2-3-5	0.0-0	0.0-0	0	1	0	0/0
BSU	1/1	2-5-7	0.5-0	0.0-0	0	0	0	0/0
at UNM	1/1	5-3-8	1.0-8	1.0-8	0	0	0	0/0
UH	1/1	3-5-8	0.0-0	0.0-0	0	0	0	1/0
at AFA	1/1	5-1-6	0.0-0	0.0-0	0	0	0	0/0
vs NMSU	1/1	4-0-4	0.0-0	0.0-0	0	0	0	0/0

2016	G/GS	U-A-T	TFL	Sack	INT	PD	QH	F/R
WSU	1/0	0-3-3	0.0-0	0.0-0	0	0	0	0/0
at USC	1/0	0-0-0	0.0-0	0.0-0	0	0	0	0/0
ASU	0/0	0-0-0	0.0-0	0.0-0	0	0	0	0/0
AFA	0/0	0-0-0	0.0-0	0.0-0	0	0	0	0/0
at BSU	0/0	0-0-0	0.0-0	0.0-0	0	0	0	0/0
at CSU	0/0	0-0-0	0.0-0	0.0-0	0	0	0	0/0
FS	1/0	0-0-0	0.0-0	0.0-0	0	0	0	0/0
SDSU	1/0	2-3-5	0.0-0	0.0-0	0	0	0	0/0
at WYO	1/1	6-4-10	1.0-2	0.0-0	0	1	0	0/0
UNM	1/1	5-6-11	0.0-0	0.0-0	0	0	0	0/0
at NEV	1/1	2-1-3	1.0-1	0.0-0	0	0	0	0/0
at BYU	1/1	7-1-8	0.0-0	0.0-0	0	0	0	0/0

DALTON BAKER 24

DE • 6-4 • 265 • JR-2L
Payson, Utah
(Payson HS)

CAREER STATS - DEFENSE

Year	G/GS	UA-AT-TT	TFL	Sack	INT	PB	FF	FR
2016	8/0	0-0-0	0.0-0	0.0-0	0-0	0	0	0
2017	13/4	10-20-30	1.0-3	0.0-0	0-0	0	0	0
2018	7/1	6-15-21	1.0-2	0.0-0	0-0	0	1	0
TOTAL	**28/5**	**16-35-51**	**1.0-5**	**0.0-0**	**0-0**	**0**	**1**	**0**

CAREER HIGHS - DEFENSE

Tackles: 8, vs. Air Force (9/22/18)
TFL: 1.0, two times
FF: 1, vs. Tennessee Tech (9/13/18)
QBH: 1, two times

GAME-BY-GAME DEFENSE

2018	G/GS	U-A-T	TFL	Sack	INT	PB	QH	F/R
at MSU	1/0	1-2-3	0.0-0	0.0-0	0	0	0	0/0
NMSU	1/0	0-1-1	0.0-0	0.0-0	0	0	0	0/0
TTU	1/0	1-2-3	0.0-0	0.0-0	0	0	0	1/0
AFA	1/1	2-6-8	1.0-2	0.0-0	0	0	1	0/0
at BYU	1/0	1-0-1	0.0-0	0.0-0	0	0	0	0/0
UNLV	1/0	0-3-3	0.0-0	0.0-0	0	0	0	0/0
at WYO	1/0	1-1-2	0.0-0	0.0-0	0	0	0	0/0
UNM	0/0	0-0-0	0.0-0	0.0-0	0	0	0	0/0
at UH	0/0	0-0-0	0.0-0	0.0-0	0	0	0	0/0
SJSU	0/0	0-0-0	0.0-0	0.0-0	0	0	0	0/0
at CSU	0/0	0-0-0	0.0-0	0.0-0	0	0	0	0/0
at BSU	0/0	0-0-0	0.0-0	0.0-0	0	0	0	0/0

2017	G/GS	U-A-T	TFL	Sack	INT	PB	QH	F/R
at WIS	1/0	1-2-3	0.0-0	0.0-0	0	0	0	0/0
ISU	1/1	0-3-3	0.0-0	0.0-0	0	0	1	0/0
at WF	1/0	1-1-2	0.0-0	0.0-0	0	0	0	0/0
at SJSU	1/0	1-1-2	0.0-0	0.0-0	0	0	0	0/0
BYU	1/0	0-1-1	0.0-0	0.0-0	0	0	0	0/0
CSU	1/0	1-6-7	0.0-0	0.0-0	0	0	0	0/0
WYO	1/1	0-0-0	0.0-0	0.0-0	0	0	0	0/0
at UNLV	1/1	0-0-0	0.0-0	0.0-0	0	0	0	0/0
BSU	1/1	1-0-1	0.0-0	0.0-0	0	0	0	0/0
at UNM	1/0	2-4-6	0.0-0	0.0-0	0	0	0	0/0
UH	1/0	1-0-1	0.0-0	0.0-0	0	0	0	0/0
at AFA	1/0	1-0-1	0.0-0	0.0-0	0	0	0	0/0
vs NMSU	1/0	0-0-0	0.0-0	0.0-0	0	0	0	0/0

2016	G/GS	U-A-T	TFL	Sack	INT	PD	QH	F/R
WSU	1/0	0-0-0	0.0-0	0.0-0	0	0	0	0/0
at USC	1/0	0-0-0	0.0-0	0.0-0	0	0	0	0/0
ASU	1/0	0-0-0	0.0-0	0.0-0	0	0	0	0/0
AFA	1/0	0-0-0	0.0-0	0.0-0	0	0	0	0/0
at BSU	1/0	0-0-0	0.0-0	0.0-0	0	0	0	0/0
at CSU	0/0	0-0-0	0.0-0	0.0-0	0	0	0	0/0
FS	0/0	0-0-0	0.0-0	0.0-0	0	0	0	0/0
SDSU	0/0	0-0-0	0.0-0	0.0-0	0	0	0	0/0
at WYO	0/0	0-0-0	0.0-0	0.0-0	0	0	0	0/0
UNM	1/0	0-0-0	0.0-0	0.0-0	0	0	0	0/0
at NEV	1/0	0-0-0	0.0-0	0.0-0	0	0	0	0/0
at BYU	1/0	0-0-0	0.0-0	0.0-0	0	0	0	0/0

SHAQ BOND 25

S • 5-10 • 185 • SO-JC
Decatur, Ill.
(MacArthur HS)
(Southwestern JC)

CAREER STATS - DEFENSE

Year	G/GS	UA-AT-TT	TFL	Sack	INT	PB	FF	FR
2018	7/7	22-12-34	3.0-4	0.0-0	0-0	5	0	0

CAREER HIGHS - DEFENSE

Tackles: 9, at Michigan State (8/31/18)
TFL: 1.0, three times
PBU: 1, five times

GAME-BY-GAME DEFENSE

2018	G/GS	U-A-T	TFL	Sack	INT	PB	QH	F/R
at MSU	1/1	5-4-9	0.0-0	0.0-0	0	1	0	0/0
NMSU	1/1	1-0-1	0.0-0	0.0-0	0	1	0	0/0
TTU	1/1	2-1-3	1.0-2	0.0-0	0	1	0	0/0
AFA	1/1	3-4-7	0.0-0	0.0-0	0	1	0	0/0
at BYU	1/1	4-0-4	0.0-0	0.0-0	0	0	0	0/0
UNLV	1/1	5-1-6	1.0-1	0.0-0	0	0	0	0/0
at WYO	1/1	2-2-4	1.0-1	0.0-0	0	0	0	0/0
UNM	0/0	0-0-0	0.0-0	0.0-0	0	0	0	0/0
at UH	0/0	0-0-0	0.0-0	0.0-0	0	0	0	0/0
SJSU	0/0	0-0-0	0.0-0	0.0-0	0	0	0	0/0
at CSU	0/0	0-0-0	0.0-0	0.0-0	0	0	0	0/0
at BSU	0/0	0-0-0	0.0-0	0.0-0	0	0	0	0/0



CHASE NELSON 26

S • 5-9 • 195 • FR-RS
Logan, Utah
(Logan HS)

CAREER STATS - DEFENSE

Year	G/GS	UA-AT-TT	TFL	Sack	INT	PB	FF	FR
2018	7/0	6-4-10	1.0-7	1.0-7	0-0	0	0	0

CAREER HIGHS - DEFENSE

Tackles: 6, vs. Tennessee Tech (9/13/18)
Sacks: 1.0, vs. Tennessee Tech (9/13/18)
TFL: 1.0, vs. Tennessee Tech (9/13/18)

GAME-BY-GAME DEFENSE

2018	G/GS	U-A-T	TFL	Sack	INT	PB	QH	F/R
at MSU	1/0	0-0-0	0.0-0	0.0-0	0	0	0	0/0
NMSU	1/0	0-0-0	0.0-0	0.0-0	0	0	0	0/0
TTU	1/0	2-4-6	1.0-7	1.0-7	0	0	0	0/0
AFA	1/0	1-0-1	0.0-0	0.0-0	0	0	0	0/0
at BYU	1/0	2-0-2	0.0-0	0.0-0	0	0	0	0/0
UNLV	1/0	1-0-1	0.0-0	0.0-0	0	0	0	0/0
at WYO	1/0	0-0-0	0.0-0	0.0-0	0	0	0	0/0
UNM	0/0	0-0-0	0.0-0	0.0-0	0	0	0	0/0
at UH	0/0	0-0-0	0.0-0	0.0-0	0	0	0	0/0
SJSU	0/0	0-0-0	0.0-0	0.0-0	0	0	0	0/0
at CSU	0/0	0-0-0	0.0-0	0.0-0	0	0	0	0/0
at BSU	0/0	0-0-0	0.0-0	0.0-0	0	0	0	0/0

DEANTE FORTENBERRY 27

CB • 5-9 • 190 • SR-1L
Oakland, Calif.
(Pittsburg HS)
(City College of San Francisco)

CAREER STATS - DEFENSE

Year	G/GS	UA-AT-TT	TFL	Sack	INT	PB	FF	FR
2017	12/0	11-9-20	4.0-20	3.0-19	0-0	1	0	1
2018	7/2	8-2-10	0.0-0	0.0-0	1-75	2	0	0
TOTAL	**19/2**	**19-11-30**	**4.0-20**	**3.0-19**	**1-75**	**3**	**0**	**1**

CAREER HIGHS - DEFENSE

Tackles: 7, vs. Boise State (10/28/17)
Sacks: 2.0, vs. Boise State (10/28/17)
TFL: 3.0, vs. Boise State (10/28/17)
INT: 1, vs. New Mexico State (9/8/18)
PBU: 2, vs. UNLV (10/13/18)
FR: 1, at UNLV (10/21/17)
TD: 1, vs. New Mexico State (9/8/18)

GAME-BY-GAME DEFENSE

2018	G/GS	U-A-T	TFL	Sack	INT	PB	QH	F/R
at MSU	1/0	2-0-2	0.0-0	0.0-0	0	0	0	0/0
NMSU	1/1	0-1-1	0.0-0	0.0-0	1	0	0	0/0
TTU	1/0	1-0-1	0.0-0	0.0-0	0	0	0	0/0
AFA	1/0	0-0-0	0.0-0	0.0-0	0	0	0	0/0
at BYU	1/0	0-0-0	0.0-0	0.0-0	0	0	0	0/0
UNLV	1/0	1-0-1	0.0-0	0.0-0	0	2	0	0/0
at WYO	1/1	4-1-5	0.0-0	0.0-0	0	0	0	0/0
UNM	0/0	0-0-0	0.0-0	0.0-0	0	0	0	0/0
at UH	0/0	0-0-0	0.0-0	0.0-0	0	0	0	0/0
SJSU	0/0	0-0-0	0.0-0	0.0-0	0	0	0	0/0
at CSU	0/0	0-0-0	0.0-0	0.0-0	0	0	0	0/0
at BSU	0/0	0-0-0	0.0-0	0.0-0	0	0	0	0/0

2017	G/GS	U-A-T	TFL	Sack	INT	PB	QH	F/R
at WIS	1/0	0-0-0	0.0-0	0.0-0	0	0	0	0/0
ISU	1/0	0-2-2	0.0-0	0.0-0	0	0	0	0/0
at WF	1/0	0-0-0	0.0-0	0.0-0	0	0	0	0/0
at SJSU	1/0	0-0-0	0.0-0	0.0-0	0	0	0	0/0
BYU	0/0	0-0-0	0.0-0	0.0-0	0	0	0	0/0
CSU	1/0	1-0-1	0.0-0	0.0-0	0	0	0	0/0
WYO	1/0	0-0-0	0.0-0	0.0-0	0	0	0	0/0
at UNLV	1/0	4-1-5	0.0-0	0.0-0	0	0	0	0/1
BSU	1/0	4-3-7	3.0-18	2.0-17	0	0	0	0/0
at UNM	1/0	0-0-0	0.0-0	0.0-0	0	0	0	0/0
UH	1/0	0-3-3	0.0-0	0.0-0	0	0	0	0/0
at AFA	1/0	0-0-0	0.0-0	0.0-0	0	0	0	0/0
vs NMSU	1/0	2-0-2	1.0-2	1.0-2	0	1	0	0/0

MORIAN WALKER, JR. 29

RB • 6-1 • 215 • SO-SQ
San Jose, Calif.
(Valley Christian HS)

CAREER STATS - RUSHING

Year	G/GS	Rush	Yds	Avg	TD	Long
2018	6/0	12	46	3.8	2	20

CAREER HIGHS - RUSHING

Rushes: 5, vs. Tennessee Tech (9/13/18)
Yards: 28, vs. Tennessee Tech (9/13/18)
Rushing TDs: 2, vs. Tennessee Tech (9/13/18)
Long Rush: 20, vs. Tennessee Tech (9/13/18)

CAREER STATS - RECEIVING

Year	Rec	Yds	Avg	TD	Long
2018	1	1	1.0	0	1

CAREER HIGHS - RECEIVING

Receptions: 1, vs. Tennessee Tech (9/13/18)
Receiving Yards: 1, vs. Tennessee Tech (9/13/18)
Long Catch: 1, vs. Tennessee Tech (9/13/18)

GAME-BY-GAME RUSHING

2018	G/GS	Att	Yds	Avg	TD	LG
at MSU	0/0	0	0	0.0	0	0
NMSU	1/0	3	6	2.0	0	6
TTU	1/0	5	28	5.6	2	20
AFA	1/0	0	0	0.0	0	0
at BYU	1/0	0	0	0.0	0	0
UNLV	1/0	4	12	3.0	0	5
at WYO	1/0	0	0	0.0	0	0
UNM	0/0	0	0	0.0	0	0
at UH	0/0	0	0	0.0	0	0
SJSU	0/0	0	0	0.0	0	0
at CSU	0/0	0	0	0.0	0	0
at BSU	0/0	0	0	0.0	0	0

GAME-BY-GAME RECEIVING

2018	Rec	Yds	Avg	TD	LG
at MSU	0	0	0.0	0	0
NMSU	0	0	0.0	0	0
TTU	1	1	1.0	0	1
AFA	0	0	0.0	0	0
at BYU	0	0	0.0	0	0
UNLV	0	0	0.0	0	0
at WYO	0	0	0.0	0	0
UNM	0	0	0.0	0	0
at UH	0	0	0.0	0	0
SJSU	0	0	0.0	0	0
at CSU	0	0	0.0	0	0
at BSU	0	0	0.0	0	0

ANDRE GRAYSON 30

CB • 5-8 • 175 • FR-RS
Payson, Utah
(Payson HS)

CAREER STATS - DEFENSE

Year	G/GS	UA-AT-TT	TFL	Sack	INT	PB	FF	FR
2018	6/0	0-3-3	0.0-0	0.0-0	0-0	0	0	0

CAREER HIGHS - DEFENSE

Tackles: 1, three times

GAME-BY-GAME DEFENSE

2018	G/GS	U-A-T	TFL	Sack	INT	PB	QH	F/R
at MSU	0/0	0-0-0	0.0-0	0.0-0	0	0	0	0/0
NMSU	1/0	0-1-1	0.0-0	0.0-0	0	0	0	0/0
TTU	1/0	0-1-1	0.0-0	0.0-0	0	0	0	0/0
AFA	1/0	0-0-0	0.0-0	0.0-0	0	0	0	0/0
at BYU	1/0	0-0-0	0.0-0	0.0-0	0	0	0	0/0
UNLV	1/0	0-1-1	0.0-0	0.0-0	0	0	0	0/0
at WYO	1/0	0-0-0	0.0-0	0.0-0	0	0	0	0/0
UNM	0/0	0-0-0	0.0-0	0.0-0	0	0	0	0/0
at UH	0/0	0-0-0	0.0-0	0.0-0	0	0	0	0/0
SJSU	0/0	0-0-0	0.0-0	0.0-0	0	0	0	0/0
at CSU	0/0	0-0-0	0.0-0	0.0-0	0	0	0	0/0
at BSU	0/0	0-0-0	0.0-0	0.0-0	0	0	0	0/0

CHANCE PARKER 31

S • 6-1 • 205 • JR-1L
Kaysville, Utah
(Davis HS)

CAREER STATS - DEFENSE

Year	G/GS	UA-AT-TT	TFL	Sack	INT	PB	FF	FR
2017	11/0	1-3-4	0.0-0	0.0-0	0-0	0	0	0
2018	7/0	2-4-6	0.0-0	0.0-0	0-0	0	0	0
TOTAL	**18/0**	**3-7-10**	**0.0-0**	**0.0-0**	**0-0**	**0**	**0**	**0**

CAREER HIGHS - DEFENSE

Tackles: 3, vs. Tennessee Tech (9/13/18)

GAME-BY-GAME DEFENSE

2018	G/GS	U-A-T	TFL	Sack	INT	PB	QH	F/R
at MSU	1/0	0-0-0	0.0-0	0.0-0	0	0	0	0/0
NMSU	1/0	0-2-2	0.0-0	0.0-0	0	0	0	0/0
TTU	1/0	1-2-3	0.0-0	0.0-0	0	0	0	0/0
AFA	1/0	0-0-0	0.0-0	0.0-0	0	0	0	0/0
at BYU	1/0	0-0-0	0.0-0	0.0-0	0	0	0	0/0
UNLV	1/0	1-0-1	0.0-0	0.0-0	0	0	0	0/0
at WYO	1/0	0-0-0	0.0-0	0.0-0	0	0	0	0/0
UNM	0/0	0-0-0	0.0-0	0.0-0	0	0	0	0/0
at UH	0/0	0-0-0	0.0-0	0.0-0	0	0	0	0/0
SJSU	0/0	0-0-0	0.0-0	0.0-0	0	0	0	0/0
at CSU	0/0	0-0-0	0.0-0	0.0-0	0	0	0	0/0
at BSU	0/0	0-0-0	0.0-0	0.0-0	0	0	0	0/0

2017	G/GS	U-A-T	TFL	Sack	INT	PB	QH	F/R
at WIS	1/0	0-0-0	0.0-0	0.0-0	0	0	0	0/0
ISU	1/0	0-2-2	0.0-0	0.0-0	0	0	0	0/0
at WF	1/0	1-0-1	0.0-0	0.0-0	0	0	0	0/0
at SJSU	1/0	0-0-0	0.0-0	0.0-0	0	0	0	0/0
BYU	1/0	0-0-0	0.0-0	0.0-0	0	0	0	0/0
CSU	1/0	0-0-0	0.0-0	0.0-0	0	0	0	0/0
WYO	1/0	0-0-0	0.0-0	0.0-0	0	0	0	0/0
at UNLV	0/0	0-0-0	0.0-0	0.0-0	0	0	0	0/0
BSU	0/0	0-0-0	0.0-0	0.0-0	0	0	0	0/0
at UNM	1/0	0-0-0	0.0-0	0.0-0	0	0	0	0/0
UH	1/0	0-1-1	0.0-0	0.0-0	0	0	0	0/0
at AFA	1/0	0-0-0	0.0-0	0.0-0	0	0	0	0/0
vs NMSU	1/0	0-0-0	0.0-0	0.0-0	0	0	0	0/0

BRAXTON GUNTHER 32

S • 5-10 • 185 • SO-1L
Woods Cross, Utah
(Woods Cross HS)

CAREER STATS - DEFENSE

Year	G/GS	UA-AT-TT	TFL	Sack	INT	PB	FF	FR
2017	12/0	2-9-11	0.0-0	0.0-0	0-0	0	0	0
2018	0/0	0-0-0	0.0-0	0.0-0	0-0	0	0	0
TOTAL	**12/0**	**2-9-11**	**0.0-0**	**0.0-0**	**0-0**	**0**	**0**	**0**

CAREER HIGHS - DEFENSE

Tackles: 3, at San José State (9/23/17)

GAME-BY-GAME DEFENSE

2018	G/GS	U-A-T	TFL	Sack	INT	PB	QH	F/R
at MSU	0/0	0-0-0	0.0-0	0.0-0	0	0	0	0/0
NMSU	0/0	0-0-0	0.0-0	0.0-0	0	0	0	0/0
TTU	0/0	0-0-0	0.0-0	0.0-0	0	0	0	0/0
AFA	0/0	0-0-0	0.0-0	0.0-0	0	0	0	0/0
at BYU	0/0	0-0-0	0.0-0	0.0-0	0	0	0	0/0
UNLV	0/0	0-0-0	0.0-0	0.0-0	0	0	0	0/0
at WYO	0/0	0-0-0	0.0-0	0.0-0	0	0	0	0/0
UNM	0/0	0-0-0	0.0-0	0.0-0	0	0	0	0/0
at UH	0/0	0-0-0	0.0-0	0.0-0	0	0	0	0/0
SJSU	0/0	0-0-0	0.0-0	0.0-0	0	0	0	0/0
at CSU	0/0	0-0-0	0.0-0	0.0-0	0	0	0	0/0
at BSU	0/0	0-0-0	0.0-0	0.0-0	0	0	0	0/0

2017	G/GS	U-A-T	TFL	Sack	INT	PB	QH	F/R
at WIS	1/0	0-0-0	0.0-0	0.0-0	0	0	0	0/0
ISU	1/0	0-1-1	0.0-0	0.0-0	0	0	0	0/0
at WF	1/0	0-1-1	0.0-0	0.0-0	0	0	0	0/0
at SJSU	1/0	0-3-3	0.0-0	0.0-0	0	0	0	0/0
BYU	1/0	0-1-1	0.0-0	0.0-0	0	0	0	0/0
CSU	1/0	0-0-0	0.0-0	0.0-0	0	0	0	0/0
WYO	1/0	0-0-0	0.0-0	0.0-0	0	0	0	0/0
at UNLV	1/0	1-0-1	0.0-0	0.0-0	0	0	0	0/0
BSU	1/0	0-0-0	0.0-0	0.0-0	0	0	0	0/0
at UNM	1/0	1-1-2	0.0-0	0.0-0	0	0	0	0/0
UH	1/0	0-2-2	0.0-0	0.0-0	0	0	0	0/0
at AFA	1/0	0-0-0	0.0-0	0.0-0	0	0	0	0/0
vs NMSU	0/0	0-0-0	0.0-0	0.0-0	0	0	0	0/0



KEVIN MEITZENHEIMER 33

LB • 5-11 • 225 • SO-1L
Moreno Valley, Calif.
(Moreno Valley HS)

CAREER STATS - DEFENSE

Year	G/GS	UA-AT-TT	TFL	Sack	INT	PB	FF	FR
2017	10/0	8-11-19	0.0-0	0.0-0	0-0	0	0	0
2018	3/0	2-1-3	0.0-0	0.0-0	0-0	0	0	0
TOTAL	**13/0**	**10-12-22**	**0.0-0**	**0.0-0**	**0-0**	**0**	**0**	**0**

CAREER HIGHS - DEFENSE

Tackles: 7, at New Mexico (11/4/17)
QBH: 1, vs. UNLV (10/13/18)

GAME-BY-GAME DEFENSE

2018	G/GS	U-A-T	TFL	Sack	INT	PB	QH	F/R
at MSU	0/0	0-0-0	0.0-0	0.0-0	0	0	0	0/0
NMSU	0/0	0-0-0	0.0-0	0.0-0	0	0	0	0/0
TTU	0/0	0-0-0	0.0-0	0.0-0	0	0	0	0/0
AFA	0/0	0-0-0	0.0-0	0.0-0	0	0	0	0/0
at BYU	1/0	1-0-1	0.0-0	0.0-0	0	0	0	0/0
UNLV	1/0	0-1-1	0.0-0	0.0-0	0	0	1	0/0
at WYO	1/0	1-0-1	0.0-0	0.0-0	0	0	0	0/0
UNM	0/0	0-0-0	0.0-0	0.0-0	0	0	0	0/0
at UH	0/0	0-0-0	0.0-0	0.0-0	0	0	0	0/0
SJSU	0/0	0-0-0	0.0-0	0.0-0	0	0	0	0/0
at CSU	0/0	0-0-0	0.0-0	0.0-0	0	0	0	0/0
at BSU	0/0	0-0-0	0.0-0	0.0-0	0	0	0	0/0

2017	G/GS	U-A-T	TFL	Sack	INT	PB	QH	F/R
at WIS	1/0	0-0-0	0.0-0	0.0-0	0	0	0	0/0
ISU	1/0	0-0-0	0.0-0	0.0-0	0	0	0	0/0
at WF	0/0	0-0-0	0.0-0	0.0-0	0	0	0	0/0
at SJSU	0/0	0-0-0	0.0-0	0.0-0	0	0	0	0/0
BYU	0/0	0-0-0	0.0-0	0.0-0	0	0	0	0/0
CSU	1/0	0-0-0	0.0-0	0.0-0	0	0	0	0/0
WYO	1/0	0-0-0	0.0-0	0.0-0	0	0	0	0/0
at UNLV	1/0	0-1-1	0.0-0	0.0-0	0	0	0	0/0
BSU	1/0	0-3-3	0.0-0	0.0-0	0	0	0	0/0
at UNM	1/0	5-2-7	0.0-0	0.0-0	0	0	0	0/0
UH	1/0	0-4-4	0.0-0	0.0-0	0	0	0	0/0
at AFA	1/0	2-1-3	0.0-0	0.0-0	0	0	0	0/0
vs NMSU	1/0	1-0-1	0.0-0	0.0-0	0	0	0	0/0

JUSTEN HERVEY 34

RB • 5-10 • 210 • SR-3L
Beaumont, Texas
(Westbrook HS)

CAREER STATS - RUSHING

Year	G/GS	Rush	Yds	Avg	TD	Long
2015	8/0	14	47	3.4	1	7
2016	11/1	12	113	9.4	1	80
2017	13/0	25	110	4.4	1	13
2018	6/0	8	46	5.8	1	35
TOTAL	**38/1**	**59**	**316**	**5.4**	**4**	**80**

CAREER HIGHS - RUSHING

Rushes: 11, vs. BYU (9/29/17)
Rushing Yards: 84, vs. Weber St. (9/1/16)
Long Rush: 80, vs. Weber St. (9/1/16)
Rushing TDs: 1, four times

CAREER STATS - RECEIVING

Year	Rec	Yds	Avg	TD	Long
2016	1	0	0.0	0	0
2017	1	0	0.0	0	0
2018	1	6	6.0	0	6
TOTAL	**3**	**6**	**2.0**	**0**	**6**

CAREER HIGHS - RECEIVING

Receptions: 1, three times
Receiving Yards: 6, vs. Tennessee Tech (9/13/18)
Long Catch: 6, vs. Tennessee Tech (9/13/18)

CAREER STATS - KICKOFF RETURNS

Year	Ret	Yds	Avg	TD	LG
2015	0	0	0.0	0	0
2016	1	5	5.0	0	5
2017	0	0	0.0	0	0
2018	0	0	0.0	0	0
TOTAL	**1**	**5**	**5.0**	**0**	**5**

CAREER HIGHS - KICKOFF RETURNS

Returns: 1, at Boise St. (10/1/16)
Yards: 5, at Boise St. (10/1/16)
Long Return: 5, at Boise St. (10/1/16)

GAME-BY-GAME RUSHING

2018	G/GS	Att	Yds	Avg	TD	LG
at MSU	1/0	0	0	0.0	0	0
NMSU	1/0	4	-3	-1.5	0	1
TTU	1/0	3	52	17.3	1	35
AFA	1/0	0	0	0.0	0	0
at BYU	1/0	0	0	0.0	0	0
UNLV	1/0	1	-3	-3.0	0	0
at WYO	0/0	0	0	0.0	0	0
UNM	0/0	0	0	0.0	0	0
at UH	0/0	0	0	0.0	0	0
SJSU	0/0	0	0	0.0	0	0
at CSU	0/0	0	0	0.0	0	0
at BSU	0/0	0	0	0.0	0	0

2017	G/GS	Att	Yds	Avg	TD	LG
at WIS	1/0	2	13	6.0	0	7
ISU	1/0	6	13	2.2	0	8
at WF	1/0	1	1	1.0	0	1
at SJSU	1/0	11	55	5.0	0	10
BYU	1/0	2	9	4.5	0	5
CSU	1/0	0	0	0.0	0	0
WYO	1/0	0	0	0.0	0	0
at UNLV	1/0	3	19	6.3	1	13
BSU	1/0	0	0	0.0	0	0
at UNM	1/0	0	0	0.0	0	0
UH	1/0	0	0	0.0	0	0
at AFA	1/0	0	0	0.0	0	0
vs NMSU	1/0	0	0	0.0	0	0

2016	G/GS	Att	Yds	Avg	TD	LG
WSU	1/0	3	84	28.0	1	80
at USC	1/0	4	6	1.5	0	7
ASU	1/0	2	2	1.0	0	2
AFA	1/1	1	26	26.0	0	26
at BSU	1/0	0	0	0.0	0	0
at CSU	1/0	0	0	0.0	0	0
FS	1/0	0	0	0.0	0	0
SDSU	1/0	0	0	0.0	0	0
at WYO	1/0	0	0	0.0	0	0
UNM	1/0	0	0	0.0	0	0
at NEV	1/0	2	-5	-2.5	0	2
at BYU	0/0	0	0	0.0	0	0

2015	G/GS	Att	Yds	Avg	TD	LG
at Utah	1/0	0	0	0.0	0	0
CSU	1/0	0	0	0.0	0	0
at FS	1/0	6	20	3.3	1	5
BSU	1/0	0	0	0.0	0	0
at SDSU	1/0	4	18	4.5	0	7
WYO	1/0	3	14	4.7	0	7
at UNM	1/0	1	-5	-5.0	0	0
NEV	1/0	0	0	0.0	0	0

DNP: SUU, @Wash, @AFA, BYU, vs. AKR

GAME-BY-GAME RECEIVING

2018	Rec	Yds	Avg	TD	LG
at MSU	0	0	0.0	0	0
NMSU	0	0	0.0	0	0
TTU	1	6	6.0	0	6
AFA	0	0	0.0	0	0
at BYU	0	0	0.0	0	0
UNLV	0	0	0.0	0	0
at WYO	0	0	0.0	0	0
UNM	0	0	0.0	0	0
at UH	0	0	0.0	0	0
SJSU	0	0	0.0	0	0
at CSU	0	0	0.0	0	0
at BSU	0	0	0.0	0	0

2017	Rec	Yds	Avg	TD	LG
at WIS	0	0	0.0	0	0
ISU	0	0	0.0	0	0
at WF	0	0	0.0	0	0
at SJSU	1	0	0.0	0	0
BYU	0	0	0.0	0	0
CSU	0	0	0.0	0	0
WYO	0	0	0.0	0	0
at UNLV	0	0	0.0	0	0
BSU	0	0	0.0	0	0
at UNM	0	0	0.0	0	0
UH	0	0	0.0	0	0
at AFA	0	0	0.0	0	0
vs NMSU	0	0	0	0	0

2016	Rec	Yds	Avg	TD	LG
WSU	0	0	0.0	0	0
at USC	0	0	0.0	0	0
ASU	0	0	0.0	0	0
AFA	0	0	0.0	0	0
at BSU	0	0	0.0	0	0
at CSU	1	0	0.0	0	0
FS	0	0	0.0	0	0
SDSU	0	0	0.0	0	0
at WYO	0	0	0.0	0	0
UNM	0	0	0.0	0	0
at NEV	0	0	0.0	0	0
at BYU	0	0	0.0	0	0

GAME-BY-GAME KICKOFF RETURNS

2018	Ret	Yds	Avg	TD	LG
at MSU	0	0	0.0	0	0
NMSU	0	0	0.0	0	0
TTU	0	0	0.0	0	0
AFA	0	0	0.0	0	0
at BYU	0	0	0.0	0	0
UNLV	0	0	0.0	0	0
at WYO	0	0	0.0	0	0
UNM	0	0	0.0	0	0
at UH	0	0	0.0	0	0
SJSU	0	0	0.0	0	0
at CSU	0	0	0.0	0	0
at BSU	0	0	0.0	0	0

2017	Ret	Yds	Avg	TD	LG
at WIS	0	0	0.0	0	0
ISU	0	0	0.0	0	0
at WF	0	0	0.0	0	0
at SJSU	0	0	0.0	0	0
BYU	0	0	0.0	0	0
CSU	0	0	0.0	0	0
WYO	0	0	0.0	0	0
at UNLV	0	0	0.0	0	0
BSU	0	0	0.0	0	0
at UNM	0	0	0.0	0	0
UH	0	0	0.0	0	0
at AFA	0	0	0.0	0	0
vs NMSU	0	0	0.0	0	0

2016	Ret	Yds	Avg	TD	LG
WSU	0	0	0.0	0	0
at USC	0	0	0.0	0	0
ASU	0	0	0.0	0	0
AFA	0	0	0.0	0	0
at BSU	1	5	5.0	0	5
at CSU	0	0	0.0	0	0
FS	0	0	0.0	0	0
SDSU	0	0	0.0	0	0
at WYO	0	0	0.0	0	0
UNM	0	0	0.0	0	0
at NEV	0	0	0.0	0	0
at BYU	0	0	0.0	0	0

DANIEL LANGI 34

LB •6-0 • 225 • FR-RS
South Jordan, Utah
(Bingham HS)

CAREER STATS - DEFENSE

Year	G/GS	UA-AT-TT	TFL	Sack	INT	PB	FF	FR
2018	1/0	0-2-2	0.5-5	0.0-0	0-0	0	0	0

CAREER HIGHS - DEFENSE

Tackles: 2, vs. Tennessee Tech (9/13/18)
TFLs: 0.5, vs. Tennessee Tech (9/13/18)

GAME-BY-GAME DEFENSE

2018	G/GS	U-A-T	TFL	Sack	INT	PB	QH	F/R
at MSU	0/0	0-0-0	0.0-0	0.0-0	0	0	0	0/0
NMSU	0/0	0-0-0	0.0-0	0.0-0	0	0	0	0/0
TTU	1/0	0-2-2	0.5-5	0.0-0	0	0	0	0/0
AFA	0/0	0-0-0	0.0-0	0.0-0	0	0	0	0/0
at BYU	0/0	0-0-0	0.0-0	0.0-0	0	0	0	0/0
UNLV	0/0	0-0-0	0.0-0	0.0-0	0	0	0	0/0
at WYO	0/0	0-0-0	0.0-0	0.0-0	0	0	0	0/0
UNM	0/0	0-0-0	0.0-0	0.0-0	0	0	0	0/0
at UH	0/0	0-0-0	0.0-0	0.0-0	0	0	0	0/0
SJSU	0/0	0-0-0	0.0-0	0.0-0	0	0	0	0/0
at CSU	0/0	0-0-0	0.0-0	0.0-0	0	0	0	0/0
at BSU	0/0	0-0-0	0.0-0	0.0-0	0	0	0	0/0

CHRISTIAN NASH 36

S • 6-1 • 195 • FR-HS
Salt Lake City, Utah
(East HS)

CAREER STATS - DEFENSE

Year	G/GS	UA-AT-TT	TFL	Sack	INT	PB	FF	FR
2018	1/0	0-2-2	0.0-0	0.0-0	0-0	0	0	0

CAREER HIGHS - DEFENSE

Tackles: 2, vs. Tennessee Tech (9/13/18)

GAME-BY-GAME DEFENSE

2018	G/GS	U-A-T	TFL	Sack	INT	PB	QH	F/R
at MSU	0/0	0-0-0	0.0-0	0.0-0	0	0	0	0/0
NMSU	0/0	0-0-0	0.0-0	0.0-0	0	0	0	0/0
TTU	1/0	0-2-2	0.0-0	0.0-0	0	0	0	0/0
AFA	0/0	0-0-0	0.0-0	0.0-0	0	0	0	0/0
at BYU	0/0	0-0-0	0.0-0	0.0-0	0	0	0	0/0
UNLV	0/0	0-0-0	0.0-0	0.0-0	0	0	0	0/0
at WYO	0/0	0-0-0	0.0-0	0.0-0	0	0	0	0/0
UNM	0/0	0-0-0	0.0-0	0.0-0	0	0	0	0/0
at UH	0/0	0-0-0	0.0-0	0.0-0	0	0	0	0/0
SJSU	0/0	0-0-0	0.0-0	0.0-0	0	0	0	0/0
at CSU	0/0	0-0-0	0.0-0	0.0-0	0	0	0	0/0
at BSU	0/0	0-0-0	0.0-0	0.0-0	0	0	0	0/0

JARROD GREEN 37

CB • 5-11 • 185 • FR-RS
Elk Grove, Calif.
(Cosumnes Oaks HS)

CAREER STATS - DEFENSE

Year	G/GS	UA-AT-TT	TFL	Sack	INT	PB	FF	FR
2018	6/0	0-3-3	0.0-0	0.0-0	0-0	0	0	0

CAREER HIGHS - DEFENSE

Tackles: 2, vs. New Mexico State (9/8/18)

GAME-BY-GAME DEFENSE

2018	G/GS	U-A-T	TFL	Sack	INT	PB	QH	F/R
at MSU	1/0	0-0-0	0.0-0	0.0-0	0	1	0	0/0
NMSU	1/0	0-2-2	0.0-0	0.0-0	0	0	0	0/0
TTU	1/0	0-1-1	0.0-0	0.0-0	0	0	0	0/0
AFA	1/0	0-0-0	0.0-0	0.0-0	0	0	0	0/0
at BYU	1/0	0-0-0	0.0-0	0.0-0	0	0	0	0/0
UNLV	1/0	0-0-0	0.0-0	0.0-0	0	0	0	0/0
at WYO	0/0	0-0-0	0.0-0	0.0-0	0	0	0	0/0
UNM	0/0	0-0-0	0.0-0	0.0-0	0	0	0	0/0
at UH	0/0	0-0-0	0.0-0	0.0-0	0	0	0	0/0
SJSU	0/0	0-0-0	0.0-0	0.0-0	0	0	0	0/0
at CSU	0/0	0-0-0	0.0-0	0.0-0	0	0	0	0/0
at BSU	0/0	0-0-0	0.0-0	0.0-0	0	0	0	0/0

MAIKA MAGALEI 39

LB • 6-2 • 235 • SO-1L
Lakewood, Wash.
(Lakes HS)

CAREER STATS - DEFENSE

Year	G/GS	UA-AT-TT	TFL	Sack	INT	PB	FF	FR
2017	13/3	10-6-16	2.5-15	2.5-15	0-0	0	0	1
2018	3/1	2-3-5	0.5-3	0.5-3	0-0	0	1	0
TOTAL	**16/4**	**12-9-21**	**3.0-18**	**3.0-18**	**0-0**	**0**	**1**	**1**

CAREER HIGHS - DEFENSE

Tackles: 4, vs. New Mexico State (9/8/18)
Sacks: 1.0, two times
TFLs: 1.0, two times
FF: 1, vs. New Mexico State (9/8/18)
FR: 1, at San José State (9/23/17)
TD: 1, at San José State (9/23/17)
QBH: 1, vs. Boise State (10/28/17)

GAME-BY-GAME DEFENSE

2018	G/GS	U-A-T	TFL	Sack	INT	PB	QH	F/R
at MSU	1/0	0-0-0	0.0-0	0.0-0	0	0	0	0/0
NMSU	1/0	2-2-4	0.5-3	0.5-3	0	0	0	1/0
TTU	1/1	0-1-1	0.0-0	0.0-0	0	0	0	0/0
AFA	0/0	0-0-0	0.0-0	0.0-0	0	0	0	0/0
at BYU	0/0	0-0-0	0.0-0	0.0-0	0	0	0	0/0
UNLV	0/0	0-0-0	0.0-0	0.0-0	0	0	0	0/0
at WYO	0/0	0-0-0	0.0-0	0.0-0	0	0	0	0/0
UNM	0/0	0-0-0	0.0-0	0.0-0	0	0	0	0/0
at UH	0/0	0-0-0	0.0-0	0.0-0	0	0	0	0/0
SJSU	0/0	0-0-0	0.0-0	0.0-0	0	0	0	0/0
at CSU	0/0	0-0-0	0.0-0	0.0-0	0	0	0	0/0
at BSU	0/0	0-0-0	0.0-0	0.0-0	0	0	0	0/0

2017	G/GS	U-A-T	TFL	Sack	INT	PB	QH	F/R
at WIS	1/0	1-0-1	1.0-11	1.0-11	0	0	0	0/1
ISU	1/0	2-1-3	1.0-1	1.0-1	0	0	0	0/0
at WF	1/0	2-0-2	0.0-0	0.0-0	0	0	0	0/0
at SJSU	1/1	0-0-0	0.0-0	0.0-0	0	0	0	0/1
BYU	1/0	1-0-1	0.0-0	0.0-0	0	0	0	0/0
CSU	1/1	0-1-1	0.0-0	0.0-0	0	0	0	0/0
WYO	1/0	0-1-1	0.0-0	0.0-0	0	0	0	0/0
at UNLV	1/0	1-1-2	0.0-0	0.0-0	0	0	0	0/0
BSU	1/0	0-0-0	0.0-0	0.0-0	0	0	1	0/0
at UNM	1/0	0-0-0	0.0-0	0.0-0	0	0	0	0/0
UH	1/0	1-1-2	0.5-3	0.5-3	0	0	0	0/0
at AFA	1/0	0-1-1	0.0-0	0.0-0	0	0	0	0/0
vs NMSU	1/0	2-0-2	0.0-0	0.0-0	0	0	0	0/0

OFA LATU 40

LB • 6-1 • 225 • SR-1L
Provo, Utah
(Timpview HS)
(Snow College)

CAREER STATS - DEFENSE

Year	G/GS	UA-AT-TT	TFL	Sack	INT	PB	FF	FR
2017	10/0	9-14-23	2.5-8	1.0-6	1-3	0	0	0
2018	3/0	1-2-3	0.0-0	0.0-0	0-0	0	0	1
TOTAL	**13/0**	**10-16-26**	**2.5-8**	**1.0-6**	**1-3**	**0**	**0**	**1**

CAREER HIGHS - DEFENSE

Tackles: 6, two times
Sacks: 1.0, vs. Boise State (10/28/17)
TFL: 1.5, at Wake Forest (9/16/17)
INT: 1, at UNLV (10/21/17)
FR: 1, vs. Tennessee Tech (9/13/18)

GAME-BY-GAME DEFENSE

2018	G/GS	U-A-T	TFL	Sack	INT	PB	QH	F/R
at MSU	0/0	0-0-0	0.0-0	0.0-0	0	0	0	0/0
NMSU	1/0	1-1-2	0.0-0	0.0-0	0	0	0	0/0
TTU	1/0	0-1-1	0.0-0	0.0-0	0	0	0	0/1
AFA	0/0	0-0-0	0.0-0	0.0-0	0	0	0	0/0
at BYU	0/0	0-0-0	0.0-0	0.0-0	0	0	0	0/0
UNLV	1/0	0-0-0	0.0-0	0.0-0	0	0	0	0/0
at WYO	0/0	0-0-0	0.0-0	0.0-0	0	0	0	0/0
UNM	0/0	0-0-0	0.0-0	0.0-0	0	0	0	0/0
at UH	0/0	0-0-0	0.0-0	0.0-0	0	0	0	0/0
SJSU	0/0	0-0-0	0.0-0	0.0-0	0	0	0	0/0
at CSU	0/0	0-0-0	0.0-0	0.0-0	0	0	0	0/0
at BSU	0/0	0-0-0	0.0-0	0.0-0	0	0	0	0/0

2017	G/GS	U-A-T	TFL	Sack	INT	PB	QH	F/R
at WIS	1/0	2-0-2	0.0-0	0.0-0	0	0	0	0/0
ISU	1/0	2-2-4	0.0-0	0.0-0	0	0	0	0/0
at WF	1/0	4-2-6	1.5-2	0.0-0	0	0	0	0/0
at SJSU	1/0	0-1-1	0.0-0	0.0-0	0	0	0	0/0
BYU	1/0	0-0-0	0.0-0	0.0-0	0	0	0	0/0
CSU	1/0	0-1-1	0.0-0	0.0-0	0	0	0	0/0
WYO	0/0	0-0-0	0.0-0	0.0-0	0	0	0	0/0
at UNLV	1/0	0-0-0	0.0-0	0.0-0	1	0	0	0/0
BSU	1/0	1-5-6	1.0-6	1.0-6	0	0	0	0/0
at UNM	1/0	0-0-0	0.0-0	0.0-0	0	0	0	0/0
UH	1/0	0-3-3	0.0-0	0.0-0	0	0	0	0/0
at AFA	0/0	0-0-0	0.0-0	0.0-0	0	0	0	0/0
vs NMSU	0/0	0-0-0	0.0-0	0.0-0	0	0	0	0/0

ELIJAH SHELTON 41

LB • 6-2 • 215 • FR-HS
Salt Lake City, Utah
(Highland HS)

CAREER STATS - DEFENSE

Year	G/GS	UA-AT-TT	TFL	Sack	INT	PB	FF	FR
2018	1/0	0-3-3	0.0-0	0.0-0	0-0	0	0	0

CAREER HIGHS - DEFENSE

Tackles: 3, vs. Tennessee Tech (9/13/18)

GAME-BY-GAME DEFENSE

2018	G/GS	U-A-T	TFL	Sack	INT	PB	QH	F/R
at MSU	0/0	0-0-0	0.0-0	0.0-0	0	0	0	0/0
NMSU	0/0	0-0-0	0.0-0	0.0-0	0	0	0	0/0
TTU	1/0	0-3-3	0.0-0	0.0-0	0	0	0	0/0
AFA	0/0	0-0-0	0.0-0	0.0-0	0	0	0	0/0
at BYU	0/0	0-0-0	0.0-0	0.0-0	0	0	0	0/0
UNLV	0/0	0-0-0	0.0-0	0.0-0	0	0	0	0/0
at WYO	0/0	0-0-0	0.0-0	0.0-0	0	0	0	0/0
UNM	0/0	0-0-0	0.0-0	0.0-0	0	0	0	0/0
at UH	0/0	0-0-0	0.0-0	0.0-0	0	0	0	0/0
SJSU	0/0	0-0-0	0.0-0	0.0-0	0	0	0	0/0
at CSU	0/0	0-0-0	0.0-0	0.0-0	0	0	0	0/0
at BSU	0/0	0-0-0	0.0-0	0.0-0	0	0	0	0/0

SULI TAMAIVENA 42

LB • 6-0 • 230 • SR-1L
Kirkland, Wash.
(Juanita HS)
(Mt. San Antonio JC)

CAREER STATS - DEFENSE

Year	G/GS	UA-AT-TT	TFL	Sack	INT	PB	FF	FR
2017	13/13	43-68-111	6.5-32	3.0-26	0-0	2	0	2
2018	4/0	11-14-25	2.5-8	0.0-0	0-0	1	0	0
TOTAL	**17/13**	**54-82-136**	**9.0-40**	**3.0-26**	**0-0**	**3**	**0**	**2**

CAREER HIGHS - DEFENSE

Tackles: 14, two times
Sacks: 2.0, vs. Wyoming (10/14/17)
TFL: 2.0, vs. Wyoming (10/14/17)
PBU: 1, three times
FR: 1, two times
QBH: 2, vs. Colorado State (10/7/17)

GAME-BY-GAME DEFENSE

2018	G/GS	U-A-T	TFL	Sack	INT	PB	QH	F/R
at MSU	0/0	0-0-0	0.0-0	0.0-0	0	0	0	0/0
NMSU	0/0	0-0-0	0.0-0	0.0-0	0	0	0	0/0
TTU	0/0	0-0-0	0.0-0	0.0-0	0	0	0	0/0
AFA	1/0	4-8-12	0.0-0	0.0-0	0	0	0	0/0
at BYU	1/0	2-1-3	0.0-0	0.0-0	0	1	0	0/0
UNLV	1/0	3-3-6	1.5-1	0.0-0	0	0	0	0/0
at WYO	1/0	2-2-4	1.0-7	0.0-0	0	0	0	0/0
UNM	0/0	0-0-0	0.0-0	0.0-0	0	0	0	0/0
at UH	0/0	0-0-0	0.0-0	0.0-0	0	0	0	0/0
SJSU	0/0	0-0-0	0.0-0	0.0-0	0	0	0	0/0
at CSU	0/0	0-0-0	0.0-0	0.0-0	0	0	0	0/0
at BSU	0/0	0-0-0	0.0-0	0.0-0	0	0	0	0/0

2017	G/GS	U-A-T	TFL	Sack	INT	PB	QH	F/R
at WIS	1/1	4-3-7	0.0-0	0.0-0	0	0	0	0/1
ISU	1/1	2-4-6	0.0-0	0.0-0	0	0	1	0/0
at WF	1/1	5-3-8	0.0-0	0.0-0	0	0	0	0/0
at SJSU	1/1	2-4-6	1.0-2	0.0-0	0	0	0	0/0
BYU	1/1	2-11-13	0.5-1	0.0-0	0	0	0	0/1
CSU	1/1	3-11-14	0.5-1	0.0-0	0	0	2	0/0
WYO	1/1	6-8-14	2.0-19	2.0-19	0	1	0	0/0
at UNLV	1/1	6-4-10	1.0-7	1.0-7	0	0	0	0/0
BSU	1/1	1-9-10	0.5-1	0.0-0	0	0	1	0/0
at UNM	1/1	1-3-4	0.0-0	0.0-0	0	0	0	0/0
UH	1/1	2-4-6	0.0-0	0.0-0	0	0	0	0/0
at AFA	1/1	7-4-11	1.0-3	0.0-0	0	0	0	0/0
vs NMSU	1/1	2-0-2	0.0-0	0.0-0	0	0	0	0/0

SIMIAN MATAGI 43

LB • 6-2 • 230 • FR-HS
South Jordan, Utah
(Bingham HS)

CAREER STATS - DEFENSE

Year	G/GS	UA-AT-TT	TFL	Sack	INT	PB	FF	FR
2018	1/0	0-0-0	0.0-0	0.0-0	0-0	0	0	0

GAME-BY-GAME DEFENSE

2018	G/GS	U-A-T	TFL	Sack	INT	PB	QH	F/R
at MSU	0/0	0-0-0	0.0-0	0.0-0	0	0	0	0/0
NMSU	0/0	0-0-0	0.0-0	0.0-0	0	0	0	0/0
TTU	1/0	0-0-0	0.0-0	0.0-0	0	0	0	0/0
AFA	0/0	0-0-0	0.0-0	0.0-0	0	0	0	0/0
at BYU	0/0	0-0-0	0.0-0	0.0-0	0	0	0	0/0
UNLV	0/0	0-0-0	0.0-0	0.0-0	0	0	0	0/0
at WYO	0/0	0-0-0	0.0-0	0.0-0	0	0	0	0/0
UNM	0/0	0-0-0	0.0-0	0.0-0	0	0	0	0/0
at UH	0/0	0-0-0	0.0-0	0.0-0	0	0	0	0/0
SJSU	0/0	0-0-0	0.0-0	0.0-0	0	0	0	0/0
at CSU	0/0	0-0-0	0.0-0	0.0-0	0	0	0	0/0
at BSU	0/0	0-0-0	0.0-0	0.0-0	0	0	0	0/0

FUA LEILUA 44

DE • 6-2 • 285 • JR-TR
Anaheim, Calif.
(Spanish Fork HS)
(Oklahoma State)

CAREER STATS - DEFENSE

Year	G/GS	UA-AT-TT	TFL	Sack	INT	PB	FF	FR
2018	7/7	7-20-27	5.0-19	1.0-10	0-0	1	0	0

CAREER HIGHS - DEFENSE

Tackles: 6, two times
Sacks: 1.0, vs. UNLV (10/13/18)
TFL: 3.5, vs. Tennessee Tech (9/13/18)
PBU: 1, at BYU (10/5/18)
QBH: 1, three times

GAME-BY-GAME DEFENSE

2018	G/GS	U-A-T	TFL	Sack	INT	PB	QH	F/R
at MSU	1/1	0-3-3	0.0-0	0.0-0	0	0	0	0/0
NMSU	1/1	1-5-6	0.5-1	0.0-0	0	0	1	0/0
TTU	1/1	3-1-4	3.5-8	0.0-0	0	0	0	0/0
AFA	1/1	0-4-4	0.0-0	0.0-0	0	0	1	0/0
at BYU	1/1	0-1-1	0.0-0	0.0-0	0	1	1	0/0
UNLV	1/1	2-4-6	1.0-10	1.0-10	0	0	0	0/0
at WYO	1/1	1-2-3	0.0-0	0.0-0	0	0	0	0/0
UNM	0/0	0-0-0	0.0-0	0.0-0	0	0	0	0/0
at UH	0/0	0-0-0	0.0-0	0.0-0	0	0	0	0/0
SJSU	0/0	0-0-0	0.0-0	0.0-0	0	0	0	0/0
at CSU	0/0	0-0-0	0.0-0	0.0-0	0	0	0	0/0
at BSU	0/0	0-0-0	0.0-0	0.0-0	0	0	0	0/0

MASON TOBECK 46

LB • 6-2 • 235 • JR-2L
Puyallup, Wash.
(Cascade Christian HS)

CAREER STATS - DEFENSE

Year	G/GS	UA-AT-TT	TFL	Sack	INT	PB	FF	FR
2016	8/1	0-1-1	0.0-0	0.0-0	0-0	0	0	0
2017	13/2	13-15-28	1.0-1	0.0-0	0-0	0	1	0
2018	0/0	0-0-0	0.0-0	0.0-0	0-0	0	0	0
TOTAL	**21/3**	**13-16-29**	**1.0-1**	**0.0-0**	**0-0**	**0**	**1**	**0**

CAREER HIGHS - DEFENSE

Tackles: 6, at Wisconsin (9/1/17)
TFLs: 1.0, at Wisconsin (9/1/17)
FF: 1, vs. BYU (9/29/17)

GAME-BY-GAME DEFENSE

2018	G/GS	U-A-T	TFL	Sack	INT	PB	QH	F/R
at MSU	0/0	0-0-0	0.0-0	0.0-0	0	0	0	0/0
NMSU	0/0	0-0-0	0.0-0	0.0-0	0	0	0	0/0
TTU	0/0	0-0-0	0.0-0	0.0-0	0	0	0	0/0
AFA	0/0	0-0-0	0.0-0	0.0-0	0	0	0	0/0
at BYU	0/0	0-0-0	0.0-0	0.0-0	0	0	0	0/0
UNLV	0/0	0-0-0	0.0-0	0.0-0	0	0	0	0/0
at WYO	0/0	0-0-0	0.0-0	0.0-0	0	0	0	0/0
UNM	0/0	0-0-0	0.0-0	0.0-0	0	0	0	0/0
at UH	0/0	0-0-0	0.0-0	0.0-0	0	0	0	0/0
SJSU	0/0	0-0-0	0.0-0	0.0-0	0	0	0	0/0
at CSU	0/0	0-0-0	0.0-0	0.0-0	0	0	0	0/0
at BSU	0/0	0-0-0	0.0-0	0.0-0	0	0	0	0/0

2017	G/GS	U-A-T	TFL	Sack	INT	PB	QH	F/R
at WIS	1/1	4-2-6	1.0-1	0.0-0	0	0	0	0/0
ISU	1/0	1-2-3	0.0-0	0.0-0	0	0	0	0/0
at WF	1/0	0-3-3	0.0-0	0.0-0	0	0	0	0/0
at SJSU	1/0	0-1-1	0.0-0	0.0-0	0	0	0	0/0
BYU	1/0	1-2-3	0.0-0	0.0-0	0	0	0	1/0
CSU	1/0	0-0-0	0.0-0	0.0-0	0	0	0	0/0
WYO	1/0	0-0-0	0.0-0	0.0-0	0	0	0	0/0
at UNLV	1/0	2-3-5	0.0-0	0.0-0	0	0	0	0/0
BSU	1/1	0-0-0	0.0-0	0.0-0	0	0	0	0/0
at UNM	1/0	0-1-1	0.0-0	0.0-0	0	0	0	0/0
UH	1/0	2-0-2	0.0-0	0.0-0	0	0	0	0/0
at AFA	1/0	3-1-4	0.0-0	0.0-0	0	0	0	0/0
vs NMSU	1/0	0-0-0	0.0-0	0.0-0	0	0	0	0/0

2016	G/GS	U-A-T	TFL	Sack	INT	PB	QH	F/R
WSU	0/0	0-0-0	0.0-0	0.0-0	0	0	0	0/0
at USC	0/0	0-0-0	0.0-0	0.0-0	0	0	0	0/0
ASU	0/0	0-0-0	0.0-0	0.0-0	0	0	0	0/0
AFA	1/0	0-0-0	0.0-0	0.0-0	0	0	0	0/0
at BSU	1/0	0-0-0	0.0-0	0.0-0	0	0	0	0/0
at CSU	1/1	0-0-0	0.0-0	0.0-0	0	0	0	0/0
FS	1/0	0-0-0	0.0-0	0.0-0	0	0	0	0/0
SDSU	1/0	0-0-0	0.0-0	0.0-0	0	0	0	0/0
at WYO	1/0	0-0-0	0.0-0	0.0-0	0	0	0	0/0
UNM	0/0	0-0-0	0.0-0	0.0-0	0	0	0	0/0
at NEV	1/0	0-1-1	0.0-0	0.0-0	0	0	0	0/0
at BYU	1/0	0-0-0	0.0-0	0.0-0	0	0	0	0/0

LOGAN LEE 47

DE • 6-3 • 270 • SO-1L
Rexburg, Idaho
(Madison HS)

CAREER STATS - DEFENSE

Year	G/GS	UA-AT-TT	TFL	Sack	INT	PB	FF	FR
2017	8/3	5-10-15	1.0-5	0.5-4	0-0	0	0	0
2018	7/0	5-7-12	2.5-18	1.0-9	0-0	0	0	0
TOTAL	**15/3**	**10-17-27**	**3.5-23**	**1.5-13**	**0-0**	**0**	**0**	**0**

CAREER HIGHS - DEFENSE

Tackles: 5, vs. UNLV (10/13/18)
Sacks: 1.0, vs. UNLV (10/13/18)
TFLs: 1.5, vs. UNLV (10/13/18)
QBH: 1, vs. New Mexico State (9/8/18)

GAME-BY-GAME DEFENSE

2018	G/GS	U-A-T	TFL	Sack	INT	PB	QH	F/R
at MSU	1/0	0-0-0	0.0-0	0.0-0	0	0	0	0/0
NMSU	1/0	1-1-2	0.0-0	0.0-0	0	0	1	0/0
TTU	1/0	1-2-3	0.0-0	0.0-0	0	0	0	0/0
AFA	1/0	0-1-1	0.0-0	0.0-0	0	0	0	0/0
at BYU	1/0	0-0-0	0.0-0	0.0-0	0	0	0	0/0
UNLV	1/0	3-2-5	1.5-9	1.0-9	0	0	0	0/0
at WYO	1/0	0-1-1	0.0-0	0.0-0	0	0	0	0/0
UNM	0/0	0-0-0	0.0-0	0.0-0	0	0	0	0/0
at UH	0/0	0-0-0	0.0-0	0.0-0	0	0	0	0/0
SJSU	0/0	0-0-0	0.0-0	0.0-0	0	0	0	0/0
at CSU	0/0	0-0-0	0.0-0	0.0-0	0	0	0	0/0
at BSU	0/0	0-0-0	0.0-0	0.0-0	0	0	0	0/0

2017	G/GS	U-A-T	TFL	Sack	INT	PB	QH	F/R
at WIS	0/0	0-0-0	0.0-0	0.0-0	0	0	0	0/0
ISU	0/0	0-0-0	0.0-0	0.0-0	0	0	0	0/0
at WF	1/0	3-1-4	0.0-0	0.0-0	0	0	0	0/0
at SJSU	1/0	0-2-2	0.0-0	0.0-0	0	0	0	0/0
BYU	0/0	0-0-0	0.0-0	0.0-0	0	0	0	0/0
CSU	0/0	0-0-0	0.0-0	0.0-0	0	0	0	0/0
WYO	0/0	0-0-0	0.0-0	0.0-0	0	0	0	0/0
at UNLV	1/0	0-2-2	0.0-0	0.0-0	0	0	0	0/0
BSU	1/1	0-4-4	0.5-1	0.0-0	0	0	0	0/0
at UNM	1/1	0-0-0	0.0-0	0.0-0	0	0	0	0/0
UH	1/1	1-1-2	0.5-4	0.5-4	0	0	0	0/0
at AFA	1/0	1-0-1	0.0-0	0.0-0	0	0	0	0/0
vs NMSU	1/0	0-0-0	0.0-0	0.0-0	0	0	0	0/0

CHASE CHRISTIANSEN 48

LB • 6-1 • 230 • SR-2L
Stansbury, Utah
(Stansbury HS)

CAREER STATS - DEFENSE

Year	G/GS	UA-AT-TT	TFL	Sack	INT	PB	FF	FR
2015	3/0	0-0-0	0.0-0	0.0-0	0-0	0	0	0
2016	10/2	17-22-39	4.0-10	2.0-3	0-0	0	0	0
2017	12/12	33-38-71	4.0-19	1.0-10	0-0	1	3	1
2018	7/7	16-38-54	2.5-10	0.5-7	0-0	1	0	1
TOTAL	**32/21**	**66-98-164**	**10.5-39**	**3.5-20**	**0-0**	**1**	**3**	**2**

CAREER HIGHS - DEFENSE

Tackles: 14, at Wyoming (10/20/18)
Sacks: 1.0, three times
TFLs: 2.0, vs. Arkansas St. (9/16/16)
FF: 1, three times
FR: 1, two times
PBU: 1, two times
QBH: 1, two times

GAME-BY-GAME DEFENSE

2018	G/GS	U-A-T	TFL	Sack	INT	PB	QH	F/R
at MSU	1/1	4-5-9	0.0-0	0.0-0	0	0	0	0/0
NMSU	1/1	2-6-8	0.5-7	0.5-7	0	0	0	0/0
TTU	1/1	2-3-5	0.0-0	0.0-0	0	0	0	0/0
AFA	1/1	1-8-9	0.0-0	0.0-0	0	0	0	0/0
at BYU	1/1	3-0-3	1.0-2	0.0-0	0	0	0	0/0
UNLV	1/1	0-6-6	0.0-0	0.0-0	0	0	0	0/0
at WYO	1/1	4-10-14	1.0-1	0.0-0	0	1	0	0/0
UNM	0/0	0-0-0	0.0-0	0.0-0	0	0	0	0/0
at UH	0/0	0-0-0	0.0-0	0.0-0	0	0	0	0/0
SJSU	0/0	0-0-0	0.0-0	0.0-0	0	0	0	0/0
at CSU	0/0	0-0-0	0.0-0	0.0-0	0	0	0	0/0
at BSU	0/0	0-0-0	0.0-0	0.0-0	0	0	0	0/0

2017	G/GS	U-A-T	TFL	Sack	INT	PB	QH	F/R
at WIS	1/1	2-4-6	0.0-0	0.0-0	0	0	0	0/0
ISU	1/1	2-6-8	0.0-0	0.0-0	0	0	0	0/0
at WF	1/1	5-1-6	0.0-0	0.0-0	0	0	0	0/0
at SJSU	1/1	5-3-8	0.0-0	0.0-0	0	0	0	1/0
BYU	1/1	4-6-10	1.0-3	0.0-0	0	0	0	1/0
CSU	1/1	1-5-6	1.0-2	0.0-0	0	0	0	0/0
WYO	1/1	0-3-3	0.0-0	0.0-0	0	0	0	0/0
at UNLV	1/1	1-0-1	0.0-0	0.0-0	0	0	0	0/0
BSU	0/0	0-0-0	0.0-0	0.0-0	0	0	0	0/0
at UNM	1/1	2-0-2	0.0-0	0.0-0	0	0	0	0/0
UH	1/1	1-4-5	1.0-10	1.0-10	0	1	0	0/0
at AFA	1/1	2-6-8	0.0-0	0.0-0	0	0	0	1/0
vs NMSU	1/1	8-0-8	1.0-4	0.0-0	0	0	0	0/1

2016	G/GS	U-A-T	TFL	Sack	INT	PB	QH	F/R
WSU	1/0	2-3-5	0.0-0	0.0-0	0	0	0	0/0
at USC	1/0	0-1-1	0.0-0	0.0-0	0	0	0	0/0
ASU	1/0	2-2-4	2.0-6	1.0-2	0	0	0	0/0
AFA	1/0	0-0-0	0.0-0	0.0-0	0	0	0	0/0
at BSU	1/0	0-0-0	0.0-0	0.0-0	0	0	0	0/0
at CSU	1/0	2-2-4	0.0-0	0.0-0	0	0	0	0/0
FS	1/0	2-7-9	0.0-0	0.0-0	0	0	1	0/0
SDSU	1/1	5-3-8	1.5-4	1.0-1	0	0	0	0/0
at WYO	1/1	4-4-8	0.5-0	0.0-0	0	0	0	0/0
UNM	0/0	0-0-0	0.0-0	0.0-0	0	0	0	0/0
at NEV	0/0	0-0-0	0.0-0	0.0-0	0	0	0	0/0
at BYU	1/0	0-0-0	0.0-0	0.0-0	0	0	0	0/0

2015	G/GS	U-A-T	TFL	Sack	INT	PB	QH	F/R
SUU	1/0	0-0-0	0.0-0	0.0-0	0	0	0	0/0
at Utah	1/0	0-0-0	0.0-0	0.0-0	0	0	0	0/0
at Wash	1/0	0-0-0	0.0-0	0.0-0	0	0	0	0/0

DNP: CSU, @FS, BSU, @SDSU, WYO, @UNM, @AFA, NEV, BYU, vs. AKR

QUIN FICKLIN 51

OL • 6-2 • 300 • SR-1L
Mesa, Ariz.
(Red Mountain HS)
(BYU)

CAREER STATS - OFFENSIVE LINE

Year	G/GS	Snp	Grd	Tch	Eff.	Ass.	KD
2017	13/13	911	93	82	96	89	56
2018	7/7	376	NA	NA	NA	NA	27
TOTAL	**20/20**	**1,287**	**93**	**82**	**96**	**89**	**83**

GAME-BY-GAME - OFFENSIVE LINE

2018	G/GS	Snp	Grd	Tch	Eff.	Ass.	KD
at MSU	1/1	74	NA	NA	NA	NA	6
NMSU	1/1	65	NA	NA	NA	NA	3
TTU	1/1	50	NA	NA	NA	NA	3
AFA	1/1	64	NA	NA	NA	NA	4
at BYU	1/1	73	NA	NA	NA	NA	10
UNLV	1/1	50	NA	NA	NA	NA	1
at WYO	1/1	0	NA	NA	NA	NA	0
UNM	0/0	0	0	0	0	0	0
at UH	0/0	0	0	0	0	0	0
SJSU	0/0	0	0	0	0	0	0
at CSU	0/0	0	0	0	0	0	0
at BSU	0/0	0	0	0	0	0	0

2017	G/GS	Snp	Grd	Tch	Eff.	Ass.	KD
at WIS	1/1	73	87	81	93	88	3
ISU	1/1	72	94	85	97	99	6
at WF	1/1	68	81	82	96	85	5
at SJSU	1/1	83	91	90	97	85	6
BYU	1/1	76	88	82	100	86	3
CSU	1/1	65	81	72	96	85	4
WYO	1/1	80	84	82	95	86	11
at UNLV	1/1	77	92	90	100	95	2
BSU	1/1	64	88	82	96	95	2
at UNM	1/1	51	91	90	97	95	2
UH	1/1	53	88	82	90	95	5
at AFA	1/1	60	87	85	96	95	1
vs NMSU	1/1	89	84	82	95	86	6



JUSTUS TE'I 51

LB • 6-3 • 235 • JR-2L
Oceanside, Calif.
(Mission Hills HS)

CAREER STATS - DEFENSE

Year	G/GS	UA-AT-TT	TFL	Sack	INT	PB	FF	FR
2016	12/4	6-9-15	2.0-9	1.5-8	0-0	1	0	0
2017	12/5	12-25-37	0.5-0	0.0-0	0-0	1	2	2
2018	3/0	2-9-11	2.5-4	0.0-0	0-0	0	0	0
TOTAL	**27/9**	**20-43-63**	**5.0-13**	**1.5-8**	**0-0**	**2**	**2**	**2**

CAREER HIGHS - DEFENSE

Tackles: 7, at Air Force (11/25/17)
Sacks: 1.0, vs. Weber St. (9/1/16)
TFL: 1.5, vs. Air Force (9/22/18)
PBU: 1, twice
FF: 2, at New Mexico (11/4/17)
FR: 1, two times
QBH: 1, two times

GAME-BY-GAME DEFENSE

2018	G/GS	U-A-T	TFL	Sack	INT	PB	QH	F/R
at MSU	1/0	0-4-4	0.0-0	0.0-0	0	0	0	0/0
NMSU	0/0	0-0-0	0.0-0	0.0-0	0	0	0	0/0
TTU	0/0	0-0-0	0.0-0	0.0-0	0	0	0	0/0
AFA	1/0	1-5-6	1.5-3	0.0-0	0	0	0	0/0
at BYU	1/0	1-0-1	1.0-1	0.0-0	0	0	0	0/0
UNLV	0/0	0-0-0	0.0-0	0.0-0	0	0	0	0/0
at WYO	0/0	0-0-0	0.0-0	0.0-0	0	0	0	0/0
UNM	0/0	0-0-0	0.0-0	0.0-0	0	0	0	0/0
at UH	0/0	0-0-0	0.0-0	0.0-0	0	0	0	0/0
SJSU	0/0	0-0-0	0.0-0	0.0-0	0	0	0	0/0
at CSU	0/0	0-0-0	0.0-0	0.0-0	0	0	0	0/0
at BSU	0/0	0-0-0	0.0-0	0.0-0	0	0	0	0/0

2017	G/GS	U-A-T	TFL	Sack	INT	PB	QH	F/R
at WIS	0/0	0-0-0	0.0-0	0.0-0	0	0	0	0/0
ISU	1/0	1-1-2	0.0-0	0.0-0	0	0	0	0/0
at WF	1/1	1-4-5	0.0-0	0.0-0	0	0	0	0/0
at SJSU	1/0	0-2-2	0.0-0	0.0-0	0	0	0	0/0
BYU	1/0	2-2-4	0.0-0	0.0-0	0	0	0	0/0
CSU	1/0	2-3-5	0.0-0	0.0-0	0	0	0	0/0
WYO	1/0	0-0-0	0.0-0	0.0-0	0	0	0	0/0
at UNLV	1/0	0-1-1	0.0-0	0.0-0	0	0	0	0/0
BSU	1/0	0-4-4	0.0-0	0.0-0	0	0	0	0/0
at UNM	1/1	2-0-2	0.0-0	0.0-0	0	0	0	2/1
UH	1/0	1-2-3	0.5-0	0.0-0	0	0	1	0/1
at AFA	1/1	1-6-7	0.0-0	0.0-0	0	0	0	0/0
vs NMSU	1/1	2-0-2	0.0-0	0.0-0	0	1	0	0/0

2016	G/GS	U-A-T	TFL	Sack	INT	PB	QH	F/R
WSU	1/0	2-1-3	1.0-6	1.0-6	0	0	0	0/0
at USC	1/0	1-1-2	0.0-0	0.0-0	0	1	0	0/0
ASU	1/0	0-1-1	0.5-2	0.5-2	0	0	0	0/0
AFA	1/0	0-1-1	0.0-0	0.0-0	0	0	0	0/0
at BSU	1/0	0-0-0	0.0-0	0.0-0	0	0	0	0/0
at CSU	1/0	0-0-0	0.0-0	0.0-0	0	0	1	0/0
FS	1/0	0-0-0	0.0-0	0.0-0	0	0	0	0/0
SDSU	1/0	0-0-0	0.0-0	0.0-0	0	0	0	0/0
at WYO	1/1	0-3-3	0.5-1	0.0-0	0	0	0	0/0
UNM	1/1	0-1-1	0.0-0	0.0-0	0	0	0	0/0
at NEV	1/1	0-1-1	0.0-0	0.0-0	0	0	0	0/0
at BYU	1/1	3-0-3	0.0-0	0.0-0	0	0	0	0/0

SEAN TAYLOR 52

OL • 6-5 • 300 • SR-1L
Vallejo, Calif.
(Valley HS)
(Laney College)

CAREER STATS - OFFENSIVE LINE

Year	G/GS	Snp	Grd	Tch	Eff.	Ass.	KD
2017	11/11	599	84	79	90	86	29
2018	7/7	357	NA	NA	NA	NA	21
TOTAL	**18/18**	**956**	**84**	**79**	**90**	**86**	**50**

GAME-BY-GAME - OFFENSIVE LINE

2018	G/GS	Snp	Grd	Tch	Eff.	Ass.	KD
at MSU	1/1	75	NA	NA	NA	NA	4
NMSU	1/1	65	NA	NA	NA	NA	3
TTU	1/1	44	NA	NA	NA	NA	4
AFA	1/1	50	NA	NA	NA	NA	1
at BYU	1/1	73	NA	NA	NA	NA	4
UNLV	1/1	50	NA	NA	NA	NA	5
at WYO	1/1	0	NA	NA	NA	NA	0
UNM	0/0	0	0	0	0	0	0
at UH	0/0	0	0	0	0	0	0
SJSU	0/0	0	0	0	0	0	0
at CSU	0/0	0	0	0	0	0	0
at BSU	0/0	0	0	0	0	0	0

2017	G/GS	Snp	Grd	Tch	Eff.	Ass.	KD
at WIS	1/1	72	75	78	91	85	2
ISU	1/1	62	90	82	92	95	5
at WF	1/1	58	77	72	89	81	2
at SJSU	1/1	47	92	85	100	90	2
BYU	1/1	23	91	90	96	91	0
CSU	0/0	0	0	0	0	0	0
WYO	0/0	0	0	0	0	0	0
at UNLV	1/1	75	92	85	100	90	7
BSU	1/1	58	77	72	89	91	4
at UNM	1/1	48	88	85	80	90	2
UH	1/1	52	90	88	95	97	3
at AFA	1/1	54	87	89	94	96	0
vs NMSU	1/1	50	77	72	89	81	2

BRADEN HARRIS 53

LB • 6-2 • 230 • JR-SQ
Gunnison, Utah
(Gunnison Valley HS)

CAREER STATS - DEFENSE

Year	G/GS	UA-AT-TT	TFL	Sack	INT	PB	FF	FR
2016	0/0	0-0-0	0.0-0	0.0-0	0-0	0	0	0
2017	3/0	0-2-2	0.0-0	0.0-0	0-0	0	0	0
2018	2/0	1-2-3	0.5-5	0.0-0	0-0	0	0	0
TOTAL	**5/0**	**1-4-5**	**0.5-5**	**0.0-0**	**0-0**	**0**	**0**	**0**

CAREER HIGHS - DEFENSE

Tackles: 2, vs. New Mexico State (9/8/18)
TFLs: 0.5, vs. Tennessee Tech (9/13/18)

GAME-BY-GAME DEFENSE

2018	G/GS	U-A-T	TFL	Sack	INT	PB	QH	F/R
at MSU	0/0	0-0-0	0.0-0	0.0-0	0	0	0	0/0
NMSU	1/0	1-1-2	0.0-0	0.0-0	0	0	0	0/0
TTU	1/0	0-1-1	0.5-5	0.0-0	0	0	0	0/0
AFA	0/0	0-0-0	0.0-0	0.0-0	0	0	0	0/0
at BYU	0/0	0-0-0	0.0-0	0.0-0	0	0	0	0/0
UNLV	0/0	0-0-0	0.0-0	0.0-0	0	0	0	0/0
at WYO	0/0	0-0-0	0.0-0	0.0-0	0	0	0	0/0
UNM	0/0	0-0-0	0.0-0	0.0-0	0	0	0	0/0
at UH	0/0	0-0-0	0.0-0	0.0-0	0	0	0	0/0
SJSU	0/0	0-0-0	0.0-0	0.0-0	0	0	0	0/0
at CSU	0/0	0-0-0	0.0-0	0.0-0	0	0	0	0/0
at BSU	0/0	0-0-0	0.0-0	0.0-0	0	0	0	0/0

2017	G/GS	U-A-T	TFL	Sack	INT	PB	QH	F/R
at WIS	0/0	0-0-0	0.0-0	0.0-0	0	0	0	0/0
ISU	1/0	0-0-0	0.0-0	0.0-0	0	0	0	0/0
at WF	0/0	0-0-0	0.0-0	0.0-0	0	0	0	0/0
at SJSU	0/0	0-0-0	0.0-0	0.0-0	0	0	0	0/0
BYU	0/0	0-0-0	0.0-0	0.0-0	0	0	0	0/0
CSU	0/0	0-0-0	0.0-0	0.0-0	0	0	0	0/0
WYO	0/0	0-0-0	0.0-0	0.0-0	0	0	0	0/0
at UNLV	0/0	0-0-0	0.0-0	0.0-0	0	0	0	0/0
BSU	1/0	0-1-1	0.0-0	0.0-0	0	0	0	0/0
at UNM	0/0	0-0-0	0.0-0	0.0-0	0	0	0	0/0
UH	1/0	0-1-1	0.0-0	0.0-0	0	0	0	0/0
at AFA	0/0	0-0-0	0.0-0	0.0-0	0	0	0	0/0
vs NMSU	0/0	0-0-0	0.0-0	0.0-0	0	0	0	0/0

ERIC MUNOZ 54

LB • 6-1 • 220 • JR-TR
Belvidere, Ill.
(Belvidere HS)
(San Diego Mesa CC)

CAREER STATS - DEFENSE

Year	G/GS	UA-AT-TT	TFL	Sack	INT	PB	FF	FR
2018	1/0	0-5-5	0.5-0	0.0-0	0-0	0	0	0

CAREER HIGHS - DEFENSE

Tackles: 5, vs. Tennessee Tech (9/13/18)
TFLs: 0.5, vs. Tennessee Tech (9/13/18)

GAME-BY-GAME DEFENSE

2018	G/GS	U-A-T	TFL	Sack	INT	PB	QH	F/R
at MSU	0/0	0-0-0	0.0-0	0.0-0	0	0	0	0/0
NMSU	0/0	0-0-0	0.0-0	0.0-0	0	0	0	0/0
TTU	1/0	0-5-5	0.5-0	0.0-0	0	0	0	0/0
AFA	0/0	0-0-0	0.0-0	0.0-0	0	0	0	0/0
at BYU	0/0	0-0-0	0.0-0	0.0-0	0	0	0	0/0
UNLV	0/0	0-0-0	0.0-0	0.0-0	0	0	0	0/0
at WYO	0/0	0-0-0	0.0-0	0.0-0	0	0	0	0/0
UNM	0/0	0-0-0	0.0-0	0.0-0	0	0	0	0/0
at UH	0/0	0-0-0	0.0-0	0.0-0	0	0	0	0/0
SJSU	0/0	0-0-0	0.0-0	0.0-0	0	0	0	0/0
at CSU	0/0	0-0-0	0.0-0	0.0-0	0	0	0	0/0
at BSU	0/0	0-0-0	0.0-0	0.0-0	0	0	0	0/0

ADEWALE ADEOYE 55

DE • 6-3 • 275 • SR-2L
St. Louis, Mo.
(Ritenour HS)

CAREER STATS - DEFENSE

Year	G/GS	UA-AT-TT	TFL	Sack	INT	PB	FF	FR
2015	0/0	0-0-0	0.0-0	0.0-0	0-0	0	0	0
2016	7/0	0-2-2	0.0-0	0.0-0	0-0	0	0	0
2017	13/6	18-25-43	4.5-8	1.0-4	0-0	0	1	0
2018	7/3	10-14-24	3.0-6	0.0-0	0-0	0	0	3
TOTAL	**27/9**	**28-41-69**	**7.5-14**	**1.0-4**	**0-0**	**0**	**1**	**3**

CAREER HIGHS - DEFENSE

Tackles: 7, vs. Air Force (9/22/18)
Sacks: 1, vs. Idaho State (9/7/17)
TFLs: 1.5, vs. New Mexico State (9/8/18)
FF: 1, vs Hawai'i (11/18/17)
FR: 2, vs. New Mexico State (9/8/18)
QBH: 1, vs. Tennessee Tech (9/13/18)

GAME-BY-GAME DEFENSE

2018	G/GS	U-A-T	TFL	Sack	INT	PB	QH	F/R
at MSU	1/1	1-5-6	0.0-0	0.0-0	0	0	0	0/0
NMSU	1/1	3-3-6	1.5-4	0.0-0	0	0	0	0/2
TTU	1/1	0-0-0	0.0-0	0.0-0	0	0	1	0/0
AFA	1/1	3-4-7	0.0-0	0.0-0	0	0	0	0/0
at BYU	1/0	1-0-1	0.0-0	0.0-0	0	0	0	0/0
UNLV	1/0	0-2-2	0.5-1	0.0-0	0	0	0	0/0
at WYO	1/0	2-0-2	1.0-1	0.0-0	0	0	0	0/1
UNM	0/0	0-0-0	0.0-0	0.0-0	0	0	0	0/0
at UH	0/0	0-0-0	0.0-0	0.0-0	0	0	0	0/0
SJSU	0/0	0-0-0	0.0-0	0.0-0	0	0	0	0/0
at CSU	0/0	0-0-0	0.0-0	0.0-0	0	0	0	0/0
at BSU	0/0	0-0-0	0.0-0	0.0-0	0	0	0	0/0

2017	G/GS	U-A-T	TFL	Sack	INT	PB	QH	F/R
at WIS	1/0	0-2-2	0.0-0	0.0-0	0	0	0	0/0
ISU	1/1	1-3-4	1.0-4	1.0-4	0	0	0	0/0
at WF	1/1	4-1-5	1.0-1	0.0-0	0	0	0	0/0
at SJSU	1/1	0-2-2	0.0-0	0.0-0	0	0	0	0/0
BYU	1/1	0-3-3	0.5-1	0.0-0	0	0	0	0/0
CSU	1/1	0-1-1	0.0-0	0.0-0	0	0	0	0/0
WYO	1/1	0-2-2	0.0-0	0.0-0	0	0	0	0/0
at UNLV	1/1	1-3-4	0.0-0	0.0-0	0	0	0	0/0
BSU	1/0	1-3-4	1.0-1	0.0-0	0	0	0	0/0
at UNM	1/0	2-1-3	0.0-0	0.0-0	0	0	0	0/0
UH	1/0	5-1-6	0.0-0	0.0-0	0	0	1	1/0
at AFA	1/0	1-3-4	0.0-0	0.0-0	0	0	0	0/0
vs NMSU	1/0	0-0-0	0.0-0	0.0-0	0	0	0	0/0

2016	G/GS	U-A-T	TFL	Sack	INT	PB	QH	F/R
WSU	1/0	0-0-0	0.0-0	0.0-0	0	0	0	0/0
at USC	0/0	0-0-0	0.0-0	0.0-0	0	0	0	0/0
ASU	0/0	0-0-0	0.0-0	0.0-0	0	0	0	0/0
AFA	1/0	0-1-1	0.0-0	0.0-0	0	0	0	0/0
at BSU	0/0	0-0-0	0.0-0	0.0-0	0	0	0	0/0
at CSU	0/0	0-0-0	0.0-0	0.0-0	0	0	0	0/0
FS	0/0	0-0-0	0.0-0	0.0-0	0	0	0	0/0
SDSU	1/0	0-1-1	0.0-0	0.0-0	0	0	0	0/0
at WYO	1/0	0-1-1	0.0-0	0.0-0	0	0	0	0/0
UNM	1/0	0-0-0	0.0-0	0.0-0	0	0	0	0/0
at NEV	1/0	0-0-0	0.0-0	0.0-0	0	0	0	0/0
at BYU	1/0	0-0-0	0.0-0	0.0-0	0	0	0	0/0

GASETOTO SCHUSTER 56

NG • 6-0 • 295 • SR-3L
Long Beach, Calif.
(Long Beach Poly HS)

CAREER STATS - DEFENSE

Year	G/GS	UA-AT-TT	TFL	Sack	INT	PB	FF	FR
2015	10/0	1-5-6	0.0-0	0.0-0	0-0	0	0	0
2016	11/0	3-15-18	0.0-0	0.0-0	0-0	0	0	0
2017	12/5	8-15-23	2.0-10	0.0-0	0-0	0	2	0
2018	2/0	0-0-0	0.0-0	0.0-0	0-0	0	0	0
TOTAL	**35/5**	**12-35-47**	**2.0-10**	**0.0-0**	**0-0**	**0**	**2**	**0**

CAREER HIGHS - DEFENSE

Tackles: 6, at Wake Forest (9/16/17)
TFLs: 1.0, two times
FF: 1, two times
QBH: 1, vs. Idaho State (9/7/17)

GAME-BY-GAME DEFENSE

2018	G/GS	U-A-T	TFL	Sack	INT	PB	QH	F/R
at MSU	1/0	0-0-0	0.0-0	0.0-0	0	0	0	0/0
NMSU	1/0	0-0-0	0.0-0	0.0-0	0	0	0	0/0
TTU	0/0	0-0-0	0.0-0	0.0-0	0	0	0	0/0
AFA	0/0	0-0-0	0.0-0	0.0-0	0	0	0	0/0
at BYU	0/0	0-0-0	0.0-0	0.0-0	0	0	0	0/0
UNLV	0/0	0-0-0	0.0-0	0.0-0	0	0	0	0/0
at WYO	0/0	0-0-0	0.0-0	0.0-0	0	0	0	0/0
UNM	0/0	0-0-0	0.0-0	0.0-0	0	0	0	0/0
at UH	0/0	0-0-0	0.0-0	0.0-0	0	0	0	0/0
SJSU	0/0	0-0-0	0.0-0	0.0-0	0	0	0	0/0
at CSU	0/0	0-0-0	0.0-0	0.0-0	0	0	0	0/0
at BSU	0/0	0-0-0	0.0-0	0.0-0	0	0	0	0/0

2017	G/GS	U-A-T	TFL	Sack	INT	PB	QH	F/R
at WIS	1/1	2-0-2	0.0-0	0.0-0	0	0	0	0/0
ISU	1/1	0-0-0	0.0-0	0.0-0	0	0	1	0/0
at WF	1/1	4-2-6	0.0-0	0.0-0	0	0	0	1/0
at SJSU	1/1	1-1-2	1.0-4	0.0-0	0	0	0	0/0
BYU	1/0	0-1-1	0.0-0	0.0-0	0	0	0	0/0
CSU	1/1	1-1-2	1.0-6	0.0-0	0	0	0	1/0
WYO	1/0	0-1-1	0.0-0	0.0-0	0	0	0	0/0
at UNLV	1/0	0-1-1	0.0-0	0.0-0	0	0	0	0/0
BSU	1/0	0-1-1	0.0-0	0.0-0	0	0	0	0/0
at UNM	1/0	0-1-1	0.0-0	0.0-0	0	0	0	0/0
UH	0/0	0-0-0	0.0-0	0.0-0	0	0	0	0/0
at AFA	1/0	0-6-6	0.0-0	0.0-0	0	0	0	0/0
vs NMSU	1/0	0-0-0	0.0-0	0.0-0	0	0	0	0/0

2016	G/GS	U-A-T	TFL	Sack	INT	PB	QH	F/R
WSU	1/0	0-3-3	0.0-0	0.0-0	0	0	0	0/0
at USC	1/0	1-1-2	0.0-0	0.0-0	0	0	0	0/0
ASU	1/0	0-0-0	0.0-0	0.0-0	0	0	0	0/0
AFA	1/0	0-3-3	0.0-0	0.0-0	0	0	0	0/0
at BSU	1/0	2-1-3	0.0-0	0.0-0	0	0	0	0/0
at CSU	1/0	0-1-1	0.0-0	0.0-0	0	0	0	0/0
FS	1/0	0-2-2	0.0-0	0.0-0	0	0	0	0/0
SDSU	1/0	0-0-0	0.0-0	0.0-0	0	0	0	0/0
at WYO	1/0	0-2-2	0.0-0	0.0-0	0	0	0	0/0
UNM	1/0	0-1-1	0.0-0	0.0-0	0	0	0	0/0
at NEV	0/0	0-0-0	0.0-0	0.0-0	0	0	0	0/0
at BYU	1/0	0-1-1	0.0-0	0.0-0	0	0	0	0/0

2015	G/GS	U-A-T	TFL	Sack	INT	PB	QH	F/R
SUU	1/0	0-0-0	0.0-0	0.0-0	0	0	0	0/0
at Utah	1/0	0-1-1	0.0-0	0.0-0	0	0	0	0/0
at Wash	1/0	1-2-3	0.0-0	0.0-0	0	0	0	0/0
CSU	1/0	0-1-1	0.0-0	0.0-0	0	0	0	0/0
at FS	1/0	0-0-0	0.0-0	0.0-0	0	0	0	0/0
BSU	1/0	0-0-0	0.0-0	0.0-0	0	0	0	0/0
at SDSU	1/0	0-0-0	0.0-0	0.0-0	0	0	0	0/0
WYO	1/0	0-1-1	0.0-0	0.0-0	0	0	0	0/0
at AFA	1/0	0-0-0	0.0-0	0.0-0	0	0	0	0/0
vs. AKR	1/0	0-0-0	0.0-0	0.0-0	0	0	0	0/0

DNP: @UNM, NEV, BYU



SIOTAME ULUAVE 56

OL • 6-3 • 300 • SO-JC
Kahuku, Hawaii
(Kahuku HS)
(Snow College)

CAREER STATS - OFFENSIVE LINE

Year	G/GS	Snp	Grd	Tch	Eff.	Ass.	KD
2018	2/0	28	NA	NA	NA	NA	2

GAME-BY-GAME - OFFENSIVE LINE

2018	G/GS	Snp	Grd	Tch	Eff.	Ass.	KD
at MSU	0/0	0	0	0	0	0	0
NMSU	0/0	0	NA	NA	NA	NA	0
TTU	1/0	8	NA	NA	NA	NA	1
AFA	0/0	0	0	0	0	0	0
at BYU	0/0	0	0	0	0	0	0
UNLV	1/0	20	0	0	0	0	1
at WYO	0/0	0	0	0	0	0	0
UNM	0/0	0	0	0	0	0	0
at UH	0/0	0	0	0	0	0	0
SJSU	0/0	0	0	0	0	0	0
at CSU	0/0	0	0	0	0	0	0
at BSU	0/0	0	0	0	0	0	0

BRANDON PADA 57

LS • 5-10 • 205 • SO-SQ
Glendale, Ariz.
(Mountain Ridge HS)

CAREER STATS - DEFENSE

Year	G/GS	UA-AT-TT	TFL	Sack	INT	PB	FF	FR
2017	0/0	0-0-0	0.0-0	0.0-0	0-0	0	0	0
2018	6/0	0-0-0	0.0-0	0.0-0	0-0	0	0	0
TOTAL	**7/0**	**0-0-0**	**0.0-0**	**0.0-0**	**0-0**	**0**	**0**	**0**

GAME-BY-GAME DEFENSE

2018	G/GS	U-A-T	TFL	Sack	INT	PB	QH	F/R
at MSU	1/0	0-0-0	0.0-0	0.0-0	0	0	0	0/0
NMSU	1/0	0-0-0	0.0-0	0.0-0	0	0	0	0/0
TTU	1/0	0-0-0	0.0-0	0.0-0	0	0	0	0/0
AFA	1/0	0-0-0	0.0-0	0.0-0	0	0	0	0/0
at BYU	1/0	0-0-0	0.0-0	0.0-0	0	0	0	0/0
UNLV	1/0	0-0-0	0.0-0	0.0-0	0	0	0	0/0
at WYO	1/0	0-0-0	0.0-0	0.0-0	0	0	0	0/0
UNM	0/0	0-0-0	0.0-0	0.0-0	0	0	0	0/0
at UH	0/0	0-0-0	0.0-0	0.0-0	0	0	0	0/0
SJSU	0/0	0-0-0	0.0-0	0.0-0	0	0	0	0/0
at CSU	0/0	0-0-0	0.0-0	0.0-0	0	0	0	0/0
at BSU	0/0	0-0-0	0.0-0	0.0-0	0	0	0	0/0

DEMYTRICK ALI'IFUA 58

OL • 6-3 • 310 • SO-1L
San Leandro, Calif.
(San Leandro HS)

CAREER STATS - OFFENSIVE LINE

Year	G/GS	Snp	Grd	Tch	Eff.	Ass.	KD
2017	13/2	399	79	71	91	88	20
2018	7/2	209	NA	NA	NA	NA	12
TOTAL	**20/4**	**608**	**79**	**71**	**91**	**88**	**32**

GAME-BY-GAME - OFFENSIVE LINE

2018	G/GS	Snp	Grd	Tch	Eff.	Ass.	KD
at MSU	1/0	40	NA	NA	NA	NA	2
NMSU	1/0	34	NA	NA	NA	NA	4
TTU	1/0	28	NA	NA	NA	NA	0
AFA	1/0	23	NA	NA	NA	NA	1
at BYU	1/0	44	NA	NA	NA	NA	4
UNLV	1/1	40	NA	NA	NA	NA	1
at WYO	1/1	0	NA	NA	NA	NA	0
UNM	0/0	0	0	0	0	0	0
at UH	0/0	0	0	0	0	0	0
SJSU	0/0	0	0	0	0	0	0
at CSU	0/0	0	0	0	0	0	0
at BSU	0/0	0	0	0	0	0	0

2017	G/GS	Snp	Grd	Tch	Eff.	Ass.	KD
at WIS	1/0	17	76	65	91	81	2
ISU	1/0	33	78	67	88	79	2
at WF	1/0	22	77	69	84	77	0
at SJSU	1/0	25	83	82	92	86	2
BYU	1/0	16	85	83	88	92	0
CSU	1/1	62	66	69	79	75	1
WYO	1/1	80	79	78	86	80	6
at UNLV	1/0	11	83	72	92	86	0
BSU	1/0	50	77	69	84	77	4
at UNM	1/0	15	75	77	82	76	0
UH	1/0	29	80	75	85	80	1
at AFA	1/0	9	82	76	83	82	0
vs NMSU	1/0	30	83	82	92	86	2

CONNOR COLES 59

PK • 6-0 • 190 • SO-SQ
Bozeman, Mont.
(Bozeman HS)

CAREER STATS - SCORING

Year	PAT	FG	Total	AVG/G
2018	2	0	2	2.0

CAREER HIGHS - SCORING

Points: 2, vs. Tennessee Tech (9/13/18)

CAREER STATS - KICKOFFS

Year	GP	No.	Yds	Avg	TB
2017	2	3	165	55.0	0
2018	1	1	64	64.0	0
TOTAL	**3**	**4**	**229**	**57.3**	**0**

GAME-BY-GAME - KICKOFFS

2018	No	Yds	Avg	TB	OB
at MSU	0	0	0.0	0	0
NMSU	0	0	0.0	0	0
TTU	1	64	64.0	0	0
AFA	0	0	0.0	0	00
at BYU	0	0	0.0	0	0
UNLV	0	0	0.0	0	0
at WYO	0	0	0.0	0	0
UNM	0	0	0.0	0	0
at UH	0	0	0.0	0	0
SJSU	0	0	0.0	0	0
at CSU	0	0	0.0	0	0
at BSU	0	0	0.0	0	0

2017	No	Yds	Avg	TB	OB
at WIS	0	0	0.0	0	0
ISU	2	130	65.0	0	0
at WF	0	0	0.0	0	0
at SJSU	1	35	35.0	0	0
BYU	0	0	0.0	0	0
CSU	0	0	0.0	0	0
WYO	0	0	0.0	0	0
at UNLV	0	0	0.0	0	0
BSU	0	0	0.0	0	0
at UNM	0	0	0.0	0	0
UH	0	0	0.0	0	0
at AFA	0	0	0.0	0	0
vs NMSU	0	0	0.0	0	0

WYATT BOWLES 60

OL • 6-4 • 280 • FR-HS
West Point, Utah
(Syracuse HS)

CAREER STATS - OFFENSIVE LINE

Year	G/GS	Snp	Grd	Tch	Eff.	Ass.	KD
2018	3/0	23	NA	NA	NA	NA	0

GAME-BY-GAME - OFFENSIVE LINE

2018	G/GS	Snp	Grd	Tch	Eff.	Ass.	KD
at MSU	0/0	0	0	0	0	0	0
NMSU	1/0	7	NA	NA	NA	NA	0
TTU	1/0	7	NA	NA	NA	NA	0
AFA	0/0	0	0	0	0	0	0
at BYU	0/0	0	0	0	0	0	0
UNLV	1/0	9	NA	NA	NA	NA	0
at WYO	0/0	0	0	0	0	0	0
UNM	0/0	0	0	0	0	0	0
at UH	0/0	0	0	0	0	0	0
SJSU	0/0	0	0	0	0	0	0
at CSU	0/0	0	0	0	0	0	0
at BSU	0/0	0	0	0	0	0	0

DOMINIK EBERLE 62

PK • 6-2 • 195 • JR-1L
Nuremberg, Germany
(Redondo Union (CA) HS)

CAREER STATS - KICKING

Year	FGM-A	PCT	1-19	20-29	30-39	40-49	50+
2016	3-5	.600	0-0	2-2	0-0	1-3	0-0
2017	18-24	.750	0-0	8-9	5-6	4-8	1-1
2018	11-14	.786	0-0	2-3	2-3	4-4	3-4
TOTAL	**32-43**	**.744**	**0-0**	**12-14**	**7-9**	**9-15**	**4-5**

CAREER HIGHS - KICKING

FG: 6, vs. New Mexico State (9/8/18)
FG Att: 6, two times
Long: 52, at San José State (9/23/17)

CAREER STATS - KICKOFFS

Year	GP	No.	Yds	Avg	TB
2016	4	1	43	43.0	0
2017	13	73	4,405	60.3	38
2018	7	56	3,555	63.5	38
TOTAL	**24**	**130**	**8,003**	**61.5**	**76**

CAREER STATS - SCORING

Year	PAT	FG	Total	AVG/G
2016	0	3	9	3.0
2017	47	18	101	7.8
2018	40	11	73	10.4
TOTAL	**87**	**32**	**183**	**7.9**

CAREER HIGHS - SCORING

Points: 24, vs. New Mexico State (9/8/18)

GAME-BY-GAME KICKING

2018	FGM-A	PCT	1-19	20-29	30-39	40-49	50+
at MSU	1-1	1.000	0-0	0-0	0-0	1-1	0-0
NMSU	6-6	1.000	0-0	1-1	1-1	1-1	3-3
TTU	1-1	1.000	0-0	0-0	1-1	0-0	0-0
AFA	0-0	.000	0-0	0-0	0-0	0-0	0-0
at BYU	1-1	1.000	0-0	0-0	0-0	1-1	0-0
UNLV	1-3	.333	0-0	1-2	0-1	0-0	0-0
at WYO	1-2	.500	0-0	0-0	0-0	1-1	0-1
UNM	0-0	.000	0-0	0-0	0-0	0-0	0-0
at UH	0-0	.000	0-0	0-0	0-0	0-0	0-0
SJSU	0-0	.000	0-0	0-0	0-0	0-0	0-0
at CSU	0-0	.000	0-0	0-0	0-0	0-0	0-0
at BSU	0-0	.000	0-0	0-0	0-0	0-0	0-0

2017	FGM-A	PCT	1-19	20-29	30-39	40-49	50+
at WIS	1-1	1.000	0-0	1-1	0-0	0-0	0-0
ISU	2-2	1.000	0-0	1-1	0-0	1-1	0-0
at WF	1-1	1.000	0-0	0-0	1-1	0-0	0-0
at SJSU	4-4	1.000	0-0	3-3	0-0	0-0	1-1
BYU	2-3	.667	0-0	0-0	2-3	0-0	0-0
CSU	3-3	1.000	0-0	0-0	1-1	2-2	0-0
WYO	0-0	.000	0-0	0-0	0-0	0-0	0-0
at UNLV	1-1	1.000	0-0	1-1	0-0	0-0	0-0
BSU	0-0	.000	0-0	0-0	0-0	0-0	0-0
at UNM	1-1	1.000	0-0	1-1	0-0	0-0	0-0
UH	1-2	.500	0-0	1-1	0-0	0-1	0-0
at AFA	0-0	.000	0-0	0-0	0-0	0-0	0-0
vs NMSU	2-6	.333	0-0	0-1	2-2	0-3	0-0

2016	FGM-A	PCT	1-19	20-29	30-39	40-49	50+
WSU	0-0	.000	0-0	0-0	0-0	0-0	0-0
at USC	0-0	.000	0-0	0-0	0-0	0-0	0-0
ASU	0-0	.000	0-0	0-0	0-0	0-0	0-0
AFA	0-0	.000	0-0	0-0	0-0	0-0	0-0
at BSU	0-0	.000	0-0	0-0	0-0	0-0	0-0
at CSU	0-0	.000	0-0	0-0	0-0	0-0	0-0
FS	0-0	.000	0-0	0-0	0-0	0-0	0-0
SDSU	0-0	.000	0-0	0-0	0-0	0-0	0-0
at WYO	0-1	.000	0-0	0-0	0-0	0-1	0-0
UNM	0-0	.000	0-0	0-0	0-0	0-0	0-0
at NEV	3-3	1.000	0-0	2-2	0-0	1-1	0-0
at BYU	0-1	.000	0-0	0-0	0-0	0-1	0-0

GAME-BY-GAME - KICKOFFS

2018	No	Yds	Avg	TB	OB
at MSU	6	372	62.0	2	0
NMSU	12	754	62.8	9	1
TTU	8	519	64.9	7	1
AFA	7	414	59.1	5	0
at BYU	8	525	65.6	4	0
UNLV	10	648	64.8	7	0
at WYO	5	323	64.6	4	1
UNM	0	0	0.0	0	0
at UH	0	0	0.0	0	0
SJSU	0	0	0.0	0	0
at CSU	0	0	0.0	0	0
at BSU	0	0	0.0	0	0

2017	No	Yds	Avg	TB	OB
at WIS	3	195	65.0	1	0
ISU	8	517	64.6	5	0
at WF	3	195	65.0	0	0
at SJSU	10	582	58.2	6	0
BYU	8	463	57.9	3	0
CSU	2	115	57.5	2	0
WYO	6	358	59.7	3	0
at UNLV	9	557	61.9	6	0
BSU	2	130	65.0	2	0
at UNM	5	302	60.4	3	0
UH	7	437	62.4	2	0
at AFA	6	378	63.0	5	0
vs NMSU	4	176	44.0	0	1

2016	No	Yds	Avg	TB	OB
WSU	0	0	0.0	0	0
at USC	1	43	43.0	0	0
ASU	0	0	0.0	0	0
AFA	0	0	0.0	0	0
at BSU	0	0	0.0	0	0
at CSU	0	0	0.0	0	0
FS	0	0	0.0	0	0
SDSU	0	0	0.0	0	0
at WYO	0	0	0.0	0	0
UNM	0	0	0.0	0	0
at NEV	0	0	0.0	0	0
at BYU	0	0	0.0	0	0

TAYLOR HINTZE 63

P/PK • 6-1 • 200 • JR-TR
Sandy, Utah
(Alta HS)
(Weber State)

CAREER STATS - PUNTS

Year	GP	No.	Yds	Avg	LG	50+	I20
2018	7	29	1,257	43.3	67	5	9

CAREER HIGHS - PUNTS

Punts: 9, at Wyoming (10/20/18)
Avg: 48.3, vs. New Mexico State (9/8/18)
Long: 67, vs. Air Force (9/22/18)
I20: 3, at Wyoming (10/20/18)

CAREER STATS - SCORING

Year	PAT	FG	Total	AVG/G
2018	1	0	1	1.0

CAREER HIGHS - SCORING

Points: 1, vs. Tennessee Tech (9/13/18)

CAREER STATS - KICKOFFS

Year	GP	No.	Yds	Avg	TB
2018	5	4	260	65.0	3

GAME-BY-GAME - PUNTING

2018	No.	Yds	Avg	LG	I20
at MSU	3	97	32.3	40	0
NMSU	3	145	48.3	50	1
TTU	0	0	0.0	0	0
AFA	6	266	46.2	67	2
at BYU	5	214	42.8	50	2

UNLV	3	138	46.0	52	1
at WYO	9	386	42.9	48	3
UNM	0	0	0.0	0	0
at UH	0	0	0.0	0	0
SJSU	0	0	0.0	0	0
at CSU	0	0	0.0	0	0
at BSU	0	0	0.0	0	0

GAME-BY-GAME - KICKOFFS

2018	No	Yds	Avg	TB	OB
at MSU	0	0	0.0	0	0
NMSU	1	65	65.0	1	0
TTU	3	195	65.0	2	0
AFA	0	0	0.0	0	0
at BYU	0	0	0.0	0	0
UNLV	0	0	0.0	0	0
at WYO	0	0	0.0	0	0
UNM	0	0	0.0	0	0
at UH	0	0	0.0	0	0
SJSU	0	0	0.0	0	0
at CSU	0	0	0.0	0	0
at BSU	0	0	0.0	0	0

HENELI AVENDANO 64

OL • 6-3 • 315 • FR-HS
Sandy, Utah
(Jordan HS)

CAREER STATS - OFFENSIVE LINE

Year	G/GS	Snp	Grd	Tch	Eff.	Ass.	KD
2018	2/0	40	NA	NA	NA	NA	0

GAME-BY-GAME - OFFENSIVE LINE

2018	G/GS	Snp	Grd	Tch	Eff.	Ass.	KD
at MSU	0/0	0	0	0	0	0	0
NMSU	1/0	17	NA	NA	NA	NA	0
TTU	1/0	23	NA	NA	NA	NA	0
AFA	0/0	0	0	0	0	0	0
at BYU	0/0	0	0	0	0	0	0
UNLV	0/0	0	0	0	0	0	0
at WYO	0/0	0	0	0	0	0	0
UNM	0/0	0	0	0	0	0	0
at UH	0/0	0	0	0	0	0	0
SJSU	0/0	0	0	0	0	0	0
at CSU	0/0	0	0	0	0	0	0
at BSU	0/0	0	0	0	0	0	0

KARTER SHAW 65

OL • 6-3 • 285 • FR-HS
South Jordan, Utah
(Herriman HS)

CAREER STATS - OFFENSIVE LINE

Year	G/GS	Snp	Grd	Tch	Eff.	Ass.	KD
2018	2/0	27	NA	NA	NA	NA	1

GAME-BY-GAME - OFFENSIVE LINE

2018	G/GS	Snp	Grd	Tch	Eff.	Ass.	KD
at MSU	0/0	0	0	0	0	0	0
NMSU	1/0	7	NA	NA	NA	NA	0
TTU	1/0	20	NA	NA	NA	NA	1
AFA	0/0	0	0	0	0	0	0
at BYU	0/0	0	0	0	0	0	0
UNLV	0/0	0	0	0	0	0	0
at WYO	0/0	0	0	0	0	0	0
UNM	0/0	0	0	0	0	0	0
at UH	0/0	0	0	0	0	0	0
SJSU	0/0	0	0	0	0	0	0
at CSU	0/0	0	0	0	0	0	0
at BSU	0/0	0	0	0	0	0	0



KJ ULUAVE 66

OL • 6-4 • 300 • SR-1L
Laie, Hawai'i
(Kahuku HS)

CAREER STATS - OFFENSIVE LINE

Year	G/GS	Snp	Grd	Tch	Eff.	Ass.	KD
2015	2/0	24	71	n/a	n/a	n/a	1
2016	12/4	294	83	70	83	83	13
2017	1/0	8	58	87	38	50	1
2018	2/0	20	0	0	0	0	0
TOTAL	**16/4**	**346**	**71**	**79**	**61**	**67**	**14**

GAME-BY-GAME - OFFENSIVE LINE

2018	G/GS	Snp	Grd	Tch	Eff.	Ass.	KD
at MSU	0/0	0	0	0	0	0	0
NMSU	0/0	0	0	0	0	0	0
TTU	0/0	0	0	0	0	0	0
AFA	0/0	0	0	0	0	0	0
at BYU	0/0	0	0	0	0	0	0
UNLV	1/0	20	NA	NA	NA	NA	0
at WYO	1/0	0	NA	NA	NA	NA	0
UNM	0/0	0	0	0	0	0	0
at UH	0/0	0	0	0	0	0	0
SJSU	0/0	0	0	0	0	0	0
at CSU	0/0	0	0	0	0	0	0
at BSU	0/0	0	0	0	0	0	0

2017	G/GS	Snp	Grd	Tch	Eff.	Ass.	KD
at WIS	0/0	0	0	0	0	0	0
ISU	1/0	8	58	87	38	50	01
at WF	0/0	0	0	0	0	0	0
at SJSU	0/0	0	0	0	0	0	0
BYU	0/0	0	0	0	0	0	0
CSU	0/0	0	0	0	0	0	0
WYO	0/0	0	0	0	0	0	0
at UNLV	0/0	0	0	0	0	0	0
BSU	0/0	0	0	0	0	0	0
at UNM	0/0	0	0	0	0	0	0
UH	0/0	0	0	0	0	0	0
at AFA	0/0	0	0	0	0	0	0
vs NMSU	0/0	0	0	0	0	0	0

2016	G/GS	Snp	Grd	Tch	Eff.	Ass.	KD
WSU	1/0	5	67	n/a	80	80	1
at USC	1/0	3	89	67	100	100	0
ASU	1/0	n/a	n/a	n/a	n/a	n/a	n/a
AFA	1/0	n/a	n/a	n/a	n/a	n/a	n/a
at BSU	1/0	n/a	n/a	n/a	n/a	n/a	n/a
at CSU	1/0	n/a	n/a	n/a	n/a	n/a	n/a
FS	1/0	n/a	n/a	n/a	n/a	n/a	n/a
SDSU	1/0	27	78	70	70	78	2
at WYO	1/1	75	77	65	84	77	6
UNM	1/1	59	82	78	82	82	2
at NEV	1/1	68	78	70	82	78	1
at BYU	1/1	51	83	70	83	83	2

2015	G/GS	Snp	Grd	Tch	Eff.	Ass	KD
at FS	1/0	16	71	n/a	n/a	n/a	0
WYO	1/0	8	70	**n/a**	**n/a**	**n/a**	1

DNP: SUU, @Utah, @Wash, CSU, BSU, @SDSU, UNM, @ AFA, NEV, BYU, vs. AKR

CONNOR MEYERS 67

OL • 6-4 • 290 • SO-SQ
McLean, Va.
(McLean HS)
(Southern Utah)

CAREER STATS - OFFENSIVE LINE

Year	G/GS	Snp	Grd	Tch	Eff.	Ass.	KD
2018	2/0	11	NA	NA	NA	NA	0

GAME-BY-GAME - OFFENSIVE LINE

2018	G/GS	Snp	Grd	Tch	Eff.	Ass.	KD
at MSU	0/0	0	0	0	0	0	0
NMSU	0/0	0	0	0	0	0	0
TTU	1/0	8	NA	NA	NA	NA	0
AFA	0/0	0	0	0	0	0	0
at BYU	0/0	0	0	0	0	0	0
UNLV	1/0	3	NA	NA	NA	NA	0
at WYO	0/0	0	0	0	0	0	0
UNM	0/0	0	0	0	0	0	0
at UH	0/0	0	0	0	0	0	0
SJSU	0/0	0	0	0	0	0	0
at CSU	0/0	0	0	0	0	0	0
at BSU	0/0	0	0	0	0	0	0

MORONI INIGUEZ 68

OL • 6-2 • 320 • JR-1L
Kaysville, Utah
(Davis HS)
(Snow CC)

CAREER STATS - OFFENSIVE LINE

Year	G/GS	Snp	Grd	Tch	Eff.	Ass.	KD
2017	13/13	739	84	75	89	82	32
2018	5/0	79	NA	NA	NA	NA	4
TOTAL	**18/13**	**818**	**84**	**75**	**89**	**82**	**36**

GAME-BY-GAME - OFFENSIVE LINE

2018	G/GS	Snp	Grd	Tch	Eff.	Ass.	KD
at MSU	0/0	0	0	0	0	0	0
NMSU	0/0	0	0	0	0	0	0
TTU	1/0	8	NA	NA	NA	NA	1
AFA	1/0	15	NA	NA	NA	NA	0
at BYU	1/0	33	NA	NA	NA	NA	3
UNLV	1/0	23	NA	NA	NA	NA	0
at WYO	1/0	0	NA	NA	NA	NA	0
UNM	0/0	0	0	0	0	0	0
at UH	0/0	0	0	0	0	0	0
SJSU	0/0	0	0	0	0	0	0
at CSU	0/0	0	0	0	0	0	0
at BSU	0/0	0	0	0	0	0	0
2017	**G/GS**	**Snp**	**Grd**	**Tch**	**Eff.**	**Ass.**	**KD**
at WIS	1/1	63	76	69	79	79	0
ISU	1/1	53	82	75	85	85	7
at WF	1/1	55	74	65	80	78	2
at SJSU	1/1	85	83	71	90	87	6
BYU	1/1	80	88	80	85	86	1
CSU	1/1	62	75	70	80	77	4
WYO	1/1	80	78	70	85	86	5
at UNLV	1/1	68	83	81	90	87	1
BSU	1/1	20	74	65	80	78	1
at UNM	1/1	38	82	75	90	85	0
UH	1/1	39	88	80	90	80	2
at AFA	1/1	58	85	78	88	83	1
vs NMSU	1/1	55	74	65	80	78	2

JAKE TEMPLETON 69

OL • 6-2 • 305 • SR-SQ
Boise, Idaho
(Timberline HS)
(Boise State)

CAREER STATS - OFFENSIVE LINE

Year	G/GS	Snp	Grd	Tch	Eff.	Ass.	KD
2017	1/0	7	67	58	72	72	0
2018	1/0	0	NA	NA	NA	NA	0
TOTAL	**2/0**	**7**	**67**	**58**	**72**	**72**	**0**

CAREER STATS - DEFENSE

Year	G/GS	UA-AT-TT	TFL	Sack	INT	PB	FF	FR
2016	3/0	0-0-0	0.0-0	0.0-0	0-0	0	0	0

GAME-BY-GAME - OFFENSIVE LINE

2018	G/GS	Snp	Grd	Tch	Eff.	Ass.	KD
at MSU	1/0	0	NA	NA	NA	NA	0
NMSU	0/0	0	0	0	0	0	0
TTU	0/0	0	0	0	0	0	0
AFA	0/0	0	0	0	0	0	0
at BYU	0/0	0	0	0	0	0	0
UNLV	0/0	0	0	0	0	0	0
at WYO	0/0	0	0	0	0	0	0

UNM	0/0	0	0	0	0	0	0
at UH	0/0	0	0	0	0	0	0
SJSU	0/0	0	0	0	0	0	0
at CSU	0/0	0	0	0	0	0	0
at BSU	0/0	0	0	0	0	0	0

2017	G/GS	Snp	Grd	Tch	Eff.	Ass.	KD
at WIS	0/0	0	0	0	0	0	0
ISU	1/0	7	67	58	72	72	0
at WF	0/0	0	0	0	0	0	0
at SJSU	0/0	0	0	0	0	0	0
BYU	0/0	0	0	0	0	0	0
CSU	0/0	0	0	0	0	0	0
WYO	0/0	0	0	0	0	0	0
at UNLV	0/0	0	0	0	0	0	0
BSU	0/0	0	0	0	0	0	0
at UNM	0/0	0	0	0	0	0	0
UH	0/0	0	0	0	0	0	0
at AFA	0/0	0	0	0	0	0	0

GAME-BY-GAME DEFENSE

2016	G/GS	U-A-T	TFL	Sack	INT	PB	QH	F/R
WSU	0/0	0-0-0	0.0-0	0.0-0	0	0	0	0/0
at USC	0/0	0-0-0	0.0-0	0.0-0	0	0	0	0/0
ASU	0/0	0-0-0	0.0-0	0.0-0	0	0	0	0/0
AFA	0/0	0-0-0	0.0-0	0.0-0	0	0	0	0/0
at BSU	0/0	0-0-0	0.0-0	0.0-0	0	0	0	0/0
at CSU	0/0	0-0-0	0.0-0	0.0-0	0	0	0	0/0
FS	0/0	0-0-0	0.0-0	0.0-0	0	0	0	0/0
SDSU	1/0	0-0-0	0.0-0	0.0-0	0	0	0	0/0
at WYO	0/0	0-0-0	0.0-0	0.0-0	0	0	0	0/0
UNM	1/0	0-0-0	0.0-0	0.0-0	0	0	0	0/0
at NEV	1/0	0-0-0	0.0-0	0.0-0	0	0	0	0/0
at BYU	0/0	0-0-0	0.0-0	0.0-0	0	0	0	0/0

ROB CASTANEDA 70

OL • 6-4 • 305 • SR-1L
Round Rock, Texas
(Round Rock HS)
(Ellsworth CC)

CAREER STATS - OFFENSIVE LINE

Year	G/GS	Snp	Grd	Tch	Eff.	Ass.	KD
2017	13/13	837	90	81	94	90	42
2018	7/7	274	NA	NA	NA	NA	18
TOTAL	**20/20**	**1,111**	**90**	**81**	**94**	**90**	**60**

GAME-BY-GAME - OFFENSIVE LINE

2018	G/GS	Snp	Grd	Tch	Eff.	Ass.	KD
at MSU	1/1	43	NA	NA	NA	NA	2
NMSU	1/1	52	NA	NA	NA	NA	3
TTU	1/1	42	NA	NA	NA	NA	4
AFA	1/1	39	NA	NA	NA	NA	1
at BYU	1/1	61	NA	NA	NA	NA	4
UNLV	1/1	37	NA	NA	NA	NA	4
at WYO	1/1	0	NA	NA	NA	NA	0
UNM	0/0	0	0	0	0	0	0
at UH	0/0	0	0	0	0	0	0
SJSU	0/0	0	0	0	0	0	0
at CSU	0/0	0	0	0	0	0	0
at BSU	0/0	0	0	0	0	0	0

2017	G/GS	Snp	Grd	Tch	Eff.	Ass.	KD
at WIS	1/1	59	71	54	83	77	2
ISU	1/1	45	91	87	100	96	4
at WF	1/1	46	66	52	75	70	2
at SJSU	1/1	75	97	89	98	95	5
BYU	1/1	73	95	89	100	91	4
CSU	1/1	65	76	70	80	78	1
WYO	1/1	80	79	77	85	81	3
at UNLV	1/1	77	87	79	98	85	4
BSU	1/1	64	76	72	75	70	4
at UNM	1/1	49	84	79	88	85	4
UH	1/1	55	95	90	100	95	5
at AFA	1/1	60	0	0	0	0	1
vs NMSU	1/1	89	79	77	85	81	3

ALFRED EDWARDS 72

OL • 6-7 • 310 • FR-RS
Redlands, Calif.
(Redlands Senior HS)

CAREER STATS - OFFENSIVE LINE

Year	G/GS	Snp	Grd	Tch	Eff.	Ass.	KD
2018	6/5	237	NA	NA	NA	NA	4

GAME-BY-GAME - OFFENSIVE LINE

2018	G/GS	Snp	Grd	Tch	Eff.	Ass.	KD
at MSU	1/1	68	NA	NA	NA	NA	2
NMSU	1/1	51	NA	NA	NA	NA	1
TTU	1/1	50	NA	NA	NA	NA	0
AFA	1/1	64	NA	NA	NA	NA	1
at BYU	1/1	4	NA	NA	NA	NA	0
UNLV	0/0	0	0	0	0	0	0
at WYO	1/0	0	NA	NA	NA	NA	0
UNM	0/0	0	0	0	0	0	0
at UH	0/0	0	0	0	0	0	0
SJSU	0/0	0	0	0	0	0	0
at CSU	0/0	0	0	0	0	0	0
at BSU	0/0	0	0	0	0	0	0

CHANDLER DOLPHIN 74

OL • 6-3 • 305 • FR-RS
Sandy, Utah
(Alta HS)

CAREER STATS - OFFENSIVE LINE

Year	G/GS	Snp	Grd	Tch	Eff.	Ass.	KD
2018	2/0	19	NA	NA	NA	NA	2

GAME-BY-GAME - OFFENSIVE LINE

2018	G/GS	Snp	Grd	Tch	Eff.	Ass.	KD
at MSU	0/0	0	0	0	0	0	0
NMSU	0/0	0	0	0	0	0	0
TTU	1/0	8	NA	NA	NA	NA	2
AFA	0/0	0	0	0	0	0	0
at BYU	0/0	0	0	0	0	0	0
UNLV	1/0	11	NA	NA	NA	NA	0
at WYO	0/0	0	0	0	0	0	0
UNM	0/0	0	0	0	0	0	0
at UH	0/0	0	0	0	0	0	0
SJSU	0/0	0	0	0	0	0	0
at CSU	0/0	0	0	0	0	0	0
at BSU	0/0	0	0	0	0	0	0

TY SHAW 75

OL • 6-4 • 300 • SO-1L
South Jordan, Utah
(Herriman HS)

CAREER STATS - OFFENSIVE LINE

Year	G/GS	Snp	Grd	Tch	Eff.	Ass.	KD
2017	6/0	97	71	41	84	74	9
2018	3/0	34	NA	NA	NA	NA	0
TOTAL	**9/0**	**131**	**71**	**41**	**84**	**74**	**9**

GAME-BY-GAME - OFFENSIVE LINE

2018	G/GS	Snp	Grd	Tch	Eff.	Ass.	KD
at MSU	0/0	0	0	0	0	0	0
NMSU	1/0	10	NA	NA	NA	NA	0
TTU	1/0	4	NA	NA	NA	NA	0
AFA	0/0	0	0	0	0	0	0
at BYU	0/0	0	0	0	0	0	0
UNLV	1/0	20	NA	NA	NA	NA	0
at WYO	0/0	0	0	0	0	0	0
UNM	0/0	0	0	0	0	0	0
at UH	0/0	0	0	0	0	0	0
SJSU	0/0	0	0	0	0	0	0
at CSU	0/0	0	0	0	0	0	0
at BSU	0/0	0	0	0	0	0	0

2017	G/GS	Snp	Grd	Tch	Eff.	Ass.	KD
at WIS	1/0	7	71	31	100	83	0
ISU	1/0	32	82	78	84	84	5
at WF	1/0	13	70	70	77	63	2
at SJSU	1/0	33	61	46	73	64	0
BYU	0/0	0	0	0	0	0	0
CSU	1/0	6	70	70	77	75	1
WYO	0/0	0	0	0	0	0	0
at UNLV	0/0	0	0	0	0	0	0
BSU	0/0	0	0	0	0	0	0
at UNM	0/0	0	0	0	0	0	0
UH	1/0	6	75	70	90	80	1
at AFA	0/0	0	0	0	0	0	0
vs NMSU	0/0	0	0	0	0	0	0

ROMAN ANDRUS 76

OL • 6-4 • 310 • SR-1L
El Dorado Hills, Calif.
(Oakridge HS)
(Snow CC)

CAREER STATS - OFFENSIVE LINE

Year	G/GS	Snp	Grd	Tch	Eff.	Ass.	KD
2017	13/13	880	91	84	94	92	33
2018	7/7	371	NA	NA	NA	NA	9
TOTAL	**20/20**	**1,251**	**91**	**84**	**94**	**92**	**42**

GAME-BY-GAME - OFFENSIVE LINE

2018	G/GS	Snp	Grd	Tch	Eff.	Ass.	KD
at MSU	1/1	75	NA	NA	NA	NA	2
NMSU	1/1	66	NA	NA	NA	NA	3
TTU	1/1	43	NA	NA	NA	NA	0
AFA	1/1	64	NA	NA	NA	NA	0
at BYU	1/1	73	NA	NA	NA	NA	3
UNLV	1/1	50	NA	NA	NA	NA	1
at WYO	1/1	0	NA	NA	NA	NA	0
UNM	0/0	0	0	0	0	0	0
at UH	0/0	0	0	0	0	0	0
SJSU	0/0	0	0	0	0	0	0
at CSU	0/0	0	0	0	0	0	0
at BSU	0/0	0	0	0	0	0	0

2017	G/GS	Snp	Grd	Tch	Eff.	Ass.	KD
at WIS	1/1	72	78	86	86	83	3
ISU	1/1	63	94	80	93	95	2
at WF	1/1	63	71	73	76	75	1
at SJSU	1/1	83	90	90	100	95	3
BYU	1/1	76	95	89	100	90	2
CSU	1/1	65	86	80	90	76	3
WYO	1/1	80	88	89	89	80	7
at UNLV	1/1	71	96	90	98	95	1
BSU	1/1	61	81	83	86	85	3
at UNM	1/1	49	85	90	90	86	1
UH	1/1	47	90	95	96	90	3
at AFA	1/1	61	87	93	93	88	1
vs NMSU	1/1	0	90	95	96	90	3

ANDY KOCH 77

OL • 6-5 • 255 • FR-HS
Eastvale, Calif.
(Eleanor Roosevelt HS)

CAREER STATS - OFFENSIVE LINE

Year	G/GS	Snp	Grd	Tch	Eff.	Ass.	KD
2018	2/0	30	NA	NA	NA	NA	3

GAME-BY-GAME - OFFENSIVE LINE

2018	G/GS	Snp	Grd	Tch	Eff.	Ass.	KD
at MSU	0/0	0	0	0	0	0	0
NMSU	1/0	7	NA	NA	NA	NA	0
TTU	1/0	23	NA	NA	NA	NA	3
AFA	0/0	0	0	0	0	0	0
at BYU	0/0	0	0	0	0	0	0
UNLV	0/0	0	0	0	0	0	0
at WYO	0/0	0	0	0	0	0	0
UNM	0/0	0	0	0	0	0	0
at UH	0/0	0	0	0	0	0	0

SJSU	0/0	0	0	0	0	0	0
at CSU	0/0	0	0	0	0	0	0
at BSU	0/0	0	0	0	0	0	0

JACOB SOUTH 78

OL • 6-5 • 300 • FR-HS
Anacortes, Wash.
(Anacortes HS)

CAREER STATS - OFFENSIVE LINE

Year	G/GS	Snp	Grd	Tch	Eff.	Ass.	KD
2018	2/0	37	NA	NA	NA	NA	1

GAME-BY-GAME - OFFENSIVE LINE

2018	G/GS	Snp	Grd	Tch	Eff.	Ass.	KD
at MSU	0/0	0	0	0	0	0	0
NMSU	1/0	14	NA	NA	NA	NA	0
TTU	1/0	23	NA	NA	NA	NA	1
AFA	0/0	0	0	0	0	0	0
at BYU	0/0	0	0	0	0	0	0
UNLV	0/0	0	0	0	0	0	0
at WYO	0/0	0	0	0	0	0	0
UNM	0/0	0	0	0	0	0	0
at UH	0/0	0	0	0	0	0	0
SJSU	0/0	0	0	0	0	0	0
at CSU	0/0	0	0	0	0	0	0
at BSU	0/0	0	0	0	0	0	0

WADE MEACHAM 79

OL • 6-5 • 300 • FR-HS
Layton, Utah
(Layton HS)

CAREER STATS - OFFENSIVE LINE

Year	G/GS	Snp	Grd	Tch	Eff.	Ass.	KD
2018	3/0	35	NA	NA	NA	NA	0

GAME-BY-GAME - OFFENSIVE LINE

2018	G/GS	Snp	Grd	Tch	Eff.	Ass.	KD
at MSU	0/0	0	0	0	0	0	0
NMSU	1/0	10	NA	NA	NA	NA	0
TTU	1/0	8	NA	NA	NA	NA	0
AFA	0/0	0	0	0	0	0	0
at BYU	0/0	0	0	0	0	0	0
UNLV	1/0	17	NA	NA	NA	NA	0
at WYO	0/0	0	0	0	0	0	0
UNM	0/0	0	0	0	0	0	0
at UH	0/0	0	0	0	0	0	0
SJSU	0/0	0	0	0	0	0	0
at CSU	0/0	0	0	0	0	0	0
at BSU	0/0	0	0	0	0	0	0

SAVON SCARVER 81

WR • 5-11 • 185 • SO-1L
Las Vegas, Nev.
(Centennial HS)

CAREER STATS - RECEIVING

Year	G/GS	Rec	Yds	Avg	TD	Long
2017	13/0	11	240	21.8	1	70
2018	7/0	4	109	27.2	2	38
TOTAL	**20/0**	**15**	**349**	**23.3**	**3**	**70**

CAREER HIGHS - RECEIVING

Receptions: 2, four times
Receiving Yards: 75, at UNLV (10/21/17)
Long Catch: 70, at UNLV (10/21/17)
TD: 1, three times

CAREER STATS - RUSHING

Year	Rush	Yds	Avg	TD	Long
2017	5	14	2.8	0	6
2018	1	14	14.0	0	14
TOTAL	**6**	**28**	**4.7**	**0**	**14**

CAREER HIGHS - RUSHING

Rushes: 2, at New Mexico (11/4/17)
Yards: 14, vs. Tennessee Tech (9/13/18)
Long Rush: 14, vs. Tennessee Tech (9/13/18)

CAREER STATS - KICKOFF RETURNS

Year	Ret	Yds	Avg	TD	LG
2017	26	625	24.0	1	96
2018	11	421	38.3	2	100
TOTAL	**37**	**1,046**	**28.3**	**3**	**100**

CAREER HIGHS - KICKOFF RETURNS

Returns: 4, two times
Yards: 157, at Wyoming (10/20/18)
Long Return: 100, vs. New Mexico State (9/8/18)
TD: 1, three times

GAME-BY-GAME RECEIVING

2018	G/GS	Rec	Yds	Avg	TD	LG
at MSU	1/0	0	0	0.0	0	0
NMSU	1/0	1	9	9.0	0	9
TTU	1/0	1	36	36.0	1	36
AFA	1/0	0	0	0.0	0	0
at BYU	1/0	0	0	0.0	0	0
UNLV	1/0	2	64	32.0	1	38
at WYO	1/0	0	0	0.0	0	0
UNM	0/0	0	0	0.0	0	0
at UH	0/0	0	0	0.0	0	0
SJSU	0/0	0	0	0.0	0	0
at CSU	0/0	0	0	0.0	0	0
at BSU	0/0	0	0	0.0	0	0
2017	**G/GS**	**Rec**	**Yds**	**Avg**	**TD**	**LG**
at WIS	1/0	1	36	36.0	0	36
ISU	1/0	1	35	35.0	0	35
at WF	1/0	0	0	0.0	0	0
at SJSU	1/0	2	14	7.0	0	9
BYU	1/0	0	0	0.0	0	0
CSU	1/0	0	0	0.0	0	0
WYO	1/0	0	0	0.0	0	0
at UNLV	1/0	2	75	37.5	1	70
BSU	1/0	0	0	0.0	0	0
at UNM	1/0	2	9	4.5	0	11
UH	1/0	1	12	12.0	0	12
at AFA	1/0	2	59	29.5	0	46
vs NMSU	0/0	0	0	0	0	0

GAME-BY-GAME RUSHING

2018	Att	Yds	Avg	TD	LG
at MSU	0	0	0.0	0	0
NMSU	0	0	0.0	0	0
TTU	1	14	14.0	0	14
AFA	0	0	0.0	0	0
at BYU	0	0	0.0	0	0
UNLV	0	0	0.0	0	0
at WYO	0	0	0.0	0	0
UNM	0	0	0.0	0	0
at UH	0	0	0.0	0	0
SJSU	0	0	0.0	0	0
at CSU	0	0	0.0	0	0
at BSU	0	0	0.0	0	0
2017	**Att**	**Yds**	**Avg**	**TD**	**LG**
at WIS	1	4	4.0	0	4
ISU	0	0	0.0	0	0
at WF	0	0	0.0	0	0
at SJSU	0	0	0.0	0	0
BYU	0	0	0.0	0	0
CSU	0	0	0.0	0	0
WYO	1	5	5.0	0	5
at UNLV	1	2	2.0	0	2
BSU	0	0	0.0	0	0
at UNM	2	3	1.5	0	6
UH	0	0	0.0	0	0
at AFA	0	0	0.0	0	0
vs NMSU	0	0	0.0	0	0

GAME-BY-GAME KICKOFF RETURNS

2018	Ret	Yds	Avg	TD	LG
at MSU	2	48	24.0	0	24
NMSU	2	130	65.0	1	100
TTU	1	23	23.0	0	23
AFA	3	63	21.0	0	27
at BYU	0	0	0.0	0	0
UNLV	0	0	0.0	0	0
at WYO	3	157	52.3	1	99
UNM	0	0	0.0	0	0
at UH	0	0	0.0	0	0
SJSU	0	0	0.0	0	0
at CSU	0	0	0.0	0	0
at BSU	0	0	0.0	0	0
2017	**Ret**	**Yds**	**Avg**	**TD**	**LG**
at WIS	0	0	0.0	0	0
ISU	3	55	18.3	0	20
at WF	4	69	17.3	0	20
at SJSU	1	21	21.0	0	21
BYU	2	31	15.5	0	22
CSU	3	63	21.0	0	25
WYO	4	89	22.3	0	34
at UNLV	3	108	36.0	0	64
BSU	2	52	26.0	0	33
at UNM	0	0	0.0	0	0
UH	0	0	0.0	0	0
at AFA	2	38	19.0	0	21
vs NMSU	2	99	45.5	1	96

PRESTON CURTIS 82

WR • 5-10 • 180 • FR-RS
Salt Lake City, Utah
(East HS)

CAREER STATS - RECEIVING

Year	G/GS	Rec	Yds	Avg	TD	Long
2018	2/0	0	0	0.0	0	0

GAME-BY-GAME RECEIVING

2018	G/GS	Rec	Yds	Avg	TD	LG
at MSU	0/0	0	0	0.0	0	0
NMSU	1/0	0	0	0.0	0	0
TTU	1/0	0	0	0.0	0	0
AFA	0/0	0	0	0.0	0	0
at BYU	0/0	0	0	0.0	0	0
UNLV	1/0	0	0	0.0	0	0
at WYO	0/0	0	0	0.0	0	0
UNM	0/0	0	0	0.0	0	0
at UH	0/0	0	0	0.0	0	0
SJSU	0/0	0	0	0.0	0	0
at CSU	0/0	0	0	0.0	0	0
at BSU	0/0	0	0	0.0	0	0

TIM PATRICK JR. 83

WR • 6-0 • 180 • FR-HS
San Diego, Calif.
(Morse HS)

CAREER STATS - RECEIVING

Year	G/GS	Rec	Yds	Avg	TD	Long
2018	2/0	0	0	0.0	0	0

GAME-BY-GAME RECEIVING

2018	G/GS	Rec	Yds	Avg	TD	LG
at MSU	0/0	0	0	0.0	0	0
NMSU	0/0	0	0	0.0	0	0
TTU	1/0	0	0	0.0	0	0
AFA	0/0	0	0	0.0	0	0
at BYU	0/0	0	0	0.0	0	0
UNLV	1/0	0	0	0.0	0	0
at WYO	0/0	0	0	0.0	0	0
UNM	0/0	0	0	0.0	0	0
at UH	0/0	0	0	0.0	0	0
SJSU	0/0	0	0	0.0	0	0
at CSU	0/0	0	0	0.0	0	0
at BSU	0/0	0	0	0.0	0	0

EMERSON WOODS 85

TE • 6-3 • 245 • SR-SQ
Sandy, Utah
(Brighton HS)
(Snow College)

CAREER STATS - RECEIVING

Year	G/GS	Rec	Yds	Avg	TD	Long
2017	2/0	0	0	0.0	0	0
2018	1/0	0	0	0.0	0	0
TOTAL	**3/0**	**0**	**0**	**0.0**	**0**	**0**

GAME-BY-GAME RECEIVING

2018	G/GS	Rec	Yds	Avg	TD	LG
at MSU	0/0	0	0	0.0	0	0
NMSU	0/0	0	0	0.0	0	0
TTU	1/0	0	0	0.0	0	0
AFA	0/0	0	0	0.0	0	0
at BYU	0/0	0	0	0.0	0	0
UNLV	0/0	0	0	0.0	0	0
at WYO	0/0	0	0	0.0	0	0
UNM	0/0	0	0	0.0	0	0
at UH	0/0	0	0	0.0	0	0
SJSU	0/0	0	0	0.0	0	0
at CSU	0/0	0	0	0.0	0	0
at BSU	0/0	0	0	0.0	0	0

2017	G/GS	Rec	Yds	Avg	TD	LG
at WIS	0/0	0	0	0.0	0	0
ISU	1/0	0	0	0.0	0	0
at WF	0/0	0	0	0.0	0	0
at SJSU	1/0	0	0	0.0	0	0
BYU	0/0	0	0	0.0	0	0
CSU	0/0	0	0	0.0	0	0
WYO	0/0	0	0	0.0	0	0
at UNLV	0/0	0	0	0.0	0	0
BSU	0/0	0	0	0.0	0	0
at UNM	0/0	0	0	0.0	0	0
UH	0/0	0	0	0.0	0	0
at AFA	0/0	0	0	0.0	0	0
vs NMSU	0/0	0	0	0	0	0



DAX RAYMOND 87

TE • 6-5 • 250 • JR-2L
Provo, Utah
(Timpview HS)

CAREER STATS - RECEIVING

Year	G/GS	Rec	Yds	Avg	TD	Long
2015	9/0	4	72	18.0	0	22
2016	0/0	0	0	0.0	0	0
2017	12/12	41	456	11.5	1	32
2018	5/5	16	217	13.6	1	31
TOTAL	**25/16**	**60**	**738**	**12.3**	**2**	**32**

CAREER HIGHS - RECEIVING

Receptions: 7, at Michigan State (8/31/18)
Receiving Yards: 76, at Michigan State (8/31/18)
Long Catch: 32, vs. BYU (9/29/17)
Receiving TDs: 1, two times

GAME-BY-GAME RECEIVING

2018	G/GS	Rec	Yds	Avg	TD	LG
at MSU	1/1	7	76	10.9	0	25
NMSU	1/1	1	9	9.0	0	9
TTU	1/1	3	57	19.0	0	31
AFA	1/1	4	68	17.0	1	30
at BYU	1/1	1	7	7.0	0	7
UNLV	0/0	0	0	0.0	0	0
at WYO	0/0	0	0	0.0	0	0
UNM	0/0	0	0	0.0	0	0
at UH	0/0	0	0	0.0	0	0
SJSU	0/0	0	0	0.0	0	0
at CSU	0/0	0	0	0.0	0	0
at BSU	0/0	0	0	0.0	0	0

2017	G/GS	Rec	Yds	Avg	TD	LG
at WIS	0/0	0	0	0.0	0	0
ISU	1/1	3	56	18.7	0	23
at WF	1/1	1	8	8.0	0	8
at SJSU	1/1	3	47	15.7	0	20
BYU	1/1	3	57	19.0	1	32
CSU	1/1	6	45	7.5	0	19
WYO	1/1	5	72	14.4	0	21
at UNLV	1/1	5	41	8.2	0	15
BSU	1/1	5	30	6.0	0	18
at UNM	1/1	2	16	8.0	0	9
UH	1/1	1	15	15.0	0	15
at AFA	1/1	2	27	13.5	0	16
vs NMSU	1/1	5	42	8.4	0	17

2016	G/GS	Rec	Yds	Avg	TD	LG
WSU	0/0	0	0	0.0	0	0
at USC	0/0	0	0	0.0	0	0
ASU	0/0	0	0	0.0	0	0
AFA	0/0	0	0	0.0	0	0
at BSU	0/0	0	0	0.0	0	0
at CSU	0/0	0	0	0.0	0	0
FS	0/0	0	0	0.0	0	0
SDSU	0/0	0	0	0.0	0	0
at WYO	0/0	0	0	0.0	0	0
UNM	0/0	0	0	0.0	0	0
at NEV	0/0	0	0	0.0	0	0
at BYU	0/0	0	0	0.0	0	0

2015	G/GS	Rec	Yds	Avg	TD	LG
SUU	1/0	0	0	0.0	0	0
at Utah	1/0	1	9	9.0	0	9
at Wash	1/0	1	19	19.0	0	19
CSU	1/0	1	22	22.0	0	22
at UNM	1/0	0	0	0.0	0	0
at AFA	1/0	0	0	0.0	0	0
NEV	1/0	0	0	0.0	0	0
BYU	1/0	0	0	0.0	0	0
vs. AKR	1/0	1	22	22.0	0	22

DNP: @FS, BSU, @SDSU, WYO

CARSON TERRELL 88

TE • 6-4 • 245 • SO-1L
Lehi, Utah
(Lehi HS)

CAREER STATS - RECEIVING

Year	G/GS	Rec	Yds	Avg	TD	Long
2017	12/0	10	107	10.7	0	22
2018	7/2	9	121	13.4	0	40
TOTAL	**19/2**	**19**	**228**	**12.0**	**0**	**40**

CAREER HIGHS - RECEIVING

Receptions: 3, vs. Tennessee Tech (9/13/18)
Receiving Yards: 42, at BYU (10/5/18)
Long Catch: 40, at BYU (10/5/18)

GAME-BY-GAME RECEIVING

2018	G/GS	Rec	Yds	Avg	TD	LG
at MSU	1/0	1	9	9.0	0	9
NMSU	1/0	0	0	0.0	0	0
TTU	1/0	3	37	12.3	0	24
AFA	1/0	1	14	14.0	0	14
at BYU	1/0	2	42	21.0	0	40
UNLV	1/1	1	12	12.0	0	12
at WYO	1/1	1	7	7.0	0	7
UNM	0/0	0	0	0.0	0	0
at UH	0/0	0	0	0.0	0	0
SJSU	0/0	0	0	0.0	0	0
at CSU	0/0	0	0	0.0	0	0
at BSU	0/0	0	0	0.0	0	0

2017	G/GS	Rec	Yds	Avg	TD	LG
at WIS	1/0	2	18	9.0	0	13
ISU	1/0	1	19	19.0	0	19
at WF	1/0	1	6	6.0	0	6
at SJSU	1/0	1	18	18.0	0	18
BYU	1/0	0	0	0.0	0	0
CSU	1/0	1	16	16.0	0	16
WYO	1/0	2	25	12.5	0	22
at UNLV	1/0	1	3	3.0	0	3
BSU	0/0	0	0	0.0	0	0
at UNM	1/0	0	0	0.0	0	0
UH	1/0	1	2	2.0	0	2
at AFA	1/0	0	0	0.0	0	0
vs NMSU	1/0	0	0	0	0	0

TRAVIS BOMAN 89

TE • 6-4 • 245 • SO-SQ
Henderson, Nev.
(Coronado HS)

CAREER STATS - RECEIVING

Year	G/GS	Rec	Yds	Avg	TD	Long
2018	5/0	1	11	11.0	0	11

CAREER HIGHS - RECEIVING

Receptions: 1, vs. Tennessee Tech (9/13/18)
Receiving Yards: 11, vs. Tennessee Tech (9/13/18)
Long Catch: 11, vs. Tennessee Tech (9/13/18)

GAME-BY-GAME RECEIVING

2018	G/GS	Rec	Yds	Avg	TD	LG
at MSU	0/0	0	0	0.0	0	0
NMSU	1/0	0	0	0.0	0	0
TTU	1/0	1	11	11.0	0	11
AFA	0/0	0	0	0.0	0	0
at BYU	1/0	0	0	0.0	0	0
UNLV	1/0	0	0	0.0	0	0
at WYO	1/0	0	0	0.0	0	0
UNM	0/0	0	0	0.0	0	0
at UH	0/0	0	0	0.0	0	0
SJSU	0/0	0	0	0.0	0	0
at CSU	0/0	0	0	0.0	0	0
at BSU	0/0	0	0	0.0	0	0

AARON DALTON 89

P • 6-4 • 220 • SR-3L
Bountiful, Utah
(Viewmont HS)

CAREER STATS - PUNTS

Year	GP	No.	Yds	Avg	LG	50+	I20
2015	13	72	2,974	41.3	69	9	27
2016	12	62	2,348	37.9	56	8	19
2017	13	76	3,193	42.0	63	10	26
2018	0	0	0	0.0	0	0	0
TOTAL	**37**	**210**	**8,515**	**40.5**	**69**	**27**	**72**

CAREER HIGHS - PUNTS

Punts: 13, vs. Southern Utah (9/3/15)
Avg: 50.3, at Air Force (11/14/15)
Long: 69, vs. Akron (12/12/15)
I20: 5, vs New Mexico State (12/29/17)

GAME-BY-GAME - PUNTING

2018	No.	Yds	Avg	LG	I20
at MSU	0	0	0.0	0	0
NMSU	0	0	0.0	0	0
TTU	0	0	0.0	0	0
AFA	0	0	0.0	0	0
at BYU	0	0	0.0	0	0
UNLV	0	0	0.0	0	0
at WYO	0	0	0.0	0	0
UNM	0	0	0.0	0	0
at UH	0	0	0.0	0	0
SJSU	0	0	0.0	0	0
at CSU	0	0	0.0	0	0
at BSU	0	0	0.0	0	0

2017	No.	Yds	Avg	LG	I20
at WIS	5	218	43.6	55	2
ISU	2	86	43.0	44	1
at WF	9	367	40.8	54	4

at SJSU	4	158	39.5	43	2
BYU	8	352	44.0	55	1
CSU	10	429	42.9	54	3
WYO	2	81	40.5	41	1
at UNLV	3	123	41.0	44	2
BSU	9	348	38.7	44	2
at UNM	6	279	46.5	63	0
UH	4	155	38.8	44	1
at AFA	5	196	39.2	47	2
vs NMSU	9	401	44.6	55	5

2016	No.	Yds	Avg	LG	I20
WSU	2	39	19.5	22	0
at USC	5	217	43.4	56	2
ASU	8	303	37.9	49	2
AFA	3	100	33.3	38	2
at BSU	9	352	39.1	51	4
at CSU	7	268	38.3	54	2
FS	4	131	32.8	38	2
SDSU	7	310	44.3	52	1
at WYO	4	137	34.2	54	1
UNM	4	134	33.5	41	1
at NEV	3	96	32.0	43	0
at BYU	6	261	43.5	56	2

2015	No.	Yds	Avg	LG	I20
SUU	13	463	35.6	48	3
at Utah	5	208	41.6	49	1
at Wash	4	139	34.8	42	1
CSU	4	180	45.0	58	1
at FS	6	252	42.0	49	2
BSU	7	282	40.3	51	2
at SDSU	6	260	43.3	56	3
WYO	1	38	38.0	38	0
at UNM	6	279	46.5	63	4
at AFA	7	352	50.3	57	2
NEV	3	110	36.7	40	3
BYU	4	144	36.0	44	2
vs. AKR	6	267	44.5	69	3

RITISONI FATA 90

NG • 6-1 • 290 • SO-1L
Redlands, Calif.
(East Valley HS)

CAREER STATS - DEFENSE

Year	G/GS	UA-AT-TT	TFL	Sack	INT	PB	FF	FR
2017	8/2	1-10-11	1.5-3	0.0-0	0-0	0	0	0
2018	5/0	2-2-4	0.5-1	0.0-0	0-0	0	0	0
TOTAL	**13/2**	**3-12-15**	**2.0-4**	**0.0-0**	**0-0**	**0**	**0**	**0**

CAREER HIGHS - DEFENSE

Tackles: 4, vs Hawai'i (11/18/17)
TFL: 1.0, at San José State (9/23/17)

GAME-BY-GAME DEFENSE

2018	G/GS	U-A-T	TFL	Sack	INT	PB	QH	F/R
at MSU	0/0	0-0-0	0.0-0	0.0-0	0	0	0	0/0
NMSU	0/0	0-0-0	0.0-0	0.0-0	0	0	0	0/0
TTU	1/0	1-1-2	0.5-1	0.0-0	0	0	0	0/0
AFA	1/0	0-1-1	0.0-0	0.0-0	0	0	0	0/0
at BYU	1/0	0-0-0	0.0-0	0.0-0	0	0	0	0/0
UNLV	1/0	1-0-1	0.0-0	0.0-0	0	0	0	0/0
at WYO	1/0	0-0-0	0.0-0	0.0-0	0	0	0	0/0
UNM	0/0	0-0-0	0.0-0	0.0-0	0	0	0	0/0
at UH	0/0	0-0-0	0.0-0	0.0-0	0	0	0	0/0
SJSU	0/0	0-0-0	0.0-0	0.0-0	0	0	0	0/0
at CSU	0/0	0-0-0	0.0-0	0.0-0	0	0	0	0/0
at BSU	0/0	0-0-0	0.0-0	0.0-0	0	0	0	0/0

2017	G/GS	U-A-T	TFL	Sack	INT	PB	QH	F/R
at WIS	1/1	0-0-0	0.0-0	0.0-0	0	0	0	0/0
ISU	1/0	0-3-3	0.0-0	0.0-0	0	0	0	0/0
at WF	1/0	0-0-0	0.0-0	0.0-0	0	0	0	0/0
at SJSU	1/0	1-1-2	1.0-2	0.0-0	0	0	0	0/0
BYU	1/1	0-2-2	0.0-0	0.0-0	0	0	0	0/0
CSU	0/0	0-0-0	0.0-0	0.0-0	0	0	0	0/0
WYO	0/0	0-0-0	0.0-0	0.0-0	0	0	0	0/0
at UNLV	0/0	0-0-0	0.0-0	0.0-0	0	0	0	0/0
BSU	1/0	0-0-0	0.0-0	0.0-0	0	0	0	0/0
at UNM	1/0	0-0-0	0.0-0	0.0-0	0	0	0	0/0
UH	1/0	0-4-4	0.5-1	0.0-0	0	0	0	0/0
at AFA	0/0	0-0-0	0.0-0	0.0-0	0	0	0	0/0
vs NMSU	0/0	0-0-0	0.0-0	0.0-0	0	0	0	0/0

DEVON ANDERSON 91

DE • 6-1 • 280 • JR-1L
Baltimore, Md.
(Overlea HS)
(Dodge City CC)

CAREER STATS - DEFENSE

Year	G/GS	UA-AT-TT	TFL	Sack	INT	PB	FF	FR
2017	12/5	19-13-32	3.5-10	1.0-5	0-0	0	2	1
2018	7/3	5-13-18	2.0-8	1.0-6	0-0	0	0	1
TOTAL	**19/8**	**24-26-50**	**5.5-18**	**2.0-11**	**0-0**	**0**	**2**	**2**

CAREER HIGHS - DEFENSE

Tackles: 7, at New Mexico (11/4/17)
Sacks: 1.0, two times TFL: 1.0, two times
FF: 2, at New Mexico (11/4/17)
FR: 1, two times

GAME-BY-GAME DEFENSE

2018	G/GS	U-A-T	TFL	Sack	INT	PB	QH	F/R
at MSU	1/0	0-0-0	0.0-0	0.0-0	0	0	0	0/1
NMSU	1/0	1-1-2	0.0-0	0.0-0	0	0	0	0/0
TTU	1/0	0-4-4	0.5-1	0.0-0	0	0	0	0/0
AFA	1/0	1-3-4	1.0-6	1.0-6	0	0	0	0/0
at BYU	1/1	2-0-2	0.0-0	0.0-0	0	0	0	0/0
UNLV	1/1	0-2-2	0.0-0	0.0-0	0	0	0	0/0
at WYO	1/1	1-3-4	0.5-1	0.0-0	0	0	0	0/0
UNM	0/0	0-0-0	0.0-0	0.0-0	0	0	0	0/0
at UH	0/0	0-0-0	0.0-0	0.0-0	0	0	0	0/0
SJSU	0/0	0-0-0	0.0-0	0.0-0	0	0	0	0/0
at CSU	0/0	0-0-0	0.0-0	0.0-0	0	0	0	0/0
at BSU	0/0	0-0-0	0.0-0	0.0-0	0	0	0	0/0

2017	G/GS	U-A-T	TFL	Sack	INT	PB	QH	F/R
at WIS	1/0	1-0-1	0.0-0	0.0-0	0	0	0	0/0
ISU	1/0	0-1-1	0.0-0	0.0-0	0	0	0	0/0
at WF	1/0	2-1-3	1.0-3	0.0-0	0	0	0	0/0
at SJSU	1/0	0-1-1	0.0-0	0.0-0	0	0	0	0/0
BYU	0/0	0-0-0	0.0-0	0.0-0	0	0	0	0/0
CSU	1/0	0-0-0	0.0-0	0.0-0	0	0	0	0/0
WYO	1/0	0-2-2	0.0-0	0.0-0	0	0	0	0/0
at UNLV	1/1	2-3-5	1.0-5	1.0-5	0	0	0	0/0
BSU	1/0	0-1-1	0.0-0	0.0-0	0	0	0	0/0
at UNM	1/1	6-1-7	0.0-0	0.0-0	0	0	0	2/1
UH	1/0	2-2-4	0.5-1	0.0-0	0	0	0	0/0
at AFA	1/1	5-1-6	1.0-1	0.0-0	0	0	0	0/0
vs NMSU	1/1	1-0-1	0.0-0	0.0-0	0	0	0	0/0



ZACH LEE 92

P • 5-11 • 195 • SR-SQ
Cleveland, Tenn.
(Cleveland HS)

CAREER STATS - PUNTS

Year	GP	No.	Yds	Avg	LG	I20
2017	1	1	36	36.0	36	0
2018	3	2	84	42.0	46	1
TOTAL	**4**	**3**	**120**	**40.0**	**46**	**1**

CAREER HIGHS - PUNTS

Punts: 1, three times
Avg: 46.0, vs. Tennessee Tech (9/13/18)
Long: 46, vs. Tennessee Tech (9/13/18)
I20: 1, vs. Tennessee Tech (9/13/18)

GAME-BY-GAME - PUNTING

2018	No.	Yds	Avg	LG	I20
at MSU	0	0	0.0	0	0
NMSU	0	0	0.0	0	0
TTU	1	46	46.0	46	1
AFA	1	0	0.0	0	0
at BYU	0	0	0.0	0	0
UNLV	1	38	38.0	38	0
at WYO	0	0	0.0	0	0
UNM	0	0	0.0	0	0
at UH	0	0	0.0	0	0
SJSU	0	0	0.0	0	0
at CSU	0	0	0.0	0	0
at BSU	0	0	0.0	0	0

2017	No.	Yds	Avg	LG	I20
at WIS	0	0	0.0	0	0
ISU	1	36	36.0	36	0
at WF	0	0	0.0	0	0
at SJSU	0	0	0.0	0	0
BYU	0	0	0.0	0	0
CSU	0	0	0.0	0	0
WYO	0	0	0.0	0	0
at UNLV	0	0	0.0	0	0
BSU	0	0	0.0	0	0
at UNM	0	0	0.0	0	0
UH	0	0	0.0	0	0
at AFA	0	0	0.0	0	0
vs NMSU	0	0	0.0	0	0

JACOBY WILDMAN 93

DE • 6-2 • 265 • JR-2L
Logan, Utah
(Logan HS)

CAREER STATS - DEFENSE

Year	G/GS	UA-AT-TT	TFL	Sack	INT	PB	FF	FR
2016	11/0	0-2-2	0.0-0	0.0-0	0-0	0	0	0
2017	13/4	15-30-45	1.5-3	1.0-2	0-0	0	0	1
2018	5/0	7-5-12	2.0-13	2.0-13	0-0	0	0	0
TOTAL	**29/4**	**22-37-59**	**3.5-16**	**3.0-5**	**0-0**	**0**	**0**	**1**

CAREER HIGHS - DEFENSE

Tackles: 9, vs. Boise State (10/28/17)
Sacks: 1.0, three times
TFL: 1.5, at San José State (9/23/17)
FR: 1, at San José State (9/23/17)
QBH: 1, four times

GAME-BY-GAME DEFENSE

2018	G/GS	U-A-T	TFL	Sack	INT	PB	QH	F/R
at MSU	0/0	0-0-0	0.0-0	0.0-0	0	0	0	0/0
NMSU	0/0	0-0-0	0.0-0	0.0-0	0	0	0	0/0
TTU	1/0	0-0-0	0.0-0	0.0-0	0	0	0	0/0
AFA	1/0	2-3-5	0.0-0	0.0-0	0	0	0	0/0
at BYU	1/0	0-0-0	0.0-0	0.0-0	0	0	0	0/0
UNLV	1/0	3-2-5	1.0-5	1.0-5	0	0	1	0/0
at WYO	1/0	2-0-2	1.0-8	1.0-8	0	0	0	0/0
UNM	0/0	0-0-0	0.0-0	0.0-0	0	0	0	0/0
at UH	0/0	0-0-0	0.0-0	0.0-0	0	0	0	0/0
SJSU	0/0	0-0-0	0.0-0	0.0-0	0	0	0	0/0
at CSU	0/0	0-0-0	0.0-0	0.0-0	0	0	0	0/0
at BSU	0/0	0-0-0	0.0-0	0.0-0	0	0	0	0/0

2017	G/GS	U-A-T	TFL	Sack	INT	PB	QH	F/R
at WIS	1/1	1-0-1	0.0-0	0.0-0	0	0	0	0/0
ISU	1/1	0-3-3	0.0-0	0.0-0	0	0	1	0/0
at WF	1/0	3-1-4	0.0-0	0.0-0	0	0	0	0/0
at SJSU	1/0	3-2-5	1.5-3	1.0-2	0	0	0	0/1
BYU	1/0	1-2-3	0.0-0	0.0-0	0	0	0	0/0
CSU	1/0	3-4-7	0.0-0	0.0-0	0	0	1	0/0
WYO	1/1	0-0-0	0.0-0	0.0-0	0	0	0	0/0
at UNLV	1/1	1-4-5	0.0-0	0.0-0	0	0	0	0/0
BSU	1/0	1-8-9	0.0-0	0.0-0	0	0	0	0/0
at UNM	1/0	0-1-1	0.0-0	0.0-0	0	0	0	0/0
UH	1/0	0-2-2	0.0-0	0.0-0	0	0	0	0/0
at AFA	1/0	2-3-5	0.0-0	0.0-0	0	0	0	0/0
vs NMSU	1/0	0-0-0	0.0-0	0.0-0	0	0	0	0/0

2016	G/GS	U-A-T	TFL	Sack	INT	PB	QH	F/R
WSU	1/0	0-0-0	0.0-0	0.0-0	0	0	1	0/0
at USC	1/0	0-0-0	0.0-0	0.0-0	0	0	0	0/0
ASU	1/0	0-1-1	0.0-0	0.0-0	0	0	0	0/0

AFA	1/0	0-1-1	0.0-0	0.0-0	0	0	0	0/0
at BSU	1/0	0-0-0	0.0-0	0.0-0	0	0	0	0/0
at CSU	1/0	0-0-0	0.0-0	0.0-0	0	0	0	0/0
FS	1/0	0-0-0	0.0-0	0.0-0	0	0	0	0/0
SDSU	0/0	0-0-0	0.0-0	0.0-0	0	0	0	0/0
at WYO	1/0	0-0-0	0.0-0	0.0-0	0	0	0	0/0
UNM	1/0	0-0-0	0.0-0	0.0-0	0	0	0	0/0
at NEV	1/0	0-0-0	0.0-0	0.0-0	0	0	0	0/0
at BYU	1/0	0-0-0	0.0-0	0.0-0	0	0	0	0/0



CADEN ANDERSEN 94

NG • 6-2 • 290 • SO-SQ
Logan, Utah
(Logan HS)

CAREER STATS - DEFENSE

Year	G/GS	UA-AT-TT	TFL	Sack	INT	PB	FF	FR
2018	6/0	1-3-4	1.5-2	0.0-0	0-0	0	0	0

CAREER HIGHS - DEFENSE

Tackles: 3, vs. Tennessee Tech (9/13/18)
TFL: 1.5, vs. Tennessee Tech (9/13/18)

GAME-BY-GAME DEFENSE

2018	G/GS	U-A-T	TFL	Sack	INT	PB	QH	F/R
at MSU	1/0	0-0-0	0.0-0	0.0-0	0	0	0	0/0
NMSU	1/0	0-0-0	0.0-0	0.0-0	0	0	0	0/0
TTU	1/0	1-2-3	1.5-2	0.0-0	0	0	0	0/0
AFA	1/0	0-1-1	0.0-0	0.0-0	0	0	0	0/0
at BYU	0/0	0-0-0	0.0-0	0.0-0	0	0	0	0/0
UNLV	1/0	0-0-0	0.0-0	0.0-0	0	0	0	0/0
at WYO	1/0	0-0-0	0.0-0	0.0-0	0	0	0	0/0
UNM	0/0	0-0-0	0.0-0	0.0-0	0	0	0	0/0
at UH	0/0	0-0-0	0.0-0	0.0-0	0	0	0	0/0
SJSU	0/0	0-0-0	0.0-0	0.0-0	0	0	0	0/0
at CSU	0/0	0-0-0	0.0-0	0.0-0	0	0	0	0/0
at BSU	0/0	0-0-0	0.0-0	0.0-0	0	0	0	0/0

KEITH TAMBE 95

DE • 6-2 • 265 • SO-SQ
Cedar Park, Texas
(Cedar Park HS)

CAREER STATS - DEFENSE

Year	G/GS	UA-AT-TT	TFL	Sack	INT	PB	FF	FR
2018	1/0	0-2-2	0.5-2	0.0-0	0-0	0	0	0

CAREER HIGHS - DEFENSE

Tackles: 2, vs. Tennessee Tech (9/13/18)
TFL: 0.5, vs. Tennessee Tech (9/13/18)

GAME-BY-GAME DEFENSE

2018	G/GS	U-A-T	TFL	Sack	INT	PB	QH	F/R
at MSU	0/0	0-0-0	0.0-0	0.0-0	0	0	0	0/0
NMSU	0/0	0-0-0	0.0-0	0.0-0	0	0	0	0/0
TTU	1/0	0-2-2	0.5-2	0.0-0	0	0	0	0/0
AFA	0/0	0-0-0	0.0-0	0.0-0	0	0	0	0/0
at BYU	0/0	0-0-0	0.0-0	0.0-0	0	0	0	0/0
UNLV	0/0	0-0-0	0.0-0	0.0-0	0	0	0	0/0
at WYO	0/0	0-0-0	0.0-0	0.0-0	0	0	0	0/0
UNM	0/0	0-0-0	0.0-0	0.0-0	0	0	0	0/0
at UH	0/0	0-0-0	0.0-0	0.0-0	0	0	0	0/0
SJSU	0/0	0-0-0	0.0-0	0.0-0	0	0	0	0/0
at CSU	0/0	0-0-0	0.0-0	0.0-0	0	0	0	0/0
at BSU	0/0	0-0-0	0.0-0	0.0-0	0	0	0	0/0

CHRISTOPHER 'UNGA 96

NG • 6-0 • 295 • JR-2L
Rochester, Calif.
(Rancho Cucamonga HS)

CAREER STATS - DEFENSE

Year	G/GS	UA-AT-TT	TFL	Sack	INT	PB	FF	FR
2016	7/0	10-10-20	0.5-1	0.0-0	0-0	2	0	0
2017	9/7	16-16-32	4.5-7	0.0-0	0-0	0	0	0
2018	7/7	5-21-26	1.5-3	0.5-1	0-0	0	0	0
TOTAL	**23/14**	**31-47-78**	**6.5-11**	**0.5-1**	**0-0**	**2**	**0**	**0**

CAREER HIGHS - DEFENSE

Tackles: 9, vs. Air Force (9/22/18)
TFL: 1.5, vs. Colorado State (10/7/17)
PBU: 1, two times
QBH: 1, vs. Colorado State (10/7/17)

GAME-BY-GAME DEFENSE

2018	G/GS	U-A-T	TFL	Sack	INT	PB	QH	F/R
at MSU	1/1	2-1-3	0.0-0	0.0-0	0	0	0	0/0
NMSU	1/1	0-4-4	0.5-1	0.5-1	0	0	0	0/0
TTU	1/1	0-4-4	0.0-0	0.0-0	0	0	0	0/0
AFA	1/1	1-8-9	0.0-0	0.0-0	0	0	0	0/0
at BYU	1/1	1-0-1	0.0-0	0.0-0	0	0	0	0/0
UNLV	1/1	0-4-4	0.0-0	0.0-0	0	0	0	0/0
at WYO	1/1	1-0-1	1.0-2	0.0-0	0	0	0	0/0
UNM	0/0	0-0-0	0.0-0	0.0-0	0	0	0	0/0
at UH	0/0	0-0-0	0.0-0	0.0-0	0	0	0	0/0
SJSU	0/0	0-0-0	0.0-0	0.0-0	0	0	0	0/0
at CSU	0/0	0-0-0	0.0-0	0.0-0	0	0	0	0/0
at BSU	0/0	0-0-0	0.0-0	0.0-0	0	0	0	0/0

2017	G/GS	U-A-T	TFL	Sack	INT	PB	QH	F/R
at WIS	0/0	0-0-0	0.0-0	0.0-0	0	0	0	0/0
ISU	0/0	0-0-0	0.0-0	0.0-0	0	0	0	0/0
at WF	0/0	0-0-0	0.0-0	0.0-0	0	0	0	0/0
at SJSU	0/0	0-0-0	0.0-0	0.0-0	0	0	0	0/0
BYU	1/0	0-0-0	0.0-0	0.0-0	0	0	0	0/0
CSU	1/0	2-3-5	1.5-2	0.0-0	0	0	1	0/0
WYO	1/1	1-1-2	0.0-0	0.0-0	0	0	0	0/0
at UNLV	1/1	3-1-4	1.0-2	0.0-0	0	0	0	0/0
BSU	1/1	0-4-4	0.0-0	0.0-0	0	0	0	0/0
at UNM	1/1	2-1-3	1.0-1	0.0-0	0	0	0	0/0
UH	1/1	2-3-5	1.0-2	0.0-0	0	0	0	0/0
at AFA	1/1	1-2-3	0.0-0	0.0-0	0	0	0	0/0
vs NMSU	1/1	4-0-4	0.0-0	0.0-0	0	0	0	0/0

2016	G/GS	U-A-T	TFL	Sack	INT	PB	QH	F/R
WSU	1/0	0-1-1	0.5-1	0.0-0	0	0	0	0/0
at USC	0/0	0-0-0	0.0-0	0.0-0	0	0	0	0/0
ASU	0/0	0-0-0	0.0-0	0.0-0	0	0	0	0/0
AFA	0/0	0-0-0	0.0-0	0.0-0	0	0	0	0/0
at BSU	0/0	0-0-0	0.0-0	0.0-0	0	0	0	0/0
at CSU	0/0	0-0-0	0.0-0	0.0-0	0	0	0	0/0
FS	1/0	0-2-2	0.0-0	0.0-0	0	0	0	0/0
SDSU	1/0	2-4-6	0.0-0	0.0-0	0	0	0	0/0
at WYO	1/0	2-1-3	0.0-0	0.0-0	0	1	0	0/0
UNM	1/0	1-2-3	0.0-0	0.0-0	0	0	0	0/0
at NEV	1/0	1-0-1	0.0-0	0.0-0	0	1	0	0/0
at BYU	1/0	4-0-4	0.0-0	0.0-0	0	0	0	0/0

JAKE PITCHER 97

DE • 6-3 • 265 • SO-SQ
Smithfield, Utah
(Sky View HS)

CAREER STATS - DEFENSE

Year	G/GS	UA-AT-TT	TFL	Sack	INT	PB	FF	FR
2017	1/0	0-1-1	0.0-0	0.0-0	0-0	0	0	0
2018	2/0	0-0-0	0.0-0	0.0-0	0-0	0	0	0
TOTAL	**3/0**	**0-1-1**	**0.0-0**	**0.0-0**	**0-0**	**0**	**0**	**0**

CAREER HIGHS - DEFENSE

Tackles: 1, Idaho State (9/7/17)

GAME-BY-GAME DEFENSE

2018	G/GS	U-A-T	TFL	Sack	INT	PB	QH	F/R
at MSU	0/0	0-0-0	0.0-0	0.0-0	0	0	0	0/0
NMSU	1/0	0-0-0	0.0-0	0.0-0	0	0	0	0/0
TTU	1/0	0-0-0	0.0-0	0.0-0	0	0	0	0/0
AFA	0/0	0-0-0	0.0-0	0.0-0	0	0	0	0/0
at BYU	0/0	0-0-0	0.0-0	0.0-0	0	0	0	0/0
UNLV	0/0	0-0-0	0.0-0	0.0-0	0	0	0	0/0
at WYO	0/0	0-0-0	0.0-0	0.0-0	0	0	0	0/0
UNM	0/0	0-0-0	0.0-0	0.0-0	0	0	0	0/0
at UH	0/0	0-0-0	0.0-0	0.0-0	0	0	0	0/0
SJSU	0/0	0-0-0	0.0-0	0.0-0	0	0	0	0/0
at CSU	0/0	0-0-0	0.0-0	0.0-0	0	0	0	0/0
at BSU	0/0	0-0-0	0.0-0	0.0-0	0	0	0	0/0

2017	G/GS	U-A-T	TFL	Sack	INT	PB	QH	F/R
at WIS	0/0	0-0-0	0.0-0	0.0-0	0	0	0	0/0
ISU	1/0	0-1-1	0.0-0	0.0-0	0	0	0	0/0
at WF	0/0	0-0-0	0.0-0	0.0-0	0	0	0	0/0
at SJSU	0/0	0-0-0	0.0-0	0.0-0	0	0	0	0/0
BYU	0/0	0-0-0	0.0-0	0.0-0	0	0	0	0/0
CSU	0/0	0-0-0	0.0-0	0.0-0	0	0	0	0/0
WYO	0/0	0-0-0	0.0-0	0.0-0	0	0	0	0/0
at UNLV	0/0	0-0-0	0.0-0	0.0-0	0	0	0	0/0
BSU	0/0	0-0-0	0.0-0	0.0-0	0	0	0	0/0
at UNM	0/0	0-0-0	0.0-0	0.0-0	0	0	0	0/0
UH	0/0	0-0-0	0.0-0	0.0-0	0	0	0	0/0
at AFA	0/0	0-0-0	0.0-0	0.0-0	0	0	0	0/0
vs NMSU	0/0	0-0-0	0.0-0	0.0-0	0	0	0	0/0

MOHELIKA UASIKE 99

NG • 6-1 • 295 • JR-2L
Euless, Texas
(L.D. Bell HS)

CAREER STATS - DEFENSE

Year	G/GS	UA-AT-TT	TFL	Sack	INT	PB	FF	FR
2016	11/3	2-8-10	0.5-4	0.0-0	0-0	0	0	1
2017	11/0	11-12-23	2.0-8	0.0-0	0-0	0	2	0
2018	1/0	0-0-0	0.0-0	0.0-0	0-0	0	0	0
TOTAL	**23/3**	**13-20-33**	**2.5-12**	**0.0-0**	**0-0**	**0**	**2**	**1**

CAREER HIGHS - DEFENSE

Tackles: 7, at Air Force (11/25/17)
TFL: 1.0, two times
FF: 1, two times
FR: 1, at Nevada (11/19/26)

GAME-BY-GAME DEFENSE

2018	G/GS	U-A-T	TFL	Sack	INT	PB	QH	F/R
at MSU	0/0	0-0-0	0.0-0	0.0-0	0	0	0	0/0
NMSU	0/0	0-0-0	0.0-0	0.0-0	0	0	0	0/0
TTU	0/0	0-0-0	0.0-0	0.0-0	0	0	0	0/0
AFA	0/0	0-0-0	0.0-0	0.0-0	0	0	0	0/0
at BYU	1/0	0-0-0	0.0-0	0.0-0	0	0	0	0/0
UNLV	0/0	0-0-0	0.0-0	0.0-0	0	0	0	0/0
at WYO	0/0	0-0-0	0.0-0	0.0-0	0	0	0	0/0
UNM	0/0	0-0-0	0.0-0	0.0-0	0	0	0	0/0
at UH	0/0	0-0-0	0.0-0	0.0-0	0	0	0	0/0
SJSU	0/0	0-0-0	0.0-0	0.0-0	0	0	0	0/0
at CSU	0/0	0-0-0	0.0-0	0.0-0	0	0	0	0/0
at BSU	0/0	0-0-0	0.0-0	0.0-0	0	0	0	0/0

2017	G/GS	U-A-T	TFL	Sack	INT	PB	QH	F/R
at WIS	1/0	1-0-1	0.0-0	0.0-0	0	0	0	1/0
ISU	0/0	0-0-0	0.0-0	0.0-0	0	0	0	0/0
at WF	1/0	0-0-0	0.0-0	0.0-0	0	0	0	0/0
at SJSU	1/0	1-1-2	0.0-0	0.0-0	0	0	0	0/0
BYU	1/0	1-3-4	0.0-0	0.0-0	0	0	0	0/0
CSU	1/0	1-2-3	0.0-0	0.0-0	0	0	0	0/0
WYO	1/0	2-1-3	1.0-4	0.0-0	0	0	0	0/0
at UNLV	1/0	1-0-1	0.0-0	0.0-0	0	0	0	1/0
BSU	1/0	1-0-1	0.0-0	0.0-0	0	0	0	0/0
at UNM	1/0	0-1-1	0.0-0	0.0-0	0	0	0	0/0
UH	1/0	0-0-0	0.0-0	0.0-0	0	0	0	0/0
at AFA	1/0	3-4-7	1.0-4	0.0-0	0	0	0	0/0
vs NMSU	0/0	0-0-0	0.0-0	0.0-0	0	0	0	0/0

2016	G/GS	U-A-T	TFL	Sack	INT	PB	QH	F/R
WSU	0/0	0-0-0	0.0-0	0.0-0	0	0	0	0/0
at USC	1/0	0-0-0	0.0-0	0.0-0	0	0	0	0/0
ASU	1/0	0-0-0	0.0-0	0.0-0	0	0	0	0/0
AFA	1/0	0-1-1	0.0-0	0.0-0	0	0	0	0/0
at BSU	1/0	0-1-1	0.0-0	0.0-0	0	0	0	0/0
at CSU	1/0	0-2-2	0.0-0	0.0-0	0	0	0	0/0
FS	1/0	0-0-0	0.0-0	0.0-0	0	0	0	0/0
SDSU	1/1	0-0-0	0.0-0	0.0-0	0	0	0	0/0
at WYO	1/0	0-0-0	0.0-0	0.0-0	0	0	0	0/0
UNM	1/1	0-4-4	0.5-1	0.0-0	0	0	0	0/0
at NEV	1/0	1-0-1	0.0-0	0.0-0	0	0	0	0/1
at BYU	1/1	1-0-1	0.0-0	0.0-0	0	0	0	0/0

/// GAME 6 RECAP vs. UNLV ///

October 13, 2018
MERLIN OLSEN FIELD AT MAVERIK STADIUM

SCORING SUMMARY

	1	2	3	4	FINAL
UNLV	7	0	7	14	28
Utah State	14	28	7	10	59

First Quarter
UNLV - Thomas 1 yd run (Pantels kick, 5:38)
USU - Nathan 24 yd pass from Love (Eberle kick, 3:17)
USU - Greene 80 yd pass from Love (Eberle kick, 0:22)
Second Quarter
USU - Scarver 26 yd pass from Love (Eberle kick), 13:48
USU - Gajkowski 16 yd blocked punt return (Eberle kick, 11:35)
USU - Thompson 7 yd run (Eberle kick, 9:27)
USU - Tarver 7 yd pass from Love (Eberle kick, 0:18)
Third Quarter
UNLV - Woods 25 yd pass from Gilliam (Pantels kick, 7:00)
USU - Tarver 29 yd pass from Love (Eberle kick, 5:11)
Fourth Quarter
UNLV - Tejchman 10 yd pass from Gilliam (Pantels kick, 10:25)
USU - Eberle 24 yd FG (3:15)
UNLV - Collins 79 yd pass from Gilliam (Pantels kick, 2:58)
USU - Colombi 37 yd run (Eberle kick, 1:55)
Attendance: 21,212

TEAM STATISTICS

	UNLV	USU
First Downs	21	24
Rushing	154	221
Passing	250	377
Total Offense	404	598
Fumbles: Number-Lost	1-0	1-1
Penalties: Number-Yards	9-70	5-55
Punts-Yards/Avg.	9-315/35.0	4-176/44.0
Punt returns: No-Yds-TD/Avg.	0-0-0/0.0	7-55-1/7.9
Kickoff Returns: No-Yds-TD/Avg.	3-52-0/17.3	1-5-0/5.0
Interceptions: No-Yds-TD	0-0-0	1-0-0
Fumble Returns: No-Yds-TD	0-0-0	0-0-0
Possession Time	33:26	26:34
Third-Down Conversions	8-of-21	7-of-14

INDIVIDUAL RUSHING
UNLV: Thomas, 12-51, TD; Owens, 6-48; Campbell, 6-22; Williams, 11-21; Collins, 2-20; Gilliam, 11-(-8).
USU: Bright, 11-72; Thompson, 11-52, TD; Colombi, 2-41; Love, 4-39; Walker, 4-12; Allen 5-8; Hervey, 1-(-3).

INDIVIDUAL PASSING (C-A-I, Yds, TD)
UNLV: Gilliam, 18-36-1, 250, 3 TD.
USU: Love, 17-23-0, 322, 5 TD; Colombi, 5-8-0, 55.

INDIVIDUAL RECEIVING
UNLV: Woods, 5-53, TD; Collins, 4-139, TD; Presley, 3-27; Tejchman, 3-25, TD; Owens, 1-6; Thomas, 1-1.
USU: Greene 5-132, TD; Tarver, 4-52, 2 TD; Scarver, 2-64, TD; Vaughns, 2-43; Nathan, 2-19, TD; Thompson, 1-16; Thompkins, 1-12; Terrell, 1-12; Bright, 1-12; Allen, 1-9.

USU Punt Returns: Nathan, 5-14; Thompkins, 2-25.
USU KO Returns: Nathan, 1-5.
USU Interception Returns: Rocquemore, 1-0..
USU Tackle Leaders: Woodward 12.

UTAH STATE STARTERS

OFFENSE		DEFENSE	
LT	Andrus	DE	Anderson
LG	Ali'ifua	NG	'Unga
C	Ficklin	DE	Leilua
RG	Castaneda	LB	Galeai
RT	Taylor	LB	Woodward
WR	Tarver	LB	Christiansen
WR	Vaughns	CB	Williams
WR	Greene	CB	Ingram
TE	Terrell	S	Rocquemore
RB	Thompson	S	Ferguson
QB	Love	S	Bond

Sophomore QB Jordan Love (10) was 17-of-23 passing for 322 yards and a school-record-tying five touchdowns in Utah State's 59-28 Mountain West home win against UNLV. Love also carried the ball four times for 39 yards.

LOGAN, Utah - Sophomore QB **Jordan Love** tied a school record by tossing a career-high five touchdown passes to lead Utah State to a 59-28 Homecoming rout of UNLV on Merlin Olsen Field at Maverik Stadium on Saturday, Oct. 13, 2018.

With the win, the Aggies improved to 5-1 overall (2-0 Mountain West), matching their best start since the 1978 campaign, when that team also opened the season at 5-1.

The Aggies have now scored 40-plus points in each of their last five games and 30-plus points in their first six games this season, both of which are school records. Prior to this current run, USU had never scored 40-plus points in more than three straight games.

Playing into the third quarter, Love completed 17-of-23 passes for 322 yards. He teamed up with four different receivers for the five scores: sophomore **Jordan Nathan**, senior **Jalen Greene**, sophomore **Savon Scarver** and senior **Ron'quavion Tarver**, who hauled in two touchdown passes on the day.

Sophomore LB **David Woodward** led Utah State's defensive effort with a game-best 12 tackles, including 3.0 sacks and 3.5 tackles for loss – both career highs. Six different Aggies recorded six stops apiece, while sophomore CB **Ja'Marcus Ingram** and senior CB **Deante Fortenberry** each had two pass breakups.

The Aggies, who finished with 598 yards of total offense, blew the game open by scoring 35 unanswered points in span of eight minutes and five seconds between the first and second quarters. The Rebels (2-4, 0-2 MW) opened the game's scoring with a 1-yard touchdown run by Lexington Thomas with 5:38 left in the first quarter.

It was all Utah State after that, beginning with a 24-yard touchdown pass from Love to Nathan that tied it at 7-all with 3:17 remaining in the first. On the Aggies' very next series, Love found a wide open Greene down the west sideline for an 80-yard score that put Utah State in front to stay at 14-7.

USU continued to pour it on in the second quarter as Scarver caught a 26-yard touchdown pass from Love to make it 21-7. The score came after senior S **Jontrell Rocquemore** intercepted a pass thrown by UNLV quarterback Max Gilliam.

The Aggies increased their lead to 28-7 with 11:35 remaining in the second quarter when freshman WR **Deven Thompkins** blocked a UNLV punt, which was scooped up by sophomore S **Baron Gajkowski** and returned 16 yards for a touchdown. It was the sixth non-offensive touchdown scored by Utah State this season.

Junior RB **Darwin Thompson**, who rushed for 52 yards on 11 carries, scored on a 7-yard touchdown run to make it 35-7 for the hosts. With just 18 seconds remaining in the half, Tarver hauled in the first of his two touchdown receptions, a 7-yarder from Love.

That duo hooked up again in the third quarter, this time from 29 yards out, to make it 49-14. Tarver finished with four catches for 52 yards, while Greene had a career-high-tying five receptions for a career-best 132 yards.

Redshirt freshman QB **Henry Colombi** replaced Love late in the third quarter and led the Aggies to a pair of scoring drives in the fourth. Junior PK **Dominik Eberle** kicked a 24-yard field goal with 3:15 left in the game and Colombi put the exclamation point on the win with a 37-yard touchdown run less than two minutes later. Colombi was 5-of-8 passing for 55 yards, to go along with 41 yards rushing on just two carries. Junior RB **Gerold Bright** led Utah State's ground game with 72 yards on 11 carries. The Aggies rushed for 221 yards on the afternoon.

Sophomore LB David Woodward (9) had career highs with 3.0 sacks and 3.5 tackles for loss as part of his 12 stops against the Rebels.

/// GAME 5 RECAP vs. BYU ///

October 5, 2018
LAVELL EDWARDS STADIUM

SCORING SUMMARY

	1	2	3	4	FINAL
Utah State	14	7	14	10	45
BYU	0	7	6	7	20

First Quarter
USU - Galeai 56 yd interception return (Eberle kick, 7:35)
USU - Bright 2 yd pass from Love (Eberle kick, 1:50)
Second Quarter
USU - Tarver 6 yd pass from Love (Eberle kick, 12:23)
BYU - Katoa 5 yd pass from Mangum (Southam kick, 4:28)
Third Quarter
USU - Greene 6 yd pass from Love (Eberle kick, 10:35)
USU - Tarver 4 yd pass from Love (Eberle kick, 4:55)
BYU - Collie 9 yd pass from Mangum (kick failed, 3:07)
Fourth Quarter
USU - Love 2 yd run (Eberle kick, 12:03)
USU - Eberle 47 yd FG (6:51)
BYU - Romney 18 yd pass from Wilson (Mikkelsen kick, 1:14)
Attendance: 58,087

TEAM STATISTICS

	USU	BYU
First Downs	19	23
Rushing	223	39
Passing	165	322
Total Offense	388	361
Fumbles: Number-Lost	0-0	2-2
Penalties: Number-Yards	12-125	6-50
Punts-Yards/Avg.	5-214/42.8	5-204/40.8
Punt returns: No-Yds-TD/Avg.	0-0-0/0.0	2-15-0/7.5
Kickoff Returns: No-Yds-TD/Avg.	3-57-0/9.0	4-78-0/19.5
Interceptions: No-Yds-TD	1-56-1	0-0-0
Fumble Returns: No-Yds-TD	0-0-0	0-0-0
Possession Time	31:12	28:48
Third-Down Conversions	5-of-12	1-of-9

INDIVIDUAL RUSHING
USU: Thompson, 17-109; Bright, 14-61; Vaughns, 1-36; Love 3-8, TD; Allen, 3-6; Tarver, 1-4; Thompkins, 1-3.
BYU: Wilson, 2-25; Katoa, 8-24; Hifo, 1-3; Simon, 1-3; Canada, 3-(-1); Mangum, 1-(-15).

INDIVIDUAL PASSING (C-A-I, Yds, TD)
USU: Love, 18-28-0, 165, 4 TD.
BYU: Mangum, 27-45-1, 270, 2 TD; Wilson, 3-4-0, 52, TD.

INDIVIDUAL RECEIVING
USU: Greene, 5-53, TD; Thompson, 3-22; Vaughns, 3-21; Tarver, 3-18, 2 TD; Terrell, 2-42; Raymond, 1-7; Bright, 1-2, TD.
BYU: Katoa, 6-21, TD; Shumway, 5-110; Bushman, 4-78; Milne, 4-27; Hifo, 3-29; Romney 2-26, TD; Simon, 2-20; Collie, 1-9, TD; El-Bakari, 1-3; Mangum, 1-2; Holker 1-(-3).

USU Punt Returns: None.
USU KO Returns: Bright, 3-57.
USU Interception Returns: Galeai, 1-56, TD.
USU Tackle Leaders: Ingram, 6; Woodward, 6; Bond, 4; Rocquemore, 4.

UTAH STATE STARTERS

OFFENSE		DEFENSE	
LT	Edwards	DE	Anderson
LG	Andrus	NG	`Unga
C	Ficklin	DE	Leilua
RG	Castaneda	LB	Galeai
RT	Taylor	LB	Woodward
WR	Tarver	LB	Christiansen
WR	Nathan	CB	Williams
WR	Greene	CB	Ingram
TE	Raymond	S	Rocquemore
RB	Thompson	S	Ferguson
QB	Love	S	Bond

Sophomore QB Jordan Love (10) was 18-of-28 passing for 165 yards and a career-high four touchdowns in Utah State's 45-20 road win at BYU. Love also carried the ball three times for eight yards and scored on a 2-yard run.

PROVO, Utah - Sophomore QB **Jordan Love** accounted for five total touchdowns and Utah State's defense scored its third touchdown of the year as the Aggies dominated in-state rival BYU from the get-go, beating the Cougars 45-20 on Friday, Oct. 5, 2018.

Love completed 18-of-28 passes for 165 yards and a career-high four touchdowns for Utah State (4-1, 1-0 Mountain West), which scored the first 21 points of the night and never looked back. Love also scored on a 2-yard touchdown run early in the fourth quarter that gave the Aggies a 42-13 lead.

With the win, Utah State retained possession of The Old Wagon Wheel – the traveling trophy between the two schools. The Wheel became part of the rivalry in 1948.

Love threw touchdown passes of 2, 6, 6 and 4 yards, respectively, to help Utah State win back-to-back games against BYU (3-3) for the first time in 44 years. The 25-point margin of victory is the fifth-largest in series history and largest since 1968.

Senior WR **Ron'quavion Tarver** caught two of Love's touchdown passes, while fellow senior WR **Jalen Greene** and junior RB **Gerold Bright** each caught one. Greene led the Aggies, who finished with 388 total yards, with a career-best five catches for a career-high 53 yards.

Junior RB **Darwin Thompson** led all rushers in the game with a career-high 109 yards on a career-best 17 carries. Bright added 61 yards on a career-high-tying 14 carries as Utah State tallied 223 yards on the ground as a team.

BYU QB Tanner Mangum was 27-of-46 passing for 270 yards and two touchdowns, to go along with an interception. The pick was one of three turnovers the Aggies forced on the night. Utah State's defense limited the Cougars to just 39 yards rushing (2.4 yards per carry).

Junior LB **Tipa Galeai** set the tone early for the Aggies. BYU had the ball fourth-and-1 at the Utah State 39-yard line and elected to go for it. Galeai foiled the Cougars' plans by intercepting Mangum's pass and returning it 56 yards to the house, giving the Aggies a 7-0 lead with 7:35 to go in the first quarter.

After the defense forced BYU to go three-and-out on the ensuing possession, the Aggies took over on their own 29 following a punt and drove to the Cougars' 2-yard line, where they faced their own fourth-down situation. USU went for it and the decision paid off as Love threw a 2-yard touchdown pass to Bright, making it 14-0 with 1:50 remaining in the first.

On BYU's next series, sophomore LB **David Woodward** forced a fumble by Dallin Holker that senior LB **Chase Christiansen** recovered just before it bounced out of bounds.

The offense cashed in on the takeaway when Love connected with Tarver for a 6-yard touchdown pass to give the visitors a commanding 21-0 lead. BYU finally got on the board with 4:52 remaining in the second quarter, but missed a 43-yard field goal wide right as time expired on the half.

Utah State opened the second half with the ball and marched 81 yards in 10 plays, capped by a 6-yard touchdown pass from Love to Greene to help the Aggies open a 28-7 lead.

Junior PK **Dominik Eberle** capped the scoring for Utah State in the fourth quarter when he drilled a 47-yard field goal to give the visitors their largest lead of the night, 45-13.

Woodward and sophomore CB **Ja'Marcus Ingram** led the Aggies with six tackles apiece, while Ingram added a career-best three pass breakups. Senior S **Jontrell Rocquemore** added four tackles, including the game's only sack as part of his 2.0 tackles for loss. On the sack of Mangum, Rocquemore forced a fumble and then recovered it.

Junior DE Tipa Galeai (10) had two tackles against the Cougars and returned his first-career interception 56 yards for his first-career touchdown.

/// GAME 4 RECAP vs. AIR FORCE ///

September 22, 2018
MERLIN OLSEN FIELD AT MAVERIK STADIUM

SCORING SUMMARY

	1	2	3	4	FINAL
Air Force	0	14	3	15	32
Utah State	7	14	14	7	42

First Quarter
USU - Thompson 6 yd run (Eberle kick, 9:18)
Second Quarter
AFA - Sanders 1 yd run (Philichi kick, 13:48)
AFA - Fagan 8 yd run (Philichi kick, 7:13)
USU - Bright 4 yd run (Eberle kick, 6:18)
USU - Vaughns 43 yd pass from Love (Eberle kick, 1:02)
Third Quarter
USU - Thompson 1 yd run (Eberle kick, 9:04)
USU - Raymond 30 yd pass from Love (Eberle kick, 8:15)
AFA - Koehnke 31 yd field goal (2:48)
Fourth Quarter
AFA - Remsberg 9 yd run (Hammond pass, 13:13)
AFA - Musselman 21 yd fumble return (Koehnke kick, 13:00)
USU - Bright 70 yd run (Eberle kick, 6:52)
Attendance: 22,720

TEAM STATISTICS

	AFA	USU
First Downs	27	22
Rushing	323	133
Passing	148	356
Total Offense	471	489
Fumbles: Number-Lost	2-1	2-2
Penalties: Number-Yards	7-65	5-35
Punts-Yards/Avg.	5-201/40.2	6-277/46.2
Punt returns: No-Yds-TD/Avg.	0-0-0/0.0	1-1-1/1.0
Kickoff Returns: No-Yds-TD/Avg.	1-24-0/24.0	3-63-0/21.0
Interceptions: No-Yds-TD	0-0-0	0-0-0
Fumble Returns: No-Yds-TD	1-21-1	0-0-0
Possession Time	43:40	16:20
Third-Down Conversions	11-of-26	3-of-9

INDIVIDUAL RUSHING
AFA: Remsberg, 9-52, TD; Fagan, 17-62, TD, Sanders, 26-58, TD, Cleveland, 7-44, Eriksen, 6-28, Worthman, 8-26, Mallard, 4-12.
USU: Bright, 11-101, 2 TD; Thompson, 6-34, 2 TD; Love, 5-3.

INDIVIDUAL PASSING (C-A-I, Yds, TD)
AFA: Sanders, 9-17-0, 125; Worthman, 2-4-0, 23.
USU: Love, 26-38-0, 356, 2 TD.

INDIVIDUAL RECEIVING
AFA: Bennett, 5-74; Cleveland, 4-43; Sanders, 2-31.
USU: Tarver, 9-128; Raymond, 4-68, TD; Greene, 4-42; Vaughns, 2-44, TD; Nathan, 2-23; Bright, 2-19; Terrell, 1-14; Compton, 1-10; Thompkins, 1-8.

USU Punt Returns: Nathan, 1-1.
USU KO Returns: Scarver, 3-63.
USU Interception Returns: None
USU Tackle Leaders: Ferguson, 15; Rocquemore, 13; Tamaivena, 12; Galeai, 11; Woodward, 11; Christiansen, 9; 'Unga 9.

UTAH STATE STARTERS

OFFENSE		DEFENSE	
LT	Edwards	DE	Baker
LG	Andrus	NG	'Unga
C	Ficklin	DE	Leilua
RG	Castaneda	LB	Galeai
RT	Taylor	LB	Woodward
WR	Tarver	LB	Christiansen
WR	Nathan	CB	Williams
WR	Greene	CB	Ingram
TE	Raymond	S	Rocquemore
RB	Bright	S	Ferguson
QB	Love	S	Bond

Sophomore QB Jordan Love (10) was 26-of-38 for a career-high 356 yards and two touchdowns in Utah State's 42-32 Mountain West home win against Air Force.

LOGAN, Utah - Sophomore QB **Jordan Love** passed for a career-high 356 yards and two touchdowns as Utah State defeated Air Force 42-32 in the Mountain West opener for both teams at Merlin Olsen Field at Maverik Stadium on Saturday, Sept. 22, 2018.

The first of Love's career-high-tying two touchdown passes, a 43-yarder to senior WR **Aaren Vaughns** with 1:02 left in the second quarter, put the Aggies ahead for good and gave them a 21-14 lead at the break.

With the win, Utah State improved to 3-1, marking the first time since 2012 the Aggies have opened by winning three of their first four games. Furthermore, Utah State is 5-1 all-time in Mountain West openers. Air Force dropped to 1-2 overall.

After Utah State junior RB **Darwin Thompson** opened the game's scoring on a 6-yard touchdown run with 9:18 to go in the first quarter, the Falcons reeled off the next 14 points thanks to a 1-yard touchdown run from Isaiah Sanders and an 8-yard touchdown run from Cole Fagan. Thompson finished the game with two rushing touchdowns.

Less than one minute after Fagan found the end zone, the Aggies answered with a touchdown of their own, a 4-yard run by junior RB **Gerold Bright** to knot the score at 14-apiece with 6:18 left in the half. Bright end the game with 101 rushing yards on 11 carries and two touchdowns.

Beginning with Bright's touchdown, Utah State scored 28 unanswered points to seemingly seize control. Thompson added his second score of the night on a 1-yard run with 9:04 left in the third quarter and junior TE **Dax Raymond** caught a 30-yard touchdown pass from Love just 49 seconds later to make it 35-14.

Raymond's touchdown came one play after senior S **Gaje Ferguson** recovered a fumble by Air Force. Ferguson finished his night with a career- and game-high 15 tackles, while fellow senior S **Jontrell Rocquemore** added a career-best 13 stops, including 2.0 tackles for loss.

Three other Aggies posted double-digit tackles on the night in senior LB **Suli Tamaivena** (12), junior LB **Tipa Galeai** (career-high 11) and sophomore LB **David Woodward** (11).

The Falcons pulled to within 35-32 with exactly 13 minutes remaining in the fourth quarter, but the Aggies sealed the victory on a 70-yard touchdown run by Bright with 6:52 to go.

On the ensuing possession, Air Force drove to the Aggies' 16-yard line, where they faced fourth-and-1 with just over two minutes remaining. The Falcons elected to go for it, but Sanders was stuffed for no gain by USU senior DE **Adewale Adeoye**.

Utah State senior WR **Ron'quavion Tarver** led the Aggies with nine receptions for 128 yards, while Raymond had four catches for 68 yards and senior WR **Jalen Greene** also had four receptions for 42 yards. Greene was instrumental in Bright's game-clinching touchdown as he threw a key block.

Utah State finished the night with 489 yards of total offense (356 passing, 133 rushing) as compared to 471 yards (323 rushing, 148 passing) for Air Force. The Falcons dominated the ball as they ran a school-record 107 plays and held it for 43:40. USU ran just 62 plays and had the ball for just 16:20. However, four of USU's touchdown drives were less than a minute, while the other two were 94 seconds and 2 minutes, 51 seconds. The Aggies also had two turnovers in the game as compared to one for the Falcons.

Senior S Gaje Ferguson (23) had a career-high 15 tackles and recovered his first career fumble against the Falcons.

/// GAME 3 RECAP vs. TENNESSEE TECH ///

September 13, 2018
MERLIN OLSEN FIELD AT MAVERIK STADIUM

SCORING SUMMARY

	1	2	3	4	FINAL
Tennessee Tech	3	3	3	3	12
Utah State	17	28	7	21	73

First Quarter
TTU - Madonia 54 yd field goal (14:04)
USU - Eberle 34 yd field goal (9:37)
USU - Bright 5 yd run (Eberle kick, 3:48)
USU - Thompson 65 yd run (Eberle kick, 2:10)
Second Quarter
USU - Love 2 yd run (Eberle kick, 11:43)
TTU - Madonia 20 yd field goal (7:48)
USU - Scarver 36 yd pass from Love (Eberle kick, 6:03)
USU - Vaughns 2 yd pass from Love (Eberle kick, 3:13)
USU - Nathan 59 yd punt return (Eberle kick, 2:08)
Third Quarter
USU - Miller 4 yd run (Eberle kick, 10:15)
TTU - Madonia 23 yd field goal (5:30)
Fourth Quarter
USU - Walker Jr. 1 yd run (Hintze kick, 11:20)
USU - Hervey 15 yd run (Coles kick, 8:05)
USU - Walker Jr. 1 yd run (Coles kick, 7:44)
TTU - Madonia 45 yd field goal (2:02)
Attendance: 15,011

TEAM STATISTICS

	TTU	USU
First Downs	12	31
Rushing	152	330
Passing	75	291
Total Offense	227	621
Fumbles: Number-Lost	2-1	2-2
Penalties: Number-Yards	3-23	6-60
Punts-Yards/Avg.	8-276/34.5	1-46/46.0
Punt returns: No-Yds-TD/Avg.	0-0-0/0.0	4-101-1/15.2
Kickoff Returns: No-Yds-TD/Avg.	2-59-0/19.5	3-62-0/20.7
Interceptions: No-Yds-TD	0-0-0	1-0-0
Fumble Returns: No-Yds-TD	0-0-0	1-25-0
Possession Time	31:56	27:54
Third-Down Conversions	1-of-15	7-of-11

INDIVIDUAL RUSHING
TTU: Ward, 9-52; Singletary, 3-37; Goldsmith, 16-35; Worthy, 4-16; Cunningham, 2-9; Fisher, 2-8; Gist, 7-(-5).
USU: Thompson, 6-107, TD; Bright, 13-55, TD; Hervey, 3-52, TD; Thompkins, 1-27; Colombi, 3-22; Walker Jr., 5-28, 2TD; Miller, 4-15, TD; Scarver 1-14; Vaughns, 1-10; Peasley, 1-4; Love, 1-2, TD.

INDIVIDUAL PASSING (C-A-I, Yds, TD)
TTU: Fisher, 5-14-1, 61; Ward, 3-10-0, 14.
USU: Love, 21-26-0, 236, 2 TD; Colombi, 9-9-0, 55.

INDIVIDUAL RECEIVING
TTU: Goldsmith, 2-29; Stafford, 2-27; Cunningham, 2-6; Huner, 1-8; Gist, 1-5.
USU: Tarver, 5-30; Greene, 4-31; Raymond, 3-57; Terrell, 3-37; Nathan, 3-30; Nelson, 3-23; Scarver, 1-36, TD; Boman, 1-11; Thompson, 1-9; Bright, 1-7; Thompkins, 1-7; Hervey, 1-6; Heckstall, 1-4; Vaughns, 1-2, TD; Walker Jr., 1-1.

USU Punt Returns: Nathan, 3-74, TD; Thompkins, 1-17.
USU KO Returns: Scarver, 1-23; Thompkins, 1-20.
USU Interception Returns: Ferguson, 1-0.
USU Tackle Leaders: C. Nelson, 6.

UTAH STATE STARTERS

OFFENSE		DEFENSE	
LT	Edwards	DE	Adeoye
LG	Andrus	NG	'Unga
C	Ficklin	DE	Leilua
RG	Castaneda	LB	Galeai
RT	Taylor	LB	Magalei
WR	Tarver	LB	Christiansen
WR	Nathan	CB	Williams
WR	Greene	CB	Ingram
TE	Raymond	S	Rocquemore
RB	Bright	S	Ferguson
QB	Love	S	Bond

Sophomore QB Jordan Love (10) was 21-of-26 for 236 yards and two touchdowns in Utah State's 73-12 home win against Tennessee Tech. Love, who also scored on a 2-yard run, only played the first half of the game.

LOGAN, Utah - Sophomore QB **Jordan Love** passed for 236 yards and two touchdowns, and junior RB **Darwin Thompson** rushed for a career-high 107 yards and a touchdown as Utah State cruised to a 73-12 victory over Tennessee Tech on Merlin Olsen Field at Maverik Stadium on Thursday, Sept. 13, 2018.

Love completed 21-of-26 passes before heading to the bench in the third quarter. He threw a 36-yard touchdown pass to sophomore WR **Savon Scarver** and a 2-yard touchdown pass to senior WR **Aaren Vaughns**, both in the second quarter. Love also added a 2-yard touchdown run early in the second quarter.

A week after Scarver returned a kickoff 100 yards for a touchdown, the Aggies (2-1) again found the end zone on special teams. This time, sophomore WR **Jordan Nathan** returned a punt 59 yards for a score, giving Utah State a 45-6 lead at the break.

Utah State finished with 621 yards of total offense, including 330 on the ground and seven rushing touchdowns. It is just the 12th time in school history the Aggies have eclipsed the 600-yard plateau and first time they have ever scored 60 points in back-to-back games. The 73 points are the sixth-most in school history and most since it posted a 76-0 home win against New Mexico State in 1964.

Defensively, the Aggies limited the Golden Eagles (0-3), a Football Championship Subdivision (FCS) team from Cookeville, Tenn., to just 227 yards of total offense, including just 75 passing yards and 152 yards on the ground. Tennessee Tech, which averaged 3.4 yards per play, managed just 12 first downs on the night and was 1-of-15 on third-down conversions.

All 12 of Tennessee Tech's points came off the foot of PK Nick Madonia, who was 4-for-5 on the night. He was good from 54, 20, 23 and 45 yards, but missed a 42-yarder in the third quarter.

Utah State PK **Dominik Eberle** made his only field goal of the night, a 34-yarder in the first quarter, and was 7-for-7 on extra points.

For the second consecutive week, Utah State's defense racked up 12.0 tackles for loss. Junior DE **Fua Leilua** led the way with a career-high 3.5 tackles for loss as 11 different Aggies recorded a tackle for loss in the game. Sophomore S **Chase Nelson** had a team- and career-high six tackles, including 1.0 sacks.

Senior LB **Ofa Latu** recovered the Aggies' only fumble of the game, returning it 25 yards to Tennessee Tech's 1-yard line, while senior S **Gaje Ferguson** intercepted a pass by Golden Eagles quarterback Bailey Fisher in the first half.

Eleven different Aggies rushed the ball at least once, averaging 7.6 yards per carry. Junior RB **Gerold Bright** had the most carries with 13 for 55 yards and a touchdown. Sophomore RB **Morian Walker Jr.** had 28 yards on five carries, but scored twice from one yard out. Sophomore RB **Tre Miller** had a 4-yard touchdown run in the third quarter and senior RB **Justen Hervey** rushed three times for 52 yards, including a 15-yard touchdown run in the fourth.

Senior WR **Ron'quavion Tarver** led Utah State with five catches for 30 yards, while senior WR **Jalen Greene** had a season-high four receptions for 31 yards. Four other Aggies caught three passes, including junior TE **Dax Raymond**, who finished the game with three receptions for 57 yards. In all, 15 different plays caught passes in the game.

Utah State finished the night by playing 80 players, including 11 that saw their first-ever collegiate action.

Junior DE Fua Leilua (44) had a career-high 3.5 tackles for loss as part of his four stops against the Golden Eagles.

/// GAME 2 RECAP vs. NEW MEXICO STATE ///

September 8, 2018
MERLIN OLSEN FIELD AT MAVERIK STADIUM

SCORING SUMMARY

	1	2	3	4	FINAL
New Mexico State	7	3	3	0	13
Utah State	16	17	14	13	60

First Quarter
USU - Eberle 44 yd field goal (8:59)
USU - Eberle 32 yd field goal (7:47)
NMSU - Boone 18 yd pass from Romero (Brown kick, 4:34)
USU - Scarver 100 yd kickoff return (Eberle kick, 4:19)
USU - Eberle 51 yd field goal (0:39)
Second Quarter
NMSU - Brown 49 yd field goal (8:13)
USU - Allen 1 yd run (Eberle kick, 5:46)
USU - Eberle 21 yd field goal (2:10)
USU - Greene 14 yd pass from Love (Eberle kick, 0:22)
Third Quarter
USU - Fortenberry 75 yd INT return (Eberle kick, 7:58)
NMSU - Brown 31 yd field goal (4:32)
USU - Bright 51 yd run (Eberle kick, 2:36)
Fourth Quarter
USU - Thompson 68 yd run (Eberle kick, 13:01)
USU - Eberle 51 yd field goal (11:11)
USU - Eberle 51 yd field goal (6:58)
Attendance: 18,223

TEAM STATISTICS

	NMSU	USU
First Downs	20	22
Rushing	109	260
Passing	171	172
Total Offense	280	432
Fumbles: Number-Lost	2-2	2-1
Penalties: Number-Yards	6-66	10-91
Punts-Yards/Avg.	8-327/40.9	3-145/48.3
Punt returns: No-Yds-TD/Avg.	1-13-0/13.0	4-47-0/11.8
Kickoff Returns: No-Yds-TD/Avg.	2-37-0/18.5	2-130-1/65.0
Interceptions: No-Yds-TD	1-6-0	3-75-1
Fumble Returns: No-Yds-TD	1-0-0	2-0-0
Possession Time	28:06	31:54
Third-Down Conversions	7-of-19	6-of-16

INDIVIDUAL RUSHING
NMSU: Gibson, 11-57; Caldwell, 9-53; Huntley, 13-35; Muse, 1-13; Adkins, 1-1; Boone, 1-(-9), Romero, 9-(-31).
USU: Bright, 14-134, TD; Thompson, 6-96, TD; Allen, 6-30, TD; Miller, 3-18; Walker Jr., 3-6; Peasley, 2-5; Team, 1-(-2); Vaughns, 1-(-3); Colombi, 1-(-7); Hervey, 4-(-3); Love, 5-(-14).

INDIVIDUAL PASSING (C-A-I, Yds, TD)
NMSU: Romero, 18-33-3, 161, 1 TD; Adkins, 2-3-0, 10; Jeanty, 0-1-0.
USU: Love, 14-27-1, 159, 1 TD; Colombi, 3-4-0, 13.

INDIVIDUAL RECEIVING
NMSU: Drew, 4-56; Huntley, 4-23; Roberts, 3-24; Clark, 3-8; Boone, 2-28, TD; Lottie, 2-14; Muse, 1-12; Abraham, 1-6.
USU: Tarver, 5-41; Vaughns, 2-37; Thompson, 2-26; Nathan, 2-17; Thompkins, 2-15; Greene, 1-14, TD; Scarver, 1-9; Raymond, 1-9; Heckstall, 1-4 .

USU Punt Returns: Nathan, 3-45; Thompkins, 1-2.
USU KO Returns: Scarver, 2-130, TD.
USU Interception Returns: Wade, 2-0; Fortenberry, 1-75, TD.
USU Tackle Leaders: Woodward, 13; Wade, 10.

UTAH STATE STARTERS

OFFENSE		DEFENSE	
LT	Edwards	DE	Adeoye
LG	Andrus	NG	'Unga
C	Ficklin	DE	Leilua
RG	Castaneda	LB	Galeai
RT	Taylor	LB	Woodward
WR	Tarver	LB	Christiansen
WR	Nathan	CB	Williams
WR	Greene	CB	Fortenberry
TE	Raymond	S	Rocquemore
RB	Bright	S	Wade
QB	Love	S	Bond

Junior PK Dominik Eberle (62) tied two NCAA records in Utah State's 60-13 home win against New Mexico State, as he scored 24 points (6 FG's, 6 PAT's) and became just the sixth player ever to make three field goals of 50-plus yards.

LOGAN, Utah - Junior PK **Dominik Eberle** kicked six field goals and senior RB **Gerold Bright** rushed for a career-high 134 yards and a touchdown as Utah State opened the home portion of its schedule with a dominating 60-13 victory against New Mexico State on Saturday, Sept. 8, 2018, on Merlin Olsen Field at Maverik Stadium.

The 60 points scored by Utah State are the second-most in series history, as is the 47-point margin of victory, trailing only USU's 76-0 home win against NMSU in 1964

Eberle, who was also a perfect 6-for-6 on extra points, tied the NCAA record for most points scored by a kicker with 24. Furthermore, he became just the sixth player in NCAA history – and first in school history – to make three field goals of 50 yards or more (51, 51, 51).

Eberle's six field goals of 44, 32, 51, 21, 51 and 51 yards, respectively, are tied for the third-most in a game in NCAA history. The 2017 Lou Groza Award finalist also tied his own school record with the six field goal attempts, and kicked off 12 times for 754 yards (averaging 62.8 yards per kick) with nine touchbacks.

Bright carried the ball 14 times on the night, helping Utah State (1-1) amass 260 total yards on the ground on 46 carries. His 51-yard touchdown run with 2:36 remaining in the third quarter gave the hosts a 47-13 lead.

Utah State finished with 432 yards of total offense on the night. Sophomore QB **Jordan Love** was 14-of-27 for 159 yards and one touchdown, a 14-yard completion to senior WR **Jalen Greene** that gave USU a 33-10 lead at the half. Senior WR **Ron'quavion Tarver** was Love's favorite target on the night as he had a game-best five receptions for 41 yards.

Utah State nearly had a pair of 100-yard rushers for the first time since 2012 as junior RB **Darwin Thompson** rushed for 96 yards on six carriers, including a 68-yard touchdown run early in the fourth quarter that upped the Aggies' advantage to 54-13.

For the second-consecutive week, sophomore LB **David Woodward** led Utah State in tackles with 13, including 1.0 sacks. Senior S **Aaron Wade** added a career-best 10 stops, to go along with the first two interceptions of his career. Senior LB **Chase Christiansen** added eight stops, while junior CB **DJ Williams** had six tackles, which included 1.0 sack and 3.0 tackles for loss.

Utah State senior DE **Adewale Adeoye** also recovered two fumbles and senior CB **Deante Fortenberry** returned an interception 75 yards for a touchdown with 7:58 left in the third quarter, giving the blue-clad Aggies a 40-10 lead.

New Mexico State QB Matt Romero was 18-of-33 for 161 yards and one touchdown, to go along with the three interceptions. He was sacked five times on the night, which included 1.5 sacks by USU junior LB **Tipa Galeai**, who also forced a fumble, as did sophomore LB **Maika Magalei**. NMSU finished the game with just 280 yards of total offense (171-passing, 109-rushing).

In all, Utah State's defense had 12.0 tackles for loss to go along with its five sacks, while forcing five turnovers with three interceptions and two fumble recoveries.

Romero threw an 18-yard touchdown pass to Jonathan Boone to give the white-cladded Aggies their only advantage of the night, 7-6, with 4:34 to go in the first quarter.

The lead lasted all of 15 seconds as USU sophomore WR **Savon Scarver** returned the ensuing kickoff 100 yards for a touchdown to make it 13-7 in favor of the hosts. Utah State's other touchdown of the night came courtesy of senior RB **Eltoro Allen**, who scored on a 1-yard run with 5:46 remaining in the second quarter.

New Mexico State's Terrill Hanks led all tacklers in the game with 19 stops, including 3.0 tackles for loss.



Senior S Aaron Wade (4) had a career-high 10 tackles and his first two career interceptions against the NewMags.

/// GAME 1 RECAP vs. #11 MICHIGAN STATE ///

August 31, 2018

SPARTAN STADIUM

SCORING SUMMARY

	1	2	3	4	FINAL
Utah State	7	7	10	7	31
#11 Michigan St.	6	14	7	11	38

First Quarter
USU - Love 1 yd run (Eberle kick, 12:58)
MSU - Coghlin 49 yd field goal (9:30)
MSU - Coghlin 32 yd field goal (2:54)
Second Quarter
MSU - White 8 yd pass from Lewerke (Coghlin kick, 10:49)
USU - Thompson 2 yd run (Eberle kick, 6:55)
MSU - Felton 10 yd pass from Lewerke (Coghlin kick, 0:28)
Third Quarter
MSU - Heyward 17 yd run (Coghlin kick, 9:06)
USU - Eberle 40 yd field goal (1:55)
USU - Ferguson 40 yd INT return (Eberle kick, 1:41)
Fourth Quarter
MSU - Coghlin24 yd field goal (10:23)
USU - Thompson 1 yd run (Eberle kick, 5:05)
MSU - Heyward 13 yd run (Lewerke pass good, 2:00)
Attendance: 73,114

TEAM STATISTICS

	USU	MSU
First Downs	22	23
Rushing	25	165
Passing	319	287
Total Offense	344	452
Fumbles: Number-Lost	1-0	1-1
Penalties: Number-Yards	7-49	9-62
Punts-Yards/Avg.	3-97/32.3	2-179/39.5
Punt returns: No-Yds-TD/Avg.	1-13-0/13.0	0-0-0/0.0
Kickoff Returns: No-Yds-TD/Avg.	2-48-0/24.0	4-89-0/22.2
Interceptions: No-Yds-TD	1-40-1	2-21-0
Fumble Returns: No-Yds-TD	1-0-0	0-0-0
Possession Time	22:16	37:44
Third-Down Conversions	7-of-13	11-of-17

INDIVIDUAL RUSHING
USU: Thompson, 10-28, 2 TD; Allen, 3-8; Team, 1-(-2); Love, 8-(-2); Bright, 2-(-2); Vaughns, 1-(-5).
MSU: Scott, 23-84; Heyward, 5-42, 2 TD; Lewerke, 10-31; Stewart, 1-15.

INDIVIDUAL PASSING (C-A-I, Yds, TD)
USU: Love, 29-44-2, 319, 0 TD.
MSU: Lewerke, 22-33-1, 287, 2 TD.

INDIVIDUAL RECEIVING
USU: Raymond, 7-76; Nathan, 4-64; Greene, 3-40; Vaughns, 3-37; Tarver, 3-29; Thompson, 3-28; Nelson, 3-17; Allen, 1-11; Terrell, 1-9; Bright, 1-8.
MSU: Stewart, 7-55; White, 5-70, TD; Davis, 3-69, TD; Scott, 3-57; Sowards, 2-12; Nailor, 1-14; Campbell, 1-5; Nelson, 1-5.

USU Punt Returns: Nathan, 1-13.
USU KO Returns: Scarver, 2-48.
USU Interception Returns: Ferguson, 1-40, TD.
USU Tackle Leaders: Woodward, 16; Bond, 9; Christiansen, 9; Rocquemore, 9.

UTAH STATE STARTERS

OFFENSE		DEFENSE	
LT	Edwards	DE	Adeoye
LG	Andrus	NG	'Unga
C	Ficklin	DE	Leilua
RG	Castaneda	LB	Galeai
RT	Taylor	LB	Woodward
WR	Tarver	LB	Christiansen
WR	Nathan	CB	Ingram
WR	Greene	CB	Williams
TE	Raymond	S	Rocquemore
RB	Bright	S	Bond
QB	Love	S	Ferguson

Sophomore QB Jordan Love (10) was 29-of-44 passing for a career-high 319 yards in Utah State's season-opening 38-31 loss at No. 11 Michigan State.

EAST LANSING, Mich. - Sophomore QB **Jordan Love** passed for a career-high 319 yards and junior RB **Darwin Thompson** scored the first two rushing touchdowns of his career to help Utah State in its season-opening 38-31 loss at No. 11 Michigan State on Friday, Aug. 31, 2018.

Thompson's second touchdown of the night, a 1-yard run with 5:05 remaining in the game, gave Utah State a 31-30 lead.

However, the Spartans (1-0) took the ensuing kickoff and marched it down the field, getting a 13-yard touchdown run with 2:00 remaining, followed by a successful two-point conversion to give the hosts their final margin of victory.

Utah State (0-1) then moved the ball across midfield to the MSU 46, but the Spartans' Joe Bachie sealed the game with an interception.

Utah State finished the game with 344 yards of offense (319-passing, 25-rushing) as compared to 452 yards for MSU (287-passing, 165-rushing). Both teams had two turnovers in the game and the Spartans controlled the time of possession, 37:44 to 22:16.

Junior TE **Dax Raymond** finished the game with a game-high-tying seven receptions – also a career best – for a career-high 76 yards. Love completed a career-high 29 passes (on a career-high-tying 44 attempts) to 10 different receivers on the night.

Sophomore LB **David Woodward** led Utah State's defensive effort with a career-high 16 tackles, to go along with two quarterback hurries. It is the most tackles by an Aggie since Nick Vigil had 20 against Air Force in 2015.

Senior LB **Chase Christiansen**, senior S **Jontrell Rocquemore** and sophomore S **Shaq Bond** all added nine stops apiece. The Aggies also forced two turnovers, including a 40-yard interception return by senior S **Gaje Ferguson** that pulled USU to within 27-24 with 1:41 left in the third quarter.

Redshirt junior LB **Tipa Galeai** caused the other turnover when he sacked Michigan State QB Brian Lewerke and forced a fumble that was recovered by junior DE **Devon Anderson**.

Lewerke completed 22-of-33 passes for 287 yards and two touchdowns. He was sacked three times on the night, including twice by Galeai and once by Rocquemore.

Utah State took the opening kickoff and marched 75 yards, capped by a 1-yard touchdown run from Love, to give the Aggies a 7-0 lead with 12:58 to go in the first quarter.

A couple of field goals by Michigan State's Matt Coghlin pulled the hosts to within 7-6 before they took their first lead of the night at 13-7 on an 8-yard touchdown pass from Lewerke to Cody White with 10:49 left in the opening half.

Utah State regained the lead on the ensuing possession after Thompson scored the first of his two touchdowns, this one from two yards out. The Aggies marched 72 yards on nine plays, highlighted by a pair of catches – an 18-yarder and a 25-yarder – from Raymond.

The Spartans led 20-14 at the break, though, when they answered Utah State's touchdown with one of their own. Lewerke threw a 10-yard touchdown pass to Davis with just 28 seconds remaining in the half.

Michigan State parlayed that touchdown into another seven points as the Spartans took the second-half kickoff and marched 81 yards in 10 plays, to open their largest lead of the night at 27-14 courtesy of a 17-yard touchdown run by Heyward.

The Aggies weren't done, though, as they scored 10 points in just a 14-second span. Junior PK **Dominik Eberle** kicked a 40-yard field goal to cut the deficit to 27-17. On the very first play of Michigan State's ensuing possession, Ferguson recorded his pick-six to silence the crowd of 73,114.



Sophomore LB David Woodward (9) posted his second-career double-digit tackle game with a career-high 16 stops against the Spartans.

	Date	Opponent		Score	Att.
	Aug 31, 2018	at #11 Michigan State	L	31-38	73114
	Sep 08, 2018	NEW MEXICO STATE	W	60-13	18223
	Sep 13, 2018	TENNESSEE TECH	W	73-12	15011
*	Sep 22, 2018	AIR FORCE	W	42-32	22720
	Oct 05, 2018	at BYU	W	45-20	58087
*	Oct 13, 2018	UNLV	W	59-28	21212
*	Oct 20, 2018	at Wyoming	W	24-16	18378

Rushing	gp	att	gain	loss	net	avg	td	lg	avg/g
THOMPSON, Darwin	7	73	561	26	535	7.3	9	68	76.4
BRIGHT, GEROLD	7	77	466	10	456	5.9	4	70	65.1
COLOMBI, Henry	3	6	63	7	56	9.3	1	37	18.7
ALLEN, ELTORO	4	17	52	0	52	3.1	1	13	13.0
HERVEY, JUSTEN	6	8	53	7	46	5.8	1	35	7.7
WALKER JR., Morian	6	12	49	3	46	3.8	2	20	7.7
VAUGHNS, AAREN	7	5	48	8	40	8.0	0	36	5.7
MILLER, TRE	3	7	33	0	33	4.7	1	8	11.0
LOVE, JORDAN	7	28	85	53	32	1.1	3	21	4.6
THOMPKINS, Deven	7	2	30	0	30	15.0	0	27	4.3
SCARVER, SAVON	7	1	14	0	14	14.0	0	14	2.0
PEASLEY, Andrew	2	3	9	0	9	3.0	0	5	4.5
TARVER, Ron'quavion	7	1	4	0	4	4.0	0	4	0.6
Total	7	250	1467	134	1333	5.3	22	70	190.4
Opponents	7	331	1406	235	1171	3.5	7	53	167.3

Passing	gp	effic	comp-att-int	pct	yds	td	lg	avg/g
LOVE, JORDAN	7	145.07	137-214-4	64.0	1610	14	80	230.0
COLOMBI, Henry	3	130.15	17-21-0	81.0	123	0	38	41.0
Total	7	143.73	154-235-4	65.5	1733	14	80	247.6
Opponents	7	110.42	120-224-8	53.6	1353	9	79	193.3

Receiving	gp	no.	yds	avg	td	lg	avg/g
TARVER, Ron'quavion	7	30	305	10.2	4	29	43.6
GREENE, JALEN	7	22	312	14.2	3	80	44.6
RAYMOND, DAX	5	16	217	13.6	1	31	43.4
NATHAN, JORDAN	7	16	165	10.3	1	28	23.6
VAUGHNS, AAREN	7	15	198	13.2	2	43	28.3
THOMPSON, Darwin	7	12	108	9.0	0	19	15.4
TERRELL, CARSON	7	9	121	13.4	0	40	17.3
BRIGHT, GEROLD	7	9	54	6.0	1	13	7.7
NELSON, DJ	5	6	40	6.7	0	11	8.0
THOMPKINS, Deven	7	5	42	8.4	0	12	6.0
SCARVER, SAVON	7	4	109	27.2	2	38	15.6
HECKSTALL, Devin	6	3	9	3.0	0	4	1.5
ALLEN, ELTORO	4	2	20	10.0	0	11	5.0
COMPTON, TAYLOR	7	2	15	7.5	0	10	2.1
BOMAN, TRAVIS	4	1	11	11.0	0	11	2.8
Total	7	154	1733	11.3	14	80	247.6
Opponents	7	120	1353	11.3	9	79	193.3

Field Goals	fg	pct.	01-19	20-29	30-39	40-49	50-99	lg	blk
EBERLE, Dominik	11-14	78.6	0-0	2-3	2-3	4-4	3-4	51	0

			PAT						
Scoring	td	fg	kick	rush	rcv	pass	dxp	saf	pts
EBERLE, Dominik	-	11-14	40-40	-	-	-	-	-	73
THOMPSON, Darwin	9	-	-	-	-	-	-	-	54
BRIGHT, GEROLD	5	-	-	-	-	-	-	-	30
SCARVER, SAVON	4	-	-	-	-	-	-	-	24
TARVER, Ron'quavion	4	-	-	-	-	-	-	-	24
GREENE, JALEN	3	-	-	-	-	-	-	-	18
LOVE, JORDAN	3	-	-	-	-	-	-	-	18
WALKER JR., Morian	2	-	-	-	-	-	-	-	12
VAUGHNS, AAREN	2	-	-	-	-	-	-	-	12
NATHAN, JORDAN	2	-	-	-	-	-	-	-	12
FERGUSON, GAJE	1	-	-	-	-	-	-	-	6
GALEAI, TIPA	1	-	-	-	-	-	-	-	6
GAJKOWSKI, Baron	1	-	-	-	-	-	-	-	6
MILLER, TRE	1	-	-	-	-	-	-	-	6
COLOMBI, Henry	1	-	-	-	-	-	-	-	6
Total	43	11-14	43-43	-	-	-	-	-	334
Opponents	17	13-17	14-15	-	2	2-2	-	-	159

Score by Quarters	1st	2nd	3rd	4th	OT	Total
Utah State	82	104	80	68	0	334
Opponents	26	41	39	53	0	159

Record:	Overall	Home	Away	Neutral
All games	6-1	4-0	2-1	0-0
Conference	3-0	2-0	1-0	0-0
Non-Conference	3-1	2-0	1-1	0-0

Team Statistics	USU	OPP
FIRST DOWNS	151	141
Rushing	58	69
Passing	82	54
Penalty	11	18
RUSHING YARDAGE	1333	1171
Rushing Attempts	250	331
Average Per Rush	5.3	3.5
Average Per Game	190.4	167.3
TDs Rushing	22	7
PASSING YARDAGE	1733	1353
Comp-Att-Int	154-235-4	120-224-8
Average Per Pass	7.4	6.0
Average Per Catch	11.3	11.3
Average Per Game	247.6	193.3
TDs Passing	14	9
TOTAL OFFENSE	3066	2524
Average Per Play	6.3	4.5
Average Per Game	438.0	360.6
KICK RETURNS: #-Yards	17-522	16-339
PUNT RETURNS: #-Yards	17-207	6-70
INT RETURNS: #-Yards	8-191	4-40
FUMBLES-LOST	8-6	11-8
PENALTIES-Yards	51-467	50-416
PUNTS-AVG	31-43.3	45-37.8
TIME OF POSSESSION/Game	25:30	34:30
3RD-DOWN Conversions	39/90	46/126
4TH-DOWN Conversions	1/3	8/15

Interceptions	no.	yds	avg	td	lg
FERGUSON, GAJE	2	40	20.0	1	40
ROCQUEMORE, Jontrel	2	20	10.0	0	20
WADE, AARON	2	0	0.0	0	0
FORTENBERRY, Deant	1	75	75.0	1	75
GALEAI, TIPA	1	56	56.0	1	56

Punting	no.	yds	avg	lg	tb	fc	i20	50+	blk
HINTZE, TAYLOR	29	1257	43.3	67	2	11	9	5	0
LEE, ZACH	2	84	42.0	46	0	1	1	0	0

Punt Returns	no.	yds	avg	td	lg
NATHAN, JORDAN	13	147	11.3	1	59
THOMPKINS, Deven	4	44	11.0	0	17
GAJKOWSKI, Baron	0	16	0.0	1	16
Total	17	207	12.2	2	59
Opponents	6	70	11.7	0	28

Kick Returns	no.	yds	avg	td	lg
SCARVER, SAVON	11	421	38.3	2	100
BRIGHT, GEROLD	3	57	19.0	0	22
NATHAN, JORDAN	1	5	5.0	0	5
VAUGHNS, AAREN	1	19	19.0	0	15
THOMPKINS, Deven	1	20	20.0	0	20
Total	17	522	30.7	2	100
Opponents	16	339	21.2	0	33

All Purpose	g	rush	rcv	pr	kr	ir	total	avg/g
THOMPSON, Da	7	535	108	0	0	0	643	91.9
BRIGHT, GERO	7	456	54	0	57	0	567	81.0
SCARVER, SAV	7	14	109	0	421	0	544	77.7
NATHAN, JORD	7	0	165	147	5	0	317	45.3
GREENE, JALE	7	0	312	0	0	0	312	44.6
Total	7	1333	1733	207	522	191	3986	569.4
Opponents	7	1171	1353	70	339	40	2973	424.7

Total Offense	g	plays	rush	pass	total	avg/g
LOVE, JORDAN	7	242	32	1610	1642	234.6
THOMPSON, Darwin	7	73	535	0	535	76.4
BRIGHT, GEROLD	7	77	456	0	456	65.1
COLOMBI, Henry	3	27	56	123	179	59.7
ALLEN, ELTORO	4	17	52	0	52	13.0
Total	7	485	1333	1733	3066	438.0
Opponents	7	555	1171	1353	2524	360.6

Team Statistics	USU	OPP
SCORING	334	159
Points Per Game	47.7	22.7
Points Off Turnovers	76	30
FIRST DOWNS	151	141
Rushing	58	69
Passing	82	54
Penalty	11	18
RUSHING YARDAGE	1333	1171
Yards gained rushing	1467	1406
Yards lost rushing	134	235
Rushing Attempts	250	331
Average Per Rush	5.3	3.5
Average Per Game	190.4	167.3
TDs Rushing	22	7
PASSING YARDAGE	1733	1353
Comp-Att-Int	154-235-4	120-224-8
Average Per Pass	7.4	6.0
Average Per Catch	11.3	11.3
Average Per Game	247.6	193.3
TDs Passing	14	9
TOTAL OFFENSE	3066	2524
Total Plays	485	555
Average Per Play	6.3	4.5
Average Per Game	438.0	360.6
KICK RETURNS: #-Yards	17-522	16-339
PUNT RETURNS: #-Yards	17-207	6-70
INT RETURNS: #-Yards	8-191	4-40
KICK RETURN AVERAGE	30.7	21.2
PUNT RETURN AVERAGE	12.2	11.7
INT RETURN AVERAGE	23.9	10.0
FUMBLES-LOST	8-6	11-8
PENALTIES-Yards	51-467	50-416
Average Per Game	66.7	59.4
PUNTS-Yards	31-1341	45-1703
Average Per Punt	43.3	37.8
Net punt average	39.7	31.0
KICKOFFS-Yards	61-3879	36-2158
Average Per Kick	63.6	59.9
Net kick average	41.2	36.4
TIME OF POSSESSION/Game	25:30	34:30
3RD-DOWN Conversions	39/90	46/126
3rd-Down Pct	43%	37%
4TH-DOWN Conversions	1/3	8/15
4th-Down Pct	33%	53%
SACKS BY-Yards	20-152	7-52
MISC YARDS	0	0
TOUCHDOWNS SCORED	43	17
FIELD GOALS-ATTEMPTS	11-14	13-17
ON-SIDE KICKS	0-0	0-1
RED-ZONE SCORES	(26-32) 81%	(22-24) 92%
RED-ZONE TOUCHDOWNS	(22-32) 69%	(13-24) 54%
PAT-ATTEMPTS	(43-43) 100%	(14-15) 93%
ATTENDANCE	77166	149579
Games/Avg Per Game	4/19292	3/49860
Neutral Site Games		0/0

Score by Quarters	1st	2nd	3rd	4th	OT	Total
Utah State	82	104	80	68	0	334
Opponents	26	41	39	53	0	159

Rushing	gp	att	gain	loss	net	avg	td	lg	avg/g
THOMPSON, Darwin	7	73	561	26	535	7.3	9	68	76.4
BRIGHT, GEROLD	7	77	466	10	456	5.9	4	70	65.1
COLOMBI, Henry	3	6	63	7	56	9.3	1	37	18.7
ALLEN, ELTORO	4	17	52	0	52	3.1	1	13	13.0
HERVEY, JUSTEN	6	8	53	7	46	5.8	1	35	7.7
WALKER JR., Morian	6	12	49	3	46	3.8	2	20	7.7
VAUGHNS, AAREN	7	5	48	8	40	8.0	0	36	5.7
MILLER, TRE	3	7	33	0	33	4.7	1	8	11.0
LOVE, JORDAN	7	28	85	53	32	1.1	3	21	4.6
THOMPKINS, Deven	7	2	30	0	30	15.0	0	27	4.3
SCARVER, SAVON	7	1	14	0	14	14.0	0	14	2.0
PEASLEY, Andrew	2	3	9	0	9	3.0	0	5	4.5
TARVER, Ron'quavion	7	1	4	0	4	4.0	0	4	0.6
Team	6	10	0	20	-20	-2.0	0	0	-3.3
Total	7	250	1467	134	1333	5.3	22	70	190.4
Opponents	7	331	1406	235	1171	3.5	7	53	167.3

Passing	gp	effic	comp-att-int	pct	yds	td	lg	avg/g
LOVE, JORDAN	7	145.07	137-214-4	64.0	1610	14	80	230.0
COLOMBI, Henry	3	130.15	17-21-0	81.0	123	0	38	41.0
Total	7	143.73	154-235-4	65.5	1733	14	80	247.6
Opponents	7	110.42	120-224-8	53.6	1353	9	79	193.3

Receiving	gp	no.	yds	avg	td	lg	avg/g
TARVER, Ron'quavion	7	30	305	10.2	4	29	43.6
GREENE, JALEN	7	22	312	14.2	3	80	44.6
RAYMOND, DAX	5	16	217	13.6	1	31	43.4
NATHAN, JORDAN	7	16	165	10.3	1	28	23.6
VAUGHNS, AAREN	7	15	198	13.2	2	43	28.3
THOMPSON, Darwin	7	12	108	9.0	0	19	15.4
TERRELL, CARSON	7	9	121	13.4	0	40	17.3
BRIGHT, GEROLD	7	9	54	6.0	1	13	7.7
NELSON, DJ	5	6	40	6.7	0	11	8.0
THOMPKINS, Deven	7	5	42	8.4	0	12	6.0
SCARVER, SAVON	7	4	109	27.2	2	38	15.6
HECKSTALL, Devin	6	3	9	3.0	0	4	1.5
ALLEN, ELTORO	4	2	20	10.0	0	11	5.0
COMPTON, TAYLOR	7	2	15	7.5	0	10	2.1
BOMAN, TRAVIS	4	1	11	11.0	0	11	2.8
HERVEY, JUSTEN	6	1	6	6.0	0	6	1.0
WALKER JR., Morian	6	1	1	1.0	0	1	0.2
Total	7	154	1733	11.3	14	80	247.6
Opponents	7	120	1353	11.3	9	79	193.3

Punt Returns	no.	yds	avg	td	lg
NATHAN, JORDAN	13	147	11.3	1	59
THOMPKINS, Deven	4	44	11.0	0	17
GAJKOWSKI, Baron	0	16	0.0	1	16
Total	17	207	12.2	2	59
Opponents	6	70	11.7	0	28

Interceptions	no.	yds	avg	td	lg
FERGUSON, GAJE	2	40	20.0	1	40
WADE, AARON	2	0	0.0	0	0
ROCQUEMORE, Jontr	2	20	10.0	0	20
GALEAI, TIPA	1	56	56.0	1	56
FORTENBERRY, Dean	1	75	75.0	1	75
Total	8	191	23.9	3	75
Opponents	4	40	10.0	0	20

Kick Returns	no.	yds	avg	td	lg
SCARVER, SAVON	11	421	38.3	2	100
BRIGHT, GEROLD	3	57	19.0	0	22
VAUGHNS, AAREN	1	19	19.0	0	15
THOMPKINS, Deven	1	20	20.0	0	20
NATHAN, JORDAN	1	5	5.0	0	5
Total	17	522	30.7	2	100
Opponents	16	339	21.2	0	33

Fumble Returns	no.	yds	avg	td	lg
LATU, OFA	1	25	25.0	0	25
Total	1	25	25.0	0	25
Opponents	1	21	21.0	1	21

Scoring	td	fg	PAT kick	PAT rush	PAT rcv	PAT pass	dxp	saf	pts
EBERLE, Dominik	-	11-14	40-40	-	-	-	-	-	73
THOMPSON, Darwin	9	-	-	-	-	-	-	-	54
BRIGHT, GEROLD	5	-	-	-	-	-	-	-	30
TARVER, Ron'quavion	4	-	-	-	-	-	-	-	24
SCARVER, SAVON	4	-	-	-	-	-	-	-	24
GREENE, JALEN	3	-	-	-	-	-	-	-	18
LOVE, JORDAN	3	-	-	-	-	-	-	-	18
VAUGHNS, AAREN	2	-	-	-	-	-	-	-	12
NATHAN, JORDAN	2	-	-	-	-	-	-	-	12
WALKER JR., Morian	2	-	-	-	-	-	-	-	12
GALEAI, TIPA	1	-	-	-	-	-	-	-	6
MILLER, TRE	1	-	-	-	-	-	-	-	6
HERVEY, JUSTEN	1	-	-	-	-	-	-	-	6
ALLEN, ELTORO	1	-	-	-	-	-	-	-	6
FERGUSON, GAJE	1	-	-	-	-	-	-	-	6
GAJKOWSKI, Baron	1	-	-	-	-	-	-	-	6
FORTENBERRY, Dean	1	-	-	-	-	-	-	-	6
COLOMBI, Henry	1	-	-	-	-	-	-	-	6
RAYMOND, DAX	1	-	-	-	-	-	-	-	6
COLES, CONNOR	-	-	2-2	-	-	-	-	-	2
HINTZE, TAYLOR	-	-	1-1	-	-	-	-	-	1
Total	43	11-14	43-43	-	-	-	-	-	334
Opponents	17	13-17	14-15	-	2	2-2	-	-	159

Total Offense	g	plays	rush	pass	total	avg/g
LOVE, JORDAN	7	242	32	1610	1642	234.6
THOMPSON, Darwin	7	73	535	0	535	76.4
BRIGHT, GEROLD	7	77	456	0	456	65.1
COLOMBI, Henry	3	27	56	123	179	59.7
ALLEN, ELTORO	4	17	52	0	52	13.0
WALKER JR., Morian	6	12	46	0	46	7.7
HERVEY, JUSTEN	6	8	46	0	46	7.7
VAUGHNS, AAREN	7	5	40	0	40	5.7
MILLER, TRE	3	7	33	0	33	11.0
THOMPKINS, Deven	7	2	30	0	30	4.3
SCARVER, SAVON	7	1	14	0	14	2.0
PEASLEY, Andrew	2	3	9	0	9	4.5
TARVER, Ron'quavion	7	1	4	0	4	0.6
Team	6	10	-20	0	-20	-3.3
Total	7	485	1333	1733	3066	438.0
Opponents	7	555	1171	1353	2524	360.6

Field Goals	fg	pct.	01-19	20-29	30-39	40-49	50-99	lg	blk
EBERLE, Dominik	11-14	78.6	0-0	2-3	2-3	4-4	3-4	51	0

FG Sequence	Utah State	Opponents
Michigan State	(40)	(49),(32),(24)
New Mexico State	(44),(32),(51),(21),(51),(51)	(49),(31),32
Tennessee Tech	(34)	(54),(20),(23),42,(45)
Air Force	-	40,(31)
BYU	(47)	43
UNLV	27,35,(24)	-
Wyoming	53,(45)	(27),(47),(21)

Numbers in (parentheses) indicate field goal was made.

Punting	no.	yds	avg	lg	tb	fc	i20	50+	blk
HINTZE, TAYLOR	29	1257	43.3	67	2	11	9	5	0
LEE, ZACH	2	84	42.0	46	0	1	1	0	0
Total	31	1341	43.3	67	2	12	10	5	0
Opponents	45	1703	37.8	51	5	14	8	2	1

Kickoffs	no.	yds	avg	tb	ob	retn	net	ydln
EBERLE, Dominik	56	3555	63.5	38	3			
HINTZE, TAYLOR	4	260	65.0	3	0			
COLES, CONNOR	1	64	64.0	0	0			
Total	61	3879	63.6	41	3	21.2	41.2	23
Opponents	36	2158	59.9	13	3	30.7	36.4	28

All Purpose	g	rush	rcv	pr	kr	ir	total	avg/g
THOMPSON, D	7	535	108	0	0	0	643	91.9
BRIGHT, GERO	7	456	54	0	57	0	567	81.0
SCARVER, SAV	7	14	109	0	421	0	544	77.7
NATHAN, JORD	7	0	165	147	5	0	317	45.3
GREENE, JALE	7	0	312	0	0	0	312	44.6
TARVER, Ron'q	7	4	305	0	0	0	309	44.1
VAUGHNS, AAR	7	40	198	0	19	0	257	36.7
RAYMOND, DA	5	0	217	0	0	0	217	43.4
THOMPKINS, D	7	30	42	44	20	0	136	19.4
TERRELL, CAR	7	0	121	0	0	0	121	17.3
FORTENBERRY	7	0	0	0	0	75	75	10.7
ALLEN, ELTOR	4	52	20	0	0	0	72	18.0
GALEAI, TIPA	7	0	0	0	0	56	56	8.0
COLOMBI, Henr	3	56	0	0	0	0	56	18.7
HERVEY, JUST	6	46	6	0	0	0	52	8.7
WALKER JR., M	6	46	1	0	0	0	47	7.8
NELSON, DJ	5	0	40	0	0	0	40	8.0
FERGUSON, G	7	0	0	0	0	40	40	5.7
MILLER, TRE	3	33	0	0	0	0	33	11.0
LOVE, JORDAN	7	32	0	0	0	0	32	4.6
ROCQUEMORE	7	0	0	0	0	20	20	2.9
GAJKOWSKI, B	4	0	0	16	0	0	16	4.0
COMPTON, TA	7	0	15	0	0	0	15	2.1
BOMAN, TRAVI	4	0	11	0	0	0	11	2.8
PEASLEY, Andr	2	9	0	0	0	0	9	4.5
HECKSTALL, D	6	0	9	0	0	0	9	1.5
Team	6	-20	0	0	0	0	-20	-3.3
Total	7	1333	1733	207	522	191	3986	569.4
Opponents	7	1171	1353	70	339	40	2973	424.7

#	Defensive Leaders	gp	Tackles ua	a	tot	tfl/yds	Sacks no-yds	Pass defense int-yds	brup	qbh	Fumbles rcv-yds	ff	blkd kick	saf
9	WOODWARD, David	6	23	51	74	5.5-37	4.0-34	.	2	3	.	2	.	.
48	CHRISTIANSEN, Chas	7	16	38	54	2.5-10	0.5-7	.	1	.	1-0	.	.	.
3	ROCQUEMORE, Jontre	7	17	25	42	5.5-36	2.0-23	2-20	.	3	1-0	1	.	.
23	FERGUSON, GAJE	7	15	25	40	0.5-0	.	2-40	1	1	1-0	.	.	.
1G	GALEAI, TIPA	7	14	22	36	8.0-38	5.5-32	1-56	2	5	.	2	1	.
25	BOND, SHAQ	7	22	12	34	3.0-4	.	.	5	.	.	.	.	.
44	LEILUA, FUA	7	7	20	27	5.0-19	1.0-10	.	1	3	.	.	.	.
96	'UNGA, Christopher	7	5	21	26	1.5-3	0.5-1	.	.	.	.	.	.	.
7	WILLIAMS, D.J.	7	20	6	26	3.0-12	1.0-7	.	5	1	.	1	.	.
42	TAMAIVENA, SULI	4	11	14	25	2.5-8	.	.	1	.	.	.	.	.
55	ADEOYE, Adewale	7	10	14	24	3.0-6	.	.	.	1	3-0	.	.	.
4	WADE, AARON	7	12	11	23	1.0-2	.	2-0	2	.	.	.	.	.
24	BAKER, DALTON	7	6	15	21	1.0-2	.	.	.	1	.	1	.	.
91	ANDERSON, DEVON	7	5	13	18	2.0-8	1.0-6	.	.	.	1-0	.	.	.
2	INGRAM, Ja'Marcus	5	12	6	18	.	.	.	6	.	.	.	.	.
47	LEE, LOGAN	7	5	7	12	2.5-18	1.0-9	.	.	1	.	.	.	.
93	WILDMAN, JACOBY	5	7	5	12	2.0-13	2.0-13	.	.	1	.	.	.	.
51	TE'I, JUSTUS	3	2	9	11	2.5-4	.	.	.	.	.	.	.	.
27	FORTENBERRY, Deant	7	8	2	10	.	.	1-75	2	.	.	.	.	.
26	NELSON, CHASE	7	6	4	10	1.0-7	1.0-7	.	.	.	.	.	.	.
6	HANEY, Cameron	7	4	4	8	0.5-2	.	.	1	.	.	.	.	.
31	PARKER, CHANCE	7	2	4	6	.	.	.	.	.	.	.	.	.
54	MUNOZ, ERIC	1	.	5	5	0.5-0	.	.	.	.	.	.	.	.
39	MAGALEI, MAIKA	3	2	3	5	0.5-3	0.5-3	.	.	.	.	1	.	.
90	FATA, RITISONI	5	2	2	4	0.5-1	.	.	.	.	.	.	.	.
94	ANDERSEN, CADEN	6	1	3	4	1.5-2	.	.	.	.	.	.	.	.
14	JACKSON, Zahodri	7	2	1	3	.	.	.	.	.	.	.	.	.
15	GAJKOWSKI, Baron	4	2	1	3	.	.	.	.	.	.	.	.	.
41	SHELTON, ELIJAH	1	.	3	3	.	.	.	.	.	.	.	.	.
37	GREEN, JARROD	6	.	3	3	.	.	.	.	.	.	.	.	.
40	LATU, OFA	3	1	2	3	.	.	.	.	.	1-25	.	.	.
30	GRAYSON, ANDRE	6	.	3	3	.	.	.	.	.	.	.	.	.
53	HARRIS, BRADEN	2	1	2	3	0.5-5	.	.	.	.	.	.	.	.
33	MEITZENHEIMER, Kev	3	2	1	3	.	.	.	.	1	.	.	.	.
95	TAMBE, KEITH	1	.	2	2	0.5-2	.	.	.	.	.	.	.	.
36	NASH, CHRISTIAN	1	.	2	2	.	.	.	.	.	.	.	.	.
3L	LANGI, DANIEL	1	.	2	2	0.5-5	.	.	.	.	.	.	.	.
62	EBERLE, Dominik	7	1	.	1	.	.	.	.	.	.	.	.	.
87	RAYMOND, DAX	5	.	1	1	.	.	.	.	.	.	.	.	.
13	HECKSTALL, Devin	6	.	1	1	.	.	.	.	.	.	.	.	.
12	NELSON, DJ	5	1	.	1	.	.	.	.	.	.	.	.	.
11	VAUGHNS, AAREN	7	1	.	1	.	.	.	.	.	.	.	.	.
17	COMPTON, TAYLOR	7	1	.	1	.	.	.	.	.	.	.	.	.
20	MILLER, TRE	3	.	1	1	.	.	.	.	.	.	.	.	.
5	THOMPSON, Darwin	7	1	.	1	.	.	.	.	.	.	.	.	.
59	COLES, CONNOR	1	.	1	1	.	.	.	.	.	.	.	.	.
21	GREENE, JALEN	7	1	.	1	.	.	.	.	.	.	.	.	.
19	THOMPKINS, Deven	7	.	.	.	.	.	.	.	.	.	.	1	.
	Total	7	248	367	615	57-247	20-152	8-191	29	21	8-25	8	2	.
	Opponents	7	226	296	522	35-123	7-52	4-40	19	10	6-21	8	.	.

TEAM STATISTICS

		Rushing				Receiving				Passing				Kick Returns				Punt Returns				tot
Date	Opponent	no.	yds	td	lg	no.	yds	td	lg	cmp-att-int	yds	td	lg	no.	yds	td	lg	no.	yds	td	lg	off
Aug 31	at Michigan State	25	25	3	9	29	319	0	28	29-44-2	319	0	28	2	48	0	24	1	13	0	13	344
Sep 08	NEW MEXICO STATE	46	260	3	68	17	172	1	36	17-31-1	172	1	36	2	130	1	100	4	47	0	35	432
Sep 13	TENNESSEE TECH	42	330	7	65	30	291	2	36	30-35-0	291	2	36	3	62	0	23	4	91	1	59	621
Sep 22	AIR FORCE	24	133	4	70	26	356	2	43	26-38-0	356	2	43	3	63	0	27	1	1	0	1	489
Oct 05	at BYU	42	223	1	36	18	165	4	40	18-28-0	165	4	40	3	57	0	22	0	0	0	0	388
Oct 13	UNLV	38	221	2	37	22	377	5	80	22-31-0	377	5	80	1	5	0	5	7	55	1	16	598
Oct 20	at Wyoming	33	141	2	56	12	53	0	9	12-28-1	53	0	9	3	157	1	99	0	0	0	0	194
		250	1333	22	70	154	1733	14	80	154-235-4	1733	14	80	17	522	2	100	17	207	2	59	3066
Opponents		331	1171	7	53	120	1353	9	79	120-224-8	1353	9	79	16	339	0	33	6	70	0	28	2524

Games: 7 • Avg/rush: 5.3 • Avg/catch: 11.3 • Pass effic: 143.73 • KR avg: 30.7 • PR avg: 12.2 • All purpose avg/game: 569.4 • Total offense avg/gm: 438.0

		Tackles				Sacks	Fumble		Pass Defense			blkd	PAT Attempts			off		
Date	Opponent	ua	a	total	tfl-yds	no-yds	ff	fr-yds	int-yds	qbh	brup	kick	kick	rush	rcv	saf	t/o	pts
Aug 31	at Michigan State	32	56	88	3.0-23	3.0-23	1	1-0	1-40	3	2	0	4-4	0	0	0	7	31
Sep 08	NEW MEXICO STATE	34	54	88	12.0-61	5.0-36	2	2-0	3-75	4	2	0	6-6	0	0	0	13	60
Sep 13	TENNESSEE TECH	26	52	78	12.0-38	1.0-7	2	1-25	1-0	4	4	0	10-10	0	0	0	14	73
Sep 22	AIR FORCE	37	103	140	7.0-22	2.0-9	0	1-0	0-0	3	4	1	6-6	0	0	0	7	42
Oct 05	at BYU	41	8	49	5.0-24	1.0-15	2	2-0	1-56	4	8	0	6-6	0	0	0	21	45
Oct 13	UNLV	40	48	88	11.0-58	7.0-54	0	0-0	1-0	3	6	1	8-8	0	0	0	7	59
Oct 20	at Wyoming	38	46	84	7.0-21	1.0-8	1	1-0	1-20	0	3	0	3-3	0	0	0	7	24
		248	367	615	57.0-247	20.0-152	8	8-25	8-191	21	29	2	43-43	0	0	0	76	334
Opponents		226	296	522	35.0-123	7.0-52	8	6-21	4-40	10	19	0	14-15	0	2	0	30	159

		Punting									Field Goals			Kickoffs				
Date	Opponent	no.	yds	avg	long	blkd	tb	fc	50+	i20	md-att	long	blkd	no.	yds	avg	tb	ob
Aug 31	at Michigan State	3	97	32.3	40	0	1	0	0	0	1-1	40	0	6	372	62.0	2	0
Sep 08	NEW MEXICO STATE	3	145	48.3	50	0	0	2	1	1	6-6	51	0	13	819	63.0	10	1
Sep 13	TENNESSEE TECH	1	46	46.0	46	0	0	1	0	1	1-1	34	0	12	778	64.8	9	1
Sep 22	AIR FORCE	6	277	46.2	67	0	1	2	2	2	0-0	0	0	7	414	59.1	5	0
Oct 05	at BYU	5	214	42.8	50	0	0	1	1	2	1-1	47	0	8	525	65.6	4	0
Oct 13	UNLV	4	176	44.0	52	0	0	1	1	1	1-3	24	0	10	648	64.8	7	0
Oct 20	at Wyoming	9	386	42.9	48	0	0	5	0	3	1-2	45	0	5	323	64.6	4	1
		31	1341	43.3	67	0	2	12	5	10	11-14	51	0	61	3879	63.6	41	3
Opponents		45	1703	37.8	51	1	5	14	2	8	13-17	54	1	36	2158	59.9	13	3

OPPONENT STATISTICS

		Rushing				Receiving				Passing				Kick Returns				Punt Returns				tot
Date	Opponent	no.	yds	td	lg	no.	yds	td	lg	cmp-att-int	yds	td	lg	no.	yds	td	lg	no.	yds	td	lg	off
Aug 31	at Michigan State	42	165	2	27	23	287	2	40	23-33-1	287	2	40	4	89	0	26	0	0	0	0	452
Sep 08	NEW MEXICO STATE	45	109	0	17	20	171	1	33	20-37-3	171	1	33	2	37	0	25	1	13	0	13	280
Sep 13	TENNESSEE TECH	43	152	0	27	8	75	0	28	8-24-1	75	0	28	2	59	0	33	0	0	0	0	227
Sep 22	AIR FORCE	87	321	3	15	11	148	0	29	11-21-0	148	0	29	1	24	0	24	0	0	0	0	469
Oct 05	at BYU	16	39	0	26	30	322	3	46	30-49-1	322	3	46	4	78	0	25	2	15	0	8	361
Oct 13	UNLV	48	154	1	29	18	250	3	79	18-36-1	250	3	79	3	52	0	20	0	0	0	0	404
Oct 20	at Wyoming	50	231	1	53	10	100	0	47	10-24-1	100	0	47	0	0	0	0	3	42	0	28	331
		331	1171	7	53	120	1353	9	79	120-224-8	1353	9	79	16	339	0	33	6	70	0	28	2524
Utah State		250	1333	22	70	154	1733	14	80	154-235-4	1733	14	80	17	522	2	100	17	207	2	59	3066

Games: 7 • Avg/rush: 3.5 • Avg/catch: 11.3 • Pass effic: 110.42 • KR avg: 21.2 • PR avg: 11.7 • All purpose avg/game: 424.7 • Total offense avg/gm: 360.6

		Tackles				Sacks	Fumble		Pass Defense			blkd	PAT Attempts			off		
Date	Opponent	ua	a	total	tfl-yds	no-yds	ff	fr-yds	int-yds	qbh	brup	kick	kick	rush	rcv	saf	t/o	pts
Aug 31	at Michigan State	31	42	73	4.0-27	2.0-19	1	0-0	2-21	4	4	0	3-3	0	1	0	7	38
Sep 08	NEW MEXICO STATE	26	66	92	10.0-38	3.0-24	2	1-0	1-6	2	4	0	1-1	0	0	0	3	13
Sep 13	TENNESSEE TECH	30	72	102	3.0-5	0.0-0	2	2-0	0-0	1	1	0	0-0	0	0	0	3	12
Sep 22	AIR FORCE	22	38	60	2.0-4	1.0-3	2	2-21	0-0	0	1	0	3-3	0	1	0	7	32
Oct 05	at BYU	52	8	60	3.0-4	0.0-0	0	0-0	0-0	2	2	0	2-3	0	0	0	0	20
Oct 13	UNLV	34	44	78	6.0-26	0.0-0	1	1-0	0-0	1	2	0	4-4	0	0	0	7	28
Oct 20	at Wyoming	31	26	57	7.0-19	1.0-6	0	0-0	1-13	0	5	0	1-1	0	0	0	3	16
		226	296	522	35.0-123	7.0-52	8	6-21	4-40	10	19	0	14-15	0	2	0	30	159
Utah State		248	367	615	57.0-247	20.0-152	8	8-25	8-191	21	29	2	43-43	0	0	0	76	334

		Punting									Field Goals			Kickoffs				
Date	Opponent	no.	yds	avg	long	blkd	tb	fc	50+	i20	md-att	long	blkd	no.	yds	avg	tb	ob
Aug 31	at Michigan State	2	79	39.5	49	0	0	0	0	0	3-3	49	0	8	501	62.6	6	0
Sep 08	NEW MEXICO STATE	8	327	40.9	51	0	1	1	1	2	2-3	49	0	4	255	63.8	2	0
Sep 13	TENNESSEE TECH	8	276	34.5	43	0	0	1	0	0	4-5	54	0	5	314	62.8	2	0
Sep 22	AIR FORCE	5	201	40.2	48	0	1	3	0	1	1-2	31	1	6	353	58.8	2	0
Oct 05	at BYU	5	204	40.8	51	0	0	3	1	2	0-1	0	0	4	199	49.8	0	0
Oct 13	UNLV	9	315	35.0	47	1	0	1	0	2	0-0	0	0	4	217	54.2	0	2
Oct 20	at Wyoming	8	301	37.6	49	0	3	5	0	1	3-3	47	0	5	319	63.8	1	1
		45	1703	37.8	51	1	5	14	2	8	13-17	54	1	36	2158	59.9	13	3
Utah State		31	1341	43.3	67	0	2	12	5	10	11-14	51	0	61	3879	63.6	41	3

GAME-BY-GAME STARTERS

OFFENSE	LT	LG	OC	RG	RT	RB	TE	WR	WR	WR	QB
at Michigan St.	Edwards	Andrus	Ficklin	Castaneda	Taylor	Bright	Raymond	Greene	Tarver	Nathan	Love
New Mexico St.	Edwards	Andrus	Ficklin	Castaneda	Taylor	Bright	Raymond	Greene	Tarver	Nathan	Love
Tennessee Tech	Edwards	Andrus	Ficklin	Castaneda	Taylor	Bright	Raymond	Greene	Tarver	Nathan	Love
Air Force	Edwards	Andrus	Ficklin	Castaneda	Taylor	Bright	Raymond	Greene	Tarver	Nathan	Love
at BYU	Edwards	Andrus	Ficklin	Castaneda	Taylor	Thompson	Raymond	Greene	Tarver	Nathan	Love
UNLV	Andrus	Ali'ifua	Ficklin	Castaneda	Taylor	Thompson	Terrell	Greene	Tarver	Vaughns	Love
at Wyoming	Andrus	Ali'ifua	Ficklin	Castaneda	Taylor	Thompson	Terrell	Greene	Tarver	Vaughns	Love
New Mexico											
at Hawai'i											
San José St.											
at Colorado St.											
at Boise St.											

DEFENSE	DE	DE	NG	LB	LB	LB	S	CB	S	S	CB
at Michigan St.	Adeoye	Leilua	`Unga	Christiansen	Woodward	Galeai	Rocquemore	Williams	Ferguson	Bond	Ingram
New Mexico St.	Adeoye	Leilua	`Unga	Christiansen	Woodward	Galeai	Rocquemore	Williams	Wade	Bond	Fortenberry
Tennessee Tech	Adeoye	Leilua	`Unga	Christiansen	Magalei	Galeai	Rocquemore	Williams	Ferguson	Bond	Ingram
Air Force	Baker	Leilua	`Unga	Christiansen	Woodward	Galeai	Rocquemore	Williams	Ferguson	Bond	Ingram
at BYU	Anderson	Leilua	`Unga	Christiansen	Woodward	Galeai	Rocquemore	Williams	Ferguson	Bond	Ingram
UNLV	Anderson	Leilua	`Unga	Christiansen	Woodward	Galeai	Rocquemore	Williams	Ferguson	Bond	Ingram
at Wyoming	Anderson	Leilua	`Unga	Christiansen	Woodward	Galeai	Rocquemore	Williams	Ferguson	Bond	Fortenberry
New Mexico											
at Hawai'i											
San José St.											
at Colorado St.											
at Boise St.											

GAME-BY-GAME STATISTICS

OFFENSE (att-yds-TD-LG)	Rushing	Passing (C-A-TD-YD-INT-LG)	Total Off.	FD	TO	Pen.	Punts	Time	Pts.
at Michigan St.	25-25-3-9	29-44-0-319-2-28	69-344-3-28	22	2	7-49	3-97	22:16	31
New Mexico St.	46-260-3-68	17-31-1-172-1-36	77-432-4-68	22	2	10-91	3-145	31:54	60
Tennessee Tech	42-330-7-65	30-35-2-291-0-36	77-621-9-65	31	2	6-60	1-46	27:54	73
Air Force	24-133-4-70	26-38-2-356-0-43	62-489-6-70	22	2	5-35	6-277	16:20	42
at BYU	42-233-1-36	18-28-4-165-0-40	70-388-5-40	19	0	12-125	5-214	31:12	45
UNLV	38-221-2-37	22-31-5-377-0-80	69-598-7-80	24	1	5-55	4-176	26:34	59
at Wyoming	33-141-2-56	12-28-0-53-1-9	61-194-2-56	11	1	6-52	9-386	22:21	24
New Mexico									
at Hawai'i									
San José St.									
at Colorado St.									
at Boise St.									

DEFENSE (att-yds-TD-LG)	Rushing	Passing (C-A-TD-YD-INT-LG)	Total Off.	FD	TO	Pen.	Punts	Time	Pts.
at Michigan St.	42-165-2-27	23-33-2-287-1-40	75-452-4-40	23	2	9-62	2-79	27:44	38
New Mexico St.	45-109-0-17	20-37-1-171-3-33	82-280-1-33	20	5	6-66	8-327	28:06	13
Tennessee Tech	43-152-0-27	8-24-0-75-1-28	67-227-0-28	12	2	3-23	8-276	31:56	12
Air Force	86-323-3-15	11-21-0-148-0-29	107-471-3-29	27	1	7-65	5-201	43:40	32
at BYU	16-39-0-26	30-49-3-322-1-46	65-361-3-46	23	3	6-50	5-204	28:48	20
UNLV	48-154-1-29	18-36-3-250-1-79	84-404-4-79	21	1	9-70	9-315	33:26	28
at Wyoming	50-231-1-53	10-24-0-100-1-47	74-331-1-53	15	2	10-80	8-301	37:39	16
New Mexico									
at Hawai'i									
San José St.									
at Colorado St.									
at Boise St.									

RUSHING (att-yds-TD-LG)	Allen	Bright	Colombi	Hervey	Love	Miller	Peasley	Thompson	Vaughns	Walker
at Michigan St.	3-8-0-3	2-(-2)-0-1	DNP	0-0-0-0	8-(-2)-1-9	0-0-0-0	DNP	10-28-2-7	1-(-5)-0-0	DNP
New Mexico St.	6-30-1-13	14-134-1-51	1-(-7)-0-0	4-(-3)-0-1	5-(-14)-0-4	3-18-0-8	2-5-0-5	6-96-1-68	1-(-3)-0-0	3-6-0-6
Tennessee Tech	DNP	13-55-1-12	3-22-0-13	3-52-1-35	1-2-1-2	4-15-1-6	1-4-0-4	6-107-1-65	1-10-0-10	5-28-2-20
Air Force	DNP	11-101-2-70	DNP	0-0-0-0	5-3-0-7	DNP	DNP	6-34-2-11	0-0-0-0	0-0-0-0
at BYU	3-6-0-3	14-61-0-11	DNP	0-0-0-0	3-8-1-5	DNP	DNP	17-109-0-31	1-36-0-36	0-0-0-0
UNLV	5-8-0-5	11-72-028	2-41-1-37	1-(-3)-0-0	4-39-0-21	DNP	DNP	11-52-1-29	0-0-0-0	4-12-0-5
at Wyoming	DNP	12-35-0-14	DNP	DNP	2-(-4)-0-2	DNP	DNP	17-109-2-56	1-2-0-2	0-0-0-0
New Mexico										
at Hawai'i										
San José St.										
at Colorado St.										
at Boise St.										

Others: Scarver (1-14-0-14 vs. TTU); Tarver (1-4-0-4 vs. BYU); Thompkins (1-27-0-27 vs. TTU; 1-3-0-3 at BYU).

PASSING

(c-a-i-yds-TD-LG)	Love	Colombi	Peasley
at Michigan St.	29-44-2-319-0-28	DNP	DNP
New Mexico St.	14-27-1-159-1-36	3-4-0-13-0-7	0-0-0-0-0-0
Tennessee Tech	21-26-0-236-2-36	9-9-0-55-0-11	0-0-0-0-0-0
Air Force	26-38-0-356-2-43	DNP	DNP
at BYU	18-28-0-165-4-0	DNP	DNP
UNLV	17-23-0-322-5-80	5-8-0-55-0-38	DNP
at Wyoming	12-28-1-53-0-9	DNP	DNP
New Mexico			
at Hawai'i			
San José St.			
at Colorado St.			
at Boise St.			

RECEIVING

(no-yds-TD-LG)	Bright	Greene	Nathan	Nelson	Raymond	Scarver	Tarver	Terrell	Thompkins	Thompson	Vaughns
at Michigan St.	1-8-0-8	3-40-0-21	4-64-0-28	3-17-0-11	7-76-0-25	0-0-0-0	3-29-0-10	1-9-0-9	0-0-0-0	3-28-0-15	3-37-0-21
New Mexico St.	0-0-0-0	1-14-1-14	2-17-0-15	0-0-0-0	1-9-0-9	1-9-0-9	5-41-0-15	0-0-0-0	2-15-0-8	2-26-0-19	2-37-0-36
Tennessee Tech	1-7-0-7	4-31-0-11	3-30-0-12	3-23-0-11	3-57-0-31	1-36-1-36	5-30-0-11	3-37-0-24	1-7-0-7	1-9-0-9	1-2-1-2
Air Force	2-19-0-13	4-42-0-15	2-23-0-15	DNP	4-68-1-30	0-0-0-0	9-128-0-29	1-14-0-14	1-8-0-8	0-0-0-0	2-44-1-43
at BYU	1-2-0-2	5-53-1-17	0-0-0-0	DNP	1-7-0-7	0-0-0-0	3-18-2-8	2-42-0-40	0-0-0-0	3-22-0-12	3-21-0-16
UNLV	1-12-0-12	5-132-1-80	2-19-1-24	0-0-0-0	DNP	2-64-1-38	4-52-2-29	1-12-0-12	1-12-0-12	1-16-0-16	2-43-0-31
at Wyoming	3-6-0-7	0-0-0-0	3-12-0-7	0-0-0-0	DNP	0-0-0-0	1-7-0-7	1-7-0-7	0-0-0-0	2-7-0-8	2-14-0-9
New Mexico											
at Hawai'i											
San José St.											
at Colorado St.											
at Boise St.											

Others: Allen (1-11-0-11 vs. MSU; 1-9-0-9 vs. UNLV); Boman (1-11-0-11 vs. TTU); Compton (1-10-0-10 vs. AFA; 1-5-0-5 vs. UNLV); Heckstall (1-4-0-4 vs. NMSU; 1-4-0-4 vs. TTU; 1-1-0-1 vs. UNLV); Hervey (1-6-0-6 vs. TTU); Walker (1-1-0-1 vs. TTU).

FIELD GOALS (underlined are good)

(made-att)	Eberle
at Michigan St.	40
New Mexico St.	44, 32, 51, 21, 51, 51
Tennessee Tech	34
Air Force	--
at BYU	47
UNLV	27, 35, 24
at Wyoming	53, 45
New Mexico	
at Hawai'i	
San José St.	
at Colorado St.	
at Boise St.	

PUNTING

Hintze	(no.-avg.-LG)	50+	In 20	In 10
at Michigan St.	3-32.3-40	0	0	0
New Mexico St.	3-48.3-50	1	1	0
Tennessee Tech	0-0.0-0	0	0	0
Air Force	6-46.2-67	2	2	0
at BYU	5-42.8-50	1	2	0
UNLV	3-46.0-52	1	1	1
at Wyoming	9-42.9-48	0	3	0
New Mexico				
at Hawai'i				
San José St.				
at Colorado St.				
at Boise St.				

Lee	(no.-avg.-LG)	50+	In 20	In 10
at Michigan St.	DNP			
New Mexico St.	DNP			
Tennessee Tech	1-46.0-46	0	1	0
Air Force	0-0.0-0	0	0	0
at BYU	0-0.0-0	0	0	0
UNLV	1-38.0-38	0	0	0
at Wyoming				
New Mexico				
at Hawai'i				
San José St.				
at Colorado St.				
at Boise St.				

PUNT RETURNS

(no-yds-TD-LG)	Nathan	Thompkins	Gajkowski
at Michigan St.	1-13-0-13	0-0-0-0	0-0-0-0
New Mexico St.	3-45-0-35	1-2-0-2	0-0-0-0
Tennessee Tech	3-74-1-59	1-17-0-17	0-0-0-0
Air Force	1-1-0-1	0-0-0-0	0-0-0-0
at BYU	0-0-0-0	0-0-0-0	0-0-0-0
UNLV	5-14-0-7	2-25-0-0	0-16-1-16
at Wyoming	0-0-0-0	0-0-0-0	0-0-0-0
New Mexico			
at Hawai'i			
San José St.			
at Colorado St.			
at Boise St.			

KICKOFF RETURNS

(no-yds-TD-LG)	Bright	Nathan	Scarver	Thompkins	Vaughns
at Michigan St.	0-0-0-0	0-0-0-0	2-48-0-24	0-0-0-0	0-0-0-0
New Mexico St.	0-0-0-0	0-0-0-0	2-130-1-100	0-0-0-0	0-0-0-0
Tennessee Tech	0-0-0-0	0-0-0-0	1-23-0-23	1-20-0-20	1-19-0-18
Air Force	0-0-0-0	0-0-0-0	3-63-0-27	0-0-0-0	0-0-0-0
at BYU	3-57-0-22	0-0-0-0	0-0-0-0	0-0-0-0	0-0-0-0
UNLV	0-0-0-0	1-5-0-5	0-0-0-0	0-0-0-0	0-0-0-0
at Wyoming	0-0-0-0	0-0-0-0	3-157-1-99	0-0-0-0	0-0-0-0
New Mexico					
at Hawai'i					
San José St.					
at Colorado St.					
at Boise St.					

DEFENSIVE TACKLES (S-A-Total)

Defensive Line	Adeoye	Andersen	Anderson	Baker	Fata	Leilua	Schuster	Tambe	Uasike	'Unga	Wildman
at Michigan St.	1-5-6	0-0-0	0-0-0	1-2-3	DNP	0-3-3	0-0-0	DNP	DNP	2-1-3	DNP
New Mexico St.	3-3-6	0-0-0	1-1-2	0-1-1	DNP	1-5-6	0-0-0	DNP	DNP	0-4-4	DNP
Tennessee Tech	0-0-0	1-2-3	0-4-4	1-2-3	1-1-2	3-1-4	DNP	0-2-2	DNP	0-4-4	0-0-0
Air Force	3-4-7	0-1-1	1-3-4	2-6-8	0-1-1	0-4-4	DNP	DNP	DNP	1-8-9	2-3-5
at BYU	1-0-1	DNP	2-0-2	1-01	0-0-0	0-1-1	DNP	DNP	0-0-0	1-0-1	0-0-0
UNLV	0-2-2	0-0-0	0-2-2	0-3-3	1-0-1	2-4-6	DNP	DNP	DNP	0-4-4	3-2-5
at Wyoming	2-0-2	0-0-0	1-3-4	1-1-2	0-0-0	1-2-3	DNP	DNP	DNP	1-0-1	2-0-2
New Mexico											
at Hawai'i											
San José St.											
at Colorado St.											
at Boise St.											

Linebackers	Christiansen	Gajkowski	Galeai	Harris	Latu	Lee	Magalei	Munoz	Shelton	Tamaivena	Te'i	Woodward
at Michigan St.	4-5-9	1-1-2	2-2-4	DNP	DNP	0-0-0	0-0-0	DNP	DNP	DNP	0-4-4	2-14-16
New Mexico St.	2-6-8	DNP	1-5-6	1-1-2	1-1-2	1-1-2	2-2-4	DNP	DNP	DNP	DNP	3-10-13
Tennessee Tech	2-3-5	DNP	2-1-3	0-1-1	0-1-1	1-2-3	1-0-0	0-5-5	0-3-3	DNP	DNP	DNP
Air Force	1-8-9	DNP	3-8-11	DNP	DNP	0-1-1	DNP	DNP	DNP	4-8-12	1-5-6	1-10-11
at BYU	3-0-3	1-0-1	2-0-2	DNP	DNP	DNP	DNP	DNP	DNP	2-1-3	1-0-1	4-2-6
UNLV	0-6-6	0-0-0	1-5-6	DNP	0-0-0	3-2-5	DNP	DNP	DNP	3-3-6	DNP	8-4-12
at Wyoming	4-10-14	0-0-0	2-2-4	DNP	DNP	0-1-1	DNP	DNP	DNP	2-2-4	DNP	5-11-16
New Mexico												
at Hawai'i												
San José St.												
at Colorado St.												
at Boise St.												

Others: Langi (0-2-2 vs. TTU); Meitzenheimer (1-0-1 at BYU; 0-1-1 vs. UNLV; 1-0-1 at WYO).

Secondary	Bond	Ferguson	Fortenberry	Grayson	Gunther	Haney	Ingram	Parker	Rocquemore	Wade	Williams
at Michigan St.	5-4-9	2-4-6	2-0-2	0-0-0	DNP	1-2-3	2-24	0-0-0	4-5-9	0-0-0	1-1-2
New Mexico St.	1-0-1	0-0-0	0-1-1	0-1-1	DNP	1-1-2	DNP	0-2-2	2-2-4	5-5-10	6-0-6
Tennessee Tech	2-1-3	2-2-4	1-0-1	0-1-1	DNP	0-0-0	0-0-0	1-2-3	1-1-2	2-1-3	3-0-3
Air Force	3-4-7	4-11-15	0-0-0	DNP	DNP	0-0-0	2-3-5	0-0-0	4-9-13	1-3-4	2-4-6
at BYU	4-0-4	3-0-3	0-0-0	0-0-0	DNP	1-0-1	6-0-6	0-0-0	2-2-4	3-1-4	0-0-0
UNLV	5-1-6	3-3-6	1-0-1	0-1-1	DNP	1-1-2	2-1-3	1-0-1	2-3-5	0-0-0	3-0-3
at Wyoming	2-2-4	1-5-6	4-1-5	0-0-0	DNP	0-0-0	DNP	0-0-0	2-3-5	1-1-2	5-1-6
New Mexico											
at Hawai'i											
San José St.											
at Colorado St.											
at Boise St.											

Others: Green (0-2-2 vs. NMSU; 0-1-1 vs. TTU); Jackson (1-0-1 vs. NMSU; 1-0-1 vs. TTU); Nash (0-2-2 vs. TTU); C. Nelson (2-4-6 vs. TTU; 1-0-1 vs. AFA; 2-0-2 at BYU; 1-0-1 vs. UNLV).

DEFENSIVE SPECIAL PLAYS

Opponent	Sacks	Int.	FF	FR	PBU	QBH
at Michigan St.	Galeai (2.0), Rocquemore (1.0)	Ferguson*	Galeai	Anderson	Christiansen, Williams	Woodward (2), Galeai (1)
New Mexico St.	Galeai (1.5), Williams (1.0), Woodward (1.0), Christiansen (0.5), Magalei (0.5), 'Unga (0.5)	Wade (2), Fortenberry*	Galeai, Magalei	Adeoye (2)	Bond, Christiansen	Galeai, Lee, Leilua, Williams
Tennessee Tech	C. Nelson (1.0)	Ferguson	Baker, Williams	Latu	Bond, Galeai, Ingram Haney	Rocquemore (2), Ferguson (1)
Air Force	Galeai (1.0), Anderson (1.0)	None	None	Ferguson	Williams (2), Galeai (1), Bond (1)	Baker, Galeai, Leilua
at BYU	Rocquemore (1.0)	Galeai*	Woodward, Rocquemore	Rocquemore	Ingram (3), Williams (2), Leilua (1), Tamaivena (1) Woodward (1)	Woodward (1), Galeai (1), Rocquemore (1), Leilua (1)
UNLV	Woodward (3.0), Leilua (1.0), Galeai (1.0), Wildman (1.0), Lee (1.0)	Rocquemore	None	None	Ingram (2), Fortenberry (2), Wade (1), Bond (1)	Galeai, Wildman, Meitzenheimer
at Wyoming	Wildman (1.0)	Rocquemore	Woodward	Adeoye	Woodward, Christiansen, Ferguson	None

* = TD

2018 CAPTAINS

NO	NAME	YR	POS
1	Ron'quavion Tarver	SR	WR
2	Ja'Marcus Ingram	SO	CB
3	Jontrell Rocquemore	SR	S
8	Gerold Bright	JR	RB
9	David Woodward	SO	LB
10	Jordan Love	SO	QB
12	DJ Nelson	SR	WR
15	Baron Gajkowski	SO	S
23	Gaje Ferguson	SR	S
42	Suli Tamaivena	SR	LB
48	Chase Christiansen	SR	LB
51	Quin Ficklin	SR	OL
51	Justus Te'i	JR	LB
68	Moroni Iniguez	JR	OL
76	Roman Andrus	SR	OL
87	Dax Raymond	JR	TE
93	Jacoby Wildman	JR	DE
96	Christopher 'Unga	JR	NG

MW POW NOMINEES
(offense-defense-special teams)

	Offense	Defense	Special
MSU	Love	Ferguson	Eberle
NMSU	Bright	Wade	Eberle
TTU	Love	Leilua	Nathan
AFA	Love	Ferguson	Hintze
BYU	Love	Galeai	Eberle
UNLV	Love	Woodward	Gajkowski
WYO	Thompson	Woodward	Scarver
UNM			
UH			
SJSU			
CSU			
BSU			

Underline = 2018 winner

RED ZONE

	Utah State			Opponent		
	#	TD	FG	#	TD	FG
MSU	3	3	0	6	4	2
NMSU	5	2	2	4	1	2
TTU	8	6	1	2	0	2
AFA	4	3	0	5	3	1
BYU	5	5	0	3	3	0
UNLV	5	2	1	2	2	0
WYO	2	1	0	2	2	0
UNM						
UH						
SJSU						
CSU						
BSU						

USU - 32 Poss., 26 Scores (81.0%)
Opp - 24 Poss., 22 Scores (92.0%)

POINTS OFF TURNOVERS

	Utah State			Opponent		
	#	TD	FG	#	TD	FG
MSU	2	1	0	2	1	0
NMSU	4	1	2	2	0	1
TTU	2	2	0	2	0	2
AFA	1	1	0	2	1	0
BYU	3	3	0	0	0	0
UNLV	1	1	0	1	1	0
WYO	2	1	0	1	0	1
UNM						
UH						
SJSU						
CSU						
BSU						

USU - 14 TOs, 12 Scores (85.7%)
Opp. - 10 TOs, 7 Scores (77.0%)

SCORE BY QUARTERS

	Utah State	Opponent
MSU	7-7-10-7=31	6-14-7-11=38
NMSU	16-17-14-13=60	7-3-3-0=13
TTU	17-28-7-21=73	3-3-3-3=12
AFA	7-14-14-7=42	0-14-3-15=32
BYU	14-7-14-10=45	0-7-6-7=20
UNLV	14-28-7-10=59	7-0-7-14=28
WYO	7-3-14-0=24	3-0-10-3=16
UNM		
UH		
SJSU		
CSU		
BSU		

USU - 82-104-80-68=334
Opp. - 26-41-39-53=159

EXPLOSIVES
(20-Plus Yard Plays)

	Utah State			Opponent		
	Run	Pass	TD	Run	Pass	TD
MSU	0	4	0	1	5	0
NMSU	3	1	2	0	1	0
TTU	5	3	2	4	2	0
AFA	1	4	3	0	2	0
BYU	2	1	0	1	3	0
UNLV	5	7	5	3	3	2
WYO	1	0	1	1	1	1
UNM						
UH						
SJSU						
CSU						
BSU						
Totals	**17**	**20**	**13**	**10**	**17**	**3**

INDIVIDUAL EXPLOSIVES
(20-Plus Yard Plays)
(Touchdowns Underlined)

Rushing (17)
Thompson (6): 68, 65, 25, 31, 29, 56
Bright (4): 27, 51, 70, 28
Love (2): 21, 20
Colombi (1): 37
Hervey (1): 35
Thompkins (1): 27
Vaughns: (1): 36
Walker Jr.: (1): 20

Receiving (20)
Greene (3): 21, 32, 80
Nathan (3): 28, 21, 24
Raymond (3): 25, 31, 30
Scarver (3): 36, 26, 38
Tarver (3): 29, 29, 29
Vaughns (3): 36, 43, 31
Terrell (2): 24, 40

UTAH STATE SCORING DRIVES

Opp.	Qtr	Pl-Yds	Time	Score
MSU	1	7-75	2:02	Love 1-yd run
MSU	2	9-72	3:48	Thompson 2-yd run
MSU	3	8-38	3:22	Eberle 40-yd FG
MSU	4	15-75	5:18	Thompson 1-yd run
NMSU	1	9-53	3:15	Eberle 44-yd FG
NMSU	1	4-5	1:06	Eberle 32-yd FG
NMSU	1	7-22	2:21	Eberle 51-yd FG
NMSU	2	10-65	2:16	Allen 1-yd run
NMSU	2	6-36	2:01	Eberle 21-yd FG
NMSU	2	4-46	0:45	Greene 14-yd pass
NMSU	3	6-75	1:56	Bright 51-yd run
NMSU	4	4-80	1:44	Thompson 68-yd run
NMSU	4	4-7	1:43	Eberle 51-yd FG
NMSU	4	8-25	3:02	Eberle 51-yd FG
TTU	1	12-58	4:27	Eberle 34-yd FG
TTU	1	12-79	3:58	Bright 5-yd run
TTU	1	2-65	0:18	Thompson 65-yd run
TTU	2	3-31	0:34	Love 2-yd run
TTU	2	8-72	1:38	Scarver 36-yd pass
TTU	2	5-60	0:54	Vaughns 2-yd pass
TTU	3	8-61	3:15	Miller 4-yd run
TTU	4	8-45	3:17	Walker Jr. 1-yd run
TTU	4	3-58	1:54	Hervey 15-yd run
TTU	4	1-26	0:00	Walker Jr. 1-yd run
AFA	1	7-62	1:34	Thompson 6-yd run
AFA	2	5-66	0:44	Bright 4-yd run
AFA	2	3-77	0:26	Vaugns 43-yd pass
AFA	3	11-77	2:51	Thompson 1-yd run
AFA	3	1-30	0:09	Raymond 30-yd pass
AFA	4	3-80	0:41	Bright 70-yd run
BYU	1	11-71	3:43	Bright 2-yd pass
BYU	2	6-35	2:31	Tarver 6-yd pass
BYU	3	10-81	4:20	Greene 6-yd pass
BYU	3	10-82	3:32	Tarver 4-yd pass
BYU	4	9-51	2:57	Love 2-yd run
BYU	4	6-25	3:12	Eberle 47-yd FG
UNLV	1	8-65	2:21	Nathan 24-yd pass
UNLV	1	3-92	0:27	Greene 80-yd pass
UNLV	2	2-38	0:24	Scarver 26-yd pass
UNLV	2	4-46	0:59	Thompson 7-yd run
UNLV	2	10-75	4:57	Tarver 7-yd pass
UNLV	3	5-70	4:57	Tarver 29-yd pass
UNLV	4	9-50	3:48	Eberle 24-yd FG
UNLV	4	3-46	1:02	Colombi 37-yd run
WYO	1	3-65	0:30	Thompson 56-yd run
WYO	2	12-52	2:55	Eberle 45-yd FG
WYO	3	1-3	0:06	Thompson 3-yd run

Non-Offensive Scores

Opp.	Qtr	Score
MSU	3	Ferguson 40-yd INT return
NMSU	1	Scarver 100-yd kickoff return
NMSU	3	Fortenberry 75-yd INT return
TTU	2	Nathan 59-yd punt return
BYU	1	Galeai 56-yd interception return
UNLV	2	Gajkowski 16-yd blocked punt return
WYO	3	Scarver 99-yd kickoff return

OPPONENT SCORING DRIVES

Opp.	Qtr	Pl-Yds	Time	Score
MSU	1	6-43	3:25	49-yd FG
MSU	1	8-27	5:07	32-yd FG
MSU	2	4-42	1:16	8-yd pass
MSU	2	13-75	6:27	10-yd pass
MSU	3	10-81	5:43	17-yd run
MSU	4	12-63	6:11	24-yd FG
MSU	4	9-75	3:05	13-yd run
NMSU	1	10-75	3:13	18-yd pass
NMSU	2	6-61	2:01	49-yd FG
NMSU	3	9-61	3:26	31-yd FG
TTU	1	4-0	0:48	54-yd FG
TTU	2	10-72	3:55	20-yd FG
TTU	3	10-69	4:55	23-yd FG
TTU	4	9-35	5:34	45-yd FG
AFA	2	11-82	3:57	1-yd run
AFA	2	15-62	6:12	8-yd run
AFA	3	14-61	5:20	31-yd FG
AFA	4	10-77	3:28	9-yd run
BYU	2	8-88	4:46	5-yd pass
BYU	3	5-75	1:48	9-yd pass
BYU	4	6-77	2:32	18-yd pass
UNLV	1	9-57	2:56	1-yd run
UNLV	3	2-26	0:35	25-yd pass
UNLV	4	12-78	3:15	10-yd pass
UNLV	4	1-79	0:11	79-yd pass
WYO	1	4-3	1:24	27-yd FG
WYO	3	8-37	3:41	47-yd FG
WYO	3	4-75	1:34	53-yd run
WYO	4	10-78	4:56	21-yd FG

Non-Offensive Scores

Opp.	Qtr	Score
AFA	4	21-yd fumble return

AVERAGE FIELD POSITION

	Utah State	Opponent
MSU	Own 29	Own 32
NMSU	Own 41	Own 27
TTU	Own 37	Own 30
AFA	Own 31	Own 27
BYU	Own 34	Own 24
UNLV	Own 33	Own 27
WYO	Own 39	Own 31
UNM		
UH		
SJSU		
CSU		
BSU		

USU Drive Start Position/Result

(-20 = inside or at own 20-yard line; 50+=drives started on other side of 50 - in opponent territory)

	-20	TD	FG	50+	TD	FG
MSU	0	0	0	0	0	0
NMSU	4	1	1	4	1	2
TTU	0	0	0	4	3	0
AFA	4	1	0	2	1	0
BYU	3	2	0	2	1	0
UNLV	3	1	0	3	3	0
WYO	3	0	1	3	1	0
UNM	0	0	0	0	0	0
UH	0	0	0	0	0	0
SJSU	0	0	0	0	0	0
CSU	0	0	0	0	0	0
BSU	0	0	0	0	0	0

Opp. Start Position/Result

(-20 = inside or at own 20-yard line; 50+=drives started on other side of 50 - in opponent territory)

	-20	TD	FG	50+	TD	FG
MSU	3	1	0	2	1	1
NMSU	3	0	0	1	0	1
TTU	2	0	0	2	0	1
AFA	3	1	0	1	0	0
BYU	4	1	0	1	0	0
UNLV	5	0	0	1	1	0
WYO	3	0	1	1	0	1
UNM	0	0	0	0	0	0
UH	0	0	0	0	0	0
SJSU	0	0	0	0	0	0
CSU	0	0	0	0	0	0
BSU	0	0	0	0	0	0

DRIVE CHARTS

	Drives	Scores	TD	FG	Punt	TO	Downs	Half	Safety	Scoring Pct.
Utah State	96	47	36	11	31	8	2	6	0	48.9%
Opponent	106	29	16	13	45	16	5	7	0	27.3%

UTAH STATE...

OFFENSE

- **200 Yards Rushing -** 221 VS. UNLV, 2018
- **300 Yards Rushing -** 330 VS. TENNESSEE TECH, 2018
- **400 Yards Rushing -** 428 vs. Weber State, 2016
- **300 Yards Passing -** 377 VS. UNLV, 2018
- **400 Yards Passing -** 426 vs. UNLV, 2012
- **500 Yards Passing -** 509 vs. Boise State, 2000
- **500 Yards Total Offense -** 598 VS. UNLV, 2018
- **600 Yards Total Offense -** 621 VS. TENNESSEE TECH, 2018
- **40 Points -** 45 AT BYU, 2018
- **50 Points -** 59 VS. UNLV, 2018
- **60 Points -** 60 VS. NEW MEXICO STATE, 2018
- **70 Points -** 73 VS. TENNESSEE TECH, 2018
- **Safety By USU -** at Fresno State, 2015

OPPONENT...

DEFENSE

- **200 Yards Rushing -** 231 AT WYOMING, 2018
- **300 Yards Rushing -** 323 VS. AIR FORCE, 2018
- **400 Yards Rushing -** 407 at Air Force, 2017
- **300 Yards Passing -** 322 AT BYU, 2018
- **400 Yards Passing -** 404 at Fresno State, 2013
- **500 Yards Passing -** 505 at Texas Tech, 2000
- **500 Yards Total Offense -** 533 vs. Boise State, 2017
- **600 Yards Total Offense -** 629 at Louisiana Tech, 2012
- **40 Points -** 41 vs. Boise State, 2017
- **50 Points -** 59 at Wisconsin, 2017
- **60 Points -** 66 at Oregon, 2008
- **70 Points -** 70 at Fresno State, 2001
- **Safety Against USU -** vs. Wyoming, 2017

UTAH STATE INDIVIDUAL

- **100 Yards Rushing -** 17-109, DARWIN THOMPSON AT WYOMING, 2018
- **200 Yards Rushing -** 18-208, 3 TD, Devante Mays vs. Weber State, 2016
- **100 Yards Rushing by a Quarterback -** 16-191, 1 TD, Kent Myers vs. Colorado State, 2015
- **Two Players with 100 Yards Rushing -** Kerwynn Williams (20-162 2TD) and Chuckie Keeton (17-121) at Louisiana Tech, 2012
- **300 Yards Passing -** 322 (17-23-0, 5 TD), JORDAN LOVE VS. UNLV, 2018
- **400 Yards Passing -** 426 (21-34-0), Chuckie Keeton vs. UNLV, 2012
- **Three TD Passes -** Kent Myers vs. Fresno State, 2016
- **Four TD Passes** - JORDAN LOVE AT BYU, 2018
- **Five or More TD Passes -** 5, JORDAN LOVE VS. UNLV, 2018
- **Two Players with 100 Yards Passing -** Chuckie Keeton (14-for-25, 114) and Kent Myers (14-for-20, 123) vs. Akron, 2015
- **100 Yards Receiving -** 5-132, TD, JALEN GREENE JORDAN LOVE VS. UNLV, 2018
- **200 Yards Receiving -** 11-221, Kevin Curtis at South Florida, 2001
- **Two Players with 100 Yards Receiving -** Travis Reynolds (7-129) and Travis Van Leeuwen (4-112,) at UNLV, 2013
- **100 Yards Receiving by a Running Back -** 4-125 TD, Kerwynn Williams at Louisiana Tech, 2012
- **100 Yards Rushing and Receiving -** 162 rush, 125 rec, Kerwynn Williams, at Louisiana Tech, 2012
- **200 Yards All Purpose -** 227, Hunter Sharp vs. Air Force, 2014
- **More Than Two Rushing TDs In One Game -** 3, LaJuan Hunt at UNLV, 2017
- **More Than Three Rushing TDs In One Game -** 4, Robert Turbin vs. Colorado State, 2011
- **More Than One Receiving TD In One Game -** 2, RON'QUAVION TARVER VS. UNLV, 2018
- **More Than Three Combined TDs In One Game -** 4, Joey DeMartino (3 rush, 1 rec), at New Mexico, 2013
- **TD Pass By A Non-QB -** 29, Aaren Vaughns (WR), VS. Wyoming, 2017
- **80-Yard Run For A Touchdown -** 80, Justen Hervey vs. Weber State, 2016
- **80-Yard Pass For A Touchdown -** 80, JALEN GREENE FROM JORDAN LOVE VS. UNLV, 2018
- **50-Yard Field Goal -** 51 (3), DOMINIK EBERLE VS. NEW MEXICO STATE, 2018
- **Four or More Field Goals -** 6, DOMINIK EBERLE VS. NEW MEXICO STATE, 2018
- **Kickoff Return For A Touchdown -** 99, SAVON SCARVER AT WYOMING, 2018
- **Punt Return For A Touchdown -** 59, JORDAN NATHAN VS. TENNESSEE TECH, 2018
- **Interception Return For A Touchdown -** 56, TIPA GALEAI AT BYU, 2018
- **Fumble Return For A Touchdown -** 70, David Woodward at New Mexico, 2017
- **Kick Blocked For A Touchdown -** (PUNT) DEVEN THOMPKINS (BLOCK), BARON GAJKOWSKI (TOUCHDOWN) VS. UNLV, 2018
- **Blocked Extra Point For A Conversion -** (BLOCK) David Moala, (RETURN) Torrey Green vs. Southern Utah, 2015
- **Two-Point Conversion -** (PASS) Darell Garretson to JoJo Natson vs. Northern Illinois, 2013

OPPONENT INDIVIDUAL

- **100 Yards Rushing -** 25-138, TD, NICO EVANS; 19-100, SEAN CHAMBERS (AT WYOMING), 2018
- **200 Yards Rushing -** 32-223, Donnel Pumphrey (San Diego State), 2016
- **Two Players With 100 Yards Rushing -** 25-138, TD, NICO EVANS; 19-100, SEAN CHAMBERS (AT WYOMING), 2018
- **300 Yards Passing -** 22-31-1, 368, 3 TD, Jake Browning (Washington), 2015
- **400 Yards Passing -** 36-53-2, 404, 3 TD, Derrick Carr (at Fresno State), 2013
- **100 Yards Receiving -** 4-139, TD, TYLEEK COLLINS (VS. UNLV), 2018
- **200 Yards Receiving -** 12-205, Rishard Matthews (Nevada), 2011
- **Two Players With 100 Yards Receiving -** Mitch Mathews 8-117, TD; Jordan Leslie 4-135 (BYU), 2014
- **Three Players With 100 Yards Receiving -** C.J.Hawthorne, 9-116 TD; J.Rivers 7-130 TD; and R.Grice-Mullen, 5-113 (Hawai'i), 2007
- **80-Yard Run For A Touchdown -** 92, Demarco Murray (Oklahoma), 2007
- **80-Yard Pass For A Touchdown -** 86, Lamar Jordan to Delane Hart-Johnson (New Mexico), 2015
- **50-Yard Field Goal -** 53, Bryce Crawford (at San José State), 2017
- **Kickoff Return For A Touchdown -** 100, Jason Huntley (vs. New Mexico State), 2017
- **Punt Return For A Touchdown -** 77, Adoree' Jackson (AT USC), 2016
- **Interception Return For A Touchdown -** 28, Kevin Prosser (vs. Wyoming), 2017
- **Fumble Return For A Touchdown -** 52, Michael Shelton (at BYU), 2016
- **Kick Blocked For A Touchdown -** (Punt) 16, la Falo (Boise State), 2007

/// NEW FACILITIES AT UTAH STATE OVER THE LAST 10 YEARS ///

• Over the last 10 years, Utah State Athletics has focused on improving its infrastructure and now has some of the best facilities not only in the Mountain West, but in the Western United States, with the additions of the Jim & Carol Laub Athletics-Academics Complex, the ICON Sports Performance Center, the Wayne Estes Center and the West Stadium Center at Maverik Stadium.



WEST STADIUM CENTER AT MAVERIK STADIUM

Completed in August of 2016, the $36 million, 85,000 square-feet West Stadium Center is a new four-story premium seating and press box structure inside Maverik Stadium. The structure includes a state-of-the-art media and game operations area, 20 luxury suites, 20 loge boxes, over 700 covered club seats and a premium club area that will also be used to host a student-athlete training table. Renovations to Maverik Stadium in 2016 also included new video boards on both the north and south ends of the stadium, and a new public address system.



WAYNE ESTES CENTER

Completed in May of 2014, the $9.7 million, 32,000 square-foot Wayne Estes Center is a basketball practice facility and volleyball competition venue that contains two regulation-size basketball courts and a regulation-size volleyball competition court with chair-back seating for 1,400 fans, along with a training room and in-season strength and conditioning area. Office space for both men's and women's basketball and volleyball is also included in the facility, as well as a locker room and film room for volleyball. Ticketing and concession services are also available on Game Days. Located inside the foyer of the Wayne Estes Center is a visual tribute of the building's namesake.

ICON SPORTS PERFORMANCE CENTER

Completed in June of 2013, Utah State's $6.5 million, 26,329 square-foot ICON Sports Performance Center features areas for weight training, cardiovascular workouts and speed and agility training, as well as offices for staff. Built on existing university property at the northwest corner of Maverik Stadium, the state-of-the-art multi-level facility alleviated overcrowding in the previous 5,800 square-foot strength and conditioning center and accommodates over 400 student-athletes from 16 sports programs.

JIM & CAROL LAUB ATHLETICS-ACADEMICS COMPLEX

Completed in September of 2008, Utah State's $12 million, three-story, 69,000 square-foot, Jim and Carol Laub Athletics-Academics Complex is a state-of-the-art multi-purpose facility that meets all of the athletic and academic needs of Utah State's 16 sports and 400-plus student-athletes. Within the facility, is the 11,000 square-foot Dale Mildenberger Sports Medicine Complex and Dr. John Worley Sports Medicine Research Center, the Steve Mothersell Athletics Hall of Honor and the 7,000 square-foot J. Ken "Kenny" Seamons Equipment Room. Also located on the first floor are locker rooms for football. The second floor houses coaches' offices and meeting rooms for football, including a 120-seat auditorium, and the student-athlete academics center is located on the third floor, which includes numerous study hall and tutor areas, a computer lab and the Dr. Randall and Julianne Stockham Student-Athlete Academics Hall of Honor.