



MEN'S BASKETBALL

1815 Wells St. | Stan Fulton Center | Las Cruces, New Mexico 88003 | @NMStateMBB | Facebook.com/NMStateMBB | NMStateSports.com

ATHLETIC MEDIA RELATION

Men's Basketball Contact - John Vu
O: 575-646-4120 | C: 714-728-9163
Email: jvu@nmsu.edu | @JohnVuNMSU

2017-18 SCHEDULE

Date	Opponent	TV	Time (MT)
Nov. 10	East Central University		W, 81-55
Nov. 13	at #21/22 Saint Mary's	Comcast Hometown Network	L, 92-74
Nov. 17	New Mexico	AggieVision	W, 75-56
Nov. 22	Colorado State	AggieVision	W, 89-76
Nov. 25	UTEP		W, 72-63
Nov. 30	at UTEP	Watch Stadium	W, 80-60
Dec. 3	Prairie View A&M	WACDN	W, 69-57
Dec. 6	San Diego	AggieVision	L, 65-60
Dec. 9	at New Mexico	ESPN3	7 p.m.
Dec. 12	Eastern New Mexico	WACDN	7 p.m.
Dec. 16	vs. Illinois	Big Ten Network	6 p.m.
Dec. 22	vs. Davidson^	ESPNU	9 p.m.
Dec. 23	vs. Miami/at Hawaii^	ESPN2/ESPNU	8/10:30 p.m.
Dec. 25	TBD^	ESPN2/ESPNU	TBD
Dec. 28	at UC Irvine		8 p.m.
Jan. 6	at Chicago State*	WACDN	1 p.m.
Jan. 11	at Grand Canyon*	ESPN3	7 p.m.
Jan. 13	at CSU Bakersfield*	ESPN3	8 p.m.
Jan. 18	Seattle U*	AggieVision	7 p.m.
Jan. 20	Utah Valley*	AggieVision	4 p.m.
Jan. 27	at UMKC*	WACDN	6 p.m.
Jan. 30	Northern New Mexico	WACDN	7 p.m.
Feb. 3	UT Rio Grande Valley*	AggieVision	4 p.m.
Feb. 8	CSU Bakersfield*	AggieVision	7 p.m.
Feb. 10	Grand Canyon*	AggieVision	7 p.m.
Feb. 15	at Utah Valley*	WACDN	7 p.m.
Feb. 17	at Seattle U*	WACDN	2 p.m.
Feb. 22	Chicago State	WACDN	7 p.m.
Feb. 24	UMKC*	AggieVision	7 p.m.
March 3	at UT Rio Grande Valley*	WACDN	6 p.m.
WAC Tournament			
March 8	WAC Quarterfinals	ESPN3	TBD
March 19	WAC Semifinals	ESPN3	TBD
March 10	WAC Championships	ESPNU	8 p.m.
March 11	Selection Sunday		4-5 PM
NCAA Tournament			
March 16-18/1st & 2nd Round		TBD	TBD
March 22-25	Regional Rounds		TBD
March 31	Semifinals	TBD	TBD
April 2	Championships	TBD	TBD

All home games in listed in BOLD

^Denotes Hawaiian Airlines Diamond Head Classic Game

*Denotes WAC Game

FOLLOW ALONG WITH THE AGGIES ON...



@NMSTATEMBB #AGGIEUP

WEEKLY GAME NOTES

GAME #9

at New Mexico
Dec. 9, 2017 • 7 p.m. (MT) | Albuquerque, NM
Dreamstyle Arena | **Capacity:** 15,411
[Live Stats](#) | [Live Audio](#) (Tuneln) | 99.5 FM Zia Country | **PxP:** Jack Nixon
ESPN3 | Trey Bender (PxP) | Richie Schueler (Analyst)



THE MATCH-UP

	NM State	New Mexico
2017-18 Record	6-2, 0-0 WAC	3-6, 0-0 MWC
Coach	Chris Jans	Paul Weir
Career Record (Season)	27-14 (2nd)	31-12 (2nd)
Record at School (Season)	6-2 (1st)	31-12 (2nd)
Team Leader in Scoring (2017-18)	Zach Lofton (17.6)	Sam Logwood (14.9)
Team Leader in 3FG Made	Zach Lofton (15)	Anthony Mathis (26)
Team Leader in FT Percentage (Min. 10)	Zach Lofton (.750)	Joe Furstinger (.810)
Team Leader in Rebounds	Jemerrio Jones (11.8)	Sam Logwood (5.1)
Team Leader in Assists	AJ Harris (29)	Chris McNeal (31)
Team Leader in Blocks	Sidy N'Dir (4)	Joe Furstinger (16)
Team Leader in Steals	K. Jones/Harris (7)	Troy Simons (21)

AGGIE ROSTER

Projected Starters (2017-18 Stats)

No.	Player	Pos.	PPG	RPG	APG	Notable
23	Zach Lofton	G	17.6	4.9	1.4	Game-high 21pts & 8rebs against UTEP at home
10	Jemerrio Jones	F	11.1	11.8	2.5	5th double-double with 14pts and 11rebs vs. USD
13	Sidy N'Dir	G	10.0	3.6	1.5	Team-best 16pts on 6-of-8 shooting vs USD
12	AJ Harris	G	9.8	1.5	3.6	Scored 17pts with 4 assists in win at home vs PVAM
11	Johnathon Wilkins	F	6.3	3.0	1.6	Tallied 9pts on 4-of-7 shooting vs PVAM at home

Off The Bench

No.	Player	Pos.	PPG	RPG	APG	Notable
22	Eli Chuha	F	9.1	5.4	0.5	Had 5pts and 9rebs at home vs San Diego
35	Johnny McCants	F	4.6	4.1	0.6	Had 8pts on 4-4 shooting with 3rebs vs. USD
0	Keyon Jones	G	4.0	3.0	0.8	Scored 10pts with 7rebs on the road vs. UTEP
1	Shunn Buchanan	G	2.0	1.8	1.0	First-career start at NM State vs Prairie View A&M
3	Gabe Hadley	G	1.3	0.3	0.3	Hit a 3-pointer off the bench at UTEP
5	Kortrijk Miles	G	1.2	0.2	0.0	Made his 1st collegiate basket at UTEP (2-for-2)
24	Leston Gordon	C	0.4	0.6	0.0	Scored his first DI basket at #21/22 Saint Mary's
15	Joe Garza	G	0.0	0.5	0.4	1-of-5 letter winners returning for NM State
2	Wayne Stewart	G	--	--	--	Transfer from Lamar Community College

BY THE NUMBERS...

Category		
Scoring Offense.....	75.0	82.8
Scoring Defense.....	65.5	77.4
Scoring Margin.....	+9.5	+5.3
Field Goal Pct.....	.467	.421
Field Goal Pct. Defense.....	.416	.452
3-Point FG Pct.....	.308	.361
3-Point FG Pct. Defense.....	.330	.374
Free Throw Pct.....	.638	.747
Rebounds per game.....	41.2	34.4
Rebound Margin.....	+11.5	-6.7
Steals per game.....	4.8	8.8
Blocks per Game.....	1.9	3.2
Assists per game.....	13.8	16.6
Turnover per game.....	14.1	13.4
Turnover margin.....	+0.3	+7.2
Assist/turnover ratio.....	1.0	1.2



STATISTICAL LEADERS

(2017-18 Stats)

Table with 4 columns: Player Name, G, Pts, PPG. Rows include Zach Lofton, Jemerrio Jones, and Sidy N'Dir.

Table with 4 columns: Player Name, Made, Att, FG%. Rows include Johnny McCants, Johnathon Wilkins, and Zach Lofton.

Table with 4 columns: Player Name, Made, Att, FG%. Rows include Zach Lofton, Eli Chuha, and Sidy N'Dir.

Table with 4 columns: Player Name, G, Rebs, RPG. Rows include Jemerrio Jones, Eli Chuha, and Zach Lofton.

Table with 4 columns: Player Name, G, Asts, APG. Rows include AJ Harris, Jemerrio Jones, and Johnathon Wilkins.

Table with 4 columns: Player Name, G, Steals, SPG. Rows include Keyon Jones, AJ Harris, Jemerrio Jones, and Sidy N'Dir.

PAN AMERICAN CENTER TEAM RECORDS

Table of team records including Most Points, Most FG Attempts, Most 3FGs Made, Most FGs Attempts, Most FTs Made, Most FT Attempts, Most Rebounds, Most Fouls, Most Turnovers, Fewest Turnovers, Margin of Victory, Highest FG Percentage, and Highest FT Percentage.

PAN AMERICAN CENTER INDIVIDUAL RECORDS

Table of individual records including Most Points, Rebounds, FGs Made, 3FG Made, FTs Made, Assists, FG Percentage (Min. 10), and FT Percentage.



TIP-OFF

The New Mexico State men's basketball team looks to bounce back this Saturday, Dec. 9, when the Aggies take on Battle of I-25 rival New Mexico at 7 p.m. inside Dreamstyle Arena.

Trey Bender will have the call for the 220th meeting between the two rivals while Richie Schueler (@RichieSchueler) serves as the analyst on the ESPN3 broadcast.

GET CONNECTED

Get up to the minute information and news about the NM State men's basketball team all season on Twitter and Instagram by following @NMStateMBB and on Facebook at FB.com/NMStateMBB.

LISTEN UP!

Aggie fans that can't make it to Saturday's rivalry contest can catch the game by listening to NM State Athletics/US Bank Hall of Famer Jack Nixon on 99.5 Zia Country and affiliate stations on the Aggie Sports Network listed below.

Table of radio stations: Alamogordo (103.7 FM KNMZ), Albuquerque (1150 AM KNMM), Carlsbad (1240 AM KAMQ), El Paso (1380 AM KHEY), Gallup (1230 AM, 94.9 FM KYVA), Las Vegas (107.1 FM KMDS).

IN THE NATION

Through games on Dec. 7, NM State is ranked ninth nationally with an 11.5 rebounding margin. Individually, Jemerrio Jones is averaging 4.63 offensive rebounds - which is good for fourth in the country. Meanwhile, his 11.8 rebounds per game ranks him sixth in the country. The 6-5 forward's five double-doubles this year ties him for 10th amongst Division I players while his 94 total rebounds is tied for 18th in the nation.

AGGIES/LOBOS ROUND 2

When NM State and New Mexico take the hardwood floor on Saturday, both teams will be vying for a win during a critical juncture in their non-conference schedule. The Aggies are coming off their first home loss of the year and looks to sweep their rivals to start the winter break from school before taking off for a tough 37-day road stretch.

The Lobos are on a two-game skid and have dropped six of their last seven games. UNM's only wins have come at home against Northern New Mexico, Omaha and Evansville. Fortunately or unfortunately depending on which side of the divide you fall, Saturday's game will be in Dreamstyle Arena aka "The Pit." The Lobos have shot significantly better at home than on the road or on a neutral floor, posting a .503 shooting clip at home compared to the 34.3-percent away from home.

Sam Logwood leads all scorers with 14.9 points per game and 5.1 boards per game. Logwood was kept in check the last time UNM came to the Pan American Center as NM State held him just to eight points, including two in the second-half.

Chris McNeal isn't far off from Logwood, averaging 14.3 points and 2.4 boards while owning a team-best 31 assists. Anthony Mathis rounds out the list of players averaging in double-figures with 11.1 points off the bench. The 6-3 junior is also a threat from, knocking down 26-of-52 (.500) shots so far on the year.

Troy Simons, who was ejected the last time the two rivals met, is fourth in scoring for UNM at 8.8 points per game with a team-high 21 steals. Joe Furstinger is second on the team behind Logwood on the boards, averaging 5.0 rebounds with 16 blocks.

BRING OUT THE BROOMS?

Heading into Saturday's game against the Lobos, first-year head coach Chris Jans has an opportunity to etch his name into Aggie lore with a victory. With a win, Jans could become just the second first-year head coach to sweep both New Mexico and UTEP since John G. Griffith did so in 1917-18. However, Griffith only had to play the Miners once that season.





The last time New Mexico State swept both rivals in the same season occurred during the 2002-03 campaign under none other than legendary head coach Lou Henson. It also happened to be that season where the Aggies last won three-straight against UNM. The last NM State first-year head coach to sweep the Lobos was Weldon Drew (1979-80). NM State's last win on the road in the "The Pit" was on Dec. 17, 2013 (67-61).

LAST TIME OUT

The Aggies saw their five-game win-streak snapped this past Wednesday against a defensive minded San Diego squad at home. In a game where there were 11 ties and 15 lead changes, some untimely missed shots and turnovers down the stretch saw NM State fall to the Toreros 65-60.

Sidy N'Dir led the team with 16 points on 6-of-8 shooting while Jemerrio Jones picked up his fifth double-double with 14 points and 11 rebounds to go with three assists. Las Cruces local Johnny McCants went perfect from the floor (4-for-4) for eight points and three rebounds. Eli Chuha added five points with a season-high nine rebounds while Zach Lofton was held to eight points and six rebounds.

UP NEXT

New Mexico State returns home for the final time of the 2017 calendar year next Tuesday, Dec. 12, when it hosts Eastern New Mexico for a 7 p.m. (MT) tip-off. After Tuesday's game, the Aggies will embark on a road-stretch that'll last 37 days against eight teams - including three games to kick off conference play.

BAKER NOTCHES FIRST PRO POINTS

Former Aggie All-American and 2017 Western Athletic Conference Player of the Year Ian Baker recorded his first points a pro this past Tuesday (Dec. 5) with the South Bay Lakers. Baker finished with two points in his first game pro game off the bench.

HISTORY MADE

Chris Jans joined eight other coaches in Aggie history to beat UTEP in their first attempt as a first-year head coach at NM State. The last people to do it were Paul Weir (2016-17), Ken Hayes (1975-76), Lou Henson (1966-67), John Gunn (1947-48), T.R. Coffman (1927-28), Robert Brown (1922-23), John G. Griffith (1917-18) and Clarence W. Russel (1914-15). Hayes, Henson and Weir are the only three to go undefeated (2-0) in their first year at the helm against the Miners.

Hayes, Henson and Weir are also the only three coaches in Aggie history to beat both UNM and UTEP at home in their first try as a head coach. Meanwhile, Brown and Henson are the only two head coaches to beat both the Lobos and Miners in their first try.

Below is a list of Aggie head coaches who defeated UTEP in their first try...

Year	Name	A/H/N	Score
1914-15	Clarence W. Russel	A	W, 32-28
1917-18	John G. Griffith	H	W, 55-8
1922-23	Robert Brown	A	W, 18-12
1927-28	T.R. Coffman	H	W, 47-26
1947-47	John Gunn	A	W, 55-50
1966-67	Lou Henson	A	W, 68-55
1975-76	Ken Hayes	A	W, 49-47
2016-17	Paul Weir	A	W, 79-68
2017-18	Chris Jans	H	W, 72-63

FEELING AT HOME

Since its tilt against #21/22 Saint Mary's, New Mexico State will go as far as Albuquerque for the next month. Of the next eight games, two will be on the road. However, those two road games are take place at UTEP 41.8 miles away and at New Mexico, which is 224 miles away.

RARE BACK-TO-BACK MEETINGS

Last Thursday's rivalry game served as a rare back-to-back meeting for the Aggies and Miners. With the 80-60 win, NM State secured its first back-to-back win (by schedule) over UTEP since the 1975-76 campaign under first-year head coach Ken Hayes. The Aggies first defeated the Miners 49-47 on the road (12/2/75) before completing the sweep at home (12/6/75), 62-54.



2017-18 WAC Standings

(Thru games on 12/7)
(RPI thru games on 12/7)

Rk.	Team (NCAA RPI)	WAC	Overall
1.	NM State (139)	0-0	6-2
2.	Grand Canyon (213)	0-0	5-2
3.	Utah Valley (45)	0-0	6-3
4.	Seattle U (208)	0-0	6-4
5.	UT Rio Grande Valley (278)	0-0	5-6
6.	CSU Bakersfield (108)	0-0	4-6
7.	Kansas City (194)	0-0	3-7
8.	Chicago State (320)	0-0	2-9

2017-18 WAC Team Stats

(Thru games on 12/7)

SCORING OFFENSE

Rk.	Team	G	W/L	Pts.	PPG
1.	Seattle U	10	6-4	811	81.1
2.	Utah Valley	9	6-3	705	78.3
3.	UT Rio Grande Valley	11	5-6	832	75.6
4.	NM State	8	6-2	600	75.0
5.	Chicago State	11	2-9	787	71.5
6.	Grand Canyon	7	5-2	493	70.4
7.	Kansas City	10	3-7	703	70.3
8.	CSU Bakersfield	10	4-6	653	65.3

SCORING DEFENSE

Rk.	Team	G	Pts.	PPG
1.	Grand Canyon	7	419	59.9
2.	NM State	8	524	65.5
3.	CSU Bakersfield	10	688	68.8
4.	Seattle U	10	712	71.2
5.	Utah Valley	9	662	73.6
6.	Kansas City	10	743	74.3
7.	UT Rio Grande Valley	11	876	79.6
8.	Chicago State	11	939	85.4

FIELD GOAL PERCENTAGE

Rk.	Team	G	FGM	FGA	Pct.
1.	Utah Valley	9	260	542	.480
2.	Seattle U	10	281	588	.478
3.	NM State	8	224	480	.467
4.	Chicago State	11	283	681	.416
5.	UT Rio Grande Valley	11	285	690	.413
6.	Grand Canyon	7	163	396	.412
7.	CSU Bakersfield	10	227	563	.403
8.	Kansas City	10	227	584	.389

FREE THROW PERCENTAGE

Rk.	Team	G	FTM	FTA	Pct.
1.	Seattle U	10	155	191	.812
2.	UT Rio Grande Valley	11	183	249	.735
3.	Utah Valley	9	126	173	.728
4.	Kansas City	10	152	209	.727
5.	Chicago State	11	157	226	.695
6.	CSU Bakersfield	10	134	198	.677
7.	Grand Canyon	7	115	172	.669
8.	NM State	8	95	149	.638

ASSISTS

Rk.	Team	G	Assists	APG
1.	Seattle U	10	164	16.4
2.	Grand Canyon	7	109	15.6
3.	UT Rio Grande Valley	11	167	15.2
4.	Utah Valley	9	133	14.8
5.	NM State	8	110	13.8
6.	CSU Bakersfield	10	135	13.5
7.	Chicago State	11	136	12.4
8.	Kansas City	10	118	11.8



COLLEGE INSIDER MID-MAJOR

Week 5 (December 4)

RK.	TEAM	RECORD	PTS	PREVIOUS
1.	Gonzaga (31)	7-1	775	1
2.	UT Arlington	7-1	718	4
3.	Saint Mary's	6-2	716	3
4.	Vermont	6-2	677	2
5.	Valparaiso	8-0	606	8
6.	Albany	8-1	595	5
7.	BYU	6-2	552	10
8.	Charleston	5-2	526	9
9.	Loyola Chicago	8-1	457	7
10.	Northern Kentucky	6-2	429	11
11.	Louisiana	6-2	420	12
12.	Northern Iowa	4-2	384	19
13.	Oakland	5-3	323	15
14.	Towson	8-1	317	23
15.	Missouri State	7-2	313	18
16.	FGCU	6-3	291	13
17.	Georgia Southern	6-2	267	17
18.	Belmont	5-4	233	6
19.	South Dakota State	7-3	214	14
20.	Bucknell	4-5	184	20
21.	Mercer	5-3	143	16
22.	Georgia State	5-2	135	22
23.	Furman	5-3	86	21
24.	New Mexico State	6-1	80	NR
25.	UC Davis	5-2	52	NR

Others Receiving Votes: South Dakota 51, Stephen F Austin 50, Central Michigan 46, Portland State 39, Grand Canyon 38, UNC Asheville 31, Jacksonville State 27, Eastern Michigan 26, Harvard 26, Illinois State 26, San Diego 23, Toledo 21, UC Santa Barbara 19, Northern Colorado 17, Bowling Green 15, Bradley 13, Monmouth 13, Evansville 12, Akron 11, Lamar 10, Murray State 9, Troy 9, UC Irvine 9, Navy 6, Tennessee Tech 6, Elon 5, Iona 5, Utah Valley 5, Kent State 3, Winthrop 3, Ball State 2, Buffalo 2, Idaho 1, North Carolina A&T 1, Central Connecticut State 1, Wagner 1.

The last time NM State played consecutive games against UTEP was back in the 2010-11 season, which went in favor of the Miners. Since the 2010-11 campaign, the eight other times NM State and UTEP have competed in consecutive games (according to NM State's schedule) the Aggies have split the yearly series six out of the last eight times. UTEP also swept the series in 2004-05 and 1995-96 seasons.

Seasons prior to that, NM State and UTEP played each other four times a season, twice in non-conference and twice in Border Conference play.

FIRST OF THEIR KIND

With the dominant 75-56 win over Battle of I-25 rival New Mexico, Chris Jans became one of 12 head coaches in Aggie history to beat the Lobos in his first try. As a whole first-year head coaches are now 8-15 all-time in their first contest against UNM. NM State is now 12-11 all-time when facing the Lobos for the first time at home under a new head coach. Of those 12 wins, three head coaches lost their first meeting against Lobos on the road. In addition, Arthur Bergman (1920-22) and T.R. Coffman (1927-29) never faced off against the Lobos during their tenure at New Mexico State.

Year	Coach	Site	Score
1918-19	John G. Griffith	Home	57-20*
1922-23	Robert R. Brown	Home	28-20
1490-41	Julius J. Johnston	Home	40-31
1956-57	Presley Askew	Home	58-51#
1966-67	Lou Henson	Home	62-61 (OT)
1975-76	Ken Hayes	Home	82-68#
1979-80	Weldon Drew	Home	68-58
1985-86	Neil McCarty	Home	53-44
2005-06	Reggie Theus	Home	67-61
2007-08	Marvin Menzies	Home	71-62
2016-17	Paul Weir	Home	84-71#
2017-18	Chris Jans	Home	75-56

*Didn't face UNM in their first year as head coach

#Lost their first meeting against UNM on the road, but won their first meeting against UNM at home

WAC PLAYER OF THE WEEK

- Nov. 13.....Akolda Manyang (Utah Valley)
- Nov. 20.....Jake Toolson (Utah Valley)
- Nov. 27..... Zach Lofton (NM State)**
- Dec. 4.....Matej Kavaz (Seattle U)
- Dec. 11.....
- Dec. 18.....
- Dec. 25.....
- Jan. 1.....
- Jan. 8.....
- Jan. 15.....
- Jan. 22.....
- Jan. 29.....
- Feb. 5.....
- Feb. 12.....
- Feb. 19.....
- Feb. 26.....
- March 4.....

FIRST THINGS FIRST

After NM State's season-opening victory, here's how the Aggies fared throughout the years...

First-Year Head Coaches: 18-9 (Lou Henson & Jerry Hines had 2 stints)

Season-Openers: 68-42-1

Home-Openers: 82-27-1

Season/Home Opener was the Same Game: 55-18-1

The Aggie men have now won four-straight home-openers and seven of their last eight. Only loss during that stretch came against Western Michigan in 2013. The only year NM State didn't have a home-opener was during the 1907-08 campaign.

LOFTON EARNS WAC PLAYER OF THE WEEK

Zach Lofton was named the Western Athletic Conference Player of the Week last Monday by the league after averaging 24 points and 8.0 rebounds last week. This is the first weekly honor for NM State this season and the first for Lofton in the WAC.

The St. Paul, Minn., product started the week with a huge offensive night against Colorado State - which gave NM State its second-straight win over a Mountain West Conference opponent in as many games. Lofton scorched the Rams with a season-high 30 points on 12-of-15 shooting with eight rebounds. The 30-point performance is second-highest in the league this season as well.

Three days later, the 6-4 graduate transfer dropped 21 points against Battle of I-10 rival UTEP and helped lift the Aggies to a 72-63 win - their seventh-straight over the Miners.

In total, Lofton finished the week shooting 67.9-percent from the floor along with a .461 clip from beyond the arc. He has now scored 20-plus points in the last three games, and four of the five games so far this season.





A LONG WAY FROM HOME

New Mexico State's 37 days between home games between December and January is the third-longest in the country behind Penn and Harvard. The Quakers and Crimson have a whopping 39 days between home contests this season, just two ahead of the Aggies. Middle Tennessee State, who will be in the Hawaiian Airlines Diamondhead Classic, have 33 days between home contests.

HEMOCOURT HEROES

New Mexico State is 610-153 all-time inside the Pan American Center and has gone 140-26 the last 10 years at home (not including the 2017-18 season). NM State has not lost more than two games on its home floor, including this season, since 2011-12 when it dropped three games on Lou Henson Court.

WELCOME TO AGGIELAND

NM State's season and home-opener saw several Aggie players make their debut in the Crimson & White. After sitting out due to NCAA transfer rules, AJ Harris finally saw action for the Aggies, scoring 12 points on 5-of-9 shooting with six assists and two steals. Grad transfer and SWAC Player of the Year Zach Lofton made a splash in his debut, pouring in a game-high 25 points on 8-of-12 shooting with six boards, three steals and two dimes.

Others making their debut included, Shunn Buchanan, Gabe Hadley, Kortrijk Miles, Leston Gordon and Johnny McCants. Of the seven that made their debut, six scored at least two points Friday night while three scored in their first collegiate game.

After sitting out the first three games, Keyon Jones made his first appearance as an Aggie against Colorado State. Scoring five points on 2-of-4 shooting with three rebounds, two assists and two steals.

CONFERENCE POWERHOUSE

Heading into the 2017-18 season, New Mexico State has finished in the top-three in conference play for 11-straight years, which ranks them fifth in the nation and trails only Gonzaga (20), Kansas (17), Belmont (15) and BYU (12).

Rk.	School	Last Non Top-3 Conference Finish	Consecutive Top-3 Conference Finishes
1.	Gonzaga	1996-97	20
2.	Kansas	1999-2000	17
3.	Belmont	2001-02	15
4.	BYU	2004-05	12
5.	New Mexico State	2005-06	11
T6.	Vermont	2007-08	9
T6.	Princeton	2007-08	9
T8.	Wichita State	2008-09	8
T8.	Kentucky	2008-09	8
10.	Texas Southern	2009-10	7
T11.	Norfolk State	2010-11	6
T11.	Stony Brook	2010-11	6
T11.	Oregon	2010-11	6
T11.	Stephen F. Austin	2010-11	6

**Does not include top 3 division finishes. In case of divisions, moves to top 3 overall conference records among both divisions. Includes ties in league standings.

THE BIG 5-0

The 2017-18 campaign serves as the 50th-season season for NM State men's basketball inside the Pan American Center. To celebrate, the NM State marketing department has created special edition posters including head coach Lou Henson, senior Jemerrio Jones, redshirt junior Eli Chuha and a schedule card featuring Las Cruces native, Joe Garza.

In addition, the 2018 calendar year will also serve as the 50th Anniversary of the Pan American Center. Promotions and upcoming events surrounding the Pan Am's 50th will be forthcoming.

CHRIS JANS ERA BEGINS AT NM STATE

First-year head coach Chris Jans became the 26th head men's basketball coach for NM State on April 17, 2017, taking over the reins of a team that went 28-6 in 2016-17.

Staying on staff with Jans is video coordinator Jordan Sperber and graduate assistant Keith Roberts. His first order of business was hiring associate head coach Lou Gudino, who came to NM State from Indiana State. Following Gudino on staff were assistant coaches David Anwar, Jeff Mailhot and graduate assistant Jovan Austin.

WAC PRESEASON COACHES POLL

Rk.	Team (First-Place Votes)	Points
1.	Grand Canyon (6)	46
2.	NM State (1)	40
3.	CSU Bakersfield	38
4.	Utah Valley (1)	36
5.	Seattle U	25
6.	UT Rio Grande Valley	16
7.	UMKC	14
8.	Chicago State	9

First Team

Joshua Braun, Grand Canyon (POY)

Eli Chuha, NM State

Nick Dixon, UT Rio Grande Valley

Damiyne Durham, CSU Bakersfield

Fred Sims, Jr., Chicago State

Second Team

Shon Briggs, CSU Bakersfield

Matej Kavas, Seattle U

Sidy N'Dir, NM State

Isaac Neilson, Utah Valley

Brent Wrapp, CSU Bakersfield

WAC PRESEASON MEDIA POLL

Rk.	Team (First-Place Votes)	Points
1.	Grand Canyon (14)	189
2.	NM State (7)	181
3.	Utah Valley (3)	153
4.	CSU Bakersfield (2)	148
5.	Seattle U (1)	91
6.	UT Rio Grande Valley	72
7.	UMKC (2)	71
8.	Chicago State	31

First Team

Joshua Braun, Grand Canyon (POY)

Eli Chuha, NM State

Nick Dixon, UT Rio Grande Valley

Isaac Neilson, Utah Valley

Fred Sims, Jr., Chicago State

Second Team

Casey Benson, Grand Canyon

Damiyne Durham, CSU Bakersfield

Jemerrio Jones, NM State

Matej Kavas, Seattle U

Brent Wrapp, CSU Bakersfield



MEET THE NEWCOMERS

With just five players returning from last year's history run, Coach Jans and his staff scoured the country and finished with 11 new players. Of the 11, four will redshirt during the 2017-18 season and of the four, two are sitting out due to NCAA transfer rules.

Keyon Jones, Shunn (pronounced Shawn) Buchanan, Wayne Stewart, Zach Lofton and Leston Gordon are the four transfers they'll play immediately for the Aggies. Jones averaged 13.6 points during his two seasons at Odessa College while posting 129 career assists with a .470 shooting clip beyond the arc while shooting 52-percent from the floor.

Buchanan, a 6-0 guard from Northeast Mississippi averaged 12.7 points his freshman season to go with 5.3 assists per game. T Durant, Miss., native is nailed 48-percent of his shots last season, while hitting 37-percent of those from downtown. Stewart is a 6-6 guard that comes to NM State from Lamar Community College. He averaged 15.1 points his two seasons and was named the NJCAA Division I Region IX Player of the Year. Jans also added a big man in Gordon, who stands at 6-8, comes to NM State from Lee College.

Last, but not least, is Lofton. The reigning Southwestern Athletic Conference Player of the Year chose Las Cruces to play his final year as a grad transfer. Lofton, who hails from St. Paul, Minn., averaged 16.6 points last season at Texas Southern while shooting 47-percent from the floor to go with 3.8 boards per game. He also owns a career average of 14.9 points, 3.6 rebounds and a .413 career shooting clip.

The Aggies also have a pair of freshmen joining the mix in Gabe Hadley and Kortrijk Miles. Hadley, a 6-3 guard, is known for her sharp-shooting skills and will be a key replacement from the perimeter for Braxton Huggins. Miles is another athletic guard for coach Jans to roll out. The Dallas, Texas, native was named the 4A Player of the Year after averaging 22 points and 12 rebounds his senior year.

JoJo Zamora, C.J. Bobbitt, Robert Brown and Jabari Rice will redshirt this season. Zamora (Utah) and Bobbitt (Denver) are both transfers that are sitting out due to the NCAA transfer rule while Brown and Rice are freshmen.

#WACVEGAS

For the eighth-consecutive year, the Western Athletic Conference Tournament returns to Orleans Arena (March 8-10). For the first time since realignment, all eight teams will now be participating in the conference tournament.

Since joining the Western Athletic Conference, New Mexico State has enjoyed great success, winning

seven of the 12 conference tournaments it has played in – including four-straight from 2012-15.

The Aggies are 26-5 all-time at the WAC Tournament, good for the second-most victories in conference tournament history behind none other than UTEP (27-15). Its .839 winning-percentage is the best amongst WAC Tournament teams with a winning record.

RETURN OF THE WAC...LEADERS

Of the top-five returners in rebounds for the WAC, NM State has boasts two on that list with Eli Chuha (8.9) and Jemerrio Jones (8.4) – who finished last year in second and fourth, respectively. The top three shot blockers from last season also return, including Aggie redshirt senior Johnathon Wilkins.

PRESEASON HONORS

Heading into the season, NM State was picked to finish second in both coaches and media Preseason WAC Men's Basketball Polls. The last time NM State was picked to finish second in both polls came in 2010. Eli Chuha was a unanimous first-team selection while Sidy N'Dir was named to the second-team in the coaches' poll while Jemerrio Jones was named to the second-team on the media poll.

BAKER SIGNS WITH SOUTH BAY LAKERS

Former NM State men's basketball All-American and WAC Player of the year Ian Baker was drafted in the first round (22nd overall) by the South Bay Lakers of the G League on Saturday, Oct. 21.

The 6-0 guard wrapped up his storied Aggie career this past spring, leading New Mexico State to its seventh Western Athletic Conference Tournament title and 20th NCAA Tournament appearance as a senior.

At the end of his senior campaign, Baker led team with 16.7 points per game while pulling down 4.2 rebounds per game – good for third on the team – while dishing out a team-best 4.2 assists per game. The Aggie floor general also led the team in scoring in 19 of the 33 games he started – including a career-high 11 rebound game at Seattle U.

In addition, Baker played a critical role in NM State's 20-game win-streak during the year. He also had a hand in the team's 23-straight wins on Lou Henson Court as well as its 39-game home win-streak in conference play.

Baker finished his illustrious career in Las Cruces with his name littered all over the NM State record books. Baker's 200 shots from beyond the arc sit him in fourth all-time while his 325 free throws placed him eighth in the record books. His .799 shooting clip from the line also ranks him sixth. His 378 assists at NM State are good for fourth all-time and were just

two shy of passing Keith Hill (379, 1987-90) for third all-time. His 138 swipes over four years ranked him sixth in the Aggie record books (since 1981).





RECORD BREAKDOWN

	Rec.	Streak
Overall	6-2	L1
Home	5-1	L1
Away	1-1	W1
Neutral	0-0	--
Conference	0-0	--
Home	0-0	--
Away	0-0	--
Non-Conference	6-2	L1
Home	5-1	L1
Away	1-1	W1
Neutral	0-0	--
November	5-1	W4
Home	4-0	W4
Away	1-1	W1
Neutral	0-0	--
December	1-1	L1
Home	1-1	L1
Away	0-0	--
Neutral	0-0	--
January	0-0	--
Home	0-0	--
Away	0-0	--
Neutral	0-0	--
February	0-0	--
Home	0-0	--
Away	0-0	--
Neutral	0-0	--
March	0-0	--
Home	0-0	--
Away	0-0	--
Neutral	0-0	--
Overtime games	0-0	--
vs. Top-25 teams	0-1	L1
Playing on TV	2-2	L1
Playing on Live Streams	3-0	W3
Playing with no TV/Live Stream	1-0	W1

NM STATE WHEN...

Leading at the half	6-0	W6
Trailing at the half	0-1	L1
Tied at the half	0-1	L1
When NM State wins the tip	6-1	L1
When NM State loses the tip	0-1	L1
When NM State scores first	3-1	L1
When opponent scores first	3-1	W2
Games decided by 1-4 points	0-0	--
Games decided by 5-9 points	1-1	L1
Games decided by 10-14 points	2-0	W2
Games decided by 15-19 points	1-1	W1
Games decided by 20+ points	2-0	W2
Opponent scores 80+ points	0-1	L1
Opponent scores 70-79 points	1-0	W1
Opponent scores 60-69 points	2-1	L1
Opponent scores 50-59 points	3-0	W3
Opponents scores under 50 points	0-0	--
NM State has more rebounds	5-1	L1
Opponent has more rebounds	1-1	W1
Rebound totals are tied	0-0	--
NM State has more assists	6-0	W6
Opponent has more assists	0-2	L2
Assist totals are tied	0-0	--
NM State has more steals	4-0	W4
Opponent has more steals	2-2	L1
Steal totals are tied	0-0	--
NM State has more blocks	4-1	W4
Opponent has more blocks	0-0	--
Block totals are tied	2-1	L1
NM State has more fouls	4-1	W3
Opponent has more fouls	1-1	L1
Foul totals are tied	1-0	W1
NM State has more Turnovers	3-1	W3
Opponent has more Turnovers	3-1	L1
Turnovers total is tied	0-0	--
NM State has a better FG%	6-0	W6
Opponent has a better FG%	0-2	L2
Field Goal % is tied	0-0	--
NM State shoots > 40% in FGs	5-1	W4
NM State shoots < 40% in FGs	1-1	L1
NM State shoots 40% in FGs	0-0	--
Opponent shoots > 40% in FGs	1-2	L1
Opponent shoots < 40% in FGs	5-0	W5
Opponent shoots 40% in FGs	0-0	--
NM State wears black	0-1	L1
NM State wears crimson	2-0	W2
NM State wears white	4-1	L1
NM State wears Los Aggies	0-0	--
Playing on Sundays	1-0	W1
Playing on Mondays	0-1	L1
Playing on Tuesdays	0-0	--
Playing on Wednesdays	1-1	L1
Playing on Thursdays	1-0	W1
Playing on Fridays	2-0	W2
Playing on Saturdays	1-0	W1
Playing Day Games	0-0	--
Playing Afternoon Games (12-4pm)	1-0	W1
Playing Night Games (5pm or later)	5-2	L1

THE LAST TIME NM STATE...

Won at home	12/3/17 vs. Prairie View A&M (69-57)
Lost at home	12/6/17 vs. San Diego (65-60)
Won away	11/30/17 at UTEP (80-60)
Lost away	11/13/17 at #21/22 Saint Mary's (92-74)
Won neutral	3/11/17 vs. CSU Bakersfield* (80-70)
Lost neutral	3/17/17 vs. #12/11 Baylor* (91-73)
Won in OT	12/19/16 vs. UC Irvine (85-79 OT)
Lost in OT	11/28/15 at Air Force (66-64 OT)
Won vs. ranked opp	1/20/07 vs. #13/15 Nevada (80-73)
Lost vs. ranked opp	11/13/17 at #21/22 Saint Mary's (92-74)
Had 7 players with 10+ points	11/11/16 vs. Arizona Christian
Had 6 players with 10+ points	1/12/17 vs. Grand Canyon
Had 5 players with 10+ points	12/3/16 vs. Long Beach State
Had 4 players with 10+ points	11/30/17 at UTEP
Had 3 players with 10+ points	11/25/17 vs. UTEP
Had a player with 20+ points	11/25/17 vs. UTEP Zach Lofton (21)
Had 2 players with 20+ points	11/22/17 vs. Colorado State Zach Lofton (30) & Eli Chuha (28)
Won by 20-29 points	11/30/17 at UTEP (80-60)
Won by 30-39 points	2/25/17 vs. Seattle U (86-53)
Won by 40-49 points	11/11/16 vs. Arizona Christian (100-52)
Won by 50+ points	11/27/00 vs. Arkansas-Pine Bluff (113-49)
Lost by 20-29 points	12/11/13 at #1 Arizona (74-48)
Lost by 30-39 points	12/15/08 at UCLA (100-68)
Lost by 40-49 points	12/17/04 at UL-Lafayette (91-49)
Lost by 50+ points	2/22/66 - at Hardin Simmons (105-49)
Scored 90-99 points	1/30/17 vs. Northern New Mexico (98)
Scored 100+ points	3/4/17 vs UT Rio Grande Valley (107)
Made 30+ field goals	11/30/17 at UTEP (30)
Made 35+ field goals	11/11/16 vs. Arizona Christian (36)
Shot above 55% in FGs	11/22/17 vs. Colorado State (.586)
Shot above 60% in FGs	11/22/16 vs. Nicholls State (.620)
Made 10+ 3-pointers	11/25/17 vs. UTEP (10)
Made 15+ 3-pointers	12/28/08 vs Loyola Marymount (17)
Made 25+ free throws	3/11/17 vs. CSU Bakersfield* (28)
Had 50+ rebounds	11/17/17 vs. New Mexico (50)
Had 15+ assists	11/22/17 vs. Colorado State (17)
Had 20+ assists	3/4/17 vs. UT Rio Grande Valley (22)
Had 15+ steals	1/10/13 at Seattle U (15)
Had less than 10 turnovers	11/13/17 at #21/22 Saint Mary's (7)
Had 20+ turnovers	12/30/17 at UTEP (21)
Forced 20+ turnovers	12/3/17 vs. Prairie View A&M (24)
Had 10+ blocked shots	1/16/16 vs. Chicago State (10)

THE LAST TIME AN AGGIE...

Scored 30-34 points	30, Zach Lofton vs. Colorado State (11/22/17)
Scored 35-39 points	36, Ian Baker at UT Rio Grande Valley (2/18/17)
Had 20+ rebounds	23, Pascal Siakam vs. UTEP (12/2/15)
Had 25+ rebounds	27, Sam Lacey at Hardin Simmons (12/19/69)
Had 10+ assists	10, Ian Baker at UMKC (1/5/17)
Had 5+ steals	5, Daniel Mullings at #10/11 Kansas* (3/20/15)
Had 5+ blocks	7, Pascal Siakam vs. CSU Bakersfield (2/18/16)
Had 10+ blocks	10, Sim Bhullar vs. Prairie View A&M (11/27/13)
Made 10+ Field Goals	12, Zach Lofton vs. Colorado State (11/22/17)
Made 10+ Free Throws	14, Eli Chuha vs. UT Rio Grande Valley (3/4/17)
Made 5+ 3-Pointers	5, Braxton Huggins at UTRGV (2/18/17)
Had a double-double	vs. San Diego (12/6/17)
....+ players with a double-double	Jemerrio Jones (14 points, 11 rebounds)
2+ players with a double-double	6x, Last at Seattle U (1/26/17)
.....	Jemerrio Jones (16 Points, 10 Rebounds)
.....	Ian Baker (19 Points, 11 Rebounds)

^Denotes WAC Tournament game
*Denotes NCAA Tournament game



2017-18 PRESEASON QUICK FACTS

UNIVERSITY QUICK FACTS

Location Las Cruces, N.M.
Founded 1888
Nickname Aggies
Enrollment 14,852
Conference Western Athletic (WAC)
Colors Crimson & White
President Dr. Garrey Carruthers
Athletics Director Mario Moccia
Senior Women's Administrator (Interim) Dr. Renay Scott
Faculty Representative Dr. James Peach
Facility Pan American Center
Press Row (575) 646-3400
Radio 99.5 FM KXPZ
Website www.NMStateSports.com

COACHING STAFF

Head Coach Chris Jans
Office Phone 575-646-1447
NM State Career 1st Season
Collegiate Career 2nd Season
Associate Head Coach Lou Gudino
Assistant Coach David Anwar
Assistant Coach Jeff Mailhot
Office Phone 575-646-7380

SUPPORT STAFF

Program Coordinator Becky Veitch
Dir. of Basketball Operations Andy Schmitt
Video Coordinator Jordan Sperber
Graduate Assistants Keith Roberts, Jovan Austin
Athletic Trainer Marissa Whitten
Strength & Conditioning Zach Witherspoon
Team Managers Leah Steward, Ina Saiz, Yesenia Becerra, Dan Ameme, Paul Bernstein, Fernando Villa, Boston Castillo

ATHLETIC MEDIA RELATIONS

Assistant AD - Media Relations (M&B Contact) John Vu
Office Phone 575-646-4120
Call Phone 714-728-9163
Email jvu@nmsu.edu
Twitter @JohnVuNMSU
Assistant Directors Chris Kennedy, Christina Anderson
Graduate assistant Michelle McCullough
Athletic Media Relations Fax 575-646-2099
Mailing Address Stan Fulton Athletic Center, 1815 Wells Street, Las Cruces, NM 88003

ALL-TIME SERIES RECORD (2017-18 OPPONENTS ONLY)

Table with columns: Opponent, Home, Away, Neu, Overall, Last. Lists series records for 25 opponents.

TEAM HISTORY

First Season 1904-05
First Season at Pan American Center 1968-69
Pan American Center Record 605-152 (799)
WAC Record at Pan American Center 173-31 (848)
All-Time Record 1961-933 (677)
All-Time WAC Record 135-51 (726)
WAC Championships (Last) 3 (2015-16)
WAC Tournament Championships (Last) 7 (2016-17)
WAC Tournament Record 26-5 (839)
Overall Postseason Record 17-33 (340)
NCAA Appearances (Record) 23 (10-25)*
NIT Appearances (Record) 6 (5-6)
NAIA Appearances (Record) 4 (5-4)

TEAM INFORMATION

2016-17 Overall Record 28-6
2016-17 Home Record 16-1
2016-17 Road Record 8-4
2016-17 Neutral Site Record 4-1
2016-17 WAC Record/Finish 11-3/second
2016-17 Postseason NCAA 1st Round
2016-17 Final Ranking NR
Starters Returning/Lost 2/3
Letterwinners Returning/Lost 5/8
Redshirts Returning/Lost 1/1
Newcomers 11

STARTERS RETURNING

Table with columns: Name, Pos., MPG, PPG, RPG, APG. Lists Eli Chuha and Jonathan Wilkins.

LETTERWINNERS RETURNING

Table with columns: Name, Pos., MPG, PPG, RPG, APG. Lists Jemerrio Jones, Sidy N'Dir, and Joe Garza.

LETTERWINNERS LOST

Table with columns: Name, Pos., MPG, PPG, RPG, APG. Lists Ian Baker, Braxton Huggins, Matt Taylor, Jermaine Haley, Jalyn Pennie, and Tanveer Bhullar.

2016-17 TEAM STATISTICS (RETURNING/LOST)

Points/Per Game 2,678/78.76
Field Goal Percentage 467
3-point Field Goal Percentage 337
Rebounds Per Game 1,339/39.4
Assists Per Game 505/14.9
Steals Per Game 166/4.9
Blocks Per Game 128/3.8

*Wins and NCAA Tournament appearances were vacated from 1991-94 due to NCAA violation. 20 appearances (7-22) with wins-losses vacated (3-3).

Table with columns: Opponent, Home, Away, Neu, Overall, Last. Lists series records for 25 opponents.

-2017-18 games included

AP POLL

Week 5 (December 4)

AP Poll table with columns: RK, TEAM, RECORD, PTS. Lists top 25 teams including Duke, Kansas, Michigan State, Villanova, Florida, Wichita State, Texas A&M, Kentucky, Notre Dame, Miami, North Carolina, Gonzaga, Xavier, Minnesota, Virginia, Arizona State, Cincinnati, West Virginia, Seton Hall, TCU, Purdue, Nevada, Baylor, Tennessee, and USC.

Others receiving votes: Texas Tech 82, UCLA 75, Rhode Island 73, Creighton 53, Louisville 50, Texas 32, Alabama 21, SMU 15, Mississippi State 11, Kansas State 10, Arizona 10, Georgia 9, Washington State 9, Oklahoma 7, Providence 6, Florida State 6, Clemson 5, Valparaiso 5, Georgetown 4, Oklahoma State 3, UT Arlington 3, Western Kentucky 2, Towson 1.

Dropped from rankings: Louisville 17, Texas Tech 22, Alabama 24, Creighton 25.

USA TODAY COACHES POLL

Week 5 (December 4)

USA Today Coaches Poll table with columns: RK, TEAM, RECORD, PTS. Lists top 25 teams including Duke, Kansas, Michigan State, Villanova, Florida, Wichita State, Kentucky, Notre Dame, Texas A&M, North Carolina, Miami, Virginia, Gonzaga, Xavier, Minnesota, West Virginia, Cincinnati, Arizona State, Seton Hall, TCU, Purdue, Baylor, UCLA, Nevada, and USC.

Others receiving votes: Texas Tech 61, Louisville 40, Creighton 36, Tennessee 24, Arizona 23, Oklahoma 19, Virginia Tech 19, Rhode Island 18, Texas 18, UT Arlington 15, Florida State 13, Syracuse 13, Saint Mary's 10, Butler 8, Michigan 7, Alabama 6, Georgia 4, Kansas State 4, Vermont 3, Providence 2, Missouri 2, Boise State 1, San Diego State 1, SMU 1, Washington State 1.

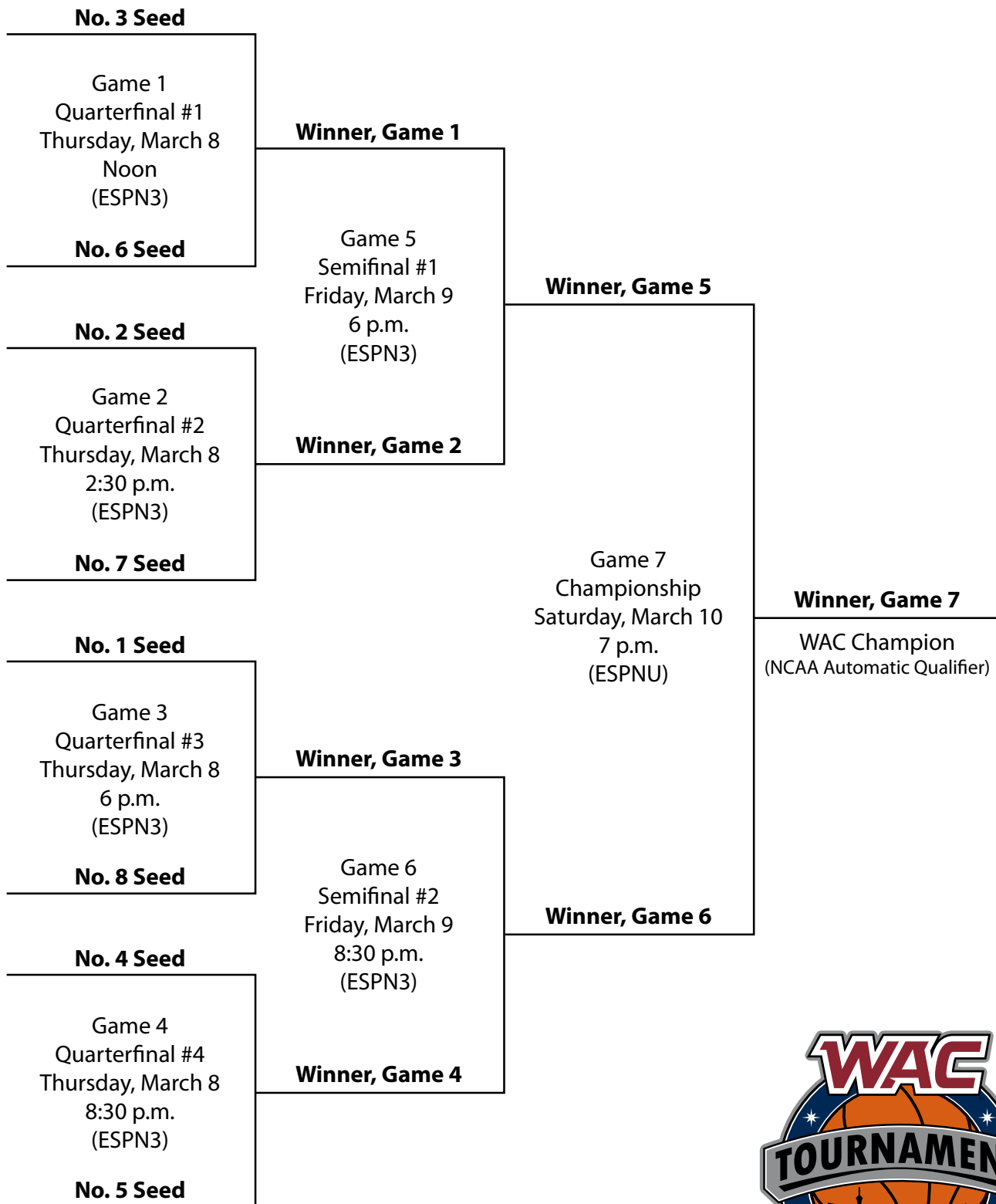
Dropped from rankings: Louisville 17, Texas Tech 22, Creighton 23.





2018 WAC Men's Basketball Tournament

March 8-10 • Orleans Arena • Las Vegas



All Times Local/Subject to Change



CHRIS JANS

EXPERIENCE

NM State Experience	Ist Season
NM State Record	6-2
NM State WAC Record	0-0
Collegiate Experience (2nd as HC)	26 Seasons
Collegiate Record	27-14
Alma Mater	Loras College '91

New Mexico State Director of Athletics Mario Moccia handed the reigns to the coveted Aggie men's basketball program to Chris Jans on Monday, April 17, naming the Fairbank, Iowa, native the 26th head men's basketball coach at NM State.

The 25-year veteran takes the helm of an Aggie team that won a program record 28 games. The 2016-17 squad also owned the nation's third-longest winning-streak that lasted for 20-straight games.

He recently began his second-stint at Wichita State prior to the start of the 2016-17 season under head coach Greg Marshall. At the conclusion of this past season, Jans was elevated to associate head coach before taking the NM State head coaching job.

Prior to returning to WSU, Jans coordinated one of the nation's best turnarounds in 2014-15 in his first year as the head coach at Bowling Green. In just one season, he took a BGSU team that lost 20 games in 2013-14 and guided it to a record-setting 21-12 overall mark in 2014-15 – which was the most wins in a single-season for Bowling Green since 2001-02 (24).

With the 21 wins, Jans became the first head coach in Falcons history to lead the team to 20 wins or more in his first year at the helm. His record-setting 21 wins eclipsed the 18 wins set previously by hall of famers Harold Anderson and Bill Fitch.

The 2014-15 campaign also saw Jans lead BGSU to its first national postseason tournament victory since 1975 when the Falcons defeated Saint Francis (Pa.) in the 2015 Collegeinsider.com Tournament (CIT).

In that same year, Bowling Green finished Mid-American Conference play 11-7 – which was the most wins in MAC play for BGSU since going 11-5 during the 2008-09 season. In addition, the Falcons also reeled off 11 road victories for the first time since the 1947-48 season.

With the historic year for Falcon men's basketball, Jans was chosen by his peers as the National Association of Basketball Coaches' top first-year head coach with the 2015 Joe B. Hall National Coach of the Year award.

Before taking the helm at BGSU, Jans spent seven years alongside Marshall at Wichita State (2007-14). He was a member of the inaugural staff with Marshall at WSU and turned the program around to become the staple of the NCAA Tournament it is now. After just one season, the Shockers earned a CBI bid in 2009 followed by an NIT bid at home in 2010 with the help of future NBA guard Toure' Murry and center Garrett Stutz.

The Shockers began to break through in the 2010-11 campaign when they recorded 24 wins and a runner-up finish in conference play. Despite missing the Big Dance, WSU gave Shocker fans some hope when it reeled off five-consecutive wins and won the program's first NIT Championship.

Wichita State claimed the Missouri Valley Conference title the following year and made its first appearance in the NCAA Tournament since 2006 as the No. 5 seed before falling to the 12th-seeded Cinderella VCU Rams.

Jans was instrumental in landing Ron Baker, a future All-American and NBA player, who helped guide WSU to its deep run in the NCAA Tournament in 2013. The Shockers broke a lot of brackets that season, taking down Pittsburgh and the overall No. 1 seed Gonzaga to reach the Sweet 16 before taking down a hot La Salle and Ohio State team to earn Wichita State its first Final Four appearance since 1965.

In the final season of his first stint with the Shockers, Jans helped Wichita State set an NCAA record with a 35-0 start to the season. During that stretch, WSU ran the gamut in the Valley and became the first program to go undefeated in nearly 30 years. That season also saw Fred VanVleet, Cleanthony Early and Baker earn first-team all-conference selections while Early and VanVleet notched All-America honors on top of VanVleet adding MVC Player of the Year to his mantle of awards.

He began his coaching career as an assistant coach at NCAA Division III Elmhurst College in 1992 before taking a similar role at NAIA Grande View College in 1994. Jans earned his first head coaching opportunity when he took over at NJCAA Division II Kirkwood Community College in 1996.

Jans was named the Region XI Coach of the Year after guiding the Eagles to a 25-10 season, which included a conference title and the program's first-ever national tournament appearance. He followed up his rookie season with a 31-6 campaign highlighted by Kirkwood capturing the NJCAA Division II National Championship and





Jans being named the National Coach of the Year.

Sandwiched in between his time at Independence Community College (1998-99) and Howard College (2001-03), Jans got his first taste of the Division I level as an assistant coach at Idaho (1999-01) under David Farrar.

After Howard, he took over at Chipola Junior College and joined forces with Greg Heiar - who played for Jans in his rookie season as a head coach at Kirkwood CC and was a fellow assistant coach at WSU. Success continued to follow Jans as he led Chipola JC to its first conference title in a decade while finishing sixth at the NJCAA Division I National Tournament and finished 32-5 overall.

Jans then made his second appearance at the Division I level, this time as an assistant coach at Illinois State (2004-07) on Porter Moser's staff before joining Marshall at Wichita State.

Jans was a three-year starter at Loras College (1987-91) and was named a captain as a senior. During his time in Dubuque, Iowa, he helped the Duhawks break 16 scoring records and two NCAA Division III records for three-point shooting.

A graduate of Loras College in 1991, Jans earned his bachelor degrees in marketing and finance. He and his wife Sheri have two kids, Nick and Maddie Gazda.

Jans' All-Time Record		
Opponent	W	L
Akron	0	2
Alabama A&M	1	0
Ball State	3	0
Buffalo	0	2
Canisius	0	1
Central Michigan	1	0
Chicago State	1	0
Cleveland State	1	0
Colorado State	1	0
CSU Bakersfield	--	--
Dayton	0	1
Davidson	--	--
Detroit	1	0
Drake	1	0
East Central University	1	0
Eastern Michigan	1	1
Ferris State	0	1
Grand Canyon	--	--
Illinois	--	--
Kent State	1	1
Miami (OH)	1	1
New Mexico	1	0
Northern Illinois	2	0
Northern New Mexico	--	--
Ohio	2	0
Prairie View A&M	1	--

Opponent	W	L
Saint Francis (Pa.)	1	0
Saint Mary's (CA)	0	1
San Diego	--	1
Seattle U	--	--
South Florida	1	0
Southeast Missouri State	1	0
Toledo	0	1
UC Irvine	--	--
UMKC	--	--
Utah Valley	--	--
UTEP	2	0
UT Rio Grande Valley	--	--
Western Kentucky	0	1
Western Michigan	1	0
Wright State	1	0
Total	27	14

THE JANS FILE

Year	School	Position	Overall	Pct.	Conf.	Pct.	Conference Tournament	Postseason
1991-92	Elmhurst	Assistant Coach	--	--	--	--	--	--
1992-93	Elmhurst	Assistant Coach	--	--	--	--	--	--
1993-94	Elmhurst	Assistant Coach	--	--	--	--	--	--
1994-95	Grand View College	Assistant Coach	--	--	--	--	--	--
1995-96	Grand View College	Assistant Coach	--	--	--	--	--	--
1996-97	Kirkwood CC	Head Coach	--	--	--	--	--	--
1997-98	Kirkwood CC	Head Coach	--	--	--	--	--	--
1998-99	Independence CC	Head Coach	--	--	--	--	--	--
1999-00	Idaho	Assistant Coach	--	--	--	--	--	--
2000-01	Idaho	Assistant Coach	--	--	--	--	--	--
2001-02	Howard JC	Head Coach	--	--	--	--	--	--
2002-03	Howard JC	Head Coach	--	--	--	--	--	--
2003-04	Chipola	Head Coach	--	--	--	--	--	--
2004-05	Illinois State	Assistant Coach	--	--	--	--	--	--
2005-06	Illinois State	Assistant Coach	--	--	--	--	--	--
2006-07	Illinois State	Assistant Coach	--	--	--	--	--	--
2007-08	Wichita State	Assistant Coach	--	--	--	--	--	--
2008-09	Wichita State	Assistant Coach	--	--	--	--	--	--
2009-10	Wichita State	Assistant Coach	--	--	--	--	--	--
2010-11	Wichita State	Assistant Coach	--	--	--	--	--	--
2011-12	Wichita State	Associate Head Coach	--	--	--	--	--	--
2012-13	Wichita State	Associate Head Coach	--	--	--	--	--	--
2013-14	Wichita State	Associate Head Coach	--	--	--	--	--	--
2014-15	Bowling Green State	Head Coach	21-12	.636	11-7	.611	1-1	1-1 (CIT)
2015-16	Wichita State	Consultant	--	--	--	--	--	--
2016-17	Wichita State	Special Assistant	--	--	--	--	--	--
2017-18	New Mexico State	Head Coach	6-2	.750	--	--	--	--
Total	--	--	27-14	.659	11-7	.611	1-1	1 Appearance





2017-18 NUMERICAL ROSTER

No.	Name	Pos.	Ht.	Wt.	Yr.	Hometown (Previous School)
0	Keyon Jones	G	6-1	200	Jr.	Dorchester, Mass. (Odessa College)
1	Shunn Buchanan	G	6-0	175	So.	Durant, Miss. (Northeast Mississippi CC)
2	Wayne Stewart	G	6-6	200	Jr.	Philadelphia, Pa. (Lamar CC)
3	Gabe Hadley	G	6-3	195	Fr.	Melbourne, Australia/Templestowe College
5	Kortrijk Miles	G	6-4	175	Fr.	Dallas, Texas (Lincoln HS)
10	Jemerrio Jones	F	6-5	200	Sr.	Memphis, Tenn. (Hill Junior College)
11	Johnathon Wilkins	F	6-10	235	RSr.	Lille, France (La Lumiere HS)
12	AJ Harris	G	5-9	170	RSo.	Dayton, Ohio (Ohio State)
13	Sidy N'Dir	G	6-2	185	RJr.	Cosne, Burgundy, France (West Oaks Academy)
15	Joe Garza	G	6-0	185	Sr.	Las Cruces, N.M. (Las Cruces HS)
22	Eli Chuha	F	6-7	225	RJr.	Redlands, Calif. (Redlands East Valley HS)
23	Zach Lofton	G	6-4	205	Gr.	St. Paul, Minn. (Texas Southern)
24	Leston Gordon	C	6-8	220	Jr.	Tunapuna, Trinidad and Tobago (Lee College)
35	Johnny McCants	F	6-7	220	RFr.	Las Cruces, N.M. (Oñate HS)
	JoJo Zamora	G	6-2	175	Sr.	Oakland, Calif. (Newark Memorial HS)
	C.J. Bobbitt	F	6-7	225	Jr.	Killeen, Texas (Denver)
	Robert Brown	F	6-9	238	Fr.	Dallas, Texas (Advanced Preparatory International)
	Jabari Rice	G	6-4	160	Fr.	Houston, Texas (Thurgood Marshall HS)

2017-18 ALPHABETICAL ROSTER

No.	Name	Pos.	Ht.	Wt.	Yr.	Hometown (Previous School)
1	Shunn Buchanan	G	6-0	175	So.	Durant, Miss. (Madison Central HS)
22	Eli Chuha	F	6-7	225	RJr.	Redlands, Calif. (Redlands East Valley HS)
15	Joe Garza	G	6-0	185	Sr.	Las Cruces, N.M. (Las Cruces HS)
24	Leston Gordon	C	6-8	220	Jr.	Tunapuna, Trinidad and Tobago (Lee College)
3	Gabe Hadley	G	6-3	195	Fr.	Melbourne, Australia/Templestowe College
12	AJ Harris	G	5-9	170	RSo.	Dayton, Ohio (Ohio State)
10	Jemerrio Jones	F	6-5	200	Sr.	Memphis, Tenn. (Hill Junior College)
0	Keyon Jones	G	6-1	200	Jr.	Dorchester, Mass. (Milton HS)
23	Zach Lofton	G	6-4	205	Gr.	St. Paul, Minn. (Texas Southern)
35	Johnny McCants	F	6-7	220	RFr.	Las Cruces, N.M. (Oñate HS)
5	Kortrijk Miles	G	6-4	175	Fr.	Dallas, Texas (Lincoln HS)
13	Sidy N'Dir	G	6-2	185	RJr.	Cosne, Burgundy, France (West Oaks Academy)
2	Wayne Stewart	G	6-6	200	Jr.	Philadelphia, Pa. (Lamar CC)
11	Johnathon Wilkins	F	6-10	235	RSr.	Lille, France (La Lumiere HS)
	JoJo Zamora	G	6-2	175	Sr.	Oakland, Calif. (Newark Memorial HS)
	C.J. Bobbitt	F	6-7	225	Jr.	Killeen, Texas (Denver)
	Robert Brown	F	6-9	238	Fr.	Dallas, Texas (Advanced Preparatory International)
	Jabari Rice	G	6-4	160	Fr.	Houston, Texas (Thurgood Marshall HS)

COACHING AND SUPPORT STAFF

Name	Position	Experience	Alma Mater
Chris Jans	Head Coach	First Season	Loras College (1991)
Lou Gudino	Associate Head Coach	First Season	Indiana (1997)
David Anwar	Assistant Coach	First Season	Fitchburg State (1998)
Jeff Mailhot	Assistant Coach	First Season	Cal Baptist (2005)
Andy Schmitt	Director of Basketball Operations	First Season	Illinois (2013)
Jordan Sperber	Video Coordinator	Second Season	Villanova (2014)
Becky Veitch	Program Coordinator	Sixth Season	
Marissa Whitten	Athletic Trainer	First Season	NM State (2010)
Zach Witherspoon	Strength & Conditioning	Second Season	Carson-Newman (2014)
Keith Roberts	Graduate Assistant	Second Season	NM State (2016)
Jovan Austin	Graduate Assistant	First Season	Texas A&M-Commerce (2017)
John Vu	Sports Information	Second Season	Humboldt State (2010)
Leah Steward	Manager	Third Season	
Ina Saiz	Manager	Second Season	
Yesenia Becerra	Manager	First Season	
Dan Ameme	Manager	First Season	
Paul Bernstein	Manager	First Season	
Fernando Villa	Manager	First Season	
Boston Castillo	Manager	First Season	

ROSTER BREAKDOWN

By Class

Seniors (5)

Joe Garza, Jemerrio Jones, Zach Lofton (Gr.), Johnathon Wilkins (RSr.), JoJo Zamora

Juniors (5)

Eli Chuha (RJr.), Leston Gordon, Keyon Jones, Sidy N'Dir (RJr.), Wayne Stewart

Sophomores (2)

Shunn Buchanan, AJ Harris (RSo.)

Freshmen (3)

Gabe Hadley, Kortrijk Miles, Johnny McCants (RFr.)

Redshirts (3)

C.J. Bobbitt, Robert Brown, Jabari Rice

By Position

Guards (9)

Shunn Buchanan, Joe Garza, Gabe Hadley, AJ Harris, Keyon Jones, Zach Lofton, Kortrijk Miles, Sidy N'Dir, Wayne Stewart (**Redshirts:** Jabari Rice)

Forwards (4)

Eli Chuha, Jemerrio Jones, Johnny McCants, Johnathon Wilkins (**Redshirts:** C.J. Bobbitt, Robert Brown)

Centers (1)

Leston Gordon

By Home Country

USA (14)

France (2)

Australia (1)

Trinidad and Tobago (1)

Pronunciation Guide

David Anwar	ann-waar
Shunn Buchanan	Shawn
Eli Chuha	chew-ah
Joe Garza	gar-zuh
Lou Gudino	guh-dean-no
Jemerrio Jones	juh-mare-rio
Keyon Jones	key-on
Jeff Mailhot	MY-it
Kortrijk Miles	CORE-trick
Sidy N'Dir	sid-dee N-deer
Jabari Rice	juh-bar-ree



2017-18 RESULTS

RECORD:	OVERALL	HOME	AWAY	NEUTRAL
ALL GAMES	6-2	5-1	1-1	0-0
CONFERENCE	0-0	0-0	0-0	0-0
NON-CONFERENCE	6-2	5-1	1-1	0-0

Date	Opponent	Score	Att.	High Points	High Rebounds
11/10/17	EAST CENTRAL UNIVERSITY	W 81-55	3920	(25)Lofton, Zach	(19)Jones, Jemerrio
11/13/17	at Saint Mary's (CA)	74-92 L	2811	(18)Lofton, Zach	(10)Jones, Jemerrio
11/17/17	NEW MEXICO	W 75-56	6839	(28)Lofton, Zach	(16)Jones, Jemerrio
11/22/17	COLORADO STATE	W 89-76	3883	(30)Lofton, Zach	(8)Lofton, Zach
11/25/17	UTEP	W 72-63	6069	(21)Lofton, Zach	(8)Lofton, Zach
11/30/17	at UTEP	W 80-60	7078	(18)Harris, AJ	(13)Jones, Jemerrio
12/03/17	PRAIRIE VIEW A&M	W 69-57	3591	(18)Jones, Jemerrio	(12)Jones, Jemerrio
12/6/17	SAN DIEGO	60-65 L	3798	(16)N'Dir, Sidy	(11)Jones, Jemerrio

* - WAC game

Attendance Summary	Games	Attend	Avg/Game
Home	6	28100	4683
Away	2	9889	4944
Neutral	0	0	0
Total	8	37989	4749



2017-18 STATISTICS

RECORD:	OVERALL	HOME	AWAY	NEUTRAL
ALL GAMES	6-2	5-1	1-1	0-0
CONFERENCE	0-0	0-0	0-0	0-0
NON-CONFERENCE	6-2	5-1	1-1	0-0

##	Player	gp-gs	min	avg	Total		3-Point		F-Throw		Rebounds				pf	dq	a	to	blk	stl	pts	avg
					fg-fga	fg%	3fg-fga	3fg%	ft-fta	ft%	off	def	tot	avg								
23	Lofton, Zach	8-7	232	29.0	48-93	.516	15-41	.366	30-40	.750	7	32	39	4.9	23	0	11	13	1	4	141	17.6
10	Jones, Jemerrio	8-8	214	26.8	39-80	.488	2-15	.133	9-20	.450	37	57	94	11.8	19	1	20	22	3	6	89	11.1
13	N'Dir, Sidy	8-8	235	29.4	29-59	.492	12-32	.375	10-16	.625	9	20	29	3.6	19	0	12	18	4	6	80	10.0
12	Harris, AJ	8-8	212	26.5	30-64	.469	12-34	.353	6-10	.600	2	10	12	1.5	17	0	29	12	0	7	78	9.8
22	Chuha, Eli	8-1	155	19.4	23-56	.411	4-12	.333	23-36	.639	19	24	43	5.4	21	1	4	12	2	3	73	9.1
11	Wilkins, Johnathon	8-7	146	18.3	21-37	.568	4-9	.444	4-5	.800	9	15	24	3.0	18	0	13	9	3	1	50	6.3
35	McCants, Johnny	8-0	125	15.6	17-23	.739	0-0	.000	3-7	.429	11	22	33	4.1	12	0	5	9	1	3	37	4.6
00	Jones, Keyon	5-0	71	14.2	7-19	.368	4-16	.250	2-2	1.000	1	14	15	3.0	8	0	4	3	1	7	20	4.0
01	Buchanan, Shunn	8-1	112	14.0	4-22	.182	2-7	.286	6-11	.545	1	13	14	1.8	8	0	8	7	0	1	16	2.0
03	Hadley, Gabe	6-0	35	5.8	3-11	.273	2-10	.200	0-0	.000	0	2	2	0.3	0	0	2	1	0	0	8	1.3
05	Miles, Kortrijk	5-0	12	2.4	2-2	1.000	0-0	.000	2-2	1.000	1	0	1	0.2	1	0	0	2	0	0	6	1.2
24	Gordon, Leston	5-0	8	1.6	1-4	.250	0-0	.000	0-0	.000	2	1	3	0.6	2	0	0	1	0	0	2	0.4
15	Garza, Joe	5-0	43	8.6	0-10	.000	0-9	.000	0-0	.000	0	2	2	0.4	8	0	2	2	0	0	0	0.0
Team											6	13	19				2					
Total.....		8	1600		224-480	.467	57-185	.308	95-149	.638	105	225	330	41.2	156	2	110	113	15	38	600	75.0
Opponents.....		8	1600		182-437	.416	58-176	.330	102-152	.671	58	180	238	29.8	149	-	70	115	7	32	524	65.5

TEAM STATISTICS	NMSU	OPP	Date	Opponent	Score	Att.
SCORING	600	524	11/10/17	EAST CENTRAL UNIVERSITY	w 81-55	3920
Points per game	75.0	65.5	11/13/17	at Saint Mary's (CA)	L 74-92	2811
Scoring margin	+9.5	-	11/17/17	NEW MEXICO	w 75-56	6839
FIELD GOALS-ATT	224-480	182-437	11/22/17	COLORADO STATE	w 89-76	3883
Field goal pct	.467	.416	11/25/17	UTEP	w 72-63	6069
3 POINT FG-ATT	57-185	58-176	11/30/17	at UTEP	w 80-60	7078
3-point FG pct	.308	.330	12/03/17	PRAIRIE VIEW A&M	w 69-57	3591
3-pt FG made per game	7.1	7.3	12/6/17	SAN DIEGO	L 60-65	3798
FREE THROWS-ATT	95-149	102-152				
Free throw pct	.638	.671				
F-Throws made per game	11.9	12.8				
REBOUNDS	330	238				
Rebounds per game	41.2	29.8				
Rebounding margin	+11.5	-				
ASSISTS	110	70				
Assists per game	13.8	8.8				
TURNOVERS	113	115				
Turnovers per game	14.1	14.4				
Turnover margin	+0.3	-				
Assist/turnover ratio	1.0	0.6				
STEALS	38	32				
Steals per game	4.8	4.0				
BLOCKS	15	7				
Blocks per game	1.9	0.9				
ATTENDANCE	28100	9889				
Home games-Avg/Game	6-4683	2-4944				
Neutral site-Avg/Game	-	0-0				

* - WAC game

Score by Periods	1st	2nd	Totals
New Mexico State	274	326	600
Opponents	238	286	524



**2016-17 WAC STATISTICS**

RECORD:	OVERALL	HOME	AWAY	NEUTRAL
ALL GAMES	11-3	6-1	5-2	0-0
CONFERENCE	11-3	6-1	5-2	0-0
NON-CONFERENCE	0-0	0-0	0-0	0-0

#	Player	gp-gs	min	avg	Total		3-Point		F-Throw		Rebounds				pf	dq	a	to	blk	stl	pts	avg
					fg-fga	fg%	3fg-fga	3fg%	ft-fa	ft%	off	def	tot	avg								
04	Baker, Ian	14-13	485	34.6	70-184	.380	25-87	.287	77-93	.828	8	60	68	4.9	23	0	72	29	1	14	242	17.3
22	Chuha, Eli	14-13	399	28.5	73-115	.635	0-0	.000	51-72	.708	60	79	139	9.9	35	1	21	24	5	7	197	14.1
02	Huggins, Braxton	14-13	421	30.1	63-150	.420	39-97	.402	25-33	.758	7	25	32	2.3	31	1	19	16	3	3	190	13.6
10	Jones, Jemerrio	14-0	341	24.4	53-109	.486	0-7	.000	28-49	.571	45	79	124	8.9	39	1	41	21	6	10	134	9.6
24	Taylor, Matt	14-5	323	23.1	41-91	.451	13-40	.325	19-28	.679	15	38	53	3.8	30	0	26	23	7	10	114	8.1
11	Wilkins, Johnathon	14-13	265	18.9	37-74	.500	7-23	.304	8-11	.727	16	35	51	3.6	41	1	14	20	12	6	89	6.4
01	Haley, Jermaine	14-8	310	22.1	19-54	.352	6-29	.207	18-28	.643	10	36	46	3.3	35	0	26	26	2	8	62	4.4
03	Ellis, Chancellor	8-0	57	7.1	11-30	.367	11-30	.367	2-2	1.000	3	1	4	0.5	5	0	1	2	0	0	35	4.4
21	Bhullar, Tanveer	8-0	44	5.5	11-16	.688	0-0	.000	1-3	.333	7	7	14	1.8	6	0	2	2	2	0	23	2.9
35	Pennie, Jalyn	10-0	66	6.6	9-16	.563	1-5	.200	0-2	.000	6	10	16	1.6	5	0	3	7	1	1	19	1.9
15	Garza, Joe	13-0	89	6.8	5-15	.333	3-12	.250	2-2	1.000	0	8	8	0.6	7	0	5	2	0	1	15	1.2
Team											14	14	28		1							
Total.....		14	2800		392-854	.459	105-330	.318	231-323	.715	191	392	583	41.6	258	4	230	172	39	60	1120	80.0
Opponents.....		14	2801		346-803	.431	80-283	.283	202-302	.669	121	321	442	31.6	278	-	152	167	23	72	974	69.6

TEAM STATISTICS	NMSU	OPP	Date	Opponent	Score	Att.
SCORING	1120	974	* 01/05/17	at UMKC	w 77-64	1024
Points per game	80.0	69.6	* 1/7/17	at Chicago State	w 78-62	1636
Scoring margin	+10.4	-	* 1/12/17	GRAND CANYON	w 81-69	4800
FIELD GOALS-ATT	392-854	346-803	* 1/14/17	CSU BAKERSFIELD	w 63-58	4295
Field goal pct	.459	.431	* 1/21/17	UMKC	w 94-71	9893
3 POINT FG-ATT	105-330	80-283	* 01/26/17	at Seattle University	w 71-56	1267
3-point FG pct	.318	.283	* 01/28/17	at Utah Valley	w 74-69	6246
3-pt FG made per game	7.5	5.7	* 02/04/17	CHICAGO STATE	w 86-51	5445
FREE THROWS-ATT	231-323	202-302	* 2/9/17	at CSU Bakersfield	L 53-72	3497
Free throw pct	.715	.669	* 02/11/17	at Grand Canyon	L 71-83	7479
F-Throws made per game	16.5	14.4	* 02/18/17	at UT Rio Grande Valley	w 107-101	2234
REBOUNDS	583	442	* 2/23/17	UTAH VALLEY	L 72-84	4151
Rebounds per game	41.6	31.6	* 2/25/17	SEATTLE UNIVERSITY	w 86-53	4744
Rebounding margin	+10.1	-	* 3/4/17	UT RIO GRANDE VALLEY	w 107-81	5233
ASSISTS	230	152				
Assists per game	16.4	10.9				
TURNOVERS	172	167				
Turnovers per game	12.3	11.9				
Turnover margin	-0.4	-				
Assist/turnover ratio	1.3	0.9				
STEALS	60	72				
Steals per game	4.3	5.1				
BLOCKS	39	23				
Blocks per game	2.8	1.6				
ATTENDANCE	38561	23383				
Home games-Avg/Game	7-5509	7-3340				
Neutral site-Avg/Game	-	0-0				

* = Conference game

^ = University of San Diego Classic

Score by Periods	1st	2nd	Totals
New Mexico State	543	577	1120
Opponents	467	507	974



2017-18 TEAM GAME-BY-GAME

Opponent	Date	Score		Total		3-Pointers		Free throws		Rebounds				pf	a	t/o	blk	stl	pts	avg
				fg-fga	pct	3fg-fga	pct	ft-fta	pct	off	def	tot	avg							
EAST CENTRAL UNIVERS	11/10/17	81-55	W	33-76	.434	6-27	.222	9-14	.643	21	38	59	59.0	18	16	11	1	5	81	81.0
at Saint Mary's (CA)	11/13/17	74-92	L	28-56	.500	8-21	.381	10-13	.769	6	22	28	43.5	20	12	8	2	0	74	77.5
NEW MEXICO	11/17/17	75-56	W	25-64	.391	4-20	.200	21-29	.724	25	25	50	45.7	19	14	14	2	6	75	76.7
COLORADO STATE	11/22/17	89-76	W	34-58	.586	11-27	.407	10-16	.625	7	29	36	43.2	24	17	15	2	4	89	79.8
UTEP	11/25/17	72-63	W	25-57	.439	10-26	.385	12-23	.522	10	36	46	43.8	23	14	16	4	3	72	78.2
at UTEP	11/30/17	80-60	W	30-56	.536	8-18	.444	12-18	.667	9	36	45	44.0	20	9	21	0	4	80	78.5
PRAIRIE VIEW A&M	12/03/17	69-57	W	27-55	.491	6-23	.261	9-16	.563	11	20	31	42.1	17	17	18	4	11	69	77.1
SAN DIEGO	12/6/17	60-65	L	22-58	.379	4-23	.174	12-20	.600	16	19	35	41.2	15	11	10	0	5	60	75.0
New Mexico State		600		224-480	.467	57-185	.308	95-149	.638	105	225	330	41.2	156	110	113	15	38	600	75.0
Opponents		524		182-437	.416	58-176	.330	102-152	.671	58	180	238	29.8	149	70	115	7	32	524	65.5

Games played: 8
 Points/game: 75.0
 FG Pct: 46.7
 3FG Pct: 30.8
 FT Pct: 63.8

Rebounds/game: 41.2
 Assists/game: 13.8
 Turnovers/game: 14.1
 Assist/turnover ratio: 1.0
 Steals/game: 4.8
 Blocks/game: 1.9



**2017-18 TEAM-BY-TEAM COMPARISON**

Opponent	1st	2nd	Score	Mar	Total FG	FG Pct	3-Pointers	3FG Pct	Free Throws	FT Pct	Rebounds	Assist	T/Over	Block	Steal	Fouls
EAST CENTRAL UNIVERSITY	31/25	50/30	81-55	+26	33-76/19-55	.434/.345	6-27/9-29	.222/.310	9-14/8-16	.643/.500	59/30 +29	16/11	11/13	1/1	5/3	18/17
Saint Mary's (CA)	42/47	32/45	74-92	(18)	28-56/33-60	.500/.550	8-21/7-14	.381/.500	10-13/19-26	.769/.731	28/34 (6)	12/15	8/4	2/1	0/2	20/14
NEW MEXICO	31/28	44/28	75-56	+19	25-64/20-52	.391/.385	4-20/6-20	.200/.300	21-29/10-15	.724/.667	50/25 +25	14/5	14/17	2/1	6/2	19/22
COLORADO STATE	43/36	46/40	89-76	+13	34-58/26-60	.586/.433	11-27/8-25	.407/.320	10-16/16-24	.625/.667	36/29 +7	17/13	15/12	2/1	4/8	24/19
UTEP	29/22	43/41	72-63	+9	25-57/21-57	.439/.368	10-26/7-24	.385/.292	12-23/14-18	.522/.778	46/31 +15	14/8	16/11	4/0	3/4	23/22
UTEP	37/23	43/37	80-60	+20	30-56/21-56	.536/.375	8-18/4-23	.444/.174	12-18/14-25	.667/.560	45/25 +20	9/4	21/18	0/0	4/2	20/17
PRAIRIE VIEW A&M	32/28	37/29	69-57	+12	27-55/20-51	.491/.392	6-23/6-14	.261/.429	9-16/11-16	.563/.688	31/33 (2)	17/2	18/24	4/3	11/5	17/17
SAN DIEGO	29/29	31/36	60-65	(5)	22-58/22-46	.379/.478	4-23/11-27	.174/.407	12-20/10-12	.600/.833	35/31 +4	11/12	10/16	0/0	5/6	15/21

Note: Game totals are displayed in the format TEAM/OPPONENT for each category



2017-18 POINTS-REBOUNDS-ASSISTS

Opponent	Date	Score		00	01	03	05	10	11	12
				JONES,KEYO	BUCHANAN,S	HADLEY,GAB	MILES,KORT	JONES,JEME	WILKINS,JO	HARRIS,AJ
EAST CENTRAL UNIVERSI	11/10/17	81-55	w	DNP	2-2-0	5-2-0	2-0-0	19-19-3	6-6-3	12-2-6
at Saint Mary's (CA)	11/13/17	74-92	L	DNP	0-1-0	0-0-2	0-0-0	11-10-2	7-1-1	13-1-4
NEW MEXICO	11/17/17	75-56	w	DNP	1-0-2	0-0-0	0-0-0	7-16-2	4-5-2	0-4-2
COLORADO STATE	11/22/17	89-76	w	5-3-2	0-1-2	0-0-0	0-0-0	9-6-2	4-2-1	8-1-5
UTEP	11/25/17	72-63	w	3-2-0	7-4-0	DNP	DNP	0-7-4	10-4-3	7-1-3
at UTEP	11/30/17	80-60	w	10-7-0	3-2-1	3-0-0	4-1-0	11-13-1	4-2-1	18-2-2
PRAIRIE VIEW A&M	12/03/17	69-57	w	2-2-2	3-3-2	0-0-0	DNP	18-12-3	9-3-1	17-1-4
SAN DIEGO	12/6/17	60-65	L	0-1-0	0-1-1	DNP	DNP	14-11-3	6-1-1	3-0-3

Opponent	Date	Score		13	15	22	23	24	35
				N'DIR,SIDY	GARZA,JOE	CHUHA,ELI	LOFTON,ZAC	GORDON,LES	MCCANTS,JO
EAST CENTRAL UNIVERSI	11/10/17	81-55	w	4-4-0	0-1-0	4-4-1	25-6-2	0-1-0	2-8-1
at Saint Mary's (CA)	11/13/17	74-92	L	6-4-2	0-0-1	13-6-0	18-2-0	2-0-0	4-1-0
NEW MEXICO	11/17/17	75-56	w	14-5-2	0-0-1	13-7-0	28-3-2	0-2-0	8-5-1
COLORADO STATE	11/22/17	89-76	w	9-3-2	0-1-0	24-4-1	30-8-0	0-0-0	0-4-2
UTEP	11/25/17	72-63	w	13-4-1	DNP	6-7-0	21-8-2	DNP	5-7-1
at UTEP	11/30/17	80-60	w	10-4-3	DNP	3-2-0	6-5-1	0-0-0	8-5-0
PRAIRIE VIEW A&M	12/03/17	69-57	w	8-2-2	0-0-0	5-4-1	5-1-2	DNP	2-0-0
SAN DIEGO	12/6/17	60-65	L	16-3-0	DNP	5-9-1	8-6-2	DNP	8-3-0





2017-18 HIGH/LOW ANALYSIS

New Mexico State - TEAM GAME HIGHS

POINTS	89	COLORADO STATE (11/22/17)
	81	EAST CENTRAL UNIVERSITY (11/10/17)
	80	at UTEP (11/30/17)
	75	NEW MEXICO (11/17/17)
	74	at Saint Mary's (CA) (11/13/17)
FIELD GOALS MADE	34	COLORADO STATE (11/22/17)
	33	EAST CENTRAL UNIVERSITY (11/10/17)
FIELD GOAL ATTEMPTS	76	EAST CENTRAL UNIVERSITY (11/10/17)
	64	NEW MEXICO (11/17/17)
FIELD GOAL PERCENTAGE	.586 (34-58)	COLORADO STATE (11/22/17)
	.536 (30-56)	at UTEP (11/30/17)
3 PT FIELD GOALS MADE	11	COLORADO STATE (11/22/17)
	10	UTEP (11/25/17)
3 PT FG ATTEMPTS	27	COLORADO STATE (11/22/17)
	27	EAST CENTRAL UNIVERSITY (11/10/17)
3 PT FG PERCENTAGE	.444 (8-18)	at UTEP (11/30/17)
	.407 (11-27)	COLORADO STATE (11/22/17)
FREE THROWS MADE	21	NEW MEXICO (11/17/17)
	12	at UTEP (11/30/17)
	12	UTEP (11/25/17)
FREE THROW ATTEMPTS	29	NEW MEXICO (11/17/17)
	23	UTEP (11/25/17)
FREE THROW PERCENTAGE	.769 (10-13)	at Saint Mary's (CA) (11/13/17)
	.724 (21-29)	NEW MEXICO (11/17/17)
REBOUNDS	59	EAST CENTRAL UNIVERSITY (11/10/17)
	50	NEW MEXICO (11/17/17)
ASSISTS	17	COLORADO STATE (11/22/17)
	16	EAST CENTRAL UNIVERSITY (11/10/17)
STEALS	6	NEW MEXICO (11/17/17)
	5	EAST CENTRAL UNIVERSITY (11/10/17)
BLOCKED SHOTS	4	UTEP (11/25/17)
	2	COLORADO STATE (11/22/17)
	2	NEW MEXICO (11/17/17)
	2	at Saint Mary's (CA) (11/13/17)
TURNOVERS	21	at UTEP (11/30/17)
	16	UTEP (11/25/17)
FOULS	24	COLORADO STATE (11/22/17)
	23	UTEP (11/25/17)

New Mexico State - GAME LOWS

POINTS	72	UTEP (11/25/17)
	74	at Saint Mary's (CA) (11/13/17)
	75	NEW MEXICO (11/17/17)
	80	at UTEP (11/30/17)
	81	EAST CENTRAL UNIVERSITY (11/10/17)
FIELD GOALS MADE	25	NEW MEXICO (11/17/17)
	25	UTEP (11/25/17)
FIELD GOAL ATTEMPTS	56	at Saint Mary's (CA) (11/13/17)
	56	at UTEP (11/30/17)
FIELD GOAL PERCENTAGE	.391 (25-64)	NEW MEXICO (11/17/17)
	.434 (33-76)	EAST CENTRAL UNIVERSITY (11/10/17)
3 PT FIELD GOALS MADE	4	NEW MEXICO (11/17/17)
	6	EAST CENTRAL UNIVERSITY (11/10/17)
3 PT FG ATTEMPTS	18	at UTEP (11/30/17)
	20	NEW MEXICO (11/17/17)
3 PT FG PERCENTAGE	.200 (4-20)	NEW MEXICO (11/17/17)
	.222 (6-27)	EAST CENTRAL UNIVERSITY (11/10/17)
FREE THROWS MADE	9	EAST CENTRAL UNIVERSITY (11/10/17)
	10	at Saint Mary's (CA) (11/13/17)
	10	COLORADO STATE (11/22/17)
FREE THROW ATTEMPTS	13	at Saint Mary's (CA) (11/13/17)
	14	EAST CENTRAL UNIVERSITY (11/10/17)
FREE THROW PERCENTAGE	.522 (12-23)	UTEP (11/25/17)
	.625 (10-16)	COLORADO STATE (11/22/17)
REBOUNDS	28	at Saint Mary's (CA) (11/13/17)
	36	COLORADO STATE (11/22/17)
ASSISTS	9	at UTEP (11/30/17)
	12	at Saint Mary's (CA) (11/13/17)
STEALS	0	at Saint Mary's (CA) (11/13/17)
	3	UTEP (11/25/17)
BLOCKED SHOTS	0	at UTEP (11/30/17)
	1	EAST CENTRAL UNIVERSITY (11/10/17)
TURNOVERS	8	at Saint Mary's (CA) (11/13/17)
	11	EAST CENTRAL UNIVERSITY (11/10/17)
FOULS	18	EAST CENTRAL UNIVERSITY (11/10/17)
	19	NEW MEXICO (11/17/17)

Opponent - GAME HIGHS

POINTS	92	at Saint Mary's (CA) (11/13/17)
	76	COLORADO STATE (11/22/17)
	63	UTEP (11/25/17)
	60	at UTEP (11/30/17)
	56	NEW MEXICO (11/17/17)
FIELD GOALS MADE	33	at Saint Mary's (CA) (11/13/17)
	26	COLORADO STATE (11/22/17)
FIELD GOAL ATTEMPTS	60	COLORADO STATE (11/22/17)
	60	at Saint Mary's (CA) (11/13/17)
FIELD GOAL PERCENTAGE	.550 (33-60)	at Saint Mary's (CA) (11/13/17)
	.433 (26-60)	COLORADO STATE (11/22/17)
3 PT FIELD GOALS MADE	9	EAST CENTRAL UNIVERSITY (11/10/17)
	8	COLORADO STATE (11/22/17)
3 PT FG ATTEMPTS	29	EAST CENTRAL UNIVERSITY (11/10/17)
	25	COLORADO STATE (11/22/17)
3 PT FG PERCENTAGE	.500 (7-14)	at Saint Mary's (CA) (11/13/17)
	.320 (8-25)	COLORADO STATE (11/22/17)
FREE THROWS MADE	19	at Saint Mary's (CA) (11/13/17)
	16	COLORADO STATE (11/22/17)
FREE THROW ATTEMPTS	26	at Saint Mary's (CA) (11/13/17)
	25	at UTEP (11/30/17)
FREE THROW PERCENTAGE	.778 (14-18)	UTEP (11/25/17)
	.731 (19-26)	at Saint Mary's (CA) (11/13/17)
REBOUNDS	34	at Saint Mary's (CA) (11/13/17)
	31	UTEP (11/25/17)
ASSISTS	15	at Saint Mary's (CA) (11/13/17)
	13	COLORADO STATE (11/22/17)
STEALS	8	COLORADO STATE (11/22/17)
	4	UTEP (11/25/17)
BLOCKED SHOTS	1	COLORADO STATE (11/22/17)
	1	NEW MEXICO (11/17/17)
	1	at Saint Mary's (CA) (11/13/17)
	1	EAST CENTRAL UNIVERSITY (11/10/17)
TURNOVERS	18	at UTEP (11/30/17)
	17	NEW MEXICO (11/17/17)
FOULS	22	UTEP (11/25/17)
	22	NEW MEXICO (11/17/17)

Opponent - GAME LOWS

POINTS	55	EAST CENTRAL UNIVERSITY (11/10/17)
	56	NEW MEXICO (11/17/17)
	60	at UTEP (11/30/17)
	63	UTEP (11/25/17)
	76	COLORADO STATE (11/22/17)
FIELD GOALS MADE	19	EAST CENTRAL UNIVERSITY (11/10/17)
	20	NEW MEXICO (11/17/17)
FIELD GOAL ATTEMPTS	52	NEW MEXICO (11/17/17)
	55	EAST CENTRAL UNIVERSITY (11/10/17)
FIELD GOAL PERCENTAGE	.345 (19-55)	EAST CENTRAL UNIVERSITY (11/10/17)
	.368 (21-57)	UTEP (11/25/17)
3 PT FIELD GOALS MADE	4	at UTEP (11/30/17)
	6	NEW MEXICO (11/17/17)
3 PT FG ATTEMPTS	14	at Saint Mary's (CA) (11/13/17)
	20	NEW MEXICO (11/17/17)
3 PT FG PERCENTAGE	.174 (4-23)	at UTEP (11/30/17)
	.292 (7-24)	UTEP (11/25/17)
FREE THROWS MADE	8	EAST CENTRAL UNIVERSITY (11/10/17)
	10	NEW MEXICO (11/17/17)
FREE THROW ATTEMPTS	15	NEW MEXICO (11/17/17)
	16	EAST CENTRAL UNIVERSITY (11/10/17)
FREE THROW PERCENTAGE	.500 (8-16)	EAST CENTRAL UNIVERSITY (11/10/17)
	.560 (14-25)	at UTEP (11/30/17)
REBOUNDS	25	NEW MEXICO (11/17/17)
	25	at UTEP (11/30/17)
ASSISTS	4	at UTEP (11/30/17)
	5	NEW MEXICO (11/17/17)
STEALS	2	at Saint Mary's (CA) (11/13/17)
	2	NEW MEXICO (11/17/17)
	2	at UTEP (11/30/17)
BLOCKED SHOTS	0	UTEP (11/25/17)
	0	at UTEP (11/30/17)
TURNOVERS	4	at Saint Mary's (CA) (11/13/17)
	11	UTEP (11/25/17)
FOULS	14	at Saint Mary's (CA) (11/13/17)
	17	EAST CENTRAL UNIVERSITY (11/10/17)
	17	at UTEP (11/30/17)



0 JONES KEYON

JUNIOR
GUARD • 6-1 • 207
DORCHESTER, MASS | ODESSA COLLEGE

Stat	2017-18 Season High	Career High
Points	10, at UTEP, 11/30/17	44, vs. Holyoke, 2/9/16
Rebounds	7, at UTEP, 11/30/17	8, vs. Odessa Wizards, 11/1/16
Assists	2, 2x, Last vs. Prairie View A&M, 12/3/17	12, at Philadelphia, 12/18/16
Blocks	1, vs. UTEP, 11/25/17	1, 6x, Last vs. Gillette, 3/22/17
Steals	3, vs. Prairie View A&M, 12/3/17	5, 2x, at Wayland Baptist, 11/17/16
FGs Made	3, at UTEP, 11/30/17	17, vs. Holyoke, 2/9/16
FGs Attempted	6, at UTEP, 11/30/17	25, vs. Holyoke, 2/9/16
3FGs Made	2, at UTEP, 11/30/17	6, vs. Dean, 2/2/16
3FGs Attempted	5, at UTEP, 11/30/17	11, at Monroe College (JV), 12/20/15
FTs Made	2, at UTEP, 11/30/17	10, vs. Dean, 2/2/16
FTs Attempted	2, at UTEP, 11/30/17	11, vs. Dean, 2/2/16

2017-18 SEASON HIGHLIGHTS

- Scored 5 points on 2-of-4 shooting with 3 rebounds, 2 assists & 2 steals in debut vs. Colorado State.
- Had 10 points on 3-of-6 shooting with 7 rebounds in win at UTEP.

2017-18 GAME-BY-GAME STATISTICS

Opponent	Date	gs	min	Total		3-Pointers		Free throws		Rebounds				pf	a	t/o	blk	stl	pts	avg
				fg-fga	pct	3fg-fga	pct	ft-fta	pct	off	def	tot	avg							
COLORADO STATE	11/22/17		15	2-4	.500	1-3	.333	0-0	.000	0	3	3	3.0	3	2	0	0	2	5	5.0
UTEP	11/25/17		13	1-3	.333	1-3	.333	0-0	.000	0	2	2	2.5	1	0	1	1	0	3	4.0
at UTEP	11/30/17		19	3-6	.500	2-5	.400	2-2	1.000	0	7	7	4.0	2	0	2	0	2	10	6.0
PRAIRIE VIEW A&M	12/03/17		15	1-4	.250	0-3	.000	0-0	.000	0	2	2	3.5	2	2	0	0	3	2	5.0
Totals		0	62	7-17	.412	4-14	.286	2-2	1.000	0	14	14	3.5	8	4	3	1	7	20	5.0

Games played: 4
 Minutes/game: 15.5
 Points/game: 5.0
 FG Pct: 41.2
 3FG Pct: 28.6
 FT Pct: 100.0

Rebounds/game: 3.5
 Assists/game: 1.0
 Turnovers/game: 0.8
 Assist/turnover ratio: 1.3
 Steals/game: 1.8
 Blocks/game: 0.3

K. JONES' CAREER STATISTICS


Season	gp-gs	min/avg	Total		3-Point		F-Throws		Rebounds				Scoring							
			fg-fga	pct	fg-fga	pct	ft-fta	pct	off	def	tot	avg	pf	fo	ast	to	blk	stl	pts	avg
2015-16	16-13	335/20.9	132-267	.494	50-104	.481	70-83	.843	6	50	56	3.5	46	3	101	41	3	41	384	24.0
2016-17	28-0	321/11.5	82-143	.573	36-79	.456	16-20	.800	8	49	57	2.0	35	0	28	18	3	31	216	7.7
2017-18	5-0	71/14.2	7-19	.368	4-16	.250	2-2	1.000	0	15	15	3.0	8	0	4	3	1	7	20	4.0
TOTAL	49-13	727/14.8	221-429	.515	90-199	.452	88-105	.838	14	114	122	2.5	89	3	133	62	7	79	620	12.7





Stat	2017-18 Season High	Career High
Points	7, vs. UTEP, 11/25/17	26, 2x, Last vs. Mississippi Gulf Coast, 3/8/17
Rebounds	4, vs. UTEP, 11/25/17	8, at Tallahassee, 12/30/16
Assists	2, 2x, Last vs. Prairie View A&M, 12/3/17	10, 3x, Last at Northwest Mississippi, 1/12/17
Blocks	--	1, 6x, Last vs. Jones County, 3/10/17
Steals	1, vs. New Mexico, 11/17/17	4, vs. Holmes, 2/13/17
FGs Made	1, 4x, Last vs. Prairie View A&M, 12/3/17	10, 2x, Last vs. Mississippi Gulf Coast, 3/9/17
FGs Attempted	5, 2x, Last at UTEP, 11/30/17	16, at Mississippi Delta, 2/20/17
3FGs Made	1, 2x, Last vs. Prairie View A&M, 12/3/17	2, 4x, Last vs. Southwest Mississippi, 3/1/17
3FGs Attempted	2, 2, Last at UTEP, 11/30/17	5, vs. Pensacola State, 12/29/16
FTs Made	5, vs. UTEP, 11/25/17	11, vs. East Central (MS), 3/8/17
FTs Attempted	8, vs. UTEP, 11/25/17	13, at East Mississippi, 2/9/17

BUCHANAN 1
SHUNN



SOPHOMORE
GUARD • 6-0 • 170
DURANT, MISS. | NE MISSISSIPPI

2017-18 SEASON HIGHLIGHTS

- Scored first points as an Aggie and at the Division I level in season-opener.
- Posted 7 points with 4 rebounds on 5-of-8 shooting from the line in win vs. UTEP at home.

2017-18 GAME-BY-GAME STATISTICS

Opponent	Date	gs	min	Total		3-Pointers		Free throws		Rebounds				pf	a	t/o	blk	stl	pts	avg
				fg-fga	pct	3fg-fga	pct	ft-fta	pct	off	def	tot	avg							
EAST CENTRAL UNIVERS	11/10/17		14	1-5	.200	0-2	.000	0-0	.000	0	2	2	2.0	1	0	1	0	0	2	2.0
at Saint Mary's (CA)	11/13/17		7	0-0	.000	0-0	.000	0-0	.000	0	1	1	1.5	1	0	1	0	0	0	1.0
NEW MEXICO	11/17/17		15	0-1	.000	0-1	.000	1-2	.500	0	0	0	1.0	1	2	1	0	1	1	1.0
COLORADO STATE	11/22/17		14	0-3	.000	0-1	.000	0-0	.000	0	1	1	1.0	0	2	1	0	0	0	0.8
UTEP	11/25/17		16	1-4	.250	0-0	.000	5-8	.625	1	3	4	1.6	0	0	2	0	0	7	2.0
at UTEP	11/30/17		16	1-5	.200	1-2	.500	0-0	.000	0	2	2	1.7	2	1	0	0	0	3	2.2
PRAIRIE VIEW A&M	12/03/17	*	19	1-3	.333	1-1	1.000	0-1	.000	0	3	3	1.9	2	2	1	0	0	3	2.3
Totals		1	101	4-21	.190	2-7	.286	6-11	.545	1	12	13	1.9	7	7	7	0	1	16	2.3

Games played: 7
Minutes/game: 14.4
Points/game: 2.3
FG Pct: 19.0
3FG Pct: 28.6
FT Pct: 54.5

Rebounds/game: 1.9
Assists/game: 1.0
Turnovers/game: 1.0
Assist/turnover ratio: 1.0
Steals/game: 0.1

BUCHANAN'S CAREER STATISTICS

Season	gp-gs	min/avg	Total		3-Point		F-Throws		Rebounds				Scoring							
			fg-fga	pct	fg-fga	pct	ft-fta	pct	off	def	tot	avg	pf	fo	ast	to	blk	stl	pts	avg
2016-17	29-19	761/26.2	122-257	.475	17-46	.370	108-162	.667	17	74	91	3.1	61	0	153	91	6	32	369	12.7
2017-18	8-1	112/14.0	4-21	.190	2-6	.333	6-11	.545	1	13	14	1.8	9	0	8	7	0	1	16	2.0
TOTAL	37-20	874/23.6	126-278	.453	19-53	.358	114-173	.659	18	87	105	2.8	70	0	161	98	6	33	385	10.4





2 STEWART WAYNE

JUNIOR
GUARD • 6-6 • 185
PHILADELPHIA, PA. | LAMAR CC

Stat	2017-18 Season High	Career High
Points	--	31, vs. Trinidad State, 1/30/17
Rebounds	--	16, vs. Trinidad State, 2/9/16
Assists	--	3, 3x, vs. Trinidad State, 3/4/17
Blocks	--	4, at Northeastern, 1/17/17
Steals	--	3, NE Kansas Technical College JV, 1/17/17
FGs Made	--	11, vs. Clarendon, 11/15/16
FGs Attempted	--	22, vs. Trinidad State, 1/30/17
3FGs Made	--	7, vs. Western Nebraska, 1/9/16
3FGs Attempted	--	14, vs. Western Nebraska, 1/9/16
FTs Made	--	15, vs. Western Nebraska, 2/17/17
FTs Attempted	--	17, vs. Western Nebraska, 2/17/17

2017-18 SEASON HIGHLIGHTS

▪

2017-18 GAME-BY-GAME STATISTICS

STEWART'S CAREER STATISTICS


Season	gp-gs	min/avg	Total		3-Point		F-Throws		Rebounds				Scoring							
			fg-fga	pct	fg-fga	pct	ft-fga	pct	off	def	tot	avg	pf	fo	ast	to	blk	stl	pts	avg
2015-16	18-29	624/21.5	128-272	.470	51-126	.405	33-49	.673	43	92	135	4.7	52	0	15	33	21	17	340	11.7
2016-17	32-32	934/29.2	205-437	.469	62-170	.365	112-133	.842	49	170	219	6.8	65	1	42	48	38	24	584	18.3
2017-18	--	--	--	--	--	--	--	--	--	--	--	--	--	--	--	--	--	--	--	--
TOTAL	50-61	1,558/25.5	333-709	.470	113-296	.382	145-182	.797	92	262	354	5.8	117	1	57	81	59	41	924	15.1





Stat	2017-18 Season High	Career High
Points	5, vs. East Central University, 11/10/17	Same
Rebounds	2, vs. East Central University, 11/10/17	Same
Assists	--	--
Blocks	--	--
Steals	--	--
FGs Made	2, vs. East Central University, 11/10/17	Same
FGs Attempted	8, vs. East Central University, 11/10/17	Same
3FGs Made	1, 2x, Last at UTEP, 11/30/17	Same
3FGs Attempted	7, vs. East Central University, 11/10/17	Same
FTs Made	--	--
FTs Attempted	--	--

HADLEY 3 GABE



FRESHMAN
GUARD • 6-3 • 195

MELBOURNE, AUSTRALIA | TEMPLESTOWE COLLEGE

2017-18 SEASON HIGHLIGHTS

- Scored in his collegiate debut with 5 points and 2 rebounds.

2017-18 GAME-BY-GAME STATISTICS

Opponent	Date	gs	min	Total		3-Pointers		Free throws		Rebounds				Scoring						
				fg-fga	pct	3fg-fga	pct	ft-fta	pct	off	def	tot	avg	pf	a	t/o	blk	stl	pts	avg
EAST CENTRAL UNIVERS	11/10/17		17	2-8	.250	1-7	.143	0-0	.000	0	2	2	2.0	0	0	0	0	0	5	5.0
at Saint Mary's (CA)	11/13/17		12	0-1	.000	0-1	.000	0-0	.000	0	0	0	1.0	0	2	0	0	0	0	2.5
NEW MEXICO	11/17/17		1	0-0	.000	0-0	.000	0-0	.000	0	0	0	0.7	0	0	0	0	0	0	1.7
COLORADO STATE	11/22/17		1	0-0	.000	0-0	.000	0-0	.000	0	0	0	0.5	0	0	0	0	0	0	1.3
at UTEP	11/30/17		3	1-2	.500	1-2	.500	0-0	.000	0	0	0	0.4	0	0	1	0	0	3	1.6
PRAIRIE VIEW A&M	12/03/17		1	0-0	.000	0-0	.000	0-0	.000	0	0	0	0.3	0	0	0	0	0	0	1.3
Totals		0	35	3-11	.273	2-10	.200	0-0	.000	0	2	2	0.3	0	2	1	0	0	8	1.3

Games played: 6
Minutes/game: 5.8
Points/game: 1.3
FG Pct: 27.3
3FG Pct: 20.0

Rebounds/game: 0.3
Assists/game: 0.3
Turnovers/game: 0.2
Assist/turnover ratio: 2.0

HADLEY'S CAREER STATISTICS

Season	gp-gs	min/avg	Total		3-Point		F-Throws		Rebounds				Scoring							
			fg-fga	pct	fg-fga	pct	ft-fta	pct	off	def	tot	avg	pf	fo	ast	to	blk	stl	pts	avg
2017-18	6-0	35/5.8	3-11	.273	2-10	.200	0-0	.000	0	2	2	0.3	0	0	2	1	0	0	8	1.3
TOTAL	6-0	35/5.8	3-11	.273	2-10	.200	0-0	.000	0	2	2	0.3	0	0	2	1	0	0	8	1.3



5 MILES KORTRIJK

FRESHMAN
GUARD • 6-4 • 180
DALLAS, TEXAS | LINCOLN HS

Stat	2017-18 Season High	Career High
Points	4, at UTEP, 11/30/17	Same
Rebounds	1, at UTEP, 11/30/17	Same
Assists	--	--
Blocks	--	--
Steals	--	--
FGs Made	2, at UTEP, 11/30/17	Same
FGs Attempted	2, at UTEP, 11/30/17	Same
3FGs Made	--	--
3FGs Attempted	--	--
FTs Made	2, vs. East Central University, 11/10/17	Same
FTs Attempted	2, vs. East Central University, 11/10/17	Same

2017-18 SEASON HIGHLIGHTS

- Knocked down a pair of free-throws in his collegiate debut for two points.
- Made his first collegiate field-goal on the road at UTEP in the 2nd half, finishing with 4 points (2-2 FG).

2017-18 GAME-BY-GAME STATISTICS

Opponent	Date	gs	min	Total		3-Pointers		Free throws		Rebounds				pf	a	t/o	blk	stl	pts	avg
				fg-fga	pct	3fg-fga	pct	ft-fta	pct	off	def	tot	avg							
EAST CENTRAL UNIVERS	11/10/17	5	0-0	.000	0-0	.000	2-2	1.000	0	0	0	0.0	1	0	1	0	0	2	2.0	
at Saint Mary's (CA)	11/13/17	2	0-0	.000	0-0	.000	0-0	.000	0	0	0	0.0	0	0	0	0	0	0	1.0	
NEW MEXICO	11/17/17	1	0-0	.000	0-0	.000	0-0	.000	0	0	0	0.0	0	0	0	0	0	0	0.7	
COLORADO STATE	11/22/17	1	0-0	.000	0-0	.000	0-0	.000	0	0	0	0.0	0	0	1	0	0	0	0.5	
at UTEP	11/30/17	3	2-2	1.000	0-0	.000	0-0	.000	1	0	1	0.2	0	0	0	0	0	4	1.2	
Totals		0	12	2-2	1.000	0-0	.000	2-2	1.000	1	0	1	0.2	1	0	2	0	0	6	1.2

Games played: 5
 Minutes/game: 2.4
 Points/game: 1.2
 FG Pct: 100.0
 FT Pct: 100.0

Rebounds/game: 0.2
 Turnovers/game: 0.4

MILES' CAREER STATISTICS


Season	gp-gs	min/avg	Total		3-Point		F-Throws		Rebounds				Scoring							
			fg-fga	pct	fg-fga	pct	ft-fta	pct	off	def	tot	avg	pf	fo	ast	to	blk	stl	pts	avg
2017-18	5-0	12/2.4	2-2	1.000	0-0	.000	2-2	1.000	1	0	1	0.2	1	0	0	2	0	0	6	1.2
TOTAL	5-0	12/2.4	2-2	1.000	0-0	.000	2-2	1.000	1	0	1	0.2	1	0	0	2	0	0	6	1.2





Stat	2017-18 Season High	Career High
Points	19, vs. East Central University, 11/10/17	29, vs. South Plains, 3/20/15
Rebounds	19, vs. East Central University, 11/10/17	20, vs. Temple, 2/21/15
Assists	3, 2x, Last vs. Prairie View A&M, 12/3/17	15, vs. Dallas Diesel, 1/3/15
Blocks	2, vs. Colorado State, 11/22/17	6, Dallas Diesel, 1/3/15
Steals	3, vs. Prairie View A&M, 12/3/17	7, New Mexico, 1/5/15
FGs Made	9, 2x, Last vs. Prairie View A&M, 12/3/17	12, 3x, Last vs. South Plains, 3/20/15
FGs Attempted	19, vs. East Central University, 11/10/17	25, vs. South Plains, 3/20/15
3FGs Made	1, vs. Colorado State, 11/22/17	2, 8x, Last at Colorado State, 11/13/16
3FGs Attempted	3, vs. Colorado State, 11/22/17	6, 2x, Last at Cowley County, 11/28/15
FTs Made	3, at UTEP, 11/30/17	7, vs. Richland, 10/31/14
FTs Attempted	8, at UTEP, 11/30/17	10, vs. New Mexico, 12/10/16

JONES 10 JEMERRIO



SENIOR
FORWARD • 6-5 • 200
MEMPHIS, TENN. | HILL JUNIOR COLLEGE

2017-18 SEASON HIGHLIGHTS

▪ Tallied 5th double-double with 14 points and 11 rebounds with 3 assists in loss at home to San Diego.

- Picked up his first double-double of the season with 19 points and 19 rebounds in opener.
- Tallied his second double-double at #21/22 Saint Mary's with 11 points and 10 rebounds.
- Scored 7 points with 16 rebounds (6 offensive) with 2 assists and a steal in win over New Mexico.
- Recorded his 3rd double-double of the year with 11 points and 13 rebounds in win at UTEP.
- Posted 4th double-double with game-high 18 points and 12 rebounds in victory over Prairie View A&M.

2017-18 GAME-BY-GAME STATISTICS

Opponent	Date	qs	min	Total		3-Pointers		Free throws		Rebounds				pf	a	t/o	blk	stl	pts	avg	
				fg-fga	pct	3fg-fga	pct	ft-fta	pct	off	def	tot	avg								
EAST CENTRAL UNIVERS	11/10/17	*	24	9-19	.474	0-2	.000	1-2	.500	10	9	19	19.0	2	3	1	0	0	19	19.0	
at Saint Mary's (CA)	11/13/17	*	32	5-9	.556	0-2	.000	1-2	.500	5	5	10	14.5	4	2	3	1	0	11	15.0	
NEW MEXICO	11/17/17	*	30	3-6	.500	0-1	.000	1-2	.500	6	10	16	15.0	2	2	2	0	1	7	12.3	
COLORADO STATE	11/22/17	*	19	4-7	.571	1-3	.333	0-0	.000	3	3	6	12.8	5	2	3	2	0	9	11.5	
UTEP	11/25/17	*	17	0-4	.000	0-2	.000	0-0	.000	1	6	7	11.6	4	4	2	0	0	0	9.2	
at UTEP	11/30/17	*	29	4-9	.444	0-0	.000	3-8	.375	2	11	13	11.8	0	1	3	0	1	11	9.5	
PRAIRIE VIEW A&M	12/03/17	*	32	9-13	.692	0-1	.000	0-0	.000	6	6	12	11.9	2	3	5	0	3	18	10.7	
Totals			7	183	34-67	.507	1-11	.091	6-14	.429	33	50	83	11.9	19	17	19	3	5	75	10.7

Games played: 7
Minutes/game: 26.1
Points/game: 10.7
FG Pct: 50.7
3FG Pct: 9.1
FT Pct: 42.9

Rebounds/game: 11.9
Assists/game: 2.4
Turnovers/game: 2.7
Assist/turnover ratio: 0.9
Steals/game: 0.7
Blocks/game: 0.4

J. JONES' CAREER STATISTICS

Season	gp-gs	min/avg	Total		3-Point		F-Throws		Rebounds				Scoring							
			fg-fga	pct	fg-fga	pct	ft-fta	pct	off	def	tot	avg	pf	fo	ast	to	blk	stl	pts	avg
2016-17	34-0	833/24.5	132-263	.502	5-22	.227	61-100	.610	98	189	287	8.4	92	3	103	70	25	37	330	9.7
2017-18	7-7	183/26.1	34-67	.507	1-11	.091	6-14	.429	33	50	83	11.9	19	1	17	19	3	5	75	10.7
TOTAL	41-7	1016/24.8	166-330	.503	6-33	.182	67-114	.588	131	239	370	9.0	111	4	120	89	28	42	405	9.9



11 WILKINS JOHNATHON

REDSHIRT SENIOR
FORWARD • 6-10 • 235
LILLE, FRANCE | LA LUMIERE HS

Stat	2017-18 Season High	Career High
Points	10, vs. UTEP, 11/25/17	15, vs. UMKC, 1/21/17
Rebounds	6, vs. East Central University, 11/10/17	10, vs. Chicago State, 2/4/17
Assists	3, 2x, Last vs. UTEP, 11/25/17	4, 2x, Last at Seattle U, 1/26/17
Blocks	2, vs. Prairie View A&M, 12/3/17	3, vs. UMKC, 3/10/17
Steals	1, vs. New Mexico, 11/17/17	2, vs. Seattle U, 2/12/15
FGs Made	4, 2x, Last vs. Prairie View A&M, 12/3/17	6, 3x, Last vs. UMKC, 1/21/17
FGs Attempted	7, 3x, Last vs. Prairie View A&M, 12/3/17	11, 2x, Last at Grand Canyon, 2/11/17
3FGs Made	2, vs. UTEP, 11/25/17	2, 2x, Last at Grand Canyon, 2/11/17
3FGs Attempted	3, 2x, Last vs. Prairie View A&M, 12/3/17	6, at Grand Canyon, 2/11/17
FTs Made	2, 2x, Last vs. San Diego, 12/6/17	7, at Oral Roberts, 12/13/14
FTs Attempted	2, 2x, Last vs. San Diego, 12/6/17	8, 4x, Last at UTEP, 12/13/16

2017-18 SEASON HIGHLIGHTS

- Opened the season with 6 points and 6 rebounds with three assists.
- Scored 4 points and pulled down 5 rebounds with 2 assists and a steal vs. UNM at home.
- Had 10 points on 4-of-7 shooting with 4 rebounds and 3 assists in win over UTEP at home.

2017-18 GAME-BY-GAME STATISTICS

Opponent	Date	gs	min	Total		3-Pointers		Free throws		Rebounds				pf	a	t/o	blk	stl	pts	avg	
				fg-fga	pct	3fg-fga	pct	ft-fta	pct	off	def	tot	avg								
EAST CENTRAL UNIVERS	11/10/17		19	3-7	.429	0-1	.000	0-0	.000	2	4	6	6.0	1	3	0	1	0	6	6.0	
at Saint Mary's (CA)	11/13/17	*	14	3-5	.600	1-1	1.000	0-0	.000	0	1	1	3.5	4	1	1	0	0	7	6.5	
NEW MEXICO	11/17/17	*	27	1-2	.500	0-0	.000	2-2	1.000	2	3	5	4.0	1	2	1	0	1	4	5.7	
COLORADO STATE	11/22/17	*	16	2-2	1.000	0-0	.000	0-0	.000	1	1	2	3.5	2	1	1	0	0	4	5.3	
UTEP	11/25/17	*	19	4-7	.571	2-3	.667	0-1	.000	2	2	4	3.6	3	3	3	0	0	10	6.2	
at UTEP	11/30/17	*	12	2-2	1.000	0-0	.000	0-0	.000	0	2	2	3.3	4	1	3	0	0	4	5.8	
PRAIRIE VIEW A&M	12/03/17	*	23	4-7	.571	1-3	.333	0-0	.000	1	2	3	3.3	2	1	0	2	0	9	6.3	
Totals			6	130	19-32	.594	4-8	.500	2-3	.667	8	15	23	3.3	17	12	9	3	1	44	6.3

Games played: 7
Minutes/game: 18.6
Points/game: 6.3
FG Pct: 59.4
3FG Pct: 50.0
FT Pct: 66.7

Rebounds/game: 3.3
Assists/game: 1.7
Turnovers/game: 1.3
Assist/turnover ratio: 1.3
Steals/game: 0.1
Blocks/game: 0.4

WILKIN'S CAREER STATISTICS

Season	gp-gs	min/avg	Total		3-Point		F-Throws		Rebounds				Scoring							
			fg-fga	pct	fg-fga	pct	ft-fta	pct	off	def	tot	avg	pf	fo	ast	to	blk	stl	pts	avg
2014-15	34-10	589/17.3	40-84	.476	0-1	.000	23-43	.535	44	40	84	2.5	61	1	22	33	11	9	103	3.0
2015-16	30-28	699/23.3	80-149	.537	2-4	.500	27-44	.614	47	63	110	3.7	67	1	36	41	15	6	189	6.3
2016-17	34-30	611/18.0	76-138	.551	11-31	.355	23-38	.605	46	55	101	3.0	100	4	33	47	29	9	186	5.5
2017-18	7-6	130/18.6	19-32	.594	4-8	.500	2-3	.667	8	15	23	3.3	17	0	12	9	3	1	44	6.3
TOTAL	105-74	2029/19.3	215-403	.533	17-44	.386	75-128	.586	145	173	318	3.0	245	6	103	130	58	25	522	5.0






Stat	2017-18 Season High	Career High
Points	18, at UTEP, 11/30/17	Same
Rebounds	4, vs. New Mexico, 11/17/17	5, vs. Illinois, 1/3/16
Assists	6, vs. East Central University, 11/10/17	7, at Rutgers, 2/13/16
Blocks	--	1, vs. South Carolina State, 12/27/15
Steals	2, 2x, Last vs. UTEP, 11/25/17	2, 4x, Last vs. UTEP, 11/25/17
FGs Made	7, at UTEP, 11/30/17	Same
FGs Attempted	12, vs. Prairie View A&M, 12/3/17	Same
3FGs Made	3, at #21/22 Saint Mary's, 11/13/17	3, at #21/22 Saint Mary's, 11/13/17
3FGs Attempted	6, 2x, Last vs. Prairie View A&M, 12/3/17	Same
FTs Made	2, at UTEP, 11/30/17	4, at Purdue, 1/21/16
FTs Attempted	3, vs. San Diego, 12/6/17	5, at Purdue, 1/21/16

HARRIS

AJ



REDSHIRT SOPHOMORE
GUARD - 5-9 - 170
DAYTON, OHIO | OHIO STATE

2017-18 SEASON HIGHLIGHTS

- Scored 12 points with 6 assists on 5-of-9 shooting in Aggie debut.
- Recorded a new season-high 13 points on 5-of-8 shooting (3-of-6 3FG) with 4 assists.
- Had 8 points on 3-of-5 shooting, including 2-of-4 from deep with 5 assists in win over Colorado State.
- Tallied a season and career-high 18 points on 7-of-8 shooting with 2 rebounds and 2 assists at UTEP.
- Dropped 17 points with 4 assists on 6-of-12 shooting in win vs. Prairie View A&M at home.

2017-18 GAME-BY-GAME STATISTICS

Opponent	Date	gs	min	Total		3-Pointers		Free throws		Rebounds				pf	a	t/o	blk	stl	pts	avg	
				fg-fga	pct	3fg-fga	pct	ft-fta	pct	off	def	tot	avg								
EAST CENTRAL UNIVERS	11/10/17	*	22	5-9	.556	2-4	.500	0-0	.000	1	1	2	2.0	2	6	2	0	2	12	12.0	
at Saint Mary's (CA)	11/13/17	*	32	5-8	.625	3-6	.500	0-0	.000	0	1	1	1.5	2	4	0	0	0	13	12.5	
NEW MEXICO	11/17/17	*	21	0-8	.000	0-3	.000	0-0	.000	1	3	4	2.3	4	2	2	0	1	0	8.3	
COLORADO STATE	11/22/17	*	29	3-5	.600	2-4	.500	0-0	.000	0	1	1	2.0	1	5	2	0	0	8	8.3	
UTEP	11/25/17	*	26	3-9	.333	1-5	.200	0-1	.000	0	1	1	1.8	3	3	2	0	2	7	8.0	
at UTEP	11/30/17	*	22	7-8	.875	2-2	1.000	2-2	1.000	0	2	2	1.8	1	2	2	0	0	18	9.7	
PRAIRIE VIEW A&M	12/03/17	*	31	6-12	.500	2-6	.333	3-4	.750	0	1	1	1.7	1	4	1	0	1	17	10.7	
Totals			7	183	29-59	.492	12-30	.400	5-7	.714	2	10	12	1.7	14	26	11	0	6	75	10.7

Games played: 7
Minutes/game: 26.1
Points/game: 10.7
FG Pct: 49.2
3FG Pct: 40.0
FT Pct: 71.4

Rebounds/game: 1.7
Assists/game: 3.7
Turnovers/game: 1.6
Assist/turnover ratio: 2.4
Steals/game: 0.9

HARRIS' CAREER STATISTICS

Season	gp-gs	min/avg	Total		3-Point		F-Throws		Rebounds				Scoring							
			fg-fga	pct	fg-fga	pct	ft-fta	pct	off	def	tot	avg	pf	fo	ast	to	blk	stl	pts	avg
2015-16	35-4	478/13.7	32-99	.323	16-49	.327	19-28	.679	2	33	35	1.0	40	0	59	36	1	12	99	2.8
2017-18	8-8	212/26.5	30-64	.469	12-34	.353	6-10	.600	2	10	12	1.7	17	0	29	12	0	7	78	9.8
TOTAL	43-12	690/16.0	62-163	.380	28/83	.337	25-38	.658	4	43	47	1.1	57	0	88	48	1	19	177	4.1



13 N'DIR SIDY

REDSHIRT JUNIOR
GUARD • 6-2 • 185
COSNE, BURGUNDY, FRANCE | WEST OAKS ACADEMY

Stat	2017-18 Season High	Career High
Points	16, vs. San Diego, 12/6/17	26, vs. Bethune-Cookman, 11/20/16
Rebounds	5, vs. New Mexico, 11/17/17	7, vs. Utah Valley, 2/6/16
Assists	3, at UTEP, 11/30/17	4, 3x. Last at #21/22 Saint Mary's, 11/13/17
Blocks	2, 2x. Last vs. Prairie View A&M, 12/3/17	2, 2x. Last at Colorado State, 11/13/16
Steals	2, vs. Prairie View A&M, 12/3/17	2, vs. Prairie View A&M, 12/3/17
FGs Made	6, vs. San Diego, 12/6/17	9, vs. Bethune-Cookman, 11/20/16
FGs Attempted	10, vs. New Mexico, 11/17/17	13, vs. Bethune-Cookman, 11/20/16
3FGs Made	3, 2x. Last vs. San Diego, 12/6/17	3, vs. Air Force, 11/30/16
3FGs Attempted	5, 4x. Last vs. San Diego, 12/6/17	6, at Colorado State, 11/13/16
FTs Made	4, vs. New Mexico, 11/17/17	8, vs. Long Beach State, 12/3/16
FTs Attempted	6, vs. New Mexico, 11/17/17	10, vs. Long Beach State, 12/3/16

2017-18 SEASON HIGHLIGHTS

- Recorded 4 points after missing 25 games last year due to a season-ending injury.
- Had 14 points with 5 rebounds, 2 assists, 2 blocks and a steal in win over New Mexico at home.
- Scored 9 points with 3 rebounds, 2 assists and a steal in win over Colorado State.
- Posted 13 points on 4-of-7 shooting, 3 of which from deep with four rebounds vs. UTEP.
- Tallied 10 points on 4-of-9 shooting with 4 rebounds and 3 assists in win at UTEP.

- Had a new season-high 16 points on 6-of-8 shooting, including 3-of-5 from 3, in loss to San Diego.

2017-18 GAME-BY-GAME STATISTICS

Opponent	Date	gs	min	Total		3-Pointers		Free throws		Rebounds				pf	a	t/o	blk	stl	pts	avg	
				fg-fga	pct	3fg-fga	pct	ft-fta	pct	off	def	tot	avg								
EAST CENTRAL UNIVERS	11/10/17	*	23	2-4	.500	0-2	.000	0-0	.000	0	4	4	4.0	2	0	2	0	0	4	4.0	
at Saint Mary's (CA)	11/13/17	*	30	3-7	.429	0-2	.000	0-0	.000	0	4	4	4.0	3	2	1	0	0	6	5.0	
NEW MEXICO	11/17/17	*	30	4-10	.400	2-5	.400	4-6	.667	3	2	5	4.3	2	2	2	2	1	14	8.0	
COLORADO STATE	11/22/17	*	26	3-8	.375	1-5	.200	2-2	1.000	1	2	3	4.0	3	2	2	0	1	9	8.3	
UTEP	11/25/17	*	30	4-7	.571	3-5	.600	2-2	1.000	1	3	4	4.0	2	1	2	0	1	13	9.2	
at UTEP	11/30/17	*	30	4-9	.444	2-4	.500	0-0	.000	2	2	4	4.0	2	3	2	0	0	10	9.3	
PRAIRIE VIEW A&M	12/03/17	*	34	3-6	.500	1-4	.250	1-4	.250	1	1	2	3.7	1	2	7	2	2	8	9.1	
Totals			7	203	23-51	.451	9-27	.333	9-14	.643	8	18	26	3.7	15	12	18	4	5	64	9.1

Games played: 7
Minutes/game: 29.0
Points/game: 9.1
FG Pct: 45.1
3FG Pct: 33.3
FT Pct: 64.3

Rebounds/game: 3.7
Assists/game: 1.7
Turnovers/game: 2.6
Assist/turnover ratio: 0.7
Steals/game: 0.7
Blocks/game: 0.6

N'DIR'S CAREER STATISTICS


Season	gp-gs	min/avg	Total		3-Point		F-Throws		Rebounds				Scoring							
			fg-fga	pct	fg-fga	pct	ft-fta	pct	off	def	tot	avg	pf	fo	ast	to	blk	stl	pts	avg
2015-16	28-0	307/11.0	34-83	.410	13-43	.302	27-36	.750	6	36	42	1.5	31	0	21	20	4	3	108	3.9
2016-17	9-9	257/28.6	38-77	.494	13-36	.361	34-45	.756	4	20	24	2.7	20	1	19	20	6	4	123	13.7
2017-18	7-7	203/29.0	23-51	.451	9-27	.333	9-14	.643	8	18	26	3.7	15	0	12	18	4	5	64	9.1
TOTAL	44-16	767/17.4	95-211	.450	35-106	.330	70-95	.737	18	74	92	2.1	66	1	52	58	14	12	295	6.7





Stat	2017-18 Season High	Career High
Points	--	11, vs. Air Force, 11/30/16
Rebounds	1, vs. East Central University, 11/10/17	3, 2x, Last vs. Seattle U, 2/25/17
Assists	1, 2x, Last vs. New Mexico 11/17/17	3 vs. Arizona Christian, 11/11/16
Blocks	--	--
Steals	--	1, 4x, Last vs. Seattle U, 2/25/17
FGs Made	0, 3x, Last vs. New Mexico, 11/17/17	3, vs. Air Force, 11/30/16
FGs Attempted	5, vs. East Central University, 11/10/17	5, vs. Seattle U, 2/25/17
3FGs Made	0, 3x, Last vs. New Mexico, 11/17/17	3, Air Force, 11/30/16
3FGs Attempted	4, vs. East Central University, 11/10/17	4, 4x, Last vs. East Central University, 11/10/17
FTs Made	--	4, New Mexico, 12/10/16
FTs Attempted	--	4, vs. New Mexico, 12/10/16

GARZA 15
JOE



SENIOR
GUARD • 6-0 • 185
LAS CRUCES, N.M. | LAS CRUCES HS

2017-18 SEASON HIGHLIGHTS

▪

2017-18 GAME-BY-GAME STATISTICS

Opponent	Date	gs	min	Total		3-Pointers		Free throws		Rebounds				pf	a	t/o	blk	stl	pts	avg
				fg-fga	pct	3fg-fga	pct	ft-fta	pct	off	def	tot	avg							
EAST CENTRAL UNIVERS	11/10/17		12	0-4	.000	0-4	.000	0-0	.000	0	1	1	1.0	3	0	1	0	0	0	0.0
at Saint Mary's (CA)	11/13/17		11	0-1	.000	0-1	.000	0-0	.000	0	0	0	0.5	0	1	0	0	0	0	0.0
NEW MEXICO	11/17/17		11	0-3	.000	0-2	.000	0-0	.000	0	0	0	0.3	1	1	0	0	0	0	0.0
COLORADO STATE	11/22/17		7	0-0	.000	0-0	.000	0-0	.000	0	1	1	0.5	2	0	1	0	0	0	0.0
PRAIRIE VIEW A&M	12/03/17		2	0-2	.000	0-2	.000	0-0	.000	0	0	0	0.4	2	0	0	0	0	0	0.0
Totals		0	43	0-10	.000	0-9	.000	0-0	.000	0	2	2	0.4	8	2	2	0	0	0	0.0

Games played: 5
Minutes/game: 8.6
FG Pct: 0.0
3FG Pct: 0.0

Rebounds/game: 0.4
Assists/game: 0.4
Turnovers/game: 0.4
Assist/turnover ratio: 1.0

GARZA'S CAREER STATISTICS

Season	gp-gs	min/avg	Total		3-Point		F-Throws		Rebounds				Scoring							
			fg-fga	pct	fg-fga	pct	ft-fta	pct	off	def	tot	avg	pf	fo	ast	to	blk	stl	pts	avg
2016-17	30-0	212/7.1	14-35	.400	10-25	.400	14-14	1.000	1	16	17	0.6	19	0	14	11	0	4	52	1.7
2017-18	5-0	43/8.6	0-10	.000	0-9	.000	0-0	.000	0	2	2	0.4	8	0	2	2	0	0	0	0.0
TOTAL	35-0	255/7.3	14-45	.311	10-34	.294	14-14	1.000	1	18	19	0.5	27	0	16	13	0	4	52	1.5



22 CHUHA
ELI

REDSHIRT SOPHOMORE
FORWARD • 6-7 • 228
REDLANDS, CALIF. | EAST VALLEY HS

Stat	Season High	Career High
Points	24, vs. Colorado State, 11/22/17	28, vs. UT Rio Grande Valley, 3/4/17
Rebounds	9, vs. San Diego, 12/6/17	14, 2x, Last vs. CSU Bakersfield, 1/14/17
Assists	1, 4x, Last vs. San Diego, 12/6/17	4, 2x, Last at Seattle U, 1/26/17
Blocks	2, vs. UTEP, 11/25/17	2, 3x, Last vs. UTEP, 11/25/17
Steals	1, 2x, Last vs. San Diego, 12/6/17	3, vs. Chicago State, 3/9/17
FGs Made	8, vs. Colorado State, 11/22/17	9, 2x, Last at Utah Valley, 1/28/17
FGs Attempted	12, at #21/22 Saint Mary's, 11/13/17	12, 3x, Last at Utah Valley, 1/28/17
3FGs Made	2, vs. Colorado State, 11/22/17	2, vs. Colorado State, 11/22/17
3FGs Attempted	4, vs. Colorado State, 11/22/17	4, vs. Colorado State, 11/22/17
FTs Made	6, vs. Colorado State, 11/22/17	14, vs. UT Rio Grande Valley, 3/4/17
FTs Attempted	8, 2x, Last vs. Colorado State, 11/22/17	18, vs. UT Rio Grande Valley, 3/4/17

2017-18 SEASON HIGHLIGHTS

- Scored 13 points with 6 rebounds in loss at #21/22 Saint Mary's.
- Chipped in with 13 points and seven rebounds, including 5-of-8 from the free-throw line, in win over New Mexico.
- Scored a season-high 24 points in 8-of-11 shooting and 6-of-8 from the free-throw line against Colorado State.
- Pulled down season-high 9 rebounds with 5 points in loss to San Diego at home.

2017-18 GAME-BY-GAME STATISTICS

Opponent	Date	gs	min	Total		3-Pointers		Free throws		Rebounds				pf	a	t/o	blk	stl	pts	avg
				fg-fga	pct	3fg-fga	pct	ft-fta	pct	off	def	tot	avg							
EAST CENTRAL UNIVERS	11/10/17	*	19	2-5	.400	0-0	.000	0-0	.000	3	1	4	4.0	2	1	1	0	0	4	4.0
at Saint Mary's (CA)	11/13/17		24	4-12	.333	1-3	.333	4-6	.667	1	5	6	5.0	3	0	1	0	0	13	8.5
NEW MEXICO	11/17/17		16	4-9	.444	0-1	.000	5-8	.625	5	2	7	5.7	4	0	2	0	0	13	10.0
COLORADO STATE	11/22/17		25	8-11	.727	2-4	.500	6-8	.750	0	4	4	5.3	1	1	0	0	1	24	13.5
UTEP	11/25/17		24	2-6	.333	1-2	.500	1-2	.500	4	3	7	5.6	4	0	2	2	0	6	12.0
at UTEP	11/30/17		13	0-3	.000	0-1	.000	3-4	.750	1	1	2	5.0	5	0	2	0	0	3	10.5
PRAIRIE VIEW A&M	12/03/17		17	1-2	.500	0-0	.000	3-5	.600	1	3	4	4.9	0	1	2	0	1	5	9.7
Totals		1	138	21-48	.438	4-11	.364	22-33	.667	15	19	34	4.9	19	3	10	2	2	68	9.7

Games played: 7
 Minutes/game: 19.7
 Points/game: 9.7
 FG Pct: 43.8
 3FG Pct: 36.4
 FT Pct: 66.7

Rebounds/game: 4.9
 Assists/game: 0.4
 Turnovers/game: 1.4
 Assist/turnover ratio: 0.3
 Steals/game: 0.3
 Blocks/game: 0.3

CHUHA'S CAREER STATISTICS

Season	gp-gs	min/avg	Total		3-Point		F-Throws		Rebounds				Scoring							
			fg-fga	pct	fg-fga	pct	ft-fta	pct	off	def	tot	avg	pf	fo	ast	to	blk	stl	pts	avg
2015-16	21-0	158/7.5	25-45	.556	1-6	.167	11-18	.611	15	28	43	2.0	21	0	9	21	3	5	62	3.0
2016-17	34-31	889/26.1	153-251	.610	1-5	.200	113-169	.669	123	179	302	8.9	74	2	38	55	12	19	420	12.4
2017-18	7-1	138/19.7	21-48	.438	4-11	.364	22-33	.667	15	19	34	4.9	19	1	3	10	2	2	68	9.7
TOTAL	62-32	1185/19.1	199-344	.578	6-22	.273	146-220	.664	153	226	379	6.1	114	3	50	86	17	26	550	8.9





Stat	Season High	Career High
Points	30, vs. Colorado State, 11/22/17	35, at UT Arlington, 11/12/16
Rebounds	8, 2x, Last vs. UTEP, 11/25/17	8, 3x, Last vs. UTEP, 11/25/17
Assists	2, 5x, Last vs. San Diego, 12/6/17	7, vs. Mississippi Valley State, 2/20/17
Blocks	1, at #21/22 Saint Mary's, 11/13/17	1, 1lx, Last at #21/22 Saint Mary's, 11/13/17
Steals	3, vs. East Central University, 11/10/17	4, 3x, Last vs. Alcorn State, 3/11/17
FGs Made	12, vs. Colorado State, 11/22/17	13, vs. Alcorn State, 3/11/17
FGs Attempted	18, vs. New Mexico, 11/17/17	25, at UT Arlington, 11/12/16
3FGs Made	4, vs. Colorado State, 11/22/17	5, 2x, Last at UT Arlington, 11/12/16
3FGs Attempted	7, 2x, Last vs. Colorado State, 11/22/17	14, at UT Arlington, 11/12/16
FTs Made	8, vs. New Mexico, 11/17/17	14, at Southern, 1/4/17
FTs Attempted	9, 2x, Last vs. New Mexico, 11/17/17	15, at Southern, 1/4/17

LOFTON 23
ZACH



GRADUATE
GUARD • 6-4 • 205
ST. PAUL, MINN. | TEXAS SOUTHERN

2017-18 SEASON HIGHLIGHTS

- Great Aggie debut, pouring in 25 points on 8-of-12 shooting with 6 rebounds and three steals.
- Scored 18 points on 6-of-11 shooting and 3-of-5 from downtown in loss at #21/22 Saint Mary's.
- Game-high 28 points on 9-of-18 shooting with 3 rebounds, 2 assists and a steal in win over UNM.
- Dropped 30 points on 12-of-15 shooting with 8 rebounds against Colorado State at home.
- Had 21 points on 8-of-14 shooting with 8 rebounds in win over Battle of I-10 rival UTEP.

2017-18 GAME-BY-GAME STATISTICS

Opponent	Date	gs	min	Total		3-Pointers		Free throws		Rebounds					pf	a	t/o	blk	stl	pts	avg
				fg-fga	pct	3fg-fga	pct	ft-fta	pct	off	def	tot	avg								
EAST CENTRAL UNIVERS	11/10/17	*	29	8-12	.667	3-5	.600	6-9	.667	2	4	6	6.0	3	2	1	0	3	25	25.0	
at Saint Mary's (CA)	11/13/17	*	25	6-11	.545	3-5	.600	3-3	1.000	0	2	2	4.0	2	0	1	1	0	18	21.5	
NEW MEXICO	11/17/17	*	28	9-18	.500	2-7	.286	8-9	.889	1	2	3	3.7	3	2	2	0	1	28	23.7	
COLORADO STATE	11/22/17	*	30	12-15	.800	4-7	.571	2-5	.400	1	7	8	4.8	4	0	2	0	0	30	25.3	
UTEP	11/25/17	*	35	8-14	.571	2-6	.333	3-6	.500	0	8	8	5.4	4	2	2	0	0	21	24.4	
at UTEP	11/30/17	*	29	2-6	.333	0-2	.000	2-2	1.000	1	4	5	5.3	2	1	2	0	0	6	21.3	
PRAIRIE VIEW A&M	12/03/17		18	1-5	.200	1-3	.333	2-2	1.000	0	1	1	4.7	4	2	1	0	0	5	19.0	
Totals			6	194	46-81	.568	15-35	.429	26-36	.722	5	28	33	4.7	22	9	11	1	4	133	19.0

Games played: 7
Minutes/game: 27.7
Points/game: 19.0
FG Pct: 56.8
3FG Pct: 42.9
FT Pct: 72.2

Rebounds/game: 4.7
Assists/game: 1.3
Turnovers/game: 1.6
Assist/turnover ratio: 0.8
Steals/game: 0.6
Blocks/game: 0.1

LOFTON'S CAREER STATISTICS

Season	gp-gs	min/avg	Total		3-Point		F-Throws		Rebounds				Scoring							
			fg-fga	pct	fg-fga	pct	ft-fta	pct	off	def	tot	avg	pf	fo	ast	to	blk	stl	pts	avg
2012-13	26-20	722/27.8	165-349	.473	49-141	.348	53-70	.757	39	60	99	3.8	51	0	68	32	7	41	432	16.6
2013-14	31-13	713/23.0	109-322	.339	50-171	.292	81-106	.764	20	73	93	3.0	46	1	46	46	2	31	349	11.3
2016-17	35-31	1,139/32.5	185-440	.420	33-128	.258	184-234	.786	30	105	135	3.9	99	6	86	81	10	47	587	16.8
2017-18	7-6	194/27.7	46-81	.568	15-35	.429	26-36	.722	6	26	32	4.6	22	0	9	11	1	4	133	19.0
TOTAL	99-68	2,768/28.0	505-1,192	.424	147-475	.309	342-444	.770	95	256	358	3.6	218	7	209	170	20	123	1,501	15.1



24 GORDON LESTON

JUNIOR
CENTER • 6-8 • 220
 TUNAPUNA, TRINIDAD & TOBAGO | LEE COLLEGE

Stat	2017-18 Season High	Career High
Points	2, at #21/22 Saint Mary's, 11/13/17	14, vs. Lone Star College-Kingwood, 11/16/16
Rebounds	2, vs. New Mexico, 11/17/17	13, at Coastal Bend, 2/17/16
Assists	--	2, 4x, Last vs. Baton Rouge, 12/17/16
Blocks	--	6, at Bossier Parish, 12/3/16
Steals	--	3, vs. Houston CC-Southwest, 11/7/15
FGs Made	1, at #21/22 Saint Mary's, 11/13/17	7, vs. Houston CC-Southwest, 11/7/15
FGs Attempted	2, vs. New Mexico, 11/17/17	8, 3x, Last vs. Lone Star College-Cy Fair, 11/21/16
3FGs Made	--	0, 3x, Last vs. Victoria College, 11/6/15
3FGs Attempted	--	1, 3x, Last vs. Victoria College, 11/6/15
FTs Made	--	4, vs. Lone Star College-Kingwood, 11/16/16
FTs Attempted	--	6, vs. Lone Star College-Kingwood, 11/16/16

2017-18 SEASON HIGHLIGHTS

- Made his Division I debut with the Aggies in the season-opener.
- Scored his first Division I basket at #21/22 Saint Mary's

2017-18 GAME-BY-GAME STATISTICS

Opponent	Date	gs	min	Total		3-Pointers		Free throws		Rebounds				pf	a	t/o	blk	stl	pts	avg
				fg-fga	pct	3fg-fga	pct	ft-fta	pct	off	def	tot	avg							
EAST CENTRAL UNIVERS	11/10/17	2		0-1	.000	0-0	.000	0-0	.000	0	1	1	1.0	0	0	0	0	0	0	0.0
at Saint Mary's (CA)	11/13/17	2		1-1	1.000	0-0	.000	0-0	.000	0	0	0	0.5	1	0	0	0	0	2	1.0
NEW MEXICO	11/17/17	1		0-2	.000	0-0	.000	0-0	.000	2	0	2	1.0	0	0	0	0	0	0	0.7
COLORADO STATE	11/22/17	1		0-0	.000	0-0	.000	0-0	.000	0	0	0	0.8	1	0	1	0	0	0	0.5
at UTEP	11/30/17	2		0-0	.000	0-0	.000	0-0	.000	0	0	0	0.6	0	0	0	0	0	0	0.4
Totals		0	8	1-4	.250	0-0	.000	0-0	.000	2	1	3	0.6	2	0	1	0	0	2	0.4

Games played: 5
 Minutes/game: 1.6
 Points/game: 0.4
 FG Pct: 25.0

Rebounds/game: 0.6
 Turnovers/game: 0.2

GORDON'S CAREER STATISTICS

Season	gp-gs	min/avg	Total		3-Point		F-Throws		Rebounds				Scoring							
			fg-fga	pct	fg-fga	pct	ft-fta	pct	off	def	tot	avg	pf	fo	ast	to	blk	stl	pts	avg
2015-16	29-16	138/4.8	43-82	.524	0-3	.000	9-19	.474	41	58	99	3.4	45	0	9	28	23	13	95	3.3
2016-17	30-20	253/8.4	39-82	.476	0-0	.000	23-35	.657	49	51	100	3.3	39	0	10	16	36	5	101	3.4
2017-18	5-0	8/1.6	1-4	.250	0-0	.000	0-0	.000	0	1	1	0.2	2	0	0	0	0	0	2	0.5
TOTAL	64-36	399/6.2	83-168	.494	0-3	.000	32-54	.593	90	110	200	3.1	86	0	19	44	59	18	198	3.1





Stat	2017-18 Season High	Career High
Points	8, 3x, Last vs. San Diego, 12/6/17	Same
Rebounds	8, vs. East Central University, 11/10/17	Same
Assists	2, vs. Colorado State, 11/22/17	Same
Blocks	1, vs. UTEP, 11/25/17	Same
Steals	1, 2x, Last vs. San Diego, 12/6/17	Same
FGs Made	4, 3x, Last vs. San Diego, 12/6/17	Same
FGs Attempted	5, vs. New Mexico, 11/17/17	Same
3FGs Made	--	--
3FGs Attempted	--	--
FTs Made	2, at #21/22 Saint Mary's, 11/13/17	Same
FTs Attempted	3, vs. UTEP, 11/25/17	Same

MCCANTS 33

JOHNNY



REDSHIRT FRESHMAN
FORWARD • 6-7 • 220
LAS CRUCES, N.M. | OÑATE HS

2017-18 SEASON HIGHLIGHTS

- Made collegiate debut with the Aggies, pulling down 8 rebounds to go with 2 points.
- Had a great game at home with 8 points on 4-of-5 shooting with 5 rebounds in win over New Mexico.
- Went perfect from the field vs. San Diego with a 4-for-4 night for 8 points and 3 rebounds.

2017-18 GAME-BY-GAME STATISTICS

Opponent	Date	gs	min	Total		3-Pointers		Free throws		Rebounds				pf	a	t/o	blk	stl	pts	avg
				fg-fga	pct	3fg-fga	pct	ft-fta	pct	off	def	tot	avg							
EAST CENTRAL UNIVERS	11/10/17		14	1-2	.500	0-0	.000	0-1	.000	3	5	8	8.0	1	1	1	0	0	2	2.0
at Saint Mary's (CA)	11/13/17		9	1-1	1.000	0-0	.000	2-2	1.000	0	1	1	4.5	0	0	0	0	0	4	3.0
NEW MEXICO	11/17/17		19	4-5	.800	0-0	.000	0-0	.000	2	3	5	4.7	1	1	1	0	0	8	4.7
COLORADO STATE	11/22/17		16	0-3	.000	0-0	.000	0-1	.000	1	3	4	4.5	2	2	0	0	0	0	3.5
UTEP	11/25/17		20	2-3	.667	0-0	.000	1-3	.333	1	6	7	5.0	2	1	0	1	0	5	3.8
at UTEP	11/30/17		22	4-4	1.000	0-0	.000	0-0	.000	1	4	5	5.0	2	0	4	0	1	8	4.5
PRAIRIE VIEW A&M	12/03/17		8	1-1	1.000	0-0	.000	0-0	.000	0	0	0	4.3	1	0	1	0	1	2	4.1
Totals		0	108	13-19	.684	0-0	.000	3-7	.429	8	22	30	4.3	9	5	7	1	2	29	4.1

Games played: 7
Minutes/game: 15.4
Points/game: 4.1
FG Pct: 68.4
FT Pct: 42.9

Rebounds/game: 4.3
Assists/game: 0.7
Turnovers/game: 1.0
Assist/turnover ratio: 0.7
Steals/game: 0.3
Blocks/game: 0.1


MCCANT'S CAREER STATISTICS

Season	gp-gs	min/avg	Total		3-Point		F-Throws		Rebounds				Scoring							
			fg-fga	pct	fg-fga	pct	ft-fta	pct	off	def	tot	avg	pf	fo	ast	to	blk	stl	pts	avg
2017-18	7-0	108/15.4	13-19	.684	0-0	.000	3-7	.429	8	22	30	4.3	9	0	5	7	1	2	29	4.1
TOTAL	7-0	108/15.4	13-19	.684	0-0	.000	3-7	.429	8	22	30	4.3	9	0	5	7	1	2	29	4.1




2017-18 NM STATE MEN'S BASKETBALL TV/RADIO ROSTER

0



Keyon Jones
Jr. - 6-1 - 200 - Guard

1



Shunn Buchanan
So. - 6-0 - 175 - Guard

2



Wayne Stewart
Jr. - 6-6 - 200 - Guard

3



Gabe Hadley
Fr. - 6-3 - 195 - Guard

5



Kortrijk Miles
Fr. - 6-4 - 175 - Guard

10



Jemerrio Jones
Sr. - 6-5 - 200 - Forward

11



Johnathon Wilkins
R Jr. - 6-10 - 235 - Forward

12




AJ Harris
RSo. - 5-9 - 170 - Guard

13



Sidy N'Dir
RSo. - 6-2 - 185 - Guard

15



Joe Garza
Jr. - 6-0 - 185 - Guard

22



Eli Chuha
RSo. - 6-7 - 225 - Forward

23



Zach Lofton
Gr. - 6-4 - 205 - Guard

24



LESTON GORDON
JR. - 6-8 - 220 - CENTER

35



JOHNNY MCCANTS
RFR. - 6-7 - 220 - FORWARD

GA



KEITH ROBERTS

GA



JOVAN AUSTIN

HC



CHRIS JANS

AHC



LOU GUDINO

AC



DAVID ANWAR

AC




JEFF MAILHOT

OPS



ANDY SCHMITT

VC



JORDAN SPERBER

