



THE UNIVERSITY OF NEW MEXICO

2017-18 MEN'S BASKETBALL

15 NCAA Tournament Appearances
WAC Champions: 1964, 1968, 1974, 1978, 1993, 1994, 1996
Six Mountain West Tournament Championships:
2005, 2009, 2010, 2012, 2013, 2014

2017-18 SCHEDULE

DATE	OPPONENT	TV	TIME (MT)
Oct. 27	BYU (Exhibition)	N/A	L, 79-73
Nov. 11	Northern N.M.	MWN	W, 147-76
Nov. 14	Omaha	MWN	W, 102-71
Nov. 17	at New Mexico State	AGGIEVISION	L, 75-56
Nov. 21	Tennessee Tech	MWN	L, 104-96

2017 Emerald Coast Classic, Niceville, Fla.

Nov. 24 vs. TCU CBSSN L, 69-67

Nov. 25 vs. Maryland ECC Web L, 80-65

2017 Mtn West/Missouri Valley Challenge

Nov. 29 Evansville AT&TSN W, 78-59

Dec. 2 at UTEP CUSA.tv L, 88-76

Dec. 6 at Colorado Pac-12 Net. L, 75-57

Dec. 9 New Mexico State ESPN3 L, 65-62

Dec. 16 #23 Arizona CBSSN L, 89-73

Dec. 19 Rice AT&TSN W, 78-69

Dec. 22 Prairie View AT&TSN W, 87-78

Dec. 27 Air Force* AT&TSN W, 87-58

Dec. 30 at Nevada* AT&TSN L, 77-74

Jan. 3 at (RV) Boise State* ESPN3 L, 90-62

Jan. 6 San José State* MWN W, 80-47

Jan. 10 Wyoming* MWN W, 75-66

Jan. 13 at Fresno State* ESPN3 L, 89-80

Jan. 17 at UNLV* ESPN3 W, 85-81

Jan. 20 San Diego State* CBSSN W, 79-75

Jan. 27 Colorado State* ESPN3 7 p.m.

Jan. 31 at Utah State* MWN 7 p.m.

Feb. 3 at San José State* AT&TSN/ROOT 4 p.m.

Feb. 6 Boise State* ESPNU 8 p.m.

Feb. 10 at Air Force* ESPN3 2 p.m.

Feb. 14 Utah State* MWN 7 p.m.

Feb. 20 at Wyoming* AT&TSN 7 p.m.

Feb. 25 UNLV* CBSSN 12 p.m.

Feb. 28 at Colorado State* AT&TSN 7 p.m.

Mar. 3 Fresno State* ESPN3 7 p.m.

2017 MW Championship (Hosted by UNLV)

Mar. 7 MW First Round TBA TBA

Mar. 8 MW Quarterfinals TBA TBA

Mar. 9 MW Semifinals TBA TBA

Mar. 10 MW Championship TBA TBA

Bold denotes home game at Dreamstyle Arena (15,411)

italics denotes tournament

*denotes Mountain West game

Game times listed are Mountain time and subject to change

Game 22: New Mexico vs Colorado State



New Mexico Lobos

Record: 10-11 (5-3 MW)
Conference: Mountain West
Head Coach: Paul Weir (York, '04)
Record at UNM: 10-11 (First Season)
Career Record: 38-17 (Second Season)



Colorado State Rams

Record: 10-12 (3-6 MW)
Conference: Mountain West
Head Coach: .. Larry Eustachy (Long Beach St., '79)
Record at CSU: 121-72 (Sixth Season)
Career Record: 523-330 (27th Season)

Media Information

Tip-Off: 7:02 p.m. MT
Location:.. Dreamstyle Arena - The Pit
..... Albuquerque, N.M.
Capacity: 15,411

Live TV: ESPN3
..... ESPN.com/watch
Play-By-Play Trey Bender
Analyst..... Richie Schueler

Radio: 770 KKOZ-AM
..... 94.5 FM
..... Lobo Radio Network
Play-By-Play Robert Portnoy
Analyst..... Hunter Greene

Live Stats: lobos.statbroadcast.com

Notes last updated: Jan. 26, 2018

ABOUT THE MATCHUP

- The Lobos enter Saturday night's contest coming off of a bye week, taking down San Diego State on Saturday, Jan. 20, in The Pit, 79-75. The game marked the second straight comeback victory for the Lobos after they also earned an 85-81 victory on the road at UNLV prior to the matchup against SDSU.
- Colorado State is riding a three-loss streak after kicking off conference play 3-3. Most recently, the Rams fell at San Diego State 97-78 on Wednesday.
- The Lobos lead the series with CSU 75-46 after splitting last season. In their last four meetings however, CSU is 3-1 including a victory in The Pit on Feb. 21, 2017.
- The Lobos have four players averaging in double figures in conference play including junior Anthony Mathis (15.3), freshman Makuach Maluach (13.4), senior Antino Jackson (13.3) and senior Joe Furstinger (12.3).
- In UNM's last five games, the Lobos have suited up just nine players and have gone 4-1 over those games.
- Colorado State is also led by four players in double figures in league play including junior Prentiss Nixon (18.1), redshirt-senior J.D. Paige (10.7), redshirt-sophomore Nico Carvacho (10.1) and redshirt-sophomore Anthony Bonner (10.1).

PROBABLE STARTERS (BASED ON LAST GAME)

Pos.	No.	Name	PPG	RPG	APG	Notable
G	3	Antino Jackson (Sr., 6-0)	10.4	2.1	3.8	42.9% FG, 41.6 % 3FG, 80 asts
F	5	Joe Furstinger (Sr. 6-9)	9.2	7.0	2.5	49.6% FG, 79.8% FT, 29 blocks
G/F	11	Jachai Simmons (Jr., 6-7)	3.5	1.9	0.8	39.2% FG, 14.8 mpg, 18 steals
F/C	15	Vladimir Pinchuk (So., 6-10)	3.7	2.8	0.1	63.8% FG, 16.2 mpg
G	32	Anthony Mathis (Jr., 6-3)	11.3	2.1	0.9	46.8% FG, 45.9% 3FG, 0.5 spg

OFF THE BENCH

Pos.	No.	Name	PPG	RPG	APG
G	1	Chris McNeal (Jr., 6-1)	10.1	2.1	2.9
G/F	2	Sam Logwood (Sr., 6-8)	12.9	4.9	1.5
G/F	10	Makuach Maluach (Fr., 6-5)	8.8	2.5	0.9
G/F	14	Dane Kuiper (Jr., 6-7)	6.6	3.5	1.7
G	31	Troy Simons (Jr., 6-3)	8.6	2.7	1.5
F	55	Connor MacDougall (Sr., 6-9)	N/A	N/A	N/A

Chelsea Pitvorec | Assistant Director of Athletic Communications

Email: cpitvorec@unm.edu | Cell: 352-422-2875

BY THE NUMBERS (MW)

2017-18 Stats through 1/26/18

Statistic	All Games - MW	MW Games
Scoring:	79.4 ppg - 3rd	77.8 - 5th
Scoring Defense:	75.3 ppg - 8th	72.9 - 4th
Scoring Margin:	+4.1 - 6th	+4.9 - 4th
Field Goal %:	.428 - 9th	.445 - 6th
Def. Field Goal %:	.471 - 11th	.478 - 10th
3-Point FG %:	.356 - 6th	.366 - 7th
Def. 3-Point FG %:	.365 - 8th	.354 - 3rd
Free Throw %:	.768 - 1st	.767 - 4th
Off. Rebounding%:	33.7 - 10th	32.5 - 9th
Def. Rebounding%:	37.8 - 10th	34.9 - 6th
Reb. Margin:	-4.0 rpg - 11th	-2.4 - 9th
Assists:	15.8 apg - 3rd	15.8 - T2nd
Turnover Margin:	+4.4 - 1st	+2.9 - 2nd
Asst/TO Ratio:	1.3 A/TO - 2nd	1.4 - 2nd
Steals:	7.3 spg - 1st	6.5 - 4th
Blocks:	2.8 bpg - 7th	2.5 - 9th

KENPOM.COM

Category	Offense	Defense	D-I Avg
Adj. Efficiency	108.6 93	103.8 161	104.1
Adj. Tempo	70.2 91		68.5
Avg. Poss. Length	16.9 121	16.7 70	17.2
Four Factors			
Effective FG%:	49.8 210	53.6 284	50.8
Turnover %:	16.8 51	22.1 32	18.9
Off. Reb. %:	27.5 221	31.3 271	29.0
FTA/FGA:	31.6 231	39.0 277	33.7
Miscellaneous Components			
3P%:	34.9 160	37.0 271	35.1
2P%:	47.4 263	52.7 271	49.8
FT%:	76.3 30	68.7 67	71.0
Block%:	13.1 341	6.9 277	9.4
Steal%:	8.0 93	9.1 140	8.8
Style Components			
3PA/FGA:	48.9 7	31.8 28	37.4
A/FGM:	57.6 66	50.4 126	52.8
Defensive Fingerprint:	Mostly Man		
Point Distribution (% of total points)			
3-Pointers:	41.4 13	26.3 316	31.4
2-Pointers:	39.1 348	53.7 50	49.6
Free Throws:	19.5 149	20.0 119	19.0
Strength of Schedule			
Components:	106.0 81	101.8 40	104.1
Overall:	+4.28 65		0.00
Non-conference:	+2.40 103		0.00
Personnel			
Bench Minutes:	41.2% 15		32.1%
Experience:	2.00 yrs 83		1.70
Minutes Continuity:	24.4% 325		48.7%
Average Height:	77.1" 128		76.8"

SCOUTING COLORADO STATE

Colorado State enters Saturday's game coming off of a 97-78 loss at San Diego State on Wednesday, capping a three-loss streak. The Rams look to be two players short when they come to Albuquerque as second-leading scorer J.D. Paige is reportedly out with a broken non-shooting hand and leading scorer Prentiss Nixon may also be out with a left ankle sprain, according to reports.

As a team, Colorado State scores 71.8 points per game, compared to 79.4 for UNM and allows 76.5 compared to 75.3 for the Lobos. They do, however, post a +2.1 rebounding margin compared to a -4.0 for UNM.

Standouts that should see the floor Saturday include senior Che Bob who ranks as CSU's next leading scorer with 9.9 ppg on the season and 7.0 rebounds per game, good for second on the team. Dominating the boards for CSU is redshirt-sophomore Nico Carvacho who averages 9.3 rebounds per game on the season, 11.9 in conference play.

STATS STACK UP

STATISTIC

	UNM	CSU
Scoring Offense	79.4	71.8
Scoring Defense	75.3	76.5
Scoring Margin	+4.1	-4.8
Field Goal Pct.	.428	.409
Field Goal Pct. Defense	.471	.453
3-Point FG Pct.	.356	.327
3-Point FG Pct. Defense	.365	.360
Free Throw Pct.	.768	.732
Rebounds per Game	33.7	37.9
Rebound Margin	-4.0	+2.1
Steals per game	7.3	6.1
Blocks per game	2.8	3.7
Assists per game	15.8	12.1
Turnovers per game	12.4	13.1
Turnover Margin	+4.4	+0.1
Assist/Turnover Ratio	1.3	0.9

SERIES HISTORY

The Lobos lead the series 75-46 dating back to December 20, 1940 when the teams first faced off in Denver. Last season, UNM split the series with the Rams, claiming a road victory on Jan. 14, 84-71, before falling at home on Feb. 21, 68-56.

In the last 20 meetings, UNM has won 15 and Colorado State has claimed just five. Three of those wins have come within the last four games as UNM is 1-3 over the last four meetings between the squads.

Full series history on page 5.

COACHES VS CANCER - SUITS AND SNEAKERS

Keep an eye on the feet of the UNM coaching staff on Saturday as the Lobos will be taking part in the Coaches vs Cancer Suits And Sneakers Week!

Coaches vs. Cancer Suits And Sneakers® Week (January 22-28, 2018) is a nationwide event that unites coaches across the country to raise funds and awareness about the fight against cancer, and promotes the American Cancer Society as a source of inspiration and hope for those facing cancer. While coaching games during the week, coaches wear sneakers with their game attire as a visible reminder about the importance of fighting cancer.

ANTINO JACKSON - MW PLAYER OF THE WEEK

Senior Antino Jackson earned the Lobos' first Mountain West Player of the Week honor this week leading UNM to a pair of comeback victories over UNLV (85-81) scoring 17 points on the road and against San Diego State at home, averaging 20.5 points per game while tallying 11 assists. On Saturday, he powered the Lobos to a 79-75 victory over SDSU in Dreamstyle Arena - The Pit with a career-high 24 points. His previous career-high was 23, which he achieved twice at Akron.



NEW MEXICO NOTES

With just 43 seconds left on the clock Saturday, Jackson turned a 6-0 Lobo run into a 9-0 run with a 3-pointer to take the first UNM lead since 13:39 in the first half. After SDSU tied it 75-75, Jackson hit the eventual game-winning jumper with 22 seconds left on the clock to put the Lobos back on top for good, 77-75. Jackson also finished Saturday's game vs SDSU without a single turnover.

WE'RE STREAKING!

The Lobos are currently riding a six-game home win streak heading into Saturday's game. This season, UNM is 9-3 inside Dreamstyle Arena- The Pit averaging 10,528 fans per game on the season, 10,644 in Mountain West play.

DOUBLE FIGURE STREAKS

Junior Anthony Mathis and freshman Makuach Maluach have been putting up some outstanding numbers, consistently over the last few weeks. Maluach, after scoring in double figures just twice on the year as of Jan. 3, has notched double digits over the last five straight games including a career-high 21 at Fresno State on Jan. 13.

Mathis has a similar story, though his extends to his previous seasons. In his first two seasons at UNM, Mathis averaged just 2.3 and 2.9 points per game before going off from behind the arc as a junior. He has accumulated a team-best 15 double-digit scoring games this season and has done so consistently over the last eight straight contests.

MATHIS - RANKED 22ND IN THE NATION

Junior Anthony Mathis is currently ranked 22nd in the country in 3-point field goal percentage, firing at a clip of 45.9 percent from behind the arc. He has hit a team-high 56 3-pointers on the season.

DOUBLE-DOUBLE MACHINE

Senior Joe Furstinger continues to defy expectations this season after posting his sixth double-double of the season, and of his career, on Saturday against San Diego State.

In his first 11 games of the season, Furstinger totaled 59 points. In the past 10, he has accumulated more than double that at 135. He has also posted double digits in nine of the last 10 games.

3-POINT FRENZY - 11TH IN THE NATION

The Lobos are currently 11th in the nation in total made 3-pointers and 13th in 3-pointers per game. So far this season, Lobos have scored 228 3-pointers. Food for thought: the Lobo record for most 3-pointers in a season is 301. At its current pace, UNM could break the record.

In addition, the Lobos have attempted 640 3-pointers so far this season and the program record for most 3-point attempts on a season is 782, set in 1993-94.

DON'T FOUL WITH US!

The Lobos boast the highest free-throw shooting percentage in the Mountain West among all games played this season - 76.8%. UNM is also ranked 19th in the country in free throw percentage.

MOUNTAIN WEST STANDINGS

Through 1/26/18

Place	School	MW	MW Pct.	Overall	Overall Pct.	Streak
1.	Nevada	7-1	0.875	18-4	0.818	L1
2.	Boise State	7-2	0.778	17-4	0.810	W1
3.	Fresno State	5-3	0.625	15-6	0.714	W3
	New Mexico	5-3	0.625	10-11	0.476	W2
5.	Wyoming	4-3	0.571	13-7	0.650	W2
6.	San Diego State	4-4	0.500	12-7	0.632	W1
7.	Utah State	4-5	0.444	11-11	0.500	W1
8.	UNLV	3-4	0.429	14-6	0.700	L1
9.	Colorado State	3-6	0.333	10-12	0.455	L3
10.	Air Force	2-5	0.286	8-11	0.421	L1
11.	San José State	0-8	0.000	3-16	0.158	L8

USA TODAY COACHES POLL

Week 11: As of 1-22-2018							
No.	School	Record	Pts.	1st	Prev.	Chg.	H/L
1	Villanova	18-1	798	31	1	0	1/6
2	Virginia	18-1	759	0	2	0	2/NR
3	Purdue	19-2	740	1	3	0	3/NR
4	Duke	17-2	707	0	5	1	1/6
5	Kansas	16-3	639	0	10	5	2/13
6	Michigan St	17-3	589	0	9	3	1/9
7	West Virginia	16-3	571	0	7	0	2/20
8	Xavier	18-3	566	0	12	4	4/20
9	Cincinnati	17-2	566	0	11	3	8/NR
10	North Carolina	16-4	517	0	14	4	4/18
11	Oklahoma	14-4	407	0	6	-5	6/NR
12	Arizona	16-4	403	0	17	5	4/NR
13	Ohio St	17-4	385	0	22	9	13/NR
14	Texas Tech	15-4	346	0	8	-6	8/NR
15	Gonzaga	17-4	288	0	13	-2	13/19
16	Wichita St.	15-4	280	0	4	-12	3/16
17	Clemson	16-3	275	0	18	1	17/NR
18	St. Mary's	19-2	217	0	27	9	18/NR
19	Auburn	17-2	190	0	20	1	19/NR
20	Arizona State	15-4	187	0	14	-6	4/NR
21	Tennessee	13-5	158	0	21	0	20/NR
22	Florida	14-5	136	0	33	11	5/NR
23	Rhode Island	15-3	107	0	31	8	23/NR
24	Miami-Florida	14-4	98	0	23	-1	7/24
25	Michigan	17-5	97	0	24	-124	NR

Others receiving votes: Kentucky 92; Nevada 90; Seton Hall 55; Louisville 45; Creighton 30; TCU 29; Providence 7; Alabama 6; Kansas State 6; Boise State 5; Middle Tennessee 4; New Mexico State 2; Florida State 2; Louisiana-Lafayette 1.

ASSOCIATED PRESS POLL

As of 1-22-2018				
No.	School	Record	Pts.	Prev. Rk.
1	Villanova (63)	18-1	1,623	1
2	Virginia (1)	18-1	1,537	2
3	Purdue (1)	19-2	1,499	3
4	Duke	17-2	1,439	5
5	Kansas	16-3	1,338	10
6	Michigan State	17-3	1,243	9
7	West Virginia	16-3	1,217	6
8	Xavier	18-3	1,180	11
9	Cincinnati	17-2	1,087	12
10	North Carolina	16-4	1,014	15
11	Arizona	16-4	974	14
12	Oklahoma	14-4	917	4
13	Ohio State	17-4	787	22
14	Texas Tech	15-4	763	8
15	Gonzaga	17-4	610	13
16	St. Mary's	19-2	571	NR
17	Wichita State	15-4	547	7
18	Clemson	16-3	474	20
19	Auburn	17-2	470	17
20	Florida	14-5	366	NR
21	Arizona State	15-4	353	16
22	Tennessee	13-5	260	21
23	Nevada	18-3	190	NR
24	Rhode Island	15-3	189	NR
25	Michigan	17-5	123	23

Others receiving votes: Miami 83, Louisville 81, TCU 45, Kentucky 38, Kansas State 35, Seton Hall 25, Creighton 20, Florida State 14, Houston 5, New Mexico State 4, Boise State 2, Providence 2.

MW PRESEASON POLL

Place	School (1st Place Votes)	Points
1.	Nevada (19)	257
2.	San Diego State (2)	229
3.	Boise State (2)	211
4.	Fresno State	188
5.	Colorado State	154
6.	UNLV (1)	138
7.	Wyoming	133
8.	Utah State	102
9.	New Mexico	93
10.	San José State	41
11.	Air Force	38

LOBOS RECORD WHEN ... OVERALL MW

Overall	10-11	5-3
At home	9-3	4-0
On the road	1-6	1-3
At neutral sites	0-2	0-0
After a win	5-4	-2
After a loss	4-7	2-1
In overtime	0-0	0-0
vs. ranked opponents	0-1	0-0
In Cherry jerseys	0-7	0-3
In Silver jerseys	0-0	0-0
In White jerseys	8-3	4-0
In Turquoise jerseys	2-1	1-0
Games decided by 1-4 points	2-3	2-1
Games decided by 5-9 points	3-2	1-1
Games decided by 10-19 points	1-5	0-0
Games decided by 20+ points	4-1	2-1
Leading at half	7-1	2-0
Trailing at half	2-10	2-3
Tied at half	1-0	1-0
Shooting 50% or better	2-1	1-1
Shooting between 40-49.9%	8-2	4-1
Shooting less than 40%	0-8	0-1
Opponent shoots 50% or better	1-7	0-2
Opponent shoots b/w 40-49.9%	4-3	3-1
Opponent shoots b/w 30-39.9%	5-1	2-0
Opponent shoots less than 30%	0-0	0-0
UNM higher FG%	5-0	2-0
Opponent higher FG%	5-11	3-3
FG% Tied	0-0	0-0
UNM outrebounds	5-2	1-1
Opponent outrebounds	4-9	3-2
Rebounds tied	1-0	1-0
UNM more made free throws	6-4	2-1
Opponent more made free throws	2-5	1-1
Made free throws tied	2-2	2-1
UNM 3FG% higher	9-3	5-1
Opponent 3FG% higher	1-8	0-2
3FG% tied	0-0	0-0
UNM has more fouls	4-7	2-3
Opponent has more fouls	5-1	2-0
Fouls are tied	1-3	1-0
UNM more turnovers	1-3	1-1
Opponent more turnovers	9-6	4-1
Turnovers tied	0-2	0-1
Scoring less than 50 points	0-0	0-0
Scoring 50-59 points	0-2	0-0
Scoring 60-69 points	0-4	0-1
Scoring 70-79 points	4-3	2-1
Scoring 80-89 points	4-1	3-1
Scoring 90-99 points	0-1	0-0
Scoring 100+ points	2-0	0-0
Allowing 40 points or less	0-0	0-0
Allowing 41-49 points	1-0	1-0
Allowing 50-59 points	2-0	1-0
Allowing 60-69 points	2-2	1-0
Allowing 70-79 points	4-3	1-1
Allowing 80-89 points	1-4	1-1
Allowing 90+ points	0-2	0-1
On Monday	0-0	0-0
On Tuesday	2-1	0-0
On Wednesday	4-2	3-1
On Thursday	0-0	0-0
On Friday	1-2	0-0
On Saturday	3-6	2-2
On Sunday	0-0	0-0
In November	3-4	0-0
In December	3-5	1-1
In January	4-2	4-2
In February	0-0	0-0
In March	0-0	0-0

THE NASTY NINE

In the last five games, just nine Lobos have suited up for competition, allowing for just four bench players, and have defied expectations. The Lobos have gone 4-1 over their last four games including a pair of exciting comeback victories over UNLV on the road and SDSU at home.

The eight scholarship players consist of seniors Joe Furstinger and Antino Jackson, juniors Jachai Simmons, Dane Kuiper, Chris McNeal and Anthony Mathis, as well as freshmen Makuach Maluach and Vladimir Pinchuk. Additionally, redshirt-junior and walkon Mike Mondragon saw minutes against San José State, UNLV and SDSU.

LINEUP MIXUP

The Lobos have featured 13 different lineups this season over 21 games. In press conferences and radio interviews, Coach Weir explained his method to this madness - so to speak - designating deflections and other statistics in the most recent game as the primary determining factor in this season's Lobo starters.

LOBOS IN THE NATION

The Lobos are performing well in many categories in comparison to the rest of the nation's teams. Here is a look at where the Lobos stack up nationally in key categories:

- 7th - 3-point field goals attempted (640)
- 10th - turnover margin (4.4)
- 11th - total 3-point field goals made (228)
- 13th - 3-point field goals made per game (10.9)
- 16th - turnovers forced (16.76)
- 19th - free-throw percentage (76.8)

LOBOS IN THE MOUNTAIN WEST

The Lobos are ranked highly in the Mountain West in several statistical categories, including 15 in the top five. Below are just a few of the top spots UNM holds in the MW:

- 1st - 3-point field goals attempted (640)
- 1st - free throw percentage (76.8)
- 1st - steals per game (7.3)
- 1st - 3-point field goals per game (10.9)
- 1st - total 3-pointers made (228)
- 1st - total steals (154)
- 1st - turnover margin (4.4)
- 1st - turnovers forced (16.76)

ABOUT THE 2017-18 LOBOS

The 2017-18 Lobos have just five returning student-athletes from the 2016-17 squad and feature an outstanding nine newcomers. Under first-year head coach Paul Weir, the Lobos look to improve on their 17-14 overall record last season, 10-8 in Mountain West play.

Top returners for the Lobos include lone regular starter Sam Logwood who averaged 7.3 points per game for a .449 field goal percentage and a .671 percentage from the free throw line. All four other Lobos to return to UNM this season played in at least 10 games, including junior Dane Kuiper who started 13 games, averaging 6.0 points per game.

NEW COACH, NEW ERA

At the helm of the Lobos in the 2016-17 season will be head coach Paul Weir, officially named the 21st head coach in UNM men's basketball history on April 11, 2017. Weir spent the last season with New Mexico State where he finished 28-6 and led NMSU to a WAC Tournament Championship and an NCAA appearance. Weir is the first basketball coach to serve as the head coach for both New Mexico DI institutions.

STARTERS AND RECORDS (in order of appearance)

McNeal	A. Jackson	Kuiper	Logwood	Furstinger	2-2
McNeal	Simons	Kuiper	Logwood	Furstinger	1-2
McNeal	Kuiper	Simmons	Logwood	Furstinger	0-1
McNeal	A. Jackson	Simons	Logwood	Furstinger	0-1
A. Jackson	Simons	Simmons	Maluach	Furstinger	0-1
A. Jackson	Kuiper	Simmons	Maluach	Furstinger	1-2
A. Jackson	Kuiper	Mathis	Maluach	Pinchuk	1-1
A. Jackson	Simons	Simmons	Pinchuk	Furstinger	1-0
McNeal	Kuiper	Simons	Maluach	Pinchuk	1-0
A. Jackson	Kuiper	Simmons	Pinchuk	Furstinger	0-1
A. Jackson	Kuiper	Mathis	Pinchuk	Furstinger	1-0
A. Jackson	Mathis	Simmons	Maluach	Pinchuk	1-0
A. Jackson	Mathis	Simmons	Furstinger	Pinchuk	1-0

BY THE NUMBERS

Here is what is returning and missing for the 2017-18 Lobos.

Stat	Returning	Lost	% Returning
Points	598	1,685	26%
Rebounds	312	759	29%
Assists	93	327	22%
Blocks	37	72	34%
Steals	54	135	29%
3-Pointers	39	106	27%
Free Throws	145	437	25%

LOBO TRANSFERS

Of the nine fresh faces to the UNM squad, the Lobos welcome in six new transfers, four of which will be eligible to compete in the 2017-18 season. Those that are eligible and will don the Lobo Cherry & Silver this season include junior Chris McNeal (Indian Hills), senior Antino Jackson (Akron), junior Jachai Simmons (Midland College) and junior Troy Simons (Polk State). The pair of transfers that will not see action this season is JaQuan Lyle (Ohio State) and Vance Jackson (UCONN) due to NCAA transfer rules.

LOBOS ON TV

The 2017-18 schedule includes many national and regional broadcasts of New Mexico basketball. The Lobos are currently slated for TV 22 times, including 13 of 16 Mountain West games. UNM had 22 of 26 UNM and MW controlled games selected for TV while three non-conference road games, at New Mexico State, at UTEP and at Colorado are expected to be broadcast as well. The Lobos will be on ATT SportsNet/ROOT eight times, on CBS Sports Network five times, ESPN3 five times, and ESPNU and the Mountain West Network on Stadium once. Additionally, two games (at UNLV on January 17 and January 27 at home against Colorado State) are flex games that will be either on ESPNU or ESPN3.

THERE'S NO PLACE LIKE HOME

After two years as WisePies Arena - The Pit, the famous home of Lobo basketball has been given a new name. While it will still be referred to as "The Pit," this season will be the first that the Lobos will compete in "Dreamstyle Arena" as part of an exciting \$10 million agreement for naming rights by Dreamstyle Remodeling of both of UNM's largest-capacity athletic venues. In addition to the official renaming of the Lobo basketball arena, the UNM football stadium, formerly referred to as "University Stadium" is now officially named "Dreamstyle Stadium."

In conjunction with the new name, The Pit was given a new floor this season, featuring both "New Mexico" and "The Pit" on the baselines, the new university interlocking UNM logo, fresh Mountain West logos customized in the Lobo cherry and silver, cherry free throw lines and dual Dreamstyle Arena logos on both sides of center court.

"The Pit" is nationally recognized as one of the top basketball venues. Need more evidence? How about Sports Illustrated ranking it as one of the top 20 sporting venues, of any sport, in the world for the 20th century. The Pit is truly a special place, and it has created an unparalleled environment for the New Mexico men's basketball program. Since the Mountain West conference began in 1999-2000, New Mexico has ranked in the top two in home attendance among MW teams in every year except one, including 12 seasons as the top-ranked MW team in overall attendance.

LOBOS FROM NEAR AND FAR

Just one Lobo on the 2017-18 roster hails from near as a New Mexico native, freshman Matt Vail. Of the remaining 13 players on the roster, two are from California (Joe Furstinger and Vance Jackson) and two more are from Indiana (Sam Logwood and JaQuan Lyle). That leaves nine players all from different states or countries.

The Lobo melting pot includes players from as close as Arizona (Connor McDougall) and Texas (Antino Jackson) and as far as Alaska (Dane Kuiper), New Jersey (Jachai Simmons), Oregon (Anthony Mathis), Pennsylvania (Troy Simons) and Tennessee (Chris McNeal).

Not only are the Lobos' home towns spread across the United States, but two come from overseas including freshmen Makuach Maluach from Sydney, Australia, and Vladimir Pinchuk from Schwelm, Germany.

SERIES HISTORY VS COLORADO STATE

New Mexico leads 75-46		
Home 49-13 (Pit 44-6), Road 24-32, Neutral 2-1		
12-20-40	Colorado State	53-39
1-5-52	New Mexico	64-63
1-12-52	Colorado State	85-60
1-3-53	Colorado State	85-66
1-16-53	New Mexico	72-56
1-2-54	Colorado State	77-51
1-16-54	Colorado State	67-82
1-14-55	Colorado State	81-59
2-19-55	New Mexico	70-65
1-6-56	Colorado State	67-52
2-24-56	Colorado State	75-67
1-5-57	New Mexico	70-62
2-23-57	Colorado State	78-54
1-11-58	Colorado State	77-58
1-25-58	Colorado State	48-41
1-24-59	Colorado State	67-56
2-13-59	Colorado State	74-55
1-9-60	Colorado State	88-67
1-23-60	Colorado State	77-63
1-21-61	Colorado State	60-53
2-10-61	Colorado State	90-61
1-5-62	Colorado State	67-61
1-20-62	Colorado State	74-58
12-20-62	New Mexico	56-46
12-6-63	New Mexico	55-53
12-30-66	New Mexico	64-49
1-10-70	Colorado State	79-62
2-12-70	Colorado State	64-57
1-30-71	Colorado State	79-71
2-25-71	Colorado State	68-67
1-7-72	Colorado State	93-65
2-12-72	New Mexico	77-75 (OT)
1-27-73	Colorado State	76-67
2-22-73	New Mexico	93-72
1-26-74	New Mexico	54-49
2-22-74	New Mexico	67-65
1-11-75	New Mexico	85-70
2-14-75	Colorado State	58-53
1-9-76	New Mexico	80-71
2-14-76	New Mexico	84-75
2-3-77	New Mexico	73-64
3-5-77	Colorado State	78-64
2-4-78	New Mexico	91-82
3-2-78	New Mexico	111-88
1-18-79	New Mexico	94-76
2-17-79	New Mexico	77-59
1-12-80	Colorado State	82-68
2-7-80	New Mexico	80-79 (OT)
1-9-81	New Mexico	80-75
2-14-81	New Mexico	68-51
1-29-82	New Mexico	67-58
2-13-82	New Mexico	64-62
1-13-83	New Mexico	68-58
2-12-83	Colorado State	85-70
1-21-84	New Mexico	55-47
2-18-84	New Mexico	61-50
1-28-85	New Mexico	44-42
2-2-85	Colorado State	62-54
3-6-85	New Mexico	62-56
1-11-86	Colorado State	65-58
1-24-86	New Mexico	64-51
1-24-87	New Mexico	75-54
2-21-87	New Mexico	62-61
3-5-87	New Mexico	92-77
2-1-88	New Mexico	60-51
2-18-88	Colorado State	61-60
1-12-89	Colorado State	64-62
1-26-89	New Mexico	65-62 (OT)
1-6-90	New Mexico	63-61
2-8-90	Colorado State	75-71
1-3-91	New Mexico	54-46
2-7-91	Colorado State	66-61
2-8-92	New Mexico	61-47
2-27-92	New Mexico	60-56
1-21-93	Colorado State	67-65 (OT)
2-11-93	Colorado State	67-50
1-20-94	Colorado State	72-70
2-12-94	New Mexico	82-59
1-12-95	New Mexico	71-68
2-16-95	New Mexico	91-74
1-15-96	New Mexico	67-65
2-19-96	New Mexico	78-66
1-12-98	New Mexico	78-64
2-7-98	New Mexico	77-62
1-10-00	New Mexico	71-70
3-2-00	New Mexico	76-68
1-27-01	New Mexico	72-71 (ot)
2-24-01	New Mexico	54-51
3-8-01	New Mexico	76-65
1-28-02	New Mexico	70-64
2-23-02	New Mexico	72-60
1-13-03	Colorado State	74-58
2-17-03	New Mexico	82-72
2-7-04	New Mexico	63-51
3-6-04	Colorado State	76-66
2-5-05	New Mexico	55-47
3-5-05	New Mexico	72-61
1-7-06	New Mexico	83-75
2-8-06	New Mexico	80-78
1-6-07	Colorado State	88-79
2-3-07	New Mexico	70-66
2-5-08	New Mexico	91-51
3-8-08	New Mexico	71-52
1-28-09	New Mexico	68-50
2-28-09	New Mexico	81-79 (2OT)
1-23-10	New Mexico	82-52
2-23-10	New Mexico	72-66
1-12-11	New Mexico	68-61
2-12-11	Colorado State	68-62
3-10-11	New Mexico	67-61
1-25-12	New Mexico	85-52
2-21-12	Colorado State	71-63
1-23-13	New Mexico	66-61
2-23-13	New Mexico	91-82
1-4-14	New Mexico	80-73
1-25-14	New Mexico	68-66
1-3-15	New Mexico	66-53
2-10-15	Colorado State	70-63
2-23-16	Colorado State	86-59
1-14-17	New Mexico	84-71
2-21-17	Colorado State	68-56

THE 2017-18 NEW MEXICO LOBOS

NUMERICAL ROSTER

#	NAME	HT	WT	POS	YR	EXP.	HOMETOWN (LAST SCHOOL/TEAM)
0	Matt Vail	5-10	145	G	Fr.	HS	Grants, N.M. (Grants HS)
1	Chris McNeal	6-1	185	G	Jr.	TR	Jackson, Tenn. (Indian Hills)
2	Sam Logwood	6-8	215	G/F	Sr.	3L	Indianapolis, Ind. (La Lumiere HS)
3	Antino Jackson	6-0	170	G	Sr.	TR	Houston, Texas (Akron)
4	Mike Mondragon	6-3	210	G	R-Jr.	HS	Taos, N.M. (Highland HS)
5	Joe Furstinger	6-9	230	F	Sr.	3L	Rancho Santa Margarita, Calif. (Santa Margarita Cath. HS)
10	Makuach Maluach	6-5	190	G/F	Fr.	HS	Sydney, Australia (Newington College)
11	Jachai Simmons	6-7	180	G/F	Jr.	TR	Plainfield, N.J. (Midland College)
13	JaQuan Lyle	6-5	210	G	Jr.	TR	Evansville, Ind. (Ohio State)
14	Dane Kuiper	6-7	200	G/F	Jr.	2L	Wasilla, Alaska (Corona del Sol HS (Ariz.))
15	Vladimir Pinchuk	6-10	230	F/C	Fr.	HS	Schwelm, Germany (Maerischies Gym. Schwelm)
22	Vance Jackson	6-9	235	F	So.	TR	Los Angeles, Calif. (UConn)
31	Troy Simons	6-3	195	G	Jr.	TR	Pittsburgh, Penn. (Polk State)
32	Anthony Mathis	6-3	175	G	Jr.	2L	West Linn, Ore. (West Linn HS)
55	Connor MacDougall	6-9	240	F	Sr.	1L	Tempe, Ariz. (South Mountain CC)

ALPHABETICAL ROSTER

#	NAME	HT	WT	POS	YR	EXP.	HOMETOWN (LAST SCHOOL/TEAM)
5	Joe Furstinger	6-9	230	F	Sr.	3L	Rancho Santa Margarita, Calif. (Santa Margarita Cath. HS)
3	Antino Jackson	6-0	170	G	Sr.	TR	Houston, Texas (Akron)
22	Vance Jackson	6-9	235	F	So.	TR	Los Angeles, Calif. (UConn)
14	Dane Kuiper	6-7	200	G/F	Jr.	2L	Wasilla, Alaska (Corona del Sol HS (Ariz.))
2	Sam Logwood	6-8	215	G/F	Sr.	3L	Indianapolis, Ind. (La Lumiere HS)
13	JaQuan Lyle	6-5	210	G	Jr.	TR	Evansville, Ind. (Ohio State)
55	Connor MacDougall	6-9	240	F	Sr.	1L	Tempe, Ariz. (South Mountain CC)
10	Makuach Maluach	6-5	190	G/F	Fr.	HS	Sydney, Australia (Newington College)
32	Anthony Mathis	6-3	175	G	Jr.	2L	West Linn, Ore. (West Linn HS)
1	Chris McNeal	6-1	185	G	Jr.	TR	Jackson, Tenn. (Indian Hills)
4	Mike Mondragon	6-3	210	G	R-Jr.	HS	Taos, N.M. (Highland HS)
15	Vladimir Pinchuk	6-10	230	F/C	Fr.	HS	Schwelm, Germany (Maerischies Gym. Schwelm)
11	Jachai Simmons	6-7	180	G/F	Jr.	TR	Plainfield, N.J. (Midland College)
31	Troy Simons	6-3	195	G	Jr.	TR	Pittsburgh, Penn. (Polk State)
0	Matt Vail	5-10	145	G	Fr.	HS	Grants, N.M. (Grants HS)

STARTERS RETURNING (1)

No.	Name	Pos.	GP-GS	Pts.	Reb.	Ast.	FG%	FT%
2	Sam Logwood	G/F	30-18	7.3	3.5	1.1	.449	.671

OTHER LETTERWINNERS RETURNING (4)

No.	Name	Pos.	GP-GS	Pts.	Reb.	Ast.	FG%	FT%
5	Joe Furstinger	F	26-5	3.3	2.9	0.6	.528	.721
14	Dane Kuiper	G/F	26-13	6.0	2.7	1.3	.435	.783
32	Anthony Mathis	G	10-0	2.9	1.0	0.8	.400	1.000
55	Connor MacDougall	F	27-0	4.0	1.9	0.1	.471	.815

STARTERS LOST (4)

No.	Name	GP-GS	Pts.	Reb.	Ast.	FG%	FT%
4	Elijah Brown	31-27	18.8	5.2	3.1	.379	.827
5	Jalen Harris	31-18	4.5	1.8	2.3	.439	.745
11	Obij Aget	31-28	5.9	4.1	0.4	.609	.700
32	Tim Williams	22-21	17.4	6.9	1.5	.562	.692

OTHER LETTERWINNERS LOST (5) NEWCOMERS (9)

No.	Name	No.	Name	Pos.	Exp.
1	Aher Uguak	0	Matt Vail	G	HS
3	Jordan Hunter	1	Chris McNeal	G	TR
21	Xavier Adams	3	Antino Jackson	G	TR
24	Damien Jefferson	10	Makuach Malauch	G/F	HS
30	Adam Cumber	11	Jachai Simmons	G/F	TR
		13	JaQuan Lyle	G	TR
		15	Vladimir Pinchuk	F/C	HS
		22	Vance Jackson	F	TR
		31	Troy Simons	G	TR

PRONUNCIATION GUIDE

3	ANTINO Jackson	ANT-uh-no
4	Mike MONDRAGON	..	mahn-dra-GONE (like cone)
5	Joe FURSTINGER	FUR-sting-er
10	MAKUACH MALUACH	...	muh-KWATCH mal-WATCH
11	JACHAI Simmons	juh-KIE SIMM-uns
13	JAQUAN Lyle	JAY-qwan
14	Dane KUIPER	KIE-pur
31	Troy SIMONS	SIGH-muns
55	Connor MACDOUGALL	MACK-doo-gull

BY ELIGIBILITY

Seniors (4)

2	Sam Logwood	G/F
3	Antino Jackson	G
5	Joe Furstinger	F
55	Connor MacDougall	F

Juniors (6)

1	Chris McNeal	G
11	Jachai Simmons	G/F
13	JaQuan Lyle	G
14	Dane Kuiper	G/F
31	Troy Simons	Jr.
32	Anthony Mathis	Jr.

Sophomores (1)

22	Vance Jackson	F
----	---------------	-------	---

Freshmen (3)

0	Matt Vail	G
10	Makuach Maluach	G/F
15	Vladimir Pinchuk	F/C

HOME STATE/COUNTRY

Alaska (1)

14	Dane Kuiper	G/F
----	-------------	-------	-----

Arizona (1)

55	Connor MacDougall	F
----	-------------------	-------	---

California (2)

5	Joe Furstinger	F
22	Vance Jackson	F

Indiana (2)

2	Sam Logwood	G/F
13	JaQuan Lyle	G

New Jersey (1)

11	Jachai Simmons	G/F
----	----------------	-------	-----

New Mexico (2)

0	Matt Vail	G
4	Mike Mondragon	G

Oregon (1)

32	Anthony Mathis	G
----	----------------	-------	---

Pennsylvania (1)

31	Troy Simons	G
----	-------------	-------	---

Tennessee (1)

1	Chris McNeal	G
---	--------------	-------	---

Texas (1)

3	Antino Jackson	G
---	----------------	-------	---

Australia (1)

10	Makuach Maluach	G/F
----	-----------------	-------	-----

Germany (1)

15	Vladimir Pinchuk	F/C
----	------------------	-------	-----



Paul Weir

21st Head Coach in UNM Program History
Career Record: 38-17

NOTEWORTHY :

- Named the 21st head coach in program history on April 11, 2017
- Spent last season at New Mexico State, finishing 28-6
- First basketball coach to serve as head coach for both New Mexico DI Institutions
- Led NMSU to WAC Tournament Championship and NCAA Appearance
- Married to Alma Weir and has one son, Theodore

COACHING EXPERIENCE

Head Coach:

New Mexico (2017-present) (10-11)

New Mexico State (2016-17) (28-6)

Associate Head Coach:

New Mexico State (2007-16)

Director of Basketball Operations:

University of Iowa (2005-07)

Assistant Coach:

Northwestern State (La.) (2004-05)

ALMA MATER

York (2004)

TWITTER

Follow @Paul_Weir1

MORE NOTES ON COACH WEIR

- Weir's 28 wins in 2016-17 were the most in Division I for first-year head coaches
- His 28-6 record as a first-year head coach tied for the 10th-most wins by a Division I head coach in NCAA history
- Among those 28 wins was a NMSU school record 20-game winning streak that was at the time the longest in the nation
- Has three master's degrees in health and human performance, sports psychology and business administration. Currently working on his doctorate
- Played at York University and became starting point-guard for the Lions as a freshman
- Weir came to NM State in 2007 after two seasons as the director of basketball operations at Iowa, where he served under former Lobo head coach Steve Alford

WHAT THEY ARE SAYING ABOUT PAUL WEIR

"New Mexico got a guy in Paul Weir that has paid his dues, and immediately showed he can get things done as the head coach. This hire makes sense because Weir knows the landscape and the expectations at UNM. He's a guy who can coach, recruit and connect with players. That's rare these days." - **Jeff Goodman, ESPN**

"Paul Weir handled the transition from assistant coach to head coach about as smoothly as it can be handled -- winning 28 games in his first year after being promoted at New Mexico State. It was similar to what Brad Stevens did immediately after being promoted at Butler. So the Lobos have hired an accomplished coach with a great reputation." - **Gary Parrish, CBS Sports**

2017-18 SEASON STATISTICS

RECORD:	OVERALL	HOME	AWAY	NEUTRAL
ALL GAMES	10-11	9-3	1-6	0-2
CONFERENCE	5-3	4-0	1-3	0-0
NON-CONFERENCE	5-8	5-3	0-3	0-2

#	Player	gp-gs	min	avg	Total		3-Point		F-Throw		Rebounds				pf	dq	a	to	blk	stl	pts	avg
					fg-fga	fg%	3fg-fga	3fg%	ft-fa	ft%	off	def	tot	avg								
32	MATHIS, Anthony	21-5	416	19.8	74-158	.468	56-122	.459	33-39	.846	9	35	44	2.1	49	3	18	10	2	10	237	11.3
03	JACKSON, Antino	21-16	483	23.0	75-175	.429	47-113	.416	21-29	.724	6	38	44	2.1	45	1	80	46	0	27	218	10.4
01	McNEAL, Chris	21-10	542	25.8	67-184	.364	38-121	.314	41-56	.732	4	41	45	2.1	33	0	61	42	0	12	213	10.1
05	FURSTINGER, Joe	21-17	555	26.4	62-125	.496	3-21	.143	67-84	.798	32	115	147	7.0	66	2	52	32	29	14	194	9.2
02	LOGWOOD, Sam	15-9	372	24.8	69-155	.445	2-7	.286	53-65	.815	30	44	74	4.9	35	0	22	37	0	7	193	12.9
10	MALUACH, Makuach	21-8	377	18.0	66-121	.545	14-37	.378	38-45	.844	24	29	53	2.5	42	2	19	25	6	11	184	8.8
14	KUIPER, Dane	21-16	456	21.7	43-124	.347	30-88	.341	22-27	.815	14	59	73	3.5	51	1	36	17	4	21	138	6.6
31	SIMONS, Troy	16-7	338	21.1	46-149	.309	26-93	.280	20-25	.800	23	20	43	2.7	36	3	24	18	3	32	138	8.6
15	PINCHUK, Vladimir	21-8	340	16.2	30-47	.638	0-0	.000	17-34	.500	19	40	59	2.8	40	1	3	12	8	2	77	3.7
11	SIMMONS, Jachai	21-9	311	14.8	29-74	.392	12-38	.316	3-6	.500	14	26	40	1.9	26	0	16	13	7	18	73	3.5
04	MONDRAGON, Mike	5-0	10	2.0	1-1	1.000	0-0	.000	0-0	.000	0	0	0	0.0	1	0	1	2	0	0	2	0.4
Team											49	37	86				6					
Total.....		21	4200		562-1313	.428	228-640	.356	315-410	.768	224	484	708	33.7	424	13	332	260	59	154	1667	79.4
Opponents.....		21	4200		562-1194	.471	138-378	.365	319-462	.690	219	574	793	37.8	410	-	286	352	82	128	1581	75.3

TEAM STATISTICS	NM	OPP
SCORING	1667	1581
Points per game	79.4	75.3
Scoring margin	+4.1	-
FIELD GOALS-ATT	562-1313	562-1194
Field goal pct	.428	.471
3 POINT FG-ATT	228-640	138-378
3-point FG pct	.356	.365
3-pt FG made per game	10.9	6.6
FREE THROWS-ATT	315-410	319-462
Free throw pct	.768	.690
F-Throws made per game	15.0	15.2
REBOUNDS	708	793
Rebounds per game	33.7	37.8
Rebounding margin	-4.0	-
ASSISTS	332	286
Assists per game	15.8	13.6
TURNOVERS	260	352
Turnovers per game	12.4	16.8
Turnover margin	+4.4	-
Assist/turnover ratio	1.3	0.8
STEALS	154	128
Steals per game	7.3	6.1
BLOCKS	59	82
Blocks per game	2.8	3.9
ATTENDANCE	126332	55970
Home games-Avg/Game	12-10528	7-7674
Neutral site-Avg/Game	-	2-1125

Score by Periods	1st	2nd	Totals
New Mexico	781	886	1667
Opponents	794	787	1581

Date	Opponent	Score	Att.
11/11/17	NORTHERN NEW MEXICO	w 147-76	10695
11/14/17	NEBRASKA-OMAHA	w 103-71	9601
11/17/17	at New Mexico State	L 56-75	6839
11/21/17	TENNESSEE TECH	L 96-104	9703
11/24/17	vs TCU	L 67-69	1000
11/25/17	vs Maryland	L 65-80	1250
11/29/17	EVANSVILLE	w 78-59	8943
12/2/17	at UTEP	L 76-88	6394
12/6/17	at Colorado	L 57-75	6610
12/9/17	NEW MEXICO STATE	L 62-65	12768
12/16/17	ARIZONA	L 73-89	13207
12/19/17	RICE	w 78-69	9415
12/22/17	PRAIRIE VIEW A&M	w 87-78	9423
* 12/27/17	AIR FORCE	w 87-58	10514
* 12/30/17	at Nevada	L 74-77	9530
* 01/03/18	at Boise State	L 62-90	7557
* 1/6/18	SAN JOSE STATE	w 80-47	10799
* 1/10/18	WYOMING	w 75-66	9846
* 01/13/18	at Fresno State	L 80-89	6244
* 01/17/18	at UNLV	w 85-81	10546
* 1/20/18	SAN DIEGO STATE	w 79-75	11418
* 01/27/18	COLORADO STATE	8 p.m.	
* 01/31/18	at Utah State	7 p.m.	
* 02/03/18	at San José State	4 p.m.	
* 02/06/18	BOISE STATE	8 p.m.	
* 02/10/18	at Air Force	2 p.m.	
* 02/14/18	UTAH STATE	7 p.m.	
* 02/20/18	at Wyoming	7 p.m.	
* 02/25/18	UNLV	12 p.m.	
* 02/28/18	at Colorado State	7 p.m.	
* 03/03/18	FRESNO STATE	7 p.m.	

* - Conference game

2017-18 CONFERENCE STATISTICS

RECORD:	OVERALL	HOME	AWAY	NEUTRAL
ALL GAMES	5-3	4-0	1-3	0-0
CONFERENCE	5-3	4-0	1-3	0-0
NON-CONFERENCE	0-0	0-0	0-0	0-0

#	Player	gp-gs	min	avg	Total		3-Point		F-Throw		Rebounds				pf	dq	a	to	blk	stl	pts	avg
					fg-fga	fg%	3fg-fga	3fg%	ft-fa	ft%	off	def	tot	avg								
32	MATHIS, Anthony	8-4	197	24.6	38-80	.475	27-57	.474	19-21	.905	6	20	26	3.3	18	1	5	2	1	4	122	15.3
10	MALUACH, Makuach	8-5	185	23.1	37-70	.529	8-21	.381	25-28	.893	10	14	24	3.0	24	2	9	7	1	4	107	13.4
03	JACKSON, Antino	8-7	215	26.9	37-70	.529	23-44	.523	9-10	.900	4	12	16	2.0	18	1	44	21	0	15	106	13.3
05	FURSTINGER, Joe	8-5	250	31.3	33-59	.559	2-6	.333	30-43	.698	16	58	74	9.3	27	1	25	14	10	8	98	12.3
01	McNEAL, Chris	8-1	179	22.4	18-60	.300	8-38	.211	12-17	.706	0	14	14	1.8	11	0	23	13	0	1	56	7.0
14	KUIPER, Dane	8-6	197	24.6	14-47	.298	9-34	.265	5-7	.714	4	22	26	3.3	18	0	12	7	2	9	42	5.3
11	SIMMONS, Jachai	8-5	128	16.0	10-23	.435	6-14	.429	2-3	.667	7	14	21	2.6	11	0	3	3	2	8	28	3.5
02	LOGWOOD, Sam	3-0	70	23.3	10-26	.385	1-2	.500	7-8	.875	3	8	11	3.7	5	0	0	7	0	0	28	9.3
15	PINCHUK, Vladimir	8-6	120	15.0	8-12	.667	0-0	.000	6-13	.462	6	12	18	2.3	12	0	1	4	4	0	22	2.8
31	SIMONS, Troy	3-1	52	17.3	5-26	.192	1-16	.063	0-0	.000	1	1	2	0.7	8	1	3	3	0	3	11	3.7
04	MONDRAGON, Mike	3-0	7	2.3	1-1	1.000	0-0	.000	0-0	.000	0	0	0	0.0	1	0	1	2	0	0	2	0.7
Team											17	11	28					4				
Total.....		8	1600		211-474	.445	85-232	.366	115-150	.767	74	186	260	32.5	153	6	126	87	20	52	622	77.8
Opponents.....		8	1600		214-448	.478	45-127	.354	110-166	.663	75	204	279	34.9	150	-	104	110	32	40	583	72.9

TEAM STATISTICS	NM	OPP	Date	Opponent	Score	Att.
SCORING	622	583	* 12/27/17	AIR FORCE	w 87-58	10514
Points per game	77.8	72.9	* 12/30/17	at Nevada	L 74-77	9530
Scoring margin	+4.9	-	* 01/03/18	at Boise State	L 62-90	7557
FIELD GOALS-ATT	211-474	214-448	* 1/6/18	SAN JOSE STATE	w 80-47	10799
Field goal pct	.445	.478	* 1/10/18	WYOMING	w 75-66	9846
3 POINT FG-ATT	85-232	45-127	* 01/13/18	at Fresno State	L 80-89	6244
3-point FG pct	.366	.354	* 01/17/18	at UNLV	w 85-81	10546
3-pt FG made per game	10.6	5.6	* 1/20/18	SAN DIEGO STATE	w 79-75	11418
FREE THROWS-ATT	115-150	110-166	* 01/27/18	COLORADO STATE	8 p.m.	
Free throw pct	.767	.663	* 01/31/18	at Utah State	7 p.m.	
F-Throws made per game	14.4	13.8	* 02/03/18	at San José State	4 p.m.	
REBOUNDS	260	279	* 02/06/18	BOISE STATE	8 p.m.	
Rebounds per game	32.5	34.9	* 02/10/18	at Air Force	2 p.m.	
Rebounding margin	-2.4	-	* 02/14/18	UTAH STATE	7 p.m.	
ASSISTS	126	104	* 02/20/18	at Wyoming	7 p.m.	
Assists per game	15.8	13.0	* 02/25/18	UNLV	12 p.m.	
TURNOVERS	87	110	* 02/28/18	at Colorado State	7 p.m.	
Turnovers per game	10.9	13.8	* 03/03/18	FRESNO STATE	7 p.m.	
Turnover margin	+2.9	-				
Assist/turnover ratio	1.4	0.9				
STEALS	52	40				
Steals per game	6.5	5.0				
BLOCKS	20	32				
Blocks per game	2.5	4.0				
ATTENDANCE	42577	33877				
Home games-Avg/Game	4-10644	4-8469				
Neutral site-Avg/Game	-	0-0				

* - Conference game

Score by Periods	1st	2nd	Totals
New Mexico	271	351	622
Opponents	287	296	583

2017-18 Extended Season Statistics - All Games

RECORD:	OVERALL	HOME	AWAY	NEUTRAL
ALL GAMES	10-11	9-3	1-6	0-2
CONFERENCE	5-3	4-0	1-3	0-0
NON-CONFERENCE	5-8	5-3	0-3	0-2

#	Player	gp-gs	min	avg	Total		3-Point		F-Throw		Rebounds			avg	pf	dq	a	a/g	to	to/g	a/to	blk	blk/g	stl	stl/g	pts	avg
					fg	fqa	fg%	3fg	3fg%	ft	fta	ft%	off	def	tot												
32	MATHIS, Anthony	21-5	416	19.8	74-158	.468	56-122	.459	33-39	.846	9	35	44	2.1	49	3	18	0.86	10	0.48	1.80	2	0.10	10	0.48	237	11.3
03	JACKSON, Antino	21-16	483	23.0	75-175	.429	47-113	.416	21-29	.724	6	38	44	2.1	45	1	80	3.81	46	2.19	1.74	0	0.00	27	1.29	218	10.4
01	McNEAL, Chris	21-10	542	25.8	67-184	.364	38-121	.314	41-56	.732	4	41	45	2.1	33	0	61	2.90	42	2.00	1.45	0	0.00	12	0.57	213	10.1
05	FURSTINGER, Joe	21-17	555	26.4	62-125	.496	3-21	.143	67-84	.798	32	115	147	7.0	66	2	52	2.48	32	1.52	1.63	29	1.38	14	0.67	194	9.2
02	LOGWOOD, Sam	15-9	372	24.8	69-155	.445	2-7	.286	53-65	.815	30	44	74	4.9	35	0	22	1.47	37	2.47	0.59	0	0.00	7	0.47	193	12.9
10	MALUACH, Makuach	21-8	377	18.0	66-121	.545	14-37	.378	38-45	.844	24	29	53	2.5	42	2	19	0.90	25	1.19	0.76	6	0.29	11	0.52	184	8.8
14	KUIPER, Dane	21-16	456	21.7	43-124	.347	30-88	.341	22-27	.815	14	59	73	3.5	51	1	36	1.71	17	0.81	2.12	4	0.19	21	1.00	138	6.6
31	SIMONS, Troy	16-7	338	21.1	46-149	.309	26-93	.280	20-25	.800	23	20	43	2.7	36	3	24	1.50	18	1.13	1.33	3	0.19	32	2.00	138	8.6
15	PINCHUK, Vladimir	21-8	340	16.2	30-47	.638	0-0	.000	17-34	.500	19	40	59	2.8	40	1	3	0.14	12	0.57	0.25	8	0.38	2	0.10	77	3.7
11	SIMMONS, Jachai	21-9	311	14.8	29-74	.392	12-38	.316	3-6	.500	14	26	40	1.9	26	0	16	0.76	13	0.62	1.23	7	0.33	18	0.86	73	3.5
04	MONDRAGON, Mike	5-0	10	2.0	1-1	1.000	0-0	.000	0-0	.000	0	0	0	0.0	1	0	1	0.20	2	0.40	0.50	0	0.00	0	0.00	2	0.4
Total.....		21	4200		562-1313	.428	228-640	.356	315-410	.768	224	484	708	33.7	424	13	332	15.81	260	12.38	1.28	59	2.81	154	7.33	1667	79.4
Opponents.....		21	4200		562-1194	.471	138-378	.365	319-462	.690	219	574	793	37.8	410	-	286	13.62	352	16.76	0.81	82	3.90	128	6.10	1581	75.3

Score by Periods	1st	2nd	Totals
New Mexico	781	886	1667
Opponents	794	787	1581

2017-18 Extended Season Statistics - Conference Only

RECORD:	OVERALL	HOME	AWAY	NEUTRAL
ALL GAMES	5-3	4-0	1-3	0-0
CONFERENCE	5-3	4-0	1-3	0-0
NON-CONFERENCE	0-0	0-0	0-0	0-0

#	Player	gp-gs	min	avg	Total		3-Point		F-Throw		Rebounds			avg	pf	dq	a	a/g	to	to/g	a/to	blk	blk/g	stl	stl/g	pts	avg
					fg	fqa	fg%	3fg	3fg%	ft	fta	ft%	off	def	tot												
32	MATHIS, Anthony	8-4	197	24.6	38-80	.475	27-57	.474	19-21	.905	6	20	26	3.3	18	1	5	0.63	2	0.25	2.50	1	0.13	4	0.50	122	15.3
10	MALUACH, Makuach	8-5	185	23.1	37-70	.529	8-21	.381	25-28	.893	10	14	24	3.0	24	2	9	1.13	7	0.88	1.29	1	0.13	4	0.50	107	13.4
03	JACKSON, Antino	8-7	215	26.9	37-70	.529	23-44	.523	9-10	.900	4	12	16	2.0	18	1	44	5.50	21	2.63	2.10	0	0.00	15	1.88	106	13.3
05	FURSTINGER, Joe	8-5	250	31.3	33-59	.559	2-6	.333	30-43	.698	16	58	74	9.3	27	1	25	3.13	14	1.75	1.79	10	1.25	8	1.00	98	12.3
01	McNEAL, Chris	8-1	179	22.4	18-60	.300	8-38	.211	12-17	.706	0	14	14	1.8	11	0	23	2.88	13	1.63	1.77	0	0.00	1	0.13	56	7.0
14	KUIPER, Dane	8-6	197	24.6	14-47	.298	9-34	.265	5-7	.714	4	22	26	3.3	18	0	12	1.50	7	0.88	1.71	2	0.25	9	1.13	42	5.3
11	SIMMONS, Jachai	8-5	128	16.0	10-23	.435	6-14	.429	2-3	.667	7	14	21	2.6	11	0	3	0.38	3	0.38	1.00	2	0.25	8	1.00	28	3.5
02	LOGWOOD, Sam	3-0	70	23.3	10-26	.385	1-2	.500	7-8	.875	3	8	11	3.7	5	0	0	0.00	7	2.33	0.00	0	0.00	0	0.00	28	9.3
15	PINCHUK, Vladimir	8-6	120	15.0	8-12	.667	0-0	.000	6-13	.462	6	12	18	2.3	12	0	1	0.13	4	0.50	0.25	4	0.50	0	0.00	22	2.8
31	SIMONS, Troy	3-1	52	17.3	5-26	.192	1-16	.063	0-0	.000	1	1	2	0.7	8	1	3	1.00	3	1.00	1.00	0	0.00	3	1.00	11	3.7
04	MONDRAGON, Mike	3-0	7	2.3	1-1	1.000	0-0	.000	0-0	.000	0	0	0	0.0	1	0	1	0.33	2	0.67	0.50	0	0.00	0	0.00	2	0.7
Total.....		8	1600		211-474	.445	85-232	.366	115-150	.767	74	186	260	32.5	153	6	126	15.75	87	10.88	1.45	20	2.50	52	6.50	622	77.8
Opponents.....		8	1600		214-448	.478	45-127	.354	110-166	.663	75	204	279	34.9	150	-	104	13.00	110	13.75	0.95	32	4.00	40	5.00	583	72.9

Score by Periods	1st	2nd	Totals
New Mexico	271	351	622
Opponents	287	296	583

2017-18 SEASON STATISTICS

2017-18 Season Metrics

#	Player	Min	AST%	EFG%	TS%	Usg%	DRB%	ORB%	TRB%
05	FURSTINGER, Joe	555	16.8	.508	.599	16.7	24.8	6.1	14.8
03	JACKSON, Antino	483	32.2	.563	.581	23.2	9.4	1.3	5.1
14	KUIPER, Dane	456	13.7	.468	.508	16.1	15.5	3.2	9.0
02	LOGWOOD, Sam	372	12.2	.452	.526	28.4	14.1	8.5	11.1
10	MALUACH, Makuach	377	10.2	.603	.653	21.1	9.2	6.7	7.9
32	MATHIS, Anthony	416	8.8	.646	.677	21.3	10.1	2.3	5.9
01	McNEAL, Chris	542	20.6	.467	.510	22.2	9.0	0.8	4.6
04	MONDRAGON, Mike	10	17.6	1.000	1.000	14.4	0.0	0.0	0.0
15	PINCHUK, Vladimir	340	1.5	.638	.621	10.4	14.1	5.9	9.7
11	SIMMONS, Jachai	311	8.9	.473	.476	13.8	10.0	4.7	7.2
31	SIMONS, Troy	338	13.3	.396	.431	25.2	7.1	7.2	7.1

Estimated possessions: 1548.5

Team offensive rating (ORtg): 107.7

Team defensive rating (DRtg): 102.1

AST% - An estimate of the pct of teammate field goals assisted while on the floor

EFG% - Effective FG% (adjusts to include additional points from 3FGs)

TS% - True Shooting% (takes into account field goals, 3-point field goals, and free throws)

Usg% - An estimate of the pct of team plays used while on the floor

DRB% - An estimate of the pct of available defensive rebounds grabbed while on the floor

ORB% - An estimate of the pct of available offensive rebounds grabbed while on the floor

TRB% - An estimate of the pct of all available rebounds grabbed while on the floor

ORtg - Offensive rating - points scored per 100 possessions

DRtg - Defensive rating - points allowed per 100 possessions

2017-18 SEASON STATISTICS

2017-18 Team Game-by-Game

Opponent	Date	Score		Total		3-Pointers		Free throws		Rebounds				pf	a	t/o	blk	stl	pts	avg
				fg-fga	pct	3fg-fga	pct	ft-fa	pct	off	def	tot	avg							
NORTHERN NEW MEXIC	11/11/17	147-76	W	55-85	.647	18-39	.462	19-22	.864	13	32	45	45.0	21	40	18	6	22	147	147.0
NEBRASKA-OMAHA	11/14/17	103-71	W	34-77	.442	17-39	.436	18-24	.750	19	29	48	46.5	19	21	18	5	11	103	125.0
at New Mexico State	11/17/17	56-75	L	20-52	.385	6-20	.300	10-15	.667	9	16	25	39.3	22	5	17	1	2	56	102.0
TENNESSEE TECH	11/21/17	96-104	L	28-69	.406	16-39	.410	24-29	.828	11	21	32	37.5	26	19	14	6	7	96	100.5
vs TCU	11/24/17	67-69	L	23-67	.343	6-30	.200	15-18	.833	12	23	35	37.0	19	8	9	3	7	67	93.8
vs Maryland	11/25/17	65-80	L	21-63	.333	9-29	.310	14-14	1.000	13	15	28	35.5	26	12	13	2	7	65	89.0
EVANSVILLE	11/29/17	78-59	W	30-61	.492	11-27	.407	7-9	.778	9	21	30	34.7	21	23	11	4	9	78	87.4
at UTEP	12/2/17	76-88	L	21-56	.375	11-31	.355	23-35	.657	10	27	37	35.0	25	11	14	0	4	76	86.0
at Colorado	12/6/17	57-75	L	21-71	.296	9-31	.290	6-16	.375	9	21	30	34.4	21	10	7	2	10	57	82.8
NEW MEXICO STATE	12/9/17	62-65	L	21-54	.389	8-28	.286	12-17	.706	9	27	36	34.6	20	9	19	3	5	62	80.7
ARIZONA	12/16/17	73-89	L	24-62	.387	12-34	.353	13-14	.929	8	15	23	33.5	21	15	7	2	6	73	80.0
RICE	12/19/17	78-69	W	25-62	.403	9-31	.290	19-23	.826	13	27	40	34.1	14	16	12	2	5	78	79.8
PRAIRIE VIEW A&M	12/22/17	87-78	W	28-60	.467	11-30	.367	20-24	.833	15	24	39	34.5	16	17	14	3	7	87	80.4
AIR FORCE	12/27/17	87-58	W	31-62	.500	14-33	.424	11-14	.786	7	27	34	34.4	20	21	8	4	9	87	80.9
at Nevada	12/30/17	74-77	L	27-63	.429	11-32	.344	9-11	.818	14	27	41	34.9	20	15	14	2	2	74	80.4
at Boise State	01/03/18	62-90	L	22-63	.349	6-27	.222	12-15	.800	5	20	25	34.2	16	12	13	0	7	62	79.2
SAN JOSE STATE	1/6/18	80-47	W	28-60	.467	13-36	.361	11-19	.579	12	22	34	34.2	21	23	6	2	12	80	79.3
WYOMING	1/10/18	75-66	W	23-50	.460	10-24	.417	19-25	.760	10	24	34	34.2	18	13	20	6	7	75	79.1
at Fresno State	01/13/18	80-89	L	28-54	.519	8-25	.320	16-19	.842	4	20	24	33.7	22	17	10	2	6	80	79.1
at UNLV	01/17/18	85-81	W	28-64	.438	10-26	.385	19-22	.864	11	23	34	33.7	20	12	11	1	5	85	79.4
SAN DIEGO STATE	1/20/18	79-75	W	24-58	.414	13-29	.448	18-25	.720	11	23	34	33.7	16	13	5	3	4	79	79.4
New Mexico		1667		562-1313	.428	228-640	.356	315-410	.768	224	484	708	33.7	424	332	260	59	154	1667	79.4
Opponents		1581		562-1194	.471	138-378	.365	319-462	.690	219	574	793	37.8	410	286	352	82	128	1581	75.3

Games played: 21
Points/game: 79.4
FG Pct: 42.8
3FG Pct: 35.6
FT Pct: 76.8

Rebounds/game: 33.7
Assists/game: 15.8
Turnovers/game: 12.4
Assist/turnover ratio: 1.3
Steals/game: 7.3
Blocks/game: 2.8

2017-18 Opponent Game-by-Game

Opponent	Date	Score		Total		3-Pointers		Free throws		Rebounds				pf	a	t/o	blk	stl	pts	avg
				fg-fga	pct	3fg-fga	pct	ft-fa	pct	off	def	tot	avg							
NORTHERN NEW MEXIC	11/11/17	147-76	W	26-70	.371	6-21	.286	18-24	.750	13	17	30	30.0	20	16	33	0	13	76	76.0
NEBRASKA-OMAHA	11/14/17	103-71	W	22-57	.386	10-30	.333	17-26	.654	9	28	37	33.5	21	12	26	2	9	71	73.5
at New Mexico State	11/17/17	56-75	L	25-64	.391	4-20	.200	21-29	.724	25	25	50	39.0	19	14	14	2	6	75	74.0
TENNESSEE TECH	11/21/17	96-104	L	34-61	.557	12-22	.545	24-32	.750	9	30	39	39.0	25	23	17	4	13	104	81.5
vs TCU	11/24/17	67-69	L	28-59	.475	4-14	.286	9-17	.529	13	33	46	40.4	19	14	16	9	4	69	79.0
vs Maryland	11/25/17	65-80	L	24-46	.522	8-15	.533	24-27	.889	9	29	38	40.0	18	15	22	6	3	80	79.2
EVANSVILLE	11/29/17	78-59	W	19-52	.365	3-13	.231	18-23	.783	15	24	39	39.9	17	8	21	3	6	59	76.3
at UTEP	12/2/17	76-88	L	29-54	.537	9-24	.375	21-27	.778	2	31	33	39.0	25	10	14	0	4	88	77.8
at Colorado	12/6/17	57-75	L	26-52	.500	9-15	.600	14-22	.636	9	49	58	41.1	21	14	23	5	3	75	77.4
NEW MEXICO STATE	12/9/17	62-65	L	26-61	.426	4-20	.200	9-18	.500	15	29	44	41.4	21	11	17	6	8	65	76.2
ARIZONA	12/16/17	73-89	L	32-50	.640	9-13	.692	16-21	.762	6	29	35	40.8	14	17	10	5	4	89	77.4
RICE	12/19/17	78-69	W	27-62	.435	6-26	.231	9-13	.692	10	26	36	40.4	18	11	13	2	5	69	76.7
PRAIRIE VIEW A&M	12/22/17	87-78	W	30-58	.517	9-18	.500	9-17	.529	9	20	29	39.5	22	17	16	6	10	78	76.8
AIR FORCE	12/27/17	87-58	W	22-58	.379	3-16	.188	11-20	.550	15	24	39	39.5	15	7	17	2	4	58	75.4
at Nevada	12/30/17	74-77	L	25-57	.439	8-24	.333	19-29	.655	10	22	32	39.0	13	16	5	6	7	77	75.5
at Boise State	01/03/18	62-90	L	38-64	.594	8-18	.444	6-12	.500	9	36	45	39.4	15	18	17	1	8	90	76.4
SAN JOSE STATE	1/6/18	80-47	W	14-44	.318	3-11	.273	16-24	.667	10	24	34	39.1	19	7	20	1	3	47	74.7
WYOMING	1/10/18	75-66	W	26-53	.491	4-12	.333	10-12	.833	4	19	23	38.2	22	9	18	5	7	66	74.2
at Fresno State	01/13/18	80-89	L	32-49	.653	9-12	.750	16-24	.667	2	24	26	37.5	21	16	9	4	3	89	75.0
at UNLV	01/17/18	85-81	W	30-62	.484	2-13	.154	19-30	.633	13	27	40	37.7	20	18	12	7	5	81	75.3
SAN DIEGO STATE	1/20/18	79-75	W	27-61	.443	8-21	.381	13-15	.867	12	28	40	37.8	25	13	12	6	3	75	75.3
Opponents		1581		562-1194	.471	138-378	.365	319-462	.690	219	574	793	37.8	410	286	352	82	128	1581	75.3
New Mexico		1667		562-1313	.428	228-640	.356	315-410	.768	224	484	708	33.7	424	332	260	59	154	1667	79.4

Games played: 21
Points/game: 75.3
FG Pct: 47.1
3FG Pct: 36.5
FT Pct: 69.0

Rebounds/game: 37.8
Assists/game: 13.6
Turnovers/game: 16.8
Assist/turnover ratio: 0.8
Steals/game: 6.1
Blocks/game: 3.9

2017-18 Game-by-Game Highs

Opponent	Date	Score	Points	Rebounds	Assists	Steals	Blocked shots
NORTHERN NEW MEXICO	11/11/17	147-76	24-McNEAL, Chris	7-PINCHUK, Vladimir SIMONS, Troy	10-McNEAL, Chris	5-SIMONS, Troy	3-FURSTINGER, Joe
NEBRASKA-OMAHA	11/14/17	103-71	24-SIMONS, Troy	8-FURSTINGER, Joe	5-JACKSON, Antino	4-SIMONS, Troy	4-FURSTINGER, Joe
at New Mexico State	11/17/17	56-75	14-MATHIS, Anthony	7-LOGWOOD, Sam	2-LOGWOOD, Sam	1-SIMONS, Troy KUIPER, Dane	1-SIMONS, Troy
TENNESSEE TECH	11/21/17	96-104	29-McNEAL, Chris	9-FURSTINGER, Joe	6-McNEAL, Chris	2-KUIPER, Dane	4-FURSTINGER, Joe
vs TCU	11/24/17	67-69	27-LOGWOOD, Sam	7-FURSTINGER, Joe	2-FURSTINGER, Joe McNEAL, Chris	3-SIMONS, Troy	3-FURSTINGER, Joe
vs Maryland	11/25/17	65-80	19-McNEAL, Chris	8-KUIPER, Dane	3-JACKSON, Antino	2-SIMMONS, Jachai	1-SIMONS, Troy SIMMONS, Jachai
EVANSVILLE	11/29/17	78-59	14-LOGWOOD, Sam SIMONS, Troy	5-LOGWOOD, Sam FURSTINGER, Joe	10-JACKSON, Antino	3-SIMONS, Troy	2-FURSTINGER, Joe
at UTEP	12/2/17	76-88	22-LOGWOOD, Sam	8-SIMONS, Troy	4-LOGWOOD, Sam	2-JACKSON, Antino	None
at Colorado	12/6/17	57-75	15-MATHIS, Anthony	7-FURSTINGER, Joe	3-McNEAL, Chris	3-SIMONS, Troy	1-MALUACH, Makua KUIPER, Dane
NEW MEXICO STATE	12/9/17	62-65	14-JACKSON, Antino	7-SIMONS, Troy	3-KUIPER, Dane	2-MALUACH, Makua	2-FURSTINGER, Joe
ARIZONA	12/16/17	73-89	24-KUIPER, Dane	5-FURSTINGER, Joe	5-LOGWOOD, Sam	2-FURSTINGER, Joe SIMONS, Troy	1-MALUACH, Makua PINCHUK, Vladimir
RICE	12/19/17	78-69	17-FURSTINGER, Jo	12-FURSTINGER, Jo	6-KUIPER, Dane	4-SIMONS, Troy	1-FURSTINGER, Joe PINCHUK, Vladimir
PRAIRIE VIEW A&M	12/22/17	87-78	20-FURSTINGER, Jo	10-FURSTINGER, Jo	4-FURSTINGER, Joe SIMMONS, Jachai	2-SIMONS, Troy	1-SIMONS, Troy MALUACH, Makuac SIMMONS, Jachai
AIR FORCE	12/27/17	87-58	15-SIMMONS, Jachai	12-FURSTINGER, Jo	9-JACKSON, Antino	3-SIMMONS, Jachai KUIPER, Dane	2-FURSTINGER, Joe
at Nevada	12/30/17	74-77	17-MATHIS, Anthony	10-FURSTINGER, Jo	8-JACKSON, Antino	1-SIMMONS, Jachai SIMONS, Troy	1-FURSTINGER, Joe SIMMONS, Jachai
at Boise State	01/03/18	62-90	15-FURSTINGER, Jo	6-FURSTINGER, Joe	7-McNEAL, Chris	2-KUIPER, Dane SIMONS, Troy	None
SAN JOSE STATE	1/6/18	80-47	15-MALUACH, Makua	9-FURSTINGER, Joe	7-JACKSON, Antino	5-FURSTINGER, Joe	2-FURSTINGER, Joe
WYOMING	1/10/18	75-66	20-JACKSON, Antino	10-FURSTINGER, Jo	4-FURSTINGER, Joe JACKSON, Antino	4-JACKSON, Antino	2-PINCHUK, Vladimir FURSTINGER, Joe
at Fresno State	01/13/18	80-89	21-MALUACH, Makua	8-FURSTINGER, Joe	5-JACKSON, Antino	3-JACKSON, Antino	2-FURSTINGER, Joe
at UNLV	01/17/18	85-81	19-MALUACH, Makua	9-FURSTINGER, Joe	5-JACKSON, Antino	2-SIMMONS, Jachai JACKSON, Antino	1-KUIPER, Dane
SAN DIEGO STATE	1/20/18	79-75	24-JACKSON, Antino	10-FURSTINGER, Jo	6-JACKSON, Antino	1-FURSTINGER, Joe SIMMONS, Jachai MATHIS, Anthony JACKSON, Antino	1-MALUACH, Makua PINCHUK, Vladimir FURSTINGER, Joe

JAN. 20, 2018 - NEW MEXICO 79, SAN DIEGO STATE 75 - Albuquerque, N.M.

Lobos do it again! UNM executes second-half comeback over SDSU

ALBUQUERQUE, N.M. --- For the second-straight game, The University of New Mexico men's basketball team executed a near-flawless second half to earn a four-point victory over a tough Mountain West opponent on Saturday night. UNM topped San Diego State at Dreamstyle Arena by a score of 79-75, coming back from a 10-point halftime deficit.

The Lobos (10-11, 5-3 MW) outscored the Aztecs (11-7, 3-4 MW) 41-27 in the second half for the win, despite SDSU leading for 32:28 on the night. With the victory, UNM is now riding a six-game win streak at home, is 4-1 over its last five games dressing just nine players and has moved into third place in the league.

"(This team) defies a lot of logic and I am just really proud to be a part of them right now. We've bottled something pretty cool," head coach Paul Weir said. "I don't know how long it's going to keep going, but we are just going to keep grinding and keep working right now. The only bad news from this game is that we are going right back to practice tomorrow morning because that's how we got here."

Senior Antino Jackson and junior Anthony Mathis each posted career-high points in the win. Jackson netted 24, surpassing his previous best of 23 which he achieved twice at Akron. Mathis, who entered the game with a career-best 18 points, scored 15 points in the first half and added six more in the second for a new career-high 21.

Jackson went 6-for-10 from behind the arc while Mathis was 4-for-7, contributing a combined 10 of UNM's 13 3-pointers on the night. Jackson also led the Lobos with six assists and did not commit a single turnover.

"On offense, I'm trying to take advantage of the freedom Coach Weir has given me to make plays, be efficient and to be the best I can be," Jackson said. "Our defense was kind of questionable in the first half, so our biggest thing coming into the second half was that we had to make shots, play better defense and get rebounds. And I think that's what we did. We made the adjustments, and that was the biggest thing."

Senior Joe Furstinger registered his sixth double-double, racking up 12 points and 10 rebounds. Freshman Makuach Maluach also turned in a huge effort for UNM, scoring 15 points that included a 6-for-7 stretch at the charity stripe.

Down by 12, 55-43, at the 17:04 mark, the Lobos reduced the SDSU lead to five over a 3:25 stretch, making it 55-50 on a Mathis and a Chris McNeal three as well as a Furstinger free throw.

The Aztecs extended their lead back to seven on layup before a Jackson three reduced it to four, 57-53, with 12:35 remaining.

The game continued in the same fashion, SDSU extending the lead, UNM closing the gap with a clutch three, until the final five minutes.

SDSU led by seven, 73-66, with 5:00 on the clock before UNM executed a 6-0 run on a pair of Jackson free throws, a Mathis three and another free throw from Maluach to cut the deficit to one, 73-72 with 3:42 left.

Just 43 seconds later, that 6-0 run turned into a 9-0 run as Jackson hit yet another three to take the lead for the first time since the 13:39 mark in the first half, 75-73, as the announced crowd of 11,418 roared.



A Pope dunk with 1:51 left tied the game for the second time, 75-75, but with 37 seconds left, Coach Weir took a timeout and with 22 seconds left, Jackson nailed a jumper to reclaim the lead, 77-75. Strong defense on the other end and a Furstinger rebound gave the Lobos the ball back and SDSU was forced to foul.

In remarkably similar fashion to Wednesday's game at UNLV, Furstinger clinched the victory with a pair of free throws with just one second left for the win.

The Lobos shot 41.4 percent from the floor and 44.8 percent from behind the arc while SDSU shot 44.3 percent overall and 38.1 percent from the floor. UNM was out-rebounded 40-34 and outscored in the paint 34-18. UNM, which entered the game ranked 12th in the nation in turnover margin and turnovers forced, forced 12 turnovers on the night and committed a season-low five.

"The players that are playing right now have amazing courage. We're sticking together and playing our hearts out, every single one of us," Mathis said. "I know I can speak for myself, I'm exhausted, and like Coach Weir says, after every game, you should be exhausted and dead tired, and that's what I am now for sure."

The Lobos are on a bye week, next taking the court on Saturday, January 27 at 7 p.m. MT against Colorado State at home at Dreamstyle Arena - The Pit. The game will air live on ESPN3.

Official Basketball Box Score - Game Totals - Final Statistics

San Diego State vs New Mexico

1/20/18 5 p.m. at Dreamstyle Arena - The Pit

San Diego State 75 • 11-7, 3-4 MW

#	Player		Total		3-Ptr		FT-FTA		Rebounds			PF	TP	A	TO	Blk	Stl	Min
			FG-FGA	FG-FGA	FT-FTA	Off	Def	Tot										
05	MCDANIELS, Jalen	f	6-7	0-0	1-1	1	6	7	4	13	0	1	0	0	0	21		
11	MITCHELL, Matt	f	3-5	1-3	0-0	0	2	2	4	7	1	3	0	0	0	21		
21	POPE, Malik	f	5-15	0-1	6-7	3	5	8	1	16	0	1	4	0	0	31		
00	WATSON, Devin	g	5-10	2-3	4-5	1	2	3	3	16	7	3	0	1	33			
03	KELL, Trey	g	2-8	1-4	0-0	2	4	6	1	5	2	3	0	1	30			
10	MONTANA, Max		3-8	2-5	0-0	1	5	6	2	8	3	0	1	0	20			
20	SCHAKEL, Jordan		2-4	2-4	0-0	0	1	1	5	6	0	0	1	1	18			
24	NARAIN, Nolan		0-0	0-0	2-2	0	1	1	2	2	0	0	0	0	2			
42	HEMSLEY, Jeremy		1-4	0-1	0-0	1	1	2	2	2	0	1	0	0	16			
45	ROOKS, Kameron		0-0	0-0	0-0	0	0	0	1	0	0	0	0	0	2			
Team							3	1	4									
Totals			27-61	8-21	13-15	12	28	40	25	75	13	12	6	3	0	200		
FG % 1st Half: 19-35 54.3%			2nd half: 8-26 30.8%		Game: 27-61 44.3%		Deadball Rebound 1											
3FG % 1st Half: 5-11 45.5%			2nd half: 3-10 30.0%		Game: 8-21 38.1%													
FT % 1st Half: 5-5 100.0			2nd half: 8-10 80.0%		Game: 13-15 86.7%													

New Mexico 79 • 10-11, 5-3 MW

#	Player		Total		3-Ptr		FT-FTA		Rebounds			PF	TP	A	TO	Blk	Stl	Min
			FG-FGA	FG-FGA	FT-FTA	Off	Def	Tot										
05	FURSTINGER, Joe	f	3-6	0-0	6-9	2	8	10	4	12	3	1	1	1	34			
11	SIMMONS, Jachai	f	0-2	0-0	0-1	4	1	5	2	0	0	0	0	0	17			
15	PINCHUK, Vladimir	f	0-0	0-0	1-2	1	1	2	0	1	0	2	1	0	17			
03	JACKSON, Antino	g	8-12	6-10	2-2	0	1	1	2	24	6	0	0	0	1	28		
32	MATHIS, Anthony	g	7-12	4-7	3-3	0	5	5	3	21	0	0	0	0	1	34		
01	McNEAL, Chris		2-6	2-3	0-1	0	1	1	3	6	3	1	0	0	17			
04	MONDRAGON, Mike		0-0	0-0	0-0	0	0	0	0	0	0	0	0	0	1			
10	MALUACH, Makuach		4-13	1-4	6-7	0	1	1	2	15	1	0	1	0	27			
14	KUIPER, Dane		0-7	0-5	0-0	0	3	3	0	0	0	1	0	0	25			
Team							4	2	6									
Totals			24-58	13-29	18-25	11	23	34	16	79	13	5	3	4	0	200		
FG % 1st Half: 13-32 40.6%			2nd half: 11-26 42.3%		Game: 24-58 41.4%		Deadball Rebound 2											
3FG % 1st Half: 5-14 35.7%			2nd half: 8-15 53.3%		Game: 13-29 44.8%													
FT % 1st Half: 7-10 70.0%			2nd half: 11-15 73.3%		Game: 18-25 72.0%													

Officials: Chris Rastatter, Bob Staffen, Bill Vinovich

Technical fouls: San Diego State-None. New Mexico-None.

Attendance: 11418

Score by periods	1st	2nd	Total						
San Diego State	48	27	75						
New Mexico	38	41	79						

Points SDSU NM

In Paint 34 18

Off T/O 5 9

2nd Chance 10 8

Fast Break 19 8

Bench 18 21

Last FG - SDSU 2nd-01:51, NM 2nd-00:22.

Largest lead - SDSU by 13 1st-04:26, NM by 5 1st-17:43.

SDSU led for 32:28. NM led for 03:32. Game was tied for 04:00.

Score tied - 2 times.

Lead changed - 6 times.

FEB. 21, 2017 - NEW MEXICO 56, COLORADO STATE 68 - Albuquerque, N.M.

Lobos Drop Home Contest to CSU, 68-56

ALBUQUERQUE, N.M. – The University of New Mexico men's basketball team dropped a home contest to Colorado State Tuesday night, 68-56. The Lobos are now 16-12 on the year and 9-7 in the Mountain West.

"We ran into a team that is playing extremely well," said head coach Craig Neal. "You've got to give them (Colorado State) credit. They played harder. We'll keep working and we'll go back to the drawing board."

Elijah Brown led the Lobos with 20 points on 8-of-18 shooting. He was 4-of-7 from the three but did not shoot a free throw attempt for the first time in his Lobo career. He led the Lobos with six rebounds and finished with two assists.

Two other Lobos finished in double figures in Obij Aget and Sam Logwood. Logwood finished with 11 points, while Aget finished with 10. Logwood added five rebounds, one assist and a steal. Aget finished with three rebounds and a block.

It was a back-and-forth game to start the half. The Lobos took the lead twice after a Logwood dunk at the 10:59 mark and a layup from Aget with 6:08 left in the first half. Those were the only two leads of the game for the Lobos.

Colorado State went on a 7-0 run that retook the lead with four minutes left to go until halftime. The Rams called a timeout and held the Lobos to just five points the rest of the half and scored nine of their own to take a 36-29 lead.

In the second half, the Lobos came out and held CSU to a little over two and half minutes without a score, which allowed the Lobos to come within three after a Logwood three. The Rams went on another run, this time an 8-0 run that forced a UNM timeout.

"I think our guys were playing hard," Neal said. "... but we just couldn't get it over the hump. We had opportunities."

Elijah answered out of the timeout with a three at the 10:42 mark but the offense didn't pick up much the rest of the game. The Lobos came within seven with a minute to go but CSU made 5-of-6 free throws to secure the victory.

"We just had a hard time scoring the ball. When we don't do that, we don't play with the pace that we're capable of. We're going to keep working and keep going back to the drawing board but that was a perfect example of us not being able to score and get to the line."

For the game, the Lobos did hold the Rams to just 27.3 percent shooting (6-22). The Lobos were 42 percent (21-50) from the field, 41.2 percent (7-17) from the three and 58.3 percent (7-12) from the four line.

The Lobos will move on to Wyoming Saturday afternoon as they travel to Laramie to take on the Cowboys. That game is set for 4 p.m. MT and will air on ESPN3.



Official Basketball Box Score - Game Totals - Final Statistics
Colorado State vs New Mexico
 02/21/17 8 p.m. MT at WisePies Arena - The Pit



Colorado State 68 • 19-9, 11-4 MW

#	Player	Total			3-Ptr			Rebounds			PF	TP	A	TO	Blk	Stl	Min
		FG-FGA	FG-FGA	FT-FTA	FG-FGA	FG-FGA	FT-FTA	Off	Def	Tot							
02	OMOGBO, Emmanuel	f	6-12	1-4	4-7	3	11	14	3	17	1	0	1	2	36		
32	CARVACHO, Nico	f	3-5	0-0	0-0	2	2	4	2	6	3	1	0	2	26		
03	CLAVELL, Gian	g	9-21	4-8	2-2	0	6	6	1	24	0	0	2	3	39		
11	NIXON, Prentiss	g	4-13	1-7	2-3	0	3	3	3	11	0	2	0	1	36		
22	PAIGE, J.D.	g	3-5	0-1	2-2	0	3	3	0	8	4	1	0	1	37		
15	BONNER, Anthony		0-1	0-1	0-0	0	0	0	0	0	0	1	0	0	8		
33	KOELLIKER, Braden		0-1	0-1	2-3	0	2	2	2	2	0	0	0	0	18		
Team						2	1	3									
Totals			25-58	6-22	12-17	7	28	35	11	68	8	5	3	9	200		
FG % 1st Half:		15-33	45.5%	2nd half:	10-25	40.0%	Game:		25-58	43.1%	Deadball						
3FG % 1st Half:		3-14	21.4%	2nd half:	3-8	37.5%	Game:		6-22	27.3%	Rebounds						
FT % 1st Half:		3-5	60.0%	2nd half:	9-12	75.0%	Game:		12-17	70.6%							

New Mexico 56 • 16-12, 9-7

#	Player	Total			3-Ptr			Rebounds			PF	TP	A	TO	Blk	Stl	Min
		FG-FGA	FG-FGA	FT-FTA	FG-FGA	FG-FGA	FT-FTA	Off	Def	Tot							
20	LOGWOOD, Sam	f	4-7	1-2	2-2	0	5	5	4	11	1	1	0	1	29		
24	JEFFERSON, Damien	f	1-7	0-2	1-4	0	3	3	3	3	0	1	0	0	25		
11	AGET, Obij	c	5-7	0-0	0-0	1	2	3	1	10	0	1	1	0	25		
04	BROWN, Elijah	g	8-18	4-7	0-0	1	5	6	0	20	2	3	0	0	37		
05	HARRIS, Jalen	g	0-4	0-2	2-2	0	3	3	3	2	4	1	0	0	22		
01	UGUAK, Aher		0-0	0-0	0-0	0	0	0	1	0	0	1	0	0	4		
03	HUNTER, Jordan		2-3	2-3	0-0	0	4	4	0	6	2	2	0	0	18		
14	KUIPER, Dane		0-2	0-1	2-4	0	2	2	2	2	1	1	0	2	22		
23	FURSTINGER, Joe		0-0	0-0	0-0	0	0	0	4	0	0	0	0	0	5		
55	MACDOUGALL, Connor		1-2	0-0	0-0	2	1	3	1	2	0	0	0	0	13		
Team						0	4	4									
Totals			21-50	7-17	7-12	4	29	33	19	56	10	11	1	3	200		
FG % 1st Half:		12-26	46.2%	2nd half:	9-24	37.5%	Game:		21-50	42.0%	Deadball						
3FG % 1st Half:		3-7	42.9%	2nd half:	4-10	40.0%	Game:		7-17	41.2%	Rebounds						
FT % 1st Half:		2-4	50.0%	2nd half:	5-8	62.5%	Game:		7-12	58.3%							

Officials: David Hall, Bob Staffen, Bert Smith
 Technical fouls: Colorado State-None. New Mexico-None.
 Attendance: 12078

Score by periods	1st	2nd	Total
Colorado State	36	32	68
New Mexico	29	27	56

	Points	In Paint	Off T/O	2nd Chance	Fast Break	Bench
CSU	26	17	10	9	2	10
NM	22	4	2	0	0	10

Last FG - CSU 2nd-00:44, NM 2nd-00:33.
 Largest lead - CSU by 13 2nd-04:43, NM by 1 1st-10:59.
 CSU led for 38:24, NM led for 01:07. Game was tied for 00:29.

Score tied - 0 times.
 Lead changed - 4 times.

2017-18 OPPONENT NUMERICAL ROSTER/STATS

COLORADO STATE 2017-18 ROSTER

No.	Name	Pos.	Ht.	Wt.	Yr.	Exp.	Hometown (Previous School)
3	Raquan Mitchell	G	6-3	185	R-So.	TR	Homestead, Fla. (Miami Southridge HS/South Plains [Texas] Coll.)
10	Che Bob	F	6-6	220	Sr.	SQ	Charlotte, N.C. (Kennedy Charter/South Plains College)
11	Prentiss Nixon	G	6-2	185	Jr.	2L	Bolingbrook, Ill. (Bolingbrook HS)
12	Juan Sabino II	G	5-11	170	R-So.	1L	Fountain, Colo. (Fountain-Fort Carson HS)
13	Lorenzo Jenkins	G/F	6-7	210	R-So.	SQ	Naples, Fla. (First Baptist Academy/Arkansas)
14	Robbie Berwick	G	6-5	195	R-Jr.	SQ	Atascadero, Calif. (Atascadero HS/Florida State)
15	Anthony Bonner	G	6-3	180	R-So.	1L	Lawrence, Kan. (Lawrence HS)
20	Deion James	F	6-8	215	Jr.	TR	Tucson, Ariz. (Empire HS/Pima JC)
21	Logan Ryan	F	6-9		Fr.	HS	Canton, Mich. (Canton HS/International Sports [Fla.] Acad.)
22	J.D. Paige	G	6-3	165	R-Jr.	2L	Denver, Colo. (Rangeview HS)
32	Nico Carvacho	F/C	6-11	240	R-So.	1L	Frisco, Texas (Sunrise Christian [Kan.] Academy)

UPDATED COLORADO STATE 2017-18 STATISTICS

RECORD:	OVERALL	HOME	AWAY	NEUTRAL
ALL GAMES	10-12	7-4	3-6	0-2
CONFERENCE	3-6	0-4	3-2	0-0
NON-CONFERENCE	7-6	7-0	0-4	0-2

#	Player	gp-gs	Total			3-Point		F-Throw		Rebounds															
			min	avg	fg-fga	fg%	3fg-fga	3fg%	ft-fa	ft%	off	def	tot	avg	pf	dq	a	to	blk	stl	pts	avg			
11	NIXON,Prentiss	19-19	637	33.5	104-271	.384	50-141	.355	82-93	.882	4	57	61	3.2	51	2	37	41	3	28	340	17.9			
22	PAIGE,J.D.	22-22	692	31.5	81-230	.352	33-110	.300	33-43	.767	16	51	67	3.0	49	0	56	55	6	25	228	10.4			
10	BOB,Che	22-18	550	25.0	69-164	.421	9-33	.273	71-104	.683	48	107	155	7.0	60	2	38	53	33	21	218	9.9			
20	JAMES,Deion	21-11	473	22.5	76-165	.461	6-25	.240	37-51	.725	47	49	96	4.6	67	3	26	32	14	14	195	9.3			
32	CARVACHO,Nico	22-22	590	26.8	63-141	.447	2-6	.333	48-78	.615	81	124	205	9.3	70	3	43	40	16	16	176	8.0			
15	BONNER,Anthony	22-15	566	25.7	53-129	.411	20-53	.377	29-35	.829	5	59	64	2.9	39	2	28	23	1	10	155	7.0			
03	MITCHELL,Raquan	21-2	406	19.3	47-103	.456	3-22	.136	23-32	.719	16	51	67	3.2	34	0	24	18	4	13	120	5.7			
13	JENKINS, Lorenzo	21-0	302	14.4	31-78	.397	17-43	.395	10-18	.556	12	34	46	2.2	26	0	3	10	2	2	89	4.2			
21	RYAN,Logan	11-1	79	7.2	9-15	.600	4-6	.667	3-7	.429	6	3	9	0.8	14	1	1	2	2	0	25	2.3			
14	BERWICK,Robbie	15-0	130	8.7	10-32	.313	5-17	.294	8-9	.889	1	5	6	0.4	13	0	11	5	0	5	33	2.2			
Team											32	26	58		2		9								
Total.....		22	4425		543-1328	.409	149-456	.327	344-470	.732	268	566	834	37.9	425	13	267	288	81	134	1579	71.8			
Opponents.....		22	4426		586-1294	.453	205-569	.360	307-439	.699	212	575	787	35.8	449	10	330	290	53	134	1684	76.5			

TEAM STATISTICS	CSU	OPP
SCORING	1579	1684
Points per game	71.8	76.5
Scoring margin	-4.8	-
FIELD GOALS-ATT	543-1328	586-1294
Field goal pct	.409	.453
3 POINT FG-ATT	149-456	205-569
3-point FG pct	.327	.360
3-pt FG made per game	6.8	9.3
FREE THROWS-ATT	344-470	307-439
Free throw pct	.732	.699
F-Throws made per game	15.6	14.0
REBOUNDS	834	787
Rebounds per game	37.9	35.8
Rebounding margin	+2.1	-
ASSISTS	267	330
Assists per game	12.1	15.0
TURNOVERS	288	290
Turnovers per game	13.1	13.2
Turnover margin	+0.1	-
Assist/turnover ratio	0.9	1.1
STEALS	134	134
Steals per game	6.1	6.1
BLOCKS	81	53
Blocks per game	3.7	2.4
ATTENDANCE	36549	62790
Home games-Avg/Game	11-3323	9-6977
Neutral site-Avg/Game	-	2-0

Score by Periods	1st	2nd	OT	Totals
Colorado State	721	848	10	1579
Opponents	814	857	13	1684

Date	Opponent	Score	Att.
11/10/17	SACRAMENTO STATE	w 72-61	3797
11/14/17	WINTHROP	w 80-76	2697
11/17/17	vs Tulane	L 53-80	0
11/19/17	vs Florida State	L 73-90	0
11/22/17	at New Mexico State	L 76-89	3883
% 11/24/17	NORTHWESTERN STATE	w 72-60	2819
11/28/17	at Missouri State	L 67-77	4895
12/2/17	COLORADO	w 72-63	5217
12/5/17	at Arkansas	L 66-92	13634
12/8/17	at Oregon	L 65-95	7153
12/17/17	TEXAS STATE	w 66-58	2737
12/19/17	ARKANSAS-FORT SMITH	w 87-73	2370
12/23/17	LONG BEACH STATE	w 68-66	2752
* 12/27/17	at Boise State	L 71-93	7538
* 12/30/17	at San José State	w 59-52	1385
* 1/2/18	SAN DIEGO STATE	L 68-77	3020
* 1/6/18	FRESNO STATE	Lot 79-82	3541
* 1/10/18	at Utah State	w 84-75	6144
* 01/13/18	at Wyoming	w 78-73	7014
* 1/17/18	AIR FORCE	L 71-76	3216
* 1/20/18	UNLV	L 74-79	4383
* 01-24-18	at San Diego State	L 78-97	11144

* - Conference game

2017-18 OPPONENT CONFERENCE STATS

Colorado State Basketball Colorado State Combined Team Statistics (as of Jan 24, 2018) Conference games only

RECORD:	OVERALL	HOME	AWAY	NEUTRAL
ALL GAMES	3-6	0-4	3-2	0-0
CONFERENCE	3-6	0-4	3-2	0-0
NON-CONFERENCE	0-0	0-0	0-0	0-0

#	Player	gp-gs	min	avg	Total		3-Point		F-Throw		Rebounds				pf	dq	a	to	blk	stl	pts	avg
					fg-fga	fg%	3fg-fga	3fg%	ft-fa	ft%	off	def	tot	avg								
11	NIXON,Prentiss	7-7	232	33.1	40-106	.377	16-45	.356	31-33	.939	1	17	18	2.6	20	1	15	16	1	12	127	18.1
22	PAIGE,J.D.	9-9	269	29.9	36-100	.360	17-46	.370	7-14	.500	6	15	21	2.3	22	0	24	20	4	11	96	10.7
32	CARVACHO,Nico	9-9	286	31.8	33-69	.478	2-5	.400	23-34	.676	38	69	107	11.9	34	3	19	16	9	8	91	10.1
15	BONNER,Anthony	9-8	269	29.9	33-68	.485	11-24	.458	14-19	.737	4	23	27	3.0	18	1	9	13	0	6	91	10.1
10	BOB,Che	9-9	224	24.9	22-51	.431	5-12	.417	34-41	.829	15	31	46	5.1	22	0	14	16	8	7	83	9.2
20	JAMES,Deion	8-3	168	21.0	23-62	.371	3-10	.300	7-12	.583	19	15	34	4.3	25	1	11	11	4	3	56	7.0
03	MITCHELL,Raquan	9-0	184	20.4	23-57	.404	2-11	.182	12-14	.857	8	22	30	3.3	20	0	13	8	2	6	60	6.7
13	JENKINS, Lorenzo	9-0	126	14.0	12-34	.353	6-20	.300	4-5	.800	4	13	17	1.9	11	0	1	1	0	1	34	3.8
21	RYAN,Logan	5-0	52	10.4	7-8	.875	4-5	.800	0-0	.000	3	2	5	1.0	11	1	1	1	2	0	18	3.6
14	BERWICK,Robbie	3-0	15	5.0	1-3	.333	1-2	.500	3-4	.750	1	0	1	0.3	2	0	1	1	0	0	6	2.0
Team											13	10	23		1			4				
Total.....		9	1825		230-558	.412	67-180	.372	135-176	.767	112	217	329	36.6	186	7	108	107	30	54	662	73.6
Opponents.....		9	1826		239-522	.458	87-235	.370	139-200	.695	97	234	331	36.8	166	4	136	121	20	56	704	78.2

TEAM STATISTICS	CSU	OPP	Date	Opponent	Score	Att.
SCORING	662	704	* 12/27/17	at Boise State	L 71-93	7538
Points per game	73.6	78.2	* 12/30/17	at San José State	W 59-52	1385
Scoring margin	-4.7	-	* 1/2/18	SAN DIEGO STATE	L 68-77	3020
FIELD GOALS-ATT	230-558	239-522	* 1/6/18	FRESNO STATE	Lot 79-82	3541
Field goal pct	.412	.458	* 1/10/18	at Utah State	W 84-75	6144
3 POINT FG-ATT	67-180	87-235	* 01/13/18	at Wyoming	W 78-73	7014
3-point FG pct	.372	.370	* 1/17/18	AIR FORCE	L 71-76	3216
3-pt FG made per game	7.4	9.7	* 1/20/18	UNLV	L 74-79	4383
FREE THROWS-ATT	135-176	139-200	* 01-24-18	at San Diego State	L 78-97	11144
Free throw pct	.767	.695				
F-Throws made per game	15.0	15.4				
REBOUNDS	329	331				
Rebounds per game	36.6	36.8				
Rebounding margin	-0.2	-				
ASSISTS	108	136				
Assists per game	12.0	15.1				
TURNOVERS	107	121				
Turnovers per game	11.9	13.4				
Turnover margin	+1.6	-				
Assist/turnover ratio	1.0	1.1				
STEALS	54	56				
Steals per game	6.0	6.2				
BLOCKS	30	20				
Blocks per game	3.3	2.2				
ATTENDANCE	14160	33225				
Home games-Avg/Game	4-3540	5-6645				
Neutral site-Avg/Game	-	0-0				

* - Conference game

Score by Periods	1st	2nd	OT	Totals
Colorado State	290	362	10	662
Opponents	321	370	13	704

JAN. 24 2018 - COLORADO STATE 78, SAN DIEGO STATE 97 - San Diego, Calif.

Rams Fall At San Diego State, 97-78

SAN DIEGO, Calif. – Colorado State could not find an answer for a hot shooting San Diego State squad and suffered a 97-78 road defeat, Jan. 24. With the loss, the Rams fell to 10-12 on the year and 3-6 in Mountain West play, while the Aztecs improved to 12-7 and 4-4 in the league.

The Rams did not lead in the opening 20 minutes and had two ties at seven and 14. A triple from Max Montana put the Aztecs up for good on a three pointer to kick a 12-2 run for the hosts over the next three-and-a-half minutes for a 26-16 lead. The Rams got it down to a five-point margin at 36-31, but CSU was held to just one basket the last 3:15 of the half as San Diego State closed on a 11-2 run to take a 47-33 lead into the halftime break, a period in which the host squad shot better than 62 percent from the field.

CSU had it down to 12 on two separate occasions in the second half. However, a 19-4 run by San Diego State put the game out of reach in the final half with the largest lead of the contest at 27. The Rams were unable to get any closer than 20 the remainder of the game until the final margin.

Colorado State shot a respectable 48.3 percent (29-of-60) from the field and 44.0 percent (11-of-25) from behind the arc, but San Diego State was better, hitting on 55.6 percent (35-of-63) of its field goal attempts and 43.3 percent (13-of-30) from the three point line. The Aztecs went 14-of-21 at the free throw line, while the Rams went just 11 times, hitting nine of them. CSU held a slim advantage on the boards 31-28, but gave up 16 turnovers to the Aztecs' nine.

CSU was led by redshirt-sophomore Anthony Bonner with a career-high 22 points on 7-of-10 field goals, including 4-of-6 on three pointers. Freshman Logan Ryan chipped in a season-high 13 points, while redshirt-sophomore Nico Carvacho posted his fifth double-double of the year with 14 points and 12 rebounds. San Diego State had six players in double figures, led by Max Montana's 20 points off the bench and Trey Kell's 17.

STAT OF THE GAME...

Colorado State gave up 16 turnovers that San Diego State converted into 20 points.

NOTES...

- San Diego State now leads the overall series 42-41, including 26-13 in San Diego
- Bonner also had a career high in field goals made and tied his tops in three-pointers.
- Ryan had season bests in points (13), rebounds (4), field goals (5), three pointers (3) and minutes played (21).
- Carvacho recorded his sixth consecutive game of double-digit rebounds
- This was only the fifth time under head coach Larry Eustachy in his six years that the Rams gave up 90 or more points and fourth time that CSU had lost by 16 or more points in Mountain West play (now 18-4 in games decided by 16 or more).
- The 97 points given up to the Aztecs were the most by a CSU opponent all season, surpassing the 95 scored by Oregon on Dec. 8, 2017.

NEXT UP...

- Colorado State will head to The Pit to take on New Mexico, Sat., Jan. 27 at 7 p.m. MT (time change from 8 pm).
- The contest between the Rams and Lobos will be televised on ESPN3 with Trey Bender and Richie Schueler on the call.
- The game will air across the Colorado State Sports Network (along with online at CSURams.com), with Brian Roth and Adam Nigon on the call.

Official Basketball Box Score -- Game Totals -- Final Statistics Colorado State vs San Diego State 01-24-18 8:05 pm PST at Steve Fisher Court at Viejas Arena

Colorado State 78 • 10-12 (3-6 MW)

		Total		3-Ptr	Rebounds										
#	Player		FG-FGA	FG-FGA	FT-FTA	Off	Def	Tot	PF	TP	A	TO	Blk	Stl	Min
10	BOB, Che	f	1-4	0-1	4-4	2	1	3	1	6	3	3	1	2	23
20	JAMES, Deion	f	2-3	0-1	0-0	0	1	1	4	4	0	3	0	0	14
32	CARVACHO, Nico	c	6-10	2-2	0-2	4	8	12	4	14	3	3	0	0	35
15	BONNER, Anthony	g	7-10	4-6	4-4	1	1	2	3	22	1	3	0	0	28
22	PAIGE, J.D.	g	2-13	1-4	0-0	1	1	2	0	5	3	1	1	4	29
03	MITCHELL, Raquan	g	4-9	0-4	1-1	1	3	4	2	9	4	2	0	1	33
13	JENKINS, Lorenzo	g	2-5	1-3	0-0	0	1	1	1	5	1	0	0	0	17
21	RYAN, Logan	g	5-6	3-4	0-0	2	2	4	5	13	1	1	0	0	21
Team						1	1	2	1						
Totals			29-60	11-25	9-11	12	19	31	21	78	16	16	2	7	200

FG % 1st Half:	13-32	40.6%	2nd half:	16-28	57.1%	Game:	29-60	48.3%	Deadball
3FG % 1st Half:	5-13	38.5%	2nd half:	6-12	50.0%	Game:	11-25	44.0%	Rebounds
FT % 1st Half:	2-2	100.0	2nd half:	7-9	77.8%	Game:	9-11	81.8%	2

San Diego State 97 • 12-7 (4-4 MW)

		Total		3-Ptr	Rebounds										
#	Player	FG-FGA	FG-FGA	FT-FTA	Off	Def	Tot	PF	TP	A	TO	Blk	Stl	Min	
05	MCDANIELS, Jalen	f	3-4	0-1	5-5	2	4	6	0	11	3	2	0	3	23
11	MITCHELL, Matt	f	6-8	3-4	0-0	0	2	2	0	15	4	2	0	1	30
21	POPE, Malik	f	4-5	0-1	2-2	0	0	0	1	10	1	1	0	1	27
00	WATSON, Devin	g	4-8	2-3	1-4	1	2	3	2	11	6	1	0	0	25
03	KELL, Trey	g	6-12	2-5	3-4	0	2	2	1	17	5	0	0	2	26
04	SOHIKISH, Michael	g	0-2	0-2	0-0	0	0	0	0	0	1	0	0	0	3
10	MONTANA, Max	g	6-11	5-9	3-4	1	3	4	2	20	0	0	0	0	22
20	SCHAKEL, Jordan	g	0-3	0-2	0-2	2	1	3	4	0	2	0	0	1	15
24	NARAIN, Nolan	g	1-2	0-1	0-0	0	0	0	1	2	0	0	0	0	4
42	HEMSLEY, Jeremy	g	5-6	1-2	0-0	0	2	2	1	11	3	3	0	1	21
45	ROOKS, Kameron	g	0-2	0-0	0-0	1	1	2	0	0	0	0	0	0	4
Team						3	1	4							
Totals			35-63	13-30	14-21	10	18	28	12	97	25	9	0	9	200

FG % 1st Half:	18-29	62.1%	2nd half:	17-34	50.0%	Game:	35-63	55.6%	Deadball
3FG % 1st Half:	7-14	50.0%	2nd half:	6-16	37.5%	Game:	13-30	43.3%	Rebounds
FT % 1st Half:	4-6	66.7%	2nd half:	10-15	66.7%	Game:	14-21	66.7%	6,1

Officials: David Hall, John Higgins, Eric Curry
Technical fouls: Colorado State-TEAM: San Diego State-None.
Attendance: 11144

Score by periods	1st	2nd	Total
Colorado State	33	45	78
San Diego State	47	50	97

	In	Off	2nd	Fast
Points	Paint	T/O	Chance	Break
CSU	26	9	13	2
SDSU	34	20	18	16

Last FG - CSU 2nd-01:31, SDSU 2nd-01:19.
Largest lead - CSU None, SDSU by 27 2nd-14:09.
CSU led for 00:00. SDSU led for 38:50. Game was tied for 01:03.

Score tied - 2 times.
Lead changed - 0 times.

CHARTING THE NUMBERS

	Season	Career at UNM	<u>10+ Rebound Games</u>		
<u>Double-Digit Scoring Games</u>					
Sam Logwood	7	27 (14-13)	Joe Furstinger	6	7 (5-2)
Dane Kuiper	5	12 (9-3)	Sam Logwood	0	1 (0-1)
Anthony Mathis	15	17 (8-9)	<u>Rebounding Leaders</u>		
Connor MacDougall	0	3 (2-1)	Sam Logwood	2	7 (5-2)
Chris McNeal	8	8 (3-5)	Joe Furstinger	16	18 (9-10)
Antino Jackson	10	10 (7-3)	Connor MacDougall	0	1 (1-0)
Makuach Maluach	7	6 (5-1)	Vladimir Pinchuk	1	1 (1-0)
Vladimir Pinchuk	3	3 (2-1)	Troy Simons	3	3 (1-2)
Troy Simons	4	4 (2-2)	Dane Kuiper	1	1 (0-1)
Joe Furstinger	9	9 (7-2)	<u>Double-Doubles</u>		
Jachai Simmons	1	1 (1-0)	Sam Logwood	0	1 (0-1)
<u>40-Point Games</u>			Chris McNeal	1	1 (1-0)
			Joe Furstinger	6	6 (5-1)
<u>30-Point Games</u>			<u>Assist Leaders</u>		
<u>20-Point Games</u>			Sam Logwood	3	11 (3-8)
Sam Logwood	3	4 (1-3)	Dane Kuiper	3	6 (5-1)
Chris McNeal	2	2 (1-1)	Joe Furstinger	4	6 (4-2)
Troy Simons	1	1 (1-0)	Anthony Mathis	0	1 (0-1)
Dane Kuiper	1	1 (0-1)	Chris McNeal	6	6 (2-4)
Joe Furstinger	1	1 (1-0)	Antino Jackson	9	9 (5-3)
Antino Jackson	2	2 (2-0)	* () Team's record in those games		
Makuach Maluach	1	1 (0-1)			
Anthony Mathis	1	1 (1-0)			
<u>Scoring Leaders</u>					
Sam Logwood	3	8 (5-3)			
Dane Kuiper	1	2 (0-2)			
Connor MacDougall	0	1 (0-1)			
Chris McNeal	3	3 (1-2)			
Troy Simons	2	2 (2-0)			
Anthony Mathis	3	3 (0-3)			
Antino Jackson	3	3 (2-1)			
Joe Furstinger	3	3 (2-1)			
Jachai Simmons	1	1 (1-0)			
Makuach Maluach	3	3 (2-1)			

SCORING MARGIN BREAKDOWN

Total	1	2	3	4	5	6	7	8	9	10	11-15	16-20	21+
Win	0	0	0	2	0	0	0	0	3	0	0	1	4
Loss	0	1	2	0	0	0	0	1	1	0	2	3	1

New Mexico - INDIVIDUAL GAME HIGHS

Points	29		McNEAL, Chris vs Tennessee Tech (11/21/17)
	27		LOGWOOD, Sam vs TCU (11/24/17)
	24		JACKSON, Antino vs San Diego State (1/20/18)
	24		KUIPER, Dane vs Arizona (12/16/17)
	24		SIMONS, Troy vs Nebraska-Omaha (11/14/17)
	24		McNEAL, Chris vs Northern New Mexico (11/11/17)
Field Goals Made	10		LOGWOOD, Sam vs TCU (11/24/17)
	8		JACKSON, Antino vs San Diego State (1/20/18)
	8		MALUACH, Makuach at Fresno State (01/13/18)
	8		LOGWOOD, Sam at UTEP (12/2/17)
	8		McNEAL, Chris vs Tennessee Tech (11/21/17)
	8		SIMONS, Troy vs Nebraska-Omaha (11/14/17)
	8		McNEAL, Chris vs Northern New Mexico (11/11/17)
Field Goal Att.	21		LOGWOOD, Sam vs TCU (11/24/17)
	16		McNEAL, Chris vs TCU (11/24/17)
	16		McNEAL, Chris vs Tennessee Tech (11/21/17)
	16		SIMONS, Troy vs Nebraska-Omaha (11/14/17)
FG Pct (min 5 made)	1.000	(7-7)	MALUACH, Makuach vs Northern New Mexico (11/11/17)
	1.000	(6-6)	PINCHUK, Vladimir vs Northern New Mexico (11/11/17)
	1.000	(5-5)	PINCHUK, Vladimir at UNLV (01/17/18)
3-Point FG Made	7		McNEAL, Chris vs Tennessee Tech (11/21/17)
	6		JACKSON, Antino vs San Diego State (1/20/18)
	6		KUIPER, Dane vs Arizona (12/16/17)
	6		SIMONS, Troy vs Nebraska-Omaha (11/14/17)
	6		McNEAL, Chris vs Northern New Mexico (11/11/17)
3-Point FG Att.	11		McNEAL, Chris vs Tennessee Tech (11/21/17)
	11		SIMONS, Troy vs Nebraska-Omaha (11/14/17)
3-Pt FG Pct (min 2 made)	1.000	(2-2)	MALUACH, Makuach vs San Jose State (1/6/18)
	1.000	(2-2)	KUIPER, Dane at Colorado (12/6/17)
Free Throws Made	12		FURSTINGER, Joe vs Prairie View A&M (12/22/17)
	10		LOGWOOD, Sam vs Nebraska-Omaha (11/14/17)
Free Throw Att.	12		FURSTINGER, Joe vs Prairie View A&M (12/22/17)
	11		LOGWOOD, Sam vs Tennessee Tech (11/21/17)
	11		LOGWOOD, Sam vs Nebraska-Omaha (11/14/17)
FT Pct (min 3 made)	1.000	(12-12)	FURSTINGER, Joe vs Prairie View A&M (12/22/17)
	1.000	(8-8)	FURSTINGER, Joe at UNLV (01/17/18)
	1.000	(6-6)	MALUACH, Makuach vs Wyoming (1/10/18)
	1.000	(6-6)	McNEAL, Chris at UTEP (12/2/17)
	1.000	(5-5)	MALUACH, Makuach at Fresno State (01/13/18)
	1.000	(5-5)	FURSTINGER, Joe vs Rice (12/19/17)
	1.000	(5-5)	LOGWOOD, Sam vs Rice (12/19/17)
	1.000	(5-5)	McNEAL, Chris vs Maryland (11/25/17)
	1.000	(5-5)	FURSTINGER, Joe vs Nebraska-Omaha (11/14/17)
	1.000	(4-4)	JACKSON, Antino at UNLV (01/17/18)
	1.000	(4-4)	LOGWOOD, Sam at Boise State (01/03/18)
	1.000	(4-4)	MALUACH, Makuach vs Prairie View A&M (12/22/17)
	1.000	(4-4)	SIMONS, Troy vs Arizona (12/16/17)
	1.000	(4-4)	KUIPER, Dane vs Arizona (12/16/17)
	1.000	(4-4)	SIMONS, Troy vs New Mexico State (12/9/17)
	1.000	(4-4)	MATHIS, Anthony at UTEP (12/2/17)
	1.000	(4-4)	LOGWOOD, Sam vs Maryland (11/25/17)
	1.000	(4-4)	KUIPER, Dane vs Northern New Mexico (11/11/17)
	1.000	(3-3)	MATHIS, Anthony vs San Diego State (1/20/18)

UNM AND OPPONENTS TEAM HIGHS/LOWS

NEW MEXICO - TEAM GAME HIGHS

POINTS	147	NORTHERN NEW MEXICO (11/11/17)
	103	NEBRASKA-OMAHA (11/14/17)
	96	TENNESSEE TECH (11/21/17)
	87	AIR FORCE (12/27/17)
	87	PRAIRIE VIEW A&M (12/22/17)
FIELD GOALS MADE	55	NORTHERN NEW MEXICO (11/11/17)
	34	NEBRASKA-OMAHA (11/14/17)
FIELD GOAL ATTEMPTS	85	NORTHERN NEW MEXICO (11/11/17)
	77	NEBRASKA-OMAHA (11/14/17)
FIELD GOAL PERCENTAGE	.647 (55-85)	NORTHERN NEW MEXICO (11/11/17)
	.519 (28-54)	at Fresno State (01/13/18)
3 PT FIELD GOALS MADE	18	NORTHERN NEW MEXICO (11/11/17)
	17	NEBRASKA-OMAHA (11/14/17)
3 PT FG ATTEMPTS	39	TENNESSEE TECH (11/21/17)
	39	NEBRASKA-OMAHA (11/14/17)
	39	NORTHERN NEW MEXICO (11/11/17)
3 PT FG PERCENTAGE	.462 (18-39)	NORTHERN NEW MEXICO (11/11/17)
	.448 (13-29)	SAN DIEGO STATE (1/20/18)
FREE THROWS MADE	24	TENNESSEE TECH (11/21/17)
	23	at UTEP (12/2/17)
FREE THROW ATTEMPTS	35	at UTEP (12/2/17)
	29	TENNESSEE TECH (11/21/17)
FREE THROW PERCENTAGE	1.000 (14-14)	vs Maryland (11/25/17)
	.929 (13-14)	ARIZONA (12/16/17)
REBOUNDS	48	NEBRASKA-OMAHA (11/14/17)
	45	NORTHERN NEW MEXICO (11/11/17)
ASSISTS	40	NORTHERN NEW MEXICO (11/11/17)
	23	SAN JOSE STATE (1/6/18)
	23	EVANSVILLE (11/29/17)
STEALS	22	NORTHERN NEW MEXICO (11/11/17)
	12	SAN JOSE STATE (1/6/18)
BLOCKED SHOTS	6	WYOMING (1/10/18)
	6	TENNESSEE TECH (11/21/17)
	6	NORTHERN NEW MEXICO (11/11/17)
TURNOVERS	20	WYOMING (1/10/18)
	19	NEW MEXICO STATE (12/9/17)
FOULS	26	vs Maryland (11/25/17)
	26	TENNESSEE TECH (11/21/17)

OPPONENT - TEAM GAME HIGHS

POINTS	104	TENNESSEE TECH (11/21/17)
	90	at Boise State (01/03/18)
	89	at Fresno State (01/13/18)
	89	ARIZONA (12/16/17)
	88	at UTEP (12/2/17)
FIELD GOALS MADE	38	at Boise State (01/03/18)
	34	TENNESSEE TECH (11/21/17)
FIELD GOAL ATTEMPTS	70	NORTHERN NEW MEXICO (11/11/17)
	64	at Boise State (01/03/18)
	64	at New Mexico State (11/17/17)
FIELD GOAL PERCENTAGE	.653 (32-49)	at Fresno State (01/13/18)
	.640 (32-50)	ARIZONA (12/16/17)
3 PT FIELD GOALS MADE	12	TENNESSEE TECH (11/21/17)
	10	NEBRASKA-OMAHA (11/14/17)
3 PT FG ATTEMPTS	30	NEBRASKA-OMAHA (11/14/17)
	26	RICE (12/19/17)
3 PT FG PERCENTAGE	.750 (9-12)	at Fresno State (01/13/18)
	.692 (9-13)	ARIZONA (12/16/17)
FREE THROWS MADE	24	vs Maryland (11/25/17)
	24	TENNESSEE TECH (11/21/17)
FREE THROW ATTEMPTS	32	TENNESSEE TECH (11/21/17)
	30	at UNLV (01/17/18)
FREE THROW PERCENTAGE	.889 (24-27)	vs Maryland (11/25/17)
	.867 (13-15)	SAN DIEGO STATE (1/20/18)
REBOUNDS	58	at Colorado (12/6/17)
	50	at New Mexico State (11/17/17)
ASSISTS	23	TENNESSEE TECH (11/21/17)
	18	at UNLV (01/17/18)
	18	at Boise State (01/03/18)
STEALS	13	TENNESSEE TECH (11/21/17)
	13	NORTHERN NEW MEXICO (11/11/17)
BLOCKED SHOTS	9	vs TCU (11/24/17)
	7	at UNLV (01/17/18)
TURNOVERS	33	NORTHERN NEW MEXICO (11/11/17)
	26	NEBRASKA-OMAHA (11/14/17)
FOULS	25	SAN DIEGO STATE (1/20/18)
	25	at UTEP (12/2/17)
	25	TENNESSEE TECH (11/21/17)

NEW MEXICO - GAME LOWS

POINTS	56	at New Mexico State (11/17/17)
	57	at Colorado (12/6/17)
	62	NEW MEXICO STATE (12/9/17)
	62	at Boise State (01/03/18)
	65	vs Maryland (11/25/17)
FIELD GOALS MADE	20	at New Mexico State (11/17/17)
	21	vs Maryland (11/25/17)
	21	at UTEP (12/2/17)
	21	at Colorado (12/6/17)
	21	NEW MEXICO STATE (12/9/17)
FIELD GOAL ATTEMPTS	50	WYOMING (1/10/18)
	52	at New Mexico State (11/17/17)
FIELD GOAL PERCENTAGE	.296 (21-71)	at Colorado (12/6/17)
	.333 (21-63)	vs Maryland (11/25/17)
3 PT FIELD GOALS MADE	6	at New Mexico State (11/17/17)
	6	vs TCU (11/24/17)
	6	at Boise State (01/03/18)
3 PT FG ATTEMPTS	20	at New Mexico State (11/17/17)
	24	WYOMING (1/10/18)
3 PT FG PERCENTAGE	.200 (6-30)	vs TCU (11/24/17)
	.222 (6-27)	at Boise State (01/03/18)
FREE THROWS MADE	6	at Colorado (12/6/17)
	7	EVANSVILLE (11/29/17)
FREE THROW ATTEMPTS	9	EVANSVILLE (11/29/17)
	11	at Nevada (12/30/17)
FREE THROW PERCENTAGE	.375 (6-16)	at Colorado (12/6/17)
	.579 (11-19)	SAN JOSE STATE (1/6/18)
REBOUNDS	23	ARIZONA (12/16/17)
	24	at Fresno State (01/13/18)
ASSISTS	5	at New Mexico State (11/17/17)
	8	vs TCU (11/24/17)
STEALS	2	at New Mexico State (11/17/17)
	2	at Nevada (12/30/17)
BLOCKED SHOTS	0	at UTEP (12/2/17)
	0	at Boise State (01/03/18)
TURNOVERS	5	SAN DIEGO STATE (1/20/18)
	6	SAN JOSE STATE (1/6/18)
FOULS	14	RICE (12/19/17)
	16	PRAIRIE VIEW A&M (12/22/17)
	16	at Boise State (01/03/18)
	16	SAN DIEGO STATE (1/20/18)

OPPONENT - GAME LOWS

POINTS	47	SAN JOSE STATE (1/6/18)
	58	AIR FORCE (12/27/17)
	59	EVANSVILLE (11/29/17)
	65	NEW MEXICO STATE (12/9/17)
	66	WYOMING (1/10/18)
FIELD GOALS MADE	14	SAN JOSE STATE (1/6/18)
	19	EVANSVILLE (11/29/17)
FIELD GOAL ATTEMPTS	44	SAN JOSE STATE (1/6/18)
	46	vs Maryland (11/25/17)
FIELD GOAL PERCENTAGE	.318 (14-44)	SAN JOSE STATE (1/6/18)
	.365 (19-52)	EVANSVILLE (11/29/17)
3 PT FIELD GOALS MADE	2	at UNLV (01/17/18)
	3	EVANSVILLE (11/29/17)
	3	AIR FORCE (12/27/17)
	3	SAN JOSE STATE (1/6/18)
3 PT FG ATTEMPTS	11	SAN JOSE STATE (1/6/18)
	12	WYOMING (1/10/18)
	12	at Fresno State (01/13/18)
3 PT FG PERCENTAGE	.154 (2-13)	at UNLV (01/17/18)
	.188 (3-16)	AIR FORCE (12/27/17)
FREE THROWS MADE	6	at Boise State (01/03/18)
	9	vs TCU (11/24/17)
	9	NEW MEXICO STATE (12/9/17)
	9	RICE (12/19/17)
	9	PRAIRIE VIEW A&M (12/22/17)
FREE THROW ATTEMPTS	12	at Boise State (01/03/18)
	12	WYOMING (1/10/18)
FREE THROW PERCENTAGE	.500 (6-12)	at Boise State (01/03/18)
	.500 (9-18)	NEW MEXICO STATE (12/9/17)
REBOUNDS	23	WYOMING (1/10/18)
	26	at Fresno State (01/13/18)
ASSISTS	7	AIR FORCE (12/27/17)
	7	SAN JOSE STATE (1/6/18)
STEALS	3	vs Maryland (11/25/17)
	3	at Colorado (12/6/17)
	3	SAN JOSE STATE (1/6/18)
	3	at Fresno State (01/13/18)
	3	SAN DIEGO STATE (1/20/18)
BLOCKED SHOTS	0	NORTHERN NEW MEXICO (11/11/17)
	0	at UTEP (12/2/17)
TURNOVERS	5	at Nevada (12/30/17)
	9	at Fresno State (01/13/18)
FOULS	13	at Nevada (12/30/17)
	14	ARIZONA (12/16/17)

THE LAST TIME IT HAPPENED

NEW MEXICO

As A Team:

Scored 100 Points: 103 - Omaha (11-14-17)
Scored 90-99 Points: 96 - vs. Tennessee Tech (11-21-17)
Scored 80-89 Points: 85 - at UNLV (1-17-18)
Scored Less Than 50 Points: 46 - at Arizona (12-20-16)
Scored Less Than 40 Points: 34 - at #25 San Diego State (1-26-13)
Won By 40 Points: W, 147-76 - Northern N.M. (11-11-17)
Won By 30 Points: W, 80-47 - vs San José State (1-6-18)
Won By 20 Points: W, 87-58 - vs Air Force (12-27-17)
Lost By 20-29 Points: L, 90-62 - at Boise State (1-3-18)
Lost By 30 Points: L, 77-46 - at Arizona (12-20-16)
Shot 65% Or Better: 69.2% (27-39) - at Air Force (1-15-05)
Shot 60% Or Better: 64.7% (55-85) - Northern N.M. (11-11-17)
Shot Less Than 35%: 34.9% (22-63) - at Boise State (1-3-18)
Shot Less Than 30%: 29.6% (21-71) - at Colorado (12-6-17)
Shot 60% 3FG Or Better: 66.7% (6-9) - at CSU (1-14-17)
Shot Less Than 30% 3FG: 22.2% (6-27) - at Boise State (1-3-18)
Made 10 Three-Pointers: 13 (13-29) - vs San Diego State (1-20-18)
Shot 100% on Free Throws: 100% (14-14) - vs. Maryland (11-25-17)
Shot 95% On Free Throws: 95.5% (21-22) - at Boise State (1-17-17)
Shot 85% On Free Throws: 86.4% (19-22) - at UNLV (1-17-18)
Shot Less Than 50% On FTs: 37.5% (6-16) - at Colorado (12-6-17)
Had 50 Rebounds: 58 - vs. UAB (11-21-13)
Had 20 Offensive Rebounds: 23 - at USC (11-21-15)
Had 40 Assists: 40 - Northern N.M. (11-11-17)
Had 20 Assists: 23 - vs San José State (1-6-18)
Had 20 Turnovers: 20 - vs Wyoming (1-10-18)
Had Less Than 10 Turnovers: 5 - vs San Diego State (1-20-18)
Had 10 Steals: 12 - vs San José State (1-6-18)
Had 10 Blocks: 12 - vs. UMass (11-22-13)
Had Two or More 20-Point Scorers: vs San Diego State (1-20-18)

Had 6 Double-Digit Scorers: Antino Jackson (24) & Anthony Mathis (21)
Had 5 Double-Digit Scorers: (6) - at UNLV (1-17-18)
Had No Double-Digit Scorers: vs San José State (1-6-18)
Had Two 10+ Rebounders: at San Diego State (1-6-15)
vs. Wyoming (1-21-15)
Tim Williams (11) & Elijah Brown (10)

Scored 50 Points In 1st Half: 55 - vs. Tennessee Tech (11-21-17)
Scored 50 Points In 2nd Half: 50 - at UNLV (1-17-18)
Scored 20 Or Fewer Points In 1st Half: 16 - at Arizona (12-20-16)
Scored 20 Or Fewer Points In 2nd Half: 15 - at #25 San Diego State (1-26-13)
Failed To Make a 3FG: (0-10) - vs. Washington State (12-25-15)
Defeated a Ranked Team: W, 66-53 vs. #24/#24 Colorado State (1-3-15)
Lost To a Ranked Team: L, 89-73 - vs. No. 23/23 Arizona (12-16-17)
Won an OT Game: W, 52-49 vs. Wyoming (3-7-15)
Lost an OT Game: L, 105-104 vs. Nevada (1-7-17)
Won a 2OT Game: W, 97-94 vs. UAB (11-21-13)
Lost a 2OT Game: L, 73-76 at Dayton (1-1-10)
Won a 3OT Game: W, 104-99, Fresno State (3-8-96)
Lost a 3OT Game: Never

As An Individual:

Had a Triple-Double: Luc Longley (17 pts, 14 rebs, 10 assts)
vs. Penn State (3-28-90)
Had a Double-Double (Pts/Reb): Joe Furstinger (12/10) - vs San Diego State (1-20-18)
Had a Double-Double (Pts/Asst): Chris McNeal (24 pts & 10 assts)
Northern N.M. (11-11-17)
Scored 20+ Pts with 10+ Rebs: Joe Furstinger (20 pts & 10 rebs)
vs Prairie View A&M (12-22-17)
Scored 30 Points: Elijah Brown (30) vs. Wyoming (1-21-17)
Scored 30 Points (MW Only): Elijah Brown vs. Wyoming (1-21-17)
Scored 20 Points: Antino Jackson (24) & Anthony Mathis (21)
vs San Diego State (1-20-18)
Scored 20 Points (MW Only): Antino Jackson (24) & Anthony Mathis (21)
vs San Diego State (1-20-18)
Had 20 Rebounds: Drew Gordon (20) UNLV (2-18-12)
Had 15 Rebounds: Tim Williams (15) at USC (11-21-15)
Had 10 Assists: Antino Jackson (10) - vs. Evansville (11-29-17)
Had 5 Steals: Joe Furstinger (5) - vs San José State (1-6-18)
Had 5 Blocks: Obij Aget (5) - vs. Fresno State (2-18-17)

VERSUS NEW MEXICO

As A Team:

Scored 100 Points: 104 - vs. Tennessee Tech (11-21-17)
Scored 90 Points: 90 - at Boise State (1-3-18)
Scored 80-89 Points: 81 - at UNLV (1-17-18)
Scored Less Than 50 Points: 47 - vs San José State (1-6-18)
Scored Less Than 40 Points: 38 - Wyoming (2-11-12)
Shot 50% Or Better: 65.3% (32-49) - at Fresno State (1-13-18)
Shot Less Than 35%: 31.8% (14-44) - vs San José State (1-6-18)
Shot Less Than 30%: 26.3% (15-57) - UAPB (12-17-16)
Shot 50% 3FG Or Better: 75.0% (9-12) - at Fresno State (1-13-18)
Shot Less Than 20% 3FG: 15.4% (2-13) - at UNLV (1-17-18)
Made 10 Three-Pointers: 12 (of 22) - vs. Tennessee Tech (11-21-17)
Shot 75% On Free Throws: 86.7% (13-15) - vs San Diego State (1-20-18)
Shot Less Than 50% On FTs: 43.8% (7-16) - Boise State (2-17-16)
Had 50 Rebounds: 58 - at Colorado (12-6-17)
Had 20 Offensive Rebounds: 25 - at New Mexico State (11-17-17)
Had 20 Assists: 23 - vs. Tennessee Tech (11-21-17)
Had 20 Turnovers: 20 - vs San José State (1-6-18)
Had Less Than 10 Turnovers: 5 - at Nevada (12-30-17)
Had 10 Steals: 10 - vs Prairie View A&M (12-22-17)
Had 10 Blocks: 11 - at USC (11-21-15)
Had 40-Point and 20-Point Scorers: Nevada (1-7-17)
Jordan Caroline (45) & Marcus Marshall (26)
Had 30-Point and 20-Point Scorers: vs. Tennessee Tech (11-21-17)
Aleksa Jugovic (31) & Curtis Phillips (23)
Had Two or More 20-Point Scorers: at Nevada (12-30-17)
Caleb Martin (24) & Jordan Caroline (21)
Had 6 Double-Digit Scorers: TCU (2-25-12)
Had 5 Double-Digit Scorers: at Fresno State (1-13-18)
Had No Double-Digit Scorers: ULM (12-13-14)
Had Two 10+ Rebounders: vs. Rice (12-19-17)
Malik Osborne (11) & Bishop Mency (10)
Scored 50+ Points In 1st Half: 51 - vs. Tennessee Tech (11-21-17)
Scored 50+ Points In 2nd Half: 53 - vs. Tennessee Tech (11-21-17)
Scored 20 Or Less Points In 1st Half: 20 - vs Air Force (12-27-17)
Scored 20 Or Less In 2nd Half: 19 - New Mexico State (12-3-14)
Scored 15 Or Less Points In 1st Half: 11 - UAPB (12-17-16)
Failed To Make a 3FG: (0-7) - New Mexico State (12-16-15)

As An Individual:

Had a Triple-Double: Ethan Telfair (25 pts, 12 rebs, 10 assts)
Idaho State (11-11-16)
Had a Double-Double (Pts/Reb): at UNLV (1-17-18)
Shakur Juiston (14 points, 14 rebounds)
Had a Double-Double (Pts/Asst): Dominic Artis (13 pts & 12 Assists)
UTEP (12-7-16)
Had 20+ Points & 10+ Rebounds: Jordan Caroline - (21 pts, 10 rebs)
at Nevada (12-30-17)
Scored 30+ Points in Back-to-Back Games Vs. UNM: Derrick Marks
Boise State
31 points (1-18-15) & 30 points (2-24-15)
Scored 40 Points: Jordan Caroline (45) - Nevada (1-7-17)
Scored 40 Points (MW Only): Jordan Caroline (45) - Nevada (1-7-17)
Scored 30 Points: Justin James (31) - vs Wyoming (1-10-18)
Scored 30 Points (MW Only): Justin James (31) - vs Wyoming (1-10-18)
Scored 20 Points: at Boise State (1-3-18)
Justinian Jessup (23)
Scored 20 Points (MW Only): at Boise State (1-3-18)
Justinian Jessup (23)
Had 20 Rebounds: Ryan Watkins (22) - Boise State (1-21-14)
Had 15 Rebounds: Kenrich Williams (17) - vs. TCU (11-24-17)
Had 10 Assists: Dominic Artis (12) - UTEP (12-7-16)
Had 5 Steals: Curtis Phillips (8) - vs. Tennessee Tech (11-21-17)
Had 5 Blocks: JD Miller (5) - vs. TCU (11-24-17)

WELCOME TO THE PIT, A MILE HIGH AND LOUDER THAN...



WHAT THEY ARE SAYING ABOUT THE PIT

"What a terrific atmosphere for college basketball. Great building... Great history... 18,000 screaming fans. It's big time college hoops, baby!"
- Dick Vitale, ESPN

"I consider the game we played in Albuquerque in 1978 one of the most exciting of my career. The Pit is the toughest place to play because of their tremendous atmosphere."
-Jim Boeheim, Syracuse head coach

"When you go into a place like The Pit, there will be challenge different from a regular road game. The crowd can dictate the tempo and momentum. The Pit crowd forces you to be patient."
-Lute Olsen, former Arizona head coach

"A mile high but 37 feet underground, the Pit in Albuquerque has been the site of many mind-blowing college basketball games, including North Carolina State's upset of Houston in '83 and just about any New Mexico home game. The noise created by fans, which has been measured at 125 decibels -- the pain threshold for the human ear is 130 -- is a palpable force."
-Sports Illustrated

- Voted one of "The Top Five Loudest, Most Intimidating Places to Play" by NCAA.com
- Ranked in the top 20 sporting venues of the 20th century by Sports Illustrated
- USA Today ranked The Pit in its "Ten Great Places to Get Pumped for NCAA Action"
- According to Fox Sports, it's one of the top ten "old school" college basketball arenas in the country

THE GREATEST GAME EVER PLAYED

The Pit was the site of one of the greatest college basketball games ever played. It hosted the 1983 national championship game that saw the NC State Wolfpack upset Hakeem Olajuwon, Clyde Drexler and the Houston Cougars. Coach Jimmy Valvano and the Wolfpack downed the Cougars on a last second put back by Lorenzo Charles. The iconic shot of the late Valvano running onto the court looking for a hug is one of the lasting images in college basketball history.

- Built in 1966 (\$1.4 million)
- Capacity of 15,411 (previously 18,018)
- \$60 million renovation was completed in 2010
- New floor installed before the 2017-18 season
- Seating includes 40 suites and a club area
- Officially named Dreamstyle Arena in 2017 after a \$10 million agreement for naming rights by the local New Mexico business. It is still referred to as The Pit, its officially-recognized nickname. As part of the exciting Dreamstyle changes, University Stadium, UNM's football stadium, officially became Dreamstyle Arena on the same date.
- Less than 30 of 345 NCAA Division I basketball programs play in a college-only arena named after a business or organization founded or headquartered in its home state.
- The Lobos have averaged an astounding 15,410 fans the past 49 years, an amazing 95% of capacity
- The Pit has ranked in the top 25 in attendance nationally nearly every season since the 1966-67 season with 35 seasons in the top ten in the NCAA in attendance
- Led the Mountain West in attendance in 10 of the conference's 15 years of existence
- The floor is named Bob King Court in honor of the former head coach who led the Lobos from 1963 to 1972.

THE 2017-18 LOBO MEN'S BASKETBALL RADIO/TV CHART

PLAYERS



Matt Vail
G | 5-10 | Fr.
Grants, N.M.



Chris McNeal
G | 6-1 | Jr.
Jackson, Tenn.



Sam Logwood
G/F | 6-8 | Sr.
Indianapolis, Ind.



Antino Jackson
G | 6-0 | Sr.
Houston, Texas



Joe Furstinger
F | 6-9 | Sr.
Rancho Santa Margarita, Calif.



Makuach Maluach
G/F | 6-5 | Fr.
Sydney, Australia



Jachai Simmons
G/F | 6-7 | Jr.
Plainfield, N.J.



JaQuan Lyle
G | 6-5 | Jr.
Evansville, Ind.



Dane Kuiper
G/F | 6-7 | Jr.
Wasilla, Alaska



Vladimir Pinchuk
F/C | 6-10 | Fr.
Schwelm, Germany



Vance Jackson
F | 6-9 | So.
Los Angeles, Calif.



Troy Simons
G | 6-3 | Jr.
Pittsburgh, Pa.



Anthony Mathis
G | 6-3 | Jr.
West Linn, Ore.



Connor MacDougall
F | 6-9 | Sr.
Tempe, Ariz.

STAFF



Paul Weir
Head Coach



Chris Harriman
Assoc. Head Coach



Jerome Robinson
Assistant Coach



Brandon Mason
Assistant Coach



Ryan Berryman
Dir. of Operations



David Chiotti
Dir. of Player Development




Evan Orzolek
Video Coordinator



Tyler Stuart
Dir. of Strength/Cond.



Estevan Sandoval
Graduate Assistant



Corey DeBarbrie
Athletic Trainer



Matt Vail
 5'10" - Freshman - Guard
 Grants, N.M. (Grants HS)

1

NOTEWORTHY :

- Set record for most points ever scored by a Pirate at Grants High School
- Averaged 25.0 points per game, 5.0 assists and 4.5 steals per game in HS
- District Player of the Year, First Team All-State, Second Team All-State, Academic All-District, First-Team All-District in HS
- MVP for New Mexico vs. Arizona matchup

GAME-BY-GAME STATISTICS

SEASON HIGHS

Points: N/A
 FG: N/A
 FGA: N/A
 3FG: N/A
 3FGA: N/A
 FT: N/A
 FTA: N/A
 Rebounds: N/A
 Assists: N/A
 Blocks: N/A
 Steals: N/A
 Minutes Played: N/A

CAREER HIGHS AT UNM

Points: N/A
 FG: N/A
 FGA: N/A
 3FG: N/A
 3FGA: N/A
 FT: N/A
 FTA: N/A
 Rebounds: N/A
 Assists: N/A
 Blocks: N/A
 Steals: N/A
 Minutes Played: N/A

CAREER STATISTICS



Chris McNeal

6'1" - Junior - Guard

Jackson, Tennessee (Indian Hills CC)

1

NOTEWORTHY :

- JUCO All-American
- Led the Indian Hills Warriors to 29-5 record, Region XI regular-season and post-season championships, district title game and helped the squad qualify for the national tournament
- Led team with 13.1 ppg, field goals (135), fg attempts (327), 3-pointers (83), 3-pt attempts (222), ft (94), assists (179) and points (447).

GAME-BY-GAME STATISTICS

Opponent	Date	gs	min	fg-fga	pct	3fg-fga	pct	ft-fa	pct	off	def	tot	avg	pf	a	t/o	blk	stl	pts	avg	
NORTHERN NEW MEXIC	11/11/17	*	23	8-14	.571	6-10	.600	2-3	.667	0	1	1	1.0	1	10	3	0	1	24	24.0	
NEBRASKA-OMAHA	11/14/17	*	27	3-7	.429	2-6	.333	1-5	.200	0	2	2	1.5	0	3	2	0	2	9	16.5	
at New Mexico State	11/17/17	*	29	3-8	.375	1-4	.250	3-3	1.000	1	3	4	2.3	2	1	3	0	0	10	14.3	
TENNESSEE TECH	11/21/17	*	34	8-16	.500	7-11	.636	6-8	.750	1	3	4	2.8	3	6	4	0	1	29	18.0	
vs TCU	11/24/17	*	28	5-16	.313	2-10	.200	0-0	.000	1	3	4	3.0	3	2	2	0	1	12	16.8	
vs Maryland	11/25/17	*	29	6-14	.429	2-6	.333	5-5	1.000	0	0	0	2.5	3	2	2	0	1	19	17.2	
EVANSVILLE	11/29/17	*	29	5-8	.625	2-4	.500	1-1	1.000	0	2	2	2.4	2	1	1	0	2	13	16.6	
at UTEP	12/2/17	*	34	1-5	.200	1-4	.250	6-6	1.000	0	3	3	2.5	1	3	0	0	1	9	15.6	
at Colorado	12/6/17	*	25	1-6	.167	0-3	.000	2-3	.667	0	2	2	2.4	1	3	2	0	0	4	14.3	
NEW MEXICO STATE	12/9/17		28	1-6	.167	0-4	.000	2-3	.667	0	3	3	2.5	1	2	4	0	0	4	13.3	
ARIZONA	12/16/17		28	2-9	.222	2-8	.250	0-0	.000	1	3	4	2.6	3	2	3	0	1	6	12.6	
RICE	12/19/17		26	4-8	.500	4-8	.500	1-2	.500	0	2	2	2.6	0	2	0	0	1	13	12.7	
PRAIRIE VIEW A&M	12/22/17		23	2-7	.286	1-5	.200	0-0	.000	0	0	0	2.4	2	1	3	0	0	5	12.1	
AIR FORCE	12/27/17	*	22	3-8	.375	1-6	.167	0-0	.000	0	4	4	2.5	1	4	1	0	0	7	11.7	
at Nevada	12/30/17		20	3-8	.375	1-6	.167	0-0	.000	0	2	2	2.5	0	2	1	0	0	7	11.4	
at Boise State	01/03/18		24	1-10	.100	0-5	.000	0-0	.000	0	3	3	2.5	1	7	0	0	0	2	10.8	
SAN JOSE STATE	1/6/18		32	4-11	.364	2-8	.250	2-4	.500	0	1	1	2.4	0	4	2	0	0	12	10.9	
WYOMING	1/10/18		21	1-4	.250	1-3	.333	2-2	1.000	0	0	0	2.3	2	1	6	0	0	5	10.6	
at Fresno State	01/13/18		25	4-9	.444	1-5	.200	7-8	.875	0	0	0	2.2	4	2	0	0	1	16	10.8	
at UNLV	01/17/18		18	0-4	.000	0-2	.000	1-2	.500	0	3	3	2.2	0	0	2	0	0	1	10.4	
SAN DIEGO STATE	1/20/18		17	2-6	.333	2-3	.667	0-1	.000	0	1	1	2.1	3	3	1	0	0	6	10.1	
COLORADO STATE	01/27/18	dnp	-	-	-	-	-	-	-	-	-	-	-	-	-	-	-	-	-	-	
at Utah State	01/31/18	dnp	-	-	-	-	-	-	-	-	-	-	-	-	-	-	-	-	-	-	
at San José State	02/03/18	dnp	-	-	-	-	-	-	-	-	-	-	-	-	-	-	-	-	-	-	
BOISE STATE	02/06/18	dnp	-	-	-	-	-	-	-	-	-	-	-	-	-	-	-	-	-	-	
at Air Force	02/10/18	dnp	-	-	-	-	-	-	-	-	-	-	-	-	-	-	-	-	-	-	
UTAH STATE	02/14/18	dnp	-	-	-	-	-	-	-	-	-	-	-	-	-	-	-	-	-	-	
at Wyoming	02/20/18	dnp	-	-	-	-	-	-	-	-	-	-	-	-	-	-	-	-	-	-	
UNLV	02/25/18	dnp	-	-	-	-	-	-	-	-	-	-	-	-	-	-	-	-	-	-	
at Colorado State	02/28/18	dnp	-	-	-	-	-	-	-	-	-	-	-	-	-	-	-	-	-	-	
FRESNO STATE	03/03/18	dnp	-	-	-	-	-	-	-	-	-	-	-	-	-	-	-	-	-	-	
Totals			10	542	67-184	.364	38-121	.314	41-56	.732	4	41	45	2.1	33	61	42	0	12	213	10.1

SEASON HIGHS

Points: 29 vs. Tennessee Tech (11-21-17)
FG: 8 (2x) Last time vs. Tennessee Tech (11-21-17)
FGA: 16 (2x) Last time vs. TCU (11-24-17)
3FG: 7 vs. Tennessee Tech (11-21-17)
3FGA: 11 vs. Tennessee Tech (11-21-17)
FT: 7 at Fresno State (1-13-18)
FTA: 8 (3x) Last time at Fresno State (1-13-18)
Rebounds: 4 (5x) Last time vs. Air Force (12-27-17)
Assists: 10 vs. Northern N.M. (11-11-17)
Blocks: N/A
Steals: 2 (2x) Last time vs. Evansville (11-29-17)
Minutes Played: 34 (2x) Last time at UTEP (12-2-17)

CAREER HIGHS AT UNM

Points: 29 vs. Tennessee Tech (11-21-17)
FG: 8 (2x) Last time vs. Tennessee Tech (11-21-17)
FGA: 16 (2x) Last time vs. TCU (11-24-17)
3FG: 7 vs. Tennessee Tech (11-21-17)
3FGA: 11 vs. Tennessee Tech (11-21-17)
FT: 7 at Fresno State (1-13-18)
FTA: 8 (3x) Last time at Fresno State (1-13-18)
Rebounds: 4 (5x) Last time vs. Air Force (12-27-17)
Assists: 10 vs. Northern N.M. (11-11-17)
Blocks: N/A
Steals: 2 (2x) Last time vs. Evansville (11-29-17)
Minutes Played: 34 (2x) Last time at UTEP (12-2-17)

CAREER STATISTICS

Season	gp-gs	min/avg	Total fg-fga	pct	3-Point fg-fga	pct	F-Throws ft-fa	pct	Rebounds off	def	tot	avg	pf	fo	ast	to	blk	stl	Scoring pts	avg
2017-18	21-10	542/25.8	67-184	.364	38-121	.314	41-56	.732	4	41	45	2.1	33	0	61	42	0	12	213	10.1
TOTAL	21-10	542/25.8	67-184	.364	38-121	.314	41-56	.732	4	41	45	2.1	33	0	61	42	0	12	213	10.1



Sam Logwood

6'8" - Senior - Guard/Forward
Indianapolis, Ind. (La Lumiere HS)

2

NOTEWORTHY:

- Had career high 20 points in 2016-17 season opener against Idaho State
- Had first career double-double of 12 pts, 11 reb at Wyoming (2-25-17)
- Career highs of three blocks, four steals at San Diego State in 2015-16
- Career highs of seven boards, five assists against Wyoming in 2015-16
- Academic All-MW selection in 2015

GAME-BY-GAME STATISTICS

Opponent	Date	gs	min	fg-fga	pct	3fg-fga	pct	ft-fa	pct	off	def	tot	avg	pf	a	t/o	blk	stl	pts	avg
NORTHERN NEW MEXIC	11/11/17	*	17	6-8	.750	0-0	.000	2-2	1.000	1	5	6	6.0	2	2	0	0	3	14	14.0
NEBRASKA-OMAHA	11/14/17	*	23	4-11	.364	0-0	.000	10-11	.909	5	0	5	5.5	3	2	2	0	1	18	16.0
at New Mexico State	11/17/17	*	33	4-13	.308	0-1	.000	0-2	.000	3	4	7	6.0	3	2	5	0	0	8	13.3
TENNESSEE TECH	11/21/17	*	29	6-12	.500	0-0	.000	9-11	.818	3	2	5	5.8	1	0	3	0	1	21	15.3
vs TCU	11/24/17	*	32	10-21	.476	0-1	.000	7-8	.875	2	4	6	5.8	3	1	2	0	0	27	17.6
vs Maryland	11/25/17	*	23	2-5	.400	0-0	.000	4-4	1.000	0	2	2	5.2	4	2	5	0	1	8	16.0
EVANSVILLE	11/29/17	*	22	6-9	.667	0-0	.000	2-2	1.000	1	4	5	5.1	3	1	4	0	0	14	15.7
at UTEP	12/2/17	*	30	8-12	.667	1-1	1.000	5-7	.714	3	4	7	5.4	3	4	3	0	0	22	16.5
at Colorado	12/6/17	*	18	1-7	.143	0-0	.000	0-2	.000	0	3	3	5.1	3	1	1	0	0	2	14.9
NEW MEXICO STATE	12/9/17	dnp	-	-	-	-	-	-	-	-	-	-	-	-	-	-	-	-	-	-
ARIZONA	12/16/17	26	3-10	.300	0-1	.000	2-3	.667	3	1	4	5.0	1	5	0	0	0	8	14.2	
RICE	12/19/17	29	5-14	.357	0-1	.000	5-5	1.000	5	4	9	5.4	2	1	1	0	0	15	14.3	
PRAIRIE VIEW A&M	12/22/17	20	4-7	.571	0-0	.000	0-0	.000	1	3	4	5.3	2	1	4	0	1	8	13.8	
AIR FORCE	12/27/17	22	3-10	.300	1-2	.500	3-4	.750	0	4	4	5.2	2	0	1	0	0	10	13.5	
at Nevada	12/30/17	30	6-10	.600	0-0	.000	0-0	.000	2	4	6	5.2	3	0	5	0	0	12	13.4	
at Boise State	01/03/18	18	1-6	.167	0-0	.000	4-4	1.000	1	0	1	4.9	0	0	1	0	0	6	12.9	
SAN JOSÉ STATE	01/06/18	dnp	-	-	-	-	-	-	-	-	-	-	-	-	-	-	-	-	-	-
WYOMING	01/10/18	dnp	-	-	-	-	-	-	-	-	-	-	-	-	-	-	-	-	-	-
at Fresno State	01/13/18	dnp	-	-	-	-	-	-	-	-	-	-	-	-	-	-	-	-	-	-
at UNLV	01/17/18	dnp	-	-	-	-	-	-	-	-	-	-	-	-	-	-	-	-	-	-
SAN DIEGO STATE	01/20/18	dnp	-	-	-	-	-	-	-	-	-	-	-	-	-	-	-	-	-	-
COLORADO STATE	01/27/18	dnp	-	-	-	-	-	-	-	-	-	-	-	-	-	-	-	-	-	-
at Utah State	01/31/18	dnp	-	-	-	-	-	-	-	-	-	-	-	-	-	-	-	-	-	-
at San José State	02/03/18	dnp	-	-	-	-	-	-	-	-	-	-	-	-	-	-	-	-	-	-
BOISE STATE	02/06/18	dnp	-	-	-	-	-	-	-	-	-	-	-	-	-	-	-	-	-	-
at Air Force	02/10/18	dnp	-	-	-	-	-	-	-	-	-	-	-	-	-	-	-	-	-	-
UTAH STATE	02/14/18	dnp	-	-	-	-	-	-	-	-	-	-	-	-	-	-	-	-	-	-
at Wyoming	02/20/18	dnp	-	-	-	-	-	-	-	-	-	-	-	-	-	-	-	-	-	-
UNLV	02/25/18	dnp	-	-	-	-	-	-	-	-	-	-	-	-	-	-	-	-	-	-
at Colorado State	02/28/18	dnp	-	-	-	-	-	-	-	-	-	-	-	-	-	-	-	-	-	-
FRESNO STATE	03/03/18	dnp	-	-	-	-	-	-	-	-	-	-	-	-	-	-	-	-	-	-
Totals		9	372	69-155	.445	2-7	.286	53-65	.815	30	44	74	4.9	35	22	37	0	7	193	12.9

SEASON HIGHS

Points: 27 vs. TCU (11-24-17)
FG: 10 vs. TCU (11-24-17)
FGA: 21 vs. TCU (11-24-17)
3FG: 1 (2x) Last time vs. Air Force (12-27-17)
3FGA: 2 vs. Air Force (12-27-17)
FT: 10 vs Omaha (11-14-17)
FTA: 11 (2x) Last time vs. Tennessee Tech (11-21-17)
Rebounds: 9 vs. Rice (12-19-17)
Assists: 5 vs. Arizona (12-16-17)
Blocks: N/A
Steals: 3 vs. Northern N.M. (11-11-17)
Minutes Played: 33 at New Mexico State (11-17-17)

CAREER HIGHS AT UNM

Points: 27 vs. TCU (11-24-17)
FG: 10 vs. TCU (11-24-17)
FGA: 21 vs. TCU (11-24-17)
3FG: 2 (7x) Last time vs. SJSU (2-4-17)
3FGA: 6 vs. Air Force (3-11-15)
FT: 10 vs Omaha (11-14-17)
FTA: 11 (2x) Last time vs. Tennessee Tech (11-21-17)
Rebounds: 11 vs. Wyoming (2-25-17)
Assists: 6 vs. UTEP (12-7-16)
Blocks: 3 at San Diego State (2-6-16)
Steals: 4 (2x) Last time vs. UAPB (12-17-16)
Minutes Played: 41 at San Diego State (2-6-16)

CAREER STATISTICS

Season	gp-gs	min/avg	fg-fga	pct	fg-fga	pct	ft-fa	pct	off	def	tot	avg	pf	to	ast	to	blk	stl	pts	avg
2014-15	28-16	572/20.4	57-145	.393	17-55	.309	40-55	.727	24	52	76	2.7	46	0	31	29	3	9	171	6.1
2015-16	32-32	836/26.1	75-171	.439	17-43	.395	35-60	.583	37	93	130	4.1	78	2	58	49	14	24	202	6.3
2016-17	30-18	672/22.4	80-178	.449	10-25	.400	49-73	.671	20	84	104	3.5	50	1	33	41	4	22	219	7.3
2017-18	15-9	372/24.8	69-155	.445	2-7	.286	53-65	.815	30	44	74	4.9	35	0	22	37	0	7	193	12.9
TOTAL	105-75	2452/23.4	281-649	.433	46-130	.354	177-253	.700	111	273	384	3.7	209	3	144	156	21	62	785	7.5



Antino Jackson
6'0" - Senior - Guard
Houston, Texas (Akron)

3

NOTEWORTHY :

- Earned All-MAC Honorable Mention at Akron in 2015-16.
- Was the Zips second-leading scorer as a sophomore, averaging 11.8 ppg, 3.5 apg and 3.1 rpg.
- Finished his sophomore season with 25 double-digit performances.
- Set career-highs in points (23), assists (8) and rebounds (8) as a sophomore.
- Ranked among MAC leaders in six categories in 2015-16.

GAME-BY-GAME STATISTICS

Opponent	Date	qs	min	fg-fga	pct	3fg-fga	pct	ft-fa	pct	off	def	tot	avg	pf	a	t/o	blk	stl	pts	avg	
NORTHERN NEW MEXIC	11/11/17	*	21	4-7	.571	1-4	.250	3-3	1.000	0	1	1	1.0	3	6	5	0	1	12	12.0	
NEBRASKA-OMAHA	11/14/17	*	24	7-11	.636	5-7	.714	0-0	.000	0	4	4	2.5	2	5	3	0	3	19	15.5	
at New Mexico State	11/17/17	*	20	1-6	.167	1-4	.250	0-0	.000	0	0	0	1.7	1	0	1	0	0	3	11.3	
TENNESSEE TECH	11/21/17	*	18	3-9	.333	2-6	.333	0-0	.000	0	2	2	1.8	1	2	2	0	0	8	10.5	
vs TCU	11/24/17		24	4-9	.444	3-7	.429	1-2	.500	0	4	4	2.2	1	1	1	0	0	12	10.8	
vs Maryland	11/25/17		16	0-10	.000	0-7	.000	2-2	1.000	0	0	0	1.8	0	3	0	0	1	2	9.3	
EVANSVILLE	11/29/17		18	0-4	.000	0-2	.000	2-3	.667	1	3	4	2.1	2	10	1	0	0	2	8.3	
at UTEP	12/2/17		23	3-6	.500	2-4	.500	2-5	.400	0	4	4	2.4	4	1	2	0	2	10	8.5	
at Colorado	12/6/17	*	23	2-8	.250	2-7	.286	0-0	.000	0	1	1	2.2	3	1	1	0	2	6	8.2	
NEW MEXICO STATE	12/9/17	*	25	5-13	.385	3-8	.375	1-2	.500	1	2	3	2.3	3	1	4	0	1	14	8.8	
ARIZONA	12/16/17	*	19	2-7	.286	1-3	.333	0-0	.000	0	1	1	2.2	3	1	3	0	1	5	8.5	
RICE	12/19/17	*	18	1-4	.250	0-2	.000	0-0	.000	0	2	2	2.2	2	2	0	0	0	2	7.9	
PRAIRIE VIEW A&M	12/22/17	*	19	6-11	.545	4-8	.500	1-2	.500	0	2	2	2.2	2	3	2	0	1	17	8.6	
AIR FORCE	12/27/17		25	4-5	.800	2-3	.667	0-0	.000	0	2	2	2.1	1	9	1	0	1	10	8.7	
at Nevada	12/30/17	*	28	4-9	.444	3-6	.500	1-1	1.000	0	2	2	2.1	3	8	2	0	0	12	8.9	
at Boise State	01/03/18	*	27	2-6	.333	1-3	.333	0-0	.000	2	3	5	2.3	2	0	3	0	1	5	8.7	
SAN JOSE STATE	1/6/18	*	21	4-6	.667	3-5	.600	0-0	.000	0	0	0	2.2	4	7	2	0	3	11	8.8	
WYOMING	1/10/18	*	28	7-12	.583	4-7	.571	2-3	.667	1	0	1	2.1	5	4	3	0	4	20	9.4	
at Fresno State	01/13/18	*	25	3-5	.600	1-3	.333	0-0	.000	0	1	1	2.1	1	5	5	0	3	7	9.3	
at UNLV	01/17/18	*	33	5-15	.333	3-7	.429	4-4	1.000	1	3	4	2.2	0	5	5	0	2	17	9.7	
SAN DIEGO STATE	1/20/18	*	28	8-12	.667	6-10	.600	2-2	1.000	0	1	1	2.1	2	6	0	0	1	24	10.4	
COLORADO STATE	01/27/18	dnp	-	-	-	-	-	-	-	-	-	-	-	-	-	-	-	-	-	-	
at Utah State	01/31/18	dnp	-	-	-	-	-	-	-	-	-	-	-	-	-	-	-	-	-	-	
at San José State	02/03/18	dnp	-	-	-	-	-	-	-	-	-	-	-	-	-	-	-	-	-	-	
BOISE STATE	02/06/18	dnp	-	-	-	-	-	-	-	-	-	-	-	-	-	-	-	-	-	-	
at Air Force	02/10/18	dnp	-	-	-	-	-	-	-	-	-	-	-	-	-	-	-	-	-	-	
UTAH STATE	02/14/18	dnp	-	-	-	-	-	-	-	-	-	-	-	-	-	-	-	-	-	-	
at Wyoming	02/20/18	dnp	-	-	-	-	-	-	-	-	-	-	-	-	-	-	-	-	-	-	
UNLV	02/25/18	dnp	-	-	-	-	-	-	-	-	-	-	-	-	-	-	-	-	-	-	
at Colorado State	02/28/18	dnp	-	-	-	-	-	-	-	-	-	-	-	-	-	-	-	-	-	-	
FRESNO STATE	03/03/18	dnp	-	-	-	-	-	-	-	-	-	-	-	-	-	-	-	-	-	-	
Totals			16	483	75-175	.429	47-113	.416	21-29	.724	6	38	44	2.1	45	80	46	0	27	218	10.4

SEASON HIGHS

Points: 24 vs San Diego State (1-20-18)
FG: 8 vs San Diego State (1-20-18)
FGA: 15 at UNLV (1-17-18)
3FG: 6 vs San Diego State (1-20-18)
3FGA: 10 vs San Diego State (1-20-18)
FT: 4 at UNLV (1-17-18)
FTA: 5 at UTEP (12-2-17)
Rebounds: 5 at Boise State (1-3-18)
Assists: 10 vs. Evansville (11-29-17)
Blocks: N/A
Steals: 4 vs Wyoming (1-10-18)
Minutes Played: 33 at UNLV (1-17-18)

CAREER HIGHS AT UNM

Points: 24 vs San Diego State (1-20-18)
FG: 8 vs San Diego State (1-20-18)
FGA: 15 at UNLV (1-17-18)
3FG: 6 vs San Diego State (1-20-18)
3FGA: 10 vs San Diego State (1-20-18)
FT: 4 at UNLV (1-17-18)
FTA: 5 at UTEP (12-2-17)
Rebounds: 5 at Boise State (1-3-18)
Assists: 10 vs. Evansville (11-29-17)
Blocks: N/A
Steals: 4 vs Wyoming (1-10-18)
Minutes Played: 33 at UNLV (1-17-18)

CAREER STATISTICS

Season	gp-gs	min/avg	Total fg-fga	pct	3-Point fg-fga	pct	F-Throws ft-fa	pct	Rebounds off	def	tot	avg	pf	fo	ast	to	blk	stl	Scoring pts	avg
2017-18	21-16	483/23.0	75-175	.429	47-113	.416	21-29	.724	6	38	44	2.1	45	1	80	46	0	27	218	10.4
TOTAL	21-16	483/23.0	75-175	.429	47-113	.416	21-29	.724	6	38	44	2.1	45	1	80	46	0	27	218	10.4



Mike Mondragon

6'3" - RS-Junior - Guard
Taos, N.M. (Highland HS)

4

NOTEWORTHY :

- Brought on as a walk-on by Coach Weir in 2017-18
- Saw action in his first game on Nov. 11, 2017 vs Northern New Mexico
- Scored his first basket as a Lobo on Jan. 6, 2018 against San José State
- Named First Team All-Academic while at Highland

GAME-BY-GAME STATISTICS

Opponent	Date	gs	min	fg-fga	pct	3fg-fga	pct	ft-fa	pct	off	def	tot	avg	pf	a	t/o	blk	stl	pts	avg
NORTHERN NEW MEXIC	11/11/17	1		0-0	.000	0-0	.000	0-0	.000	0	0	0	0.0	0	0	0	0	0	0	0.0
NEBRASKA-OMAHA	11/14/17	2		0-0	.000	0-0	.000	0-0	.000	0	0	0	0.0	0	0	0	0	0	0	0.0
at New Mexico State	11/17/17	dnp		-	-	-	-	-	-	-	-	-	-	-	-	-	-	-	-	-
TENNESSEE TECH	11/21/17	dnp		-	-	-	-	-	-	-	-	-	-	-	-	-	-	-	-	-
vs TCU	11/24/17	dnp		-	-	-	-	-	-	-	-	-	-	-	-	-	-	-	-	-
vs Maryland	11/25/17	dnp		-	-	-	-	-	-	-	-	-	-	-	-	-	-	-	-	-
EVANSVILLE	11/29/17	dnp		-	-	-	-	-	-	-	-	-	-	-	-	-	-	-	-	-
at UTEP	12/2/17	dnp		-	-	-	-	-	-	-	-	-	-	-	-	-	-	-	-	-
at Colorado	12/6/17	dnp		-	-	-	-	-	-	-	-	-	-	-	-	-	-	-	-	-
NEW MEXICO STATE	12/9/17	dnp		-	-	-	-	-	-	-	-	-	-	-	-	-	-	-	-	-
ARIZONA	12/16/17	dnp		-	-	-	-	-	-	-	-	-	-	-	-	-	-	-	-	-
RICE	12/19/17	dnp		-	-	-	-	-	-	-	-	-	-	-	-	-	-	-	-	-
PRAIRIE VIEW A&M	12/22/17	dnp		-	-	-	-	-	-	-	-	-	-	-	-	-	-	-	-	-
AIR FORCE	12/27/17	dnp		-	-	-	-	-	-	-	-	-	-	-	-	-	-	-	-	-
at Nevada	12/30/17	dnp		-	-	-	-	-	-	-	-	-	-	-	-	-	-	-	-	-
at Boise State	01/03/18	dnp		-	-	-	-	-	-	-	-	-	-	-	-	-	-	-	-	-
SAN JOSE STATE	1/6/18	2		1-1	1.000	0-0	.000	0-0	.000	0	0	0	0.0	0	1	0	0	0	2	0.7
WYOMING	1/10/18	dnp		-	-	-	-	-	-	-	-	-	-	-	-	-	-	-	-	-
at Fresno State	01/13/18	dnp		-	-	-	-	-	-	-	-	-	-	-	-	-	-	-	-	-
at UNLV	01/17/18	4		0-0	.000	0-0	.000	0-0	.000	0	0	0	0.0	1	0	2	0	0	0	0.5
SAN DIEGO STATE	1/20/18	1		0-0	.000	0-0	.000	0-0	.000	0	0	0	0.0	0	0	0	0	0	0	0.4
COLORADO STATE	01/27/18	dnp		-	-	-	-	-	-	-	-	-	-	-	-	-	-	-	-	-
at Utah State	01/31/18	dnp		-	-	-	-	-	-	-	-	-	-	-	-	-	-	-	-	-
at San José State	02/03/18	dnp		-	-	-	-	-	-	-	-	-	-	-	-	-	-	-	-	-
BOISE STATE	02/06/18	dnp		-	-	-	-	-	-	-	-	-	-	-	-	-	-	-	-	-
at Air Force	02/10/18	dnp		-	-	-	-	-	-	-	-	-	-	-	-	-	-	-	-	-
UTAH STATE	02/14/18	dnp		-	-	-	-	-	-	-	-	-	-	-	-	-	-	-	-	-
at Wyoming	02/20/18	dnp		-	-	-	-	-	-	-	-	-	-	-	-	-	-	-	-	-
UNLV	02/25/18	dnp		-	-	-	-	-	-	-	-	-	-	-	-	-	-	-	-	-
at Colorado State	02/28/18	dnp		-	-	-	-	-	-	-	-	-	-	-	-	-	-	-	-	-
FRESNO STATE	03/03/18	dnp		-	-	-	-	-	-	-	-	-	-	-	-	-	-	-	-	-
Totals		0	10	1-1	1.000	0-0	.000	0-0	.000	0	0	0	0.0	1	1	2	0	0	2	0.4

SEASON HIGHS

Points: 2 vs San José State (1/6/18)
 FG: 1 vs San José State (1/6/18)
 FGA: 1 vs San José State (1/6/18)
 3FG: N/A
 3FGA: N/A
 FT: N/A
 FTA: N/A
 Rebounds: N/A
 Assists: 1 vs San José State (1/6/18)
 Blocks: N/A
 Steals: N/A
 Minutes Played: 2 (2x) Last time vs San José State (1/6/18)

CAREER HIGHS AT UNM

Points: 2 vs San José State (1/6/18)
 FG: 1 vs San José State (1/6/18)
 FGA: 1 vs San José State (1/6/18)
 3FG: N/A
 3FGA: N/A
 FT: N/A
 FTA: N/A
 Rebounds: N/A
 Assists: 1 vs San José State (1/6/18)
 Blocks: N/A
 Steals: N/A
 Minutes Played: 2 (2x) Last time vs San José State (1/6/18)

CAREER STATISTICS

Season	gp-gs	min/avg	Total fg-fga	pct	3-Point fg-fga	pct	F-Throws ft-fa	pct	Rebounds off	def	tot	avg	pf	fo	ast	to	blk	stl	Scoring pts	avg
2017-18	5-0	10/2.0	1-1	1.000	0-0	.000	0-0	.000	0	0	0	0.0	1	0	1	2	0	0	2	0.4
TOTAL	5-0	10/2.0	1-1	1.000	0-0	.000	0-0	.000	0	0	0	0.0	1	0	1	2	0	0	2	0.4



Joe Furstinger

6'9" - Senior - Forward

5

Rancho Santa Margarita, Calif. (Santa Margarita Catholic HS)

NOTEWORTHY :

- Scored career-high 17 points and 12 rebounds for his first career double-double on 12-19-17 against Rice.
- Scored a new career-high 20 points vs. Prairie View A&M
- Had a career-high five field goals made in Rice win on 12-19-17.
- Led all UNM bigs in assists by a wide margin in 2015-16.
- Played at the same high school as the Warrior's Klay Thompson.

GAME-BY-GAME STATISTICS

Opponent	Date	gs	min	fg-fga	pct	3fg-fga	pct	ft-fa	pct	off	def	tot	avg	pf	a	t/o	blk	stl	pts	avg
NORTHERN NEW MEXIC	11/11/17	*	18	4-8	.500	0-2	.000	1-1	1.000	1	5	6	6.0	4	5	0	3	1	9	9.0
NEBRASKA-OMAHA	11/14/17	*	24	3-6	.500	0-2	.000	5-5	1.000	2	6	8	7.0	3	2	5	4	1	11	10.0
at New Mexico State	11/17/17	*	21	1-3	.333	0-1	.000	2-2	1.000	0	1	1	5.0	4	0	0	0	0	4	8.0
TENNESSEE TECH	11/21/17	*	28	1-5	.200	0-1	.000	5-6	.833	2	7	9	6.0	1	2	1	4	0	7	7.8
vs TCU	11/24/17	*	24	2-6	.333	0-2	.000	2-2	1.000	1	6	7	6.2	4	2	0	3	0	6	7.4
vs Maryland	11/25/17	*	16	0-0	.000	0-0	.000	0-0	.000	0	1	1	5.3	4	0	1	0	0	0	6.2
EVANSVILLE	11/29/17	*	22	1-5	.200	0-2	.000	0-0	.000	0	5	5	5.3	3	6	1	2	1	2	5.6
at UTEP	12/2/17	*	12	0-2	.000	0-1	.000	0-0	.000	0	1	1	4.8	5	0	3	0	0	0	4.9
at Colorado	12/6/17	*	32	2-7	.286	0-1	.000	2-5	.400	1	6	7	5.0	4	0	0	0	1	6	5.0
NEW MEXICO STATE	12/9/17	*	20	3-3	1.000	1-1	1.000	0-0	.000	0	1	1	4.6	2	1	3	2	0	7	5.2
ARIZONA	12/16/17	*	30	2-5	.400	0-1	.000	3-3	1.000	1	4	5	4.6	1	3	0	0	2	7	5.4
RICE	12/19/17	*	26	6-8	.750	0-0	.000	5-5	1.000	4	8	12	5.3	4	2	3	1	0	17	6.3
PRAIRIE VIEW A&M	12/22/17	*	32	4-8	.500	0-1	.000	12-12	1.000	4	6	10	5.6	0	4	1	0	0	20	7.4
AIR FORCE	12/27/17	*	26	5-7	.714	0-0	.000	2-3	.667	6	6	12	6.1	2	3	1	2	1	12	7.7
at Nevada	12/30/17	*	28	3-5	.600	0-0	.000	4-6	.667	3	7	10	6.3	5	4	0	1	0	10	7.9
at Boise State	01/03/18	*	35	6-10	.600	0-1	.000	3-4	.750	0	6	6	6.3	4	0	4	0	1	15	8.3
SAN JOSE STATE	1/6/18	*	31	3-5	.600	1-2	.500	3-4	.750	1	8	9	6.5	3	4	1	2	5	10	8.4
WYOMING	1/10/18	*	33	6-11	.545	1-2	.500	4-7	.571	0	10	10	6.7	4	4	4	2	0	17	8.9
at Fresno State	01/13/18		31	4-7	.571	0-0	.000	0-2	.000	1	7	8	6.7	1	3	2	2	0	8	8.8
at UNLV	01/17/18		32	3-8	.375	0-1	.000	8-8	1.000	3	6	9	6.9	4	4	1	0	0	14	9.1
SAN DIEGO STATE	1/20/18	*	34	3-6	.500	0-0	.000	6-9	.667	2	8	10	7.0	4	3	1	1	1	12	9.2
COLORADO STATE	01/27/18	dnp	-	-	-	-	-	-	-	-	-	-	-	-	-	-	-	-	-	-
at Utah State	01/31/18	dnp	-	-	-	-	-	-	-	-	-	-	-	-	-	-	-	-	-	-
at San José State	02/03/18	dnp	-	-	-	-	-	-	-	-	-	-	-	-	-	-	-	-	-	-
BOISE STATE	02/06/18	dnp	-	-	-	-	-	-	-	-	-	-	-	-	-	-	-	-	-	-
at Air Force	02/10/18	dnp	-	-	-	-	-	-	-	-	-	-	-	-	-	-	-	-	-	-
UTAH STATE	02/14/18	dnp	-	-	-	-	-	-	-	-	-	-	-	-	-	-	-	-	-	-
at Wyoming	02/20/18	dnp	-	-	-	-	-	-	-	-	-	-	-	-	-	-	-	-	-	-
UNLV	02/25/18	dnp	-	-	-	-	-	-	-	-	-	-	-	-	-	-	-	-	-	-
at Colorado State	02/28/18	dnp	-	-	-	-	-	-	-	-	-	-	-	-	-	-	-	-	-	-
FRESNO STATE	03/03/18	dnp	-	-	-	-	-	-	-	-	-	-	-	-	-	-	-	-	-	-
Totals			17	555	62-125	.496	3-21	.143	67-84	.798	32	115	147	7.0	66	52	32	29	194	9.2

SEASON HIGHS

Points: 20 vs. Prairie View A&M (12-22-17)
 FG: 6 (3x) Last time vs Wyoming (1-10-18)
 FGA: 11 vs Wyoming (1-10-18)
 3FG: 1 (3x) Last time vs Wyoming (1-10-18)
 3FGA: 2 (6x) Last time vs Wyoming (1-10-18)
 FT: 12 vs. Prairie View A&M (12-22-17)
 FTA: 12 vs. Prairie View A&M (12-22-17)
 Rebounds: 12 (2x) Last time vs. Air Force (12-27-17)
 Assists: 6 vs. Evansville (11-29-17)
 Blocks: 4 (2x) Last time vs. Tennessee Tech (11-21-17)
 Steals: 5 vs San José State (1-6-18)
 Minutes Played: 35 at Boise State (1-3-18)

CAREER HIGHS AT UNM

Points: 20 vs. Prairie View A&M (12-22-17)
 FG: 6 (3x) Last time vs Wyoming (1-10-18)
 FGA: 11 vs Wyoming (1-10-18)
 3FG: 1 (4x) Last time 11 vs Wyoming (1-10-18)
 3FGA: 2 (7x) Last time 11 vs Wyoming (1-10-18)
 FT: 12 vs. Prairie View A&M (12-22-17)
 FTA: 12 vs. Prairie View A&M (12-22-17)
 Rebounds: 12 (2x) Last time vs. Air Force (12-27-17)
 Assists: 6 vs. Evansville (11-29-17)
 Blocks: 4 (4x) Last time vs. Tennessee Tech (11-21-17)
 Steals: 5 vs San José State (1-6-18)
 Minutes Played: 35 at Boise State (1-3-18)

CAREER STATISTICS

Season	gp-gs	min/avg	fg-fga	pct	fg-fga	pct	ft-fa	pct	off	def	tot	avg	pf	fo	ast	to	blk	stl	pts	avg
2014-15	29-0	360/12.4	24-67	.358	1-10	.100	20-35	.571	20	37	57	2.0	53	1	22	16	15	4	69	2.4
2015-16	29-0	334/11.5	14-43	.326	0-1	.000	18-29	.621	15	41	56	1.9	55	0	13	16	19	15	46	1.6
2016-17	26-5	341/13.1	28-53	.528	0-0	.000	31-43	.721	32	44	76	2.9	59	1	15	19	20	9	87	3.3
2017-18	21-17	555/26.4	62-125	.496	3-21	.143	67-84	.798	32	115	147	7.0	66	2	52	32	29	14	194	9.2
TOTAL	105-22	1590/15.1	128-288	.444	4-32	.125	136-191	.712	99	237	336	3.2	233	4	102	83	83	42	396	3.8



Makuach Maluach
6'5" - Freshman - Guard/Forward
Sydney, Australia (Newington College)

10

NOTEWORTHY :

- Played prep ball at Newington College in Stanmore, NSW, Australia
- Graduated in 2017
- Member of Australian Junior National Team in the FIBA U18 Oceania Championships.

GAME-BY-GAME STATISTICS

Opponent	Date	qs	min	fg-fga	pct	3fg-fga	pct	ft-fa	pct	off	def	tot	avg	pf	a	t/o	blk	stl	pts	avg
NORTHERN NEW MEXIC	11/11/17		21	7-7	1.000	0-0	.000	4-5	.800	2	2	4	4.0	0	1	0	1	1	18	18.0
NEBRASKA-OMAHA	11/14/17		18	4-7	.571	1-2	.500	0-0	.000	0	5	5	4.5	2	1	1	0	0	9	13.5
at New Mexico State	11/17/17		9	1-1	1.000	1-1	1.000	0-0	.000	0	0	0	3.0	1	0	2	0	0	3	10.0
TENNESSEE TECH	11/21/17		12	1-3	.333	0-1	.000	2-2	1.000	0	0	0	2.3	1	0	0	0	1	4	8.5
vs TCU	11/24/17		10	0-1	.000	0-1	.000	0-0	.000	1	0	1	2.0	1	1	2	0	0	0	6.8
vs Maryland	11/25/17		17	2-4	.500	1-1	1.000	1-1	1.000	3	0	3	2.2	2	0	3	0	0	6	6.7
EVANSVILLE	11/29/17		17	5-6	.833	0-1	.000	0-1	.000	2	1	3	2.3	3	3	2	1	0	10	7.1
at UTEP	12/2/17		11	1-1	1.000	1-1	1.000	2-2	1.000	0	0	0	2.0	2	0	2	0	1	5	6.9
at Colorado	12/6/17		19	3-8	.375	0-0	.000	0-1	.000	3	2	5	2.3	2	2	1	1	1	6	6.8
NEW MEXICO STATE	12/9/17	*	24	3-6	.500	1-3	.333	0-1	.000	1	2	3	2.4	2	0	2	0	2	7	6.8
ARIZONA	12/16/17	*	12	2-5	.400	1-4	.250	0-0	.000	1	1	2	2.4	2	2	0	1	0	5	6.6
RICE	12/19/17	*	9	0-1	.000	0-0	.000	0-0	.000	0	0	0	2.2	0	0	2	0	0	0	6.1
PRAIRIE VIEW A&M	12/22/17		13	0-1	.000	0-1	.000	4-4	1.000	1	2	3	2.2	0	0	1	1	1	4	5.9
AIR FORCE	12/27/17	*	18	2-4	.500	1-3	.333	2-2	1.000	1	2	3	2.3	1	1	1	0	1	7	6.0
at Nevada	12/30/17		10	2-4	.500	1-2	.500	0-0	.000	0	1	1	2.2	1	0	2	0	0	5	5.9
at Boise State	01/03/18	*	21	3-4	.750	0-0	.000	2-2	1.000	1	3	4	2.3	2	1	1	0	0	8	6.1
SAN JOSE STATE	1/6/18		23	6-9	.667	2-2	1.000	1-2	.500	3	1	4	2.4	4	1	0	0	1	15	6.6
WYOMING	1/10/18	*	33	5-9	.556	1-3	.333	6-6	1.000	3	2	5	2.6	4	3	2	0	2	17	7.2
at Fresno State	01/13/18	*	34	8-15	.533	0-4	.000	5-5	1.000	0	3	3	2.6	5	1	1	0	0	21	7.9
at UNLV	01/17/18	*	19	7-12	.583	2-3	.667	3-4	.750	2	1	3	2.6	5	1	0	0	0	19	8.5
SAN DIEGO STATE	1/20/18		27	4-13	.308	1-4	.250	6-7	.857	0	1	1	2.5	2	1	0	1	0	15	8.8
COLORADO STATE	01/27/18	dnp	-	-	-	-	-	-	-	-	-	-	-	-	-	-	-	-	-	-
at Utah State	01/31/18	dnp	-	-	-	-	-	-	-	-	-	-	-	-	-	-	-	-	-	-
at San José State	02/03/18	dnp	-	-	-	-	-	-	-	-	-	-	-	-	-	-	-	-	-	-
BOISE STATE	02/06/18	dnp	-	-	-	-	-	-	-	-	-	-	-	-	-	-	-	-	-	-
at Air Force	02/10/18	dnp	-	-	-	-	-	-	-	-	-	-	-	-	-	-	-	-	-	-
UTAH STATE	02/14/18	dnp	-	-	-	-	-	-	-	-	-	-	-	-	-	-	-	-	-	-
at Wyoming	02/20/18	dnp	-	-	-	-	-	-	-	-	-	-	-	-	-	-	-	-	-	-
UNLV	02/25/18	dnp	-	-	-	-	-	-	-	-	-	-	-	-	-	-	-	-	-	-
at Colorado State	02/28/18	dnp	-	-	-	-	-	-	-	-	-	-	-	-	-	-	-	-	-	-
FRESNO STATE	03/03/18	dnp	-	-	-	-	-	-	-	-	-	-	-	-	-	-	-	-	-	-
Totals		8	377	66-121	.545	14-37	.378	38-45	.844	24	29	53	2.5	42	19	25	6	11	184	8.8

SEASON HIGHS

Points: 21 at Fresno State (1-13-18)
FG: 8 at Fresno State (1-13-18)
FGA: 15 at Fresno State (1-13-18)
3FG: 2 (2x) Last time at UNLV (1-17-18)
3FGA: 4 (3x) Last time vs San Diego State (1-20-18)
FT: 6 (2x) Last time vs San Diego State (1-20-18)
FTA: 7 vs San Diego State (1-20-18)
Rebounds: 5 (3x) vs Wyoming (1-10-18)
Assists: 3 (2x) vs Wyoming (1-10-18)
Blocks: 1 (6x) Last time vs San Diego State (1-20-18)
Steals: 2 (2x) vs Wyoming (1-10-18)
Minutes Played: 34 at Fresno State (1-13-18)

CAREER HIGHS AT UNM

Points: 21 at Fresno State (1-13-18)
FG: 8 at Fresno State (1-13-18)
FGA: 15 at Fresno State (1-13-18)
3FG: 2 (2x) Last time at UNLV (1-17-18)
3FGA: 4 (3x) Last time vs San Diego State (1-20-18)
FT: 6 (2x) Last time vs San Diego State (1-20-18)
FTA: 7 vs San Diego State (1-20-18)
Rebounds: 5 (3x) vs Wyoming (1-10-18)
Assists: 3 (2x) vs Wyoming (1-10-18)
Blocks: 1 (6x) Last time vs San Diego State (1-20-18)
Steals: 2 (2x) vs Wyoming (1-10-18)
Minutes Played: 34 at Fresno State (1-13-18)

CAREER STATISTICS

Season	gp-gs	min/avg	Total fg-fga	pct	3-Point fg-fga	pct	F-Throws ft-fa	pct	Rebounds off	def	tot	avg	pf	fo	ast	to	blk	stl	pts	avg
2017-18	21-8	377/18.0	66-121	.545	14-37	.378	38-45	.844	24	29	53	2.5	42	2	19	25	6	11	184	8.8
TOTAL	21-8	377/18.0	66-121	.545	14-37	.378	38-45	.844	24	29	53	2.5	42	2	19	25	6	11	184	8.8



Jachai Simmons

6'7" - Junior - Guard/Forward
Plainfield, N.J. (Midland College)

11

NOTEWORTHY:

- Averaged 14.4 ppg and 6.6 rpg at Midland Junior College as a freshman, earning him All-Conference honors
- Named All-Conference Honorable Mention in 2016-17 averaging 11.7 ppg, 3.5 rpg while shooting 41.2 percent from the floor.
- Received his associates degree in May
- Has a twin sister, Janela, also lettered in football in high school

GAME-BY-GAME STATISTICS

Opponent	Date	gs	min	fg-fga	pct	3fg-fga	pct	ft-fa	pct	off	def	tot	avg	pf	a	t/o	blk	stl	pts	avg
NORTHERN NEW MEXIC	11/11/17		18	3-7	.429	0-3	.000	0-0	.000	1	2	3	3.0	0	4	4	2	3	6	6.0
NEBRASKA-OMAHA	11/14/17		12	1-4	.250	0-1	.000	0-0	.000	2	2	4	3.5	0	0	1	1	0	2	4.0
at New Mexico State	11/17/17		15	1-1	1.000	0-0	.000	0-0	.000	0	0	0	2.3	1	0	0	0	0	2	3.3
TENNESSEE TECH	11/21/17		8	2-3	.667	1-2	.500	0-0	.000	0	0	0	1.8	4	0	1	0	0	5	3.8
vs TCU	11/24/17		14	0-0	.000	0-0	.000	0-0	.000	1	0	1	1.6	1	0	1	0	2	0	3.0
vs Maryland	11/25/17		16	3-6	.500	1-2	.500	0-0	.000	1	3	4	2.0	2	0	1	1	2	7	3.7
EVANSVILLE	11/29/17		12	1-5	.200	1-3	.333	0-0	.000	0	0	0	1.7	0	2	0	0	0	3	3.6
at UTEP	12/2/17	*	7	0-3	.000	0-2	.000	0-0	.000	0	1	1	1.6	1	1	0	0	0	0	3.1
at Colorado	12/6/17		12	3-7	.429	1-3	.333	0-0	.000	2	1	3	1.8	1	0	0	0	1	7	3.6
NEW MEXICO STATE	12/9/17	*	25	2-6	.333	1-4	.250	0-1	.000	0	2	2	1.8	1	1	0	0	1	5	3.7
ARIZONA	12/16/17	*	10	0-0	.000	0-0	.000	0-0	.000	0	0	0	1.6	2	1	0	0	0	0	3.4
RICE	12/19/17		13	1-4	.250	0-1	.000	0-0	.000	0	1	1	1.6	0	0	2	0	0	2	3.3
PRAIRIE VIEW A&M	12/22/17	*	21	2-5	.400	1-3	.333	1-2	.500	0	0	0	1.5	2	4	0	1	1	6	3.5
AIR FORCE	12/27/17		19	6-7	.857	3-4	.750	0-0	.000	0	2	2	1.5	2	0	0	1	3	15	4.3
at Nevada	12/30/17	*	20	1-4	.250	1-4	.250	2-2	1.000	0	3	3	1.6	1	0	0	1	1	5	4.3
at Boise State	01/03/18	*	11	0-2	.000	0-1	.000	0-0	.000	0	1	1	1.6	0	0	0	0	0	0	4.1
SAN JOSE STATE	1/6/18		19	3-5	.600	2-3	.667	0-0	.000	3	1	4	1.7	1	1	0	0	1	8	4.3
WYOMING	1/10/18	*	14	0-2	.000	0-1	.000	0-0	.000	0	2	2	1.7	1	0	2	0	0	0	4.1
at Fresno State	01/13/18		14	0-1	.000	0-1	.000	0-0	.000	0	2	2	1.7	2	2	1	0	0	0	3.8
at UNLV	01/17/18	*	14	0-0	.000	0-0	.000	0-0	.000	0	2	2	1.8	2	0	0	0	2	0	3.7
SAN DIEGO STATE	1/20/18	*	17	0-2	.000	0-0	.000	0-1	.000	4	1	5	1.9	2	0	0	0	1	0	3.5
COLORADO STATE	01/27/18	dnp	-	-	-	-	-	-	-	-	-	-	-	-	-	-	-	-	-	-
at Utah State	01/31/18	dnp	-	-	-	-	-	-	-	-	-	-	-	-	-	-	-	-	-	-
at San José State	02/03/18	dnp	-	-	-	-	-	-	-	-	-	-	-	-	-	-	-	-	-	-
BOISE STATE	02/06/18	dnp	-	-	-	-	-	-	-	-	-	-	-	-	-	-	-	-	-	-
at Air Force	02/10/18	dnp	-	-	-	-	-	-	-	-	-	-	-	-	-	-	-	-	-	-
UTAH STATE	02/14/18	dnp	-	-	-	-	-	-	-	-	-	-	-	-	-	-	-	-	-	-
at Wyoming	02/20/18	dnp	-	-	-	-	-	-	-	-	-	-	-	-	-	-	-	-	-	-
UNLV	02/25/18	dnp	-	-	-	-	-	-	-	-	-	-	-	-	-	-	-	-	-	-
at Colorado State	02/28/18	dnp	-	-	-	-	-	-	-	-	-	-	-	-	-	-	-	-	-	-
FRESNO STATE	03/03/18	dnp	-	-	-	-	-	-	-	-	-	-	-	-	-	-	-	-	-	-
Totals		9	311	29-74	.392	12-38	.316	3-6	.500	14	26	40	1.9	26	16	13	7	18	73	3.5

SEASON HIGHS

Points: 15 vs. Air Force (12-27-17)
FG: 6 vs. Air Force (12-27-17)
FGA: 7 (3x) Last time vs. Air Force (12-27-17)
3FG: 3 vs. Air Force (12-27-17)
3FGA: 4 (3x) Last time at Nevada (12-30-17)
FT: 2 at Nevada (12-30-17)
FTA: 2 (2x) Last time at Nevada (12-30-17)
Rebounds: 5 vs San Diego State (1-20-18)
Assists: 4 (2x) vs. Prairie View A&M (12-22-17)
Blocks: 2 vs. Northern N.M. (11-11-17)
Steals: 3 (2x) Last time vs. Air Force (12-27-17)
Minutes Played: 25 vs. New Mexico State (12-9-17)

CAREER HIGHS AT UNM

Points: 15 vs. Air Force (12-27-17)
FG: 6 vs. Air Force (12-27-17)
FGA: 7 (3x) Last time vs. Air Force (12-27-17)
3FG: 3 vs. Air Force (12-27-17)
3FGA: 4 (3x) Last time at Nevada (12-30-17)
FT: 2 at Nevada (12-30-17)
FTA: 2 (2x) Last time at Nevada (12-30-17)
Rebounds: 5 vs San Diego State (1-20-18)
Assists: 4 (2x) vs. Prairie View A&M (12-22-17)
Blocks: 2 vs. Northern N.M. (11-11-17)
Steals: 3 (2x) Last time vs. Air Force (12-27-17)
Minutes Played: 25 vs. New Mexico State (12-9-17)

CAREER STATISTICS

Season	gp-gs	min/avg	Total		3-Point		F-Throws		Rebounds				Scoring							
			fg-fga	pct	fg-fga	pct	ft-fa	pct	off	def	tot	avg	pf	fo	ast	to	blk	stl	pts	avg
2017-18	21-9	311/14.8	29-74	.392	12-38	.316	3-6	.500	14	26	40	1.9	26	0	16	13	7	18	73	3.5
TOTAL	21-9	311/14.8	29-74	.392	12-38	.316	3-6	.500	14	26	40	1.9	26	0	16	13	7	18	73	3.5



JaQuan Lyle
 6'5" - Junior - Guard
 Evansville, Ind. (Ohio State)

13

NOTEWORTHY :

- Played in 35 games with 31 starts at guard at Ohio State
- Averaged 11.2 points in his freshman season, fourth leading scorer on team
- Led the Buckeyes in assists (147) for the 2015-16 season and again in 2016-17 (142).
- In 2016-17, third leading scorer with 11.4 ppg, shot 45.8% from the field and 40.7% from three as a sophomore.

GAME-BY-GAME STATISTICS

Will not play in 2017-18 due to NCAA transfer rules.

SEASON HIGHS

Points: N/A
 FG: N/A
 FGA: N/A
 3FG: N/A
 3FGA: N/A
 FT: N/A
 FTA: N/A
 Rebounds: N/A
 Assists: N/A
 Blocks: N/A
 Steals: N/A
 Minutes Played: N/A

CAREER HIGHS AT UNM

Points: N/A
 FG: N/A
 FGA: N/A
 3FG: N/A
 3FGA: N/A
 FT: N/A
 FTA: N/A
 Rebounds: N/A
 Assists: N/A
 Blocks: N/A
 Steals: N/A
 Minutes Played: N/A

CAREER STATISTICS



Dane Kuiper

6'7" - Junior - Guard/Forward

Wasilla, Alaska (Corona del Sol HS (Ariz.))

14

NOTEWORTHY :

- Set career highs of 24 points, seven field goals and six 3-pointers on 12-16-17 against #23 Arizona.
- Academic All-MW selection
- Rated as the top player in Arizona for the 2015 recruiting class
- Helped guide Tempe Corona del Sol to a pair of state championships
- One of five NCAA Division I players from the 2014-15 Corona del Sol Aztecs

GAME-BY-GAME STATISTICS

Opponent	Date	gs	min	fg-fga	pct	3fg-fga	pct	ft-fla	pct	off	def	tot	avg	pf	a	t/o	blk	stl	pts	avg	
NORTHERN NEW MEXIC	11/11/17	*	19	5-9	.556	3-5	.600	4-4	1.000	2	2	4	4.0	3	4	0	0	2	17	17.0	
NEBRASKA-OMAHA	11/14/17	*	19	0-3	.000	0-3	.000	0-0	.000	0	1	1	2.5	1	2	0	0	0	0	8.5	
at New Mexico State	11/17/17	*	21	1-6	.167	0-4	.000	1-2	.500	0	4	4	3.0	2	1	2	0	1	3	6.7	
TENNESSEE TECH	11/21/17	*	25	2-9	.222	2-8	.250	0-0	.000	0	2	2	2.8	3	5	2	0	2	6	6.5	
vs TCU	11/24/17	*	16	0-1	.000	0-1	.000	2-2	1.000	0	2	2	2.6	3	0	0	0	1	2	5.6	
vs Maryland	11/25/17	*	20	1-7	.143	0-3	.000	0-0	.000	4	4	8	3.5	0	2	0	0	1	2	5.0	
EVANSVILLE	11/29/17	*	23	2-6	.333	2-4	.500	0-0	.000	1	3	4	3.6	1	0	1	0	2	6	5.1	
at UTEP	12/2/17	*	19	2-6	.333	2-5	.400	0-0	.000	1	3	4	3.6	3	0	0	0	0	6	5.3	
at Colorado	12/6/17		13	2-3	.667	2-2	1.000	0-0	.000	1	2	3	3.6	5	1	0	1	1	6	5.3	
NEW MEXICO STATE	12/9/17		17	0-2	.000	0-1	.000	0-0	.000	0	4	4	3.6	3	3	3	1	1	0	4.8	
ARIZONA	12/16/17	*	24	7-10	.700	6-8	.750	4-4	1.000	0	2	2	3.5	3	0	0	0	0	24	6.5	
RICE	12/19/17	*	24	2-8	.250	1-6	.167	5-7	.714	1	4	5	3.6	3	6	0	0	0	10	6.8	
PRAIRIE VIEW A&M	12/22/17		19	5-7	.714	3-4	.750	1-1	1.000	0	4	4	3.6	3	0	2	0	1	14	7.4	
AIR FORCE	12/27/17	*	25	4-7	.571	3-5	.600	2-2	1.000	0	4	4	3.6	3	2	0	0	3	13	7.8	
at Nevada	12/30/17	*	14	1-2	.500	0-0	.000	0-0	.000	1	2	3	3.6	4	0	1	0	0	2	7.4	
at Boise State	01/03/18	*	23	2-7	.286	1-5	.200	2-3	.667	0	1	1	3.4	1	2	2	0	2	7	7.4	
SAN JOSE STATE	1/6/18	*	28	1-9	.111	1-8	.125	1-2	.500	0	1	1	3.3	3	3	0	0	2	4	7.2	
WYOMING	1/10/18	*	29	0-1	.000	0-1	.000	0-0	.000	0	6	6	3.4	0	1	1	1	1	0	6.8	
at Fresno State	01/13/18	*	27	2-6	.333	2-6	.333	0-0	.000	0	3	3	3.4	3	3	1	0	0	6	6.7	
at UNLV	01/17/18		26	4-8	.500	2-4	.500	0-0	.000	3	2	5	3.5	4	1	1	1	1	10	6.9	
SAN DIEGO STATE	1/20/18		25	0-7	.000	0-5	.000	0-0	.000	0	3	3	3.5	0	0	1	0	0	0	6.6	
COLORADO STATE	01/27/18	dnp	-	-	-	-	-	-	-	-	-	-	-	-	-	-	-	-	-	-	
at Utah State	01/31/18	dnp	-	-	-	-	-	-	-	-	-	-	-	-	-	-	-	-	-	-	
at San José State	02/03/18	dnp	-	-	-	-	-	-	-	-	-	-	-	-	-	-	-	-	-	-	
BOISE STATE	02/06/18	dnp	-	-	-	-	-	-	-	-	-	-	-	-	-	-	-	-	-	-	
at Air Force	02/10/18	dnp	-	-	-	-	-	-	-	-	-	-	-	-	-	-	-	-	-	-	
UTAH STATE	02/14/18	dnp	-	-	-	-	-	-	-	-	-	-	-	-	-	-	-	-	-	-	
at Wyoming	02/20/18	dnp	-	-	-	-	-	-	-	-	-	-	-	-	-	-	-	-	-	-	
UNLV	02/25/18	dnp	-	-	-	-	-	-	-	-	-	-	-	-	-	-	-	-	-	-	
at Colorado State	02/28/18	dnp	-	-	-	-	-	-	-	-	-	-	-	-	-	-	-	-	-	-	
FRESNO STATE	03/03/18	dnp	-	-	-	-	-	-	-	-	-	-	-	-	-	-	-	-	-	-	
Totals			16	456	43-124	.347	30-88	.341	22-27	.815	14	59	73	3.5	51	36	17	4	21	138	6.6

SEASON HIGHS

Points: 24 vs. Arizona (12-16-17)
FG: 7 vs. Arizona (12-16-17)
FGA: 10 vs. Arizona (12-16-17)
3FG: 6 vs. Arizona (12-16-17)
3FGA: 8 (3x) Last time vs San José State (1-8-18)
FT: 5 vs. Rice (12-19-17)
FTA: 7 vs. Rice (12-19-17)
Rebounds: 8 vs. Maryland (11-25-17)
Assists: 6 vs. Rice (12-19-17)
Blocks: 1 (4x) Last time at UNLV (1-17-18)
Steals: 3 vs. Air Force (12-27-17)
Minutes Played: 29 vs Wyoming (1-10-18)

CAREER HIGHS AT UNM

Points: 24 vs. Arizona (12-16-17)
FG: 7 vs. Arizona (12-16-17)
FGA: 10 (2x) Last time vs. Arizona (12-16-17)
3FG: 6 vs. Arizona (12-16-17)
3FGA: 8 (3x) Last time vs San José State (1-8-18)
FT: 5 vs. Rice (12-19-17)
FTA: 7 vs. Rice (12-19-17)
Rebounds: 8 (2x) vs. Maryland (11-25-17)
Assists: 6 vs. Rice (12-19-17)
Blocks: 2, Twice
Steals: 3 vs. Air Force (12-27-17)
Minutes Played: 37 vs. UNLV (1-10-17)

CAREER STATISTICS

Season	gp-gs	min/avg	fg-fga	pct	fg-fga	pct	ft-fa	pct	off	def	tot	avg	pf	fo	ast	to	blk	stl	pts	avg
2015-16	25-0	207/8.3	12-37	.324	6-18	.333	7-9	.778	3	23	26	1.0	22	1	20	9	8	6	37	1.5
2016-17	26-13	560/21.5	57-131	.435	23-61	.377	18-23	.783	15	55	70	2.7	69	4	35	22	7	20	155	6.0
2017-18	21-16	456/21.7	43-124	.347	30-88	.341	22-27	.815	14	59	73	3.5	51	1	36	17	4	21	138	6.6
TOTAL	72-29	1223/17.0	112-292	.384	59-167	.353	47-59	.797	32	137	169	2.3	142	6	91	48	19	47	330	4.6



Vladimir Pinchuk
6'10" - Freshman - Forward/Center
Schwelm, Germany (Maerkischies Gym. Schwelm)

15

NOTEWORTHY :

- Graduated from Maerkischies Gym. Schwelm in 2017
- Played club for EU Baskets Schwelm Juniors and Phoenix Hagen Youngstars
- Father played professionally in Europe and has a World-Championship silver medal with the UdSSR
- Speaks four different languages: German, English, Russian and French

GAME-BY-GAME STATISTICS

Opponent	Date	gs	min	fg-fga	pct	3fg-fga	pct	ft-fa	pct	off	def	tot	avg	pf	a	t/o	blk	stl	pts	avg
NORTHERN NEW MEXIC	11/11/17		23	6-6	1.000	0-0	.000	0-0	.000	1	6	7	7.0	3	0	1	0	1	12	12.0
NEBRASKA-OMAHA	11/14/17		13	1-3	.333	0-0	.000	0-1	.000	3	2	5	6.0	4	1	2	0	0	2	7.0
at New Mexico State	11/17/17		16	4-5	.800	0-0	.000	1-2	.500	1	1	2	4.7	1	0	1	0	0	9	7.7
TENNESSEE TECH	11/21/17		11	0-0	.000	0-0	.000	2-2	1.000	2	2	4	4.5	5	0	0	1	0	2	6.3
vs TCU	11/24/17		16	0-1	.000	0-0	.000	3-4	.750	1	0	1	3.8	0	0	1	0	0	3	5.6
vs Maryland	11/25/17		24	2-4	.500	0-0	.000	0-0	.000	1	2	3	3.7	1	0	1	0	0	4	5.3
EVANSVILLE	11/29/17		18	2-4	.500	0-0	.000	0-0	.000	0	3	3	3.6	3	0	0	1	1	4	5.1
at UTEP	12/2/17		25	2-3	.667	0-0	.000	1-6	.167	1	6	7	4.0	3	0	0	0	0	5	5.1
at Colorado	12/6/17		14	1-2	.500	0-0	.000	0-0	.000	0	0	0	3.6	1	0	0	0	0	2	4.8
NEW MEXICO STATE	12/9/17		18	2-3	.667	0-0	.000	2-3	.667	1	4	5	3.7	3	0	1	0	0	6	4.9
ARIZONA	12/16/17		11	0-2	.000	0-0	.000	0-0	.000	1	0	1	3.5	1	0	0	1	0	0	4.5
RICE	12/19/17	*	16	1-1	1.000	0-0	.000	2-2	1.000	0	1	1	3.3	1	0	1	1	0	4	4.4
PRAIRIE VIEW A&M	12/22/17	*	15	1-1	1.000	0-0	.000	0-1	.000	1	1	2	3.2	2	1	0	0	0	2	4.2
AIR FORCE	12/27/17	*	14	0-0	.000	0-0	.000	0-0	.000	0	1	1	3.0	4	0	1	1	0	0	3.9
at Nevada	12/30/17	*	12	0-0	.000	0-0	.000	0-0	.000	0	1	1	2.9	1	0	0	0	0	0	3.7
at Boise State	01/03/18		6	0-0	.000	0-0	.000	1-2	.500	1	1	2	2.8	1	0	1	0	0	1	3.5
SAN JOSE STATE	1/6/18	*	21	2-4	.500	0-0	.000	2-5	.400	2	3	5	2.9	2	1	0	0	0	6	3.6
WYOMING	1/10/18		14	0-1	.000	0-0	.000	0-1	.000	1	1	2	2.9	2	0	0	2	0	0	3.4
at Fresno State	01/13/18	*	11	1-2	.500	0-0	.000	2-2	1.000	1	1	2	2.8	1	0	0	0	0	4	3.5
at UNLV	01/17/18	*	25	5-5	1.000	0-0	.000	0-1	.000	0	3	3	2.9	1	0	0	0	0	10	3.8
SAN DIEGO STATE	1/20/18	*	17	0-0	.000	0-0	.000	1-2	.500	1	1	2	2.8	0	0	2	1	0	1	3.7
COLORADO STATE	01/27/18		dnp	-	-	-	-	-	-	-	-	-	-	-	-	-	-	-	-	-
at Utah State	01/31/18		dnp	-	-	-	-	-	-	-	-	-	-	-	-	-	-	-	-	-
at San José State	02/03/18		dnp	-	-	-	-	-	-	-	-	-	-	-	-	-	-	-	-	-
BOISE STATE	02/06/18		dnp	-	-	-	-	-	-	-	-	-	-	-	-	-	-	-	-	-
at Air Force	02/10/18		dnp	-	-	-	-	-	-	-	-	-	-	-	-	-	-	-	-	-
UTAH STATE	02/14/18		dnp	-	-	-	-	-	-	-	-	-	-	-	-	-	-	-	-	-
at Wyoming	02/20/18		dnp	-	-	-	-	-	-	-	-	-	-	-	-	-	-	-	-	-
UNLV	02/25/18		dnp	-	-	-	-	-	-	-	-	-	-	-	-	-	-	-	-	-
at Colorado State	02/28/18		dnp	-	-	-	-	-	-	-	-	-	-	-	-	-	-	-	-	-
FRESNO STATE	03/03/18		dnp	-	-	-	-	-	-	-	-	-	-	-	-	-	-	-	-	-
Totals		8	340	30-47	.638	0-0	.000	17-34	.500	19	40	59	2.8	40	3	12	8	2	77	3.7

SEASON HIGHS

Points: 12 vs. Northern N.M. (11-11-17)
FG: 6 vs. Northern N.M. (11-11-17)
FGA: 6 vs. Northern N.M. (11-11-17)
3FG: N/A
3FGA: N/A
FT: 3 vs. TCU (11-24-17)
FTA: 6 at UTEP (12-2-17)
Rebounds: 7 (2x) Last time at UTEP (12-2-17)
Assists: 1 (3x) Last time vs San José State (1-8-18)
Blocks: 2 vs Wyoming (1-10-18)
Steals: 1 (2x) Last time vs. Evansville (11-29-17)
Minutes Played: 25 (3x) Last time at UNLV (1-17-18)

CAREER HIGHS AT UNM

Points: 12 vs. Northern N.M. (11-11-17)
FG: 6 vs. Northern N.M. (11-11-17)
FGA: 6 vs. Northern N.M. (11-11-17)
3FG: N/A
3FGA: N/A
FT: 3 vs. TCU (11-24-17)
FTA: 6 at UTEP (12-2-17)
Rebounds: 7 (2x) Last time at UTEP (12-2-17)
Assists: 1 (3x) Last time vs San José State (1-8-18)
Blocks: 2 vs Wyoming (1-10-18)
Steals: 1 (2x) Last time vs. Evansville (11-29-17)
Minutes Played: 25 (3x) Last time at UNLV (1-17-18)

CAREER STATISTICS

			Total		3-Point		F-Throws		Rebounds										Scoring	
Season	gp-gs	min/avg	fg-fga	pct	fg-fga	pct	ft-fa	pct	off	def	tot	avg	pf	fo	ast	to	blk	stl	pts	avg
2017-18	21-8	340/16.2	30-47	.638	0-0	.000	17-34	.500	19	40	59	2.8	40	1	3	12	8	2	77	3.7
TOTAL	21-8	340/16.2	30-47	.638	0-0	.000	17-34	.500	19	40	59	2.8	40	1	3	12	8	2	77	3.7



Vance Jackson
 6'9" - Sophomore - Forward
 Los Angeles, Calif. (UConn)

22

NOTEWORTHY :

- Averaged 8.1 points per game as a freshman at UCONN in 2016-17
- Made 21 starts in 32 appearances
- Shot 40.9 percent from the field, 39.7 from three and 67.6 from the FT line
- Reached double figures in 13 games, led the team twice in scoring
- Led Huskies in steals five times, blocks once and assists three times
- Netted 12 points in win vs Houston in AAC quarterfinals, ACC Rookie of the Week

GAME-BY-GAME STATISTICS

Will not play in 2017-18 due to NCAA transfer rules.

SEASON HIGHS

Points: N/A
 FG: N/A
 FGA: N/A
 3FG: N/A
 3FGA: N/A
 FT: N/A
 FTA: N/A
 Rebounds: N/A
 Assists: N/A
 Blocks: N/A
 Steals: N/A
 Minutes Played: N/A

CAREER HIGHS AT UNM

Points: N/A
 FG: N/A
 FGA: N/A
 3FG: N/A
 3FGA: N/A
 FT: N/A
 FTA: N/A
 Rebounds: N/A
 Assists: N/A
 Blocks: N/A
 Steals: N/A
 Minutes Played: N/A

CAREER STATISTICS



Troy Simons
6'3" - Junior - Guard
Pittsburgh, Penn. (Polk State)

31

NOTEWORTHY :

- National Junior College Scoring Champion in 2016-17, shot 40.6% from the floor
- Averaged 26.3 points per game over 26 games, shot 40.9% from 3-pt range
- First Team All-Suncoast Conference and earned a spot on the FCSAA/NJCAA Region VIII All-State Team
- Played in the 2017 NJCAA Men's Basketball Coaches Association All-Star Game on 4/29/17 in Las Vegas

GAME-BY-GAME STATISTICS

Opponent	Date	gs	min	fg-fga	pct	3fg-fga	pct	ft-fa	pct	off	def	tot	avg	pf	a	t/o	blk	stl	pts	avg
NORTHERN NEW MEXIC	11/11/17		20	7-10	.700	3-6	.500	2-2	1.000	3	4	7	7.0	2	3	3	0	5	19	19.0
NEBRASKA-OMAHA	11/14/17		22	8-16	.500	6-11	.545	2-2	1.000	3	2	5	6.0	1	4	2	0	4	24	21.5
at New Mexico State	11/17/17		17	0-4	.000	0-1	.000	0-0	.000	1	1	2	4.7	4	0	1	1	1	0	14.3
TENNESSEE TECH	11/21/17		12	1-5	.200	1-4	.250	0-0	.000	0	1	1	3.8	2	2	1	0	1	3	11.5
vs TCU	11/24/17	*	22	2-9	.222	1-5	.200	0-0	.000	1	0	1	3.2	2	1	0	0	3	5	10.2
vs Maryland	11/25/17	*	22	1-7	.143	1-5	.200	2-2	1.000	1	0	1	2.8	5	2	0	1	1	5	9.3
EVANSVILLE	11/29/17	*	21	4-8	.500	4-7	.571	2-2	1.000	0	0	0	2.4	1	0	0	0	3	14	10.0
at UTEP	12/2/17		23	1-9	.111	1-5	.200	3-5	.600	4	4	8	3.1	2	1	4	0	0	6	9.5
at Colorado	12/6/17	*	23	1-14	.071	1-9	.111	0-2	.000	0	1	1	2.9	1	2	0	0	3	3	8.8
NEW MEXICO STATE	12/9/17	*	24	4-10	.400	1-3	.333	4-4	1.000	5	2	7	3.3	4	0	1	0	0	13	9.2
ARIZONA	12/16/17		24	4-10	.400	0-5	.000	4-4	1.000	1	0	1	3.1	3	1	1	0	2	12	9.5
RICE	12/19/17		28	5-11	.455	4-10	.400	1-2	.500	0	3	3	3.1	0	3	1	0	4	15	9.9
PRAIRIE VIEW A&M	12/22/17	*	28	3-10	.300	2-6	.333	0-0	.000	3	1	4	3.2	1	2	1	1	2	8	9.8
AIR FORCE	12/27/17	*	18	1-9	.111	0-5	.000	0-0	.000	0	1	1	3.0	2	2	0	0	0	2	9.2
at Nevada	12/30/17		19	2-10	.200	0-6	.000	0-0	.000	1	0	1	2.9	2	0	2	0	1	4	8.9
at Boise State	01/03/18		15	2-7	.286	1-5	.200	0-0	.000	0	0	0	2.7	4	1	1	0	2	5	8.6
SAN JOSÉ STATE	01/06/18	dnp	-	-	-	-	-	-	-	-	-	-	-	-	-	-	-	-	-	-
WYOMING	01/10/18	dnp	-	-	-	-	-	-	-	-	-	-	-	-	-	-	-	-	-	-
at Fresno State	01/13/18	dnp	-	-	-	-	-	-	-	-	-	-	-	-	-	-	-	-	-	-
at UNLV	01/17/18	dnp	-	-	-	-	-	-	-	-	-	-	-	-	-	-	-	-	-	-
SAN DIEGO STATE	01/20/18	dnp	-	-	-	-	-	-	-	-	-	-	-	-	-	-	-	-	-	-
COLORADO STATE	01/27/18	dnp	-	-	-	-	-	-	-	-	-	-	-	-	-	-	-	-	-	-
at Utah State	01/31/18	dnp	-	-	-	-	-	-	-	-	-	-	-	-	-	-	-	-	-	-
at San José State	02/03/18	dnp	-	-	-	-	-	-	-	-	-	-	-	-	-	-	-	-	-	-
BOISE STATE	02/06/18	dnp	-	-	-	-	-	-	-	-	-	-	-	-	-	-	-	-	-	-
at Air Force	02/10/18	dnp	-	-	-	-	-	-	-	-	-	-	-	-	-	-	-	-	-	-
UTAH STATE	02/14/18	dnp	-	-	-	-	-	-	-	-	-	-	-	-	-	-	-	-	-	-
at Wyoming	02/20/18	dnp	-	-	-	-	-	-	-	-	-	-	-	-	-	-	-	-	-	-
UNLV	02/25/18	dnp	-	-	-	-	-	-	-	-	-	-	-	-	-	-	-	-	-	-
at Colorado State	02/28/18	dnp	-	-	-	-	-	-	-	-	-	-	-	-	-	-	-	-	-	-
FRESNO STATE	03/03/18	dnp	-	-	-	-	-	-	-	-	-	-	-	-	-	-	-	-	-	-
Totals		7	338	46-149	.309	26-93	.280	20-25	.800	23	20	43	2.7	36	24	18	3	32	138	8.6

SEASON HIGHS

Points: 24 vs. Omaha (11-14-17)
 FG: 8 vs. Omaha (11-14-17)
 FGA: 16 vs. Omaha (11-14-17)
 3FG: 6 vs. Omaha (11-14-17)
 3FGA: 11 vs. Omaha (11-14-17)
 FT: 4 (2x) vs. Arizona (12-16-17)
 FTA: 5 at UTEP (12-2-17)
 Rebounds: 8 at UTEP (12-2-17)
 Assists: 4 vs. Omaha (11-14-17)
 Blocks: 1 (3x) Last time vs. Prairie View A&M (12-22-17)
 Steals: 5 vs. Northern N.M. (11-11-17)
 Minutes Played: 28 (2x) Last time vs. Prairie View A&M (12-22-17)

CAREER HIGHS AT UNM

Points: 24 vs. Omaha (11-14-17)
 FG: 8 vs. Omaha (11-14-17)
 FGA: 16 vs. Omaha (11-14-17)
 3FG: 6 vs. Omaha (11-14-17)
 3FGA: 11 vs. Omaha (11-14-17)
 FT: 4 (2x) vs. Arizona (12-16-17)
 FTA: 5 at UTEP (12-2-17)
 Rebounds: 8 at UTEP (12-2-17)
 Assists: 4 vs. Omaha (11-14-17)
 Blocks: 1 (3x) Last time vs. Prairie View A&M (12-22-17)
 Steals: 5 vs. Northern N.M. (11-11-17)
 Minutes Played: 28 (2x) Last time vs. Prairie View A&M (12-22-17)

CAREER STATISTICS

			Total		3-Point		F-Throws		Rebounds										Scoring	
Season	gp-gs	min/avg	fg-fga	pct	fg-fga	pct	ft-fa	pct	off	def	tot	avg	pf	fo	ast	to	blk	stl	pts	avg
2017-18	16-7	338/21.1	46-149	.309	26-93	.280	20-25	.800	23	20	43	2.7	36	3	24	18	3	32	138	8.6
TOTAL	16-7	338/21.1	46-149	.309	26-93	.280	20-25	.800	23	20	43	2.7	36	3	24	18	3	32	138	8.6



Anthony Mathis

6'3" - Junior - Guard
West Linn, Ore. (West Linn HS)

32

NOTEWORTHY :

- Scored 16 points in 15 minutes, both career bests, against Air Force in 2015-16
- Part of back-to-back-to-back 6A Oregon state championships
- 6A Second Team All-State as a senior
- First Team All-State selection as a junior

GAME-BY-GAME STATISTICS

Opponent	Date	gs	min	fg-fga	pct	3fg-fga	pct	ft-fa	pct	off	def	tot	avg	pf	a	t/o	blk	stl	pts	avg	
NORTHERN NEW MEXIC	11/11/17		19	5-9	.556	5-9	.556	1-2	.500	0	2	2	2.0	3	5	2	0	4	16	16.0	
NEBRASKA-OMAHA	11/14/17		16	3-9	.333	3-7	.429	0-0	.000	0	2	2	2.0	3	1	0	0	0	9	12.5	
at New Mexico State	11/17/17		19	4-5	.800	3-4	.750	3-4	.750	0	1	1	1.7	3	1	2	0	0	14	13.0	
TENNESSEE TECH	11/21/17		23	4-7	.571	3-6	.500	0-0	.000	1	2	3	2.0	5	2	0	1	1	11	12.5	
vs TCU	11/24/17		14	0-3	.000	0-3	.000	0-0	.000	0	1	1	1.8	1	0	0	0	0	0	10.0	
vs Maryland	11/25/17		17	4-6	.667	4-5	.800	0-0	.000	0	0	0	1.5	5	1	0	0	0	12	10.3	
EVANSVILLE	11/29/17		18	4-6	.667	2-4	.500	0-0	.000	0	0	0	1.3	3	0	0	0	0	10	10.3	
at UTEP	12/2/17		16	3-9	.333	3-8	.375	4-4	1.000	0	1	1	1.3	1	1	0	0	0	13	10.6	
at Colorado	12/6/17		21	5-9	.556	3-6	.500	2-3	.667	1	1	2	1.3	0	0	2	0	1	15	11.1	
NEW MEXICO STATE	12/9/17		19	1-5	.200	1-4	.250	3-3	1.000	0	2	2	1.4	1	1	0	0	0	6	10.6	
ARIZONA	12/16/17		16	2-4	.500	2-4	.500	0-0	.000	0	0	0	1.3	2	0	0	0	0	6	10.2	
RICE	12/19/17	*	11	0-3	.000	0-3	.000	0-0	.000	0	1	1	1.3	2	0	2	0	0	0	9.3	
PRAIRIE VIEW A&M	12/22/17		10	1-3	.333	0-2	.000	1-2	.500	1	2	3	1.4	2	1	0	0	0	3	8.8	
AIR FORCE	12/27/17		11	3-5	.600	3-5	.600	2-3	.667	0	1	1	1.4	2	0	0	0	0	11	9.0	
at Nevada	12/30/17		19	5-11	.455	5-8	.625	2-2	1.000	1	4	5	1.6	0	1	0	0	0	17	9.5	
at Boise State	01/03/18		20	5-11	.455	3-7	.429	0-0	.000	0	0	0	1.5	1	1	0	0	1	13	9.8	
SAN JOSE STATE	1/6/18	*	23	4-10	.400	2-8	.250	2-2	1.000	1	5	6	1.8	4	1	0	0	0	12	9.9	
WYOMING	1/10/18		28	4-10	.400	3-7	.429	5-6	.833	3	2	5	1.9	0	0	2	1	0	16	10.2	
at Fresno State	01/13/18	*	33	6-9	.667	4-6	.667	2-2	1.000	1	1	2	1.9	5	1	0	0	2	18	10.6	
at UNLV	01/17/18	*	29	4-12	.333	3-9	.333	3-3	1.000	0	2	2	2.0	3	1	0	0	0	14	10.8	
SAN DIEGO STATE	1/20/18	*	34	7-12	.583	4-7	.571	3-3	1.000	0	5	5	2.1	3	0	0	0	1	21	11.3	
COLORADO STATE	01/27/18		dnp	-	-	-	-	-	-	-	-	-	-	-	-	-	-	-	-	-	
at Utah State	01/31/18		dnp	-	-	-	-	-	-	-	-	-	-	-	-	-	-	-	-	-	
at San José State	02/03/18		dnp	-	-	-	-	-	-	-	-	-	-	-	-	-	-	-	-	-	
BOISE STATE	02/06/18		dnp	-	-	-	-	-	-	-	-	-	-	-	-	-	-	-	-	-	
at Air Force	02/10/18		dnp	-	-	-	-	-	-	-	-	-	-	-	-	-	-	-	-	-	
UTAH STATE	02/14/18		dnp	-	-	-	-	-	-	-	-	-	-	-	-	-	-	-	-	-	
at Wyoming	02/20/18		dnp	-	-	-	-	-	-	-	-	-	-	-	-	-	-	-	-	-	
UNLV	02/25/18		dnp	-	-	-	-	-	-	-	-	-	-	-	-	-	-	-	-	-	
at Colorado State	02/28/18		dnp	-	-	-	-	-	-	-	-	-	-	-	-	-	-	-	-	-	
FRESNO STATE	03/03/18		dnp	-	-	-	-	-	-	-	-	-	-	-	-	-	-	-	-	-	
Totals			5	416	74-158	.468	56-122	.459	33-39	.846	9	35	44	2.1	49	18	10	2	10	237	11.3

SEASON HIGHS

Points: 21 vs San Diego State (1-20-18)
FG: 7 vs San Diego State (1-20-18)
FGA: 12 (2x) Last time vs San Diego State (1-20-18)
3FG: 5 (2x) Last time at Nevada (12-30-17)
3FGA: 9 (2x) Last time at UNLV (1-17-18)
FT: 5 vs Wyoming (1-10-18)
FTA: 6 vs Wyoming (1-10-18)
Rebounds: 6 vs San José State (1-8-18)
Assists: 5 vs. Northern N.M. (11-11-17)
Blocks: 1 (2x) vs Wyoming (1-10-18)
Steals: 4 vs. Northern N.M. (11-11-17)
Minutes Played: 34 vs San Diego State (1-20-18)

CAREER HIGHS AT UNM

Points: 21 vs San Diego State (1-20-18)
FG: 7 vs San Diego State (1-20-18)
FGA: 12 (2x) Last time vs San Diego State (1-20-18)
3FG: 5 (2x) Last time at Nevada (12-30-17)
3FGA: 9 (2x) Last time at UNLV (1-17-18)
FT: 5 (2x) Last time vs Wyoming (1-10-18)
FTA: 6 vs Wyoming (1-10-18)
Rebounds: 6 vs San José State (1-8-18)
Assists: 5 vs. Northern N.M. (11-11-17)
Blocks: 1 (2x) vs Wyoming (1-10-18)
Steals: 4 vs. Northern N.M. (11-11-17)
Minutes Played: 34 vs San Diego State (1-20-18)

CAREER STATISTICS

Season	gp-gs	min/avg	fg-fga	pct	fg-fga	pct	ft-fa	pct	off	def	tot	avg	pf	fo	ast	to	blk	stl	pts	avg
2015-16	25-0	164/6.6	17-44	.386	12-34	.353	11-12	.917	2	11	13	0.5	25	0	9	12	0	7	57	2.3
2016-17	10-0	64/6.4	10-25	.400	6-19	.316	3-3	1.000	1	9	10	1.0	4	0	8	2	0	2	29	2.9
2017-18	21-5	416/19.8	74-158	.468	56-122	.459	33-39	.846	9	35	44	2.1	49	3	18	10	2	10	237	11.3
TOTAL	56-5	644/11.5	101-227	.445	74-175	.423	47-54	.870	12	55	67	1.2	78	3	35	24	2	19	323	5.8



Connor MacDougall
 6'9" - Senior - Forward
 Tempe, Ariz. (South Mountain CC)

55

NOTEWORTHY :

- Scored career-high 17 points against Wyoming (2-25-17)
- NJCAA All-American at South Mountain CC
- Helped South Mountain finish eighth among 16 teams at NJCAA National Tournament
- Played six games for Arizona State in 2014-15
- Ranked by Fox Sports Next as the 12th best center in 2014 recruiting class

GAME-BY-GAME STATISTICS

SEASON HIGHS

Points: N/A
 FG: N/A
 FGA: N/A
 3FG: N/A
 3FGA: N/A
 FT: N/A
 FTA: N/A
 Rebounds: N/A
 Assists: N/A
 Blocks: N/A
 Steals: N/A
 Minutes Played: N/A

CAREER HIGHS AT UNM

Points: 17 vs. Wyoming (2-25-17)
 FG: 4 vs. Wyoming (2-25-17)
 FGA: 6 vs. Wyoming (2-25-17)
 3FG: N/A
 3FGA: N/A
 FT: 10 vs. UAPB (12-17-16)
 FTA: 12 vs. Wyoming (2-25-17)
 Rebounds: 6 (3x) Last time vs. Wyoming (2-25-17)
 Assists: 1 vs. Abilene Christian (11-30-16)
 Blocks: 2 vs. Utah State (1-24-17)
 Steals: N/A
 Minutes Played: 17 vs. Houston Baptist (11-14-16)

CAREER STATISTICS

Season	gp-gs		min/avg		Total		3-Point		F-Throws		Rebounds				Scoring			
					fg-fga	pct	fg-fga	pct	ft-fga	pct	off	def	tot	avg	pts	avg		
2016-17	27-0	269/10.0			32-68	.471	0-0	.000	44-54	.815	26	26	52	1.9	59	4.0		
TOTAL	27-0	269/10.0			32-68	.471	0-0	.000	44-54	.815	26	26	52	1.9	59	4.0		

2017-18 BOX SCORES AND RECAPS

Game 1 - New Mexico 147, Northern N.M. 76

Nov. 11, 2017 | Dreamstyle Arena

Lobos Break Records in Season Opener, Win 147-76

ALBUQUERQUE, N.M. --- The University of New Mexico men's basketball team shocked a crowd of over 10,500 fans in Dreamstyle Arena - The Pit in its first regular-season outing under first-year head coach Paul Weir on Saturday night. The Lobos shattered the UNM record for points scored in a game (136), claiming a 147-76 victory over Northern New Mexico.

The 71-point victory margin also ties the nearly 45-year-old record for largest victory margin, which occurred on December 29, 1972 against Dartmouth at The Pit.

Northern New Mexico is now 2-8 on the season while the Lobos start out 1-0 for the 15th straight season.

"I am extremely thankful to every fan that came through the door tonight and hopefully they'll continue to come out and support us as we try and earn their trust and their respect as a basketball program," Coach Weir said. "Obviously (this was) the kind of offensive game we've been looking for. Our last scrimmage was a very similar outcome, so we're thankful that we're shooting the ball the way we are."

The fiery Lobo offense dominated early and refused to let up. UNM got out to a 15-point lead less than five minutes into the first half, taking a 22-7 advantage with 15:38 still remaining in the first half. The Eagles went on an ensuing 7-0 run, testing the Lobo defense and cutting the home lead to eight, but UNM quickly pushed back ahead and extended the lead to 20 on a three from junior Troy Simmons with 9:43 left.

The Lobos concluded the first-half performance with a trio of back-to-back-to-back 3-pointers, two from junior Anthony Mathis and a third from junior transfer Chris McNeal. McNeal collected four threes in the first half alone and helped pace UNM to a 74-point first-half showing, just two points shy of the UNM record for most points in a single half. The record is 76, which occurred on November 23, 1990 against Texas-Arlington.

The Lobos shot 61 percent from the field in the first half (25-41) and 50 percent from 3-point range (10-20). Three players had reached double digits including McNeal (13), senior Sam Logwood (12) and freshman Makuach Maluach (11).

Junior Dane Kuiper opened the second half with a pair of free throws to put the Lobos up 40, 75-35.

Simons and freshman Vladimir Pinchuk shined in the second half, putting up 11 and 10 points, respectively en route to the victory.

McNeal burst on the scene in his first regular-season game as a Lobo with the first UNM double-double in points and assists since March 2, 2014. He posted a team-best 24 points on the night to go along with 10 assists.

Led by McNeal, eight of the 11 Lobos to hit the floor scored in double digits including Simons (19), Maluach (18), Kuiper (17), Mathis (16), Logwood (14), Pinchuk (12) and senior Antino Jackson (12).

As a team, the Lobos collected 40 assists and 22 steals, both ranking high in Lobo history. Forty assists ties the record for most in a game, which the Lobos had done twice previously, the first on December 16, 1978 against Central Florida and again on November 23, 1990 against Texas-Arlington. Twenty-two steals is the second-most in a game in team history (25 is the record).

On the night, UNM shot 64.7 percent (55-85) from the floor including 46.2 percent from three and 86.4 percent from the free-throw line. The Lobos' 55 field goals is just four shy of the record for most in a game. The Lobos posted 59 in the November 23, 1990 game against Texas-Arlington.

The Lobos also posted an outstanding 18 3-pointers on the night, just two short of the record 20 set on November 13, 2004 against Santa Clara, while defensively UNM posted six blocks and collected 32 defensive rebounds (45 overall). Senior Joe Furstinger led the way with three blocks.

Game #1

Northern New Mexico 76 • 2 • 8

#	Player	Total		3-Ptr		Rebounds		PF		FT		FTA		Off Def Tot		P		TP		A		To Bk		Stl		Min	
		FG	FGA	FG	FGA	FT	FTA	Off	Def	Off	Def	Off	Def	Off	Def	Off	Def	Off	Def	Off	Def	Off	Def	Off	Def	Off	Def
11	WEAVER, Tyrone	2	8	1	2	1	4	1	3	4	1	3	0	0	0	0	0	0	0	0	0	0	0	0	0	21	
13	MORSE, Dominique	4	7	0	0	3	3	0	5	2	11	6	1	2	0	0	0	0	0	0	0	0	0	0	0	28	
02	SIMMONS, Bryce	7	17	3	3	3	0	1	1	3	20	3	0	7	2	25											
04	ALY, Walid	3	7	0	0	1	2	0	1	1	7	3	5	0	0	1	18										
12	COCA, Eric	2	15	0	0	1	1	2	1	3	2	4	0	1	17												
01	HILL, Marcus	0	2	0	0	2	2	2	4	3	3	3	4	0	2	13											
03	MOORE, Kevin	2	4	0	0	0	0	0	2	4	0	0	4	0	0	0	12										
05	UBRISSEN, Edini	1	5	0	0	1	2	2	4	2	3	1	0	1	0	1	16										
14	FARIA, Victor	0	0	0	0	0	0	0	0	0	0	0	0	0	0	0	0										
20	CUCH, Augustus	0	2	0	0	0	0	0	0	0	0	0	0	0	0	0	4										
21	SAIZ, Brandon	0	1	0	0	0	0	0	0	0	0	0	0	0	0	0	5										
08	MARTINEZ, Estevan	5	8	0	0	2	4	2	1	3	1	4	0	1	0	1	15										
24	BOUYER, Braxton	0	0	0	0	0	0	0	0	0	0	0	0	0	0	0	2										
26	BURGARD, Nicho	1	4	1	2	3	4	1	0	1	2	6	0	0	0	2	13										
30	DARNELL, Austin	0	2	0	0	0	0	0	0	0	0	0	0	0	0	0	1	8									
Team																											
Totals		26-70		6-21		18-24		13		17		30		20		76		16		33		0		13		200	
FG % 1st Half:		13-36		36.1%		2nd half:		13-34		38.2%		Game:		26-70		37.1%											
3FG % 1st Half:		6-11		30.0%		2nd half:		3-11		27.3%		Game:		6-21		28.6%											
FT % 1st Half:		6-11		54.5%		2nd half:		12-13		92.3%		Game:		18-24		75.0%											

New Mexico 147 • 1 • 0

#	Player	Total		3-Ptr		Rebounds		PF		FT		FTA		Off Def Tot		P		TP		A		To Bk		Stl		Min	
		FG	FGA	FG	FGA	FT	FTA	Off	Def	Off	Def	Off	Def	Off	Def	Off	Def	Off	Def	Off	Def	Off	Def	Off	Def	Off	Def
02	LOGWOOD, Sam	6	8	0	0	2	2	1	5	6	2	14	2	0	0	3	17										
05	FURSTINGER, Joe	4	6	0	0	1	1	5	6	4	9	5	0	3	1	18											
14	KUIPER, Dane	5	9	3	5	4	2	2	4	3	17	4	0	0	2	19											
03	MCNEAL, Chris	8	14	6	10	2	3	0	1	1	24	10	3	0	1	23											
01	JACKSON, Antino	4	7	1	4	3	0	1	1	3	12	6	5	0	0	1	21										
04	MONDORAGON, Mike	0	0	0	0	0	0	0	0	0	0	0	0	0	0	1											
10	MALUACH, Makuach	7	7	0	0	4	5	2	4	0	18	1	0	1	1	21											
11	SIMMONS, Jachai	3	7	0	0	0	1	2	3	0	6	4	2	3	0	18											
15	PINCHUK, Vladimir	6	6	0	0	0	0	1	6	7	3	12	0	1	0	1	23										
31	SIMONS, Troy	7	10	3	6	2	2	3	3	12	9	3	3	0	5	20											
32	MATHIS, Anthony	5	9	5	9	2	0	2	3	3	16	5	2	0	4	19											
Team																											
Totals		55-85		18-39		19-22		13		32		45		21		147		40		18		6		22		200	
FG % 1st Half:		25-41		61.0%		2nd half:		30-44		68.2%		Game:		55-85		64.7%											
3FG % 1st Half:		10-20		50.0%		2nd half:		8-19		42.1%		Game:		18-39		46.2%											
FT % 1st Half:		14-16		87.5%		2nd half:		5-6		83.3%		Game:		19-22		86.4%											

Officials: Chris Rastatter, Michael Greenstein, Eric Anderson
Technical fouls: Northern New Mexico-None, New Mexico-None.
Attendance: 10695

Score by periods	1st	2nd	Total
Northern New Mexico	35	41	76
New Mexico	74	73	147

Last FG - NMNC 2nd-00:58, NM 2nd-00:40;
Largest lead - NMNC 18-19, NM 3rd-19:23, NM 3rd-21:01-49;
NMNC led for 00:51, NM led for 38:08. Game was tied for 01:01.

Score tied - 1 time.
Lead changed - 1 time.

Game 2 - New Mexico 103, Omaha 71

Nov. 14, 2017 | Dreamstyle Arena

Lobos Top Omaha with Second Straight 100+ Game

ALBUQUERQUE, N.M. --- The University of New Mexico men's basketball team posted its first back-to-back 100+ point games since December 1998 on Tuesday night as the Lobos routed the visiting Omaha Mavericks 103-71 in their Nike N7 game. Junior transfer Troy Simmons paced the Lobos with 24 points that included six 3-pointers on the night.

The Nike N7 jersey auction in Dreamstyle Arena raised over \$2,500 for the NB3 Foundation and American Indian Student Services (AISS).

Four Lobos scored in double figures including Simons and seniors Antino Jackson (19), Sam Logwood (18) and Joe Furstinger (11). Furstinger's 11 points marks a new career-best for the senior, who has tallied a previous high of nine points twice in his career, including Saturday's game against Northern New Mexico. He also tied his career-best in free throws (5) and blocks (4).

Coach Weir earned his 30th career victory on the night as the Lobos improve to 2-0. Omaha falls to 0-3 on the season.

The Lobos opened the game with an 8-0 run over the first 2:30, half which came from Furstinger. Omaha followed with a 7-0 run as the Lobos struggled to find a consistent offensive flow, closing the gap to make it 19-16 UNM midway through the first half.

Alternating scoring droughts for both teams caused the score to remain close through the remainder of the first half, sending UNM into the locker room up by just one, 35-34. The Lobos shot an unimpressive 34.1 percent from the field and 20 percent from 3-point range compared to 37 percent from the floor and 35.7 percent from the arc for the Mavericks.

The second half was another story as the Lobos stormed past Omaha and didn't look back. In the second half, the Lobos shot 55.6 percent from the field and an outstanding 68.4 percent from 3-point range, hitting 13 triples en route to a 68-point second-half performance while limiting Omaha to just 37 points.

"I thought in the second half, we kept our defensive energy up and our offensive energy ended up coming around," head coach Paul Weir said. "I was much more pleased with our defensive energy in the second half."

"As far as our style of play, it's how we want to play and it went the way we wanted to. We were able to shoot the way we wanted to and hopefully we continue playing this way moving forward."

Simons's six 3-pointers combined with five from Jackson, three from junior Anthony Mathis, two from junior Chris McNeal and another from freshman Makuach Maluach - his first as a Lobo.

The UNM advantage was held within single digits until midway through the second half when the Lobos pulled away - fast. Sparked by a pair of Furstinger free throws and a three from McNeal, the Lobos took off on a 9-0 run in just one minute, taking a reachable 63-57 game to a 72-57 contest. McNeal's three was set up after he snagged a steal and, just 10 seconds later, Simons grabbed another steal in the Lobos' full-court press and posted the layup.

The 15-point lead was stretched to a 30-point blowout with four minutes left, 92-62 on a pair of Logwood free throws. Logwood went 10-for-11 from the stripe on the night, doubling his previous career-best five free throws in a single game.

It was a Jackson three that put the Lobos over 100 with 1:09 left. With seven seconds left on the clock, Omaha's Alex Alberry hit a three to cut the 35-point Lobo lead to 32 to close the game.

The Lobos are averaging 29.5 turnovers forced per game to start the season to go along with 44.5 field goals and 58.5 bench points. In the last two games, UNM has hit 35 3-pointers, at least 17 per game. Last season, it took nine games to reach that mark.</

2017-18 BOX SCORES AND RECAPS

Game 4 - New Mexico 96, Tennessee Tech 104

Nov. 21, 2017 | Dreamstyle Arena

Men's Basketball Upended by TTU in Final Minute

ALBUQUERQUE, N.M. --- For the first time since 2006-07, the Lobos have opened their first four games with three scoring over 90 points, but it wasn't enough on Tuesday night as Tennessee Tech pulled ahead for good in the final minute for a 103-96 win over New Mexico in Dreamstyle Arena - The Pit.

Junior Chris McNeal led UNM with 29 points on the night marking the third time this season he has scored in double digits, the second over 20 points. McNeal went 8-for-16 from the field and 7-for-11 from behind the arc to go along with 6-of-8 from the free throw line.

Tennessee Tech (4-1) started the game going 0-for-10 from the field over the first 5:31, allowing the Lobos (2-2) to go on an 8-0 run and claim a nine-point advantage (10-1) with 14:29 left to play in the first half. The Lobos extended their lead to 14 over the next four minutes (24-13, 10:10) until TTU's Aleksa Jugovic scored a trio of 3-pointers in the next three Golden Eagle possessions to cut the UNM lead to eight.

TTU closed the final 10:40 of the first half shooting 15-of-19 from the field. In the first half, Jugovic couldn't miss, going 8-for-8 from the field including 6-for-6 from 3-point range and 2-for-2 from the charity stripe. His efforts helped make it a one-point game with 10 seconds left in the half until a Dane Kuiper three with two seconds on the clock stretched the Lobo lead to four at the half.

"You have to tip your cap to them," head coach Paul Weir said. "They shot the heck out of the ball tonight and made a lot of shots at the back of it. Some of them were tough and some of them were probably on us. They were good, and they were better than us tonight."

McNeal got hot toward the end of the first half, drilling three-straight threes in under a minute and picked up where he left off. He opened the second half with a three 17 seconds in to give the Lobos what would be their largest lead of the second half, seven (58-81), before the teams battled throughout the remainder of the contest.

With the Lobos trailing by one point with 1:06 left to play, 94-93, the Golden Eagles took off on an 8-0 run over 35 seconds to get out to a nine-point lead, 102-93 with 21 seconds left. Kuiper drained another three with 12 seconds left to give the Lobos hope, 102-96, but the six-point margin was too much for the final seconds.

McNeal paced the Lobos with 29 points and was followed by senior Sam Logwood with 21. The last time UNM had a pair of 20-point scorers was almost a year ago on January 7 against Nevada.

The third Lobo to score in double figures on the night was junior Anthony Mathis who notched 11, going 4-for-7 from the field and 3-for-6 from three. The outing marked the third time this season that he registered double digits.

Senior Joe Furstinger neared a double-double on the night, scoring seven points and bringing down nine rebounds. He also tied his career-high in blocks with four.

As a team, the Lobos shot 40.6 percent from the field compared to 55.7 percent for TTU. Similarly, UNM went 41 percent from three compared to 54.5 percent to the Golden Eagles, but the Lobos did have the advantage in free throws, shooting 82.8 percent (24-29) from the line compared to just 75 percent (24-32) for TTU.

After suffering drastically on the glass against New Mexico State, the Lobos stepped up their rebound game but were still out rebounded 39-32.

TTU registered 42 points in the paint to 20 for UNM and held a 49-9 fast-break point advantage. The Lobos edged the Golden Eagles in second-chance points, 13-9, and in points off turnovers, 24-22.

"We looked like the ninth-place team in the Mountain West tonight," Weir said. Which I never thought we were going to be and we just have to do everything in our power to make sure that this is not going to be our final destination. All I can tell you is that we are going to do whatever we can to work our way out of whatever we're in right now."

"We're not discouraged," McNeal said. "We're just going to try and bounce back, come back tomorrow and work even harder. Try to turn this around."

UNM will return to action on Friday, Nov. 24 when the Lobos compete in the third round of the Emerald Coast Classic against TCU at 5 p.m. MT. TCU is currently receiving votes in the USA Today Coaches Poll. Both Friday and Saturday's games will be available to watch on CBS Sports Network.

Game #4

Tennessee Tech 104 • 4-1

#	Player	Total		3-Ptr		Rebounds		FT-FTA		Off Def		PF		TP		A TO Blk Stl		Min
		FG	FGA	FG	FGA	FT	FTA	Off	Def	Tot	PF	TP	A	TO	Blk	Stl		
11	PHILLIPS, Curtis	6	11	3	6	8	9	0	5	5	2	23	3	2	0	8	35	25
23	ALEXANDER, Courtney	3	4	0	0	3	10	4	9	3	2	0	1	1	1	24		24
25	RAMSEY, Mason	1	0	3	0	2	2	6	8	5	2	6	1	2	1	28		37
04	JUGOVIC, Aleksa	11	12	7	7	2	0	3	3	2	31	6	3	0	0	1	28	
10	MACK, Kajan	3	9	2	5	6	1	2	3	4	14	4	1	4	1	34		18
00	CALHOUN, Shaq	6	15	0	4	2	3	2	2	3	14	0	0	0	2	18		34
11	HENRY, Micahiah	3	5	0	1	4	0	2	4	7	1	3	1	0	0	19		19
02	CROSLAND, Cade	1	1	0	0	0	0	0	0	0	2	0	0	0	0	3		18
30	OMLADIC, Domen	1	1	0	0	0	0	0	0	1	2	0	0	0	1	2		2
Team		3		3		6		2		2								
Totals		34		61		12		22		30		39		25		104		200

FG % 1st Half: 17-34 50.0% 2nd half: 17-27 63.0% Game: 34-61 55.7%
3FG % 1st Half: 7-13 53.8% 2nd half: 5-9 55.6% Game: 12-22 54.5%
FT % 1st Half: 10-14 71.4% 2nd half: 14-18 77.8% Game: 24-32 75.0%
Rebounds: 22-42 52.4%

New Mexico 96 • 2-2

#	Player	Total		3-Ptr		Rebounds		FT-FTA		Off Def		PF		TP		A TO Blk Stl		Min
		FG	FGA	FG	FGA	FT	FTA	Off	Def	Tot	PF	TP	A	TO	Blk	Stl		
5	FURSTINGER, Joe	1	5	0	1	5	6	2	7	9	1	7	2	1	4	0	28	
14	KUIPER, Dane	9	2	9	2	8	0	0	2	2	3	6	5	2	0	2	25	
01	MCNEAL, Chris	8	16	7	11	6	8	1	3	4	29	6	4	0	1	34		34
02	LOGWOOD, Sam	6	12	0	0	9	11	3	2	5	1	21	0	3	0	1	29	
03	JACKSON, Antino	3	9	2	6	0	0	2	2	1	8	2	2	0	0	0	18	
10	MALIACH, Makuach	1	3	0	1	2	2	0	0	0	1	4	0	0	0	1	12	
11	SIMMONS, Jachai	2	3	1	2	0	0	0	0	4	5	0	1	0	0	0	8	
15	PINCHUK, Vladimir	0	0	0	0	2	2	4	5	2	0	0	1	0	1	11		11
21	SIMONS, Troy	1	5	1	4	0	0	1	1	2	3	0	2	0	1	1	12	
32	MATHIS, Anthony	4	7	3	6	0	0	1	2	3	5	11	2	0	1	1	23	
Team		2		2		0		2		2								
Totals		28		69		16		29		11		32		26		96		200

FG % 1st Half: 15-35 42.9% 2nd half: 13-34 38.2% Game: 28-69 40.6%
3FG % 1st Half: 8-22 36.4% 2nd half: 8-17 47.1% Game: 16-39 41.0%
FT % 1st Half: 17-21 81.0% 2nd half: 7-8 87.5% Game: 24-29 82.8%
Rebounds: 31-42 75.0%

Officials: David Hall, Keith Kimble, Bob Staffen
Technical fouls: Tennessee Tech-ALEXANDER, Courtney, New Mexico-None.
Attendance: 9703

Score by periods	1st	2nd	Total
Tennessee Tech	51	53	104
New Mexico	55	41	96

Last FG - TTU 2nd-00:36, NM 2nd-00:12.
Largest lead - TTU by 9 2nd-00:21, NM by 14 1st-11:34.
TTU led for 08:03, NM led for 26:24. Game was tied for 05:33.
Score tied - 10 times.
Lead changed - 15 times.

Game 5 - New Mexico 67, TCU 69

Nov. 24, 2017 | Niceville, Fla. (The Arena)

Lobo Comeback Falls Short vs (RV) TCU

NICEVILLE, FLA. --- The University of New Mexico men's basketball team lost a heartbreaker on Friday night after nearly pulling off an upset over (RV) TCU at the Emerald Coast Classic in Niceville, Fla. The Lobos came back from a 13-point deficit and looked to junior Chris McNeal for a game-winning 3-pointer with 1.9 seconds left in regulation, but it went wide and UNM fell 69-67.

Senior Sam Logwood led New Mexico with a career-high 27 points, leading a trio of Lobos who scored in double figures including McNeal and junior Antino Jackson (12 apiece).

The Lobos will face either St. Bonaventure or Maryland Saturday at 2 p.m. MT (3 p.m. CT).

As a team, despite being outshot and out-rebounded, the Lobos (2-3) forced 16 turnovers on TCU (5-0) and committed just nine to keep them in the game. UNM had 14 points off of turnovers (TCU had 11) and edged TCU 16-14 in second-chance points while the Horned Frogs dominated the paint, outscoring UNM 46-24 down low.

"You have to tip your cap to TCU, it's a big team, a good rebounding team that just kind of continued to punish us inside and they did a really good job," head coach Paul Weir said.

"We're going to play teams very similar to TCU this year, they're going to be bigger than us, stronger than us, they're going to be more experienced than us," Weir said. "They have a lot of things we don't, so we're trying to accentuate the things we have, which to me would be speed, shooting, depth and conditioning and trying to bring those into the game as much as we can."

The Lobos shot a season-low 34.3 percent from the field and 20 percent from 3-point range to hang in with the national vote recipient TCU. The Horned Frogs went 47.5 percent from the field and 28.6 percent from three while the Lobos dominated at the charity stripe, going 15-for-18 for 83.3 percent while TCU was just 9-for-17 (52.9 percent).

The victory marked TCU's ninth straight dating back to last season when the squad captured the NIT Championship.

New Mexico jumped out on top early, getting out to a 9-2 lead with 17:46 left in the first half before TCU chipped away and cut the lead to one.

The Horned Frogs followed with an 11-1 run over three minutes to take a seven-point advantage, 31-24 with 4:08 left in the half. TCU got up by as much a nine before a layup with eight seconds on the clock from senior Joe Furstinger made it seven, 40-33 at the half.

In the second half, TCU pushed the lead out to 13 before the Lobos roared back on a 12-3 run sparked by a jumper and a three from McNeal to get back within four, 61-57 with 8:31 left to play. The run was full of TCU turnovers and Lobo buckets to shift the momentum in favor of UNM.

McNeal hit a big three with the Lobos down five with 12 seconds left to bring the game within two, 69-67. Weir called his only full timeout to draft a play, but McNeal called the Lobos' final timeout on the inbound before the final shot went wide.

Saturday's UNM game will be streamed live on www.EmeraldCoastTV.com/ ecc17 and live stats will be available on EmeraldCoastClassic.com. In addition, Jeff Siembieda and Hunter Green will call the game on 770 KKOB-AM.

Game #5

New Mexico 67 • 2-3

#	Player	Total		3-Ptr		Rebounds		FT-FTA		Off Def		PF		TP		A TO Blk Stl		Min
		FG	FGA	FG	FGA	FT	FTA	Off	Def	Tot	PF	TP	A	TO	Blk	Stl		
01	MCNEAL, Chris	5	16	2	10	0	0	1	3	4	3	12	2	0	0	1	28	
02	LOGWOOD, Sam	10	21	0	1	7	8	2	4	6	3	27	1	2	0	0	32	
05	FURSTINGER, Joe	2	5	0	2	2	1	6	7	4	6	2	0	3	0	0	24	
14	KUIPER, Dane	0	1	0	1	2	2	0	2	3	2	0	0	0	1	16		16
31	SIMONS, Troy	2	9	1	5	0	0	1	0	1	2	5	1	0	0	0	22	
03	JACKSON, Antino	4	9	3	7	1	2	0	4	4	1	12	1	0	0	0	24	
10	MALIACH, Makuach	0	1	0	1	0	0	1	0	1	0	1	2	0	0	0	10	
11	SIMMONS, Jachai	0	0	0	0	0	0	1	0	1	0	1	0	0	1	2	14	
15	PINCHUK, Vladimir	0	1	0	0	3	4	1	0	1	0	3	0	1	0	0	16	
32	MATHIS, Anthony	0	3	0	3	0	0	0	1	1	0	0	0	0	0	0	14	
Team		4		7		3		4		7								
Totals		23		67		6		30		15		18		12		23		200

FG % 1st Half: 13-36 36.1% 2nd half: 10-31 32.3% Game: 23-67 34.3%
3FG % 1st Half: 3-16 18.8% 2nd half: 3-14 21.4% Game: 6-30 20.0%
FT % 1st Half: 4-6 66.7% 2nd half: 11-12 91.7% Game: 15-18 83.3%
Rebounds: 22-42 52.4%

TCU 69 • 5-0

CU 69 = 5-0																		
#	Player	Total	3-Ptr	Rebounds		PF	TP	A	TO	Blk	Stl	Min						
		FG	FGA	FT	FTA	Off	Def											
00	Fisher, Jaylen	5-11	0-2	0-0	0-2	2	10	5	3	0	3	32						
01	Bane, Desmond	5-8	1-2	0-0	0-2	4	11	1	1	1	0	24						
10	Brodziansky, Vlad	3-4	1-2	2-2	1-3	1	8	0	4	1	0	27						
15	Miller, JD	3-7	0-2	1-4	2-6	3	7	1	2	5	0	26						
34	Williams, Kenrich	9-16	2-3	3-5	12-17	1	23	2	1	2	1	36						
02	Olden, Shawn	0-1	0-1	0-0	0-0	0	0	0	0	0	0	5						
10	Ni, Kouat	0-2	0-0	0-0	1-2	3	4	0	1	0	0	14						
22	Hamdy, Ahmed	0-0	0-0	2-3	2-2	4	8	0	2	0	0	13						
25	Robinson, Alex	0-6	0-2	2-3	1-2	2	3	2	4	3	0	23						
Team				0-5														
Totals																		

2017-18 BOX SCORES AND RECAPS

Game 7 - New Mexico 78, Evansville 59

Nov. 29, 2017 | Dreamstyle Arena

Five score in double figures, Lobos claim 78-56 win

ALBUQUERQUE, N.M. --- Paced by five Lobos in double figures, The University of New Mexico men's basketball team rebounded from a four-game losing skid on Wednesday night in Dreamstyle Arena - The Pit, topping Evansville by a score of 78-59 while shooting 49 percent from the floor (30-61).

Senior Sam Logwood and junior Troy Simons led the Lobos (3-4) with 14 points each, with Logwood adding five rebounds. Junior Chris McNeal added 13 points while junior Anthony Mathis and freshman Makuach Maluach chipped in 10 points apiece. The Lobos also posted 23 assists on 30 made baskets, 10 of which came from senior Antino Jackson.

"Obviously it was really good to get a win," head coach Paul Weir said. "I thought we played a lot better tonight. We had a little lull there in the middle of the second half... but you've got to give Evansville credit. I've coached against and scouted against a lot of teams, and Marty Simmons is as good of a basketball coach as I've ever had to scout against. He eats basketball for breakfast. The guy is just awesome."

Jackson's 10 assists marks the second time this season that a Lobo has posted 10 or more assists, despite scoring just two points on the night compared to his usual 9.3 average.

"We've talked about it all week: your shots can't dictate your effect on the game," Weir said. "Antino's ability to push the ball and transition in the second half really helped us win the game."

After entering Wednesday's game ranked fourth in the nation in forced turnovers (21.33) and eighth in turnover margin (6.5), New Mexico forced over 20 turnovers (21) for the fourth time this season while only committing 11, including just three in the second half.

Evansville (5-2) entered the matchup second in the country in three-point percentage (47.8) and the Lobos held the Purple Aces to just 3-of-13 from behind the arc, including 0-for-6 in the first half. Wednesday marked the first time this season that Evansville has been completely denied from the arc in a half.

In addition, the Purple Aces entered the game ranked eighth nationally in scoring defense, allowing just 58.2 points per game. Prior to the Lobos' 78 points, the most Evansville had allowed in a game this season was 63.

The Lobos got off to a quick start as Simons opened the game with an early three-pointer, and UNM followed with an 11-0 run four minutes into the game to take a 16-5 lead, highlighted by back-to-back threes from junior Dane Kuiper. Evansville answered with a 9-0 run to close the gap to 16-14 with six minutes left in the first half.

The Lobos extended the lead back to nine at 25-16 on a pair of Logwood free throws three minutes later, and held a similar margin the rest of the half to enter the break leading 35-27.

New Mexico shot 40 percent from the floor, including 6-of-15 from behind the arc and a perfect 5-for-5 from the charity stripe, compared to Evansville's 33.3 field goal percentage, no three-pointers and 77.8 from the free throw line.

The Lobos opened up a 52-40 lead eight minutes into the second half with threes from McNeal, Simons and Mathis to fire up the crowd and claim the momentum. Four minutes later, another three from Mathis extended the Lobo lead to 19, 62-43.

Senior Joe Furstinger followed with a dunk 30 seconds later and the Lobos continued to run away with the game. An eight-point run fueled by a pair of Logwood layups, a McNeal jumper and a swift jumper from freshman Vladimir Pinchuk increased the lead to 24 with 1:43 left before the final 78-59 score.

The Lobos were able to capitalize on Evansville turnovers, scoring 20 points, while also outscoring the Purple Aces 20-2 on the fast break.

"It feels great (to get the win)," Maluach said. "There's not a better feeling than winning in front of your home crowd. We're a resilient group and we like each other a lot. When we win, we win together, and when we lose, we lose together. Hopefully we win more games than we lose."

New Mexico travels to face UTEP in El Paso, Texas on Saturday, Dec. 2 at 7 p.m.

Game #7

Evansville 59 • 5-2

#	Player		Total	3-Ptr	Rebounds													
			FG	FGA	FG	FGA	FT	FTA	Off	Def	TP	PF	TP	A	To	Blk	Stl	Min
14	CHETKOVICUS, Dainiu	r	1	-3	0	-0	1	-2	4	4	8	2	3	0	0	2	1	23
50	SIMMONS, Blake	r	3	-12	2	-6	1	-2	0	3	3	1	9	1	5	0	0	35
12	SMITH, Dru	r	4	2-3	1	-1	5	-5	1	3	4	4	1	5	0	0	0	26
25	GIBSON, Duane	e	3	-6	0	-0	0	-0	0	2	2	4	6	4	7	1	3	27
30	FREDERICK, Noah	e	2	-8	0	-5	3	-3	1	1	2	1	7	0	1	0	0	32
01	HILL, Marty	a	2	-4	0	-0	0	-0	2	5	7	1	4	1	2	0	0	16
10	KUHLMAN, Evan	a	1	-2	0	-0	0	-0	1	0	1	0	2	0	0	0	0	6
15	TROORE, Dalen	a	2	2-4	0	-0	1	-1	3	1	4	5	0	0	0	0	0	13
33	RILEY, K.J.	k	3	-7	0	-1	7	-10	0	1	1	3	13	1	0	0	0	16
35	HALL, John	T	0	-3	0	-0	0	-0	1	2	0	5	0	0	1	0	0	6
Team			19	-52	3	-13	18	-23	15	24	39	17	59	8	2	1	3	200
Totals																		
FG % 1st Half: 10-30			33.3%	2nd Half: 9-22		40.9%	19-52		36.5%								Deadball	
3Pt % 1st Half: 0-6			0.0%	2nd Half: 1-7		14.3%	3-13		23.1%								Rebound %	
FT % 1st Half: 7-9			77.8%	2nd Half: 11-14		78.6%	Game: 18-23		78.3%									

FG % 1st Half: 10-30 33.3% 2nd Half: 9-22 40.9% Game: 19-52 36.5% Deadball Rebounds 2
3FG % 1st Half: 0-6 0.0% 2nd Half: 3-7 42.9% Game: 3-13 23.1%
FT % 1st Half: 7-9 77.8% 2nd Half: 11-14 78.6% Game: 18-23 78.3%

New Mexico 78 • 3-4

#	Player	Total		3-Ptr		Rebounds				PF	TP	A	T	Blk	Stl	Min	
		FG	FGA	FG	FGA	FT	FTA	Off	Def								
02	LOGWOOD, Sam	1	6-9	0-0	2-2	1	4	5	3	14	1	4	0	0	0	22	
05	FURSTINGER, Joe	1	1-5	0-2	0-0	0	5	5	3	2	6	1	2	1	2	22	
01	MCNEAL, Chris	9	8-9	2-4	1-1	0	2	2	13	1	1	0	2	29			
14	KUIPER, Dane	9	2-6	2-4	0-0	1	3	4	1	6	0	1	0	2	23		
31	SIMONS, Troy	4	4-8	4-7	2-2	0	0	0	1	14	0	0	0	0	0	21	
03	JACKSON, Antino	0	0-4	0-2	2-3	1	3	4	2	2	1	0	1	0	0	18	
10	MALUACH, Makuach	1	0-1	0-1	1-1	3	3	3	10	3	2	1	0	17			
11	SIMMONS, Jachai	5	1-5	1-3	0-0	0	0	0	0	3	2	0	0	0	0	12	
15	PINCHUK, Vladimir	2	2-4	0-0	0-0	0	3	3	4	0	0	1	1	18			
32	MATHIS, Anthony	4	4-6	2-4	0-0	0	0	0	3	10	0	0	0	0	0	18	
Team		4		0		4		0		1		1		0		0	
Totals		30-61		11-27		7-9		9		21		30		21		78	

FG % 1st Half:	12-30	40.0%	2nd Half:	18-31	58.1%	Game:	30-61	49.2%	Deadend	0
3Pt % 1st Half:	6-15	40.0%	2nd Half:	12-22	54.5%	Game:	12-30	40.0%	Deadend	0
FT % 1st Half:	5-5	100.0%	2nd Half:	2-2	100.0%	Game:	7-9	77.8%	Deadend	0

FG % 1st Half: 12-30 40.0% 2nd Half: 18-31 58.1% Game: 30-61 49.2% Deadball Rebounds 0
3FG % 1st Half: 6-15 40.0% 2nd Half: 5-12 41.7% Game: 11-27 40.7%
FT % 1st Half: 5-5 100.0% 2nd Half: 2-4 50.0% Game: 7-9 77.8%

Officials: Gerry Pollard, Kipp Kissinger, Randy Heimerman
Technical fouls: Evansville-Kione. New Mexico-TEAM.
Attendance: 8943

Score by periods	1st	2nd	Total
Evansville	27	32	59
New Mexico	35	43	78

Last FG - UE 2nd-00:00, NM 2nd-00:52
Largest lead - UE by 1 1st-17:28, NM by 24 2nd-01:43.
UE led for 00:43. NM led for 38:49. Game was tied for 00:28.

Game 8 - New Mexico 76, UTEP 88

Dec. 2, 2017 | Don Haskins Center

Logwood Scores 22, Lobos Falter at UTEP

EL PASO, TEXAS --- Senior Sam Logwood of The University of New Mexico men's basketball team led the Lobos with 22 points on Saturday night for his third game this season registering 20+, but it wasn't enough to earn UNM the win as the Lobos fell to UTEP 88-76 in Don Haskins Center.

Midway through the second half, the Lobos (3-5) got a 14-point Miner lead down to five (61-56) on a 13-4 run before UTEP (2-6) rallied back with an 8-0 run of its own to reclaim the double-digit lead, push it to 15 (71-56) and hold out for the win.

The Lobos knocked down a pair of 3-pointers from juniors Dane Kuiper and Anthony Mathis in the final 45 seconds to reduce the Miner lead to nine (84-75), but UNM was forced to foul and UTEP's free throws sealed the Lobos' fate.

After discussing the Lobos' lackluster play in the first half, head coach Paul Weir spoke about the second-half spark that led UNM to outscore the Miners 45-43 over the final 20 minutes.

"Unfortunately, it was a halftime speech that got us to where we needed to be," coach Weir said. "But just like the Maryland game, it was just too late to come back from 15 on the road, it just doesn't happen every time. We'd like it to, but it just doesn't."

"I don't think I'll think offense was the problem... I think our inability to play defense is getting very troubling. Tonight we just couldn't stop those guys, it's concerning and we just need to improve."

As a team, UNM shot 37.5 percent from the floor compared to 53.7 percent for the Miners however, despite the lopsided overall percentages both teams fired at nearly the same rate from three. UNM went 11-of-31 from behind the arc (35.5 percent) while UTEP was 9-of-24 (37.5 percent). UNM has registered at least 10 3-pointers in five of its seven games.

The Lobos entered the game ranked third in the nation in free throw percentage, but had their lowest performance of the season from the stripe, going 23-for-35 (65.7 percent).

Defensively, the Lobos outrebounced UTEP 37-33 and turned them over 14 times, while committing 14 turnovers of their own. The Miners tallied 16 points off of UNM's turnovers compared to 11 for the Lobos.

Not only did Logwood register his fifth game scoring in double figures this season, but Mathis tallied 13 points for his sixth double-digit game and senior Antino Jackson scored 10 points for his third.

Logwood also added seven rebounds to go along with junior Troy Simons' eight and freshman Vladimir Pinchuk's seven.

The Lobos will return to action on Wednesday, Dec. 6 when they travel to take on Colorado at 7 p.m. MT on the Pac-12 Network.

Game #8

New Mexico 76 • 3-5

#	Player	Total		3-Ptr		Rebounds				PF	TP	A	T	Blk	Stl	Min	
		FG	FGA	FG	FGA	FT	FTA	Off	Def								
02	LOGWOOD, Sam	1	8-12	1-1	5-7	3	4	7	3	22	4	3	0	0	0	30	
05	FURSTINGER, Joe	1	0-2	0-1	0-0	0	1	1	5	0	3	0	0	0	0	12	
01	MCNEAL, Chris	9	1-5	1-4	6-6	0	3	3	1	9	3	0	0	0	1	34	
11	SIMMONS, Jachai	9	3-3	0-2	0-0	0	1	1	0	1	1	0	0	0	0	7	
14	KUIPER, Dane	9	2-6	2-5	0-0	1	3	4	3	6	0	0	0	0	0	19	
03	JACKSON, Antino	3	3-6	2-4	2-5	0	4	4	4	10	1	2	0	2	23		
10	MALUACH, Makuach	1	1-1	1-1	2-2	0	0	0	2	5	0	2	0	0	0	11	
15	PINCHUK, Vladimir	2	2-3	0-0	1-6	1	6	7	3	5	0	0	0	0	0	25	
31	SIMONS, Troy	1	0-0	0-0	1-5	4	4	8	2	6	1	4	0	0	0	23	
32	MATHIS, Anthony	3	3-9	3-8	4-4	0	1	1	1	13	1	0	0	0	0	16	
Team		1		0		1		0		1		0		0		0	
Totals		21-56		11-31		23-35		10		27		37		25		76	
FG % 1st Half:		9-25 36.0%		2nd half:		12-31 38.7%		Game:		21-56 37.5%		2nd Half:		25-50 50.0%		Deaths	
FG % 2nd Half:		9-16 56.2%		2nd half:		14-22 63.6%		Game:		21-56 37.5%		2nd Half:		25-50 50.0%		Rebounds	
FG % 3rd Half:		9-13 69.2%		2nd half:		12-23 52.2%		Game:		21-53 39.6%		2nd Half:		25-53 47.2%		Rebounds	

FG % 1st Half: 9-25 36.0% 2nd Half: 12-31 38.7% Game: 21-56 37.5% Deadball Rebounds 6
3FG % 1st Half: 4-16 25.0% 2nd Half: 7-15 46.7% Game: 11-31 35.5%
FT % 1st Half: 9-13 69.2% 2nd Half: 14-22 63.6% Game: 23-35 65.7%

UTEP 88 • 2-6

#	Player	Total		3-Ptr		Rebounds				PF	TP	A	T	Blk	Stl	Min	
		FG	FGA	FG	FGA	FT	FTA	Off	Def								
01	THOMAS, Paul	1	3-5	0	0	4-5	0	5	5	4	10	3	1	0	0	24	
02	HARRIS, Omega	9	9-11	4-4	6-6	0	3	3	28	2	1	0	1	34			
03	GLYARD, Evan	9	1-2	1-1	0-0	0	0	1	1	3	3	1	0	0	0	29	
13	OSBORNE, Isaiah	9	3-11	0-6	4-6	0	8	8	3	10	1	1	0	2	35		
25	FRAZIER, Keith	9	6-11	2-7	2-2	0	7	7	4	16	1	2	0	1	23		
04	SMITH, Trus	0	0-0	0-0	1-2	1	2	1	5	4	2	0	0	0	15		
11	FLAGGERT, Jake	1	5-5	1-3	3-4	0	2	2	1	16	0	3	0	0	0	21	
15	MAGEE, Kobe	6	1-9	1-3	3-4	0	2	2	1	16	0	3	0	0	0	30	
21	TOUCHET, Trey	0	0-0	0-0	0-0	0	1	1	0	0	0	0	0	0	0	9	
Totals		29-54		9-24		21-27		2		31		33		25		88	
FG % 1st Half:		16-28		57.1%		13-16		50.0%		Game:		29-54		53.7%		Rebounds	
FG % 1st Half:		5-13		38.5%		2nd half:		4-11		36.4%		Game:		9-24		37.5%	
FG % 1st Half:		8-10		80.0%		2nd half:		10-12		83.3%		Game:		29-54		53.7%	

FG % 1st Half: 16-28 57.1% 2nd Half: 13-26 50.0% Game: 29-54 53.7% Deadball Rebounds 2
3FG % 1st Half: 5-13 38.5% 2nd Half: 4-11 36.4% Game: 9-24 37.5%
FT % 1st Half: 8-10 80.0% 2nd Half: 13-17 76.5% Game: 21-27 77.8%

Officials: Rick Randall, Rick O'Neill, Roderick Dixon
Technical fouls: New Mexico-LOGWOOD, Sam. UTEP-None.
Attendance: 6394

2017-18 BOX SCORES AND RECAPS

Game 10 - New Mexico 62, NMSU 65

Dec. 9, 2017 | Dreamstyle Arena

Lobos Fall to NMSU in Last-Minute Heartbreaker

ALBUQUERQUE, N.M. --- With 6:40 to go in one of the biggest and most intense rivalries in The University of New Mexico history, the Lobos led the New Mexico State Aggies by eight, 56-48, on Saturday night in Dreamstyle Arena - The Pit before dropping a heartbreaker by a final score of 65-62. The Lobos missed a tough, last-second three-pointer that would have tied the game.

The Lobos (3-7) outshot the Aggies (7-2) from 3-point range 28.6 percent to 20.0 percent and from the free throw line (70.6-50.0) in the outstanding defensive effort while scoring 14 points off of 17 NMSU turnovers.

UNM was led by senior Antino Jackson who compiled 14 points, his second-highest total of the season, including three from behind the arc. Junior Troy Simons posted 13 points and a team-best seven rebounds.

"I think this was just a newer team trying to find its way against a veteran team that's won a lot of games," head coach Paul Weir said. "I think that NMSU knows how to win those (close) games and has the experience to do it, and we're still trying to figure that out."

"These guys are fighting and I can't say anything negative about them ... they are giving it all they've got, we just have to find a way to improve and find a way to win games like this before the season is over."

Despite being down their leading scorer in arguably one of the biggest games of the year, the Lobos battled and went up on the Aggies, who reached the NCAA Tournament last season as the WAC Champions, by as much as nine points with 10 minutes left in the game. Nine points was the largest lead of the game by either team.

Freshman Makuach Maluach earned his first career start on the night. At the 10-minute mark, Maluach slammed a crowd-pleasing, one-handed dunk with unmatched enthusiasm from an excited Lobo crowd.

NMSU responded with three points from the game's leading scorer Zach Lofton, who tallied a game-high 22 points on the night, to cut the Lobo lead to six and eventually whittle UNM's advantage to three, 56-53 with 5:21 left.

The Aggies cut the deficit to one, 57-58 on a Lofton jumper and overtook the Lobos at the 2:34 mark on a Lofton layup, holding on for the win.

Lobo junior Anthony Mathis, who has been hot from behind the arc as of late, got a good look with the seconds winding down, but was forced to shoot from deep at the last second and missed. Mathis is 48.2 percent (27-56) on the season from three. Senior Joe Furstinger nearly got the putback before time expired.

As a team, UNM shot 39.9 percent compared to 42.6 percent for NMSU. The game marked just the second time this season that UNM committed more turnovers than its opponent (19-17). NMSU outscored the Lobos in the paint, 36-20, but UNM collected more points on the fast break, 11-8. Both teams tallied 13 second-chance points on the night.

The Lobos will have seven days to recuperate from Saturday's game vs. NMSU before taking on Arizona on Saturday, Dec. 16 at Dreamstyle Arena - The Pit on CBS Sports Network at 6 p.m.

Game #10

New Mexico State 65 • 7-2

#	Player	Total		3-Ptr		Rebounds		FT-FTA		Off Def Tot		PF TP		A To Blk Stl				Min					
		FG	FGA	FG	FGA	Off	Def	Off	Def	Off	Def	Off	Def	A	To	Blk	Stl						
10	James, Jermario	r	2-6	0-1	4-5	1	9	10	4	8	2	4	1	4	2	0	1	29					
11	Wilkins, Johnathon	r	3-4	0-0	0-0	1	3	4	4	6	1	3	2	0	15			15					
12	Harris, AJ	g	5-17	2-7	0-0	3	1	4	1	12	3	2	1	0	33			33					
13	N'Dir, Sidy	g	1-3	0-1	0-0	0	1	1	3	2	1	3	0	1	26			26					
23	Lofton, Zach	g	8-16	1-5	5-12	2	4	6	2	22	2	4	0	2	37			37					
00	James, Keyon	g	2-5	1-4	0-1	0	2	2	1	5	1	0	0	0	16			16					
01	Buchanan, Shunn	g	0-2	0-1	0-0	0	1	1	0	0	1	0	0	0	9			9					
22	Chuha, Eli	g	1-3	0-1	0-0	1	1	2	4	2	0	0	0	1	8			8					
35	McCaunts, Johnny	g	4-5	0-0	0-0	4	6	10	2	8	0	1	2	2	27			27					
Team																							
Totals		26-61		4-20		9-18		15		29		41		65		11		17		6		200	
FG % 1st Half:		13-33		39.4%		2nd half:		13-28		46.4%		Game:		26-61		42.6%		Deadball		Rebounds			
3FG % 1st Half:		4-12		33.3%		2nd half:		0-8		40.0%		Game:		4-20		20.0%		FT % 1st Half:		6-10		60.0%	
FT % 1st Half:		5-8		62.5%		2nd half:		4-10		40.0%		Game:		12-17		70.6%		Turnovers		19		17	

New Mexico 62 • 3-7

#	Player		Total	3-Ptr	Rebounds				FT		A		Blk		Stl	Min		
			FG	FGA	FG	FTA	FT	FTA	Off	Def	Total	PF	TP	A	TO	Blk	Stl	Min
05	FURSTINGER, Joe	r	3-3	1-1	0-0	1	1	2	7	1	3	2	0	20				20
10	MALUACH, Makuach	g	3-6	1-3	0-1	1	2	3	2	7	0	2	0	2	14			14
01	JACKSON, Antino	g	5-13	3-8	1-2	1	2	3	14	1	4	0	1	25				25
11	SIMMONS, Jachai	g	2-6	1-4	0-1	0	2	2	1	5	1	0	0	1	24			24
31	SIMONS, Troy	g	4-10	1-3	4-4	5	2	7	4	13	0	1	0	0	24			24
01	McNEAL, Chris	g	1-6	0-4	2-3	0	3	3	1	4	2	4	0	0	28			28
14	KUIPER, Dane	g	0-2	0-1	0-0	0	4	4	3	0	3	1	1	17				17
15	PINCHUK, Vladimir	g	2-3	0-0	2-3	1	4	5	3	6	0	1	0	0	18			18
32	MATHIS, Anthony	g	1-5	1-4	3-3	0	2	2	1	6	1	0	0	0	19			19
Team								5	6					1				
Totals			21-54	8-28	12-17	9	27	36	20	62	9	19	3	5	200			
FG % 1st Half:		11-27	40.7%	2nd half:	10-27	37.0%	Game:		21-54	38.9%	Deadball							
3FG % 1st Half:		5-14	35.7%	2nd half:	3-14	21.4%	Game:		8-28	28.6%	Rebounds							
FT % 1st Half:		6-7	85.7%	2nd half:	6-10	60.0%	Game:		12-17	70.6%	0							

Officials: David Hall, Eric Curry, Shawn Lehig
Technical Fouls: New Mexico-State-None, New Mexico-None.
Attendance: 12768

Score by periods	1st	2nd	Total
New Mexico State	35	30	65
New Mexico	33	29	62

Last FG - NMSU 2nd-01:43, NM 2nd-06:40.
Largest lead - NMSU by 7 1st-06:24, NM by 9 2nd-10:00.
NMSU led for 18:22. NM led for 20:21. Game was tied for 01:17.

Score tied - 3 times.
Lead changed - 15 times.

Game 11 - New Mexico 73, Arizona 89

Dec. 16, 2017 | Dreamstyle Arena

Kuipers Scores 24, Lobos battle but fall to #23 Arizona

ALBUQUERQUE, N.M. --- The University of New Mexico men's basketball team battled No. 23 Arizona to an 89-73 loss at Dreamstyle Arena - The Pit on Saturday night in front of an enthusiastic, season-high crowd of 13,207. The Lobos rallied back from a 19-point deficit to trail by just seven with 3:56 remaining, but it wasn't enough to overcome the Wildcats, who shot 64.0 percent from the field.

"I thought the game was played and moving at the pace we wanted," head coach Paul Weir said. "There's another part of our energy level, defensively, that wasn't good enough. It has to get better."

"You do have to give Arizona some credit. They shot the heck out of the basketball tonight. I know those guys are skilled enough to shoot threes and they are special. They really showed how good of a team they are, made a lot of big shots - that is a good basketball team."

The Lobos (3-8) were unable to complete the comeback against the ranked Wildcats despite junior Dane Kuiper's career-best 24-point performance. Kuiper, who was celebrating his birthday, shot 70 percent (7-10) from the field and 75 percent (6-8) from behind the three-point arc, adding a perfect 4-4 from the free throw line. Troy Simons added 12 points on 40 percent (4-10) shooting. Senior Sam Logwood posted eight points in his first game back with the team after his brief leave of absence.

The Lobos shot 38.7 percent as a team, including 35.3 percent from behind the arc and 92.9 percent from the free throw line, but Arizona outscored New Mexico 42-20 in the paint and outrebounded the Lobos 35-23. UNM held the Wildcats to six offensive rebounds and seven second-chance points. In the second half, UNM matched Arizona, both notching 40 points.

After trailing by 15, 72-57, with 9:28 to go in the second half, the Lobos cut the Wildcat lead to eight at 74-66 on baskets from Simons, Logwood and Kuiper. It marked the first time since the 11:57 mark of the first half that the Lobos trailed by less than ten. Kuiper managed to cut the lead to seven twice, first on a three with 5:05 to go and then on a pair of free throws with 3:56 remaining, but the Lobos were unable to close the margin any further.

Arizona (8-3) widened the lead back to double digits and then continued with a commanding 12-point advantage with 1:05 to go, finishing the game on a 7-0 run en route to the 89-73 final.

The Lobos trailed 11-5 three minutes into the game but went on a 5-0 run behind a layup and a 3-point play from Simons to bring the game within one, 11-10. Arizona answered with an 11-3 run over the next two minutes to stretch its lead back to nine, 22-13, but freshman Makuach Maluach hit a three-pointer to cut the lead to six, 22-16.

After another 9-0 streak by the Wildcats, Kuiper added a layup and a 3-pointer to keep the Lobos within ten, 31-21.

The Wildcats took their largest lead of the first half on four Allonzo Trier free throws with 18 seconds left as they made the score 49-31. Senior Antino Jackson hit a jumper as time expired to enter halftime trailing by 16, 49-33.

"We just couldn't get a break to go our way," Weir said. "When you're down 16 points, it's just hard to spot somebody that much."

The Lobos shot 41.4 percent from the field in the first half, including 35.7 percent from three. They added another four points from the free throw line, going a perfect 4-for-4 in the half.

UNM and Arizona opened the second half trading 3-point plays to make the score 52-36. Junior Chris McNeal hit his first three of the night off an offensive rebound to cut Arizona's lead to 13, 54-41, with 16:25 on the clock.

Junior Anthony Mathis, who is shooting 48.3 from behind the arc this season, drilled back-to-back threes with 12 minutes to go to make the score 66-54 and prevent Arizona from pulling away, setting up the UNM comeback attempt.

The game marked the first time since Jan. 16, 1999 that Arizona traveled to play in Albuquerque, when the Lobos beat the Wildcats 79-78. When the two teams met last year in Tucson, then-ranked No. 18 Arizona topped New Mexico 77-46. Saturday's contest also marks UNM's first ranked opponent of the season.

New Mexico will stay at home to face Rice in Dreamstyle Arena - The Pit, continuing the Lobos' five-game home stand, on Tuesday, Dec. 19 at 7:30 p.m.

Game #11

Arizona 89 • 8-3

#	Player	Total		3-Ptr		Rebounds		FT-FTA		PF		TP		A		Blk		Stl		Min							
		FG	FGA	FG	FGA	Off	Def	Off	Def	Off	Def	Off	Def	Off	Def	Off	Def	Off	Def								
14	Ristic, Dusan	r	4-6	0-0	0-0	2	11	13	9	3	8	1	1	0	0	25			25								
00	Ayton, Deandre	g	7-9	0-0	0-0	0	2	11	13	14	0	1	2	0	36			36									
00	Jackson-Cartwright,P	g	3-5	2-4	0-1	0	2	2	4	8	5	1	0	2	27			27									
01	Alkins, Rawle	g	9-11	3-3	5-5	2	3	5	1	26	2	3	1	1	31			31									
35	Trier, Allonzo	g	6-9	2-2	8-9	0	0	0	0	1	22	5	2	0	0	37			37								
03	Smith, Dylan	g	2-4	1-2	0-0	0	3	3	1	3	2	2	1	0	18			18									
05	Randolph, Brandon	g	2-4	1-2	2-4	0	0	0	1	7	1	0	0	1	14			14									
11	Lee, Ira	g	0-2	0-0	1-2	1	2	3	2	1	0	1	0	1	10			10									
25	Pinder, Keanu	g	0-0	0-0	0-0	0	0	0	0	0	0	0	0	0	2			2									
Team																											
Totals		32-50		9-13		16-21		6		29		35		14		89		17		10		5		4		200	
FG % 1st Half:		17-24		70.8%		2nd half:		15-26		57.7%		Game:		32-50		64.0%										Deadrebounds	
3PG % 1st Half:		6-7		85.7%		2nd half:		3-6		50.0%		Game:		11-13		69.2%											
FT % 1st Half:		8-10		80.0%		2nd half:		10-12		83.3%		Game:		20-25		80.0%											

2017-18 BOX SCORES AND RECAPS

Game 13 - New Mexico 87, Prairie View A&M 78

Dec. 22, 2017 | Dreamstyle Arena

Lobos Win Second Straight 87-78 over PVAMU

ALBUQUERQUE, N.M. --- Senior Joe Furstinger led The University of New Mexico men's basketball team to its second straight victory, a resounding 87-78 over Prairie View A&M, on Friday night in Dreamstyle Arena - The Pit. Furstinger registered a career-high 20 points and tallied his second straight career double-double on the night.

One game after setting a career-high 17 points against Rice, Furstinger broke it against the Panthers, shooting 50 percent from the field and adding perfect 12-12 from the free throw line while grabbing 10 rebounds. Twelve free throws ties for third in the Mountain West in a single game this season and also elevates his free throw percentage to 90.2% (37-41) good for first in the league as of stats through Dec. 21.

The Lobos (5-8) shot 46.7 percent from the field, including 36.7 percent from behind the arc. For the second straight game, UNM outscored its opponent. The Lobos posted a 39-29 edge on the boards, compiling 15 on offense, the second most in a game this season.

Senior Antino Jackson finished the night with 17 points while junior Dane Kuiper tallied 14 as the third Lobo to reach double figures on the night. Also helping to lead the Lobos was junior Jachai Simmons who posted six points and dished four assists, tying his season high.

Simmons put the Lobos on the board with a dunk in the first minute of play, followed by a Panther jumper and a three from Jackson to put New Mexico ahead 5-2 under two minutes into the game. The Lobos took a five-point lead, 11-6, on a pair of Furstinger free throws with 16:31 on the clock and Prairie View went on a 5-0 run to tie the score at 11, the first of five ties on the night. A Logwood layup put the Lobos back up by two, 13-11, with 15:19 to play in the half.

The Panthers (2-11) tied the score again at 16 and took their first and only lead of the night, 19-18, on a three with 13:35 remaining. The lead lasted just five seconds as Furstinger regained the lead for the Lobos, 24-21, with two free throws, a layup and a dunk within 55 seconds. Within his first seven minutes on the floor, Furstinger had registered 12 points.

Furstinger hit two more free throws to close scoring for the half with the Lobos leading by eight, 49-41, capping his outstanding 16-point first half that included 10-for-10 from the free throw line.

In the opening 30 seconds of the second half, the Lobos extended their lead to 10, 51-41, as Furstinger made yet another pair of free throws to set his new career-high (12).

Prairie View went on a 9-0 run to make it 51-50 before UNM responded with a 16-2 run over the next four minutes, making it 67-52 UNM. During the stretch, the Lobos nailed four 3-pointers off the hands of junior Troy Simons, Jackson and a pair from Kuiper.

Kuiper's back-to-back threes gave UNM the 15-point lead, the Lobos' largest of the night to that point, with 11:41 on the clock.

The Lobos allowed Prairie View within seven before another Kuiper three and layup put New Mexico up by its largest margin 20, 84-64, with 4:14 to go.

The Panthers chipped away over the final four minutes, narrowing the Lobo lead to nine at the final buzzer, 87-78.

UNM will finish its five-game home stand Wednesday, Dec. 27 at 7 p.m. with its Mountain West opener against Air Force in Dreamstyle Arena - The Pit.

Game 14 - New Mexico 87, Air Force 58

Dec. 27, 2017 | Dreamstyle Arena

Lobos Open MW Play with 29-point win over Air Force

ALBUQUERQUE, N.M. --- The University of New Mexico men's basketball team earned its third straight victory on Wednesday night to kick off Mountain West play with a 29-point win over the visiting Air Force Falcons in Dreamstyle Arena - The Pit.

Senior Joe Furstinger registered his third straight double-double, the first Lobo to achieve the feat since the 2015-16 season. With his 12 points and 12 rebounds, Furstinger was one of six Lobos to score in double figures on the night including junior Jachai Simmons who captured his first double-digit game of the season with 15 points.

Simmons led the Lobos (6-8, 1-0 MW) offensively on the evening, followed by junior Dane Kuiper (13), junior Anthony Mathis (11) and seniors Sam Logwood (10) and Antino Jackson (10).

Jackson nearly hit his second point-assist double-double of the season, adding nine assists to his 10 points.

Both UNM and Air Force (6-7, 0-1 MW) opened their first conference game of the season a bit lackluster offensively as the score was 2-0 Air Force nearly five minutes into the game until Furstinger scored the Lobos' first point on a free throw at the 15:18 mark. Head coach Paul Weir attributed the early score to outstanding Lobo defense.

"That first four minutes of the game might have been my favorite four minutes of our season," Weir said. "I think it was like 2-0 and all we were doing was playing defense, and we didn't care about where the ball was going in. It was going to be a war, and I loved that."

The Lobos began pouring on the points however and over the next eight minutes jumped out to a 13-point lead on a 12-0 run. The run was kicked off by back-to-back Kuiper three-pointers and capped with an exciting Simmons-Chris McNeal-Simmons steal and alley-ooop as well as a Furstinger dunk.

On the alley-ooop, Simmons and McNeal demonstrated teamwork at its finest as Simmons snatched the ball on defense, quickly passed to McNeal and the pair rushed down court. McNeal dished back to Simmons for the fast-break alley-ooop that made the crowd of 10,000 shriek.

Jackson hit a three with three seconds left in the first half to put the Lobos up 16, 36-20 at the break. The last time UNM held a team to less than 20 points in the first half was two seasons ago on Jan. 9, 2016 when the Lobos held Utah State to 18.

The Lobos opened the second half on a 10-3 run to get out to a 22-point lead with 15:07 left to play and extended the lead to 28 on back-to-back threes from Simmons with 4:47 to go.

The largest Lobo lead of the night was 31 with 39 seconds left.

UNM will hit the road for a pair of back-to-back conference matchups. The Lobos will face the team picked to finish first in the league this season, Nevada, on Saturday before traveling to Boise State on Wednesday, Jan. 3. Saturday's game at Nevada will be broadcast on AT&T SportsNet while Wednesday will be on ESPN3.

Game #14

Air Force 58 • 6-7, 0-1 MW

#	Player	Total		3-Ptr		Rebounds		PF	A	Bk	Stl	Min		
		FG	FGA	FT	FTA	Off	Def						Tot	
12	SCOTTIE, Lavelle	5-8	0-2	2-3	1	1	2	12	0	0	0	17		
32	MANNING, Ryan	0-3	0-2	0-0	0	4	2	0	0	2	0	15		
23	TOOHEY, Frank	0-2	0-1	3-4	2	4	6	1	3	0	0	18		
10	TOMES, Sid	0-4	0-3	3-4	1	1	2	0	3	1	0	1	20	
20	LYONS, Trevor	0-2	0-0	0-2	0	1	1	4	0	1	2	0	24	
00	MORRIS, Caleb	1-3	0-0	0-0	1	1	2	0	0	0	0	0	4	
01	NORMAN, Dane	0-0	0-0	0-0	1	1	2	0	0	2	0	4		
44	SPILES, CJ	2-4	0-1	0-0	0	0	0	4	3	3	0	19		
05	JOYCE, Chris	0-0	0-0	1-2	1	0	1	0	1	0	0	0	4	
13	BROWN, LeSean	0-2	0-0	0-0	0	0	0	0	1	0	0	0	5	
15	VAN, Jacob	1-4	1-2	0-0	0	1	1	3	0	0	0	0	13	
22	LOUDER, Pervis	3-5	0-1	0-1	0	1	0	6	1	1	0	0	15	
30	DEWANE, Jonathan	3-4	0-0	2-3	3	0	3	0	8	0	0	0	7	
34	SWAN, Ryan	3-8	1-2	0-1	1	3	4	2	7	0	1	1	17	
44	VAN SOLEEN, Keaton	2-5	1-2	0-0	2	4	6	2	5	0	2	0	18	
Team				2	1	3				1				
Totals		22-58	3-16	11-20	15	24	39	15	58	7	17	2	4	200
FG % 1st Half:		8-25	32.0%	2nd half:	14-33	42.4%	Game:	22-58	37.9%	Deadball				
3FG % 1st Half:		2-9	22.2%	2nd half:	1-7	14.3%	Game:	3-16	18.8%	Rebounds				
FT % 1st Half:		2-2	100.0	2nd half:	9-18	50.0%	Game:	11-20	55.0%					2.1

New Mexico 87 • 6-8, 1-0 MW

New Mexico 87 - 6-8, 1-0 MW														
#	Player	Total		3-Ptr		Rebounds		PF	TP	A	T	Bk	Stl	Min
		FG	FGA	FG	FGA	FT	FTA							
14	KUIPER, Dane	4	7	3	5	2	2	4	4	3	13	2	0	3
15	PINCHUK, Vladimir	0	0	0	0	0	0	1	1	4	0	0	1	14
01	MCNEAL, Chris	3	8	1	6	0	0	4	4	1	7	4	1	0
10	MALUACH, Makuach	2	4	1	3	2	2	3	1	7	1	1	0	18
31	SIMONS, Troy	9	1	0	5	0	0	1	1	2	2	2	0	0
02	LOGWOOD, Sam	3	10	1	2	3	4	0	4	2	10	0	1	0
03	JACKSON, Antino	4	5	2	3	0	0	2	1	10	9	1	0	1
05	FURSTINGER, Joe	5	7	0	0	2	3	6	12	2	12	3	1	2
11	SIMMONS, Jachai	6	7	3	4	0	0	2	2	2	15	0	0	1
32	MATHIS, Anthony	3	5	3	5	2	3	0	1	1	11	0	0	0
	Team					0	0	0				2		
Totals		31	62	14	33	11	14	7	27	34	20	87	21	8
FG % 1st Half:		12-32	37.5%	2nd half:		19-30	63.3%	Game:		31-62	50.0%	Deadball		
3FG % 1st Half:		4-17	23.5%	2nd half:		10-16	62.5%	Game:		14-33	42.4%	Rebounds		
FT % 1st Half:		8-10	80.0%	2nd half:		3-4	75.0%	Game:		11-14	78.6%	2.1		

Officials: John Higgins, Tony Padilla, Kelly Self
Technical fouls: Air Force-None, New Mexico-None.
Attendance: 10514

Score by periods	1st	2nd	Total
Air Force	20	38	58
New Mexico	36	51	87

Last FG - AF 2nd-00:25, NM 2nd-00:39.
Largest lead - AF by 2 1st-18:12, NM by 31 2nd-02:48.
AF led for 03:45, NM led for 34:27. Game was tied for 01:48.

Game 15 - New Mexico 74, Nevada 77

Dec. 30, 2017 | Lawlor Events Center

Lobos nearly upset defending MW Champs Nevada, 77-74

RENO, NEV. --- The University of New Mexico men's basketball team nearly pulled off an exciting upset over defending Mountain West Champions Nevada on Saturday on the road, falling 77-74 after a missed, last-second 3-point attempt.

The game marks the third tough contest this season that the Lobos have dropped by just one basket including against NMSU and now-ranked No. 10 TCU.

The Lobos (6-9, 1-1 MW) were led by junior Anthony Mathis who posted a career-high 17 points on the night including 5-for-8 from behind the arc. Three more Lobos also added double digits including seniors Sam Logwood (12), Antino Jackson (12) and Joe Furstinger (10).

Not only did Furstinger rack up 10 points, but he also posted 10 rebounds for his fourth straight double-double performance on the season. Jackson nearly notched a double-double of his own, adding eight assists to his 12 points.

"I think our style of play really wore them down most on the defensive end. I thought our quality of shot in the second half was terrific - we had layups, we had threes, we had wide open shots a lot," head coach Paul Weir said. "I'm glad theoretically that some of our things were trying to do are working, but they're obviously not working enough to win a game."

Nevada (13-3, 2-0 MW) also had four players score in double figures on the day including a pair of 20-point scorers in Caleb Martin (24) and Jordan Caroline (21).

As a team, the Lobos were just barely outshot from the floor 43.9-42.9 percent but held an advantage from behind the arc, 34.4-33.3 percent, and outrebounded the Wolf Pack 41-32.

Trailing 70-63 with 6:01 left to play, the Lobos went on a 7-0 run over 1:06 to tie it up 70-70 with 4:55 left on the clock. The run included back-to-back 3-pointers from Mathis within 30 seconds.

Nevada got back on top, leading by four on a pair of Caleb Martin jumpers to make it 74-70 with 1:59 left.

Martin and Logwood went back and forth to make it 76-74 before Nevada's Caroline hit 1-of-2 free throws to put the Wolf Pack up by three with 17 seconds left.

Mathis attempted a three with seven seconds on the clock, rebounded out of bounds by Nevada, allowing the Lobos a final play. UNM called a timeout and inbounded the ball to junior Chris McNeal in the corner for three, but Nevada's Lindsey Drew came up with the block into the stands and with 2.3 seconds left, Coach Weir called UNM's final timeout.

The Lobos attempted one last 3-point play but were unable to get the shot off for the 77-74 final.

UNM forced a season-low five turnovers while committing 14. The Lobos did, however, continue their free throw streak, going 81.8 percent from the free throw line (9-of-11) compared to 65.6 percent for the Wolf Pack (19-29).

The Lobos will remain on the road for their next Mountain West matchup. UNM travels to Boise State for an ESPN3 game on Wednesday, Jan. 3 at 7 p.m. MT.

Game #15

New Mexico 74 • 6-9 (1-1 MW)

##	Player	Total	3-Ptr	Rebounds	PF	TP	A	T	Bk	Stl	Min			
		FG	FGA	FT	FTA	Off	Def	Tot						
05	FURSTINGER, Joe	5-8	0-0	4-6	3	7	10	5	10	4	0	1	0	28
11	SIMMONS, Jachai	1-4	0-0	2-2	0	3	3	1	5	0	0	1	1	20
15	PINCHUK, Vladimir	0-0	0-0	0-0	0	1	1	1	0	0	0	0	0	12
03	JACKSON, Antino	4-9	3-6	1-1	0	2	2	3	12	8	2	0	0	28
14	KUIPER, Dane	1-2	0-0	0-0	1	2	3	4	2	0	1	0	0	14
01	MCNEAL, Chris	3-8	1-6	0-0	0	2	2	0	7	2	1	0	0	14
02	LOGWOOD, Sam	6-10	0-0	0-0	2	4	6	3	12	0	5	0	0	30
10	MALUACH, Makuach	2-4	1-2	0-0	0	1	1	1	5	0	2	0	0	10
31	SIMONS, Troy	2-10	0-6	0	1	0	1	2	4	0	2	0	1	19
32	MATHIS, Anthony	5-11	5-8	2-2	1	4	5	0	17	1	0	0	0	19
Team				6	1	7				1				
Totals		27-63	11-32	9-11	14	27	41	20	74	15	14	2	2	200
FG % 1st Half: 12-36 33.3%		2nd half: 15-27 55.6%		Game: 27-63 42.9%		Deadball								
3FG % 1st Half: 5-19 26.3%		2nd half: 6-13 46.2%		Game: 11-32 34.4%		Rebounds								
FT % 1st Half: 7-13 53.8%		2nd half: 2-4 50.0%		Game: 9-11 81.8%										

Nevada 77 • 13-3 (2-0 MW)

#	PLAYER	FG	FGA	FG	FGA	FT	FTA	Off	Def	Tot	PF	T	A	T	Bk	Stl	Min
10	MARTIN, Caleb	9-15	3-7	3-6	0-2	2-3	3-4	0	2	2	3	24	3	2	3	0	33
24	CAROLINE, Jordan	6-11	2-3	7-11	4-6	10-11	1-2	6	6	12	1	21	0	1	0	1	35
11	MARTIN, Cody	3-6	0-2	0-1	2-5	7-7	1-6	2	5	7	1	6	5	1	2	2	37
14	DREW, Lindsey	4-9	0-0	5-6	3-4	7-7	3-13	4	7	3	13	4	1	3	1	31	35
21	STEPHENS, Kendall	3-12	3-10	2-3	0-2	2-2	2-11	1	1	2	11	1	1	1	0	0	35
03	TOOLEY, Charlie	0-0	0-0	0-0	0-0	0-0	0-0	0	0	0	0	0	0	0	0	0	04
04	WILLIAMS, Darien	0-0	0-0	0-0	0-0	0-0	0-0	0	0	0	0	0	0	0	0	0	4
12	FOSTER, Elijah	0-1	0-0	0-0	0-2	0-2	0-0	0	2	2	0	0	0	0	0	0	4
13	COOKE, Hallie	0-3	0-2	2-2	1-1	2-2	3-2	2	3	5	2	3	1	0	0	0	21
Team				0-0	0-0	0-0											
Totals		25-57	8-24	19-22	10-22	32-32	13-77	16	5	6	7	200					
FG % 1st Half: 12-29 41.4%		2nd half: 13-28 46.4%		Game: 25-57 43.9%		Deadball											
3FG % 1st Half: 5-12 41.7%		2nd half: 3-12 25.0%		Game: 8-24 33.3%		Rebounds											
FT % 1st Half: 13-15 86.7%		2nd half: 6-14 42.9%		Game: 19-29 65.5%													
Officials: Verne Harris, Bob Staffen, Frank Harvey III																	
Technical Fouls: None Mexico-Nova Nevada-Nova																	
Attendance: 9530																	

Officials: Verne Harris, Bob Staffen, Frank Harvey III
Technical fouls: New Mexico-None, Nevada-None.
Attendance: 9530

Score by periods	1st	2nd	Total
New Mexico	34	40	74
Nevada	42	35	77

Last FG - NM 2nd-00:55, NV 2nd-01:15.
Largest lead - NM by 1 1st-19:32, NV by 12 02:31.
NM led for 00:53, NV led for 36:13. Game was tied for 02:54.

2017-18 BOX SCORES AND RECAPS

Game 16 - New Mexico 62, Boise State 90

Jan. 3, 2018 | Taco Bell Arena

Late Run Not Enough, Lobos Fall at Boise State

BOISE, IDAHO--- A 15-1 second-half run was not enough to turn the game around on Wednesday night as The University of New Mexico men's basketball team suffered a 90-62 loss at the hands of the (RV) Boise State Broncos on the road.

The Broncos (13-2, 3-0 MW) took an early 13-0 lead four minutes into the game after a flawless defensive effort left the Lobos (6-10, 1-2 MW) scoreless until junior Anthony Mathis opened the scoring with a 3-pointer at the 15:40 mark.

The three would mark Mathis' first of three on the night as the junior went 3-for-7 from behind the arc, 5-of-11 from the floor for a total of 13 points.

The Lobos were led by senior Joe Furstinger who posted 15 points for his fifth straight game scoring in double digits. He finished four rebounds shy of his fifth straight double-double.

Leading the way for Boise State was sophomore Justinian Jessup who posted a career-high 23 points for the Broncos.

"Boise just played a lot harder than we did, especially to start the game," head coach Paul Weir said. "We just couldn't finish around the rim. Their length around the rim really bothered us and we left a lot of points there."

The Lobos shot 34.9 percent from the floor (22-63) compared to 59.4 percent for the Broncos (38-64). UNM was also outshot behind the arc, 22.2-44.4 percent. The Lobos did, however, hold the advantage from the free throw line, shooting 80 percent (12-15) compared to 50 percent (6-12).

UNM also held an edge in turnovers, forcing 17 while committing just 13.

Wednesday's game snaps the Lobos' four-win streak over the Broncos as UNM has swept Boise State over the past two seasons.

Boise State led by 23 at the half, 45-22, and extended the lead to its largest of the night, 35, with 11:31 left on the clock in the second half. The lead marks the most of any opponent so far this season.

The Lobos exploded for a 15-1 run to close the gap to 21 points on five points from Furstinger, threes from Mathis and junior Dane Kuiper and two points apiece from seniors Sam Logwood and Antino Jackson. The run lasted 3:08 and was ended by a layup from Boise State's Robin Jorch to make it 70-47 with 7:51 left.

The Broncos ran away with the game from there, posting a 9-0 run with three minutes left to put the game out of reach.

UNM will return to action on Saturday, Jan. 6 at home against San José State at 7 p.m. on the Mountain West Network.

Game #16

New Mexico 62 • 6-10 1-2 MW

#	Player	FG	FGA	3-PT	3-PTA	Rebounds			PF	TP	A	To	Bk	Stl	Min
		FG	FGA	FG	FGA	FT	FTA	Off	Def	Tot					
05	FURSTINGER, Joe	6-10	1-1	3-4	0	6	6	4	15	0	4	0	1	35	
14	KUIPER, Dane	2-7	1-5	2-3	0	1	1	1	7	2	2	0	2	23	
03	JACKSON, Antino	2-6	1-3	0-0	2	3	5	2	5	0	3	0	0	27	
10	MALUACH, Makuach	3-4	0-0	2-2	1	3	4	2	8	1	1	0	0	21	
11	SIMMONS, Jachai	0-2	0-1	0-0	0	1	1	0	0	0	0	0	0	11	
02	MCNEAL, Chris	1-10	0-5	0-0	0	3	3	1	2	7	0	0	0	24	
12	LOGWOOD, Sam	1-6	0-0	4-4	1	0	1	0	6	0	1	0	0	18	
15	PINCHUK, Vladimir	0-0	0-0	1-2	1	1	2	1	1	0	1	0	0	6	
31	SIMONS, Troy	2-7	1-5	0-0	0	0	0	4	5	1	1	0	0	15	
32	MATHIS, Anthony	5-11	3-7	0-0	0	0	0	1	13	1	0	0	1	20	
	Team	0	2	2	2	0	0	0	0	0	0	0	0	2	
Totals		22-63	6-27	12-15	5	20	25	16	62	12	13	0	7	200	
FG % 1st Half: 9-36 25.0%		2nd half: 13-27 48.1%		Game: 22-63 34.9%		2nd half: 11-13 84.6%		Game: 6-27 22.2%		2nd half: 3-10 30.0%		Game: 12-15 80.0%		Deadball fouls: 0	
3FG % 1st Half: 3-17 17.6%		2nd half: 3-10 30.0%		Game: 6-27 22.2%		2nd half: 3-10 30.0%		Game: 12-15 80.0%		2nd half: 3-10 30.0%		Game: 12-15 80.0%		Deadball fouls: 0	
FT % 1st Half: 1-2 50.0%		2nd half: 11-13 84.6%		Game: 12-15 80.0%		2nd half: 11-13 84.6%		Game: 12-15 80.0%		2nd half: 11-13 84.6%		Game: 12-15 80.0%		Deadball fouls: 0	

Boise State 90 • 13-2 3-0 MW

#	Player	FG	FGA	3-PT	3-PTA	Reb	Def	Off	PF	TP	A	To	Bk	Stl
		FG	FGA	FG	FGA	FT	FTA	Off	Def	Tot				
11	HANEY, Zach	5-8	0-0	0-1	4	3	7	1	10	1	2	0	0	25
43	SENGFELDER, Chris	3-6	0-3	0-0	1	7	8	0	6	2	2	1	0	26
02	WILLIAMS, Lexus	5-9	1-2	0-0	0	4	4	11	5	4	0	0	0	31
03	JESSUP, Justinian	9-12	5-7	0-0	0	5	5	0	23	5	0	4	0	29
15	HUTCHISON, Chandler	6-12	1-3	4-5	1	9	10	3	17	3	2	0	0	31
08	DICKINSON, Marcus	0-1	0-0	0-0	0	1	1	0	0	0	0	0	0	5
04	CHRISTON, Cam	0-0	0-0	0-0	0	0	0	0	0	0	0	0	0	2
05	HARWELL, Malek	0-0	0-0	0-0	0	0	0	0	0	0	0	0	0	1
10	JORCH, Robin	1-2	0-0	1-2	1	1	2	3	0	0	0	0	0	14
21	ALSTON, Derrick	0-0	0-0	0-2	0	0	0	0	0	0	0	0	0	1
32	JARDINE, Casdon	1-1	0-0	0-0	0	0	0	2	2	0	0	0	0	5
33	WACKER, David	0-0	0-0	0-0	0	0	0	0	0	0	0	0	0	1
34	HOBBS, Alex	8-13	1-3	1-2	0	5	5	3	18	4	3	0	0	29
	Team	0	2	1	3	0	0	0	0	0	0	0	0	2
	Totals	38-64	8-18	6-12	9	36	45	15	90	18	17	1	8	200

Officials: David Hall, Larry Spaulding and Rick Randall

Technical Fouls: New Mexico-SIMONS, Troy 2; Boise State-HUTCHISON, Chandler;

TEAM.

Attendance: 7557

Score by periods	1st	2nd	Total
New Mexico	22	40	62
Boise State	45	45	90

Last FG - NM 2nd-00:26, BSU 2nd-01:02.
Largest lead - NM None, BSU by 35 2nd-11:31.
NM led for 20:00, BSU led for 10:47. Game was tied for 00:11.

Score tied - 0 times.
Lead changed - 0 times.

Game 17 - New Mexico 80, San José State 47

Jan. 6, 2018 | Dreamstyle Arena

Lobos Rout San José State, 80-47

ALBUQUERQUE, N.M.--- The University of New Mexico men's basketball team returned to 500 in Mountain West play on Saturday night with an 80-47 victory over San José State in Dreamstyle Arena - The Pit. The Lobos improve to 7-10, 2-2 in the league while the Spartans fall to 3-12, 0-4 MW.

Freshman Makuach Maluach led the Lobos in scoring for the first time in his young career, tallying 15 points while going 6-for-9 from the floor, 2-for-2 from behind the arc. He was one of five Lobos to score in double figures including junior Chris McNeal (12), junior Anthony Mathis (12), senior Antino Jackson (11) and senior Joe Furstinger (10).

The Lobos have had five or more players score in double digits in five games this season.

Furstinger just missed another double-double, posting 10 points and a game-high nine rebounds. He did, however, post his sixth straight game scoring in double figures, collect a career-best five steals, drilling his third career 3-pointer and adding four assists and two blocks to his stat line.

Mathis and junior Jachai Simmons each notched a career-high in rebounds, bringing down six and four, respectively.

As a team, the Lobos outshot the Spartans 46.7 percent to 31.8 percent and went 13-for-36 from behind the arc (36.1 percent) compared to 3-for-11 (27.3 percent) for SJSU. The last time the Lobos held an opponent to less than 35 percent from the floor was on March 4, 2017 against San Diego State (31.5 percent).

"I thought we played much better defense and were able to get some stops, particularly at the start of both halves," head coach Paul Weir said. "We were a little more contained and a little more control-oriented."

"On the defensive end, we worked really hard to keep the ball out of the post."

The Lobos entered Saturday night's contest ranked 15th in the nation in both turnover margin (4.6) and turnovers forced (17.56) and did not disappoint in the categories against SJSU. UNM forced 20 turnovers and committed just six, a season-low for the Lobos. UNM accumulated 28 points off of turnovers compared to just one point for SJSU.

"Generating turnovers is great we've done a great job of that this year," Weir said. "It's completing it on the other end and getting points out of (turnovers) that we need. Tonight was probably one of the first nights that we were able to do that almost all season."

The Spartans' 47 points marks a season low for a Lobo opponent. SJSU tallied 23 points in the first half and 24 in the second, marking the second- and third-lowest allowed by the Lobos in a half this season.

The Lobos got out to as much as a 12-point lead, 18-6, in just the first 8:13, posting an 11-0 run over 1:24 that included back-to-back 3-pointers by Jackson and another from Maluach.

SJSU responded with a 7-0 run of their own to pull the game back within five, 18-10 and again 20-15 with 7:47 left in the first half.

From there, the Lobos took off and never looked back, getting back out to a double-digit lead with 3:29 left in the half, never relinquishing it.

McNeal put the Lobos up by 16 at the half, 39-23, and the Lobos continued to build in the second, allowing the Spartans no closer than 20 points over the final 16:54 of the game. UNM's largest lead of the game, 35, came with 37 seconds left on the clock on a dunk by Simmons, assisted by redshirt-junior Mike Mondragon. Mondragon also scored his first career points in his two minutes on the floor.

The Lobos will remain at home as they take on Wyoming on Wednesday, Jan. 10 in Dreamstyle Arena at 7 p.m. The game will be broadcast on the Mountain West Network.

Game #17

San Jose State 47 • 3-12, 0-4 MW

#	Player	FG	FGA	3-PT	3-PTA	Rebounds			PF	TP	A	To	Bk	Stl	Min
		FG	FGA	FG	FGA	FT	FTA	Off	Def	Tot					
05	FISHER, Keith	2-3	0-0	0-0	0	3	3	4	4	0	4	0	1	1	14
22	WELAGE, Ryan	6-19	2-4	3-3	4	7	2	17	2	5	0	0	0	37	
41	CHASTAIN, Ashton	2-6	0-0	1-4	3	4	7	4	5	0	0	0	0	24	
10	NICHOLS, Isaiah	1-5	0-3	0-0	0	4	4	2	2	3	1	0	1	26	
20	BAUMANN, Noah	1-3	1-2	0-0	1	2	0	3	0	4	0	0	0	23	
02	CARLISLE, Nai	2-3	0-0	0-0	0	0	0	4	0	1	0	0	0	13	
12	SIMMONS, Caleb	0-0	0-0	2-4	0	1	1	1	2	1	2	0	0	9	
13	BARRY, Oumar	0-0	0-0	1-2	0	4	3	1	0	0	0	0	0	16	
23	MITCHELL, Brandon	0-3	0-1	0-0	0	1	1	1	0	1	2	1	0	15	
25	HILLSMAN, Jaycee	0-2	0-1	9-11	1	1	2	2	9	0	1	0	0	23	
	Team	0	2	1	3	0	0	0	0	0	0	0	0	0	2
Totals		14-44	3-11	16-24	10	24	34	19	47	7	20	1	3	200	
FG % 1st Half: 7-23 30.4% 2nd half: 7-21 33.3% Game: 14-44 31.8%															
3FG % 1st Half: 2-5 40.0% 2nd half: 1-6 16.7% Game: 3-11 27.3%															
FT % 1st Half: 7-11 63.6% 2nd half: 9-13 69.2% Game: 16-24 66.7%															
Dead Rebound: 10															

New Mexico 80 • 7-10, 2-2 MW

#	Player	FG	FGA	3-PT	3-PTA	Reb	Def	Off	PF	TP	A	To	Bk	Stl	Min
		FG	FGA	FG	FGA	FT	FTA	Off	Def	Tot					
05	FURSTINGER, Joe	f	3-5	1-2	3-4	1	8	9	3	10	4	1	2	5	31
14	KUIPER, Dane	f	1-9	1-8	1-2	0	1	1	3	4	0	0	0	0	28
15	PINCHUK, Vladimir	f	2-4	0-0	2-5	2	3	5	2	6	1	0	0	0	21
03	JACKSON, Antino	f	4-6	3-5	0-0	0	0	0	4	11	7	2	0	0	23
12	MATHIS, Anthony	f	4-10	2-8	2-2	1	5	6	4	12	1	0	0	0	21
04	MCNEAL, Chris	f	4-11	2-8	2-4	0	1	1	0	12	4	2	0	0	32
04	MONDRAGON, Mike	f	1-1	0-0	0-0	0	0	0	2	1	0	0	0	0	2
10	MALUACH, Makuach	f	6-9	2-2	1-2	3	1	4	15	1	0	0	0	1	23
11	SIMMONS, Jachai	f	3-5	2-3	0-0	3	1	4	1	8	1	0	0	1	19
	Team		0	2	1	3	0	0	0	0	0	0	0	0	2
	Totals		28-60	13-36	11-19	12	22	34	21	80	23	6	2	12	200

FG % 1st Half:	14-33	42.4%	2nd half:	14-27	51.9%	Game:	28-60	46.7%	Dead Rebound:	4.0
3FG % 1st Half:	5-18	27.8%	2nd half:	8-18	44.4%	Game:	13-36	36.1%		
FT % 1st Half:	6-8	75.0%	2nd half:	5-11	45.5%	Game:	11-19	57.9%		

Officials: Michael Greenstein, Michael Irving, Rick O'Neill

Technical Fouls: San Jose State-None. New Mexico-None.

Attendance: 10799

Score by periods	1st	2nd	Total
San Jose State	23	24	47
New Mexico	39	41	80

Last FG - SJ 2nd-00:21, NM 2nd-00:37.

Largest lead - SJ by 21st-18:50, NM by 35 2nd-00:37.

SJ led for 00:15, NM led for 37:34. Game was tied for 02:11.

Points In Off 2nd Fast Bench

SJ 22 1 4 0 16

NM 30 28 10 20 37

Score tied - 1 time.

Lead changed - 1 time.

Game 18 - New Mexico 75, Wyoming 66

Jan. 10, 2018 | Dreamstyle Arena

Lobos Win Second Straight, Topple Wyoming 75-66

ALBUQUERQUE, N.M.--- Behind a season-high 20 points from senior Antino Jackson and senior Joe Furstinger's double-double of the season, The University of New Mexico men's basketball team posted a 75-66 victory over Wyoming in Dreamstyle Arena - The Pit on Wednesday night.

New Mexico (8-10, 3-2 MW) claimed its second consecutive win after a 33-point rout of San José State on Saturday. The Cowboys (11-6, 2-2 MW) dropped their second conference game of the season after taking down (RV) Boise State in overtime on Saturday at home.

The Lobos trailed by five at the half, 32-27, but rallied in the second for a comeback victory. Prior to Wednesday's matchup, UNM was 0-9 when trailing at the half while Wyoming was 6-0 when leading.

Four Lobos scored in double figures on the night including Jackson with his most as a Lobo (20), Furstinger (17), freshman Makuach Maluach (17) and junior Anthony Mathis (16). Junior Chris McNeal also added five points on the night.

"These guys, they defy logic. I don't want to get too emotional or too prideful or whatever, but this is as amazing of a group as I've ever been around," head coach Paul Weir said. "To win a game like this tonight against a team that has beaten the best teams in our league, this is big for us."

The Lobos shot 46.0 percent from the field, including 41.7 percent from behind the arc and 76.6 percent from the free-throw line. Jackson led the squad firing at a clip of 58.3 percent (7-12), 57.1 percent (4-7) from three while adding four assists and season-best four steals.

Maluach put the Lobos on the board with a jumper in the first minute of play, and UNM took a 7-2 lead with a Furstinger three and Maluach layup. The Cowboys answered with a 7-0 run to lead the Lobos 9-7 with 15:16 left in the first half.

Jackson hit back-to-back threes to put the Lobos ahead 13-11, followed by a Mathis three to extend the lead to five, 16-11, with 12:10 left in the half.

Wyoming went on another burst, posting an 8-0 run midway through the half to take a 23-18 lead with 7:47 on the clock. The Lobos traded baskets with the Cowboys on a pair of Maluach free throws and a Mathis three-pointer to keep the margin at five, trailing 28-23 with 3:02 to go.

The Lobos closed the Cowboy lead to three, 30-27, with a Jackson layup, but a Wyoming bucket at the end of the half left UNM down five at the break.

New Mexico ended the first half with 13 turnovers, forcing only seven, while shooting 41.7 percent (10-24) and 35.7 percent (5-14) from behind the arc. In addition, UNM had allowed Wyoming to shoot 44.8 percent from the field and 50 percent from three (4-8) including 16 points from Justin James.

"It was a pretty spirited half time. I was pretty upset and I think some of our players were pretty upset with some of the things that we were doing," Weir said. "We were fortunately able to clean that up in the second half and obviously get a really big win."

The Lobos scored the first 11 points of the second half as Jackson hit back-to-back 3-pointers to put the Lobos ahead 33-32 with 18:10 on the clock. A minute later, Jackson added a layup to give UNM a 35-32 lead, and Mathis drilled a three to make the score 38-32 with 16:27 to play.

2017-18 BOX SCORES AND RECAPS

Game 19 - New Mexico 80, Fresno State 86

Jan. 13, 2018 | Save Mart Center

Pair Scores Career-High, Lobos Nipped by Fresno State

FRESNO, CALIF. --- Despite career-high scoring performances from true freshman Makuach Maluach and junior Anthony Mathis, The University of New Mexico men's basketball team fell by a nine-point margin, 89-80, on the road at Fresno State on Saturday night.

The Lobos (8-11, 3-3 MW) had three players score in double digits as they blasted their way back from a 14-point deficit in the first half. UNM trailed by just two at halftime, 42-40, and led by five with 10:14 left in the second half, but a late Bulldog run put Fresno State ahead for good in the final eight minutes.

The score was tied 11 times and the lead changed nine times throughout Saturday night's matchup.

New Mexico fired at a clip of 51.9 percent (28-54) on the night, just the third time this season that the Lobos have shot over 50 percent and the first time they have lost when doing so. Fresno State (13-6, 3-3 MW), however, shot an arena-record 65.3 percent from the floor, and a program-record 75 percent (9-12) from three.

"To spot a team like that 27 points (nine thirds) on the road, it's going to be really hard to come back from," head coach Paul Weir said. "I just think it opened up the rest of the game. When you shoot the ball like that, you're a really tough team to guard. They just didn't miss out there.

"Their size, their strength, their overall athleticism just really wore on us."

Maluach led the Lobos with 21 points on the night followed by Mathis who notched 18. Junior Chris McNeal also contributed double digits, tallying 16 points, his most since UNM's contest vs. Maryland on Nov. 25 and his fourth highest point total as a Lobo.

Mathis went 6-for-9 from the floor including 4-for-6 from three while Maluach was 8-for-15 overall, 5-for-5 from the charity stripe.

Senior Joe Furstinger neared another double-double, but fell short of his seventh straight game scoring in double digits. He registered eight points and eight rebounds as UNM's next leading scorer.

Senior Antino Jackson added seven points while leading UNM in assists (5) and steals (3).

The Lobos drilled the first shot of the game on a Dane Kuiper three before Fresno State went on a 14-0 run to take an 11-point lead at the 14:58 mark. The Bulldogs extended it to 14, their largest lead of the game, with 11 minutes left in the half before UNM began to whittle it away.

The Lobos went into the bonus with 8:18 left and eventually closed the gap to four on a Maluach layup at the 2:29 mark, 38-34. After a Bulldog layup, Furstinger hit a jumper followed by a pair of Maluach free throws to make it 40-38 with 1:06 left. McNeal hit a layup to tie it with 28 seconds left, 40-40.

A quick jumper with four seconds left put UNM down by two at the half, 42-40.

Maluach scored eight points in the first half and added nine in just the first six minutes of the second. The Lobos claimed a five-point lead 64-59 with 10:14 left on a Jackson 3-pointer and another Maluach layup before Fresno State tied the game for the 11th time at the 8:40 mark, 66-66.

Following the tie, the Bulldogs began to slowly pull away, going on a 12-0 run to take a 78-66 advantage. The Lobos would get no closer than seven the rest of the way.

UNM will remain on the road, traveling to UNLV on Wednesday, Jan. 17 to take on the Runnin' Rebels on ESPN3 at 8 p.m. MT.

Game 20 - New Mexico 85, UNLV 81

Jan. 17, 2018 | Thomas & Mack Center

Lobos Come Back for Road Win, Down UNLV 85-81

LAS VEGAS, NEV. --- Six Lobos scored in double digits on Wednesday night, leading The University of New Mexico men's basketball team to an 85-81 comeback victory over UNLV on the road. The win marks UNM's first on the road this season.

"To get a road win, for us is enormous and against a team of this caliber, a top-100 team, it's growth for us," head coach Paul Weir said. "There's a lot of reasons why these things shouldn't be happening, but we're not asking that in that locker room. We're just doing everything we can to make this team the best it can be."

The Lobos improve to 9-11, 4-3 MW with the victory while UNLV falls to 13-5, 2-3 in league play. UNM also claims

After falling behind by as many as 11 points with just 6:48 remaining in the second half, the Lobos executed a 13-3 run over two minutes to reduce the UNLV lead to just one, 70-69, with 4:22 left.

The Runnin' Rebels extended their lead back to five with 3:26 left, again with 2:14 left and yet again with 1:15 remaining on the clock on a three-pointer from UNLV's Jovan Mooring.

Sharp-shooting Lobo junior Anthony Mathis, who is firing at an outstanding clip of 45.2 percent from behind the arc on the season, responded with a clutch 4-point play, sinking a 3-pointer and a free throw to make it 81-80 with 1:07 left.

With 40 seconds left, Mooring attempted a three that would have put UNLV up four, but missed and Coach Weir followed with a timeout after the clock had reduced to just 27 seconds.

The Lobos needed just two points to claim the lead out of the timeout, burning 16 seconds looking for the right shot. With 11 seconds left, Mathis boldly drilled another three to give the Lobos a two-point advantage, 83-81.

UNLV stopped the clock with a foul and senior Joe Furstinger knocked in his seventh and eighth consecutive three throws with three seconds left on the clock for the 85-81 victory.

UNM was led once again by freshman Makuach Maluach who netted 19 points followed by senior Antino Jackson who tallied 17 and added five assists and four rebounds. Jackson finished 3-for-7 from 3-point land and went 4-for-4 from the free throw line.

Furstinger collected 14 points and nine rebounds - just missing his sixth double-double of the season. Mathis also added 14 points for UNM, going 3-for-9 from three and 3-for-3 from the charity stripe.

Junior Dane Kuiper racked up 10 points for his sixth time finishing in double figures this season, he also finished second on the team with five rebounds. Freshman Vladimir Pinchuck also tallied 10 points for just his second career game in double digits.

For the fourth straight game, just nine Lobos suited up for the contest, including walkon Mike Mondragon. Mondragon played a career-high four minutes.

"These guys are locked in," Weir said. "They're giving it everything they've got and I'm just really happy for them that they get to feel the feeling of a good road win together."

As a team, the Lobos shot 43.8 percent from the field compared to 48.4 percent for UNLV. The Lobos were also outrebounded 40-34, but UNLV went just 15.4 percent from behind the arc compared to UNM's 38.5 percent.

Despite the late UNLV 11-point advantage, the score was tied 10 times during the contest including five lead changes. UNLV outscored UNM 54-34 in the paint and 18-20 on the fast break. The Lobos outscored the Runnin' Rebels 13-12 off of turnovers and 25-18 in bench points.

The Lobos return home on Saturday, Jan. 20 as they take on San Diego State on CBS SportsNet at 5 p.m. MT. Saturday's game will also mark UNM's Domestic Violence Awareness Game during which fans can get \$10 tickets (bench rows 1-10) for arriving in purple (the designated color for domestic violence awareness).

Game 21 - New Mexico 79, SDSU 75

Jan. 20, 2018 | Dreamstyle Arena - The Pit

Lobos do it again! UNM executes second-half comeback over SDSU

ALBUQUERQUE, N.M. --- For the second-straight game, The University of New Mexico men's basketball team executed a near-flawless second half to earn a four-point victory over a tough Mountain West opponent on Saturday night. UNM topped San Diego State at Dreamstyle Arena by a score of 79-75, coming back from a 10-point halftime deficit.

The Lobos (10-11, 5-3 MW) outscored the Aztecs (11-7, 3-4 MW) 41-27 in the second half for the win, despite SDSU leading for 32:28 on the night. With the victory, UNM is now riding a six-game win streak at home, is 4-1 over its last five games dressing just nine players and has moved into third place in the league.

"(This team) defies a lot of logic and I am just really proud to be a part of them right now. We've bottled something pretty cool," head coach Paul Weir said. "I don't know how long it's going to keep going, but we are just going to keep grinding and keep working right now. The only bad news from this game is that we are going right back to practice tomorrow morning because that's how we got here."

Senior Antino Jackson and junior Anthony Mathis each posted career-high points in the win. Jackson netted 24, surpassing his previous best of 23 which he achieved twice at Akron. Mathis, who entered the game with a career-best 18 points, scored 15 points in the first half and added six more in the second for a new career-high 21.

Jackson went 6-for-10 from behind the arc while Mathis was 4-for-7, contributing a combined 10 of UNM's 13 3-pointers on the night. Jackson also led the Lobos with six assists and did not commit a single turnover.

"On offense, I'm trying to take advantage of the freedom Coach Weir has given me to make plays, be efficient and to be the best I can be," Jackson said. "Our defense was kind of questionable in the first half, so our biggest thing coming into the second half was that we had to make shots, play better defense and get rebounds. And I think that's what we did. We made the adjustments, and that was the biggest thing."

Senior Joe Furstinger registered his sixth double-double, racking up 12 points and 10 rebounds. Freshman Makuach Maluach also turned in a huge effort for UNM, scoring 15 points that included a 6-for-7 stretch at the charity stripe.

Down by 12, 55-43, at the 17:04 mark, the Lobos reduced the SDSU lead to five over a 3:25 stretch, making it 55-50 on a Mathis and a Chris McNeal three as well as a Furstinger free throw.

The Aztecs extended their lead back to seven on layup before a Jackson three reduced it to four, 57-53, with 12:35 remaining.

The game continued in the same fashion, SDSU extending the lead, UNM closing the gap with a clutch three, until the final five minutes.

SDSU led by seven, 73-66, with 5:00 on the clock before UNM executed a 6-0 run on a pair of Jackson free throws, a Mathis three and another free throw from Maluach to cut the deficit to one, 73-72 with 3:42 left.

Just 43 seconds later, that 6-0 run turned into a 9-0 run as Jackson hit yet another three to take the lead for the first time since the 13:39 mark in the first half, 75-73, as the announced crowd of 11,418 roared.

A Pope dunk with 1:51 left tied the game for the second time, 75-75, but with 37 seconds left, Coach Weir took a timeout and with 22 seconds left, Jackson nailed a jumper to reclaim the lead, 77-75. Strong defense on the other end and a Furstinger rebound gave the Lobos the ball back and SDSU was forced to foul.

In remarkably similar fashion to Wednesday's game at UNLV, Furstinger clinched the victory with a pair of free throws with just one second left for the win.

The Lobos shot 41.4 percent from the floor and 44.8 percent from behind the arc while SDSU shot 44.3 percent overall and 38.1 percent from the floor. UNM was outrebounded 40-34 and outscored in the paint 34-18. UNM, which entered the game ranked 12th in the nation in turnover margin and turnovers forced, forced 12 turnovers on the night and committed a season-low five.

"The players that are playing right now have amazing courage. We're sticking together and playing our hearts out, every single one of us," Mathis said. "I know I can speak for myself, I'm exhausted, and like Coach Weir says, after every game, you should be exhausted and dead tired, and that's what I am now for sure."

The Lobos are on a bye week, next taking the court on Saturday, January 27 at 7 p.m. MT against Colorado State at home at Dreamstyle Arena - The Pit. The game will air live on ESPN3.

Game #19

New Mexico 80 • 8-11, 3-3 MW

Player	FG		3-PT		Rebounds			FT		PF	TP	A	Blk	Stl	Min
	Total	Pct	Total	Pct	Off	Def	Total	Pct							
14 KUIPER, Dane	r	2-6	2-6	0-0	0	3	3	6	3	1	0	0	0	27	
15 PINCHUK, Vladimir	r	1-2	0-0	2-2	1	1	2	1	4	0	0	0	0	11	
03 JACKSON, Antino	g	3-5	1-3	0-0	0	1	1	7	5	5	0	3	0	25	
10 MALUACH, Makuach	g	8-15	0-4	5-5	0	3	3	5	21	1	1	0	0	34	
02 MATHIS, Anthony	g	6-9	4-6	2-2	1	2	5	18	1	0	0	2	3	33	
01 MCNEAL, Chris	g	4-9	1-5	7-8	0	0	0	16	2	0	0	1	0	25	
05 FURSTINGER, Joe	g	4-7	0-0	2	1	7	8	3	2	2	0	0	0	31	
11 SIMMONS, Jachai	g	0-1	0-1	0-0	0	2	2	2	0	2	1	0	0	14	
Team															
Totals		28-54	8-25	16-19	4	20	24	22	80	17	10	2	6	200	

FG % 1st Half: 14-27 51.9% 2nd half: 14-27 51.9% Game: 28-54 51.9%
3FG % 1st Half: 4-13 30.8% 2nd half: 4-12 33.3% Game: 8-25 32.0%
FT % 1st Half: 8-9 88.9% 2nd half: 8-10 80.0% Game: 16-19 84.2%

Fresno State 89 • 13-6, 3-3 MW

Player	Total	3-Pr	Rebounds				PF	TP	A	T	Blk	Stl	Min		
	FG	FGA	FG	FGA	FT	FTA	Off	Def	PF	TP	A	T	Blk	Stl	Min
11 WILLIAMS, Bryson	r	7-9	0-0	0-0	1-1	0	4	4	3	15	3	0	0	0	35
20 BITTNER, Sam	r	1-2	1-1	0-0	0-0	1	2	3	2	3	2	1	0	0	19
01 HOPKINS, Jaron	g	6-11	0-0	0-0	1-2	1	8	9	1	13	4	2	1	0	34
21 TAYLOR, Deshon	g	5-9	3-5	9-12	0	4	4	4	2	22	4	3	0	14	34
22 BOWLES, Ray	g	4-4	1-1	5-8	0	1	1	4	14	2	1	0	0	1	26
05 TAYLOR, Jahmel	g	6-7	4-5	0-1	0-0	0	0	0	1	16	1	0	0	0	24
32 GRIMES, Nate	g	0-0	0-0	0	5	5	4	0	0	0	0	2	0	0	15
34 CARTER II, Terrell	g	3-7	0-0	0	0	0	4	6	0	1	1	0	1	0	13
Team							0	2	2						
Totals			32-49	9-12	16-24	2	24	26	21	89	16	9	4	3	200

FG % 1st Half: 18-26 69.2% 2nd half: 14-23 60.9% Game: 32-49 65.3%
3FG % 1st Half: 4-6 66.7% 2nd half: 5-6 83.3% Game: 9-12 75.0%
FT % 1st Half: 2-3 66.7% 2nd half: 14-21 66.7% Game: 16-24 66.7%

Officials: Mike Scophers, Tommy Nunez, Ruben Ramos
Technical fouls: New Mexico-None. Fresno State-None.
Attendance: 6244

Score by periods	1st	2nd	Total
New Mexico	40	40	80
Fresno State	42	47	89

Last FG - NM 2nd-00:40, FS 2nd-00:56.
Largest lead - NM by 5 2nd-10:14, FS by 14 1st-12:31.
NM led for 04:03, FS led for 29:27. Game was tied for 06:30.

Score tied - 11 times.
Lead changed - 9 times.

Game #20

New Mexico 85 • 9-11, 4-3

#	Player	Total		3-Pr		Rebounds			PF	TP	A	T	Blk	Stl	Min
		FG	FGA	FG	FGA	FT	FTA	Off							
10	MALUACH, Makuach	r	7-12	2-3	3-4	2	1	3	5	19	1	0	0	0	19
11	SIMMONS, Jachai	r	0-0	0-0	0-0	0	2	2	0	0	0	0	0	2	14
15	PINCHUK, Vladimir	c	5-5	0-0	0-1	0	3	3	3	1	10	0	0	0	25
03	JACKSON, Antino	g	5-15	3-7	4-4	1	3	4	10	5	5	0	0	2	33
04	MATHIS, Anthony	g	4-12	3-9	3-3	0	2	3	14	1	0	0	0	0	29
01	MCNEAL, Chris	g	0-4	0-2	1-2	0	3	3	0	1	0	2	0	0	18
04	MONDRAGON, Mike	g	0-0	0-0	0-0	0	0	0	0	1	0	0	2	0	4
05	FURSTINGER, Joe	g	3-8	0-1	8-8	3	6	9	4	14	4	1	0	0	32
14	KUIPER, Dane	g	4-8	2-4	0-0	3	2	5	4	10	1	1	1	1	26
Team						2	1	3							
Totals			28-64	10-26	19-22	11	23	34	20	85	12	11	1	5	200

FG % 1st Half: 12-30 40.0% 2nd half: 16-34 47.1% Game: 28-64 43.8%
3FG % 1st Half: 2-9 22.2% 2nd half: 8-17 47.1% Game: 10-26 38.5%
FT % 1st Half: 9-10 90.0% 2nd half: 10-12 83.3% Game: 19-22 86.4%

UNLV 81 • 13-5, 2-3

Player	Total		3-Pr		Reb			PF	TP	A	T	Blk	Stl	Min
	FG	FGA	FG	FGA	FT	FTA	Off							
10 JUSTON, Shakur	7	10	0	0	0	0	4	10	3	14	2	3	0	1
44 MCCOY, Brandon	4	10	0	1	1	3	3	6	4	9	0	1	1	0
01 CLYBURN, Kris	1	8	0	5	1	6	3	1	4	2	3	4	1	0
04 JOHNSON, Jordan	5	12	1	2	8	8	0	2	2	3	19	5	1	0
20 MOORING, Jovan	6	12	1	4	5	7	0	2	2	1	18	3	2	0
03 HARDY, Amari	2	5	0	1	2	3	1	0	1	1	6	3	0	1
11 DEMBELE, Cheickna	1	1	0	0	1	2	1	1	2	1	3	1	0	0
14 BECK, Tervell	0	0	0	0	0	0	0	1	1	1	0	0	0	0
34 DIONG, Cheikh Mbake	4	4	0	0	1	1	0	6	6	4	9	0	1	4
Team							1	1	2					

FG % 1st Half: 14-32 43.8% 2nd half: 16-30 53.3% Game: 30-62 48.4%
3FG % 1st Half: 0-7 0.0% 2nd half: 2-6 33.3% Game: 2-13 15.4%
FT % 1st Half: 7-12 58.3% 2nd half: 12-18 66.7% Game: 19-30 63.3%

Officials: David Hall, Randy McCall, Verne Harris
Technical fouls: New Mexico-TEAM. UNLV-MCCOY, Brandon.
Attendance: 10546

Score by periods	1st	2nd	Total
New Mexico	35	50	85
UNLV	35	46	81

Last FG - NM 2nd-00:11, UNLV 2nd-01:15.
Largest lead - NM by 7 1st-12:02, UNLV by 11 2nd-06:48.
NM led for 17:58. UNLV led for 17:27. Game was tied for 04:33.

Score tied - 10 times.
Lead changed - 10 times.