



LIBERTY FLAMES

2019 FOOTBALL GAME NOTES

@LibertyFootball
@LibertyFootball

Todd Wetmore, Associate AD for Athletics Communications - Cell: (434) 841-8974 - E-mail: twetmore@liberty.edu

GAME 5: NEW MEXICO AT LIBERTY

SEPT. 28, 2019 / 6 P.M. / WILLIAMS STADIUM / LYNCHBURG, VA.



VS.



2019 Record:..... 2-2
Head Coach:..... Hugh Freeze
Record at Liberty:..... 2-2 (1st Year)
Overall Record:..... 44-34 (9th Year)

2019 Record:..... 2-1, 0-0 Mountain West
Head Coach:..... Bob Davie
Record at NM:..... 35-55 (8th Year)
Overall Record:..... 70-80 (13th Year)

THE MATCHUP

27.8	PPG	36.0
81	1st DOWNS	69
117.5 YPG	RUSH	200.0 YPG
275.2 YPG	PASS	282.0 YPG
392.8 YPG	OFFENSE	482.0 YPG
3	INT	4
16	TDs	13
0	FGs	6
27:39	TOP	31:28
434.8 YPG	DEFENSE	546.0 YPG
4	INT	1
9	SACKS	6

STORYLINES

1) On the heels of back-to-back home wins, Liberty (2-2) will wrap up its three-game homestand against New Mexico (2-1, 0-0 Mountain West), the first Mountain West squad ever to visit Williams Stadium.

2) Liberty and New Mexico are meeting for the second time in 365 days. After racing out to a 42-10 halftime lead in Albuquerque on Sept. 29, 2018, the Flames held on for a 52-43 victory. New Mexico could become the first FBS opponent the Flames have ever defeated multiple times.

3) Scoring could come in bunches on Saturday, after the two teams combined for 95 points and 1,148 yards of offense in their meeting a year ago. Last week, Liberty (62 points) and New Mexico (55) both lit up the scoreboard in victory.

4) Liberty senior QB Stephen Calvert appears on the Johnny Unitas Golden Arm Award Preseason Watch List. He threw for 417 yards and two TDs at New Mexico last season.

5) Senior WR Antonio Gandy-Golden, a Biletnikoff Award Watch List member, currently leads the nation with 544 receiving yards. He hauled in 11 passes for a school-record 245 yards at New Mexico in 2018.

6) Redshirt senior DL Jessie Lemonier has recorded 14.5 sacks in 16 career appearances as a Flame, including 1.5 at New Mexico a year ago. He will face a Lobos offensive line that has yet to allow a sack in 2019.



PASSING	RECEIVING	RUSHING	DEFENSE
74-122 1,090 YARDS 7 TD/3 INT	24 CATCHES 544 YARDS 4 TD	46 CARRIES 193 YARDS 3 TD	29 TACKLES 6.5 TFL 4.5 SACKS
STEPHEN CALVERT	ANTONIO GANDY-GOLDEN	FRANKIE HICKSON	JESSIE LEMONIER

2019 SCHEDULE

	NO. 22/22 SYRACUSE Aug. 31 6 p.m. Williams Stadium	L 0-24
	at Louisiana Sept. 7 7:30 p.m. Cajun Field	L 14-35
	BUFFALO Sept. 14 6 p.m. Williams Stadium	W 35-17
	HAMPTON Sept. 21 6 p.m. Williams Stadium	W 62-27
	NEW MEXICO Sept. 28 6 p.m. Williams Stadium	
	at New Mexico State Oct. 5 8 p.m. Aggie Memorial Stadium	
	MAINE Oct. 19 6 p.m. Williams Stadium	
	at Rutgers Oct. 26 TBA HighPoint.com Stadium	
	at UMass Nov. 2 Noon McGuirk Alumni Stadium	
	at BYU Nov. 9 TBA LaVell Edwards Stadium	
	at No. 18/18 Virginia Nov. 23 TBA Scott Stadium	
	NEW MEXICO STATE Nov. 30 2 p.m. Williams Stadium	

■ - Home □ - Away All Times Listed Are Eastern

#RISEWITHUS



#TOUGHERTOGETHER

<p>23</p> <p>MONDAY No Practice (Players' Day Off) Coach Freeze Press Conference Noon (Carter Tower - Club Level)</p> <p>Player Media Availability 12:30 p.m. (Carter Tower - Club Level)</p> <p>Liberty Flames Football Show 6-7 p.m. with Hugh Freeze Weekly Radio Call-In Show Location: Iron & Ale (Cornerstone in Lynchburg)</p>	<p>24</p> <p>TUESDAY Practice 4-6 p.m. (Assistant Coaches available in Indoor Practice Facility following conclusion of practice)</p>	<p>25</p> <p>WEDNESDAY Practice 4-6 p.m. (Assistant Coaches available in Indoor Practice Facility following conclusion of practice)</p>	<p>26</p> <p>THURSDAY Practice 4-5:45 p.m. (Coach Freeze and players available in Indoor Practice Facility following conclusion of practice)</p>	<p>27</p> <p>FRIDAY Walk Thru Practice 4:20-5:05 p.m. (Closed to Media)</p>	<p>28</p> <p>SATURDAY Gameday Liberty vs. New Mexico Williams Stadium 6 p.m. Eastern</p> <p>Post Game Coach Freeze is available following the game. Players will follow after Coach Freeze.</p>	<p>29</p> <p>SUNDAY Practice 4:15-5:15 p.m. (Closed to Media)</p>
------------------------------------------------------------------------------------------------------------------------------------------------------------------------------------------------------------------------------------------------------------------------------------------------------------------------------------------------------------------------------------------------------------------	------------------------------------------------------------------------------------------------------------------------------------------------------------------------	--------------------------------------------------------------------------------------------------------------------------------------------------------------------------	-----------------------------------------------------------------------------------------------------------------------------------------------------------------------------------	--------------------------------------------------------------------------------------------------------------	-------------------------------------------------------------------------------------------------------------------------------------------------------------------------------------------------------------------------------------------------	----------------------------------------------------------------------------------------------------

LIBERTY UNIVERSITY INFORMATION

School	Liberty University
Location	Lynchburg, Va.
Founded	1971
Enrollment	15,000
President	Jerry Falwell Jr.
Director of Athletics	Ian McCaw
Founder	Dr. Jerry Falwell
Affiliation	NCAA Division I Football Bowl Subdivision
Nickname	Flames
Mascot	Sparky
Colors	Red, White & Blue
Conference	Independent
Athletics Website	www.LibertyFlames.com
Official Athletics Twitter	@LibertyFlames
Official Athletics Facebook	LibertyFlamesAthletics
Official Athletics Instagram	@LibertyFlames
Official Football Twitter	@LibertyFootball
Official Football Instagram	@LibertyFootball

LIBERTY FOOTBALL COACHING STAFF

Hugh Freeze	Head Coach
Kent Austin	Co-Offensive Coordinator/QB
Maurice Harris	Co-Offensive Coordinator/WR
Ben Aigamaua	Assistant Coach/TE
Bruce Johnson	Assistant Coach/RB
Sam Gregg	Assistant Coach/OL
Scott Symons	Defensive Coordinator/S
Josh Aldridge	Assistant Coach/DL
Rickey Hunley	Assistant Coach/CB
Kyle Pope	Assistant Coach/LB
Tanner Burns	Special Teams Coordinator
Dominic Studzinski	Strength and Conditioning Coach
Jim M. Nichols	Assistant AD/Chief of Staff
Paul Rutigliano	Assistant AD/Director of Football Ops
Kyle DeArmon	Offensive Quality Control
RJ Fleming	Offensive Quality Control
Jordan Cantrell	Defensive Quality Control
Darryl Marshall	Defensive Quality Control

GAME INFORMATION - 6 P.M. KICKOFF

WATCH



Matt Warner (Play-by-Play)
Joe Jauch (Color Analyst)
Melanie Newman (Sidelines)
Matt Byrd (Producer)
Rett McGibbon (Halftime/Postgame)
Patrick Kelly (Halftime/Postgame)
Matt Camire (Halftime/Postgame)
Desmond Rice (Halftime/Postgame)

LISTEN



Alan York (Play-by-Play)
Paul Rutigliano (Color Analyst)
Nick Pierce (Sidelines/Pregame Host)
Steve Stilwell (Studio Host)
Louis James (Engineer)
Jordan Riddick (Spotter)

MEDIA INFORMATION

The Liberty Athletics Department is served by an athletics communications office staff that works diligently to promote the individual and team accomplishments of student-athletes, coaches and staff. The office members handle all sport and department communications and media relations needs, and work to serve the working media.

Credentials

Requests for season and single-game credentials should be emailed to the appropriate communications representative at least 48 hours prior to the requested event. Due to space limitations, credentials will be issued to full-time journalists from media outlets that cover Liberty Athletics regularly and substantially or to representatives who regularly and customarily perform services for that outlet.

Work-Related Equipment Bags

Members of the media will be allowed to bring work-related equipment bags (laptop computers, radio/TV broadcast equipment, still and video cameras, etc.) through Media entrance near the East Ticket Booth. Work-related equipment bags will be searched by Williams Stadium security.

Postgame Interviews

Postgame interviews are held on the first floor of the Liberty Football Center. Todd Wetmore, Liberty Associate AD for Communications, will ask for requests during the fourth quarter of the contest.

Parking

Liberty University has designated the Yellow lot on University Blvd. (Speakman Lot near the Liberty University Bookstore) as reserved media parking for home football contests. Please contact the Liberty Athletics Communications Office to obtain a parking pass and information on how to access the lot on game day.

Photographers

Liberty University strictly enforces a photo credential approval policy designed to best allocate working credentials for photographers to maximize coverage in a safe, professional working environment. Unfortunately, it is not possible to accommodate all requests. Due to limited space, credentials will generally not be issued to freelance photographers without a specific assignment received in writing from the assigning organization. Photographers are to stay behind the red line that surrounds the playing field and are not allowed in the team box on either sideline at Williams Stadium and are prohibited from going on the field at any time. The designated work area for photographers during the 2019 season is on the second floor of the Williams Stadium Carter Tower.

CollegePressbox.com

CollegePressBox.com is the official media website for Division I football. Access and download weekly game notes, quotes, statistics, media guides, headshots, logos and more for each conference and its member schools. Register for access at collegepressbox.com/register.

FBS INDEPENDENTS

	Overall Records		
	W	L	Pct.
Army	3	1	.750
Notre Dame	2	1	.667
BYU	2	2	.500
Liberty	2	2	.500
New Mexico St.	0	4	.000
UMass	0	4	.000

Week 3 Results

Notre Dame 66, New Mexico 14
 BYU 30, USC 27
 Army 31, UTSA 13
Liberty 35, Buffalo 17
 Charlotte 52, UMass 17
 San Diego St. 31, New Mexico St. 10

Week 4 Results

Liberty 62, Hampton 17
 Georgia 23, Notre Dame 17
 Washington 45, BYU 19
 Army 52, Morgan State 21
 Coastal Carolina 62, UMass 28
 New Mexico 55, New Mexico St. 52

Upcoming Schedule

Saturday, Sept. 28

BYU at Toledo Noon
 Virginia at Notre Dame 3:30 p.m.
 Akron at UMass 3:30 p.m.
New Mexico at Liberty 6 p.m.
 Fresno State at N.M. St. 8 p.m.

Saturday, Oct. 5

Tulane at Army Noon
 Bowling Green at ND 3:30 p.m.
 UMass at FIU 7 p.m.
Liberty at N.M. St. 8 p.m.

Saturday, Oct. 12

BYU at South Florida TBA
 N.M. St. at Central Michigan 3 p.m.
 UMass at Louisiana Tech 7 p.m.
 Army at Western Kentucky 7 p.m.
 USC at Notre Dame 7:30 p.m.

Saturday, Oct. 19

Boise State at BYU TBA
Maine at Liberty 6 p.m.
 Army at Georgia State 7 p.m.

"4 DOWNS" WITH THE LOBOS

1 The Flames and Lobos both feature No. 1 national rankings on the NCAA FBS statistical charts this season. Liberty WR Antonio Gandy-Golden leads all FBS players in both receiving yards (544) and receiving yards per game (136.0). Meanwhile, New Mexico is the only one out of 130 FBS programs which has yet to allow a quarterback sack in 2019.

2 Liberty and New Mexico will be meeting for the second time, with both matchups coming within a 365-day span. The Flames are aiming to improve to 2-0 against the Lobos and make New Mexico the first FBS team it has ever defeated multiple times. Two of the Flames' last three home games this season will see teams from the Land of Enchantment visit Lynchburg. Liberty will close the regular season by hosting New Mexico State on Nov. 30.

3 Liberty QB Stephen Calvert has recorded three 400-yard passing games during his career, including a 417-yard outing at New Mexico last season. Meanwhile, New Mexico QBs have combined for just three 300-yard efforts over the past four seasons. However, one of those was Sheriron Jones' 312-yard showing against Liberty in 2018.

4 New Mexico has won four bowl games in program history, with the most recent triumph coming on its home field over UTSA in the 2016 New Mexico Bowl. The Lobos' men's basketball team has won four Mountain West Conference Tournament titles, including a 2005 crown under the direction of current Liberty Head Coach Ritchie McKay.

LAST MEETING WITH NEW MEXICO

SEPT. 29, 2018
LIBERTY 52, NEW MEXICO 43
ALBUQUERQUE, N.M. (DREAMSTYLE STADIUM)

- Liberty scored 42 first-half points and then withstood New Mexico's comeback attempt to record its first-ever road victory as an FBS program.
- The two teams combined for 1,148 yards, with New Mexico outgaining the Flames, 580 to 568. Liberty set a school record with 472 passing yards, including 417 by Stephen Calvert.
- Antonio Gandy-Golden caught 11 passes for a school-record 245 yards for the Flames. His 50-yard reception during the closing minutes helped seal Liberty's victory.

A LIBERTY WIN WOULD ...

- Extend the Flames' winning streak to three games, their longest as an FBS member and their first three-game winning streak since Oct. 28-Nov. 11, 2017.
- Improve the Flames' all-time records versus New Mexico and the Mountain West Conference as a whole to 2-0.
- Make New Mexico the first FBS opponent the Flames have ever defeated more than once in program history.
- Give the Flames a 6-1 all-time record in home games against opponents who have traveled 1,000+ miles.
- Boost the Flames' home record since joining the FBS level to 8-2.
- Take the Flames' season record to 3-2, matching Hugh Freeze's mark through his first five games as head coach at each of his previous three stops (Lambuth (2008), Arkansas State (2011) and Ole Miss (2012)).



2019 UNIFORM TRACKER

The Liberty football program is outfitted by Nike and has 27 different helmet/jersey/pants combinations to choose from during the 2019 season.

Opponent	Helmet	Jersey	Pants
Syracuse	White	Red	White
Louisiana	Blue	White	White
Buffalo	Red	Blue	Red
Hampton	Red	Red	Red
New Mexico			
New Mexico St. (A)			
Maine			
Rutgers			
UMass			
BYU			
Virginia			
New Mexico St. (H)			



ON THIS DATE: Liberty is 2-2 all-time when playing on Sept. 28.

SEPT.	Season	Site	LU Coach	W/L/T	Score	Opponent	Opp. Coach
28	1985	Away	Morgan Hout	W	15-9	Wofford	Rick Gilstrap
	1996	Home	Sam Rutigliano	L	10-34	Indiana State	Dennis Raetz
	2002	Away	Ken Karcher	L	17-48	UCF	Mike Kruczek
	2013	Home	Turner Gill	W	73-7	Kentucky Wesleyan	Brent Holsclaw



MILESTONE WATCH

1: LB Solomon Ajayi is one tackle away from becoming the third current Flame with 100 career stops, joining Elijah Benton (146) and Brandon Tillmon (140).

4/28/38: With four receptions, WR Antonio Gandy-Golden would overtake Chris Summers for second place in program history. His next TD reception will be No. 28 of his career, giving Gandy-Golden sole possession of the Liberty career record. The senior is 38 yards away from becoming the second Flame ever to reach 3,000 career receiving yards.

55/93: RB Frankie Hickson needs 55 all-purpose yards to overtake Courtney Freeman for fifth place on Liberty's all-time list. With 93 all-purpose yards, Hickson would move past Adrian Cherry and into fourth place on the list.

97: QB Stephen Calvert is 97 passing yards away from leapfrogging Robby Justino for second place on Liberty's all-time list.

LIBERTY FOOTBALL BY THE NUMBERS

2: The 2019 season is Liberty's second as an FBS member, following 30 seasons of competition at the FCS (1-AA) level.

6: The 2018 Flames went 6-6, becoming the ninth team in NCAA history to win six or more games during its first season of FBS competition.

7: Seven Flames have been selected in the NFL Draft. Most recently, Walt Aikens was taken by the Miami Dolphins in the fourth round of the 2014 Draft.

8: Liberty won eight Big South Conference titles (2007, 2008, 2009, 2010, 2012, 2013, 2014, 2016).

9: Hugh Freeze is Liberty's ninth head coach in program history.

10: Liberty won a program-record 10 games in 2008, finishing at 10-2.

10: Ten Flames have been named CoSIDA Academic All-Americans.

10: Ten 2019 Flames (Elijah Benton, Michael Chorowicz, Ethan Crawford, Rion Davis, Dontae Duff, Zac Foutz, Frankie Hickson, Sam Isaacson, Damian King and Thomas Sargeant) have completed bachelor's degrees and are currently working toward master's degrees.

13: The Flames have posted a .500 or better record for 13 consecutive seasons (2006-18), going 94-55 during that span.

47: The 2019 campaign is Liberty's 47th football season.

25,000: The seating capacity of Williams Stadium was expanded to 25,000 for the 2018 season. The Flames have welcomed 20,000+ fans to Williams Stadium on seven occasions, including a stadium-record 22,551 for a Sept. 19, 2015 victory over Montana.

TWO OF A KIND

Liberty Head Coach Hugh Freeze and New Mexico Head Coach Bob Davie have a number of things in common.

Both previously coached at high-profile institutions, including Freeze's five years at Ole Miss (2012-16) and Davie's five seasons at Notre Dame (1997-2001).

Both have battled health problems this season. Freeze has dealt with back issues since early August, while Davie has missed New Mexico's last two games following a serious health condition he experienced following the Lobos' Aug. 31 season opener.

SHOOTOUT IN THE MAKING?

Saturday's game has the potential to light up the Williams Stadium scoreboard.

Last season, Liberty raced out to a 42-10 halftime lead at New Mexico in its first-ever meeting with the Lobos before holding on for a 52-43 triumph. That game saw the two teams combine for 1,148 yards of offense, including a program-record 472 passing yards by the Flames.

Both teams are coming off of offensive outbursts. Liberty racked up 575 yards during a 62-27 home win over Hampton last Saturday. Meanwhile, New Mexico went for 598 yards in a 55-52 triumph over in-state rival New Mexico State.

In case you're wondering, the most combined points ever scored in a game at Williams Stadium is 107, achieved twice.

Nov. 10, 2007 - Liberty 73, VMI 34
Oct. 19, 2013 - Coastal Carolina 55, Liberty 52 (2OT)

WEARY TRAVELERS?

Liberty is 5-1 all-time when a team travels more than 1,000 miles to play at Williams Stadium.

Two of the Flames' last three home games in 2019 will be played against teams traveling over 1,000 miles, including Saturday's matchup with New Mexico and the Nov. 30 season finale against New Mexico State.

Below is a summary of the Flames' previous home matchups against teams traveling 1,000+ miles.

Sept. 15, 1990 - Liberty 35, Texas State 22
Nov. 1, 1997 - Liberty 49, Cal Poly 32
Sept. 19, 2015 - Liberty 31, Montana 21
Sept. 22, 2018 - North Texas 47, Liberty 7
Oct. 20, 2018 - Liberty 48, Idaho State 41
Nov. 24, 2018 - Liberty 28, New Mexico State 21

MEETING THE MOUNTAIN WEST

Saturday will mark Liberty's second meeting with a Mountain West Conference opponent in program history, following the Flames' 52-43 triumph at New Mexico on Sept. 29, 2018.

The Mountain West will become the fifth FBS conference ever to visit Williams Stadium, following the ACC, Conference USA, MAC and Sun Belt.

HOME SWEET HOME

Liberty's 62-27 victory over Hampton last Saturday boosted the Flames' home record to 7-2 since becoming an FBS member, including 2-1 this season.

Conversely, the Flames are only 1-6 when playing away from Lynchburg over the last two seasons. The lone victory came at New Mexico on Sept. 29, 2018.

The Lobos have struggled on the road of late, losing four straight games away from Albuquerque since a 50-14 triumph at UNLV on Oct. 6, 2018.

Liberty is wrapping up its first three-game homestand since Nov. 2-16, 2013 and playing its fourth home game of 2019. The only four other FBS teams who will play four home games before the end of the month include Boston College, Michigan State, Pitt and Washington.

MAKING CONNECTIONS

Current New Mexico offensive coordinator/QB coach Joe Dailey was an assistant coach at Liberty for the last seven years, serving as QB coach from 2012-13, Passing Game Coordinator/QB Coach from 2014-15 and Offensive Coordinator/QB Coach from 2016-18.

New Mexico OL Brad Murphy and Liberty's trio of WR Kevin Shaa, CB Isaiah Avery and CB Bejour Wilson all went to City College of San Francisco.

New Mexico TE Jeffrey Jones, Jr. and Liberty LB Solomon Ajayi both went to Bakersfield College.

New Mexico DL Aaron Blackwell and Liberty S Isaac Steele both went to Mesa Community College.

New Mexico S Patrick Peek and CB Eric Cuffee, along with Liberty RB Peyton Pickett, all went to Trinity Valley Community College.

New Mexico QB Sheriron Jones and OL Chris Estrella and Liberty DL Devin Pearson, all played at Mt. San Jacinto College.

New Mexico TE Kyle Jarvis and Liberty CB Isaiah Avery both went to Antioch High School in Antioch, Calif.

New Mexico S Jerrick Reed II and Liberty DT Devonte Lloyd both went to NW Mississippi Community College

IN SEARCH OF STREAKS

On the heels of back-to-back home wins, Liberty is in search of its first three-game winning streak since Oct. 28-Nov. 11, 2017.

That streak included a 33-17 victory at Gardner-Webb followed by home triumphs over Duquesne (27-24) and Presbyterian (47-28).

New Mexico is seeking its first back-to-back victories since Sept. 23 & 30, 2017.

On those two weeks, the Lobos recorded a 16-13 win at Tulsa and then came home to top Air Force by a 56-38 count.

LIBERTY'S RECORD WHEN ...

	2019	Freeze at LU
Home	2-1	2-1
Road	0-1	0-1
Neutral	0-0	0-0
August	0-1	0-1
September	2-1	2-1
October	0-0	0-0
November	0-0	0-0
December	0-0	0-0
Afternoon	0-0	0-0
Night	2-2	2-2

VERSUS FBS TOP 25

Home	0-1	0-1
Road	0-0	0-0

RECORD WHEN SCORING ...

< 20 points	0-2	0-2
20-29 points	0-0	0-0
30-39 points	1-0	1-0
40+ points	1-0	1-0

RECORD WHEN ALLOWING ...

< 20 points	1-0	1-0
20-29 points	1-1	1-1
30-39 points	0-1	0-1
40+ points	0-0	0-0

RECORD WHEN ...

Margin 1-3 pts.	0-0	0-0
Margin 4-7 pts.	0-0	0-0
Scoring 1st	2-1	2-1
Opp. scores 1st	0-1	0-1
Leading after 1Q	2-0	2-0
Trailing after 1Q	0-1	0-1
Leading at half	2-0	2-0
Trailing at half	0-2	0-2
Leading after 3Q	2-0	2-0
Trailing after 3Q	0-2	0-2
Playing OT	0-0	0-0
Outrushing opp.	1-0	1-0
Being outrushed	1-2	1-2
Outpassing opp.	2-2	2-2
Being outpassed	0-0	0-0
Scoring D/ST TD	1-0	1-0
+ TO margin	0-1	0-1
- TO margin	0-1	0-1
Winning TOP	0-0	0-0
Losing TOP	2-2	2-2
White helmets	0-1	0-1
Blue helmets	0-1	0-1
Red helmets	2-0	2-0
White uni. tops	0-1	0-1
Blue uni. tops	1-0	1-0
Red uni. tops	1-1	1-1
White pants	0-2	0-2
Blue pants	0-0	0-0
Red pants	2-0	2-0

Trends/Streaks

- The Aug. 31 game against Syracuse began Liberty's second season at the FBS level and its first as a fully bowl eligible team for the 2019 season.
- The Flames became the 130th FBS team in the country when the NCAA announced Liberty had completed its two-year FBS reclassification process on Aug. 1, 2019.
- The Buffalo matchup on Sept. 14 began a three-game homestand. Following the three-game homestand, Liberty will only have two remaining home games in 2019; Maine (Oct. 19) and New Mexico State (Nov. 30).
- Liberty continues to find success at home at the FBS level. The team's win over Hampton last week pushed the Flames' record to 7-2 at home since beginning FBS play in 2018.

Coach Freeze Health Timeline

- The start of the 2019 season has been a challenge for first-year head coach Hugh Freeze due to back spasms that eventually led to surgery.
- Aug. 3 – Freeze leads Liberty during its first practice of August Training Camp
 - Aug. 10 – Freeze started to experience back pain, but still coached Liberty during its first full scrimmage of training camp
 - Aug. 11 – Freeze's back pain worsened, forcing Liberty's head coach to miss his first practice
 - Aug. 15 – Freeze was transported from Lynchburg General Hospital to the University of Virginia Medical Center in Charlottesville, Va. for further treatments
 - Aug. 16 – Freeze underwent back surgery and while in surgery, doctors found Freeze was also battling a serious staph infection
 - Aug. 21 – Freeze was released from University of Virginia Medical Center and relocated to the Fairfield Inn and Suites just off the Liberty University campus, allowing the football staff to meet with Freeze before and after practice sessions
 - Aug. 23 – Freeze surprised the Flames by returning to practice with the help of a golf cart, abruptly ending one of the final practices of training camp
 - Aug. 31 – For the first time in his nine-year coaching career, Freeze coached from the press box against Syracuse, doing so from a hospital bed and communicating to the team in the locker room through Webex video conferencing technology
 - Sept. 7 – Freeze traveled to Lafayette, La., on a private plane on the day of the game against Louisiana, arriving an hour prior to kickoff and coaching the game in the press box from a medical chair
 - Sept. 10 – After missing 24 straight practices, Freeze watched his first practice in-person since Aug. 11, viewing the workout from a golf cart
 - Sept. 14 and 21 – Freeze coached his first two games at Liberty from the sidelines, viewing the games from an elevated platform on the Flames sidelines

Offense

- The Flames' offense continues to come together under first-year head coach Hugh Freeze with Liberty showing improvement during each of the first four weeks of the season (Syracuse 76 plays, 234 yards; Louisiana 67 plays, 361 yards; Buffalo 57 plays, 401 yards; Hampton 55 plays, 575 yards).
- The Flames had their best offensive output of the season against Hampton, averaging 10.5 yards per play (55 plays, 575 yards) and 18.8 yards per passing play (17 plays, 319 yards).
- The Flames have scored on their first drive during the last three games: Louisiana (8 plays, 75 yards, 4:06 TOP; 12-yard pass from QB Stephen Calvert to WR DJ Stubbs), Buffalo (5 plays, 75 yards, 1:17 TOP; 19-yard pass from Calvert to TE Michael Bollinger) and Hampton (4 plays, 64 yards: 1:14 TOP; 2-yard TD run by RB Frankie Hickson).
- The Flames more than doubled their season rushing total in one game against Hampton, rushing for 256 yards on 38 carries and for six touchdowns (LU came into the game having rushed for a combined 214 yards on 89 carries and four touchdowns in three games).
- Liberty's six rushing touchdowns against Hampton were the most by the Flames since Liberty rushed for seven touchdowns against Presbyterian on Oct. 13, 2012.
- The Flames are depending heavily on their passing game this season – 70.1 percent of Liberty's total offensive yards this season have come through the air (1,101-of-1,571 yards).

Defense

- After allowing 593 total offensive yards against Louisiana, the Flames limited Buffalo's offense to 373 yards on 77 plays (4.8 yards per play). The Bulls recorded 135 of the 373 yards during the fourth quarter when Liberty was leading 35-10.
- After holding their first three opponents of the season to less than 200 yards passing, Hampton finished last weekend's game completing 20-of-26 passing attempts for 292 yards and three touchdowns.
- Through three games this season, Liberty ranks No. 16 in the country in red zone defense (66.7 percent/8-of-12 drives).
- Liberty ranks No. 29 in the country in interceptions (4). The Flames picked off two passes against Syracuse and a single pass against Louisiana and Hampton.

Special Teams

- The Flames could have added a potential of 21 additional points to the scoreboard against Hampton; however, Liberty had three special teams touchdown returns called back due to penalties (64-yard punt return by DJ Stubbs, a 94-yard kickoff return and a 67-yard punt return by Shedro Louis).
- Liberty has experienced improved special teams play in the punt game in 2019, averaging 41.1 yards per punt after a second 40-yard per punt average game against Hampton (45.5 yards per punt) that included a 73-yard punt by Aidan Alves. Following the game, the Alves and long snapper Austin Mock, both redshirt sophomores, were treated to a welcome surprise when head coach Hugh Freeze announced both were being put on scholarship.

FBS MILESTONE CHECKLIST

- 1st Game as FBS Team**
Sept. 1, 2018 vs. Old Dominion (52-10 win)
- 1st Win as FBS Team**
Sept. 1, 2018 - 52-10 vs. Old Dominion
- 1st Home Win as FBS Team**
Sept. 1, 2018 - 52-10 vs. Old Dominion
- 1st Road Win as FBS Team**
Sept. 29, 2018 - 52-43 at New Mexico
- 1st Game vs. FBS Opponent**
Oct. 14, 1989 at E. Michigan (25-24 win)
- 1st Home Game vs. FBS Opponent**
Sept. 1, 2018 vs. Old Dominion (52-10 win)
- 1st Win Over FBS Opponent**
Oct. 14, 1989 - 25-24 at East. Michigan
- 1st Home Win Over FBS Opponent**
Sept. 1, 2018 - 52-10 vs. Old Dominion
- 1st Game vs. FBS In-State Opponent**
Oct. 5, 2013 at Old Dominion (21-17 loss)
- 1st Home Game vs. FBS In-State Opponent**
Sept. 1, 2018 vs. Old Dominion (52-10 win)
- 1st Win Over FBS In-State Opponent**
Sept. 1, 2018 - 52-10 vs. Old Dominion
- 1st Home Win Over FBS In-State Opponent**
Sept. 1, 2018 - 52-10 vs. Old Dominion
- 1st Game vs. Power 5 Opponent**
Sept. 30, 2006 at Wake Forest (34-14 loss)
- 1st Home Game vs. Power 5 Opponent**
Aug. 31, 2019 vs. Syracuse
- 1st Win Over Power 5 Opponent**
Sept. 2, 2017 - 48-45 at Baylor
- 1st Home Win Over Power 5 Opponent**
Sept. 2, 2017 - 48-45 at Baylor
- 1st Game vs. FBS Top 25 Opponent**
Aug. 30, 2014 at No. 23/23 North Carolina (56-29 loss)
- 1st Home Game vs. FBS Top 25 Opponent**
Aug. 31, 2019 vs. No. 22/22 Syracuse (24-0 loss)
- 1st Win Over FBS Top 25 Opponent**
Aug. 31, 2019 vs. No. 22/22 Syracuse (24-0 loss)
- 1st Home Win Over FBS Top 25 Opponent**
Aug. 31, 2019 vs. No. 22/22 Syracuse (24-0 loss)
- 1st Game vs. FBS No. 1 Opponent**
Aug. 31, 2019 vs. No. 22/22 Syracuse (24-0 loss)
- 1st Bowl Game Appearance**
Aug. 31, 2019 vs. No. 22/22 Syracuse (24-0 loss)
- 1st Bowl Game Win**
Aug. 31, 2019 vs. No. 22/22 Syracuse (24-0 loss)
- 1st Winning Season as FBS Team**
Aug. 31, 2019 vs. No. 22/22 Syracuse (24-0 loss)
- 1st FBS Top 25 Appearance**
Aug. 31, 2019 vs. No. 22/22 Syracuse (24-0 loss)



KEEPING GOOD COMPANY



Liberty is one of only two FBS programs to return a 3,000-yard passer, 1,000-yard rusher and 1,000-yard receiver from the 2018 season, joining defending national champion Clemson in that club.

QB Stephen Calvert (3,068 yards), RB Frankie Hickson (1,032 yards) and WR Antonio Gandy-Golden (1,037 yards) return to anchor the Flames' offensive attack.

Their counterparts from Clemson include QB Trevor Lawrence (3,280 yards), RB Travis Etienne (1,658 yards) and WR Justyn Ross (1,000 yards).

ONE TO WATCH



A. Gandy-Golden



Senior WR Antonio Gandy-Golden was named to the 2019 Biletnikoff Award Preseason Watch List on July 18. This is the second straight season Gandy-Golden has appeared on the Biletnikoff Award Watch List.

The Biletnikoff Award, which annually recognizes the outstanding FBS receiver in college football, will be presented live on Dec. 12, 2019, on The Home Depot College Football Awards presented by Gildan to be broadcast on ESPN.

Gandy-Golden is off to an outstanding start to his senior season, leading all FBS players in both overall receiving yards (544) and receiving yards per game (136.0).

WATCH FOR ME TOO!



S. Calvert



Senior QB Stephen Calvert was named to the 2019 Johnny Unitas Golden Arm Award® preseason watch list on Aug. 20.

The Johnny Unitas Golden Arm Award® is given annually to the top senior or fourth-year junior quarterback set to graduate with their class. The award is presented by the Johnny Unitas Golden Arm Educational Foundation.

Among active FBS QBs, Calvert currently ranks No. 3 in career passing yards (9,452) and No. 4 in touchdown passes (Liberty career-record 72).

NEW KID ON THE BLOCK

This summer, Liberty received notification that it has become the 130th fully certified FBS team in the nation, after successfully completing a two-year FBS Reclassification process.

Liberty is now fully eligible for all postseason bowl games.

The Flames will now try to join the following programs as the only teams to appear in a bowl game during their first season of full bowl eligibility after moving up to the FBS level:

- Nevada - 1992 (Las Vegas Bowl)
- Marshall - 1997 (Motor City Bowl)
- Appalachian State - 2015 (Camellia Bowl)
- Georgia Southern - 2015 (GoDaddy Bowl)

BOWL AGREEMENTS



2019 - Liberty is in the second and final year of a bowl agreement with the Cure Bowl. The fifth annual Cure Bowl will be played at Orlando City Stadium in Orlando, Fla. Kickoff is set for 2:30 p.m. on Dec. 21, with the game airing live on CBS Sports Network.

2020-25 - Just prior to kickoff of the 2019 season, Liberty and ESPN Events announced a new secondary bowl game agreement for the 2020 to 2025 bowl game cycle. During that six-year span, ESPN Events could place the Flames in one of six bowl games operated by the network:

- Boca Raton Bowl (Boca Raton, Fla.)
- Camellia Bowl (Montgomery, Ala.)
- Famous Idaho Potato Bowl (Boise, Idaho)
- Frisco Bowl (Frisco, Texas)
- Myrtle Beach Bowl (Conway, S.C.)
- New Mexico Bowl (Albuquerque, N.M.)

QUARTERBACKS BEWARE!



J. Lemonier



Redshirt senior DE Jesse Lemonier was one of 37 players named to the Ted Hendricks Award preseason watch list on Aug. 20. The award honors the top defensive end in college football.

Lemonier recorded 13.5 tackles for a loss and 10.0 sacks in 2018, his first season with the Flames. This year, he is tied for No. 8 nationally with 4.5 sacks through the season's first four contests.

AP TOP 25 POLL

Rank	Team	Record
1.	Clemson (55)	4-0
2.	Alabama (6)	4-0
3.	Georgia (1)	4-0
4.	LSU	4-0
5.	Ohio State	4-0
6.	Oklahoma	3-0
7.	Auburn	4-0
8.	Wisconsin	3-0
9.	Florida	4-0
10.	Notre Dame	2-1
11.	Texas	3-1
12.	Penn State	3-0
13.	Oregon	3-1
14.	Iowa	3-0
15.	Cal	4-0
16.	Boise State	4-0
17.	Washington	3-1
18.	Virginia	4-0
19.	Utah	3-1
20.	Michigan	2-1
21.	USC	2-1
22.	UCF	3-1
23.	Texas A&M	2-2
24.	Kansas State	3-0
25.	Michigan State	3-1

Others receiving votes: Wake Forest 73, Oklahoma State 57, SMU 55, Army 46, Memphis 42, Iowa State 31, Appalachian State 24, Washington State 21, Mississippi State 14, Missouri 14, Pittsburgh 6, Minnesota 5, Arizona State 5, Colorado 5, Tulane 1

USA TODAY COACHES TOP 25 POLL

Rank	Team	Record
1.	Clemson (62)	4-0
2.	Alabama (2)	4-0
3.	Georgia (1)	4-0
4.	Oklahoma	3-0
5.	LSU	4-0
6.	Ohio State	4-0
7.	Auburn	4-0
8.	Florida	4-0
9.	Wisconsin	3-0
10.	Notre Dame	2-1
11.	Penn State	3-0
12.	Texas	3-1
13.	Oregon	3-1
14.	Iowa	3-0
15.	Boise State	4-0
16.	Cal	4-0
17.	Washington	3-1
18	Virginia	4-0
19.	Utah	3-1
20.	Michigan	2-1
21.	Texas A&M	2-2
22.	Kansas State	3-0
23.	UCF	3-1
24.	Wake Forest	4-0
25.	USC	3-1

Others receiving votes: Memphis 109, Washington State 83, Michigan State 82, SMU 63, Oklahoma State 51, Army 45, Mississippi State 34, Appalachian State 27, Colorado 12, Minnesota 9, Utah State 9, Tulane 8, Iowa State 7, Nebraska 7, Arizona State 6, TCU 5, Navy 4, Duke 3, Arizona 1, Hawai'i 1

COLLEGE FOOTBALL PLAYOFF RANKINGS (FIRST 2019 RANKING SCHEDULED FOR NOV. 5)

Rank	Team	Record
1.		
2.		
3.		
4.		
5.		
6.		
7.		
8.		
9.		
10.		

11.		
12.		
13.		
14.		
15.		
16.		
17.		
18.		
19.		
20.		

21.		
22.		
23.		
24.		
25.		



OPPONENT TRACKER



SYRACUSE *cuse.com*
OVERALL: 2-2 **ACC:** 0-1
NEXT GAME: vs. Holy Cross - 9/28
LAST GAME: W 52-33 vs. Western Michigan



LOUISIANA *ragincajuns.com*
OVERALL: 3-1 **SUN BELT:** 0-0
NEXT GAME: at Georgia Southern - 9/28
LAST GAME: W 45-25 at Ohio



BUFFALO *ubulls.com*
OVERALL: 2-2 **MAC:** 0-0
NEXT GAME: at Miami (Ohio) - 9/28
LAST GAME: W 38-22 vs. Temple



HAMPTON *hamptonpirates.com*
OVERALL: 2-2 **BIG SOUTH:** 0-0
NEXT GAME: at North Alabama - 10/5
LAST GAME: L 62-27 at Liberty



NEW MEXICO *golobos.com*
OVERALL: 2-1 **MOUNTAIN WEST:** 0-0
NEXT GAME: at Liberty - 9/28
LAST GAME: W 55-52 vs. New Mexico State



NEW MEXICO STATE *nmstatesports.com*
OVERALL: 0-4
NEXT GAME: vs. Fresno State - 9/28
LAST GAME: L 55-52 at New Mexico



MAINE *goblackbears.com*
OVERALL: 2-2 **CAA:** 0-1
NEXT GAME: at Villanova - 9/28
LAST GAME: W 35-21 at Colgate



RUTGERS *scarletknights.com*
OVERALL: 1-2 **BIG TEN:** 0-1
NEXT GAME: at Michigan - 9/28
LAST GAME: L 30-16 vs. Boston College



UMASS *umassathletics.com*
OVERALL: 0-4
NEXT GAME: vs. Akron - 9/28
LAST GAME: L 62-28 vs. Coastal Carolina



BYU *byucougars.com*
OVERALL: 2-2
NEXT GAME: at Toledo - 9/28
LAST GAME: L 45-19 vs. Washington



VIRGINIA *virginiasports.com*
OVERALL: 4-0 **ACC:** 2-0
NEXT GAME: at Notre Dame - 9/28
LAST GAME: W 28-17 vs. Old Dominion

FULFILLING THE MISSION



Dr. Jerry Falwell with son Jerry Falwell, Liberty University's current president, roaming the sidelines of the Flames' 1974 season opening football game against Washington & Lee on Sept. 23, 1974.

When Dr. Jerry Falwell founded then Lynchburg Baptist College in the fall of 1971, he painted a clear vision for its athletics department when he stated, "it is our plan to have our athletic program comparable to USC, to Notre Dame, to Alabama, to anyone in time." Although the athletics department moved to the NCAA Division I level on Sept. 1, 1988, the "time" Dr. Falwell spoke about is now. The Flames football program played its first season at the FBS level in 2018, taking the next step to fulfill its founder's visionary dream.



THE ROAD TO FBS

- 1971 – Liberty University was founded as Lynchburg Baptist College.
- 1973 – Liberty fielded its first football team.
- 1975 – Liberty joined the NAIA as an associate member.
- 1980 – Liberty joined NCAA Division II as an associate member.
- 1988 – Liberty became an official NCAA Division I-AA (later FCS) member.
- 2002 – Liberty became a charter member of the Big South Conference for football.
- 2014 – Liberty made its first NCAA FCS Playoffs appearance.
- Feb. 16, 2017 – The NCAA approved Liberty's request to enter the FBS reclassification process.
- 2017 – Liberty played its final season as an FCS member, but was ineligible for a playoff berth.
- 2018 – Liberty played its first season as an FBS independent.

FUTURE SCHEDULES


2020 Schedule

Sept. 5 at Virginia Tech
Sept. 12 **NORTH CAROLINA A&T**
 Sept. 19 at Western Kentucky
Sept. 26 **FIU**
 Oct. 3 at Bowling Green
Oct. 10 **LOUISIANA-MONROE**
 Oct. 17 at Syracuse
Oct. 24 **SOUTHERN MISS**
 Nov. 7 at Virginia
Nov. 14 **WESTERN CAROLINA**
 Nov. 21 at NC State
Nov. 28 **UMASS**

2021 Schedule

Sept. 4 **CAMPBELL**
 Sept. 11 at Troy
Sept. 18 **OLD DOMINION**
 Sept. 25 at Syracuse
 Oct. 2 at UAB
Oct. 9 **MIDDLE TENNESSEE**
 Oct. 16 at Louisiana-Monroe
 Oct. 23 at North Texas
Nov. 6 **UMASS**
 Nov. 13 at Ole Miss
Nov. 20 **LOUISIANA**
Nov. 27 **ARMY**

See LibertyFlames.com for more future schedules



STADIUM QUICK FACTS

Opened:	1989
First Game:	Oct. 21, 1989
Result:	Liberty 37, Towson 18
Liberty Record:	119-52
Playing Surface:	AstroTurf
Capacity:	25,000

SINGLE GAME ATTENDANCE RECORDS

	ATTENDANCE	OPPONENT	DATE
1.	22,551	Montana	Sept. 19, 2015
2.	21,712	Charleston Southern	Nov. 12, 2016
3.	21,671	Syracuse	Aug. 31, 2019
4.	20,838	Richmond	Oct. 4, 2014
5.	20,425	Old Dominion	Sept. 1, 2018
6.	20,393	Kennesaw State	Oct. 24, 2015
7.	20,217	Gardner-Webb	Oct. 25, 2014
8.	19,314	Savannah State	Oct. 2, 2010
9.	19,111	Coastal Carolina	Oct. 15, 2011
10.	18,955	Coastal Carolina	Nov. 19, 2015
11.	18,944	Hampton	Sept. 21, 2019
12.	18,911	Coastal Carolina	Oct. 19, 2013
13.	18,878	James Madison	Sept. 17, 2011
14.	18,803	Delaware State	Sept. 5, 2015
15.	18,643	Concord	Oct. 20, 2012

LIBERTY FOOTBALL CENTER

Scheduled for completion in January 2020, a \$25 million renovation project is ongoing at the Liberty Football Center at the north end of Williams Stadium. The renovations will add 18,000 square feet to the building previously known as the Williams Football Operations Center, bringing the total usable space to 65,455 square feet. Highlights of the project include a new locker room, weight room and recruiting room.



OFFENSE

#		ELIG	HT	WT	2019 GP/GS	CAREER GP/GS	CONSEC. STARTS
WIDE RECEIVER (X)							
2	Kevin Shaa	R-Jr.	5-10	165	4/4	8/4	4
17	Khaleb Coleman	R-So.	6-2	205	4/0	13/3	0
WIDE RECEIVER (Z)							
11	Antonio Gandy-Golden	Sr.	6-4	220	4/4	36/23	10
9	Demario Douglas	Fr.	5-8	165	1/1	1/1	0
WIDE RECEIVER (H)							
5	DJ Stubbs	Jr.	5-9	185	4/4	27/11	4
7	Damian King	R-Sr.	5-11	175	4/0	34/15	0
LEFT TACKLE							
68	Tristan Schultz	Jr.	6-4	295	4/4	25/14	8
52	Jonathan Graham	R-Fr.	6-5	325	4/0	4/0	0
LEFT GUARD							
59	Damian Bounds	R-Jr.	6-1	300	4/4	23/4	4
66	Ethan Crawford	Sr.	6-4	300	4/0	30/18	0
CENTER							
65	Thomas Sargeant	R-Jr.	6-1	290	4/4	27/27	27
79	John Kourtis	R-Fr.	6-3	285	2/0	4/0	0
RIGHT GUARD							
56	Dontae Duff	R-Sr.	6-1	330	4/4	38/38	38
55	Brendan Schlitter	R-Fr.	6-5	305	4/0	5/0	0
RIGHT TACKLE							
73	Sam Isaacson	R-Sr.	6-7	315	4/4	34/15	4
77	Cooper McCaw	R-So.	6-5	275	4/0	16/4	0
TIGHT END							
3	Johnny Huntley	R-Jr.	6-3	235	4/1	4/1	0
15	Chris Barrett OR	R-Jr.	6-3	245	3/0	14/0	0
40	Zac Foutz	R-Sr.	6-3	250	4/1	32/16	1
RUNNING BACK							
23	Frankie Hickson	R-Sr.	5-8	190	4/4	38/14	13
25	Peyttion Pickett	R-Jr.	5-10	210	4/0	16/0	0
QUARTERBACK							
12	Stephen Calvert	Sr.	6-2	180	4/4	38/34	34
4	Brandon Robinson	R-Fr.	6-4	215	1/0	1/0	0

DEFENSE

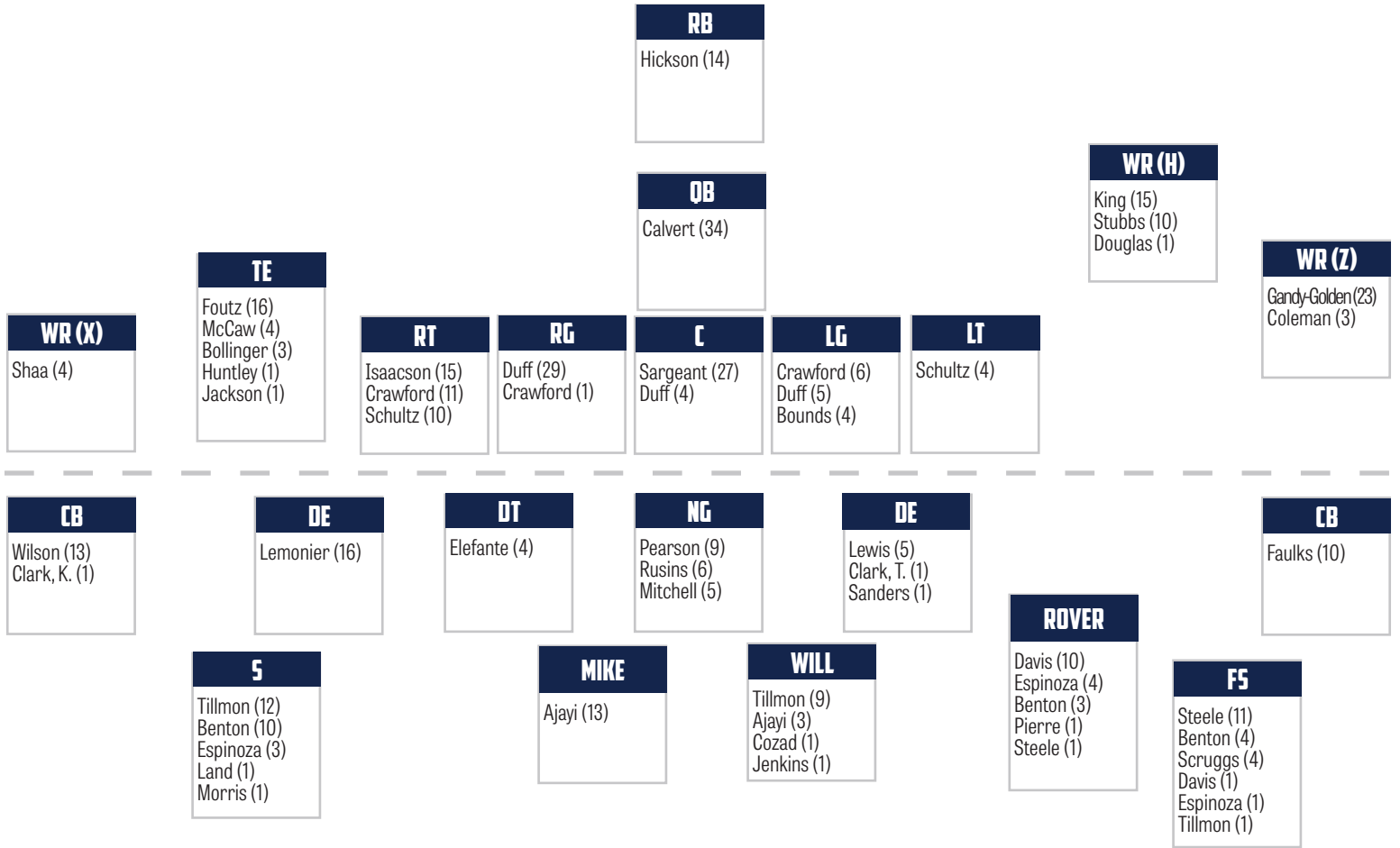
#		ELIG	HT	WT	2019 GP/GS	CAREER GP/GS	CONSEC. STARTS
DEFENSIVE END							
11	Jessie Lemonier	R-Sr.	6-3	240	4/4	16/16	16
96	TreShaun Clark	Fr.	6-3	230	4/1	4/1	1
DEFENSIVE TACKLE							
94	Vincent Elefante	R-Sr.	6-4	310	4/4	15/4	4
55	Elijah James	Jr.	6-5	295	4/0	4/0	0
NOSE GUARD							
99	Ralfs Rusins	R-Jr.	6-5	315	4/4	20/6	4
86	Devonte Lloyd OR	Jr.	6-2	300	3/0	3/0	0
97	Elisha Mitchell	R-So.	6-3	315	2/0	13/5	0
DEFENSIVE END							
44	Austin Lewis	So.	6-6	255	4/3	16/5	0
98	Brayden Monday	Fr.	6-5	245	3/0	3/0	0
MIKE							
14	Solomon Ajayi	R-Sr.	6-1	235	4/4	16/16	16
35	Tyren Dupree	R-Fr.	6-2	205	3/0	5/0	0
WILL							
33	Waylen Cozad OR	Jr.	6-2	215	3/1	3/1	0
12	Brandon Tillmon OR	Sr.	6-0	210	3/2	34/21	2
9	Amarii Jenkins	R-So.	6-0	210	4/1	16/1	0
ROVER							
31	Elijah Benton	R-Sr.	6-1	205	3/3	25/18	2
13	Isaac Steele OR	R-Jr.	6-0	180	2/1	14/12	0
43	Benjamin Alexander	R-Jr.	6-1	185	3/0	25/0	0
CORNERBACK							
20	Bejour Wilson	R-Sr.	5-11	170	3/3	15/13	0
23	Kei'Trel Clark	Fr.	5-10	160	4/1	4/1	1
SAFETY							
6	Ceneca Espinoza, Jr.	R-Jr.	6-1	215	4/3	26/8	1
7	Tayvion Land OR	Fr.	5-8	170	2/1	2/1	0
21	Marcellous Harris	R-Fr.	5-11	190	1/0	3/0	0
FREE SAFETY							
1	Javon Scruggs	So.	5-11	175	4/4	16/4	4
13	Isaac Steele	R-Jr.	6-0	180	2/1	14/12	0
CORNERBACK							
8	Jimmy Faulks	R-Jr.	6-1	185	4/4	25/10	3
18	Isaiah Avery	R-Fr.	6-1	185	3/0	3/0	0

SPECIALISTS

#		ELIG	HT	WT	2019 GP/GS	CAREER GP/GS	CONSEC. STARTS
KICKER							
10	Alex Probert	R-Jr.	5-8	180	4/4	30/30	4
41	Aaron Peart	R-Sr.	6-2	200	1/0	11/9	0
PUNTER							
46	Aidan Alves	R-So.	6-1	220	4/4	16/16	16
41	Aaron Peart	R-Sr.	6-2	200	1/0	11/0	0
LONG SNAPPER							
51	Austin Mock	R-So.	6-2	230	4/4	16/16	16
54	Andrew Johns	Fr.	6-1	200	1/0	1/0	0

#		ELIG	HT	WT	2019 GP/GS	CAREER GP/GS	CONSEC. STARTS
HOLDER							
8	Landon Brown	R-So.	6-1	210	4/4	15/15	6
46	Aidan Alves	R-So.	6-1	220	4/0	16/0	0
KICK RETURNER							
1	Shedro Louis	Fr.	5-8	175			
6	Ceneca Espinoza, Jr.	R-Jr.	6-1	215			
5	DJ Stubbs	Jr.	5-9	185			
23	Frankie Hickson	R-Sr.	5-8	190			
PUNT RETURNER							
5	DJ Stubbs	Jr.	5-9	185			
1	Shedro Louis	Fr.	5-8	175			

CAREER STARTS BY POSTION



2019 OFFENSE GAME-BY-GAME STARTERS

Game	WR (X)	WR (Z)	LT	LG	C	RG	RT	TE	WR (H)	RB	QB
Syracuse	Shaa	Gandy-Golden	Schultz	Bounds	Sargeant	Duff	Isaacson	Douglas (WR)	Stubbs	Hickson	Calvert
Louisiana	Shaa	Gandy-Golden	Schultz	Bounds	Sargeant	Duff	Isaacson	Huntley	Stubbs	Hickson	Calvert
Buffalo	Shaa	Gandy-Golden	Schultz	Bounds	Sargeant	Duff	Isaacson	Bollinger	Stubbs	Hickson	Calvert
Hampton	Shaa	Gandy-Golden	Schultz	Bounds	Sargeant	Duff	Isaacson	Foutz	Stubbs	Hickson	Calvert
New Mexico											
New Mexico St.											
Maine											
Rutgers											
UMass											
BYU											
Virginia											
New Mexico St.											

2019 DEFENSE GAME-BY-GAME STARTERS

Game	DE	DT	NG	DE	MLB	WLB	ROVER	CB	S	FS	CB
Syracuse	Lemonier	Elefante	Rusins	Lewis	Ajayi	Jenkins	Benton	Wilson	Espinoza	Scruggs	Faulks
Louisiana	Lemonier	Elefante	Rusins	Lewis	Ajayi	Cozad	Steele	Wilson	Espinoza	Scruggs	Faulks
Buffalo	Lemonier	Elefante	Rusins	Lewis	Ajayi	Tillmon	Benton	Wilson	Land	Scruggs	Faulks
Hampton	Lemonier	Elefante	Rusins	Clark, T.	Ajayi	Tillmon	Benton	Clark, K.	Espinoza	Scruggs	Faulks
New Mexico											
New Mexico St.											
Maine											
Rutgers											
UMass											
BYU											
Virginia											
New Mexico St.											

NO.	NAME	YEAR	POS.	HT.	WT.	HOMETOWN	H.S./PREVIOUS
1	Shedro Louis	Fr.	WR	5-8	175	Immokalee, Fla.	Immokalee HS
1	Javon Scruggs	So.	CB	5-11	175	Appomattox, Va.	Appomattox HS
2	Kevin Shaa	R-Jr.	WR	5-10	165	San Francisco, Calif.	McClymonds HS (CC of San Fran.)
2	Emanuel Dabney	Jr.	CB	5-11	170	Jackson, Miss.	Callaway HS (Hinds CC)
3	Johnny Huntley	R-Jr.	TE	6-3	235	Planation, Fla.	South Planation (Colorado)
3	Rion Davis	R-Sr.	S	6-0	190	Hopkins, S.C.	A.C. Flora HS
4	Brandon Robinson	R-Fr.	QB	6-4	215	Maplewood, N.J.	Irvington HS
4	Aubrey Williams	Fr.	LB	6-2	200	Brunswick, Ga.	Brunswick HS
5	DJ Stubbs	Jr.	WR	5-9	185	Jacksonville, Fla.	University Christian School
5	Malik Caper	Fr.	LB	6-1	215	Dallas, Texas	Grapevine Faith Christian School
6	Johnathan Bennett	Fr.	QB	6-1	170	Summerville, S.C.	Summerville HS
6	Ceneca Espinoza, Jr.	R-Jr.	S	6-1	215	Washington, D.C.	Washington & Lee HS
7	Damian King	R-Sr.	WR	5-11	175	St. Petersburg, Fla.	Indian Rocks Christian School
7	Tayvion Land	Fr.	CB	5-8	170	Virginia Beach, Va.	Ocean Lakes HS
7	Malik Willis	Jr.	QB	6-1	195	Atlanta, Ga.	Roswell HS (Auburn)
8	Landon Brown	R-So.	QB	6-1	210	Tulsa, Okla.	Lincoln Christian HS
8	Jimmy Faulks	R-Jr.	CB	6-1	185	St. Petersburg, Fla.	Lakewood HS
9	Demario Douglas	Fr.	WR	5-8	165	Jacksonville, Fla.	Mandarin HS
9	Amarii Jenkins	R-So.	LB	6-0	210	Ocala, Fla.	West Port HS
10	Will Bowers	Fr.	QB	6-1	195	Southlake, Texas	Carroll Senior HS
10	Alex Probert	R-Jr.	K	5-8	180	Andover, Minn.	Andover HS
11	Antonio Gandy-Golden	Sr.	WR	6-4	220	Dallas, Ga.	Paulding County HS
11	Jessie Lemonier	R-Sr.	DL	6-3	240	Hialeah, Fla.	Hialeah HS (Ventura College)
12	Stephen Calvert	Sr.	QB	6-2	180	Plantation, Fla.	Miami Carol City Senior HS
12	Brandon Tillmon	Sr.	LB	6-0	210	Lexington, S.C.	River Bluff HS
13	CJ Yarbrough	Fr.	WR	6-3	195	Tanner, Ala.	East Limestone HS
13	Isaac Steele	R-Jr.	S	6-0	180	Phoenix, Ariz.	Centennial HS (Mesa CC)
14	Henry Van Dellen	R-Jr.	QB	6-5	235	Plymouth, Minn.	Providence Academy (No. Dak. St.)
14	Solomon Ajayi	R-Sr.	LB	6-1	235	Plano, Texas	Liberty HS (Bakersfield)
15	Chris Barrett	R-Jr.	TE	6-3	245	Clearwater, Fla.	Countryside HS (ASA Miami)
15	Jayod Sanders	Jr.	DL	6-2	210	Tallahassee, Fla.	Leon HS
16	Mason Yost	R-Fr.	TE	6-4	235	Jacksonville, Fla.	The Bolles School
17	Khaleb Coleman	R-So.	WR	6-2	205	Washington, D.C.	Woodrow Wilson HS
18	Isaiah Avery	R-Fr.	CB	6-1	185	Antioch, Calif.	Antioch HS (CC of San Fran.)
19	Sean Queen	R-Fr.	WR	5-11	175	Stockbridge, Ga.	Eagles Landing Chr. Acad.
19	Chris Megginson	Fr.	S	6-0	180	Lynchburg, Va.	Heritage HS
20	Troy Henderson	R-Fr.	RB	5-10	180	Franklin, Tenn.	Independence HS
20	Bejour Wilson	R-Sr.	CB	5-11	170	San Lorenzo, Calif.	San Lorenzo HS (CC of San Fran.)
21	Treon Sibley	Fr.	RB	6-0	190	Akron, Ohio	Coventry HS
21	Marcellous Harris	R-Fr.	S	5-11	190	Charlotte, N.C.	Harding University HS
22	Micaiah Overton	Fr.	TE	6-4	225	Fort Worth, Texas	Bessemer Academy
22	Kimani Donaldson	R-So.	CB	6-0	180	Jonesboro, Ga.	Mundy's Mill HS
23	Frankie Hickson	R-Sr.	RB	5-8	190	Lynchburg, Va.	Heritage HS
23	Kei'Trel Clark	Fr.	CB	5-10	160	Richmond, Va.	Manchester HS
24	Tim Kidd-Glass	Sr.	S	6-1	210	Danville, Va.	George Washington HS (NC State)
25	Peytton Pickett	R-Jr.	RB	5-10	210	Arlington, Texas	Sam Houston HS (Trinity Valley CC)
26	DJ Skelton	R-Fr.	CB	6-1	10	Columbia, S.C.	Spring Valley HS
27	Cheapell Morris	R-Sr.	LB	6-2	200	North Highlands, Calif.	Highlands HS (Sierra)
28	Micah Glaize	Fr.	S	6-1	190	Lynchburg, Va.	Brookville HS
29	Jack Beil	R-Fr.	WR	5-11	190	Minnetonka, Minn.	Minnetonka HS
30	Michael Bollinger	Jr.	TE	5-11	230	Spartanburg, S.C.	Boiling Spring HS
30	Tyron Staples	Jr.	LB	6-0	190	Bedford, Va.	Liberty HS
31	Domonhic Jennings	Fr.	RB	5-11	205	Lynchburg, Va.	Boardman HS (FUMA)
31	Elijah Benton	R-Sr.	S	6-1	205	Philadelphia, Pa.	Liberty Christian Academy
32	Aaron Pierre	R-So.	LB	6-0	215	Tampa, Fla.	Cambridge Christian School
33	Frank Boyd	R-So.	CB	5-11	190	Chesterfield, Va.	Manchester HS
33	Waylen Cozad	Jr.	LB	6-2	215	Auburn, Calif.	Placer HS (Sierra College)

ALPHABETICAL ROSTER

No.	Name	Pos.
14	Solomon Ajayi	LB
43	Benjamin Alexander	S
46	Aidan Alves	P
40	Zack Amerson	DE
18	Isaiah Avery	CB
15	Chris Barrett	TE
29	Jack Beil	WR
6	Johnathan Bennett	QB
31	Elijah Benton	S
64	Jacob Bodden	OL
30	Michael Bollinger	TE
59	Damian Bounds	OL
10	Will Bowers	QB
33	Frank Boyd	CB
63	Carter Bradley	OL
91	Jake Brickell	P
8	Landon Brown	QB
80	Brody Brumm	WR
12	Stephen Calvert	QB
5	Malik Caper	LB
50	Henry Chibueze	OL
86	Michael Chorowicz	WR
23	Kei'Trel Clark	CB
96	TreShaun Clark	DL
17	Khaleb Coleman	WR
33	Waylen Cozad	LB
82	D'Wayne Crawford	WR
66	Ethan Crawford	OL
2	Emanuel Dabney	CB
3	Rion Davis	S
22	Kimani Donaldson	CB
9	Demario Douglas	WR
45	Shane Drayton	TE
56	Dontae Duff	OL
35	Tyren Dupree	LB
94	Vincent Elfante	DL
37	Gabriel Elliott	RB
67	Ryan Eshleman	OL
6	Ceneca Espinoza, Jr.	S
8	Jimmy Faulks	CB
40	Zac Foutz	TE
81	Noah Frith	WR
11	Antonio Gandy-Golden	WR
42	Dylan Gilfoy	DL
28	Micah Glaize	S
36	Hunter Goetz	S
52	Jonathan Graham	OL
47	Remington Green	LB
93	William Green	DT
21	Marcellous Harris	S
20	Troy Henderson	RB
23	Frankie Hickson	RB
3	Johnny Huntley	TE
73	Sam Isaacson	OL
88	Jerome Jackson	TE
55	Elijah James	DT
9	Amarii Jenkins	LB
31	Domonhic Jennings	RB

NO.	NAME	YEAR	POS.	HT.	WT.	HOMETOWN	H.S./PREVIOUS
34	Joshua Mack	R-Jr.	RB	6-0	195	Pittsford, N.Y.	Pittsford-Mendon HS (Maine)
34	Devin Pearson	R-Sr.	DL	5-11	315	Liberty Township, Ohio	Lakota West HS (Mt. San Jacinto)
35	Tyren Dupree	R-Fr.	LB	6-2	205	Leesburg, Ala.	Cherokee HS
36	Hunter Goetz	R-Fr.	S	6-1	165	Davie, Fla.	Miami Central Senior HS
37	Gabriel Elliott	R-Fr.	RB	5-10	190	Windsor, Conn.	Windsor HS (Saint Anselm)
38	Cade Robinson	Fr.	S	6-1	200	Elizabethtown, Pa.	Elizabethtown HS
40	Zac Foutz	R-Sr.	TE	6-3	250	Roanoke, Va.	Cave Spring HS
40	Zack Amerson	Fr.	DE	6-4	225	Greenwood, S.C.	Emerald HS
41	Aaron Peart	R-Sr.	P	6-2	200	Purcellville, Va.	Loudoun Valley HS (Sierra College)
42	Dylan Gilfoy	R-Sr.	DL	6-5	260	Brentwood, Calif.	Liberty HS (Diablo Valley CC)
43	Benjamin Alexander	R-Jr.	S	6-1	185	Spring Mills, Pa.	Penns Valley HS
44	Austin Lewis	So.	DL	6-6	255	Jonesborough, Tenn.	David Crockett HS
45	Shane Drayton	R-So.	TE	6-4	220	Manahawkin, N.J.	Southern Regional HS (Montclair St.)
46	Aidan Alves	R-So.	P	6-1	220	Dillsburg, Pa.	Northern York HS
47	Remington Green	Jr.	LB	6-0	220	King George, Va.	King George HS
49	Christian Launius	R-Jr.	LB	5-11	215	Mocksville, N.C.	Davidson Day HS (James Madison)
50	Henry Chibueze	R-Fr.	OL	6-3	340	Woodbridge, Va.	Woodbridge HS
50	Vincent Mangogna	R-Jr.	LB	6-0	210	Medford, N.Y.	Patchogue-Medford HS
51	Austin Mock	R-So.	LS	6-2	230	Lynchburg, Va.	Liberty Christian Academy
52	Jonathan Graham	R-Fr.	OL	6-5	325	La Plata, Md.	La Plata HS
54	Andrew Johns	Fr.	LS	6-1	200	Winter Garden, Fla.	Foundation Academy
55	Brendan Schlittler	R-Fr.	OL	6-5	305	Eureka, Mo.	Eureka HS
55	Elijah James	Jr.	DT	6-5	295	Chicago, Ill.	Oswego East HS (Iowa Western CC)
56	Dontae Duff	R-Sr.	OL	6-1	330	Mesquite, Texas	Ralph H. Poteet HS
57	Carl Poole	Fr.	LB	5-11	220	Danville, Va.	George Washington HS
58	Thaddius Watson	R-Jr.	DL	6-0	255	Arlington, Texas	James Bowie HS (Graceland)
59	Damian Bounds	R-Jr.	OL	6-1	300	Ellenwood, Ga.	Stockbridge HS
63	Carter Bradley	R-Fr.	OL	6-3	270	Lynchburg, Va.	Liberty Christian Academy
64	Jacob Bodden	R-Fr.	OL	6-5	320	Hoover, Ala.	Hoover HS
65	Thomas Sargeant	R-Jr.	OL	6-1	290	Mechanicsville, Va.	Atlee HS
66	Ethan Crawford	Sr.	OL	6-4	300	Augusta, Ga.	Aquinas HS
67	Ryan Eshleman	R-Fr.	OL	6-6	250	Myerstown, Pa.	Eastern Lebanon County HS
68	Tristan Schultz	Jr.	OL	6-4	295	Culver, Ind.	Culver Community HS (Fork Union)
70	Boyd Rogish	Jr.	OL	6-3	270	York, Pa.	Homeschooled
73	Sam Isaacson	R-Sr.	OL	6-7	315	Lynchburg, Va.	Liberty Christian Academy
75	Maisen Knight	R-Jr.	OL	6-5	300	Salt Lake City, Utah	Judge Memorial HS (Ventura College)
76	Nate Pena	R-So.	OL	6-1	335	Mooreville, N.C.	Lake Norman HS
77	Cooper McCaw	R-So.	OL	6-5	275	Southlake, Texas	Grapevine Faith CS
79	John Kourtis	R-Fr.	OL	6-3	285	Toronto, Ontario, Canada	Canada Prep
80	Brody Brumm	R-So.	WR	6-0	195	Winamac, Ind.	Winamac HS
81	Noah Frith	R-Fr.	WR	6-4	180	Woodstock, Ga.	Woodstock HS
82	D'Wayne Crawford	Fr.	WR	5-7	175	Concord, N.C.	CFA Academy (East Carolina)
83	Carlos Poole	Fr.	WR	6-4	190	Danville, Va.	George Washington HS
84	JT Wood	So.	WR	6-2	200	Jacksonville, Fla.	Creekside HS
86	Michael Chorowicz	R-Jr.	WR	5-11	175	Kohler, Wis.	Sheboygan Lutheran HS
86	Devonte Lloyd	Jr.	DT	6-2	300	Meridian, Miss.	Meridian HS (NW Miss. CC)
87	Nicholas Wade	R-Fr.	WR	5-8	170	Salem, Va.	Salem HS (Virginia)
88	Jerome Jackson	R-So.	TE	6-3	240	Fort Worth, Texas	Timber Creek HS
89	Cade Rowland	Fr.	WR	5-11	175	Santa Roas Beach, Fla.	South Walton HS
90	Jason Stricker	Fr.	K/P	6-2	180	Charlotte, N.C.	Marvin Ridge HS
91	Jake Brickell	Fr.	P	6-2	180	Thompson's Station, Tenn.	Independence HS
92	Mason Wolk	R-So.	DL	6-1	250	Bedford, Va.	Liberty Christian Academy
93	William Green	R-So.	DT	6-6	315	Albany, Ga.	Westover HS (Ga. Military College)
94	Vincent Elefante	R-Sr.	DL	6-4	310	Los Angeles, Calif.	Upland HS (Chaffey College)
96	TreShaun Clark	Fr.	DL	6-3	230	Cape Coral, Fla.	Cape Coral HS
97	Elisha Mitchell	R-So.	DL	6-3	315	Virginia Beach, Va.	Bayside HS
98	Brayden Monday	Fr.	DE	6-5	245	Waynesville, N.C.	Tuscola HS
99	Ralfs Rusins	R-Jr.	DL	6-5	315	Carnikava, Latvia	Riga Hansa Secondary School

ALPHABETICAL ROSTER		
No.	Name	Pos.
54	Andrew Johns	LS
24	Tim Kidd-Glass	S
7	Damian King	WR
75	Maisen Knight	OL
79	John Kourtis	OL
7	Tayvon Land	CB
49	Christian Launius	LB
11	Jessie Lemonier	DL
44	Austin Lewis	DL
21	Mitchell Lewis	FB
86	Devonte Lloyd	DT
1	Shedro Louis	WR
34	Joshua Mack	RB
50	Vincent Mangogna	LB
77	Cooper McCaw	OL
19	Chris Megginson	S
97	Elisha Mitchell	DL
51	Austin Mock	LS
98	Brayden Monday	DE
27	Cheapell Morris	LB
22	Micaiah Overton	TE
34	Devin Pearson	DL
41	Aaron Peart	P
76	Nate Pena	OL
25	Peyton Pickett	RB
32	Aaron Pierre	LB
57	Carl Poole	LB
83	Carlos Poole	WR
10	Alex Probert	K
19	Sean Queen	WR
4	Brandon Robinson	QB
38	Cade Robinson	S
70	Boyd Rogish	OL
89	Cade Rowland	WR
99	Ralfs Rusins	DL
15	Jayod Sanders	DL
65	Thomas Sargeant	OL
55	Brendan Schlittler	OL
68	Tristan Schultz	OL
1	Javon Scruggs	CB
2	Kevin Shaa	WR
21	Treon Sibley	RB
26	DJ Skelton	CB
30	Tyron Staples	LB
13	Isaac Steele	S
90	Jason Stricker	K/P
5	DJ Stubbs	WR
12	Brandon Tillmon	LB
14	Henry Van Dellen	QB
87	Nicholas Wade	WR
58	Thaddius Watson	DL
4	Aubrey Williams	LB
7	Malik Willis	QB
20	Bejour Wilson	CB
92	Mason Wolk	DL
84	JT Wood	WR
13	CJ Yarbrough	WR
16	Mason Yost	TE

TV BROADCAST NOTES

DATE	OPPONENT	TIME (EST)	RADIO	TV
Aug. 31	Syracuse	6 p.m.		
Sept. 7	at Louisiana	7:30 p.m.		
Sept. 14	Buffalo	6 p.m.		
Sept. 21	Hampton	6 p.m.		
Sept. 28	New Mexico	6 p.m.		
Oct. 5	at New Mexico State	8 p.m.		
Oct. 19	Maine	6 p.m.		
Oct. 26	at Rutgers	TBA		
Nov. 2	at UMass	Noon		
Nov. 9	at BYU	TBA		
Nov. 23	at Virginia	TBA		
Nov. 30	New Mexico State	2 p.m.		

RADIO AFFILIATES

Flagship Station:
Journey FM (88.3 FM WRVL)

Network Affiliates:
Virginia
Charlottesville – 97.1 FM
Clifton Forge – 90.9 FM
Marion – 94.7 FM
Newport News – 96.9 FM
Pulaski/Roanoke – 106.5 FM
Richmond – 94.9 FM
Shenandoah Valley – 95.5 FM
Suffolk – 107.3 FM
Virginia Beach – 98.3 FM
Williamsburg – 100.1 FM
Wytheville – 101.9 FM

North Carolina
Elizabeth City – 88.3 FM
Norlina – 94.3 FM
Roanoke Rapids – 91.1 FM
Rocky Mount – 107.3 FM
Zebulon – 90.5 FM



PLAYERS BY HOME STATE/COUNTRY

Virginia	23
Florida	18
Georgia	9
Texas	9
California	7
North Carolina	6
Pennsylvania	6
South Carolina	6
Alabama	3
Minnesota	3
Tennessee	3
Indiana	2
Mississippi	2
New Jersey	2
New York	2
Ohio	2
District of Columbia	2
Arizona	1
Connecticut	1
Illinois	1
Maryland	1
Missouri	1
Oklahoma	1
Utah	1
Wisconsin	1
Canada	1
Latvia	1

Pronunciation Guide

1	Shedro (Shed-dro) Louis	35	Tyren (Tie-REN) Dupree (Do-PREE)
1	Javon (Jay-VON) Scruggs	36	Hunter Goetz (Gets)
2	Kevin Shaa (like AH)	41	Aaron Peart (Piert)
3	Rion (Ryan) Davis	46	Aidan (Aid-IN) Alves (Al-vis)
7	Tayvion (Tay-vee-on) Land	49	Christian Launius (Lawn-EE-us)
9	Amarii (Uh-MAR-EE) Jenkins	50	Henry Chibueze (Hard C-H, CHI-BOOZE-EE)
11	Jessie Lemonier (Lemon-YAY)	50	Vincent (Vinny) Mangogna (MAN-GOG-nuh)
14	Solomon Ajayi (Ah-JYE-EE like "eye")	55	Brendan Schlittler (SHLIT-ler)
15	Jayod (JAY-odd) Sanders	56	Dontae (Don-TAY) Duff
17	Khaleb (Caleb) Coleman	64	Jacob Bodden (Bod-IN)
19	Chris Megginson (Megan-son)	67	Ryan Eshleman (Esh-EL-man)
20	Bejour (BAY-jour) Wilson	75	Maisen (like Mason) Knight
21	Treon (Tree-on) Sibley	79	John Kourtis (COURT-is)
22	Micaiah (Ma-kahy-ah) Overton	86	Michael Chorowicz (CORE-OH-witz)
22	Kimani (Keh-MON-EE) Donaldson	92	Mason Wolk (Walk)
23	Kei'Trel (KEE-Trel) Clark	94	Vincent Elefante (EL-ah-FAWN-TAY)
27	Cheapell (Sha-PELL) Morris	96	TreShaun (Trey-shawn) Clark
28	Micah Glaize (like glaze)	97	Elisha (E-LIE-Sha) Mitchell
30	Michael Bollinger (Bowl-IN-ger)	99	Ralfs (Ralphs) Rusins (ROO-sins)



YEAR AT LIBERTY	First
ALMA MATER	Southern Miss, '92
WIFE	Jill
CHILDREN	Ragan, Jordan & Madison

3 Bowl Game Appearances

2013 Grant Teaff FCA Coach of the Year

2011 Sun Belt Coach of the Year

THE FREEZE FILE

HEAD COACH

	Overall		Conference	
	W	L	W	L
2019 - Liberty	2	2	0	0
2016 - Ole Miss [^]	0	7	0	6
2015 - Ole Miss	10	3	6	2
2014 - Ole Miss [^]	1	4	0	3
2013 - Ole Miss [^]	1	5	0	5
2012 - Ole Miss [^]	0	6	0	5
2011 - Arkansas St.	10	2	8	0
2009 - Lambuth	12	1	6	0
2008 - Lambuth	8	4	4	1
Career Totals	44	34	24	22
Liberty Totals	2	2	0	0

[^] - Record does not reflect 27 total vacated wins during the 2012, 2013, 2014 and 2016 seasons and a bowl game appearance in 2012 (BBVA Compass Bowl)



2016 Sugar Bowl



2014 Peach Bowl

Additional Coaching Accolades

- » 2009 AFCA Southeast Region Coach of the Year
- » 2009 Mid-South Conference Coach of the Year
- » 5-time Region 8-AA Coach of the Year
- » 4-time Associated Press High School Coach of the Year

Freeze's Ole Miss Tenure (2012-16) by the Numbers

- » 1 - Top ranked scoring defense in the country in 2014 (16.0 points allowed per game)
- » 2 - Alabama's national ranking when Ole Miss defeated the Crimson Tide, 43-37, in Tuscaloosa, Ala., on Sept. 19, 2015 marking the Rebels' first road win in the series since 1988
- » 4 - Top 15 ranked recruiting classes, including top-five classes in 2013 and 2016
- » 5 - Wins over nationally ranked teams during a 10-win 2015 season
- » 7 - All-Americans coached during his time at Ole Miss
- » 11 - Ole Miss players selected in the NFL Draft during Freeze's coaching tenure, including three first-round selections in the 2016 NFL Draft
- » 18 - Number of times Ole Miss scored 40 or more points in a game during Freeze's coaching career with the Rebels, including six games with 50 or more points scored
- » 19 - Players who participated in mission trips to Panama and Haiti during Freeze's five years
- » 27 - Consecutive weeks ranked in the national top-25 polls, the program's most consecutive weeks in the national rankings since the 1950s
- » 121 - Players who earned their degrees during Freeze's time as head coach
- » 459.5 - Yards per game the Rebels averaged during Freeze's five seasons at Ole Miss
- » 2014 - Finalist for the Bear Bryant Award and the Dobb Trophy

Freeze's Arkansas State Tenure (2011) by the Numbers

- » 1 - First 10-win season during Arkansas State's time as an FBS program
- » 9 - Consecutive wins during the Red Wolves' 10-3 season
- » 13 - Players who earned All-Sun Belt Conference honors, including both the league's Offensive Player of the Year and Defensive Player of the Year

The Road to Liberty



**Liberty
HEAD COACH**
2019 - Present



**Arizona Hotshots
OFF. COORDINATOR**
OCT. 2018-DEC. 2018



**Ole Miss
HEAD COACH**
2012-16



**Arkansas State
HEAD COACH**
2011
OFF. COORDINATOR
2010



**San Jose State
OFF. COORDINATOR**
DEC. 2009-FEB. 2010



**Lambuth
HEAD COACH**
2008-09



**Ole Miss
TE/RECRUITING**
2006-07
ASST. AD
2005



@CoachHughFreeze

OFFENSE



KENT AUSTIN (Booth)
Co-Offensive Coordinator/Quarterbacks
Hometown: Natick, Mass.
Alma Mater: Ole Miss, '85
Year in Coaching: 17
Children: Kendall, Cassidy & Wesley



MAURICE HARRIS (Field)
Co-Offensive Coordinator/Wide Receivers
Hometown: Memphis, Tenn.
Alma Mater: Arkansas State, '98
Year in Coaching: 21
Wife: LaQuesha
Children: Arami & Cortlynn



BEN AIGAMAUA (Field)
Tight Ends
Hometown: Leone, American Samoa
Alma Mater: Lambuth, '10
Year in Coaching: 10
Wife: Kendra
Children: Lily & Ben



BRUCE JOHNSON (Field)
Running Backs
Hometown: Huntsville, Ala.
Alma Mater: Arizona State, '99
Year in Coaching: 22
Wife: Michelle
Children: Jaidyn, Brayden & Aydin



SAM GREGG (Field)
Offensive Line
Hometown: Amory, Miss.
Alma Mater: Murray State, '02
Year in Coaching: 17
Wife: Mandy
Child: Britt

DEFENSE/SPEC. TEAMS




SCOTT SYMONS (Booth)
Defensive Coordinator/Safeties
Hometown: Hurst, Texas
Alma Mater: Lindenwood, '08
Year in Coaching: 12
Wife: Kristen
Children: Peyton, Hudson & Rhett



JOSH ALDRIDGE (Field)
Defensive Line
Hometown: Jackson, Tenn.
Alma Mater: Harding, '12
Year in Coaching: 7
Wife: Jessica
Child: Braxton



RICKEY HUNLEY (Field)
Cornerbacks
Hometown: Kansas City, Mo.
Alma Mater: Drake, '05
Year in Coaching: 15
Wife: Nakisha
Child: Taylor, Raegan & Kamyryn



KYLE POPE (Booth)
Linebackers
Hometown: Sylacauga, Ala.
Alma Mater: Jacksonville St., '15
Year in Coaching: 5



TANNER BURNS (Field)
Special Teams Coordinator
Hometown: San Jose, Calif.
Alma Mater: Ole Miss, '12
Year in Coaching: 7



Class
Senior

Height/Weight
6-2/180

Hometown
Plantation, Fla.

High School
Miami Carol City Senior HS

12

FBS ACTIVE CAREER LEADER LISTS

Passing Yards

- 1) Mason Fine (North Texas) - 10,357
- 2) Gage Gubrud (Washington State) - 10,073
- 3) Stephen Calvert (Liberty) - 9,452**
- 4) Ben Hicks (Arkansas) - 9,322

Passing TDs

- 1) Gage Gubrud (Washington State) - 88
- 2) Justin Herbert (Oregon) - 77
- 3) Mason Fine (North Texas) - 73
- 4) Stephen Calvert (Liberty) - 72**

Receptions

- 1) Ty Lee (Middle Tennessee) - 225
- 2) James Proche (SMU) - 217
- 3) Antonio Gandy-Golden (Liberty) - 185**

Receiving Yards

- 1) Weston Carr (Penn State) - 3,032
- 2) James Proche (SMU) - 3,004
- 3) Antonio Gandy-Golden (Liberty) - 2,962**

Receiving TDs

- 1) Weston Carr (Penn State) - 36
- 2) Antonio Gandy-Golden (Liberty) - 27**
- 2) James Proche (SMU) - 27

PROGRAM RECORD BREAKERS

Single-Season Passing Yards

Calvert's Record: 3,363 (2017)
Previous Record: 3,226 - Phil Basso (1984)

Single-Season Touchdown Passes

Calvert's Record: 29 (2017)
Previous Record: 24 - Basso (1984) & Justino (1990)

Single-Season Passing Completions

Calvert's Record: 257 (2017)
Shared Record: 257 - Robby Justino (1991)

Career Passing Yards

Current Record: 10,266 - Josh Woodrum (2012-15)
Calvert's Current Total: 9,452

Career Touchdown Passes

Calvert's Record: 72
Previous Record: 64 - Robby Justino (1989-91)

Career Receptions

Current Record: 215 - Darrin Peterson (2012-15)
Gandy-Golden's Current Total: 185

Career Receiving Yards

Current Record: 3,170 - Darrin Peterson (2012-15)
Gandy-Golden's Current Total: 2,962

Career Touchdown Receptions

Gandy-Golden's Record: 27
Shared Record: 27 - Darrin Peterson (2012-15)



Class
Senior

Height/Weight
6-4/220

Hometown
Dallas, Ga.

High School
Paulding County HS

11

GANDY-GOLDEN BY THE NUMBERS

3 TDs

Gandy-Golden's three receiving TDs during the 2018 season opener versus Old Dominion (Sept. 1, 2018) equaled the Liberty single-game record.

13 Receptions

Gandy-Golden hauled in a career-high 13 receptions during the Flames' 2017 season-opening triumph at Baylor (Sept. 2, 2017).

245 Receiving Yards

Gandy-Golden set a Liberty single-game record for receiving yards (245) on his 11 receptions at New Mexico on Sept. 29, 2018. It eclipsed the Flames' previous standard of 240, set by Chris Summers against Stony Brook in 2011.

13 100-Yard Games

Gandy-Golden sits in second place on Liberty's all-time list with 13 career 100-yard receiving games. Darrin Peterson owns the Flames' record with 15 100-yard outings.

2 200-Yard Games

Gandy-Golden owns a pair of 200-yard receiving contests, including his school-record 245-yard outing at New Mexico (Sept. 29, 2018) and a 205-yard performance at UMass (Nov. 3, 2018). Chris Summers is the only other Flame ever to post two 200-yard games during his career.

27 TDs from Buckshot

All 27 of Gandy-Golden's career receiving touchdowns (and 182 of his 185 career receptions) have been thrown by classmate Stephen Buckshot Calvert. That is a Liberty record for most passing TDs by a QB/WR combination, eclipsing the previous mark of 22 TD passes from Mike Brown to Chris Summers between the 2009-11 seasons.

CALVERT BY THE NUMBERS

19-15

Calvert's career record as a starting quarterback. He has started 34 straight games since taking over as the starter as a true freshman against Robert Morris on Oct. 1, 2016.

5 TDs

Calvert threw for a career-high five TDs twice in 2017, including Sept. 9 vs. Morehead State and Oct. 21 at Monmouth. It is just one off of the school single-game record and the most by a Flame since Biff Parson's five TD passes against Wingate in 2000.

44 Completions

Calvert completed a Liberty and Big South-record 44 passes during a season-opening victory at Baylor on Sept. 2, 2017. He shattered the previous Liberty mark of 34 completions, set twice by Josh Woodrum (2012 and 2015).

60 Attempts

Calvert's career-high 60 pass attempts at Baylor on Sept. 2, 2017 were another school record, eclipsing the previous standard of 57. Phil Basso was the most recent Flame to throw 57 passes, doing so against Central State in 1983.

447 Passing Yards

Calvert's third program record at Baylor on Sept. 2, 2017 came courtesy of his 447 passing yards. He took down the Liberty mark of 441 yards set by Phil Basso against Carson-Newman in 1984.

14 300-Yard Games

Calvert has thrown for 300+ yards 14 times in his career, including three 400-yard outings. He passed for a Liberty freshman-record 350 yards during an Oct. 22, 2016 victory over Monmouth. He holds the Liberty record for most career 300-yard games.

CALVERT'S CAREER STATS

PASSING	G	Att	Cmp	Int	Yds	TD	Lg	Pct	Avg/P	Avg/G	Effic
2016	11	262	150	9	1931	15	76	57.3	7.4	175.5	131.2
2017	11	438	257	6	3363	29	76	58.7	7.7	305.7	142.3
2018	12	439	240	18	3068	21	62	54.7	7.0	255.7	121.0
2019	4	122	74	3	1090	7	73	60.7	8.9	272.5	149.7
TOTAL	38	1261	721	36	9452	72	76	57.2	7.5	248.7	133.3

GANDY-GOLDEN'S CAREER STATS

RECEIVING	G	Rec	Yds	TD	Lg	Avg/C	Avg/G
2016	11	21	315	3	47	15.0	28.6
2017	10	69	1066	10	55	15.4	106.6
2018	11	71	1037	10	50	14.6	94.3
2019	4	24	544	4	73	22.7	136.0
TOTAL	36	185	2962	27	73	16.0	82.3

RB



#23 • RB • FRANKIE HICKSON • 5-8 • 190 • R-SR.

- Rushed for 133 yards on 18 carries at Louisiana, including a career-long 66 yard TD run, pushing him over 2,000 career rushing yards (Current: 2,050)
- Recorded his 20th career rushing touchdown against Hampton and leads the Flames on the season with three rushing touchdowns
- Phil Steele Postseason All-Independent first team and VaSID All-State first team in 2018
- Became the 15th player in program history to rush for a 1,000 yards in a season, finishing 2018 with 229 carries for 1,032 yards and 11 touchdowns
- Seven career 100-yard rushing games



#25 • RB • PEYTON PICKETT • 5-10 • 210 • R-JR.

- Carried the ball five times for 11 yards against No. 22 Syracuse
- Finished the Hampton game with a season-high six carries for 19 yards, including a one-yard rushing touchdown
- Saw playing time in all 12 games during his first year at Liberty in 2018
- Ranked second on the team with 110 carries for 457 yards and nine touchdowns
- Finished six games with 10 or more carries



#2 • WR • KEVIN SHAA • 5-10 • 165 • R-JR.

- Opened the 2019 season with two receptions for 13 yards against No. 22 Syracuse
- Recorded his first career TD against Buffalo (33 yards) and finished the game with five receptions for 67 yards
- Finished both the Louisiana (47 yards) and Hampton (49 yards) with three receptions
- Saw playing time in four games in 2018
- Finished the season with three receptions for 52 yards



#5 • WR/RS • DJ STUBBS • 5-9 • 185 • JR.

- Scored Liberty's first TD of 2019 on a 12-yard pass from QB Stephen Calvert and finished the Louisiana game with five receptions for 52 yards
- Finished the Hampton game with two receptions for 66 yards
- Saw playing time in all 12 games as a sophomore in 2018, including five starts
- Ranked second on Liberty's roster with 50 receptions for 631 yards and a touchdown
- Finished the year with three 100-yard games and led the team with 10 punt returns for 101 yards a year ago



#7 • WR • DAMIAN KING • 5-11 • 175 • R-SR.

- Finished the season opener against No. 22 Syracuse with a 23-yard reception
- Five receptions for 29 yards at Louisiana
- Saw playing time in three games in 2018, including two starts against North Texas and New Mexico
- Received a medical redshirt after suffering a season-ending injury
- Finished the year with 12 receptions for 226 yards and two touchdowns



#3 • TE • JOHNNY HUNTLEY • 6-3 • 235 • R-JR.

- Joined Liberty's roster in January 2018
- Sat out 2018 campaign due to NCAA transfer policy
- Transferred to Liberty after playing two seasons at Colorado
- Saw playing time in 12 of 13 games as a true freshman, becoming one of four true freshmen to play for Colorado in 2016



#68 • LT • TRISTAN SCHULTZ • 6-4 • 295 • JR.

- Has started all four games at left tackle in 2019, including his first career start to open the season against No. 22 Syracuse
- Saw playing time in all 12 games in 2018, starting 10 games at right tackle
- Named Liberty's Special Teams Player of the Week after the Army game



#59 • LG • DAMIAN BOUNDS • 6-1 • 300 • R-JR.

- Made his first career start at the left guard position during the 2019 opener vs. No. 22 Syracuse
- Started all four games at LG in 2019
- Saw playing time in the first 10 games of the 2018 season, serving in a backup role at center




#65 • C • THOMAS SARGEANT • 6-1 • 290 • R-JR.

- Has started at center for the last 28 consecutive games, dating back to the 2017 season
- Started all 12 games at center for the Flames in 2018



#56 • RG • DONTAE DUFF • 6-1 • 330 • R-SR.

- Has started all 38 games during his career (5 LG, 4 C, 29 RG)
- Started all 12 games at right guard in 2018 and served as a team captain
- 2018 Phil Steele Postseason All-Independent second team
- 2018 VaSID All-State second team



#73 • RT • SAM ISAACSON • 6-7 • 315 • R-SR.


- Made the 12th start of his career, all of which have come at right tackle, vs. No. 22 Syracuse
- Started all four games at RT in 2019
- Second-most games played (32) of any active Liberty offensive lineman

WR

TE

OL

KEY RESERVES/SPECIALIST



#4 • QB • BRANDON ROBINSON • 6-4 • 215 • R-FR.

- Led the Flames in rushing against Hampton, finishing the contest with seven carries for 105 yards and two touchdowns
- Redshirted in 2018
- Threw for 2,038 yards and 21 TDs, while rushing for 409 yards and 5 TDs as a senior at Irvington HS



#17 • WR • KHALEB COLEMAN • 6-2 • 205 • R-SO.

- Opened the season with three receptions for 25 yards against No. 22 Syracuse
- Finished his first season on the field for the Flames in 2018 with 11 receptions for 126 yards
- Saw playing time in nine games and started three contests



#81 • WR • NOAH FRITH • 6-4 • 180 • R-FR.

- Missed the first four games of the season with an injury
- Redshirted after playing in four games in 2018
- Finished the season with a nine-yard reception at Auburn



#15 • TE • CHRIS BARRETT • 6-3 • 245 • R-JR.

- Finished the Buffalo game with two receptions for 10 yards
- Saw playing time in 11 of 12 games as a sophomore in 2018
- Finished the season with one reception for 12 yards at Auburn
- Transferred to Liberty after playing one season at ASA College Miami in Hialeah, Fla.



#1 • WR/RS • SHEDRO LOUIS • 5-8 • 175 • FR.

- Finished his first collegiate game with three kickoff returns for 48 yards against No. 22 Syracuse
- Has two punt returns for 16 yards at Louisiana
- Had his first two career receptions against Buffalo (15 yards)
- Signed with Liberty during the December 2018 signing period



#10 • K • ALEX PROBERT • 5-8 • 180 • R-JR.

- Ranks No. 5 in school history with 103 extra points
- Limited to four games in 2018 due to a preseason injury
- Finished the season connecting on 19-of-20 extra point attempts
- Saw his first action of the season in a home win over Idaho State, hitting 6-of-7 extra point attempts

1 SHEDRO LOUIS, WR/RS

Receptions:	2, vs. Buffalo, 09-14-19
Receiving yards:	15, vs. Buffalo, 09-14-19
Receiving TDs:	
Long reception:	8, vs. Buffalo, 09-14-19
Long kick return:	31, vs. Hampton, 09-21-19
Long punt return:	17, at Louisiana, 09-07-19

2 KEVIN SHAA, WR

Receptions:	5, vs. Buffalo, 09-14-19
Receiving yards:	67, vs. Buffalo, 09-14-19
Receiving TDs:	1, vs. Buffalo, 09-14-19
Long reception:	48, vs. Old Dominion, 09-01-18

3 JOHNNY HUNTLEY, TE

Receptions:	1, at Louisiana, 09-07-19
Receiving yards:	6, at Louisiana, 09-07-19
Receiving TDs:	
Long reception:	6, at Louisiana, 09-07-19

4 BRANDON ROBINSON, QB

Completions:	
Attempts:	1, vs. Hampton, 09-21-19
Passing TDs:	
Long Completion	
Rush attempts:	7, vs. Hampton, 09-21-19
Rush yards:	105, vs. Hampton, 09-21-19
Rush TDs:	2, vs. Hampton, 09-21-19
Long rush:	75, vs. Hampton, 09-21-19

5 DJ STUBBS, WR

Receptions:	11, at New Mexico State, 10-06-18
Receiving yards:	155, vs. Old Dominion, 09-01-18
Receiving TDs:	1, vs. Old Dominion, 09-01-18
	1, at Louisiana, 09-07-19
Long reception:	55, vs. Old Dominion, 09-01-18
Long kick return:	71, vs. Morehead State, 09-09-17
Long punt return:	60, at New Mexico State, 10-06-18

7 DAMIAN KING, WR/RS

Receptions:	11, vs. Indiana St., 09-16-17
Receiving yards:	172, at Army, 09-08-18
Receiving TDs:	1, 6 times (last at New Mexico, 09-29-18)
Long reception:	62, at Army, 09-08-18
Long punt return:	17, vs. Jacksonville, 09-10-16

11 ANTONIO GANDY-GOLDEN, WR

Receptions:	13, at Baylor, 09-02-17
Receiving yards:	245, at New Mexico, 09-29-18
Receiving TDs:	3, vs. Old Dominion, 09-01-18
Long reception:	73, vs. Hampton, 09-21-19

12 STEPHEN CALVERT, QB

Completions:	44, at Baylor, 09-02-17
Attempts:	60, at Baylor, 09-02-17
Passing TDs:	5, vs. Morehead State, 09-09-17
	at Monmouth, 10-21-17
Passing yards:	447, at Baylor, 09-02-17
Long completion:	76, vs. Monmouth, 10-22-16
	vs. Morehead State, 09-09-17
	at Monmouth, 10-21-17

15 CHRIS BARRETT, TE

Receptions:	2, vs. Buffalo, 09-14-19
Receiving yards:	12, at Auburn, 11-17-18
Receiving TDs:	
Long reception:	12, at Auburn, 11-17-18

17 KHALEB COLEMAN, WR

Receptions:	7, vs. Idaho State, 10-20-18
Receiving yards:	56, vs. Idaho State, 10-20-18
Receiving TDs:	1, vs. Troy, 10-13-18
Long reception:	29, vs. Troy, 10-13-18

20 TROY HENDERSON, RB

Rush attempts:	4, vs. Hampton, 09-21-19
Rush yards:	63, vs. Hampton, 09-21-19
Rush TDs:	1, vs. Hampton, 09-21-19
Long rush:	59, vs. Hampton, 09-21-19

23 FRANKIE HICKSON, RB

Rush attempts:	27, 3 times (last vs. New Mexico State, 11-24-18)
Rush yards:	155, at New Mexico State, 10-06-18
Rush TDs:	3, vs. Idaho State, 10-20-18
Long rush:	66, at Louisiana, 09-07-19
Long kick return:	99 (TD), at Kennesaw State, 10-15-16

25 PEYTON PICKETT, RB

Rush attempts:	17, vs. Troy, 10-15-18; at Virginia, 11-10-18
Rush yards:	117, at Virginia, 11-10-18
Rush TDs:	2, 3 times (last vs. Idaho State, 10-20-18)
Long rush:	53, Old Dominion, 09-01-18

33 FRANK BOYD, RB

Rush attempts:	16, at UMass, 11-03-18
Rush yards:	83, at UMass, 11-03-18
Rush TDs:	3, at UMass, 11-03-18
Long rush:	20, vs. Norfolk State, 12-01-18

34 JOSHUA MACK, RB

Rush attempts:	10, vs. Hampton, 09-21-19
Rush yards:	59, vs. Buffalo, 09-14-19
Rush TDs:	1, vs. Hampton, 09-21-19
Long rush:	22, vs. Buffalo, 09-14-19

40 ZAC FOUTZ, TE

Receptions:	3, at New Mexico State, 10-06-18; at Virginia, 11-10-18
Receiving yards:	53, at New Mexico, 09-29-18
Receiving TDs:	1, Robert Morris, 10-01-16; at New Mexico State, 10-06-18
Long reception:	47, at New Mexico, 09-29-18

81 NOAH FRITH, WR

Receptions:	1, at Auburn, 11-17-18
Receiving yards:	9, at Auburn, 11-17-18
Receiving TDs:	
Long reception:	9, at Auburn, 11-17-18

88 JEROME JACKSON, TE

Receptions:	1, vs. New Mexico State, 11-24-18
Receiving yards:	10, vs. New Mexico State, 11-24-18
Receiving TDs:	
Long reception:	10, vs. New Mexico State, 11-24-18

10 ALEX PROBERT, K

Points Scored:	16, at Baylor, 09-02-17; vs. Morehead State, 09-09-17
PATs Made:	8, at UMass, 11-03-18
FGs Made:	4, at Baylor, 09-02-17
Long Field Goal:	51, vs. Robert Morris, 10-01-16; vs. New Mexico State, 11-24-18

41 AARON PEART, K/P

Points Scored:	10, 3 times (last vs. Norfolk State, 12-01-18)
PATs Made:	7, 3 times (last vs. Norfolk State, 12-01-18)
FGs Made:	1, 3 times (last vs. Norfolk State, 12-01-18)

BIRTHDAY CHART

August Date	Player	Game Day
31	Bejour Wilson	Syracuse
September Date	Player	Game Day
1	Carter Bradley	
5	Elijah Benton	
6	Cade Rowland	
13	Amarii Jenkins	
17	Zack Amerson	
21	Christian Launius	Hampton
23	Noah Frith	
24	Gabriel Elliott	
October Date	Player	Game Day
2	D'Wayne Crawford	
2	Elisha Mitchell	
3	Carl Poole	
3	Carlos Poole	
11	JT Wood	
13	Micah Glaize	
16	Chris Megginson	
20	Tyren Dupree	
23	Zac Foutz	
28	Will Bowers	
30	Tayvion Land	
November Date	Player	Game Day
1	Shedro Louis	
1	Javon Scruggs	
5	Dontae Duff	
10	Kevin Shaa	
13	Jack Beil	
16	Remington Green	
20	Ralfs Rusins	
21	Isaiah Avery	
21	Mason Yost	
30	Malik Capner	New Mexico St. (H)
December Date	Player	Game Day
2	Rion Davis	
4	Jonathan Graham	
4	Vincent Mangogna	
8	Demario Douglas	
8	Shane Drayton	
13	Isaac Steele	
18	Brandon Tillmon	
21	Henry Chibueze	
26	Tristan Schultz	
27	Ryan Eshleman	
28	Jimmy Faulks	
29	Henry Van Dellen	
30	Johnny Huntley	

DL



#11 • DE • JESSIE LEMONIER • 6-3 • 240 • R-SR.

- Ranks No. 16 in the country in sacks (4.5/1.13 spg), aided by a nine-tackle (7 solo, 2 asst.) and 3.0 sack effort against Buffalo
- Tied for team high honors at Louisiana with seven tackles (four solo, three assisted), including 2.5 TFLs (15 yards) and 1.5 sacks (11 yards)
- 2018 Phil Steele Postseason All-Independent second team and 2018 VaSID All-State second team
- Started all 12 games at defensive end as a redshirt junior in 2018, his first season as a Flame
- Finished 2018 with 10.0 sacks, becoming the third player in program history to record 10+ sacks in a season



#94 • DT • VINCENT ELEFANTE • 6-4 • 310 • R-SR.

- Has started all four games in 2019 at DT
- Finished his first year with the Flames in 2018 with 12 tackles, including nine solo stops
- Saw playing time in 11 of 12 games, serving as a backup at defensive tackle
- Three solo tackles in a road win at New Mexico, including a tackle for a loss (four yards)



#99 • NG • RALFS RUSINS • 6-5 • 315 • R-JR.

- Has started all four games in 2019 at NG
- For the second season in a row, he opened the year with a career game
- He finished the game No. 22 Syracuse with nine tackles (five solo, four assisted) and a five-yard sack
- Saw playing time in all 12 games in 2018
- Started at nose guard against Old Dominion and North Texas




#44 • DE • AUSTIN LEWIS • 6-6 • 255 • SO.

- Opened the season with six tackles, including four solo tackles, against No. 22 Syracuse
- Four solo stops at Louisiana, including 1.0 TFL (5 yards), one forced fumble, pass breakup and quarterback hurry
- Football Writers Association of America (FIAA) Freshman All-American in 2018
- First player in program history to earn All-America honors at the FBS level
- 2018 VaSID Defensive Rookie of the Year after recording 6.5 TFL and 3.5 sacks on the season



#14 • MIKE • SOLOMON AJAYI • 6-1 • 235 • R-SR.

- Needs one tackle to cross the 100-yard tackle mark after finishing the Hampton game with three tackles (one solo, two assisted)
- Opened the season with seven stops against No. 22 Syracuse, including six solo tackles
- Tied for team high honors at Louisiana, finishing the game with seven tackles (five solo, two assisted), including 2.0 TFLs (4 yards)
- Started all 12 games in 2018 and tied for the team lead with 76 tackles (41 solo, 35 assisted)
- Younger brother of former NFL RB Jay Ajayi



#33 • WILL • WAYLEN COZAD • 6-2 • 215 • JR.

- Finished the Hampton game with a season-best three tackles
- Transferred to Liberty from Sierra College in Rocklin, Calif.
- Two-year starter for the Wolverines
- Finished his career at Sierra with 120 tackles (46 solo, 74 assisted), 8.0 sacks, 21.5 tackles for a loss and five pass breakups



#31 • ROVER • ELIJAH BENTON • 6-1 • 205 • R-SR.

- Had a career game to open the 2019 season, leading the Flames with 13 tackles (five solo, eight assisted) against No. 22 Syracuse
- Missed the Louisiana game due to an injury
- Returned to the lineup against Buffalo, recording 10 tackles (7 s., 3 asst.)
- Named to the 2018 Google Cloud CoSIDA Academic All-District® team



#20 • CB • BEJOUR WILSON • 5-11 • 170 • R-SR.

- Ranks No. 8 in the country in interceptions (2 INT/0.7 per game)
- Has recorded an INT in the first two games of the season, including a stop in the endzone against No. 22 Syracuse
- Saw playing time in all 12 games in 2018, starting 10 contests
- Finished the season with 58 tackles (43 solo, 15 assisted)



#6 • S/RS • CENEQA ESPINOZA, JR. • 6-1 • 215 • R-JR.

- Seven tackles (six solo, one assisted) at Louisiana, plus a FF with recovery
- Returned an INT 45 yards for a TD against Hampton, his second INT of 2019
- Played in 11 of 12 games in 2018, starting a combined three games at SPUR and free safety
- Appeared in 22 of 23 games over the last two years



#1 • FS • JAVON SCRUGGS • 5-11 • 170 • SO.

- Recorded a three solo tackles against No. 22 Syracuse, while adding his first career pass breakup
- Three tackles against Buffalo (one solo, two asst.), including 0.5 TFL
- Career high four tackles against Hampton (two solo, two assisted)
- Played in all 12 games as a true freshman during 2018 campaign




#8 • CB • JIMMY FAULKS • 6-1 • 185 • R-JR.

- Opened the season with an assisted tackle against No. 22 Syracuse
- Finished the Louisiana game with three tackles (two solo, one assisted)
- Redshirted in 2018 after playing one game at Army
- Saw playing time in all 11 games in 2017, starting six of the last eight games at boundary cornerback

LB


DB

KEY RESERVES/SPECIALIST




#96 • DL • TRESHAUN CLARK • 6-3 • 230 • FR.

- Finished his first collegiate game with three tackles, including two solo stops, against No. 22 Syracuse
- Three stops against Buffalo (one solo, two asst.)
- Graduated from Cape Coral High School in Cape Coral, Fla.
- Native of Danville, Va.




#9 • LB • AMARII JENKINS • 6-0 • 210 • R-SO.

- Had a career game against No. 22 Syracuse to open 2019, finishing the contest with six tackles, including five solo stops and his first career sack
- Five stops against Hampton (two solo, three assisted)
- Saw playing time in all 12 games in 2018 (12 tackles)




#12 • LB • BRANDON TILLMON • 6-0 • 210 • SR.

- Started the last two games at WILL linebacker
- Finished the Buffalo game with 11 tackles (seven s., four asst.)
- Ranks second on Liberty's roster among active defenders with 140 career tackles (94 solo, 46 asst.)
- Finished the 2018 season with 41 tackles (27 solo, 14 assisted)




#23 • CB • KEI'TREL CLARK • 5-10 • 160 • FR.

- Got his first career start against Hampton, finishing the game with four solo tackles
- Recorded four solo stops against Buffalo
- First-team all-region honoree as a defensive back and a punt return specialist as a senior at Manchester H.S.



#13 • S • ISAAC STEELE • 6-0 • 180 • R-JR.

- Started at ROVER against Louisiana
- Missed the Buffalo and Hampton games due to an injury
- Saw playing time in all 12 games, starting 11 contests
- Ranked third on the team with 65 tackles (44 solo, 21 assisted)
- Tied for the team lead with three interceptions



#46 • P • AIDAN ALVES • 6-1 • 220 • R-SO.

- Finished the 2019 opener against No. 22 Syracuse with eight punts, averaging 43.9 yards per punt (351 yards)
- Put on scholarship after averaging 45.5 ypp against Hampton
- Liberty's starting punter for all 12 games
- Finished the season averaging 37.0 yards per punt

1 JAVON SCRUGGS, FS

Tackles: 4, vs. Hampton, 09-21-19
Tackles for loss: 1.0, vs. Hampton, 09-21-19

2 EMANUEL DABNEY, CB

Tackles: 2, vs. Syracuse, 08-31-19

6 CENECA ESPINOZA, JR, S

Interceptions: 1, 3 times (last vs. Hampton, 09-21-19)
Long interception return: 45, vs. Hampton, 09-21-19
Tackles: 10, vs. Presbyterian, 11-11-17
Tackles for loss: 1.0, 3 times (last vs. Hampton, 09-21-19)
Long kickoff return: 43, vs. Idaho State, 10-20-18

8 JIMMY FAULKS, CB

Interceptions: 1, at Indiana St., 09-16-17
Tackles: 5, at Gardner-Webb, 10-28-17

9 AMARII JENKINS, LB

Tackles: 6, vs. Syracuse, 08-31-19
Sacks: 1.0, vs. Syracuse, 08-31-19
Tackles for loss: 1.0, 2 times (last vs. Syracuse, 08-31-19)

11 JESSIE LEMONIER, DL

Tackles: 9, vs. Idaho State, 10-20-18
Sacks: 3.0, three times (last vs. Buffalo, 09-14-19)
Tackles for loss: 5.0, vs. Idaho State, 10-20-18

12 BRANDON TILLMON, LB

Interceptions: 1, at Baylor, 09-02-17; vs. Duquesne, 11-04-17
Tackles: 11, vs. Buffalo, 09-14-19
Sacks: 1.0, at Auburn, 11-17-18; vs. New Mexico St., 11-24-18
Tackles for loss: 2.0, vs. Jacksonville, 09-10-16

13 ISAAC STEELE, S

Interceptions: 2, at New Mexico, 09-29-18
Long interception return: 20, at New Mexico, 09-29-18
Tackles: 8, vs. Old Dominion, 09-01-18, at Auburn, 11-17-18
Tackles for loss: 1.0, 3 times (last vs. Norfolk St., 12-01-18)

14 SOLOMON AJAYI, LB

Interceptions: 1, at UMass, 11-03-18; vs. New Mexico State, 11-24-18
Long Interception Return: 26 (TD), vs. New Mexico State, 11-24-18

Tackles: 9, at Army, 09-08-18; at UMass, 11-03-18
Sacks: 1.0, at UMass, 11-03-18
Tackles for loss: 2.0, at Louisiana, 09-07-19

20 BEJOUR WILSON, CB

Interceptions: 1, 5 times (last at Louisiana, 09-07-19)
Long interception return: 42, vs. Troy, 10-13-18
Tackles: 10, at New Mexico State, 10-06-18

23 KEI'TREL CLARK, CB

Tackles: 4, vs. Buffalo, 09-14-19
4, vs. Hampton, 09-21-19

31 ELIJAH BENTON, S

Interceptions: 1, at New Mexico, 09-29-18
Tackles: 13, vs. Syracuse, 08-31-19
Tackles for loss: 1.0, at Auburn, 11-17-18

33 WAYLEN COZAD, LB

Tackles: 1, vs. Syracuse, 08-31-19
1, at Louisiana, 09-07-19

Sacks: 1, at Louisiana, 09-07-19
Tackles for loss: 0.5, vs. Hampton, 09-21-19

35 TYREN DUPREE, LB

Tackles: 3, at Louisiana, 09-07-19
Sacks: 1, at Louisiana, 09-07-19
Tackles for loss: 1, at Louisiana, 09-07-19

44 AUSTIN LEWIS, DL

Tackles: 8, at Army, 09-08-18
Sacks: 1.0, 3 times (last vs. New Mexico State, 11-24-18)
Tackles for loss: 2.0, vs. Idaho State, 10-20-18

47 REMINGTON GREEN, LB

Tackles: 8, at Army, 09-08-18
Sacks: 1, at Army, 09-08-18
Tackles for loss: 1.0, at Army, 09-08-18

94 VINCENT ELEFANTE, DL

Tackles: 4, at UMass, 11-03-18
Sacks: 1, at UMass, 11-03-18
Tackles for loss: 1.0, at New Mexico, 09-29-18

96 TRESHAUN CLARK, DL

Tackles: 3, vs. Syracuse, 08-31-19 and vs. Buffalo, 09-14-19
Sacks: 1, vs. Buffalo, 09-14-19
Tackles for loss: 1.5, vs. Hampton, 09-21-19

98 BRAYDEN MONDAY, DL

Tackles: 4, at Louisiana, 09-07-19
Sacks: 1, at Louisiana, 09-07-19
Tackles for loss: 1, at Louisiana, 09-07-19

99 RALFS RUSINS, DL

Tackles: 9, vs. Syracuse, 08-31-19
Sacks: 1.0, 2 times (last vs. Syracuse, 08-31-19)
Tackles for loss: 1.0, 2 times (last vs. Syracuse, 08-31-19)

46 AIDAN ALVES, P

Punts: 9, vs. Troy, 10-13-18
Long Punt: 73, vs. Idaho State, 10-20-18
73, vs. Hampton, 09-21-19

ALL-TIME 50-YARD FIELD GOALS IN WILLIAMS STADIUM HISTORY

Distance	Kicker	Team	Opponent	Date
60	John Lunsford	Liberty	Richmond	10/4/14
57	John Lunsford	Liberty	Kennesaw State	10/24/15
57	John Lunsford	Liberty	Bryant	9/20/14
56	Nick Terracina	YSU	Liberty	9/27/03
53	Andrew Foster	Morehead St.	Liberty	9/9/17
52	John Lunsford	Liberty	Delaware State	9/5/15
52	Dave Ettinger	Hofstra	Liberty	11/15/97
52	Daniel Whitehead	Liberty	Catawba	10/22/94
51	Alex Probert	Liberty	New Mexico State	11/24/18
51	Alex Probert	Liberty	Robert Morris	10/1/16
51	John Lunsford	Liberty	Charleston So.	11/15/14
50	Tyler Sumpter	Troy	Liberty	10/13/18
50	Matt Bevins	Liberty	Stony Brook	11/20/10

2019 SPECIAL TEAMS TACKLES

Player	Total	Kickoff	Punt
Aidan Alves	2	0	2
Tayvion Land	2	1	1
Remington Green	1	1	0
Amarii Jenkins	1	0	1
Jessie Lemonier	1	0	1
Tristan Schultz	1	0	1
Bejour Wilson	1	0	1
Brody Brumm	0.5	0.5	0
Khaleb Coleman	0.5	0.5	0
Chris Megginson	0.5	0.5	0
Micah Glaize	0.5	0.5	0
Total	11	4	7

Liberty Career Top 5

Passing Yards

1) Josh Woodrum/2012-15.....	10,266
2) Robby Justino/1989-92.....	9,548
3) Stephen Calvert/2016-Present	9,452
4) Paul Johnson/1985-89.....	7,397
5) Brock Smith/2005-08.....	7,036

Touchdown Passes

1) Stephen Calvert/2016-Present.....	72
2) Robby Justino/1989-92.....	64
3) Josh Woodrum/2012-15.....	61
4) Brock Smith/2005-08.....	50
5) Paul Johnson/1985-89.....	49

Total Offense

1) Josh Woodrum/2012-15.....	10,690
2) Stephen Calvert/2016-Present	9,039
3) Robby Justino/1989-92.....	8,806
4) Mike Brown/2008-11.....	7,947
5) Brock Smith/2005-08.....	7,189

Receptions

1) Darrin Peterson/2012-15.....	215
2) Chris Summers/2008-11.....	188
3) Antonio Gandy-Golden/2016-Present	185
4) Pat Nelson/1988-91.....	176
5) Pat Kelly/2009-12.....	162

Receiving Yards

1) Darrin Peterson/2012-15.....	3,170
2) Antonio Gandy-Golden/2016-Present	2,962
3) Chris Summers/2008-11.....	2,712
4) Kelvin Edwards/1982-85.....	2,546
5) Pat Nelson/1988-91.....	2,447

Touchdown Receptions

T1) Antonio Gandy-Golden/2016-Present.....	27
T1) Darrin Peterson/2012-15.....	27
3) Chris Summers/2008-11.....	26
4) Kelvin Edwards/1982-85.....	22
5) Courtney Freeman/1994-97.....	21

All-Purpose Yards

1) Dre Barnes/2001-04.....	4,461
2) Stacy Nobles/1996-99.....	4,220
3) Rashad Jennings/2006-08.....	4,155
4) Adrian Cherry/1990-93.....	3,639
5) Courtney Freeman/1994-97.....	3,601
Frankie Hickson/2016-Present.....	3,547

Liberty Career Top 5

Kickoff Returns

1) Adrian Hall/2001-03.....	87
2) Adrian Cherry/1990-93.....	63
3) Scott Thomas/1989-93.....	62
4) Frankie Hickson/2016-Present	60
5) Carlton Wilkerson/1983-86.....	57

Kicker Scoring

1) Matt Bevins/2008-11.....	309
2) John Lunsford/2012-15.....	294
3) Phillip Harrelson/1995-98.....	250
4) Daniel Whitehead/1991-94.....	238
5) Alex Probert/2016-Present	202

Touchdowns Responsible For

1) Josh Woodrum/2012-15.....	77
2) Stephen Calvert/2016-Present	75
3) Mike Brown/2008-10.....	74
4) Robby Justino/1989-92.....	66
5) Brock Smith/2005-08.....	54

Field Goals Made

1) Matt Bevins/2008-11.....	58
2) John Lunsford/2012-15.....	48
3) Daniel Whitehead/1991-94.....	43
4) Phillip Harrelson/1995-98.....	35
5) Alex Probert/2016-Present	33

Extra Points Made

1) John Lunsford/2012-15.....	150
2) Phillip Harrelson/1995-98.....	142
3) Matt Bevins/2008-11.....	135
4) Daniel Whitehead/1991-94.....	109
5) Alex Probert/2016-Present	103

Quarterback Sacks

1) Chima Uzowihe/2012-15.....	25.0
2) Aaron DeBerry/2000-03.....	22.0
3) Juwan Wells/2015-18.....	19.5
4) Rodney Degrate/1994-96.....	19.0
5) Larkin Harsey/1989-92.....	18.0
Jessie Lemonier/2018-Present	14.5

Liberty Single-Season Top 5

Passing Yards

1) <i>Stephen Calvert/2017.....</i>	<i>3,363</i>
2) Phil Basso/1984.....	3,226
3) Robby Justino/1991.....	3,176
4) Robby Justino/1990.....	3,076
5) <i>Stephen Calvert/2018</i>	<i>3,068</i>

Passing Completions

<i>1T) Robby Justino/1991 & Stephen Calvert/2017</i>	<i>257</i>
3) Phil Basso/1984.....	250
4) Josh Woodrum/2015.....	242
5) <i>Stephen Calvert/2018</i>	<i>240</i>

Touchdown Passes

1) <i>Stephen Calvert/2017.....</i>	<i>29</i>
2T) Phil Basso/1984 & Robby Justino/1990.....	24
4) Mike Brown/2010.....	23
5) <i>Stephen Calvert/2018</i>	<i>21</i>

Liberty Single-Season Top 5

Receiving Yards

1) Darrin Peterson/2014	1,379
2) Chris Summers/2010	1,081
3) Pat Nelson/1991	1,075
4) Antonio Gandy-Golden/2017	1,066
5) Dominic Bolden/2008	1,056

Receiving Touchdowns

1) Chris Summers/2010	15
2) Darrin Peterson/2014	12
3T) Eric Green/1989, B.J. Farrow/2017, Antonio Gandy-Golden/2017 &	10
3T) Antonio Gandy-Golden/2018	10

Sacks

1) Eric Simmons/1981	13.0
2T) Larkin Harsey/1990 & Jesse Lemonier/2018	10.0
4) Toby Onyechi/2014	9.5
5) Jerome Wicker/1997	9.0

Liberty Single-Game Records Owned by Current Players

Passing Yardage

Stephen Calvert vs. Baylor/2017	447
---------------------------------------	-----

Passing Attempts

Stephen Calvert vs. Baylor/2017	60
---------------------------------------	----

Passing Completions

Stephen Calvert vs. Baylor/2017	44
---------------------------------------	----

Receiving Touchdowns

Antonio Gandy-Golden vs. ODU/2018 & 14 other occurrences	3
----------------------------------------------------------------	---

Receiving Yardage

Antonio Gandy-Golden vs. New Mexico/2018	245
------------------------------------------------	-----

Field Goals Made

Alex Probert vs. Baylor/2017 & 5 other occurrences	4
----------------------------------------------------------	---

Career 300+ Yard Passing Games

#12 Stephen Calvert (14)

Date	Opponent	C-A-Int	Yds	TD
10/1/16	Robert Morris	23-37-0	340	4
10/22/16	Monmouth	27-34-2	350	3
9/2/17	Baylor	44-60-0	447	3
9/16/17	Indiana State	30-42-1	379	4
10/21/17	Monmouth	25-50-0	408	5
10/28/17	Gardner-Webb	21-34-0	333	2
11/11/17	Presbyterian	14-26-0	311	3
9/1/18	Old Dominion	25-36-0	345	4
9/8/18	Army	19-37-1	307	2
9/29/18	New Mexico	24-41-1	417	3
10/6/18	New Mexico State	31-54-1	365	2
10/20/18	Idaho State	32-48-2	362	2
9/14/19	Buffalo	23-30-0	325	4
9/21/19	Hampton	10-16-0	319	2

Career 100+ Yard Rushing Games

#23 Frankie Hickson (7)

Date	Opponent	No.	Yds	TD
9/10/16	Jacksonville	14	116	2
10/6/18	New Mexico State	24	155	1
10/20/18	Idaho State	22	133	3
11/3/18	UMass	27	133	2
11/24/18	New Mexico State	27	116	0
12/1/18	Norfolk State	17	100	1
9/7/19	Louisiana	18	133	1

#4 Brandon Robinson (1)

Date	Opponent	No.	Yds	TD
9/21/19	Hampton	7	105	2

#25 Peyton Pickett (1)

Date	Opponent	No.	Yds	TD
11/11/18	Virginia	17	117	1

Career 100+ Yard Receiving Games

#11 Antonio Gandy-Golden (13)

Date	Opponent	No.	Yds	TD
9/2/17	Baylor	13	192	2
9/16/17	Indiana State	7	171	1
9/23/17	Jacksonville State	7	126	0
10/21/17	Monmouth	9	127	2
10/28/17	Gardner-Webb	4	123	1
11/18/17	Charleston Southern	10	113	2
9/29/18	New Mexico	11	245	1
10/6/18	New Mexico State	7	115	1
10/20/18	Idaho State	10	142	2
11/3/18	UMass	9	205	2
8/31/19	Syracuse	6	119	0
9/14/19	Buffalo	8	174	2
9/21/19	Hampton	4	181	2

#5 DJ Stubbs (3)

Date	Opponent	No.	Yds	TD
9/1/18	Old Dominion	7	155	1
10/6/18	New Mexico State	11	115	0
10/20/18	Idaho State	8	108	0

#7 Damian King (2)

Date	Opponent	No.	Yds	TD
10/28/17	Gardner-Webb	8	108	1
9/8/18	Army	8	172	1

LIBERTY'S 2019 SCORING DRIVES

Opponent	Plays-Yds.	TOP	Qtr	Scoring Play
Syracuse	N/A			
Louisiana	8-75	4:06	1	12-yard TD pass Calvert to Stubbs
Louisiana	3-89	1:15	2	66-yard TD run for Hickson
Buffalo	5-75	1:17	1	19-yard TD pass Calvert to Bollinger
Buffalo	7-74	2:39	2	33-yard TD pass Calvert to Shaa
Buffalo	8-71	3:45	2	36-yard TD pass Calvert/Gandy-Golden
Buffalo	3-31	0:35	2	1-yard TD run for Hickson
Buffalo	1-55	0:11	3	55-yard TD pass Calvert/Gandy-Golden
Hampton	4-64	1:14	1	2-yard TD run for Hickson
Hampton	7-80	1:47	1	2-yard TD run for Robinson
Hampton	1-73	0:10	1	73-yard TD pass Calvert/Gandy-Golden
Hampton	2-6	0:20	1	1-yard TD run for Pickett
Hampton	0-0	0:00	2	45-yard INT return by Espinoza, Jr.
Hampton	5-43	2:22	2	29-yard TD pass Calvert/Gandy-Golden
Hampton	3-75	0:59	3	3-yard TD run for Mack
Hampton	5-76	2:15	3	75-yard TD run for Robinson
Hampton	4-75	2:12	4	59-yard TD run for Henderson

Longest scoring drive (plays) - 8 vs. Louisiana (09-07-19); 8 vs. Buffalo (09-14-19)
 Longest scoring drive (yards) - 89 vs. Louisiana (09-07-19)
 Longest scoring drive (time) - 4:06 vs. Louisiana (09-07-19)
 Shortest scoring drive (plays) - 1 vs. Buffalo (09-14-19); vs. Hampton (09-21-19)
 Shortest scoring drive (yards) - 6 vs. Hampton (09-21-19)
 Shortest scoring drive (time) - 0:10 vs. Hampton (09-21-19)

2019 Pass Plays of 20+ Yards (17)

Quarterback	No.	Long
#12 Stephen Calvert	17	73

Receiver	No.	Long
#11 Antonio Gandy-Golden	9	73
#2 Kevin Shaa	3	33
#7 Damian King	3	26
#5 DJ Stubbs	2	47

2019 Run Plays of 20+ Yards (4)

Rusher	No.	Long
#4 Brandon Robinson	1	75
#20 Troy Henderson	1	59
#23 Frankie Hickson	1	66
#34 Joshua Mack	1	22

2019 TURNOVER TABLE

2019	Takeaways	Pts.	Giveaways	Pts.
Syracuse	3	0	4	10
Louisiana	2	7	1	0
Buffalo	0	0	0	0
Hampton	1	6	1	7
Total	6	13	6	17

LU Turnover Margin: Even
 LU TO Scoring Margin: -1 (LU 2-of-6, Opp 3-of-6)

LIBERTY TEAM

50+ Points	62 vs. Hampton, Sept. 21, 2019
60+ Points	62 vs. Hampton, Sept. 21, 2019
70+ Points	73 vs. Kentucky Wesleyan, Sept. 28, 2013
Was shut out	vs. Syracuse, Aug. 31, 2019 (0-24)
Shut a team out at home	Gardner-Webb, Oct. 25, 2014 (34-0)
Shut out a conf. opponent at home	Gardner-Webb, Oct. 25, 2014 (34-0)
Shut a team out on the road	Presbyterian, Nov. 5, 2016 (16-0)
Shut out a conf. opponent on the road	Presbyterian, Nov. 5, 2016 (16-0)
Overtime game	at UMass, Nov. 3, 2018 (lost 59-62 in 3OT)
30+ first downs	31 at UMass, Nov. 3, 2018
50+ rushing attempts	51 at UMass, Nov. 3, 2018
60+ rushing attempts	61 vs. Charleston So., Oct. 30, 2004
200+ Yards Rushing	256 vs. Hampton, Sept. 21, 2019
300+ Yards Rushing	308 vs. Norfolk State, Dec. 1, 2018
400+ Yards Rushing	429 at Presbyterian, Oct. 13, 2012
Less than 100 Yards Rushing	76 vs. Buffalo, Sept. 14, 2019
Less than 50 Yards Rushing	-4 vs. Syracuse, Aug. 31, 2019
Less than 25 Yards Rushing	-4 vs. Syracuse, Aug. 31, 2019
50+ pass attempts	54 at New Mexico State, Oct. 6, 2018
60+ pass attempts	60 at Baylor, Sept. 2, 2017
300+ Yards Passing	319 vs. Hampton, Sept. 21, 2019
400+ Yards Passing	472 at New Mexico, Sept. 29, 2018
Less than 100 Yards Passing	79 at Auburn, Nov. 17, 2018
500+ Yards Total Offense	575 vs. Hampton, Sept. 21, 2019
600+ Yards Total Offense	628 vs. Presbyterian, Nov. 11, 2017
Less than 200 Yards Total Offense	134 at Auburn, Nov. 17, 2018
Less than 150 Yards Total Offense	134 at Auburn, Nov. 17, 2018
90+ offensive plays	96 at New Mexico State, Oct. 6, 2018
Forced 5 Turnovers	5 vs. Stony Brook, Nov. 17, 2012
Intercepted 4 Passes	4 at New Mexico, Sept. 29, 2018
Had 0 Turnovers	vs. Buffalo, Sept. 14, 2019

LIBERTY INDIVIDUAL RUSHING

100+ Yards Rushing	105, Brandon Robinson vs. Hampton, Sept. 21, 2019
150+ Yards Rushing	151, Kentory Matthews vs. Norfolk State, Dec. 1, 2018
200+ Yards Rushing	220, Rashad Jennings at Youngstown St., Sept. 27, 2008
QB Rushed for 100 Yards	105, Brandon Robinson vs. Hampton, Sept. 21, 2019
Two Players with 100+ Yards Rushing	151, Kentory Matthews and 100, Frankie Hickson vs. Norfolk State, Dec. 1, 2018
Three Players with 100+ Yards Rushing	Never
Had a run of 50+ yards	59, Troy Henderson vs. Hampton, Sept. 21, 2019
Had a run of 60+ yards	75, Brandon Robinson vs. Hampton, Sept. 21, 2019
Had a run of 70+ yards	75, Brandon Robinson vs. Hampton, Sept. 21, 2019
Had a run of 80+ yards	82, Danny Broggin vs. Coastal Carolina, Oct. 17, 2009
Had 30+ Rushing Attempts	30, Carrington Mosley vs. Duquesne, Nov. 4, 2017
Had 35+ Rushing Attempts	35, D.J. Abnar at Coastal Carolina, Nov. 22, 2014
Had 40+ Rushing Attempts	40, Eugene Goodman vs. Hofstra, Nov. 22, 2003
3+ Rushing Touchdowns	4, Kentory Matthews vs. Norfolk State, Dec. 1, 2018
4+ Rushing Touchdowns	4, Kentory Matthews vs. Norfolk State, Dec. 1, 2018
5+ Rushing Touchdowns	5, Kim Raynor vs. Ferrum, Nov. 3, 1979

LIBERTY INDIVIDUAL PASSING

300+ Yards Passing	319, Stephen Calvert vs. Hampton, Sept. 21, 2019
400+ Yards Passing	417, Stephen Calvert at New Mexico, Sept. 29, 2018
Had 30+ Completions	32, Stephen Calvert vs. Idaho State, Oct. 20, 2018
Had 40+ Completions	44, Stephen Calvert at Baylor, Sept. 2, 2017
Had 40+ Attempts	48, Stephen Calvert vs. Idaho State, Oct. 20, 2018
Had 50+ Attempts	54, Stephen Calvert at New Mexico St., Oct. 6, 2018
Had 60+ Attempts	60, Stephen Calvert at Baylor, Sept. 2, 2017
50+ Yard Pass	60, Stephen Calvert vs. Hampton, Sept. 21, 2019
80+ Yard Pass	80, Josh Woodrum vs. Kennesaw State, Oct. 24, 2015
90+ Yard Pass	91, Biff Parson at Charleston So., Nov. 10, 2001
Had 3+ TD Passes	4, Stephen Calvert vs. Buffalo, Sept. 14, 2019
Had 4+ TD Passes	4, Stephen Calvert vs. Buffalo, Sept. 14, 2019
Had 5+ TD Passes	5, Stephen Calvert at Monmouth, Oct. 21, 2017
Had 6+ TD Passes	6, Phil Basso vs. Mars Hill, Oct. 6, 1984

LIBERTY INDIVIDUAL RECEIVING

Caught 10+ Passes	10, Antonio Gandy-Golden vs. Idaho State, Oct. 20, 2018
Two Players Caught 10+ Passes	13, Antonio Gandy-Golden and 10, Damian King at Baylor, Sept. 2, 2017
100+ Yards Receiving	181, Antonio Gandy-Golden vs. Hampton, Sept. 21, 2019
200+ Yards Receiving	205, Antonio Gandy-Golden at UMass, Nov. 3, 2018
Two Players with 100+ Yards Receiving	142, Antonio Gandy-Golden and 108, DJ Stubbs vs. Idaho State, Oct. 20, 2018
Three Players with 100+ Yards Receiving	129, Chris Summers, 115, Pat Kelly and 110, B.J. Hayes vs. St. Francis, Pa., Sept. 4, 2010
Had 2+ TD Catches	2, Antonio Gandy-Golden vs. Hampton, Sept. 21, 2019
Had 3+ TD Catches	3, Antonio Gandy-Golden vs. Old Dominion, Sept. 1, 2018
100+ Yards Receiving by a TE	110, Tommy Shaver at Gardner-Webb, Oct. 8, 2011
100+ Yards Receiving by a RB	128, D.J. Jordan vs. Charleston So., Nov. 11, 2000
50+ Yard Reception	60, Antonio Gandy-Golden vs. Hampton, Sept. 21, 2019
80+ Yard Reception	80, Darrin Peterson vs. Kennesaw State, Oct. 24, 2015
90+ Yard Reception	91, Travis Burns vs. Charleston So., Nov. 10, 2001

LIBERTY INDIVIDUAL DEFENSE

Had 10+ Tackles	11, Tillmon and 10, Benton vs. Buffalo, Sept. 14, 2019
Had 15+ Tackles	15, Jimmy O'Grady vs. Kennesaw State, Oct. 24, 2015
Had 2+ Interceptions	2, Isaac Steele at New Mexico, Sept. 29, 2018
Had 3+ Interceptions	3, Jeremy Peters at Gardner-Webb, Oct. 28, 2017
INT Return for a TD	45, Cenece Espinoza, Jr. vs. Hampton, Sept. 21, 2019
Fumble Return for a TD	21, Khaleb Coleman at UMass, Nov. 3, 2018
Had 4+ Tackles for Loss	5, Jessie Lemonier vs. Idaho State, Oct. 20, 2018
Had 5+ Tackles for Loss	5, Jessie Lemonier vs. Idaho State, Oct. 20, 2018
Had 2+ Sacks	3, Jessie Lemonier vs. Buffalo, Sept. 14, 2019
Had 3+ Sacks	3, Jessie Lemonier vs. Buffalo, Sept. 14, 2019
Blocked a Punt	Corbin Jackson at New Mexico, Sept. 29, 2018
Blocked a FG	Dia Vante Brown at Gardner-Webb, Oct. 28, 2017
Blocked a PAT	Tolen Avery vs. St. Francis (Pa.), Sept. 30, 2017
Recorded a Safety	vs. Jacksonville State, Sept. 24, 2016

LIBERTY INDIVIDUAL MISCELLANEOUS

KR for a TD	99, Frankie Hickson at Kennesaw State, Oct. 15, 2016
Game-Opening KR for a TD	85, Danny Broggin vs. Gardner-Webb, Nov. 6, 2010
PR for a TD	71, Zac Parker at Gardner-Webb, Oct. 10, 2015
Returned a Blocked Punt for a TD	30, Andrew Jauch blocked & returned vs. Kentucky Wesleyan, Sept. 28, 2013
Returned a Blocked FG for a TD	59, Erick Harris blocked and Jordan Alford returned vs. Elon, Nov. 20, 2004
Returned a PAT for a score	Seth Reichart blocked and Kevin Moon returned for the defensive 2-point conversion at Chattanooga, Nov. 13, 2004
Scored 4+ TDs in a game	4, Kentory Matthews vs. Norfolk St., Dec. 1, 2018
Passed for multiple TD's and Rushed for multiple TD's	Stephen Calvert 2 passing TD's/2 rushing TD's at New Mexico State, Oct. 6, 2018
Passed for 200 Yards & Rushed for 100	Mike Brown, 334 passing/160 rushing vs. Stony Brook, Nov. 20, 2010
Passed for 300 Yards & Rushed for 100	Mike Brown, 334 passing/160 rushing vs. Stony Brook, Nov. 20, 2010
300-yd Passer, 100-yd Rusher, 100-yd Receiver	Stephen Calvert, 319 passing Brandon Robinson, 105 rushing Antonio Gandy-Golden, 181 receiving vs. Hampton, Sept. 21, 2019
100-yd Rusher, 100-yd Receiver	Brandon Robinson, 105 rushing Antonio Gandy-Golden, 181 receiving vs. Hampton, Sept. 21, 2019
Punted the Ball 60+ Yards	73, Aidan Alves vs. Hampton, Sept. 21, 2019
Punted the Ball 70+ Yards	73, Aidan Alves vs. Hampton, Sept. 21, 2019
Made a 50+ Yard FG	51, Alex Probert vs. New Mexico State, Nov. 24, 2018
Made 3+ FG	3, Alex Probert vs. Morehead State, Sept. 9, 2017
Made 4+ FG	4, Alex Probert at Baylor, Sept. 2, 2017

Syracuse (0-1)

8/31/19 L 0-24 Lynchburg

Liberty is 0-7 all-time vs. ACC opponents.

0-1 vs. NC State
0-1 vs. North Carolina
0-1 vs. Syracuse
0-1 vs. Virginia
0-1 vs. Virginia Tech
0-2 vs. Wake Forest

Future Scheduled Games vs. Syracuse:

10/17/20 Syracuse, N.Y.
9/25/21 Syracuse, N.Y.

Louisiana (0-1)

9/7/19 L 14-35 Lafayette, La.

Liberty is 3-1 all-time vs. Sun Belt opponents.

1-0 vs. Appalachian State
1-0 vs. Georgia State
0-1 vs. Louisiana
1-0 vs. Troy

Future Scheduled Games vs. Louisiana:

11/20/21 Lynchburg

Buffalo (2-0)

10/24/98 W 27-24 Lynchburg
9/14/19 W 35-17 Lynchburg

*Liberty is 3-9 all-time vs. MAC opponents **

0-1 vs. Akron
1-0 vs. Ball State
0-1 vs. Bowling Green
1-0 vs. Buffalo *
1-0 vs. Eastern Michigan
0-2 vs. Kent State
0-1 vs. Marshall
0-3 vs. Toledo
0-1 vs. UCF

* Liberty's first meeting with Buffalo came during the Bulls' final season as an FCS independent.

Future Scheduled Games vs. Buffalo:

9/16/23 Buffalo, N.Y.

Liberty in Overtime (6-9 record)

9/21/96	at Morgan State	L, 28-34
10/12/97	Hampton	L, 27-33
10/3/98	Charleston So.	W, 28-21
10/24/98	Buffalo	W, 27-24
11/2/02	Eastern Kentucky	L, 28-35
11/22/03	Hofstra	W, 49-42
10/22/05	Coastal Carolina	L, 21-27 (30T)
9/15/07	at William & Mary	L, 41-48 (20T)
10/29/11	Presbyterian	W, 27-20 (20T)
10/19/13	Coastal Carolina	L, 52-55 (20T)
10/4/14	Richmond	L, 39-46 (20T)
10/11/14	at Appalachian St.	W, 55-48
10/17/15	at Monmouth	L, 17-20
10/29/16	Gardner-Webb	W, 23-20
11/3/18	at UMass	L, 59-62 (30T)

Hampton (5-2)

9/1/79 W 41-20 Lynchburg
11/15/80 W 51-18 Lynchburg
11/4/95 W 28-14 Lynchburg
11/2/96 W 34-30 Hampton, Va.
10/11/97 L 27-33 Lynchburg
10/10/98 L 0-21 Hampton, Va.
9/21/19 W 62-27 Lynchburg

Liberty is 56-23 all-time vs. Big South opponents.

11-5 vs. Charleston Southern

7-6 vs. Coastal Carolina

0-1 vs. Elon

11-5 vs. Gardner-Webb

1-0 vs. Hampton

2-1 vs. Kennesaw State

2-2 vs. Monmouth

9-0 vs. Presbyterian

3-2 vs. Stony Brook

10-1 vs. VMI

(Liberty's previous meetings with Hampton came prior to the Pirates joining the Big South.)

New Mexico (1-0)

9/29/18 W 52-43 Albuquerque, N.M.
9/28/19 Lynchburg

Liberty is 1-0 all-time vs. Mountain West opponents.

1-0 vs. New Mexico

New Mexico State (1-1)

10/6/18 L 41-49 Las Cruces, N.M.
11/24/18 W 28-21 Lynchburg
10/5/19 Las Cruces, N.M.
11/30/19 Lynchburg

Liberty is 1-7 all-time vs. FBS independents.

0-1 vs. Army

0-0 vs. BYU

1-1 vs. New Mexico State

0-1 vs. Northern Illinois

0-1 vs. Old Dominion

0-1 vs. UCF

0-1 vs. UMass

0-1 vs. USF

Future Scheduled Games vs. New Mexico State:

11/26/22 Lynchburg

Maine (0-1)

10/10/92 L 20-42 Orono, Maine
10/19/19 Lynchburg

Liberty is 3-24 all-time vs. CAA opponents.

1-6 vs. Hofstra

1-6 vs. James Madison

0-1 vs. Maine

0-2 vs. Richmond

0-2 vs. Towson

1-3 vs. Villanova

0-4 vs. William & Mary

Rutgers (First Meeting)

10/26/19 Piscataway, N.J.

Liberty is 0-0 all-time vs. Big Ten opponents.

0-0 vs. Rutgers

UMass (0-1)

11/3/18 L 59-62 (30T) Amherst, Mass.
11/2/19 Amherst, Mass.

Liberty is 1-7 all-time vs. FBS independents.

0-1 vs. Army

0-0 vs. BYU

1-1 vs. New Mexico State

0-1 vs. Northern Illinois

0-1 vs. Old Dominion

0-1 vs. UCF

0-1 vs. UMass

0-1 vs. USF

Future Scheduled Games vs. UMass:

11/28/20 Lynchburg
11/6/21 Lynchburg
10/29/22 Amherst, Mass.
11/11/23 Lynchburg
11/16/24 Amherst, Mass.
11/1/25 Lynchburg

BYU (First Meeting)

11/9/19 Provo, Utah

Liberty is 1-7 all-time vs. FBS independents.

0-1 vs. Army

0-0 vs. BYU

1-1 vs. New Mexico State

0-1 vs. Northern Illinois

0-1 vs. Old Dominion

0-1 vs. UCF

0-1 vs. UMass

0-1 vs. USF

Future Scheduled Games vs. BYU:

10/22/22 Lynchburg

Virginia (0-1)

11/10/18 L 24-45 Charlottesville, Va.
11/23/19 Charlottesville, Va.

Liberty is 0-7 all-time vs. ACC opponents.

0-1 vs. NC State

0-1 vs. North Carolina

0-1 vs. Syracuse

0-1 vs. Virginia

0-1 vs. Virginia Tech

0-2 vs. Wake Forest

Next Three Future Scheduled Games vs. Virginia:

11/7/20 Charlottesville, Va.
9/11/27 Lynchburg
9/15/29 Lynchburg

GAME 1: SYRACUSE

No. 22 SYRACUSE **24**
LIBERTY **0**

Aug. 31, 2019 at Williams Stadium (att.: 21,671)

SCORING	1	2	3	4	T
Syracuse	3	7	7	7	24
Liberty	0	0	0	0	0

**SCORING SUMMARY:
FIRST QUARTER**

1:45 SU Szmyt 45 yard field goal

SECOND QUARTER

10:33 SU Adams 2 yard run (Szmyt)

THIRD QUARTER

6:27 SU Howard 1 yard run (Szmyt)

FOURTH QUARTER

12:35 SU Neal 42 yard run (Szmyt)

TEAM STATS	SU	LIBERTY
FIRST DOWNS	17	18
RUSHES-YARDS (NET)	44-192	34-(-4)
PASSING YDS (NET)	176	238
Passes Comp-Att-Int	17-35-2	21-42-2
TOTAL OFFENSE PLAYS-YARDS	79-368	76-234
Punt Returns-Yards	3-41	3-2
Kickoff Returns-Yards	0-0	3-48
Interception Returns-Yards	2-10	2-0
Punts (Number-Avg)	6-49.2	8-43.9
Fumbles-Lost	1-1	3-2
Penalties-Yards	10-88	5-55
Possession Time	31:03	28:57
Third-Down Conversions	8 of 19	3 of 16
Fourth-Down Conversions	2 of 4	0 of 1
Red-Zone Scores-Chances	2-3	0-2
Sacks By: Number-Yards	8-51	2-7

INDIVIDUAL STATS

RUSHING: Liberty-Hickson, F. 11-39; Pickett, P. 5-11; Henderson, T. 3-5; Mack, J. 2-2; Bennett, J. 1-2; Team 3-(-2); Stubbs, D. 1-(-12); Calvert 10-(-39)
Syracuse-Neal 14-89; Adams 14-49; Howard 9-32; DeVito 6-21; Elmore 1-1

PASSING: Liberty-Calvert, S. 20-39-2-234; Bennett, J. 1-3-0 4; Stubbs, D.-0-0-0-0
Syracuse-DeVito, T. 17-35-2-176

RECEIVING: Liberty-Gandy-Golden, A. 6-119; Stubbs, D. 5-47; Coleman, K. 3-25; Shaa, K. 2-13; Pickett, P. 2-(-1); King, D. 1-23; Hickson, F. 1-8; Douglas, D. 1-4
Syracuse-Neal, M. 3-54; Riley, S. 3-26; Jackson, T. 3-21; Johnson, N. 3-7; Adams, A. 2-29; Harris, T. 1-31; Hackett, A. 1-5; Howard, J. 1-3

GAME 2: AT LOUISIANA

LIBERTY **14**
LOUISIANA **35**

Sept. 7, 2019 at Cajun Field (att.: 16,231)

SCORING	1	2	3	4	T
Liberty	7	7	0	0	14
Louisiana	7	14	14	0	35

**SCORING SUMMARY:
FIRST QUARTER**

10:54 LU Stubbs 12 yard pass from Calvert (Probert)
0:36 UL Lewis 19 yard run (Artigue)

SECOND QUARTER

9:18 LU Hickson 66 yard run (Probert)
8:52 UL Ragas 75 yard run (Artigue)
0:21 UL Bradley 2 yard pass from Lewis (Artigue)

THIRD QUARTER

12:37 UL Bradley 58 yard pass from Lewis (Artigue)
4:50 UL Mitchell 1 yard run (Artigue)

FOURTH QUARTER

None

TEAM STATS	LIBERTY	UL
FIRST DOWNS	20	26
RUSHES-YARDS (NET)	28-142	46-407
PASSING YDS (NET)	219	186
Passes Comp-Att-Int	22-39-1	16-25-1
TOTAL OFFENSE PLAYS-YARDS	67-361	71-593
Punt Returns-Yards	0-0	3-(-29)
Kickoff Returns-Yards	3-195	0-0
Interception Returns-Yards	1-0	1-5
Punts (Number-Avg)	5-35.8	1-39.0
Fumbles-Lost	0-0	2-1
Penalties-Yards	9-42	4-49
Possession Time	29:17	30:43
Third-Down Conversions	2 of 11	6 of 12
Fourth-Down Conversions	1 of 4	1 of 2
Red-Zone Scores-Chances	1-2	3-5
Sacks By: Number-Yards	2-15	3-26

INDIVIDUAL STATS

RUSHING: Liberty-Hickson, F. 18-133; Mack, J. 6-36; Team 1-(-1); Calvert, S. 3-(-26)
Louisiana-Ragas, T. 9-129; Calias, R. 8-111; Mitchell, E. 15-74; Smith, C. 5-50; Lewis, L. 6-25; Wisham, T.J. 3-18

PASSING: Liberty-Calvert, S. 21-37-1-212; Bennett, J. 1-2-0 7
Louisiana-Lewis, L. 15-23-1-179; Magalei, J. 1-2-0 7

RECEIVING: Liberty-Gandy-Golden, A. 6-70; Stubbs, DJ 5-52; King, D 5-29; Shaa, K. 3-47; Hickson, F. 1-8; Coleman, K. 1-7; Huntley, J. 1-6.
Louisiana-Bradley, J. 6-110; Bell, J. 3-16; LaBlanc, J. 2-10; Johnson, N. 1-19; Allen, C. 1-9; Ragas, T. 1-8; Williams, J. 1-7; Pauley, D. 1-7

GAME 3: BUFFALO

LIBERTY **35**
BUFFALO **17**

Sept. 14, 2019 at Williams Stadium (att.: 14,584)

SCORING	1	2	3	4	T
Buffalo	0	7	3	7	17
Liberty	7	21	7	0	35

**SCORING SUMMARY:
FIRST QUARTER**

13:43 LU Bollinger 19 yard pass from Calvert (Probert)

SECOND QUARTER

14:56 UB McDuffie 13 yard pass from Myers (McNulty)
12:12 LU Shae 33 yard pass from Calvert (Probert)
6:09 LU G.-Golden 36 yard pass from Calvert (Probert)
3:24 LU Hickson 1 yard run (Probert)

THIRD QUARTER

3:36 UB McNulty 45 yard field goal
0:15 LU G.-Golden 55 yard pass from Calvert (Probert)

FOURTH QUARTER

6:09 UB Burniston 5 yard pass from Myers (McNulty)

TEAM STATS	LIBERTY	UB
FIRST DOWNS	22	26
RUSHES-YARDS (NET)	27-76	44-206
PASSING YDS (NET)	325	167
Passes Comp-Att-Int	23-30-0	15-33-0
TOTAL OFFENSE PLAYS-YARDS	57-401	77-373
Punt Returns-Yards	0-0	1-6
Kickoff Returns-Yards	1-20	3-44
Interception Returns-Yards	0-0	0-0
Punts (Number-Avg)	4-38.0	3-27.3
Fumbles-Lost	0-0	0-0
Penalties-Yards	7-85	8-79
Possession Time	28:09	31:51
Third-Down Conversions	5 of 9	6 of 15
Fourth-Down Conversions	0 of 0	1 of 3
Red-Zone Scores-Chances	2-3	3-4
Sacks By: Number-Yards	3-21	2-18

INDIVIDUAL STATS

RUSHING: Liberty - Mack, J. 9-59; Hickson, F. 12-25; Pickett, P. 2-13; Team 2-(-3); Calvert, S. 2-(-18)
Buffalo - Marks, K. 18-108; Patterson, J. 17-69; Myers, M. 9-29.

PASSING: Liberty - Calvert, S. 23-30-0-325
Buffalo - Myers, M. 15-33-0, 167

RECEIVING: Liberty - Gandy-Golden, A. 8-174; Shaa, K. 5-67; Louis, S. 2-15; Barrett, C. 2-10; Bollinger, M. 1-19; King, D. 1-15; Coleman, K. 1-15; Foutz, Z. 1-9; Stubbs, DJ 1-2; Pickett, P. 1-(-1)
Buffalo - Nunn, A. 4-49; Johnson, M. 2-40; McDuffie 2-17; Marks, K. 2-4; Lee, D. 1-16; Overton, T. 1-16; Smith, L. 1-14; Patterson, J. 1-6; Burnington, C. 1-5

GAME 4 : HAMPTON

LIBERTY **62**
HAMPTON **27**
Sept. 21, 2019 at Williams Stadium (att.: 18,944)

SCORING	1	2	3	4	T
Hampton	12	0	8	7	27
Liberty	27	14	7	14	62

SCORING SUMMARY:

FIRST QUARTER

13:46 LU Hickson 2 yard run (Probert kick failed)
7:01 LU Robinson 2 yard run (Prober)
4:26 HU Woodcock fumble recovery (Bradley pass failed)
4:02 LU G.-Golden 73 yard pass from Calvert (Probert)
2:18 HU Bonds 28 yard pass from Francois (Oraha: failed)
1:50 LU Pickett 1 yard run (Probert)

SECOND QUARTER

9:33 LU Espinoza 45 yard INT return (Probert)
1:04 LU G.-Golden 29 yard pass from Calvert (Probert)

THIRD QUARTER

11:57 HU Dana 25 yard pass from Francois (McKenzie pass)
10:58 LU Mack 3 yard run (Probert)

FOURTH QUARTER

13:02 LU Robinson 75 yard run (Probert)
10:05 HU Bonds 53 yard pass from Francois (Lomax)
7:53 LU Henderson 59 yard run (Probert)

TEAM STATS	LIBERTY	HU
FIRST DOWNS	21	18
RUSHES-YARDS (NET)	38-256	37-113
PASSING YDS (NET)	319	292
Passes Comp-Att-Int	10-17-0	20-26-1
TOTAL OFFENSE PLAYS-YARDS	55-575	63-405
Punt Returns-Yards	5-(-1)	1-1
Kickoff Returns-Yards	3-110	2-21
Interception Returns-Yards	1-45	0-0
Punts (Number-Avg)	4-45.5	8-46.2
Fumbles-Lost	2-1	2-0
Penalties-Yards	6-65	5-36
Possession Time	24:14	35:46
Third-Down Conversions	4 of 9	2 of 11
Fourth-Down Conversions	0 of 0	0 of 1
Red-Zone Scores-Chances	404	0-0
Sacks By: Number-Yards	2-15	2-15

INDIVIDUAL STATS

RUSHING: Liberty - Robinson, B. 7-105; Henderson, T. 4-63; Mack, J. 10-55; Boyd, F. 4-21; Pickett, P. 6-19; Hickson, F. 5-6; Louis, S. 1-(-5); Calvert, S. 1-(-8).
Hampton - Robinson, W. 5-34; Bell, R. 9-32; McKenzie S. 9-29; Eason, W. 5-29; Bradley, A. 2-13; Graham, A. 1-2; Herriott, R. 1-(-1); Francios, D. 4-(-10); Team 1-(-15).

PASSING: Liberty - Calvert, S. 10-16-0-319; Robinson, B. 0-1-0, 0; Hampton - Francios D., 19-25-1, 288; Bradley, A. 1-1-0, 4.

RECEIVING: Liberty - Gandy-Golden, A. 4-181; Shaa, K. 3-49; Stubbs, DJ 2-66; King, D. 1-23.
Hampton - Bonds, J. 8-144; Dana, A. 4-43; Stanley, J. 2-33; Bell, R. 2-10; Catlett, K. 1-46; Paul, M. 1-7.
Robinson, W. 1-5; Lewis, C. 1-4.

GAME 5: NEW MEXICO

GAME 6: AT NEW MEXICO STATE

NCAA Statistics

Liberty - 2019-20 Football Ranking Summary thru games 09/21/2019

Statistic	National Rank	Conference Rank	Value	National Leader	Value	Conference Leader	Value
3rd Down Conversion Pct (130 ranked)	117	5	0.311	Baylor	0.618	Army West Point	0.451
3rd Down Conversion Pct Defense (130 ranked)	71	3	0.379	Wisconsin	0.105	Notre Dame	0.318
4th Down Conversion Pct (122 ranked)	117	6	0.200	14 teams tied	1.000	Army West Point	0.875
4th Down Conversion Pct Defense (125 ranked)	43	1	0.400	9 teams tied	0.000	Notre Dame Massachusetts Liberty	0.400 0.400 0.400
Blocked Kicks (13 ranked)				Penn St. Ohio St. Northern Ill.	3 3 3		
Blocked Kicks Allowed (130 ranked)	1	1	0	96 teams tied	0	5 teams tied	0
Blocked Punts (5 ranked)				Penn St.	3		
Blocked Punts Allowed (113 ranked)	1	1	0	112 teams tied	0	6 teams tied	0
Completion Percentage (130 ranked)	87	5	0.594	Oklahoma	0.779	New Mexico St.	0.633
Defensive TDs (2 ranked)				Missouri	4		
Fewest Penalties (130 ranked)	94	4	27	Rice	7	New Mexico St.	18
Fewest Penalties Per Game (130 ranked)	80	3	6.75	Rice	1.75	New Mexico St.	4.50
Fewest Penalty Yards (130 ranked)	98	5	247	Rice	42	New Mexico St.	139
Fewest Penalty Yards Per Game (130 ranked)	88	5	61.75	Rice	10.50	New Mexico St.	34.75
First Downs Defense (130 ranked)	99	3	87	Navy	24	Army West Point	58
First Downs Offense (130 ranked)	63	2	81	Ohio St.	115	Army West Point	84
Fumbles Lost (130 ranked)	69	3	3	7 teams tied	0	Massachusetts	0
Fumbles Recovered (96 ranked)	65	3	2	4 teams tied	7	Army West Point	6
Kickoff Return Defense (130 ranked)	9	1	13.00	Penn St. Tennessee	0.00 0.00	Liberty	13.00
Kickoff Returns (128 ranked)	56	5	21.56	New Mexico St.	49.00	New Mexico St.	49.00
Net Punting (130 ranked)	73	4	37.67	Kentucky	47.93	Notre Dame	42.14
Passes Had Intercepted (130 ranked)	64	3	3	14 teams tied	0	Army West Point	1
Passes Intercepted (111 ranked)	29	2	4	Arizona	8	BYU	5
Passing Offense (130 ranked)	42	2	275.3	Washington St.	499.5	Notre Dame	300.7
Passing Yards Allowed (130 ranked)	46	3	205.3	Memphis	110.0	Notre Dame	157.3
Passing Yards per Completion (130 ranked)	23	3	14.49	Army West Point	24.25	Army West Point	24.25
Punt Return Defense (130 ranked)	69	3	6.63	FIU Appalachian St.	-2.25 -2.25	Notre Dame	-0.33
Punt Returns (130 ranked)	125	5	0.13	UCLA	37.33	Massachusetts	14.00
Red Zone Defense (119 ranked)	16	2	0.667	Wisconsin	0.400	Army West Point	0.625
Red Zone Offense (130 ranked)	125	6	0.636	12 teams tied	1.000	Notre Dame	1.000
Rushing Defense (130 ranked)	121	4	229.5	Wisconsin	27.0	Army West Point	104.5
Rushing Offense (130 ranked)	107	4	117.5	Navy	371.5	Army West Point	293.5
Sacks Allowed (130 ranked)	124	6	3.75	New Mexico	0.00	Army West Point	1.25
Scoring Defense (130 ranked)	69	3	25.8	Wisconsin	4.7	Army West Point	16.3
Scoring Offense (129 ranked)	82	3	27.8	LSU	57.8	Notre Dame	39.3
Tackles for Loss Allowed (129 ranked)	95	5	7.00	Duke	2.33	Army West Point	3.50
Team Passing Efficiency (130 ranked)	59	2	144.99	Oklahoma	244.66	Notre Dame	166.46
Team Passing Efficiency Defense (130 ranked)	56	3	127.78	Wisconsin	75.73	Notre Dame	95.12
Team Sacks (130 ranked)	66	1	2.25	Virginia Florida	5.00 5.00	Liberty Army West Point	2.25 2.25
Team Tackles for Loss (130 ranked)	65	2	6.0	Illinois	11.5	Notre Dame	8.0
Time of Possession (130 ranked)	101	2	27:39	Wisconsin	38:31	Army West Point	32:54
Total Defense (130 ranked)	98	4	434.8	Wisconsin	171.3	Army West Point	287.8
Total Offense (130 ranked)	84	2	392.8	Oklahoma	676.7	Notre Dame	445.0
Turnover Margin (130 ranked)	59	3	0.00	Boston College	2.25	Notre Dame	1.67
Turnovers Gained (130 ranked)	42	3	6	4 teams tied	11	Army West Point	10
Turnovers Lost (130 ranked)	74	2	6	4 teams tied	1	Notre Dame	3
Winning Percentage (126 ranked)	70	3	0.500	23 teams tied	1.000	Army West Point	0.750

Statistic	Player	National Rank	Conference Rank	Value	National Leader	Value	Conference Leader	Value
All Purpose (199 ranked)	Antonio Gandy-Golden	17	1	136.0	Marvin Kinsey, Jr., Colorado St.	180.25	Antonio Gandy-Golden, Liberty	136.00
Blocked Kicks (1 ranked)					Keith Corbin, Houston Jalen McKie, Northern Ill. Jonathan Sutherland, Penn St.	2 2 2		
Combined Kick Returns (199 ranked)	Shedro Louis Khaleb Coleman	52 167	2 5	146 49	Isaiah Rodgers, Massachusetts	504	Isaiah Rodgers, Massachusetts	504
Completion Percentage (124 ranked)	Stephen Calvert	83	5	0.607	Joe Burrow, LSU	0.806	Josh Adkins, New Mexico St.	0.644
Completions Per Game (100 ranked)	Stephen Calvert	57	4	18.50	Anthony Gordon, Washington St.	34.25	Josh Adkins, New Mexico St.	25.75
Field Goal Percentage (107 ranked)					25 players tied	1.000	Jacob Oldroyd, BYU	0.909
Field Goals Per Game (123 ranked)					Keith Duncan, Iowa Jonathan Song, TCU	2.67 2.67	Jacob Oldroyd, BYU	2.50
Forced Fumbles (36 ranked)					Justin Rice, Fresno St. Demetrius Taylor, Appalachian St.	1.00 1.00	Elijah Riley, Army West Point	0.75
Fumbles Recovered (20 ranked)	Rion Davis Ceneca Espinoza, Jr.	20 20	2 2	1 1	Nu'umotu Falo, Colorado Jake Hansen, Illinois Rashad Smith, Fla. Atlantic	3 3 3	Kwabena Bonsu, Army West Point	2
Interceptions Per Game (139 ranked)	Bejour Wilson Ceneca Espinoza, Jr.	7 26	1 2	0.7 0.5	Bobby Brown, II, San Jose St. Jace Whittaker, Arizona	1.0 1.0	Bejour Wilson, Liberty	0.7
Kickoff Return TDs (2 ranked)					Jaylond Adams, Southern Miss.	2		
Kickoff Returns (68 ranked)	Shedro Louis	57	2	18.1	Malik Knowles, Kansas St. Joe Reed, Virginia	37.8 37.8	Isaiah Rodgers, Massachusetts	33.4
Passes Defended (45 ranked)					Kaleb Ford-Dement, Old Dominion Greg Newsome II, Northwestern	2.3 2.3	Isaiah Rodgers, Massachusetts	1.3
Passing Efficiency (124 ranked)	Stephen Calvert	49	2	149.7	Jalen Hurts, Oklahoma	250.2	Ian Book, Notre Dame	159.5
Passing TDs (91 ranked)	Stephen Calvert	36	2	7	Anthony Gordon, Washington St.	21	Ian Book, Notre Dame	8
Passing Yards (130 ranked)	Stephen Calvert	18	1	1,090	Anthony Gordon, Washington St.	1,894	Stephen Calvert, Liberty	1,090
Passing Yards Per Game (130 ranked)	Stephen Calvert	27	2	272.5	Anthony Gordon, Washington St.	473.5	Ian Book, Notre Dame	276.0
Passing Yards per Completion (124 ranked)	Stephen Calvert	13	1	14.73	Jalen Hurts, Oklahoma	17.96	Stephen Calvert, Liberty	14.73
Points Responsible For (196 ranked)	Stephen Calvert	66	3	42	Anthony Gordon, Washington St.	126	Ian Book, Notre Dame	60
Points Responsible For Per Game (191 ranked)	Stephen Calvert	93	3	10.5	Anthony Gordon, Washington St.	31.5	Ian Book, Notre Dame	20.0
Punt Return TDs (1 ranked)					21 players tied	1	Isaiah Rodgers, Massachusetts	1
Punt Returns (74 ranked)	DJ Stubbs	66	3	3.3	Jevon Holland, Oregon	24.5	Isaiah Rodgers, Massachusetts	14.0
Punting (83 ranked)	Aidan Alves	59	3	41.1	Michael Turk, Arizona St.	50.4	Payton Theisler, New Mexico St.	43.5
Receiving TDs (82 ranked)	Antonio Gandy-Golden	16	1	4	Easop Winston, Jr., Washington St.	8	Antonio Gandy-Golden, Liberty	4
Receiving Yards (198 ranked)	Antonio Gandy-Golden Kevin Shaa	1 182	1 6	544 176	Antonio Gandy-Golden, Liberty	544	Antonio Gandy-Golden, Liberty	544
Receiving Yards Per Game (200 ranked)	Antonio Gandy-Golden	1	1	136.0	Antonio Gandy-Golden, Liberty	136.0	Antonio Gandy-Golden, Liberty	136.0
Receptions Per Game (199 ranked)	Antonio Gandy-Golden	32	1	6.0	Devin Duvernay, Texas	9.8	Antonio Gandy-Golden, Liberty	6.0
Rush Yards Per Carry (175 ranked)	Frankie Hickson	128	4	4.20	Trey Ragas, Louisiana	10.43	Ty'Son Williams, BYU	5.39
Rushing TDs (55 ranked)	Frankie Hickson	55	2	3	Chuba Hubbard, Oklahoma St.	9	Josh Adkins, New Mexico St.	4
Rushing Yards (200 ranked)	Frankie Hickson	141	5	193	Chuba Hubbard, Oklahoma St.	642	Ty'Son Williams, BYU	264
Rushing Yards Per Game (199 ranked)	Frankie Hickson	171	7	48.3	Chuba Hubbard, Oklahoma St.	160.5	Connor Slomka, Army West Point	87.0
Sacks (115 ranked)	Jessie Lemonier	16	1	1.13	Oluwole Betiku Jr., Illinois Chase Young, Ohio St.	1.75 1.75	Jessie Lemonier, Liberty	1.13
Scoring (146 ranked)	Antonio Gandy-Golden	146	3	6.0	Jonathan Taylor, Wisconsin	20.0	Jacob Oldroyd, BYU	9.0
Solo Tackles (56 ranked)					Evan Weaver, California	10.0	Cole Christiansen, Army West Point	5.8
Tackles For Loss (65 ranked)	Jessie Lemonier	24	2	1.6	Garret Wallow, TCU	3.0	Drew White, Notre Dame	1.7
Total Interceptions (51 ranked)	Ceneca Espinoza, Jr. Bejour Wilson	7 7	1 1	2 2	6 players tied	3	4 players tied	2
Total Offense (200 ranked)	Stephen Calvert	54	3	249.8	Anthony Gordon, Washington St.	483.5	Ian Book, Notre Dame	324.3
Total Points Scored (112 ranked)	Antonio Gandy-Golden	112	2	24	Jonathan Taylor, Wisconsin	60	Jacob Oldroyd, BYU	36
Total Tackles (478 ranked)	Elijah Benton Jessie Lemonier Solomon Ajayi Brandon Tillmon	54 130 290 425	3 7 17 21	8.7 7.3 5.8 5.0	Evan Weaver, California	15.8	Cole Christiansen, Army West Point	9.8
Total Touchdowns (105 ranked)	Antonio Gandy-Golden Frankie Hickson	48 105	1 3	4 3	Jonathan Taylor, Wisconsin	10	Josh Adkins, New Mexico St. Antonio Gandy-Golden, Liberty	4 4
Yards per Pass Attempt (124 ranked)	Stephen Calvert	28	1	8.93	Jalen Hurts, Oklahoma	14.43	Stephen Calvert, Liberty	8.93
Yards per Reception (199 ranked)	Antonio Gandy-Golden	14	1	22.67	Kendall Parham, UAB	28.00	Antonio Gandy-Golden, Liberty	22.67

2019 Liberty University Football
LIBERTY Game Results (as of Sep 21, 2019)
All games

Date	Opponent		Score	Overall	Conference	Time	Attend
08-31-19	#22 SYRACUSE	L	0-24	0-1	0-0	3:08	21671
09-07-19	at Louisiana	L	14-35	0-2	0-0	3:17	16231
09-14-19	BUFFALO	W	35-17	1-2	0-0	3:04	14584
09-21-19	HAMPTON	W	62-27	2-2	0-0	3:16	18944

2019 Liberty University Football
LIBERTY Overall Team Statistics (as of Sep 21, 2019)
All games

Team Statistics	LIBERTY	OPP
SCORING	111	103
Points Per Game	27.8	25.8
Points Off Turnovers	14	16
FIRST DOWNS	81	87
Rushing	28	42
Passing	44	35
Penalty	9	10
RUSHING YARDAGE	470	918
Yards gained rushing	614	1025
Yards lost rushing	144	107
Rushing Attempts	127	171
Average Per Rush	3.7	5.4
Average Per Game	117.5	229.5
TDs Rushing	8	6
PASSING YARDAGE	1101	821
Comp-Att-Int	76-128-3	68-119-4
Average Per Pass	8.6	6.9
Average Per Catch	14.5	12.1
Average Per Game	275.2	205.2
TDs Passing	7	7
TOTAL OFFENSE	1571	1739
Total Plays	255	290
Average Per Play	6.2	6.0
Average Per Game	392.8	434.8
KICK RETURNS: #-Yards	9-194	5-65
PUNT RETURNS: #-Yards	8-1	8-53
INT RETURNS: #-Yards	4-45	3-15
KICK RETURN AVERAGE	21.6	13.0
PUNT RETURN AVERAGE	0.1	6.6
INT RETURN AVERAGE	11.2	5.0
FUMBLES-LOST	5-3	5-2
PENALTIES-Yards	27-247	27-238
Average Per Game	61.8	59.5
PUNTS-Yards	21-864	18-786
Average Per Punt	41.1	43.7
Net punt average	37.7	42.5
KICKOFFS-Yards	20-1212	20-1167
Average Per Kick	60.6	58.3
Net kick average	42.3	37.4
TIME OF POSSESSION/Game	27:39	32:21
3RD-DOWN Conversions	14/45	22/58
3rd-Down Pct	31%	38%
4TH-DOWN Conversions	1/5	4/10
4th-Down Pct	20%	40%
SACKS BY-Yards	9-58	15-110
MISC YARDS	0	0
TOUCHDOWNS SCORED	16	14
FIELD GOALS-ATTEMPTS	0-1	2-7
ON-SIDE KICKS	0-0	0-0
RED-ZONE SCORES	(7-11) 64%	(8-12) 67%
RED-ZONE TOUCHDOWNS	(7-11) 64%	(7-12) 58%
PAT-ATTEMPTS	(15-16) 94%	(11-11) 100%
ATTENDANCE	55199	16231
Games/Avg Per Game	3/18400	1/16231
Neutral Site Games		0/0

Score by Quarters	1st	2nd	3rd	4th	OT	Total
LIBERTY	41	42	14	14	0	111
Opponents	22	28	32	21	0	103

2019 Liberty University Football
LIBERTY Overall Individual Statistics (as of Sep 23, 2019)
All games

Rushing	gp	att	gain	loss	net	avg	td	lg	avg/g
HICKSON, Frankie	4	46	200	7	193	4.2	3	66	48.2
MACK, Joshua	4	27	152	0	152	5.6	1	22	38.0
ROBINSON, Brandon	1	7	112	7	105	15.0	2	75	105.0
HENDERSON, Troy	2	7	73	5	68	9.7	1	59	34.0
PICKETT, Peyton	4	13	48	5	43	3.3	1	12	10.8
BOYD, Frank	1	4	21	0	21	5.2	0	13	21.0
BENNETT, Johnathan	2	1	2	0	2	2.0	0	2	1.0
LOUIS, Shedro	4	1	0	5	-5	-5.0	0	0	-1.2
Team	3	4	0	6	-6	-1.5	0	0	-2.0
STUBBS, DJ	4	1	0	12	-12	-12.0	0	0	-3.0
CALVERT, Stephen	4	16	6	97	-91	-5.7	0	6	-22.8
Total	4	127	614	144	470	3.7	8	75	117.5
Opponents	4	171	1025	107	918	5.4	6	75	229.5

Passing	gp	effic	comp-att-int	pct	yds	td	lg	avg/g
CALVERT, Stephen	4	149.72	74-122-3	60.7	1090	7	73	272.5
BENNETT, Johnathan	2	58.48	2-5-0	40.0	11	0	7	5.5
ROBINSON, Brandon	1	0.00	0-1-0	0.0	0	0	0	0.0
STUBBS, DJ	4	0.00	0-0-0	0.0	0	0	0	0.0
Total	4	144.99	76-128-3	59.4	1101	7	73	275.2
Opponents	4	127.78	68-119-4	57.1	821	7	58	205.2

Receiving	gp	no.	yds	avg	td	lg	avg/g
GANDY-GOLDEN,Anto	4	24	544	22.7	4	73	136.0
SHAA, Kevin	4	13	176	13.5	1	33	44.0
STUBBS, DJ	4	13	167	12.8	1	47	41.8
KING, Damian	4	8	90	11.2	0	23	22.5
COLEMAN, Khaleb	4	5	47	9.4	0	15	11.8
PICKETT, Peyton	4	3	-2	-0.7	0	2	-0.5
HICKSON, Frankie	4	2	16	8.0	0	8	4.0
LOUIS, Shedro	4	2	15	7.5	0	8	3.8
BARRETT, Chris	3	2	10	5.0	0	7	3.3
BOLLINGER, Michael	3	1	19	19.0	1	19	6.3
FOUTZ, Zac	4	1	9	9.0	0	9	2.2
HUNTLEY, Johnny	4	1	6	6.0	0	6	1.5
DOUGLAS, Demario	1	1	4	4.0	0	4	4.0
Total	4	76	1101	14.5	7	73	275.2
Opponents	4	68	821	12.1	7	58	205.2

Punt Returns	no.	yds	avg	td	lg
STUBBS, DJ	6	20	3.3	0	8
LOUIS, Shedro	1	1	1.0	0	1
CLARK, Kei'Trel	1	-20	-20.0	0	0
Total	8	1	0.1	0	8
Opponents	8	53	6.6	0	31

Interceptions	no.	yds	avg	td	lg
ESPINOZA, Ceneca	2	45	22.5	1	45
WILSON, Bejour	2	0	0.0	0	0
Total	4	45	11.2	1	45
Opponents	3	15	5.0	0	10

Kick Returns	no.	yds	avg	td	lg
LOUIS, Shedro	8	145	18.1	0	31
COLEMAN, Khaleb	1	49	49.0	0	49
Total	9	194	21.6	0	49
Opponents	5	65	13.0	0	17

Fumble Returns	no.	yds	avg	td	lg
Total	0	0	0.0	0	0
Opponents	0	0	0.0	1	0

2019 Liberty University Football
LIBERTY Overall Individual Statistics (as of Sep 23, 2019)
All games

Scoring	td	fg	PAT				dpx	saf	pts	Total Offense						
			kick	rush	rcv	pass				g	plays	rush	pass	total	avg/g	
GANDY-GOLDEN,Anto	4	-	-	-	-	-	-	-	24	CALVERT, Stephen	4	138	-91	1090	999	249.8
HICKSON, Frankie	3	-	-	-	-	-	-	-	18	HICKSON, Frankie	4	46	193	0	193	48.2
PROBERT, Alex	-	0-1	13-14	-	-	-	-	-	13	MACK, Joshua	4	27	152	0	152	38.0
ROBINSON, Brandon	2	-	-	-	-	-	-	-	12	ROBINSON, Brandon	1	8	105	0	105	105.0
BOLLINGER, Michael	1	-	-	-	-	-	-	-	6	HENDERSON, Troy	2	7	68	0	68	34.0
PICKETT, Peyton	1	-	-	-	-	-	-	-	6	PICKETT, Peyton	4	13	43	0	43	10.8
MACK, Joshua	1	-	-	-	-	-	-	-	6	BOYD, Frank	1	4	21	0	21	21.0
HENDERSON, Troy	1	-	-	-	-	-	-	-	6	BENNETT, Johnathan	2	6	2	11	13	6.5
SHAA, Kevin	1	-	-	-	-	-	-	-	6	LOUIS, Shedro	4	1	-5	0	-5	-1.2
STUBBS, DJ	1	-	-	-	-	-	-	-	6	Team	3	4	-6	0	-6	-2.0
ESPINOZA, Ceneca	1	-	-	-	-	-	-	-	6	STUBBS, DJ	4	1	-12	0	-12	-3.0
PEART, Aaron	-	-	2-2	-	-	-	-	-	2	Total	4	255	470	1101	1571	392.8
Total	16	0-1	15-16	-	-	-	-	-	111	Opponents	4	290	918	821	1739	434.8
Opponents	14	2-7	11-11	0-1	1	1-2	-	-	103							

Field Goals	fg	pct.	01-19	20-29	30-39	40-49	50-99	lg	blk	Punting	no.	yds	avg	lg	tb	fc	i20	50+	blk
PROBERT, Alex	0-1	0.0	0-0	0-0	0-0	0-1	0-0	0	0	ALVES, Aidan	21	864	41.1	73	1	7	7	2	0
										Total	21	864	41.1	73	1	7	7	2	0
										Opponents	18	786	43.7	58	1	2	5	4	0
FG Sequence	LIBERTY	Opponents																	
Syracuse	43	(45)																	
Louisiana	-	42,44,38																	
Buffalo	-	37,45,(45)																	
Hampton	-	-																	
Kickoffs	no.	yds	avg	tb	ob	retn	net	ydln											
PROBERT, Alex	20	1212	60.6	12	0														
Total	20	1212	60.6	12	0	13.0	42.3	22											
Opponents	20	1167	58.3	9	0	21.6	37.4	27											

Numbers in (parentheses) indicate field goal was made.

2019 Liberty University Football
LIBERTY Overall Individual Statistics (as of Sep 23, 2019)
All games

All Purpose	g	rush	rcv	pr	kr	ir	total	avg/g
GANDY-GOLDE	4	0	544	0	0	0	544	136.0
HICKSON, Fran	4	193	16	0	0	0	209	52.2
SHAA, Kevin	4	0	176	0	0	0	176	44.0
STUBBS, DJ	4	-12	167	20	0	0	175	43.8
LOUIS, Shedro	4	-5	15	1	145	0	156	39.0
MACK, Joshua	4	152	0	0	0	0	152	38.0
ROBINSON, Bra	1	105	0	0	0	0	105	105.0
COLEMAN, Khal	4	0	47	0	49	0	96	24.0
KING, Damian	4	0	90	0	0	0	90	22.5
HENDERSON,	2	68	0	0	0	0	68	34.0
ESPINOZA, Cen	4	0	0	0	0	45	45	11.2
PICKETT, Peytt	4	43	-2	0	0	0	41	10.2
BOYD, Frank	1	21	0	0	0	0	21	21.0
BOLLINGER, Mi	3	0	19	0	0	0	19	6.3
BARRETT, Chri	3	0	10	0	0	0	10	3.3
FOUTZ, Zac	4	0	9	0	0	0	9	2.2
HUNTLEY, John	4	0	6	0	0	0	6	1.5
DOUGLAS, De	1	0	4	0	0	0	4	4.0
BENNETT, John	2	2	0	0	0	0	2	1.0
Team	3	-6	0	0	0	0	-6	-2.0
CLARK, Kei'Trel	4	0	0	-20	0	0	-20	-5.0
CALVERT, Step	4	-91	0	0	0	0	-91	-22.8
Total	4	470	1101	1	194	45	1811	452.8
Opponents	4	918	821	53	65	15	1872	468.0

2019 Liberty University Football
LIBERTY Overall Defensive Statistics (as of Sep 21, 2019)
All games

#	Defensive Leaders	gp	Tackles			tfl/yds	Sacks no-yds	Pass defense			Fumbles		blkd	
			ua	a	tot			int-yds	brup	qbh	rcv-yds	ff	kick	saf
1L	LEMONIER, Jessie	4	16	13	29	6.5-38	4.5-32	.	.	2	.	.	.	
3B	BENTON, Elijah	3	14	12	26	0.5-1	.	.	1	
1A	AJAYI, Solomon	4	15	8	23	2.0-4	.	.	.	2	.	.	.	
6D	ESPINOZA, Ceneca	4	14	4	18	2.5-14	1.5-9	2-45	2	.	1-0	1	.	
9D	JENKINS, Amarii	4	12	4	16	1.0-2	1.0-2	.	1	
1T	TILLMON, Brandon	3	10	5	15	1.0-2	
44	LEWIS, Austin	4	9	5	14	2.0-6	.	.	1	2	.	1	.	
99	RUSINS, Ralfs	4	6	8	14	1.5-5	1.0-5	
1D	SCRUGGS, Javon	4	7	5	12	1.5-2	.	.	1	
2C	CLARK, Kei'Trel	4	11	.	11	.	.	.	2	
96	CLARK, TreShaun	4	5	4	9	1.5-4	
98	MONDAY, Brayden	3	3	4	7	
8D	FAULKES, Jimmy	4	5	2	7	
1M	MEGGINSON, Chris	4	5	2	7	.	.	.	1	
7D	LAND, Tayvion	2	3	3	6	0.5-0	1	.	
18	AVERY, Isaiah	3	6	.	6	
3D	DAVIS, Rion	2	6	.	6	1-0	1	.	
3C	COZAD, Waylen	3	2	3	5	0.5-2	
35	DUPREE, Tyren	3	2	3	5	
47	GREEN, Remington	3	3	1	4	
94	ELEFANTE, Vincent	4	2	2	4	
2	WILSON, Bejour	3	4	.	4	.	.	2-0	1	
5J	JAMES, Elijah	4	3	1	4	1	.	.	.	
2D	DABNEY, Emanuel	4	2	1	3	.	.	.	1	
97	MITCHELL, Elisha	2	2	.	2	
36	GOETZ, Hunter	1	1	1	2	
43	ALEXANDER, Benjami	3	1	1	2	
11	STEELE, Isaac	2	2	.	2	
46	ALVES, Aidan	4	2	.	2	
92	WOLK, Mason	3	1	1	2	1.0-1	
68	SCHULTZ, Tristan	4	1	.	1	
28	GLAIZE, Micah	3	.	1	1	.	.	.	1	
1S	SANDERS, Jayod	2	1	.	1	1.0-10	1.0-10	
3P	PEARSON, Devin	2	.	1	1	
80	BRUMM, Brody	3	.	1	1	
26	SKELTON, DJ	2	1	.	1	
2H	HARRIS, Marcellous	1	1	.	1	1.0-5	
5D	CAPER, Malik	1	.	1	1	
5	STUBBS, DJ	4	1	.	1	
58	WATSON, Thaddius	1	1	.	1	
17	COLEMAN, Khaleb	4	.	1	1	
8L	LLOYD, Devonte	3	1	.	.	.	
Total		4	180	98	278	24-96	9-58	4-45	12	8	2-0	4	.	
Opponents		4	150	90	240	28-147	15-110	3-15	12	11	3-0	2	.	

2019 Liberty University Football
LIBERTY Individual Season/Career Statistics (as of Sep 23, 2019)
All games

	SEASON								CAREER									
Rushing	gp	att	gain	loss	net	avg	td	lg	avg/g	gp	att	gain	loss	net	avg	td	lg	avg/g
HICKSON, Frankie	4	46	200	7	193	4.2	3	66	48.2	38	469	2117	67	2050	4.4	20	66	53.9
MACK, Joshua	4	27	152	0	152	5.6	1	22	38.0	4	27	152	0	152	5.6	1	22	38.0
ROBINSON, Brandon	1	7	112	7	105	15.0	2	75	105.0	12	7	112	7	105	15.0	2	75	8.8
HENDERSON, Troy	2	7	73	5	68	9.7	1	59	34.0	2	7	73	5	68	9.7	1	59	34.0
PICKETT, Peyton	4	13	48	5	43	3.3	1	12	10.8	16	123	518	18	500	4.1	10	53	31.2
BOYD, Frank	1	4	21	0	21	5.2	0	13	21.0	9	46	255	6	249	5.4	3	20	27.7
BENNETT, Johnathan	2	1	2	0	2	2.0	0	2	1.0	2	1	2	0	2	2.0	0	2	1.0
LOUIS, Shedro	4	1	0	5	-5	-5.0	0	0	-1.2	4	1	0	5	-5	-5.0	0	0	-1.2
Team	3	4	0	6	-6	-1.5	0	0	-2.0									
STUBBS, DJ	4	1	0	12	-12	-12.0	0	0	-3.0	27	1	0	12	-12	-12.0	0	0	-0.4
CALVERT, Stephen	4	16	6	97	-91	-5.7	0	6	-22.8	38	128	169	582	-413	-3.2	3	23	-10.9
Total	4	127	614	144	470	3.7	8	75	117.5									
Opponents	4	171	1025	107	918	5.4	6	75	229.5									
Passing	gp	effic	comp-att-int	pct	yds	td	lg	avg/g	gp	effic	comp-att-int	pct	yds	td	lg	avg/g		
CALVERT, Stephen	4	149.72	74-122-3	60.7	1090	7	73	272.5	38	133.27	721-1261-36	57.2	9452	72	76	248.7		
BENNETT, Johnathan	2	58.48	2-5-0	40.0	11	0	7	5.5	2	58.48	2-5-0	40.0	11	0	7	5.5		
ROBINSON, Brandon	1	0.00	0-1-0	0.0	0	0	0	0.0	12	0.00	0-1-0	0.0	0	0	0	0.0		
STUBBS, DJ	4	0.00	0-0-0	0.0	0	0	0	0.0	27	213.80	1-2-0	50.0	39	0	39	1.4		
Total	4	144.99	76-128-3	59.4	1101	7	73	275.2										
Opponents	4	127.78	68-119-4	57.1	821	7	58	205.2										
Receiving	gp	no.	yds	avg	td	lg	avg/g	gp	no.	yds	avg	td	lg	avg/g				
GANDY-GOLDEN, Anton	4	24	544	22.7	4	73	136.0	36	185	2962	16.0	27	73	82.3				
SHAA, Kevin	4	13	176	13.5	1	33	44.0	8	16	228	14.2	1	48	28.5				
STUBBS, DJ	4	13	167	12.8	1	47	41.8	27	70	848	12.1	2	55	31.4				
KING, Damian	4	8	90	11.2	0	23	22.5	34	110	1191	10.8	6	62	35.0				
COLEMAN, Khaleb	4	5	47	9.4	0	15	11.8	13	16	173	10.8	1	29	13.3				
PICKETT, Peyton	4	3	-2	-0.7	0	2	-0.5	16	12	38	3.2	0	10	2.4				
HICKSON, Frankie	4	2	16	8.0	0	8	4.0	38	23	156	6.8	0	17	4.1				
LOUIS, Shedro	4	2	15	7.5	0	8	3.8	4	2	15	7.5	0	8	3.8				
BARRETT, Chris	3	2	10	5.0	0	7	3.3	14	3	22	7.3	0	12	1.6				
BOLLINGER, Michael	3	1	19	19.0	1	19	6.3	21	2	37	18.5	2	19	1.8				
FOUTZ, Zac	4	1	9	9.0	0	9	2.2	32	17	195	11.5	2	47	6.1				
HUNTLEY, Johnny	4	1	6	6.0	0	6	1.5	4	1	6	6.0	0	6	1.5				
DOUGLAS, Demario	1	1	4	4.0	0	4	4.0	1	1	4	4.0	0	4	4.0				
Total	4	76	1101	14.5	7	73	275.2											
Opponents	4	68	821	12.1	7	58	205.2											
Total Offense	g	plays	rush	pass	total	avg/g	g	plays	rush	pass	total	avg/g						
CALVERT, Stephen	4	138	-91	1090	999	249.8	38	1389	-413	9452	9039	237.9						
HICKSON, Frankie	4	46	193	0	193	48.2	38	469	2050	0	2050	53.9						
MACK, Joshua	4	27	152	0	152	38.0	4	27	152	0	152	38.0						
ROBINSON, Brandon	1	8	105	0	105	105.0	12	8	105	0	105	8.8						
HENDERSON, Troy	2	7	68	0	68	34.0	2	7	68	0	68	34.0						
PICKETT, Peyton	4	13	43	0	43	10.8	16	123	500	0	500	31.2						
BOYD, Frank	1	4	21	0	21	21.0	9	46	249	0	249	27.7						
BENNETT, Johnathan	2	6	2	11	13	6.5	2	6	2	11	13	6.5						
LOUIS, Shedro	4	1	-5	0	-5	-1.2	4	1	-5	0	-5	-1.2						
Team	3	4	-6	0	-6	-2.0												
STUBBS, DJ	4	1	-12	0	-12	-3.0	27	3	-12	39	27	1.0						
Total	4	255	470	1101	1571	392.8												
Opponents	4	290	918	821	1739	434.8												

2019 Liberty University Football
LIBERTY Individual Season/Career Statistics (as of Sep 23, 2019)
All games

Scoring	SEASON						CAREER										
	td	fg	PAT			dxp	saf	pts	td	fg	PAT			dxp	saf	pts	
			kick	rush	rcv				pass				kick	rush	rcv	pass	
GANDY-GOLDEN, Anton	4	-	-	-	-	-	-	-	27	-	-	-	-	-	-	-	162
HICKSON, Frankie	3	-	-	-	-	-	-	-	21	-	-	-	-	-	-	-	126
PROBERT, Alex	-	0-1	13-14	-	-	-	-	-	-	33-45	103-111	-	-	-	-	-	202
ROBINSON, Brandon	2	-	-	-	-	-	-	-	2	-	-	-	-	-	-	-	12
MACK, Joshua	1	-	-	-	-	-	-	-	1	-	-	-	-	-	-	-	6
BOLLINGER, Michael	1	-	-	-	-	-	-	-	2	-	-	-	-	-	-	-	12
STUBBS, DJ	1	-	-	-	-	-	-	-	2	-	-	-	-	1-1	-	-	12
ESPINOZA, Ceneca	1	-	-	-	-	-	-	-	1	-	-	-	-	-	-	-	6
SHAA, Kevin	1	-	-	-	-	-	-	-	1	-	-	-	-	-	-	-	6
HENDERSON, Troy	1	-	-	-	-	-	-	-	1	-	-	-	-	-	-	-	6
PICKETT, Peyton	1	-	-	-	-	-	-	-	10	-	-	-	-	-	-	-	60
PEART, Aaron	-	-	2-2	-	-	-	-	-	-	3-6	33-34	-	-	-	-	-	42
Total	16	0-1	15-16	-	-	-	-	-	111								
Opponents	14	2-7	11-11	0-1	1	1-2	-	-	103								

Punt Returns						CAREER					
no.	yds	avg	td	lg		no.	yds	avg	td	lg	
STUBBS, DJ	6	20	3.3	0	8	33	236	7.2	0	60	
CLARK, Kei'Trel	1	-20	-20.0	0	0	1	-20	-20.0	0	0	
LOUIS, Shedro	1	1	1.0	0	1	1	1	1.0	0	1	
Total	8	1	0.1	0	8						
Opponents	8	53	6.6	0	31						

Kick Returns						CAREER					
no.	yds	avg	td	lg		no.	yds	avg	td	lg	
LOUIS, Shedro	8	145	18.1	0	31	8	145	18.1	0	31	
COLEMAN, Khaleb	1	49	49.0	0	49	1	49	49.0	0	49	
Total	9	194	21.6	0	49						
Opponents	5	65	13.0	0	17						

Interceptions						CAREER					
no.	yds	avg	td	lg		no.	yds	avg	td	lg	
ESPINOZA, Ceneca	2	45	22.5	1	45	3	47	15.7	1	45	
WILSON, Bejour	2	0	0.0	0	0	5	75	15.0	0	42	
Total	4	45	11.2	1	45						
Opponents	3	15	5.0	0	10						

Fumble Returns						CAREER					
no.	yds	avg	td	lg		no.	yds	avg	td	lg	
Total	0	0	0.0	0	0						
Opponents	0	0	0.0	1	0						

2019 Liberty University Football
LIBERTY Individual Season/Career Statistics (as of Sep 23, 2019)
All games

All Purpose	SEASON								CAREER							
	g	rush	rcv	pr	kr	ir	total	avg/g	g	rush	rcv	pr	kr	ir	total	avg/g
GANDY-GOLDE	4	0	544	0	0	0	544	136.0	36	0	2962	0	0	0	2962	82.3
HICKSON, Frank	4	193	16	0	0	0	209	52.2	38	2050	156	0	1341	0	3547	93.3
SHAA, Kevin	4	0	176	0	0	0	176	44.0	8	-12	228	0	28	0	244	30.5
STUBBS, DJ	4	-12	167	20	0	0	175	43.8	27	-12	848	236	83	0	1155	42.8
LOUIS, Shedro	4	-5	15	1	145	0	156	39.0	4	-5	15	1	145	0	156	39.0
MACK, Joshua	4	152	0	0	0	0	152	38.0	4	152	0	0	0	0	152	38.0
ROBINSON, Bra	1	105	0	0	0	0	105	105.0	12	105	0	0	0	0	105	8.8
COLEMAN, Khal	4	0	47	0	49	0	96	24.0	13	0	173	0	49	0	222	17.1
KING, Damian	4	0	90	0	0	0	90	22.5	34	26	1191	39	495	0	1751	51.5
HENDERSON, T	2	68	0	0	0	0	68	34.0	2	68	0	0	0	0	68	34.0
ESPINOZA, Cen	4	0	0	0	0	45	45	11.2	26	0	0	0	435	47	482	18.5
PICKETT, Peytto	4	43	-2	0	0	0	41	10.2	16	500	38	0	47	0	585	36.6
BOYD, Frank	1	21	0	0	0	0	21	21.0	9	249	0	0	0	0	249	27.7
BOLLINGER, Mi	3	0	19	0	0	0	19	6.3	21	0	37	0	34	0	71	3.4
BARRETT, Chris	3	0	10	0	0	0	10	3.3	14	0	22	0	0	0	22	1.6
FOUTZ, Zac	4	0	9	0	0	0	9	2.2	32	1	195	0	0	0	196	6.1
HUNTLEY, John	4	0	6	0	0	0	6	1.5	4	0	6	0	0	0	6	1.5
DOUGLAS, Dem	1	0	4	0	0	0	4	4.0	1	0	4	0	0	0	4	4.0
BENNETT, John	2	2	0	0	0	0	2	1.0	2	2	0	0	0	0	2	1.0
Team	3	-6	0	0	0	0	-6	-2.0								
CLARK, Kei'Trel	4	0	0	-20	0	0	-20	-5.0	4	0	0	-20	0	0	-20	-5.0
CALVERT, Steph	4	-91	0	0	0	0	-91	-22.8	38	-413	-12	0	0	0	-425	-11.2
Total	4	470	1101	1	194	45	1811	452.8								
Opponents	4	918	821	53	65	15	1872	468.0								

Field Goals	att	good	long	blkd	att	good	long	blkd
PROBERT, Alex	1	0	0	0	45	33	51	3
Total	1	0	0	0				
Opponents	7	2	45	0				

Punting	no.	yds	avg	lg	blk	no.	yds	avg	lg	blk
ALVES, Aidan	21	864	41.1	73	0	87	3308	38.0	73	1
Total	21	864	41.1	73	0					
Opponents	18	786	43.7	58	0					

Kickoffs	no.	yds	avg	tb	ob	no.	yds	avg	tb	ob
PROBERT, Alex	20	1212	60.6	12	0	171	10400	60.8	71	5
Total	20	1212	60.6	12	0					
Opponents	20	1167	58.3	9	0					

2019 Liberty University Football
LIBERTY Individual Season/Career Statistics (as of Sep 23, 2019)
All games

##	Defensive Leaders	SEASON										CAREER										
		gp	ua	a	total	tfl	sack	int	pbu	fr	ff	blk	gp	ua	a	total	tfl	sack	int	pbu	fr	ff
1L	LEMONIER, Jessie	4	16	13	29	6.5	4.5	16	46	38	84	20.0	14.5	.	.	1	2	.
3B	BENTON, Elijah	3	14	12	26	0.5	.	.	1	.	.	35	87	59	146	1.5	.	1	3	.	.	.
1A	AJAYI, Solomon	4	15	8	23	2.0	16	56	43	99	6.5	1.0	2	2	2	1	.
6D	ESPINOZA, Ceneca	4	14	4	18	2.5	1.5	2	2	1	1	26	49	23	72	3.5	1.5	3	4	1	1	.
9D	JENKINS, Amarii	4	12	4	16	1.0	1.0	.	1	.	.	16	19	9	28	2.0	1.0	.	1	.	.	.
1T	TILLMON, Brandon	3	10	5	15	1.0	34	94	46	140	8.5	2.5	2	4	.	.	.
44	LEWIS, Austin	4	9	5	14	2.0	.	.	1	1	.	16	22	16	38	8.5	3.5	.	2	1	1	.
99	RUSINS, Ralfs	4	6	8	14	1.5	1.0	29	16	19	35	3.0	2.0	.	.	1	.	.
1D	SCRUGGS, Javon	4	7	5	12	1.5	.	.	1	.	.	16	11	8	19	1.5	.	.	1	1	1	.
2C	CLARK, Kei'Trel	4	11	.	11	0.0	.	.	2	.	.	4	11	.	11	0.0	.	.	2	.	.	.
96	CLARK, TreShaun	4	5	4	9	1.5	4	5	4	9	1.5
98	MONDAY, Brayden	3	3	4	7	0.0	3	3	4	7	0.0
8D	FAULK, Jimmy	4	5	2	7	0.0	25	20	8	28	0.0	.	1	4	.	.	.
1M	MEGGINSON, Chris	4	5	2	7	0.0	.	.	1	.	.	4	5	2	7	0.0	.	.	1	.	.	.
18	VERY, Isaiah	3	6	.	6	0.0	3	6	.	6	0.0
3D	DAVIS, Rion	2	6	.	6	0.0	.	.	.	1	1	35	49	33	82	3.5	.	1	1	2	1	.
7D	LAND, Tayvion	2	3	3	6	0.5	.	.	.	1	.	2	3	3	6	0.5	1
35	DUPREE, Tyren	3	2	3	5	0.0	5	2	5	7	0.0
3C	COZAD, Waylen	3	2	3	5	0.5	3	2	3	5	0.5
2W	WILSON, Bejour	3	4	.	4	0.0	.	2	1	.	.	15	47	15	62	2.0	.	5	11	.	.	.
5J	JAMES, Elijah	4	3	1	4	0.0	4	3	1	4	0.0
47	GREEN, Remington	3	3	1	4	0.0	26	23	25	48	1.5
94	ELEFANTE, Vincent	4	2	2	4	0.0	15	11	5	16	1.0
2D	DABNEY, Emanuel	4	2	1	3	0.0	.	.	1	.	.	4	2	1	3	0.0	.	.	1	.	.	.
1I	STEELE, Isaac	2	2	.	2	0.0	14	46	21	67	4.5	.	3	.	.	1	.
43	ALEXANDER, Benjami	3	1	1	2	0.0	25	10	7	17	0.0	.	.	.	1	.	.
97	MITCHELL, Elisha	2	2	.	2	0.0	13	10	10	20	1.0	.	.	.	1	.	.
92	WOLK, Mason	3	1	1	2	1.0	3	1	1	2	1.0
36	GOETZ, Hunter	1	1	1	2	0.0	4	5	2	7	0.0
46	ALVES, Aidan	4	2	.	2	0.0	16	3	.	3	0.0
5	STUBBS, DJ	4	1	.	1	0.0	27	2	.	2	0.0
28	GLAIZE, Micah	3	.	1	1	0.0	.	.	1	.	.	3	.	1	1	0.0	.	.	1	.	.	.
68	SCHULTZ, Tristan	4	1	.	1	0.0	25	1	.	1	0.0
17	COLEMAN, Khaleb	4	.	1	1	0.0	13	2	2	4	0.0	.	.	.	2	1	.
1S	SANDERS, Jayod	2	1	.	1	1.0	1.0	21	7	7	14	3.5	2.0
80	BRUMM, Brody	3	.	1	1	0.0	4	.	1	1	0.0
3P	PEARSON, Devin	2	.	1	1	0.0	14	12	25	37	0.5	0.5	.	.	1	.	.
5D	CAPER, Malik	1	.	1	1	0.0	1	.	1	1	0.0
26	SKELTON, DJ	2	1	.	1	0.0	2	1	.	1	0.0
2H	HARRIS, Marcellous	1	1	.	1	1.0	3	2	.	2	1.0
58	WATSON, Thaddius	1	1	.	1	0.0	1	1	.	1	0.0
8L	LLOYD, Devonte	3	.	.	.	0.0	3	.	.	.	0.0
Total		4	180	98	278	24	9	4	12	2	4
Opponents		4	150	90	240	28	15	3	12	3	2

2019 Liberty University Football LIBERTY Team Game-by-Game (as of Sep 21, 2019) All games

TEAM STATISTICS

Date	Opponent	Rushing				Receiving				Passing				Kick Returns				Punt Returns				tot off
		no.	yds	td	lg	no.	yds	td	lg	cmp-att-int	yds	td	lg	no.	yds	td	lg	no.	yds	td	lg	
08-31-19	SYRACUSE	34	-4	0	12	21	238	0	56	21-42-2	238	0	56	3	48	0	18	3	2	0	1	234
09-07-19	at Louisiana	28	142	1	66	22	219	1	26	22-39-1	219	1	26	2	16	0	17	0	0	0	0	361
09-14-19	BUFFALO	27	76	1	22	23	325	4	55	23-30-0	325	4	55	1	20	0	20	0	0	0	0	401
09-21-19	HAMPTON	38	256	6	75	10	319	2	73	10-17-0	319	2	73	3	110	0	49	5	-1	0	8	575
LIBERTY		127	470	8	75	76	1101	7	73	76-128-3	1101	7	73	9	194	0	49	8	1	0	8	1571
		171	918	6	75	68	821	7	58	68-119-4	821	7	58	5	65	0	17	8	53	0	31	1739

Games: 4 • Avg/rush: 3.7 • Avg/catch: 14.5 • Pass effic: 144.99 • KR avg: 21.6 • PR avg: 0.1 • All purpose avg/game: 452.8 • Total offense avg/gm: 392.8

Date	Opponent	Tackles				Sacks	Fumble		Pass Defense			blkd	PAT Attempts			off			
		ua	a	total	tfl-yds	no-yds	ff	fr-yds	int-yds	qbh	brup	kick	kick	rush	rcv	saf	t/o	pts	
08-31-1	SYRACUSE	48	28	76	2.0-7	2.0-7	1	1-0	2-0	1	2	0	0-0	0	0	0	0	0	0
09-07-1	at Louisiana	48	16	64	6.0-28	2.0-15	2	1-0	1-0	2	3	0	2-2	0	0	0	0	7	14
09-14-1	BUFFALO	46	24	70	7.0-30	3.0-21	0	0-0	0-0	4	6	0	5-5	0	0	0	0	0	35
09-21-1	HAMPTON	38	30	68	9.0-31	2.0-15	1	0-0	1-45	1	1	0	8-9	0	0	0	0	7	62
LIBERTY		180	98	278	24.0-96	9.0-58	4	2-0	4-45	8	12	0	15-16	0	0	0	0	14	111
		150	90	240	28.0-147	15.0-110	2	3-0	3-15	11	12	0	11-11	0	1	0	16	103	

Date	Opponent	Punting							Field Goals			Kickoffs						
		no.	yds	avg	long	blkd	tb	fc	50+	i20	md-att	long	blkd	no.	yds	avg	tb	ob
08-31-1	SYRACUSE	8	351	43.9	48	0	0	3	0	1	0-1	0	0	1	65	65.0	1	0
09-07-1	at Louisiana	5	179	35.8	42	0	0	1	0	2	0-0	0	0	3	195	65.0	3	0
09-14-1	BUFFALO	4	152	38.0	57	0	1	2	1	1	0-0	0	0	6	387	64.5	3	0
09-21-1	HAMPTON	4	182	45.5	73	0	0	1	1	3	0-0	0	0	10	565	56.5	5	0
LIBERTY		21	864	41.1	73	0	1	7	2	7	0-1	0	0	20	1212	60.6	12	0
		18	786	43.7	58	0	1	2	4	5	2-7	45	0	20	1167	58.3	9	0

2019 Liberty University Football
LIBERTY Opponent Game-by-Game (as of Sep 21, 2019)
All games

OPPONENT STATISTICS

Date	Opponent	Rushing				Receiving				Passing				Kick Returns				Punt Returns				tot off		
		no.	yds	td	lg	no.	yds	td	lg	cmp	att	int	yds	td	lg	no.	yds	td	lg	no.	yds		td	lg
08-31-19	SYRACUSE	44	192	3	42	17	176	0	31	17	35	2	176	0	31	0	0	0	0	3	41	0	31	368
09-07-19	at Louisiana	46	407	3	75	16	186	2	58	16	25	1	186	2	58	0	0	0	0	3	5	0	5	593
09-14-19	BUFFALO	44	206	0	23	15	167	2	33	15	33	0	167	2	33	3	44	0	17	1	6	0	6	373
09-21-19	HAMPTON	37	113	0	16	20	292	3	53	20	26	1	292	3	53	2	21	0	14	1	1	0	0	405
Opponents		171	918	6	75	68	821	7	58	68	119	4	821	7	58	5	65	0	17	8	53	0	31	1739
		127	470	8	75	76	1101	7	73	76	128	3	1101	7	73	9	194	0	49	8	1	0	8	1571

Games: 4 • Avg/rush: 5.4 • Avg/catch: 12.1 • Pass effic: 127.78 • KR avg: 13.0 • PR avg: 6.6 • All purpose avg/game: 468.0 • Total offense avg/gm: 434.8

Date	Opponent	Tackles				Sacks no-yds	Fumble		Pass Defense			blkd kick	PAT Attempts			off		
		ua	a	total	tfl-yds		ff	fr-yds	int-yds	qbh	brup		kick	rush	rcv	saf	t/o	pts
08-31-1	SYRACUSE	46	28	74	14.0-68	8.0-51	2	2-0	2-10	2	4	0	3-3	0	0	0	10	24
09-07-1	at Louisiana	41	16	57	4.0-31	3.0-26	0	0-0	1-5	7	4	0	5-5	0	0	0	0	35
09-14-1	BUFFALO	33	22	55	4.0-21	2.0-18	0	0-0	0-0	1	2	0	2-2	0	0	0	0	17
09-21-1	HAMPTON	30	24	54	6.0-27	2.0-15	0	1-0	0-0	1	2	0	1-1	0	1	0	6	27
Opponents		150	90	240	28.0-147	15.0-110	2	3-0	3-15	11	12	0	11-11	0	1	0	16	103
		180	98	278	24.0-96	9.0-58	4	2-0	4-45	8	12	0	15-16	0	0	0	14	111

Date	Opponent	Punting										Field Goals			Kickoffs				
		no.	yds	avg	long	blkd	tb	fc	50+	i20	md-att	long	blkd	no.	yds	avg	tb	ob	
08-31-1	SYRACUSE	6	295	49.2	56	0	1	0	3	4	1-1	45	0	5	319	63.8	2	0	
09-07-1	at Louisiana	1	39	39.0	39	0	0	1	0	0	0-3	0	0	6	376	62.7	4	0	
09-14-1	BUFFALO	3	82	27.3	35	0	0	1	0	0	1-3	45	0	4	254	63.5	3	0	
09-21-1	HAMPTON	8	370	46.2	58	0	0	0	1	1	0-0	0	0	5	218	43.6	0	0	
Opponents		18	786	43.7	58	0	1	2	4	5	2-7	45	0	20	1167	58.3	9	0	
		21	864	41.1	73	0	1	7	2	7	0-1	0	0	20	1212	60.6	12	0	

2019 Liberty University Football
LIBERTY Team Game-by-Game Comparison (as of Sep 21, 2019)
All games

Opponent	Score	First Downs				Pen	Rushing Number-Yards	Passing		Total Offense Plays-Yards	Return Yards	Turn- Overs
		Total	Rush	Pass	Comp-Att-Int			Yards				
SYRACUSE	0 - 24	18 / 17	4 / 6	10 / 9	4 / 2		34-4 / 44-192	21-42-2 / 17-35-2	238 / 176	76-234 / 79-368	50 / 51	4 / 3
Louisiana	14 - 35	20 / 26	8 / 15	12 / 9	0 / 2		28-142 / 46-407	22-39-1 / 16-25-1	219 / 186	67-361 / 71-593	16 / 10	1 / 2
BUFFALO	35 - 17	22 / 26	6 / 15	13 / 6	3 / 5		27-76 / 44-206	23-30-0 / 15-33-0	325 / 167	57-401 / 77-373	20 / 50	0 / 0
HAMPTON	62 - 27	21 / 18	10 / 6	9 / 11	2 / 1		38-256 / 37-113	10-17-0 / 20-26-1	319 / 292	55-575 / 63-405	154 / 22	1 / 1
Totals	111 - 103	81 / 87	28 / 42	44 / 35	9 / 10		127-470 / 171-918	76-128-3 / 68-119-4	1101 / 821	255-1571 / 290-1739	240 / 133	6 / 6

Opponent	3rd Down Conversions	4th Down Conversions	Time of Possession	TOP Margin	Avg Yds/Rush	Avg Yds/Pass	Avg Yds/Play	Punting Number-Avg	Penalties Number-Yards	Sacks
SYRACUSE	3-16 / 8-19	0-1 / 2-4	28:57 / 31:03	-2:06	-0.1 / 4.4	5.7 / 5.0	3.1 / 4.7	8-43.9 / 6-49.2	5-55 / 10-88	2 / 8
Louisiana	2-11 / 6-12	1-4 / 1-2	29:17 / 30:43	-1:26	5.1 / 8.8	5.6 / 7.4	5.4 / 8.4	5-35.8 / 1-39.0	9-42 / 4-35	2 / 3
BUFFALO	5-9 / 6-15	0-0 / 1-3	28:09 / 31:51	-3:42	2.8 / 4.7	10.8 / 5.1	7.0 / 4.8	4-38.0 / 3-27.3	7-85 / 8-79	3 / 2
HAMPTON	4-9 / 2-12	0-0 / 0-1	24:14 / 35:46	-11:32	6.7 / 3.1	18.8 / 11.2	10.5 / 6.4	4-45.5 / 8-46.2	6-65 / 5-36	2 / 2
Totals	14-45 / 22-58	1-5 / 4-10	110:37 / 129:23	-18:46	3.7 / 5.4	8.6 / 6.9	6.2 / 6.0	21-41.1 / 18-43.7	27-247 / 27-238	9 / 15

Note: Game totals are displayed in the format TEAM/OPPONENT for each category

**2019 Liberty University Football
LIBERTY Game Superlatives (as of Sep 21, 2019)
All games**

INDIVIDUAL GAME HIGHS

Rushes	18	HICKSON, Frankie at Louisiana (09-07-19)
Yards Rushing	133	HICKSON, Frankie at Louisiana (09-07-19)
TD Rushes	2	ROBINSON, Brandon vs Hampton (09-21-19)
Long Rush	75	ROBINSON, Brandon vs Hampton (09-21-19)
Pass attempts	39	CALVERT, Stephen vs Syracuse (08-31-19)
Pass completions	23	CALVERT, Stephen vs Buffalo (09-14-19)
Yards Passing	325	CALVERT, Stephen vs Buffalo (09-14-19)
TD Passes	4	CALVERT, Stephen vs Buffalo (09-14-19)
Long Pass	73	CALVERT, Stephen vs Hampton (09-21-19)
Receptions	8	GANDY-GOLDEN, Antonio vs Buffalo (09-14-19)
Yards Receiving	181	GANDY-GOLDEN, Antonio vs Hampton (09-21-19)
TD Receptions	2	GANDY-GOLDEN, Antonio vs Buffalo (09-14-19)
	2	GANDY-GOLDEN, Antonio vs Hampton (09-21-19)
Long Reception	73	GANDY-GOLDEN, Antonio vs Hampton (09-21-19)
Punts	8	ALVES, Aidan vs Syracuse (08-31-19)
Punting Avg	45.5	ALVES, Aidan vs Hampton (09-21-19)
Long Punt	73	ALVES, Aidan vs Hampton (09-21-19)
Punts inside 20	3	ALVES, Aidan vs Hampton (09-21-19)
Long Punt Return	8	STUBBS, DJ vs Hampton (09-21-19)
Long Kickoff Return	49	COLEMAN, Khaleb vs Hampton (09-21-19)
Tackles	13	BENTON, Elijah vs Syracuse (08-31-19)
Sacks	3.0	LEMONIER, Jessie vs Buffalo (09-14-19)
Tackles For Loss	3.0	LEMONIER, Jessie vs Buffalo (09-14-19)
Interceptions	1	WILSON, Bejour vs Syracuse (08-31-19)
	1	ESPINOZA, Ceneca vs Syracuse (08-31-19)
	1	WILSON, Bejour at Louisiana (09-07-19)
	1	ESPINOZA, Ceneca vs Hampton (09-21-19)

**2019 Liberty University Football
LIBERTY Game Superlatives (as of Sep 21, 2019)
All games**

TEAM GAME HIGHS

Rushes	38	vs Hampton (09-21-19)
Yards Rushing	256	vs Hampton (09-21-19)
Yards Per Rush	6.7	vs Hampton (09-21-19)
TD Rushes	6	vs Hampton (09-21-19)
Pass attempts	42	vs Syracuse (08-31-19)
Pass completions	23	vs Buffalo (09-14-19)
Yards Passing	325	vs Buffalo (09-14-19)
Yards Per Pass	18.8	vs Hampton (09-21-19)
TD Passes	4	vs Buffalo (09-14-19)
Total Plays	76	vs Syracuse (08-31-19)
Total Offense	575	vs Hampton (09-21-19)
Yards Per Play	10.5	vs Hampton (09-21-19)
Points	62	vs Hampton (09-21-19)
Sacks By	3	vs Buffalo (09-14-19)
First Downs	22	vs Buffalo (09-14-19)
Penalties	9	at Louisiana (09-07-19)
Penalty Yards	85	vs Buffalo (09-14-19)
Turnovers	4	vs Syracuse (08-31-19)
Interceptions By	2	vs Syracuse (08-31-19)
Punts	8	vs Syracuse (08-31-19)
Punting Avg	45.5	vs Hampton (09-21-19)
Long Punt	73	vs Hampton (09-21-19)
Punts inside 20	3	vs Hampton (09-21-19)
Long Punt Return	8	vs Hampton (09-21-19)

**2019 Liberty University Football
LIBERTY Game Superlatives (as of Sep 21, 2019)
All games**

OPPONENT INDIVIDUAL GAME HIGHS

Rushes	18	MARKS, Kevin, vs Buffalo (09-14-19)
Yards Rushing	129	Ragas, Trey, at Louisiana (09-07-19)
TD Rushes	1	Neal, M., vs Syracuse (08-31-19)
	1	Adams, A., vs Syracuse (08-31-19)
	1	Howard, J., vs Syracuse (08-31-19)
	1	Ragas, Trey, at Louisiana (09-07-19)
	1	Lewis, Levi, at Louisiana (09-07-19)
	1	Mitchell, Elija, at Louisiana (09-07-19)
Long Rush	75	Ragas, Trey, at Louisiana (09-07-19)
Pass attempts	35	DeVito, T., vs Syracuse (08-31-19)
Pass completions	19	FRANCOIS, Deond, vs Hampton (09-21-19)
Yards Passing	288	FRANCOIS, Deond, vs Hampton (09-21-19)
TD Passes	3	FRANCOIS, Deond, vs Hampton (09-21-19)
Long Pass	58	Lewis, Levi, at Louisiana (09-07-19)
Receptions	8	Bonds, Jadaakis, vs Hampton (09-21-19)
Yards Receiving	144	Bonds, Jadaakis, vs Hampton (09-21-19)
TD Receptions	2	Bradley, Ja'Mar, at Louisiana (09-07-19)
	2	Bonds, Jadaakis, vs Hampton (09-21-19)
Long Reception	58	Bradley, Ja'Mar, at Louisiana (09-07-19)
Field Goals	1	Szmyt, A., vs Syracuse (08-31-19)
	1	MCNULTY, Alex, vs Buffalo (09-14-19)
Long Field Goal	45	Szmyt, A., vs Syracuse (08-31-19)
	45	MCNULTY, Alex, vs Buffalo (09-14-19)
Punts	8	ORAHA, Ivan, vs Hampton (09-21-19)
Punting Avg	49.2	Hofrichter, S., vs Syracuse (08-31-19)
Long Punt	58	ORAHA, Ivan, vs Hampton (09-21-19)
Punts inside 20	4	Hofrichter, S., vs Syracuse (08-31-19)
Long Punt Return	31	Riley, S., vs Syracuse (08-31-19)
Long Kickoff Return	17	COOK, Ron, vs Buffalo (09-14-19)
Tackles	11	Williams, L., vs Syracuse (08-31-19)
Sacks	2.0	Coleman, K., vs Syracuse (08-31-19)
	2.0	Black, J., vs Syracuse (08-31-19)
	2.0	Manac, Chauncey, at Louisiana (09-07-19)
Tackles For Loss	2.5	Williams, L., vs Syracuse (08-31-19)
Interceptions	1	Melifonwu, I., vs Syracuse (08-31-19)
	1	Cisco, A., vs Syracuse (08-31-19)
	1	Jacquet III, Mi, at Louisiana (09-07-19)

2019 Liberty University Football
LIBERTY Game Superlatives (as of Sep 21, 2019)
All games

OPPONENT TEAM GAME HIGHS

Rushes	46	at Louisiana (09-07-19)
Yards Rushing	407	at Louisiana (09-07-19)
Yards Per Rush	8.8	at Louisiana (09-07-19)
TD Rushes	3	vs Syracuse (08-31-19)
	3	at Louisiana (09-07-19)
Pass attempts	35	vs Syracuse (08-31-19)
Pass completions	20	vs Hampton (09-21-19)
Yards Passing	292	vs Hampton (09-21-19)
Yards Per Pass	11.2	vs Hampton (09-21-19)
TD Passes	3	vs Hampton (09-21-19)
Total Plays	79	vs Syracuse (08-31-19)
Total Offense	593	at Louisiana (09-07-19)
Yards Per Play	8.4	at Louisiana (09-07-19)
Points	35	at Louisiana (09-07-19)
Sacks By	8	vs Syracuse (08-31-19)
First Downs	26	at Louisiana (09-07-19)
	26	vs Buffalo (09-14-19)
Penalties	10	vs Syracuse (08-31-19)
Penalty Yards	88	vs Syracuse (08-31-19)
Turnovers	3	vs Syracuse (08-31-19)
Interceptions By	2	vs Syracuse (08-31-19)
Punts	8	vs Hampton (09-21-19)
Punting Avg	49.2	vs Syracuse (08-31-19)
Long Punt	58	vs Hampton (09-21-19)
Punts inside 20	4	vs Syracuse (08-31-19)
Long Punt Return	31	vs Syracuse (08-31-19)

2019 Liberty University Football LIBERTY By-Quarter Statistics (as of Sep 21, 2019) All games

3rd-Down Conversions

Date	Opponent	Score	Overall	1st Qtr	2nd Qtr	3rd Qtr	4th Qtr	Overtime
08-31-19	SYRACUSE	L 0-24	3-16 18.8	0-2 0.0	0-3 0.0	1-5 20.0	2-6 33.3	
09-07-19	at Louisiana	L 14-35	2-11 18.2	0-1 0.0	1-4 25.0	1-3 33.3	0-3 0.0	
09-14-19	BUFFALO	W 35-17	5-9 55.6	0-1 0.0	2-2 100.0	0-2 0.0	3-4 75.0	
09-21-19	HAMPTON	W 62-27	4-9 44.4	0-1 0.0	2-4 50.0	0-1 0.0	2-3 66.7	
	LIBERTY		14-45 31.1	0-5 0.0	5-13 38.5	2-11 18.2	7-16 43.8	0-0 0.0
	Opponents		22-58 37.9	7-19 36.8	6-15 40.0	8-16 50.0	1-8 12.5	0-0 0.0

4th-Down Conversions

Date	Opponent	Score	Overall	1st Qtr	2nd Qtr	3rd Qtr	4th Qtr	Overtime
08-31-19	SYRACUSE	L 0-24	0-1 0.0	0-0 0.0	0-0 0.0	0-0 0.0	0-1 0.0	
09-07-19	at Louisiana	L 14-35	1-4 25.0	0-0 0.0	0-0 0.0	0-1 0.0	1-3 33.3	
09-14-19	BUFFALO	W 35-17	0-0 0.0	0-0 0.0	0-0 0.0	0-0 0.0	0-0 0.0	
09-21-19	HAMPTON	W 62-27	0-0 0.0	0-0 0.0	0-0 0.0	0-0 0.0	0-0 0.0	
	LIBERTY		1-5 20.0	0-0 0.0	0-0 0.0	0-1 0.0	1-4 25.0	0-0 0.0
	Opponents		4-10 40.0	1-3 33.3	1-2 50.0	1-2 50.0	1-3 33.3	0-0 0.0

Time of Possession

Date	Opponent	Score	Overall	1st Qtr	2nd Qtr	3rd Qtr	4th Qtr	Overtime
08-31-19	SYRACUSE	L 0-24	28:57	6:14	6:22	9:04	7:17	
09-07-19	at Louisiana	L 14-35	29:17	7:07	8:25	7:01	6:44	
09-14-19	BUFFALO	W 35-17	28:09	3:07	7:33	7:32	9:57	
09-21-19	HAMPTON	W 62-27	24:14	4:54	6:25	6:02	6:53	
	LIBERTY	Total	110:37	21:22	28:45	29:39	30:51	0:00
		Avg.	27:39	5:20	7:11	7:24	7:42	0:00
	Opponents	Total	129:23	38:38	31:15	30:21	29:09	0:00
		Avg.	32:20	9:39	7:48	7:35	7:17	0:00

2019 Liberty University Football LIBERTY Red-Zone Results (as of Sep 21, 2019) All games

LIBERTY Inside Opponent Red-Zone

Date	Opponent	Score	Times In RZ	Times Scored	Total Pts	Rush TDs	Pass TDs	FGs Made	Failed to score inside RZ						
									FGA	Down	Int	Fumb	Half	Game	
08-31-19	SYRACUSE	L 0-24	2	0	0	0	0	0	1	0	0	1	0	0	0
09-07-19	at Louisiana	L 14-35	2	1	7	1	0	1	0	1	0	0	0	0	0
09-14-19	BUFFALO	W 35-17	3	2	14	2	1	1	0	0	0	0	0	1	0
09-21-19	HAMPTON	W 62-27	4	4	27	4	4	0	0	0	0	0	0	0	0
Totals			11	7	48	7	5	2	0	1	1	0	1	1	0
7 of 11 (63.6%)															

Opponents Inside LIBERTY Red-Zone

Date	Opponent	Score	Times In RZ	Times Scored	Total Pts	Rush TDs	Pass TDs	FGs Made	Failed to score inside RZ						
									FGA	Down	Int	Fumb	Half	Game	
08-31-19	SYRACUSE	L 0-24	3	2	14	2	2	0	0	0	1	0	0	0	0
09-07-19	at Louisiana	L 14-35	5	3	21	3	2	1	0	0	1	0	1	0	0
09-14-19	BUFFALO	W 35-17	4	3	17	2	0	2	1	1	0	0	0	0	0
09-21-19	HAMPTON	W 62-27	0	0	0	0	0	0	0	0	0	0	0	0	0
Totals			12	8	52	7	4	3	1	1	1	1	1	0	0
8 of 12 (66.7%)															

2019 Liberty University Football LIBERTY Combined Team Statistics (as of Sep 21, 2019) All games

Date	Opponent	Score	Att.
08-31-19	#22 SYRACUSE	L 0-24	21671
09-07-19	at Louisiana	L 14-35	16231
09-14-19	BUFFALO	W 35-17	14584
09-21-19	HAMPTON	W 62-27	18944

Record:	Overall	Home	Away	Neutral
All games	2-2	2-1	0-1	0-0
Conference	0-0	0-0	0-0	0-0
Non-Conference	2-2	2-1	0-1	0-0

Rushing	gp	att	gain	loss	net	avg	td	lg	avg/g
HICKSON, Frankie	4	46	200	7	193	4.2	3	66	48.2
MACK, Joshua	4	27	152	0	152	5.6	1	22	38.0
ROBINSON, Brandon	1	7	112	7	105	15.0	2	75	105.0
HENDERSON, Troy	2	7	73	5	68	9.7	1	59	34.0
PICKETT, Peyton	4	13	48	5	43	3.3	1	12	10.8
BOYD, Frank	1	4	21	0	21	5.2	0	13	21.0
BENNETT, Johnathan	2	1	2	0	2	2.0	0	2	1.0
Total	4	127	614	144	470	3.7	8	75	117.5
Opponents	4	171	1025	107	918	5.4	6	75	229.5

Passing	gp	effic	comp-att-int	pct	yds	td	lg	avg/g
CALVERT, Stephen	4	149.72	74-122-3	60.7	1090	7	73	272.5
BENNETT, Johnathan	2	58.48	2-5-0	40.0	11	0	7	5.5
ROBINSON, Brandon	1	0.00	0-1-0	0.0	0	0	0	0.0
STUBBS, DJ	4	0.00	0-0-0	0.0	0	0	0	0.0
Total	4	144.99	76-128-3	59.4	1101	7	73	275.2
Opponents	4	127.78	68-119-4	57.1	821	7	58	205.2

Receiving	gp	no.	yds	avg	td	lg	avg/g
GANDY-GOLDEN, Anton	4	24	544	22.7	4	73	136.0
SHAA, Kevin	4	13	176	13.5	1	33	44.0
STUBBS, DJ	4	13	167	12.8	1	47	41.8
KING, Dam.	3	7	67	9.6	0	23	22.3
COLEMAN, Khaleb	4	5	47	9.4	0	15	11.8
PICKETT, Peyton	4	3	-2	-0.7	0	2	-0.5
HICKSON, Frankie	4	2	16	8.0	0	8	4.0
LOUIS, Shedro	4	2	15	7.5	0	8	3.8
BARRETT, Chris	3	2	10	5.0	0	7	3.3
KING, Damian	1	1	23	23.0	0	23	23.0
BOLLINGER, Michael	3	1	19	19.0	1	19	6.3
FOUTZ, Zac	4	1	9	9.0	0	9	2.2
HUNTLEY, Johnny	4	1	6	6.0	0	6	1.5
DOUGLAS, Demario	1	1	4	4.0	0	4	4.0
Total	4	76	1101	14.5	7	73	275.2
Opponents	4	68	821	12.1	7	58	205.2

Field Goals	fg	pct.	01-19	20-29	30-39	40-49	50-99	lg	blk
PROBERT, Alex	0-1	0.0	0-0	0-0	0-0	0-1	0-0	0	0

Team Statistics	LIBERTY	OPP
FIRST DOWNS	81	87
Rushing	28	42
Passing	44	35
Penalty	9	10
RUSHING YARDAGE	470	918
Rushing Attempts	127	171
Average Per Rush	3.7	5.4
Average Per Game	117.5	229.5
TDs Rushing	8	6
PASSING YARDAGE	1101	821
Comp-Att-Int	76-128-3	68-119-4
Average Per Pass	8.6	6.9
Average Per Catch	14.5	12.1
Average Per Game	275.2	205.2
TDs Passing	7	7
TOTAL OFFENSE	1571	1739
Average Per Play	6.2	6.0
Average Per Game	392.8	434.8
KICK RETURNS: #-Yards	9-194	5-65
PUNT RETURNS: #-Yards	8-1	8-53
INT RETURNS: #-Yards	4-45	3-15
FUMBLES-LOST	5-3	5-2
PENALTIES-Yards	27-247	27-238
PUNTS-AVG	21-41.1	18-43.7
TIME OF POSSESSION/Game	27:39	32:21
3RD-DOWN Conversions	14/45	22/58
4TH-DOWN Conversions	1/5	4/10

Interceptions	no.	yds	avg	td	lg
WILSON, Bejour	2	0	0.0	0	0
ESPINOZA, Ceneca	2	45	22.5	1	45

Punting	no.	yds	avg	lg	tb	fc	i20	50+	blk
ALVES, Aidan	21	864	41.1	73	1	7	7	2	0

Punt Returns	no.	yds	avg	td	lg
STUBBS, DJ	6	20	3.3	0	8
LOUIS, Shedro	1	1	1.0	0	1
CLARK, Kei'Trel	1	-20	-20.0	0	0
Total	8	1	0.1	0	8
Opponents	8	53	6.6	0	31

Kick Returns	no.	yds	avg	td	lg
LOUIS, Shedro	8	145	18.1	0	31
COLEMAN, Khaleb	1	49	49.0	0	49
Total	9	194	21.6	0	49
Opponents	5	65	13.0	0	17

All Purpose	g	rush	rcv	pr	kr	ir	total	avg/g
GANDY-GOLDE	4	0	544	0	0	0	544	136.0
HICKSON, Frank	4	193	16	0	0	0	209	52.2
SHAA, Kevin	4	0	176	0	0	0	176	44.0
STUBBS, DJ	4	-12	167	20	0	0	175	43.8
LOUIS, Shedro	4	-5	15	1	145	0	156	39.0
Total	4	470	1101	1	194	45	1811	452.8
Opponents	4	918	821	53	65	15	1872	468.0

Total Offense	g	plays	rush	pass	total	avg/g
CALVERT, Stephen	4	138	-91	1090	999	249.8
HICKSON, Frankie	4	46	193	0	193	48.2
MACK, Joshua	4	27	152	0	152	38.0
ROBINSON, Brandon	1	8	105	0	105	105.0
HENDERSON, Troy	2	7	68	0	68	34.0
Total	4	255	470	1101	1571	392.8
Opponents	4	290	918	821	1739	434.8

Scoring	td	fg	PAT				dxp	saf	pts
			kick	rush	rcv	pass			
GANDY-GOLDEN, Anton	4	-	-	-	-	-	-	24	
HICKSON, Frankie	3	-	-	-	-	-	-	18	
PROBERT, Alex	-	0-1	13-14	-	-	-	-	13	
ROBINSON, Brandon	2	-	-	-	-	-	-	12	
MACK, Joshua	1	-	-	-	-	-	-	6	
HENDERSON, Troy	1	-	-	-	-	-	-	6	
ESPINOZA, Ceneca	1	-	-	-	-	-	-	6	
BOLLINGER, Michael	1	-	-	-	-	-	-	6	
PICKETT, Peyton	1	-	-	-	-	-	-	6	
STUBBS, DJ	1	-	-	-	-	-	-	6	
SHAA, Kevin	1	-	-	-	-	-	-	6	
PEART, Aaron	-	-	2-2	-	-	-	-	2	
Total	16	0-1	15-16	-	-	-	-	111	
Opponents	14	2-7	11-11	0-1	1	1-2	-	103	

Score by Quarters	1st	2nd	3rd	4th	OT	Total
LIBERTY	41	42	14	14	0	111
Opponents	22	28	32	21	0	103

#	Defensive Leaders	gp	Tackles				tfl/yds	Sacks	Pass defense		Fumbles		blkd	
			ua	a	tot	int-yds			brup	rcv-yds	ff	kick	saf	
1L	LEMONIER, Jessie	4	16	13	29	6.5-38	4.5-32	
3B	BENTON, Elijah	3	14	12	26	0.5-1	.	1	
1A	AJAYI, Solomon	4	15	8	23	2.0-4	.	.	2	
6D	ESPINOZA, Ceneca	4	14	4	18	2.5-14	1.5-9	2-45	2	1-0	1	.	.	
9D	JENKINS, Amarii	4	12	4	16	1.0-2	1.0-2	.	1	
Total		41	180	98	278	24.0-65	0.5-8	4.45	12	81	2.0	11	.	