



UTAH STATE FOOTBALL

12 Conference Championships • Back-to-Back-to-Back Bowl Wins • 4 Consecutive Bowl Games • 8 NFL Draft Picks Since 2011

2015 SCHEDULE/RESULTS

(5-3, 4-1 Mountain West)

DATE	OPPONENT	TV	TIME/RESULT
S 3	SOUTHERN UTAH	None	W 12-9
S 11	at #24 Utah	ESPN2	L 14-24
S 19	at Washington	Pac-12	L 17-31
O 3	COLORADO STATE*	ESPN3	W 33-18
O 10	at Fresno State*	CBSSN	W 56-14
O 16	#21 BOISE STATE*	CBSSN	W 52-26
O 23	at San Diego State*	ESPN2	L 14-48
O 30	WYOMING*	ESPN2	W 58-27
N 7	at New Mexico*	CBSSN	1:30 pm
N 14	at Air Force*	ESPN3	12 pm
N 21	NEVADA*	ESPN Net.	TBA
N 28	BYU	CBSSN	1:30 pm

MOUNTAIN WEST CHAMPIONSHIP

D 5 TBA ESPN2 5:30 pm

* Mountain West Game

All times Mountain. Home games in **BOLD CAPS**.

GAME NINE INFORMATION

- **Surface** FieldTurf
- **Series History** Utah State trails, 10-11-0

TV: CBS SPORTS NETWORK

- **Play-by-Play** Andrew Catalon
- **Analyst** Randy Cross
- **Reporter** Rashan Ali

RADIO: AGGIE SPORTS NETWORK

- **Play-by-Play** Al Lewis
- **Analyst** Craig Hislop
- **Online:** 610kvnu.com

TWITTER: #USUAGGIES

- **Official Account** @USUFootball

ONLINE: UTAHSTATEAGGIES.COM

UtahStateAggies.com offers the most complete and comprehensive coverage of the Aggies on gameday.

MEDIA RELATIONS

- **Football Contact:** Doug Hoffman
 - **Office:** (435) 797-3714
 - **Cell:** (435) 881-8011
 - **Email:** Doug.Hoffman@usu.edu
- **Secondary Contact:** Wade Denniston
 - **Office:** (435) 797-1361
 - **Cell:** (435) 787-8587
 - **Email:** Wade.Denniston@usu.edu
- **Address:** 7400 Old Main Hill, Logan, UT 84322

UTAH STATE (5-3, 4-1 MW) vs. NEW MEXICO (4-4, 2-2 MW)

SATURDAY, NOV. 7, 2015 • 1:30 P.M. • ALBUQUERQUE, N.M. • UNIVERSITY STADIUM (37,457)



UTAH STATE AGGIES

2015 RECORD: 5-3, 4-1 MW

LAST GAME: Oct. 30, 2015

- W, 58-27 vs. Wyoming

HEAD COACH: Matt Wells

- **School Record:** 24-12 (3rd year)
- **Career Record:** 24-12 (3rd year)
- **vs. New Mexico:** 2-0

ACTIVE STATISTICAL LEADERS

- **Rush:** Devante Mays (83-586, 7 TD)
- **Pass:** Kent Myers (69-106, 893, 9 TD, 1 INT)
- **Rec.:** Hunter Sharp (28-364, 4 TD)
- **Def.:** Nick Vigil (89 tkl., 8.5 ffl, 3.0 sacks)



NEW MEXICO LOBOS

2015 RECORD: 4-4, 2-2 MW

LAST GAME: Oct. 24, 2015

- L, 21-31 at San José State

HEAD COACH: Bob Davie

- **School Record:** 15-30 (4th year)
- **Career Record:** 50-55 (9th year)
- **vs. Utah State:** 0-2

ACTIVE STATISTICAL LEADERS

- **Rush:** Teriyon Gibson (78-502, 5 TD)
- **Pass:** Lamar Jordan (47-85, 599, 3 TD, 2 INT)
- **Rec.:** Dameon Gamblin (28-371, 2 TD)
- **Def.:** Dakota Cox (61 tkl., 9.0 ffl, 3.5 sacks)

AGGIES PLAY AT NEW MEXICO ON CBS SPORTS NETWORK

• Utah State continues Mountain West play at New Mexico on CBS Sports Network on Saturday afternoon. USU is 17-4 (.810) all-time in the Mountain West and has won 28 of its last 32 (.875) league games dating back to 2011.

• Utah State has won 13 of its last 16 (.813) conference road games and 15 of its last 27 (.556) road games overall. Under head coach **Matt Wells**, USU is 7-3 in Mountain West road games and 8-10 overall in road games. During its last 13 conference road wins, USU is averaging 40.7 points and 494.3 yards per game, while its average margin of victory is 19.5 points per game.

AGGIES ONE WIN AWAY FROM BOWL ELIGIBILITY

• With a win at New Mexico, Utah State will be bowl eligible for the fifth-straight year. USU has played in four-straight bowl games and won each of its last three bowls, both of which are school records.

• Utah State concluded its 2014 season with a 21-6 win against UTEP in the GILDAN New Mexico Bowl.

WHAT TO WATCH FOR SATURDAY

• Utah State has scored 50 or more points in three of its last four games (56 at Fresno State, 52 vs. No. 21 Boise State, 58 vs. Wyoming), marking only the second time in school history that USU has scored 50-plus points in three games in one season along with the 1961 team.

• Sophomore **Kent Myers** is 9-2 as Utah State's starting quarterback and the Aggies are 18-6 over the past three years with a backup quarterback as their starter.

• Utah State has won 15 of its last 16 games played during the month of November dating back to 2011, including six of its last seven on the road.

• Despite not forcing any turnovers in each of its last two games, Utah State has still forced 18 turnovers in its last six games with 10 fumbles and eight interceptions. On the season, USU ranks first nationally in fumbles recovered (10), 13th nationally in turnovers forced (18) and 23rd in the nation in turnover margin (+5).

• Utah State ranks 41st nationally in rushing defense (143.9 ypg), while New Mexico ranks 12th nationally in rushing offense (248.4 ypg).

• Utah State has won 19 straight games with a 100-yard rusher, including a 2-0 record this year, 23 of its last 24 games when it rushes at least 40 times, including a 4-0 record this year, and 20 straight games when it rushes for 200 yards, including a 3-0 record this year.



Junior RB Devante Mays rushed for a career-best 176 yards on a career-high 22 carries and scored two touchdowns in Utah State's 58-27 home win against Wyoming last weekend. Mays leads the Mountain West and ranks ninth nationally with his 7.1 yards per carry.



UTAH STATE QUICK FACTS

HEAD COACH MATT WELLS

Years Coached:	3rd season
Alma Mater:	Utah State, 1996
Career Record:	24-12 (.667)
Record at Utah State:	24-12 (.667)
Mountain West Record:	17-4 (.810)
Bowl Record:	2-0 (1.000)

ASSISTANT COACHES/STAFF

- Mark Weber (Associate Head Coach/OL)
- Josh Heupel (Assistant Head Coach/OC/QB)
- Kevin Clune (Defensive Coordinator/LB)
- Dave Ungerer (Special Teams Coordinator/RB)
- Luke Wells (Co-Offensive Coordinator/TE/RC)
- Jovon Bouknight (Passing Game Coordinator/WR)
- Joe Lorig (Safeties)
- Ikaika Malloe (Defensive Line)
- Kendrick Shaver (Def. Passing Game Coord./CB)
- Waqa Damuni (Asst. AD for Football Operations)
- Reed Hornung (Director of Player Personnel)
- Dave Kragthorpe (Special Asst. to Head Coach)
- Dillon Sanders (Defensive Graduate Assistant)
- Manoa Latu (Defensive Graduate Assistant)
- Kelly Bills (Offensive Graduate Assistant)
- Jon Cooper (Offensive Graduate Assistant)
- Joey Halzle (Offensive Administrative Assistant)
- Brad Vonnahme (Defensive/ST Admin. Assistant)
- Dave Scholz (Strength & Conditioning)

2015 TEAM INFORMATION

Record:	5-3
MW Record:	4-1
Lettermen Returning:	38 (O-12, D-24, S-2)
Lettermen Lost:	22 (O-13, D-7, S-2)
Starters Returning:	15 (O-8, D-7)
Starters Lost:	11 (O-5, D-6)
Offensive Starters Returning:	8
OG Taani Fisilau; TE Wyatt Houston; OG Tyshon Mosley; QB Kent Myers; WR Devonte Robinson; WR Hunter Sharp; OT Jake Simonich; OC Austin Stephens	
Defensive Starters Returning:	7
FS Devin Centers; CB Jalen Davis; LB LT Filiaga; CB Daniel Gray; LB Torrey Green; DE Jordan Nielsen; LB Nick Vigil	

TEAM HISTORY

First Year of Football:	1892
Record (Years):	530-520-31 (116)
Mountain West Record (Years):	17-4 (3)
Conference Championships (Last):	12 (2012)
All-Time Bowl Record:	4-6

STADIUM INFORMATION

Name:	Merlin Olsen Field at Maverik Stadium
Capacity:	22,509
Surface:	AstroTurf
Record:	134-98
Year Built:	1968

MEDIA RELATIONS CONTACTS

Associate Athletics Director for Media Relations **Doug Hoffman** (435-797-3714 office, 435-881-8011 cell, doug.hoffman@usu.edu) handles all media requests for the Utah State football program, along with Assistant Media Relations Coordinator **Wade Denniston** (435-797-1361 office, 435-787-8587 cell, wade.denniston@usu.edu)

WEEKLY PRESS CONFERENCE

Utah State head coach **Matt Wells** will hold his weekly press conference every Monday during the regular season at 11:30 a.m. MT. Selected players will also be available. Live streaming of the press conference will be made available at UtahStateAggies.com. Broadcast-quality video is available per request.

PRACTICE SCHEDULE

Practices are closed to the media. Requested coaches and players will be available for post-practice interviews on Tuesdays and Wednesdays for Saturday games. There is no media availability following Monday, Thursday and Friday practices.

INTERVIEW REQUESTS

All player and assistant coaching staff interview requests should be directed to **Doug Hoffman**. Requests for post-practice interviews should be made at least 24 hours in advance. Personal phone numbers will not be made available to media. Players have been instructed not to conduct interviews when contacted without prior approval from the media relations staff.

POST-GAME INTERVIEW POLICY

The Utah State locker room is closed at all times. A media relations staffer will collect all player requests in the press box midway through the fourth quarter. Requested players will be available in the Spetman Auditorium on the 2nd floor of the Jim & Carol Laub Athletics-Academics Complex immediately following head coach **Matt Wells'** post-game press conference. Live streaming of each post-game press conference will be made available at UtahStateAggies.com. Post-game interviews on the road will be held in accordance with the host school's procedures.

CREDENTIALS AND PARKING

Requests for working credentials for the 2015 Utah State football season must be sent to **Doug Hoffman**. Media parking is located in the Blue lot on the east side of Maverik Stadium as temporary housing will be utilized to accommodate the media during renovations to the stadium.

PRESS BOX AND GAMEDAY SERVICES

Packets with pregame information will be distributed in advance of kickoff on the day of the game. Play-by-play, quarter, halftime and final statistics along with coach and player quotes are all regular services on game day. Stat monitors with live, updated statistics are provided for radio and television, while print media can access the same information with their computers utilizing GameTracker and StatBroadcast.

UTAHSTATEAGGIES.COM

For updated statistics, rosters, game notes and all Aggie news on the Internet, go to the official Utah State Athletics website at UtahStateAggies.com. For those out of range of the Aggie Sports Network's radio broadcast, live audio of every game is available through UtahStateAggies.com's All-Access.

TWITTER

Follow all of the Aggie coaches and the program on twitter: **Matt Wells** @CoachWellsU-SUFB; **Mark Weber** @CoachWeberUSUFB; **Josh Heupel** @CoachHeupel; **Kevin Clune** @CoachKevinClune; **Dave Ungerer** @coachungerer; **Luke Wells** @coachlukewells; **Jovon Bouknight** @CoachBouknight; **Joe Lorig** @CoachJoeLorig; **Ikaika Malloe** @MalloeMalloe; **Kendrick Shaver** @CoachkSHAVER; and @USUFootball.

MONDAY	TUESDAY	WEDNESDAY	THURSDAY	SATURDAY	SUNDAY
11:30 a.m. - Weekly Press Conference	Closed Practice - Requested players and assistant coaches available for post-practice interviews.	Closed Practice - Requested players and assistant coaches available for post-practice interviews.	Closed Practice - No Availability	1:30 p.m. MT - Kickoff vs. New Mexico (CBS Sports Network)	No Availability
Closed Practice - No Availability		7 p.m. - Matt Wells Radio Show	FRIDAY Closed Practice - No Availability	Post-Game - Coach Wells and requested players available in the designated media area.	





UTAH STATE CONTINUES MOUNTAIN WEST PLAY AT NEW MEXICO

Utah State (5-3, 4-1 MW) continues Mountain West play this week at New Mexico (4-4, 2-2 MW) on Saturday, Nov. 7 at 1:30 p.m. The game will be nationally televised by CBS Sports Network (Comcast Ch. 269/753HD, Dish Network Ch. 158, DirecTV Ch. 221) with Andrew Catalan (play-by-play), Randy Cross (analyst) and Rashan Ali (reporter) on the call. Live audio of the game is also available on www.UtahStateAggies.com. USU, which is 530-520-31 (.505) in its 118th season, has nine nationally televised games on ESPN, CBS Sports Network and the Pac-12 Network in 2015.

A LOOK AT UTAH STATE

Utah State is 5-3 on the season and 4-1 in Mountain West play following its 58-27 home win against Wyoming last weekend. Offensively, USU is led by sophomore QB **Kent Myers**, who is 69-of-106 (.651) passing for 893 yards (178.6 ypg) with nine touchdowns and one interception. Junior RB **Devante Mays** leads the team in rushing with 586 yards on 83 carries (7.1 ypc/73.2 ypg) with seven touchdowns, and senior WR **Hunter Sharp** has a team-best 28 receptions for 364 yards (13.0 ypr/60.7 ypg) with four touchdowns. Defensively, junior LB **Nick Vigil** leads the team with 89 tackles, which includes 3.0 sacks and 8.5 tackles for loss, while senior LB **Kyler Fackrell** has 53 tackles, which includes 3.0 sacks and 11.0 tackles for loss. As a team, Utah State is averaging 32.0 points and 369.9 yards of total offense (187.9 - passing, 182.0 - rushing) and allowing 24.6 points and 325.2 yards of total offense (181.2 - passing, 144.0 - rushing).

LOOKING AT UTAH STATE'S OFFENSIVE NUMBERS IN MOUNTAIN WEST PLAY

In its first five Mountain West games, Utah State is averaging 42.6 points and 416.4 yards of total offense per game (223.2 - rushing, 193.2 - passing), for an average of 6.5 yards per play. During its first three games of the year, USU averaged just 14.3 points and 292.3 yards per game (113.3 - rushing, 179.0 - passing), for an average of 4.4 yards per play.

UTAH STATE SCORES SEASON-HIGH 58 POINTS AGAINST WYOMING

- Utah State scored a season-high points last weekend in its 58-27 home win against Wyoming, which are its most points scored in a game since defeating Weber State 70-7 in 2013. Its 58 points are also the most in a conference game since winning at Idaho 63-17 in 1997.
- Utah State's 34 first downs ties the school record set in 1990 against Pacific and again in 1996 against Boise State. USU also had a season-low three penalties for a season-low 25 yards.
- Utah State ran 62 plays against Wyoming, but only had six third downs for the entire game, converting three of them.
- Utah State had 592 yards of total offense, its most since it had 646 yards at No. 19 Louisiana Tech in 2012, and the 14th-most in school history. USU had a season-high 296 passing yards against the Cowboys, its most since it passed for 311 yards against Air Force in 2014, a span of 17 games. USU's 296 rushing yards are its second-most in a game this year behind its 298 against Colorado State.
- Eight Aggies caught passes against Wyoming as Utah State was 16-of-19 passing in the game. Those eight different players with receptions are the second-most in a game this year.
- Utah State scored four touchdowns and converted one field goal during the first half as it scored on all five of its possessions in building a 30-14 halftime advantage. In all, USU scored seven touchdowns, to go along with one field goal, during its first nine possessions, as the only time it didn't score was when it fumbled the ball. For the game, USU punted just one time and had just two possessions that did not end in a score. Furthermore, USU's touchdown on its opening drive marked the first time this year it had scored on its first possession of the game.
- Utah State has now won four straight games against Wyoming, its longest winning streak in the series since also winning four-straight from 1972-75. Overall, USU is now 38-24-4 all-time against the Cowboys and those 38 wins are the most against any school in USU history.

UTAH STATE WINS 13TH STRAIGHT HOME GAME

- With its 58-27 home win against Wyoming last weekend, Utah State has now won 13 straight home games, which is tied with the 1931-34 teams for the third-longest home winning streak in school history, and is also tied for the fifth-longest streak in the nation.
- Utah State has won 22 of its last 24 home games, including nine-straight Mountain West home games, and 15 of its last 16 conference home games. Under head coach **Matt Wells**, USU is now 14-2 at home, including a 10-1 Mountain West record.

UTAH STATE AVOIDS BACK-TO-BACK CONFERENCE LOSSES

With its 58-27 home win against Wyoming last weekend, Utah State is now 10-2 following a loss under Wells, including a 2-1 record this year. USU has only lost back-to-back games twice in its last 56 outings and the last time USU lost back-to-back conference games was in 2011.

DID YOU KNOW?

Utah State is one of just four FBS programs to win at least 30 games and record three bowl victories in the past three years joining Clemson, Michigan State and Oregon.

MOUNTAIN WEST STANDINGS

MOUNTAIN	MW	Overall
Utah State	4-1	5-3
Boise State	4-1	7-2
Air Force	4-1	5-3
New Mexico	2-2	4-4
Colorado State	1-3	3-5
Wyoming	1-4	1-8

WEST	MW	Overall
San Diego State	5-0	6-3
San José State	3-2	4-4
Nevada	2-2	4-4
UNLV	1-3	2-6
Fresno State	1-4	2-6
Hawai'i	0-5	2-7

THIS WEEK'S GAMES (ALL TIMES MOUNTAIN)

Thursday, Nov. 5

- Nevada at Fresno St. (ESPN2) 8:30 pm

Friday, Nov. 6

- BYU at San José St. (CBSSN) 9:30 pm

Saturday, Nov. 7

- Colorado St. at Wyoming (ESPN3) 1 pm
- Army at Air Force (ESPNU) 1:30 pm
- Utah St. at New Mexico (CBSSN) 1:30 pm
- Hawai'i at UNLV (Oceanic) 4 pm

AGGIE RADIO NETWORKS

Every Utah State football game can be heard live on the Aggie Radio Network. **Al Lewis** serves as the play-by-play announcer, while **Craig Hislop** will provide color analysis. Games can also be heard on the Internet (www.UtahStateAggies.com) by clicking on the 'Listen Live' link.

- Logan KVNU (610 AM/102.1 FM)
- Logan/Tremonton KLZX (95.9 FM)
- Salt Lake City KZNS (1280 AM)
- Vernal KVEL (920 AM)
- Price KRPX (95.3 FM)
- Montpelier, ID KLZX (105.3 FM)





UTAH STATE AT NEW MEXICO



2015 UTAH STATE STATS (5-3/4-1 MW)

TEAM STATISTICS	USU	OPP
Points/Game	32.0	24.6
First Downs	19.5	18.1
Rushing/Game	182.0	144.0
Passing/Game	187.9	181.2
Total Offense/Game	369.9	325.2
Fumbles-Lost	12-7	15-10
Pen.Yds/Game	60/72.1	50/53.6
Time of Possession	29:20	30:40
Third Down Conversions	35/104	39/120
Fourth Down Conversions	7/11	11/18

INDIVIDUAL LEADERS

Rushing	Att	Net	Avg	TD	YPG
Mays	83	586	7.1	7	73.2
Myers	56	313	5.6	3	62.6
Passing	C-A-I	Pct	Yds	TD	YPG
Myers	69-106-1	65.1	893	9	178.6
Keeton	55-101-5	54.5	537	2	179.0
Receiving	Rec	Yds	Avg	TD	YPG
Sharp	28	364	13.0	4	60.7
Robinson	18	266	14.8	1	44.3
Hunt	17	131	7.7	1	18.7
Defense	U-A-T	TFL	Int	FF-FR	
Vigil	38-51-89	8.5	0	2-1	
Fackrell	23-30-53	11.0	0	2-4	
Fillaga	12-40-52	0.5	0	0-0	

2015 NEW MEXICO STATS (4-4/2-2 MW)

TEAM STATISTICS	UNM	OPP
Points/Game	29.9	28.0
First Downs	19.0	22.0
Rushing/Game	248.4	209.4
Passing/Game	133.0	212.8
Total Offense/Game	381.4	422.1
Fumbles-Lost	11-6	9-7
Pen.Yds/Game	52/62.2	53/52.1
Time of Possession	29:49	30:11
Third-Down Conversions	45/114	54/110
Fourth-Down Conversions	11/14	5/13

INDIVIDUAL LEADERS

Rushing	Att	Net	Avg	TD	YPG
Gipson	78	502	6.4	5	71.7
Jordan	74	455	6.1	3	65.0
Pressley	96	449	4.7	5	56.1
Passing	C-A-I	Pct	Yds	TD	YPG
Jordan	47-85-2	55.3	599	3	85.6
Apodoca	40-79-3	50.6	465	1	66.4
Receiving	Rec	Yds	Avg	TD	YPG
Gamblin	28	371	13.2	2	46.4
White	11	174	15.8	0	21.8
Defense	U-A-T	TFL	Int	FF-FR	
Cox	36-25-61	9.0	1	0-0	
Carson	42-9-51	7.0	0	0-0	
Crosby	28-16-44	3.0	2	1-1	

A QUICK LOOK AT NEW MEXICO

New Mexico is 4-4 on the season and 2-2 in Mountain West play following its 31-21 road loss at San José State two weeks ago in its last game. The Lobos are led by sophomore QB Lamar Jordan, who is 47-of-85 passing for 599 yards (85.6 ypg) with three touchdowns and two interceptions. Junior RB Teriyon Gibson leads the team in rushing with 502 yards on 78 carries (6.4 ypc/71.7 ypg) with five touchdowns, and junior WR Dameon Gamblin has caught 28 passes for 371 yards (13.2 ypr/46.4 ypg) with two touchdowns. Defensively, junior LB Dakota Cox has a team-best 61 tackles, which includes 3.5 sacks and 9.0 tackles for loss, while sophomore LB Kimmie Carson has 51 tackles, which includes 2.5 sacks and 7.0 tackles for loss. As a team, New Mexico is averaging 29.9 points and 381.4 yards of total offense per game (248.4 -r ushing, 133.0 - passing) and allowing 28.0 points and 422.1 yards of total offense (212.8 - passing, 209.4 - rushing). New Mexico returns 14 starters (O-7, D-7) and 46 lettermen (O-22, D-21, S-3) from last year's team that went 4-8 overall and 2-6 in Mountain West play to finish fifth in the Mountain Division. Bob Davie is 15-30 in four seasons at New Mexico and 50-55 in nine seasons as a collegiate head coach.

AGGIES AND LOBOS SERIES HISTORY

Utah State trails in the all-time series against New Mexico, 11-10, including a 4-8 road record. The first game played in the series was on Dec. 1, 1951 in Albuquerque with UNM winning 17-13. USU has won the last two meetings between the two teams with a 28-21 home win on Nov. 15, 2014 and a 45-10 win in Albuquerque on Oct. 19, 2013. The last time New Mexico won a game in the series was on Oct. 4, 2003 in Albuquerque, 34-7.

UTAH STATE AND NEW MEXICO AS CONFERENCE FOES

Utah State and New Mexico have spent 14 years as league foes as both schools were members of the Skyline Conference from 1951 to 1961, along with its current membership in the Mountain West. The Lobos have been a member of the Mountain West since its inception in 1999, while USU joined the league prior to the 2013 season.

UTAH STATE VS. NEW MEXICO SERIES 14TH-MOST PLAYED IN SCHOOL HISTORY

Utah State and New Mexico will be meeting for the 22nd time in series history this weekend in what is tied for the 14th-most played series in school history.

TOP AGGIE PERFORMERS AGAINST NEW MEXICO

Rushing Yards: Joey DeMartino (2013), 144 yards on 12 carries
Passing Yards: Jose Fuentes (2002), 340 yards on 16-of-34 passing
Receiving Yards: Kevin Curtis (2002), 180 yards on 6 receptions

WELLS VERSUS NEW MEXICO

Matt Wells is 2-0 all-time against New Mexico as Utah State's head coach and never faced the Lobos as an assistant.

UTAH STATE VERSUS THE STATE OF NEW MEXICO

Utah State is 40-18 (.690) all-time against Division I teams from the state of New Mexico, including a 30-7 record against New Mexico State and a 10-11 record versus New Mexico.

UTAH STATE CONNECTIONS WITH NEW MEXICO

Utah State head coach **Matt Wells** was the tight ends coach/recruiting coordinator at Tulsa in 2005, when New Mexico run game coordinator/tight ends coach and recruiting coordinator Derek Warehime was an offensive line student assistant at Tulsa. Wells also coached at New Mexico from 2007-08 as the wide receivers coach and recruiting coordinator and again in 2010 as the wide receivers coach, working with New Mexico offensive line coach Jason Lenzmeier. USU defensive line coach **Ikaika Malloe** coached with New Mexico athletic performance director Ben Hilgart at Western Illinois in 2001 as Malloe was the special teams coordinator/defensive line coach and Hilgart was the assistant defensive line coach and strength and conditioning coach.

UTAH STATE VERSUS THE MOUNTAIN WEST CONFERENCE

Utah State is 144-166-8 (.465) all-time against current members of the Mountain West with a 38-24-4 record vs. Wyoming, a 33-37-2 record vs. Colorado State, a 15-7 record vs. UNLV, a 16-20-1 record vs. San José State, an 11-17-1 record vs. Fresno State, a 10-11 record vs. New Mexico, an 8-6 record vs. Hawai'i, a 5-17 record vs. Nevada, a 5-15 record vs. Boise State, a 2-1 record vs. Air Force, and a 1-11 record vs. San Diego State.

HOMEGROWN PLAYERS

Utah State has 40 players in its program from the state of Utah, while New Mexico has 23 players on its roster from the Land of Enchantment.

DID YOU KNOW?

Utah State is 8-6-1 all-time in games played on Nov. 7. USU is also 7-2 all-time under head coach **Matt Wells** during day games, including an 0-1 record this season.





MORE CONNECTIONS WITH NEW MEXICO

Utah State head coach Matt Wells spent three years (2007, 2008, 2010) as an assistant coach at New Mexico as he was the wide receivers coach and recruiting coordinator in 2007 and 2008, and the wide receivers and kickoff return coach in 2010.

STATS FOR CURRENT AGGIES WITH MULTIPLE GAMES VS. NEW MEXICO

The following is a look at what current Utah State players have done against New Mexico in two games played. Senior DE Jordan Nielsen has six tackles, including 1.5 tackles for loss.

UTAH STATE IN THIRD SEASON IN MOUNTAIN WEST

Utah State is in its third year as a member of the Mountain West and has been a Division I-A football playing school in each of its 117 seasons of competition. USU joined the Mountain States/Skyline Conference in 1938 until 1961.

UTAH STATE TO PLAY FIRST SATURDAY GAME IN A MONTH

Utah State will be playing on Saturday this weekend against New Mexico, marking its first Saturday game in one month since it played at Fresno State (Oct. 10). Overall, this will be just its fourth Saturday game this season.

AGGIES DOMINATING THE SECOND QUARTER THIS SEASON

Utah State's most productive quarter in 2015 has been the second as the Aggies have out-scored their opponents by 49 points (111-62) going into halftime. In its last four games, USU has out-scored its opponents 73-31 in the second quarter.

AGGIE SENIORS LOOKING TO SET SCHOOL RECORD FOR WINS

Utah State's 2015 senior class has 35 career wins, which is the second-most in school history, and needs three more victories to break last year's senior class record of 37 wins.

AGGIES HAVE FIVE-GAME WINNING STREAK EACH OF LAST FOUR YEARS

Utah State has had at least a five-game winning streak in each of its last four seasons as the 2011, 2013 and 2014 teams all won five-straight games, while the 2012 team won its last seven games.

DID YOU KNOW?

Utah State has returned a pair of blocked extra points for two-point conversions in its last 10 games as senior LB Torrey Green returned a blocked PAT by senior NG David Moala against Southern Utah in the first game of the 2015 season.

UTAH STATE AT NEW MEXICO



SERIES HISTORY

Overall USU trails, 10-11-0
In Logan USU leads, 6-3-0
In Albuquerque USU trails, 4-8-0
Neutral Site NA
Longest USU Win Streak 3, 1953-55
Longest UNM Win Streak 4, 1956-1959
Largest USU Margin of Victory ... (39) 46-7 -- 10/15/60
Largest UNM Margin of Victory (28) 28-0 -- 12/6/52

GAME-BY-GAME RESULTS

Table with 3 columns: Date, Result, Score. Rows include 12-1-51, 12-6-52, 9-26-53, 10-2-54, 10-8-55, 9-29-56, 10-12-57, 10-11-58, 10-10-59, 10-15-60, 10-14-61, 10-13-62, 10-12-63, 10-17-64, 9-17-66, 9-20-97, 9-12-98, 10-19-02, 10-4-03, 10-19-13, 11-15-14.

* = overtimes





LAST MEETING VS. NEW MEXICO



NOVEMBER 15, 2014

MERLIN OLSEN FIELD AT MAVERIK STADIUM

SCORING SUMMARY

	1	2	3	4	FINAL
New Mexico	7	7	0	7	21
Utah State	7	14	7	0	28

First Quarter

USU - Hunt 1 yd rush (Diaz kick, 6:50)
 NM - Anaya 1 yd rush (Rogers kick, 1:15)

Second Quarter

USU - Robinson 59 yd rush (Diaz kick, 14:47)
 NM - R. Jordan 72 yd rush (Rogers kick, 14:22)
 USU - Houston 10 yd pass from Myers (Diaz kick, 7:25)

Third Quarter

USU - Natson 48 yd rush (Diaz kick, 7:25)

Fourth Quarter

UNLV - Duncan 59 yd pass from L. Jordan (Rogers kick, 4:17)
 Attendance: 19,591

TEAM STATISTICS

	UNM	USU
First Downs	18	19
Rushing	246	272
Passing	154	150
Fumbles: Number-Lost	2-0	1-0
Penalties: Number-Yards	3-16	3-25
Punts-Yards/Avg.	5-232/46.4	5-222/44.4
Punt returns: No-Yds-TD/Avg.	0-0-0/0.0	4-44-0/11.0
Kickoff Returns: No-Yds-TD/Avg.	4-61-0/15.3	2-51-0/25.5
Interceptions: No-Yds-TD	1-33-0	1-0-0
Fumble Returns: No-Yds-TD	0-0-0	0-0-0
Possession Time	33:02	26:58
Third-Down Conversions	8-of-15	6-of-12

INDIVIDUAL RUSHING

UNM: R. Jordan, 9-96 TD; L. Jordan, 23-80; Gipson, 12-42; Anaya, 4-27 TD; Pressley, 1-1.
USU: Natson, 5-70 TD; Hill, 10-63; Robinson, 1-59 TD; Hunt, 8-55 TD; Myers, 10-39; Team 2-(-14).

INDIVIDUAL PASSING (C-A-I, Yds, TD)

UNM: L. Jordan, 8-18-1, 154, 1.
USU: Myers, 13-21-1, 150, 1.

INDIVIDUAL RECEIVING

UNM: Duncan, 2-74 TD; Magnant, 2-16; White, 1-29; R. Jordan, 1-22; Jones, 1-10; Bundy, 1-3.
USU: Sharp, 4-8; Butler, 3-60; Houston, 3-54 TD; Robinson, 2-19; Natson 1-9.

USU Punt Returns: Natson, 4-44

USU KO Returns: Davis, 1-20, Williams, 1-31

USU Interception Returns: Sutera, 1-0

USU Tackle Leaders: N. Vigil 13, Z. Vigil 10, Davis 7, Sutera 7, Suite 6, Centers 6, Nielsen 5.

UTAH STATE STARTERS

OFFENSE	DEFENSE
LT Whimpey	DE Larsen
LG Mosley	DT Matagi
C Stephens	DT Seefeldt
RG Fisilau	DE Nielsen
RT Simonich	LB N. Vigil
WR Robinson	LB Z. Vigil
WR Sharp	CB Stewart
WR Natson	CB Davis
TE Court	SS Sutera
RB Hunt	FS Centers
QB Myers	FS Suite



Freshman QB Kent Myers (2) was 13-of-21 passing for 150 yards with one touchdown and one interception in Utah State's 28-21 home win against New Mexico. Myers also had career-highs in rushing attempts (10) and rushing yards (39) against the Lobos.

LOGAN, Utah - Junior WR's JoJo Natson and Devonte Robinson each scored rushing touchdowns to help Utah State (8-3, 5-1) post a 28-21 Mountain West home win against New Mexico (3-7, 1-5) on Nov. 15, 2014.

Utah State rushed for 272 yards on the afternoon as part of its 422 yards of total offense as it also passed for 150 yards. New Mexico finished the game with 400 yards of total offense, with 246 yards rushing and 154 yards passing. The 246 rushing yards by the Lobos are the most allowed by an Aggie defense since 2010.

Freshman QB Kent Myers was 13-of-21 passing for Utah State for 150 yards with one touchdown and his first career interception, and added career-highs in both rushing attempts (10) and yards (39).

Natson rushed for 70 yards on five carries, including a 48-yard touchdown, and Robinson added a 59-yard touchdown run. Freshman RB LaJuan Hunt also scored a rushing touchdown from 1-yard out and finished the game with 55 yards on eight carries.

Redshirt freshman QB Lamar Jordan paced New Mexico with 80 rushing yards on 23 carries, while completing 8-of-18 passes for 154 yards with one touchdown and one interception.

Sophomore LB Nick Vigil had 13 tackles, while senior LB Zach Vigil had 10 stops. Senior SS Frankie Sutera added seven stops and intercepted his seventh pass of the season, which ranks tied for the third-most interceptions in a single-season in school history.

Hunt got Utah State on the scoreboard midway through the first quarter on a 1-yard run to give the home team a 7-0 lead. During the drive, Hunt recorded a career-long rush of 47 yards to set up the touchdown as the Aggies drove 49 yards in just four plays.

New Mexico tied the game late in the first quarter on a 1-yard touchdown run by David Anaya to cap a 6-play, 33 yard drive following Myers first career interception.

On the first play of the second quarter, Robinson rushed 59 yards for his first career rushing touchdown to give the home team a 14-7 lead. New Mexico answered right back on its next series as Romell Jordan scored on a 72-yard run on UNM's second play to tie the game at 14-14. For USU, that was the longest rushing play allowed dating back to the 2007 season.

Utah State regained the lead late in the second quarter as Myers hit sophomore TE Wyatt Houston from 10-yards out to cap a 9-play, 79-yard drive giving USU a 21-14 lead heading into halftime. Houston finished the game with three receptions for a career-high 54 yards.

Utah State scored the only points of the third quarter on Natson's 48 yard run to cap a 4-play, 91-yard drive to give USU its largest lead of the game at 28-14.

New Mexico finally got on the board in the second half late in the fourth quarter on a 59-yard touchdown pass from Lamar Jordan to Tyler Duncan to cap a 9-play, 99-yard drive that took 4:10 off the clock.

However, that would be the last time the Lobos would touch the ball as Utah State rushed nine times for 48 yards on its next drive to take the final 4:17 off the clock in posting the seven-point win.



Sophomore LB Nick Vigil (41) had 13 tackles, including 1.0 for loss, against the Lobos.





LAST MEETING VS. NEW MEXICO IN ALBUQUERQUE



October 19, 2013

UNIVERSITY STADIUM

SCORING SUMMARY

	1	2	3	4	FINAL
Utah State	17	14	7	7	45
New Mexico	0	3	0	7	10

First Quarter

USU - DeMartino 8 yd run (Diaz kick, 13:28)
USU - DeMartino 21 yd pass from Garretson (Diaz kick, 8:05)
USU - Diaz 24 yd field goal (0:41)

Second Quarter

NM - Adams 24 yd field goal (7:56)
USU - DeMartino 32 yd run (Diaz kick, 3:03)
USU - Natson 65 yd punt return (Diaz kick, 1:47)

Third Quarter

USU - DeMartino 38 yd run (Diaz kick, 13:43)

Fourth Quarter

USU - Bentrude 72 yd run (Diaz kick, 8:00)
NM - Carrier 2 yd run (Adams kick, 6:21)
Attendance: 19,739

TEAM STATISTICS

	USU	NM
First Downs	25	17
Rushing	337	160
Passing	155	140
Fumbles: Number-Lost	3-0	2-1
Penalties: Number-Yards	5-43	5-40
Punts-Yards/Avg.	2-74/37.0	7-341/48.7
Punt returns: No-Yds-TD/Avg.	5-102-1/20.4	0-0-0/0.0
Kickoff Returns: No-Yds-TD/Avg.	1-26-0/26.0	7-111-0/15.9
Interceptions: No-Yds-TD	0-0-0	0-0-0
Fumble Returns: No-Yds-TD	0-0-0	0-0-0
Possession Time	26:33	33:27
Third-Down Conversions	7-of-13	3-of-15

INDIVIDUAL RUSHING

USU: DeMartino, 12-144 3 TD; Bentrude, 1-72 TD; Marshall, 14-61; Glover-Wright, 7-36; Natson, 1-14; K. Williams, 4-12; Garretson, 1-2; Lee, 1-0; Team, 1-0
NM: Carrier, 14-69; Vega, 7-47; Mitchem, 9-22; Jones, 1-10; Gongbay, 5-7; Gautsche, 4-7; Wiggins, 3(-2)

INDIVIDUAL PASSING (A-C-I, Yds, TD)

USU: Garretson, 15-23-0, 144, TD; Harrison, 1-1-0, 11
NM: Mitchem 6-10-0, 76; Vega 4-7-0, 30; Gautsche, 1-3-0, 34

INDIVIDUAL RECEIVING

USU: Reynolds, 4-42; DeMartino, 3-41 TD; Natson, 3-17; Van Leeuwen, 2-18; Butler, 2-11; Houston, 1-23; K. Williams, 1-3
NM: Bundy, 3-34; Magnant, 2-40; Wiggins, 2-30; Pressley, 2-13; Aho, 1-12; White, 1-11

USU Punt Returns: Natson, 5-102, TD

USU KO Returns: Glover-Wright, 1-26

USU Interception Returns: None

USU Tackle Leaders: Doughty 6; Lawson 6; Z. Vigil 5; Alexander 5

UTAH STATE STARTERS

OFFENSE	DEFENSE
LT Kev. Whimpey	DE C. Williams
LG Tauauve'a	DT Pataial'i
C T. Larsen	DT Kamana-Matagi
RG Markosian	DE Larsen
RT Schultz	LB Fackrell
TE Andersen	LB Doughty
TE Malohifo'ou	LB Z. Vigil
WR Van Leeuwen	CB Lawson
WR Reynolds	CB Byrd
RB DeMartino	SS Suite
QB Garretson	FS Alexander



Senior RB Joey DeMartino (28) rushed for a career-high 144 yards on 12 carries with three touchdowns in Utah State's 45-10 win at New Mexico. DeMartino also caught a career-high three passes for a career-best 41 yards, including a 21-yard touchdown against the Lobos.

ALBUQUERQUE, N.M. - Senior RB Joey DeMartino rushed for a career-high 144 yards and scored four touchdowns, and the Aggie defense held the nation's second-ranked rushing offense to less than half of its season average, in Utah State's 45-10 Mountain West road win at New Mexico on Saturday, Oct. 19, 2013.

Utah State evened its record at 4-4 with the win and improved to 3-1 in MW play, while New Mexico fell to 2-5 on the season and 0-3 in the league with the loss.

Utah State finished the game with a season-high 337 rushing yards as part of its 492 yards of total offense as it also passed for 155 yards.

Utah State's defense limited New Mexico to just 300 yards of total offense, including a season-low 160 yards on the ground. UNM entered the game ranking second in the nation with an average of 349.3 rushing yards per game.

True freshman QB Darell Garretson finished the game 15-of-23 passing for 144 yards with one touchdown in his first career start, while DeMartino recorded his third-career 100-yard rushing game as he finished the contest with 144 yards on just 12 carries and tied his career-high with three rushing touchdowns. DeMartino also had a career-high three receptions for a career-best 41 yards, including his first career touchdown reception.

Senior WR Travis Reynolds finished with four receptions for 42 yards and extended his streak with at least one reception to 17 straight games.

Defensively, senior CB Nevin Lawson and senior LB Jake Doughty each had six tackles for USU, while senior DT Connor Williams had a team-high 1.5 sacks as USU notched a season-high six sacks against the Lobos.

New Mexico RB Kasey Carrier ran for just 69 yards on 14 carries after entering the game ranking first in the Mountain West and eighth in the nation with an average of 138.7 rushing yards per game. Clayton Mitchem finished 6-of-10 passing for 76 yards for UNM.

Utah State got on the board early as DeMartino scored on an 8-yard run on its first offensive play of the game following a Mitchem fumble on New Mexico's third offensive play that was recovered by Williams inside the Lobo's 10-yard line.

DeMartino scored Utah State's second touchdown of the game on its next possession on a 21-yard pass from Garretson to make the score 14-0, and junior PK Nick Diaz added a 24-yard field goal late in the quarter to give the visitors a 17-0 advantage after one period.

Following a 32-yard New Mexico field goal, DeMartino scored his second rushing touchdown of the game on a 32-yard run after he rushed for 42 yards on the first play of the drive to extend USU's lead to 24-3.

Utah State scored its final touchdown of the half on a 65-yard punt return by sophomore WR JoJo Natson to give the Aggies a 31-3 lead at intermission. For Natson, it was his first-career punt return for a score and the first time USU returned a punt for a touchdown since 2007.

DeMartino scored his fourth and final touchdown of the game on USU's first series of the third quarter as he ran in from 38 yards out to cap a 4-play, 74-yard drive for a 38-3 Aggie lead.

Utah State's final touchdown came midway through the fourth quarter as junior P Jaron Bentrude kept the ball on a rugby punt and raced 72 yards down the right sideline to push USU's lead to 45-3.

New Mexico concluded the scoring with a 2-yard run by Carrier with 6:21 to play to make the final score 45-10.



Senior LB Jake Doughty (51) had six tackles, including 1.0 tackles for loss, to go along with one pass breakup against the Lobos.





RANKINGS FOR 2015

TEAM RANKINGS

CATEGORY	MW	NCAA
• Sacks Allowed (1.1)	3	T-16
• Scoring Offense (32.0)	3	54
• Completion % (.604)	4	52
• Pass Efficiency (132.9)	5	65
• Passing Offense (187.9)	6	101
• Rushing Offense (182.0)	7	52
• Total Offense (369.9)	9	90
• Passing Defense (181.4)	3	20
• Pass Eff. Defense (114.0)	3	29
• Total Defense (325.2)	4	T-26
• Rushing Defense (143.9)	4	41
• Scoring Defense (24.6)	4	T-56
• Sacks (2.5)	5	T-36
• TO Margin (+0.62)	T-3	T-23
• Punt Returns (10.3)	3	44
• Kickoff Returns (19.5)	11	94
• Net Punting (35.1)	12	105

INDIVIDUAL RANKINGS

INDIVIDUAL	AVG.	MW	NCAA
• Devin Centers (FS)			
Interceptions	0.25	T-6	T-67
• Jalen Davis (CB)			
Passes Defended	1.12	5	-
Interceptions	0.25	T-6	T-67
• Marwin Evans (SS)			
Fumbles Forced ...	0.25	T-3	T-44
Tackles	4.6	T-48	-
• Kyler Fackrell (LB)			
Fumbles Rec.	0.50	1	1
Tackles For Loss ...	1.38	1	T-27
Fumbles Forced ...	0.25	T-3	T-44
Tackles	6.6	24	-
• LT Filiaga (LB)			
Tackles	6.5	T-25	-
• Tyler Floyd (CB)			
Fumbles Rec.	0.13	T-6	T-70
• Devante Mays (RB)			
Yards Per Carry	7.1	1	9
Rushing TDs	0.9	4	43
Rushing	73.2	8	74
• Kent Myers (QB)			
Passing TDs	1.8	5	76
• Jordan Nielsen (DE)			
Fumbles Rec.	0.25	T-4	T-9
• Jontrell Rocquemore (FS)			
Punt Returns TD ...	0.13	T-1	T-4
Fumbles Rec.	0.13	T-6	T-70
• Andrew Rodriguez (WR)			
Punt Returns TD ...	0.13	T-1	T-4
Punt Returns	13.2	1	17
• Hunter Sharp (WR)			
Receiving	60.7	5	95
Receiving TDs	0.7	6	72
Receptions	4.7	7	79
• Nick Vigil (LB)			
Tackles	11.1	1	T-8
Fumbles Forced ...	0.25	T-3	T-44
Fumbles Rec.	0.13	T-6	T-70
• Aaron Dalton (P)			
Punting	39.6	11	88
• Brock Warren (PK)			
Field Goals	0.75	7	95
Scoring	6.0	10	-

UTAH STATE IN THE MOUNTAIN WEST AND NCAA RANKINGS

• Utah State's defense currently ranks among the top 40 in the nation in 12 categories, including ranking third in the Mountain West and 20th nationally in passing defense (181.4 ypg). The Aggies also rank third in the MW and 29th in the nation in pass efficiency defense (114.0), fourth in the MW and tied for 26th nationally in total defense (325.2 ypg), fourth in the MW and 41st in the nation in rushing defense (143.9 ypg), fourth in the MW and tied for 56th in the nation in scoring defense (24.6 ppg), and fifth in the MW and tied for 36th in the nation in sacks (2.5 pg).

• Offensively, Utah State ranks third in the Mountain West and tied for 16th nationally in sacks allowed (1.1 pg), third in the MW and 54th nationally in scoring (32.0 ppg), fourth in the MW and 52nd nationally in completion percentage (.604), fifth in the MW and 65th nationally in passing efficiency (132.9), sixth in the MW in passing (187.9 ypg), seventh in the MW and 52nd nationally in rushing (182.0 ypg), and ninth in the MW and 90th in the nation in total offense (369.9 ypg).

• On special teams, Utah State ranks third in the Mountain West and 44th in the nation in punt returns (10.3 ypr), 11th in the MW in kickoff returns (19.5 ypr), and 12th in the MW in net punting (35.1 ypk). USU has also blocked an extra point and two punts this season to rank first in the MW and tied for fourth nationally with its two blocked punts.

UTAH STATE LEADING THE NATION IN FUMBLES RECOVERED

Despite not forcing a turnover in each of its last two games, Utah State still leads the nation with its 10 forced fumbles, while ranking 13th nationally with its 18 turnovers forced. USU also ranks third in the Mountain West and 28th nationally in opponent's third down conversions (.325), third in the MW and 33rd nationally in first downs allowed (18.13 pg), third in the MW and 39th nationally in tackles for loss (6.9 pg), and fourth in the MW and 47th nationally with its eight passes intercepted. USU has also scored two defensive touchdowns this year, to rank fourth in the MW and 46th in the nation, and has scored 10 defensive touchdowns in its last 30 games. And, USU ranks tied for ninth in the nation in forcing three-and-outs with 5.38 per game.

DEFENSIVE NOTABLES

• Utah State has forced at least one turnover in 38 of its last 45 games and 95 turnovers in its last 45 games. Overall, USU has forced at least three turnovers in 11 of its last 21 games.

• Utah State has intercepted 44 passes in its last 32 games, including multiple interceptions in 14 of those 32 games, and has at least one interception in 20 of its last 28 games.

• Utah State has held its opponent out of the end zone in the first quarter in 34 of its last 50 games, and scoreless in the first quarter in 23 of its last 50 games. Overall, USU has led at the end of the first quarter in 34 of its last 50 games and is 29-5 in those contests.

• Utah State's defense has held 23 of its last 48 opponents without a first-half touchdown, while seven of its last 48 opponents have been held scoreless in the first half. USU has led at the half in 37 of its last 48 games and is 33-4 in those contests.

FAKRELL LEADS THE NATION IN FUMBLES RECOVERED

Senior LB **Kyler Fackrell** has recovered four fumbles this season to lead the nation and also ranks first in the Mountain West and tied for 27th nationally in tackles for loss (1.38 pg), tied for third in the MW and tied for 44th nationally with two fumbles forced, and 24th in the MW in tackles (6.6 pg).

VIGIL RANKS EIGHTH NATIONALLY IN TACKLES

Junior LB **Nick Vigil** ranks first in the Mountain West and tied for eighth nationally in tackles (11.1 pg), tied for third in the MW and tied for 44th nationally with two fumbles forced, and tied for sixth in the MW and tied for 70th nationally in fumbles recovered with one.

MAYS RANKS NINTH NATIONALLY IN RUSHING YARDS PER CARRY

Junior RB **Devante Mays** ranks first in the Mountain West and ninth nationally with 7.1 yards per carry, fourth in the MW and 43rd nationally with seven rushing touchdowns, and eighth in the MW and 74th nationally in rushing (73.2 ypg).

OTHER AGGIES IN THE MOUNTAIN WEST AND NCAA RANKINGS

Junior WR **Andrew Rodriguez** ranks tied first in the Mountain West and tied for fourth nationally with his one punt return for touchdown, and first in the MW and 17th nationally in punt returns (13.2 pg). Sophomore QB **Kent Myers** ranks fifth in the MW and 76th nationally in passing touchdowns with nine. Senior WR **Hunter Sharp** ranks fifth in the MW in receiving (60.7 ypg), sixth in the MW in receiving touchdowns with four, and seventh in the MW in receptions (4.7 pg). Sophomore CB **Jalen Davis** ranks fifth in the MW in passes defensed (1.12 pg), and tied for sixth in the MW in interceptions (0.25 pg). Junior FS **Devin Centers** ranks tied for sixth in the MW in interceptions (0.25 pg). Senior SS **Marwin Evans** ranks tied for third in the MW and tied for 44th nationally in fumbles forced (0.25 pg), and tied for 48th in the MW in tackles (4.6 pg). Senior DE **Jordan Nielsen** ranks tied for fourth in the MW and tied for ninth in the nation in fumble recoveries (0.25 pg). Redshirt freshman FS **Jontrell Rocquemore** ranks tied first in the MW and tied for fourth nationally with his one punt return for touchdown, and tied for sixth in the MW in fumble recoveries (0.13 pg). Senior CB **Tyler Floyd** ranks tied for sixth in the MW in fumble recoveries (0.13 pg). Senior LB **LT Filiaga** ranks tied for 25th in the MW in tackles (6.5 pg). Junior PK **Brock Warren** ranks seventh in the MW in field goals (0.75 pg) and 10th in the MW in scoring (6.0 ppg), and redshirt freshman P **Aaron Dalton** ranks 11th in the MW in punting (39.6 ypk).



FACKRELL NAMED ONE OF 10 SEMIFINALISTS FOR BUTKUS AWARD

Senior LB **Kyler Fackrell** has been named one of 10 semi-finalists for the 31st annual Butkus Award honoring the nation's best linebacker, it was announced on Monday, Nov. 2. Joining Fackrell as a semifinalist was Kendall Beckwith (LSU), Su'a Cravens (USC), Leonard Floyd (Georgia), Deion Jones (LSU), Blake Martinez (Stanford), Raekwon McMillan (Ohio State), Antonio Morrison (Florida), Reggie Ragland (Alabama) and Jaylon Smith (Notre Dame).

FACKRELL NAMED MW DEFENSIVE PLAYER OF THE WEEK AGAINST BOISE STATE

Senior LB **Kyler Fackrell** was named the Mountain West's Defensive Player of the Week on Monday, Oct. 19 following Utah State's 52-26 home win against No. 21 Boise State. Against the Broncos, Fackrell recorded 2.5 tackles for loss as part of his season-high 11 total stops, and added a career-best two fumble recoveries, to go along with one forced fumble and two quarterback hurries. Overall, it was Fackrell's first double-digit tackle outing of the season and the seventh of his career.

MYERS NAMED HONORABLE MENTION NATIONAL PERFORMER FROM CFPA

- Utah State sophomore QB **Kent Myers** tied his career high with four total touchdowns in Utah State's 58-27 home win against Wyoming last weekend, earning honorable mention national performer honors from College Football Performance Awards. Joining Myers as recipients of this week's CFPA Award included Cincinnati's Gunner Kiel, Oklahoma's Baker Mayfield, Clemson's Deshaun Watson and Florida State's Travis Rudolph.

- Against the Cowboys, Myers tied his career high with three touchdown passes and added a 5-yard touchdown run. Against Wyoming, Myers was 14-of-17 passing for 246 yards with three touchdowns and no interceptions, while rushing for another 48 yards on 11 carries with one touchdown. In the first half against Wyoming, Myers was 10-of-10 passing for 171 yards with one touchdown.

- Myers also had four total touchdowns in a 52-26 home win against No. 21 Boise State earlier this season with three touchdown passes and one rushing touchdown, and in a 41-7 home win against San José State last season with three rushing touchdowns and one passing touchdown. Overall, Myers has nine touchdown passes this season and 14 in his career, to go along with three rushing touchdowns this season and eight in his career. Myers also now has two career 200-yard passing games and two career multi-touchdown games passing the ball.

- In two career games against Wyoming, Myers is 27-of-33 (.818) passing for 396 yards (198.0 ypg) with three touchdowns and no interceptions, while also rushing for 73 yards on 19 carries (3.8 ypc) with one touchdown.

MYERS NAMED MW OFFENSIVE PLAYER OF THE WEEK AGAINST COLORADO STATE

- Utah State sophomore QB **Kent Myers** was named the Mountain West Offensive Player of the Week on Monday, Oct. 5 after setting a school record for rushing yards by a quarterback with a career-high 191 yards on a career-best 16 carries in Utah State's 33-18 Homecoming win against Colorado State. The previous record was 121 yards set by redshirt senior QB **Chuckie Keeton** against Louisiana Tech (17 carries) in 2012 and **Tony Adams** against Colorado State (12 carries) in 1972. For Myers, it was his first career 100-yard rushing game.

- Myers' 191 rushing yards are the most by a FBS (Football Bowl Subdivision) quarterback this year. It is also the most rushing yards by an Aggie since **Kerwynn Williams** rushed for 235 yards against Toledo in the 2012 Famous Idaho Potato Bowl.

- Myers had four explosive runs (34, 34, 27, 26) against Colorado State as he scored his first rushing touchdown of the season and sixth of his career from 26 yards out.


- Myers was also 12-of-21 passing for 137 yards with one touchdown and no interceptions against Colorado State, including a 42-yard touchdown pass to senior WR **Hunter Sharp**.

RODRIGUEZ NAMED MW SPECIAL TEAMS PLAYER OF THE WEEK AGAINST SOUTHERN UTAH

- Redshirt junior WR **Andrew Rodriguez** was named the Mountain West Special Teams Player of the Week following Utah State's 12-9 season-opening home win against Southern Utah on Sept. 3, 2015. Rodriguez returned a USU and Mountain West record eight punts for 136 yards against the Thunderbirds, including one 88 yards for a touchdown with 4:54 to play in the game to turn a 9-5 Aggie deficit into a 12-9 come-from-behind win. The previous school record for punt returns in a game was seven by **Kelley Deist** against Southern Mississippi in 1974, while the previous MW record was also seven by Scott Harding (Hawai'i) in 2014.

- That 88-yard punt return for Rodriguez is a Maverik Stadium record and the third-longest in USU history trailing **Kevin Robinson**, who returned a punt 90 yards for a touchdown at Troy in 2004 and **Dale Leatham**, who also returned a punt 90 yards for a touchdown at Wichita State in 1950. Robinson held the previous Maverik Stadium record as he returned a punt 87 yards for a touchdown against San José State in 2005.

- Rodriguez's 88-yard punt return is also tied for the second-longest in Mountain West history trailing Dallas Davis (Colorado State), who returned a punt 89 yards against Utah in 1999 and tied with Anthony Wright (Air Force), who returned a punt 88 yards against Army in 2009.





2015 SEASON SUPERLATIVES

TOP INDIVIDUAL PERFORMANCES

RUSHING

1. Kent Myers 191 vs. Colorado State
2. Devante Mays 176 vs. Wyoming
2. Devante Mays 92 at Fresno State
3. Devante Mays 88 at San Diego State

PASSING

1. Kent Myers 260 at Fresno State
2. Kent Myers 246 vs. Wyoming
3. Chuckie Keeton 256 at Utah
4. Chuckie Keeton 171 at Washington

RECEIVING

1. Devante Robinson 119 at Utah
2. Hunter Sharp 99 at Fresno State
3. Hunter Sharp 74 at Washington
4. Wyatt Houston 66 vs. Wyoming

TACKLES

1. Nick Vigil 14 vs. Boise State
2. Nick Vigil 13 vs. Southern Utah
3. Nick Vigil 13 vs. Wyoming

TOP TEAM PERFORMANCES - OFFENSE

RUSHING

1. 298 vs. Colorado State
2. 296 vs. Wyoming
3. 201 at Fresno State

PASSING

1. 296 vs. Wyoming
2. 281 at Fresno State
3. 256 at Utah

TOTAL OFFENSE

1. 592 vs. Wyoming
2. 482 at Fresno State
3. 435 vs. Colorado State

TOP TEAM PERFORMANCES - DEFENSE

RUSHING

1. 34 vs. Boise State
2. 52 vs. Southern Utah
3. 74 at Washington

PASSING

1. 83 vs. Wyoming
2. 93 at San Diego State
3. 111 vs. Southern Utah

TOTAL OFFENSE

1. 163 vs. Southern Utah
2. 194 at Fresno State
3. 327 at Utah



MAYS RUSHES FOR CAREER-HIGH 176 YARDS AGAINST WYOMING

Junior RB **Devante Mays** had his best game as an Aggie last weekend against Wyoming as he carried the ball a career-high 22 times for a career-best 176 yards, and scored on a pair of touchdown runs of 11 and two yards. Against the Cowboys, Mays averaged 8.0 yards per carry. For Mays, it was his first career 100-yard rushing game.

MAYS EXCELLING AS UTAH STATE'S FEATURED BACK

• Junior RB **Devante Mays** has excelled as Utah State's featured back during its last four games as he has carried the ball 57 times for 419 yards (7.4 ypc/104.8 ypg) with seven touchdowns. On the season, Mays is averaging 7.1 yards per carry as he has rushed for 586 yards on 83 attempts, and that 7.1 yards per carry average would currently rank third all-time in a single-season in school history if he had 100 carries, trailing only **Tom Larscheid** (8.4 ypc in 1960) and **Michael Smith** (7.6 ypc in 2011). On the season, Mays has a team-leading eight explosive plays.

• With his seven rushing touchdowns in his last four games, Mays is the first Aggie running back to rush for at least one touchdown in four straight games since **Joey DeMartino** scored rushing touchdowns in six straight games during the 2013 campaign.

HOUSTON CATCHES CAREER-HIGH TWO TOUCHDOWNS AGAINST WYOMING

Junior TE **Wyatt Houston** had a career-game against Wyoming as he tied his career-high with four receptions for a career-best 66 yards and added a career-high two touchdowns from eight and 25 yards. Overall, Houston now has three touchdown receptions this year and seven in his career.

HOBBS THROWS FIRST CAREER TOUCHDOWN PASS AGAINST WYOMING

Sophomore QB **Damion Hobbs** threw his first career touchdown pass in his last game against Wyoming as he connected with sophomore WR **Jaren Colston-Green** from 34 yards out. In the game, Hobbs was 2-of-2 passing for 50 yards, and also carried the ball once for two yards.

SWINDALL HAS BEST GAME OF THE SEASON AGAINST WYOMING

Senior WR **Brandon Swindall** had his best game of the season in his last outing against Wyoming as he caught a season-high three passes for a season-best 50 yards, including a 19-yard touchdown reception, his first of the year and seventh of his career. Swindall played in just one game last season before missing the rest of the year with a torn Achilles and then missed the first two games of the year and was limited in three others with a hamstring injury.

ROCQUEMORE SCORES SECOND DEFENSIVE TOUCHDOWN THIS SEASON

• Redshirt freshman FS **Jontrell Rocquemore** scored his second defensive touchdown of the season last weekend in Utah State's 58-27 home win against Wyoming as he recovered a blocked punt from junior LB **Brock Carmen** in the end zone. Rocquemore's first touchdown of the year was on a 97-yard fumble return against Washington, which ranked as the second-longest in school history.

• On the season, Rocquemore is one of just seven defenders at the Football Bowl Subdivision (FBS) level to score multiple touchdowns this year. Louisiana Tech's Bryson Abraham leads the nation with three defensive touchdowns, while Trae Elston (Mississippi), Williams Jackson III (Houston), Tiquan Lang (Marshall), Calvin Munson (San Diego State), Ocie Rose (Florida Atlantic) and Rocquemore all have two defensive touchdowns this season.

VIGIL RECORDS 11TH CAREER DOUBLE-DIGIT TACKLE GAME

• Junior LB **Nick Vigil** recorded his fifth double-digit tackle game this year and the 11th of his career with 13 tackles last weekend against Wyoming. Overall, it was the seventh time in eight games this season that Vigil has led the Aggies in tackles.

• On the season, Vigil is tied for the team lead with 3.0 sacks and ranks second with his 8.5 tackles for loss, while also ranking first overall with 89 total tackles. He also ranks tied for first on the team with his two forced fumbles and has one fumble recovery. For his career, he now has 269 tackles, which includes 14.5 sacks and 33.5 tackles for loss, while adding seven forced fumbles and one fumble recovery.

DID YOU KNOW?

Utah State has won 40 of its last 55 games (.727) to rank as the third-most wins in the West behind Oregon (47) and Boise State (43) over the last four-plus seasons.





OTHER PLAYER NOTABLES FROM THE WYOMING GAME

Senior LB Torrey Green had 1.0 sacks, giving him 3.0 sacks this year and 6.0 in his career... Junior DE Siosa Taufa had a career-high-tying three tackles... Senior DE Jordan Nielsen had 0.5 tackles for loss, giving him 3.5 tackles for loss this year and 20.5 in his career... Senior SS Marwin Evans had a career-high two pass breakups, while adding 0.5 tackles for loss, giving him 6.5 tackles for loss this year and in his career... Sophomore DE Ian Togiai had his first career 0.5 tackles for loss... Junior LB Brock Carmen blocked his first career kick on a punt in the second quarter and added a career-high four tackles... Redshirt freshman LB Chasen Andersen had a career-high three tackles... Junior TE Chris Copier had a career-long 35-yard reception, which was also his first career reception... Sophomore WR Braelon Roberts had a career-high 27 receiving yards... Junior WR Andrew Rodriguez had a career-long 25 yard reception... Sophomore WR Jaren Colston-Green scored his first career touchdown on a 34-yard pass and finished the game with a career-high two receptions for a career-best 54 yards... Redshirt sophomore RB Tony Lindsey had a career-high 39 rushing yards, including a career-long run of 17 yards... Junior PK Brock Warren was 1-of-1 on field goal attempts as he made a 22-yarder and is now 6-of-6 on field goal attempts this year and 6-of-7 in his career, including 3-of-3 from 20-29 yards this year and in his career.

FACKRELL RECORDS EIGHTH CAREER DOUBLE-DIGIT TACKLE GAME

Senior LB Kyle Fackrell recorded his second double-digit tackle outing of the season and the eighth of his career with his 10 stops at San Diego State two weeks ago. Fackrell ranks second on the team this season with 53 tackles, is tied for the team lead with 3.0 sacks and has a team-best 11.0 tackles for loss. He also has a team-leading 10 quarterback hurries and four fumble recoveries on the season, while tying for the team lead with two forced fumbles. For his career, Fackrell has registered 11.0 sacks and 32.0 tackles for loss as part of his 224 tackles, to go along with six fumble recoveries, five forced fumbles and four interceptions.

Three weeks ago, Fackrell was named the Mountain West's Defensive Player of the Week following Utah State's 52-26 home win against No. 21 Boise State. Against the Broncos, Fackrell recorded 2.5 tackles for loss as part of his season-high 11 stops, and added a career-best two fumble recoveries, to go along with one forced fumble and two quarterback hurries.

FACKRELL AND VIGIL UNSTOPPABLE IN MOUNTAIN WEST PLAY

Utah State's linebacker duo of senior Kyle Fackrell and junior Nick Vigil have taken their play to another level since beginning Mountain West play. Over the past five games, the duo has combined for 92 tackles, including 4.0 sacks and 11.5 tackles for loss, while adding three forced fumbles, five fumble recoveries and 10 quarterback hurries.

In five Mountain West games, Fackrell has recorded 37 tackles, which includes 1.0 sacks and 7.0 tackles for loss, while adding four fumble recoveries, one forced fumble and eight quarterback hurries. Vigil has recorded 55 tackles, which includes 3.0 sacks and 4.5 tackles for loss, while adding two forced fumbles, one fumble recovery and two quarterback hurries.

SHARP CATCHES ANOTHER TOUCHDOWN PASS AGAINST SAN DIEGO STATE

Senior WR Hunter Sharp caught his team-leading fourth touchdown of the season and the 11th of his career on a 45-yard completion against San Diego State two weeks ago. For his career, Sharp has 94 catches for 1,303 yards in 20 career games (13.9 ypr/65.2 ypg) to rank 24th all-time in school history in career receiving yards. Furthermore, Sharp is just six receptions shy of becoming the 18th player in school history to catch 100 career passes and is also one of just 33 players in school history with 1,000 career receiving yards. Overall, Sharp has caught at least one pass in 18 straight games, which is the longest streak by an Aggie since Travis Reynolds caught a pass in 21 straight games during the 2012 and 2013 seasons.

LOOKING BACK AT MYERS' FRESHMAN SEASON

As a true freshman in 2014, sophomore QB Kent Myers completed 79-of-119 (.664) passes for 866 yards with five touchdowns and three interceptions, while rushing for 310 yards on 56 carries (5.5 ypc) and a team-leading five touchdowns.

Myers was named the Offensive Most Valuable Player of the Gildan New Mexico Bowl after USU's 21-6 win against UTEP as he rushed a career-high 15 times for 70 yards, including a 48-yard touchdown run, and was 5-of-12 passing for 68 yards with an interception.

Myers set a school and Mountain West single-game record in his first career start at Hawai'i (11/1) with his completion percentage of 93.3 percent as he finished the game 14-of-15 passing for a season-high 186 yards with a season-best three touchdowns and no interceptions. He also completed his first 12 pass attempts against Hawai'i, which is a school record, as well.

Myers accounted for four touchdowns, including a career-high three rushing touchdowns from 28, 60 and 2 yards, respectively, in a 41-7 home win against San José State (11/21). He carried the ball four times for a career-high 92 yards to become the first quarterback in school history in the modern era to rush for three touchdowns in a game. Myers was also 15-of-22 passing for 108 yards and one touchdown against SJSU as he was named a Manning Award Star of the Week.

UTAH STATE'S RECORD WHEN...

Table with 3 columns: Record Type, 2015, Under Wells. Rows include Overall, MW, Non-Conference, Home, Away, Neutral, Current Streak, Current Home Streak, Current Away Streak, Day Game, Night Game, August, September, October, November, December, vs. top-25 teams, vs. non-ranked teams, vs. FCS (I-AA), On natural grass, On artificial surface, Scoring first, Coming-from-behind, Leading after 1st quarter, Behind after 1st quarter, Tied after 1st quarter, Leading at halftime, Behind at halftime, Tied at halftime, Leading after 3rd quarter, Behind after 3rd quarter, Tied after 3rd quarter, Overtime, Scoring less than 20 points, Scoring 20 + points, Scoring 30 + points, Allowing 20 points or less, Allowing 10 points or less, With 100-yard rusher, Allowing 100-yard rusher, With 300-yard passer, Allowing 300-yard passer, Outgain opponent, Total offense + 300 yards, Allowing + 300 yards offense, No turnovers, Less than three turnovers, Three or more turnovers, No takeaways, Three or more takeaways, Fewer turnovers, Equal turnovers, More turnovers, Control time of possession, Opponent controls TOP.





2015 PRESEASON HONORS

DEVIN CENTERS, JR, FS

- *Phil Steele* Third-Team All-Mountain West
- *Athlon Sports* Third-Team All-Mountain West
- *College Sports Madness* Third-Team All-Mountain West

JALEN DAVIS, SO, CB

- *Athlon Sports* Third-Team All-Mountain West
- *Phil Steele* Fourth-Team All-Mountain West

KYLER FACKRELL, SR, LB

- Mountain West Defensive Player of the Year
- First-Team All-Mountain West
- *Phil Steele* First-Team All-Mountain West
- *Athlon Sports* First-Team All-Mountain West
- *College Sports Madness* First-Team All-Mountain West
- Chuck Bednarik Award Watch List
- Butkus Award Watch List
- Bronko Nagurski Award Watch List
- Rotary Lombardi Award Watch List

CHUCKIE KEETON, SR, QB

- First-Team All-Mountain West
- *Athlon Sports* First-Team All-Mountain West
- *Phil Steele* Third-Team All-Mountain West
- *College Sports Madness* First-Team All-Mountain West
- Maxwell Award Watch List
- Wuerffel Trophy Watch List
- Davey O'Brien Award Watch List
- Johnny Unitas Golden Arm Award Watch List
- CFP National Performer of the Year Watch List
- Earl Campbell Tyler Rose Award Watch List

LAJUAN HUNT, SO, RB

- *Athlon Sports* Fourth-Team All-Mountain West
- Doak Walker Award Watch List

JORDAN NIELSEN, SR, DE

- *Athlon Sports* First-Team All-Mountain West
- *Phil Steele* Second-Team All-Mountain West
- *College Sports Madness* Second-Team All-Mountain West

TRAVIS SEEFELDT, SR, NG

- *Athlon Sports* Second-Team All-Mountain West
- *Phil Steele* Third-Team All-Mountain West

HUNTER SHARP, SR, WR

- *Phil Steele* Second-Team All-Mountain West
- *Athlon Sports* Second-Team All-Mountain West
- *College Sports Madness* Second-Team All-Mountain West
- Biletnikoff Award Watch List

JAKE SIMONICH, JR, OT

- *Phil Steele* Second-Team All-Mountain West
- *Athlon Sports* Second-Team All-Mountain West
- *College Sports Madness* Third-Team All-Mountain West

AUSTIN STEPHENS, JR, OC

- *Phil Steele* Second-Team All-Mountain West
- *Athlon Sports* Second-Team All-Mountain West
- *College Sports Madness* Second-Team All-Mountain West
- Rimington Trophy Fall Watch List

JAKE THOMPSON, JR, K

- *Athlon Sports* Fourth-Team All-Mountain West

NICK VIGIL, JR, LB

- *USA Today Sports* Second-Team All-American
- *College Sports Madness* Mountain West Defensive Player of the Year
- First-Team All-Mountain West
- *Phil Steele* First-Team All-Mountain West
- *Athlon Sports* First-Team All-Mountain West
- *College Sports Madness* First-Team All-Mountain West
- Chuck Bednarik Award Watch List

UTAH STATE HAS NINE BOWL TEAMS ON ITS 2015 SCHEDULE

Utah State's 2015 schedule features nine teams who played in bowl games a year ago as Utah played in the Royal Purple Las Vegas Bowl (W, 45-10 vs. Colorado State); Washington played in the TicketCity Cactus Bowl (L, 30-22 vs. Oklahoma State); Colorado State played in the Royal Purple Las Vegas Bowl (L, 45-10 vs. Utah); Fresno State played in the Hawai'i Bowl (L, 30-6 vs. Rice); Boise State played in the Vizio Fiesta Bowl (W, 38-30 vs. Arizona); San Diego State played in the San Diego County Credit Union Poinsettia Bowl (L, 17-16 vs. Navy); Air Force played in the Famous Idaho Potato Bowl (W, 38-24 vs. Western Michigan); Nevada played in the R+L Carriers New Orleans Bowl (L, 16-3 vs. Louisiana-Lafayette); and BYU played in the Miami Beach Bowl (L, 55-48 vs. Memphis in 2OT).

UTAH STATE'S NINE BOWL TEAMS RANK TIED FOR FIFTH-MOST NATIONALLY

Utah State's nine bowl teams from the previous year on its 2015 schedule rank tied for the fifth-most nationally. Alabama, Arkansas, Vanderbilt and Virginia all have 10 bowl teams on its schedule this year, while Georgia Tech, Kentucky, LSU, Michigan State, Ole Miss, Purdue, South Carolina, Texas A&M, USC and Utah State all have nine bowl teams on its 2015 ledger.

UTAH STATE'S 2015 SCHEDULE IS ONE OF THE TOUGHEST IN THE NATION

According to *Phil Steele's* Magazine, Utah State has the toughest schedule in the Mountain West in 2015 and the 35th-toughest schedule in the nation as its opponents were a combined 88-68 (.564) last year.

UTAH STATE COACHING CHANGES FOR 2015

Utah State's coaching staff had just two changes during the offseason as third-year head coach **Matt Wells** hired **Josh Heupel** as the assistant head coach, offensive coordinator and quarterbacks coach and **Kevin Clune** as the defensive coordinator and linebackers coach. Heupel replaces **Kevin McGiven**, who was named the quarterbacks coach at Oregon State, while Clune replaces **Todd Orlando**, who was named the defensive coordinator at Houston.

UTAH STATE ONE OF JUST SEVEN PROGRAMS WITH NEW COORDINATORS

Utah State is one of just seven FBS programs to have new offensive and defensive coordinators for the 2015 season, despite having the same head coach as the previous year, along with Bowling Green, Central Florida, Hawai'i, New Mexico State, Utah and Vanderbilt.

WELLS' 24 WINS MOST BY ANY AGGIE COACH IN HIS FIRST TWO-PLUS YEARS

Utah State head coach **Matt Wells** already ranks as the eighth-winningest coach in school history with his 24 wins, while his 66.7 winning percentage (24-12) ranks second all-time in school history with a minimum of 15 games coached behind **John Ralston** (1959-62), who won 73.3 percent of his games (31-11-1). Furthermore, Wells' 19 wins is a school-record for a coach in his first two seasons, bettering the 15 wins **Phil Krueger** produced in 1973 and 1974.

LOOKING INSIDE UTAH STATE'S ROSTER

Utah State's 15 returning starters (O-8, D-7) in 2015 are its most since it also returned 15 starters (O-8, D-7) for the 2013 season. Furthermore, USU's 23 seniors on its 2015 roster are its most since it had 24 seniors in 2010.

FIRST TIME STARTERS

Utah State has had 12 players make their first career start this year as senior SS **Marwin Evans**, senior CB **Tyler Floyd**, senior NG **David Moala**, senior OL **Ben Wysocki**, junior DE **Ricky Ali'ifua**, redshirt junior WR **Andrew Rodriguez** and redshirt freshman WR **Zach Van Leeuwen** all started against Southern Utah, junior RB **Devante Mays** started at Utah, sophomore DE **Ian Togiati** started at Fresno State as a tight end, senior DE **John Taylor** started at San Diego State, and junior TE **Chris Copier** and sophomore WR **Braelon Roberts** started against Wyoming.

TWENTY FOUR AGGIES GET FIRST DIVISION I EXPERIENCE THIS SEASON

Utah State has had 24 players play in their first-ever Division I game this year in senior CB **Promise Amadi**, redshirt freshman LB **Chasen Andersen**, redshirt freshman OL **Cody Boyer**, junior LB **Brock Carmen**, redshirt freshman LB **Chase Christiansen**, sophomore WR **Jaren Colston-Green**, junior TE **Chris Copier**, redshirt freshman P **Aaron Dalton**, redshirt junior DE **Edmund Faimalo**, redshirt freshman WR **Tyler Fox**, redshirt freshman RB **Justen Hervey**, sophomore QB **Damion Hobbs**, junior OL **Jude Hockel**, sophomore LB **Alex Huerta**, sophomore OL **Jarom Ioane**, redshirt freshman LB **Derek Larsen**, redshirt sophomore RB **Tonny Lindsey**, junior RB **Devante Mays**, freshman TE **Dax Raymond**, redshirt freshman FS **Jontrell Rocquemore**, redshirt freshman NG **Gasetoto Schuster**, redshirt freshman OL **KJ Uluave**, redshirt freshman WR **Zach Van Leeuwen** and redshirt freshman SS **Aaron Wade**.

AGGIES IN OVERTIME

With its 21-14 overtime loss at Arkansas State on Sept. 20, 2014, Utah State is now 6-5 all-time in overtime, including winning three of its last four. All-time, USU is 4-3 in single-overtime games, 2-1 in double-overtime games, and 0-1 in triple-overtime games.





AGGIE DEFENDERS PLAYING OFFENSE AS WELL IN 2015

Utah State has had several defenders get to play both offense and defense this season as senior NG David Moala, junior DE Ricky Ali'ifua, junior DE Siua Taufa and sophomore DE Ian Togiati have all seen time as either fullbacks or tight ends on offense, along with playing their normal positions on defense.

AGGIE DEFENSIVE LINEMEN CONTINUE TO RECOVER FROM CAR CRASH

On June 28, 2015, Utah State had four defensive linemen, along with a former USU softball player, involved in a car crash in Cache Valley. Those four football players injured in the accident were senior NG Travis Seefeldt, senior DE John Taylor, redshirt junior DE Edmund Faimalo and redshirt freshman DE Adewale Adeoye. Taylor and Faimalo have both played in each game this season, while Adeoye continues to improve and is practicing with the team. As for Seefeldt, he will most likely miss the 2015 season and apply for a medical redshirt with the NCAA and Mountain West.

AGGIES ANNOUNCE CORPORATE SPONSORSHIP WITH MAVERIK, INC.

Utah State University and Maverik, Inc., owners of convenience stores throughout the Intermountain West, jointly announced Saturday, April 11, 2015, a long-term naming rights partnership to its football stadium, which was known as Romney Stadium. Utah State's football venue is now known as Merlin Olsen Field at Maverik Stadium. The partnership with Utah State and Maverik is a multi-year agreement, which includes top-tier advertising rights and prominent signage on the exterior and interior of the stadium. Additionally, the venue will feature a Maverik concessions outlet that will sell a number of Maverik proprietary food products. Renovations to Maverik Stadium will focus on greatly improving the overall fan experience. On the west side, a new four-story premium seating and press box structure will be built to include a state-of-the-art media and game operations area, 24 luxury suites, 20 loge boxes, over 700 covered club seats and a premium club area that will also be used to host a student-athlete training table. This project will be completed in time for the 2016 season. Major concourse work will include significantly increased restrooms, upgraded concessions and an enlarged concourse for better pedestrian traffic flow. Renovations will also include new video boards on both the north and south ends of the stadium, along with a new public address system. The additional expansion of Maverik Stadium's seating capacity is also planned for the future.

AGGIES IN THE NFL

Utah State currently has eight players on NFL rosters and has had eight players drafted into the NFL in the past five years. Former Aggies currently in the NFL include: SS Maurice Alexander (St. Louis), CB Will Davis (Baltimore), CB Nevin Lawson (Detroit), CB Curtis Marsh (Denver), OT Donald Penn (Oakland), RB Robert Turbin (Cleveland), LB Zach Vigil (Miami), LB Bobby Wagner (Seattle) and RB Kerwynn Williams (Arizona).

AGGIES WHO ARE MARRIED

Utah State has nine players on its roster who are married in junior OL Austin Albrecht, junior DE Ricky Ali'ifua, redshirt freshman LB Chase Christiansen, senior LB Kyler Fackrell, redshirt freshman LB Dillon Filiaga, senior LB LT Filiaga, sophomore OL Jarom Iona'e, sophomore OL Brandon Taukeiaho and senior OL Ben Wysocki.

AGGIES WHO HAVE SERVED LDS CHURCH MISSIONS

Utah State has 22 players on its roster who have served two-year LDS Church Missions: junior DE Ricky Ali'ifua, senior LB Jarom Baldomero, junior DE Eric Berntson, junior OL Preston Brooksby, junior CB Austin Cheney, junior TE Chris Copier, redshirt freshman LB Dillon Filiaga, senior LB LT Filiaga, senior LS Salanoa Galea'i, freshman LB Braden Harris, junior TE Landon Horne, sophomore OL Jarom Iona'e, redshirt freshman LB Derek Larsen, redshirt freshman QB DJ Nelson, junior CB Jentz Painter, freshman TE Dax Raymond, junior DE Siua Taufa, sophomore OL Brandon Taukeiaho, redshirt junior LB Leki Uasike, redshirt freshman OL KJ Uluave, redshirt freshman WR Zach Van Leeuwen and freshman DE Jacoby Wildman.

AGGIES IN THE CLASSROOM

Along with all of its success on the field, Utah State has also excelled in the classroom as it had 21 football players earn academic all-Mountain West honors in 2014, which ranked second in the league, along with two Mountain West Scholar-Athletes. Over the past six years, USU has had 128 players earn academic all-league honors and 131 players have graduated from Utah State. USU also had a Graduation Success Rate (GSR) of 86 percent to rank second in the Mountain West during the 2014-15 academic year.

DID YOU KNOW?

Utah State is one of just five FBS schools with a Graduation Success Rate (GSR) above 80 percent, while averaging 10 wins a season from 2012-14 along with Central Florida, Northern Illinois, Notre Dame and Stanford.

AGGIES IN THE NFL (AS OF OCT. 26)

Table listing Aggies in the NFL with columns for player name and team.

AGGIES IN THE DRAFT, 2011-14

2011 NFL DRAFT

Table listing 2011 NFL draft pick: Curtis Marsh, Philadelphia, 3rd Round.

2012 NFL DRAFT

Table listing 2012 NFL draft picks: Bobby Wagner (Seattle, 2nd Round), Robert Turbin (Seattle, 4th Round), Michael Smith (Tampa Bay, 7th Round).

2013 NFL DRAFT

Table listing 2013 NFL draft picks: Will Davis (Miami, 3rd Round), Kerwynn Williams (Indianapolis, 7th Round).

2014 NFL DRAFT

Table listing 2014 NFL draft picks: Maurice Alexander (St. Louis, 4th Round), Nevin Lawson (Detroit, 4th Round).

MOUNTAIN WEST POLLS

Utah State was picked second in the Mountain Division of the 2015 Mountain West Conference preseason polls, while senior QB Chuckie Keeton, senior LB Kyler Fackrell and junior LB Nick Vigil were all named to the league's 25-player preseason first-team. Fackrell was also named the MW's Preseason Defensive Player of the Year.

MOUNTAIN DIVISION

Table showing Mountain West Division poll results with columns for rank, team, and points.

WEST DIVISION

Table showing West Division poll results with columns for rank, team, and points.





CAREER RECORD BOOK

COMPLETION PCT.	YEARS	PCT.
<i>(Minimum 150 Completions)</i>		
1. Chuckie Keeton	2011-pres	.642
2. Keith Myers	1976-77	.607

TOUCHDOWN PASSES	YEARS	TD
1. Chuckie Keeton	2011-pres	60
1. Jose Fuentes	2000-2002	60

COMPLETIONS	YEARS	NO.
1. Jose Fuentes	2000-2002	704
2. Chuckie Keeton	2011-pres	623

TOTAL OFFENSE	YEARS	YDS.
1. Jose Fuentes	2000-2002	8,791
2. Chuckie Keeton	2011-pres	8,233

PASSING YARDS	YEARS	YDS.
1. Jose Fuentes	2000-2002	9,168
2. Chuckie Keeton	2011-pres	6,924

PASSING ATTEMPTS	YEARS	ATT.
1. Jose Fuentes	2000-2002	1,270
2. Chuckie Keeton	2011-pres	970

RUSHING YARDS	YEARS	YDS.
1. Demario Brown	1996-1999	4,053
2. Abu Wilson	1992, 94-96	3,933
3. Rick Parros	1976-79	3,537
4. Louie Giammona	1973-75	3,499
5. Robert Turbin	2007-09,11	3,315
6. Emmett White	1998-01	2,791
7. Kerwynn Williams	2009-12	2,515
8. Roger Grant	1990-91	2,387
9. Tom Larscheid	1959-61	2,206
10. Altie Taylor	1966-68	1,959
11. Maurice Turner	1979-82	1,549
12. Derrvin Speight	2007, 09-10	1,493
13. Roy Shivers	1964-65	1,468
14. John Strycula	1969-71	1,412
15. Diondre Borel	2007-10	1,398
16. Michael Smith	2009-11	1,313
17. Chuckie Keeton	2011-pres.	1,309

KEETON TO MISS FOUR TO SIX WEEKS WITH KNEE INJURY

Utah State redshirt senior QB **Chuckie Keeton** will miss the next four-to-six weeks due to a medial collateral ligament (MCL) sprain to his right knee, it was announced on Sept. 22 by Aggie head coach **Matt Wells**. The injury occurred in USU's last game at Washington (9/19) and was to his uninjured knee. Keeton, who has played in just six games since tearing his anterior cruciate ligament (ACL) in his left knee against BYU on Oct. 4, 2013, needs just one touchdown to set the USU career record, which he currently shares with **Jose Fuentes** (2000-2002) as both players have 60 career touchdown passes. Overall, Keeton has 19 career multi-touchdown games.

KEETON IN THE AGGIE RECORD BOOK

Redshirt senior QB **Chuckie Keeton** ranks among the top 10 in school history in the following categories:

- First all-time with a career completion percentage of 64.2 percent (623-of-970).
- First all-time with an interception percentage of 0.022 as he has thrown just 22 interceptions in 970 pass attempts.
- Tied for first all-time with 60 career touchdown passes along with **Jose Fuentes** (2000-2002).
- Second all-time with 6,924 passing yards. Fuentes holds the school record with 9,168 yards.
- Second all-time with 623 career completions. Fuentes holds the school record with 704.
- Second all-time with 970 career pass attempts. Fuentes holds the school record with 1,270.
- Second all-time with 8,233 yards of total offense (6,924-passing, 1,309-rushing). Fuentes holds the school record with 8,791 yards.
- 17th all-time with 1,309 career rushing yards (295 carries, 4.4 ypc). **Demario Brown** (1996-99) holds the school record with 4,053 yards, while **Diondre Borel** (2007-10) holds the school record with 1,398 yards by a quarterback. Overall, Keeton is one of just 27 players in school history to rush for 1,000 yards and just the second quarterback.
- Set single-season school records as a sophomore in 2012 for touchdown passes (27), passing yards (3,373), total offensive yards (3,992), completions (275) and completion percentage (.676), and broke his own completion percentage record as a junior (.694).
- Is the only quarterback in school history to have five touchdown passes in three games as he tied the single-game school record against both Air Force (9/7/13) and Weber State (9/14/13) during his junior season, as well as against Wyoming (10/8/11) as a freshman.
- Set a then single-game school record with an 88.0 percent completion percentage against Southern Utah (8/30/12) during his sophomore season as he was 22-of-25 passing.
- Tied the then school record for rushing yards by a quarterback with 121 yards on a career-high tying 17 carries in a 48-41 overtime win at No. 19 Louisiana Tech (11/17/12) during his sophomore season. **Tony Adams** set the record in 1972.

KEETON AMONG ACTIVE FBS QUARTERBACKS

In just 34 career games, redshirt senior **Chuckie Keeton** ranks among the top 10 FBS quarterbacks in the following 10 categories:

- Fifth in completion percentage (.642), trailing USC's Cody Kessler (.685), Washington State's Luke Falk (.685), Western Kentucky's Brandon Doughty (.681) and Bowling Green's Matt Johnson (.661).
- Sixth among QBs with 6,000 passing yards & 1,000 rushing yards (6,924 passing/1,309 rushing), trailing Oregon's Vernon Adams Jr. (11,601 passing/1,334 rushing), TCU's Trevone Boykin (10,080 passing/1,961 rushing), Mississippi State's Dak Prescott (7,631 passing/2,304 rushing), Ohio State's Braxton Miller (5,295 passing/3,261 rushing) and North Carolina's Marquise Williams (6,521 passing/2,033 rushing).
- Ninth in touchdown passes (60), trailing Oregon's Vernon Adams Jr. (120), Western Kentucky's Brandon Doughty (93), TCU's Trevone Boykin (83), USC's Cody Kessler (77), California's Jared Goff (75), Michigan State's Connor Cook (64), Buffalo's Joe Licata (63) and Central Michigan's Cooper Rush (62).
- Tied for 10th with Louisiana Tech's Kenneth Dixon in total TDs responsible for (75), trailing Oregon's Vernon Adams Jr. (132), TCU's Trevone Boykin (108), Navy's Keenan Reynolds (102), Mississippi State's Dak Prescott (96), Western Kentucky's Brandon Doughty (95), Ohio State's Braxton Miller (88), USC's Cody Kessler (82), North Carolina's Marquise Williams (78) and California's Jared Goff (76).

MORE NOTABLES ON KEETON

- Utah State redshirt senior QB **Chuckie Keeton** is one of just two FBS quarterbacks to start five season openers along with Tulsa's T.J. Rubley (1987-91).
- Keeton is the second-winningest QB in school history with his 20 wins, trailing **Tony Adams** (1970-72), who won 22 games, and ahead of **John Pappas** (1966-68), who won 18 games.
- Keeton is one of just three active quarterbacks at the FBS level who holds their school's single-season passing record along with Jared Goff (California) and Brandon Doughty (Western Kentucky). Keeton set the USU record with 3,373 passing yards during his sophomore season in 2012.





WHAT MIGHT HAVE BEEN FOR KEETON IN 2013

- Redshirt senior QB **Chuckie Keeton** was putting up some gaudy numbers during his junior season before missing the final eight games with a knee injury suffered against BYU on Oct. 4. Through his first five games, Keeton ranked second in the nation with 17 touchdown passes, while also ranking first in the Mountain West and second in the nation in points responsible for (22.8 pg), second in the MW and 22nd in the nation in passing efficiency (161.6), third in the MW and eighth in the nation in completions (26.4 pg), third in the MW and 11th in the nation in completion percentage (.710), third in the MW and 18th in the nation in total offense (317.2 ypg), and fourth in the MW and 25th in the nation in passing (272.4 ypg). Keeton concluded his junior campaign completing 136-of-196 passes for 1,388 yards (231.3 ypg) and 18 touchdowns and two interceptions, while rushing for 241 yards on 55 carries (40.2 ypg/4.4 ypc) and two more scores. Those 18 touchdown passes rank tied for ninth all-time at USU, while his completion percentage of 69.4 percent ranks first all-time.

- In 2014, Keeton played in just two and one-half games before re-injuring his surgically repaired left knee in the first half against Wake Forest (9/13). He missed the rest of the season and received a medical redshirt from both the NCAA and Mountain West.

SHARP LED THE NATION IN 70-YARD RECEIVING TOUCHDOWNS LAST YEAR

Senior WR **Hunter Sharp** led the nation with his four touchdown receptions of 70-plus yards (81, 72, 75, 70) last season and is one of just two Football Bowl Subdivision (FBS) players in the last five years to accomplish this feat along with USC's Marqise Lee in 2012. Sharp's 81-yard touchdown reception was at Arkansas State (9/20), his 72-yard touchdown reception was at BYU (10/3), his 75-yard touchdown reception was against Air Force (10/11), and his 70-yard touchdown reception was at Hawai'i (11/1).

SHARP TIED FOR NINTH IN SINGLE-SEASON RECEPTIONS LAST YEAR

Senior WR **Hunter Sharp** caught 66 passes for 939 yards and seven touchdowns last season, which is tied with **James Murphy** (1980) for ninth-place all-time in school history in single-season receptions.

CENTERS ONE OF 18 FBS DEFENDERS WITH MULTIPLE TOUCHDOWNS IN 2014

Junior FS **Devin Centers** returned two fumbles for touchdowns last season, against Wake Forest (9/13) and Hawai'i (11/1), and was one of just 18 players at the FBS level with multiple defensive touchdowns on the season.

FACKRELL IN THE AGGIE RECORD BOOKS

- Senior LB **Kyler Fackrell** has intercepted four passes during his career for 125 return yards, which ranks tied for ninth all-time in school history along with **Rob Fuhriman** (1972-74). Fackrell is the only linebacker among USU's top 10 career leaders in this category. The school record for career interception return yards is 373 set by **Henry King** (1965-66).

- Fackrell's 99-yard interception return for a touchdown against Hawai'i in 2013 rank as the third-longest in school and Mountain West history. Those 99 interception return yards also rank 10th on USU's single-season lists.

UTAH STATE TRENDS UNDER WELLS

Under head coach **Matt Wells**, Utah State is 19-1 when scoring first; 21-2 when leading at the half; 23-1 when leading after three quarters; 17-0 when it scores 30 or more points; 22-2 when it scores 20 or more points; 18-2 when it allows 20 or less points; 22-4 when it out-gains its opponent; 5-1 when it has no turnovers; 23-6 when it has less than three turnovers; and 16-4 when it controls the time of possession.

DID YOU KNOW?

Utah State's 2015 schedule marks the sixth-straight season, the seventh time in the last eight years, and the eighth time in the last 19 years that it will play six home games. Overall, the Aggies have had six home games on the slate just 12 times: 2015, 2014, 2013, 2012, 2011, 2010, 2008, 1998, 1996, 1995, 1978, 1952.

CAREER RECORD BOOK

INT. RETURN YARDAGE	YEARS	YDS.
1. Henry King	1965-66	373
2. James Brindley	2006-09	210
3. Wendell D. Brook	1970-71	177
4. Phillip Shelley	1971-72	175
5. Frankie Sufera	2011-14	157
6. Kevin Brady	1979-81	151
7. Ronald Edwards	1988-91	146
8. Chuck Detwiler	1966-68	140
9. Grant Martinsen	1964-66	135
10. Kyler Fackrell	2012-pres.	125
Rob Fuhriman	1972-74	125

SINGLE-SEASON RECORD BOOK

PASSING YARDAGE	YEAR	YDS.
1. Chuckie Keeton, So.	2012	3,373
2. Jose Fuentes, Sr.	2002	3,268

PASSING COMPLETIONS	YEAR	COMP.
1. Chuckie Keeton, So.	2012	275
2. Jose Fuentes, Jr.	2001	260

PASSING ATTEMPTS	YEAR	ATT.
1. Anthony Calvillo, Sr.	1993	469
2. Jose Fuentes, Sr.	2002	454
3. Brent Snyder, Sr.	1988	447
4. Jose Fuentes, Jr.	2001	437
5. Brent Snyder, Jr.	1987	427
6. Travis Cox, Jr.	2003	415
7. Chuckie Keeton, So.	2012	407

COMPLETION PERCENTAGE	YEAR	PCT.
(Minimum 100 Completions)		
1. Chuckie Keeton, Jr.	2013	.694
2. Chuckie Keeton, So.	2012	.676
3. Leon Jackson III, Sr.	2007	.654
4. Chuckie Keeton, Fr.	2011	.609

TOUCHDOWN PASSES	YEAR	NO.
1. Chuckie Keeton, So.	2012	27
2. Jose Fuentes, Jr.	2001	24
3. Tony Adams, Sr.	1972	22
4. Jose Fuentes, Sr.	2002	20
Brent Snyder, Jr.	1987	20
Bob Gagliano, Sr.	1980	20
7. Anthony Calvillo, Sr.	1993	19
Brent Snyder, Sr.	1988	19
9. Chuckie Keeton, Jr.	2013	18
Travis Cox, Jr.	2003	18

TOTAL OFFENSE	YEAR	YDS.
1. Chuckie Keeton, So.	2012	3,992
2. Diondre Borel, Jr.	2009	3,343

RECEPTIONS	YEAR	NO.
1. Kevin Curtis, Jr.	2001	100
2. Kevin Alexander, Sr.	1995	92
3. Tom Forzani, Sr.	1972	85
4. Nakia Jenkins, Jr.	1996	82
5. Kevin Curtis, Sr.	2002	74
6. Nakia Jenkins, Sr.	1997	73
7. Mike Lee, Sr.	1993	70
8. Kendal Smith, Sr.	1987	67
9. Hunter Sharp, Jr.	2014	66
James Murphy, Sr.	1980	66





WHAT'S BACK IN 2015

OFFENSE	STAT	RETURN	PCT.
• Pass Att.	389	213	54.8
• Pass Comp.	243	132	54.3
• Pass Yds.	2,782	1,305	46.9
• Pass TDs	20	7	35.0
• Receptions	243	129	53.1
• Rec. Yds.	2,782	1,513	54.4
• Rec. TDs	20	12	60.0
• Rush Att.	512	247	48.2
• Rush Yds.	2,521	1,248	49.5
• Rush TDs	22	11	50.0
• Total Offense	5,303	2,553	48.1
• Total TDs	49	27	55.1

DEFENSE	STAT	RETURN	PCT.
• Tackles	1,073	651	60.7
• Tackles for Loss	114	69.5	61.0
• QB Hurries	48	32	66.7
• Sacks	50	26.5	53.0
• Interceptions	19	8	42.1
• Pass Break-Ups	63	39	61.9
• Forced Fumbles	11	9	81.8
• Fumble Recoveries	11	10	90.1
• Blocks	3	3	100.0

• Utah State returns 15 of its 26 regular starters from 2014, eight on offense and seven on defense. In addition, the Aggies return one of their kickers from last season along with their long snapper. USU also returns 38 letterwinners from a year ago, 12 on offense, 24 on defense and two specialists.

ROCKY MOUNTAIN HIGH

There are nine Division I schools that are located in cities with an elevation of at least 4,000 feet above sea level and Utah State ranks sixth on the list with an elevation of 4,710 feet. USU is the fifth-highest Mountain West Conference school. This season the Aggies will play at three other locations on the list (Air Force, New Mexico and Utah), giving USU nine games this season at 4,000 feet above sea level.

School	Elevation
1. Wyoming	7,220
2. Air Force	6,620
3. Colorado	5,360
4. Colorado State	5,190
5. New Mexico	5,100
6. UTAH STATE	4,710
7. BYU	4,630
8. Nevada	4,610
9. Utah	4,357



AGGIES DEFENSE AMONG THE BEST IN THE NATION THE LAST THREE YEARS

• Utah State's defense has been among the best in the nation the past three seasons as it has ranked among the top-25 teams each year in scoring defense, rushing defense and pass efficiency defense. In 2012, USU ranked seventh nationally in scoring defense (15.4 ppg), eighth nationally in passing efficiency defense (104.4) and 13th nationally in rushing defense (113.8 ypg). In 2013, USU ranked seventh nationally in scoring defense (17.1 ppg), eighth nationally in rushing defense (106.7 ypg) and 15th nationally in passing efficiency defense (113.2). And in 2014, USU ranked 12th nationally in scoring defense (19.1 ppg) 17th nationally in passing efficiency defense (111.4) and 24th nationally in rushing defense (130.7 ypg).

• Utah State is one of just three teams to rank among the top-12 nationally in scoring defense in each of the past three seasons along with Alabama and Stanford as USU allowed 15.4 points per game in 2012 and 17.1 points per game in 2013 to rank seventh nationally both seasons, and 19.7 points per game in 2014 to rank 12th nationally. During the past three seasons, USU ranks third nationally, allowing an average of just 17.44 points per game, trailing only Alabama (14.44 ppg) and Michigan State (16.93 ppg).

MORE NOTABLES ON UTAH STATE'S DEFENSE

• Utah State is one of just five defenses nationally to hold opposing offenses under five yards per play the last three years, along with Alabama, Stanford, TCU and Wisconsin. Over the past three seasons, USU's opponents have averaged just 4.55 yards per offensive play.

• Utah State has the fourth-best rushing defense nationally over the past four seasons, allowing just 3.13 yards per carry, trailing only Alabama (2.85 ypc), Michigan State (3.00 ypc) and Stanford (3.03 ypc).

• According to FootballScoop.com, Utah State's defense was ranked as the most disruptive in the Mountain West and 12th-most disruptive nationally during the 2014 season as 19.8 percent of the plays it faced resulted in either a sack, a tackle for loss, a forced fumble, or a tipped or intercepted pass.

UTAH STATE DEFENSE NOTABLE

According to *Lindsey's Sports* magazine, Utah State has the 10th-best linebacker group in the nation entering the 2015 season.

OFFENSIVE NOTABLES FROM 2014

• Utah State returns its leading rusher in sophomore RB **LaJuan Hunt** (540 rushing yards) and leading receiver in senior WR **Hunter Sharp** (939 receiving yards). The last time USU returned its leading rusher and receiver from the previous season was in 2006 when it returned sophomore FB **Ryan Bohm** (340 rushing yards) and senior WR **Tony Pennyman** (741 receiving yards).

• Sophomore RB **LaJuan Hunt** was the first Aggie freshman to lead the team in rushing since 2007 when **Derrin Speight** gained 504 yards on 129 carries (3.9 ypc). In fact, Hunt's 540 rushing yards on 111 carries (4.9 ypc) is the most by a true freshman in school history and the third-most by a freshman all-time, trailing **Abu Wilson**, who rushed for 795 yards on 164 carries (4.8 ypc) in 1992, and **Demario Brown**, who rushed for 700 yards on 119 carries (5.9 ypc) in 1996. Hunt's best game of 2014 was at Hawai'i (11/1) as he carried the ball 34 times for 145 yards, both of which are career-highs. Those 34 carries are the most by an Aggie since **Joey DeMartino** had 35 carries against Colorado State in 2013 and the most by a USU freshman in school history. The 145 rushing yards are the most by an Aggie since **Kerwynn Williams** had 235 rushing yards against Toledo in the 2012 Famous Idaho Potato Bowl, and the most by a USU freshman since **Abu Wilson** rushed for 157 yards against New Mexico State in 1992. Furthermore, Hunt's 145 rushing yards marked the first time last season that USU had a 100-yard rusher.

WHAT UTAH STATE MUST REPLACE FROM 2014

Utah State lost nine players who earned various all-Mountain West honors in 2014, including DE **B.J. Larsen**, PR **JoJo Natson**, SS **Frankie Sutera**, LB **Zach Vigil** and OT **Kevin Whippey**, who all earned first-team honors, PK **Nick Diaz**, who was named to the second-team, and P **Jaron Bentrude**, NG **Elvis Kamana-Matagi** and FS **Brian Suite**, who were all named to the honorable mention team. Vigil was also named the Mountain West Defensive Player of the Year and earned second-team All-American honors from *USA Today Sports*, third-team All-American honors from *Phil Steele*, fourth-team All-American honors from *Athlon Sports*, and honorable mention All-American honors from *SI.com*. Other starters lost include WR **Ronald Butler**, TE **Jefferson Court**, RB **Joe Hill** and CB **Rashard Stewart**.





AGGIES' 10 WINS IN 2014 SECOND-MOST IN SCHOOL HISTORY

- Utah State concluded the 2014 season with a 10-4 record, marking just the second time in school history that USU has won double-digit games, trailing only the 2012 team that finished with an 11-2 record.
- Utah State recorded its fourth-straight winning season last year, which is its longest since posting five-straight winning seasons from 1971-75.
- Utah State received 11 votes in the final Associated Press poll to rank 32nd nationally and eight votes in the final ESPN/USA Today Coaches' poll to rank 34th nationally. Overall, it is the third time in as many years that USU has finished the season ranked among the top teams in the nation as the 2012 team was 16th in the final AP poll, while the 2013 team received two votes in the final AP poll to rank tied for 37th nationally.

AGGIES WIN THIRD-STRAIGHT BOWL GAME

- With its 21-6 win against UTEP in the 2014 Gildan New Mexico Bowl, Utah State has now won three-straight bowl games for the first time in school history. In 2013, USU posted a 21-14 win against No. 24 Northern Illinois in the San Diego County Credit Union Poinsettia Bowl and in 2012 it recorded a 41-15 win against Toledo in the Famous Idaho Potato Bowl.
- Utah State played in its fourth-straight bowl game for the first time in school history and its 10th bowl game all-time last season with its appearance in the Gildan New Mexico Bowl. Overall, USU is 4-6 all-time in bowl games. Utah State's other bowl win was in 1993 when it posted a 42-33 victory against Ball State in the Las Vegas Bowl II.

UTAH STATE BOWL HISTORY

Following its 21-6 win against UTEP in the 2014 Gildan New Mexico Bowl, Utah State now has a 4-6 bowl record all-time as it lost to San Jose State, 20-0, in the 1946 Raisin Bowl (Fresno, Calif.); lost to Pacific, 35-21, in the 1947 Grape Bowl (Lodi, Calif.); lost to New Mexico State, 20-13, in the 1960 Sun Bowl (El Paso, Texas); lost to Baylor, 24-9, in the 1961 Gotham Bowl (New York City); defeated Ball State, 42-33, in the 1993 Las Vegas Bowl II; lost to Cincinnati, 35-19, in the 1997 Humanitarian Bowl; lost to Ohio, 24-23, in the 2011 Famous Idaho Potato Bowl; defeated Toledo, 41-15, in the 2012 Famous Idaho Potato Bowl, defeated No. 24 Northern Illinois, 21-14, in the 2013 San Diego County Credit Union Poinsettia Bowl; and defeated UTEP, 21-6, in the 2014 Gildan New Mexico Bowl.

LOOKING BACK AT UTAH STATE'S 2014 SEASON

Utah State ended its 2014 season with a 10-4 record after posting a 21-6 win against UTEP in the Gildan New Mexico Bowl. USU finished tied for second place in the Mountain Division of the Mountain West with a 6-2 record. Offensively, USU was led by freshman QB **Kent Myers**, who was 79-of-119 passing for 866 yards (123.7 ypg) with five touchdowns and three interceptions. Freshman RB **Lajuan Hunt** rushed for 540 yards on 111 carries (4.9 ypc) with one touchdown, and junior WR **Hunter Sharp** had 66 catches for 939 yards (14.2 ypr) and seven touchdowns. Defensively, senior LB **Zach Vigil** had a team-high 156 tackles, including 20.5 tackles for loss and 9.0 sacks, while sophomore LB **Nick Vigil** had 123 tackles, including 16.5 tackles for loss and 7.0 sacks. As a team, USU averaged 26.9 points and 378.8 yards of offense (198.7-passing, 180.1-rushing) and allowed 19.7 points and 356.1 yards of offense (225.4-passing, 130.7-rushing). All-time, USU has a 525-517-31 (.504) record in 117 seasons.

UTAH STATE GOES UNDEFEATED AT HOME DURING 2014 SEASON

Utah State went 6-0 at home last season, tying the 2012 team for the most home wins in a single season in school history. Overall, it is just the fifth time in the 47-year history of Maverik Stadium that a USU team has gone undefeated at home joining the 1968 (4-0), 1972 (5-0), 1982 (4-0) and 2012 (6-0) teams.

UTAH STATE RECORDS SECOND-BEST ATTENDANCE EVER IN 2014

For the third-straight season, Utah State averaged over 20,000 fans, marking the first time in school history it has accomplished that feat. During the 2014 season, USU averaged 20,467 fans (122,803) to rank second all-time in school history behind the 2013 season that saw an average of 23,263 fans (139,576).

AP POLL (NOV. 2, 2015)

RK.	SCHOOL	RECORD	PTS.
1	Ohio State (39)	8-0	1465
2	Baylor (6)	7-0	1408
3	Clemson (6)	8-0	1381
4	LSU (5)	7-0	1346
5	TCU (4)	8-0	1336
6	Michigan State	8-0	1249
7	Alabama (1)	7-1	1160
8	Notre Dame	7-1	1019
9	Stanford	7-1	1014
10	Iowa	8-0	954
11	Florida	7-1	923
12	Oklahoma State	8-0	879
13	Utah	7-1	809
14	Oklahoma	7-1	712
15	Memphis	8-0	683
16	Michigan	6-2	613
17	Florida State	7-1	571
18	Houston	8-0	466
19	Mississippi	7-2	414
20	Toledo	7-0	366
21	North Carolina	7-1	248
22	UCLA	6-2	190
23	Temple	7-1	175
24	Mississippi State	6-2	144
25	Texas A&M	6-2	101

Others receiving votes: Wisconsin 64, USC 57, BYU 27, Georgia 17, Northwestern 21, Duke 7, Penn State 5, Boise State 4, Appalachian State 4, California 4, Tennessee 2, Pittsburgh 2, Washington State 1, Navy 1.

USA TODAY POLL (NOV. 2, 2015)

RK.	SCHOOL	RECORD	PTS.
1	Ohio State (48)	8-0	1574
2	Baylor (9)	7-0	1481
3	TCU (4)	8-0	1441
4	LSU (1)	7-0	1388
5	Clemson (2)	8-0	1377
6	Michigan State	8-0	1337
7	Alabama	7-1	1223
8	Stanford	7-1	1069
9	Notre Dame	7-1	1068
10	Oklahoma State	8-0	978
11	Iowa	8-0	968
12	Florida	7-1	942
13	Oklahoma	7-1	819
14	Utah	7-1	770
15	Florida State	7-1	693
16	Memphis	8-0	652
17	Michigan	6-2	587
18	Houston	8-0	505
19	Mississippi	7-2	436
20	Toledo	7-0	396
21	North Carolina	7-1	215
22	UCLA	6-2	199
23	Temple	7-1	164
24	Texas A&M	6-2	148
25	Mississippi State	6-2	104

Others receiving votes: Wisconsin 88, Navy 42, Duke 31, USC 20, BYU 19, Northwestern 15, Oregon 14, Pittsburgh 9, Penn State 8, Boise State 7, Marshall 5, Washington State 4, Western Kentucky 3, Appalachian State 1.






1
DANIEL GRAY
5-11 • 180 • Jr.-1L
Fort Lauderdale, Fla.
(Boyd Anderson HS)
(Tennessee)
CB

GAME-BY-GAME NOTES

WYO: Had one tackle. **SDSU:** Did not record any stats. **BSU:** Did not record any stats. **FS:** Had one tackle. **CSU:** Did not record any stats. **UW:** Had three tackles, including 0.5 tackles for loss. **UU:** Had two tackles. **SUU:** Had five tackles and one pass breakup.

CAREER STATS - DEFENSE

Year	G/GS	UA-AT-TT	TFL	Sack	INT	PB	FF	FR
2014	13/7	19-10-29	0.0-0	0.0-0	0-0	5	0	1
2015	8/2	7-5-12	0.5-0	0.0-0	0-0	1	0	0
TOTAL	21/9	26-15-41	0.5-0	0.0-0	0-0	6	0	1

CAREER HIGHS - Tackles: 6, at Tennessee (8/31/14); **TFL:** 0.5, at Washington (9/19/15); **PBU:** 2, vs. Wake Forest (9/13/14); **QBH:** 1, vs. Wake Forest (9/13/14); **TD:** 1, at Boise St. (11/29/14).



2
MARQUAN ELLISON
5-11 • 190 • Jr.-2L
Milwaukee, Wis.
(Bradley Tech HS)
CB


GAME-BY-GAME NOTES

WYO: Did not play. **SDSU:** Did not play. **BSU:** Did not play. **FS:** Did not play. **CSU:** Did not play. **UW:** Did not record any stats. **UU:** Did not record any stats. **SUU:** Had one tackle.

CAREER STATS - DEFENSE

Year	G/GS	UA-AT-TT	TFL	Sack	INT	PB	FF	FR
2013	9/0	0-0-0	0.0-0	0.0-0	0-0	0	0	1
2014	11/0	2-0-2	0.0-0	0.0-0	0-0	0	0	0
2015	3/0	1-0-1	0.0-0	0.0-0	0-0	0	0	0
TOTAL	23/0	3-0-3	0.0-0	0.0-0	0-0	0	0	1

CAREER HIGHS - Tackles: 1, three times; **Fumble Recovery:** 1, vs. Wyoming (11/30/13).



2
KENT MYERS
6-0 • 195 • So.-1L
Rowlett, Texas
(Sachese HS)
QB

GAME-BY-GAME NOTES

WYO: Was 14-of-17 passing for 246 yards and a career-high-tying three touchdowns (8, 19, 25)... Also rushed 11 times for 48 yards and a 5-yard touchdown. **SDSU:** Was 8-of-19 passing for 93 yards with a 45-yard touchdown and his first interception of the season... Also rushed 11 times for 22 yards. **BSU:** Was 17-of-24 passing for 157 yards and three touchdowns (2, 10, 21)... Also rushed for 63 yards and a 39-yard touchdown on 14 carries. **FS:** Was 18-of-25 passing for a career-high 260 yards and a 44-yard touchdown... Also rushed for minus nine yards on four carries... His 18 completions are also a career high. **CSU:** Was named the Mountain West Offensive Player of the Week as he set a single-game rushing record for a quarterback with 191 yards and a 26-yard touchdown on a career-high 16 carries in his first start of the season... Was 12-of-21 passing for 137 yards and a 42-yard touchdown. **UW:** Did not play. **UU:** Did not play. **SUU:** Did not play.

CAREER STATS - PASSING


Year	G/GS	Att	Cmp	Int	Pct	Yds	TD	LG	EFF
2014	7/5	119	79	3	.664	866	5	70	136.3
2015	5/5	106	69	1	.651	893	9	51	178.6
TOTAL	12/10	225	148	4	.658	1,759	14	70	148.4

CAREER HIGHS - Att: 28, at Boise St. (11/29/14); **Comp:** 18, at Fresno St. (10/10/15); **Yards:** 260, at Fresno St. (10/10/15); **Long Pass:** 70, at Hawai'i (11/1/14); **TD:** 3, three times.

CAREER STATS - RUSHING

Year	Rush	Yds	Avg	TD	Long
2014	56	310	5.5	5	60
2015	56	313	5.6	3	39
TOTAL	112	623	5.6	8	60

CAREER HIGHS - Rushes: 16, vs. Colorado St. (10/3/15); **Yards:** 191, vs. Colorado St. (10/3/15); **Long Rush:** 60, vs. San José St. (11/21/14); **TD:** 3, vs. San José St. (11/21/14).



3
DEVONTE ROBINSON
6-2 • 190 • Sr.-1L
Delray Beach, Fla.
(Village Academy HS)
(Dodge City CC)
WR

GAME-BY-GAME NOTES

WYO: Did not record any stats. **SDSU:** Did not record any stats. **BSU:** Had two catches for 12 yards. **FS:** Had four catches for 80 yards, including a 44-yard touchdown. **CSU:** Had two catches for 17 yards and carried the ball one time for minus four yards. **UW:** Had one catch for four yards and carried the ball one time for minus two yards. **UU:** Had a career-high tying six catches for a career-best 119 yards, including a career-long of 51 yards. **SUU:** Had three catches for 29 yards and carried the ball once for four yards.

CAREER STATS - RECEIVING


Year	G/GS	Rec	Yds	Avg	TD	Long
2014	14/7	24	226	9.4	2	36
2015	8/6	18	266	14.8	1	51
TOTAL	22/13	42	492	11.7	3	51

CAREER HIGHS - Catches: 6, twice; **Yards:** 119, at Utah (9/11/15); **Long Catch:** 51, at Utah (9/11/15); **TD:** 2, at BYU (10/3/14).

CAREER STATS - RUSHING

Year	Rush	Yds	Avg	TD	Long
2014	5	56	11.2	1	59
2015	3	-2	-0.7	0	4
TOTAL	8	54	6.8	1	59

CAREER HIGHS - Rushes: 1, eight times; **Yards:** 59, vs. New Mexico (11/15/14); **Long Rush:** 59, vs. New Mexico (11/15/14); **TD:** 1, vs. New Mexico (11/15/14).



4
HUNTER SHARP
6-0 • 200 • Sr.-1L
Palmdale, Calif.
(Highland HS)
(Antelope Valley CC)
WR

GAME-BY-GAME NOTES

WYO: Had one catch for 23 yards. **SDSU:** Had four catches for 63 yards, including a 45-yard touchdown. **BSU:** Had seven catches for 42 yards, including two touchdowns from 10 and 21 yards... Also carried the ball four times for 12 yards, both career highs... Returned one kickoff for 18 yards. **FS:** Had six catches for 99 yards and carried the ball one time for one yard... Returned two punts for minus 18 yards. **CSU:** Had four catches for 63 yards, including a 42-yard touchdown, and carried the ball one time for eight yards... Also returned two

kickoffs for 28 yards and two punts for nine yards. **UW:** Had six catches for 74 yards and carried the ball one time for minus three yards... Returned two kickoffs for a career-high 78 yards, including a career-long 60-yarder... Also returned one punt for minus one yard and had a touchdown-saving tackle. **UU:** Did not play. **SUU:** Did not play.

CAREER STATS - RECEIVING

Year	G/GS	Rec	Yds	Avg	TD	Long
2014	14/12	66	939	14.2	7	81
2015	6/5	28	364	13.0	4	49
TOTAL	20/17	94	1,303	13.8	11	81

CAREER HIGHS - Catches: 12, twice; **Yards:** 173 at BYU (10/3/14); **Long Catch:** 81, at Arkansas St. (9/20/14); **TD:** 2, three times.

CAREER STATS - RUSHING

Year	Rush	Yds	Avg	TD	Long
2014	6	28	4.7	0	12
2015	7	18	2.6	0	8
TOTAL	13	46	3.5	0	12

CAREER HIGHS - Rushes: 4, vs. Boise St. (10/16/15); **Yards:** 12, vs. Boise St. (10/16/15); **Long Rush:** 9, at Arkansas St. (9/20/14).

CAREER STATS - KICKOFF RETURNS


Year	Ret	Yds	Avg	TD	Long
2014	6	146	24.3	0	37
2015	5	124	24.8	0	60
TOTAL	11	270	24.5	0	60

CAREER HIGHS - Returns: 2, three times; **Yards:** 78, at Washington (9/19/15); **Long Return:** 60, at Washington (9/19/15).

CAREER STATS - PUNT RETURNS

Year	Ret	Yds	Avg	TD	Long
2015	5	-10	-2.0	0	8

CAREER HIGHS - Returns: 2, twice; **Yards:** 9, vs. Colorado St. (10/3/15); **Long Return:** 8, vs. Colorado St. (10/3/15).



5
LT FILIAGA
5-11 • 245 • Sr.-1L
South Jordan, Utah
(Bingham HS)
(Utah)
LB

GAME-BY-GAME NOTES

WYO: Had six tackles. **SDSU:** Had seven tackles, including 0.5 for loss. **BSU:** Had two tackles. **FS:** Had two tackles. **CSU:** Had 10 tackles. **UW:** Had seven tackles. **UU:** Had a career-high 12 tackles. **SUU:** Had six tackles and one pass breakup.

CAREER STATS - DEFENSE


Year	G/GS	UA-AT-TT	TFL	Sack	INT	PB	FF	FR
2014	10/9	25-36-61	4.5-24	1.0-11	0-0	3	0	2
2015	8/8	12-40-52	0.5-1	0.0-0	0-0	1	0	0
TOTAL	18/17	37-76-113	5.0-25	1.0-11	0-0	4	0	2

CAREER HIGHS - Tackles: 12, at Utah (9/11/15); **TFL:** 1.5, vs. UNLV (10/25/14); **Sacks:** 1.0, at Hawai'i (11/1/14); **QBH:** 1, three times; **FR:** 2, at Arkansas St. (9/20/14); **PBU:** 2, vs. Air Force (10/11/14).





2015 UTAH STATE FOOTBALL PLAYER PROFILES



7
RB

TONNY LINDSEY
5-9 • 190 • So-RS
Long Beach, Calif.
(Woodrow Wilson HS)
(Cerritos JC)

GAME-BY-GAME NOTES

WYO: Had three carries for a career-high 39 yards, including a career-long 17-yard run. **SDSU:** Had his first career catch for two yards. **BSU:** Did not record any stats. **FS:** Had a career-high four carries for 16 yards. **CSU:** Did not record any stats. **UW:** Did not play. **UU:** Did not play. **SUU:** Did not play.

CAREER STATS - RUSHING


Year	G/GS	Rush	Yds	Avg	TD	Long
2015	5/0	7	55	7.9	0	17

CAREER HIGHS - Rushes: 4, at Fresno St. (10/10/15); **Yards:** 39, vs. Wyoming (10/30/15); **Long Rush:** 17, vs. Wyoming (10/30/15).

CAREER STATS - RECEIVING

Year	Rec	Yds	Avg	TD	Long
2015	1	2	2.0	0	2

CAREER HIGHS - Catches: 1, at San Diego St. (10/23/15); **Yards:** 2, at San Diego St. (10/23/15); **Long Catch:** 2, at San Diego St. (10/23/15).



8
QB

DAMION HOBBS
6-2 • 220 • So.-SQ
Cedar Hill, Texas
(Cedar Hill HS)
(Oregon)

GAME-BY-GAME NOTES

WYO: Was 2-of-2 passing for a career-high 50 yards, including his first career touchdown pass, a career-long 34-yarder... Also rushed one time for two yards. **SDSU:** Was 1-of-1 passing for two yards. **BSU:** Had a career-high six rushes for 21 yards. **FS:** Was 1-of-2 passing for 21 yards... Also rushed five times for a career-best 51 yards, including a 5-yard touchdown. **CSU:** Had two rushes for five yards. **UW:** Had two rushes for three yards. **UU:** Did not play. **SUU:** Did not play.

CAREER STATS - PASSING

Year	G/GS	Att	Cmp	Int	Pct	Yds	TD	LG	EFF
2015	6/0	5	4	0	80.0	73	1	34	268.64

CAREER HIGHS - Att: 2, twice; **Comp:** 2, vs. Wyoming (10/30/15); **Yards:** 50, vs. Wyoming (10/30/15); **TD:** 1, vs. Wyoming (10/30/15); **Long Pass:** 34, vs. Wyoming (10/30/15).

CAREER STATS - RUSHING

Year	Rush	Yds	Avg	TD	Long
2015	16	82	5.1	1	33

CAREER HIGHS - Rushes: 6, vs. Boise St. (10/16/15); **Yards:**



9
LB

KYLER FACKRELL
6-5 • 250 • Sr.-2L
Mesa, Ariz.
(Mesa HS)

GAME-BY-GAME NOTES

WYO: Had six tackles, including 0.5 tackles for loss. **SDSU:** Had 10 tackles. **BSU:** Was named the Mountain West Defensive Player of the Week as he had 11 tackles, including 2.5 tackles for loss, two fumble recoveries, two QB hurries and one forced fumble. **FS:** Had four tackles, including 1.0 tackles for loss, and recovered a fumble. **CSU:** Had six tackles, including a career-high 3.0 tackles for

loss and 1.0 sacks... Also recovered a fumble and returned it 12 yards, as well as had a career-best six QB hurries. **UW:** Had five tackles, including 1.5 tackles for loss, to go along with a forced fumble. **UU:** Had six tackles. **SUU:** Had five tackles, which included 2.5 tackles for loss and a career-high tying 2.0 sacks... Also had two QB hurries.

CAREER STATS - DEFENSE

Year	G/GS	UA-AT-TT	TFL	Sack	INT	PB	FF	FR
2012	13/13	28-59-87	8.0-27	3.0-19	3-26	3	1	1
2013	14/14	37-45-82	13.0-43	5.0-27	1-99	1	2	1
2014	1/1	2-0-2	0.0-0	0.0-0	0-0	0	0	0
2015	8/8	23-30-53	11.0-27	3.0-11	0-0	0	2	4
TOTAL	36/36	90-134-224	32.0-97	11.0-57	4-125	4	5	6

CAREER HIGHS - Tackles: 13, vs. BYU (10/4/13); **TFL:** 3.0, vs. Colorado St. (10/3/15); **Sacks:** 2.0, three times; **QBH:** 6, vs. Colorado St. (10/3/15); **INT:** 1, four times; **Block:** 1, vs. New Mexico St. (10/20/12); **FR:** 1, four times; **FF:** 1, four times.



10
WR

JAREN COLSTON-GREEN
6-3 • 205 • So.-JC
Tallahassee, Fla.
(Leon HS)
(Arizona Western JC)

GAME-BY-GAME NOTES

WYO: Recorded his first career stats as he had two catches for 54 yards, including a 34-yard touchdown. **SDSU:** Did not play. **BSU:** Did not record any stats. **FS:** Did not record any stats. **CSU:** Did not record any stats. **UW:** Did not record any stats. **UU:** Did not play. **SUU:** Did not record any stats.

CAREER STATS - RECEIVING

Year	G/GS	Rec	Yds	Avg	TD	Long
2015	6/0	2	54	9.0	1	34

CAREER HIGHS - Catches: 2, vs. Wyoming (10/30/15); **Yards:** 50, vs. Wyoming (10/30/15); **Long Catch:** 34, vs. Wyoming (10/30/15); **TD:** 1, vs. Wyoming (10/30/15).



11
WR

BRANDON SWINDALL
6-4 • 205 • Sr.-2L
Oklahoma City, Okla.
(Millwood HS)

GAME-BY-GAME NOTES

WYO: Had three catches for 50 yards, including a 19-yard touchdown. **SDSU:** Did not record any stats. **BSU:** Had two catches for 26 yards. **FS:** Had one catch for 14 yards. **CSU:** Had one catch for five yards. **UW:** Did not record any stats. **UU:** Did not play. **SUU:** Did not play.

CAREER STATS - RECEIVING

Year	G/GS	Rec	Yds	Avg	TD	Long
2012	8/0	3	19	6.3	0	9
2013	13/5	29	285	9.8	6	32
2014	2/2	5	37	7.4	0	13
2015	6/0	7	95	13.6	1	19
TOTAL	29/7	44	436	9.9	7	32

CAREER HIGHS - Catches: 5, three times; **Yards:** 79, at San Jose St. (9/27/13); **Long Catch:** 32, at San Jose St. (9/27/13); **TD:** 2, at Utah (8/29/13).



12
LB

ALEX HUERTA
6-2 • 230 • So.-SQ
Wellsville, Utah
(Mountain Crest HS)

GAME-BY-GAME NOTES

WYO: Had one tackle and his first career pass breakup. **SDSU:** Did not record any stats. **BSU:** Did not record any stats. **FS:** Had a career-high three tackles. **CSU:** Did not record any stats. **UW:** Did not record any stats. **UU:** Did not record any stats. **SUU:** Did not play.

CAREER STATS - DEFENSE

Year	G/GS	UA-AT-TT	TFL	Sack	INT	PB	FF	FR
2015	7/0	3-1-4	0.0-0	0.0-0	0-0	1	0	0

CAREER HIGHS - Tackles: 3, at Fresno St. (10/10/15); **PBU:** 1, vs. Wyoming (10/30/15).



12
QB

DJ NELSON
5-9 • 200 • Fr.-RS
Logan, Utah
(Logan HS)

GAME-BY-GAME NOTES

WYO: Played on special teams. **SDSU:** Played on special teams. **BSU:** Played on special teams. **FS:** Played on special teams. **CSU:** Played on special teams. **UW:** Played on special teams. **UU:** Played on special teams. **SUU:** Played on special teams.

CAREER STATS - PASSING

Year	G/GS	Att	Cmp	Int	Pct	Yds	TD	LG	EFF
2015	8/0	0	0	0	0.0	0	0	0	0.0



13
CB

JALEN DAVIS
5-10 • 175 • So.-1L
La Mesa, Calif.
(Helix HS)

GAME-BY-GAME NOTES

WYO: Had three tackles and one quarterback hurry... Also returned one kickoff for 17 yards. **SDSU:** Had one tackle... Also tied his career high with two kickoff returns for 32 yards and had one punt return for three yards. **BSU:** Tied his career high with seven tackles, to go along with an interception, forced fumble and two pass breakups. **FS:** Did not record any tackles on defense, but returned one punt for 19 yards. **CSU:** Had five tackles, one interception, one pass breakup and one QB hurry... Also returned one kickoff for 18 yards. **UW:** Had five tackles, including 1.0 tackles for loss... Also returned one kickoff for 20 yards. **UU:** Had five tackles and one pass breakup... Also returned a career-high three punts for 19 yards, with a long of 14 yards. **SUU:** Had four tackles to go along with a career-high three pass breakups... Also had a career-high tying 2.0 tackles for loss and 1.0 sacks... Returned two punts for 35 yards, with a long of 35 yards.



2015 UTAH STATE FOOTBALL PLAYER PROFILES



CAREER STATS - DEFENSE

Year	G/GS	UA-AT-TT	TFL	Sack	INT	PB	FF	FR
2014	13/13	44-17-61	4.0-12	1.0-8	2-65	7	1	0
2015	8/8	17-13-30	3.0-11	1.0-9	2-16	7	1	0
TOTAL	21/21	61-30-91	7.0-23	2.0-17	4-81	14	2	0

CAREER HIGHS - Tackles: 7, five times; INT: 2, vs. Idaho St. (9/6/14); **PBU**: 3, vs. Southern Utah (9/3/15); **TD**: 1, vs. Idaho St. (9/6/14); **QBH**: 1, three times; **Sacks**: 1.0, twice; **TFL**: 2.0, twice; **FF**: 1, twice.

CAREER STATS - KICKOFF RETURNS

Year	Ret	Yds	Avg	TD	Long
2014	5	113	22.6	0	44
2015	6	106	17.7	0	20
TOTAL	11	219	19.9	0	44

CAREER HIGHS - Returns: 2, three times; Yards: 66, vs. San José St. (11/21/14); **Long Return**: 44, vs. San José St. (11/21/14).

CAREER STATS - PUNT RETURNS

Year	Ret	Yds	Avg	TD	Long
2015	6	57	9.5	0	35

CAREER HIGHS - Returns: 3, at Utah (9/11/15); Yards: 35, vs. Southern Utah (9/3/15); **Long Return**: 35, vs. Southern Utah (9/3/15).

15

TYLER FLOYD
5-9 • 185 • Sr.-1L
Orlando, Fla.
(Bishop Moore HS)
(Fullerton CC)

CB

GAME-BY-GAME NOTES

WYO: Had four tackles. **SDSU**: Had a career-high seven tackles, including 1.0 tackles for loss, which tied his career high. **BSU**: Had two tackles. **FS**: Had two tackles, including 1.0 sacks. **CSU**: Had two tackles and one pass breakup. **UW**: Had two tackles... Recovered his first career fumble and returned it seven yards. **UU**: Had two tackles. **SUU**: Had one tackle in his first career start.

CAREER STATS - DEFENSE

Year	G/GS	UA-AT-TT	TFL	Sack	INT	PB	FF	FR
2014	14/0	8-2-10	1.0-2	0.0-0	1-3	1	0	0
2015	8/5	14-8-22	2.0-8	1.0-5	0-0	1	0	1
TOTAL	22/5	22-10-32	3.0-10	1.0-5	1-3	2	0	1

CAREER HIGHS - Tackles: 7, at San Diego St. (10/23/15); **TFL**: 1.0, three times; **Sacks**: 1.0, at Fresno St. (10/10/15); **INT**: 1, vs. UTEP (12/20/14); **PBU**: 1, twice; **FR**: 1, at Washington (9/19/15).

16

CHUCKIE KEETON
6-2 • 200 • Sr.-3L
Houston, Texas
(Cypress Creek HS)

QB

GAME-BY-GAME NOTES

WYO: Did not play. **SDSU**: Did not play. **BSU**: Did not play. **FS**: Did not play. **CSU**: Did not play. **UW**: Was 17-of-33 passing for 171 yards and two interceptions... Also rushed five times for 22 yards. **UU**: Was 22-of-35 passing for 256 yards and two touchdowns (8, 15), and two interceptions... Also rushed for 46 yards on 12 carries. **SUU**: Was 16-of-33 passing for 110 yards and one interception... Also rushed for seven yards on six carries.

CAREER STATS - PASSING

Year	G/GS	Att	Cmp	Int	Pct	Yds	TD	LG	EFF
2011	9/8	174	106	2	60.9	1200	11	53	137.4
2012	13/13	407	275	9	67.6	3373	27	86	154.7
2013	6/6	196	136	2	69.4	1388	18	42	157.1
2014	3/3	92	51	4	55.4	426	2	37	116.5
2015	3/3	101	55	5	54.5	537	2	51	95.8
TOTAL	34/33	970	623	22	64.2	6924	60	86	140.6

CAREER HIGHS - Att: 42, at San Jose St. (9/27/13); **Comp**: 32, at Air Force (9/7/13); **Yards**: 404, vs. UNLV (9/29/12); **TD**: 5, three times; **Long Pass**: 86, at Louisiana Tech (11/17/12).

CAREER STATS - RUSHING

Year	Rush	Yds	Avg	TD	Long
2011	68	293	4.3	4	38
2012	129	619	4.8	8	76
2013	55	241	4.4	2	30
2014	20	81	4.1	1	26
2015	23	75	3.3	0	14
TOTAL	295	1309	4.4	15	76

CAREER HIGHS - Rushes: 17, twice; Yards: 121, at Louisiana Tech (11/17/12); **TD**: 2, three times; **Long Rush**: 76, vs. New Mexico St. (10/20/12).

CAREER STATS - TOTAL OFFENSE

Year	Rush	Pass	Total	Avg/G
2011	293	1200	1493	165.9
2012	619	3373	3992	307.1
2013	241	1388	1629	271.5
2014	81	426	507	169.0
2015	75	537	612	204.0
TOTAL	1309	6924	8233	242.1

16

ANTHONY WILLIAMS
6-2 • 230 • Sr.-1L
Philadelphia, Pa.
(Upper Dublin HS)
(LA Pierce CC)

LB

GAME-BY-GAME NOTES

WYO: Did not play. **SDSU**: Did not play. **BSU**: Did not play. **FS**: Did not play. **CSU**: Did not play. **UW**: Did not play. **UU**: Did not play. **SUU**: Did not play.

CAREER STATS - DEFENSE

Year	G/GS	UA-AT-TT	TFL	Sack	INT	PB	FF	FR
2014	13/1	4-6-10	0.5-1	0.0-0	0-0	0	0	0
2015	0/0	0-0-0	0.0-0	0.0-0	0-0	0	0	0
TOTAL	13/1	4-6-10	0.5-1	0.0-0	0-0	0	0	0

CAREER HIGHS - Tackles: 4, vs. San José St. (11/21/14); **TFL**: 0.5, vs. San José St. (11/21/14).

17

DESHANE HINES
5-10 • 185 • Sr.-1L
Fremont, Calif.
(American HS)
(San Mateo JC)

CB

GAME-BY-GAME NOTES

WYO: Had five tackles. **SDSU**: Had four tackles and a pass breakup. **BSU**: Had two tackles. **FS**: Did not record any stats. **CSU**: Had four tackles and a career-high three pass breakups. **UW**: Had a career-high seven tackles and forced his first career fumble. **UU**: Did not play. **SUU**: Did not record any stats.

CAREER STATS - DEFENSE

Year	G/GS	UA-AT-TT	TFL	Sack	INT	PB	FF	FR
2014	14/1	12-8-20	0.0-0	0.0-0	2-38	1	0	0
2015	7/7	9-13-22	0.0-0	0.0-0	0-0	4	1	0
TOTAL	21/8	21-21-42	0.0-0	0.0-0	2-38	5	1	0

CAREER HIGHS - Tackles: 7, at Washington (9/19/15); **PBU**: 3, vs. Colorado St. (10/3/15); **INT**: 1, twice; **FF**: 1, at Washington (9/19/15).

18

CHASEN ANDERSEN
5-11 • 220 • Fr.-RS
Logan, Utah
(Logan HS)
(Wisconsin)

LB

GAME-BY-GAME NOTES

WYO: Had a career-high three tackles. **SDSU**: Had one tackle. **BSU**: Did not record any stats. **FS**: Had two tackles. **CSU**: Recorded the first two tackles of his career on special teams. **UW**: Did not record any stats. **UU**: Did not record any stats. **SUU**: Did not record any stats.

CAREER STATS - DEFENSE

Year	G/GS	UA-AT-TT	TFL	Sack	INT	PB	FF	FR
2015	8/0	4-4-8	0.0-0	0.0-0	0-0	0	0	0

CAREER HIGHS - Tackles: 3, vs. Wyoming (10/30/15).

19

IAN TOGIK
6-3 • 255 • So.-1L
West Valley City, Utah
(Hunter HS)

DE

GAME-BY-GAME NOTES

WYO: Had a career-high-tying two tackles, including 0.5 tackles for loss, and a QB hurry. **SDSU**: Had two tackles. **BSU**: Did not record any stats. **FS**: Made his first career start as an Aggie at tight end... Did not record any stats on defense. **CSU**: Had two tackles. **UW**: Did not record any stats. **UU**: Did not record any stats. **SUU**: Had one tackle.

CAREER STATS - DEFENSE

Year	G/GS	UA-AT-TT	TFL	Sack	INT	PB	FF	FR
2014	13/0	1-0-1	0.0-0	0.0-0	0-0	0	0	0
2015	8/2	1-6-7	0.5-0	0.0-0	0-0	0	0	0
TOTAL	21/2	2-6-8	0.0-0	0.0-0	0-0	0	0	0

CAREER HIGHS - Tackles: 2, three times; **TFL**: 0.5, vs. Wyoming (10/30/15); **QBH**: 1, vs. Wyoming (10/30/15).

20

BROCK CARMEN
6-3 • 230 • Jr.-JC
Clovis, Calif.
(Clovis North HS)
(Riverside CC)

LB

GAME-BY-GAME NOTES

WYO: Had a career-high four tackles... Also blocked his first career punt that led to a touch-down, and returned his first career punt for 18 yards. **SDSU**: Did not record any stats. **BSU**: Did not record any stats. **FS**: Intercepted his first career pass and returned it 19 yards against his former team. **CSU**: Did not record any stats. **UW**: Did not record any stats. **UU**: Did not record any stats. **SUU**: Had three tackles.

CAREER STATS - DEFENSE

Year	G/GS	UA-AT-TT	TFL	Sack	INT	PB	FF	FR
2015	8/0	3-4-7	0.0-0	0.0-0	1-19	0	0	0

CAREER HIGHS - Tackles: 4, vs. Wyoming (10/30/15); **INT**: 1, at Fresno St. (10/10/15); **Blocks**: 1, vs. Wyoming (10/30/15).





2015 UTAH STATE FOOTBALL PLAYER PROFILES



21
RB

LAJUAN HUNT
5-8 • 195 • So.-1L
Fort Lauderdale, Fla.
(University HS)

GAME-BY-GAME NOTES

WYO: Had two carries for five yards. **SDSU:** Had six carries for 16 yards and caught one pass for 11 yards. **BSU:** Had eight carries for 18 yards and a 4-yard touchdown... Also caught two passes for a career-high 51 yards. **FS:** Had 12 carries for 42 yards and a career-high two touchdowns on runs of 15 and 3 yards... Also had a career-high four catches for 14 yards. **CSU:** Had 13 carries for 37 yards, including a 33-yard touchdown... Also caught two passes for 15 yards. **UW:** Had 13 carries for 40 yards... Had three catches for 29 yards... **UU:** Had 14 carries for 37 yards... Also caught three passes for 11 yards, including an 8-yard touchdown... Returned one kickoff for 13 yards. **SUU:** Had 23 carries for 80 yards... Also had two receptions for zero yards.

CAREER STATS - RUSHING

Year	G/GS	Rush	Yds	Avg	TD	Long
2014	14/4	111	540	4.9	1	55
2015	8/6	91	274	3.0	4	33
TOTAL	22/10	202	814	4.0	5	55

CAREER HIGHS - Rushes: 34, at Hawai'i (11/1/14); **Yards:** 145, at Hawai'i (11/1/14); **Long Rush:** 55, at Boise St. (11/29/14); **TD:** 2, at Fresno St. (10/10/15).

CAREER STATS - RECEIVING

Year	Rec	Yds	Avg	TD	Long
2014	10	99	9.9	1	44
2015	17	131	7.7	1	51
TOTAL	27	230	8.5	2	51

CAREER HIGHS - Catches: 4, at Fresno St. (10/10/15); **Yards:** 51, vs. Boise St. (10/16/15); **Long Catch:** 51, vs. Boise St. (10/16/15); **TD:** 1, twice.

CAREER STATS - KICKOFF RETURNS

Year	Ret	Yds	Avg	TD	Long
2014	2	41	20.5	0	24
2015	1	13	13.0	0	13
TOTAL	3	54	18.0	0	24

CAREER HIGHS - Returns: 2, vs. UNLV (10/25/14); **Yards:** 41, vs. UNLV (10/25/14); **Long Return:** 24, vs. UNLV (10/25/14).



22
CB

BRYANT HAYES
5-9 • 175 • Sr.-1L
Compton, Calif.
(Compton HS)
(San Mateo JC)

GAME-BY-GAME NOTES

WYO: Did not record any stats. **SDSU:** Had two tackles. **BSU:** Had two tackles and recovered his first career fumble. **FS:** Had three tackles and blocked his first career kick on a punt... Also returned his first career punt for 18 yards. **CSU:** Did not play. **UW:** Did not play. **UU:** Did not play. **SUU:** Did not play.

CAREER STATS - DEFENSE

Year	G/GS	UA-AT-TT	TFL	Sack	INT	PB	FF	FR
2014	12/3	17-3-20	6.0-24	4.0-22	0-0	5	0	0
2015	4/1	3-4-7	0.0-0	0.0-0	0-0	0	0	1
TOTAL	16/4	20-7-27	6.0-24	4.0-22	0-0	5	0	1

CAREER HIGHS - Tackles: 6, vs. Idaho St. (9/6/14); **PBU:** 3, vs. Idaho St. (9/6/14); **TFL:** 1.0, five times; **Sacks:** 1.0, four times; **Blocks:** 1, at Fresno St. (10/10/15); **FR:** 1, vs. Boise St. (10/16/15).

CAREER STATS - PUNT RETURNS

Year	Ret	Yds	Avg	TD	Long
2015	1	18	18.0	0	18

CAREER HIGHS - Returns: 1, at Fresno St. (10/10/15); **Yards:** 18 at Fresno St. (10/10/15); **Long Return:** 18, at Fresno St. (10/10/15).



23
LB

MICHAEL OKONKWO
6-1 • 230 • Sr.-3L
Chandler, Ariz.
(Chandler HS)

GAME-BY-GAME NOTES

WYO: Had two tackles. **SDSU:** Did not record any stats. **BSU:** Did not record any stats. **FS:** Did not record any stats. **CSU:** Did not record any stats. **UW:** Did not record any stats. **UU:** Did not record any stats. **SUU:** Had a career-high five tackles.

CAREER STATS - DEFENSE

Year	G/GS	UA-AT-TT	TFL	Sack	INT	PB	FF	FR
2012	11/0	2-4-6	1.0-4	1.0-4	0-0	0	0	0
2013	5/0	0-1-1	0.0-0	0.0-0	0-0	0	0	0
2014	14/1	7-7-14	0.5-1	0.0-0	0-0	0	0	0
2015	8/0	2-5-7	0.0-0	0.0-0	0-0	0	0	0
TOTAL	38/1	11-17-28	1.5-5	1.0-4	0-0	0	0	0

CAREER HIGHS - Tackles: 5, vs. Southern Utah (9/3/15); **Sacks:** 1.0, vs. New Mexico St. (10/20/12); **QBH:** 1, vs. UTEP (12/20/14); **Blocks:** 1, vs. UNLV (10/25/14).



24
SS

MARWIN EVANS
6-0 • 210 • Sr.-1L
Milwaukee, Wis.
(Oak Creek HS)
(Highland CC)

GAME-BY-GAME NOTES

WYO: Had seven tackles, including 0.5 tackles for loss, and a career-high two pass breakups. **SDSU:** Had seven tackles, including a career-high 3.0 tackles for loss. **BSU:** Returned his first career interception 90 yards for a touchdown... Also had three tackles, including 1.0 tackles for loss, and a forced fumble. **FS:** Had a career-high 2.0 sacks... Also forced a fumble that resulted in a safety. **CSU:** Had a career-high eight tackles and one pass breakup. **UW:** Had six tackles. **UU:** Had one tackle. **SUU:** Had three tackles in his first career start.

CAREER STATS - DEFENSE

Year	G/GS	UA-AT-TT	TFL	Sack	INT	PB	FF	FR
2014	14/0	3-7-10	0.0-0	0.0-0	0-0	0	1	0
2015	8/8	15-22-37	6.5-21	2.0-11	1-90	4	2	0
TOTAL	22/8	18-29-47	6.5-21	2.0-11	1-90	4	3	0

CAREER HIGHS - Tackles: 8, vs. Colorado St. (10/3/15); **TFL:** 3.0, at San Diego St. (10/23/15); **Sacks:** 2.0, at Fresno St. (10/10/15); **INT:** 1, vs. Boise St. (10/16/15); **PBU:** 2, vs. Wyoming (10/30/15); **FF:** 1, three times.



26
RB

KENNEDY WILLIAMS
5-8 • 160 • Jr.-2L
Las Vegas, Nev.
(Valley HS)

GAME-BY-GAME NOTES

WYO: Had one carry for 12 yards and one kick-off return for 24 yards. **SDSU:** Had one catch for five yards and returned two kickoffs for 56 yards. **BSU:** Did not record any stats. **FS:** Had one carry for three yards and one kickoff return for 17 yards. **CSU:** Had one carry for one yard. **UW:** Had one catch for nine yards. **UU:** Had one catch for 20 yards. **SUU:** Had one catch for five yards.

CAREER STATS - RUSHING

Year	G/GS	Rush	Yds	Avg	TD	Long
2013	10/0	21	68	3.2	0	20
2014	14/0	8	81	10.1	0	34
2015	8/0	3	16	5.3	0	12
TOTAL	32/0	32	165	5.2	0	34

CAREER HIGHS - Rushes: 6, twice; **Yards:** 43, vs. Idaho St. (9/6/14); **Long Rush:** 34, vs. Idaho St. (9/6/14).

CAREER STATS - RECEIVING

Year	Rec	Yds	Avg	TD	Long
2013	3	9	3.0	0	5
2014	4	34	8.5	0	32
2015	4	39	9.8	0	20
TOTAL	11	82	7.5	0	32

CAREER HIGHS - Catches: 1, 10 times; **Yards:** 32, at Wyoming (11/7/14); **Long Catch:** 32 at Wyoming (11/7/14).

CAREER STATS - KICKOFF RETURNS

Year	Ret	Yds	Avg	TD	Long
2013	1	44	44.0	0	44
2014	14	303	21.6	0	36
2015	4	97	24.2	0	39
TOTAL	19	444	23.4	0	44

CAREER HIGHS - Returns: 6, at Tennessee (8/31/14); **Yards:** 121, at Tennessee (8/31/14); **Long Return:** 44, vs. Weber St. (9/14/13).



27
FS

JONTRELL ROCQUEMORE
6-1 • 200 • Fr.-RS
McKinney, Texas
(McKinney HS)

GAME-BY-GAME NOTES

WYO: Had three tackles, one pass breakup and recovered a block punt in the end zone for a touchdown. **SDSU:** Had two tackles. **BSU:** Had two tackles. **FS:** Had four tackles, including a career-high 2.0 tackles for loss. **CSU:** Had three tackles and forced a fumble. **UW:** Had three tackles... Recovered his first career fumble and returned it 97 yards for his first career touchdown. **UU:** Had a career-high six tackles. **SUU:** Did not record any stats.

CAREER STATS - DEFENSE

Year	G/GS	UA-AT-TT	TFL	Sack	INT	PB	FF	FR
2015	8/0	16-7-23	2.0-4	0.0-0	0-0	1	1	1

CAREER HIGHS - Tackles: 6, at Utah (9/11/15); **TFL:** 2.0, at Fresno St. (10/10/15); **FF:** 1, vs. Colorado St. (10/13/15); **PBU:** 1, vs. Wyoming (10/30/15); **FR:** 1, at Washington (9/19/15); **TD:** 1, twice.






28
SS

AARON WADE
6-1 • 200 • Fr.-RS
Lithia, Fla.
(Newsome HS)

GAME-BY-GAME NOTES

WYO: Did not record any stats. **SDSU:** Did not record any stats. **BSU:** Did not record any stats. **FS:** Recorded the first two tackles of his career. **CSU:** Did not record any stats. **UW:** Did not record any stats. **UU:** Did not record any stats. **SUU:** Did not record any stats.

CAREER STATS - DEFENSE

Year	G/GS	UA-AT-TT	TFL	Sack	INT	PB	FF	FR
2015	8/0	2-0-2	0.0-0	0.0-0	0-0	0	0	0

CAREER HIGHS - Tackles: 2, at Fresno St. (10/10/15).



30
CB

PROMISE AMADI
5-9 • 185 • Sr.-TR
Ontario, Calif.
(Chino HS)
(Boise State)

GAME-BY-GAME NOTES

WYO: Did not play. **SDSU:** Did not play. **BSU:** Did not play. **FS:** Did not play. **CSU:** Recorded one tackle and forced a fumble on the same play. **UW:** Did not record any stats. **UU:** Did not record any stats. **SUU:** Did not play.

CAREER STATS - DEFENSE

Year	G/GS	UA-AT-TT	TFL	Sack	INT	PB	FF	FR
2015	3/0	1-0-1	0.0-0	0.0-0	0-0	0	1	0

CAREER HIGHS - Tackles: 1, vs. Colorado St. (10/13/15); **FF:** 1, vs. Colorado St. (10/13/15).



31
CB

JENTZ PAINTER
5-8 • 170 • Jr.-1L
Riverton, Utah
(Riverton HS)

GAME-BY-GAME NOTES

WYO: Had one tackle. **SDSU:** Did not record any stats. **BSU:** Had one tackle. **FS:** Intercepted his first career pass. **CSU:** Had a career-high four tackles and one pass breakup. **UW:** Did not record any stats. **UU:** Had one tackle. **SUU:** Had two tackles.

CAREER STATS - DEFENSE

Year	G/GS	UA-AT-TT	TFL	Sack	INT	PB	FF	FR
2014	14/0	3-2-5	1.0-10	1.0-10	0-0	0	0	0
2015	8/0	6-3-9	0.0-0	0.0-0	1-0	1	0	0
TOTAL	22/0	9-5-14	1.0-10	1.0-10	1-0	1	0	0

CAREER HIGHS - Tackles: 4, vs. Colorado St. (10/3/15); **Sacks:** 1.0, at Hawai'i (11/1/14); **INT:** 1, at Fresno St. (10/10/15); **PBU:** 1, vs. Colorado St. (10/3/15).



32
RB

DEVANTE MAYS
5-11 • 220 • Jr.-JC
Livingston, Texas
(Livingston HS)
(Blinn JC)

GAME-BY-GAME NOTES

WYO: Had a career-high 22 carries for a career-high 176 yards and two touchdowns (11, 2). **SDSU:** Had 15 carries for 88 yards and a 26-yard touchdown. **BSU:** Had 11 carries for 63 yards, including a career-long 48-yard run, and a 1-yard touchdown. **FS:** Had 92 yards rushing and a career-high three touchdowns (5, 41, 23) on nine carries... Also had a long rush of 41 yards. **CSU:** Had 60 yards rushing on 10 carries. **UW:** Had six carries for 22 yards. **UU:** Had six carries for 34 yards in his first career start. **SUU:** Had four carries for 51 yards, with a long rush of 39 yards, and added one reception for nine yards.

CAREER STATS - RUSHING

Year	G/GS	Rush	Yds	Avg	TD	Long
2015	8/3	83	586	7.1	7	48

CAREER HIGHS - Rushes: 22, vs. Wyoming (10/30/15); **Yards:** 176, vs. Wyoming (10/30/15); **Long Rush:** 48, vs. Boise St. (10/16/15); **TD:** 3, at Fresno St. (10/10/15).

CAREER STATS - RECEIVING

Year	Rec	Yds	Avg	TD	Long
2015	1	9	9.0	0	9

CAREER HIGHS - Catches: 1, vs. Southern Utah (9/3/15); **Yards:** 9, vs. Southern Utah (9/3/15); **Long Catch:** 9, vs. Southern Utah (9/3/15).



34
RB

JUSTEN HERVEY
5-9 • 195 • Fr.-RS
Beaumont, Texas
(Westbrook HS)

GAME-BY-GAME NOTES

WYO: Had three carries for 14 yards. **SDSU:** Had four carries for 18 yards. **BSU:** Did not record any stats. **FS:** Had a career-high six carries for a career-best 20 yards and his first career touchdown on a 5-yard run. **CSU:** Did not record any stats. **UW:** Did not play. **UU:** Did not play. **SUU:** Did not play.

CAREER STATS - RUSHING

Year	G/GS	Rush	Yds	Avg	TD	Long
2015	5/0	13	52	4.0	1	7

CAREER HIGHS - Rushes: 6, at Fresno St. (10/10/15); **Yards:** 20, at Fresno St. (10/10/15); **Long Rush:** 7, at San Diego St. (10/23/15); **TD:** 1, at Fresno St. (10/10/15).



36
K

JAKE THOMPSON
6-0 • 215 • Jr.-2L
Logan, Utah
(Logan HS)

GAME-BY-GAME NOTES

WYO: Kicked off 10 times, averaging 64.5 yards with seven touchbacks. **SDSU:** Kicked off three times, averaging 59.0 yards with one touchback. **BSU:** Had a career-high-tying 52-yard field goal and kicked off eight times, averaging 65.0 yards with seven touchbacks. **FS:** Kicked off nine times, averaging 63.6 yards with five touchbacks... Was also 0-of-1 on PATs. **CSU:** Had a 48-yard field goal and kicked off eight times, averaging 64.1 yards with five touchbacks. **UW:** Kicked off four times, averaging 60.8 yards with one touchback... Also had one tackle. **UU:** Kicked off three times, averaging 65.0 yards with two touchbacks. **SUU:** Kicked off three times, averaging 64.7 yards with two touchbacks.

CAREER STATS - KICKOFFS

Year	G	No	Yds	Avg	TB
2013	14	86	5465	63.5	42
2014	14	66	4032	61.1	26
2015	8	48	3059	63.7	30
TOTAL	36	200	12,556	62.8	98

CAREER STATS - KICKING

Year	FGM-A	Pct	1-19	20-29	30-39	40-49	50+
2013	1-3	.333	0-0	0-0	0-0	0-0	1-3
2014	0-4	.000	0-0	0-0	0-0	0-3	0-1
2015	2-2	1.000	0-0	0-0	0-0	1-1	1-1
TOTAL	3-9	.333	0-0	0-0	0-0	1-4	2-5

CAREER HIGHS - FG: 1, three times; **Long:** 52, twice.

CAREER STATS - PUNTS

Year	No	Yds	Avg	LG	I20
2014	1	35	35.0	35	0
2015	0	0	0.0	0	0
TOTAL	1	35	35.0	35	0

CAREER HIGHS - Punts: 1, vs. Air Force (10/11/14); **Avg:** 35.0, vs. Air Force (10/11/14); **Long:** 35, vs. Air Force (10/11/14).

CAREER STATS - SCORING

Year	G	PAT	FG	Total	Avg/G
2013	14	0	1	3	0.2
2014	4	0	0	0	0.0
2015	2	0	2	6	3.0
TOTAL	20	0	3	9	0.5

CAREER HIGHS - PTS: 3, three times.



37
S

DEVIN CENTERS
5-9 • 200 • Jr.-2L
Chandler, Ariz.
(Chandler HS)

GAME-BY-GAME NOTES

WYO: Did not record any stats. **SDSU:** Had six tackles. **BSU:** Had four tackles and one pass breakup. **FS:** Had three tackles and an interception... Also recovered a blocked punt. **CSU:** Had seven tackles and one pass breakup. **UW:** Had six tackles and one interception. **UU:** Had six tackles. **SUU:** Had four tackles.





2015 UTAH STATE FOOTBALL PLAYER PROFILES

CAREER STATS - DEFENSE

Year	G/GS	UA-AT-TT	TFL	Sack	INT	PB	FF	FR
2013	13/0	1-2-3	0.0-0	0.0-0	0-0	0	0	0
2014	13/6	38-36-74	6.5-27	3.0-20	1-34	10	0	3
2015	8/7	21-15-36	0.0-0	0.0-0	2--5	2	0	0
TOTAL	34/13	60-53-113	6.5-27	3.0-20	3-29	12	0	3

CAREER HIGHS - Tackles: 11, at Arkansas St. (9/20/14); **TFL:** 2.5, at Arkansas St. (9/20/14); **Sacks:** 1.0, three times; **INT:** 1, three times; **PBU:** 2, twice; **Blocks:** 1, twice; **QBH:** 1, twice; **TD:** 1, twice.



39

TORREY GREEN

6-2 • 235 • Sr.-2L
Riverside, Calif.
(Rubidoux HS)

LB

GAME-BY-GAME NOTES

WYO: Had six tackles, including a career-high-tying 1.0 sacks. **SDSU:** Had six tackles, including 1.5 tackles for loss and 1.0 sacks. **BSU:** Had two tackles, including 1.0 tackles for loss, an interception that he returned nine yards and a QB hurry. **FS:** Did not record any stats. **CSU:** Had three tackles. **UW:** Had a career-high seven tackles, including a career-best 3.0 tackles for loss... Also had a career-high-tying 1.0 sacks. **UU:** Had two tackles. **SUU:** Returned a blocked extra point for a two-point conversion.

CAREER STATS - DEFENSE

Year	G/GS	UA-AT-TT	TFL	Sack	INT	PB	FF	FR
2013	7/0	2-5-7	1.0-1	0.0-0	0-0	0	0	0
2014	12/7	20-15-35	8.0-27	3.0-19	1-0	0	1	1
2015	8/2	12-14-26	6.5-24	3.0-19	1-9	0	0	0
TOTAL	27/9	34-34-68	15.5-52	6.0-38	2-9	0	1	1

CAREER HIGHS - Tackles: 7, at Washington (9/19/15); **TFL:** 3.0, at Washington (9/19/15); **Sacks:** 1.0, five times; **INT:** 1, at BYU (10/3/14); **QBH:** 2, vs. Arkansas St. (9/20/14).



40

AUSTIN CHENEY

5-9 • 190 • Jr.-1L
Boise, Idaho
(Borah HS)
(Southern Virginia)

CB

GAME-BY-GAME NOTES

WYO: Did not play. **SDSU:** Did not play. **BSU:** Did not play. **FS:** Did not play. **CSU:** Did not play. **UW:** Did not play. **UU:** Did not play. **SUU:** Did not play.

CAREER STATS - DEFENSE

Year	G/GS	UA-AT-TT	TFL	Sack	INT	PB	FF	FR
2014	9/0	1-1-2	0.0-0	0.0-0	0-0	0	0	0
2015	0/0	0-0-0	0.0-0	0.0-0	0-0	0	0	0
TOTAL	9/0	1-1-2	0.0-0	0.0-0	0-0	0	0	0

CAREER HIGHS - Tackles: 2, vs. San José St. (11/21/14).



41

NICK VIGIL

6-2 • 235 • Jr.-2L
Plain City, Utah
(Fremont HS)

LB

WYO: Had 13 tackles, including 1.0 tackles for loss. **SDSU:** Had 10 tackles. **BSU:** Had 14 tackles, including 2.0 sacks and 2.5 tackles for loss, one fumble recovery, one forced fumble and two QB hurries. **FS:** Had nine tackles, including 1.0 sacks, and forced a fumble. **CSU:** Had nine tackles and a career-high two pass breakups. **UW:** Had nine tackles, including 1.0 tackles for loss. **UU:** Had 12 tackles, including 1.0 tackles for loss. **SUU:** Had 13 tackles, including 2.0 tackles for loss, to go along with one QB hurry.

CAREER STATS - DEFENSE

Year	G/GS	UA-AT-TT	TFL	Sack	INT	PB	FF	FR
2013	14/4	22-35-57	8.5-61	5.5-52	1-0	1	0	0
2014	13/13	60-63-123	16.5-68	7.0-50	1-19	2	5	0
2015	8/8	38-51-89	8.5-36	3.0-28	0-0	2	2	1
TOTAL	35/25	120-149-269	33.5-165	15.5-130	2-19	5	7	0

CAREER HIGHS - Tackles: 15, at Tennessee (8/31/14); **TFL:** 4.0, vs. Wyoming (11/30/13); **Sacks:** 3.5, vs. Wyoming (11/30/13); **PBU:** 2, vs. Colorado St. (10/3/15); **FF:** 1, seven times; **FR:** 1, vs. Boise St. (10/16/15); **QBH:** 3, vs. Wake Forest (9/13/14).

CAREER STATS - RUSHING

Year	Rush	Yds	Avg	TD	Long
2014	41	152	3.7	3	31
2015	0	0	0	0	0
TOTAL	41	152	3.7	3	31

CAREER HIGHS - Rushes: 16, at BYU (10/3/14); **Yards:** 57, at BYU (10/3/14); **TD:** 1, twice; **Long Rush:** 31, vs. UNLV (10/25/14).



42

La'BRADFORD HAROLD

5-11 • 225 • Sr.-3L
Crowley, Texas
(Crowley HS)

LB

GAME-BY-GAME NOTES

WYO: Had two tackles. **SDSU:** Did not play. **BSU:** Did not play. **FS:** Did not record any stats. **CSU:** Did not record any stats. **UW:** Did not record any stats. **UU:** Did not play. **SUU:** Did not record any stats.

CAREER STATS - DEFENSE

Year	G/GS	UA-AT-TT	TFL	Sack	INT	PB	FF	FR
2012	8/0	2-0-2	1.0-1	0.0-0	1-0	0	0	0
2013	7/0	0-5-5	0.0-0	0.0-0	0-0	1	0	0
2014	7/0	0-1-1	0.0-0	0.0-0	0-0	0	0	0
2015	4/0	1-1-2	0.0-0	0.0-0	0-0	0	0	0
TOTAL	26/0	3-7-10	1.0-1	0.0-0	1-0	1	0	0

CAREER HIGHS - Tackles: 5, vs. Weber St. (9/14/13); **TFL:** 1, vs. Southern Utah (8/30/12); **INT:** 1, vs. Southern Utah (8/30/12); **PBU:** 1, at Air Force (9/7/13).



44

LANDON HORNE

6-3 • 240 • Jr.-SQ
Kaysville, Utah
(Davis HS)
(Snow JC)

TE

GAME-BY-GAME NOTES

WYO: Returned his first career kickoff for two yards. **SDSU:** Did not record any stats. **BSU:** Did not record any stats. **FS:** Did not record any stats. **CSU:** Did not record any stats. **UW:** Did not record any stats. **UU:** Did not record any stats. **SUU:** Did not play.

CAREER STATS - RECEIVING

Year	G/GS	Rec	Yds	Avg	TD	Long
2014	1/1	0	0	0.0	0	0
2015	7/0	0	0	0.0	0	0
TOTAL	8/1	0	0	0.0	0	0



45

JAROM BALDOMERO

5-11 • 235 • Sr.-2L
Kailua, Hawaii
(Iolani HS)
(Foothill JC)

LB

GAME-BY-GAME NOTES

WYO: Had one tackle. **SDSU:** Had one tackle. **BSU:** Did not record any stats. **FS:** Had one tackle. **CSU:** Did not record any stats. **UW:** Did not record any stats. **UU:** Had one tackle. **SUU:** Did not record any stats.

CAREER STATS - DEFENSE

Year	G/GS	UA-AT-TT	TFL	Sack	INT	PB	FF	FR
2013	13/0	1-7-8	0.0-0	0.0-0	0-0	0	0	0
2014	14/0	6-7-13	1.5-7	0.0-0	0-0	0	0	0
2015	8/0	1-3-4	0.0-0	0.0-0	0-0	0	0	0
TOTAL	35/0	8-17-25	1.5-7	0.0-0	0-0	0	0	0

CAREER HIGHS - Tackles: 6, at Wyoming (11/7/14); **TFL:** 1.0, at Tennessee (8/31/14).



48

CHASE CHRISTIANSEN

6-1 • 230 • Fr.-RS
Stansbury, Utah
(Stansbury HS)

LB

GAME-BY-GAME NOTES

WYO: Did not play. **SDSU:** Did not play. **BSU:** Did not play. **FS:** Did not play. **CSU:** Did not play. **UW:** Did not record any stats. **UU:** Did not record any stats. **SUU:** Did not record any stats.

CAREER STATS - DEFENSE

Year	G/GS	UA-AT-TT	TFL	Sack	INT	PB	FF	FR
2015	3/0	0-0-0	0.0-0	0.0-0	0-0	0	0	0






49
LB

DEREK LARSEN
6-3 • 230 • Fr.-RS
Logan, Utah
(Logan HS)

GAME-BY-GAME NOTES

WYO: Did not record any stats. **SDSU:** Did not record any stats. **BSU:** Returned his first career kick-off nine yards. **FS:** Recorded the first tackle of his career. **CSU:** Did not play. **UU:** Did not play. **SUU:** Did not play.

CAREER STATS - DEFENSE

Year	G/GS	UA-AT-TT	TFL	Sack	INT	PB	FF	FR
2015	4/0	1-0-1	0.0-0	0.0-0	0-0	0	0	0

CAREER HIGHS - Tackles: 1, at Fresno St. (10/10/15).



51
NG

DAVID MOALA
6-2 • 300 • Sr.-1L
Gardena, Calif.
(Junipero Serra HS)
(Cettittos CC)

GAME-BY-GAME NOTES

WYO: Did not play. **SDSU:** Did not play. **BSU:** Had one tackle. **FS:** Had four tackles, including a career-high tying 2.0 tackles for loss. **CSU:** Had five tackles, including a career-high 2.0 tackles for loss and 1.0 sacks to match his career high... Also forced a fumble. **UU:** Had three tackles... Scored first career touchdown on a 1-yard run. **SUU:** Had a career-high eight tackles, including 1.0 tackles for loss. **SUU:** Had three tackles, which included a career-best 1.0 sacks, in his first career start... Also blocked his first career kick on an extra point that was returned for a two-point conversion.

CAREER STATS - DEFENSE


Year	G/GS	UA-AT-TT	TFL	Sack	INT	PB	FF	FR
2014	10/0	2-6-8	1.5-6	0.5-3	0-0	0	0	0
2015	6/6	11-13-24	6.0-16	2.0-7	0-0	0	1	0

TOTAL 16/6 13-19-32 7.5-22 2.5-10 0-0 0 1 0
CAREER HIGHS - Tackles: 8, at Utah (9/11/15); **QBH:** 2, vs. Wake Forest (9/13/14); **Sacks:** 1.0, twice; **TFL:** 2.0, vs. Colorado St. (10/3/15); **Blocks:** 1, vs. Southern Utah (9/3/15).

CAREER STATS - RUSHING

Year	Rush	Yds	Avg	TD	Long
2015	1	1	1.0	1	1

CAREER HIGHS - Rushes: 1, at Washington (9/19/15); **Yards:** 1, at Washington (9/19/15); **TD:** 1, at Washington (9/19/15).



52
DE

JOHN TAYLOR
6-2 • 275 • Sr.-1L
Colton, Calif.
(Colton HS)
(Riverside CC)

GAME-BY-GAME NOTES

WYO: Had one tackle. **SDSU:** Had one tackle. **BSU:** Had three tackles. **FS:** Had two tackles. **CSU:** Had two tackles. **UU:** Did not record any stats. **SUU:** Had a career-high four tackles. **SUU:** Did not record any stats.

CAREER STATS - DEFENSE

Year	G/GS	UA-AT-TT	TFL	Sack	INT	PB	FF	FR
2014	14/0	3-5-8	0.5-3	0.5-3	0-0	0	0	0
2015	8/2	6-7-13	0.0-0	0.0-0	0-0	0	0	0

TOTAL 22/2 9-12-21 0.5-3 0.5-3 0-0 0 0 0
CAREER HIGHS - Tackles: 4, at Utah (9/11/15); **TFL:** 0.5, vs. UTEP (12/20/14) **Sacks:** 0.5, vs. UTEP (12/20/14); **QBH:** 2, vs. Wake Forest (9/13/14).



54
OG

BEN WYSOCKI
6-5 • 295 • Sr.-TR
Seal Beach, Calif.
(Los Alamitos HS)
(UCLA)

GAME-BY-GAME NOTES

WYO: Graded out at 69 percent in 13 plays. **SDSU:** Played seven snaps at left guard. **BSU:** Graded out at 73 percent on 12 snaps and had one knockdown. **FS:** Graded out at 72 percent on 30 snaps and had two knockdowns. **CSU:** Played 10 snaps and had two knockdowns. **UU:** Played all 62 snaps at left guard and recorded one knockdown. **SUU:** Played all 73 snaps at left guard and recorded three knockdowns.



56
NG

GASETOTO SCHUSTER
6-0 • 280 • Fr.-RS
Long Beach, Calif.
(Long Beach Poly HS)


GAME-BY-GAME NOTES

WYO: Had one tackle. **SDSU:** Did not record any stats. **BSU:** Did not record any stats. **FS:** Did not record any stats. **CSU:** Had one tackle. **UU:** Had a career-high three tackles. **SUU:** Had one tackle. **SUU:** Did not record any stats.

CAREER STATS - DEFENSE

Year	G/GS	UA-AT-TT	TFL	Sack	INT	PB	FF	FR
2015	8/0	1-5-6	0.0-0	0.0-0	0-0	0	0	0

CAREER HIGHS - Tackles: 3, at Washington (9/19/15).



58
LS

SALANOA GALEA'I
6-1 • 240 • Sr.-1L
Eules, Texas
(Eules Trinity HS)
(Louisiana-Monroe)

GAME-BY-GAME NOTES

WYO: Did not record any stats. **SDSU:** Did not record any stats. **BSU:** Did not record any stats. **FS:** Did not record any stats. **CSU:** Did not record any stats. **UU:** Did not record any stats. **SUU:** Had a career-high-tying two tackles. **SUU:** Did not record any stats.

CAREER STATS - DEFENSE

Year	G/GS	UA-AT-TT	TFL	Sack	INT	PB	FF	FR
2014	13/0	2-0-2	0.0-0	0.0-0	0-0	0	0	0
2015	8/0	2-0-2	0.0-0	0.0-0	0-0	0	0	0

TOTAL 21/0 4-0-4 0.0-0 0.0-0 0-0 0 0 0
CAREER HIGHS - Tackles: 2, twice.




59
OC

AUSTIN STEPHENS
6-3 • 305 • Jr.-1L
West Des Moines, Iowa
(Valley HS)
(Iowa Western CC)

GAME-BY-GAME NOTES

WYO: Graded out at 86 percent on 54 snaps and had four knockdowns. **SDSU:** Graded out at 78 percent on 58 snaps and had two knockdowns. **BSU:** Graded out at a season-high 84 percent on 68 snaps and had four knockdowns. **FS:** Graded out at 70 percent on 54 snaps and had three knockdowns. **CSU:** Graded out at 72 percent on 71 snaps and had four knockdowns. **UU:** Graded out at 72 percent on 62 snaps and had a team-high two knockdowns. **SUU:** Graded out at 80 percent on 68 snaps and had a team-high six knockdowns. **SUU:** Played 72 snaps at center and recorded five knockdowns.



63
PK

BROCK WARREN
6-2 • 180 • Jr.-SQ
Hyde Park, Utah
(Sky View HS)

GAME-BY-GAME NOTES

WYO: Made a 22-yard field goal and was 7-of-8 on PATs. **SDSU:** Was 2-of-2 on PATs. **BSU:** Was 7-of-7 on PATs. **FS:** Was 6-of-7 on PATs. **CSU:** Made all three field goal attempts from 23, 40 and 34 yards, respectively, and was 3-of-3 on PATs. **UU:** Made a 22-yard field goal and was 2-of-2 on PATs. **SUU:** Was 2-of-2 on PATs. **SUU:** Made his first career field goal from 30 yards... Was also 1-of-1 on PATs.

CAREER STATS - KICKING

Year	FGM-A	Pct	1-19	20-29	30-39	40-49	50+
2012	0-1	.000	0-0	0-0	0-0	0-1	0-0
2015	6-6	1.000	0-0	3-3	2-2	0-0	0-0

TOTAL 6-7 .833 0-0 3-3 2-2 0-1 0-0

CAREER STATS - KICKOFFS

Year	G	No	Yds	Avg	TB
2012	2	6	385	64.2	1
2015	8	0	0	0.0	0

TOTAL 9 6 385 64.2 1

CAREER STATS - SCORING

Year	G	PAT	FG	Total	Avg/G
2012	2	5	0	5	2.5
2015	8	30	6	48	6.0


TOTAL 10 35 6 53 4.8

CAREER HIGHS - Pts: 12, vs. Colorado St. (10/3/15).





2015 UTAH STATE FOOTBALL PLAYER PROFILES




64
OL

JAROM IOANE
6-6 • 330 • So.-SQ
Bountiful, Utah
(Bountiful HS)

GAME-BY-GAME NOTES

WYO: Graded out at 75 percent on eight snaps and had two knockdowns. **SDSU:** Played on special teams. **BSU:** Played on special teams. **FS:** Played 16 snaps on the offensive line. **CSU:** Played on special teams. **UW:** Played on special teams. **UU:** Played on special teams. **SUU:** Saw his first career action on the offensive line as he played one snap at center.




65
OL

AUSTIN ALBRECHT
6-5 • 295 • Jr.-1L
Sandy, Utah
(Alta HS)

GAME-BY-GAME NOTES

WYO: Graded out at 79 percent on 54 snaps and had four knockdowns. **SDSU:** Graded out at 82 percent on 58 snaps and had six knockdowns. **BSU:** Graded out at a season-high 84 percent on 68 snaps and had four knockdowns. **FS:** Graded out at 76 percent on 62 snaps and had four knockdowns. **CSU:** Graded out at 77 percent on 71 snaps and had a team-high six knockdowns. **UW:** Played all 62 snaps at left tackle and recorded one knockdown. **UU:** Graded out at 78 percent on 68 snaps and had five knockdowns. **SUU:** Played all 73 snaps at left tackle and recorded four knockdowns.




66
OL

KJ ULUAVE
6-5 • 280 • Fr.-RS
Laie, Hawaii
(Kahuku HS)

GAME-BY-GAME NOTES

WYO: Played eight snaps at guard and had one knockdown. **SDSU:** Did not play. **BSU:** Did not play. **FS:** Played 16 snaps on the offensive line. **CSU:** Did not play. **UW:** Did not play. **UU:** Did not play. **SUU:** Did not play.



70
NG

TRAVIS SEEFELDT
6-2 • 305 • Sr.-3L
Sun City, Ariz.
(Liberty HS)


GAME-BY-GAME NOTES

WYO: Did not play. **SDSU:** Did not play. **BSU:** Did not play. **FS:** Did not play. **CSU:** Did not play. **UW:** Did not play. **UU:** Did not play. **SUU:** Did not play.

CAREER STATS - DEFENSE

Year	G/GS	UA-AT-TT	TFL	Sack	INT	PB	FF	FR
2012	13/0	2-8-10	0.0-0	0.0-0	0-0	0	0	1
2013	12/0	3-6-9	3.5-12	2.0-11	0-0	0	0	0
2014	14/2	13-22-35	6.0-21	2.0-10	0-0	2	0	2
2015	0/0	0-0-0	0.0-0	0.0-0	0-0	0	0	0
TOTAL	39/2	18-36-54	9.5-33	4.0-21	0-0	2	0	3

CAREER HIGHS - Tackles: 6, at Wyoming (11/7/14); **Sacks:** 1.0, four times; **TFL:** 1.0, six times; **QBH:** 1, twice; **PBU:** 1, twice; **FR:** 1, twice; **Block:** 1, twice.




72
OT

TYSHON MOSLEY
6-5 • 305 • So.-1L
Sandy, Utah
(Jordan HS)

GAME-BY-GAME NOTES

WYO: Graded out at 79 percent on 54 snaps and had two knockdowns. **SDSU:** Played all 58 snaps and had four knockdowns. **BSU:** Graded out at a season-high 80 percent on 68 snaps and had three knockdowns. **FS:** Graded out at 70 percent on 54 snaps and had three knockdowns. **CSU:** Graded out at 72 percent on 70 snaps. Had three knockdowns. **UW:** Did not play. **UU:** Did not play. **SUU:** Did not play.



74
OL

JUDE HOCKEL
6-5 • 285 • Jr.-JC
Walnut Creek, Calif.
(Northgate HS)
(Diablo Valley JC)

GAME-BY-GAME NOTES

WYO: Played eight snaps at offensive tackle. **SDSU:** Did not play. **BSU:** Did not play. **FS:** Did not play. **CSU:** Did not play. **UW:** Did not play. **UU:** Did not play. **SUU:** Did not play.




75
OG

TAANI FILISAU
6-2 • 300 • Sr.-3L
Glendale, Utah
(Cottonwood HS)

GAME-BY-GAME NOTES

WYO: Graded out at 86 percent on 54 snaps and had three knockdowns. **SDSU:** Played all 58 snaps and had five knockdowns. **BSU:** Graded out at 71 percent on 68 snaps and had a team-high five knockdowns. **FS:** Graded out at 74 percent on 54 snaps and had five knockdowns. **CSU:** Graded out at 74 percent on 62 snaps and had three knockdowns. **UW:** Played all 62 snaps at right guard and recorded one knockdown. **UU:** Graded out at 81 percent on 68 snaps and had four knockdowns. **SUU:** Played all 73 snaps at right guard and recorded a team-high six knockdowns.



76
OT

JAKE SIMONICH
6-5 • 300 • Jr.-2L
Danville, Calif.
(San Roman Valley HS)

GAME-BY-GAME NOTES

WYO: Graded out at 82 percent on 54 snaps and had three knockdowns. **SDSU:** Graded out at 80 percent in 58 snaps and had a team-high seven knockdowns... Also recorded one tackle. **BSU:** Graded out at a season-high 84 percent on 68 snaps and had four knockdowns. **FS:** Graded out at 74 percent on 51 snaps and had five knockdowns. **CSU:** Graded out at 76 percent on 71 snaps and had three knockdowns. **UW:** Played all 62 snaps at right tackle and recorded a team-high two knockdowns. **UU:** Graded out at 81 percent on 68 snaps and had two knockdowns. **SUU:** Played all 73 snaps at right tackle and recorded two knockdowns.



78
OL

CODY BOYER
6-6 • 275 • Fr.-RS
St. George, Utah
(Pineview HS)

GAME-BY-GAME NOTES

WYO: Played eight snaps at offensive tackle. **SDSU:** Played on special teams. **BSU:** Did not play. **FS:** Played 16 snaps on the offensive line. **CSU:** Did not play. **UW:** Did not play. **UU:** Did not play. **SUU:** Did not play.



80
WR

TYLER FOX
5-11 • 175 • Fr.-RS
Layton, Utah
(Layton HS)

GAME-BY-GAME NOTES

WYO: Did not record any stats. **SDSU:** Did not record any stats. **BSU:** Did not record any stats. **FS:** Had one catch for a career-long 21 yards. **CSU:** Did not record any stats. **UW:** Did not record any stats. **UU:** Had two catches for 26 yards, including a long of 15 yards. **SUU:** Had one catch for three yards.

CAREER STATS - RECEIVING

Year	G/GS	Rec	Yds	Avg	TD	Long
2015	8/0	4	50	12.5	0	21

CAREER HIGHS - Catches: 2, at Utah (9/11/15); **Yards:** 26, at Utah (9/11/15); **Long Catch:** 21, at Fresno St. (10/10/15).



81
WR

ZACH VAN LEEUWEN
6-0 • 185 • Fr.-RS
Provo, Utah
(Timpview HS)

GAME-BY-GAME NOTES


WYO: Had one catch for a career-long 16 yards. **SDSU:** Did not record any stats. **BSU:** Did not record any stats. **FS:** Did not record any stats. **CSU:** Did not record any stats. **UW:** Had one catch for 14 yards. **UU:** Had four catches for 31 yards and his first career touchdown catch from 15 yards. **SUU:** Did not record any stats in his first career start.

CAREER STATS - RECEIVING

Year	G/GS	Rec	Yds	Avg	TD	Long
2015	7/3	6	61	10.2	1	16

CAREER HIGHS - Catches: 4, at Utah (9/11/15); **Yards:** 31, at Utah (9/11/15); **Long Catch:** 16, vs. Wyoming (10/30/15); **TD:** 1, at Utah (9/11/15).



82
WR

ANDREW RODRIGUEZ
5-10 • 185 • Jr.-RS
Allen, Texas
(Allen HS)
(Houston)

GAME-BY-GAME NOTES

WYO: Had one catch for a career-long 25 yards and returned two punts for 17 yards. **SDSU:** Had one catch for three yards and returned one punt for four yards. **BSU:** Had two catches for 15 yards and returned one punt for eight yards. **FS:** Had one catch for 14 yards and returned one punt for six yards. **CSU:** Had two catches for 10 yards. **UW:** Had a career-high four catches for a career-best 22 yards. **UU:** Had one catch for five yards. **SUU:** Named the Mountain West Special Teams Player of the Week as he returned a MW-and school-record eight punts for 136 yards, including his first-career touchdown on an 88-yard return... Also had two receptions for 20 yards.

CAREER STATS - RECEIVING

Year	G/GS	Rec	Yds	Avg	TD	Long
2015	8/6	14	114	8.1	0	25

CAREER HIGHS - Catches: 4, at Washington (9/19/15); **Yards:** 25, vs. Wyoming (10/30/15); **Long Catch:** 25, vs. Wyoming (10/30/15).

CAREER STATS - PUNT RETURNS

Year	Ret	Yds	Avg	TD	Long
2015	11	154	14.0	1	88

CAREER HIGHS - Returns: 8, vs. Southern Utah (9/3/15); **Yards:** 136 vs. Southern Utah (9/3/15); **Long Return:** 88, vs. Southern Utah (9/3/15); **TD:** 1, vs. Southern Utah (9/3/15).



83
TE

WYATT HOUSTON
6-5 • 255 • Jr.-2L
Tualatin, Ore.
(Horizon Christian HS)


GAME-BY-GAME NOTES

WYO: Had a career-high-tying four catches for a career-high 66 yards and a career-high two touchdowns (8, 25). **SDSU:** Did not record any stats. **BSU:** Had two catches for 11 yards and a 2-yard touchdown. **FS:** Had two catches for 39 yards. **CSU:** Did not record any stats. **UW:** Did not record any stats. **UU:** Had three catches for 26 yards, to go along with one tackle. **SUU:** Had two catches for 19 yards.

CAREER STATS - RECEIVING

Year	G/GS	Rec	Yds	Avg	TD	Long
2013	7/3	7	118	16.9	2	44
2014	13/7	19	178	9.4	2	30
2015	8/7	13	161	12.4	3	34
TOTAL	28/17	39	457	11.7	7	44

CAREER HIGHS - Catches: 4, three times; **Yards:** 66, vs. Wyoming (10/30/15); **Long Catch:** 44, vs. Hawai'i (11/2/13); **TD:** 2, vs. Wyoming (10/30/15).



85
TE

CHRIS COPIER
6-6 • 250 • Jr.-JC
South Jordan, Utah
(Bingham HS)
(Snow College)

GAME-BY-GAME NOTES

WYO: Made his first career start and caught one pass for 35 yards. **SDSU:** Did not record any stats. **BSU:** Did not record any stats. **FS:** Did not record any stats. **CSU:** Did not record any stats. **UW:** Did not play. **UU:** Did not play. **SUU:** Did not play.

CAREER STATS - RECEIVING

Year	G/GS	Rec	Yds	Avg	TD	Long
2015	5/1	1	35	35.0	0	35

CAREER HIGHS - Catches: 1, vs. Wyoming (10/30/15); **Yards:** 35, vs. Wyoming (10/30/15); **Long Catch:** 35, vs. Wyoming (10/30/15).



87
TE

DAX RAYMOND
6-5 • 235 • Fr.-HS
Provo, Utah
(Timpview HS)

GAME-BY-GAME NOTES

WYO: Did not play. **SDSU:** Did not play. **BSU:** Did not play. **FS:** Did not play. **CSU:** Had one catch for a career-long 22 yards. **UW:** Had one catch for 19 yards. **UU:** Had one catch for nine yards. **SUU:** Did not record any stats.

CAREER STATS - RECEIVING

Year	G/GS	Rec	Yds	Avg	TD	Long
2015	4/0	3	50	16.7	0	22

CAREER HIGHS - Catches: 1, three times; **Yards:** 22, vs. Colorado St. (10/3/15); **Long Catch:** 22, vs. Colorado St. (10/3/15).



88
WR

BRAELON ROBERTS
6-3 • 200 • So.-1L
Dallas, Texas
(Bishop Dunne HS)


GAME-BY-GAME NOTES

WYO: Had three catches for a career-high 27 yards. **SDSU:** Had one catch for a career-long 11 yards. **BSU:** Did not record any stats. **FS:** Did not record any stats. **CSU:** Did not play. **UW:** Did not play. **UU:** Had one catch for a career-long nine yards. **SUU:** Had a career-high four catches for a career-best 25 yards.

CAREER STATS - RECEIVING

Year	G/GS	Rec	Yds	Avg	TD	Long
2015	6/1	9	72	8.0	0	11

CAREER HIGHS - Catches: 4, vs. Southern Utah (9/3/15); **Yards:** 27 vs. Wyoming (10/30/15); **Long Catch:** 11, twice.



89
P

AARON DALTON
6-4 • 220 • Fr.-RS
Bountiful, Utah
(Viewmont HS)

GAME-BY-GAME NOTES

WYO: Punted one time for 38 yards. **SDSU:** Punted six times for 260 yards with a long of 56 yards... Averaged 43.3 yards per punt... Had a career-high-tying three punts downed inside the 20-yard line. **BSU:** Punted seven times for 282 yards with a long of 51 yards... Averaged 40.3 yards per punt... Had two punts downed inside the 20-yard line. **FS:** Punted six times for 252 yards with a long of 49 yards... Averaged 42.0 yards per punt... Had two punts downed inside the 20-yard line. **CSU:** Punted four times for 180 yards with a career-long 58-yarder... Averaged 45.0 yards per punt... Had one punt downed inside the 20-yard line... **UW:** Punted four times for 139 yards with a long of 42 yards... Averaged 34.8 yards per punt... Had one punt downed inside the 20-yard line. **UU:** Punted five times for 208 yards with a long of 49 yards... Averaged 41.6 yards per punt... Had one punt downed inside the 20-yard line... Also recorded one tackle. **SUU:** Punted 13 times for 463 yards with a long of 48 yards... Averaged 35.6 yards per punt... Had three punts downed inside the 20-yard line.

CAREER STATS - PUNTING

Year	G	No	Yds	Avg	TB	Long	I20
2015	8	46	1822	39.6	2	58	13

CAREER HIGHS - Punts: 13, vs. Southern Utah (9/3/15); **Avg:** 45.0, vs. Colorado St. (10/3/15); **Long:** 58, vs. Colorado St. (10/3/15); **I20:** 3, twice.



91
DE

SIUA TAUFA
6-1 • 280 • Jr.-1L
Concord, Calif.
(Ygnacio Valley HS)
(Diablo Valley CC)

GAME-BY-GAME NOTES


WYO: Tied his career high with three tackles. **SDSU:** Had three tackles. **BSU:** Had two tackles, including 0.5 tackles for loss. **FS:** Did not record any stats. **CSU:** Had two tackles. **UW:** Did not record any stats. **UU:** Had one tackle. **SUU:** Had one tackle.

CAREER STATS - DEFENSE

Year	G/GS	UA-AT-TT	TFL	Sack	INT	PB	FF	FR
2014	13/1	7-7-14	2.5-12	1.0-8	0-0	0	0	0
2015	8/1	1-11-12	0.5-1	0.0-0	0-0	0	0	0
TOTAL	21/2	8-15-23	3.0-13	1.0-8	0-0	0	0	0

CAREER HIGHS - Tackles: 3, three times; **QBH:** 1, at Tennessee (9/14/13); **TFL:** 1.0, twice; **Sacks:** 1.0, at Colorado St. (10/18/14).



94
DE

ERIC BERTSON
6-4 • 270 • Jr.-SQ
Smithfield, Utah
(Sky View HS)


GAME-BY-GAME NOTES

WYO: Did not play. **SDSU:** Did not play. **BSU:** Did not play. **FS:** Did not play. **CSU:** Did not play. **UW:** Did not play. **UU:** Did not play. **SUU:** Did not play.

CAREER STATS - DEFENSE

Year	G/GS	UA-AT-TT	TFL	Sack	INT	PB	FF	FR
2013	1/0	0-2-2	0.0-0	0.0-0	0-0	0	0	0
2014	0/0	0-0-0	0.0-0	0.0-0	0-0	0	0	0
2015	0/0	0-0-0	0.0-0	0.0-0	0-0	0	0	0
TOTAL	1/0	0-2-2	0.0-0	0.0-0	0-0	0	0	0

CAREER HIGHS - Tackles: 2, vs. Weber St. (9/14/13).



98
DE

EDMUND FAIMALO
6-2 • 280 • Jr.-RS
Riverside, Calif.
(East Valley HS)
(Riverside CC)


GAME-BY-GAME NOTES

WYO: Had one tackle and his first career QBH. **SDSU:** Had two tackles. **BSU:** Did not record any stats. **FS:** Had one tackle. **CSU:** Did not record any stats. **UW:** Did not record any stats. **UU:** Had a season-high three tackles. **SUU:** Had two tackles.

CAREER STATS - DEFENSE

Year	G/GS	UA-AT-TT	TFL	Sack	INT	PB	FF	FR
2015	8/0	5-4-9	0.0-0	0.0-0	0-0	0	0	0

CAREER HIGHS - Tackles: 3, at Utah (9/11/15); **QBH:** 1, vs. Wyoming (10/30/15).



95
DE

RICKY ALI'IFUA
6-2 • 285 • Jr.-2L
San Leandro, Calif.
(San Leandro HS)


GAME-BY-GAME NOTES

WYO: Did not play. **SDSU:** Had one tackle. **BSU:** Had three tackles, including 1.0 sacks, and a forced fumble. **FS:** Did not record any stats. **CSU:** Had 1.0 sacks. **UW:** Did not record any stats. **UU:** Had a career-high tying six tackles. **SUU:** Had three tackles and tied his career-high with 2.0 tackles for loss and 1.0 sacks, in his first career start.

CAREER STATS - DEFENSE

Year	G/GS	UA-AT-TT	TFL	Sack	INT	PB	FF	FR
2013	13/0	7-17-24	4.0-13	1.5-8	0-0	1	0	0
2014	14/0	5-17-22	2.0-4	0.0-0	0-0	1	0	0
2015	7/7	6-7-13	4.0-31	3.0-26	0-0	0	1	0
TOTAL	34/7	18-41-59	10.0-48	4.5-34	0-0	2	0	0

CAREER HIGHS - Tackles: 6, twice; **Sacks:** 1.0, four times; **TFL:** 2.0, vs. Southern Utah (9/3/15); **PBU:** 1, twice. **QBH:** 1, vs. New Mexico (11/15/14); **FF:** 1, vs. Boise St. (10/16/15).



97
DE

JORDAN NIELSEN
6-5 • 275 • Sr.-3L
Smithfield, Utah
(Sky View HS)

GAME-BY-GAME NOTES

WYO: Had five tackles, including 0.5 tackles for loss. **SDSU:** Had a career-high nine tackles. **BSU:** Had six tackles, including 1.0 sacks and 1.5 tackles for loss, and a fumble recovery. **FS:** Had four tackles, including 1.0 sacks. **CSU:** Recovered a fumble. **UW:** Had two tackles. **UU:** Had five tackles. **SUU:** Had four tackles, including 0.5 tackles for loss, to go along with one pass breakup.

CAREER STATS - DEFENSE

Year	G/GS	UA-AT-TT	TFL	Sack	INT	PB	FF	FR
2012	13/0	13-22-35	6.5-35	5.0-33	0-0	1	0	0
2013	14/1	9-26-35	3.5-14	1.5-10	0-0	0	0	1
2014	14/14	18-35-53	7.0-25	2.5-13	0-0	2	0	1
2015	8/8	13-22-35	3.5-12	2.0-9	0-0	1	0	2
TOTAL	49/23	53-105-158	20.5-86	11.0-65	0-0	4	0	4

CAREER HIGHS - Tackles: 9, at San Diego St. (10/23/15); **Sacks:** 2.0, twice; **TFL:** 2.0, twice; **Blocks:** 1, twice; **QBH:** 2, vs. Idaho St. (9/6/14); **PBU:** three times; **FR:** 1, four times.





MATT WELLS

HEAD COACH
UTAH STATE, 1996

2013 Mountain West Coach of the Year

Third Season as Utah State Head Coach (24-12 Overall, 17-4 Mountain West)
Fifth Season Overall at Utah State

• Matt Wells has wasted little time putting his stamp on the Aggie football program in his first three seasons as head coach, as USU is 24-12 including a 17-4 Mountain West record. Those 24 wins are a school-record by a USU coach in his first 36 games. USU has also played in fourth-straight bowl games and won three-straight bowls, including two in a row under Wells.

• Wells led Utah State to 10 wins in 2014 to rank as the second-most in school history behind the 2012 team that finished with an 11-2 record.

• During the 2014 season, Wells mentored 15 players who earned 16 all-Mountain West honors, which were the most in the league and tied for the third-most in school history.

• Wells led Utah State to the inaugural Mountain West Championship game after winning the Mountain Division of the conference with a 7-1 record in 2013. He also led USU to just its third-ever bowl victory as it posted a 21-14 win against No. 24 Northern Illinois in the 2013 San Diego County Credit Union Poinsettia Bowl.

• Wells was named the 2013 Mountain West Coach of the Year as he set the school record for wins by a first-year head coach as the Aggies finished the 2013 season with a 9-5 record.

• During his first year as Utah State's head coach, Wells mentored 14 Aggies who earned various all-Mountain West honors, including three All-Americans as Tyler Larsen was named a second-team All-American by *USA Today Sports*, Nevin Lawson was named a third-team All-American by *College Sports Madness*, and Kyler Fackrell was named an honorable mention Sophomore All-American by *College Football News*.

• Wells coached a school-record four players who were invited and participated in the 2014 NFL Combine in Larsen, Lawson, Maurice Alexander and D.J. Tialavea, while a total of 11 players from the 2013 roster were invited to NFL camps, including Alexander (St. Louis Rams) and Lawson (Detroit Lions), who were both selected in the fourth round of the 2014 NFL Draft.

• Overall, Wells is the second USU coach and fifth in school history to garner conference coach of the year honors along with Bruce Snyder (1978), Chuck Shelton (1991), John L. Smith (1997) and Gary Andersen (2012). Wells is also the fourth individual to earn MW Coach of the Year honors in his first season along with BYU's Gary Crowton (2001), Utah's Urban Meyer (2003) and Air Force's Troy Calhoun (2007).

• Wells, who is the 17th-youngest head coach at the Football Bowl Subdivision (FBS) level and one of just 14 coaches to lead his alma mater, is just the second Utah State graduate to be appointed its head football coach joining Chris Pella, who graduated from USU in 1965 and coached the Aggies from 1983-85.

• Prior to being named the head coach at his alma mater, Wells spent the previous two seasons as an assistant at Utah State, including serving as the team's offensive coordinator and quarterbacks coach in 2012. In 2011, Wells coached USU's quarterbacks and was the team's recruiting coordinator.

• During his four years at Utah State, Wells has been part of a USU program that has played in four straight bowl games for the first time in school history, and won three-straight bowl games for the first time ever, while posting a 37-17 record.

• As offensive coordinator in 2012, Utah State concluded its most successful season in school history with a school-best 11-2 record. USU also won its first outright conference championship since 1936.

WELLS' YEAR-BY-YEAR COACHING RECORD AT UTAH STATE

Year	Overall	Conference	Bowl Game
2013	9-5	7-1 (1st MD)	W, 21-14 vs. No. Illinois
2014	10-4	6-2 (2nd MD)	W, 21-6 vs. UTEP
2015	5-3	4-1	---
Totals	24-12	17-4	2 Bowl Game Wins

MATT WELLS' FILE

Hired December 20, 2012

- **Years Coached:** 3rd Season
- **Alma Mater:** Utah State, 1996
Business Marketing (Cum Laude)
- **Record at Utah State:** 24-12 (3rd season)
- **Mountain West Record:** 17-4 (3rd Season)
- **Bowl Record:** 2-0
- **Family:** Wife, Jen;
daughters, Jadyne (11), Ella (8); son, Wyatt (6)
- **Playing Experience:** QB, Utah State (1993-96)
- **Coaching Experience:** Quarterbacks / Fullbacks / Wide Receivers / J.V. Head Coach, Navy (1997-2001); Tight Ends / Recruiting Coordinator, Tulsa (2002-06); Wide Receivers / Recruiting Coordinator, New Mexico (2007-08); Quarterbacks / Passing Game Coordinator, Louisville (2009); Wide Receivers, New Mexico (2010); Quarterbacks / Recruiting Coordinator, Utah State (2011); Offensive Coordinator / Quarterbacks, Utah State (2012); Head Coach, Utah State (2013-present)
- **Bowl Games (8): Utah State:** Gildan New Mexico, 2014; Poinsettia, 2013; Famous Idaho Potato, 2012; Famous Idaho Potato, 2011; **New Mexico:** New Mexico, 2007; **Tulsa:** Armed Forces, 2006; Liberty, 2005; Humanitarian, 2003
- **Conference Championships (2): Utah State - WAC:** 2012; **Tulsa - Conference USA:** 2005





GAME EIGHT RECAP



October 30, 2015

MERLIN OLSEN FIELD AT MAVERIK STADIUM

SCORING SUMMARY

	1	2	3	4	FINAL
Wyoming	7	7	7	6	27
Utah State	14	16	7	21	58

First Quarter

USU - Houston 8 pass from Myers (Warren kick, 12:45)
WYO - Maulhardt 9 pass from Smith (Bailey kick, 7:02)
USU - Mays 11 run (Warren kick, 1:08)

Second Quarter

USU - Mays 2 run (Warren kick, 9:04)
WYO - Hill 47 run (Bailey kick, 6:54)
USU - Warren 22 yd field goal (1:39)
USU - Rocquemore 14 blocked punt return (Warren kick blocked, 00:34)

Third Quarter

USU - Myers 5 run (Warren kick, 10:09)
WYO - Smith 3 run (Bailey kick, 1:25)

Fourth Quarter

USU - Swindall 19 pass from Myers (Warren kick, 12:34)
USU - Houston 25 pass from Myers (Warren kick, 9:52)
USU - Colston-Green 34 pass from Hobbs (Warren kick, 6:34)
WYO - Maulhardt 8 pass from Smith (Bailey kick failed, 00:16)
Attendance: 20,964

TEAM STATISTICS

	UW	USU
First Downs	22	34
Rushing	270	296
Passing	83	296
Total Offense	353	592
Fumbles: Number-Lost	0-0	1-1
Penalties: Number-Yards	4-33	3-25
Punts-Yards/Avg.	6-186/31.0	1-38/38.0
Punt returns: No-Yds-TD/Avg.	0-0-0/0.0	3-49-0/16.3
Kickoff Returns: No-Yds-TD/Avg.	3-73-0/24.3	3-43-0/14.3
Interceptions: No-Yds-TD	0-0-0	0-0-0
Fumble Returns: No-Yds-TD	0-0-0	0-0-0
Possession Time	33:05	26:55
Third-Down Conversions	4-of-13	3-of-6

INDIVIDUAL RUSHING

WYO: Hill 26-201 TD; Smith 19-53 TD; Overstreet 3-13; Tapscott 1-3
USU: Mays 22-176 2TD; Myers 11-48 TD; Lindsey 3-39; Hervey 3-14; Williams 1-12; Hunt 2-5; Hobbs 1-2

INDIVIDUAL PASSING (A-C-I, Yds, TD)

WYO: Smith 18-10-0, 83, 2
USU: Myers 17-14-0, 246, 3; Hobbs 2-2-0, 50, 1

INDIVIDUAL RECEIVING

WYO: Maulhardt 4-30 2TD; Price 2-16; Murphy 1-17; Parker 1-16
USU: Houston 4-66 2TD; Swindall 3-50 TD; Roberts 3-27; Colston-Green 2-54 TD; Copler 1-35; Rodriguez 1-25; Sharp 1-23; Van Leeuwen 1-16

USU Punt Returns: Rodriguez 2-17; Carmen 1-18
USU KO Returns: Williams 1-24; Davis 1-17; Horne 1-2
USU Interception Returns: None
USU Tackle Leaders: Vigil 13; Evans 7; Green 6; Fillaga 6, Fackrell 6

UTAH STATE STARTERS

OFFENSE	DEFENSE
LT Albrecht	DE Nielsen
LG Mosley	NG Taylor
C Stephens	DE Taufa
RG Fislau	LB Fackrell
RT Simonich	LB Fillaga
TE Houston	LB Vigil
TE Copier	LB Green
WR Roberts	CB Davis
WR Sharp	CB Hines
RB Mays	SS Evans
QB Myers	FS Floyd



Sophomore QB Kent Myers (2) was 14-of-17 passing for 246 yards to go along with a career-high tying three touchdown passes in Utah State's 58-27 home win against Wyoming. Myers also rushed for 48 yards on 11 carries against the Cowboys, including a 5-yard touchdown run.

LOGAN, Utah - Junior RB Devante Mays rushed for a career-high 176 yards and two touchdowns on 22 carries as Utah State bounced back from its first Mountain West loss of the season with a 58-27 victory against Wyoming on Oct. 30, 2015 on Merlin Olsen Field at Maverik Stadium.

Sophomore QB Kent Myers completed his first 10 passes of the game and finished 14-of-17 for 246 yards and a career-high-tying three touchdowns for Utah State (5-3, 4-1 MW), which defeated Wyoming (1-8, 1-4) for the fourth straight time.

Sophomore RB Brian Hill finished with 201 yards rushing and one touchdown on 26 carries for the Cowboys, who lost for the second time in a row.

The Aggies, who were held to just 239 yards in a 48-14 loss at San Diego State last weekend, finished with 592 yards (296 rushing and 296 passing) of total offense against Wyoming, its most since gaining 646 yards against Louisiana Tech in 2012 and the 14th-most in school history.

Wyatt Houston had his best game as an Aggie. The junior TE caught a career-high-tying four passes for a career-best 66 yards and a career-high two touchdowns, the final a 25-yarder with 9:52 left in the game that gave Utah State a 51-21 lead.

Junior LB Nick Vigil led the Aggies' defensive effort as he recorded 13 tackles, including 1.0 tackles for loss. Senior SS Marwin Evans added seven tackles, to go along with a career-high two pass breakups.

The Aggies scored points every time they touched the ball in the first half as Mays scored on runs of 11 and 2 yards, respectively, while Houston caught an 8-yard touchdown pass from Myers. In addition, junior PK Brock Warren booted a 22-yard field goal.

Of Utah State's 11 offensive possessions on the night, seven ended with a touchdown and one ended with a field goal. The Aggies only punted once on the night.

Utah State capped the first-half scoring when junior LB Brock Carmen blocked a punt, which redshirt freshman FS Jontrell Rocquemore recovered in the end zone to give the hosts a 30-14 lead at the break. It was Rocquemore's second touchdown of the season as he also returned a fumble 97 yards for a score at Washington on Sept. 19.

Wyoming's two touchdowns during the first 30 minutes of action came courtesy of a 9-yard pass from redshirt freshman QB Nick Smith to junior WR Jake Maulhardt and a 47-yard run by Hill that pulled the Cowboys within 21-14 with 6:54 left in the second quarter.

Maulhardt finished with four catches for 30 yards and two touchdowns. Smith was 10-of-18 for 83 yards and the two touchdowns.

Utah State also scored on its first possession of the second half when Myers scored on a 5-yard touchdown run, making it 37-14 with 10:09 remaining in the third.

Senior WR Brandon Swindall gave the Aggies a 44-21 lead early in the fourth quarter when he hauled in a 19-yard touchdown pass from Myers. Swindall finished with three catches for 50 yards.

Utah State's final touchdown came on a 34-yard pass from sophomore QB Damion Hobbs to sophomore WR Jaren Colston-Green, making it 58-21 with 6:34 remaining. Colston-Green caught his first two career passes as an Aggie for 50 yards.

Wyoming added a late touchdown when Maulhardt caught an 8-yard pass from Smith with just 16 seconds to go.



Junior RB Devante Mays (32) rushed for a career-high 176 yards on a career-best 22 carries, and scored a pair of touchdowns, against the Cowboys.





GAME SEVEN RECAP



October 23, 2015

QUALCOMM STADIUM

SCORING SUMMARY

	1	2	3	4	FINAL
Utah State	0	7	7	0	14
San Diego State	17	17	0	14	48

First Quarter

SDSU - Holder 15 yd pass from Smith (Hageman kick, 9:35)
 SDSU - Smith 1 yd run (Hageman kick, 8:52)
 SDSU - Hageman 41 yd FG, 2:53

Second Quarter

SDSU - Pumphrey 4 yd run (Hageman kick, 6:51)
 USU - Sharp 45 yd pass from Myers (Warren kick, 5:14)
 SDSU - Pumphrey 62 yd run (Hageman kick, 4:36)
 SDSU - Hageman 21 yd FG, 1:29

Third Quarter

USU - Mays 26 yd run (Warren kick, 12:17)

Fourth Quarter

SDSU - Price 1 yd run (Hageman kick, 8:47)
 SDSU - Penny 7 yd run (Hageman kick, 5:04)
 Attendance: 30,540

TEAM STATISTICS

	USU	SDSU
First Downs	16	19
Rushing	144	336
Passing	95	93
Total Offense	239	429
Fumbles: Number-Lost	4-3	2-0
Penalties: Number-Yards	5-55	6-60
Punts-Yards/Avg.	6-260/43.3	5-179/35.8
Punt returns: No-Yds-TD/Avg.	2-7-0/3.5	0-0-0/0.0
Kickoff Returns: No-Yds-TD/Avg.	4-88-0/22.0	2-43-0/21.5
Interceptions: No-Yds-TD	0-0-0	1-8-0
Fumble Returns: No-Yds-TD	0-0-0	0-0-0
Possession Time	22:45	37:15
Third-Down Conversions	3-of-11	8-of-16

INDIVIDUAL RUSHING

USU: Mays 15-88 TD; Myers 11-22; Hervey 4-18; Hunt 6-16
 SDSU: Pumphrey 23-181 2TD; Price 21-97 TD; Penny 10-38 TD;
 Gordon 3-18; Stamps 2-9; Smith 2-(-7) TD

INDIVIDUAL PASSING (A-C-I, Yds, TD)

USU: Myers 19-8-1, 93, 1; Hobbs 1-1-0, 2, 0
 SDSU: Smith 10-6-0, 93, 1

INDIVIDUAL RECEIVING

USU: Sharp 4-63 TD; Roberts 1-11; Hunt 1-11; Williams 1-5;
 Rodriguez 1-3; Lindsey 1-2
 SDSU: Hazely 3-35; Gordon 1-34; Holder 1-18 TD; Judge 1-6

USU Punt Returns: Rodriguez 1-4; Davis 1-3

USU KO Returns: Williams 2-56; Davis 2-32

USU Interception Returns: None

USU Tackle Leaders: Fackrell 10, Vigil 10, Nielsen 9, Floyd 7,
 Evans 7, Filiaga 7

UTAH STATE STARTERS

OFFENSE

LT	Albrecht
LG	Mosley
C	Stephens
RG	Fisilau
RT	Simonich
WR	Sharp
WR	Robinson
WR	Rodriguez
WR	Roberts
RB	Mays
QB	Myers

DEFENSE

DE	Nielsen
NG	Taylor
DE	All'ifua
LB	Fackrell
LB	Filiaga
LB	Vigil
CB	Davis
CB	Hines
FS	Green
SS	Evans
FS	Centers



Sophomore QB Kent Myers (2) was 8-of-19 passing for 93 yards with one touchdown and one interception in Utah State's 48-14 loss at San Diego State. Myers also rushed for 22 yards on 11 carries against the Aztecs.

SAN DIEGO, Calif. - Utah State junior RB Devante Mays rushed for 88 yards and a touchdown on a career-high 15 carries, but it still wasn't enough in a 48-14 loss to San Diego State on Oct. 23, 2015 at Qualcomm Stadium.

Aztecs junior RB Donnel Pumphrey rushed for 181 yards and two touchdowns on 23 carries against the Aggies, who had a difficult time stopping the run without the services of senior starting NG David Moala, who missed his first game of the season due to an injury suffered against Boise State a week ago.

Both teams came into the game unbeaten in Mountain West play and leading their respective division with a 3-0 league mark, but the Aztecs took control early and never looked back en route to defeating the Aggies for the ninth straight time, including eighth consecutive time at home.

San Diego State (5-3, 4-0 MW) scored on six straight possessions in the first half and finished with 429 yards of total offense, compared to just 239 by Utah State (4-3, 3-1). The Aggies committed four turnovers, which the Aztecs turned into 17 first-half points. Conversely, Utah State did not force a turnover for the third time this year after forcing 18 turnovers in its last four games.

Chase Price nearly gave San Diego State a second 100-yard rusher in the game as the senior RB rushed for 97 yards and a touchdown on 21 carries. The Aztecs rushed for 336 yards and five touchdowns on 61 carries (5.5 ypc).

Senior WR Hunter Sharp scored the Aggies' other touchdown on a 45-yard pass from sophomore QB Kent Myers in the second quarter. Sharp finished with four catches for 63 yards, while Myers completed 8-of-19 passes for 93 yards with one touchdown and one interception.

San Diego State scored the first 24 points of the game and never looked back. After the two teams traded punts to begin the game, the Aztecs scored on their second series when senior QB Maxwell Smith threw an 18-yard touchdown pass to sophomore WR Mikah Halder to make it 7-0 with 9:35 left in the first quarter.

Less than a minute later, San Diego State was on the board again. Following a fumble recovery by junior LB Calvin Munson at the Utah State 14-yard line, the Aztecs needed just two plays to find the end zone as Smith scored on a 1-yard run for a 14-0 lead.

San Diego State made it 17-0 late in the first courtesy of a 41-yard field goal by Donny Hageman. The senior placekicker was also good from 21 yards out with 1:29 left in the opening half to give the Aztecs a commanding 34-7 lead at the break.

Pumphrey scored on touchdown runs of 4 and 62 yards, respectively, in the second quarter. The second one came right after Sharp's 45-yard touchdown pass from Myers that pulled the Aggies within 24-7 with 5:14 remaining until halftime.

Utah State took the second-half kickoff and went 65 yards in six plays, capped by a 26-yard touchdown run by Mays to pull within 34-14.

San Diego State tacked on two more touchdowns in the fourth quarter courtesy of a 1-yard run by Price and a 7-yard run by sophomore RB Rashaad Penny.

Senior LB Kyle Fackrell and junior LB Nick Vigil led Utah State's defensive effort with 10 tackles apiece, while senior DE Jordan Nielsen added a career-best nine stops.



Junior LB Nick Vigil (41) had 10 tackles against the Aztecs.



GAME SIX RECAP



October 16, 2015

MERLIN OLSEN FIELD AT MAVERIK STADIUM

SCORING SUMMARY

	1	2	3	4	FINAL
Boise State	3	7	7	9	26
Utah State	17	28	7	0	52

First Quarter

BSU - Rausa 46 yd field goal (12:36)
 USU - Houston 2 pass from Myers (Warren kick, 7:33)
 USU - Thompson 52 yd field goal (Warren kick, 3:22)
 USU - Sharp 10 pass from Myers (Warren kick, 00:54)

Second Quarter

USU - Hunt 4 run (Warren kick, 14:29)
 BSU - Young 1 run (Rausa kick, 3:12)
 USU - Myers 39 run (Warren kick, 1:25)
 USU - Sharp 21 pass from Myers (Warren kick, 1:05)
 USU - Evans 90 interception return (Warren kick, 00:00)

Third Quarter

BSU - Demas 3 run (Rausa kick, 3:02)
 USU - Mays 1 run (Warren kick, 00:22)

Fourth Quarter

BSU - Rausa 41 yd field goal (13:31)
 BSU - Young 1 run (pass failed, 8:09)

Attendance: 22,509

TEAM STATISTICS

	BSU	USU
First Downs	20	15
Rushing	34	177
Passing	299	157
Total Offense	333	334
Fumbles: Number-Lost	5-5	1-1
Penalties: Number-Yards	3-30	11-104
Punts-Yards/Avg.	3-125/41.7	7-282/40.3
Punt returns: No-Yds-TD/Avg.	2-39-0/19.5	1-8-0/8.0
Kickoff Returns: No-Yds-TD/Avg.	1-16-0/16.0	2-27-0/13.5
Interceptions: No-Yds-TD	0-0-0	3-115-1
Fumble Returns: No-Yds-TD	0-0-0	0-0-0
Possession Time	24:15	35:45
Third-Down Conversions	5-of-16	5-of-16

INDIVIDUAL RUSHING

BSU: Young 20-60 2TD; Demas 6-19 TD
USU: Myers 14-63 TD; Mays 11-63 TD; Hobbs 6-21; Hunt 8-18 TD; Sharp 4-12

INDIVIDUAL PASSING (A-C-I, Yds, TD)

BSU: Rypien 50-25-3, 299, 0
USU: Myers 24-17-0, 157, 3

INDIVIDUAL RECEIVING

BSU: Sperbeck 6-156; Anderson 5-50; Williams-Rhodes 5-38
USU: Sharp 7-42 2TD; Hunt 2-51; Swindall 2-26; Rodriguez 2-15; Robinson 2-12; Houston 2-11 TD

USU Punt Returns:

Rodriguez 1-8

USU KO Returns: Sharp 1-18; Larsen 1-9

USU Interception Returns: Evans 1-90 TD; Davis 1-16; Green 1-9

USU Tackle Leaders: Vigil 14; Fackrell 11; Davis 7; Nielsen 6

UTAH STATE STARTERS

OFFENSE		DEFENSE	
LT	Albrecht	DE	Nielsen
LG	Mosley	NG	Moala
C	Stephens	DE	All'ifua
RG	Fisilau	LB	Fackrell
RT	Simonich	LB	Filiaga
TE	Houston	LB	Vigil
WR	Robinson	CB	Davis
WR	Rodriguez	CB	Hayes
WR	Sharp	CB	Hines
RB	Hunt	SS	Evans
QB	Myers	FS	Centers



Sophomore QB Kent Myers (2) was 17-of-24 passing for 157 yards to go along with a career-high tying three touchdown passes in Utah State's 52-26 win against No. 21 Boise State. Myers also rushed for a team-best 63 yards on 14 carries against the Broncos, including a 39-yard touchdown run.

LOGAN, Utah - Behind a stellar defensive showing, Utah State remained undefeated in Mountain West play as it rolled to a 52-26 victory over 21st-ranked Boise State on Oct. 16, 2015 on Merlin Olsen Field at Maverik Stadium.

The Aggies (4-2, 3-0 MW) forced a school-record tying eight turnovers, including seven in the first half, with five interceptions and three fumbles, turning them into 35 points.

This was the Aggies' first home win against an Associated Press-ranked team since defeating No. 25 Fresno State 20-19 in 1991. However, USU is 3-3 against top-25 opponents over the past three years under head coach **Matt Wells**.

Sophomore QB **Kent Myers** completed 17-of-24 passes for 157 yards and a career-high-tying three touchdowns as the Aggies extended their home winning streak to 12 in a row. Myers also tied for the team high in rushing with 63 yards and a score on 14 carries.

Redshirt senior RB Kelsey Young rushed for 60 yards and two touchdowns on 20 carries for Boise State (5-2, 2-1), while freshman QB Brett Rypien completed 25-of-50 passes for 299 yards and three interceptions.

Junior RB **Devante Mays** also rushed for 63 yards and a touchdown for the Aggies, who outgained the Broncos 334 to 333. Senior WR **Hunter Sharp** caught seven passes for 42 yards and two touchdowns to help Utah State snap a 12-game losing streak to Boise State dating back to the 1997 season.

Junior LB **Nick Vigil** led the Aggies on defense with 14 tackles, including 2.0 sacks and 2.5 tackles for loss. He also had two quarterback hurries, a fumble recovery and forced fumble. Senior LB **Kyler Fackrell** added 11 tackles, including 2.5 tackles for loss, two fumble recoveries, two quarterback hurries and a forced fumble.

The Broncos, who were the last team to defeat the Aggies at Maverik Stadium (34-23 on Oct. 12, 2013), struck first courtesy of a 46-yard field goal by junior PK Tyler Rausa.

Utah State answered as Myers threw a 2-yard touchdown pass to junior TE **Wyatt Houston** on fourth down, giving the Aggies a 7-3 lead with 7:33 left in the quarter. The score was set up by a career-long 51-yard reception by sophomore RB **LaJuan Hunt**.

The Aggies made it 10-3 the very next time they touched the ball as junior PK **Jake Thompson** drilled a career-long tying 52-yard field goal with 3:22 remaining in the first quarter.

Utah State's defense set up the next two scores. A fumble recovery by Fackrell turned into a 10-yard touchdown pass from Myers to Sharp, making it 17-3 late in the first. On Boise State's next possession, senior DE **Jordan Nielsen** recovered a fumble at the Broncos' 15. Four plays later, Hunt scored from four yards out to give Utah State a 24-3 lead early in the second quarter.

Following a 1-yard touchdown run by Young, Utah State scored 21 points in the final

1:25 of the first half, capped by a 90-yard interception return by senior SS **Marwin Evans**. The defense, again, set up the other two scores as Vigil and senior CB **Bryant Hayes** each recovered a fumble. Myers then turned the turnovers into a 39-yard touchdown run and a 21-yard touchdown pass to Sharp.

The Aggies and Broncos traded touchdowns in the third quarter as Mays scored on a 1-yard run to give the hosts a 52-17 lead at the end of the quarter.

Sophomore CB **Jalen Davis** and senior LB **Torrey Green** also had interceptions for the Aggies and USU finished with 10.0 tackles for loss and 4.0 sacks.



Junior LB Nick Vigil (41) had 14 tackles, which included 2.0 sacks and 2.5 tackles for loss against Boise State. Vigil also forced a fumble and recovered a fumble against the Broncos, and added two quarterback hurries.





GAME FIVE RECAP



October 10, 2015

BULLDOG STADIUM

SCORING SUMMARY

	1	2	3	4	FINAL
Utah State	7	22	14	13	56
Fresno State	7	0	0	7	14

First Quarter

USU - Hunt 15 yd run (Warren kick, 6:36)
 FS - Jordan 21 yd pass from Anderson (Kroening kick, 00:59)

Second Quarter

USU - Mays 5 yd run (Warren kick, 10:04)
 USU - Hunt 3 yd run (Warren kick failed, 7:45)
 USU - Team safety (2:26)
 USU - Robinson 44 yd pass from Myers (Warren kick, 00:58)

Third Quarter

USU - Mays 41 yd run (Warren kick, 11:53)
 USU - Mays 23 yd run (Warren kick, 5:43)

Fourth Quarter

FS - Waller 1 yd run (Kroening kick, 14:57)
 USU - Hobbs 5 yd run (Warren kick, 8:20)
 USU - Hervey 5 yd run (Warren kick failed, 2:33)

Attendance: 30,540

TEAM STATISTICS

	USU	FS
First Downs	21	10
Rushing	201	82
Passing	281	112
Total Offense	482	194
Fumbles: Number-Lost	1-1	2-0
Penalties: Number-Yards	7-59	5-30
Punts-Yards/Avg.	6-252/42.0	6-183/30.5
Punt returns: No-Yds-TD/Avg.	4-6-0/1.5	1-6-0/6.0
Kickoff Returns: No-Yds-TD/Avg.	2-36-0/18.0	4-85-0/21.2
Interceptions: No-Yds-TD	3-14-0	0-0-0
Fumble Returns: No-Yds-TD	0-0-0	0-0-0
Possession Time	31:41	28:19
Third-Down Conversions	8-of-15	3-of-14

INDIVIDUAL RUSHING

USU: Mays 9-92 3TD; Hobbs 4-50 TD; Hunt 12-41 2TD; Hervey 6-20 TD; Lindsey 4-16; Williams 1-3; Sharp 1-1; Myers 5-(-10)
FS: Waller 26-70 TD; Micenheimer 4-14; Garrison 2-5; Jordan 1-5; Anderson 9-(-12)

INDIVIDUAL PASSING (A-C-I, Yds, TD)

USU: Myers 25-18-0, 260, 1; Hobbs 2-1-0, 21, 0
FS: 20-10-3, 112, 1

INDIVIDUAL RECEIVING

USU: Sharp 6-99; Robinson 4-80 TD; Hunt 4-14; Houston 2-39; Fox 1-21; Rodriguez 1-14; Swindall 1-14
FS: Jordan 5-44 TD; Scott 2-56; Johnson 1-5; Riddering 1-4; Olsen 1-3

USU Punt Returns: Sharp 2-(-18); Rodriguez 1-6; Hayes 1-18

USU KO Returns: Davis 1-19; Williams 1-17

USU Interception Returns: Carmen 1-19; Centers 1-(-5); Painter 1-0

USU Tackle Leaders: Vigil 9; Moala 4; Nielsen 4; Fackrell 4; Rocquemore 4

UTAH STATE STARTERS

OFFENSE	DEFENSE
LT Albrecht	DE Nielsen
LG Mosely	NG Moala
C Stephens	DE Ali'ifua
RG Fisilau	LB Fackrell
RT Simonich	LB Filiaga
TE Houston	LB Vigil
TE Togiak	CB Davis
WR Sharp	CB Hines
WR Swindall	CB Gray
RB Hunt	SS Evans
QB Myers	FS Centers



Junior RB Devante Mays (32) rushed for a career-high 92 yards on just nine carries, and scored a career-best three touchdowns, in Utah State's 56-14 road win at Fresno State. Mays had touchdown runs of 5, 41 and 23 yards against the Bulldogs.

FRESNO, Calif. - Junior Devante Mays rushed for a career-high 92 yards and three touchdowns, while sophomore LaJuan Hunt added two scores, to lead Utah State to a 56-14 victory against Fresno State on Oct. 10, 2015 at Bulldog Stadium.

The two running backs combined for 133 yards rushing and five scores as the Aggies (3-2, 2-0 Mountain West) won their second straight game and racked up a season-high 482 yards of total offense, including 201 on the ground.

Utah State had seven total rushing touchdowns on the night as sophomore QB Damion Hobbs and redshirt freshman RB Justen Hervey each had a 5-yard score in the fourth quarter to give the Aggies their final margin of victory.

Sophomore QB Kent Myers was 18-of-25 passing for a career-best 260 yards and one touchdown for Utah State, which snapped a six-game losing streak to the Bulldogs (1-5, 0-2). The Aggies also ended a seven-game road losing streak in the series.

Senior WR Hunter Sharp caught six passes for 99 yards and fellow senior WR Devonte Robinson added four receptions for 80 yards, including a 44-yard touchdown that gave the Aggies a 29-7 lead at halftime.

Junior LB Nick Vigil led Utah State's defensive effort with nine tackles and a forced fumble. The Aggies finished with 5.0 sacks as part of their 10.0 tackles for loss on the night.

Fresno State's Kilton Anderson was 10-of-23 passing for 112 yards with one touchdown and three interceptions. Senior Martez Waller had 26 carries for 70 yards and a score.

After Fresno State tied it at 7-all, the Aggies moved in front for good on a 5-yard touchdown run by Mays to make it 14-7 with 10:04 remaining in the second quarter. It was the first touchdown of his Aggie career.

Utah State continued to pour it on as Hunt scored on a 3-yard touchdown run, followed by a safety when senior SS Marwin Evans sacked Anderson in the end zone, knocking the ball loose in the process. The Aggies tried to jump on the ball for a touchdown, but knocked it out of the back of the end zone for a safety and 22-7 advantage.

The Aggies weren't done, though, as Robinson hauled in the long touchdown pass from Myers with just 58 seconds left in the opening half.

Mays scored on third-quarter touchdown runs of 41 and 23 yards, respectively, to give Utah State a 43-7 lead as USU scored 36 unanswered points.

Former Fresno State LB Brock Carmen set up Hobbs' first career rushing touchdown when he intercepted a pass and returned it 19 yards to the Bulldogs' 9-yard line.

Hervey capped the scoring with his 5-yard run following a diving interception by junior CB Jentz Painter.

Utah State struck first when Hunt scored on a 15-yard touchdown run, making it 7-0 with 6:36 remaining in the opening quarter. Sharp set up the score when he caught a 43-yard pass from Myers on third-and-15.

However, Fresno State pulled even just before the end of the quarter. After the Bulldogs recovered a muffed punt by the Aggies, Anderson threw a 21-yard touchdown pass to redshirt freshman Jamire Jordan four plays later to make it 7-7.

Utah State's defense forced a turnover on the game's very first play as junior FS Devin Centers intercepted a pass by Anderson deep down the middle.



Junior LB Nick Vigil (41) had nine tackles, including 1.0 sacks and a forced fumble, against the Bulldogs.



GAME FOUR RECAP



October 3, 2015

MERLIN OLSEN FIELD AT MAVERIK STADIUM

SCORING SUMMARY

	1	2	3	4	FINAL
Colorado State	3	7	0	8	18
Utah State	3	14	6	10	33

First Quarter

USU - Thompson 48 yd field goal (6:04)
 CSU - Bryan 42 yd field goal (2:06)

Second Quarter

CSU - Higgins 16 pass from Stevens (Bryan kick, 12:46)
 USU - Sharp 42 pass from Myers (Warren kick, 11:47)
 USU - Myers 26 run (Warren kick, 00:56)

Third Quarter

USU - Warren 23 yd field goal (13:30)
 USU - Warren 40 yd field goal (5:15)

Fourth Quarter

USU - Warren 34 yd field goal (13:36)
 CSU - Stevens 15 run (Higgins pass from Stevens, 11:37)
 USU - Hunt 33 yd run (Warren kick, 2:18)
 Attendance: 22,059

TEAM STATISTICS

	CSU	USU
First Downs	24	21
Rushing	109	298
Passing	252	137
Total Offense	361	435
Fumbles: Number-Lost	3-2	0-0
Penalties: Number-Yards	12-110	12-125
Punts-Yards/Avg.	5-199/39.8	4-180/45.0
Punt returns: No-Yds-TD/Avg.	2-13-0/6.5	2-9-0/4.5
Kickoff Returns: No-Yds-TD/Avg.	3-58-0/19.3	3-46-0/15.3
Interceptions: No-Yds-TD	0-0-0	1-0-0
Fumble Returns: No-Yds-TD	0-0-0	2-12-0
Possession Time	25:57	34:03
Third-Down Conversions	6-of-17	2-of-11

INDIVIDUAL RUSHING

CSU: Oden 13-55; Dawkins 10-39; Stevens 6-24 TD; Higgins 1-1
USU: Myers 16-191 TD; Mays 10-60; Hunt 13-37 TD

INDIVIDUAL PASSING (A-C-I, Yds, TD)

CSU: Stevens 46-21-1, 252, 1
USU: Myers 21-12-0, 137, 1

INDIVIDUAL RECEIVING

CSU: Higgins 10-114 TD; Williams 4-71; Hansley 3-23
USU: Sharp 4-63 TD; Robinson 2-22; Hunt 2-15; Raymond 1-22; Swindall 1-5

USU Punt Returns: Sharp 2-9

USU KO Returns: Sharp 2-28; Davis 1-18

USU Interception Returns: Davis 1-0

USU Tackle Leaders: Filiaga 10, Vigil 9, Evans 8, Centers 7, Fackrell 6

UTAH STATE STARTERS

OFFENSE

LT Albrecht
 LG Wysocki
 C Stephens
 RG Fisilau
 RT Simonich
 TE Houston
 WR Robinson
 WR Rodriguez
 WR Sharp
 RB Hunt
 QB Myers

DEFENSE

DE Nielsen
 NG Moala
 DE Ali'ifua
 LB Fackrell
 LB Filiaga
 LB Vigil
 CB Davis
 CB Floyd
 CB Hines
 SS Evans
 FS Centers



Sophomore QB Kent Myers (2) rushed for a career-high 191 yards on a career-best 16 carries, including a 25-yard touchdown run, in Utah State's 33-18 Homecoming win against Colorado State. Myers was also 12-of-21 passing for 137 yards with one touchdown against the Rams.

LOGAN, Utah - Sophomore Kent Myers set a single-game rushing record for a quarterback at Utah State with 191 yards in a 33-18 Homecoming victory against Colorado State on Oct. 3, 2015 at Merlin Olsen Field at Maverik Stadium.

Myers, making his first start of the season, carried the ball a career-high 16 times and averaged a stellar 11.9 yards per rush to help the Aggies (2-2, 1-0 Mountain West) snap a two-game losing streak. He broke the old record of 121 yards, which was held by Tony Adams and redshirt senior QB Chuckie Keeton, who missed his first game since injuring his knee against Washington.

Myers' 26-yard touchdown run with 56 seconds left in the second quarter gave Utah State the lead for good at 17-10. One play earlier, he rushed for 34 yards on third-and-4 from the Colorado State 45-yard line.

Sophomore QB Nick Stevens was 21-of-46 for 252 yards with one touchdown and one interception for the Rams (2-3, 0-1). Stevens' favorite target on the night was junior WR Rashard Higgins, who caught 10 passes for 114 yards, including a 16-yard touchdown early in the second quarter that gave Colorado State a 10-3 lead.

Myers, who improved to 6-1 as the Aggies' starter, was 12-of-21 for 137 yards and a touchdown in the passing department. Senior WR Hunter Sharp led Utah State with four catches for 63 yards and a touchdown, a 42-yarder that tied the score at 10-all with 11:47 left in the second quarter.

The Aggies recorded a season-high 435 yards of total offense, including 298 yards on the ground. Junior RB Devante Mays had 10 carries for 60 yards, both career highs, while sophomore RB LaJuan Hunt scored on a 33-yard touchdown run, one of eight explosive plays Utah State had on the night.

After falling behind 10-3, the Aggies scored 23 unanswered points to move in front for good.

Senior LB LT Filiaga led Utah State with 10 tackles, while junior LB Nick Vigil added nine stops and a career-best two pass breakups. Senior LB Kyle Fackrell had an unforgettable Homecoming night as he recorded six tackles, including a career-best 3.0 tackles for loss and 1.0 sacks, to go along with a fumble recovery that he returned 12 yards and an eye-popping six quarterback hurries, which doubled his previous career high.

Utah State's defense forced three turnovers on the night as senior DE Jordan Nielsen recovered a fumble and sophomore CB Jalen Davis intercepted a pass in the end zone.

Special teams play also shined for the Aggies, who were a perfect 4-for-4 on field goal

attempts. Junior PK Jake Thompson opened the game's scoring with a 48-yard field goal, while fellow junior PK Brock Warren made all three of his tries from 23, 40 and 34 yards, respectively. In addition, redshirt freshman P Aaron Dalton punted four times for an average of 45.0 yards, including a career-best 58-yarder.

After Utah State opened its largest lead of the night, 26-10, following Warren's third field goal early in the fourth quarter, Colorado State pulled within 26-18 with 11:37 to go following a 15-yard touchdown run by Stevens and successful two-point conversion.

However, Hunt's 33-yard touchdown run with 2:18 remaining gave the Aggies their final margin of victory.



Senior LB Kyle Fackrell (9) had a career-high 3.0 tackles for loss to go along with 1.0 sack as part of his six tackles against the Rams, while adding a career-high six quarterback hurries and a fumble recovery.





GAME THREE RECAP



September 19, 2015

HUSKY STADIUM

SCORING SUMMARY

	1	2	3	4	FINAL
Utah State	0	10	0	7	17
Washington	3	14	14	0	31

First Quarter

UW - Van Winkle 48 yd FG (2:21)

Second Quarter

UW - Washington 81 yd pass from Browning (Van Winkle kick, 13:51)

USU - Warren 22 yd FG (10:31)

UW - Vizcaino 2 yd run (Vizcaino kick, 4:20)

USU - Moala 1 yd run (Warren kick, 00:45)

Third Quarter

UW - Washington 33 yd pass from Browning (Van Winkle kick, 9:49)

UW - Sample 3 yd pass from Browning (Van Winkle kick, 4:56)

Fourth Quarter

USU - Rocquemore 97 yd fumble return (9:47)

Attendance: 59,464

TEAM STATISTICS

	USU	UW
First Downs	13	20
Rushing	83	74
Passing	171	368
Total Offense	254	442
Fumbles: Number-Lost	1-0	2-2
Penalties: Number-Yards	5-25	3-38
Punts-Yards/Avg.	4-139/34.8	2-105/52.5
Punt returns: No-Yds-TD/Avg.	1-(-1)-0/-1.0	0-0-0/0.0
Kickoff Returns: No-Yds-TD/Avg.	3-98-0/32.7	3-61-0/20.3
Interceptions: No-Yds-TD	1-0-0	2-96-0
Fumble Returns: No-Yds-TD	2-104-1	0-0-0
Possession Time	27:12	32:48
Third-Down Conversions	5-of-15	6-of-12

INDIVIDUAL RUSHING

USU: Hunt 13-40; Keeton 5-22; Mays 6-22; Hobbs 2-3; Moala 1-1 TD

UW: Gaskin 15-42; Lindquist 7-16; McClatcher 1-9; Mickens 2-4

INDIVIDUAL PASSING (A-C-I, Yds, TD)

USU: Keeton 33-17-2, 171, 0

UW: Browning 31-22-1, 368, 3

INDIVIDUAL RECEIVING

USU: Sharp 6-74; Rodriguez 4-22; Hunt 3-29; Raymond 1-19; Van Leeuwen 1-14; Williams 1-9; Robinson 1-4

UW: Washington 5-131 2TD; Daniels 4-75; Mickens 4-74; Lenius 4-54

USU Punt Returns: Sharp 1-(-1)

USU KO Returns: Sharp 2-78

USU Interception Returns: Centers 1-0

USU Tackle Leaders: Vigil 9; Green 7; Hines 7; Filiaga 7

UTAH STATE STARTERS

OFFENSE

LT	Albrecht
LG	Wysocki
C	Stephens
RG	Fislaui
RT	Simonich
TE	Houston
WR	Robinson
WR	Van Leeuwen
WR	Mays
RB	Hunt
QB	Keeton

DEFENSE

DE	Nielsen
NG	Moala
DE	All'ifua
LB	Fackrell
LB	Filiaga
LB	Vigil
CB	Davis
CB	Floyd
CB	Gray
SS	Evans
FS	Centers



Senior WR Hunter Sharp (4) caught six passes for 74 yards in Utah State's 31-17 road loss at Washington. Sharp also returned two kickoffs for 78 yards, including a career-long return of 60 yards, and added one punt return for minus three yards.

SEATTLE, Wash. - Washington scored the first 10 points of the game and Utah State could never recover as the Huskies cruised to a 31-17 victory on Sept. 19, 2015 in front of an announced crowd of 59,464 at Husky Stadium.

Freshman QB Jake Browning completed 22-of-31 passes for 368 yards with three touchdowns and one interception for Washington (2-1), which racked up 442 yards of total offense against the Aggies (1-2).

Redshirt senior QB Chuckie Keeton was 17-of-33 for 171 yards and two interceptions for Utah State, which gained just 254 yards of offense and fell to 0-3 all-time against Washington. Sophomore RB LaJuan Hunt led the Aggies' ground attack with 40 yards on 13 carries.

Senior WR Hunter Sharp lead Utah State with six catches for 74 yards and made a touchdown-saving tackle following an Aggie interception that ultimately led to a USU score.

With Utah State trailing 31-10 late in the third quarter and facing a third-and-14 play from the Huskies' 16-yard line, Keeton's pass was intercepted at the 1-yard line by Washington's Brandon Beaver, who appeared to be headed for a pick-six. However, Sharp tracked the junior defensive back down from behind and tackled him at the Aggies' 3-yard line.

Just two plays later, senior LB Kyler Fackrell forced a fumble by Washington QB Jeff Lindquist and redshirt freshman FS Jontrell Rocquemore scooped it up and returned it 97 yards for a touchdown, pulling the Aggies to within 31-17 with 9:47 left in the game. It was the second-longest fumble return in school history.

Defensively, junior LB Nick Vigil led the Aggies with nine tackles, including 1.0 tackles for loss. Senior LB Torrey Green set career highs in tackles (7) and tackles for loss (3.0), and tied his career-high with 1.0 sacks, while senior CB Deshane Hines also had a career high in tackles with seven, to go along with a forced fumble. Senior LB LT Filiaga tallied seven tackles, as well.

The Aggies recorded 7.0 tackles for loss on the day and forced three total turnovers as senior CB Tyler Floyd recovered a fumble and junior FS Devin Centers intercepted a pass by Browning on the first play of the second half.

Cameron Van Winkle drilled a 48-yard field goal late in the first quarter to give Washington a 3-0 lead. Then on a third-and-11 play from the Huskies' 19-yard line, Browning dumped off a short pass to running back Dwayne Washington, who turned it into an 81-yard touchdown with 13:51 left in the second quarter, making it 10-0. Washington led all receivers in the game with 131 yards and two touchdowns on five receptions.

The Aggies cracked the scoreboard for the first time when junior PK Brock Warren nailed a 22-yard field goal to cut the deficit to 10-3 with 10:31 left in the opening half.

Washington opened up a two-touchdown lead when it ran a fake field goal to perfection to give the hosts a 17-3 lead with 4:20 left until halftime.

However, Utah State answered the score just before the end of the half courtesy of a 1-yard touchdown run by senior NG David Moala, pulling the Aggies to within 17-10 at the break.

Browning threw a pair of third-quarter touchdown passes to Washington and Drew Sample, respectively, as the Huskies opened a 31-10 lead.



Senior LB Torrey Green (39) had a career-high seven tackles, including a career-best 3.0 tackles for loss and a career-high tying 1.0 sacks, against the Huskies.



GAME TWO RECAP



September 11, 2015

RICE-ECCLES STADIUM

SCORING SUMMARY

	1	2	3	4	FINAL
Utah State	0	14	0	0	14
Utah	7	7	7	3	24

First Quarter

UU - Wilson 27 yd run (Phillips kick, 10:18)

Second Quarter

USU - Hunt 8 yd pass from Keeton (Warren kick, 13:57)

UU - Booker 4 yd run (Phillips kick, 6:46)

USU - Van Leeuwen 15 pass from Keeton (Warren kick, 00:24)

Third Quarter

UU - Thompson 2 yd run (Phillips kick, 6:35)

Fourth Quarter

UU - Phillips 37 yd FG (12:47)

Attendance: 46,011

TEAM STATISTICS

	USU	UU
First Downs	21	21
Rushing	117	195
Passing	256	132
Total Offense	373	327
Fumbles: Number-Lost	4-1	2-0
Penalties: Number-Yards	6-61	5-43
Punts-Yards/Avg.	5-208/41.6	6-256/42.7
Punt returns: No-Yds-TD/Avg.	3-19-0/6.3	5-37-0/7.4
Kickoff Returns: No-Yds-TD/Avg.	1-13-0/13.0	1-17-0/17.0
Interceptions: No-Yds-TD	0-0-0	2-0-0
Fumble Returns: No-Yds-TD	0-0-0	1-0-0
Possession Time	26:08	33:52
Third-Down Conversions	8-of-15	6-of-14

INDIVIDUAL RUSHING

USU: Keeton 12-46; Hunt 14-37; Mays 6-34

UU: Booker 31-120 TD; Wilson 5-49 TD; Thompson 6-23 TD; Williams 1-3; Fulks 1-0

INDIVIDUAL PASSING (A-C-I, Yds, TD)

USU: Keeton 35-22-2, 256, 2

UU: Wilson 12-9-0, 76, 0; Thompson 10-8-0, 56, 0

INDIVIDUAL RECEIVING

USU: Robinson 6-119; Van Leeuwen 4-31 TD; Houston 3-26; Hunt 3-11 TD; Fox 2-26; Williams 1-20; Raymond 1-9; Roberts 1-9; Rodriguez 1-5

UU: Covey 6-61; Smith 2-19; Scott 2-18; Booker 2-13; Fakailoatonga 2-7; Sanders-Williams 2-2; Poole 1-12

USU Punt Returns: Davis 3-19

USU KO Returns: Hunt 1-13

USU Interception Returns: None

USU Tackle Leaders: Vigil 12; Filiaga 12; Moala 8

UTAH STATE STARTERS

OFFENSE

LT	Albrecht
LG	Wysocki
C	Stephens
RG	Fisilau
RT	Simonich
WR	Robinson
WR	Rodriguez
WR	Van Leeuwen
RB	Mays
RB	Hunt
QB	Keeton

DEFENSE

DE	Nielsen
NG	Moala
DE	Ali'ifua
LB	Fackrell
LB	Filiaga
LB	Vigil
CB	Davis
CB	Floyd
CB	Gray
SS	Evans
FS	Centers



Redshirt senior QB **Chuckie Keeton (16)** was 22-of-35 passing for 256 yards with two touchdowns and two interceptions in Utah State's 24-14 road loss at Utah. Keeton, who also carried the ball 12 times for 46 yards, tied the school record for career touchdown passes with 60 in the game.

SALT LAKE CITY, Utah - Utah State redshirt senior QB **Chuckie Keeton** tied the school record for career touchdown passes, but it wasn't enough in a 24-14 loss at 24th-ranked Utah in front of 46,011 fans on Sept. 11, 2015 at Rice-Eccles Stadium.

Keeton tossed a pair of first-half touchdown passes to tie the career mark of 60 set by **Jose Fuentes** (1998-2002). He finished the game 22-of-35 for 256 yards and two interceptions for the Aggies. Keeton also led the team in rushing with 46 yards on 12 carries.

Senior WR **Devonte Robinson** was Keeton's favorite target on the night as he had a career-high tying six receptions for a career-best 119 yards, including a long of 51 yards, another career mark.

Utah senior RB **Devontae Booker** finished with 120 yards rushing and a touchdown on 31 carries as the Utes. Senior starting QB **Travis Wilson** was 9-of-12 passing for 76 yards, but left the game in the second quarter with a shoulder injury. He was replaced by senior **Kendal Thompson**, who was 8-of-10 passing for 56 yards and led Utah on two second-half scoring drives.

Keeton tied **Fuentes'** school record with a 15-yard touchdown pass to redshirt freshman WR **Zach Van Leeuwen** that tied the score at 14-all with just 24 seconds left in the second quarter. It was Van Leeuwen's first career touchdown catch as an Aggie.

Keeton and the Aggies started the second half with the ball, but went three-and-out on their opening drive. The Utes countered with a 12-play, 69-yard scoring drive on their first series of the half. Thompson capped the march with a 2-yard touchdown run to give Utah the lead for good, 21-14.

Of the three possessions Utah State had in the third quarter, the Aggies went three-and-out each time as Utah held the ball for 10 minutes, 41 seconds in the quarter.

The Utes made it 24-14 early in the fourth quarter when junior PK **Andy Phillips** booted a 37-yard field goal.

Senior LB **LT Filiaga**, who began his career at Utah, recorded a career-high 12 tackles in his return to Rice-Eccles Stadium for his fourth career double-digit tackle game. Junior LB **Nick Vigil** also had 12 stops for his second straight double-digit tackle outing and eighth of his career. Senior NG **David Moala** added a career-high eight tackles, including 1.0 tackle for loss.

Utah State, which outgained Utah 373-327, twice drove into the red zone in the fourth, but didn't come away with any points due to an interception and fumble. USU finished with 256 passing yards and 117 rushing yards, while Utah had 132 yards through the air and 195 on the ground.

Utah took the opening kickoff and marched 75 yards in 10 plays, capped by a 12-yard touchdown run by **Wilson**. One play earlier, Utah State senior SS **Marwin Evans** was ejected for targeting.

The Aggies tied it at 7-all when sophomore RB **LaJuan Hunt** caught an eight-yard touchdown pass from Keeton with 13:57 remaining in the first half. The score capped an 11-play, 85-yard drive.

Utah then regained the lead midway through the second quarter as **Booker** scored on a 4-yard run to cap a nine-play, 73-yard drive.

For the game, Utah controlled the ball for 33:52 as compared to 26:08 for the Aggies.



Senior NG **David Moala (51)** had a career-high eight tackles, including 1.0 tackle for loss, against the Utes.





GAME ONE RECAP



September 3, 2015

MERLIN OLSEN FIELD AT MAVERIK STADIUM

SCORING SUMMARY

	1	2	3	4	FINAL
Southern Utah	6	3	0	0	9
Utah State	5	0	0	7	12

First Quarter

SUU - Sharp 27 yd pass from Olsen (kick blocked, 13:21)
 USU - Green PAT return

USU - Warren 30 yd field goal (4:59)

Second Quarter

SUU - Calhoun 36 yd field goal (00:04)

Fourth Quarter

USU - Rodriguez 88 yd punt return (Warren kick, 4:54)

Attendance: 21,209

TEAM STATISTICS

	SUU	USU
First Downs	9	15
Rushing	52	140
Passing	111	110
Total Offense	163	250
Fumbles: Number-Lost	0-0	0-0
Penalties: Number-Yards	12-85	11-123
Punts-Yards/Avg.	15-661/44.1	14-463/33.1
Punt returns: No-Yds-TD/Avg.	5-38-0/7.6	10-171-1/17.1
Kickoff Returns: No-Yds-TD/Avg.	0-0-0/0.0	0-0-0/0.0
Interceptions: No-Yds-TD	1-0-0	0-0-0
Fumble Returns: No-Yds-TD	0-0-0	0-0-0
Possession Time	29:48	30:12
Third-Down Conversions	1-of-18	1-of-15

INDIVIDUAL RUSHING

SUU: Healey 12-38; Brown 9-16; Ursua 1-5; Olsen 7-(-3)

USU: Hunt 23-80; Mays 4-51; Keeton 6-7; Robinson 1-4

INDIVIDUAL PASSING (A-C-I, Yds, TD)

SUU: Olsen 34-17-0, 111, 1

USU: Keeton 33-16-1, 110, 0

INDIVIDUAL RECEIVING

SUU: Brown 5-38; Sharp 4-40 TD; Measom 4-17; Healey 2-(-1);

Rutledge 1-15; Ursua 1-2

USU: Roberts 4-25; Robinson 3-29; Rodriguez 2-20; Houston

2-19; Hunt 2-0; Mays 1-9; Williams 1-5; Fox 1-3

USU Punt Returns: Davis 2-35; Rodriguez 8-136 TD

USU KO Returns: None

USU Interception Returns: None

USU Tackle Leaders: Vigil 13, Filiaga 6, Fakrell 5, Gray 5, Okonkwo 5

UTAH STATE STARTERS

OFFENSE

LT	Albrecht
LG	Wysocki
C	Stephens
RG	Fisilau
RT	Simonich
TE	Houston
WR	Robinson
WR	Rodriguez
WR	Van Leeuwen
RB	Hunt
QB	Keeton

DEFENSE

DE	Nielsen
NG	Moala
DE	Ali'ifua
LB	Fackrell
LB	Filiaga
LB	Vigil
CB	Davis
CB	Floyd
CB	Hines
SS	Evans
FS	Centers



Redshirt junior WR Andrew Rodriguez (82) had two catches for 20 yards and returned a school and Mountain West record eight punts for 136 yards, including an 88-yard return for a touchdown, in Utah State's 12-9 win against Southern Utah.

LOGAN, Utah - Redshirt junior WR Andrew Rodriguez returned a punt 88 yards for a touchdown late in the fourth quarter to lead Utah State to a come-from-behind 12-9 season-opening victory against Southern Utah in front of 21,209 fans on Merlin Olsen Field at Maverik Stadium on Sept. 3, 2015.

Rodriguez's return, which gave Utah State (1-0) its only lead of the game, was the third-longest in school history and tied for the second-longest in Mountain West history. In all, Rodriguez returned eight punts in the game, which is a USU and MW record.

Utah State junior LB Nick Vigil recorded a game-best 13 tackles, including 2.0 tackles for loss. In his first game back since suffering a season-ending knee injury at Tennessee on Aug. 31, 2014, senior LB Tyler Fackrell added five tackles, including a career-high 2.5 tackles for loss and a career-high tying 2.0 sacks.

Senior LB LT Filiaga, who was also playing in his first game since suffering a season-ending injury at Wyoming on Nov. 7, 2014, tallied six tackles for the Aggies, who limited Southern Utah (0-1) to just 163 yards of total offense and 2.5 yards per play.

Sophomore CB Jalen Davis finished with four tackles, to go along with a career-high three pass breakups and a career-high tying 2.0 tackles for loss and 1.0 sacks. He also returned two punts for 35 yards as the Thunderbirds punted 15 times on the night.

In his first action since reinjuring his surgically repaired knee against Wake Forest on Sept. 13, 2014, redshirt senior QB Chuckie Keeton completed 16-of-33 passes for 110 yards and one interception as the Aggies won their 10th-straight home game.

With his 33 pass attempts against Southern Utah, Keeton moved into third place all-time in school history as he now has 902 career attempts, trailing only Jose Fuentes (1,270) and Diondre Borel (922).

Sophomore RB LaJuan Hunt led the Aggies offensively as he rushed for 80 yards on 23 carries, while junior RB Devante Mays added 51 yards on the ground on just four carries. Utah State finished with 250 yards of total offense.

Southern Utah QB Ammon Olsen completed 17-of-34 passes for 111 yards and a 27-yard touchdown pass to WR Mike Sharp to give the Thunderbirds a 6-0 lead with 13:21 left in the first quarter. However, USU senior NG David Moala blocked the ensuing extra-point try and senior LB Torrey Green returned it for a two-point conversion, making it 6-2.

Junior PK Brock Warren made the first field goal of his Utah State career when he drilled a 30-yarder with 4:59 left in the first quarter, trimming Southern Utah's lead to 6-5.

The Thunderbirds answered with a field goal of their own with four seconds left in the first half as Keita Calhoun converted from 36 yards out to give Southern Utah a 9-5 lead at halftime. The score remained the same until Rodriguez's game-changing punt return for a touchdown with 4:54 left in the fourth quarter.

Utah State, which did not score an offensive touchdown for the first time since Oct. 5, 2012, was 1-for-15 on third-down conversions, while Southern Utah finished the game 1-for-18. The two teams combined for 29 punts.

Sophomore WR Braelon Roberts led the Aggies in receiving as he caught a career-best four receptions for 25 yards, while senior WR Devonte Robinson added three catches for 29 yards.



Junior LB Nick Vigil (41) had 13.0 tackles, including 2.0 for loss, against the Thunderbirds.





2015 UTAH STATE FOOTBALL STATS

Date	Opponent	Score	Att.
Sep 03, 2015	SOUTHERN UTAH	W 12-9	21209
Sep 11, 2015	at #24 UTAH	L 14-24	46011
Sep 19, 2015	at Washington	L 17-31	59464
* Oct 03, 2015	COLORADO STATE	W 33-18	22059
* Oct 10, 2015	at Fresno State	W 56-14	30540
* Oct 16, 2015	#21 BOISE STATE	W 52-26	22509
* Oct 23, 2015	at San Diego State	L 14-48	25898
* Oct 30, 2015	WYOMING	W 58-27	20964

Record:	Overall	Home	Away	Neutral
All games	5-3	4-0	1-3	0-0
Conference	4-1	3-0	1-1	0-0
Non-Conference	1-2	1-0	0-2	0-0

Team Statistics	USU	OPP
FIRST DOWNS	156	145
Rushing	70	60
Passing	68	70
Penalty	18	15
RUSHING YARDAGE	1456	1152
Rushing Attempts	307	322
Average Per Rush	4.7	3.6
Average Per Game	182.0	144.0
TDs Rushing	17	16
PASSING YARDAGE	1503	1450
Comp-Att-Int	128-212-6	128-231-8
Average Per Pass	7.1	6.3
Average Per Catch	11.7	11.3
Average Per Game	187.9	181.2
TDs Passing	12	9
TOTAL OFFENSE	2959	2602
Average Per Play	5.7	4.7
Average Per Game	369.9	325.2
KICK RETURNS: #-Yards	18-351	17-353
PUNT RETURNS: #-Yards	26-268	15-133
INT RETURNS: #-Yards	8-129	6-104
FUMBLES-LOST	12-7	15-10
PENALTIES-Yards	60-577	50-429
PUNTS-AVG	47-38.8	48-39.5
TIME OF POSSESSION/Game	29:20	30:40
3RD-DOWN Conversions	35/104	39/120
4TH-DOWN Conversions	7/11	11/18

Rushing	gp	att	gain	loss	net	avg	td	lg	avg/g
MAYS,Devante	8	83	603	17	586	7.1	7	48	73.2
MYERS,Kent	5	56	362	49	313	5.6	3	39	62.6
HUNT,LaJuan	8	91	305	31	274	3.0	4	33	34.2
HOBBS,Damion	6	16	86	4	82	5.1	1	33	13.7
KEETON,Chuckie	3	23	92	17	75	3.3	0	14	25.0
LINDSEY,Tonny	5	7	55	0	55	7.9	0	17	11.0
HERVEY,Justen	5	13	52	0	52	4.0	1	7	10.4
SHARP,Hunter	6	7	22	4	18	2.6	0	8	3.0
WILLIAMS,Kenne	8	3	16	0	16	5.3	0	12	2.0
MOALA,David	7	1	1	0	1	1.0	1	1	0.1
Total	8	307	1598	142	1456	4.7	17	48	182.0
Opponents	8	322	1354	202	1152	3.6	16	62	144.0

Passing	gp	effic	comp-att-int	pct	yds	td	lg	avg/g
MYERS,Kent	5	161.99	69-106-1	65.1	893	9	51	178.6
KEETON,Chuckie	3	95.75	55-101-5	54.5	537	2	51	179.0
HOBBS,Damion	6	268.64	4-5-0	80.0	73	1	34	12.2
Total	8	132.95	128-212-6	60.4	1503	12	51	187.9
Opponents	8	114.07	128-231-8	55.4	1450	9	81	181.2

Receiving	gp	no.	yds	avg	td	lg	avg/g
SHARP,Hunter	6	28	364	13.0	4	49	60.7
ROBINSON,Devon	8	18	266	14.8	1	51	33.2
HUNT,LaJuan	8	17	131	7.7	1	51	16.4
RODRIGUEZ,Andr	8	14	114	8.1	0	25	14.2
HOUSTON,Wyatt	8	13	161	12.4	3	34	20.1
ROBERTS,Braelo	5	9	72	8.0	0	11	14.4
SWINDALL,Brand	7	7	95	13.6	1	19	13.6
VAN LEEUWEN,Za	7	6	61	10.2	1	16	8.7
FOX,Tyler	8	4	50	12.5	0	21	6.2
WILLIAMS,Kenne	8	4	39	9.8	0	20	4.9
RAYMOND,DAX	4	3	50	16.7	0	22	12.5
COLSTON-GREEN,J	6	2	54	27.0	1	34	9.0
COPIER,Chris	4	1	35	35.0	0	35	8.8
MAYS,Devante	8	1	9	9.0	0	9	1.1
LINDSEY,Tonny	5	1	2	2.0	0	2	0.4
Total	8	128	1503	11.7	12	51	187.9
Opponents	8	128	1450	11.3	9	81	181.2

Field Goals	fg	pct.	01-19	20-29	30-39	40-49	50-99	lg	blk
WARREN,Brock	6-6	100.0	0-0	3-3	2-2	1-1	0-0	40	0
THOMPSON,Jake	2-2	100.0	0-0	0-0	0-0	1-1	1-1	51	0

Scoring	td	fg	PAT				dxp	saf	pts
			kick	rush	rcv	pass			
WARREN,Brock	-	6-6	30-32	-	-	-	-	48	
MAYS,Devante	7	-	-	-	-	-	-	42	
HUNT,LaJuan	5	-	-	-	-	-	-	30	
SHARP,Hunter	4	-	-	-	-	-	-	24	
MYERS,Kent	3	-	-	-	-	-	-	18	
HOUSTON,Wyatt	3	-	-	-	-	-	-	18	
ROCQUEMORE,Jon	2	-	-	-	-	-	-	12	
SWINDALL,Brand	1	-	-	-	-	-	-	6	
ROBINSON,Devon	1	-	-	-	-	-	-	6	
RODRIGUEZ,Andr	1	-	-	-	-	-	-	6	
VAN LEEUWEN,Za	1	-	-	-	-	-	-	6	
HOBBS,Damion	1	-	-	-	-	-	-	6	
HERVEY,Justen	1	-	-	-	-	-	-	6	
EVANS,Marwin	1	-	-	-	-	-	-	6	
MOALA,David	1	-	-	-	-	-	-	6	
Total	33	8-8	30-33	-	-	-	1	256	
Opponents	25	8-9	21-23	-	1	1-2	-	197	

Score by Quarters	1st	2nd	3rd	4th	OT	Total
Utah State	46	111	41	58	0	256
Opponents	53	62	35	47	0	197

Interceptions	no.	yds	avg	td	lg
DAVIS,Jalen	2	16	8.0	0	16
CENTERS,Devin	2	-5	-2.5	0	0
EVANS,Marwin	1	90	90.0	1	90
GREEN,Torrey	1	9	9.0	0	9
PAINTER,Jentz	1	0	0.0	0	0
CARMEN,Brock	1	19	19.0	0	19

Punting	no.	yds	avg	lg	tb	fc	i20	50+	blk
DALTON,Aaron	46	1822	39.6	58	2	17	13	4	1
TEAM	1	0	0.0	0	0	0	0	0	0

Punt Returns	no.	yds	avg	td	lg
RODRIGUEZ,Andr	13	171	13.2	1	88
DAVIS,Jalen	6	57	9.5	0	35
SHARP,Hunter	5	-10	-2.0	0	8
HAYES,Bryant	1	18	18.0	0	0
CARMEN,Brock	1	18	18.0	0	0
ROCQUEMORE,Jon	0	14	0.0	1	14
Total	26	268	10.3	2	88
Opponents	15	133	8.9	0	38

Kick Returns	no.	yds	avg	td	lg
DAVIS,Jalen	6	106	17.7	0	20
SHARP,Hunter	5	124	24.8	0	60
WILLIAMS,Kenne	4	97	24.2	0	39
HUNT,LaJuan	1	13	13.0	0	13
HORNE,Landon	1	2	2.0	0	2
LARSEN,Derek	1	9	9.0	0	9
Total	18	351	19.5	0	60
Opponents	17	353	20.8	0	45

All Purpose	g	rush	rcv	pr	kr	ir	total	avg/g
MAYS,Devante	8	586	9	0	0	0	595	74.4
SHARP,Hunter	6	18	364	-10	124	0	496	82.7
HUNT,LaJuan	8	274	131	0	13	0	418	52.2
MYERS,Kent	5	313	0	0	0	0	313	62.6
RODRIGUEZ,An	8	0	114	171	0	0	285	35.6
ROBINSON,Dev	8	-2	266	0	0	0	264	33.0
DAVIS,Jalen	8	0	0	57	106	16	179	22.4
HOUSTON,Wyat	8	0	161	0	0	0	161	20.1
WILLIAMS,Kenn	8	16	39	0	97	0	152	19.0
SWINDALL,Bran	7	0	95	0	0	0	95	13.6
Total	8	1456	1503	268	351	129	3707	463.4
Opponents	8	1152	1450	133	353	104	3192	399.0





Team Statistics	USU	OPP
SCORING	256	197
Points Per Game	32.0	24.6
Points Off Turnovers	68	45
FIRST DOWNS	156	145
Rushing	70	60
Passing	68	70
Penalty	18	15
RUSHING YARDAGE	1456	1152
Yards gained rushing	1598	1354
Yards lost rushing	142	202
Rushing Attempts	307	322
Average Per Rush	4.7	3.6
Average Per Game	182.0	144.0
TDs Rushing	17	16
PASSING YARDAGE	1503	1450
Comp-Att-Int	128-212-6	128-231-8
Average Per Pass	7.1	6.3
Average Per Catch	11.7	11.3
Average Per Game	187.9	181.2
TDs Passing	12	9
TOTAL OFFENSE	2959	2602
Total Plays	519	553
Average Per Play	5.7	4.7
Average Per Game	369.9	325.2
KICK RETURNS: #-Yards	18-351	17-353
PUNT RETURNS: #-Yards	26-268	15-133
INT RETURNS: #-Yards	8-129	6-104
KICK RETURN AVERAGE	19.5	20.8
PUNT RETURN AVERAGE	10.3	8.9
INT RETURN AVERAGE	16.1	17.3
FUMBLES-LOST	12-7	15-10
PENALTIES-Yards	60-577	50-429
Average Per Game	72.1	53.6
PUNTS-Yards	47-1822	48-1894
Average Per Punt	38.8	39.5
Net punt average	35.1	33.9
KICKOFFS-Yards	48-3059	41-2536
Average Per Kick	63.7	61.9
Net kick average	40.8	41.7
TIME OF POSSESSION/Game	29:20	30:40
3RD-DOWN Conversions	35/104	39/120
3rd-Down Pct	34%	32%
4TH-DOWN Conversions	7/11	11/18
4th-Down Pct	64%	61%
SACKS BY-Yards	20-125	9-55
MISC YARDS	0	0
TOUCHDOWNS SCORED	33	25
FIELD GOALS-ATTEMPTS	8-8	8-9
ON-SIDE KICKS	0-0	0-1
RED-ZONE SCORES	(23-27) 85%	(24-27) 89%
RED-ZONE TOUCHDOWNS	(17-27) 63%	(19-27) 70%
PAT-ATTEMPTS	(30-33) 91%	(21-23) 91%
ATTENDANCE	86741	161913
Games/Avg Per Game	4/21685	4/40478
Neutral Site Games		0/0

Score by Quarters	1st	2nd	3rd	4th	OT	Total
Utah State	46	111	41	58	0	256
Opponents	53	62	35	47	0	197





2015 UTAH STATE FOOTBALL STATS

Rushing	gp	att	gain	loss	net	avg	td	lg	avg/g
MAYS,Devante	8	83	603	17	586	7.1	7	48	73.2
MYERS,Kent	5	56	362	49	313	5.6	3	39	62.6
HUNT,LaJuan	8	91	305	31	274	3.0	4	33	34.2
HOBBS,Damion	6	16	86	4	82	5.1	1	33	13.7
KEETON,Chuckie	3	23	92	17	75	3.3	0	14	25.0
LINDSEY,Tonny	5	7	55	0	55	7.9	0	17	11.0
HERVEY,Justen	5	13	52	0	52	4.0	1	7	10.4
SHARP,Hunter	6	7	22	4	18	2.6	0	8	3.0
WILLIAMS,Kenne	8	3	16	0	16	5.3	0	12	2.0
MOALA,David	7	1	1	0	1	1.0	1	1	0.1
ROBINSON,Devon	8	3	4	6	-2	-0.7	0	4	-0.2
TEAM	5	4	0	14	-14	-3.5	0	0	-2.8
Total	8	307	1598	142	1456	4.7	17	48	182.0
Opponents	8	322	1354	202	1152	3.6	16	62	144.0

Passing	gp	effic	comp-att-int	pct	yds	td	lg	avg/g
MYERS,Kent	5	161.99	69-106-1	65.1	893	9	51	178.6
KEETON,Chuckie	3	95.75	55-101-5	54.5	537	2	51	179.0
HOBBS,Damion	6	268.64	4-5-0	80.0	73	1	34	12.2
Total	8	132.95	128-212-6	60.4	1503	12	51	187.9
Opponents	8	114.07	128-231-8	55.4	1450	9	81	181.2

Receiving	gp	no.	yds	avg	td	lg	avg/g
SHARP,Hunter	6	28	364	13.0	4	49	60.7
ROBINSON,Devon	8	18	266	14.8	1	51	33.2
HUNT,LaJuan	8	17	131	7.7	1	51	16.4
RODRIGUEZ,Andr	8	14	114	8.1	0	25	14.2
HOUSTON,Wyatt	8	13	161	12.4	3	34	20.1
ROBERTS,Braelo	5	9	72	8.0	0	11	14.4
SWINDALL,Brand	7	7	95	13.6	1	19	13.6
VAN LEEUWEN,Za	7	6	61	10.2	1	16	8.7
FOX,Tyler	8	4	50	12.5	0	21	6.2
WILLIAMS,Kenne	8	4	39	9.8	0	20	4.9
RAYMOND,DAX	4	3	50	16.7	0	22	12.5
COLSTON-GREEN,J	6	2	54	27.0	1	34	9.0
COPIER,Chris	4	1	35	35.0	0	35	8.8
MAYS,Devante	8	1	9	9.0	0	9	1.1
LINDSEY,Tonny	5	1	2	2.0	0	2	0.4
Total	8	128	1503	11.7	12	51	187.9
Opponents	8	128	1450	11.3	9	81	181.2

Punt Returns	no.	yds	avg	td	lg
RODRIGUEZ,Andr	13	171	13.2	1	88
DAVIS,Jalen	6	57	9.5	0	35
SHARP,Hunter	5	-10	-2.0	0	8
HAYES,Bryant	1	18	18.0	0	0
CARMEN,Brock	1	18	18.0	0	0
ROCQUEMORE,Jon	0	14	0.0	1	14
Total	26	268	10.3	2	88
Opponents	15	133	8.9	0	38

Interceptions	no.	yds	avg	td	lg
CENTERS,Devin	2	-5	-2.5	0	0
DAVIS,Jalen	2	16	8.0	0	16
CARMEN,Brock	1	19	19.0	0	19
GREEN,Torrey	1	9	9.0	0	9
PAINTER,Jentz	1	0	0.0	0	0
EVANS,Marwin	1	90	90.0	1	90
Total	8	129	16.1	1	90
Opponents	6	104	17.3	0	96

Kick Returns	no.	yds	avg	td	lg
DAVIS,Jalen	6	106	17.7	0	20
SHARP,Hunter	5	124	24.8	0	60
WILLIAMS,Kenne	4	97	24.2	0	39
HUNT,LaJuan	1	13	13.0	0	13
HORNE,Landon	1	2	2.0	0	2
LARSEN,Derek	1	9	9.0	0	9
Total	18	351	19.5	0	60
Opponents	17	353	20.8	0	45

Fumble Returns	no.	yds	avg	td	lg
FACKRELL,Kyler	1	12	12.0	0	12
ROCQUEMORE,Jon	1	97	97.0	1	97
FLOYD,Tyler	1	7	7.0	0	7
Total	3	116	38.7	1	97
Opponents	0	0	0.0	0	0



2015 UTAH STATE FOOTBALL STATS



Scoring	td	fg	PAT				dxd	saf	pts
			kick	rush	rcv	pass			
WARREN,Brock	-	6-6	30-32	-	-	-	-	48	
MAYS,Devante	7	-	-	-	-	-	-	42	
HUNT,LaJuan	5	-	-	-	-	-	-	30	
SHARP,Hunter	4	-	-	-	-	-	-	24	
HOUSTON,Wyatt	3	-	-	-	-	-	-	18	
MYERS,Kent	3	-	-	-	-	-	-	18	
ROCQUEMORE,Jon	2	-	-	-	-	-	-	12	
SWINDALL,Brand	1	-	-	-	-	-	-	6	
VAN LEEUWEN,Za	1	-	-	-	-	-	-	6	
ROBINSON,Devon	1	-	-	-	-	-	-	6	
MOALA,David	1	-	-	-	-	-	-	6	
EVANS,Marwin	1	-	-	-	-	-	-	6	
COLSTON-GREEN,J	1	-	-	-	-	-	-	6	
HERVEY,Justen	1	-	-	-	-	-	-	6	
HOBBS,Damion	1	-	-	-	-	-	-	6	
RODRIGUEZ,Andr	1	-	-	-	-	-	-	6	
THOMPSON,Jake	-	2-2	0-1	-	-	-	-	6	
GREEN,Torrey	-	-	-	-	-	-	1	2	
TEAM	-	-	-	-	-	-	1	2	
Total	33	8-8	30-33	-	-	-	1	1	256
Opponents	25	8-9	21-23	-	1	1-2	-	-	197

Total Offense	g	plays	rush	pass	total	avg/g
MYERS,Kent	5	162	313	893	1206	241.2
KEETON,Chuckie	3	124	75	537	612	204.0
MAYS,Devante	8	83	586	0	586	73.2
HUNT,LaJuan	8	91	274	0	274	34.2
HOBBS,Damion	6	21	82	73	155	25.8
LINDSEY,Tonny	5	7	55	0	55	11.0
HERVEY,Justen	5	13	52	0	52	10.4
SHARP,Hunter	6	7	18	0	18	3.0
WILLIAMS,Kenne	8	3	16	0	16	2.0
MOALA,David	7	1	1	0	1	0.1
ROBINSON,Devon	8	3	-2	0	-2	-0.2
TEAM	5	4	-14	0	-14	-2.8
Total	8	519	1456	1503	2959	369.9
Opponents	8	553	1152	1450	2602	325.2

Field Goals	fg	pct.	01-19	20-29	30-39	40-49	50-99	lg	blk
WARREN,Brock	6-6	100.0	0-0	3-3	2-2	1-1	0-0	40	0
THOMPSON,Jake	2-2	100.0	0-0	0-0	0-0	1-1	1-1	51	0

FG Sequence	Utah State	Opponents
Southern Utah	(30)	(36)
UTAH	-	(37)
Washington	(22)	(48)
Colorado State	(48),(23),(40),(34)	(42)
Fresno State	-	-
Boise State	(51)	(46),(41)
San Diego State	-	(41),(21),36
Wyoming	(22)	-

Punting	no.	yds	avg	lg	tb	fc	i20	50+	blk
DALTON,Aaron	46	1822	39.6	58	2	17	13	4	1
TEAM	1	0	0.0	0	0	0	0	0	0
Total	47	1822	38.8	58	2	17	13	4	1
Opponents	48	1894	39.5	65	0	13	7	7	2

Kickoffs	no.	yds	avg	tb	ob	retn	net	ydln
THOMPSON,Jake	48	3059	63.7	30	1			
Total	48	3059	63.7	30	1	20.8	40.8	24
Opponents	41	2536	61.9	19	3	19.5	41.7	23

Numbers in (parentheses) indicate field goal was made.





2015 UTAH STATE FOOTBALL STATS

All Purpose	g	rush	rcv	pr	kr	ir	total	avg/g
MAYS,Devante	8	586	9	0	0	0	595	74.4
SHARP,Hunter	6	18	364	-10	124	0	496	82.7
HUNT,LaJuan	8	274	131	0	13	0	418	52.2
MYERS,Kent	5	313	0	0	0	0	313	62.6
RODRIGUEZ,An	8	0	114	171	0	0	285	35.6
ROBINSON,Dev	8	-2	266	0	0	0	264	33.0
DAVIS,Jalen	8	0	0	57	106	16	179	22.4
HOUSTON,Wyat	8	0	161	0	0	0	161	20.1
WILLIAMS,Kenn	8	16	39	0	97	0	152	19.0
SWINDALL,Bran	7	0	95	0	0	0	95	13.6
EVANS,Marwin	8	0	0	0	0	90	90	11.2
HOBBS,Damion	6	82	0	0	0	0	82	13.7
KEETON,Chucki	3	75	0	0	0	0	75	25.0
ROBERTS,Brael	5	0	72	0	0	0	72	14.4
VAN LEEUWEN,	7	0	61	0	0	0	61	8.7
LINDSEY,Tonny	5	55	2	0	0	0	57	11.4
COLSTON-GRE	6	0	54	0	0	0	54	9.0
HERVEY,Justen	5	52	0	0	0	0	52	10.4
RAYMOND,DAX	4	0	50	0	0	0	50	12.5
FOX,Tyler	8	0	50	0	0	0	50	6.2
CARMEN,Brock	8	0	0	18	0	19	37	4.6
COPIER,Chris	4	0	35	0	0	0	35	8.8
HAYES,Bryant	4	0	0	18	0	0	18	4.5
ROCQUEMORE	8	0	0	14	0	0	14	1.8
GREEN,Torrey	8	0	0	0	0	9	9	1.1
LARSEN,Derek	4	0	0	0	9	0	9	2.2
HORNE,Landon	7	0	0	0	2	0	2	0.3
MOALA,David	7	1	0	0	0	0	1	0.1
CENTERS,Devi	8	0	0	0	0	-5	-5	-0.6
TEAM	5	-14	0	0	0	0	-14	-2.8
Total	8	1456	1503	268	351	129	3707	463.4
Opponents	8	1152	1450	133	353	104	3192	399.0



2015 UTAH STATE FOOTBALL STATS



##	Defensive Leaders	gp	Tackles				Sacks no-yds	Pass defense			Fumbles		blkd	
			ua	a	tot	tfl/yds		int-yds	brup	qbh	rcv-yds	ff	kick	saf
41	VIGIL,Nick	8	38	51	89	8.5-36	3.0-28	.	2	3	1-0	2	.	.
9	FACKRELL,Kyler	8	23	30	53	11.0-27	3.0-11	.	.	10	4-12	2	.	.
5	FILIAGA,LT	8	12	40	52	0.5-1	.	.	1
24	EVANS,Marwin	8	15	22	37	6.5-21	2.0-11	1-90	4	.	.	2	.	.
37	CENTERS,Devin	8	21	15	36	.	.	2--5	2
97	NIELSEN,Jordan	8	13	22	35	3.5-12	2.0-9	.	1	.	2-0	.	.	.
13	DAVIS,Jalen	8	17	13	30	3.0-11	1.0-9	2-16	7	2	.	1	.	.
39	GREEN,Torrey	8	12	14	26	6.5-24	3.0-19	1-9	.	1
51	MOALA,David	7	11	13	24	6.0-16	2.0-7	1	1	.
27	ROCQUEMORE,Jon	8	16	7	23	2.0-4	.	.	1	.	1-97	1	.	.
17	HINES,Deshane	7	9	13	22	.	.	.	4	.	.	1	.	.
15	FLOYD,Tyler	8	14	8	22	2.0-8	1.0-5	.	1	.	1-7	.	.	.
95	ALI'IFUA,Ricky	7	6	8	14	4.0-31	3.0-26	1	.	.
52	TAYLOR,John	8	6	7	13
91	TAUFA,Siua	8	1	11	12	0.5-1
1	GRAY,Daniel	8	7	5	12	0.5-0	.	.	1
31	PAINTER,Jentz	8	6	3	9	.	.	1-0	1
98	FAIMALO,Edmund	8	5	4	9	1
18	ANDERSEN,Chase	8	4	4	8
20	CARMEN,Brock	8	3	4	7	.	.	1-19	1	.
22	HAYES,Bryant	4	3	4	7	1-0	.	1	.
19	TOGIAI,Ian	8	1	6	7	0.5-0	.	.	.	1
23	OKONKWO,Michae	8	2	5	7
56	SCHUSTER,Gaset	8	1	5	6
45	BALDOMERO,Jaro	8	1	3	4
12	HUERTA,Alex	7	3	1	4	.	.	.	1
58	GALEA'I,Salano	8	2	.	2
TM	TEAM	5	2	.	2	1
28	WADE,Aaron	8	2	.	2
42	HAROLD,La'Brad	4	1	1	2
89	DALTON,Aaron	8	.	1	1
3A	AMADI,Promise	2	1	.	1	1	.	.
83	HOUSTON,Wyatt	8	1	.	1
2	ELLISON,Marqua	3	1	.	1
82	RODRIGUEZ,Andr	8	1	.	1
4	SHARP,Hunter	6	1	.	1
76	SIMONICH,Jake	8	1	.	1
49	LARSEN,Derek	4	1	.	1
36	THOMPSON,Jake	8	1	.	1
Total		8	265	320	585	55-192	20-125	8-129	26	18	10-116	12	3	1
Opponents		8	263	326	589	48-137	9-55	6-104	20	4	7-0	8	2	.





2015 UTAH STATE FOOTBALL STATS

TEAM STATISTICS

Date	Opponent	Rushing				Receiving				Passing				Kick Returns				Punt Returns				tot off
		no.	yds	td	lg	no.	yds	td	lg	cmp-att-int	yds	td	lg	no.	yds	td	lg	no.	yds	td	lg	
Sep 03	SOUTHERN UTAH	35	140	0	39	16	110	0	15	16-33-1	110	0	15	0	0	0	0	10	171	1	88	250
Sep 11	at UTAH	32	117	0	14	22	256	2	51	22-35-2	256	2	51	1	13	0	13	3	19	0	14	373
Sep 19	at Washington	30	83	1	20	17	171	0	49	17-33-2	171	0	49	3	98	0	60	1	-1	0	0	254
Oct 03	COLORADO STATE	45	298	2	34	12	137	1	42	12-21-0	137	1	42	3	46	0	18	2	9	0	8	435
Oct 10	at Fresno State	43	201	7	41	19	281	1	44	19-27-0	281	1	44	2	36	0	19	4	6	0	6	482
Oct 16	BOISE STATE	43	177	3	48	17	157	3	51	17-24-0	157	3	51	2	27	0	18	1	8	0	8	334
Oct 23	at San Diego State	36	144	1	26	9	95	1	45	9-20-1	95	1	45	4	88	0	39	2	7	0	4	239
Oct 30	WYOMING	43	296	3	28	16	296	4	35	16-19-0	296	4	35	3	43	0	24	3	49	1	20	592
Utah State		307	1456	17	48	128	1503	12	51	128-212-6	1503	12	51	18	351	0	60	26	268	2	88	2959
		322	1152	16	62	128	1450	9	81	128-231-8	1450	9	81	17	353	0	45	15	133	0	38	2602

Games: 8 • Avg/rush: 4.7 • Avg/catch: 11.7 • Pass effic: 132.95 • KR avg: 19.5 • PR avg: 10.3 • All purpose avg/game: 463.4 • Total offense avg/gm: 369.9

Date	Opponent	Tackles				Sacks	Fumble		Pass Defense			blkd	PAT Attempts			off		
		ua	a	total	tfl-yds	no-yds	ff	fr-yds	int-yds	qbh	brup	kick	kick	rush	rcv	saf	t/o	pts
Sep 03	SOUTHERN UTAH	26	40	66	10.0-25	5.0-16	0	0-0	0-0	3	7	1	1-1	0	0	0	0	12
Sep 11	at UTAH	38	50	88	2.0-5	0.0-0	0	0-0	0-0	0	1	0	2-2	0	0	0	0	14
Sep 19	at Washington	37	34	71	7.0-14	1.0-4	2	2-104	1-0	0	0	0	2-2	0	0	0	7	17
Oct 03	COLORADO STATE	27	50	77	6.0-30	3.0-24	3	2-12	1-0	7	10	0	3-3	0	0	0	6	33
Oct 10	at Fresno State	47	4	51	10.0-34	5.0-25	2	1-0	3-14	0	0	1	6-8	0	0	1	20	56
Oct 16	BOISE STATE	26	42	68	10.0-52	4.0-41	5	5-0	3-115	5	3	0	7-7	0	0	0	35	52
Oct 23	at San Diego State	41	42	83	6.0-20	1.0-8	0	0-0	0-0	0	1	0	2-2	0	0	0	0	14
Oct 30	WYOMING	23	58	81	4.0-12	1.0-7	0	0-0	0-0	3	4	1	7-8	0	0	0	0	58
Utah State		265	320	585	55.0-192	20.0-125	12	10-116	8-129	18	26	3	30-33	0	0	1	68	256
		263	326	589	48.0-137	9.0-55	8	7-0	6-104	4	20	2	21-23	0	1	0	45	197

Date	Opponent	Punting							Field Goals			Kickoffs						
		no.	yds	avg	long	blkd	tb	fc	50+	i20	md-att	long	blkd	no.	yds	avg	tb	ob
Sep 03	SOUTHERN UTAH	14	463	33.1	48	1	0	6	0	3	1-1	30	0	3	194	64.7	2	1
Sep 11	at UTAH	5	208	41.6	49	0	0	0	0	1	0-0	0	0	3	195	65.0	2	0
Sep 19	at Washington	4	139	34.8	42	0	0	2	0	1	1-1	22	0	4	243	60.8	1	0
Oct 03	COLORADO STATE	4	180	45.0	58	0	1	1	1	1	4-4	48	0	8	513	64.1	5	0
Oct 10	at Fresno State	6	252	42.0	49	0	1	2	0	2	0-0	0	0	9	572	63.6	5	0
Oct 16	BOISE STATE	7	282	40.3	51	0	0	2	1	2	1-1	51	0	8	520	65.0	7	0
Oct 23	at San Diego State	6	260	43.3	56	0	0	4	2	3	0-0	0	0	3	177	59.0	1	0
Oct 30	WYOMING	1	38	38.0	38	0	0	0	0	0	1-1	22	0	10	645	64.5	7	0
Utah State		47	1822	38.8	58	1	2	17	4	13	8-8	51	0	48	3059	63.7	30	1
		48	1894	39.5	65	2	0	13	7	7	8-9	48	0	41	2536	61.9	19	3





OPPONENT STATISTICS

Date	Opponent	Rushing				Receiving				Passing				Kick Returns				Punt Returns				tot off
		no.	yds	td	lg	no.	yds	td	lg	cmp-att-int	yds	td	lg	no.	yds	td	lg	no.	yds	td	lg	
Sep 03	SOUTHERN UTAH	30	52	0	11	17	111	1	27	17-34-0	111	1	27	0	0	0	0	5	38	0	9	163
Sep 11	at UTAH	44	195	3	38	17	132	0	14	17-22-0	132	0	14	1	17	0	17	5	37	0	30	327
Sep 19	at Washington	35	74	1	13	22	368	3	81	22-31-1	368	3	81	3	61	0	29	0	0	0	0	442
Oct 03	COLORADO STATE	31	109	1	25	21	252	1	43	21-46-1	252	1	43	3	58	0	23	2	13	0	15	361
Oct 10	at Fresno State	42	82	1	11	10	112	1	42	10-20-3	112	1	42	4	85	0	45	1	6	0	6	194
Oct 16	BOISE STATE	30	34	3	15	25	299	0	38	25-50-3	299	0	38	1	16	0	16	2	39	0	38	333
Oct 23	at San Diego State	61	336	5	62	6	93	1	34	6-10-0	93	1	34	2	43	0	22	0	0	0	0	429
Oct 30	WYOMING	49	270	2	47	10	83	2	17	10-18-0	83	2	17	3	73	0	27	0	0	0	0	353
Opponents		322	1152	16	62	128	1450	9	81	128-231-8	1450	9	81	17	353	0	45	15	133	0	38	2602
		307	1456	17	48	128	1503	12	51	128-212-6	1503	12	51	18	351	0	60	26	268	2	88	2959

Games: 8 • Avg/rush: 3.6 • Avg/catch: 11.3 • Pass effic: 114.07 • KR avg: 20.8 • PR avg: 8.9 • All purpose avg/game: 399.0 • Total offense avg/gm: 325.2

Date	Opponent	Tackles				Sacks no-yds	Fumble		Pass Defense			blkd kick	PAT Attempts			off				
		ua	a	total	tfl-yds		ff	fr-yds	int-yds	qbh	brup		kick	rush	rcv	saf	t/o	pts		
Sep 03	SOUTHERN UTAH	30	54	84	8.0-16	1.0-3	0	0-0	1-0	2	7	1	0-1	0	0	0	0	0	0	9
Sep 11	at UTAH	37	26	63	4.0-19	2.0-15	2	1-0	2-0	0	1	0	3-3	0	0	0	0	0	0	24
Sep 19	at Washington	30	38	68	6.0-15	0.0-0	1	0-0	2-96	0	3	0	4-4	0	0	0	0	7	31	
Oct 03	COLORADO STATE	23	62	85	10.0-28	1.0-7	0	0-0	0-0	0	1	0	1-1	0	1	0	0	0	18	
Oct 10	at Fresno State	55	6	61	5.0-18	2.0-13	1	1-0	0-0	0	0	0	2-2	0	0	0	0	7	14	
Oct 16	BOISE STATE	22	74	96	11.0-28	2.0-11	1	1-0	0-0	1	3	0	2-2	0	0	0	0	7	26	
Oct 23	at San Diego State	36	20	56	2.0-7	1.0-6	3	3-0	1-8	1	2	0	6-6	0	0	0	0	17	48	
Oct 30	WYOMING	30	46	76	2.0-6	0.0-0	0	1-0	0-0	0	3	1	3-4	0	0	0	0	7	27	
Opponents		263	326	589	48.0-137	9.0-55	8	7-0	6-104	4	20	2	21-23	0	1	0	0	45	197	
		265	320	585	55.0-192	20.0-125	12	10-116	8-129	18	26	3	30-33	0	0	1	68	256		

Date	Opponent	Punting							Field Goals			Kickoffs						
		no.	yds	avg	long	blkd	tb	fc	50+	i20	md-att	long	blkd	no.	yds	avg	tb	ob
Sep 03	SOUTHERN UTAH	15	661	44.1	65	0	0	4	3	2	1-1	36	0	3	195	65.0	3	0
Sep 11	at UTAH	6	256	42.7	53	0	0	2	2	1	1-1	37	0	5	276	55.2	2	1
Sep 19	at Washington	2	105	52.5	56	0	0	0	1	1	1-1	48	0	6	386	64.3	3	0
Oct 03	COLORADO STATE	5	199	39.8	61	0	0	1	1	0	1-1	42	0	4	254	63.5	1	0
Oct 10	at Fresno State	6	183	30.5	42	1	0	0	0	0	0-0	0	0	4	255	63.8	2	0
Oct 16	BOISE STATE	3	125	41.7	47	0	0	2	0	0	2-2	46	0	5	305	61.0	3	0
Oct 23	at San Diego State	5	179	35.8	46	0	0	3	0	2	2-3	41	0	9	567	63.0	4	1
Oct 30	WYOMING	6	186	31.0	47	1	0	1	0	1	0-0	0	0	5	298	59.6	1	1
Opponents		48	1894	39.5	65	2	0	13	7	7	8-9	48	0	41	2536	61.9	19	3
		47	1822	38.8	58	1	2	17	4	13	8-8	51	0	48	3059	63.7	30	1





2015 UTAH STATE FOOTBALL STATS

GAME-BY-GAME STARTERS

OFFENSE	LT	LG	OC	RG	RT	TE/RB*	WR/TE*	WR	WR	RB	QB
Southern Utah	Albrecht	Wysocki	Stephens	Fisilau	Simonich	Houston	Robinson	Van Leeuwen	Rodriguez	Hunt	Keeton
at Utah	Albrecht	Wysocki	Stephens	Fisilau	Simonich	Mays*	Robinson	Van Leeuwen	Rodriguez	Hunt	Keeton
at Washington	Albrecht	Wysocki	Stephens	Fisilau	Simonich	Houston	Robinson	Van Leeuwen	Rodriguez	Hunt	Keeton
Colorado St.	Albrecht	Wysocki	Stephens	Fisilau	Simonich	Houston	Robinson	Sharp	Rodriguez	Hunt	Myers
at Fresno St.	Albrecht	Mosley	Stephens	Fisilau	Simonich	Houston	Togiai*	Sharp	Swindall	Hunt	Myers
Boise St.	Albrecht	Mosley	Stephens	Fisilau	Simonich	Houston	Robinson	Sharp	Rodriguez	Hunt	Myers
at San Diego St.	Albrecht	Mosley	Stephens	Fisilau	Simonich	Togiai	Robinson	Sharp	Rodriguez	Mays	Myers
Wyoming	Albrecht	Mosley	Stephens	Fisilau	Simonich	Houston	Copier*	Sharp	Roberts	Mays	Myers
at New Mexico											
at Air Force											
Nevada											
BYU											

DEFENSE	DE	NG	DE	LB	LB	LB	CB	CB/FS*	CB	FS/LB*	SS
Southern Utah	Nielsen	Moala	Ali'ifua	Fackrell	Filiaga	Vigil	Davis	Floyd	Hines	Centers	Evans
at Utah	Nielsen	Moala	Ali'ifua	Fackrell	Filiaga	Vigil	Davis	Floyd	Gray	Centers	Evans
at Washington	Nielsen	Moala	Ali'ifua	Fackrell	Filiaga	Vigil	Davis	Floyd	Hines	Centers	Evans
Colorado St.	Nielsen	Moala	Ali'ifua	Fackrell	Filiaga	Vigil	Davis	Floyd	Hines	Centers	Evans
at Fresno St.	Nielsen	Moala	Ali'ifua	Fackrell	Filiaga	Vigil	Davis	Gray	Hines	Centers	Evans
Boise St.	Nielsen	Moala	Ali'ifua	Fackrell	Filiaga	Vigil	Davis	Hayes	Hines	Centers	Evans
at San Diego St.	Nielsen	Taylor	Ali'ifua	Fackrell	Filiaga	Vigil	Davis	Green*	Hines	Centers	Evans
Wyoming	Nielsen	Taylor	Taufa	Fackrell	Filiaga	Vigil	Davis	Floyd*	Hines	Green	Evans
at New Mexico											
at Air Force											
Nevada											
BYU											

GAME-BY-GAME STATISTICS

OFFENSE (att-yds-TD-LG)	Rushing	Passing (C-A-TD-YD-INT-LG)	Total Off.	FD	TO	Pen.	Punts	Time	Pts.
Southern Utah	35-140-0-39	16-33-0-110-1-15	68-250-0-39	15	1	11-123	14-463	30:12	12
at Utah	32-117-0-14	22-35-2-256-2-51	67-373-2-51	21	3	6-61	5-208	26:08	14
at Washington	30-83-1-20	17-33-0-171-2-49	63-254-1-49	13	2	5-25	4-139	27:12	17
Colorado St.	45-298-2-34	12-21-1-137-0-42	66-435-3-42	21	0	12-125	4-180	34:03	33
at Fresno St.	43-201-7-41	19-27-1-281-0-44	70-482-8-44	21	1	7-59	6-252	31:41	56
Boise St.	43-177-3-48	17-24-3-157-0-51	67-334-6-51	15	1	11-104	7-282	35:45	52
at San Diego St.	36-144-1-26	9-20-1-95-1-45	56-239-2-45	16	4	5-55	6-260	22:45	14
Wyoming	43-296-3-28	16-19-4-296-0-35	62-592-7-35	34	1	3-25	1-38	26:55	58
at New Mexico									
at Air Force									
Nevada									
BYU									

DEFENSE (att-yds-TD-LG)	Rushing	Passing (C-A-TD-YD-INT-LG)	Total Off.	FD	TO	Pen.	Punts	Time	Pts.
Southern Utah	30-52-0-11	17-34-1-111-0-27	64-163-1-27	9	0	12-85	15-661	29:48	9
at Utah	44-195-3-38	17-22-0-132-0-14	66-327-3-38	21	0	5-43	6-256	33:52	24
at Washington	35-74-1-13	22-31-3-368-1-81	66-442-4-81	20	3	3-38	2-105	32:48	31
Colorado St.	31-109-1-25	21-46-1-252-1-43	77-361-2-43	24	3	12-110	5-199	25:57	18
at Fresno St.	42-82-1-11	10-20-1-112-3-42	62-194-2-42	10	4	5-30	6-183	28:19	14
Boise St.	30-34-3-15	25-50-0-299-3-38	80-333-3-38	20	8	3-30	3-125	24:15	26
at San Diego St.	61-336-5-62	6-10-1-93-1-34	71-429-6-62	19	0	6-60	5-179	37:15	48
Wyoming	49-270-2-47	10-18-2-83-0-17	67-353-4-47	22	0	4-33	5-298	33:05	27
at New Mexico									
at Air Force									
Nevada									
BYU									

RUSHING (att-yds-TD-LG)	Lindsey	Hervey	Hobbs	Hunt	Keeton	Mays	Moala	Myers	Robinson	Sharp	Williams
Southern Utah	0-0-0-0	0-0-0-0	0-0-0-0	23-80-0-14	6-7-0-9	4-51-0-39	0-0-0-0	0-0-0-0	1-4-0-4	0-0-0-0	0-0-0-0
at Utah	0-0-0-0	0-0-0-0	0-0-0-0	14-37-0-8	12-46-0-14	6-34-0-10	0-0-0-0	0-0-0-0	0-0-0-0	0-0-0-0	0-0-0-0
at Washington	0-0-0-0	0-0-0-0	2-3-0-5	13-40-0-10	5-22-0-8	6-22-0-20	1-1-1-1	0-0-0-0	1-(-2)-0-(-2)	1-(-3)-0-(-3)	0-0-0-0
Colorado St.	0-0-0-0	0-0-0-0	2-5-0-3	13-37-1-33	0-0-0-0	10-60-0-30	0-0-0-0	16-191-1-34	1-(-4)-0-(-4)	1-8-0-8	1-1-0-1
at Fresno St.	4-16-0-5	6-20-1-5	4-50-1-33	12-41-2-15	0-0-0-0	9-92-3-41	0-0-0-0	5-(-10)-0-2	0-0-0-0	1-1-0-1	1-3-0-3
Boise St.	0-0-0-0	0-0-0-0	6-21-0-8	8-18-1-7	0-0-0-0	11-63-1-48	0-0-0-0	14-63-1-39	0-0-0-0	4-12-0-6	0-0-0-0
at San Diego St.	0-0-0-0	4-18-0-7	0-0-0-0	6-16-0-6	0-0-0-0	15-88-1-26	0-0-0-0	11-22-0-16	0-0-0-0	0-0-0-0	0-0-0-0
Wyoming	3-39-0-17	3-14-0-7	1-2-0-2	2-5-0-3	0-0-0-0	22-176-2-28	0-0-0-0	11-48-1-12	0-0-0-0	0-0-0-0	1-12-0-12
at New Mexico											
at Air Force											
Nevada											
BYU											



2015 UTAH STATE FOOTBALL STATS



PASSING

(c-a-i-yds-TD-LG)	Hobbs	Keeton	Myers
Southern Utah	0-0-0-0-0-0	16-33-1-110-0-25	0-0-0-0-0-0
at Utah	0-0-0-0-0-0	22-35-2-256-2-51	0-0-0-0-0-0
at Washington	0-0-0-0-0-0	17-33-2-171-0-49	0-0-0-0-0-0
Colorado St.	0-0-0-0-0-0	0-0-0-0-0-0	12-21-0-137-1-42
at Fresno St.	1-2-0-21-0-21	0-0-0-0-0-0	18-25-0-260-1-44
Boise St.	0-0-0-0-0-0	0-0-0-0-0-0	17-24-0-157-3-51
at San Diego St.	1-1-0-2-0-2	0-0-0-0-0-0	8-10-1-93-1-45
Wyoming	2-2-0-50-1-34	0-0-0-0-0-0	14-17-0-246-3-35
at New Mexico			
at Air Force			
Nevada			
BYU			

RECEIVING

(no-yds-TD-LG)	Fox	Houston	Hunt	Lindsey	Mays	Raymond	Roberts	Robinson	Rodriguez	Sharp	Swindall	Van Leeuwen	Williams
Southern Utah	1-3-0-3	2-19-0-13	2-0-0-0	0-0-0-0	1-9-0-9	0-0-0-0	4-25-0-8	3-29-0-13	2-20-0-15	0-0-0-0	0-0-0-0	0-0-0-0	1-5-0-5
at Utah	2-26-0-15	3-26-0-16	3-11-1-8	0-0-0-0	0-0-0-0	1-9-0-9	1-9-0-9	6-119-0-51	1-5-0-5	0-0-0-0	0-0-0-0	4-31-1-15	1-20-0-20
at Washington	0-0-0-0	0-0-0-0	3-29-0-16	0-0-0-0	0-0-0-0	1-19-0-19	0-0-0-0	1-4-0-4	4-22-0-10	6-74-0-49	0-0-0-0	1-14-0-14	1-9-0-9
Colorado St.	0-0-0-0	0-0-0-0	2-15-0-11	0-0-0-0	0-0-0-0	1-22-0-22	0-0-0-0	2-22-0-17	2-10-0-5	4-63-1-42	0-0-0-0	0-0-0-0	0-0-0-0
at Fresno St.	1-21-0-21	2-39-0-34	4-14-0-9	0-0-0-0	0-0-0-0	0-0-0-0	0-0-0-0	4-80-1-44	1-14-0-14	6-99-0-43	1-14-0-14	0-0-0-0	0-0-0-0
Boise St.	0-0-0-0	2-11-1-9	2-51-0-51	0-0-0-0	0-0-0-0	0-0-0-0	0-0-0-0	2-12-0-7	2-15-0-11	7-42-2-21	2-26-0-17	0-0-0-0	0-0-0-0
at San Diego St.	0-0-0-0	0-0-0-0	1-11-0-11	1-2-0-2	0-0-0-0	0-0-0-0	1-11-0-11	0-0-0-0	1-3-0-3	4-63-1-45	0-0-0-0	0-0-0-0	1-5-0-5
Wyoming	0-0-0-0	4-66-2-25	0-0-0-0	0-0-0-0	0-0-0-0	0-0-0-0	3-27-0-11	0-0-0-0	1-25-0-25	1-23-0-23	3-50-1-19	1-16-0-16	0-0-0-0
at New Mexico													
at Air Force													
Nevada													
BYU													

Others: Colston-Green (2-54-1-34 vs. Wyoming); Copier (1-35-0-35 vs. Wyoming).

FIELD GOALS (underlined are good)

(made-att)	Thompson	Warren
Southern Utah	None	<u>30</u>
at Utah	None	None
at Washington	None	<u>22</u>
Colorado St.	<u>48</u>	<u>23, 40, 34</u>
at Fresno St.	None	None
Boise St.	<u>52</u>	None
at San Diego St.	None	None
Wyoming	None	None
at New Mexico		
at Air Force		
Nevada		
BYU		

^ = blocked kick

PUNTING

	(no.-avg.-LG)	50+	In 20	In 10
Southern Utah	13-35.6-48	0	3	1
at Utah	5-41.6-49	0	1	0
at Washington	4-34.8-42	0	1	0
Colorado St.	4-45.0-58	1	1	0
at Fresno St.	6-42.0-49	0	2	1
Boise St.	7-40.3-51	1	2	1
at San Diego St.	6-43.3-56	2	3	0
Wyoming	1-38.0-38	0	0	0
at New Mexico				
at Air Force				
Nevada				
BYU				

PUNT RETURNS

(no-yds-TD-LG)	Carmen	Davis	Hayes	Sharp	Rodriguez
Southern Utah	0-0-0-0	2-35-0-35	0-0-0-0	0-0-0-0	8-136-1-88
at Utah	0-0-0-0	3-19-0-14	0-0-0-0	0-0-0-0	0-0-0-0
at Washington	0-0-0-0	0-0-0-0	0-0-0-0	1-(-1)-0-(-1)	0-0-0-0
Colorado St.	0-0-0-0	0-0-0-0	0-0-0-0	2-9-0-8	0-0-0-0
at Fresno St.	0-0-0-0	0-0-0-0	1-18-0-0	2-(-18)-0-2	1-6-0-6
Boise St.	0-0-0-0	0-0-0-0	0-0-0-0	0-0-0-0	1-8-0-8
at San Diego St.	0-0-0-0	1-3-0-3	0-0-0-0	0-0-0-0	1-4-0-4
Wyoming	1-18-0-18	0-0-0-0	0-0-0-0	0-0-0-0	2-17-0-20
at New Mexico					
at Air Force					
Nevada					
BYU					

KICKOFF RETURNS

(no-yds-TD-LG)	Davis	Horne	Hunt	Larsen	Sharp	Williams
Southern Utah	0-0-0-0	0-0-0-0	0-0-0-0	0-0-0-0	0-0-0-0	0-0-0-0
at Utah	0-0-0-0	0-0-0-0	1-13-0-13	0-0-0-0	0-0-0-0	0-0-0-0
at Washington	0-0-0-0	0-0-0-0	0-0-0-0	0-0-0-0	2-78-0-60	0-0-0-0
Colorado St.	1-18-0-18	0-0-0-0	0-0-0-0	0-0-0-0	2-28-0-18	0-0-0-0
at Fresno St.	1-19-0-19	0-0-0-0	0-0-0-0	0-0-0-0	0-0-0-0	1-17-0-17
Boise St.	0-0-0-0	0-0-0-0	0-0-0-0	1-9-0-9	1-18-0-18	0-0-0-0
at San Diego St.	2-32-0-19	0-0-0-0	0-0-0-0	0-0-0-0	0-0-0-0	2-56-0-39
Wyoming	1-17-0-17	1-2-0-2	0-0-0-0	0-0-0-0	0-0-0-0	1-24-0-24
at New Mexico						
at Air Force						
Nevada						
BYU						





DEFENSIVE TACKLES (S-A-Total)

Table with columns: Defensive Line, Ali'ifua, Faimalo, Moala, Nielsen, Schuster, Taufua, Taylor, Togiati. Rows include Southern Utah, at Utah, at Washington, Colorado St., at Fresno St., Boise St., at San Diego St., Wyoming, at New Mexico, at Air Force, Nevada, BYU.

Table with columns: Linebackers, Andersen, Baldomero, Carmen, Fackrell, Filiaga, Green, Huerta, Larsen, Okonkwo, Vigil. Rows include Southern Utah, at Utah, at Washington, Colorado St., at Fresno St., Boise St., at San Diego St., Wyoming, at New Mexico, at Air Force, Nevada, BYU.

Table with columns: Secondary, Amadi, Centers, Davis, Ellison, Evans, Floyd, Gray, Hayes, Hines, Painter, Rocquemore, Wade. Rows include Southern Utah, at Utah, at Washington, Colorado St., at Fresno St., Boise St., at San Diego St., Wyoming, at New Mexico, at Air Force, Nevada, BYU.

DEFENSIVE SPECIAL PLAYS

Table with columns: Opponent, Sacks, Int., FF, FR, PBU, QBH. Rows include Southern Utah, at Utah, at Washington, Colorado St., at Fresno St., Boise St., at San Diego St., Wyoming, at New Mexico, at Air Force, Nevada, BYU. Includes a footnote: *= TD





2015 CAPTAINS

NO	NAME	YR	POS
2	Kent Myers	SO	QB
5	LT Filiaga	SR	LB
9	Kyler Fackrell	SR	LB
11	Brandon Swindall	SR	WR
12	Alex Huerta	SO	LB
12	DJ Nelson	FR	QB
13	Jalen Davis	SO	CB
16	Chuckie Keeton	SR	QB
19	Ian Togiati	SO	DE
21	LaJuan Hunt	SO	RB
27	Jontrell Rocquemore	FR	S
37	Devin Centers	JR	S
41	Nick Vigil	JR	LB
48	Chase Christiansen	FR	LB
52	John Taylor	SR	DE
59	Austin Stephens	JR	OL
70	Travis Seefeldt	SR	NG
75	Taani Fisilau	SR	OL
76	Jake Simonich	JR	OL
83	Wyatt Houston	JR	TE
88	Braelon Roberts	SO	WR
95	Ricky Ali'ifua	JR	DE
97	Jordan Nielsen	SR	DE

MW POW NOMINEES

(offense-defense-special teams)

	Offense	Defense	Special
SUU	Hunt	Vigil	<u>Rodriguez</u>
Utah	Keeton	Vigil	Dalton
UW	Sharp	Green	Sharp
CSU	<u>Myers</u>	Fackrell	Warren
FS	Mays	Vigil	Dalton
BS	Myers	<u>Fackrell</u>	Thompson
SDSU	Mays	Nielsen	Dalton
WYO	Myers	Vigil	Warren

NM
AFA
NEV
BYU

Underline = 2015 winner

RED ZONE

	Utah State			Opponent		
	#	TD	FG	#	TD	FG
SUU	1	0	1	1	0	1
Utah	3	2	0	4	3	1
UW	3	1	1	3	2	0
CSU	3	0	3	3	2	0
FS	5	5	0	1	1	0
BSU	5	4	0	4	3	1
SDSU	1	0	0	8	5	2
WYO	6	5	1	3	3	0

NM
AFA
NEV
BYU

USU - 27 Poss., 23 Scores (85%)
Opp - 27 Poss., 24 Scores (89%)

POINTS OFF TURNOVERS

	Utah State			Opponent		
	#	TD	FG	#	TD	FG
SUU	0	0	0	1	0	0
Utah	0	0	0	3	0	0
UW	3	1	0	2	1	0
CSU	3	0	2	0	0	0
FS	4	2	0	1	1	0
BS	8	5	0	1	1	0
SDSU	0	0	0	4	2	1
WYO	0	0	0	1	1	0

NM
AFA
NEV
BYU

USU - 18 TO's, 10 Scores (56%)
Opp. - 13 TO's, 7 Scores (54%)

SCORE BY QUARTERS

	Utah State	Opponent
SUU	5-0-0-7=12	6-3-0-0=9
Utah	0-14-0-0=14	7-7-7-3=24
UW	0-10-0-7=17	3-14-14-0=31
CSU	3-14-6-10=33	3-7-0-8=18
FS	7-22-14-13=56	7-0-0-7=14
BS	17-28-7-0=52	3-7-7-9=26
SDSU	0-7-7-0=14	17-17-0-14=48
WYO	14-16-7-21=58	7-7-7-6=27

NM
AFA
NEV
BYU

USU - 46-111-41-58=256
Opp. - 53-62-35-47=197

EXPLOSIVES

(20-Plus Yard Plays)

	Utah State			Opponent		
	Run	Pass	TD	Run	Pass	TD
SUU	1	0	0	0	1	1
Utah	0	3	0	2	0	0
UW	1	1	0	0	5	2
CSU	6	2	3	1	1	0
FS	3	5	3	0	2	1
BS	2	2	2	0	4	0
SDSU	1	1	2	3	2	1
WYO	1	7	2	1	0	1

NM
AFA
NEV
BYU

Totals 15 21 12 7 15 6

INDIVIDUAL EXPLOSIVES

(20-Plus Yard Plays)

(Touchdowns Underlined)

Rushing (15)

Hobbs - 33
Hunt - 33
Mays - 39, 20, 30, 41, 23, 48, 26, 28
Myers - 34, 34, 26, 27, 39

Receiving (21)

Colston-Green - 20, 34
Copier - 35
Fox - 21
Houston - 34, 24, 25
Hunt - 51
Raymond - 22
Rodriguez - 25
Robinson - 39, 51, 28, 44
Sharp - 49, 42, 43, 21, 45, 23
Williams - 20





2015 UTAH STATE FOOTBALL STATS

UTAH STATE SCORING DRIVES				
Opp.	Qtr	Pl-Yds	Time	Score
SUU	1	6-65	3:07	Warren 30 FG
Utah	2	11-85	5:43	Hunt 8 Pass
Utah	2	9-76	1:25	Van Leeuwen 15 Pass
UW	2	9-36	3:09	Warren 22 FG
UW	2	10-75	3:35	Moala 1 Run
CSU	1	9-44	5:08	Thompson 22 FG
CSU	2	3-84	0:54	Sharp 42 Pass
CSU	2	4-61	2:06	Myers 26 Run
CSU	3	4-2	1:16	Warren 23 FG
CSU	3	14-37	6:51	Warren 40 FG
CSU	4	13-70	4:15	Warren 34 FG
CSU	4	6-74	3:11	Hunt 33 Run
FS	1	8-64	2:16	Hunt 15 Run
FS	2	5-54	2:21	Mays 5 Run
FS	2	2-8	0:46	Hunt 3 Run
FS	2	6-68	1:22	Robinson 44 Pass
FS	3	7-75	3:07	Mays 41 Run
FS	3	8-73	4:52	Mays 23 Run
FS	4	2-9	0:48	Hobbs 5 Run
FS	4	6-49	3:04	Hervey 5 Run
BSU	1	9-71	4:57	Houston 2 Pass
BSU	1	7-26	3:17	Thompson 52 FG
BSU	1	3-11	1:18	Sharp 10 Pass
BSU	2	4-15	0:43	Hunt 4 Run
BSU	2	2-46	0:44	Myers 39 Run
BSU	2	1-21	0:07	Sharp 21 Pass
BSU	3	5-75	2:40	Mays 1 Run
SDSU	2	4-73	1:37	Sharp 45 Pass
SDSU	3	6-65	2:43	Mays 26 Run
WYO	1	5-75	2:15	Houston 8 Pass
WYO	1	9-78	4:29	Mays 11 Run
WYO	2	5-69	2:02	Mays 2 Run
WYO	2	11-60	5:15	Warren 22 FG
WYO	3	8-46	3:14	Myers 5 Run
WYO	4	10-78	3:49	Swindall 19 Pass
WYO	4	3-65	0:49	Houston 25 Pass
WYO	4	4-73	1:15	Colston-Green 34 Pass

Non-Offensive Scores				
SUU	1	0-0	0:00	PAT Return
SUU	1	0-0	0:00	88 Punt Return
UW	1	0-0	0:00	97 Fumble Return
FS	2	0-0	0:00	Safety
BSU	2	0-0	0:00	90 Int. Return
WYO	2	0-0	0:00	14 Blk. Punt Return

OPPONENT SCORING DRIVES				
Opp.	Qtr	Pl-Yds	Time	Score
SUU	1	2-24	0:33	27 Pass
SUU	2	5-41	1:26	36 FG
Utah	1	10-75	4:42	12 Run
Utah	2	9-73	3:33	4 Run
Utah	3	12-69	6:35	2 Run
Utah	4	5-20	1:55	37 FG
UW	1	10-52	5:02	48 FG
UW	2	3-80	0:55	81 Pass
UW	2	13-63	6:06	2 Run
UW	3	8-78	4:13	33 Pass
UW	3	7-69	3:24	3 Pass
CSU	1	11-53	3:53	42 FG
CSU	2	7-46	2:55	16 Pass
CSU	4	7-77	1:53	15 Rush
FS	1	4-35	1:16	21 Pass
FS	4	7-61	2:40	1 Run
BSU	1	4-5	1:20	46 FG
BSU	2	7-51	2:59	1 Run
BSU	3	10-82	2:49	3 Run
BSU	4	9-51	1:51	41 FG
BSU	4	4-67	1:12	1 Run
SDSU	1	7-78	2:27	18 Pass
SDSU	1	2-14	0:33	1 Run
SDSU	1	10-45	4:37	41 FG
SDSU	2	11-77	6:04	4 Run
SDSU	2	2-67	0:38	62 Run
SDSU	2	6-18	3:02	21 FG
SDSU	4	8-59	3:55	1 Run
SDSU	4	6-28	3:04	7 Run
WYO	1	13-75	7:02	9 Pass
WYO	2	4-75	2:10	47 Run
WYO	3	8-42	3:50	3 Run
WYO	4	7-60	2:48	8 Pass

Non-Offensive Scores

AVERAGE FIELD POSITION		
	Utah State	Opponent
SUU	Own 26	Own 33
Utah	Own 26	Own 24
UW	Own 34	Own 31
CSU	Own 30	Own 25
FS	Own 39	Own 27
BSU	Own 47	Own 27
SDSU	Own 28	Own 39
WYO	Own 28	Own 29
NM		
AFA		
NEV		
BYU		

USU Drive Start Position/Result
 (-20 = inside or at own 20-yard line;
 50+=drives started on other side of 50 - in
 opponent territory)

	-20	TD	FG	50+	TD	FG
SUU	3	0	0	1	0	0
Utah	2	1	0	0	0	0
UW	2	0	0	2	0	1
CSU	4	1	1	1	0	1
FS	1	0	0	4	3	0
BSU	1	0	0	5	4	0
SDSU	5	0	0	0	0	0
WYO	2	0	0	1	1	0
NM						
AFA						
NEV						
BYU						

Opp. Start Position/Result
 (-20 = inside or at own 20-yard line;
 50+=drives started on other side of 50 - in
 opponent territory)

	-20	TD	FG	50+	TD	FG
SUU	4	0	0	2	1	0
Utah	2	0	0	1	0	1
UW	3	1	1	1	0	0
CSU	3	0	0	1	1	0
FS	4	0	0	1	1	0
BSU	4	1	0	1	0	1
SDSU	3	0	0	4	2	1
WYO	0	0	0	1	1	0
NM						
AFA						
NEV						
BYU						

DRIVE CHARTS										
	Drives	Scores	TD	FG	Punt	TO	Downs	Half	Safety	Scoring Pct.
Utah State	111	38	30	8	47	13	4	8	0	34.2%
Opponent	112	33	25	8	48	18	3	6	1	29.5%





UTAH STATE...

OFFENSE

- **200 Yards Rushing** - 296 vs. WYOMING, 2015
- **300 Yards Rushing** - 313 vs. San José State, 2014
- **400 Yards Rushing** - 440 vs. Weber State, 2011
- **300 Yards Passing** - 311 vs. Air Force, 2014
- **400 Yards Passing** - 426 vs. UNLV, 2012
- **500 Yards Passing** - 509 vs. Boise State, 2000
- **500 Yards Total Offense** - 592 vs. WYOMING, 2015
- **600 Yards Total Offense** - 646 at Louisiana Tech, 2012
- **40 Points** - 41 vs. San José State, 2014
- **50 Points** - 58 vs. WYOMING, 2015
- **60 Points** - 63 vs. Wyoming, 2011
- **70 Points** - 70 vs. Weber State, 2013
- **Safety By USU** - at FRESNO STATE, 2015

OPPONENT...

DEFENSE

- **200 Yards Rushing** - 270 vs. WYOMING, 2015
- **300 Yards Rushing** - 336 AT SAN DIEGO STATE, 2015
- **400 Yards Rushing** - 408 at Oregon, 2008
- **300 Yards Passing** - 368 AT WASHINGTON, 2015
- **400 Yards Passing** - 404 at Fresno State, 2013
- **500 Yards Passing** - 505 at Texas Tech, 2000
- **500 Yards Total Offense** - 500 vs. Nevada, 2011
- **600 Yards Total Offense** - 629 at Louisiana Tech, 2012
- **40 Points** - 48 AT SAN DIEGO STATE, 2015
- **50 Points** - 50 at Boise State, 2014
- **60 Points** - 66 at Oregon, 2008
- **70 Points** - 70 at Fresno State, 2001
- **Safety Against USU** - at Boise State, 2014

UTAH STATE INDIVIDUAL

- **100 Yards Rushing** - 22-176 2 TD, DEVANTE MAYS vs. WYOMING, 2015
- **200 Yards Rushing** - 18-235 3 TD, Kerwynn Williams vs. Toledo, 2012
- **100 Yards Rushing by a Quarterback** - 16-191 1 TD, KENT MYERS vs. COLORADO STATE, 2015
- **Two Players with 100 Yards Rushing** - Kerwynn Williams (20-162 2TD) and Chuckie Keeton (17-121) at Louisiana Tech, 2012
- **300 Yards Passing** - 321 (19-25), Darell Garretson at BYU, 2014
- **400 Yards Passing** - 426 (21-34), Chuckie Keeton vs. UNLV, 2012
- **Three TD Passes** - KENT MYERS vs. WYOMING, 2015
- **Four TD Passes** - Chuckie Keeton vs. Texas State, 2012
- **Five or More TD Passes** - 5, Chuckie Keeton vs. Weber State, 2013
- **Two Players with 100 Yards Passing** - Patrick Mullins (11-for-16, 105) and Matt Sauk (12-for-25, 169) vs. BYU, 1996
- **100 Yards Receiving** - 6-119, DEVONTE ROBINSON AT UTAH, 2015
- **200 Yards Receiving** - 11-221, Kevin Curtis at South Florida, 2001
- **Two Players with 100 Yards Receiving** - Travis Reynolds (7-129) and Travis Van Leeuwen (4-112,) at UNLV, 2013
- **100 Yards Receiving by a Running Back** - 4-125 TD, Kerwynn Williams at Louisiana Tech, 2012
- **100 Yards Rushing and Receiving** - 162 rush, 125 rec, Kerwynn Williams, at Louisiana Tech, 2012
- **200 Yards All Purpose** - 227, Hunter Sharp vs. Air Force, 2014
- **More Than Two Rushing TD In One Game** - 3, DEVANTE MAYS at FRESNO STATE, 2015
- **More Than Three Rushing TD In One Game** - 4, Robert Turbin vs. Colorado State, 2011
- **More Than One Receiving TD In Game** - 2, WYATT HOUSTON vs. WYOMING, 2015
- **More Than Three Combined TD In Game** - 4, Joey DeMartino (3 rush, 1 rec), at New Mexico, 2013
- **TD Pass By A Non-QB** - 44, Ronald Butler (WR), at Hawai'i, 2014
- **80-Yard Run For A Touchdown** - 86, Kerwynn Williams at San Jose State, 2012
- **80-Yard Pass For A Touchdown** - 81, Hunter Sharp from Darell Garretson, at Arkansas State, 2014
- **50-Yard Field Goal** - 52, JAKE THOMPSON vs. BOISE STATE, 2015
- **Four Field Goals** - 4, Nick Diaz at San José State, 2013
- **Kickoff Return For A Touchdown** - 92, Kerwynn Williams at Nevada, 2010
- **Punt Return For A Touchdown** - 88, ANDREW RODRIGUEZ vs. SOUTHERN UTAH, 2015
- **Interception Return For A Touchdown** - 90, MARWIN EVANS vs. BOISE STATE, 2015
- **Fumble Return For A Touchdown** - 97, JONTRELL ROCQUEMORE AT WASHINGTON, 2015
- **Kick Blocked For A Touchdown** - (PUNT) 1, Zach Vigil vs. Utah, 2012
- **Blocked Extra Point For A Conversion** - (BLOCK) DAVID MOALA, (RETURN) TORREY GREEN vs. SOUTHERN UTAH, 2015
- **Two-Point Conversion** - (Pass) Darell Garretson to JoJo Natson vs. Northern Illinois, 2013

OPPONENT INDIVIDUAL

- **100 Yards Rushing** - 23-118 2 TD, DONNEL PUMPHREY (SAN DIEGO STATE), 2015
- **200 Yards Rushing** - 26-201 1 TD, BRIAN HILL (WYOMING), 2015
- **Two Players With 100 Yards Rushing** - 13-121 4TD Doug Martin and 16-116 2TD Jeremy Avery, (Boise State), 2009
- **300 Yards Passing** - 22-31-1, 368, 3 TD, JAKE BROWNING (WASHINGTON), 2015
- **400 Yards Passing** - 36-53-2, 404, 3 TD, Derrick Carr (at Fresno State), 2013
- **100 Yards Receiving** - 10-114, TD, RASHARD HIGGINS (COLORADO STATE), 2015
- **200 Yards Receiving** - 12-205, Rishard Matthews (Nevada), 2011
- **Two Players With 100 Yards Receiving** - Mitch Mathews 8-117 TD and Jordan Leslie 4-135 (BYU), 2014
- **Three Players With 100 Yards Receiving** - C.J.Hawthorne, 9-116 TD, J.Rivers 7-130 TD and R.Grice-Mullen, 5-113 (Hawai'i), 2007
- **80-Yard Run For A Touchdown** - 92, Demarco Murray (Oklahoma), 2007
- **80-Yard Pass For A Touchdown** - 81, JAKE BROWNING TO DWAYNE WASHINGTON (WASHINGTON), 2015
- **50-Yard Field Goal** - 52, Jared Roberts (at Colorado State), 2014
- **Kickoff Return For A Touchdown** - 87, Bernard Reedy (Toledo), 2012
- **Punt Return For A Touchdown** - 82, Kenzel Doe (Wisconsin), 2012
- **Interception Return For A Touchdown** - 72, Josh Banks (Wake Forest), 2014
- **Fumble Return For A Touchdown** - 38, Spencer Unga (Weber State), 2013
- **Kick Blocked For A Touchdown** - (Punt) 16, la Falo (Boise State), 2007





2015 UTAH STATE FOOTBALL DEPTH CHART

OFFENSE

X-WR	4	Hunter Sharp (6-0, 200, Sr., 1L)
	3	Devonte Robinson (6-2, 190, Sr., 1L)
	81	Zach Van Leeuwen (6-0, 185, Fr., RS)
T-WR	82	Andrew Rodriguez (5-10, 185, Jr., RS)
	26	Kennedy Williams (5-8, 160, Jr., 2L)
LT	65	Austin Albrecht (6-5, 295, Jr., 1L)
	73	Preston Brooksby (6-5, 285, Jr., JC)
LG	72	Tyshon Mosley (6-5, 305, So., 1L)
	54	Ben Wysocki (6-5, 295, Sr., TR)
C	59	Austin Stephens (6-3, 305, Jr., 1L)
	64	Jarome Ioane (6-6, 330, So, SQ)
RG	75	Taani Fislau (6-2,300, Sr., 3L)
	66	KJ Uluave (6-5, 280, Fr., RS)
RT	76	Jake Simonich (6-5, 300, Jr., 2L)
	78	Cody Boyer (6-6, 275, Fr., RS)
Y-TE	83	Wyatt Houston (6-5, 255, Jr., 2L)
	87	Dax Raymond (6-5, 235, Fr., HS)
	44	Landon Horne (6-3, 240, Jr., SQ)
Z-WR	11	Brandon Swindall (6-4, 205, Sr., 2L)
	88	Braelon Roberts (6-3, 200, So., 1L)
	80	Tyler Fox (5-11, 175, Fr., RS)
RB	21	LaJuan Hunt (5-8, 195, So., 1L)
	32	Devante Mays (5-11, 220, Jr., JC)
	7	Tonny Lindsey (5-9, 190, So., RS)
QB	2	Kent Myers (6-0, 195, So., 1L)
	8	Damion Hobbs (6-2, 220, So., SQ)
	12	DJ Nelson (5-9, 200, Fr., RS)

DEFENSE

DE	97	Jordan Nielsen (6-5, 275, Sr., 3L)
	52	John Taylor (6-2, 270, Sr., 1L)
	98	Edmund Faimalo (6-2, 280, Jr., RS)
NG	51	David Moala (6-2, 300, Sr., 1L)
	56	Gasetoto Schuster (6-0, 280, Fr., RS)
	96	Christopher 'Unga (6-1, 285, Fr., HS)
DE	95	Ricky Ali'ifua (6-2, 285, Jr., 2L)
	91	Siuua Taufa (6-1, 280, Jr., 1L)
	19	Ian Togiai (6-3, 255, So., 1L)
OLB	9	Kyler Fackrell (6-5, 250, Sr., 2L)
	12	Alex Huerta (6-2, 230, So., SQ)
ILB	5	LT Filiaga (5-11, 245, Sr., 1L)
	20	Brock Carmen (6-3, 230, Jr., JC)
ILB	41	Nick Vigil (6-2, 235, Jr., 2L)
	45	Jarom Baldomero (5-11, 235, Sr., 2L)
OLB	39	Torrey Green (6-2, 235, Sr., 2L)
	23	Michael Okonkwo (6-1, 230, Sr., 3L)
CB	13	Jalen Davis (5-10, 175, So., 1L)
	1	Daniel Gray (5-11, 180, Jr., 1L)
-or-	22	Bryant Hayes (5-9, 175, Sr., 1L)
SS	24	Marwin Evans (6-0, 210, Sr., 1L)
	2	Marquan Ellison (5-11, 190, Jr., 2L)
FS	37	Devin Centers (5-9, 200, Jr., 2L)
	27	Jontrell Rocquemore (6-1, 200, Fr., RS)
CB	17	Deshane Hines (5-10, 185, Sr., 1L)
	15	Tyler Floyd (5-9, 185, Sr., 1L)
	31	Jentz Painter (5-8, 175, Jr., 1L)

SPECIALISTS

P	89	Aaron Dalton (6-4, 220, Fr., RS)
	36	Jake Thompson (6-0, 215, Jr., 2L)
PK/K	36	Jake Thompson (6-0, 215, Jr., 2L)
-or-	63	Brock Warren (6-2, 180, Jr., SQ)
LS	58	Salanoa Galea'i (6-1, 240, Sr., 1L)
	47	Mark Hutchinson (5-11, 205, Sr., SQ)
HLD	12	DJ Nelson (5-9, 200, Fr., RS)
	89	Aaron Dalton (6-4, 220, Fr., RS)
PR	13	Jalen Davis (5-10, 175, So., 1L)
	82	Andrew Rodriguez (5-10, 185, Jr., RS)
KOR	26	Kennedy Williams (5-8, 160, Jr., 2L)
	4	Hunter Sharp (6-0, 200, Sr., 1L)
	13	Jalen Davis (5-10, 175, So., 1L)

BOLD = Returning Starter

CAREER GAMES/STARTS

97	Jordan Nielsen, Sr., DE	49/23	58	Salanoa Galea'i, Sr., LS	22/0	20	Brock Carmen, Jr., LB	8/0
70	Travis Seefeldt, Sr., NG	39/2	31	Jentz Painter, Jr., CB	22/0	89	Aaron Dalton, R-Fr., P	8/0
23	Michael Okonkwo, Sr., LB	38/1	13	Jalen Davis, So., CB	21/21	98	Edmund Faimalo, R-Jr., DE	8/0
9	Kyler Fackrell, Sr., LB	36/36	65	Austin Albrecht, So., OL	21/10	80	Tyler Fox, R-Fr., WR	8/0
76	Jake Simonich, Jr., OT	36/23	1	Daniel Gray, Jr., CB	21/9	64	Jarom Ioane, So., OL	8/0
36	Jake Thompson, Jr., K	36/0	17	Deshane Hines, Sr., CB	21/8	12	DJ Nelson, R-Fr., QB	8/0
41	Nick Vigil, Jr., LB	35/25	91	Siuua Taufa, Sr., DE	21/2	27	Jontrell Rocquemore, R-Fr., FS	8/0
45	Jarom Baldomero, Sr., LB	35/0	19	Ian Togiai, So., DE	21/2	56	Gasetoto Schuster, R-Fr., NG	8/0
16	Chuckie Keeton, Sr., QB	34/33	4	Hunter Sharp, Sr., WR	20/17	28	Aaron Wade, R-Fr., SS	8/0
95	Ricky Ali'ifua, Jr, DE	34/7	72	Tyshon Mosley, So., OL	19/15	12	Alex Huerta, So., LB	7/0
75	Taani Fislau, Sr., OL	34/20	5	LT Filiaga, Sr., LB	18/17	9	Jaren Colston-Green, So., WR	6/0
37	Devin Centers, Jr., S	34/13	51	David Moala, Sr., NG	17/6	34	Justen Hervey, R-Fr., RB	6/0
26	Kennedy Williams, Jr., RB	32/0	22	Bryant Hayes, Sr., CB	16/4	8	Damion Hobbs, So., QB	6/0
83	Wyatt Houston, Jr., TE	29/17	16	Anthony Williams, Sr., LB	13/1	85	Chris Copier, Jr., TE	5/1
11	Brandon Swindall, Sr., WR	29/8	2	Kent Myers, So., WR	12/10	7	Tonny Lindsey, R-So., RB	5/0
39	Torrey Green, Sr., LB	27/9	88	Braelon Roberts, So., WR	11/1	49	Derek Larsen, R-Fr., LB	4/0
42	La'Bradford Harold, Sr., LB	27/0	63	Brock Warren, Jr., PK	10/0	87	Dax Raymond, Fr., TE	4/0
2	Marquan Ellison, Jr., CB	23/0	40	Austin Cheney, Jr., CB	9/0	30	Promise Amadi, Sr., CB	3/0
59	Austin Stephens, Jr., OC	22/22	82	Andrew Rodriguez, R-Jr., WR	8/6	78	Cody Boyer, R-Fr., OL	3/0
3	Devonte Robinson, Sr., WR	22/13	54	Ben Wysocki, Sr., OL	8/4	48	Chase Christiansen, R-Fr., LB	3/0
21	LaJuan Hunt, So., RB	22/10	32	Devante Mays, Jr., RB	8/3	67	Brandon Taukeiaho, So., OL	3/0
24	Marwin Evans, Sr., S	22/8	81	Zach Van Leeuwen, R-Fr., WR	8/3	66	KJ Uluave, R-Fr., OL	2/0
15	Tyler Floyd, Sr., CB	22/5	44	Landon Horne, Jr., TE	8/1	94	Eric Berntson, Jr., DE	1/0
52	John Taylor, Sr., DE	22/2	18	Chasen Andersen, R-Fr., LB	8/0			

PRONUNCIATION GUIDE

14	Chad Artist	Art-ist	75	Taani Fislau	Ta-ha-knee Fee-see-lau	67	Brandon Taukeiaho	Tau-k-ah-ho
55	Adeyale Adeyoye	Ada-wally A-day-o-yah	58	Salanoa Galea'i	Sal-a-no-ah Nah-lay-eye	19	Ian Togiai	Tong-e-i
65	Austin Albrecht	All-breck	12	Alex Huerta	Wear-ta	57	Leki Uasike	Leck-e Wah-see-kay
95	Ricky Ali'ifua	Ah-lee-ee-foo-uh	64	Jarom Ioane	Yo-ah-nah	92	KJ Uluave	Oo-lou-wa-vay
45	Jarom Baldomero	Bald-o-mere-o	51	David Moala	Moe-ah-la	81	Zach Van Leeuwen	Van Loo-win
94	Eric Berntson	Burn-son	33	Joe Palange	Puh-lan-gee	41	Nick Vigil	Vij-ul
55	Andrew Chen	Chin	26	Kevin Ogwu	Ohg-woo	54	Ben Wycoki	Why-sock-ee
85	Chris Copier	Co-pee-err	23	Michael Okonkwo	Oh-konk-wo		Jovon Bouknight	Juh-vonn Bo-night
84	Ethan Cortazzo	Core-taz-oo	27	Jontrell Rocquemore	Rock-uh-more		Waqa Damuni	Wonga Da-moo-knee
2	Marquan Ellison	Mar-kwon	56	Gasetoto Schuster	Na-s-eh-toe-toe		Joey Halzle	Halls-lee
9	Kyler Fackrell	Kie-ler Fack-rull	70	Travis Seefeldt	See-felt		Manoa Latu	Ma-no-uh La-to
98	Edmund Faimalo	Fie-mah-low	76	Jake Simonich	Sie-mon-ich		Dave Ungerer	Un-ger-er
43	Dillon Filiaga	Fee-lee-unga	11	Brandon Swindall	Swin-dull		Brad Vonnahme	Vuh-nah-me
5	LT Filiaga	Fee-lee-unga	91	Siuua Taufa	See-wah Tau-fah			



2015 UTAH STATE FOOTBALL ROSTERS



ALPHABETICAL			NUMERICAL							
No.	Name	Pos.	No.	Name	Pos.	Ht.	Wt.	Cl.	Exp.	Hometown (High School/Last School)
55	Adeoye, Adewale	DE	1	Daniel Gray	CB	5-11	180	Jr.	1L	Fort Lauderdale, Fla. (Boyd Anderson HS/Tennessee)
65	Albrecht, Austin	OL		Marquan Ellison	FS	5-11	190	Jr.	2L	Milwaukee, Wis. (Bradley Tech HS)
95	All'ifua, Ricky	DE	2	Dallin Leavitt	SS	5-11	200	Jr.	TR	Portland Ore. (Central Catholic HS/BYU)
18	Andersen, Chasen	LB	2	Kent Myers	QB	6-0	195	So.	1L	Rowlett, Texas (Sachse HS)
14	Artist, Chad	WR	3	Devonte Robinson	WR	6-2	190	Sr.	1L	Delray Beach, Fla. (Village Academy HS/Dodge City CC)
8	Bailey, Wesley	CB	4	Hunter Sharp	WR	6-0	200	Sr.	1L	Palmdale, Calif. (Highland HS/Antelope Valley JC)
86	Baker, Dalton	TE	5	LT Filiaga	LB	5-11	245	Sr.	1L	South Jordan, Utah (Bingham HS/Utah)
45	Baldomero, Jarom	LB	5	Cade Smith	QB	6-0	200	Fr.	HS	Salem, Ore. (West Salem HS)
	Barker, Bryce	CB	6	Cameron Haney	CB	5-11	180	Fr.	HS	Los Angeles, Calif. (Cathedral HS)
94	Berntson, Eric	DE	7	Tonny Lindsey	RB	5-9	190	So.	RS	Long Beach, Calif. (Woodrow Wilson HS/Cerritos JC)
78	Boyer, Cody	OL	8	Wesley Bailey	CB	6-2	190	Jr.	JC	Huntsville, Ala. (J.O. Johnson HS/Eastern Arizona CC)
25	Bright, Gerold	WR	8	Damion Hobbs	QB	6-2	220	So.	SQ	Cedar Hill, Texas (Cedar Hill HS/Oregon)
73	Brooksby, Preston	OL	9	Kyler Fackrell	LB	6-5	250	Sr.	2L	Mesa, Ariz. (Mesa HS)
20	Carmen, Brock	LB	10	Jaren Colston-Green	WR	6-3	205	So.	JC	Tallahassee, Fla. (Leon HS/Arizona Western JC)
38	Casper, Cole	S	11	Brandon Swindall	WR	6-4	205	Sr.	2L	Oklahoma City, Okla. (Millwood HS)
37	Centers, Devin	FS	12	Alex Huerta	LB	6-2	230	So.	SQ	Wellsville, Utah (Mountain Crest HS)
55	Chen, Andrew	OL	12	DJ Nelson	QB	5-9	200	Fr.	RS	Logan, Utah (Logan HS)
40	Cheney, Austin	CB	13	Jalen Davis	CB	5-10	175	So.	1L	La Mesa, Calif. (Helix HS)
48	Christiansen, Chase	LB	14	Chad Artist	WR	6-3	180	Fr.	HS	Logan, Utah (Logan HS)
10	Colston-Green, Jaren	WR	14	Joe Riggins	LB	6-2	210	Fr.	HS	Fort Lauderdale, Fla. (Cardinal Gibbons HS)
15	Conrad, Hudson	WR	15	Hudson Conrad	WR	5-10	175	Fr.	HS	Tooele, Utah (Stansbury HS)
85	Copier, Chris	TE	15	Tyler Floyd	CB	5-9	185	Sr.	1L	Orlando, Fla. (Bishop Moore HS/Fullerton CC)
84	Cortazzo, Ethan	WR	16	Chuckie Keeton	QB	6-2	210	R-Sr.	3L	Houston, Texas (Cypress Creek HS)
89	Dalton, Aaron	P	16	Anthony Williams	LB	6-2	230	Sr.	1L	Philadelphia, Pa. (Upper Dublin HS/Pierce JC)
13	Davis, Jalen	CB	17	Deshane Hines	CB	5-10	185	Sr.	1L	Fremont, Calif. (American HS/San Mateo JC)
62	Eberle, Dominik	PK	18	Chasen Andersen	LB	5-11	220	Fr.	RS	Logan, Utah (Logan HS/Wisconsin)
2	Ellison, Marquan	FS	19	Brandon O'Donnell	WR	6-0	185	Fr.	HS	Highlands Ranch, Colo. (Valor Christian HS)
24	Evans, Marwin	SS	19	Ian Togiai	DE	6-3	255	So.	1L	West Valley City, Utah (Hunter HS)
9	Fackrell, Kyler	LB	20	Brock Carmen	LB	6-3	230	Jr.	JC	Clovis, Calif. (Clovis North HS/Riverside CC)
98	Faimalo, Edmund	DE	21	LaJuan Hunt	RB	5-8	195	So.	1L	Fort Lauderdale, Fla. (University HS)
30	Ferguson, Gaje	S	22	Bryant Hayes	CB	5-9	175	Sr.	1L	Compton, Calif. (Compton HS/San Mateo JC)
43	Filiaga, Dillon	LB	23	Michael Okonkwo	LB	6-1	230	Sr.	3L	Chandler, Ariz. (Chandler HS)
5	Filiaga, LT	LB	24	Marwin Evans	SS	6-0	210	Sr.	1L	Milwaukee, Wis. (Oak Creek HS/Highland CC)
75	Fisilau, Taani	OG	25	Gerold Bright	WR	5-9	180	Fr.	HS	Pensacola, Fla. (Escambia HS)
15	Floyd, Tyler	CB	26	Kevin Ogbu	CB	5-10	175	So.	TR	Katy, Texas (Katy HS/Houston Baptist)
68	Forsythe, Dalton	OL	26	Kennedy Williams	RB	5-8	160	Jr.	2L	Las Vegas, Nev. (Valley HS)
80	Fox, Tyler	WR	27	Jontrell Rocquemore	FS	6-1	200	Fr.	RS	McKinney, Texas (McKinney HS)
29	Franklin, Aaron	RB	28	Aaron Wade	SS	6-1	200	Fr.	RS	Lithia, Fla. (Newsome HS)
	Gajkowski, Mason	WR	29	Aaron Franklin	RB	5-11	200	Fr.	HS	West Covina, Calif. (West Covina HS)
58	Galea'i, Salanoa	LS	29	Myron Turner	FS	6-0	180	So.	SQ	DeSoto, Texas (DeSoto HS)
50	Garrett, Ryan	DE	30	Gaje Ferguson	S	6-0	200	So.	JC	Mendon, Utah (Mountain Crest HS/Snow College)
1	Gray, Daniel	CB	31	Jentz Painter	CB	5-8	175	Jr.	1L	Riverton, Utah (Riverton HS)
39	Green, Torrey	LB	32	Devante Mays	RB	5-11	220	Jr.	JC	Livingston, Texas (Livingston HS/Blinn JC)
6	Haney, Cameron	CB	33	Joe Palange	TE	6-0	239	Jr.	TR	Cleveland, Ohio (St. Edward HS/Oklahoma)
42	Harold, La'Bradford	LB	34	Justen Hervey	RB	5-9	195	Fr.	RS	Beaumont, Texas (Westbrook HS)
53	Harris, Braden	LB	36	Jake Thompson	K	6-0	215	Jr.	2L	Logan, Utah (Logan HS)
22	Hayes, Bryant	CB	37	Devin Centers	FS	5-9	200	Jr.	2L	Chandler, Ariz. (Chandler HS)
34	Hervey, Justen	RB	38	Cole Casper	S	6-0	190	Fr.	HS	Spanish Fork, Utah (Maple Mountain HS)
17	Hines, Deshane	CB	39	Torrey Green	LB	6-2	235	Sr.	2L	Rubidoux, Calif. (Rubidoux HS)
8	Hobbs, Damion	QB	40	Austin Cheney	CB	5-9	190	Jr.	1L	Boise, Idaho (Borah HS/Southern Virginia)
74	Hockel, Jude	OL	41	Nick Vigil	LB	6-2	235	Jr.	2L	Plain City, Utah (Fremont HS)
44	Horne, Landon	TE	42	La'Bradford Harold	LB	5-11	225	Sr.	3L	Crowley, Texas (Crowley HS)
83	Houston, Wyatt	TE	43	Dillon Filiaga	LB	6-0	225	Fr.	RS	Pocatello, Idaho (Highland HS)
12	Huerta, Alex	LB	44	Landon Horne	TE	6-3	240	Jr.	SQ	Kaysville, Utah (Davis HS/Snow College)
21	Hunt, LaJuan	RB	45	Jarom Baldomero	LB	5-11	235	Sr.	2L	Kailua, Hawaii (Iolani HS/Foothill JC)
47	Hutchinson, Mark	LS	46	Mason Tobeck	LB	6-3	225	Fr.	HS	Puyallup, Wash. (Cascade Christian HS)
64	Ioane, Jarom	OL	47	Mark Hutchinson	LS	5-11	205	Sr.	SQ	Corona, Calif. (Corona Santiago HS)
90	Jeppesen, Clark	DE	48	Chase Christiansen	LB	6-1	230	Fr.	RS	Stansbury, Utah (Stansbury HS)
16	Keeton, Chuckie	QB	49	Derek Larsen	LB	6-3	230	Fr.	RS	Logan, Utah (Logan HS)
49	Larsen, Derek	LB	50	Ryan Garrett	DE	6-1	222	Fr.	HS	Las Vegas, Nev. (Bishop Gorman HS)
2	Leavitt, Dallin	SS	51	David Moala	NG	6-2	300	Sr.	1L	Inglewood, Calif. (Junipero Serra HS/Cerritos CC)
92	Lee, Zach	P	52	John Taylor	DE	6-2	275	Sr.	1L	Colton, Calif. (Colton HS/Riverside CC)
77	Leeper, Justin	LS	53	Braden Harris	LB	6-3	220	Fr.	HS	Gunnison, Utah (Gunnison Valley HS)
7	Lindsey, Tonny	RB	54	Ben Wysocki	OL	6-5	295	Sr.	TR	Seal Beach, Calif. (Los Alamitos HS/UCLA)
60	Markosian, Andrew	OL	55	Adewale Adeoye	DE	6-3	250	Fr.	RS	St. Louis, Mo. (Ritenour HS)
32	Mays, Devante	RB	55	Andrew Chen	OL	6-3	285	So.	SQ	Calabasas, Calif. (Chaminade College Prep)
51	Moala, David	NG	56	Gasetoto Schuster	NG	6-0	280	Fr.	RS	Long Beach, Calif. (Long Beach Poly HS)
72	Mosley, Tyshon	OL	57	Leki Uasike	LB	5-10	225	Jr.	RS	Hurst, Texas (L.D. Bell HS/Cisco JC)
2	Myers, Kent	QB	58	Salanoa Galea'i	LS	6-1	240	Sr.	1L	Eules, Texas (Eules Trinity HS/Louisiana-Monroe)
12	Nelson, DJ	QB	59	Austin Stephens	OC	6-3	305	Jr.	1L	West Des Moines, Iowa (Valley HS/Iowa Western CC)





2015 UTAH STATE FOOTBALL ROSTERS

NUMERICAL

No.	Name	Pos.	Ht.	Wt.	Cl.	Exp.	Hometown (High School/Last School)
60	Andrew Markosian	OL	6-2	245	Fr.	HS	Draper, Utah (Juan Diego HS)
61	Tyler Saltmarsh	OL	6-5	255	Fr.	HS	Sandy, Utah (Alta HS)
62	Dominik Eberle	PK	6-3	175	Fr.	HS	Redondo Beach, Calif. (Redondo Union HS)
63	Brock Warren	PK	6-2	180	Jr.	SQ	Hyde Park, Utah (Sky View HS)
64	Jarom Ioane	OL	6-6	330	So.	SQ	Bountiful, Utah (Bountiful HS)
65	Austin Albrecht	OL	6-5	295	Jr.	1L	Sandy, Utah (Alta HS)
66	KJ Uluave	OL	6-5	280	Fr.	RS	Laie, Hawaii (Kahuku HS)
67	Brandon Taukeiaho	OL	6-3	310	So.	SQ	South Jordan, Utah (Bingham HS)
68	Dalton Forsythe	OL	6-4	300	Jr.	TR	Grapevine, Texas (Grapevine HS/Southern Utah)
69	Roderick Smith	OL	6-2	290	Fr.	HS	DeSoto, Texas (DeSoto HS)
70	Travis Seefeldt	NG	6-2	305	Sr.	3L	Peoria, Ariz. (Liberty HS)
72	Tyshon Mosley	OL	6-5	305	So.	1L	Sandy, Utah (Jordan HS)
73	Preston Brooksby	OL	6-5	285	Jr.	JC	Peoria, Ariz. (Sunrise Mountain HS/Glendale CC)
74	Jude Hockel	OL	6-5	285	Jr.	JC	Walnut Creek, Calif. (Northgate HS/Diablo Valley CC)
75	Taani Fislau	OL	6-2	300	Sr.	3L	Glendale, Utah (Cottonwood HS)
76	Jake Simonich	OL	6-5	300	Jr.	2L	Danville, Calif. (San Ramon Valley HS)
77	Justin Leeper	LS	6-1	215	Fr.	RS	Mesa, Ariz. (Desert Ridge HS)
78	Cody Boyer	OL	6-6	275	Fr.	RS	St. George, Utah (Pineview HS)
79	Logan Rice	OL	6-6	245	Fr.	RS	Logan, Utah (Logan HS)
80	Tyler Fox	WR	5-11	175	Fr.	RS	Layton, Utah (Layton HS)
81	Zach Van Leeuwen	WR	6-0	185	Fr.	RS	Provo, Utah (Timpview HS)
82	Andrew Rodriguez	WR	5-10	185	Jr.	RS	Allen, Texas (Allen HS/Houston)
83	Wyatt Houston	TE	6-5	255	Jr.	2L	Tualatin, Ore. (Horizon Christian HS)
84	Ethan Cortazzo	WR	6-1	200	So.	JC	Mesa, Ariz. (Red Mountain HS/Mesa CC)
85	Chris Copier	TE	6-6	250	Jr.	JC	South Jordan, Utah (Bingham HS/Snow College)
86	Dalton Baker	TE	6-4	235	Fr.	HS	Payson, Utah (Payson HS)
87	Dax Raymond	TE	6-5	235	Fr.	HS	Provo, Utah (Timpview HS)
88	Braelon Roberts	WR	6-3	200	So.	1L	Dallas, Texas (Bishop Dunne HS)
89	Aaron Dalton	P	6-4	220	Fr.	RS	Bountiful, Utah (Viewmont HS)
90	Clark Jeppesen	DE	6-4	270	So.	SQ	Garland, Utah (Bear River HS)
91	Siuu Taufua	DE	6-1	280	Jr.	1L	Concord, Calif. (Ygnacio Valley HS/Diablo Valley CC)
92	Zach Lee	P	5-10	190	Fr.	HS	Cleveland, Tenn. (Cleveland HS)
93	Jacoby Wildman	DL	6-3	260	Fr.	HS	Logan, Utah (Logan HS)
94	Eric Berntson	DE	6-4	270	Jr.	SQ	Smithfield, Utah (Sky View HS)
95	Ricky Ali'ifua	DE	6-2	285	Jr.	2L	San Leandro, Calif. (San Leandro HS)
96	Christopher 'Unga	DE	6-1	285	Fr.	HS	Rancho Cucamonga, Calif. (Rancho Cucamonga HS)
97	Jordan Nielsen	DE	6-5	275	Sr.	3L	Lewiston, Utah (Sky View HS)
98	Edmund Faimalo	DE	6-2	280	Jr.	RS	Riverside, Calif. (East Valley HS/Riverside CC)
	Bryce Barker	CB	6-3	190	Fr.	HS	Beaverton, Ore. (Beaverton HS)
	Mason Gajkowski	WR	6-2	215	Fr.	HS	Sandy, Utah (Jordan HS)
	Taylor Niederhauser	CB	6-3	230	Fr.	HS	Mendon, Utah (Mountain Crest HS)

ALPHABETICAL

No.	Name	Pos.
	Niederhauser, Taylor	CB
97	Nielsen, Jordan	DE
19	O'Donnell, Brandon	WR
26	Ogwu, Kevin	CB
23	Okonkwo, Michael	LB
31	Painter, Jentz	CB
33	Palange, Joe	TE
87	Raymond, Dax	TE
79	Rice, Logan	OL
14	Riggins, Joe	LB
88	Roberts, Braelon	WR
3	Robinson, Devonte	WR
27	Rocquemore, Jontrell	FS
82	Rodriguez, Andrew	WR
61	Saltmarsh, Tyler	OL
56	Schuster, Gasetoto	NG
70	Seefeldt, Travis	NG
4	Sharp, Hunter	WR
76	Simonich, Jake	OL
5	Smith, Cade	QB
69	Smith, Roderick	OL
59	Stephens, Austin	OC
11	Swindall, Brandon	WR
91	Taufa, Siua	DE
67	Taukeiaho, Brandon	OL
52	Taylor, John	DE
36	Thompson, Jake	PK
46	Tobeck, Mason	LB
19	Togia, Ian	DE
29	Turner, Myron	FS
57	Uasike, Leki	LB
66	Uluave, KJ	OL
96	'Unga, Christopher	DE
81	Van Leeuwen, Zach	WR
41	Vigil, Nick	LB
28	Wade, Aaron	SS
63	Warren, Brock	PK
93	Wildman, Jacoby	DL
16	Williams, Anthony	LB
26	Williams, Kennedy	RB
54	Wysocki, Ben	OL

COACHING STAFF

Head Coach: Matt Wells (Utah State, 1996), Third Season; **Associate Head Coach (Offensive Line):** Mark Weber (California Lutheran, 1980), Third Season; **Assistant Head Coach (Offensive Coordinator/Quarterbacks):** Josh Heupel (Oklahoma, 2001), First Season; **Defensive Coordinator (Linebackers):** Kevin Clune (CS Fullerton, 2000), First Season; **Special Teams Coordinator (Running Backs):** Dave Ungerer (Southern Connecticut State, 1980), Third Season; **Co-Offensive Coordinator (Tight Ends/Recruiting Coordinator):** Luke Wells (Oklahoma, 2002), Third Season; **Passing Game Coordinator (Wide Receivers):** Jovon Bouknight (Wyoming, 2006), Seventh Season; **Assistant Coach (Safeties):** Joe Lorig (Western Oregon, 1997), Second Season; **Assistant Coach (Defensive Line):** Ikaika Malloe (Washington, 1996), Second Season; **Defensive Passing Game Coordinator (Cornerbacks):** Kendrick Shaver (Missouri State, 2002), Fifth Season; **Assistant Athletics Director for Football Operations:** Waqa Damuni (Utah State, 1998), Third Season; **Director of Player Personnel:** Reed Hornung (BYU, 2013), First Season; **Special Assistant to the Head Coach:** Dave Kragthorpe (Utah State, 1954), Third Season; **Defensive Graduate Assistant:** Dillon Sanders (Northern Colorado, 2010), Third Season; **Defensive Graduate Assistant:** Manoa Latu (Portland State, 2011), Second Season; **Offensive Graduate Assistant:** Kelly Bills (BYU, 2010), First Season; **Offensive Graduate Assistant:** Jon Cooper (Oklahoma, 2009), First Season; **Offensive Administrative Assistant:** Joey Hazle (Oklahoma, 2008), First Season; **Special Teams/Defense Administrative Assistant:** Brad Vonnahme (Utah State, 2011), First Season; **Strength & Conditioning:** Dave Scholz (Wisconsin-Milwaukee, 2004), Third Season; **Video Coordinator:** Bill Garren (Idaho State, 2002), 11th Season; **Equipment Coordinator:** Mike Bair (Utah State, 1995), 20th Season.



MATT WELLS
Head Coach



MARK WEBER
Associate HC/OL



KEVIN CLUNE
Def. Coord./LB



DAVE UNGERER
ST Coord./RB



LUKE WELLS
Co-Off. Coord./TE



JOVON BOUKNIGHT
Passing Game Coord./WR



JOE LORIG
Safeties



IKAIKA MALLOE
Def. Line



JOSH HEUPEL
Ass. HC/OC/QB



KENDRICK SHAVER
Def. Passing Game Coord./CB

IN
THE
PRESS
BOX

