

POST SEASON GUIDE



JUSTIN
JAMES

JORDAN
NAUGHTON

COWBOY BASKETBALL 2018-19

UNIVERSITY OF WYOMING BASKETBALL

2019 POSTSEASON GUIDE

TABLE OF CONTENTS

Section I: Wyoming Cowboy Game Notes	5-13
Opponent/Probable Starters	5
Quick Facts	6
MW Update	7
Cowboy Roster	8-9
Section II: Wyoming Cowboy Coaching Staff	15-20
Head Coach Allen Edwards	15-16
Cowboy Assistant Coaches	17-20
Section III: Wyoming Cowboy Statistics.Players	22-25
Overall Statistics	22
Season/Career Statistics	23
Conference Stats	24
Overall/Conference	25
#0 Jake Hendricks	26
#1 Justin James	26
#2 A.J. Banks	27
#33 Jordan Naughton	27
#5 Tariq Johnson	28
#10 Hunter Thompson	28
#11 Trace Young	29
#12 Bradley Belt	29
#13 Trevon "TJ" Taylor	30
#14 Austin Mueller	30
#22 Brandon Porter	31
#24 Hunter Maldonado	31
#55 Haize Fornstrom	32
#40 KC Henry	32
Cowboy Starting Lineups	33
Category Leaders/Specialty Stat Leaders	34
Individual Points/Rebounds/Assists	35
Individual Game-by-Game Leaders	35
Opponent Comparison/Game-by-Game Comparison	36
Game-by-Game Speciality Stats	37
Team Highs/Lows and Opponent Team Highs/Lows	38
Cowboys in NCAA Statistics	39
Last Time an Individual/Team	40
Season Box Scores	42-49
Section V: Wyoming Cowboy Conference Tournament History	51
Mountain West Tournament Game-by-Game Results	51
WAC Tournament Game-by-Game Results	52
Conference Tournament Record vs. All Teams	53
Tournament Championship Games	53
Conference Tournament Records	53
MW Tournament Box Scores	54-61

Media Requests:

Any media requests for information or interviews should be directed to Wyoming Assistant Athletic Director for Communications Nick Seeman by email at nseeman@uwyo.edu or on his cell phone at (612) 741-0550.

Credits:

This guide was produced by the University of Wyoming Athletics Media Relations Office and was written and edited by Assistant Athletic Director for Communications Nick Seeman. The covers were designed by Hugh West of Modern Printing Company of Laramie, Wyo. Photographs were provided by Ted Brummond of the University of Wyoming Photo Service and Troy Babbitt of University of Wyoming Athletics Media Relations. For further information contact the Wyoming Athletics Media Relations Office at (307) 766-2256.

WEDNESDAY, MARCH 13

THURSDAY, MARCH 14

FRIDAY, MARCH 15

SATURDAY, MARCH 16

11 A.M. PT. • MOUNTAIN WEST NETWORK

8 BOISE STATE

9 COLORADO STATE

12 P.M. PT. • CBS SPORTS NETWORK

1 NEVADA

6 P.M. PT. • CBS SPORTS NETWORK

2

3

2:30 P.M. PT. • CBS SPORTS NETWORK

4 SAN DIEGO STATE

5 UNLV

3 P.M. PT. • CBS

6

7

CHAMPION

1:30 P.M. PT. • MOUNTAIN WEST NETWORK

7 NEW MEXICO

10 WYOMING

6 P.M. PT. • CBS SPORTS NETWORK

2 UTAH STATE

3

8:30 P.M. PT. • CBS SPORTS NETWORK

4

5

8:30 P.M. PT. • CBS SPORTS NETWORK

3 FRESNO STATE

6

4 P.M. PT. • MOUNTAIN WEST NETWORK

6 AIR FORCE

11 SAN JOSÉ STATE

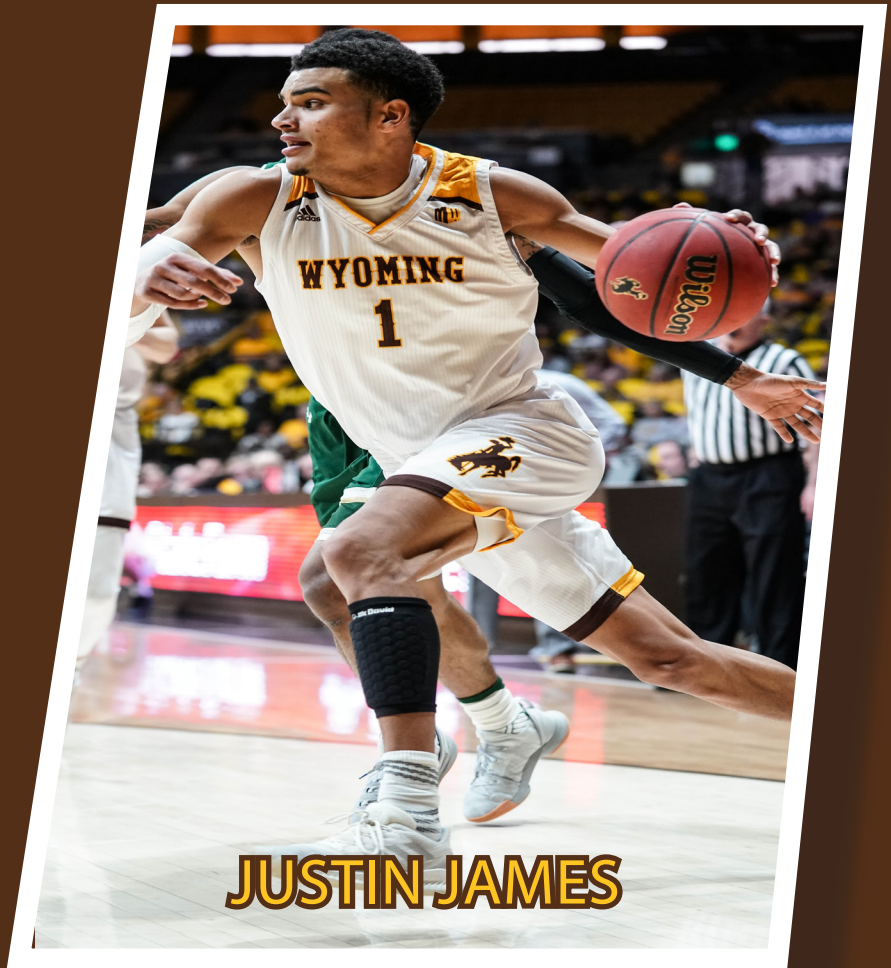


#MWMBBB
#MWMADNESS
THEM.W.COM/2019

COWBOY GAME NOTES



POSTSEASON GUIDE



JUSTIN JAMES



WYOMING COWBOYS

BASKETBALL

Twitter: @wyo_mbb / @wyoathletics
Facebook: Facebook.com/wyombb
Website: GoWYO.com

Media Contact: Nick Seeman, Assistant Athletic Director for Communications
Phone: (307) 766-5516 or (612) 741-0550
Email: nseeman@uwyo.edu

Game Information

Game 32: vs. New Mexico
Wednesday, March. 13 | 2:30 p.m. MT
Las Vegas, Nev. | Thomas & Mack Center
TV: MWN
Play-by-Play: Nate Kreckman
Color: Marty Fletcher
Radio: Cowboy Sports Network
Flagship: KFBC 1240 AM
Play-by-Play: Dave Walsh
Color: Kevin McKinney
Live Video/Audio/Stats: GoWYO.com

2018-19 Results

Date	Opponent	Time (TV)
11/1	Colo. Christian (Exhibition)	W, 72-69
11/6	UC Santa Barbara	L, 66-76
11/10	at Oregon State	L, 64-83
11/14	Grambling	W, 86-78
11/16	Niagara	L, 67-72
11/19	Boston College !	L, 76-88
11/21	Richmond !	W, 68-66
11/28	at Evansville &	L, 78-86
12/1	Northern Colorado	L, 80-85
12/5	South Carolina	W, 73-64
12/11	Denver	L, 87-90 OT
12/21	East Tenn. State #	L, 53-76
12/22	UTEP#	L, 65-76
12/29	Dixie State	W, 65-63
1/2	Boise State*	L, 55-69
1/5	at UNLV *	L, 56-68
1/8	at San Diego State *	L, 54-84
1/12	Utah State *	L, 55-71
1/19	at New Mexico *	L, 53-83
1/23	San José State *	W, 59-46
1/26	at Boise State *	L, 52-77
1/30	Fresno State *	L, 62-75
2/6	at Air Force *	L, 76-81
2/9	Colorado State *	W, 74-66
2/13	at Utah State *	L, 59-76
2/16	#6/7 Nevada *	L, 49-82
2/19	UNLV *	L, 56-66
2/23	at Colorado State *	L, 48-83
2/27	at Fresno State *	L, 60-71
3/2	Air Force *	L, 72-80
3/6	at San José State *	W, 81-71
3/9	New Mexico *	W, 88-81
3/13	First Round\$	TBD (MWN)
3/14	Quarterfinals\$	TBD (CBSSN)
3/15	Semifinals\$	TBD (CBSSN)
3/16	Championship\$	4 p.m. (CBS)

Bold indicates home games; Dates are tentative and subject to change.

- Indicates Sun Bowl Invitational Games

* - Indicates Mountain West games

& - Indicates Mountain West/Missouri Valley Challenge

! - Indicates Fort Myers Tip-Off

\$ The 2019 Mountain West Championship will be played at the Thomas and Mack Center in Las Vegas, Nev.

Did You Know?

- National Earmuff Day is observed annually on March 13th. The temperature in Las Vegas will be 60 degrees. Laramie is slated for 28 degrees with the possibility of 6 to 11 inches of snow.

Wyoming Cowboys

(8-23 Overall, 4-14 MW)

PROJECTED STARTERS	Pos.	Ht.	Wt.	Cl.	Hometown	PPG	RPG	APG	
0	Jake Hendricks	G	6-5	170	Jr.	Smithfield, Utah	10.9	2.8	1.1
2	A.J. Banks	G	6-2	163	Jr.	Las Vegas, Nev.	5.1	2.8	1.5
1	Justin James	G	6-7	190	Sr.	Port Saint Lucie, Fla.	21.8	8.6	4.4
13	Trevon "TJ" Taylor	G/F	6-6	197	Fr.	Chesapeake, Va.	6.6	3.2	0.7
33	Jordan Naughton	F	6-10	234	Sr.	Rancho Cucamonga, Calif.	4.3	1.9	0.4

BENCH	Pos.	Ht.	Wt.	Cl.	Hometown	PPG	RPG	APG	
5	Tariq Johnson	G	6-5	206	Fr.	College Park, Md.	1.4	0.6	0.0
10	Hunter Thompson	F	6-10	235	R-Fr.	Pine Bluffs, Wyo.	9.0	2.8	0.8
11	Trace Young	G	6-9	179	Fr.	Owensboro, Ky.	6.9	3.4	0.7
12	Bradley Belt	G	6-4	199	Fr.	Huntsville, Ala.	--	--	--
14	Austin Mueller	F	6-6	210	So.	Highlands Ranch, Colo.	3.9	3.6	0.6
22	Brandon Porter	F	6-8	193	Fr.	Virginia Beach, Va.	2.6	1.1	0.2
24	Hunter Maldonado	G	6-7	200	So.	Colorado Springs, Colo.	13.8	6.8	2.3
40	KC Henry	G	6-0	195	R-So.	Lingle, Wyo.	0.0	0.3	0.0
55	Haize Fornstrom	G	6-4	185	Fr.	Pine Bluffs, Wyo.	1.3	0.7	0.2

Head Coach: Allen Edwards (Kentucky '02)
UW Record: 51-51 (.500), Third Year
Overall Record: Same

Assistant Coaches: Jermaine Kimbrough (Virginia Tech '01)
Shaun Vandiver (Colorado '91)
Jeremy Shyatt (Clemson '03)



New Mexico Lobos

(13-17 Overall, 7-11 MW)

PROJECTED STARTERS	Pos.	Ht.	Wt.	Cl.	Hometown	PPG	RPG	APG	
2	Vance Jackson	G	6-9	230	G/F	R-So. Pasadena, Calif.	12.3	7.1	2.5
10	Makuach Maluach	G	6-7	190	G/F	So. Sydney, Australia	10.0	4.1	1.9
14	Dane Kuiper	G	6-7	210	G/F	Sr. Wasilla, Alaska	5.7	2.2	1.6
32	Anthony Mathis	G	6-3	175	G	Sr. West Linn, Ore.	14.7	2.1	2.0
35	Carlton Bragg	F	6-10	225	F	R-Jr. Cleveland, Ohio	10.9	9.3	0.6

BENCH	Pos.	Ht.	Wt.	Cl.	Hometown	PPG	RPG	APG	
0	Zane Martin	G	6-4	205	Jr.	Philadelphia, Pa.	N/A		
1	Corey Manigault	F	6-9	225	Jr.	Suitland, Md.	8.9	4.7	0.7
3	Keith McGee	PG	6-3	180	R-So.	Rochester, N.Y.	9.1	1.3	1.9
4	Taviani Percy	G	6-5	200	G	Fr. Miami, Fla.	1.4	0.9	0.4
5	Clay Patterson	G	6-1	180	R-Fr.	Rio Rancho, N.M.	0.7	1.0	0.3
13	JaQuan Lyle	G	6-5	210	R-Jr.	Evansville, Ind.	N/A		
15	Vladimir Pinchuk	F/C	6-11	235	So.	Schwelm, Germany	3.1	3.0	0.4
22	Drue Drinnon	G	6-0	175	G	Fr. Smyrna, Ga.	2.7	1.1	2.3
25	Karim Ezzeddine	F	6-8	225	Jr.	Paris, France	4.3	3.6	0.9
33	Jordan Arroyo	F	6-7	210	F	Fr. Albuquerque, N.M.	1.4	1.1	0.0

Head Coach: Paul Weir (York '04)
UNM Record: 32-32, Second Year
Overall Record: 60-38, Third Year

Assistant Coaches: Chris Harriman
Jerome Robinson
Brandon Mason



BY THE NUMBERS STAT COMPARISON

	PPG	OPPG	FG%	OFG%	3FG%	O3FG%	FT%	RPG	APG	TOPG	SPG	BPG
Wyoming	65.7	75.3	.418	.447	.344	.348	.725	30.5	10.2	14.0	5.5	2.7
New Mexico	76.1	76.5	.426	.451	.349	.352	.698	37.7	13.8	14.5	6.7	3.6

Know The Foe

Wyoming Quick Facts

Location:	Laramie, Wyo.
Enrollment:	13,992
President:	Dr. Laurie Nichols
Athletics Director:	Tom Burman
School Colors:	Brown & Gold
18-19 Record:	8-23
18-19 MW Record:	4-14
Current W/L:	Won 2
Starters R/L:	2/3
Letterwinners R/L:	5/8
Head Coach:	Allen Edwards
Alma Mater:	Kentucky '02
UW Record:	51-51 (.500), 3rd Year
Overall Record:	Same
17-18 Record:	20-13 (.606)
17-18 MW Record:	10-8 (.555), 6th
17-18 Postseason:	None

New Mexico Quick Facts

Location:	Albuquerque, N.M.
Enrollment:	25,015
School Colors:	Cherry and Silver
18-19 Record:	13-17
18-19 MW Record:	7-11
Current W/L:	Lost 1
Starters R/L:	1/4
Letterwinners R/L:	4/7
Head Coach:	Paul Weir
Alma Mater:	York '04
UNM Record:	32-32, 2nd Year
Overall Record:	60-38, 3rd Year
17-18 Record:	19-15
17-18 MW Record:	12-6, 3rd
17-18 Postseason:	None

New Mexico Series Breakdown

Overall Series:	Wyoming trails 68-72
Series Began:	Dec. 19, 1950
Wyoming Record at Home:	41-25
Wyoming Record on the Road:	24-44
Wyoming Record on Neutral Sites:	3-3
UW Head Coach Allen Edwards vs.:	2-5
Longest UW Win Streak:	10, 1950-55
Longest UNM Win Streak:	8, 2011-14
Largest UW Margin of Victory:	40, 101-61 in 1958
Largest UNM Margin of Victory:	45, 100-55 in 2008
Most Points Scored by UW:	114 in 2018
Most Points Scored by UNM:	119 in 2018
Last Meeting:	March 9, 2019, Wyoming won at home 88-81

Last 15 Meetings

Date	Score	Site
01/30/13	L 59-63	H
03/02/13	L 42-53	A
03/13/13	L 46-59	N
01/08/14	L 69-72 (ot)	H
02/05/14	L 61-66 (ot)	A
01/24/15	W 63-62 (ot)	H
03/07/15	L 49-52 (ot)	A
01/16/16	W 70-68	A
01/21/17	L 71-78	A
02/25/17	W 82-71	H
01/10/18	L 66-75	A
02/20/18	L 114-119	H
03/08/18	L 75-85	N
01/19/19	L 53-83	A
03/09/19	W 88-81	H

Cowboys Open MW Championship Against Seventh Seeded New Mexico

The Cowboys open the 2019 Air Force Reserve Mountain West Basketball Championship on Wednesday against New Mexico at 2:30 p.m. MT in the Thomas & Mack Center in Las Vegas, Nev. It will mark back-to-back games against the Lobos, as Wyoming took the regular season finale in Laramie by a score of 88-81 on Saturday.

The contest will be available on the Mountain West Network with Nate Kreckman on play-by-play and Marty Fletcher on color. Fans can watch, listen and follow live stats on GoWyo.com. The game will be broadcast live on radio over the 25 affiliate stations of the Cowboy Sports Network, as Dave Walsh and Kevin McKinney will call the action.

A Look at the Matchup

Wyoming heads into the game with a 8-23 overall record and a 4-14 mark in the MW. The Pokes shot 52 percent from the field in the regular season finale on Saturday against the Lobos.

Wyoming has had 10 or fewer turnovers in three-straight games, as Wyoming is averaging 14 per game on the season. The Pokes have been solid at the free throw line this season at 73 percent. The Pokes shot 83 percent against the Lobos on Saturday. Wyoming ranks second in the MW in free throw percentage.

The Lobos head to Vegas with a 13-17 overall record and finished 7-11 in MW play for seventh in the final standings. New Mexico has won two of the last three contest with the only loss coming at the hands of the Pokes on Saturday.

New Mexico ranks second in the conference with 788 three-point attempts on the season. The Lobos have connected on 275 of those attempts ranking second in the league and No. 65 in the nation. UNM averages 11.3 offensive boards per gam, which ranks second in the MW. The Lobos grabbed 16 on Saturday in Laramie.

Each Team's Leaders

Wyoming is led in scoring, rebounding and assists by senior guard Justin James. He was the MW overall scoring champion at 21.8 points per game, which ranks No. 23 in the nation. He grabs 8.6 rebounds per game for fifth in the MW and adds 4.4 assists per game for fourth in the league. He also leads the MW in steals at 1.5 per game and has 46 on the season. He has 2,030 career points and needs two more to pass Marvelle Harris for fourth in career scoring in MW history.

Junior guard Jake Hendricks adds 10.9 points per game and leads the Pokes with 64 three pointers on the year. Hendricks is averaging 35.9 minutes per game, which ranks second on the Pokes behind James. Junior guard A.J. Banks adds 5.1 points per game and has scored in double-figures in back-to-back games for the first time in his career. He added a career-high 20 points on Saturday.

The Lobos are led in scoring by Anthony Mathis at 14.7 points per game. An excellent three point shooter, Mathis is second in the league at 3.4 makes per game and has made 102 on the season. He ranks No. 18 in the nation with his 3.4 makes per game. Vance Jackson adds 12.3 points per game on the season. He also ranks ninth in the MW averaging 7.1 rebounds per game to lead the Lobos.

About The Series

The Cowboys trail in the all-time series 68-72 in a series that dates back to 1950. The Pokes and Lobos have met six times on neutral floors with the series tied at 3-3. The Lobos defeated the Pokes in the quarterfinals by a score of 85-75.

Up Next

The winner will move on to the quarterfinals of 2019 Air Force Reserve Mountain West Basketball Championship facing second-seeded Utah State on Thursday at 7 p.m. MT.

**Mountain West Update
as of March 11, 2019**

Team (AP/Coaches)	CONFERENCE					OVERALL							
	W	L	Pct.	Home	Away	W	L	Pct.	Home	Away	Neutral	Last 10	Strk
Nevada (17/18)	15	3	.833	9-0	6-3	28	3	.903	15-0	9-3	4-0	8-2	W2
Utah State (RV/RV)	15	3	.833	8-1	7-2	25	6	.806	14-1	9-4	2-1	9-1	W7
Fresno State	13	5	.722	6-3	7-2	22	8	.733	13-4	7-3	2-1	7-3	W3
San Diego State	11	7	.611	8-1	3-6	19	12	.613	14-3	4-7	1-2	6-4	L2
UNLV	11	7	.611	6-3	5-4	17	13	.567	10-6	6-5	1-2	6-4	W2
Air Force	8	10	.444	5-4	3-6	13	17	.433	9-6	3-9	1-2	4-6	L2
New Mexico	7	11	.389	6-3	1-8	13	17	.433	9-7	4-9	0-1	4-6	L1
Colorado State	7	11	.389	4-5	3-6	12	19	.387	8-9	4-8	1-2	4-6	L3
Boise State	7	11	.389	4-5	3-6	12	19	.387	8-7	3-10	1-2	2-8	W1
Wyoming	4	14	.222	3-6	1-8	8	23	.258	6-10	1-11	1-2	3-7	W2
San José State	1	17	.056	1-8	0-8	4	26	.133	4-11	0-12	0-3	1-9	L3

WEEK AT A GLANCE

THREE-DAY RECAP

Saturday March, 9
 UNLV 65, Colorado State 60
 Wyoming 88, New Mexico 81
 Fresno State 121, San José State 81
 Boise State 80, Air Force 52
 No. 17/18 Nevada 81, San Diego State 53

Wednesday March, 6
 Wyoming 81, San Jose State 71
 Fresno State 76, San Diego State 74
 New Mexico 73, Boise State 72

Tuesday March, 5
 RV/RV Utah State 100, Colorado State 96 (OT)
 No. 17/18 Nevada 90, Air Force 79



Pokes in the Pros - Josh Adams

Former Cowboy Josh Adams was one of 13 players invited to the USA Basketball Men's World Cup Qualifying Team Training Camp. The 13 players are part of the NBA G-League, as Adams plays for the Raptors 905 with former Cowboy Derek Cooke, Jr.

Adams is averaging 17 points per game to go along with 4.8 rebounds and 5.2 assists in his nine games played. He has shot 41 percent from the three point line in those contests. Adams has played professionally in China, Turkey and Russia.

Former NBA head coach Jeff Van Gundy, who has led the USA to an 8-2 record in FIBA Americas World Cup Qualifying action and earned the United States a qualifying berth for the 2019 FIBA Basketball World Cup.

*Mountain West game. Home teams in **BOLD**. Rankings listed according to Associated Press/USA Today Coaches' Top 25 polls.

*Mountain West game. Home teams in **BOLD**. Rankings listed according to Associated Press/USA Today Coaches' Top 25 polls.

**Game #31: Wyoming 88 New Mexico 81
March 9, 2019 | Laramie, Wyo. | Arena-Auditorium**



Official Basketball Box Score -- Game Totals -- Final Statistics
New Mexico vs Wyoming
 03/09/19 4:02 pm at Laramie, Wyo. (Arena-Auditorium)



New Mexico 81 • 13-17, 7-11 MW

#	Player	Total		3-Ptr		Rebounds		PF	TP	A	TO	Blk	Stl	Min
		FG-FGA	FG-FGA	FT-FTA	Off	Def	Tot							
35	BRAGG, Carlton	f	9-16	0-0	4-5	7	13	20	4	22	1	0	0	31
02	JACKSON, Vance	f	4-12	1-6	4-8	2	9	11	3	13	3	4	0	1
10	MALLUACH, Makuach	g	5-8	3-4	5-7	0	0	0	1	18	3	1	1	33
14	KUIPER, Dane	g	2-4	2-2	0-0	1	1	2	2	6	0	1	0	18
32	MATHIS, Anthony	g	2-8	2-6	6-7	0	2	2	5	12	2	2	0	35
01	MCGAULT, Corey	g	2-7	0-0	0-0	4	1	5	2	4	2	1	0	17
03	MCREE, Keith	g	1-8	0-4	1-2	1	0	1	4	3	1	1	0	20
15	PINGCHUK, Vladimir	g	0-0	0-0	0-0	0	0	0	0	0	0	0	0	5
22	DRINNON, Drue	g	1-2	1-2	0-0	0	0	0	2	3	2	0	0	12
Team						1	0	1			2			
Totals			26-65	9-24	20-29	16	26	42	23	81	14	12	1	6

FG % 1st Half: 13-29 44.8% 2nd half: 13-36 36.1% Game: 26-65 40.0%
 3FG % 1st Half: 5-11 45.5% 2nd half: 4-13 30.8% Game: 9-24 37.5%
 FT % 1st Half: 10-14 71.4% 2nd half: 10-15 66.7% Game: 20-29 69.0%
 Deadball Rebounds: 5

Wyoming 88 • 8-23, 4-14 MW

#	Player	Total		3-Ptr		Rebounds		PF	TP	A	TO	Blk	Stl	Min
		FG-FGA	FG-FGA	FT-FTA	Off	Def	Tot							
13	TAYLOR, TJ	f	0-5	0-4	2-2	0	1	1	4	2	0	0	0	1
33	NAUGHTON, Jordan	f	4-4	0-0	2-2	0	1	1	4	10	1	1	0	17
00	HENDRICKS, Jake	g	3-6	2-5	3-4	0	2	2	4	11	3	1	0	1
01	JAMES, Justin	g	11-24	3-9	3-4	2	10	12	1	28	3	3	0	40
02	BANKS, A.J.	g	5-7	1-1	9-11	0	4	4	3	20	5	3	0	39
10	THOMPSON, Hunter	g	3-4	3-4	5-6	0	3	3	2	14	2	2	1	28
11	YOUNG, Trace	g	0-1	0-1	0-0	0	1	1	2	0	0	0	0	4
22	PORTER, Brandon	g	1-1	1-1	0-0	0	1	1	3	3	1	0	0	8
Team						1	4	5						
Totals			27-52	10-25	24-29	3	27	30	23	88	15	10	1	200

FG % 1st Half: 15-32 46.9% 2nd half: 12-20 60.0% Game: 27-52 51.9%
 3FG % 1st Half: 8-17 47.1% 2nd half: 2-8 25.0% Game: 10-25 40.0%
 FT % 1st Half: 4-4 100.0 2nd half: 20-25 80.0% Game: 24-29 82.8%

Officials: David Hall, Rick Randall, Kelly Pfeifer
 Technical Fouls: New Mexico-BRAGG, Carlton. Wyoming-BANKS, A.J.
 Attendance: 4113

Score by periods	1st	2nd	Total
New Mexico	41	40	81
Wyoming	42	46	88

	Points	In Paint	Off T/O	2nd Chance	Fast Break	Bench
NM	34	10	18	0	10	10
WY	26	14	2	2	2	17

Last FG - NM 2nd-00:19, WY 2nd-03:52.
 Largest lead - NM by 2 1st-02:28, WY by 12 2nd-03:24.
 NM led for 02:37. WY led for 32:52. Game was tied for 04:31.

Score tied - 5 times.
 Lead changed - 4 times.

**Cowboy Offense Comes Alive in 88-81
Senior Day Win Over New Mexico**

The Cowboy offense featured five players in double-figures with seniors Justin James and Jordan Naughton combining for 38 in a 88-81 win over New Mexico on Saturday afternoon in the Arena-Auditorium on Senior Day. It marked the first time the Pokes had five player score in double-figures, as the 88 points was a season best.

"I thought everybody who got in the game tonight did a good job, especially with the physicality that New Mexico brings to the court," Edwards said. "We would have rather not given up the 16 offensive rebounds to the Lobos, but I admired the fight of our guys tonight."

James led Wyoming with 28 points for the night in his final game in the Arena-Auditorium. He now has 2,030 points and is 20 away from passing Flynn Robinson for third all-time at Wyoming. He is also two points shy of passing Marvelle Harris for fourth all-time in the MW scoring. He also added his 10th double-double of the season with 12 rebound.

Naughton added 10 points on senior night going a perfect 4-of-4 from the field and 2-of-2 from the charity stripe. Junior guard A.J. Banks added a career-high 20 points and added five assists on the night for a career high. Redshirt Hunter Thompson added 14 points on 3-of-4 from behind the arc and 5-of-6 from the free throw line. Junior Jake Hendricks added 11 points and three assists.

The Pokes shot 52 percent from the field on the night and 40 percent from behind the arc. Wyoming was 24-of-29 from the free throw line including 20 in the second half for 83 percent. The Lobos held a 42-30 advantage on the glass and had 18 second chance points.



Jake Hendricks
G, 6-5, 170, Jr.
Smithfield, Utah




Justin James
G, 6-7, 190, Sr.
Port Saint Lucie, Fla.



A.J. Banks
G, 6-2, 163, Jr.
Las Vegas, Nev.



Tariq Johnson
G, 6-5, 206, Fr.
College Park, Md.



Hunter Thompson
F, 6-10, 235, R Fr.
Pine Bluffs, Wyo.



Trace Young
G/F, 6-9, 179, Fr.
Owensboro, Ky.



Bradley Belt
G, 6-4, 199, Fr.
Huntsville, Ala.



Trevon "TJ" Taylor
G/F, 6-6, 197, Fr.
Chesapeake, Va.



Austin Mueller
F, 6-6, 210, So.
Highlands Ranch, Colo.



Brandon Porter
F, 6-8, 193, Fr.
Virginia Beach, Va.



Hunter Maldonado
G, 6-7, 200, So.
Colorado Springs, Colo.



Jordan Naughton
F, 6-10, 234, Sr.
Rancho Cucamonga, Calif.



KC Henry
G, 6-0, 195, R-So.
Lingle, Wyo.



Haize Fornstrom
G, 6-4, 185, Fr.
Pine Bluffs, Wyo.



Allen Edwards
Head Coach
Third Season

RADIO-TV ROSTER

2018-19 GAME NOTES

Alphabetical Roster

No.	Name	Pos.	Ht.	Wt.	Cl.	Exp.	Hometown (Last School)
2	A.J. Banks	G	6-2	163	Jr.	JC	Las Vegas, Nev. (Pratt CC (Kan.))
12	Bradley Belt	G	6-4	199	Fr.	HS	Huntsville, Ala. (Washington Academy)
55	Haize Fornstrom	G	6-4	185	Fr.	HS	Pine Bluffs, Wyo. (Pine Bluffs)
0	Jake Hendricks	G	6-5	170	Jr.	JC	Smithfield, Utah (Coll. of Southern Idaho)
40	KC Henry	G	6-0	195	RSo.	HS	Lingle, Wyo. (Lingle-Ft. Laramie)
1	Justin James	G	6-7	190	Sr.	3L	Port Saint Lucie, Fla. (Oldsmar Christian)
5	Tariq Johnson	G	6-5	206	Fr.	HS	College Park, Md. (Mt. Zion Prep)
24	Hunter Maldonado	G	6-7	200	So.	1L	Colorado Springs, Colo. (Vista Ridge)
14	Austin Mueller	F	6-6	210	So.	1L	Highlands Ranch, Colo. (Thunder Ridge)
33	Jordan Naughton	F	6-10	234	Sr.	3L	Rancho Cucamonga, Calif. (Etiwanda)
22	Brandon Porter	F	6-8	193	Fr.	HS	Virginia Beach, Va. (Washington Academy)
13	Trevon "TJ" Taylor	G/F	6-6	197	Fr.	HS	Chesapeake, Va. (Hillcrest Prep)
10	Hunter Thompson	F	6-10	235	RFr.	RS	Pine Bluffs, Wyo. (Pine Bluffs)
11	Trace Young	G/F	6-9	179	Fr.	HS	Owensboro, Ky. (Mt. Zion Prep)

Numerical Roster

No.	Name	Pos.	Ht.	Wt.	Cl.	Exp.	Hometown (Last School)
0	Jake Hendricks	G	6-5	170	Jr.	JC	Smithfield, Utah (Coll. of Southern Idaho)
1	Justin James	G	6-7	190	Sr.	3L	Port Saint Lucie, Fla. (Oldsmar Christian)
2	A.J. Banks	G	6-2	163	Jr.	JC	Las Vegas, Nev. (Pratt CC (Kan.))
5	Tariq Johnson	G	6-5	206	Fr.	HS	College Park, Md. (Mt. Zion Prep)
10	Hunter Thompson	F	6-10	235	RFr.	RS	Pine Bluffs, Wyo. (Pine Bluffs)
11	Trace Young	G/F	6-9	179	Fr.	HS	Owensboro, Ky. (Mt. Zion Prep)
12	Bradley Belt	G	6-4	199	Fr.	HS	Huntsville, Ala. (Washington Academy)
13	Trevon "TJ" Taylor	G/F	6-6	197	Fr.	HS	Chesapeake, Va. (Hillcrest Prep)
14	Austin Mueller	F	6-6	210	So.	1L	Highlands Ranch, Colo. (Thunder Ridge)
22	Brandon Porter	F	6-8	193	Fr.	HS	Virginia Beach, Va. (Washington Academy)
24	Hunter Maldonado	G	6-7	200	So.	1L	Colorado Springs, Colo. (Vista Ridge)
33	Jordan Naughton	F	6-10	234	Sr.	3L	Rancho Cucamonga, Calif. (Etiwanda)
40	KC Henry	G	6-0	195	RSo.	HS	Lingle, Wyo. (Lingle-Ft. Laramie)
55	Haize Fornstrom	G	6-4	185	Fr.	HS	Pine Bluffs, Wyo. (Pine Bluffs)

Starters and Lettermen Returning/Lost

Starters Returning (2)

No.	Name	Pos.	Ht.	Wt.	Cl.	Exp.	PPG	RPG	APG	GP/GS
1	Justin James	G	6-7	190	Sr.	3L	18.2	6.0	3.1	32/32
24	Hunter Maldonado	G	6-7	200	So.	1L	5.3	2.2	1.1	29/19

Starters Lost (3)

No.	Name	Pos.	Ht.	Wt.	Cl.	Exp.	PPG	RPG	APG	GP/GS
5	Alan Herndon	F	6-9	210	Sr.	4L	11.8	5.7	2.0	33/32
20	Hayden Dalton	F	6-8	185	Sr.	3L	17.7	7.8	2.6	33/33
10	Cody Kelley	G	5-11	180	So.	2L	5.2	2.4	2.9	33/23

Other Lettermen Returning (3)

No.	Name	Pos.	Ht.	Wt.	Cl.	Exp.	PPG	RPG	APG	GP/GS
14	Austin Mueller	F	6-6	210	So.	1L	1.1	0.5	0.1	13/0
33	Jordan Naughton	F	6-10	234	Sr.	3L	2.0	1.2	0.0	9/0

Newcomers

No.	Name	Pos.	Ht.	Wt.	Cl.	Exp.	Hometown (Last School)
0	Jake Hendricks	G	6-5	170	Jr.	JC	Smithfield, Utah (Coll. of Southern Idaho)
2	A.J. Banks	G	6-2	163	Jr.	JC	Las Vegas, Nev. (Pratt CC (Kan.))
5	Tariq Johnson	G	6-5	206	Fr.	HS	College Park, Md. (Mt. Zion Prep)
11	Trace Young	G/F	6-9	179	Fr.	HS	Owensboro, Ky. (Mt. Zion Prep)
12	Bradley Belt	G	6-4	199	Fr.	HS	Huntsville, Ala. (Washington Academy)
13	Trevon "TJ" Taylor	G/F	6-6	197	Fr.	HS	Chesapeake, Va. (Hillcrest Prep)
22	Brandon Porter	F	6-8	193	Fr.	HS	Virginia Beach, Va. (Washington Academy)

Pronunciations

14 - Austin Mueller (MUE-ler)

Roster Breakdown

By Class

Seniors (2)			
Justin James	G	6-7	190
Jordan Naughton	F	6-10	234

Juniors (2)

A.J. Banks	G	6-2	163
Jake Hendricks	G	6-5	170

Sophomores (3)

Hunter Maldonado	G	6-7	200
Austin Mueller	F	6-6	210
KC Henry (RS)	G	6-0	195

Freshman (7)

Bradley Belt	G	6-4	199
Tariq Johnson	G	6-5	206
Brandon Porter	F	6-8	193
Trevon "TJ" Taylor	F	6-6	197
Hunter Thompson (RS)	F	6-10	235
Trace Young	F	6-9	179
Haize Fornstrom	G	6-4	185

By Position

Guards (8)

Justin James	G	6-7	190
A.J. Banks	G	6-2	163
Jake Hendricks	G	6-5	170
Hunter Maldonado	G	6-7	200
Bradley Belt	G	6-4	199
Tariq Johnson	G	6-5	206
KC Henry	G	6-0	195
Haize Fornstrom	G	6-4	185

Forwards (6)

Jordan Naughton	F	6-10	234
Austin Mueller	F	6-6	210
Brandon Porter	F	6-8	193
Trevon "TJ" Taylor	F	6-6	197
Hunter Thompson (RS)	F	6-10	235
Trace Young	F	6-9	179

By High School or Transfer

High School (12)

Justin James	G	6-7	190
Hunter Maldonado	G	6-7	200
Austin Mueller	F	6-6	210
Jordan Naughton	F	6-10	234
Hunter Thompson	F	6-10	235
Brandon Porter	F	6-8	193
Trevon "TJ" Taylor	F	6-6	197
Trace Young	F	6-9	179
Bradley Belt	G	6-4	199
Tariq Johnson	G	6-5	206
KC Henry	G	6-0	195
Haize Fornstrom	G	6-4	185

Transfers (2)

A.J. Banks	G	6-2	163
Jake Hendricks	G	6-5	170

Mountain West Preseason Poll

2018-19 Preseason Predicted Order of Finish:

School	Points (First-Place Votes)
Nevada	207 (18)
San Diego State	188 (1)
New Mexico	153
Boise State	139
Fresno State	138
UNLV	122
Wyoming	88
Colorado State	80
Utah State	78
Air Force	42
San José State	19

2018-19 Preseason All-Conference Team:

Jordan Caroline, Nevada
 Deshon Taylor, Fresno State
 Caleb Martin, Nevada
 Justin James, Wyoming
 Cody Martin, Nevada

2018-19 Preseason Player of the Year:

Caleb Martin, Nevada

2018-19 Preseason Freshman of the Year:

Jordan Brown, Nevada

2018-19 Preseason Newcomer of the Year:

Vance Jackson, New Mexico

2017-18 Results

Date	Opponent (TV)	Time (MT)
11/3	Regis (Exhibition)	W, 75-65
11/10	Chattanooga	W, 74-65
11/13	at Oregon State (Pac-12 Network)	W, 75-66
11/20	South Dakota State #	W, 77-65
11/21	Louisiana #	W, 70-61
11/22	#12 Cincinnati	L, 53-78
11/26	New Mexico Highlands	W, 83-70
11/29	at Denver (Altitude 2)	L, 78-88
12/2	Drake ^	W, 96-87 2 OT
12/6	at South Carolina (SEC Network)	L, 64-80
12/9	Pacific	W, 86-72
12/12	Eastern Washington	W, 93-88 OT
12/16	Texas Southern	W, 72-66
12/19	Northern Colorado	L, 84-91
12/27	San Diego State * (ESPN3)	W, 82-69
1/3	at Nevada * (CBSSN)	L, 92-83
1/6	Boise State * (AT&T SportsNet)	W, 79-78 OT
1/10	at New Mexico * (Stadium)	L, 66-75
1/13	Colorado State * (CBSSN)	L, 73-78
1/20	at Utah State *	W, 85-77
1/24	Nevada * (ESPNU)	W, 104-103 2OT
1/27	at San José State *	W, 90-86 OT
1/31	at Colorado St. * (AT&T SportsNet)	W, 91-86 2OT
2/3	Fresno State * (AT&T SportsNet)	L, 62-80
2/7	Utah State *	W, 83-65
2/10	at UNLV * (CBSSN)	L, 70-85
2/14	at San Diego State * (CBSSN)	L, 77-87
2/17	San José State *	W, 89-75
2/20	New Mexico * (AT&T SportsNet)	L, 114-119
2/24	at Fresno State * (ESPNU)	W, 78-68
2/28	Air Force *	W, 66-54
3/3	at Boise State * (AT&T SportsNet)	L, 87-95
3/7	vs. San José State \$	W, 74-61
3/8	vs. New Mexico \$	L, 75-85

Bold indicates home games
 * Indicates Mountain West games
 # Cayman Island Classic
 ^ MW/MVC Challenge
 ! Game played in Torrington, Wyo.

MW Tournament History: The Cowboys head to the MW Championship with a 12-18 mark in the history of the tournament. The Pokes are 23-30 all-time in conference championships. The Pokes went 1-1 last season downing San Jose State and falling to New Mexico. The Cowboys are 2-10 all-time in the first round. Wyoming is 3-4 against the Lobos in conference tournaments and are 1-3 in neutral site games.

The Three Ball Under Edwards: The Cowboys have connected on 240 three pointers this season. That number ranks fourth in single season school history. Wyoming has knocked down 913 threes under Edwards in three seasons. Wyoming has hit nine threes per game as well. The Pokes own three of the four single season highs in Cowboy history under Edwards.

Over 50: The Pokes shot 52 percent from the field against New Mexico on Saturday. It marked the third time Wyoming has shot over 50 percent from the field sporting a 2-1 record. Wyoming shot 56 percent against San Jose State for a home win in January and shot 52 percent in a loss against Denver in December.

Leading at the Half: The Pokes have been outstanding when leading at halftime under head coach Allen Edwards. The Pokes are 4-1 on the season when leading at the break and are an impressive 38-3 when leading at halftime under head coach Allen Edwards. Wyoming's only loss this season came against UNLV on Jan. 5. Wyoming lead at halftime at San Jose State and at home against New Mexico.

Five Players In Double Figures: The Cowboys had five players in double-figures against New Mexico on Saturday. It was the first time since a home win over SJSU on Feb. 17, 2018. James led Wyoming with 28 points for the night in his final game in the Arena-Auditorium. Naughton added 10 points on senior night going a perfect 4-of-4 from the field and 2-of-2 from the charity stripe. Junior guard A.J. Banks added a career-high 20 points and added five assists on the night for a career high. Redshirt Hunter Thompson added 14 points on 3-of-4 from behind the arc and 5-of-6 from the free throw line. Junior Jake Hendricks added 11 points and three assists.

Thompson for Three: Redshirt freshman forward Hunter Thompson hits a trio of three points against New Mexico on Saturday. It was his first multi-three game since hitting three against Colorado State on Feb. 9, also in a win for the Pokes. Thompson added double-digit points since Jan. 23 against SJSU, as he scored 19 points.

Naughton Brings it on Senior Day: Senior Jordan Naughton had a big game in his final performance in the AA. Naughton added 10 points on senior night going a perfect 4-of-4 from the field and 2-of-2 from the charity stripe. He also added momentum changing and-ones on two occasions.

Single Season Points: Senior Justin James has 675 points this season for the Brown and Gold. That number ranks fifth in single season scoring in school history. He could become the third player to score over 700 in a season with 25 points. Josh Adams (740) and Flynn Robinson are the two players.

Here's The Dish: The Pokes added 15 assists against New Mexico on Saturday. It marked three-straight games with double-digit assists for the second time this season, the other time was against Northern Colorado, South Carolina and Denver. Wyoming's 15 helpers was the second most after 17 at SJSU last Wednesday.

Protecting the Ball: The Cowboys have protected the basketball over the last three games with under 10 in three-straight. Wyoming had 10 against New Mexico, eight against both Air Force and San Jose State. The Pokes have a 1.7 assist to turnover ratio in that stretch. Wyoming has a 0.7 assists to turnover ratio for the season.

Offense is Moving: Wyoming scored a season-high 88 points in a win over New Mexico on Saturday. Wyoming shot 52 percent from the field. The Pokes also added 81 points at San Jose State for the first back-to-back 80 point nights for the Brown and Gold this season. Wyoming is scoring 80 points per game in the last three contests, as Wyoming averages 65 for the season.

Back-to-Back Wins: The Cowboys won both games last week marking the first time Wyoming has won back-to-back games this season.

Mr. 2,000: Senior Justin James accomplished an impressive feat hit only six times by a MW player in the 20 years of the league when he hit a free throw to get to 23 points at San Jose State. He reached 2,000 career points. Jordan Caroline of Nevada reached the feat on at Utah State as well. James now has 2,030 in his career at Wyoming after 28 against New Mexico.

Records Watch - Career Individual

TOTAL POINTS

1.	Fennis Dembo (1985-88)	2,311
2.	Brandon Ewing (2006-09)	2,168
3.	Flynn Robinson (1963-65)	2,049
4.	Justin James (2015-Pres.)	2,030
5.	Eric Leckner (1985-88)	1,938
6.	Josh Adams (2013-16)	1,819
7.	Reginald Slater (1989-92)	1,809
8.	Charles Bradley (1978-81)	1,744
9.	Jeron Roberts (1995-98)	1,599
10.	Carl Ashley (1968-70)	1,598

FIELD GOALS MADE

1.	Fennis Dembo	1985-88	823
2.	Flynn Robinson	1963-65	764
3.	Eric Leckner	1985-88	753
4.	Justin James	2015-Pres.	684
5.	Charles Bradley	1978-81	652
6.	Reginald Slater	1989-92	644
7.	Brandon Ewing	2006-09	639
8.	Carl Ashley	1968-70	605
9.	Leon Clark	1964-66	581
10.	Bill Garnett	1979-82	574

FIELD GOALS ATTEMPTED

1.	Flynn Robinson	1963-65	1,770
2.	Fennis Dembo	1985-88	1,628
3.	Justin James	2015-Pres.	1,546
4.	Brandon Ewing	2006-09	1,464
5.	Tony Windis	1957-59	1,390
6.	Carl Ashley	1968-70	1,380
7.	Josh Adams	2013-16	1,333
8.	Harry Hall	1967-69	1,314
9.	Eric Leckner	1985-88	1,231
10.	Leon Clark	1964-66	1,224

GAMES PLAYED

1.	Alan Herndon	2014-18	133
2.	Eric Leckner	1985-88	131
3.	Josh Adams	2013-16	130
	Justin James	2015-Pres.	130
5.	Fennis Dembo	1985-88	129
	Turk Boyd	1985-88	129
7.	David Lodgins	1985-88	128
8.	Sean Dent	1984-88	127
9.	Brandon Ewing	2006-09	126
10.	Adam Waddell	2009-12	124

3-POINT FIELD GOALS MADE

1.	Jason McManamen	2013-17	210
2.	Brandon Ewing	2006-09	193
3.	Josh Adams	2013-16	187
4.	Riley Grabau	2012-15	171
5.	Jay Straight	2002-05	169
6.	LaDrell Whitehead	1995-97	168
7.	Reggie Fox	1987-89	165
8.	Justin James	2015-Pres.	154
9.	Hayden Dalton	2016-18	147
10.	Alexander Aka Gorski	2015-18	143
	Fennis Dembo	1985-88	143

FREE THROWS MADE

1.	Brandon Ewing	2006-09	697
2.	Fennis Dembo	1985-88	522
3.	Reginald Slater	1989-92	521
	Flynn Robinson	1963-65	521
5.	Justin James	2015-Pres.	508
6.	Jeron Roberts	1995-98	507
7.	Brad Jones	2006-08	476
8.	Josh Adams	2013-16	472
9.	Harry Hall	1967-69	471

All-Time MW Scoring: Senior Justin James sits at 2,030 career points at Wyoming, which ranks as the fifth most in the history of the MW. He is the second Cowboy to reach the feat as Brandon scored 2,168 from 2006-09.

1.	Jimmer Fredette (BYU)	2,599	2008-11
2.	Brandon Heath (SDSU)	2,189	2004-07
3.	Brandon Ewing (WYO)	2,168	2006-09
4.	Marville Harris (FS)	2,031	2013-16
5.	Justin James (WYO)	2,030	2016-Pres.

Scoring Champion: Senior Justin James currently leads the Mountain West in scoring this season at 21.8 points per game. The league wrapped up play on Saturday and James became the four Poke to win a MW Scoring Title joining Josh Adams (2016), Brandon Ewing (2007-09) and Marcus Bailey (2001). The Cowboys have had one player lead the WAC in scoring in Bill Garnett, as he led the WAC in scoring in 1982. James mark is the second most in a season to lead the conference after Adams had 24.7 in 2016.

Money in the Banks: Junior guard A.J. Banks scored a career-high 20 points against New Mexico. He also added a career-high five assists. He added 13 points at San Jose State for double-digit scoring in back-to-back games for the first time in his career.

Hendricks From Deep: Junior guard Jake Hendricks added six three pointers at San Jose State for back-to-back games with six three pointers. He has recorded 64 on the season after two on Saturday averaging three per game. He is five away from moving into the top-10 in single season three pointers.

Getting Defensive in the Second Half: The Pokes got defensive in the second half against San Jose State on Wednesday. The Cowboys held the Spartans to 27 percent from the field the lowest allowed in the second half this season. SJSU shot 50 percent from the field in the opening frame.

Road Win: The Pokes earned a road win on Wednesday for the first of the season. Wyoming owns a neutral sit win on the year defeating Richmond. It marked the first road win since downing defeating Fresno State on Feb. 24, 2018.

Starting Lineups: The Pokes used the starting lineup of Jake Hendricks, Justin James, A.J. Banks, TJ Taylor and Jordan Naughton against SJSU. It was the 15th different lineup used this season. That number ranks tied for first in the country with UT Martin's 15, as the Skyhawks are coached by former Wyoming assistant Anthony Stewart.

James Against The MW: After scoring 27 points last at Fresno State, Senior guard Justin James added 23 against Air Force and 25 against SJSU, 28 against New Mexico and now has now scored 1,086 points against conference foes.

Thompson Protects Rim: Freshman Hunter Thompson was a defensive presence for the Pokes at Fresno State. He recorded four blocks on the night for a season-high by any Cowboy, as he established a new Career-best. It was the most blocks in a game since Alan Herndon had five against Nevada on Jan. 3, 2018.

Elite Company: Senior Justin James is one of the most elite players in college basketball. In fact, James is one of three active players in the country with over 2,000 points, 600 rebounds and 300 assists. The other two are Ethan Happ of Wisconsin and John Konchar of Purdue-Fort Wayne.

From The Line: The Pokes were impressive at the line at Colorado State. In fact the Pokes went a perfect 14-of-14 from the stripe. It marked the first perfect game with over 10 attempts in the Mountain West Era of Cowboy Basketball

Trouble From Behind The Arc: The Cowboys struggled from behind the arc at Colorado State. Wyoming was 2-of-24 for eight percent. It was the fewest threes since hitting two at Boise State on Jan. 26.

Getting to the Line....Alot: Senior Justin James has gotten to the free throw line quite a bit in his career. In fact, He has gone to the line 694 times to rank fourth in school history. He ranks sixth in career makes at Wyoming with 508. James ranks fifth in the nation 254 attempts this season with 189 makes for No. 11 in the NCAA. He leads the MW in both.

Time and Time Again: Senior Justin James has been a warrior all season long. He ranks third in the nation averaging 38:13 minutes per game for second in the nation. He has played in 18 games with 38 or more minutes played.

Record Watch - Career Individual

ASSISTS

1.	Sean Dent	1984-88	502
2.	Brandon Ewing	2006-09	471
3.	Jay Straight	2002-05	453
4.	Chris McMillian	1999-03	434
5.	Fennis Dembo	1985-88	410
6.	Josh Adams	2013-16	398
7.	Mike Jackson	1980-83	357
8.	Brad Jones	2006-08	351
9.	JayDee Luster	2010-12	344
10.	Justin James	2015-Pres.	339

STEALS

1.	Sean Dent	1984-88	249
2.	Fennis Dembo	1985-88	176
3.	Brandon Ewing	2006-09	161
4.	LaDrell Whitehead	1995-97	150
5.	Josh Adams	2013-16	144
6.	Larry Nance Jr.	2012-15	141
7.	Josh Davis	1999-02	140
8.	Chris McMillian	1999-03	136
9.	Jay Straight	2002-05	126
10.	Justin James	2015-Pres.	120

FREE THROW ATTEMPTS

1.	Brandon Ewing	2006-09	855
2.	Reginald Slater	1989-92	727
3.	Charles Bradley	1978-81	696
4.	Justin James	2015-Pres.	694
5.	Jeron Roberts	1995-98	678
	Fennis Dembo	1985-88	678
7.	Harry Hall	1967-69	671
8.	Brad Jones	2006-08	638
9.	Eric Leckner	1985-88	634
10.	Josh Adams	2013-16	621

Single Season

POINTS SCORED

1.	Josh Adams	2015-16	740
2.	Flynn Robinson	1964-65	701
3.	Fennis Dembo	1986-87	689
4.	Flynn Robinson	1962-63	682
5.	Justin James	2018-19	675
6.	Flynn Robinson	1963-64	666
7.	Fennis Dembo	1987-88	653
8.	Joe Capua	1955-56	637
9.	Eric Leckner	1986-87	634
10.	Brandon Ewing	2006-07	616

ASSISTS

1.	Sean Dent	1986-87	183
2.	Brandon Ewing	2008-09	166
	Sean Dent	1985-86	166
4.	Jay Straight	2004-05	148
5.	Maurice Alexander	1991-92	147
6.	Justin James	2015-Pres.	139
7.	Brad Jones	2006-07	135
8.	Chris McMillian	1998-99	130
9.	Mike Jackson	1991-92	129
10.	David Murray	1992-93	128

Taylor Has Big Night: Freshman Trevon "TJ" Taylor had a big game for the Pokes against Nevada. He added 13 points for his seventh game in double-figures this season and the first since scoring 10 against Boise State on Jan. 26 in Boise. Taylor scored nine points in the first half. He also finished the night tying a career-high with eight rebounds, which also led Wyoming.

Active Hands: Senior Justin James puts up some special numbers on the offensive end of the floor, but his defense can sometimes be over looked. He is currently the MW leader in steals on the season at 1.5 per game. He has 46 steals on the season. He also moved into the top-10 in career steals against Nevada, as he has 120 in his career for 10th as he passed Marcus Bailey.

And He Can Pass: Senior Justin James added seven assists at SJSU. He ranks fourth in the conference at 4.4 per game. He now has 339 in his career at Wyoming, as he passed Brett McFall (307) for 10th all-time at Wyoming. He has had a career-high nine assists twice this season. Once at Oregon State and once against Air Force on the road.

Opening Act: The Pokes shot a season-high 61 percent from the field in the first half at Utah State. It was the highest shooting percentage in the opening half since shooting 62 percent at Air Force on Feb. 4, 2017. Wyoming erased an 11 point deficit in the first half and went 14-of-23 from the field in the opening 20 minutes against the Aggies.

Porter Brings Solid Night: Freshman Brandon Porter had a solid night for the Pokes at Fresno State. He tied a career-high with 10 points, which he achieved at Oregon State in the second game of the season. Porter also tied a career-high with two three pointers and also added a career-high two assists.

James and the Three Ball: Senior Justin James hit three triples at Utah State, but did not hit one against Nevada and CSU and added two against UNLV, Air Force and SJSU. He now has 154 in his career at Wyoming for eighth in school history. He passed former teammates Hayden Dalton, Alexander Aka Gorski.

A Veteran for Sure: Senior Justin James played his 130th game against New Mexico. He is tied for third all-time at Wyoming. He passed former Teammate Jason McManamen and Cowboy great Larry Nance Jr. prior to the Utah State game to move into the top-10.

Three Ball Dropping: The Pokes were feeling it from behind the arc against Colorado State. Wyoming hit 13 triples for the second most this season after hitting 15 against Air Force. The Pokes shot a season-high 54 percent from behind the arc against the Rams. Wyoming has hit 49 threes for 9.8 per game over their last five games.

James Has Career Night: Senior Justin James scored a career-high 36 points in a win over Colorado State. James has now scored 30 or more points five times in his career and two times this season. James was 10-of-14 from the field and 11-of-12 from the free throw line against the Rams. He was just as lethal from behind the arc hitting a career best five three-pointers on six attempts. James also added seven assists having his hand in 74 percent of the Cowboys scoring in the Border War win. He passed Reggie Slater and Josh Adams for fifth in career scoring at UW.

Double-Digit Triples: The Pokes finished the game against Colorado State with 13 triples. It marked back-to-back games with double digit triples for the first time in conference play after 15 at Air Force. Wyoming has double-digit three-pointers in five games this season.

Pokes Lead Wire-to-Wire: The Pokes jumped out to an early 8-0 lead on Colorado State and never looked back in a 74-66 win. It marked the first time this season that the Pokes have led from start to finish.

The Numbers Game: The Pokes win over Colorado State was a big one. Wyoming allowed only 66 points. When teams score under 70 points on the season the Pokes hold a 5-3 record. The only two losses came to Boise State and UNLV twice.

Two 20 Point Scorers: The Pokes had two players with 20 or more points at Air Force. Justin James had 22 points and Jake Hendricks added 21 points. It marked the first time UW has had two 20-plus scorers since Hunter Maldonado had 20 and James had 25 against Northern Colorado on Dec. 1.



Record Watch - Single Season

3-PT FIELD GOALS Made

1.	Sean Ogirri	2008-09	109
2.	Josh Adams	2015-16	96
3.	Jason McManamen	2015-16	92
4.	Jason McManamen	2016-17	86
5.	Hayden Dalton	2017-18	85
6.	Luke Martinez	2011-12	81
7.	Derrius Gilmore	2012-13	79
8.	Fennis Dembo	1986-87	78
9.	Maurice Alexander	1990-91	69
	Reggie Fox	1988-89	69
	Jake Hendricks	2018-19	64

FIELD GOALS ATTEMPTED

1.	Moe Radovich	1950-51	635
2.	Joe Capua	1955-56	624
3.	Flynn Robinson	1962-63	615
4.	Flynn Robinson	1964-65	597
5.	Flynn Robinson	1963-64	558
6.	Justin James	2018-19	538
7.	Tony Windis	1957-58	514
8.	Carl Ashley	1968-69	506
9.	Leon Clark	1965-66	478
10.	Terry Happel	1959-60	474

FREE THROWS MADE

1.	Brandon Ewing	2008-09	233
2.	Josh Adams	2015-16	210
3.	Joe Capua	1955-56	203
4.	Jeron Roberts	1997-98	200
5.	Brad Jones	2006-07	198
6.	Brandon Ewing	2006-07	194
7.	Justin James	2018-19	189
8.	Flynn Robinson	1963-64	182
9.	Fennis Dembo	1987-88	178
10.	Flynn Robinson	1962-63	172

FREE THROWS ATTEMPTED

1.	Joe Capua	1955-56	287
2.	Brandon Ewing	2008-09	280
3.	Ugo Udezue	1998-99	271
4.	Justin James	2018-19	254
4.	Brad Jones	2006-07	253
5.	Jeron Roberts	1997-98	250
6.	Brandon Ewing	2006-07	241
7.	Harry Hall	1968-69	235
8.	Harry Hall	1967-68	225
9.	Charles Bradley	1979-80	218

Record Watch - Season/Team

3-POINT FIELD GOALS MADE

1.	369	2016-17	(38 games)
2.	307	2015-16	(31 games)
3.	304	2017-18	(33 games)
4.	240	2018-19	(31 games)
5.	224	2012-13	(34 games)
6.	222	1999-00	(31 games)
7.	211	2008-09	(33 games)
8.	209	2014-15	(35 games)
9.	197	2011-12	(33 games)
10.	189	2013-14	(33 games)

Interview Requests

Interviews, either in person or via telephone, with members of UW's coaching staff and student-athletes must be coordinated through Assistant Athletic Director for Communications Nick Seeman at least one day in advance.

Home and/or cell phone numbers will not be provided to the media, by the coaches, student-athletes, or the athletic department. Media are asked not to request an individual's personal contact information, including e-mail and cell number, but rather to contact Nick.

Youth Movement: The Cowboys are playing with seven freshman on the roster. In fact that is 50 percent of the roster. That number ranks sixth in the nation in terms of percentage of freshman on the roster.

UNC Asheville: 9 of 13 (69 percent)
 South Dakota: 8 of 13 (62 percent)
 Chattanooga: 7 of 12 (58 percent)
 Kentucky: 7 of 12 (58 percent)
 TCU: 6 of 11 (55 percent)
 Wyoming: 7 of 14 (50 percent)

Big Night for Naughton: Senior Jordan Naughton had a solid night for the Pokes against Fresno State. The senior went 4-for-4 from the field with 10 points. He did his damage in 12 minutes of action. His four field goals was a season-high and he has scored in double-figures three times this season and eight times in his career.

Cowboys Get Defensive: The Cowboys made a little history holding San Jose state to 46 points. It was a season low for an opponent and the fewest points allowed under Allen Edwards (Previous- 49 points by Western State in Edwards' first game). It was also the fewest points allowed since 43 points by San Diego State in the MW Championship in 2015.

Cowboys Shoot Season Best: The Pokes shot a season-best 56 percent from the field against San Jose State. It was the highest shooting percentage for Wyoming since shooting 58 percent against New Mexico in the Arena-Auditorium on Feb. 20 of last season. It was the third-highest field goal percentage under head coach Allen Edwards. Wyoming also shot 58 percent against Eastern Washington in the opening game of the CBI on March 15, 2017.

Percentages Are Low: The Pokes held San Jose State to a season low 32.7 percent from the field. The prior low was 33.3 percent shot by South Carolina on Dec. 5 in the Arena-Auditorium. The Spartan's percentage was the lowest for an opponent since Coastal Carolina shot 31.3 percent in the second game of the CBI Championship series on March 29, 2017.

One of the Best in the West: Senior guard Justin James has 2,030 points in his career at Wyoming. He ranks fourth all-time at UW and is 20th among active players in the NCAA. He has the second most active points in the MW after Jordan Caroline of Nevada.

How About This: Senior Justin James is a very experienced player for Wyoming. With the nine players on the Wyoming roster, he is the only player besides Jordan Naughton (Nine Games) that played Division I basketball last season. Wyoming had a redshirt in Hunter Thompson and junior college transfer in A.J. Banks and three prep school players in Young, Taylor and Porter.

James is Cleaning Up The Glass: Senior Justin James can really do it all. Wyoming's leader is grabbing 8. rebounds per game to rank fifth in the conference and No. 60 in the nation. In fact, he grabs 7.5 defensive rebounds per game with the number ranking No. 20 in the nation.

Young Has Quite The Debut: True freshman Trace Young was sprung into action against Dixie State, as a redshirt prior he was inserted into the lineup due to injuries. It was an impressive debut with 16 points and six rebounds, as he also hit the game winner with 0.3 seconds left. He hit the first and last shot of the game and finished the night 4-of-7 from behind the arc. To top it all off it was Young's birthday.

Thompson Goes Off: Redshirt freshman Hunter Thompson recorded a career-high 25 points against ETSU on Dec. 21. He hit a career-high seven threes on eight attempts. It marks back-to-back games a Poke has hit seven threes. He scored all 25 of his points in the second half and scored those 25 points in 19 minutes of play.

Big Win for Brown and Gold: The Cowboys picked up a big home win against South Carolina. With the 73-64 victory Wyoming defeated an SEC team at home for the first time since 2002 when the Pokes defeated South Carolina. Wyoming defeated its first Power Five team at home since downing Colorado during the 2014-15 season.


Getting Defensive: The Pokes got defensive in their win over South Carolina. Wyoming allowed 64 points and held the Gamecocks to a then season-low 33 percent from the field. The Pokes held the Gamecocks to 29 percent in their second half comeback. The 33 percent was the lowest allowed by the Cowboys since holding Louisiana to 33 percent from the field last season at the Cayman Islands Classic.

COACHING STAFF



POSTSEASON GUIDE

ALLEN EDWARDS



HEAD COACH ALLEN EDWARDS



Allen Edwards enters his third season with the Cowboys. With 20-wins last season, Edwards became the first coach in Wyoming history to win at least 20 games in his first two seasons.

Edwards helped the Pokes make NCAA history last season. Wyoming became only the second team in NCAA history to go 6-0 in overtime games in a single season. Edwards teams have also gone 34-2 when leading at halftime in his first two seasons.

Last season, Edwards helped mentor Justin James, Hayden Dalton, Alan Herndon and Louis Adams to Mountain West honors. James and Dalton were All-MW selections. Herndon was named MW Defensive Player of the Year by the Media. Adams was named the conference's Sixth Man of the Year by the Media.

James and Dalton also earned NABC All-District honors. Dalton participated in the NABC's Reese College All-Star Game during Final Four weekend.

Edwards mentored the Cowboys to their highest team GPA in school history last spring. With that seven Cowboys earned their degrees. But success also came on the floor, as three of those players signed professional contracts. Herndon and Dalton also saw time in the NBA Summer League.

His first season was one to remember as the Cowboys won the 2017 College Basketball Invitational defeating Coastal Carolina. The Cowboys won their first postseason title since winning an NCAA Championship in 1943

Edwards' recorded 23 wins in his first season. Of the 29 first-year head coaches in Division-I basketball, Edward's 23 wins are tied for the third-highest total behind only New Mexico State's Paul Weir (28) and Valparaiso's Matt Lottich (24).

In 2016-17, Justin James was named the MW Sixth Man of the Year and also earned Third Team All-MW honors. He was also named the MVP of the CBI Tournament. Hayden Dalton earned Honorable Mention All-MW honors.

The Cowboys were also dominate on their home floor. Wyoming went an impressive 19-3 inside the Arena-Auditorium for the most home wins in school history during his first season.

The Wyoming offense was the most explosive in school history in 2016-17. UW scored the most points in school history and set a school and Mountain West record for three pointers made.

Edwards was introduced as the 21st head coach of the Cowboy basketball program by University of Wyoming Athletics Director Tom Burman on March 21, 2016. He had previously served as an assistant under former UW head coach Larry Shyatt the previous five seasons. With 12 appearances in postseason tournaments and 14 conference championships,

Edwards has created success during his playing career at Kentucky and as an assistant the past 14 seasons.

"An institution is fortunate when it has the opportunity to hire its next head coach from within a successful program," Burman said at the time of Edwards' hiring. "Larry Shyatt's Cowboy basketball legacy has allowed us to do that. We are thrilled to place its future in the hands of Allen Edwards. His basketball pedigree is undeniable, including two national championships with one of the game's most storied programs, Kentucky. He has coached with, and played under some of the game's finest coaches. During his five years here, his impact on our program has been significant, while earning the respect of our players. We believe Wyoming basketball has an extremely bright future."

"This opportunity to lead the Wyoming Cowboys is a blessing I'm truly thankful for," Edwards said. "I'd like to thank Larry Shyatt for bringing me to Laramie and allowing me to grow and develop as a professional with his help. My gratitude to Tom Burman, as well, for the faith that I can continue the tradition of success in the game of basketball and the game of life that Larry has established for this program."

Since joining the program in 2011, Edwards has helped the Pokes compile an overall record of 98-69. He added to his extensive postseason experience with the Cowboys qualifying for the CBI from 2012-14 and the NCAA Championships in 2015. That 2014-15 season included winning the Mountain West tournament title to secure the Pokes' first appearance in the NCAA tournament since 2002. During his time in Laramie, the Cowboys have claimed six wins over top-25 opponents, including one against a top-five foe, and six players have earned 15 all-conference honors, including a MW Player of the Year and two MW Defensive Players of the Year. He helped coach Larry Nance Jr., who was picked 27th overall in the first round of last year's NBA draft by the Los Angeles Lakers. Edwards also took the reins for one game on Jan. 22, 2014, to lead Wyoming to a come-from-behind 66-59 win at Air Force when Shyatt was ill.

"I want to congratulate coach Shyatt on the outstanding job he did at Wyoming," Nance said. "He took a 10-win program to nearly four-straight seasons with 20 wins. It's awesome to see him get some time to relax for a little bit. He's earned that. In the same breath, he couldn't be handing off the program to a more capable person. Coach Edwards is one of the smartest basketball minds I know, even at the NBA level. How he handles his players and staff, he commands respect and he deserves it. Allen is the right man for the job and he will continue the success there at Wyoming."

Edwards came to Wyoming from Western Kentucky, where he spent the 2010-11 season under Ken McDonald as an assistant coach. The Hilltoppers finished 16-16 overall, including 8-8 in the Sun Belt Conference, with a pair of first team all-conference players. Prior to WKU, Edwards spent 2009-10 as an assistant at Towson University under head coach Pat Kennedy.



Those two positions for Edwards came after a very productive three-year stint at Virginia Commonwealth University with head coach Anthony Grant from 2006-09. He helped guide the Rams to a 76-25 overall record during that time, including 45-9 in the Colonial Athletic Association, as the Rams won three conference regular-season titles and two tournament titles. VCU played in the NCAA tournament twice, including a first-round upset of Duke in 2007, and the NIT once. During that 2006-07 season, the Rams led the nation in three-point field goal percentage defense and were 10th in field goal percentage defense. Edwards helped cultivate Eric Maynor, the 20th overall pick in the 2009 NBA draft, and Larry Sanders, the 15th overall selection in the 2010 NBA draft.

Edwards' first full-time assistant position was at Morehead State from 2003-06 under head coach Kyle Macy. He previously spent the 2002-03 as a special assistant to head coach Tubby Smith at Kentucky, as he returned to complete his degree in sociology. During that season, the Wildcats went 16-0 in the SEC to win the conference regular season and tournament and advance to the NCAA's Elite Eight.

Edwards enjoyed a tremendous playing career at Kentucky from 1995-98 that included three seasons under Rick Pitino and one under Smith. The Wildcats advanced to three-straight Final Fours during Edwards' sophomore, junior and senior seasons, including winning national titles in 1996 and 1998. During his freshman campaign, Kentucky made the Elite Eight. With Edwards, the Wildcats compiled a 132-16 overall record and won three SEC regular-season crowns and three

The Edwards File

Coaching History

- 2016-present — Wyoming as Head Coach
- 2011-2016 — Wyoming as an Assistant Coach
- 2010-11 — Western Kentucky as an Assistant Coach
- 2009-10 — Towson University as an Assistant Coach
- 2006-09 — VCU as an Assistant Coach
- 2003-06 — Morehead State as an Assistant Coach
- 2002-03 — Kentucky as an Assistant Coach

NCAA Championship Teams (2)

- 1998 — NCAA Champions at Kentucky as a Player
- 1996 — NCAA Champions at Kentucky as a Player

Postseason Berths (13)

- (NCAA Tournament: 2 National Championships, 8 Appearances)
- (National Invitation Tournament: 1 Appearance)
- (College Basketball Invitational: 1 Title, 2 Quarterfinal Appearances, 4 Appearances)

- 2017- College Basketball Invitational Champions
- 2015 — NCAA Second Round at Wyoming as an Assistant Coach
- 2014 — CBI First Round at Wyoming as an Assistant Coach
- 2013 — CBI Quarterfinals at Wyoming as an Assistant Coach
- 2012 — CBI Quarterfinals at Wyoming as an Assistant Coach
- 2009 — NCAA First Round at VCU as an Assistant Coach
- 2008 — NIT First Round at VCU as an Assistant Coach
- 2007 — NCAA Second Round at VCU as an Assistant Coach
- 2003 — NCAA Elite Eight at Kentucky as an Assistant Coach
- 1998 — NCAA Champions at Kentucky as a Player
- 1997 — NCAA Runner-Up at Kentucky as a Player
- 1996 — NCAA Champions at Kentucky as a Player
- 1995 — NCAA Elite Eight at Kentucky as a Player

Conference Championship Teams (14)

- 2015 — MW Tournament Champions at Wyoming as an Assistant Coach
- 2009 — CAA Regular-Season and Tournament Champions as an Assistant Coach
- 2008 — CAA Regular-Season Champions as an Assistant Coach
- 2007 — CAA Regular-Season and Tournament Champions as an Assistant Coach
- 2003 — SEC Regular-Season and Tournament Champions as an Assistant Coach
- 1998 — SEC Regular-Season and Tournament Champions as a Player
- 1997 — SEC Tournament Champions as a Player
- 1996 — SEC Regular-Season Champions as a Player
- 1995 — SEC Regular-Season and Tournament Champions as a

tournament titles. He averaged 9.2 points, 3.3 assists and 3.3 rebounds as a senior. Following his collegiate career, Edwards played professionally in the CBA and the IBL.

A native of Miami, Edwards played his prep career at Miami Senior High School where he and his two brothers collected five prep state titles. Allen is married to the former LaTanya Webb, a two-time All-SEC volleyball player at Kentucky. They have two daughters, Mai'a and Landree, and a son, Jaxson.

HEAD COACH

ASSISTANT COACH JEREMY SHYATT



Jeremy Shyatt begins his eighth season as an assistant coach for Wyoming during 2018-19. The oldest son of former head coach Larry Shyatt, Jeremy helped guide the Cowboys to a 25-10 overall record during the 2014-15 campaign for a Mountain West tournament title and Wyoming's first berth in the NCAA tournament since 2001-02. Shyatt was at North Florida for two seasons prior to coming to UW.

In 2017-18, Shyatt helped the Cowboys reach 20 wins for the second consecutive season. He also helped the Cowboys become only the second team in NCAA history to go a perfect 6-0 in overtime.

In 2016-17, Shyatt helped the Pokes to the College Basketball Invitational Championship. The Cowboys finished the season 23-15 overall and went 19-3 inside the Arena-Auditorium. Shyatt helped mentor Mountain West Sixth Man Justin James, as he also was named the Most Valuable Player of the CBI. Junior Forward Hayden Dalton also received Honorable-Mention All-MW honors. The Cowboys set a school record and MW record with 369 three-pointers last season.

During the 2015-16 season, Shyatt helped mentor Josh Adams, who averaged 24.7 points per game in 2015-16 for first in the Mountain West and third in the NCAA. Adams scored 740 points last season to break Wyoming's single-season record of 701 by Flynn Robinson in 1964-65. Adams also

made 94 threes last season to rank second in Cowboy single-season history, which includes a school-record nine in Wyoming's win at Colorado State.

At North Florida, Shyatt assisted head coach Matthew Driscoll, who was an assistant at Wyoming during the 1997-98 season under Larry. During his time with the Ospreys, Shyatt helped build a resurgence of the basketball program. North Florida won 28 games in the two years, after having won just 22 total games in the four years prior to that.

In 2010-11, UNF finished 15-19 overall and 10-10 in the Atlantic Sun Conference. The 15 wins matched the most in school history and the 10 conference wins also set a school record. The Ospreys fell one game short of the NCAA Tournament, losing to Belmont in the Atlantic Sun Championship game. It marked the first time that North Florida had played in a conference championship game. In addition, North Florida won the Mayan Division of the 2010 Cancun Challenge. Prior to their trip to Cancun, the Ospreys traveled to Wyoming and beat the Cowboys in the Arena-Auditorium.

At UNF, Shyatt was involved in many facets of the program including on-court coaching, recruiting, opponent scouting, team academic progress, housing, camps, skill development and was the team's video coordinator. He helped design the team's basketball locker room, and oversaw their Nike account and student-managers.

Prior to taking the job at UNF, Shyatt spent two seasons at Virginia Commonwealth University as the team's Director of Basketball Operations. During his stint at VCU, the Rams won two regular-season conference championships, advanced to the NCAA Tournament in 2009 and earned an NIT berth in 2008. He helped coach Eric Maynor, the 20th overall selection in the 2009 NBA draft and Larry Sanders, the 15th overall selection in the 2010 NBA draft.

Shyatt held the same Director of Basketball Operations title at East Carolina University from 2005-07.

From 2003-05, Shyatt was a volunteer assistant coach at the University of South Carolina. There, he earned a master's degree in integrated communication and advertising.

From 2002-05, Shyatt served as director of the Boys and Girls Summer Day Camps with the NBA's Cleveland Cavaliers. Through this camp, Shyatt was able to meet Cavaliers' star, Carlos Boozer, who presently plays for the Chicago Bulls. In 2004, Shyatt and Boozer hosted a camp together in Boozer's hometown of Juneau, Alaska. Shyatt also worked for the Five-Star Basketball Camp in Coraopolis, Pa., during the summers of 2003 and 2004 as camp commissioner and counselor.

Shyatt went to college at Clemson, where he was heavily involved in the Tigers' basketball program. As a freshman in 1999-00, he earned a varsity letter as a member of the team. He then became a student assistant coach for the next three seasons. In 2000, he was named to the All-ACC Honor Roll. He earned his bachelor's degree in marketing from Clemson in 2003.

Shyatt played high school basketball in both Laramie and Clemson, earning three letter awards. He played his junior season at Laramie High School and his sophomore and senior years at D.W. Daniel High School. As a senior, he was named all-area by Easley Progress and Anderson Independent Mail. He was also named Academic All-State by the High School Sports Report.

Shyatt was born in Cleveland, Ohio. He is the oldest of three children to Pam and Larry.

He is married to Felicia (Read) Shyatt. The couple married on May 27, 2017 in Arizona.



ASSISTANT COACH SHAUN VANDIVER



University of Wyoming head coach Allen Edwards announced on April 5th that Shaun Vandiver will return to the Cowboy basketball program as an assistant coach. Vandiver was an assistant at Wyoming from 2005-10 and comes to UW after serving as the head coach at Emporia State for the last seven seasons.

"We are excited to be able to hire a man with such a great reputation and respect level in this business," Edwards said. "He is a man I have known since entering the business 17 years ago. I'm happy to have him as a member of our staff and bring him back home to the Cowboy Basketball Family."

Vandiver was an assistant for the Pokes from 2005-10 serving under head coaches Steve McClain and Heath Schroyer. He also served as a graduate assist at Wyoming for the 2002-03 season.

"I'm excited for the opportunity to join coach Allen Edwards and the staff in Laramie," Vandiver said. "My family and I are excited to head back to a community that we have wonderful memories

and affection for."

As a member of the Wyoming coaching staff, Vandiver helped lead the Cowboys to the Championship game of the 2006 Mountain West Tournament. During his time with the Pokes, he mentored nine players who earned All-MW honors.

"I like the way the Cowboy basketball program has progressed, and my goal is to help the coaching staff keep it going and take it to another level," Vandiver said. "I'm just ready to do whatever coach Edwards needs me to do for this program and I'm all in."

Vandiver led the Hornets to five Mid-America Athletic Association tournaments during his time at Emporia State. In his first season as head coach, he became only the second coach in MIAA history to lead his team to the tournament championship game in his first season. Last season, Emporia State nearly knocked off Mizzou on the road before falling to the Tigers 67-62.

Prior to his time as head coach at Emporia State, Vandiver was an assistant coach at Boise State. He was a key part of one of the biggest turnarounds in Boise State history in 2010-11. The Broncos were 22-13 and advanced to the semifinals of the CBI Tournament before falling to the Oregon Ducks 79-71 in Eugene, Ore. The 22 wins were a seven-game improvement over the previous year.

He began his coaching career in 2001-02 as volunteer assistant coach with Colorado while finishing his degree in sociology. In 2002-03, he moved on to Wyoming as a graduate assistant where he helped guide the Cowboys to a 21-11 record and an NIT berth. His first full-time coaching position was at Bowling Green State in 2003-04. He moved on to Northern Colorado for the 2004-05 season as the Bears were finishing their transition to NCAA Division I.

Vandiver transferred to Colorado following his freshman year at Hutchison Community College and was named Big



Eight Newcomer of the Year in 1989. His senior season, he led the Buffs to the National Invitation Tournament finals in New York City, where they finished third. He averaged a double-double in his career for the Buffaloes and ended his career as the third leading scorer (1,876) and rebounder (962) in CU history. After earning First-Team All-Big Eight honors as a junior and senior, he was selected by the Golden State Warriors with the 25th pick of the 1991 NBA Draft. After his collegiate career, Vandiver enjoyed a nine-year professional playing career in Europe. He played for teams in: Bologna, Italy (1991-92); Bilbao, Spain (1992-93); Girona, Spain (1993-94); Reggio Calabria, Italy (1994-95); Las Palmas, Spain (1995-97); and Madrid, Spain (1997-2001).

Vandiver, a native of Bolingbrook, Ill., is married to the former Danielle Dodgion. They have five children: Aubrey, a former Cowgirl

basketball player; Amber, a former Emporia State basketball player; Garin, a former Emporia State player; Alessandra and Gage.

ASSISTANT COACH JERMAINE KIMBROUGH



Jermaine Kimbrough enters his third season on the Cowboys staff as an assistant coach. Kimbrough came to Laramie from Nevada and Cleveland State.

In 2017-18, Kimbrough helped the Cowboys reach 20 wins for the second consecutive season. He also helped the Cowboys become only the second team in NCAA history to go a perfect 6-0 in overtime.

In 2016-17, Kimbrough helped the Pokes to the College Basketball Invitational Championship. The Cowboys finished the season 23-15 overall and went 19-3 inside the Arena-Auditorium.

“My biggest point of emphasis with hiring this assistant position was to find a well-balanced guy,” Edwards said at the time of Kimbrough’s hiring. “I didn’t want a coach that just specialized in one particular thing. I wanted a guy that’s good on the floor, good with the student-athletes, good with recruiting and good with scouting. I think Jermaine has shown the capability to excel in all those areas, so we are excited to welcome him to the Cowboy basketball family.”

Kimbrough spent the 2015-16 season under head coach Eric Musselman at Nevada. The first-year staff guided the Wolf Pack to a 24-14 overall record, including a 10-8 mark in the conference for fourth in the Mountain West regular-season standings. More importantly, Nevada accepted a bid to the CBI and won the tournament for the MW’s first postseason title in men’s basketball. With Kimbrough’s help, two Wolf Pack players earned four All-MW honors, including freshman forward Cameron Oliver being named to the All-MW Third Team, All-Defensive Team and All-Tournament Team.

Kimbrough came to Nevada after nine seasons from 2006-14 as an assistant under head coach Gary Waters at Cleveland State. During that time he helped the Vikings to a pair of Horizon League Championships, one NCAA tournament, three NIT trips and a CollegelInsider.com Tournament appearance. Cleveland State had five 20-wins campaigns in Kimbrough’s nine seasons with a 157-112 overall record. He also coached Norris Cole at CSU, who was selected in the 2011 NBA draft.

Kimbrough’s coaching career started at the NJCAA’s Howard College where he spent two seasons as an assistant from 2001-03. He moved on to serve as Director of Operations at Cleveland State in 2003-04 and Massachusetts in 2004-05. During that season the Minutemen knocked off No. 2 Connecticut, No. 20 George Washington and No. 23 Florida State. Kimbrough would move on to serve as an assistant coach for one season at IPFW before returning to Cleveland State.

During his playing career, Kimbrough spent two seasons at St. Catherine College, before transferring to Virginia Tech for two seasons from 1998-2000. He would go on to graduate from Virginia Tech with his bachelor’s degree in psychology in 2001.

Kimbrough played his prep career at Shaker Heights High School in Cleveland and earned all-league honors four times and all-city accolades three times. He was named second-team all-state as a senior after averaging 26 points per game.

“I’m extremely excited about this promising opportunity to work at Wyoming under coach Edwards,” Kimbrough said at the time of his hiring. “I feel like everything is in place for the Cowboys to compete for championships year after year. I look forward to getting started right away with the student-athletes and staff.”

Jermaine and his wife, Tameka, have five children.



DIRECTOR OF PLAYER DEVELOPMENT ROB WATSABAUGH

Rob Watsabaugh (pronounced wat-SAW-baugh) is in his seventh season with the Wyoming program in 2018-19, including his fourth season at Director of Player Development. He helped the Pokes to a 25-10 overall record and berth in the NCAA tournament in 2014-15, and a College Basketball Invitational title in 2016-17.

He served as a graduate assistant for the 2012-13 and 2013-14 campaigns.

He was previously a member of the squad for three seasons. Watsabaugh was a valuable reserve for Wyoming off the bench in 2011-12. He played in 31 of UW's 33 games and averaged 1.0 points and 1.3 rebounds in seven minutes of action per game. His best performance of the season was six points, three rebounds and two steals against Maryland Eastern Shore on Nov. 26. He also posted a career-high five rebounds twice during the season, while shooting 61.9 percent from the floor. Watsabaugh played a career-high 21 minutes against Northern Colorado on Nov. 15, while making his first career start on Senior Night against TCU on Feb. 28.

Watsabaugh used his redshirt year during the 2010-11 season. He was able to practice with the team and participate in most team activities during his redshirt year of 2010-11. In his first year at Wyoming, Watsabaugh played in nine games. His best game came against Adams State, as he scored a career high six points. Those six points were six of Wyoming's final eight points and helped set the all-time school record for points in a game with 123. He scored the final basket of the game with 13 seconds remaining to seal the record. He played in his

first career game at Wyoming on Nov. 13 against South Dakota State. He scored his first career points and pulled down his first two career rebounds in UW's win over Peru State on Nov. 18.

Watsabaugh enjoyed a two-year junior college career at West Hills College in Coalinga, Calif.

At West Hills, Watsabaugh was a 2008-09 Central Valley All-Conference performer and was named to the Central Valley All-Defensive Team. He also received West Hills team awards including; Best Defense, Chairman of the Boards and their Falcon Award.

Watsabaugh graduated from Jackson Hole High School in 2007. He was a 3A West All-Conference basketball player and a two-year letterman on the hardwood. He also lettered in football as a junior. He excelled academically and was on the honor roll all four years of high school. Watsabaugh was born in Jackson, Wyo. He is the son of Nancy and Willy, and has a brother Tom. He also has two step brothers, Justin and Brad, and a step sister, Beth. Rob graduated from UW with his Bachelor's degree in kinesiology and health promotions in May of 2012.

SPECIAL ASSISTANT TO THE HEAD COACH JERRON GRANBERRY

Jerron Granberry is in his third season as the assistant to the head coach. He served the previous two seasons as a graduate assistant for Wyoming from 2014-16. He helped guide the Cowboys to a 25-10 overall record and berth in the NCAA tournament during the 2014-15 season, after playing for the Pokes the previous season.



In 2013-14, Granberry was the first big off the bench for the majority of the season, before starting the last seven games of the season due to a teammate's injury. He averaged 6.1 points, 2.1 rebounds and 1.2 assists in 25.2 minutes per game. Granberry scored in double figures in seven contests, including his top performance of 18 points in 38 minutes at UNLV on March 13. He shot 44 percent from the field, 39 percent from deep and 85 percent at the free throw line. He ranked fifth on the team in points and third in three-point percentage. He was one of four Cowboys to play in all 33 games during the 2013-14 campaign.

Granberry came to Wyoming after four seasons at North Florida. During his career, he was named to the Atlantic Sun All-Conference Preseason Team before the 2012-13 campaign and to the conference's All-Tournament Team in 2010-11. He finished his career at UNF with 1,071 points, the sixth player in

school history and first in the NCAA Division I era to reach the 1,000-point mark.

A native of Miami, Fla., Granberry earned his bachelor's degree in communications at Northern Florida in the spring of 2013.

***ASSOCIATE ATHLETIC TRAINER
DALLAS FICHTNER***

Dallas Fichtner joined the University of Wyoming Sports Medicine Staff in August 2018 as an Associate Athletic Trainer with the Cowboy Basketball and Cowboy and Cowgirl Diving programs after spending the previous eleven years at Nebraska Wesleyan University in Lincoln, NE.

While at NWU, Dallas worked with a variety of sports including men's and women's soccer, track and field, and men's and women's basketball. Before his time at Nebraska Wesleyan, he served as a graduate assistant athletic trainer at Boise State University from 2005-2007. While at Boise State, Dallas worked one year with the wrestling program and one year with the men's basketball as well as assisting with the football program.

Dallas received his Masters of Exercise and Sports Studies with a Biophysical Emphasis from Boise State in 2007 after completing his undergraduate education at the University of Nebraska at Kearney in 2005. Dallas is originally from Hayes Center, NE where he grew up on a family owned cattle ranch.

COWBOY STATISTICS



POSTSEASON GUIDE



JAKE HENDRICKS



Wyoming Cowboy Basketball
Wyoming Combined Team Statistics (as of Mar 09, 2019)
All games



RECORD:	OVERALL	HOME	AWAY	NEUTRAL
ALL GAMES	8-23	6-10	1-11	1-2
CONFERENCE	4-14	3-6	1-8	0-0
NON-CONFERENCE	4-9	3-4	0-3	1-2

#	Player	gp-gs	min	avg	Total		3-Point		F-Throw		Rebounds				pf	dq	a	to	blk	stl	pts	avg		
					fg-fga	fg%	3fg-fga	3fg%	ft-fta	ft%	off	def	tot	avg										
01	JAMES, Justin	31-31	1183	38.2	220-538	.409	46-162	.284	189-254	.744	32	234	266	8.6	64	0	137	126	17	47	675	21.8		
24	MALDONADO, Hunter	8-5	260	32.5	42-100	.420	11-33	.333	15-24	.625	12	42	54	6.8	21	1	18	16	4	9	110	13.8		
00	HENDRICKS, Jake	22-19	789	35.9	77-193	.399	64-157	.408	21-32	.656	3	58	61	2.8	57	1	23	22	0	22	239	10.9		
10	THOMPSON, Hunter	26-22	733	28.2	77-178	.433	39-101	.386	40-56	.714	5	69	74	2.8	89	5	21	44	13	6	233	9.0		
11	YOUNG, Trace	19-13	463	24.4	49-120	.408	26-70	.371	8-17	.471	7	57	64	3.4	34	1	14	42	7	14	132	6.9		
13	TAYLOR, TJ	30-21	811	27.0	61-139	.439	17-55	.309	59-78	.756	21	74	95	3.2	75	0	20	48	11	17	198	6.6		
03	REDDING, Nyaires	9-9	258	28.7	15-42	.357	4-18	.222	23-27	.852	3	17	20	2.2	23	1	17	11	1	5	57	6.3		
02	BANKS, A.J.	31-17	728	23.5	54-106	.509	11-33	.333	40-54	.741	10	77	87	2.8	42	0	45	47	13	29	159	5.1		
33	NAUGHTON, Jordan	21-9	319	15.2	26-55	.473	0-1	.000	38-52	.731	11	28	39	1.9	49	3	9	20	9	4	90	4.3		
14	MUELLER, Austin	8-8	236	29.5	10-29	.345	2-9	.222	9-12	.750	5	24	29	3.6	29	3	5	14	5	8	31	3.9		
22	PORTER, Brandon	30-1	277	9.2	27-73	.370	15-43	.349	8-13	.615	8	26	34	1.1	56	2	5	29	3	9	77	2.6		
34	DUNG, Lwal	4-0	37	9.3	3-5	.600	0-2	.000	1-3	.333	1	4	5	1.3	4	0	1	1	0	0	7	1.8		
05	JOHNSON, Tariq	9-0	71	7.9	3-13	.231	2-7	.286	5-8	.625	2	3	5	0.6	8	0	0	4	0	0	13	1.4		
55	FORNSTROM, Haize	12-0	54	4.5	5-10	.500	3-7	.429	3-3	1.000	1	7	8	0.7	10	0	2	1	0	1	16	1.3		
40	HENRY, KC	4-0	6	1.5	0-0	.000	0-0	.000	0-0	.000	0	1	1	0.3	1	0	0	0	0	0	0	0.0		
Team											45	60	105											
Total.....		31	6225		669-1601	.418	240-698	.344	459-633	.725	166	781	947	30.5	562	17	317	434	83	171	2037	65.7		
Opponents.....		31	6225		812-1816	.447	257-738	.348	452-614	.736	316	857	1173	37.8	587	-	460	377	88	211	2333	75.3		

TEAM STATISTICS	WY	OPP	Date	Opponent	Score	Att.
SCORING	2037	2333	11/06/18	UC SANTA BARBARA	L 66-76	3373
Points per game	65.7	75.3	11/10/18	at Oregon St.	L 64-83	3931
Scoring margin	-9.5	-	11/14/18	GRAMBLING STATE	W 86-78	3374
FIELD GOALS-ATT	669-1601	812-1816	11/16/18	NIAGARA	L 67-72	3793
Field goal pct	.418	.447	11/19/18	vs Boston College	L 76-88	975
3 POINT FG-ATT	240-698	257-738	11/21/18	vs Richmond	W 68-66	1250
3-point FG pct	.344	.348	11/28/18	at Evansville	L 78-86	4709
3-pt FG made per game	7.7	8.3	12/1/18	NORTHERN COLORADO	L 80-85	4046
FREE THROWS-ATT	459-633	452-614	12/05/18	SOUTH CAROLINA	W 73-64	3657
Free throw pct	.725	.736	12/11/18	DENVER	Lot 87-90	3422
F-Throws made per game	14.8	14.6	12/21/18	vs ETSU	L 53-76	0
REBOUNDS	947	1173	12/22/18	at UTEP	L 65-76	0
Rebounds per game	30.5	37.8	12/29/18	DIXIE STATE	W 65-63	3626
Rebounding margin	-7.3	-	* 01/02/19	BOISE STATE	L 55-69	3395
ASSISTS	317	460	* 01/05/19	at UNLV	L 56-68	7903
Assists per game	10.2	14.8	* 01-08-19	at SAN DIEGO STATE	L 54-84	10130
TURNOVERS	434	377	* 01/12/19	UTAH STATE	L 55-71	3426
Turnovers per game	14.0	12.2	* 01/19/19	at New Mexico	L 53-83	11744
Turnover margin	-1.8	-	* 01/23/19	SAN JOSE STATE	W 59-46	5787
Assist/turnover ratio	0.7	1.2	* 01/26/19	at Boise State	L 52-77	5093
STEALS	171	211	* 01/30/19	FRESNO STATE	L 62-75	3606
Steals per game	5.5	6.8	* 02/06/19	at Air Force	L 76-81	1798
BLOCKS	83	88	* 02/09/19	COLORADO STATE	W 74-66	5055
Blocks per game	2.7	2.8	* 02/13/19	at Utah State	L 59-76	5458
ATTENDANCE	63383	66316	* 02/16/19	NEVADA	L 49-82	5287
Home games-Avg/Game	16-3961	12-5341	* 02/19/19	UNLV	L 56-66	3432
Neutral site-Avg/Game	-	3-742	* 2/23/19	at Colorado State	L 48-83	5026
			* 02/27/19	at Fresno State	L 60-71	5330



Wyoming Cowboy Basketball
Wyoming Season/Career Statistics (as of Mar 09, 2019)
All games



SEASON STATISTICS

CAREER STATISTICS

SUMMARY	gp-gs	min/g	fg%	3fg%	ft%	r/g	a/g	stl	blk	pts/g	gp-gs	min/g	fg%	3fg%	ft%	r/g	a/g	stl	blk	pts/g
JAMES, Justin	31-31	38.2	.409	.284	.744	8.6	4.4	47	17	21.8	130-72	28.0	.442	.333	.732	5.4	2.6	120	63	15.6
MALDONADO, Hunter	8-5	32.5	.420	.333	.625	6.8	2.3	9	4	13.8	37-24	23.6	.402	.315	.699	3.2	1.6	37	9	7.1
HENDRICKS, Jake	22-19	35.9	.399	.408	.656	2.8	1.0	22	0	10.9	22-19	35.9	.399	.408	.656	2.8	1.0	22	0	10.9
THOMPSON, Hunter	26-22	28.2	.433	.386	.714	2.8	0.8	6	13	9.0	26-22	28.2	.433	.386	.714	2.8	0.8	6	13	9.0
YOUNG, Trace	19-13	24.4	.408	.371	.471	3.4	0.7	14	7	6.9	19-13	24.4	.408	.371	.471	3.4	0.7	14	7	6.9
TAYLOR, TJ	30-21	27.0	.439	.309	.756	3.2	0.7	17	11	6.6	30-21	27.0	.439	.309	.756	3.2	0.7	17	11	6.6
REDDING, Nyaires	9-9	28.7	.357	.222	.852	2.2	1.9	5	1	6.3	41-18	17.1	.358	.333	.869	1.3	1.4	20	1	4.3
BANKS, A.J.	31-17	23.5	.509	.333	.741	2.8	1.5	29	13	5.1	31-17	23.5	.509	.333	.741	2.8	1.5	29	13	5.1
NAUGHTON, Jordan	21-9	15.2	.473	.000	.731	1.9	0.4	4	9	4.3	90-35	12.3	.594	.000	.599	2.2	0.2	15	35	3.7
MUELLER, Austin	8-8	29.5	.345	.222	.750	3.6	0.6	8	5	3.9	21-8	15.3	.395	.308	.786	1.7	0.3	9	6	2.1
PORTER, Brandon	30-1	9.2	.370	.349	.615	1.1	0.2	9	3	2.6	30-1	9.2	.370	.349	.615	1.1	0.2	9	3	2.6
DUNG, Lwal	4-0	9.3	.600	.000	.333	1.3	0.3	0	0	1.8	4-0	9.3	.600	.000	.333	1.3	0.3	0	0	1.8
JOHNSON, Tariq	9-0	7.9	.231	.286	.625	0.6	0.0	0	0	1.4	9-0	7.9	.231	.286	.625	0.6	0.0	0	0	1.4
FORNSTROM, Haize	12-0	4.5	.500	.429	1.000	0.7	0.2	1	0	1.3	12-0	4.5	.500	.429	1.000	0.7	0.2	1	0	1.3
HENRY, KC	4-0	1.5	.000	.000	.000	0.3	0.0	0	0	0.0	4-0	1.5	.000	.000	.000	0.3	0.0	0	0	0.0

SCORING	fg-fga	fg%	3fg-fga	3fg%	ft-fta	ft%	pts	pts/g	fg-fga	fg%	3fg-fga	3fg%	ft-fta	ft%	pts	pts/g
JAMES, Justin	220-538	.409	46-162	.284	189-254	.744	675	21.8	684-1546	.442	154-462	.333	508-694	.732	2030	15.6
MALDONADO, Hunter	42-100	.420	11-33	.333	15-24	.625	110	13.8	92-229	.402	28-89	.315	51-73	.699	263	7.1
HENDRICKS, Jake	77-193	.399	64-157	.408	21-32	.656	239	10.9	77-193	.399	64-157	.408	21-32	.656	239	10.9
THOMPSON, Hunter	77-178	.433	39-101	.386	40-56	.714	233	9.0	77-178	.433	39-101	.386	40-56	.714	233	9.0
YOUNG, Trace	49-120	.408	26-70	.371	8-17	.471	132	6.9	49-120	.408	26-70	.371	8-17	.471	132	6.9
TAYLOR, TJ	61-139	.439	17-55	.309	59-78	.756	198	6.6	61-139	.439	17-55	.309	59-78	.756	198	6.6
REDDING, Nyaires	15-42	.357	4-18	.222	23-27	.852	57	6.3	43-120	.358	17-51	.333	73-84	.869	176	4.3
BANKS, A.J.	54-106	.509	11-33	.333	40-54	.741	159	5.1	54-106	.509	11-33	.333	40-54	.741	159	5.1
NAUGHTON, Jordan	26-55	.473	0-1	.000	38-52	.731	90	4.3	123-207	.594	0-1	.000	91-152	.599	337	3.7
MUELLER, Austin	10-29	.345	2-9	.222	9-12	.750	31	3.9	15-38	.395	4-13	.308	11-14	.786	45	2.1
PORTER, Brandon	27-73	.370	15-43	.349	8-13	.615	77	2.6	27-73	.370	15-43	.349	8-13	.615	77	2.6
DUNG, Lwal	3-5	.600	0-2	.000	1-3	.333	7	1.8	3-5	.600	0-2	.000	1-3	.333	7	1.8
JOHNSON, Tariq	3-13	.231	2-7	.286	5-8	.625	13	1.4	3-13	.231	2-7	.286	5-8	.625	13	1.4
FORNSTROM, Haize	5-10	.500	3-7	.429	3-3	1.000	16	1.3	5-10	.500	3-7	.429	3-3	1.000	16	1.3
HENRY, KC	0-0	.000	0-0	.000	0-0	.000	0	0.0	0-0	.000	0-0	.000	0-0	.000	0	0.0

TOTALS	o-reb	d-reb	t-reb	pf	fo	ast	to	a/to	o-reb	d-reb	t-reb	pf	fo	ast	to	a/to
JAMES, Justin	32	234	266	64	0	137	126	1.1	104	595	699	286	9	339	322	1.1
MALDONADO, Hunter	12	42	54	21	1	18	16	1.1	24	93	117	78	2	59	45	1.3
HENDRICKS, Jake	3	58	61	57	1	23	22	1.0	3	58	61	57	1	23	22	1.0
THOMPSON, Hunter	5	69	74	89	5	21	44	0.5	5	69	74	89	5	21	44	0.5
YOUNG, Trace	7	57	64	34	1	14	42	0.3	7	57	64	34	1	14	42	0.3
TAYLOR, TJ	21	74	95	75	0	20	48	0.4	21	74	95	75	0	20	48	0.4
REDDING, Nyaires	3	17	20	23	1	17	11	1.5	8	45	53	72	2	59	39	1.5
BANKS, A.J.	10	77	87	42	0	45	47	1.0	10	77	87	42	0	45	47	1.0
NAUGHTON, Jordan	11	28	39	49	3	9	20	0.5	73	126	199	159	4	18	55	0.3
MUELLER, Austin	5	24	29	29	3	5	14	0.4	6	29	35	42	3	6	20	0.3
PORTER, Brandon	8	26	34	56	2	5	29	0.2	8	26	34	56	2	5	29	0.2
DUNG, Lwal	1	4	5	4	0	1	1	1.0	1	4	5	4	0	1	1	1.0
JOHNSON, Tariq	2	3	5	8	0	0	4	0.0	2	3	5	8	0	0	4	0.0
FORNSTROM, Haize	1	7	8	10	0	2	1	2.0	1	7	8	10	0	2	1	2.0
HENRY, KC	0	1	1	1	0	0	0	0.0	0	1	1	1	0	0	0	0.0



Wyoming Cowboy Basketball
Wyoming Combined Team Statistics (as of Mar 09, 2019)
Conference games only



RECORD:	OVERALL	HOME	AWAY	NEUTRAL
ALL GAMES	4-14	3-6	1-8	0-0
CONFERENCE	4-14	3-6	1-8	0-0
NON-CONFERENCE	0-0	0-0	0-0	0-0

#	Player	gp-gs	min	avg	Total		3-Point		F-Throw		Rebounds				pf	dq	a	to	blk	stl	pts	avg			
					fg-fga	fg%	3fg-fga	3fg%	ft-fta	ft%	off	def	tot	avg											
01	JAMES, Justin	18-18	691	38.4	130-313	.415	32-108	.296	92-125	.736	15	130	145	8.1	40	0	80	74	12	27	384	21.3			
00	HENDRICKS, Jake	10-9	373	37.3	33-88	.375	30-77	.390	6-11	.545	2	28	30	3.0	22	0	11	10	0	10	102	10.2			
10	THOMPSON, Hunter	18-15	503	27.9	41-106	.387	23-66	.348	28-40	.700	5	38	43	2.4	59	3	15	27	11	2	133	7.4			
02	BANKS, A.J.	18-15	548	30.4	42-78	.538	8-27	.296	29-42	.690	5	57	62	3.4	27	0	37	39	10	22	121	6.7			
11	YOUNG, Trace	18-12	432	24.0	43-110	.391	22-63	.349	8-17	.471	6	52	58	3.2	31	1	13	41	7	13	116	6.4			
13	TAYLOR, TJ	18-15	546	30.3	37-97	.381	12-45	.267	29-35	.829	8	43	51	2.8	50	0	14	28	4	9	115	6.4			
33	NAUGHTON, Jordan	18-6	264	14.7	24-45	.533	0-0	.000	28-39	.718	9	25	34	1.9	43	3	9	16	5	4	76	4.2			
22	PORTER, Brandon	18-0	183	10.2	16-41	.390	10-28	.357	4-6	.667	5	15	20	1.1	33	1	4	17	1	5	46	2.6			
55	FORNSTROM, Haize	12-0	54	4.5	5-10	.500	3-7	.429	3-3	1.000	1	7	8	0.7	10	0	2	1	0	1	16	1.3			
40	HENRY, KC	4-0	6	1.5	0-0	.000	0-0	.000	0-0	.000	0	1	1	0.3	1	0	0	0	0	0	0	0.0			
Team											23	36	59												6
Total.....		18	3600		371-888	.418	140-421	.333	227-318	.714	79	432	511	28.4	316	8	185	259	50	93	1109	61.6			
Opponents.....		18	3600		460-1030	.447	155-437	.355	255-352	.724	189	479	668	37.1	297	-	271	205	42	135	1330	73.9			

TEAM STATISTICS	WY	OPP	Date	Opponent	Score	Att.
SCORING	1109	1330	* 01/02/19	BOISE STATE	L 55-69	3395
Points per game	61.6	73.9	* 01/05/19	at UNLV	L 56-68	7903
Scoring margin	-12.3	-	* 01-08-19	at SAN DIEGO STATE	L 54-84	10130
FIELD GOALS-ATT	371-888	460-1030	* 01/12/19	UTAH STATE	L 55-71	3426
Field goal pct	.418	.447	* 01/19/19	at New Mexico	L 53-83	11744
3 POINT FG-ATT	140-421	155-437	* 01/23/19	SAN JOSE STATE	W 59-46	5787
3-point FG pct	.333	.355	* 01/26/19	at Boise State	L 52-77	5093
3-pt FG made per game	7.8	8.6	* 01/30/19	FRESNO STATE	L 62-75	3606
FREE THROWS-ATT	227-318	255-352	* 02/06/19	at Air Force	L 76-81	1798
Free throw pct	.714	.724	* 02/09/19	COLORADO STATE	W 74-66	5055
F-Throws made per game	12.6	14.2	* 02/13/19	at Utah State	L 59-76	5458
REBOUNDS	511	668	* 02/16/19	NEVADA	L 49-82	5287
Rebounds per game	28.4	37.1	* 02/19/19	UNLV	L 56-66	3432
Rebounding margin	-8.7	-	* 2/23/19	at Colorado State	L 48-83	5026
ASSISTS	185	271	* 02/27/19	at Fresno State	L 60-71	5339
Assists per game	10.3	15.1	* 03/02/19	AIR FORCE	L 72-80	3991
TURNOVERS	259	205	* 03/06/19	at San Jose St.	W 81-71	2960
Turnovers per game	14.4	11.4	* 03/09/19	NEW MEXICO	W 88-81	4113
Turnover margin	-3.0	-	* = Conference game			
Assist/turnover ratio	0.7	1.3				
STEALS	93	135				
Steals per game	5.2	7.5				
BLOCKS	50	42				
Blocks per game	2.8	2.3				
ATTENDANCE	38092	55451				
Home games-Avg/Game	9-4232	9-6161				
Neutral site-Avg/Game	-	0-0				

Score by Periods	1st	2nd	Totals
Wyoming	524	585	1109
Opponents	639	691	1330



#5 Tariq Johnson

Freshman Guard 6-5 206
College Park, Md. (Mt. Zion Prep)

2018-19 Averages

Table with 7 columns: PTS, REB, AST, FG%, 3FG%, FT%, MIN. Values: 1.4, 0.6, 0.0, .231, .286, .625, 7.9

Notable

- Scored a career-high five points at UTEP
- Added a three pointer against Boston College and UTEP
- Played career-high 23 minutes at UTEP

2018-19 Game-by-Game Statistics

#05 JOHNSON, Tariq

Game-by-game statistics for Tariq Johnson with columns for opponent, date, and various performance metrics like points, rebounds, and percentages.

Games played: 9
Minutes/game: 7.9
Points/game: 1.4
FG Pct: 23.1
3FG Pct: 28.6
FT Pct: 62.5

Rebounds/game: 0.6
Turnovers/game: 0.4

Season & Career Highs

Season Highs

- Points 5 vs. UTEP, 12-22-18
FG Made 1 three times, last vs. UTEP, 12-22-18
3FG Made 1 two times, last vs. UTEP, 12-22-18
FT Made 2 twice, last vs. UTEP, 12-22-18
Rebounds 2 vs. UTEP, 12-22-18
Assists N/A
Blocks N/A
Steals N/A
Minutes 23 vs. UTEP, 12-22-18

Career Highs

- Points 5 vs. UTEP, 12-22-18
FG Made 1 three times, last vs. UTEP, 12-22-18
3FG Made 1 two times, last vs. UTEP, 12-22-18
FT Made 2 twice, last vs. UTEP, 12-22-18
Rebounds 2 vs. UTEP, 12-22-18
Assists N/A
Blocks N/A
Steals N/A
Minutes 23 vs. UTEP, 12-22-18

Double-Figure Scoring Games

Season 0
Career 0

Double-Figure Rebounding Games

Season 0
Career 0

Twenty-Point Scoring Games


Season 0
Career 0

Double-Double Games

Season 0
Career 0

Career Statistics

Career statistics table for Tariq Johnson with columns for season, games played, minutes per game, total points, rebounds, assists, and percentages.



#10 Hunter Thompson

R-Freshman Forward 6-10 235
Pine Bluffs, Wyo. (Pine Bluffs)

2018-19 Averages

Table with 7 columns: PTS, REB, AST, FG%, 3FG%, FT%, MIN. Values: 9.0, 2.8, 0.8, .433, .386, .714, 28.2

Notable

- Scored 25 points, a career-high against ETSU
- Hit seven three pointers against ETSU
- Hit four triples against San Jose State and added 19 points at Boise St.

2018-19 Game-by-Game Statistics

#10 THOMPSON, Hunter

Game-by-game statistics for Hunter Thompson with columns for opponent, date, and various performance metrics like points, rebounds, and percentages.

Games played: 26
Minutes/game: 28.2
Points/game: 9.0
FG Pct: 43.3
3FG Pct: 38.6
FT Pct: 71.4

Rebounds/game: 2.8
Assists/game: 0.8
Turnovers/game: 1.7
Assists/turnover ratio: 0.5
Steals/game: 0.2
Blocks/game: 0.5

Season & Career Highs

Season Highs

- Points 25 vs. ETSU, 12-21-18
FG Made 8 vs. ETSU, 12-21-18
3FG Made 7 vs. ETSU, 12-21-18
FT Made 6 at Boise State, 1-26-19
Rebounds 6 four times, last vs. UNLV, 1-5-19
Assists 3 twice, last vs. Fresno State, 2-27-19
Blocks 4 vs. Fresno State, 2-27-19
Steals 2 vs. ETSU, 12-21-18
Minutes 37 vs. Denver, 12-11-18

Career Highs

- Points 25 vs. ETSU, 12-21-18
FG Made 8 vs. ETSU, 12-21-18
3FG Made 7 vs. ETSU, 12-21-18
FT Made 6 at Boise State, 1-26-19
Rebounds 6 four times, last vs. UNLV, 1-5-19
Assists 3 twice, last vs. Fresno State, 2-27-19
Blocks 4 vs. Fresno State, 2-27-19
Steals 2 vs. ETSU, 12-21-18
Minutes 37 vs. Denver, 12-11-18

Double-Figure Scoring Games

Season 10
Career 10

Double-Figure Rebounding Games

Season 0
Career 0

Twenty-Point Scoring Games

Season 1
Career 1

Double-Double Games

Season 0
Career 0

Career Statistics

Career statistics table for Hunter Thompson with columns for season, games played, minutes per game, total points, rebounds, assists, and percentages.

2018-19 GAME NOTES

Cowboy Starting Lineups

# Games	Lineup Started	Lineup #	Forward	Forward	Guard	Guard	Guard	Record
1		1	Thompson	Mueller	James	Maldonado	Redding	0-1
1		2	Porter	Mueller	James	Hendricks	Redding	0-1
2		3	Maldonado (G)	Mueller	James	Hendricks	Redding	1-1
3		4	Taylor (G)	Mueller	James	Hendricks	Redding	1-2
1		5	Thompson	Mueller	James	Taylor (F)	Redding	0-1
1		6	Thompson	Taylor	James	Hendricks	Redding	1-0
1		7	Thompson	Taylor	James	Hendricks	Maldonado	0-1
1		8	Thompson	Naughton	Taylor	James	Hendricks	0-1
1		9	Thompson	Naughton	Banks	James	Hendricks	0-1
4		10	Thompson	Naughton	Banks	James	Young	0-4, 0-3 MW
6		11	Thompson	Taylor	Banks	James	Young	1-5, 1-5 MW
2		12	Thompson	Taylor	Hendricks	James	Young	1-1, 1-1 MW
4		13	Thompson	Taylor	Hendricks	James	Banks	0-4, 0-4 MW
1		14	Naughton	Taylor	Hendricks	James	Young	0-1, 0-1 MW
2		15	Naughton	Taylor	Hendricks	James	Banks	2-0, 2-0 MW

Totals (31 games)

(The lineup numbers are by the order they first appeared during the season.)

8-23, 4-14 MW

Starting Lineup Game-by-Game

Date	Opponent	Lineup #	Forward	Forward	Guard	Guard	Guard	Record
11/6	UCSB	1	Thompson	Mueller	James	Maldonado	Redding	0-1
11/10	at Oregon State	2	Porter	Mueller	James	Hendricks	Redding	0-2
11/14	Grambling State	3	Maldonado (G)	Mueller	James	Hendricks	Redding	1-2
11/16	Niagara	3	Maldonado (G)	Mueller	James	Hendricks	Redding	1-3
11/19	Boston College	4	Taylor (G)	Mueller	James	Hendricks	Redding	1-4
11/21	Richmond	4	Taylor (G)	Mueller	James	Hendricks	Redding	1-4
11/28	at Evansville	4	Taylor (G)	Mueller	James	Hendricks	Redding	2-5
12/1	UNC	5	Thompson	Mueller	James	Taylor (F)	Redding	2-6
12/5	South Carolina	6	Thompson	Taylor	James	Hendricks	Redding	3-6
12/11	Denver	7	Thompson	Taylor	James	Hendricks	Maldonado	3-7
12/21	ETSU	8	Thompson	Naughton	Taylor	Hendricks	James	3-8
12/22	UTEP	9	Thompson	Naughton	James	Banks	Hendricks	3-9
12/29	Dixie state	10	Thompson	Naughton	James	Banks	Young	4-9
1/2/19	Boise State	10	Thompson	Naughton	James	Banks	Young	4-10, 0-1
1/5/19	at UNLV	10	Thompson	Naughton	James	Banks	Young	4-11, 0-2
1/8/19	at San Diego State	10	Thompson	Naughton	James	Banks	Young	4-12, 0-3
1/12/19	Utah State	11	Thompson	Taylor	James	Banks	Young	4-13, 0-4
1/29/19	at New Mexico	11	Thompson	Taylor	James	Banks	Young	4-14, 0-5
1/23/19	San Jose State	11	Thompson	Taylor	Banks	James	Young	5-14, 1-5 MW
1/26/19	at Boise State	11	Thompson	Taylor	Banks	James	Young	5-15, 1-6 MW
1/30/19	Fresno State	11	Thompson	Taylor	Banks	James	Young	5-16, 1-7 MW
2/6/19	at Air Force	11	Thompson	Taylor	Banks	James	Young	5-17, 1-8 MW
2/9/19	Colorado State	12	Thompson	Taylor	Hendricks	James	Young	6-17, 2-8 MW
2/13/19	at Utah State	12	Thompson	Taylor	Hendricks	James	Young	6-18, 2-9 MW
2/16/19	Nevada	13	Thompson	Taylor	Hendricks	James	Banks	6-19, 2-10 MW
2/19/19	UNLV	13	Thompson	Taylor	Hendricks	James	Banks	6-20, 2-11 MW
2/23/19	at Colorado State	13	Thompson	Taylor	Hendricks	James	Banks	6-21, 2-12 MW
2/27/19	at Fresno State	13	Thompson	Taylor	Hendricks	James	Banks	6-22, 2-13 MW
3/2/19	Air Force	14	Naughton	Taylor	Hendricks	James	Young	6-23, 2-14 MW
3/6/19	at San Jose State	15	Naughton	Taylor	Hendricks	James	Banks	7-23, 3-14 MW
3/9/19	New Mexico	15	Naughton	Taylor	Hendricks	James	Banks	8-23, 4-14 MW

2018-19 GAME NOTES

Individual Category Leaders

Scoring Average	G	Pts	Avg/G
JAMES, Justin	31	675	21.8
MALDONADO, Hunter	8	110	13.8
HENDRICKS, Jake	22	239	10.9
THOMPSON, Hunter	26	233	9.0
YOUNG, Trace	19	132	6.9

FG Percentage	FG	Att	Pct
BANKS, A.J.	54	106	.509
FORNSTROM, Haize	5	10	.500
NAUGHTON, Jordan	26	55	.473
TAYLOR, TJ	61	139	.439
THOMPSON, Hunter	77	178	.433

3-Point Percentage	3FG	Att	Pct
FORNSTROM, Haize	3	7	.429
HENDRICKS, Jake	64	157	.408
THOMPSON, Hunter	39	101	.386
YOUNG, Trace	26	70	.371
PORTER, Brandon	15	43	.349

Free Throw Percentage	FT	Att	Pct
FORNSTROM, Haize	3	3	1.000
TAYLOR, TJ	59	78	.756
MUELLER, Austin	9	12	.750
JAMES, Justin	189	254	.744
BANKS, A.J.	40	54	.741

Field Goals Made	G	Made	Made/G
JAMES, Justin	31	220	7.1
HENDRICKS, Jake	22	77	3.5
THOMPSON, Hunter	26	77	3.0
TAYLOR, TJ	30	61	2.0
BANKS, A.J.	31	54	1.7

3-Point FG Made	G	Made	Made/G
HENDRICKS, Jake	22	64	2.9
JAMES, Justin	31	46	1.5
THOMPSON, Hunter	26	39	1.5
YOUNG, Trace	19	26	1.4
TAYLOR, TJ	30	17	0.6

Free Throws Made	G	Made	Made/G
JAMES, Justin	31	189	6.1
TAYLOR, TJ	30	59	2.0
BANKS, A.J.	31	40	1.3
THOMPSON, Hunter	26	40	1.5
NAUGHTON, Jordan	21	38	1.8

Rebound Average	G	Reb	Avg/G
JAMES, Justin	31	266	8.6
TAYLOR, TJ	30	95	3.2
BANKS, A.J.	31	87	2.8
THOMPSON, Hunter	26	74	2.8
YOUNG, Trace	19	64	3.4

Assists	G	No.	Ast/G
JAMES, Justin	31	137	4.4
BANKS, A.J.	31	45	1.5
HENDRICKS, Jake	22	23	1.0
THOMPSON, Hunter	26	21	0.8
TAYLOR, TJ	30	20	0.7

Steals	G	No.	Stl/G
JAMES, Justin	31	47	1.5
BANKS, A.J.	31	29	0.9
HENDRICKS, Jake	22	22	1.0
TAYLOR, TJ	30	17	0.6
YOUNG, Trace	19	14	0.7

Blocked Shots	G	No.	Blk/G
JAMES, Justin	31	17	0.5
BANKS, A.J.	31	13	0.4
THOMPSON, Hunter	26	13	0.5
TAYLOR, TJ	30	11	0.4
NAUGHTON, Jordan	21	9	0.4

Minutes	G	No.	Min/G
JAMES, Justin	31	1183	38.2
TAYLOR, TJ	30	811	27.0
HENDRICKS, Jake	22	789	35.9
THOMPSON, Hunter	26	733	28.2
BANKS, A.J.	31	728	23.5

Specialty Stat Leaders

Scoring	2018-19	Record	Career	Record
Justin James	29	8-21	56	24-32
Jordan Naughton	0	0-0	2	2-0
Jake Hendricks	1	0-1	1	0-1
Hunter Thompson	3	0-3	3	0-3
Trace Young	2	1-1	2	1-1

Double-Figure Points	2018-19	Record	Career	Record
Justin James	29	8-21	91	47-44
Jordan Naughton	4	2-2	9	6-3
Hunter Maldonado	7	2-5	11	5-6
Jake Hendricks	11	4-7	11	4-7
Brandon Porter	2	0-2	2	0-2
TJ Taylor	8	3-5	8	3-5
Hunter Thompson	10	2-8	10	2-8
Trace Young	7	2-5	7	2-5
A.J. Banks	3	1-2	3	1-2

Scoring 20+ Points	2018-19	Record	Career	Record
Justin James	22	7-15	49	21-28
Jordan Naughton	0	0-0	1	1-0
Hunter Maldonado	1	1-0	1	1-0
TJ Taylor	1	1-0	1	1-0
Jake Hendricks	4	1-3	4	1-3
Hunter Thompson	1	0-1	1	0-1
A.J. Banks	1	1-0	1	1-0

Double-Doubles	2018-19	Record	Career	Record
Justin James	10	3-7	17	9-8
Jordan Naughton	0	0-0	1	1-0
Hunter Maldonado	2	1-1	2	1-1

Double-Figure Rebounds	2018-19	Record	Career	Record
Justin James	10	3-7	17	9-8
Jordan Naughton	0	0-0	2	1-1
Hunter Maldonado	2	1-1	2	1-1

Rebounds	2018-19	Record	Career	Record
Justin James	23	5-18	41	17-24
Jordan Naughton	0	0-0	3	3-0
Hunter Maldonado	3	2-1	3	2-1
TJ Taylor	3	0-3	3	0-3
Trace Young	2	0-2	2	0-2
A.J. Banks	2	1-2	2	1-1
Jake Hendricks	1	1-0	1	1-0

Assists	2018-19	Record	Career	Record
Justin James	27	7-20	45	18-27
Hunter Maldonado	2	1-1	2	1-1
Hunter Thompson	1	0-1	1	0-1
A.J. Banks	3	1-2	3	1-2
TJ Taylor	1	0-1	1	0-1
Trace Young	1	0-1	1	0-1

2018-19 GAME NOTES

Individual Points-Rebounds-Assists

Opponent	Date	Score	00 HENDRICKS	01 JAMES	02 BANKS	05 JOHNSON	10 THOMPSON	11 YOUNG	13 TAYLOR	14 MUELLER	22 PORTER	24 MALDONADO	33 NAUGHTON	40 HENRY	55 FORNSTROM
UC SANTA BARBARA	11/06/18	L 66-76	8-1-2	20-11-4	4-0-0	DNP	10-2-0	DNP	DNP	3-5-1	0-0-0	12-3-2	DNP	DNP	DNP
at Oregon St.	11/10/18	L 64-83	14-3-0	18-10-9	0-0-0	0-0-0	DNP	DNP	0-0-0	8-2-1	10-5-0	10-2-2	DNP	DNP	DNP
Grambling State	11/14/18	W 86-78	13-3-1	23-7-3	0-0-0	2-0-0	DNP	DNP	21-7-1	4-3-1	0-0-0	21-12-2	DNP	DNP	DNP
Niagara	11/16/18	L 67-72	15-3-1	23-8-1	0-1-0	0-1-0	DNP	DNP	1-3-0	5-5-1	6-1-0	13-15-2	DNP	DNP	DNP
Boston College	11/19/18	L 76-88	22-0-1	27-9-3	0-0-0	3-1-0	DNP	DNP	11-6-1	2-5-0	1-2-1	DNP	DNP	DNP	DNP
Richmond	11/21/18	W 68-66	10-6-2	29-5-4	0-0-1	DNP	DNP	DNP	4-3-0	2-4-0	DNP	15-8-1	DNP	DNP	DNP
at Evansville	11/28/18	L 78-86	4-4-0	34-20-4	0-0-0	1-1-0	15-4-0	DNP	8-4-0	7-4-0	0-0-0	DNP	DNP	DNP	DNP
Northern Colorado	12/1/18	L 80-85	2-2-0	25-8-5	9-2-1	0-0-0	15-6-0	DNP	0-2-0	0-1-1	0-1-0	20-5-3	DNP	DNP	DNP
South Carolina	12/5/18	W 73-64	16-3-0	20-12-5	0-0-1	DNP	6-4-3	DNP	11-4-1	DNP	2-0-0	9-5-4	DNP	DNP	DNP
Denver	12/11/18	L 87-90 OT	27-2-2	26-8-5	2-3-0	0-0-0	15-1-2	DNP	4-1-0	DNP	3-1-0	10-4-2	DNP	DNP	DNP
vs ETSU	12/21/18	L 53-76	6-4-2	8-8-6	1-4-1	2-0-0	25-2-0	DNP	7-8-1	DNP	2-3-0	DNP	2-1-0	DNP	DNP
at UTEP	12/22/18	L 65-76	0-0-1	22-7-4	18-8-3	5-2-0	8-6-0	DNP	8-4-0	DNP	4-1-0	DNP	0-0-0	DNP	DNP
Dixie State	12/29/18	W 65-63	DNP	16-8-4	4-7-1	DNP	6-6-1	16-6-1	8-2-2	DNP	3-0-0	DNP	12-4-0	DNP	DNP
Boise State	1/2/19	L 55-69	DNP	7-14-3	8-1-2	DNP	6-3-0	16-3-0	4-1-0	DNP	4-1-1	DNP	10-2-1	DNP	DNP
at UNLV	1/5/19	L 56-68	DNP	15-7-4	9-6-0	DNP	17-6-0	10-8-0	2-1-0	DNP	0-0-0	DNP	3-3-0	DNP	DNP
at San Diego State	1/8/19	L 54-84	DNP	18-6-3	7-4-0	DNP	11-3-1	2-3-1	10-2-1	DNP	4-2-0	DNP	2-0-0	0-1-0	DNP
Utah State	1/12/19	L 55-71	DNP	27-10-2	5-3-2	DNP	5-2-2	0-7-0	14-3-1	DNP	0-1-0	DNP	4-0-0	DNP	0-0-0
at New Mexico	1/19/19	L 53-83	DNP	12-5-3	10-2-1	DNP	6-3-1	8-2-1	6-6-4	DNP	7-1-0	DNP	1-3-0	0-0-0	3-0-0
San Jose State	1/23/19	W 59-46	DNP	20-3-5	5-4-4	DNP	14-3-0	4-3-3	6-3-2	DNP	7-3-0	DNP	3-3-0	DNP	0-0-0
at Boise State	1/26/19	L 52-77	DNP	7-6-4	6-3-1	DNP	19-4-1	0-1-1	10-2-1	DNP	0-0-0	DNP	5-1-0	DNP	5-3-1
Fresno State	1/30/19	L 62-75	DNP	21-12-6	7-7-3	DNP	7-2-0	8-3-2	6-3-1	DNP	3-1-0	DNP	10-1-0	DNP	DNP
at Air Force	2/6/19	L 76-81	21-2-0	22-8-9	4-4-0	DNP	3-1-0	15-4-2	0-3-1	DNP	3-0-0	DNP	2-1-2	DNP	6-1-0
Colorado State	2/9/19	W 74-66	6-6-1	36-6-7	0-2-2	DNP	9-1-0	13-3-0	3-3-1	DNP	0-0-0	DNP	7-5-1	DNP	DNP
at Utah State	2/13/19	L 59-76	6-4-1	26-4-2	2-0-1	DNP	7-0-1	7-6-2	4-1-1	DNP	3-2-1	DNP	4-3-1	DNP	0-0-0
Nevada	2/16/19	L 49-82	6-2-2	16-7-4	6-2-1	DNP	0-2-0	8-5-0	13-8-0	DNP	0-1-0	DNP	0-0-0	0-0-0	0-0-0
UNLV	2/19/19	L 56-66	8-3-2	25-6-5	9-2-4	DNP	4-3-0	0-0-0	8-3-0	DNP	0-0-0	DNP	2-1-0	DNP	0-1-0
at Colorado State	2/23/19	L 48-83	6-2-0	29-12-2	2-4-2	DNP	2-1-1	0-0-0	5-3-1	DNP	0-1-0	DNP	2-1-0	0-0-0	2-1-1
at Fresno State	2/27/19	L 60-71	0-6-0	27-10-6	2-3-2	DNP	2-3-3	10-3-0	6-1-0	DNP	10-4-0	DNP	3-1-0	DNP	0-1-0
Air Force	3/2/19	L 72-80	18-1-1	23-6-5	6-6-4	DNP	2-1-1	11-4-1	6-3-0	DNP	0-0-0	DNP	6-4-0	DNP	0-0-0
at San Jose State	3/6/19	W 81-71	20-2-1	25-11-7	13-5-3	DNP	5-2-2	4-2-0	10-4-0	DNP	2-2-1	DNP	2-4-3	DNP	0-1-0
New Mexico	3/9/19	W 88-81	11-2-3	28-12-3	20-4-5	DNP	14-3-2	0-1-0	2-1-0	DNP	3-1-1	DNP	10-1-1	DNP	DNP

Game-by-Game Leaders

Opponent	Date	Score	Points	Rebounds	Assists	Steals	Blocks
UC SANTA BARBARA	11/06/18	L 66-76	20-JAMES, Justin	11-JAMES, Justin	4-JAMES, Justin	3-HENDRICKS, Jake	1-MUELLER, Austin
at Oregon St.	11/10/18	L 64-83	18-JAMES, Justin	10-JAMES, Justin	9-JAMES, Justin	2-REDDING, Nyaires	1-MUELLER, Austin
Grambling State	11/14/18	W 86-78	23-JAMES, Justin	12-MALDONADO, Hunter	3-REDDING, Nyaires	4-MUELLER, Austin	1-TAYLOR, TJ
Niagara	11/16/18	L 67-72	23-JAMES, Justin	15-MALDONADO, Hunter	3-REDDING, Nyaires	2-JAMES, Justin	1-MUELLER, Austin
Boston College	11/19/18	L 76-88	27-JAMES, Justin	9-JAMES, Justin	4-REDDING, Nyaires	1-MUELLER, Austin	2-TAYLOR, TJ
Richmond	11/21/18	W 68-66	29-JAMES, Justin	8-MALDONADO, Hunter	4-JAMES, Justin	2-JAMES, Justin	1-MUELLER, Austin
at Evansville	11/28/18	L 78-86	34-JAMES, Justin	20-JAMES, Justin	4-JAMES, Justin	2-JAMES, Justin	1-REDDING, Nyaires
Northern Colorado	12/1/18	L 80-85	25-JAMES, Justin	8-JAMES, Justin	5-JAMES, Justin	2-JAMES, Justin	2-JAMES, Justin
South Carolina	12/5/18	W 73-64	20-JAMES, Justin	12-JAMES, Justin	5-JAMES, Justin	3-MALDONADO, Hunter	1-THOMPSON, Hunter
Denver	12/11/18	L 87-90 OT	27-HENDRICKS, Jake	8-JAMES, Justin	5-JAMES, Justin	4-HENDRICKS, Jake	1-PORTER, Brandon
ETSU	12/21/18	L 53-76	25-THOMPSON, Hunter	8-JAMES, Justin	6-JAMES, Justin	3-JAMES, Justin	1-NAUGHTON, Jordan
at UTEP	12/22/18	L 65-76	22-JAMES, Justin	8-BANKS, A.J.	4-JAMES, Justin	3-BANKS, A.J.	1-NAUGHTON, Jordan
Dixie State	12/29/18	W 65-63	16-James/Young	8-James, Justin	4-JAMES, Justin	2-JAMES, Justin	2-NAUGHTON, Jordan
Boise State	1/2/19	L 55-69	16-YOUNG, Trace	14-JAMES, Justin	3-JAMES, Justin	2-JAMES, Justin	None
at UNLV	1/5/19	L 56-68	17-THOMPSON, Hunter	8-YOUNG, Trace	4-JAMES, Justin	3-BANKS, A.J.	2-BANKS, A.J.
at San Diego State	1/8/19	L 54-84	18-JAMES, Justin	6-JAMES, Justin	3-JAMES, Justin	2-BANKS, A.J.	2-YOUNG, Trace
Utah State	1/12/19	L 55-71	27-JAMES, Justin	10-JAMES, Justin	2-JAMES, Justin	1-TAYLOR, TJ	2-NAUGHTON, Jordan
at New Mexico	1/19/19	L 53-83	12-JAMES, Justin	6-TAYLOR, TJ	4-TAYLOR, TJ	2-JAMES, Justin	1-JAMES, Justin
San Jose State	1/23/19	W 59-46	20-JAMES, Justin	4-BANKS, A.J.	5-JAMES, Justin	4-JAMES, Justin	2-THOMPSON, Hunter
at Boise State	1/26/19	L 52-77	19-THOMPSON, Hunter	6-JAMES, Justin	4-JAMES, Justin	2-TAYLOR, TJ	1-BANKS, A.J.
Fresno State	1/30/19	L 62-75	21-JAMES, Justin	12-JAMES, Justin	6-JAMES, Justin	3-JAMES, Justin	2-JAMES, Justin
at Air Force	2/6/19	L 76-81	22-JAMES, Justin	8-JAMES, Justin	9-JAMES, Justin	2-YOUNG, Trace	1-JAMES, Justin
Colorado State	2/9/19	W 74-66	36-JAMES, Justin	6-JAMES, Justin	7-JAMES, Justin	2-JAMES, Justin	1-NAUGHTON, Jordan
at Utah State	2/13/19	L 59-76	26-JAMES, Justin	6-YOUNG, Trace	2-YOUNG, Trace	2-JAMES, Justin	1-JAMES, Justin
Nevada	2/16/19	L 49-82	16-JAMES, Justin	8-TAYLOR, TJ	4-JAMES, Justin	2-JAMES, Justin	1-YOUNG, Trace
UNLV	2/19/19	L 56-66	25-JAMES, Justin	6-JAMES, Justin	5-JAMES, Justin	2-JAMES, Justin	1-THOMPSON, Hunter
at Colorado State	2/23/19	L 48-83	29-JAMES, Justin	12-JAMES, Justin	2-JAMES, Justin	4-HENDRICKS, Jake	2-BANKS, A.J.
at Fresno State	2/27/19	L 60-71	27-JAMES, Justin	10-JAMES, Justin	6-JAMES, Justin	2-PORTER, Brandon	4-THOMPSON, Hunter
Air Force	3/2/19	L 72-80	23-JAMES, Justin	6-BANKS, A.J.	5-JAMES, Justin	1-YOUNG, Trace	2-YOUNG, Trace
at San Jose State	3/6/19	W 81-71	25-JAMES, Justin	11-JAMES, Justin	7-JAMES, Justin	1-JAMES, Justin	2-JAMES, Justin
New Mexico	3/9/19	W 88-81	28-JAMES, Justin	12-JAMES, Justin	5-BANKS, A.J.	1-HENDRICKS, Jake	1-THOMPSON, Hunter

2018-19 GAME NOTES

Cowboys in Comparison to Opponents

Overall Record	8-23
When the Cowboys they are
Play day games	3-3
Play night games	5-20
<hr/>	
Lead at halftime	4-1
Trail at halftime	2-20
Are tied at halftime	2-2
<hr/>	
Shoot better from the field than opponent	6-5
Shoot worse from the field than opponent	2-17
Shoot the same from the field as opponent	0-1
<hr/>	
Shoot better from three-point range than opponent	8-7
Shoot worse from three-point range than opponent	0-15
Shoot the same from three-point range as opponent	0-0
<hr/>	
Shoot better from the free-throw line than opponent	3-11
Shoot worse from the free-throw line than opponent	3-13
Shoot the same from the free-throw line as opponent	1-0
<hr/>	
Outrebound opponent	4-4
Are outrebounded by opponent	3-19
Are even in rebounds with opponent	1-0
<hr/>	
Have more offensive rebounds than opponent	3-2
Have fewer offensive rebounds than opponent	5-20
Have the same number of offensive rebounds	0-1
<hr/>	
Have more defensive rebounds than opponent	6-6
Have fewer defensive rebounds than opponent	2-15
Have the same number of defensive rebounds	0-1

When the Cowboys they are
Commit fewer fouls than opponent	5-10
Commit more fouls than opponent	2-10
Commit the same number of fouls	1-3
<hr/>	
Have more assists than opponent	5-2
Have fewer assists than opponent	3-20
Have the same number of assists	0-1
<hr/>	
Commit fewer turnovers than opponent	5-4
Commit more turnovers than opponent	3-16
Commit the same number of turnovers	0-3
<hr/>	
Block more shots than opponent	3-6
Block fewer shots than opponent	3-10
Block the same number of shots	2-7
<hr/>	
Have more steals than opponent	4-6
Have fewer steals than opponent	4-16
Have the same number of steals	0-1
<hr/>	
Have their starting frontcourt outscore the opponent's	2-8
Have their starting frontcourt outscored by the opponent's	6-15
Have their starting frontcourt tied by the opponent's	0-0
<hr/>	
Have their starting backcourt outscore the opponent's	8-16
Have their starting backcourt outscored by the opponent's	0-6
Have their starting backcourt tied by the opponent's	0-1
<hr/>	
Have their bench outscore the opponent's	2-4
Have their bench outscored by the opponent's	6-18
Have their bench tied by the opponent's in scoring	0-1

Team Game-by-Game Comparison

Opponent	1st	2nd	Score	Mar	FG	FG %	3FG	3FG %	FT	FT Pct	Rbs	Ast	TO	Block	Steal	Fouls
UC SANTA BARBARA	35/39	31/37	66-76	(10)	21-58/24-47	.362/.511	5-29/7-19	.172/.368	19-27/21-27	.704/.778	29/40 (11)	9/8	9/18	1/3	7/3	20/24
at Oregon St.	32/41	32/42	64-83	(19)	24-57/31-63	.421/.492	7-23/5-18	.304/.278	9-20/16-21	.450/.762	27/45 (18)	14/17	12/12	1/6	5/6	22/22
Grambling State	52/42	34/36	86-78	+8	25-60/28-57	.417/.491	9-24/8-16	.375/.500	27-32/14-23	.844/.609	42/33 +9	11/15	11/15	2/7	10/5	19/29
Niagara	25/33	42/39	67-72	(5)	25-62/25-66	.403/.379	7-20/10-30	.350/.333	10-14/12-15	.714/.800	42/39 +3	8/10	15/11	3/3	6/3	15/16
Boston College	32/48	44/40	76-88	(12)	18-44/32-67	.409/.478	9-21/10-26	.429/.385	31-41/14-25	.756/.560	31/41 (10)	10/19	13/8	4/1	1/7	24/28
Richmond	27/35	41/31	68-66	+2	25-55/27-58	.455/.466	7-18/8-22	.389/.364	11-17/4-5	.647/.800	33/33 (0)	9/21	6/7	3/4	4/3	8/14
at Evansville	24/33	54/53	78-86	(8)	26-59/28-63	.441/.444	4-19/8-27	.211/.296	22-27/22-31	.815/.710	42/36 +6	7/14	16/9	1/1	3/5	28/23
Northern Colorado	28/31	52/54	80-85	(5)	28-64/27-57	.438/.474	10-22/8-23	.455/.348	14-16/23-27	.875/.852	33/39 (6)	12/15	11/13	5/6	6/6	20/20
SOUTH CAROLINA	33/37	40/27	73-64	+9	21-48/22-66	.438/.333	10-20/3-20	.500/.150	21-28/17-20	.750/.850	31/43 (12)	14/13	14/16	2/5	7/6	20/23
Denver	39/48	33/24	87-90	(3)	32-61/33-66	.525/.500	11-23/9-23	.478/.391	12-18/15-15	.667/1.000	23/44 (21)	11/14	12/20	2/0	11/7	16/20
ETSU	11/43	42/33	53-76	(23)	16-52/31-68	.308/.456	9-22/5-21	.409/.238	12-20/9-14	.600/.643	34/48 (14)	10/14	23/20	2/5	6/8	16/26
at UTEP	27/35	38/41	65-76	(11)	19-50/25-53	.380/.472	5-14/12-27	.357/.444	22-26/14-18	.846/.778	34/30 +4	8/18	17/14	3/3	8/7	19/19
DIXIE STATE	30/30	35/33	65-63	+2	18-43/19-55	.419/.345	7-22/9-29	.318/.310	22-29/16-21	.759/.762	35/34 +1	9/11	16/9	4/2	4/10	19/26
BOISE STATE	22/33	33/36	55-69	(14)	14-40/25-59	.350/.424	6-16/8-26	.375/.308	21-24/11-15	.875/.733	30/33 (3)	7/13	15/6	0/2	2/8	15/19
at UNLV	32/30	24/38	56-68	(12)	20-49/22-57	.408/.386	5-15/8-25	.333/.320	11-17/16-21	.647/.762	35/36 (1)	4/17	18/10	4/6	6/9	17/16
at SAN DIEGO STATE	25/48	29/36	54-84	(30)	16-46/29-57	.348/.509	6-20/12-24	.300/.500	16-29/14-17	.552/.824	24/40 (16)	6/20	16/15	4/2	4/6	16/26
UTAH STATE	25/32	30/39	55-71	(16)	20-50/27-57	.400/.474	7-20/7-24	.350/.292	8-13/10-17	.615/.588	29/40 (11)	7/13	9/7	4/3	2/4	15/16
at New Mexico	25/42	28/41	53-83	(30)	19-54/28-58	.352/.483	6-22/9-27	.273/.333	9-18/18-23	.500/.783	26/43 (17)	10/20	18/19	4/6	10/9	16/17
San Jose State	24/24	35/22	59-46	+13	23-41/17-52	.561/.327	9-24/5-21	.375/.238	4-8/7-14	.500/.500	25/33 (8)	14/12	17/16	3/0	10/7	15/14
at Boise State	14/28	38/49	52-77	(25)	17-43/24-53	.395/.453	2-16/9-26	.125/.346	16-21/20-27	.762/.741	22/34 (12)	9/15	24/18	3/0	8/11	23/20
FRESNO STATE	33/33	29/42	62-75	(13)	22-46/25-53	.478/.472	6-19/12-25	.316/.480	12-15/13-19	.800/.684	31/29 +2	12/12	17/10	3/3	6/11	18/16
at Air Force	35/44	41/37	76-81	(5)	26-56/32-60	.464/.533	15-37/4-14	.405/.286	9-11/13-21	.818/.619	28/33 (5)	14/15	13/5	1/1	3/10	17/11
COLORADO STATE	37/22	37/44	74-66	+8	23-48/22-52	.479/.423	13-24/7-21	.542/.333	15-18/15-22	.833/.682	28/33 (5)	12/10	13/11	3/3	5/8	17/14
at Utah State	37/37	22/39	59-76	(17)	21-49/24-49	.429/.490	8-20/10-20	.400/.500	9-12/18-25	.750/.720	24/35 (11)	10/21	11/11	1/5	6/5	21/10
NEVADA	20/36	29/46	49-82	(33)	15-50/31-57	.300/.544	6-24/9-23	.250/.391	13-18/11-17	.722/.647	28/40 (12)	7/14	16/13	1/2	6/7	19/17
UNLV	23/30	33/36	56-66	(10)	19-46/23-53	.413/.434	7-26/4-22	.269/.182	11-14/16-16	.786/1.000	25/35 (10)	11/10	19/14	1/2	6/7	14/13
at Colorado State	19/40	29/43	48-83	(35)	16-52/29-58	.308/.500	2-24/13-30	.083/.433	14-14/12-15	1.000/.800	25/41 (16)	7/20	15/15	2/2	7/9	19/15
at Fresno State	29/38	31/33	60-71	(11)	22-52/24-65	.423/.369	8-24/12-41	.333/.293	8-13/11-15	.615/.733	33/41 (8)	11/15	12/9	4/4	5/10	18/12
Air Force	40/44	32/36	72-80	(8)	24-55/29-62	.436/.468	13-36/9-18	.361/.500	11-15/13-17	.733/.765	28/41 (13)	12/13	8/5	6/0	2/3	16/17
at San Jose State	42/37	39/34	81-71	+10	27-59/23-63	.458/.365	11-29/8-26	.379/.308	16-29/17-22	.552/.773	40/39 +1	17/15	8/9	5/0	3/5	17/21
New Mexico	42/41	46/40	88-81	+7	27-52/26-65	.519/.400	10-25/9-24	.400/.375	24-29/20-29	.828/.690	30/42 (12)	15/14	10/12	1/1	2/6	23/23

Note: Game totals are displayed in the format WYO/OPPONENT for each category

2018-19 GAME NOTES

Specialty Stats Game-by-Game

Opponent	Paint	Off TO	2nd Chance	Fast Break	Bench	Largest		Lead Changes	Times Tied
						Lead	Deficit		
UCSB	28/24	14/8	9/6	4/5	12/23	4	13	12	4
at Oregon State	30/46	9/9	6/21	6/7	12/15	3	24	3	1
Grambling	26/32	25/8	7/10	11/4	23/31	16	3	5	4
Niagara	24/26	12/15	9/8	0/4	7/16	1	9	4	4
vs. Boston College	14/34	8/20	9/16	2/8	6/15	1	22	9	5
vs. Richmond	26/28	10/4	5/4	6/2	18/3	5	11	4	8
at Evansville	36/38	15/16	8/3	2/8	16/44	1	15	8	3
Northern Colorado	30/30	13/13	6/2	11/4	31/22	8	10	10	8
South Carolina	18/26	15/13	2/8	2/6	13/19	12	9	1	0
Denver	32/34	24/12	4/14	11/10	5/17	10	14	7	5
ETSU	12/52	13/27	3/16	4/2	5/27	0	33	0	0
at UTEP	28/26	9/18	12/7	4/0	17/25	6	18	5	3
Dixie State	18/10	10/13	12/3	2/6	11/28	9	5	12	11
Boise State	14/24	9/17	3/12	0/4	8/24	1	22	6	0
at UNLV	26/22	12/23	10/10	2/14	2/12	7	16	9	1
at San Diego State	18/26	11/25	4/7	4/7	14/12	0	30	0	0
Utah State	16/36	6/11	5/8	0/0	4/25	8	18	2	3
at New Mexico	22/32	17/13	3/7	8/29	11/21	0	33	0	1
San Jose State	24/18	20/7	0/15	2/0	10/21	17	4	2	2
at Boise State	20/26	14/24	2/16	7/12	10/34	0	31	0	0
Fresno State	28/20	14/22	8/9	6/6	13/17	4	16	11	5
at Air Force	23/36	5/12	2/6	7/8	32/5	0	16	0	0
Colorado State	20/24	16/13	7/10	2/0	7/12	19	0	0	0
at Utah State	22/24	13/12	2/8	0/0	9/17	3	17	10	5
Nevada	18/38	6/23	4/10	6/4	8/22	0	36	0	0
UNLV	20/34	14/21	3/6	4/7	2/6	2	13	3	3
at Colorado State	26/24	16/21	4/8	4/5	4/23	2	35	3	1
at Fresno State	20/18	12/19	8/9	2/16	23/2	1	16	2	4
Air Force	20/28	5/19	4/20	2/0	8/8	6	10	6	4
at San Jose State	32/24	11/9	11/11	7/3	11/24	14	3	4	1
New Mexico	26/34	14/10	2/18	2/0	17/10	12	2	4	5

Points in the Paint:	Most: 36 at Evansville, 11-28-18 Most Allowed: 52 vs. ETSU, 12-21-18	Least: 13 vs. ETSU, 12-21-18 Least Allowed: 10 vs. Dixie State, 12-29-18
Points Off Turnovers:	Most: 25 vs. Grambling, 11-14-18 Most Allowed: 27 vs. ETSU, 12-21-18	Least: 5 vs. Air Force, 3-2-19 Least Allowed: 4 vs. Richmond, 11-21-18
Second Chance Pts:	Most: 12 vs. Dixie State, 12-29-18 Most Allowed: 21 vs. Oregon State, 11-10-18	Least: 0 vs. San Jose State, 1-23-19 Least Allowed: 2 vs. UNC, 12-1-18
Fast Break Points:	Most: 11 three times, last vs. Denver, 12-11-18 Most Allowed: 29 at New Mexico, 1-19-19	Least: 0 vs. Utah State, 2-13-19 Least Allowed: 0 by New Mexico, 3-9-19
Bench Points:	Most: 31 vs. UNC, 12-1-18 Most Allowed: 44 at Evansville, 11-28-18	Least: 2 vs. UNLV, 1-5-19 Least Allowed: 3 vs. Richmond, 11-21-18

Largest Deficit Overcome: 11 vs Richmond, 11-21-18
Largest Lead Lost: 8 vs. UNC, 12-1-18

Note: Game totals are displayed in the format WYO/OPPONENT for each category

Starters/Bench Production

	Starters (Total / % Team Total)	Bench (Total / % Team Total)
Minutes	4927/ 79%	1298 / 21%
Points	1668 / 82%	369 / 18%
Rebounds	691/ 73%	256 / 27%

Record by Margin

1	2	3	4	5	6
0-0	1-0	1-1	0-0	0-3	0-0
7	8	9	10-15	16-20	20+
1-0	2-2	1-0	2-8	0-4	0-5

Record by Conference

Conference	Record
Big West	0-1
Pac-12	0-1
SWAC	1-0
MAAC	0-1
ACC	0-1
A-10	1-0
Missouri Valley	0-1
Big Sky	0-1
SEC	1-0
Summit League	0-1
C-USA	0-1
SoCON	0-1
RMAC	1-0
Mountain West	4-14

Points Scored/Allowed

Scoring		Allowing
0-2	49 or less	1-0
1-9	50-59	0-0
2-6	60-69	4-3
2-4	70-79	2-9
3-2	80-89	1-9
0-0	90-99	0-2
0-0	100+	0-0

Record by Month

Nov.	Dec.	Jan.	Feb.	March
2-5	2-4	1-7	1-5	2-1

Record by Day of the Week

Sun.	Mon.	Tue.	Wed.	Thu.	Fri.	Sat.
0-0	0-1	0-4	5-6	0-0	1-2	2-10

2018-19 GAME NOTES

Team Superlatives

Wyoming Game Highs

POINTS	88	NEW MEXICO(03/09/19)
	87	DENVER(12/11/18)
	86	GRAMBLINGSTATE(11/14/18)
	81	at San Jose St. (03/06/19)
	80	NORTHERNCOLORADO(12/1/18)
FIELD GOALS MADE	32	DENVER(12/11/18)
	28	NORTHERNCOLORADO(12/1/18)
FIELD GOAL ATTEMPTS	64	NORTHERNCOLORADO(12/1/18)
	62	NIAGARA(11/16/18)
FIELD GOAL PERCENTAGE	.561 (23-41)	SANJOSE STATE(01/23/19)
	.525 (32-61)	DENVER(12/11/18)
3 PT FIELD GOALS MADE	15	at Air Force (02/06/19)
	13	AIRFORCE(03/02/19)
	13	COLORADOSTATE(02/09/19)
3 PT FG ATTEMPTS	37	at Air Force (02/06/19)
	36	AIRFORCE(03/02/19)
3 PT FG PERCENTAGE	.542 (13-24)	COLORADOSTATE(02/09/19)
	.500 (10-20)	SOUTHCAROLINA(12/05/18)
FREETHROWS MADE	31	vs Boston College(11/19/18)
	27	GRAMBLINGSTATE(11/14/18)
FREETHROW ATTEMPTS	41	vs Boston College(11/19/18)
	32	GRAMBLINGSTATE(11/14/18)
FREETHROW PERCENTAGE	1.000 (14-14)	at Colorado State(2/23/19)
	.875 (21-24)	BOISESTATE(01/02/19)
	.875 (14-16)	NORTHERNCOLORADO(12/1/18)
REBOUNDS	42	at Evansville(11/28/18)
	42	NIAGARA(11/16/18)
	42	GRAMBLINGSTATE(11/14/18)
ASSISTS	17	at San Jose St. (03/06/19)
	15	NEW MEXICO(03/09/19)
STEALS	11	DENVER(12/11/18)
	10	SANJOSE STATE(01/23/19)
	10	at New Mexico (01/19/19)
	10	GRAMBLINGSTATE(11/14/18)
BLOCKED SHOTS	6	AIRFORCE(03/02/19)
	5	at San Jose St. (03/06/19)
	5	NORTHERNCOLORADO(12/1/18)
TURNOVERS	24	at Boise State(01/26/19)
	23	vs ETSU(12/21/18)
FOULS	28	at Evansville(11/28/18)
	24	vs Boston College(11/19/18)

Wyoming Game Lows

POINTS	48	at Colorado State(2/23/19)
	49	NEVADA(02/16/19)
	52	at Boise State(01/26/19)
	53	vs ETSU(12/21/18)
	53	at New Mexico (01/19/19)
FIELD GOALS MADE	14	BOISESTATE(01/02/19)
	15	NEVADA(02/16/19)
FIELD GOAL ATTEMPTS	40	BOISESTATE(01/02/19)
	41	SANJOSE STATE(01/23/19)
FIELD GOAL PERCENTAGE	.300 (15-50)	NEVADA(02/16/19)
	.308 (16-52)	vs ETSU(12/21/18)
	.308 (16-52)	at Colorado State(2/23/19)
3 PT FIELD GOALS MADE	2	at Boise State(01/26/19)
	2	at Colorado State(2/23/19)
3 PT FG ATTEMPTS	14	at UTEP (12/22/18)
	15	at UNLV (01/05/19)
3 PT FG PERCENTAGE	.083 (2-24)	at Colorado State(2/23/19)
	.125 (2-16)	at Boise State(01/26/19)
FREETHROWS MADE	4	SANJOSE STATE(01/23/19)
	8	UTAHSTATE(01/12/19)
	8	at Fresno State(02/27/19)
FREETHROW ATTEMPTS	8	SANJOSE STATE(01/23/19)
	11	at Air Force (02/06/19)
FREETHROW PERCENTAGE	.450 (9-20)	at Oregon St. (11/10/18)
	.500 (4-8)	SANJOSE STATE(01/23/19)
	.500 (9-18)	at New Mexico (01/19/19)
REBOUNDS	22	at Boise State(01/26/19)
	23	DENVER(12/11/18)
ASSISTS	4	at UNLV (01/05/19)
	6	at SANDIEGOSTATE (01-08-19)
STEALS	1	vs Boston College(11/19/18)
	2	BOISESTATE(01/02/19)
	2	UTAHSTATE(01/12/19)
	2	AIRFORCE(03/02/19)
	2	NEW MEXICO(03/09/19)
BLOCKED SHOTS	0	BOISESTATE(01/02/19)
	1	UCSANTABARBARA(11/06/18)
	1	at Oregon St. (11/10/18)
	1	at Evansville(11/28/18)
	1	at Air Force (02/06/19)
	1	at Utah State (02/13/19)
	1	NEVADA(02/16/19)
	1	UNLV (02/19/19)
	1	NEW MEXICO(03/09/19)
TURNOVERS	6	vs Richmond(11/21/18)
	8	AIRFORCE(03/02/19)
	8	at San Jose St. (03/06/19)
FOULS	8	vs Richmond(11/21/18)
	14	UNLV(02/19/19)

Opponent Game Highs

POINTS	90	DENVER(12/11/18)
	88	vs Boston College(11/19/18)
	86	at Evansville(11/28/18)
	85	NORTHERNCOLORADO(12/1/18)
	84	at SANDIEGOSTATE (01-08-19)
FIELD GOALS MADE	33	DENVER(12/11/18)
	32	at Air Force (02/06/19)
	32	vs Boston College(11/19/18)
FIELD GOAL ATTEMPTS	68	vs ETSU(12/21/18)
	67	vs Boston College(11/19/18)
FIELD GOAL PERCENTAGE	.544 (31-57)	NEVADA(02/16/19)
	.533 (32-60)	at Air Force (02/06/19)
3 PT FIELD GOALS MADE	13	at Colorado State(2/23/19)
	12	at Fresno State(02/27/19)
	12	FRESNOSTATE(01/30/19)
	12	at SANDIEGOSTATE (01-08-19)
	12	at UTEP (12/22/18)
3 PT FG ATTEMPTS	41	at Fresno State(02/27/19)
	30	at Colorado State(2/23/19)
	30	NIAGARA(11/16/18)
3 PT FG PERCENTAGE	.500 (12-24)	at SANDIEGOSTATE (01-08-19)
	.500 (10-20)	at Utah State (02/13/19)
	.500 (9-18)	AIRFORCE(03/02/19)
	.500 (8-16)	GRAMBLINGSTATE(11/14/18)
FREETHROWS MADE	23	NORTHERNCOLORADO(12/1/18)
	22	at Evansville(11/28/18)
FREETHROW ATTEMPTS	31	at Evansville(11/28/18)
	29	NEW MEXICO(03/09/19)
FREETHROW PERCENTAGE	1.000 (16-16)	UNLV(02/19/19)
	1.000 (15-15)	DENVER(12/11/18)
REBOUNDS	48	vs ETSU(12/21/18)
	45	at Oregon St. (11/10/18)
ASSISTS	21	at Utah State (02/13/19)
	21	vs Richmond(11/21/18)
STEALS	11	FRESNOSTATE(01/30/19)
	11	at Boise State(01/26/19)
BLOCKED SHOTS	7	GRAMBLINGSTATE(11/14/18)
	6	at New Mexico (01/19/19)
	6	at UNLV (01/05/19)
	6	NORTHERNCOLORADO(12/1/18)
	6	at Oregon St. (11/10/18)
TURNOVERS	20	vs ETSU(12/21/18)
	20	DENVER(12/11/18)
FOULS	29	GRAMBLINGSTATE(11/14/18)
	28	vs Boston College(11/19/18)

Opponent Game Lows

POINTS	46	SANJOSE STATE(01/23/19)
	63	DIXIESTATE(12/29/18)
	64	SOUTHCAROLINA(12/05/18)
	66	vs Richmond(11/21/18)
	66	COLORADOSTATE(02/09/19)
	66	UNLV(02/19/19)
FIELD GOALS MADE	17	SANJOSE STATE(01/23/19)
	19	DIXIESTATE(12/29/18)
FIELD GOAL ATTEMPTS	47	UCSANTABARBARA(11/06/18)
	49	at Utah State (02/13/19)
FIELD GOAL PERCENTAGE	.327 (17-52)	SANJOSE STATE(01/23/19)
	.333 (22-66)	SOUTHCAROLINA(12/05/18)
3 PT FIELD GOALS MADE	3	SOUTHCAROLINA(12/05/18)
	4	at Air Force (02/06/19)
	4	UNLV(02/19/19)
3 PT FG ATTEMPTS	14	at Air Force (02/06/19)
	16	GRAMBLINGSTATE(11/14/18)
3 PT FG PERCENTAGE	.150 (3-20)	SOUTHCAROLINA(12/05/18)
	.182 (4-22)	UNLV(02/19/19)
FREETHROWS MADE	4	vs Richmond(11/21/18)
	7	SANJOSE STATE(01/23/19)
FREETHROW ATTEMPTS	5	vs Richmond(11/21/18)
	14	vs ETSU(12/21/18)
	14	SANJOSE STATE(01/23/19)
FREETHROW PERCENTAGE	.500 (7-14)	SANJOSE STATE(01/23/19)
	.560 (14-25)	vs Boston College(11/19/18)
REBOUNDS	29	FRESNOSTATE(01/30/19)
	30	at UTEP (12/22/18)
ASSISTS	8	UCSANTABARBARA(11/06/18)
	10	NIAGARA(11/16/18)
	10	COLORADOSTATE(02/09/19)
	10	UNLV(02/19/19)
STEALS	3	UCSANTABARBARA(11/06/18)
	3	NIAGARA(11/16/18)
	3	vs Richmond(11/21/18)
	3	AIRFORCE(03/02/19)
BLOCKED SHOTS	0	DENVER(12/11/18)
	0	SANJOSE STATE(01/23/19)
	0	at Boise State (01/26/19)
	0	AIRFORCE(03/02/19)
	0	at San Jose St. (03/06/19)
TURNOVERS	5	at Air Force (02/06/19)
	5	AIRFORCE(03/02/19)
FOULS	10	at Utah State (02/13/19)
	11	at Air Force (02/06/19)

2018-19 GAME NOTES

Cowboys in the NCAA National Stats

Team Stats

Statistic	National Rank	Conference Rank	Value	National Leader	Value	Conference Leader	Value
3-pt Field Goal Attempts (351 ranked)	159	6	698	Savannah St.	1,164	Fresno St.	833
Assist Turnover Ratio (351 ranked)	337	11	0.74	Gonzaga	1.79	Nevada	1.51
Assists Per Game (351 ranked)	344	11	10.2	Belmont	19.9	Utah St.	17.2
Blocked Shots Per Game (351 ranked)	257	7	2.7	Duke	7.0	Utah St.	4.3
Defensive Rebounds per Game (351 ranked)	188	10	25.16	South Dakota St.	30.69	Utah St.	29.29
Fewest Fouls (351 ranked)	204	8	562	Dayton	428	Colorado St.	507
Fewest Turnovers (351 ranked)	262	9	431	Virginia	272	Nevada	303
Field-Goal Percentage (351 ranked)	301	10	41.8	Gonzaga	53.4	Colorado St.	47.7
Field-Goal Percentage Defense (351 ranked)	234	5	44.7	Texas Tech	36.8	Utah St.	39.2
Free Throw Attempts (351 ranked)	111	4	633	UTRGV	835	Nevada	722
Free Throws Made (351 ranked)	101	4	459	UTRGV	576	Nevada	518
Free-Throw Percentage (351 ranked)	109	2	72.5	Incarnate Word	81.0	Utah St.	74.7
Offensive Rebounds Per Game (351 ranked)	351	11	5.32	Portland St.	15.35	UNLV	13.33
Personal Fouls Per Game (351 ranked)	208	7	18.1	Dayton	13.8	Colorado St.	16.4
Rebound Margin (351 ranked)	348	11	-7.4	ETSU	10.9	Utah St.	8.6
Scoring Defense (351 ranked)	267	8	75.3	Virginia	54.6	Utah St.	66.8
Scoring Margin (351 ranked)	338	10	-9.5	Gonzaga	24.9	Nevada	14.6
Scoring Offense (351 ranked)	325	11	65.7	Gonzaga	89.8	Nevada	81.6
Steals Per Game (349 ranked)	273	9	5.5	FIU	10.6	Fresno St.	7.0
Three Pt FG Defense (351 ranked)	210	5	34.8	Virginia	27.3	Fresno St.	30.4
Three-Point Field Goals Per Game (351 ranked)	173	8	7.7	Winthrop	12.4	Fresno St.	10.7
Three-Point Field-Goal Percentage (351 ranked)	182	8	34.4	Lehigh	42.5	Fresno St.	38.5
Total 3-point FGM (351 ranked)	167	7	240	Winthrop	372	Fresno St.	321
Total Assists (351 ranked)	341	11	31.7	Belmont	616	Utah St.	534
Total Blocks (351 ranked)	256	7	83	Duke	216	Utah St.	132
Total Rebounds (351 ranked)	340	11	945	North Carolina	1,349	Utah St.	1,240
Total Rebounds Per Game (351 ranked)	342	11	30.48	North Carolina	43.52	Utah St.	40.00
Total Steals (351 ranked)	269	9	170	FIU	328	Fresno St.	211
Turnover Margin (350 ranked)	300	10	-1.9	FIU	5.7	Nevada	3.9
Turnovers Forced (350 ranked)	274	9	12.00	FIU	19.77	Nevada	13.97
Turnovers Per Game (351 ranked)	262	9	13.9	Michigan	9.0	Nevada	10.1
Won-Lost Percentage (351 ranked)	327	10	25.8	Gonzaga	93.5	Nevada	90.0

Individual Stats

Statistic	Player	National Rank	Conference Rank	Value	National Leader	Value	Conference Leader	Value
3-pt Field Goal Attempts (248 ranked)					Chris Clemons, Campbell	376	Caleb Martin, Nevada	283
Assist Turnover Ratio (250 ranked)					Jalen Avery, Kent St.	5.05	Cody Martin, Nevada	2.79
Assists Per Game (248 ranked)	Justin James	104	4	4.4	Ja Morant, Murray St.	10.0	Cody Martin, Nevada	5.2
Blocked Shots Per Game (250 ranked)					Brandon Gilbeck, Western Ill.	3.50	Neemias Queta, Utah St.	2.35
Defensive Rebounds per Game (249 ranked)	Justin James	20	2	7.52	Mike Daum, South Dakota St.	9.34	Nico Carvacho, Colorado St.	9.16
Double Doubles (244 ranked)	Justin James	51	5	10	Devontae Cacok, UNCW	23	Nico Carvacho, Colorado St.	22
Field-Goal Percentage (250 ranked)					Brandon Clarke, Gonzaga	68.8	Nico Carvacho, Colorado St.	58.7
Free Throw Attempts (250 ranked)	Justin James	5	1	254	Chris Clemons, Campbell Colbey Ross, Pepperdine	276	Justin James, Wyoming	254
Free Throws Made (250 ranked)	Justin James	11	1	189	Chris Clemons, Campbell	240	Justin James, Wyoming	189
Free-Throw Percentage (250 ranked)					Davide Moretti, Texas Tech	93.3	Sam Merrill, Utah St.	90.4
Minutes Per Game (250 ranked)	Justin James	2	1	38:13	Ky Bowman, Boston College	39:24	Justin James, Wyoming	38:13
Offensive Rebounds Per Game (250 ranked)					Cletrell Pope, Bethune-Cookman	4.23	Nico Carvacho, Colorado St.	4.03
Points Per Game (250 ranked)	Justin James	23	1	21.8	Chris Clemons, Campbell	30.0	Justin James, Wyoming	21.8
Rebounds Per Game (249 ranked)	Justin James	60	5	8.5	Nico Carvacho, Colorado St.	13.2	Nico Carvacho, Colorado St.	13.2
Steals Per Game (248 ranked)	Justin James	169	1	1.48	Matisse Thybulle, Washington	3.55	Justin James, Wyoming	1.48
Three-Point Field Goals Per Game (250 ranked)					Fletcher Magee, Wofford	4.55	Braxton Huggins, Fresno St.	3.45
Three-Point Field-Goal Percentage (125 ranked)					Derrick Jamerson, Norfolk St.	50.6	Noah Baumann, San Jose St.	45.6
Total 3-point FGM (249 ranked)	Jake Hendricks	249	8	64	Fletcher Magee, Wofford	141	Anthony Mathis, New Mexico	102
Total Assists (243 ranked)	Justin James	94	3	137	Ja Morant, Murray St.	311	Cody Martin, Nevada	156
Total Blocks (247 ranked)					Brandon Gilbeck, Western Ill.	105	Neemias Queta, Utah St.	73
Total Field Goal Attempts (247 ranked)	Justin James	11	1	537	Antoine Davis, Detroit Mercy	657	Justin James, Wyoming	537
Total Field Goals Made (245 ranked)	Justin James	33	1	220	Lamine Diane, CSUN	321	Justin James, Wyoming	220
Total Minutes (250 ranked)	Justin James	6	1	1184:59	Zach Cooks, NJIT	1228:23	Justin James, Wyoming	1184:59
Total Points (248 ranked)	Justin James	20	1	675	Chris Clemons, Campbell	961	Justin James, Wyoming	675
Total Rebounds (247 ranked)	Justin James	50	5	265	Nico Carvacho, Colorado St.	409	Nico Carvacho, Colorado St.	409
Total Steals (239 ranked)	Justin James	156	1	46	Matisse Thybulle, Washington	110	Justin James, Wyoming	46
Triple Doubles (3 ranked)					Ja Morant, Murray St. Ethan Happ, Wisconsin	2 2		

2018-19 GAME NOTES

Last Time an Individual

Cowboy Scored 30 Points	36 by Justin James, vs. Colo. St., 2/9/19
Opponent Scored 30 Points	37 by Ryan Swan, Air Force, 3/2/19
Cowboy Scored 40 Points	41 by Jay Straight vs. CSU, 2/26/05
Opponent Scored 40 Points	43 by Ruben Douglas UNM, 2/15/03
Cowboy Made Seven 3FG	7 by Jake Hendricks vs. Air Force, 2/6/19
Opponent Made Seven 3FG	8 Braxton Huggins, Fresno St., 2/27/19
Cowboy Made 15 FT	16 by Jason McManamen vs. Pacific, 11/22/16
Opponent Made 15 FT	17 by Deshon Taylor, Fresno State, 2/8/17
Cowboy Had 15 Rebounds	15 by Hunter Maldonado, Niagara, 11/16/18
Opponent Had 15 Rebounds	15 by Brandon McCoy, UNLV, 2/10/18
Cowboy Had 20 Rebounds	20 by Justin James, vs. Evansville, 11/28/18
Opponent Had 20 Rebounds	20 by Carlton Cragg, UNM, 3/6/19
Cowboy Had 10 Assists	11 by JayDee Luster vs. Peru St., 11/18/09
Opponent Had 10 Assists	10 by Alex Caruso at Texas A&M, 3/18/14
Cowboy had 15 Assists	15 by Jay Straight vs. Winthrop, 12/20/03
Opponent had 15 Assists	15 by Matt Montague BYU, 2/2/02
Cowboy Blocked Five Shots	5 by Alan Herndon, at Nevada, 1/3/18
Opponent Blocked Five Shots	6 by Bodie Hume, vs. UNC, 12/1/18
Cowboy Had Five Steals	5 by L. Washington, vs. Nevada, 2/13/13
Opponent Had Five Steals	6 by Jonah Mathews, vs. USC, 12/23/16
Cowboy Had a Double-Double	Justin James vs. UNM, 3/9/19 (28 points and 12 rebounds)
Opponent Had a Double-Double	Carlton Bragg, UNM, 3/9/19 (22 points and 20 rebounds)
Two Pokes Had a Double-Double	James/Herndon at Colorado State, 1/31/18
Three Pokes Had a Double-Double	Alan Herndon vs. Drake, 12/2/17 (32 points and 10 rebounds)
	Hayden Dalton vs. Drake, 12/2/17 (17 points and 14 rebounds)
	Justin James vs. Drake, 12/2/17 (24 points and 12 rebounds)
Two Cowboys Scored 25 Points Each	25 points by Justin James at Colorado State, 1/31/18
	26 points by Hayden Dalton at Colorado State, 1/31/18
Four Cowboys Scored 20 Points Each	20 points by Turk Boyd vs. Loyola Marymount, 3/17/86
	20 points by Les Bolden vs. Loyola Marymount, 3/17/86
	24 points by Fennis Dembo vs. Loyola Marymount, 3/17/86
	20 points by Eric Leckner vs. Loyola Marymount, 3/17/86
Three Cowboys Scored 20 Points Each	23 points by Justin James vs. Grambling, 11/14/18
	21 points by Hunter Maldonado vs. Grambling, 11/14/18
	21 points by TJ Taylor vs. Grambling, 11/14/18
Two Cowboys Scored 20 Points Each	28 points by Justin James vs. UNM, 3/9/19
	20 points by A.J. Banks vs. UNM, 3/9/19
At Least Five Cowboys Scored in Double Figures	28 points by Justin James vs. UNM, 3/9/19
	20 points by A.J. Banks vs. UNM, 3/9/19
	14 by Hunter Thompson vs. UNM, 3/9/19
	11 by Jake Hendricks vs. UNM, 3/9/19
	10 by Jordan Naughton vs. UNM, 3/9/19
Triple-Doubles by a Cowboy	Justin Williams vs. Utah, 3/10/06, (10 pts, 15 rbs and 12 blks)
	Theo Ratliff vs. San Diego St., 1/2/95, (20 pts, 12 rbs and 11 blks)
Largest Margin of Victory in the AA by Wyoming	53 vs. Tennessee St. 109-56, 12/17/03


Last Time a Team

Wyoming Scored 100 Points	114 vs. New Mexico, 2/20/18
Opponent Scored 100 Points	119 by New Mexico, 2/20/18
Wyoming Scored Less Than 50 Points	48 at Colorado St., 2/23/19
Opponent Scored Less Than 50 Points	46 by San Jose St., 1/23/19
Wyoming Scored Less Than 40 Points	36 at Fresno State, 1/16/13
Opponent Scored Less Than 40 Points	35 by Regis, 12/7/14
Wyoming Shot 60% From the Field	61.9 vs. UNC, 11/16/14
Opponent Shot 60% From the Field	61.7 by New Mexico, 2/20/18
Wyoming Shot less than 30%	29.8 at Texas A&M, 3/8/14
Opponent Shot less than 30%	28.2 by DePaul, 12/22/16
Wyoming Made 15 3-Point Baskets	15 vs. Air Force, 2/6/19
Opponent Made 15 3-Point Baskets	15 by Eastern Washington, 12/12/17
Wyoming Made No 3-Point Baskets	vs. Denver, 11/25/09
Opponent Made No 3-Point Baskets	by Fresno State, 1/16/13
Wyoming Made 30 Free Throws	34 vs. Nevada, 1/24/18
Opponent Made 30 Free Throws	32 by New Mexico, 2/20/18
	6/10
Wyoming Made 20 Free Throws	24 vs. UNM, 3/9/19
Opponent Made 20 Free Throws	20 by UNM, 3/9/19
Wyoming Made 90% of Free Throws	100% vs. Colorado St., 2/23/19
	(Min 10 FTA)
Opponent Made 90% of Free Throws	100% by Denver, 12-11-18
	(Min 10 FTA)
Wyoming Attempted 40 Free Throws	41 vs. BC, 11/19/18
Opponent Attempted 40 Free Throws	43 by New Mexico, 2/20/18
Wyoming Attempted 30 Free Throws	32 vs. Grambling, 11/14/18
Opponent Attempted 30 Free Throws	34 by Boise State, 3/3/18
Wyoming Had 50 Rebounds	52 vs. Drake, 12/2/17
Opponent Had 50 Rebounds	51 by Colorado State, 1/31/18
Wyoming Had 40 Rebounds	40 vs. SJSU, 3/6/19
Opponent Had 40 Rebounds	42 by UNM, 3/9/19
Wyoming Had 20 Offensive Rebounds	20 vs. Savannah St., 1/8/03
Wyoming Had +20 Rebound Margin	+20 vs. Utah Valley, 11/30/11
Opponent Had +20 Rebound Margin	+21 at Denver, 12-11-18
Wyoming Had +10 Rebound Margin	+10 vs. Texas Southern, 12/16/17
Opponent Had +10 Rebound Margin	+12 by UNM, 3/9/19
Wyoming Had 20 Assists	20 vs. New Mexico, 3/8/18
An Opponent Had 20 Assists	21 by Utah St., 2/13/19
Wyoming Had less than 10 Assists	7 vs. Colorado St., 2/23/19
Opponent had less than 10 Assists	8 by UCSB, 11/6/18
Wyoming Committed 20 Turnovers	23 vs. ETSU, 12/21/18
Opponent Committed 20 Turnovers	20 by ETSU, 12/21/18
Opponent Committed 30 Turnovers	31 by Alcorn St., 12/21/98
Wyoming Had less than 5 Turnovers	2 vs. Colorado St., 1/30/16
Wyoming Blocked 10 Shots	10 vs. South Dakota, 12/20/09
Wyoming Had 15 Steals	15 vs. Western St., 11/12/11
Wyoming Had 20 Steals	21 by Peru St., 11/18/09
Wyoming Beat a Top-25 Team	#23 Nevada, 104-103 (2OT) 1/24/18
Wyoming Beat a Top-25 Team (Home)	#23 Nevada, 104-103 (2OT) 1/24/18
Wyoming Beat a Top-25 Team (Road)	#18 BYU, 56-53, 1/18/80
Wyoming Beat a Top-25 Team (Neutral)	#RV/25 San Diego St., 3/14/15

GAME-BY-GAME
BOXES



POSTSEASON GUIDE



2018-19 GAME NOTES

Game-by-Game Box Scores

Game 1: Wyoming 66 UCSB 76



Official Basketball Box Score - Game Totals - Final Statistics
UC Santa Barbara vs Wyoming
 11/06/18 8:05 p.m. at Laramie, Wyo. (Arena-Auditorium)



UC Santa Barbara 76 • 1-0

#	Player	Total			3-Ptr			Rebounds			PF	TP	A	TO	Blk	Stl	Min
		FG-FGA	FG-FGA	FT-FTA	FG-FGA	FG-FGA	FT-FTA	Off	Def	Tot							
02	Blackmon, Jarrisse	f	3-4	0-0	2-2	2	6	8	3	8	0	3	3	0	25		
12	Sow, Amadou	f	4-10	0-1	0-0	2	9	11	3	8	0	2	0	2	32		
01	Davis, Armond	g	2-7	0-4	2-4	0	1	4	6	0	1	0	0	0	19		
03	McLaughlin, JaQuori	g	5-13	1-6	6-6	1	2	3	2	17	2	1	0	0	32		
04	Ramsey, Devearl	g	3-6	1-3	7-8	1	5	6	4	14	4	6	0	1	29		
00	Toure, Sekou	g	1-1	0-0	1-2	0	0	0	0	3	0	0	0	0	8		
05	Nagle, Jay	g	3-3	3-3	0-0	0	3	3	1	9	0	1	0	0	13		
14	Lakoju, Ami	g	0-0	0-0	0-0	0	0	0	2	0	0	0	0	0	5		
23	Terrell, Christian	g	1-1	0-0	3-3	0	3	3	1	5	2	2	0	0	23		
34	Moore, Zack	g	2-2	2-2	0-0	0	1	1	1	6	0	1	0	0	11		
35	Idehen, Robinson	g	0-0	0-0	0-2	0	0	0	3	0	0	1	0	0	3		
	Team					2	2	4									
	Totals		24-47	7-19	21-27	8	32	40	24	76	8	18	3	3	200		

FG % 1st Half: 12-24 50.0% 2nd half: 12-23 52.2% Game: 24-47 51.1% Deadball Rebounds 2
 3FG % 1st Half: 5-9 55.6% 2nd half: 2-10 20.0% Game: 7-19 36.8%
 FT % 1st Half: 10-14 71.4% 2nd half: 11-13 84.6% Game: 21-27 77.8%

Wyoming 66 • 0-1

#	Player	Total			3-Ptr			Rebounds			PF	TP	A	TO	Blk	Stl	Min
		FG-FGA	FG-FGA	FT-FTA	FG-FGA	FG-FGA	FT-FTA	Off	Def	Tot							
10	THOMPSON, Hunter	f	4-6	1-3	1-2	0	2	2	3	10	0	0	0	1	15		
14	MUELLER, Austin	f	1-7	0-4	1-2	2	3	5	4	3	1	2	1	1	36		
01	JACKSON, Justin	g	5-14	0-5	10-14	4	7	11	2	20	4	3	0	1	40		
03	REDDING, Nyaires	g	2-7	0-3	5-7	1	3	4	9	0	0	0	0	34			
24	MALDONADO, Hunter	g	4-12	2-7	2-2	1	2	3	4	12	2	1	0	0	37		
00	HENDRICKS, Jake	g	3-10	2-7	0-0	0	1	1	2	8	2	2	0	0	32		
02	BANKS, A.J.	g	2-2	0-0	0-0	0	0	0	1	4	0	0	0	1	6		
22	PORTER, Brandon	g	0-0	0-0	0-0	0	0	0	0	0	0	0	0	0	0+		
	Team					2	1	3									
	Totals		21-58	5-29	19-27	10	19	29	20	66	9	9	1	7	200		

FG % 1st Half: 13-29 44.8% 2nd half: 8-29 27.6% Game: 21-58 36.2% Deadball Rebounds 3
 3FG % 1st Half: 4-16 25.0% 2nd half: 1-13 7.7% Game: 5-29 17.2%
 FT % 1st Half: 5-9 55.6% 2nd half: 14-18 77.8% Game: 19-27 70.4%

Officials: Verne Harris, James Ford, Rob Kruger
 Technical fouls: UC Santa Barbara-None. Wyoming-None.
 Attendance: 3373

Score by periods	1st	2nd	Total
UC Santa Barbara	39	37	76
Wyoming	35	31	66

Last FG - UCSB 2nd-00:57, WY 2nd-04:57.
 Largest lead - UCSB by 13 2nd-00:29, WY by 4 1st-04:40.
 UCSB led for 30:35. WY led for 07:50. Game was tied for 01:35.

Points	In	Off	2nd	Fast	Bench
UCSB	24	8	6	5	23
WY	28	14	9	4	12

Score tied - 4 times.
Lead changed - 12 times.

Game 2: Wyoming 64 at Oregon State 83



Official Basketball Box Score - Game Totals - Final Statistics
Wyoming vs Oregon St.
 11/10/18 12:00 pm at Corvallis, Ore. (Gill Coliseum)



Wyoming 64 • 0-2

#	Player	Total			3-Ptr			Rebounds			PF	TP	A	TO	Blk	Stl	Min
		FG-FGA	FG-FGA	FT-FTA	FG-FGA	FG-FGA	FT-FTA	Off	Def	Tot							
14	MUELLER, Austin	f	2-6	1-3	3-4	2	0	2	4	8	1	2	1	0	33		
22	PORTER, Brandon	f	4-10	1-4	1-3	2	3	5	4	10	0	2	0	2	17		
00	HENDRICKS, Jake	g	5-13	4-10	0-0	0	3	3	4	14	0	2	0	0	38		
01	JAMES, Justin	g	7-16	0-3	4-6	3	7	10	18	9	4	0	0	0	37		
03	REDDING, Nyaires	g	1-1	0-0	0-1	0	1	1	2	2	1	0	0	2	26		
02	BANKS, A.J.	g	0-0	0-0	0-0	0	0	0	1	0	0	0	0	0	6		
05	JOHNSON, Tariq	g	0-0	0-0	0-2	0	0	0	0	0	0	0	0	0	2		
13	TAYLOR, TJ	g	0-0	0-0	0-2	0	0	0	0	0	0	0	0	0	3		
24	MALDONADO, Hunter	g	4-9	1-2	1-2	0	2	2	5	10	2	2	0	1	27		
34	DUNG, Lwal	g	1-2	0-1	0-0	0	1	1	1	2	1	0	0	0	11		
	Team					1	2	3									
	Totals		24-57	7-23	9-20	8	19	27	64	14	12	1	5	200			

FG % 1st Half: 12-27 44.4% 2nd half: 12-30 40.0% Game: 24-57 42.1% Deadball Rebounds 6
 3FG % 1st Half: 4-12 33.3% 2nd half: 3-11 27.3% Game: 7-23 30.4%
 FT % 1st Half: 4-9 44.4% 2nd half: 5-11 45.5% Game: 9-20 45.0%

Oregon St. 83 • 2-0

#	Player	Total			3-Ptr			Rebounds			PF	TP	A	TO	Blk	Stl	Min
		FG-FGA	FG-FGA	FT-FTA	FG-FGA	FG-FGA	FT-FTA	Off	Def	Tot							
03	Tres Tinkle	f	12-18	3-6	1-1	2	9	11	3	28	5	0	1	2	34		
04	Alfred Hollins	f	5-10	0-3	6-6	2	6	8	4	16	2	0	1	1	27		
23	Gligorije Rakocevic	c	0-2	0-0	1-2	2	1	3	3	1	0	1	0	0	12		
01	Stephen Thompson Jr.	g	5-9	2-3	4-4	2	1	3	2	16	4	3	0	2	35		
05	Ethan Thompson	g	2-10	0-4	3-3	1	4	5	4	7	4	4	0	1	28		
00	Jordan Campbell	g	0-0	0-0	0-0	0	0	0	0	0	0	0	0	0	2		
11	Zach Reichle	g	0-3	0-2	1-2	0	0	0	2	1	2	0	0	0	15		
13	Antoine Vernon	g	0-0	0-0	0-0	0	2	2	1	0	0	3	0	0	17		
14	Jack Wilson	g	0-2	0-0	0-0	1	0	1	1	0	0	0	0	0	2		
22	Warren Washington	g	1-1	0-0	0-2	2	1	3	2	2	0	0	0	0	7		
24	Kylor Kelley	g	6-8	0-0	0-1	3	5	8	0	12	0	0	4	0	21		
	Team					0	1	1									
	Totals		31-63	5-18	16-21	15	30	45	22	83	17	12	6	6	200		

FG % 1st Half: 17-36 47.2% 2nd half: 14-27 51.9% Game: 31-63 49.2% Deadball Rebounds 3
 3FG % 1st Half: 4-12 33.3% 2nd half: 1-6 16.7% Game: 5-18 27.8%
 FT % 1st Half: 3-6 50.0% 2nd half: 13-15 86.7% Game: 16-21 76.2%

Officials: David Hall, Chris Rastattler, Steve Olson
 Technical fouls: Wyoming-None. Oregon St.-None.
 Attendance: 3931

Score by periods	1st	2nd	Total
Wyoming	32	32	64
Oregon St.	41	42	83

Last FG - WY 2nd-02:40, OSU 2nd-02:48.
 Largest lead - WY by 3 1st-19:45, OSU by 24 2nd-08:56.
 WY led for 01:29. OSU led for 37:22. Game was tied for 01:09.

Points	In	Off	2nd	Fast	Bench
WY	30	9	6	6	12
OSU	46	9	21	7	15

Score tied - 1 time.
Lead changed - 3 times.

Game 3: Wyoming 86 Grambling State 78



Official Basketball Box Score - Game Totals - Final Statistics
Grambling State vs Wyoming
 11/14/18 7:05 pm at Laramie, Wyo. (Arena-Auditorium)



Grambling State 78 • 1-1

#	Player	Total			3-Ptr			Rebounds			PF	TP	A	TO	Blk	Stl	Min
		FG-FGA	FG-FGA	FT-FTA	FG-FGA	FG-FGA	FT-FTA	Off	Def	Tot							
21	PEART, Zavier	f	1-2	0-0	1-2	0	3	3	5	3	0	1	3	0	14		
25	JACKSON, DeVante	f	5-6	0-0	2-3	1	3	4	5	12	1	0	2	0	17		
01	SMITH, Ivy	g	2-7	1-2	5-6	0	0	0	1	10	3	2	0	1	32		
03	POLK-HILLARD, Dallas	g	6-13	0-2	2-2	1	4	5	2	14	1	2	0	0	34		
04	GASTON, Anthony	g	3-6	2-4	0-1	1	4	5	1	8	4	3	0	1	27		
00	ATHIE, Shaq	g	1-1	0-0	0-0	1	0	1	1	2	0	1	0	0	2		
02	RIBEIRO, Nigel	g	1-4	1-2	0-0	1	3	4	3	3	1	0	0	1	19		
05	JOHNSON, Lasani	g	2-5	2-3	0-0	1	3	4	2	6	3	1	0	0	17		
10	WILKS, Drake	g	0-0	0-0	0-0	0	1	1	0	0	1	0	0	0	5		
11	MPOYO, Axel	g	5-8	2-2	1-2	1	1	2	4	13	0	2	2	1	17		
22	MOSS, Prince	g	0-1	0-1	0-0	0	0	0	1	0	0	1	0	1	4		
24	BUNCH, Travon	g	2-4	0-0	3-7	0	1	1	4	7	1	2	0	0	12		
	Team					1	2	3									
	Totals		28-57	8-16	14-23	8	25	33	29	78	15	15	7				

2018-19 GAME NOTES

Game-by-Game Box Scores

Game 9: Wyoming 73 South Carolina 64

Official Basketball Box Score -- Game Totals -- Final Statistics

South Carolina vs Wyoming
12/05/18 7:06 pm at



South Carolina 64 • 4-4

##	Player	Total			3-Ptr			Rebounds			PF	TP	A	TO	Blk	Stl	Min
		FG-FGA	FT-FTA	Reb Tot	FG-FGA	FT-FTA	Off	Def	Off	Def							
21	KOTSAR, Maik	f	3-6	0-1	0-0	1	4	5	4	6	1	0	0	0	0	17	
24	BRYANT, Keyshawn	f	2-7	0-1	2-2	0	4	4	5	6	1	0	1	0	16		
30	SILVA, Chris	f	3-14	0-2	5-8	3	5	8	2	11	2	1	3	3	36		
00	LAWSON, A.J.	g	5-16	2-9	3-3	2	7	9	2	15	1	6	1	1	31		
01	MOSS, T.J.	g	3-7	1-4	0-0	0	2	2	2	7	4	4	0	0	32		
02	GRAVETT, Hassani	g	0-2	0-1	2-2	0	1	1	1	2	2	2	0	0	18		
04	CAMPBELL, Tre	g	1-3	0-2	3-3	1	4	5	2	5	1	0	0	2	19		
13	HAASE, Felipe	g	3-8	0-0	2-2	0	2	2	3	8	1	2	0	0	25		
20	FRINK, Alanzo	g	2-3	0-0	0-0	1	0	1	2	4	0	1	0	0	6		
Team						6	0	6									
Totals			22-66	3-20	17-20	14	29	43	23	64	13	16	5	6	200		

FG % 1st Half: 13-35 37.1% 2nd half: 9-31 29.0% Game: 22-66 33.3%
3FG % 1st Half: 2-14 14.3% 2nd half: 1-6 16.7% Game: 3-20 15.0%
FT % 1st Half: 9-11 81.8% 2nd half: 8-9 88.9% Game: 17-20 85.0%

Wyoming 73 • 3-6

##	Player	Total			3-Ptr			Rebounds			PF	TP	A	TO	Blk	Stl	Min
		FG-FGA	FT-FTA	Reb Tot	FG-FGA	FT-FTA	Off	Def	Off	Def							
10	THOMPSON, Hunter	f	2-10	1-5	1-1	0	4	4	5	6	3	3	1	0	30		
00	HENDRICKS, Jake	g	5-8	5-8	1-2	0	3	3	1	16	0	0	0	2	34		
01	JAMES, Justin	g	6-10	2-2	6-6	0	12	12	3	20	5	5	0	1	31		
03	REDDING, Nyaires	g	1-2	0-0	7-8	0	1	1	0	9	0	0	0	0	25		
24	MALDONADO, Hunter	g	3-11	2-4	1-3	0	5	5	3	9	4	3	1	3	37		
02	BANKS, A.J.	g	0-1	0-0	0-0	0	0	0	0	0	1	0	0	0	6		
13	TAYLOR, TJ	g	3-4	0-0	5-8	0	4	4	3	11	1	2	0	1	29		
22	PORTER, Brandon	g	1-2	0-1	0-0	0	0	0	5	2	0	1	0	0	8		
Team						1	1	2									
Totals			21-48	10-20	21-28	1	30	31	20	73	14	14	2	7	200		

FG % 1st Half: 10-23 43.5% 2nd half: 11-25 44.0% Game: 21-48 43.8%
3FG % 1st Half: 5-9 55.6% 2nd half: 5-11 45.5% Game: 10-20 50.0%
FT % 1st Half: 8-11 72.7% 2nd half: 13-17 76.5% Game: 21-28 75.0%

Officials: Eric Curry, Gerry Pollard, Chuck Jones
Technical fouls: South Carolina-None. Wyoming-PORTER, Brandon.
Attendance: 3657

Score by periods	1st	2nd	Total
South Carolina	37	27	64
Wyoming	33	40	73

Points	In	Off	2nd	Fast	Bench
SC	26	13	8	6	19
WY	18	15	2	2	13

Last FG - SC 2nd-01:14, WY 2nd-02:07.
Largest lead - SC by 9 1st-11:55, WY by 12 2nd-11:00.
SC led for 22:18. WY led for 16:07. Game was tied for 01:35.

Score tied - 0 times.
Lead changed - 1 time.

Game 10: Wyoming 87 vs. Denver 90 OT

Official Basketball Box Score -- Game Totals -- Final Statistics

Denver vs Wyoming
12/11/18 7:05 pm at Laramie, Wyo. (Arena-Auditorium)



Denver 90 • 4-7

##	Player	Total			3-Ptr			Rebounds			PF	TP	A	TO	Blk	Stl	Min
		FG-FGA	FT-FTA	Reb Tot	FG-FGA	FT-FTA	Off	Def	Off	Def							
14	Tory Stewart-Miller	f	4-5	0-0	2-2	1	7	8	5	10	0	2	0	1	31		
25	Ronnie Harrell Jr.	f	5-16	1-5	4-4	2	3	5	3	15	2	6	0	2	36		
00	Ade Murkey	g	7-13	2-6	1-1	0	0	0	5	17	3	3	0	1	32		
02	Joe Rosga	g	6-14	3-7	7-7	1	3	4	1	22	2	3	0	2	41		
04	Taelyr Gatlin	g	4-5	1-2	0-0	1	2	3	0	9	1	2	0	0	14		
05	Elvin Rodriguez	g	0-2	0-1	0-0	0	2	2	2	0	2	2	0	1	11		
10	Joseph Lanzi	g	2-3	1-1	0-0	0	3	3	1	5	2	0	0	0	21		
12	Alperen Kurnaz	g	1-2	1-1	0-0	0	1	1	0	3	0	0	0	0	5		
30	Donoven Carlisle	g	3-4	0-0	0-0	1	5	6	2	6	2	1	0	0	21		
32	Abiola Akintola	g	1-2	0-0	1-1	4	2	6	1	3	0	0	0	0	13		
Team						3	3	6									
Totals			33-66	9-23	15-15	13	31	44	20	90	14	20	0	7	225		

FG % 1st Half: 19-35 54.3% 2nd half: 10-25 40.0% OT: 4-6 66.7% Game: 33-66 50.0%
3FG % 1st Half: 7-16 43.8% 2nd half: 2-7 28.6% OT: 0-0 0.0% Game: 9-23 39.1%
FT % 1st Half: 3-3 100.0 2nd half: 2-2 100.0 OT: 10-10 100.0 Game: 15-15 100.0

Wyoming 87 • 3-7

##	Player	Total			3-Ptr			Rebounds			PF	TP	A	TO	Blk	Stl	Min
		FG-FGA	FT-FTA	Reb Tot	FG-FGA	FT-FTA	Off	Def	Off	Def							
10	THOMPSON, Hunter	f	6-12	1-5	2-2	0	1	1	4	15	2	4	0	0	37		
00	HENDRICKS, Jake	g	10-15	7-11	0-2	0	2	2	3	27	2	1	0	4	43		
01	JAMES, Justin	g	9-21	1-4	7-10	1	7	8	1	26	5	3	0	2	45		
13	TAYLOR, TJ	g	1-1	0-0	2-2	0	1	1	2	4	0	1	1	2	32		
24	MALDONADO, Hunter	g	4-7	1-2	1-2	1	3	4	1	10	2	1	0	1	27		
02	BANKS, A.J.	g	1-4	0-0	0-0	1	2	3	2	0	0	0	1	30			
05	JOHNSON, Tariq	g	0-0	0-0	0-0	0	0	0	0	0	0	0	0	0	1		
22	PORTER, Brandon	g	1-1	1-1	0-0	0	1	1	2	3	0	2	1	1	10		
Team						0	3	3									
Totals			32-61	11-23	12-18	3	20	23	16	87	11	12	2	11	225		

FG % 1st Half: 16-27 59.3% 2nd half: 12-26 46.2% OT: 4-8 50.0% Game: 32-61 52.5%
3FG % 1st Half: 6-11 54.5% 2nd half: 3-8 37.5% OT: 2-4 50.0% Game: 11-23 47.8%
FT % 1st Half: 1-3 33.3% 2nd half: 6-9 66.7% OT: 5-6 83.3% Game: 15-15 100.0

Officials: Randy McCall, David Hall, Steve Olson
Technical fouls: Denver-Joseph Lanzi. Wyoming-None.
Attendance: 3422

Score by periods	1st	2nd	OT	Total
Denver	48	24	18	90
Wyoming	39	33	15	87

Points	In	Off	2nd	Fast	Bench
WY	34	12	14	10	17
DEN	32	24	4	11	5

Last FG - DEN OT-00:21, WY OT-00:01.
Largest lead - DEN by 14 2nd-18:09, WY by 10 1st-14:46.
DEN led for 31:53. WY led for 10:25. Game was tied for 02:42.

Score tied - 5 times.
Lead changed - 7 times.

Game 11: Wyoming 53 vs. ETSU 76

Official Basketball Box Score -- Game Totals -- Final Statistics

Wyoming vs ETSU

12/21/18 5 p.m. MT at El Paso, Texas (Don Haskins Center)



Wyoming 53 • 3-8

##	Player	Total			3-Ptr			Rebounds			PF	TP	A	TO	Blk	Stl	Min
		FG-FGA	FT-FTA	Reb Tot	FG-FGA	FT-FTA	Off	Def	Off	Def							
10	THOMPSON, Hunter	f	8-9	7-8	2-3	0	2	2	4	25	0	2	0	2	30		
13	TAYLOR, TJ	f	2-7	0-1	3-5	3	5	8	1	7	1	2	0	0	33		
33	NAUGHTON, Jordan	f	0-2	0-0	2-2	0	1	1	2	2	0	2	1	0	14		
00	HENDRICKS, Jake	g	2-7	2-6	0-0	0	4	4	3	6	2	1	0	0	40		
01	JAMES, Justin	g	3-21	0-4	2-6	0	8	8	3	8	6	10	0	3	40		
02	BANKS, A.J.	g	0-2	0-0	1-2	1	3	4	1	1	1	0	1	1	22		
05	JOHNSON, Tariq	g	0-0	0-0	2-0	0	0	0	1	2	0	1	0	0	7		
22	PORTER, Brandon	g	1-4	0-3	0-0	1	2	3	1	2	0	4	0	0	14		
Team						2	2	4									
Totals			16-52	9-22	12-20	7	27	34	16	53	10	23	2	6	200		

FG % 1st Half: 1-26 3.8% 2nd half: 15-26 57.7% Game: 16-52 30.8%
3FG % 1st Half: 1-11 9.1% 2nd half: 8-11 72.7% Game: 9-22 40.9%
FT % 1st Half: 8-10 80.0% 2nd half: 4-10 40.0% Game: 12-20 60.0%

ETSU 76 • 9-4

##	Player	Total			3-Ptr			Rebounds			PF	TP	A	TO	Blk	Stl	Min
		FG-FGA	FT-FTA	Reb Tot	FG-FGA	FT-FTA	Off	Def	Off	Def							
11	Jeromy Rodriguez	f	6-13	0-0	0-0	5	9	14	3	12	2	0	2	0	29		
25	Lucas N'Guessan	c	2-2	0-0	2-4	0	2	2	5	6	0	3	1	0	9		
03	Bo Hodges	g	5-7	0-0	1-2	2	3	5	3	11	3	3	1	1	28		
04	Daivien Williamson	g	4-10	0-3	0-1	1	5	6	1	8	5	3	0	1			

2018-19 GAME NOTES

Game-by-Game Box Scores

Game 13: Wyoming 65 Dixie State 63

Official Basketball Box Score -- Game Totals -- Final Statistics
Dixie State vs Wyoming
 12/29/18 4:05 pm at Laramie, Wyo. (Arena-Auditorium)



Dixie State 63 • 4-5

#	Player	Total		3-Ptr		Rebounds			PF	TP	A	TO	Blk	Stl	Min		
		FG	FGA	FG	FGA	FT	FTA	Off								Def	Tot
22	Matt Conway	1	8	0	5	0	0	0	8	8	5	2	1	1	0	26	
30	Dub Price	1	6	0	1	2	2	2	0	2	3	4	1	2	0	22	
12	Zach Frampton	3	6	1	3	0	2	3	3	7	1	2	0	0	3	33	
14	Dason Youngblood	1	5	0	1	2	2	1	4	5	0	4	2	0	0	24	
44	Wade Miller	6	16	6	13	0	0	1	3	4	0	18	0	1	0	30	
20	Andre Wilson	2	4	2	4	6	6	0	0	0	4	12	4	1	0	17	
32	Quincy Mathews	1	2	0	0	4	6	2	2	4	4	6	1	0	1	18	
42	Cameron Chatwin	2	4	0	2	2	3	0	3	2	6	0	1	0	2	16	
54	Julien Ducree	2	4	0	0	2	1	2	1	2	5	4	1	1	1	14	
Team						2			1			3					
Totals		19-55		9-29		16-21			10 24 34			26 63		11 9 2 10		200	

FG % 1st Half: 10-28 35.7% 2nd half: 9-27 33.3% Game: 19-55 34.5% Deadball Rebounds 2
 3FG % 1st Half: 4-15 26.7% 2nd half: 5-14 35.7% Game: 9-29 31.0%
 FT % 1st Half: 6-6 100.0 2nd half: 10-15 66.7% Game: 16-21 76.2%

Wyoming 65 • 4-9

#	Player	Total		3-Ptr		Rebounds			PF	TP	A	TO	Blk	Stl	Min		
		FG	FGA	FG	FGA	FT	FTA	Off								Def	Tot
10	THOMPSON, Hunter	2	8	1	6	1	2	0	6	6	4	6	1	1	1	28	
33	NAUGHTON, Jordan	2	5	0	1	8	11	2	2	4	3	12	0	2	2	25	
01	JAMES, Justin	4	11	1	6	7	10	1	7	8	1	16	4	3	1	38	
02	BANKS, A.J.	1	3	0	0	2	2	1	6	7	2	4	1	3	0	33	
11	YOUNG, Trace	6	10	4	7	0	0	1	5	6	3	16	1	1	0	31	
13	TAYLOR, TJ	2	5	0	1	4	4	0	2	2	3	8	2	4	0	26	
22	PORTER, Brandon	1	1	1	1	0	0	0	0	0	3	3	0	2	0	19	
Team						1			2			4			19		
Totals		18-43		7-22		22-29			6 29 35			19 65		9 16 4 4		200	

FG % 1st Half: 10-23 43.5% 2nd half: 8-20 40.0% Game: 18-43 41.9% Deadball Rebounds 2
 3FG % 1st Half: 4-11 36.4% 2nd half: 3-11 27.3% Game: 7-22 31.8%
 FT % 1st Half: 6-7 85.7% 2nd half: 16-22 72.7% Game: 22-29 75.9%

Officials: Eric Curry, Mike O'Neill, Kerby Sitton
 Technical fouls: Dixie State-None. Wyoming-TEAM.
 Attendance: 3626

Score by periods	1st	2nd	Total
Dixie State	30	33	63
Wyoming	30	35	65

Points	In	Off	2nd	Fast	Bench
DSMB	Paint	T/O	Chance	Break	
Wyoming	10	13	3	6	28
Dixie State	18	10	12	2	11

Last FG - DSMB 2nd-02:18, WY 2nd-00:01.
 Largest lead - DSMB by 5 1st-03:30, WY by 9 2nd-16:04.
 DSMB led for 07:00. WY led for 22:28. Game was tied for 10:32.

Score tied - 11 times.
 Lead changed - 12 times.

Game 14: Wyoming 55 vs. Boise State 69

Official Basketball Box Score -- Game Totals -- Final Statistics
Boise State vs Wyoming
 01/02/19 7:06 pm at Laramie, Wyo. (Arena-Auditorium)



Boise State 69 • 6-8, 1-0 MW

#	Player	Total		3-Ptr		Rebounds			PF	TP	A	TO	Blk	Stl	Min		
		FG	FGA	FG	FGA	FT	FTA	Off								Def	Tot
11	HANEY, Zach	1	5	0	0	2	2	0	1	1	1	4	0	0	0	13	
00	DICKINSON, Marcus	1	7	1	6	0	0	1	1	2	2	3	2	0	0	35	
03	JESSUP, Justinian	4	8	4	7	2	2	0	3	3	5	14	1	1	0	34	
23	WILLIAMS, RJ	3	5	0	2	1	2	2	2	4	1	7	0	0	0	8	
34	HOBBS, Alex	7	14	2	5	1	1	2	5	7	0	17	6	0	0	36	
05	HARWELL, Malek	0	2	0	2	0	0	1	1	2	0	1	0	0	1	7	
13	DEMBLEY, Pat	4	8	1	3	0	1	2	2	4	0	9	0	3	0	18	
21	ALSTON, Derrick	5	8	0	1	0	1	2	3	5	10	1	0	0	0	22	
33	WACKER, David	0	2	0	0	5	7	2	5	7	3	5	2	2	2	1	
Team						1			0			1			27		
Totals		25-59		8-26		11-15			11 22 33			19 69		13 6 2 8		200	

FG % 1st Half: 12-29 41.4% 2nd half: 13-30 43.3% Game: 25-59 42.4% Deadball Rebounds 2
 3FG % 1st Half: 5-16 31.3% 2nd half: 3-10 30.0% Game: 8-26 30.8%
 FT % 1st Half: 4-7 57.1% 2nd half: 7-8 87.5% Game: 11-15 73.3%

Wyoming 55 • 4-10, 0-1 MW

#	Player	Total		3-Ptr		Rebounds			PF	TP	A	TO	Blk	Stl	Min		
		FG	FGA	FG	FGA	FT	FTA	Off								Def	Tot
10	THOMPSON, Hunter	1	6	1	3	3	5	1	2	3	4	6	0	1	0	27	
11	YOUNG, Trace	6	8	3	4	1	1	0	3	3	1	16	0	2	0	36	
33	NAUGHTON, Jordan	2	4	0	0	6	6	0	2	2	1	10	1	1	0	28	
01	JAMES, Justin	1	14	1	5	4	4	1	13	14	3	7	3	6	0	2	
02	BANKS, A.J.	2	2	0	0	4	4	0	1	1	2	8	2	3	0	35	
13	TAYLOR, TJ	1	3	0	2	2	2	1	0	1	3	4	0	1	0	20	
22	PORTER, Brandon	1	3	1	2	1	2	1	0	1	1	4	1	1	0	14	
Team						1			4			5			200		
Totals		14-40		6-16		21-24			5 25 30			15 55		7 15 0 2		200	

FG % 1st Half: 6-21 28.6% 2nd half: 8-19 42.1% Game: 14-40 35.0% Deadball Rebounds 2
 3FG % 1st Half: 3-9 33.3% 2nd half: 3-7 42.9% Game: 6-16 37.5%
 FT % 1st Half: 7-8 87.5% 2nd half: 14-16 87.5% Game: 21-24 87.5%

Officials: Chris Rastatter, Kipp Kissinger, Larry Spaulding
 Technical fouls: Boise State-None. Wyoming-None.
 Attendance: 3395

Score by periods	1st	2nd	Total
Boise State	33	36	69
Wyoming	22	33	55

Points	In	Off	2nd	Fast	Bench
BSU	Paint	T/O	Chance	Break	
Wyoming	14	24	17	12	4
Boise State	24	9	3	4	8

Last FG - BSU 2nd-02:56, WY 2nd-03:15.
 Largest lead - BSU by 22 2nd-06:37, WY by 1 1st-16:19.
 BSU led for 34:26. WY led for 01:50. Game was tied for 03:15.

Score tied - 0 times.
 Lead changed - 6 times.

Game 15: Wyoming 56 at UNLV 68

Official Basketball Box Score -- Game Totals -- Final Statistics
Wyoming vs UNLV
 01/05/19 7:00 PM at Tarkanian Court, Thomas & Mack Center



Wyoming 56 • 4-11, 0-2

#	Player	Total		3-Ptr		Rebounds			PF	TP	A	TO	Blk	Stl	Min		
		FG	FGA	FG	FGA	FT	FTA	Off								Def	Tot
10	THOMPSON, Hunter	6	13	3	6	2	2	0	6	6	4	17	0	4	1	33	
33	NAUGHTON, Jordan	1	3	0	0	1	1	2	1	3	2	9	0	1	0	18	
01	JAMES, Justin	5	16	2	5	6	7	3	15	4	5	5	2	0	2	40	
02	BANKS, A.J.	4	8	0	3	1	2	1	5	6	2	9	0	4	2	30	
11	YOUNG, Trace	4	6	2	3	0	2	1	7	8	0	10	0	3	0	33	
13	TAYLOR, TJ	0	3	0	1	2	4	1	0	1	3	2	0	0	1	29	
22	PORTER, Brandon	0	0	0	0	0	0	0	0	0	3	0	0	0	0	7	
Team						2			4			1			200		
Totals		20-49		5-15		11-17			8 27 35			17 56		4 18 4 6		200	

FG % 1st Half: 11-22 50.0% 2nd half: 9-27 33.3% Game: 20-49 40.8% Deadball Rebounds 2
 3FG % 1st Half: 3-6 50.0% 2nd half: 2-9 22.2% Game: 5-15 33.3%
 FT % 1st Half: 7-11 63.6% 2nd half: 4-6 66.7% Game: 11-17 64.7%

UNLV 68 • 8-6, 2-0

#	Player	Total		3-Ptr		Rebounds			PF	TP	A	TO	Blk	Stl	Min	
		FG	FGA	FG	FGA	FT	FTA	Off								Def
24	NTAMBWE, Joel	11	17	3	5	6	7	2	8	10	3	31	1	2	1	37
30	T. TCHATCHOUA, Jonat	2	3	0	0	0	2	4	6	3	4	0	0	2	2	25
01	CLYBURN, Kris	1	10	1	6	6	8	2	3	5	2	9	0	3	0	34
03	HARDY, Amauri	1	9	1	5	1	2	0	3	3	2	4	8	2	0	31
05	ROBOTHAM, Noah	2	9	1	5	3	4	1	1	2	2	8	8	2	0	1
13	HAMILTON, Bryce	1	2	1	2	0	0	1	1	1	0	3	0	0	1	10
14	BECK, Tervell	3	5	0	1	0	0	1	1	0	6	1	1	0	1	10
22	WOODBURY, Trey	1	1	1	1	0	0	0	0	0	3	1	0	0	1	4
31	COLEMAN, Marvin	0	0	0	0	0	0	1	1	1	0	0	0	0	0	4
34	DIONG, Mbacke	0	1	0	0	0	2	3								

2018-19 GAME NOTES

Game-by-Game Box Scores

Game 17: Wyoming 55 Utah State 71

Official Basketball Box Score -- Game Totals -- Final Statistics
Utah State vs Wyoming
 01/12/19 4:05 pm at Laramie, Wyo. (Arena-Auditorium)

Utah State 71 • 12-5, 2-2 MW

#	Player	Total		3-Ptr		Rebounds			PF	TP	A	TO	Blk	Stl	Min
		FG	FGA	FG	FGA	FT	FTA	Off							
10	TAYLOR, Quinn	f	3-8	1-3	0-0	1	3	4	1	7	4	0	0	1	25
23	QUETA, Neemias	c	6-7	0-0	2-5	1	4	5	1	14	0	0	2	0	26
04	AINGE, Crew	g	0-3	0-3	0-0	0	2	2	0	0	0	0	0	0	5
05	MERRILL, Sam	g	8-14	2-6	4-6	1	7	8	4	22	4	1	0	0	38
22	MILLER, Brock	g	1-6	1-4	0-0	2	1	3	1	3	2	1	0	0	35
01	KNIGHT, Tauriawn	g	0-0	0-0	2-2	0	1	1	0	2	0	0	0	0	4
02	BROWN JR., Dwayne	g	6-8	1-2	0-1	2	4	6	2	13	0	1	0	0	22
12	BEAN, Justin	g	0-2	0-0	0-0	0	2	2	0	0	0	0	1	0	7
15	PORTER, Abel	g	0-3	0-2	0-0	0	1	1	4	0	1	2	0	0	11
24	BRITO, Diogo	g	3-6	2-4	2-3	1	2	3	3	10	2	2	0	3	27
Team						2	3	5							
Totals			27-57	7-24	10-17	10	30	40	16	71	13	7	3	4	200

FG % 1st Half: 13-33 39.4% 2nd half: 14-24 58.3% Game: 27-57 47.4%
 3FG % 1st Half: 4-15 26.7% 2nd half: 3-9 33.3% Game: 7-24 29.2%
 FT % 1st Half: 2-4 50.0% 2nd half: 8-13 61.5% Game: 10-17 58.8%

Wyoming 55 • 4-13, 0-4 MW

#	Player	Total		3-Ptr		Rebounds			PF	TP	A	TO	Blk	Stl	Min
		FG	FGA	FG	FGA	FT	FTA	Off							
10	THOMPSON, Hunter	f	1-5	1-3	2-4	0	2	2	2	5	2	0	0	0	35
11	YOUNG, Trace	f	0-4	0-3	0-0	0	7	7	1	0	0	2	0	0	31
01	JAMES, Justin	g	10-21	2-5	5-8	1	9	10	2	27	2	3	2	0	40-
02	BANKS, A.J.	g	2-4	0-1	1-1	0	3	3	2	5	2	1	0	0	31
13	TAYLOR, TJ	g	5-10	4-6	0-0	0	3	3	4	14	1	1	0	1	37
22	PORTER, Brandon	g	0-1	0-1	0-0	0	1	1	0	0	0	1	0	0	6
33	NAUGHTON, Jordan	g	2-4	0-0	0-0	0	0	0	1	4	0	0	2	0	10
55	FORNSTROM, Haize	g	0-1	0-1	0-0	0	0	0	2	0	0	0	0	1	10
Team						2	1	3							
Totals			20-50	7-20	8-13	3	26	29	15	55	7	9	4	2	200

FG % 1st Half: 10-29 34.5% 2nd half: 10-21 47.6% Game: 20-50 40.0%
 3FG % 1st Half: 3-11 27.3% 2nd half: 4-9 44.4% Game: 7-20 35.0%
 FT % 1st Half: 2-3 66.7% 2nd half: 6-10 60.0% Game: 8-13 61.5%

Officials: Kevin Brill, Glen Mayberry, Brad Ferrie
 Technical fouls: Utah State-None, Wyoming-None.
 Attendance: 3426

Score by periods	1st	2nd	Total
Utah State	32	39	71
Wyoming	25	30	55

Last FG - USU 2nd-02:09, WY 2nd-03:16.
 Largest lead - USU by 18 2nd-04:24, WY by 8 1st-15:04.
 USU led for 22:59, WY led for 14:15. Game was tied for 02:46.

Points	In	Off	2nd	Fast	Bench
USU	Paint	T/O	Chance	Break	
36	11	8	5	0	25
WY	16	6	5	0	4

Score tied - 3 times.
 Lead changed - 2 times.

Game 18 Wyoming 53 at New Mexico 83

Official Basketball Box Score -- Game Totals -- Final Statistics
Wyoming vs New Mexico
 01/19/19 4:00 pm at The Pit

Wyoming 53 • 4-13

#	Player	Total		3-Ptr		Rebounds			PF	TP	A	TO	Blk	Stl	Min
		FG	FGA	FG	FGA	FT	FTA	Off							
10	THOMPSON, Hunter	f	2-5	1-2	1-2	1	2	3	2	6	1	2	1	0	35
13	TAYLOR, TJ	f	1-3	0-1	4-5	0	6	6	3	6	4	5	0	2	36
01	JAMES, Justin	g	6-16	0-4	0-0	0	5	5	2	12	3	2	1	2	35
02	BANKS, A.J.	g	4-10	1-4	1-3	0	2	2	0	10	1	5	1	2	34
11	YOUNG, Trace	g	2-11	2-7	2-6	1	1	2	1	8	1	2	1	2	24
22	PORTER, Brandon	g	3-8	1-3	0-0	1	0	1	5	7	0	1	0	22	
33	NAUGHTON, Jordan	g	0-0	0-0	1-2	0	3	3	2	1	0	1	0	0	12
40	HENRY, KC	g	0-0	0-0	0-0	0	0	0	0	0	0	0	0	0	1
55	FORNSTROM, Haize	g	1-1	1-1	0-0	0	0	0	0	1	3	0	0	0	1
Team						1	3	4							
Totals			19-54	6-22	9-18	4	22	26	16	53	10	18	4	10	200

FG % 1st Half: 10-28 35.7% 2nd half: 9-26 34.6% Game: 19-54 35.2%
 3FG % 1st Half: 3-9 33.3% 2nd half: 3-13 23.1% Game: 6-22 27.3%
 FT % 1st Half: 2-7 28.6% 2nd half: 7-11 63.6% Game: 9-18 50.0%

New Mexico 83 • 8-9

#	Player	Total		3-Ptr		Rebounds			PF	TP	A	TO	Blk	Stl	Min
		FG	FGA	FG	FGA	FT	FTA	Off							
35	Carlton Bragg	f	7-9	0-0	2-2	1	4	5	1	16	0	0	3	2	24
02	Vance Jackson	g	4-12	1-5	4-5	1	9	10	2	13	5	4	0	0	31
10	Makuach Maluach	g	4-8	3-6	0-0	0	4	4	4	11	4	4	1	0	31
14	Dane Kuiper	g	4-9	0-4	2-2	0	2	2	2	10	4	2	0	4	30
01	Corey Mathis	g	3-9	2-6	4-4	0	8	8	1	12	4	5	0	2	30
01	Anthony Manigault	g	0-0	0-0	0-2	1	0	1	0	0	0	0	0	0	5
03	Keith McGee	g	5-7	3-4	1-1	0	3	3	3	14	3	2	0	0	23
04	Tavian Percy	g	1-3	0-1	2-3	0	0	0	2	4	0	0	0	0	18
05	Clay Patterson	g	0-1	0-1	2-2	0	0	0	2	0	0	0	0	0	2
15	Vladimir Pinchuk	g	0-0	0-0	1-2	1	3	4	1	1	0	1	1	0	13
33	Jordan Arroyo	g	0-0	0-0	0-0	1	0	1	0	0	0	0	1	1	3
Team						4	1	5							
Totals			28-58	9-27	18-23	9	34	43	17	83	20	19	6	9	200

FG % 1st Half: 14-28 50.0% 2nd half: 14-30 46.7% Game: 28-58 48.3%
 3FG % 1st Half: 3-11 27.3% 2nd half: 6-16 37.5% Game: 9-27 33.3%
 FT % 1st Half: 11-14 78.6% 2nd half: 7-9 77.8% Game: 18-23 78.3%

Officials: Brad Fowler, Eric Curry, Tony Padilla
 Technical fouls: Wyoming-YOUNG, Trace. New Mexico-Jordan Arroyo.
 Attendance: 11744

2018-19 Men's Basketball. Round: 0. New Mexico vs Wyoming. Played at .

Score by periods	1st	2nd	Total
Wyoming	25	28	53
New Mexico	42	41	83

Last FG - WY 2nd-00:48, UNM 2nd-01:26.
 Largest lead - WY None, UNM by 33 2nd-01:08.
 WY led for 00:00, UNM led for 38:53. Game was tied for 01:07.

Points	In	Off	2nd	Fast	Bench
WY	Paint	T/O	Chance	Break	
22	17	3	8	11	21
UNM	32	16	10	29	21

Score tied - 1 time.
 Lead changed - 0 times.

Game 19: Wyoming 59 vs. San José State 46

Official Basketball Box Score -- Game Totals -- Final Statistics
San Jose State vs Wyoming
 01/23/19 7:05 pm at Laramie, Wyo. (Arena-Auditorium)

San Jose State 46 • 3-15, 0-6 MW

#	Player	Total		3-Ptr		Rebounds			PF	TP	A	TO	Blk	Stl	Min
		FG	FGA	FG	FGA	FT	FTA	Off							
01	STEADMAN, Michael	f	5-13	0-0	1-2	4	4	8	3	11	0	1	0	1	36
41	CHASTAIN, Ashtin	c	3-5	0-0	1-4	2	2	4	0	7	0	4	0	1	23
04	CHAPPELL, Zach	g	0-2	0-1	0-0	0	1	1	0	0	0	1	0	0	6
20	BAUMANN, Noah	g	3-12	2-9	0-0	2	2	4	2	8	1	3	0	1	30
44	SMITH, Trey	g	0-2	0-1	0-0	0	0	0	0	0	0	1	0	1	6
02	IVEY, Brae	g	1-3	1-3	1-2	0	3	3	3	4	2	1	0	0	14
10	NICHOLS, Isaiah	g	2-6	1-4	3-4	4	0	4	2	8	3	1	0	1	22
11	ANIGWE, Christian	g	0-1	0-0	0-0	0	1	1	0	0	0	0	0	0	9
23	KNIGHT, Seneca	g	0-1	0-1	1-2	0	1	1	1	1	2	0	0	0	21
25	LECESNE, Craig	g	3-6	1-1	0-0	2	3	5	3	7	4	4	0	2	28
33	RODRIGUEZ-FLORES, B	g	0-1	0-1	0-0	0	0	0	0	0	0	0	0	0	5
Team						1	1	2							
Totals			17-52	5-21	7-14	15	18	33	14	46	12	16	0	7	200

FG % 1st Half: 9-29 31.0% 2nd half: 8-23 34.8% Game: 17-52 32.7%
 3FG % 1st Half: 2-10 20.0% 2nd half: 3-11 27.3% Game: 5-21 23.8%
 FT % 1st Half: 4-8 50.0% 2nd half: 3-6 50.0% Game: 7-14 50.0%

Wyoming 59 • 5-14, 1-5 MW

#	Player	Total		3-Ptr		Rebounds			PF	TP	A	TO	Blk	Stl	Min
		FG	FGA	FG	FGA	FT	FTA	Off							
10	THOMPSON, Hunter	f	5-8	4-7	0-0	0	3	3							

2018-19 GAME NOTES

Game-by-Game Box Scores

Game 21: Wyoming 62 Fresno State 75



Official Basketball Box Score -- Game Totals -- Final Statistics
Fresno State vs Wyoming
 01/30/19 7:05 pm at Laramie, Wyo. (Arena-Auditorium)



Fresno State 75 • 15-5, 6-2 MW

#	Player	Total		3-Ptr		Rebounds			PF	TP	A	TO	Blk	Stl	Min
		FG	F-GA	FG	F-GA	FT	FTA	Off							
20	BITTNER, Sam	f	1-6	1-3	3-6	2	4	6	3	6	3	1	0	4	32
32	GRIMES, Nate	f	7-9	1-1	1-3	0	3	3	2	16	0	3	2	1	30
00	WILLIAMS, New	g	9-12	6-8	0-0	1	2	3	1	24	1	0	0	0	28
04	HUGGINS, Braxton	g	1-5	0-3	4-4	1	3	4	2	6	2	2	0	1	25
21	TAYLOR, Deshon	g	1-7	1-4	3-4	0	1	1	2	6	3	2	0	2	38
03	McWILLIAMS, Johnny	g	0-2	0-2	0-0	0	1	1	0	0	0	0	0	9	
13	AGAU, Aguir	g	2-6	0-0	2-2	2	1	3	4	6	0	1	0	11	
35	ROJAS, Lazaro	g	1-2	0-0	0-0	2	2	4	1	2	0	1	1	7	
55	BLACKWELL, Noah	g	3-4	3-4	0-0	1	0	1	1	9	3	0	0	1	20
Team						2	1	3							
Totals			25-53	12-25	13-19	11	18	29	16	75	12	10	3	11	200

FG % 1st Half: 11-25 44.0% 2nd half: 14-28 50.0% Game: 25-53 47.2% Deadball Rebounds 0
 3FG % 1st Half: 3-11 27.3% 2nd half: 9-14 64.3% Game: 12-25 48.0%
 FT % 1st Half: 8-10 80.0% 2nd half: 5-9 55.6% Game: 13-19 68.4%

Wyoming 62 • 5-16, 1-7 MW

#	Player	Total		3-Ptr		Rebounds			PF	TP	A	TO	Blk	Stl	Min
		FG	F-GA	FG	F-GA	FT	FTA	Off							
10	THOMPSON, Hunter	f	2-5	1-2	2-2	1	1	2	2	7	0	1	0	0	28
13	TAYLOR, TJ	f	1-6	0-4	4-4	0	3	3	1	6	1	0	0	0	31
01	JAMES, Justin	g	8-16	3-5	2-4	3	9	12	3	21	6	5	2	3	40
02	BANKS, A.J.	g	3-4	1-1	0-0	1	6	7	4	7	3	5	0	1	40
11	YOUNG, Trace	g	3-7	0-3	2-3	0	3	3	3	8	2	5	1	1	29
22	PORTER, Brandon	g	1-4	1-4	0-0	0	1	1	4	3	0	0	0	0	20
33	NAUGHTON, Jordan	g	4-4	0-0	2-2	1	0	1	1	10	0	1	0	1	12
Team						2	0	2							
Totals			22-46	6-19	12-15	8	23	31	18	62	12	17	3	6	200

FG % 1st Half: 12-23 52.2% 2nd half: 10-23 43.5% Game: 22-46 47.8% Deadball Rebounds 1
 3FG % 1st Half: 5-11 45.5% 2nd half: 1-8 12.5% Game: 6-19 31.6%
 FT % 1st Half: 8-10 80.0% 2nd half: 8-10 80.0% Game: 12-15 80.0%

Officials: Larry Scirotto, Marques Pettigrew, Doran Gotschall
 Technical fouls: Fresno State-None. Wyoming-None.
 Attendance: 3606

Score by periods	1st	2nd	Total
Fresno State	33	42	75
Wyoming	33	29	62

	In	Off	2nd	Fast	Bench
Points	Paint	T/O	Chance	Break	
Fresno State	20	22	9	6	17
Wyoming	28	14	8	6	13

Last FG - FS 2nd-03:59, WY 2nd-01:57.
 Largest lead - FS by 16 2nd-03:59, WY by 4 1st-18:22.
 FS led for 28:50. WY led for 08:19. Game was tied for 02:49.

Score tied - 5 times.
 Lead changed - 11 times.

Game 22: Wyoming 76 at Air Force 81



Official Basketball Box Score -- Game Totals -- Final Statistics
Wyoming vs Air Force
 02/06/19 7:05 pm MT at Clune Arena - USAF Academy, Colo.



Wyoming 76 • 5-17, 1-8 MW

#	Player	Total		3-Ptr		Rebounds			PF	TP	A	TO	Blk	Stl	Min
		FG	F-GA	FG	F-GA	FT	FTA	Off							
10	THOMPSON, Hunter	f	0-5	0-4	3-4	0	1	1	5	3	0	0	0	1	26
11	YOUNG, Trace	f	6-13	3-9	0-0	0	4	4	1	15	2	2	0	2	34
13	TAYLOR, TJ	f	0-0	0-0	0-0	0	3	3	0	0	1	1	0	0	22
01	JAMES, Justin	g	7-17	2-8	6-6	0	8	8	2	22	9	6	1	0	40
02	BANKS, A.J.	g	2-3	0-1	0-0	0	4	4	1	4	0	2	0	0	23
00	HENDRICKS, Jake	g	7-12	7-12	0-1	0	2	2	2	21	0	0	0	0	29
22	PORTER, Brandon	g	1-1	1-1	0-0	0	0	0	0	3	0	1	0	0	5
33	NAUGHTON, Jordan	g	1-3	0-0	0-0	0	1	1	2	2	2	1	0	0	14
55	FORNSTROM, Haize	g	2-2	2-2	0-0	0	1	1	1	6	0	0	0	0	7
Team						2	2	4							
Totals			26-56	15-37	9-11	2	26	28	17	76	14	13	1	3	200

FG % 1st Half: 12-26 46.2% 2nd half: 14-30 46.7% Game: 26-56 46.4% Deadball Rebounds 2
 3FG % 1st Half: 6-15 40.0% 2nd half: 9-22 40.9% Game: 15-37 40.5%
 FT % 1st Half: 5-6 83.3% 2nd half: 4-5 80.0% Game: 9-11 81.8%

Air Force 81 • 10-13, 5-6 MW

#	Player	Total		3-Ptr		Rebounds			PF	TP	A	TO	Blk	Stl	Min
		FG	F-GA	FG	F-GA	FT	FTA	Off							
12	SCOTTIE, Lavelle	f	15-20	0-1	4-7	0	7	7	2	34	0	1	1	1	36
34	SWAN, Ryan	g	7-13	1-3	4-6	5	3	8	2	19	4	0	0	2	31
00	MORRIS, Caleb	g	2-3	1-2	1-2	0	5	5	4	6	4	2	0	0	33
10	WALKER, AJ	g	5-12	1-3	1-2	0	1	1	0	12	4	1	0	4	36
44	VAN SOELEN, Keaton	g	2-7	1-2	0-0	0	2	2	0	5	2	0	0	0	22
03	TOMES, Sid	g	1-3	0-2	1-2	0	5	5	1	3	0	1	0	2	25
05	JOYCE, Chris	g	0-1	0-1	2-2	1	0	1	1	2	1	0	0	1	10
15	KINRADE, Abe	g	0-1	0-0	0-0	0	2	2	0	0	0	0	0	0	4
22	LOUDER, Pervis	g	0-0	0-0	0-0	0	0	0	1	0	0	0	0	0	3
Team						0	0	2							
Totals			32-60	4-14	13-21	6	27	33	11	81	15	5	1	10	200

FG % 1st Half: 20-30 66.7% 2nd half: 12-30 40.0% Game: 32-60 53.3% Deadball Rebounds 4,1
 3FG % 1st Half: 3-7 42.9% 2nd half: 1-7 14.3% Game: 4-14 28.6%
 FT % 1st Half: 1-1 100.0 2nd half: 12-20 60.0% Game: 13-21 61.9%

Officials: Verne Harris, Frank Harvey III, Paul Szelc
 Technical fouls: Wyoming-None. Air Force-None.
 Attendance: 1798

Score by periods	1st	2nd	Total
Wyoming	35	41	76
Air Force	44	37	81

	In	Off	2nd	Fast	Bench
Points	Paint	T/O	Chance	Break	
Wyoming	23	5	2	7	32
Air Force	36	12	6	8	5

Last FG - WY 2nd-00:39, AF 2nd-00:45.
 Largest lead - WY None, AF by 16 1st-03:20.
 WY led for 00:00. AF led for 39:39. Game was tied for 00:21.

Score tied - 0 times.
 Lead changed - 0 times.

Game 23: Wyoming 74 Colorado State 66



Official Basketball Box Score -- Game Totals -- Final Statistics
Colorado State vs Wyoming
 02/09/19 12:00 pm at Laramie, Wyo. (Arena-Auditorium)



Colorado State 66 • 9-15, 4-7 MW

#	Player	Total		3-Ptr		Rebounds			PF	TP	A	TO	Blk	Stl	Min
		FG	F-GA	FG	F-GA	FT	FTA	Off							
31	THISTLEWOOD, Adam	f	1-3	0-1	0-0	0	3	3	1	2	1	1	0	1	26
32	CARVACHO, Nico	c	6-9	0-0	3-7	7	10	17	2	15	0	2	2	2	36
03	MOORE, Kendle	g	2-6	1-3	2-2	0	2	2	2	7	4	1	0	0	26
22	PAIGE, J.D.	g	8-16	4-7	2-3	0	0	0	5	22	1	2	0	3	37
30	MARTIN, Kris	g	3-10	0-3	2-3	0	1	1	0	8	0	2	1	0	27
00	EDWARDS, Hyron	g	1-4	1-3	6-6	0	2	2	3	9	1	1	0	2	25
15	MASINTON-BONNER, A.	g	1-4	1-4	0-1	0	3	3	1	3	3	2	0	0	19
21	RYAN, Logan	g	0-0	0-0	0-0	0	1	1	0	0	0	0	0	0	4
Team						3	1	4							
Totals			22-52	7-21	15-22	10	23	33	14	66	10	11	3	8	200

FG % 1st Half: 7-22 31.8% 2nd half: 15-30 50.0% Game: 22-52 42.3% Deadball Rebounds 3
 3FG % 1st Half: 0-7 0.0% 2nd half: 7-14 50.0% Game: 7-21 33.3%
 FT % 1st Half: 8-13 61.5% 2nd half: 7-9 77.8% Game: 15-22 68.2%

Wyoming 74 • 6-17, 2-8 MW

#	Player	Total		3-Ptr		Rebounds			PF	TP	A	TO	Blk	Stl	Min
		FG	F-GA	FG	F-GA	FT	FTA	Off							
10	THOMPSON, Hunter	f	3-5	3-5	0-0	0	1	1	3	9	0	0	1	0	19
13	TAYLOR, TJ	f	1-6	0-0	1-2	0	3	3	3	3	1	3	0	0	38
00	HENDRICKS, Jake	g	2-8	2-7	0-0	0	6	6	3	6	1	2	0	1	36
01	JAMES, Justin	g	10-14	5-6	11-12	0	6	6	1	36	7	3	1	2	37
11	YOUNG, Trace	g	5-11	3-6	0-0	1	2	3	2	13	0	2	0	0	25
02	BANKS, A.J.	g	0-1	0-0	0-0	0	2	2	2	0	2	0	0		

2018-19 GAME NOTES

Game-by-Game Box Scores

Game 25: Wyoming 49 Nevada 82



Official Basketball Box Score -- Game Totals -- Final Statistics

Nevada vs Wyoming

02/16/19 8:05 pm at Laramie, Wyo. (Arena-Auditorium)



Nevada 82 • 24-1, 11-1 MW

#	Player	Total		3-Ptr		Rebounds		PF	TP	A	TO	Blk	Stl	Min	
		FG-FGA	FT-FTA	FG-FGA	FT-FTA	Off	Def								Tot
00	THURMAN, Tre'Shawn	f	3-7	0-3	5-6	2	10	12	3	11	3	0	0	1	32
15	PORTER, Trey	f	5-7	0-0	4-5	2	4	6	4	14	0	2	0	0	13
24	CAROLINE, Jordan	f	6-12	1-4	0-2	0	4	4	1	13	1	2	0	1	24
10	MARTIN, Caleb	g	5-9	2-6	1-2	1	3	4	0	13	1	1	0	1	33
11	MARTIN, Cody	g	4-5	1-2	0-0	0	2	2	2	9	4	2	1	1	20
02	HENSON, Corey	g	0-2	0-1	0-0	1	2	3	0	0	1	0	0	0	22
05	ZOUZOUA, Nisré	g	1-3	1-2	1-2	0	0	0	2	4	1	0	0	1	6
20	CUNNINGHAM, David	g	0-0	0-0	0-0	0	0	0	1	0	0	0	0	0	1
21	BROWN, Jordan	g	3-6	0-0	0-0	2	4	6	3	6	1	3	1	1	21
22	JOHNSON, Jazz	g	4-6	4-5	0-0	0	2	2	1	12	2	3	0	1	28
	Team					1	0	1							
	Totals		31-57	9-23	11-17	9	31	40	17	82	14	13	2	7	200

FG % 1st Half: 14-28 50.0% 2nd half: 17-29 58.6% Game: 31-57 54.4%
 3FG % 1st Half: 4-12 33.3% 2nd half: 5-11 45.5% Game: 9-23 39.1%
 FT % 1st Half: 4-5 80.0% 2nd half: 7-12 58.3% Game: 11-17 64.7%

Wyoming 49 • 6-19, 2-10 MW

#	Player	Total		3-Ptr		Rebounds		PF	TP	A	TO	Blk	Stl	Min	
		FG-FGA	FT-FTA	FG-FGA	FT-FTA	Off	Def								Tot
10	THOMPSON, Hunter	f	0-2	0-1	0-0	0	2	2	5	0	1	0	0	25	
13	TAYLOR, TJ	f	4-10	1-3	4-4	2	6	8	2	13	0	1	0	37	
00	HENDRICKS, Jake	g	2-8	2-6	0-0	1	1	2	0	6	2	3	0	1	37
01	JAMES, Justin	g	4-16	0-7	8-11	1	6	7	3	16	4	3	0	37	
02	BANKS, A.J.	g	2-5	1-4	1-2	0	2	2	0	6	1	1	0	21	
11	YOUNG, Trace	g	3-6	2-3	0-1	1	4	5	1	8	0	1	1	23	
22	PORTER, Brandon	g	0-0	0-0	0-0	0	1	1	2	0	0	0	0	7	
33	NAUGHTON, Jordan	g	0-3	0-0	0-0	0	0	0	5	0	3	0	0	11	
40	HENRY, KC	g	0-0	0-0	0-0	0	0	0	0	0	0	0	0	1	
55	FORNSTROM, Haize	g	0-0	0-0	0-0	0	0	0	1	0	0	0	0	1	
	Team					1	0	1							
	Totals		15-50	6-24	13-18	6	22	28	19	49	7	16	1	6	200

FG % 1st Half: 6-22 27.3% 2nd half: 9-28 32.1% Game: 15-50 30.0%
 3FG % 1st Half: 2-8 25.0% 2nd half: 4-16 25.0% Game: 6-24 25.0%
 FT % 1st Half: 6-7 85.7% 2nd half: 7-11 63.6% Game: 13-18 72.2%

Officials: Tommy Nunez, D.G. Nelson, Brent Meaux
 Technical fouls: Nevada-PORTER, Trey. Wyoming-THOMPSON, Hunter.
 Attendance: 5287

Score by periods	1st	2nd	Total
Nevada	36	46	82
Wyoming	20	29	49

Points	In	Off	2nd	Fast	Bench
NV	38	23	10	6	22
WY	18	6	4	4	8

Last FG - NV 2nd-01:40, WY 2nd-00:35.
 Largest lead - NV by 36 2nd-01:40, WY None.
 NV led for 38:51. WY led for 00:00. Game was tied for 00:53.

Score tied - 0 times.
 Lead changed - 0 times.

Game 26: Wyoming 56 UNLV 66



Official Basketball Box Score -- Game Totals -- Final Statistics

UNLV vs Wyoming

02/19/19 8:00 pm at Laramie, Wyo. (Arena-Auditorium)



UNLV 66 • 15-11, 9-5 MW

#	Player	Total		3-Ptr		Rebounds		PF	TP	A	TO	Blk	Stl	Min	
		FG-FGA	FT-FTA	FG-FGA	FT-FTA	Off	Def								Tot
24	NTAMBWE, Joel	f	5-10	1-4	4-4	0	6	6	2	15	2	0	1	0	28
34	DIONG, Mbacke	f	4-4	0-0	0-0	3	8	11	3	8	1	5	0	3	31
01	CLYBURN, Kris	g	5-10	1-5	6-6	1	1	2	4	17	1	3	0	1	35
03	HARDY, Amauri	g	4-10	0-3	2-2	0	2	2	2	10	1	1	0	1	33
05	ROBOTHAM, Noah	g	3-8	2-6	2-2	0	1	1	0	10	4	2	0	1	39
13	HAMILTON, Bryce	g	0-3	0-2	0-0	0	4	4	0	0	0	1	0	0	13
20	BLAIR, Nick	g	1-6	0-2	2-2	0	3	3	0	4	1	1	0	0	12
30	T. TCHATCHOUA, Jonat	g	1-2	0-0	0-0	0	2	2	2	2	0	1	1	1	9
	Team					3	1	4							
	Totals		23-53	4-22	16-16	7	28	35	13	66	10	14	2	7	200

FG % 1st Half: 13-27 48.1% 2nd half: 10-26 38.5% Game: 23-53 43.4%
 3FG % 1st Half: 2-11 18.2% 2nd half: 2-11 18.2% Game: 4-22 18.2%
 FT % 1st Half: 2-2 100.0% 2nd half: 14-14 100.0% Game: 16-16 100.0%

Wyoming 56 • 6-20, 2-11 MW

#	Player	Total		3-Ptr		Rebounds		PF	TP	A	TO	Blk	Stl	Min	
		FG-FGA	FT-FTA	FG-FGA	FT-FTA	Off	Def								Tot
10	THOMPSON, Hunter	f	2-10	0-0	0-0	0	3	3	4	4	0	5	1	0	28
13	TAYLOR, TJ	f	2-5	2-5	2-2	0	3	3	2	8	0	1	0	0	40-
00	HENDRICKS, Jake	g	3-10	2-8	0-0	0	3	3	2	8	2	1	0	2	40
01	JAMES, Justin	g	7-14	2-5	9-12	0	6	6	3	25	5	9	0	2	38
02	BANKS, A.J.	g	4-5	1-2	0-0	0	2	2	1	9	4	2	0	2	38
11	YOUNG, Trace	g	0-0	0-0	0-0	0	0	0	0	0	0	0	0	0	2
22	PORTER, Brandon	g	0-0	0-0	0-0	0	0	0	0	0	0	0	0	0	0+
33	NAUGHTON, Jordan	g	1-2	0-0	0-0	1	0	1	1	2	0	0	0	0	12
55	FORNSTROM, Haize	g	0-0	0-0	0-0	0	1	1	1	0	0	0	0	0	2
	Team					1	5	6							
	Totals		19-46	7-26	11-14	2	23	25	14	56	11	19	1	6	200

FG % 1st Half: 7-22 31.8% 2nd half: 12-24 50.0% Game: 19-46 41.3%
 3FG % 1st Half: 3-14 21.4% 2nd half: 4-12 33.3% Game: 7-26 26.9%
 FT % 1st Half: 6-7 85.7% 2nd half: 5-7 71.4% Game: 11-14 78.6%

Officials: Chris Rastatter, Michael Greenstein, Deldre Carr
 Attendance: 3432
 Technical fouls: UNLV-None. Wyoming-None.

Score by periods	1st	2nd	Total
UNLV	30	36	66
Wyoming	23	33	56

Points	In	Off	2nd	Fast	Bench
UNLV	34	21	6	7	6
WY	20	14	3	4	2

Last FG - LV 2nd-01:14, WY 2nd-00:59.
 Largest lead - LV by 13 2nd-17:05, WY by 2 1st-19:37.
 LV led for 35:00. WY led for 00:55. Game was tied for 04:05.

Score tied - 3 times.
 Lead changed - 3 times.

Game 27: Wyoming 48 at Colorado State 83



Official Basketball Box Score -- Game Totals -- Final Statistics

Wyoming vs Colorado State

2/23/19 12:06 pm at Fort Collins, Colo. (Moby Arena)



Wyoming 48 • 6-21, 2-12 MW

#	Player	Total		3-Ptr		Rebounds		PF	TP	A	TO	Blk	Stl	Min	
		FG-FGA	FT-FTA	FG-FGA	FT-FTA	Off	Def								Tot
10	THOMPSON, Hunter	f	0-5	0-4	2-2	0	1	1	5	2	1	0	0	0	25
13	TAYLOR, TJ	f	1-7	1-3	2-2	0	3	3	1	5	1	1	0	0	34
00	HENDRICKS, Jake	g	2-10	1-9	1-1	0	2	2	2	6	0	1	0	4	37
01	JAMES, Justin	g	12-24	0-4	5-5	3	9	12	2	29	2	6	0	2	37
02	BANKS, A.J.	g	1-2	0-0	0-0	0	4	4	0	2	2	2	2	1	28
11	YOUNG, Trace	g	0-1	0-1	0-0	0	0	0	1	0	0	2	0	0	8
22	PORTER, Brandon	g	0-2	0-2	0-0	0	1	1	1	0	0	1	0	0	5
33	NAUGHTON, Jordan	g	0-0	0-0	2-2	0	1	1	5	2	0	1	0	0	13
40	HENRY, KC	g	0-0	0-0	0-0	0	0	0	1	0	0	0	0	0	2
55	FORNSTROM, Haize	g	0-1	0-1	2-2	0	1	1	1	2	1	1	0	0	11
	Team					0	0	0							
	Totals		16-52	2-24	14-14	3	22	25	19	48	7	15	2	7	200

FG % 1st Half: 6-24 25.0% 2nd half: 10-28 35.7% Game: 16-52 30.8%
 3FG % 1st Half: 1-10 10.0% 2nd half: 1-14 7.1% Game: 2-24 8.3%
 FT % 1st Half: 6-6 100.0% 2nd half: 8-8 100.0% Game: 14-14 100.0%

Colorado State 83 • 11-16, 6-8 MW

#	Player	Total		3-Ptr		Rebounds		PF	TP	A	TO	Blk	Stl	Min	
		FG-FGA	FT-FTA	FG-FGA	FT-FTA	Off	Def								Tot
31	THISTLEWOOD, Adam	f	3-5	3-5	2-2	3	2	5	3	11	2	1	0	0	30

2018-19 GAME NOTES

Game-by-Game Box Scores

Game 29: Wyoming 72 Air Force 80



Official Basketball Box Score -- Game Totals -- Final Statistics
Air Force vs Wyoming
 03/02/19 4:05 MT at Laramie,Wyo. (Arena-Auditorium)



Air Force 80 • 13-15, 8-8 MW

#	Player	Total		3-Ptr		Rebounds			PF	TP	A	TO	Blk	Stl	Min
		FG-FGA	FG-FGA	FT-FTA	Off	Def	Tot								
12	SCOTTIE, Lavelle	f	8-22	1-2	1-3	2	8	10	2	18	2	0	0	0	34
34	SWAN, Ryan	f	13-17	4-6	7-9	5	4	9	3	37	0	1	0	1	33
00	MORRIS, Caleb	g	3-6	1-4	2-2	1	5	6	1	9	3	2	0	1	38
05	JOYCE, Chris	g	1-6	0-2	1-1	0	3	3	5	3	0	0	0	0	20
10	WALKER, AJ	g	1-3	1-2	2-2	0	3	3	1	5	4	1	0	1	35
03	TOMES, Sid	g	1-1	1-1	0-0	1	1	2	4	3	3	0	0	0	24
11	AKAYA, Ameka	g	1-2	1-1	0-0	0	1	1	0	3	0	0	0	0	7
22	LOUDER, Pervis	g	0-2	0-0	0-0	1	1	2	0	0	0	1	0	0	3
44	VAN SOELEN, Keaton	g	1-3	0-0	0-0	1	1	2	1	2	1	0	0	0	6
Team						1	2	3							
Totals			29-62	9-18	13-17	12	29	41	17	80	13	5	0	3	200

FG % 1st Half: 17-34 50.0% 2nd half: 12-28 42.9% Game: 29-62 46.8% Deadball Rebounds 1
 3FG % 1st Half: 7-12 58.3% 2nd half: 2-6 33.3% Game: 9-18 50.0%
 FT % 1st Half: 3-4 75.0% 2nd half: 10-13 76.9% Game: 13-17 76.5%

Wyoming 72 • 6-23, 2-14 MW

#	Player	Total		3-Ptr		Rebounds			PF	TP	A	TO	Blk	Stl	Min
		FG-FGA	FG-FGA	FT-FTA	Off	Def	Tot								
13	TAYLOR, TJ	f	2-2	2-2	0-0	0	3	3	3	6	0	0	1	0	19
33	NAUGHTON, Jordan	f	1-2	0-0	4-4	1	3	4	1	6	0	0	1	0	14
00	HENDRICKS, Jake	g	6-11	6-11	0-1	0	1	1	1	18	1	0	0	0	40
01	JAMES, Justin	g	8-17	2-8	5-7	0	6	6	2	23	5	2	1	1	40
11	YOUNG, Trace	g	4-10	3-8	0-0	0	4	4	1	11	1	2	2	1	27
02	BANKS, A.J.	g	3-5	0-0	0-1	1	5	6	1	6	4	0	1	0	24
10	THOMPSON, Hunter	g	0-5	0-4	2-2	0	1	1	4	2	1	3	0	0	26
22	PORTER, Brandon	g	0-1	0-1	0-0	0	0	0	1	0	0	1	0	0	5
55	FORNSTROM, Haize	g	0-2	0-2	0-0	0	0	0	2	0	0	0	0	0	5
Team						2	1	3							
Totals			24-55	13-36	11-15	4	24	28	16	72	12	8	6	2	200

FG % 1st Half: 15-28 53.6% 2nd half: 9-27 33.3% Game: 24-55 43.6% Deadball Rebounds 2
 3FG % 1st Half: 8-19 42.1% 2nd half: 5-17 29.4% Game: 13-36 36.1%
 FT % 1st Half: 2-3 66.7% 2nd half: 9-12 75.0% Game: 11-15 73.3%

Officials: Jon Stigliano, Mike O'Neill, Eric Anderson
 Technical fouls: Air Force-None. Wyoming-None.
 Attendance: 3991

Score by periods	1st	2nd	Total
Air Force	44	36	80
Wyoming	40	32	72

	In	Off	2nd	Fast	Bench
Points	28	19	20	0	8
AF	20	5	4	2	8
WY					

Last FG - AF 2nd-01:48, WY 2nd-00:58.
 Largest lead - AF by 10 2nd-14:02, WY by 6 1st-17:45.
 AF led for 31:10, WY led for 04:13. Game was tied for 04:37.

Score tied - 4 times.
 Lead changed - 6 times.

Game 30: Wyoming 81 at San Jose State 71



Official Basketball Box Score -- Game Totals -- Final Statistics
Wyoming vs San Jose St.
 03/06/19 7:00 pm at



Wyoming 81 • 7-23

#	Player	Total		3-Ptr		Rebounds			PF	TP	A	TO	Blk	Stl	Min
		FG-FGA	FG-FGA	FT-FTA	Off	Def	Tot								
13	TAYLOR, TJ	f	5-11	0-3	0-0	2	2	4	2	10	0	1	1	0	32
33	NAUGHTON, Jordan	f	1-3	0-0	0-1	0	4	4	2	2	3	0	0	0	19
00	HENDRICKS, Jake	g	6-10	6-10	2-4	0	2	2	3	20	1	1	0	0	38
01	JAMES, Justin	g	6-17	2-7	11-18	0	11	11	3	25	7	4	2	1	38
02	BANKS, A.J.	g	4-7	2-4	3-5	1	4	5	1	13	3	2	1	1	28
10	THOMPSON, Hunter	g	2-5	1-4	0-1	0	2	2	4	5	2	0	0	1	21
11	YOUNG, Trace	g	2-3	0-1	0-0	0	2	2	1	4	0	0	0	0	16
22	PORTER, Brandon	g	1-3	0-0	0-0	2	0	2	1	2	1	0	1	0	5
55	FORNSTROM, Haize	g	0-0	0-0	0-0	0	1	1	0	0	0	0	0	0	3
Team						3	4	7							
Totals			27-59	11-29	16-29	8	32	40	17	81	17	8	5	3	200

FG % 1st Half: 15-30 50.0% 2nd half: 12-29 41.4% Game: 27-59 45.8% Deadball Rebounds 8
 3FG % 1st Half: 8-16 50.0% 2nd half: 3-13 23.1% Game: 11-29 37.9%
 FT % 1st Half: 4-7 57.1% 2nd half: 12-22 54.5% Game: 16-29 55.2%

San Jose St. 71 • 4-25

#	Player	Total		3-Ptr		Rebounds			PF	TP	A	TO	Blk	Stl	Min
		FG-FGA	FG-FGA	FT-FTA	Off	Def	Tot								
01	Michael Steadman	f	5-12	0-0	2-3	6	4	10	4	12	1	2	0	0	30
41	Ashtin Chastain	c	1-2	0-1	2-4	0	5	5	1	4	0	0	0	0	20
04	Zach Chappell	g	1-7	0-4	0-0	0	1	1	3	2	2	1	0	0	17
20	Noah Baumann	g	8-17	7-14	4-4	1	4	5	4	27	2	3	0	0	38
23	Seneca Knight	g	0-1	0-1	2-2	1	2	3	2	2	0	0	0	1	13
02	Brae Ivey	g	3-7	1-2	2-4	0	1	1	5	9	5	1	0	3	32
10	Isaiah Nichols	g	2-4	0-2	1-1	1	3	4	1	5	0	0	0	0	14
11	Christian Anigwe	g	1-1	0-0	0-0	0	3	3	1	2	0	0	0	0	4
25	Craig LeCesne	g	2-11	0-1	4-4	1	2	3	0	8	3	0	0	1	21
33	Brian Rodriguez-Flor	g	0-1	0-1	0-0	0	2	2	0	0	0	2	0	0	8
44	Trey Smith	g	0-0	0-0	0-0	0	0	0	0	0	2	0	0	0	3
Team						1	1	2							
Totals			23-63	8-26	17-22	11	28	39	21	71	15	9	0	5	200

FG % 1st Half: 13-26 50.0% 2nd half: 10-37 27.0% Game: 23-63 36.5% Deadball Rebounds 2,1
 3FG % 1st Half: 7-15 46.7% 2nd half: 1-11 9.1% Game: 8-26 30.8%
 FT % 1st Half: 4-6 66.7% 2nd half: 13-16 81.3% Game: 17-22 77.3%

Officials: Michael Irving, Larry Spaulding, Mike Scyphers
 Technical fouls: Wyoming-None. San Jose St-None.
 Attendance: 2960

2018-19 Men's Basketball. Round: 0. San Jose St. vs Wyoming. Played at .

Score by periods	1st	2nd	Total
Wyoming	42	39	81
San Jose St.	37	34	71

	In	Off	2nd	Fast	Bench
Points	32	11	11	7	11
WY	24	9	11	3	24
SJSU					

Last FG - WY 2nd-02:26, SJSU 2nd-00:31.
 Largest lead - WY by 14 1st-13:06, SJSU by 3 1st-03:13.
 WY led for 35:40, SJSU led for 03:07. Game was tied for 01:13.

Score tied - 1 time.
 Lead changed - 4 times.

Game 31: Wyoming 88 New Mexico 81



Official Basketball Box Score -- Game Totals -- Final Statistics
New Mexico vs Wyoming
 03/09/19 4:02 pm at Laramie,Wyo.(Arena-Auditorium)



New Mexico 81 • 13-17, 7-11 MW

#	Player	Total		3-Ptr		Rebounds			PF	TP	A	TO	Blk	Stl	Min
		FG-FGA	FG-FGA	FT-FTA	Off	Def	Tot								
35	BRAGG, Carlton	f	9-16	0-0	4-5	7	13	20	4	22	1	0	0	3	31
02	JACKSON, Vance	g	4-12	1-6	4-8	2	9	11	3	13	3	4	0	1	29
10	MALUACH, Makuach	g	5-8	3-4	5-7	0	0	0	1	18	3	1	1	1	33
14	KUIPER, Dane	g	2-4	2-2	0-0	1	1	2	2	6	0	1	0	0	18
32	MATHIS, Anthony	g	2-8	2-6	6-7	0	2	2	5	12	2	2	0	0	35
01	MANIGAULT, Corey	g	2-7	0-0	0-0	4	1	5	2	4	2	1	0	0	17
03	McGEE, Keith	g	1-8	0-4	1-2	1	0	1	4	3	1	1	0	1	20
15	PINCHUK, Vladimir	g	0-0	0-0	0-0	0	0	0	0	0	0	0	0	0	5
22	DRINNON, Drue	g	1-2	1-2	0-0	0	0	0	2	3	2	0	0	0	12
Team						1	0	1							
Totals			26-65	9-24	20-29	16	26	42	23	81	14	12	1	6	200

FG % 1st Half: 13-29 44.8% 2nd half: 13-36 36.1% Game: 26-65 40.0% Deadball Rebounds 5
 3FG % 1st Half: 5-11 45.5% 2nd half: 4-13 30.8% Game: 9-24 37.5%
 FT % 1st Half: 10-14 71.4% 2nd half: 10-15 66.7% Game: 20-29 69.0%

Wyoming 88 • 8-23, 4-14 MW

#	Player	Total		3-Ptr		Rebounds			PF	TP	A	TO	Blk	Stl	Min
		FG-FGA	FG-FGA	FT-FTA	Off	Def	Tot								
13	TAYLOR, TJ	f	0-5	0-4	2-2	0	1	1	4	2	0	0	0	1	24
33</															

TOURNAMENT HISTORY



POSTSEASON GUIDE

HUNTER THOMPSON



2018-19 GAME NOTES

Mountain West Conference Tournament Game-by-Game Results

Year and Site	Opponent (Seed)	W/L	Score	H/A/N	Overall Record (Conf.)
2018 in Las Vegas (Mountain West)					
Quarterfinals	New Mexico L		75-85 N		23-30 (12-18 in MW)
First Round	San Jose State	W	74-61	N	23-29 (12-17 in MW)
2017 in Las Vegas, Nev. (Mountain West)					
First Round	Air Force (10)	L	68-83	N	22-29 (11-17 in MW)
2016 in Las Vegas, Nev. (Mountain West)					
First Round	Utah State (9)	L	70-88	N	21-29 (11-16 in MW)
2015 in Las Vegas, Nev. (Mountain West)					
Quarterfinals	Utah State (5)	W	67-65	N	19-28 (9-15 in MW)
Semifinals	Boise State (1)	W	71-66 (OT)	N	20-28 (10-15 in MW)
Championship Game	San Diego State (2)	W	45-43	N	21-28 (11-15 in MW)
2014 in Las Vegas, Nev. (Mountain West)					
Quarterfinals	UNLV (4)	L	67-71	A	18-28 (8-15 in MW)
2013 in Las Vegas, Nev. (Mountain West)					
First Round	Nevada (9)	W	85-81	N	18-26 (8-13 in MW)
Quarterfinals	New Mexico (1)	L	46-59	N	18-27 (8-14 in MW)
2012 in Las Vegas, Nev. (Mountain West)					
Quarterfinals	UNLV (3)	L	48-56	A	17-26 (7-13 in MW)
2011 in Las Vegas, Nev. (Mountain West)					
First Round	TCU (9)	L	61-70	N	17-25 (7-12 in MW)
2010 in Las Vegas, Nev. (Mountain West)					
First Round	Air Force (9)	L	40-59	N	17-24 (7-11 in MW)
2009 in Las Vegas, Nev. (Mountain West)					
Quarterfinals	New Mexico (3)	W	75-67	N	17-22 (7-9 MW)
Semifinals	Utah (2)	L	55-68	N	17-23 (7-10 MW)
2008 in Las Vegas, Nev. (Mountain West)					
First Round	Colorado State (9)	L	63-68	N	16-22 (6-9 in MW)
2007 in Las Vegas, Nev. (Mountain West)					
Quarterfinals	Air Force (4)	W	67-62	N	16-20 (6-7 in MW)
Semifinals	Brigham Young (1)	L	84-96	N	16-21 (6-8 in MW)
2006 in Denver, Colo. (Mountain West)					
Quarterfinals	Air Force (2)	W	57-55	N	14-19 (4-6 in MW)
Semifinals	Utah (6)	W	60-47	N	15-19 (5-6 in MW)
Championship Game	San Diego State (1)	L	64-69 (OT)	N	15-20 (5-7 in MW)
2005 in Denver, Colo. (Mountain West)					
Quarterfinals	UNLV (4)	L	63-70	N	13-19 (3-6 in MW)
2004 in Denver, Colo. (Mountain West)					
Quarterfinals	Brigham Young (2)	L	74-79	N	13-18 (3-5 in MW)
2003 in Las Vegas, Nev. (Mountain West)					
Quarterfinals	Colorado State (6)	L	71-74	N	13-17 (3-4 in MW)
2002 in Las Vegas, Nev. (Mountain West)					
Quarterfinals	Air Force (8)	W	69-67 (OT)	N	13-15 (3-2 in MW)
Semifinals	San Diego State (5)	L	69-70	N	13-16 (3-3 in MW)
2001 in Las Vegas, Nev. (Mountain West)					
Quarterfinals	San Diego State (6)	W	73-58	N	12-14 (2-1 in MW)
Semifinals	Brigham Young (2)	L	66-77	N	12-15 (2-2 in MW)
2000 in Las Vegas, Nev. (Mountain West)					
Quarterfinals	Colorado State (4)	W	74-68	N	11-13 (1-0 in MW)
Semifinals	UNLV (1)	L	92-97	A	11-14 (1-1 in MW)

Mountain West Conference Tournament History Breakdown

MW Tournament Championships	1 (2015)
MW Tournament Championship Game Appearances	2 (2006, 2015)
MW Tournament Record Overall	12-18
Record in MW Tournament Championship Game	1-1
Record in MW Tournament Semifinals	2-5
Record in MW Tournament Quarterfinals	7-7
Record in MW Tournament First Round	2-5
MW Tournament Record - Home	0-0
MW Tournament Record - Away	0-3
MW Tournament Record - Neutral	12-15
Longest MW Tournament Winning Streak	3 (2015)
Longest MW Tournament Losing Streak	4 (2002-05, 2009-12)

2018-19 GAME NOTES

WAC Conference Tournament Game-by-Game Results

Year and Site	Opponent (Seed)	W/L	Score	H/A/N	Record
1999 in Las Vegas, Nev. (WAC)	Didn't Qualify				
1998 in Las Vegas, Nev. (WAC)					
First Round	San Diego State	L	57-60	N	10-13
1997 in Las Vegas, Nev. (WAC)					
First Round	TCU	L	61-72	N	10-12
1996 in Albuquerque, N.M. (WAC)					
Quarterfinals	Fresno State	L	82-91	N	10-11
1995 In Albuquerque, N.M. (WAC)					
Quarterfinals	New Mexico	L	56-63	A	10-10
1994 In Salt Lake City, Utah (WAC)					
First Round	San Diego State	L	51-54	N	10-9
1993 In Salt Lake City, Utah (WAC)					
First Round	San Diego State	L	57-59	N	10-8
1992 In Fort Collins, Colo. (WAC)					
Quarterfinals	New Mexico	L	83-89	N	10-7
1991 In Laramie, Wyo. (WAC)					
Quarterfinals	UTEP	W	71-67	H	10-5
Semifinals	Utah	L	63-69	H	10-6
1990 In El Paso, Texas (WAC)					
Quarterfinals	Hawaii	L	63-66	N	9-5
1989 In Salt Lake City, Utah (WAC)					
Quarterfinals	UTEP	L	81-88 (2OT)	N	9-4
1988 In Provo, Utah (WAC)					
Quarterfinals	San Diego State	W	83-76	N	7-3
Semifinals	Colorado State	W	60-58	N	8-3
Championship Game	UTEP	W	79-75	N	9-3
1987 In Albuquerque, N.M. (WAC)					
Quarterfinals	Utah	W	56-54	N	4-3
Semifinals	UTEP	W	77-74	N	5-3
Championship Game	New Mexico	W	64-62	A	6-3
1986 In Laramie, Wyo. (WAC)					
Quarterfinals	Air Force	W	67-65	H	2-2
Semifinals	New Mexico	W	56-54	H	3-2
Championship Game	UTEP	L	64-65	H	3-3
1985 El Paso, Texas, Site for Semifinals and Finals					
# First Round	Utah	L	60-61	A	1-2
1984 El Paso, Texas, Site for Semifinals and Finals					
* Quarterfinals	Colorado State	W	40-36	H	1-0
Semifinals	UTEP	L	55-62	A	1-1

* Quarterfinal game played in Laramie in 1984. # First Round game played in Salt Lake City in 1985.

WAC Conference Tournament History Breakdown

WAC Tournament Championships	2 (1987, 1988)
WAC Tournament Championship Game Appearances	3 (1986, 1987, 1988)
WAC Tournament Record Overall	10-13
Record in WAC Tournament Championship Game	2-1
Record in WAC Tournament Semifinals	3-2
Record in WAC Tournament Quarterfinals	5-5
Record in WAC Tournament First-Round Games	0-5
WAC Tournament Record - Home	4-2
WAC Tournament Record - Away	1-3
WAC Tournament Record - Neutral	5-8
Longest WAC Tournament Win Streak	6 (1987-88)
Longest WAC Tournament Losing Streak	8 (1991-98)

2018-19 GAME NOTES

Conference Tournament Record vs. All Teams

	Overall	H	A	N	First Rnd	Quarterfinals	Semifinals	Championship
Air Force	4-2	1-0	0-0	3-2	0-2	4-0	0-0	0-0
Boise State	1-0	0-0	0-0	1-0	0-0	0-0	1-0	0-0
Brigham Young	0-3	0-0	0-0	0-3	0-0	0-1	0-2	0-0
Colorado State	3-2	1-0	0-0	2-2	0-1	2-1	1-0	0-0
Fresno State	0-1	0-0	0-0	0-1	0-0	0-1	0-0	0-0
Hawaii	0-1	0-0	0-0	0-1	0-0	0-1	0-0	0-0
UNLV	0-4	0-0	0-3	0-1	0-0	0-3	0-1	0-0
Nevada	1-0	0-0	0-0	1-0	1-0	0-0	0-0	0-0
New Mexico	3-4	1-0	1-1	1-3	0-0	1-4	1-0	1-0
San Diego State	3-5	0-0	0-0	3-5	0-3	2-1	0-0	1-1
San Jose State	1-0	0-0	0-0	1-0	1-0	0-0	0-0	0-0
TCU	0-2	0-0	0-0	0-2	0-2	0-0	0-0	0-0
UTEP	3-3	1-1	0-1	2-1	0-0	1-1	1-1	1-1
Utah	2-3	0-1	0-1	2-1	0-1	1-0	1-2	0-0
Utah State	1-1	0-0	0-0	1-1	0-1	1-0	0-0	0-0
Totals	23-30	4-2	1-6	18-22	2-10	12-13	5-6	3-2

Conference Tournament Championship Games

Year	Conference Champion	Conference Runnerup	Site
2015	Wyoming 45	San Diego State 43	Las Vegas, Nev.
2006	San Diego State 69	Wyoming 64 (OT)	Denver, Colo.
1988	Wyoming 79	UTEP 75	Provo, Utah
1987	Wyoming 64	New Mexico 62	Albuquerque, N.M.
1986	UTEP 65	Wyoming 64	Laramie, Wyo.

Conference Tournament Records

Wyoming's All-Tournament Team Members

2015	Josh Adams (Mountain West) Larry Nance Jr. (Mountain West)
2009	Brandon Ewing (Mountain West)
2007	Brad Jones (Mountain West)
2006	Brandon Ewing (Mountain West) Justin Williams (Mountain West)
2002	Marcus Bailey (Mountain West)
2001	Josh Davis (Mountain West)
2000	LeDarion Jones (Mountain West)
1992	Reginald Slater (WAC)
1991	Reginald Slater (WAC)
1988	Eric Leckner (WAC) Fennis Dembo (WAC)
1987	Eric Leckner (WAC)
1986	Eric Leckner (WAC) Fennis Dembo (WAC)

Wyoming's Tournament Most Valuable Player Award Winners

2015	Josh Adams (Mountain West)
1988	Eric Leckner (WAC)
1987	Eric Leckner (WAC)
1986	Eric Leckner (WAC)

Wyoming Team Bests in Conference Tournaments

Most Wins in One Tournament	3 (1987, 1988 and 2015)
Most Points Scored by Wyoming in One Game	92 vs. UNLV (2000)
Most Points Scored by Wyoming in One Tournament	222 (1988)
Most Points Allowed by Wyoming in One Game	97 vs. UNLV (2000)
Most Points Allowed by Wyoming in One Tournament	209 (1988)
Fewest Points Scored by Wyoming in One Game	40 vs. Colorado State (1984) and 40 vs. Air Force (2010)
Fewest Points Allowed by Wyoming in One Game	36 vs. Colorado State (1984)

2018-19 GAME NOTES

Mountain West Tournament Box Scores

2000 MW Tournament Quarterfinal #5 Wyoming 74 vs. #4 Colorado State 68 March 9, 2000, Thomas & Mack Center, Las Vegas

VISITORS: Wyoming 19-11, 8-6		HOME TEAM: Colorado State 18-12, 8-6												
		TOT-FG	3-PT	REBOUNDS										
##	Player Name	FG-FGA	FG-FGA	FT-FTA	OF	DE	TOT	PF	TP	A	TO	BLK	S	MIN
00	JONES, LeDarion..... f	7-15	0-2	4-5	5	2	7	2	18	0	1	1	0	34
44	BAILEY, Marcus..... f	5-10	0-1	5-5	3	5	8	3	15	2	0	0	1	33
22	DAVIS, Josh..... c	4-6	0-0	5-7	2	3	5	4	13	2	1	1	1	24
05	BLAKES, Anthony..... g	3-12	1-3	0-1	1	3	4	1	7	5	2	0	3	34
10	McMILLIAN, Chris..... g	2-6	0-2	2-2	1	0	1	4	6	0	2	0	0	26
14	McFALL, Brett..... c	3-8	1-5	0-0	0	0	0	0	7	2	1	0	1	21
33	LOSTETTER, Antone..... g	0-1	0-0	2-2	1	1	2	0	2	0	1	0	0	4
40	FRENCH, Justin..... c	3-5	0-0	0-0	1	3	4	2	6	1	1	0	0	18
52	MANN, Bradley..... c	0-1	0-1	0-0	1	1	2	0	0	0	0	0	0	6
TEAM.....						1 3 4								
Totals.....		27-64	2-14	18-22	16	21	37	16	74	12	9	2	6	200

TOTAL FG% 1st Half: 0-0 .000		2nd Half: 27-64 .422		Game: .422		DEADBALL	
3-Pt. FG% 1st Half: 0-0 .000		2nd Half: 2-14 .143		Game: .143		REBOUNDS	
F Throw % 1st Half: 0-0 .000		2nd Half: 18-22 .818		Game: .818		0,2	

Technical fouls: Wyoming-BENCH. Colorado State-None.
Attendance: 7124
Score by Periods
Wyoming..... 32 42 - 74
Colorado State..... 33 35 - 68

2000 MW Tournament Semifinal #5 Wyoming 92 at #1 UNLV 97 March 10, 2000, Thomas & Mack Center, Las Vegas

VISITORS: Wyoming 19-12, 8-6		HOME TEAM: UNLV 22-7, 10-4												
		TOT-FG	3-PT	REBOUNDS										
##	Player Name	FG-FGA	FG-FGA	FT-FTA	OF	DE	TOT	PF	TP	A	TO	BLK	S	MIN
00	JONES, LeDarion..... f	12-25	0-2	3-4	4	6	10	2	27	2	2	0	2	32
44	BAILEY, Marcus..... f	2-3	1-1	0-0	1	3	4	4	5	0	2	0	0	15
22	DAVIS, Josh..... c	5-12	1-3	1-2	1	7	8	4	12	2	0	2	2	19
05	BLAKES, Anthony..... g	4-10	1-6	0-0	2	4	6	1	9	6	1	1	1	38
10	McMILLIAN, Chris..... g	4-7	0-1	1-2	0	0	0	2	9	4	0	1	36	
14	McFALL, Brett..... c	6-9	3-5	2-2	1	0	1	4	17	4	3	0	24	
33	LOSTETTER, Antone..... g	1-1	0-0	0-0	0	2	2	3	2	0	1	0	0	6
40	FRENCH, Justin..... c	1-3	0-1	3-4	2	1	3	0	5	0	2	0	0	22
52	MANN, Bradley..... c	2-3	2-3	0-0	0	0	0	1	6	1	0	0	0	8
TEAM.....						4 2 6								
Totals.....		37-73	8-22	10-14	15	25	40	21	92	24	15	3	8	200

TOTAL FG% 1st Half: 0-0 .000		2nd Half: 37-73 .507		Game: .507		DEADBALL	
3-Pt. FG% 1st Half: 0-0 .000		2nd Half: 8-22 .364		Game: .364		REBOUNDS	
F Throw % 1st Half: 0-0 .000		2nd Half: 10-14 .714		Game: .714		0,3	

Officials: Moose Stubing, Mark Reischling, Bob Staffen
Technical fouls: Wyoming-None. UNLV-None.
Attendance: 12437
Score by Periods
Wyoming..... 48 44 - 92
UNLV..... 49 48 - 97

2001 MW Tournament Quarterfinal #6 San Diego State 58 vs. #3 Wyoming 73 March 8, 2001, Thomas & Mack Center, Las Vegas

San Diego State 58 • 14-14, 4-10 MWC		Wyoming 73 • 20-8, 10-4 MWC												
		Total	3-Ptr	Rebounds										
##	Player	FG-FGA	FG-FGA	FT-FTA	Off	Def	Tot	PF	TP	A	TO	Blk	Stl	Min
23	HOLCOMB, Randy	f 7-19	2-4	8-11	4	2	6	3	24	1	2	3	1	35
33	EPPS, Myron	f 0-4	0-0	4-6	1	2	3	0	4	0	5	0	0	20
42	CORREA, Marcelo	c 3-7	0-0	0-0	5	2	7	4	6	0	2	3	1	29
01	MOORE, Deandre	g 0-2	0-2	0-0	1	1	2	1	0	1	1	0	0	17
05	FAUX, Al	g 5-15	1-3	2-2	1	4	5	2	13	4	3	0	0	33
00	ROBAN, Jim	g 0-2	0-1	0-0	0	1	1	2	0	1	0	1	0	12
03	WALTON, Chris	g 1-4	0-0	0-1	0	3	3	2	1	1	1	0	2	23
10	KOVACIC, Karlo	g 0-0	0-0	0-0	0	0	0	0	0	0	0	0	0	2
11	ABRAMOWITZ, David	g 3-6	3-5	0-0	2	3	5	1	9	3	0	0	0	28
32	MARION, Michael	g 0-0	0-0	0-0	0	0	0	0	0	0	0	0	0	1
Team						4 2 6								
Totals		19-59	6-15	14-20	18	20	38	16	58	11	14	7	3	200

FG % 1st Half: 11-30 36.7%		2nd half: 8-29 27.6%		Game: 19-59 32.2%		Deadball Rebounds 2	
3FG % 1st Half: 3-8 37.5%		2nd half: 3-7 42.9%		Game: 6-15 40.0%			
FT % 1st Half: 8-10 80.0%		2nd half: 6-10 60.0%		Game: 14-20 70.0%			

Officials: Lonnie Dixon, Randy McCall, Larry Spaulding
Technical fouls: San Diego State-None. Wyoming-None.
Attendance: 7428
Statistics provided by Jim Shaffer (statman@winning.com) 702-244-7925

Score by periods	1st	2nd	Total
San Diego State	33	25	58
Wyoming	36	37	73

Last FG - SDSU 2nd-00:11, WY 2nd-04:14.
Largest lead - SDSU by 2 1st-13:50, WY by 19 2nd-04:14.

2001 MW Tournament Semifinal #3 Wyoming 66 vs. #2 BYU 77 March 9, 2001, Thomas & Mack Center, Las Vegas

Wyoming 66 • 20-9, 10-4 MWC		BYU 77 • 23-8, 10-4 MWC												
		Total	3-Ptr	Rebounds										
##	Player	FG-FGA	FG-FGA	FT-FTA	Off	Def	Tot	PF	TP	A	TO	Blk	Stl	Min
00	MINGO, Ronell	f 3-6	0-0	2-3	1	3	4	4	8	0	2	2	0	21
22	DAVIS, Josh	f 5-12	0-1	4-8	2	6	8	3	14	1	0	1	0	34
05	NSONWU-AMADI, Uche	c 3-7	0-0	3-5	2	2	4	3	9	1	2	1	0	31
10	McMILLIAN, Chris	g 1-7	0-3	0-0	1	1	2	3	2	1	1	0	1	35
44	BAILEY, Marcus	g 6-11	0-1	2-2	2	2	4	4	12	2	2	0	0	34
04	UDEZUE, Ugo	g 0-2	0-0	0-0	1	0	1	1	0	0	1	0	0	3
14	McFALL, Brett	g 5-9	2-5	7-9	0	3	3	2	19	3	1	0	0	30
24	CORNER, Paris	g 0-1	0-1	0-0	0	0	0	1	0	1	1	0	0	12
Team						1 3 4								
Totals		23-55	2-11	18-27	10	20	30	21	66	9	10	4	1	200

FG % 1st Half: 10-25 40.0%		2nd half: 13-30 43.3%		Game: 23-55 41.8%		Deadball Rebounds 1	
3FG % 1st Half: 2-7 28.6%		2nd half: 0-4 0.0%		Game: 2-11 18.2%			
FT % 1st Half: 9-12 75.0%		2nd half: 9-15 60.0%		Game: 18-27 66.7%			

Officials: David Hall, Lonnie Dixon, Randy McCall
Technical fouls: Wyoming-None. BYU-None.
Attendance: 13474
Statistics provided by Jim Shaffer (statman@winning.com) 702-244-7925

Score by periods	1st	2nd	Total
Wyoming	31	35	66
BYU	43	34	77

Last FG - WY 2nd-01:51, BYU 2nd-03:15.
Largest lead - WY None, BYU by 18 2nd-15:52.

2018-19 GAME NOTES

Mountain West Tournament Box Scores

2002 MW Tournament Quarterfinal #8 Air Force 67 vs. #1 Wyoming 69 (OT) March 7, 2002, Thomas & Mack Center, Las Vegas

AF 67 • 9-19, 3-11 MWC

##	Player	Total			3-Ptr			Rebounds			PF	TP	A	TO	Blk	Stl	Min
		FG-FGA	FG-FGA	FT-FTA	FG-FGA	FG-FGA	FT-FTA	Off	Def	Tot							
10	KUHLER, AJ	f	4-9	1-2	4-4	0	2	2	4	13	2	3	0	1		45	
33	GERLACH, Joel	f	5-9	1-1	6-6	3	3	6	4	17	0	2	1	1		37	
32	BELLAIRS, Tom	c	7-14	4-7	2-2	0	2	2	3	20	4	1	0	0		45	
12	YAZZIE, Lamoni	g	2-8	1-6	6-6	1	5	6	3	11	3	1	1	1		39	
22	JENKINS, Vernard	g	2-3	1-1	0-0	0	2	2	3	5	2	0	0	0		36	
11	KELLER, Tim	g	0-2	0-1	1-2	0	0	0	4	1	2	0	0	0		15	
35	HOLUM, Marc	g	0-0	0-0	0-0	0	1	1	2	0	0	0	0	0		8	
Team						2-2			2-4								
Totals			20-45	8-18	19-20	6	17	23	23	67	13	10	2	3		225	

FG % 1st Half: 9-19 47.4% 2nd half: 9-20 45.0% OT: 2-6 33.3% Game: 20-45 44.4% Deadball Rebounds
 3FG % 1st Half: 3-6 50.0% 2nd half: 4-11 36.4% OT: 1-1 100.0% Game: 8-18 44.4%
 FT % 1st Half: 4-4 100.0% 2nd half: 13-14 92.9% OT: 2-2 100.0% Game: 19-20 95.0%

WY 69 • 21-7, 11-3 MWC

##	Player	Total			3-Ptr			Rebounds			PF	TP	A	TO	Blk	Stl	Min
		FG-FGA	FG-FGA	FT-FTA	FG-FGA	FG-FGA	FT-FTA	Off	Def	Tot							
22	DAVIS, Josh	f	3-8	0-0	2-6	6	5	11	4	8	2	0	0	0		40	
44	BAILEY, Marcus	f	11-21	1-4	6-9	5	2	7	3	29	2	2	1	3		45	
05	NSONWU-AMADI, Uche	c	3-7	0-0	2-5	2	2	4	3	8	1	2	0	1		38	
01	RICHARDSON, Donta	g	4-4	0-3	3-4	0	2	2	3	3	1	2	0	0		21	
03	STRAIGHT, Jay	g	5-10	2-2	2-3	1	4	5	4	14	2	3	0	1		40	
00	MINGO, Ronell	g	0-1	0-0	0-0	0	1	1	0	0	0	0	0	0		5	
04	UDEZUE, Ugo	g	0-0	0-0	0-0	0	1	1	0	0	0	0	0	0		4	
20	ROTTINGHAUS, David	g	0-1	0-0	0-0	1	0	1	1	0	0	0	0	0		4	
24	CORNER, Paris	g	3-5	1-1	0-0	1	1	2	1	7	0	0	0	0		27	
25	RIES, Joe	g	0-0	0-0	0-0	1	0	1	1	0	0	0	0	1		1	
Team						3-2			5-5								
Totals			25-57	4-10	15-27	21	19	40	20	69	8	9	1	6		225	

FG % 1st Half: 10-24 41.7% 2nd half: 12-23 52.2% OT: 3-10 30.0% Game: 25-57 43.9% Deadball Rebounds
 3FG % 1st Half: 1-6 16.7% 2nd half: 2-3 66.7% OT: 1-1 100.0% Game: 4-10 40.0%
 FT % 1st Half: 5-9 55.6% 2nd half: 8-12 66.7% OT: 2-6 33.3% Game: 15-27 55.6%

Officials: Vern Harris, Randy McCall, Larry Spaulding

Technical fouls: AF-None. WY-None.

Attendance: 11621

Statistics provided by Jim Shaffer & crew (702) 896-5677 statman@winning.com

Score by periods	1st	2nd	OT	Total
AF	25	35	7	67
WY	26	34	9	69

Points	In	Off	2nd	Fast	Bench
AF	Paint	T/O	Chance	Break	
AF	24	4	5	0	7
WY	32	6	9	2	7

Last FG - AF OT-02:50, WY OT-01:04.
 Largest lead - AF by 4 2nd-01:26, WY by 6 1st-11:07.

Score tied - 20 times.
 Lead changed - 18 times.

2002 MW Tournament Semifinal #5 San Diego State 70 vs. #1 Wyoming 69 March 8, 2002, Thomas & Mack Center, Las Vegas

San Diego State 70 • 20-11, 7-7 MWC

##	Player	Total			3-Ptr			Rebounds			PF	TP	A	TO	Blk	Stl	Min
		FG-FGA	FG-FGA	FT-FTA	FG-FGA	FG-FGA	FT-FTA	Off	Def	Tot							
23	HOLCOMB, Randy	f	7-10	0-0	5-9	1	6	7	2	19	3	2	1	0		40	
30	MACKELL, Mike	c	2-7	0-0	2-3	1	2	3	5	6	0	1	0	0		15	
01	MOORE, Deandre	g	3-6	2-5	0-0	0	0	0	3	8	4	0	0	1		30	
04	BLAND, Tony	g	1-8	0-0	3-4	1	6	7	3	5	5	1	0	0		31	
05	FAUX, Al	g	8-15	3-5	1-2	0	3	3	2	20	3	2	0	0		36	
02	SMITH, Brandon	g	0-1	0-0	0-0	1	1	2	2	0	0	0	0	0		8	
03	WALTON, Chris	g	0-2	0-1	0-0	1	2	3	1	0	2	0	0	0		11	
33	EPPS, Myron	g	1-1	0-0	0-0	0	2	2	2	0	1	0	0	0		15	
34	SANDERS, Aerick	g	5-8	0-0	0-2	5	2	7	3	10	0	0	2	0		14	
Team						0-1			1-1								
Totals			27-58	5-11	11-20	10	25	35	23	70	17	7	3	1		200	

FG % 1st Half: 15-31 48.4% 2nd half: 12-27 44.4% Game: 27-58 46.6% Deadball Rebounds
 3FG % 1st Half: 2-6 33.3% 2nd half: 3-5 60.0% Game: 5-11 45.5%
 FT % 1st Half: 5-9 55.6% 2nd half: 6-11 54.5% Game: 11-20 55.0%

Wyoming 69 • 21-8, 11-3 MWC

##	Player	Total			3-Ptr			Rebounds			PF	TP	A	TO	Blk	Stl	Min
		FG-FGA	FG-FGA	FT-FTA	FG-FGA	FG-FGA	FT-FTA	Off	Def	Tot							
22	DAVIS, Josh	f	2-8	0-1	0-0	2	6	8	5	4	3	3	3	1		33	
44	BAILEY, Marcus	f	9-16	4-4	9-10	1	3	4	2	31	0	0	0	0		40	
05	NSONWU-AMADI, Uche	c	4-7	0-1	3-4	1	6	7	3	11	0	0	2	2		33	
01	RICHARDSON, Donta	g	1-5	0-3	4-6	1	1	2	2	6	1	1	0	0		28	
03	STRAIGHT, Jay	g	1-6	0-2	4-4	0	1	1	1	6	2	3	0	0		23	
00	MINGO, Ronell	g	2-5	0-0	3-5	2	2	4	4	7	0	1	0	0		9	
20	ROTTINGHAUS, David	g	0-1	0-1	4-6	0	3	3	2	4	1	0	0	1		24	
24	CORNER, Paris	g	0-0	0-0	0-0	1	0	1	0	0	0	0	0	0		5	
25	RIES, Joe	g	0-0	0-0	0-2	0	2	2	0	0	0	0	0	0		5	
Team						1-3			4-4								
Totals			19-48	4-12	27-37	9	27	36	19	69	7	9	5	4		200	

FG % 1st Half: 10-25 40.0% 2nd half: 9-23 39.1% Game: 19-48 39.6% Deadball Rebounds
 3FG % 1st Half: 2-7 28.6% 2nd half: 2-5 40.0% Game: 4-12 33.3%
 FT % 1st Half: 10-17 58.8% 2nd half: 17-20 85.0% Game: 27-37 73.0%

Officials: David Hall, Verne Harris, Randy McCall

Technical fouls: San Diego State-None. Wyoming-None.

Attendance: 14837

Statistics provided by Jim Shaffer & crew (702) 896-5677 statman@winning.com

Score by periods	1st	2nd	Total
San Diego State	37	33	70
Wyoming	32	37	69

Points	In	Off	2nd	Fast	Bench
SD	Paint	T/O	Chance	Break	
SD	26	10	11	2	12
WY	24	8	8	0	11

Last FG - SD 2nd-00:42, WY 2nd-02:37.
 Largest lead - SD by 11 1st-10:28, WY by 5 2nd-04:13.

Score tied - 5 times.
 Lead changed - 4 times.

2003 MW Tournament Quarterfinal #6 Colorado State 74 vs. #3 Wyoming 71 March 13, 2003, Thomas & Mack Center, Las Vegas

Colorado State 74 • 17-13, 5-9

##	Player	Total			3-Ptr			Rebounds			PF	TP	A	TO	Blk	Stl	Min
		FG-FGA	FG-FGA	FT-FTA	FG-FGA	FG-FGA	FT-FTA	Off	Def	Tot							
33	GREENE, Brian	f	5-10	1-1	3-3	0	6	6	3	14	2	3	0	1		27	
42	WILLIAMS, Matt	f	1-2	0-0	2-2	2	1	3	4	0	2	2	0	0		19	
34	BURKE, Darian	c	0-0	0-0	0-0	0	3	3	0	0	1	0	0	0		11	
11	BIRLEY, Andy	g	1-6	0-5	5-7	0	3	3	2	7	3	2	0	0		33	
22	JOHNSON, Shelton	g	1-2	0-0	2-2	1	2	3	1	4	0	2	0	0		18	
01	STEVENS, Derrick	g	1-6	1-5	2-2	2	2	4	2	5	2	1	2	2		26	
20	CLARK, Ronnie	g	3-6	0-0	4-4	0	3	3	2	10	2	1	0	1		21	
32	MORRIS, Michael	g	2-3	1-1	0-0	0	2	2	2	5	3	2	0	0		16	
54	NELSON, Matt	g	9-16	0-0	7-10	2	1	3	4	25	0	0	3	0		29	
Team						2-3			5-5								
Totals			23-51	3-12	25-30	9	26	35	22	74	12	16	7	3		200	

FG % 1st Half: 12-23 52.2% 2nd half: 11-28 39.3% Game: 23-51 45.1% Deadball Rebounds
 3FG % 1st Half: 2-4 50.0% 2nd half: 1-8 12.5% Game: 3-12 25.0%
 FT % 1st Half: 10-12 83.3% 2nd half: 15-18 83.3% Game: 25-30 83.3%

Wyoming 71 • 20-10, 8-6

##	Player	Total			3-Ptr			Rebounds			PF	TP	A	TO	Blk	Stl	Min
		FG-FGA	FG-FGA	FT-FTA	FG-FGA	FG-FGA	FT-FTA	Off	Def	Tot							
20	ROTTINGHAUS, David	f	3-5	0-1	0-0	0	2	2	3	6	1	0	0	3		25	
25	RIES, Joe	f	2-3	0-0	6-6	4	5	9	4	10	2	0	1	1		36	
05	NSONWU-AMADI, Uche	c	9-19	0-0	2-8	1	5	6	2	20	0	3	0				

2018-19 GAME NOTES

Mountain West Tournament Box Scores

2007 MW Tournament Quarterfinal

#5 Wyoming 67 vs. #4 Air Force 62

March 8, 2007, Thomas & Mack Center, Las Vegas

Wyoming 67 • 17-14

##	Player	Total			3-Ptr			Rebounds			PF	TP	A	TO	Blk	Stl	Min
		FG-FGA	FG-FGA	FT-FTA	FG-FGA	FG-FGA	FT-FTA	Off	Def	Tot							
02	SPENCER, James	f	1-5	0-2	1-1	1	7	8	1	3	0	2	1	0	0	33	
20	TAYLOR, Joseph	f	3-5	0-0	2-2	2	4	6	4	8	0	2	1	0	0	31	
40	BROWN, Daaron	c	3-4	0-0	0-0	1	3	4	3	6	0	0	0	0	0	17	
01	JONES, Brad	g	8-13	1-4	12-15	1	4	5	5	29	4	4	0	1	40-		
23	EWING, Brandon	g	5-9	2-6	7-9	0	2	2	3	19	3	2	0	0	0	37	
03	OKOYE, Ike	g	0-0	0-0	0-0	1	4	5	2	0	0	1	0	0	7		
05	DERMODY, Ryan	g	1-1	0-0	0-0	1	0	1	5	2	0	0	0	0	24		
31	PLATT, Eric	g	0-2	0-0	0-0	0	1	1	2	0	0	0	0	0	11		
Team						0			0								
Totals			21-39	3-14	22-27	7	25	32	25	67	7	11	2	1	200		

FG % 1st Half: 12-24 50.0% 2nd half: 9-15 60.0% Game: 21-39 53.8% Deadball Rebounds 2,1
 3FG % 1st Half: 2-9 22.2% 2nd half: 1-5 20.0% Game: 3-14 21.4%
 FT % 1st Half: 2-2 100.0% 2nd half: 20-25 80.0% Game: 22-27 81.5%

Air Force 62 • 23-8

##	Player	Total			3-Ptr			Rebounds			PF	TP	A	TO	Blk	Stl	Min
		FG-FGA	FG-FGA	FT-FTA	FG-FGA	FG-FGA	FT-FTA	Off	Def	Tot							
21	BURTSCHI, Jacob	f	5-10	2-3	3-9	4	5	9	2	15	1	0	0	1	39		
34	NWAELELE, Dan	f	3-9	0-4	3-6	0	4	4	3	9	0	0	0	2	37		
45	WELCH, Nick	c	2-5	0-0	0-0	1	0	1	2	4	1	0	0	0	14		
05	McCRAW, Matt	g	1-5	1-3	0-0	0	2	2	4	3	5	0	0	1	35		
12	ANDERSON, Tim	g	3-8	0-2	7-9	1	0	1	3	13	3	0	1	1	38		
10	HENKE, Andrew	g	4-6	3-4	5-7	0	1	1	4	16	1	2	0	1	30		
42	JOHNSON, Anwar	g	1-1	0-0	0-1	0	1	1	3	2	0	1	0	0	7		
54	FRYE, John	g	0-0	0-0	0-0	0	0	0	0	0	0	0	0	0	0		
Team						1			2								
Totals			19-44	6-18	18-32	7	14	21	21	62	11	3	1	6	200		

FG % 1st Half: 9-24 37.5% 2nd half: 10-20 50.0% Game: 19-44 43.2% Deadball Rebounds 6
 3FG % 1st Half: 3-10 30.0% 2nd half: 3-8 37.5% Game: 6-18 33.3%
 FT % 1st Half: 4-6 66.7% 2nd half: 14-26 53.8% Game: 18-32 56.3%

Officials: Randy McCall, Eric Curry, Stanley Reynolds
 Technical fouls: Wyoming-None. Air Force-None.
 Attendance: 9813

Score by periods	1st	2nd	Total
Wyoming	28	39	67
Air Force	25	37	62

Last FG - WY 2nd-03:36, AF 2nd-00:13.
 Largest lead - WY by 8 1st-15:54, AF by 1 1st-04:25.

Points	In	Off	2nd	Fast	Bench
WY	30	4	8	0	2
AF	26	9	5	4	18

Score tied - 2 times.
 Lead changed - 2 times.

2007 MW Tournament Semifinal

#5 Wyoming 84 vs. #1 BYU 96

March 9, 2007, Thomas & Mack Center, Las Vegas

Wyoming 84 • 17-15

##	Player	Total			3-Ptr			Rebounds			PF	TP	A	TO	Blk	Stl	Min
		FG-FGA	FG-FGA	FT-FTA	FG-FGA	FG-FGA	FT-FTA	Off	Def	Tot							
20	TAYLOR, Joseph	f	3-5	1-1	2-3	4	7	11	5	9	0	1	3	1	29		
40	BROWN, Daaron	f	4-9	0-0	0-0	2	6	8	4	8	1	1	0	0	25		
01	JONES, Brad	g	6-16	1-3	10-15	2	5	7	4	23	5	5	0	4	38		
02	SPENCER, James	g	1-3	0-1	0-0	0	1	1	2	0	0	3	0	0	21		
23	EWING, Brandon	g	10-22	1-6	2-3	2	0	2	4	23	4	3	0	1	39		
03	OKOYE, Ike	g	1-1	0-0	0-0	2	0	2	0	2	0	1	2	0	6		
05	DERMODY, Ryan	g	0-0	0-0	0-0	0	0	0	0	3	0	0	0	0	6		
31	PLATT, Eric	g	4-8	4-8	1-2	0	2	2	4	13	3	1	0	0	22		
02	NELSON, Travis	g	2-3	0-0	0-2	0	0	0	2	4	0	0	0	0	11		
45	SONGONDO, Bienvenu	g	0-0	0-0	0-0	0	1	1	2	0	0	0	0	0	3		
Team						3			1								
Totals			31-67	7-19	15-28	13	23	38	29	84	13	15	5	6	200		

FG % 1st Half: 15-33 45.5% 2nd half: 16-34 47.1% Game: 31-67 46.3% Deadball Rebounds 4
 3FG % 1st Half: 2-9 22.2% 2nd half: 5-10 50.0% Game: 7-19 36.8%
 FT % 1st Half: 3-7 42.9% 2nd half: 12-21 57.1% Game: 15-28 53.6%

BYU 96 • 25-7

##	Player	Total			3-Ptr			Rebounds			PF	TP	A	TO	Blk	Stl	Min
		FG-FGA	FG-FGA	FT-FTA	FG-FGA	FG-FGA	FT-FTA	Off	Def	Tot							
03	YOUNG, Keena	f	3-13	0-0	6-8	3	7	10	2	12	2	2	1	0	31		
44	PLAISTED, Trent	f	10-13	0-0	7-16	1	9	10	2	27	1	2	3	2	36		
13	AINGE, Austin	g	4-6	3-3	5-6	1	0	1	4	16	2	2	0	2	31		
23	BALDERSON, Jimmy	g	2-5	2-2	0-1	0	0	0	2	6	3	1	0	2	20		
02	CUMMARD, Lee	g	6-8	2-4	7-8	1	6	7	4	21	3	4	0	3	33		
02	ROSE, Mike	g	2-4	2-4	3-4	0	3	3	0	9	0	1	0	0	18		
20	BURGESS, Sam	g	0-0	0-0	0-0	2	0	2	1	0	1	1	0	1	8		
24	MURDOCK, Ben	g	0-1	0-0	0-0	0	1	1	4	0	1	0	0	0	9		
45	TAVERNARI, Jonathan	g	2-6	0-1	1-2	3	3	6	0	5	1	0	3	0	14		
Team						2			0								
Totals			29-56	9-14	29-45	13	29	42	19	96	14	13	7	10	200		

FG % 1st Half: 21-35 60.0% 2nd half: 8-21 38.1% Game: 29-56 51.8% Deadball Rebounds 7,1
 3FG % 1st Half: 6-8 75.0% 2nd half: 3-6 50.0% Game: 9-14 64.3%
 FT % 1st Half: 6-10 60.0% 2nd half: 23-35 65.7% Game: 29-45 64.4%

Officials: Verne Harris, Randy McCall, Eric Curry
 Technical fouls: Wyoming-None. BYU-None.
 Attendance:

Score by periods	1st	2nd	Total
Wyoming	35	49	84
BYU	54	42	96

Points	In	Off	2nd	Fast	Bench
WY	42	10	10	8	19
BYU	30	18	14	4	14

Last FG - WY 2nd-00:17, BYU 2nd-02:19.
 Largest lead - WY None, BY by 25 1st-08:16.
 Score tied - 0 times.
 Lead changed - 0 times.

2008 MW Tournament First Round

#9 Colorado State 68 vs. #8 Wyoming 63

March 12, 2008, Thomas & Mack Center, Las Vegas

Colorado State 68 • 7-24

##	Player	Total			3-Ptr			Rebounds			PF	TP	A	TO	Blk	Stl	Min
		FG-FGA	FG-FGA	FT-FTA	FG-FGA	FG-FGA	FT-FTA	Off	Def	Tot							
13	McFARLAND, Andre	f	6-10	4-6	2-2	1	4	5	4	18	1	1	2	0	30		
04	WALKER, Marcus	g	9-17	1-7	3-4	0	2	2	2	22	5	5	0	3	29		
12	NIGON, Adam	g	4-7	0-1	2-2	1	3	4	2	10	1	5	0	2	28		
21	SIMMONS, Josh	g	0-2	0-0	0-2	0	2	2	0	2	0	2	0	0	20		
43	GARDNER, Willis	g	1-6	0-3	6-8	1	5	6	1	8	5	0	1	2	37		
03	CLAYMAN, Flynn	g	3-5	1-2	1-2	2	5	7	1	8	0	1	3	0	23		
11	COHEN, David	g	0-0	0-0	0-0	0	0	0	0	0	0	0	0	1	2		
22	WOODARD, Jesse	g	0-3	0-2	0-2	0	0	0	5	0	1	1	0	0	16		
23	AGUILAR, Ronnie	g	1-1	0-0	0-0	0	1	1	5	2	0	0	0	0	5		
Team						0			2								
Totals			24-51	6-21	14-22	5	24	29	22	68	14	15	6	8	200		

FG % 1st Half: 10-23 43.5% 2nd half: 14-28 50.0% Game: 24-51 47.1% Deadball Rebounds 4,4
 3FG % 1st Half: 5-13 38.5% 2nd half: 1-8 12.5% Game: 6-21 28.6%
 FT % 1st Half: 6-12 50.0% 2nd half: 8-10 80.0% Game: 14-22 63.6%

Wyoming 63 • 12-18

##	Player	Total			3-Ptr			Rebounds			PF	TP	A	TO	Blk	Stl	Min
		FG-FGA	FG-FGA	FT-FTA	FG-FGA	FG-FGA	FT-FTA	Off	Def	Tot							
05	DERMODY, Ryan	f	1-10	1-5	0-0	1	8	9	2	3	2	4	1	1	38		
21	JOHNSON, Tyson	c	3-4	0-0	1-3	1	3	4	4	7	2	2	0	0	21		
13	LINSKENS, Mikhail	f	4-4	0-0	0-0	0	4	4	0	0	0	0	0	0	8		
01	JONES, Brad	g	3-7	1-1	3-3	2	0	2	1	10	1	2	0	0	36		
23	EWING, Brandon	g	7														

2018-19 GAME NOTES

Mountain West Tournament Box Scores

2009 MW Tournament Semifinal #6 Wyoming 55 vs. #2 Utah 68 March 13, 2009, Thomas & Mack Center, Las Vegas

Wyoming 55 • 19-13

#	Player	FG-FGA	3-Ptr	Rebounds			PF	TP	A	TO	Blk	Stl	Min	
				FG-FGA	3-Ptr	FT-FTA								Off
11	MUOJEKE, Afam	f 3-9	0-2	1-3	0	3	3	0	7	0	3	0	1	26
21	JOHNSON, Tyson	f 2-6	0-0	1-2	4	2	6	3	5	2	1	0	1	26
15	WADDELL, Adam	c 1-3	0-0	1-2	1	3	4	2	3	0	1	0	1	24
00	OGIRRI, Sean	g 2-6	1-3	7-8	1	2	3	1	12	1	2	0	1	40
23	EWING, Brandon	g 4-15	0-3	5-5	1	3	4	2	13	0	5	0	0	40
13	LINSKENS, Mikhail	g 0-1	0-1	0-0	0	0	0	0	0	0	0	0	0	4
25	THIAM, Djibril	g 3-6	0-1	2-3	0	6	6	3	8	0	2	0	1	27
51	DAVIS, A.J.	g 2-4	0-0	3-3	0	2	2	1	7	0	0	1	0	13
	Team				2	1	3							
	Totals	17-50	1-10	20-26	9	22	31	12	55	3	14	1	5	200

FG % 1st Half: 9-24 37.5% 2nd half: 8-26 30.8% Game: 17-50 34.0% Deadball Rebounds 2.2
 3FG % 1st Half: 1-5 20.0% 2nd half: 0-5 0.0% Game: 1-10 10.0%
 FT % 1st Half: 10-12 83.3% 2nd half: 10-14 71.4% Game: 20-26 76.9%

Utah 68 • 23-9

#	Player	FG-FGA	3-Ptr	Rebounds			PF	TP	A	TO	Blk	Stl	Min	
				FG-FGA	3-Ptr	FT-FTA								Off
14	TILLIE, Kim	f 2-4	0-0	0-0	1	3	4	5	4	1	0	0	1	15
50	NEVILL, Luke	c 8-12	0-0	7-10	2	13	15	3	23	3	0	4	1	39
05	DRCA, Luka	g 3-9	1-6	2-2	1	2	3	2	9	8	4	0	1	31
11	BORHA, Lawrence	g 3-5	1-3	0-0	0	1	1	3	7	3	2	0	0	28
15	BROWN, Carlton	g 5-12	1-2	2-2	2	3	5	2	13	1	1	0	3	29
21	GREEN, Shaun	g 2-6	2-6	0-0	0	3	3	4	6	0	1	0	0	19
32	KEPKAY, Tyler	g 2-7	2-5	0-0	1	0	1	2	6	1	3	0	2	33
45	GRIM, Morgan	g 0-1	0-0	0-0	0	0	0	1	0	0	0	0	0	6
	Team				1	2	3							
	Totals	25-56	7-22	11-14	8	27	35	22	68	17	11	4	8	200

FG % 1st Half: 13-26 50.0% 2nd half: 12-30 40.0% Game: 25-56 44.6% Deadball Rebounds 2.1
 3FG % 1st Half: 4-13 30.8% 2nd half: 3-9 33.3% Game: 7-22 31.8%
 FT % 1st Half: 5-7 71.4% 2nd half: 6-7 85.7% Game: 11-14 78.6%

Officials: David Hall, Stan Reynolds, Eric Curry
 Technical fouls: Wyoming-None. Utah-None.
 Attendance: 11629
 2009 Mountain West Conference Semifinal

Score by periods	1st	2nd	Total		In	Off	2nd	Fast	Bench
Wyoming	29	26	55	Points	Paint	T/O	Chance	Break	
Utah	35	33	68	UT	22	20	7	2	12

Last FG - WY 2nd-05:47, UT 2nd-00:52. Score tied - 2 times. Lead changed - 1 time.
 Largest lead - WY by 2 1st-19:15, UT by 13 1st-11:36.

2010 MW Tournament First Round #9 Air Force 59 vs. #8 Wyoming 40 March 10, 2010, Thomas & Mack Center, Las Vegas

#9 Air Force 59 • 10-20

#	Player	FG-FGA	3-Ptr	Rebounds			PF	TP	A	TO	Blk	Stl	Min	
				FG-FGA	3-Ptr	FT-FTA								Off
14	LYONS, Michael	f 5-11	1-5	0-0	2	3	5	0	11	3	2	0	1	38
50	PARKER, Grant	f 6-10	2-5	1-2	0	3	3	2	15	1	1	0	0	32
30	McLAIN, Mike	c 3-4	0-0	0-0	0	1	1	2	6	1	1	0	1	19
10	FLETCHER, Todd	g 3-5	2-4	1-1	1	1	2	4	9	2	0	0	1	19
35	WASHINGTON, Evan	g 2-7	0-2	2-2	1	3	4	2	6	3	4	0	0	37
05	FITZGERALD, Mike	g 0-0	0-0	0-0	0	0	0	0	0	0	0	0	0	3
20	FOW, Tom	g 3-7	1-2	2-2	1	2	4	9	1	0	0	0	0	17
22	MERRIEUX, Avery	g 0-2	0-0	0-0	0	2	2	1	0	3	0	0	1	22
24	BROOKS, Derek	g 1-2	1-2	0-0	0	1	1	4	3	0	0	0	0	10
34	BROEKHUIS, Taylor	g 0-0	0-0	0-0	0	1	1	0	0	1	1	0	0	3
	Team				3	1	4							
	Totals	23-48	7-20	6-7	8	17	25	19	59	15	10	0	4	200

FG % 1st Half: 13-26 50.0% 2nd half: 10-22 45.5% Game: 23-48 47.9% Deadball Rebounds 0.3
 3FG % 1st Half: 4-12 33.3% 2nd half: 3-8 37.5% Game: 7-20 35.0%
 FT % 1st Half: 2-3 66.7% 2nd half: 4-4 100.0% Game: 6-7 85.7%

#8 Wyoming 40 • 10-21

#	Player	FG-FGA	3-Ptr	Rebounds			PF	TP	A	TO	Blk	Stl	Min	
				FG-FGA	3-Ptr	FT-FTA								Off
05	DERMODY, Ryan	f 2-9	2-9	0-0	0	3	3	1	6	0	1	0	0	35
25	THIAM, Djibril	f 1-4	0-1	0-1	1	4	5	3	2	0	1	0	2	33
15	WADDELL, Adam	c 4-5	0-0	4-7	1	3	4	2	12	0	0	1	0	30
02	BOUEDO, Arthur	g 0-2	0-2	0-2	0	2	2	0	0	2	3	0	0	16
03	JACKSON, Desmar	g 7-9	0-1	4-7	1	4	5	3	18	2	7	1	1	39
22	M'BAYE, Amath	g 1-2	0-1	0-2	0	1	1	4	2	1	0	0	0	17
35	HARRISON, Daylen	g 0-2	0-2	0-0	0	1	1	0	0	2	1	0	1	30
	Team				0	0	0							
	Totals	15-33	2-16	8-19	3	18	21	13	40	7	13	2	4	200

FG % 1st Half: 7-14 50.0% 2nd half: 8-19 42.1% Game: 15-33 45.5% Deadball Rebounds 6
 3FG % 1st Half: 1-5 20.0% 2nd half: 1-11 9.1% Game: 2-16 12.5%
 FT % 1st Half: 6-13 46.2% 2nd half: 2-6 33.3% Game: 8-19 42.1%

Officials: Verne Harris, Larry Spaulding, Eric Curry
 Technical fouls: #9 Air Force-None. #8 Wyoming-None.
 Attendance: 5348
 2010 Mountain West Conference
 First Round - Air Force Advances

Score by periods	1st	2nd	Total		In	Off	2nd	Fast	Bench
#9 Air Force	32	27	59	Points	Paint	T/O	Chance	Break	
#8 Wyoming	21	19	40	WY	24	5	2	2	2

Last FG - AF 2nd-00:45, WY 2nd-05:28. Score tied - 1 time. Lead changed - 3 times.
 Largest lead - AF by 19 2nd-00:45, WY by 2 1st-18:57.

2011 MW Tournament First Round #9 TCU 70 vs. #8 Wyoming 61 March 9, 2011, Thomas & Mack Center, Las Vegas

TCU 70 • 11-21

#	Player	FG-FGA	3-Ptr	Rebounds			PF	TP	A	TO	Blk	Stl	Min	
				FG-FGA	3-Ptr	FT-FTA								Off
12	CERINA, Nikola	f 4-8	0-0	1-1	2	8	10	5	9	2	2	1	1	30
33	GREEN, Garlon	f 5-11	0-0	0-0	0	3	3	3	10	1	4	0	1	31
10	THORNS, Hank	g 6-16	1-3	3-3	0	4	4	2	16	9	0	0	0	40
23	CADOT, J.R.	g 6-8	0-0	1-3	6	7	13	3	13	1	0	0	3	35
25	HILL, Greg	g 6-11	4-5	2-4	1	1	2	0	18	2	2	1	3	34
01	RAY, Jarvis	g 0-0	0-0	0-0	0	0	0	2	0	1	1	0	0	6
04	FIELDS, Amric	g 0-4	0-0	0-1	0	0	0	2	0	1	1	1	2	14
15	GACESA, Nikola	g 2-2	0-0	0-0	0	1	1	1	4	0	1	0	0	10
	Team				0	1	1							
	Totals	29-60	5-10	7-12	9	25	34	18	70	17	13	3	10	200

FG % 1st Half: 11-27 40.7% 2nd half: 18-33 54.5% Game: 29-60 48.3% Deadball Rebounds 3
 3FG % 1st Half: 2-4 50.0% 2nd half: 3-6 50.0% Game: 5-10 50.0%
 FT % 1st Half: 3-4 75.0% 2nd half: 4-8 50.0% Game: 7-12 58.3%

Wyoming 61 • 10-21

#	Player	FG-FGA	3-Ptr	Rebounds			PF	TP	A	TO	Blk	Stl	Min	
				FG-FGA	3-Ptr	FT-FTA								Off
22	M'BAYE, Amath	f 3-8	1-1	3-4	2	4	6	3	10	0	3	2	0	34
23	THIAM, Djibril	f 2-4	0-0	2-2	0	4	4	1	6	0	1	2	4	24
01	LUSTER, JayDee	g 2-9	1-4	3-4	1	0	1	4	8	3	3	0	0	23
03	JACKSON, Desmar	g 5-10	1-4	1-2	1	5	6	2	12	1	4	0	0	33
04	CRUZ, Francisco	g 5-12	2-5	2-2	4	3	7	1	14	2	5	0	2	35
02	BOUEDO, Arthur	g 0-3	0-3	0-0	0	0	0	0	0	0	1	0	0	4
15	WADDELL, Adam	g 2-5	0-0	2-4	5	3	8	3	6	0	0	1	0	18
21	HUDSON, Joe	g 2-5	1-4	0-0	0	0	0	2	5	0	0	0	0	14
35	HARRISON, Daylen	g 0-0	0-0	0-0	0	2	2	1	0	1	0	0	1	15
	Team				0	1	1							
	Totals	21-56	6-21	13-18	13	22	35	17	61	7	17	5	8	200

FG % 1st Half: 8-29 27.6% 2nd half: 13-27 48.1% Game: 21-56 37.5% Deadball Rebounds 2.2
 3FG % 1st Half: 2-11 18.2% 2nd half: 4-10 40.0% Game: 6-21 28.6%
 FT % 1st Half: 6-8 75.0% 2nd half: 7-10 70.0% Game: 13-18 72.2%

Officials: Scott Thornley, Randy McCall, Larry Spaulding
 Technical fouls: TCU-None. Wyoming-None.
 Attendance: 5891
 2011 Conoco Mountain West Conference Men's Championships First Round
 No. 9 seed TCU Advances to Thursday's Men's Quarterfinal

Score by periods	1st	2nd	Total		In	Off	2nd	Fast	Bench
TCU	27	43	70	Points	Paint	T/O	Chance	Break	
Wyoming	24	37	61	WY	26	9	11	4	11

Last FG - TCU 2nd-01:48, WY 2nd-00:14. Score tied - 0 times. Lead changed - 2 times.
 Largest lead - TCU by 13 2nd-01:47, WY by 1 2nd-13:26.

2012 MW Tournament Quarterfinals #6 Wyoming 48 at #3 UNLV 56 March 8, 2012, Thomas & Mack Center, Las Vegas

Wyoming 48 • 20-11

#	Player	FG-FGA	3-Ptr	Rebounds			PF	TP	A	TO	Blk	Stl	Min	
				FG-FGA	3-Ptr	FT-FTA								Off
05	WASHINGTON, Leonard	f 5-14	1-5	0-3	2	8	10	5	11	1	3	1	2	25
15	WADDELL, Adam	c 0-5	0-0	2-2	1	3	4	2	0	0	1	4	1	38
01	LUSTER, JayDee	g 2-6	0-2	0-1	1	5	6	2	4	3	2	0	0	37
25	MARTINEZ, Luke	g 4-14	3											

2013 MW Tournament First Round #8 Wyoming 85 vs. #9 Nevada 81 March 12, 2013, Thomas & Mack Center, Las Vegas

Nevada 81 • 12-19

##	Player	FG-FGA	3-Ptr	FT-FTA	Rebounds			PF	TP	A	TO	Blk	Stl	Min
					Off	Def	Tot							
13	HUFF, Cole	f 3-5	1-2	0-0	2	3	5	3	7	0	0	0	1	24
33	PANZER, Kevin	f 1-3	0-1	1-2	2	1	3	4	3	1	3	0	0	16
00	COLEMAN, Marqueze	g 5-8	1-1	3-4	3	4	7	5	14	2	1	0	1	38
24	BURTON, Deonte	g 8-18	3-8	8-11	2	1	3	5	27	6	2	1	0	40-
34	STORY, Malik	g 7-17	5-12	1-2	1	3	4	1	20	3	0	3	3	39
04	ELLIOTT, Devonte	g 1-2	0-0	2-3	1	2	3	5	4	0	1	0	0	15
12	FUETSCH, Keith	g 0-0	0-0	0-0	0	0	0	0	0	0	0	0	0	0+
20	BURRIS, Jordan	g 2-4	0-1	0-1	0	1	1	5	4	1	1	1	1	17
21	FALL, Ali	g 1-2	0-0	0-2	2	1	3	1	2	0	1	0	0	11
Team					0	2	2							
Totals		28-59	10-25	15-25	13	18	31	29	81	13	12	2	6	200

FG % 1st Half: 13-31 41.9% 2nd half: 15-28 53.6% Game: 28-59 47.5% Deadball Rebounds 5
 3FG % 1st Half: 5-11 45.5% 2nd half: 5-14 35.7% Game: 10-25 40.0%
 FT % 1st Half: 5-9 55.6% 2nd half: 10-16 62.5% Game: 15-25 60.0%

Wyoming 85 • 19-12

##	Player	FG-FGA	3-Ptr	FT-FTA	Rebounds			PF	TP	A	TO	Blk	Stl	Min
					Off	Def	Tot							
00	WASHINGTON, Leonard	f 5-8	0-2	8-13	1	4	5	3	18	2	2	0	2	25
22	NANCE JR, Larry	f 9-10	1-1	0-0	3	5	8	5	19	3	0	1	1	35
01	GILMORE, Derrrious	g 6-12	3-7	2-4	0	4	4	3	17	8	4	0	0	37
02	GRABAU, Riley	g 2-6	1-4	4-4	0	2	2	2	9	1	1	0	0	37
14	ADAMS, Josh	g 1-3	1-3	7-11	0	3	3	1	10	3	4	0	2	32
11	COOKE JR, Derek	g 3-7	0-0	2-3	3	1	4	2	8	0	0	0	0	17
20	SOBEY, Nathan	g 1-1	1-1	1-2	0	2	2	1	4	0	1	0	0	15
21	HALDORSON, Austin	g 0-0	0-0	0-0	0	0	0	0	0	1	0	0	0	2
Team					0	2	2							
Totals		27-47	7-18	24-37	7	23	30	17	85	18	13	1	5	200

FG % 1st Half: 11-23 47.8% 2nd half: 16-24 66.7% Game: 27-47 57.4% Deadball Rebounds 8
 3FG % 1st Half: 5-11 45.5% 2nd half: 2-7 28.6% Game: 7-18 38.9%
 FT % 1st Half: 5-8 62.5% 2nd half: 19-29 65.5% Game: 24-37 64.9%

Officials: Randy McCall, David Hall, Verne Harris
 Technical fouls: Nevada-PANZER, Kevin. Wyoming-None.
 Attendance: 4712
 2013 Reese's MW Men's Basketball Championship First Round
 No. 8 seed Wyoming vs. No. 9 seed Nevada
 Winner advances to Wednesday's quarterfinal vs. No. 1 New Mexico

Score by periods	1st	2nd	Total	Points	In	Off	2nd	Fast	Bench
Nevada	36	45	81	28	21	12	10	10	10
Wyoming	32	53	85	28	22	10	4	12	12

Last FG - NV 2nd-00:07, WY 2nd-01:15. Score tied - 2 times.
 Largest lead - NV by 7 1st-12:11, WY by 12 2nd-13:30. Lead changed - 4 times.

2013 MW Tournament Quarterfinal #8 Wyoming 46 vs. #1 New Mexico 59 March 13, 2013, Thomas & Mack Center, Las Vegas

Wyoming 46 • 19-13

##	Player	FG-FGA	3-Ptr	FT-FTA	Rebounds			PF	TP	A	TO	Blk	Stl	Min
					Off	Def	Tot							
00	WASHINGTON, Leonard	f 3-7	0-1	0-0	1	5	6	5	6	1	3	0	2	23
22	NANCE JR, Larry	f 4-9	0-2	6-9	3	3	6	4	14	0	0	0	3	36
01	GILMORE, Derrrious	g 4-17	4-10	2-2	1	2	3	3	14	3	4	0	0	40
02	GRABAU, Riley	g 0-5	0-5	0-0	0	1	1	4	0	4	1	0	0	37
14	ADAMS, Josh	g 5-10	2-5	0-0	0	1	1	2	12	2	2	0	0	34
11	COOKE JR, Derek	g 0-2	0-0	0-2	4	2	6	1	0	1	0	0	0	19
13	BENTZ, Jack	g 0-0	0-0	0-0	0	1	1	0	0	0	0	0	0	1
20	SOBEY, Nathan	g 0-0	0-0	0-0	0	0	0	2	0	0	0	0	0	8
21	HALDORSON, Austin	g 0-0	0-0	0-0	0	0	0	0	0	0	0	0	0	0+
23	McMANAMEN, Jason	g 0-0	0-0	0-0	0	0	0	1	0	0	0	0	0	2
Team					3	1	4							
Totals		16-50	6-23	8-13	12	16	28	46	11	10	0	5	200	

FG % 1st Half: 8-25 32.0% 2nd half: 8-25 32.0% Game: 16-50 32.0% Deadball Rebounds 3,3
 3FG % 1st Half: 4-15 26.7% 2nd half: 2-8 25.0% Game: 6-23 26.1%
 FT % 1st Half: 4-7 57.1% 2nd half: 4-6 66.7% Game: 8-13 61.5%

#15/14 New Mexico 59 • 27-5

##	Player	FG-FGA	3-Ptr	FT-FTA	Rebounds			PF	TP	A	TO	Blk	Stl	Min
					Off	Def	Tot							
41	BAIRSTOW, Cameron	f 3-8	0-0	8-9	5	3	8	3	14	1	1	2	0	37
53	KIRK, Alex	c 2-5	0-0	3-3	1	4	5	4	7	0	2	0	0	19
03	GREENWOOD, Hugh	g 2-5	1-2	0-2	2	4	6	2	5	1	2	1	3	31
01	WILLIAMS, Kendall	g 1-4	0-0	4-6	0	4	4	0	4	2	1	0	0	35
21	SWELL, Tony	g 4-11	2-5	5-6	0	3	3	0	15	2	1	0	2	35
01	THOMAS, Cleveland	g 1-2	0-0	1-2	1	0	1	0	3	0	0	0	0	5
04	ADAMS, Chad	g 2-4	0-1	0-1	1	2	3	1	4	2	1	1	1	25
13	FENTON, Jamal	g 2-3	1-1	0-0	0	2	2	2	5	2	0	0	0	13
Team					0	1	1							
Totals		17-42	4-9	21-29	10	23	33	14	59	12	9	5	6	200

FG % 1st Half: 12-27 44.4% 2nd half: 5-15 33.3% Game: 17-42 40.5% Deadball Rebounds 4,1
 3FG % 1st Half: 4-6 66.7% 2nd half: 0-3 0.0% Game: 4-9 44.4%
 FT % 1st Half: 6-7 85.7% 2nd half: 15-22 68.2% Game: 21-29 72.4%

Officials: Verne Harris, Larry Spaulding, K.C. Ely
 Technical fouls: Wyoming-None. #15/14 New Mexico-None.
 Attendance: 13297
 2013 Reese's MW Men's Basketball Championship Quarterfinal #3
 No. 1 seed New Mexico vs. No. 8 seed Wyoming
 Winner advances to Friday's semifinal vs. No. 4 San Diego St/No. 5 Boise St

Score by periods	1st	2nd	Total	Points	In	Off	2nd	Fast	Bench
Wyoming	24	22	46	28	18	7	6	2	0
#15/14 New Mexico	34	25	59	18	11	7	7	5	12

Last FG - WY 2nd-00:05, NM 2nd-01:42. Score tied - 0 times.
 Largest lead - WY None, NM by 15 2nd-01:15. Lead changed - 0 times.

2014 MW Tournament Quarterfinal #5 Wyoming 67 at #4 UNLV 71 March 13, 2014, Thomas & Mack Center, Las Vegas

Wyoming 67 • 18-14

##	Player	FG-FGA	3-Ptr	FT-FTA	Rebounds			PF	TP	A	TO	Blk	Stl	Min
					Off	Def	Tot							
11	COOKE JR, Derek	f 3-6	0-0	1-3	4	6	10	3	7	2	3	1	2	29
02	GRABAU, Riley	g 0-3	0-3	0-0	0	3	3	4	0	1	1	0	1	38
14	ADAMS, Josh	g 10-18	3-5	1-2	0	7	7	3	24	3	3	2	1	39
15	GRANBERRY, Jerron	g 6-13	3-8	3-3	0	2	2	2	18	1	1	0	1	38
20	SOBEY, Nathan	g 7-16	2-7	2-6	2	5	7	4	18	3	1	0	1	37
13	BENTZ, Jack	g 0-0	0-0	0-0	0	0	0	0	0	0	0	0	0	6
21	HALDORSON, Austin	g 0-0	0-0	0-0	0	0	0	0	0	0	0	0	0	2
43	SELLERS, Matt	g 0-0	0-0	0-0	0	1	1	1	0	0	0	0	0	11
Team					1	1	2							
Totals		26-56	8-23	7-14	7	25	32	17	67	10	10	4	5	200

FG % 1st Half: 11-25 44.0% 2nd half: 15-31 48.4% Game: 26-56 46.4% Deadball Rebounds 4
 3FG % 1st Half: 4-12 33.3% 2nd half: 4-11 36.4% Game: 8-23 34.8%
 FT % 1st Half: 1-2 50.0% 2nd half: 6-12 50.0% Game: 7-14 50.0%

UNLV 71 • 20-12

##	Player	FG-FGA	3-Ptr	FT-FTA	Rebounds			PF	TP	A	TO	Blk	Stl	Min
					Off	Def	Tot							
02	BIRCH, Khem	f 2-6	0-0	4-6	2	7	9	4	8	4	0	1	0	34
05	WOOD, Christian	c 1-4	0-1	0-0	1	3	4	2	2	0	3	1	0	12
03	OLEKAIBE, Kevin	g 0-1	0-0	3-4	0	1	1	1	3	1	0	0	0	33
22	KENDRICK, Jelan	g 1-7	0-4	1-2	0	1	1	0	3	4	0	0	0	15
03	SMITH, Deville	g 4-7	3-5	4-5	2	1	3	1	15	1	2	0	2	29
01	SMITH, Roscoe	g 8-12	0-0	2-4	5	8	13	2	18	0	1	0	0	32
10	COOK, Daquan	g 0-3	0-1	0-0	0	1	1	1	0	0	0	0	0	12
11	LOPEZ-SOSA, Carlos	g 0-0	0-0	0-0	0	0	0	0	0	0	0	0	0	1
13	DEJEAN-JONES, Bryce	g 9-17	3-6	1-4	0	3	3	2	22	4	2	0	0	32
Team					2	1	3							
Totals		25-57	6-17	15-25	12	26	38	15	71	14	8			

2018-19 GAME NOTES

2015 MW Tournament Semifinal #4 Wyoming 71 vs. #1 Boise State 66 (OT) March 13, 2015, Thomas & Mack Center, Las Vegas

Wyoming 71 • 24-9

##	Player	FG-FGA	3-Ptr	FT-FTA	Rebounds			PF	TP	A	TO	Blk	Stl	Min
					Off	Def	Tot							
11	COOKE JR, Derek	f	1-3	0-0	2-3	1	6	7	4	4	0	1	0	20
22	NANCE JR, Larry	f	8-17	0-1	4-5	1	3	4	3	20	3	5	0	24
01	HANKERSON JR, Charle	g	0-3	0-1	1-2	0	2	2	2	1	5	1	0	1
02	GRABAU, Riley	g	2-6	1-4	8-8	0	4	4	2	13	2	3	0	40-
14	ADAMS, Josh	g	9-15	3-8	6-7	1	4	5	3	27	1	4	0	3
13	BENTZ, Jack	g	0-1	0-1	0-0	0	1	1	0	0	0	0	0	7
23	McMANAMEN, Jason	g	2-2	2-2	0-0	0	0	0	2	6	1	0	1	11
32	HERNDON, Alan	g	0-1	0-0	0-2	0	3	3	1	0	1	0	0	20
	Team					1	1	2			1			
	Totals		22-48	6-17	21-27	4	24	28	17	71	12	16	1	7

FG % 1st Half:	13-24	54.2%	2nd half:	6-20	30.0%	OT:	3-4	75.0%	Game:	22-48	45.8%	Deadball	
3FG % 1st Half:	3-6	50.0%	2nd half:	2-10	20.0%	OT:	1-1	100.0	Game:	6-17	35.3%	Rebounds	
FT % 1st Half:	7-8	87.5%	2nd half:	7-10	70.0%	OT:	7-9	77.8%	Game:	21-27	77.8%		5.1

Boise State 66 • 25-8

##	Player	FG-FGA	3-Ptr	FT-FTA	Rebounds			PF	TP	A	TO	Blk	Stl	Min
					Off	Def	Tot							
13	DUNCAN, Nick	f	4-9	3-8	0-0	1	2	3	5	11	1	1	0	2
23	WEBB III, James	f	4-10	1-4	0-0	4	8	12	3	9	2	2	2	4
02	MARKS, Derrick	g	6-21	2-8	3-5	1	4	5	4	17	0	4	0	1
12	HADZIOMEROVIC, Igor	g	0-4	0-1	6-6	2	1	3	3	6	4	2	0	34
15	HUTCHISON, Chandler	g	2-4	1-1	2-2	0	1	1	2	7	1	2	0	2
01	THOMPSON, Mikey	g	2-4	2-3	0-0	0	2	2	2	6	0	2	0	17
04	ALLEN, Kevin	g	0-0	0-0	0-0	0	0	0	1	0	0	0	0	1
21	ALFORD, Montigo	g	1-1	0-0	0-0	0	1	1	1	2	0	0	0	4
22	HEYER, Rob	g	3-4	1-2	1-1	2	3	5	4	8	0	2	0	28
33	WACKER, David	g	0-0	0-0	0-0	0	0	0	1	0	0	1	0	2
	Team					0	1	1						
	Totals		22-57	10-27	12-14	10	23	33	26	66	8	16	3	7

FG % 1st Half:	13-24	54.2%	2nd half:	7-27	25.9%	OT:	2-6	33.3%	Game:	22-57	38.6%	Deadball	
3FG % 1st Half:	7-13	53.8%	2nd half:	2-12	16.7%	OT:	1-2	50.0%	Game:	10-27	37.0%	Rebounds	
FT % 1st Half:	5-5	100.0	2nd half:	3-4	75.0%	OT:	4-5	80.0%	Game:	12-14	85.7%		2

Officials: Verne Harris, Chris Rastatter, Bob Staffen
 Technical fouls: Wyoming-None. Boise State-None.
 Attendance: 9199
 2015 Mountain West Men's Championships Semifinal
 Winner advances to Saturday's championship game at 3 pm
 Flagrant foul 1 - Wacker (BSU) 8:59 1st Half

Score by periods	1st	2nd	OT	Total
Wyoming	36	21	14	71
Boise State	38	19	9	66

Points	In	Off	2nd	Fast	Bench
Wy	24	17	7	2	6
BSU	20	17	11	0	16

Last FG - WY OT-00:39, BSU OT-00:11.
 Largest lead - WY by 6 2nd-11:32, BSU by 12 1st-03:12.
 WY led for 18:32. BSU led for 21:19. Game was tied for 05:01.
 Score tied - 8 times.
 Lead changed - 1 time.

2015 MW Tournament Championship #4 Wyoming 45 vs. #2 San Diego State 43 March 14, 2015, Thomas & Mack Center, Las Vegas

Wyoming 45 • 25-9

##	Player	FG-FGA	3-Ptr	FT-FTA	Rebounds			PF	TP	A	TO	Blk	Stl	Min
					Off	Def	Tot							
11	COOKE JR, Derek	f	1-2	0-0	5-5	3	4	7	1	7	2	0	0	36
22	NANCE JR, Larry	f	6-14	2-5	0-0	1	5	6	3	14	3	1	2	39
01	HANKERSON JR, Charle	g	2-3	2-3	0-0	0	1	1	2	6	1	0	0	33
02	GRABAU, Riley	g	2-9	2-7	1-2	0	4	4	0	7	0	3	0	34
14	ADAMS, Josh	g	4-13	2-5	0-0	0	3	3	3	10	1	2	0	38
13	BENTZ, Jack	g	0-1	0-0	0-0	0	0	0	0	0	0	0	0	7
23	McMANAMEN, Jason	g	0-0	0-0	1-2	1	0	1	1	1	1	0	0	8
32	HERNDON, Alan	g	0-0	0-0	0-0	0	1	1	0	0	0	0	0	5
	Team					0	3	3						
	Totals		15-42	8-20	7-9	5	21	26	10	45	9	7	2	0

FG % 1st Half:	10-20	50.0%	2nd half:	5-22	22.7%	Game:	15-42	35.7%	Deadball	
3FG % 1st Half:	5-9	55.6%	2nd half:	3-11	27.3%	Game:	8-20	40.0%	Rebounds	
FT % 1st Half:	3-4	75.0%	2nd half:	4-5	80.0%	Game:	7-9	77.8%		3.1

San Diego State 43 • 26-8

##	Player	FG-FGA	3-Ptr	FT-FTA	Rebounds			PF	TP	A	TO	Blk	Stl	Min
					Off	Def	Tot							
00	SPENCER, Skylar	f	1-3	0-0	0-0	4	3	7	3	2	0	0	2	27
05	POLEE II, Dwayne	f	0-3	0-2	2-2	0	1	1	2	2	1	1	0	15
13	SHEPARD, Winston	g	2-10	0-2	2-2	3	4	7	1	6	2	1	1	27
20	O'BRIEN, JJ	f	4-9	0-0	4-4	1	4	5	1	12	2	1	0	39
10	QUINN, Aqeel	g	0-5	0-4	0-0	0	1	1	4	0	2	0	2	28
03	CHOL, Angelo	g	0-1	0-0	0-0	0	1	1	1	0	0	0	0	4
12	KELL, Trey	g	1-2	0-0	0-0	0	2	2	1	2	1	1	0	12
21	POPE, Malik	g	5-7	2-4	1-2	1	1	2	1	13	0	0	1	23
40	SHRIGLEY, Matt	g	2-6	2-5	0-0	0	1	1	1	6	0	0	0	25
	Team					0	3	3						
	Totals		15-46	4-17	9-10	9	21	30	15	43	8	4	4	2

FG % 1st Half:	9-22	40.9%	2nd half:	6-24	25.0%	Game:	15-46	32.6%	Deadball	
3FG % 1st Half:	3-9	33.3%	2nd half:	1-8	12.5%	Game:	4-17	23.5%	Rebounds	
FT % 1st Half:	4-4	100.0	2nd half:	5-6	83.3%	Game:	9-10	90.0%		1

Officials: Randy McCall, Dick Cartmell, Eric Curry
 Technical fouls: Wyoming-None. San Diego State-None.
 Attendance: 10002
 2015 Mountain West Men's Championship Final

Score by periods	1st	2nd	Total
Wyoming	28	17	45
San Diego State	25	18	43

Points	In	Off	2nd	Fast	Bench
Wy	6	15	3	2	0
SDSU	18	5	2	5	2

Last FG - WY 2nd-01:02, SDSU 2nd-00:01.
 Largest lead - WY by 12 1st-13:42, SDSU by 5 2nd-11:57.
 WY led for 29:55. SDSU led for 07:50. Game was tied for 02:15.
 Score tied - 2 times.
 Lead changed - 6 times.

2016 MW Tournament First Round #8 Wyoming 70 vs. #9 Utah State 88 March 9, 2016, Thomas & Mack Center, Las Vegas

#9 Utah State 88 • 16-14

##	Player	FG-FGA	3-Ptr	FT-FTA	Rebounds			PF	TP	A	TO	Blk	Stl	Min
					Off	Def	Tot							
12	EVANS, Lew	f	0-1	0-1	0-0	1	2	3	3	0	1	0	0	17
22	TAYLOR, Quinn	f	3-6	0-0	0-0	3	4	7	5	6	2	1	0	24
04	RECTOR, Shane	g	7-15	3-6	7-8	1	5	6	4	24	2	3	0	35
14	MOORE, Jalen	g	7-15	2-6	3-3	1	8	9	1	19	5	1	0	40
34	SMITH, Chris	g	7-12	4-6	2-2	1	2	3	4	20	4	1	0	30
02	PERKINS, Darius	g	0-1	0-1	0-0	0	0	0	3	0	2	0	0	6
05	PEARRE, Julien	g	6-11	2-5	0-1	1	4	5	1	14	4	0	0	29
50	JONES, Elston	g	1-3	0-0	3-4	2	4	6	3	5	1	0	2	19
	Team					1	0	1						
	Totals		31-64	11-25	15-18	11	29	40	24	88	19	8	2	1

FG % 1st Half:	19-33	57.6%	2nd half:	12-31	38.7%	Game:	31-64	48.4%	Deadball	
3FG % 1st Half:	7-12	58.3%	2nd half:	4-13	30.8%	Game:	11-25	44.0%	Rebounds	
FT % 1st Half:	2-4	50.0%	2nd half:	13-14	92.9%	Game:	15-18	83.3%		1

#8 Wyoming 70 • 14-18

##	Player	FG-FGA	3-Ptr	FT-FTA	Rebounds			PF	TP	A	TO	Blk	Stl	Min
					Off	Def	Tot							
05	HERNDON, Alan	f	5-8	1-3	5-7	2	8	10	4	16	0	0	0	38
21	BARNES, Jonathan	c	1-1	0-0	0-2	1	0	1	1	2	0	0	0	9
11	LIEBERMAN, Jeremy	g	0-5	0-5	3-3	0	4	4	3	0	1	0	0	35
14	ADAMS, Josh	g	4-17	2-9	8-8	1	3	4	4	18	5	4	0	38
23	McMANAMEN, Jason	g	6-15	2-10	9-12	1	1	2	2	23	0	2	0	37
03	AKA GORSKI, Alexander	g	3-4	0-1	2-2	1	2	3	3					

2018 MW Tournament First Round #6 Wyoming 74 vs. #11 San Jose State 61 March 7, 2018, Thomas & Mack Center, Las Vegas

San José State 61 • 4-26

##	Player	Total			3-Ptr			Rebounds			PF	TP	A	TO	Blk	Stl	Min
		FG-FGA	FG-FGA	FT-FTA	FG-FGA	FG-FGA	FT-FTA	Off	Def	Tot							
05	FISHER, Keith	f	2-6	0-0	0-0	1	3	4	5	4	0	2	0	1	19		
32	WELAGE, Ryan	f	9-16	5-8	2-2	0	5	5	1	25	1	1	0	0	40		
13	BARRY, Oumar	c	2-4	0-2	0-0	2	3	5	4	4	1	1	0	0	21		
21	JAMES, Jalen	g	0-3	0-1	0-0	0	4	4	0	0	3	3	0	0	19		
25	HILLSMAN, Jaycee	g	9-16	3-6	3-4	1	3	4	2	24	4	5	0	0	37		
10	NICHOLS, Isalah	f	1-3	0-0	0-0	1	2	3	0	2	1	0	1	0	13		
12	SIMMONS, Caleb	f	0-0	0-0	2-2	0	1	1	1	2	2	2	0	1	16		
20	BAUMANN, Noah	f	0-1	0-1	0-0	0	0	0	2	0	1	0	0	0	16		
41	CHASTAIN, Ashtin	f	0-2	0-0	0-0	0	2	2	1	0	0	0	0	0	19		
Team						1	1	2									
Totals			23-51	8-18	7-8	6	24	30	16	61	13	14	1	2	200		

FG % 1st Half: 12-26 46.2% 2nd half: 11-25 44.0% Game: 23-51 45.1% Deadball Rebounds: 2
 3FG % 1st Half: 4-7 57.1% 2nd half: 4-11 36.4% Game: 8-18 44.4%
 FT % 1st Half: 2-2 100.0 2nd half: 5-6 83.3% Game: 7-8 87.5%

Wyoming Cowboys 74 • 20-12

##	Player	Total			3-Ptr			Rebounds			PF	TP	A	TO	Blk	Stl	Min
		FG-FGA	FG-FGA	FT-FTA	FG-FGA	FG-FGA	FT-FTA	Off	Def	Tot							
02	MOEMEKA, Andrew	f	1-2	0-0	0-0	1	2	3	1	2	0	0	1	2	22		
05	HERNDON, Alan	f	6-7	2-3	1-3	1	3	4	2	15	2	0	2	1	26		
20	DALTON, Hayden	f	4-14	1-7	1-2	1	3	4	1	10	6	1	0	3	27		
01	JAMES, Justin	g	9-9	3-3	3-3	0	4	4	1	24	3	1	0	3	26		
10	KELLEY, Cody	g	2-2	1-1	1-2	0	2	2	0	6	4	2	0	0	16		
00	REDDING, Nyaires	f	0-3	0-2	0-0	0	0	0	2	0	2	0	0	0	15		
03	AKA GORSKI, Alexander	f	4-10	3-9	0-0	0	2	2	2	11	0	1	0	0	27		
12	MALDONADO, Hunter	f	0-1	0-1	0-0	1	2	3	1	0	1	0	0	0	11		
13	AVERBUCK, Sam	f	0-0	0-0	0-0	0	0	0	0	0	0	1	0	0	3		
14	MUELLER, Austin	f	0-2	0-1	0-0	1	0	1	2	0	0	1	0	0	10		
15	JONES, Brodricks	f	0-1	0-0	0-0	1	0	1	0	0	0	1	0	0	3		
24	ADAMS, Louis	f	3-6	0-1	0-0	0	3	3	0	6	2	0	0	0	14		
Team						1	0	1									
Totals			29-57	10-28	6-10	7	21	28	12	74	20	9	3	9	200		

FG % 1st Half: 16-30 53.3% 2nd half: 13-27 48.1% Game: 29-57 50.9% Deadball Rebounds: 1
 3FG % 1st Half: 3-12 25.0% 2nd half: 7-16 43.8% Game: 10-28 35.7%
 FT % 1st Half: 5-8 62.5% 2nd half: 1-2 50.0% Game: 6-10 60.0%

Officials: Verne Harris, Chris Rastatter, Randy Heimerman
 Technical fouls: San José State-None. Wyoming Cowboys-None.
 Attendance: 4994
 2018 Mountain West Men's Basketball Championships First Round
 Winner advances to Thursday's quarterfinal vs New Mexico at 8:30 pm

Score by periods	1st	2nd	Total
San José State	30	31	61
Wyoming Cowboys	40	34	74

	In	Off	2nd	Fast	Bench
Points	18	16	8	0	4
SJ	36	19	2	14	17

2018 MW Tournament Quart #6 Wyoming 85 vs. #3 New Mexico March 8, 2018, Thomas & Mack Center, Las Vegas

Wyoming Cowboys 75 • 20-13

##	Player	Total			3-Ptr			Rebounds			PF	TP	A	TO	Blk	Stl	Min
		FG-FGA	FG-FGA	FT-FTA	FG-FGA	FG-FGA	FT-FTA	Off	Def	Tot							
05	HERNDON, Alan	f	9-13	1-3	0-1	2	3	5	3	19	1	1	1	0	36		
20	DALTON, Hayden	f	5-13	2-7	0-2	2	6	8	1	12	2	4	0	0	32		
01	JAMES, Justin	g	3-15	0-5	3-4	0	4	4	1	9	5	3	0	2	34		
10	KELLEY, Cody	g	4-6	3-5	0-0	0	0	0	4	11	4	1	0	0	28		
24	ADAMS, Louis	g	1-2	0-0	5-5	1	3	4	4	7	5	2	0	1	24		
00	REDDING, Nyaires	f	1-1	1-1	0-0	0	2	2	0	3	1	0	0	0	6		
02	MOEMEKA, Andrew	f	1-1	0-0	1-2	1	2	3	5	3	0	0	2	0	14		
03	AKA GORSKI, Alexander	f	3-6	2-5	1-1	0	0	0	4	9	2	1	0	0	18		
12	MALDONADO, Hunter	f	1-1	0-0	0-0	0	0	0	0	2	0	0	0	0	8		
Team						1	0	1									
Totals			28-58	9-26	10-15	7	20	27	22	75	20	12	3	3	200		

FG % 1st Half: 13-23 56.5% 2nd half: 15-35 42.9% Game: 28-58 48.3% Deadball Rebounds: 2,2
 3FG % 1st Half: 4-7 57.1% 2nd half: 5-17 29.4% Game: 9-26 34.6%
 FT % 1st Half: 5-7 71.4% 2nd half: 5-8 62.5% Game: 10-15 66.7%

New Mexico 85 • 18-14

##	Player	Total			3-Ptr			Rebounds			PF	TP	A	TO	Blk	Stl	Min
		FG-FGA	FG-FGA	FT-FTA	FG-FGA	FG-FGA	FT-FTA	Off	Def	Tot							
14	KUIPER, Dane	f	2-6	0-2	0-0	0	4	4	2	4	0	2	0	0	25		
15	PINCHUK, Vladimir	f	0-0	0-0	0-0	1	1	2	0	0	0	0	0	0	3		
31	SIMONS, Troy	f	6-7	2-2	1-2	1	2	3	1	15	1	0	0	2	30		
02	LOGWOOD, Sam	g	3-9	0-0	2-2	3	3	6	2	8	3	1	0	1	31		
01	JACKSON, Antino	g	2-5	1-3	6-8	0	1	1	3	11	4	1	0	2	23		
01	McNEAL, Chris	f	2-6	2-5	2-2	0	0	0	1	8	3	1	0	1	18		
05	FURSTINGER, Joe	f	8-13	1-1	6-7	3	6	9	2	23	3	1	2	0	25		
10	MALUACH, Makuach	f	4-6	0-0	0-0	0	1	1	1	8	1	0	0	0	21		
32	MATHIS, Anthony	f	2-7	1-4	3-5	1	4	5	2	8	4	0	0	0	24		
Team						4	3	7									
Totals			29-59	7-17	20-26	13	25	38	14	85	19	7	2	6	200		

FG % 1st Half: 16-33 48.5% 2nd half: 13-26 50.0% Game: 29-59 49.2% Deadball Rebounds: 1,1
 3FG % 1st Half: 3-9 33.3% 2nd half: 4-8 50.0% Game: 7-17 41.2%
 FT % 1st Half: 4-4 100.0 2nd half: 16-22 72.7% Game: 20-26 76.9%

Officials: Bob Staffen, Larry Spaulding, Tommy Nunez, Jr.
 Technical fouls: Wyoming Cowboys-None. New Mexico-None.
 Attendance: 7138
 2018 Mountain West Men's Basketball Championships Quarterfinal #4
 Winner advances to Friday's semifinal at 8:30 pm

Score by periods	1st	2nd	Total
Wyoming Cowboys	35	40	75
New Mexico	39	46	85

	In	Off	2nd	Fast	Bench
Points	36	3	13	7	17
WYO	32	12	13	7	47

Last FG - WYO 2nd-02:55, NM 2nd-02:40.
 Largest lead - WYO None, NM by 13 1st-11:29.
 WYO led for 00:00. NM led for 38:43. Game was tied for 01:17.

Score tied - 0 times.
 Lead changed - 0 times.