



# UNIVERSITY OF NEW MEXICO LOBO FOOTBALL

1939 Sun Bowl \* 1944 Sun Bowl \* 1946 Sun Bowl \* 1947 Harbor Bowl \* 1961 Aviation Bowl \* 1997 Insight.com Bowl  
2002 Las Vegas Bowl \* 2003 Las Vegas Bowl \* 2004 Emerald Bowl \* 2006 New Mexico Bowl \* 2007 New Mexico Bowl

## 2015 NEW MEXICO SCHEDULE

Date	Opponent (TV)	Time/Result
9/5	Mississippi Valley State	W 66-0
9/12	Tulsa (ESPN3)	L 21-40
9/18	at (RV/RV) Arizona State (Pac-12)	L 10-34
9/26	*at Wyoming (ROOT)	W 38-28
10/3	New Mexico State (ROOT)	W 38-29
10/10	*at Nevada (MWN/CI)	L 17-35
10/17	*Hawai'i (ROOT/Oceanic)	W 28-27
10/24	*at San José State (ROOT)	L 21-31
11/7	*Utah State (CBSSN)	W 14-13
11/14	*at (RV/RV) Boise St. (ESPNU)	W 31-24
11/21	*Colorado State (ROOT)	3:38 pm
11/28	*(RV/-) Air Force (ESPNU)	8:21 pm

## ON THE AIR

### Television

ROOT SPORTS  
Play-by-Play: Marc Stout  
Color Analyst: Sed Bonner  
Sidelines: Tori Holt

### Radio (English)

Lobo Radio Network  
(770 KKOB-AM flagship in Albuquerque)  
Play-by-Play: Robert Portnoy  
Color Analyst: DonTrell Moore  
Sidelines: Scott Stiegler

### Radio (Spanish)

ESPN Deportes  
(1450 KRZY-AM & José 105.9-FM)  
Play-By-Play: Carlos Fourzan  
Color Analyst: Ben Becerra

## FOOTBALL COMMUNICATIONS

Frank Mercogliano, Asst. A.D. for Communications  
Email: fmercog@unm.edu  
Cell Phone: 505-410-4844  
Twitter: @fmercogliano

## PROMOTIONS & SPONSORS

Hall of Honor, Junior Lobos & Scout Day. Get a hot dog & small soda for only \$5! The Lobos will recognize media partner ESPN Radio 101.7-The Team and My 50/The CW.

Also, 2-for-\$22 promotion ... tickets for the last two games for just \$22.



New Mexico (6-4, 4-2 MW)

# LOBOS

### GAME 11

Date.....Saturday, November 21  
Time.....3:38 p.m. MT  
Location..... Albuquerque, N.M.  
Venue..... Branch Field at University Stadium  
Capacity..... 39,224  
Television..... ROOT SPORTS  
Series Record..... CSU leads 37-25  
In ABQ..... CSU leads 18-14  
In Ft. Collins..... CSU leads 17-11  
Neutral..... CSU leads 2-0  
Current Streak..... Colorado State, 5  
Last Meeting..... 11/22/14  
Colorado State 58-20  
Last Meeting in ABQ..... 11/16/13  
Colorado State 66-42



Colorado State (5-5, 3-3 MW)

# RAMS

### The Game:

The University of New Mexico Lobos (6-4, 4-2 MW) have won two straight and now head home for the final two games, the first of which will be against the Colorado State Rams (5-5, 3-3 MW). The Lobos enter the game having knocked off the Boise State Broncos 31-24 in Boise, handing the Broncos just their fifth home loss in the last 101 games. It was BSU's largest margin of defeat at home since 9/8/2001 when Washington State defeated BSU 41-20. Colorado State has also won two straight and need one more win for Bowl eligibility. The Rams defeated UNLV 49-35 on Saturday.

### The Coaches:

The University of New Mexico Lobos are coached by Bob Davie, who is 17-30 in his fourth season with the Lobos, and he is 52-55 overall in his ninth season. He spent his first five seasons as a head coach manning the Notre Dame Fighting Irish. For the Rams, they are coached by Mike Bobo, former Georgia quarterback who is in his first season as the head coach of Colorado State. He is 5-5 overall.

### Series History:

The two teams have played 62 previous times, and the Rams lead the series 37-25. Colorado State has won five straight in the series. The last game in Albuquerque was in 2013 and it was crazy as CSU won 66-42. CSU led 45-42 in the fourth before getting three fourth quarter touchdowns. Kapri Bibbs rushed for six touchdowns in that game. UNM's last win over Colorado State was November 21, 2009 when James Aho hit a 27-yard field goal with 12 seconds left for UNM's first win of the season.

### Broadcast Information:

The broadcast will be on ROOT SPORTS with Colorado Rockies play-by-play man Drew Goodman on the call along with Sed Bonner and Marc Stout on sidelines. The game will also be on campusinsiders.com outside of the ROOT footprint.

The game will be broadcast on the Lobo Radio Network with Robert Portnoy and DonTrell Moore calling all the action, with Michael Carlyle serving as engineer. Scott Stiegler will host the post game call-in show. The flagship station is 770 AM KKOB out of Albuquerque. This feed will also be available via the TuneIn Radio App.

### Tweetable:

New Mexico handed Boise State its third home conference loss in the last 17 seasons. #GoLobos

**OFFENSE**

Pos.	#	Player	Ht.	Wt.	Cl.-Ex.	Hometown (Last School)	Notes
WR-X	81	Marquis Bundy	6-4	215	Sr-3L	Anthem, Ariz. (Boulder Creek)	Has six catches for 97 yards, long of 46
	19	Matt Quarells	6-1	192	Fr-RS	St. Louis, Mo. (Hazelwood Central HS)	Has two catch for 23 yards
LT	75	Reno Henderson	6-4	275	Jr-1L-RS	Ocala, Fla. (New Mexico Military Inst./Vanguard HS)	Scored a touchdown on a FR against Mississippi Valley State, started 10 games
	62	Garrett Adcock	6-2	291	Jr-2L-RS	Dallas, Texas (Dallas Christian HS)	Played in two games, one start
LG	79	Bryan Oldenkamp	6-4	308	Sr-1L-1SQ-RS	Hesperia, Calif. (Chaffey College/Hesperia HS)	Started nine games, played in 10
	50	Chris Lewis	6-3	301	Jr-JC	Compton, Calif. (Riverside JC/Compton HS)	Played in seven games, one start
C	51	Eden Mahina	6-4	308	Sr-1L	Ontario, Calif. (Mt. San Jacinto College/Upland HS)	Started 10 games, nine at center, one at guard
	66	Tevita Fonua	6-2	308	Jr-JC	Richmond, Calif. (Laney College/John F. Kennedy HS)	Played in two games, one start
RG	55	Aaron Jenkins	6-1	312	Fr-RS	Dallas, Texas (Lincoln HS)	Started 10 games, nine at guard, one at tackle
	50	Chris Lewis	6-3	301	Jr-JC	Compton, Calif. (Riverside JC/Compton HS)	Played in seven games, one start
RT	76	Dillon Romine	6-6	290	Sr-2L-RS	Bradenton, Fla. (Braden River HS)	Played in 10 games, eight starts
	62	Garrett Adcock	6-2	291	Jr-2L-RS	Dallas, Texas (Dallas Christian HS)	Played in two games, one start
TE	80	Reece White	6-1	225	Sr-3L	Rio Rancho, N.M. (Cleveland HS)	Has 11 catches for 174 yards, has recovered two fumbles on special teams
	48	Chris Edling	6-3	244	Sr-3L	Corsicana, Texas (Corsicana HS)	Has no catches
WR-H	2	Dameon Gamblin	5-10	174	Jr-2L	Mesquite, Texas (Mesquite HS)	Has 31 catches for 380 yards and 2 TD, eight rushes for 47 yards
	22	Chris Davis	5-6	171	So-1L	Westlake Village, Calif. (Oaks Christian HS)	Has five catches for 53 yards
WR-Y	24	Carlos Wiggins	5-8	166	Sr-3L	Plano, Texas (Plano West HS)	Has 11 catches for 189 yards and a TD, four rushes for 47 yards
	82	Delane Hart-Johnson	6-4	210	So-JC	Philadelphia, Pa. (L.A. Valley College/MLK HS)	Has 10 catches for 235 yards, 1 TD, (86-yard TD 5th-longest in UNM history)
*QB	13	Lamar Jordan	5-10	190	So-1L-RS	Frisco, Texas (Centennial HS)	50-91-2 for 742 yards, 4 TDs, has 91 rushes for 507 yards, 4 TD
and	10	Austin Apodaca	6-3	207	Jr-JC	Longmont, Colo. (Mesa CC/Washington State/Silver Creek HS)	50-96-5 for 644 yards, 1 TD
RB	6	Jhurrell Pressley	5-10	203	Sr-3L-RS	Newcastle, Del. (Red Lion Christian Academy)	112 rushes for 601 yards, 6 TD
	4	Romell Jordan	5-8	182	So-1L-RS	Rio Rancho, N.M. (Cleveland HS)	14 rushes for 58 yards, has three catches for 18 yards
TB	7	Teriyon Gipson	5-8	182	Jr-2VL	Dallas, Texas (Kimball HS)	106 rushes for 619 yards, 6 TD, has 13 catches for 142 yards
	25	David Anaya	5-9	205	Sr-3L	Roswell, N.M. (Goddard HS)	13 rushes for 55 yards, 1 TD, has one catch for 11 yards, 1 TD

\*starter TBA

**DEFENSE**

Pos.	#	Player	Ht.	Wt.	Cl.-Ex.	Hometown (Last School)	Notes
LE	95	Garrett Hughes	6-1	267	So-1L	Corona, Calif. (Centennial HS)	13 tackles, 2.0 sacks for 11 yards, 5.5 TFLs for 21 yards, 1 PBU
	53	Cody Baker	6-3	246	Fr-HS	Issaquah, Wash. (Eastside Catholic HS)	22 tackles, 1.0 sacks for 8 yards, 1.5 TFLs for 8 yards
NT	92	William Udeh	6-0	294	Jr-2L	Coppell, Texas (Coppell HS)	14 tackles, 2.0 TFLs for 7 yards
	55	Taylor Timmons	6-0	291	Jr-RS	Tampa, Fla. (Mew Mexico Military Inst./Tampa Catholic HS)	11 tackles, 3.5 sacks for 27 yards, 5.0 TFL for 32 yards
RE	91	Nik D'Avanzo	6-3	281	Jr-2L	Baltimore, Md. (Archbishop Curley HS)	36 tackles, 0.5 sacks for 4 yards, 6.5 TFLs for 21 yards, 1 FR for 0 yards, 2 PBU, 1 QBH
	59	Chris Lee	6-1	260	Sr-1L	Oakland, Calif. (Laney College/San Leandro HS)	1 FR for 0 yards, 1 QBH
RUSH	54	Donnie White	6-1	240	Jr-2L	St. Louis, Mo. (De Smet HS)	32 tackles, 3.0 sacks for 20 yards, 4.5 TFLs for 26 yards, 1 PBU, 2 QBH
	58	Maurice Daniels	6-4	219	Jr-JC	Coalinga, Calif. (West Hills College/Robeson HS)	37 tackles, 5.5 sacks for 32 yards, 11.5 TFLs for 58 yards, 4 PBU, 1 FF, 2 QBH
MLB	49	Dakota Cox	6-0	231	Jr-2L	Draper, Utah (Juan Diego HS)	73 tackles, 4.0 sacks for 14 yards, 10.0 TFLs for 26 yards, 1 INT for 8 yards, 1 PBU, 1 QBH
	32	Michael Arredondo	6-1	230	Sr-3L	Phoenix, Ariz (Desert Vista HS)	Five tackles
WLB	20	Ryan Langford	6-4	235	Sr-1L	Davenport, Iowa (Iowa Western CC/Assumption HS)	44 tackles, 2.0 sacks for 13 yards, 6.5 TFLs for 21 yards, 2 PBU, 1 INT for 7 yards, 1 FR for 0 yards
-or-	2	Kimmie Carson	6-0	213	So-1L-RS	Tulsa, Okla. (East Central HS)	56 tackles, 2.5 sacks for 21 yards, 7.0 TFLs for 30 yards, 1 QBH
LCB	19	Nias Martin	5-10	175	Jr-JC	Baltimore, Md. (Hartnell College/Dunbar HS)	25 tackles, 2.0 TFLs for 4 yards, 2 PBU, 1 FR for 77 yards, 1 TD
	4	Isaiah "I.B." Brown	5-11	187	Jr-2L	San Antonio, Texas (Katy HS)	11 tackles, 1 PBU
SS	35	Kenneth Maxwell	6-0	193	Jr-1VL	Center Hill, Fla. (Prairie View A&M/South Sumter HS)	Seven tackles
	12	Ryan Santos	5-10	190	Jr-2L-RS	Klein, Texas (Klein Collins HS)	41 tackles, 1 PBU
FS	14	Daniel Henry	6-1	196	Jr-RS	San Diego, Calif. (Iowa Western CC/Weber State/La Jolla Country Day)	49 tackles, 1.0 sacks for 4 yards, 3.0 TFL for 11 yards, 2 PBU, 1 FR for 0 yards, 1 QBH
	22	Markel Byrd	5-11	195	So-1L-RS	San Diego, Calif. (Horizon Christian Academy)	40 tackles, 1.0 sacks for 10 yards, 2.0 TFLs for 13 yards, 3 INT for 25 yards, 2 PBU
LOCK	28	Jake Rothschilder	5-7	190	So-RS	Westlake Village, Calif. (Westlake HS)	20 tackles, 2.0 TFLs for 2 yards, 1 PBU
	5	Lee Crosby	5-11	201	Jr-RS	Baltimore, Md. (Snow College/Baltimore City HS)	49 tackles, 1.0 sacks for 7 yards, 5.0 TFLs for 16 yards, 1 FF, 1 FR, 1 TD, 2 INT for 29 yards, 3 PBU
RCB	3	Cranston Jones	5-8	172	Sr-3L	Mesquite, Texas (West Mesquite HS)	25 tackles, 1.0 TFL for 3 yards, 2 INT for 15 yards, 4 PBU
	21	Donnie Duncan	5-11	191	Sr-3L-RS	Cerritos, Calif. (Alexander Hamilton HS)	28 tackles, 1.0 TFLs for 2 yards, 2 PBU

**SPECIAL TEAMS**

Pos.	#	Player	Ht.	Wt.	Cl.-Ex.	Hometown (Last School)	Notes
FGs	90	Zack Rogers	5-9	191	Sr-1L-2SQ-RS	Rio Rancho, N.M. (Rio Rancho HS)	2-3 (42G, 28 BLK, 32G), 15-15 XP (game-winner with 55 seconds left vs. Hawai'i)
	95	Jason Sanders	5-11	186	So-1L	Orange, Calif. (Villa Park HS)	3-7 FG (28G, 42WR, 35WR, 32G, 22G, 29WL, 41 WR), 22-22 on XP
KOs	95	Jason Sanders	5-11	186	So-1L	Orange, Calif. (Villa Park HS)	36 touchbacks on 53 kickoffs, start position of the 25 yard line, 1 OB
	90	Zack Rogers	5-9	191	Sr-1L-2SQ-RS	Rio Rancho, N.M. (Rio Rancho HS)	No kickoffs this season
P	90	Zack Rogers	5-9	191	Sr-1L-2SQ-RS	Rio Rancho, N.M. (Rio Rancho HS)	Has 59 punts for 41.3 yard average, long of 69, 2 TBs, 19 FC, 17 I20, 12 50+
	94	Sam Gentry	6-6	242	Jr-2SQ-RS	Albuquerque, N.M. (Eldorado HS)	No punts this season
DS	97	Steven Romero	6-1	225	Jr-2L	Albuquerque, N.M. (La Cueva HS)	Starting long snapper for the last three seasons
	30	Wendell Carter	5-7	180	Sr-2SQ-RS	Winslow, Ariz. (Winslow HS)	Has not snapped in a game
Hold	94	Sam Gentry	6-6	242	Jr-2SQ-RS	Albuquerque, N.M. (Eldorado HS)	First year as holder
	10	Austin Apodaca	6-3	207	Jr-JC	Longmont, Colo. (Mesa CC/Washington State/Silver Creek HS)	Washington State's holder in 2013
KOR	24	Carlos Wiggins	5-8	166	Sr-3L	Plano, Texas (Plano West HS)	Has 14 returns for 413 yards, 39.5 yard average, long of 100, 1 TD (5 career KO TDs)
	20	Daryl Chestnut	5-8	188	So-JC	Miami, Fl. (Christopher Columbus HS/Coffeyville JC)	Has 6 returns for 109 yards, 18.2 average, long of 30
	25	David Anaya	5-9	205	Sr-3L	Roswell, N.M. (Goddard HS)	No returns this season
PR	24	Carlos Wiggins	5-8	166	Sr-3L	Plano, Texas (Plano West HS)	Has 8 returns for 51 yards, 6.4 average, long of 23
	22	Chris Davis, Jr.	5-6	171	So-1L	Westlake Village, Calif. (Oaks Christian HS)	Has 1 returns for 0 yards, 0.0 average, long of 0

**NEW MEXICO WEEKLY PRACTICE & MEDIA SCHEDULE (MOUNTAIN TIME)**

**GENERAL INFORMATION**

Name of School ..... University of New Mexico  
 City/Zip ..... Albuquerque, N.M. 87106  
 Founded ..... 1889 by Territorial Legislature  
 Enrollment ..... 28,800  
 Nickname ..... Lobos  
 School Colors ..... Cherry and Silver  
 Stadium ..... Branch Field at University Stadium  
 Capacity ..... 39,224  
 Conference ..... Mountain West  
 Affiliation ..... NCAA I  
 President ..... Dr. Robert Frank  
 Vice President for Athletics ..... Paul Krebs  
 Athletic Dept. Phone ..... 505-925-5501  
 Ticket Office Phone ..... 505-925-LOBO

**COACHING STAFF**

Head Coach ..... Bob Davie  
 Alma Mater, Year ..... Youngstown State, 1977  
 Record at School (years) ..... 17-30, 4th season  
 Career Record (years) ..... 52-55, 9th season  
 Football Office Phone ..... 505-925-5700  
 Best Time of Day to Reach Coach ..... Contact SID  
 Assistant Coaches .....  
 Bob DeBesse ..... Off. Coord./QBs  
 Scott Baumgartner ..... WRs  
 Clay Davie ..... TEs  
 Jason Lenzmeier ..... OL  
 Apollo Wright ..... Special Teams/RBs  
 LaMar Bratton ..... Grad. Asst. (Offense)  
 Mitchell Kleinschrodt ... Grad. Asst. (Offense)  
 Kevin Cosgrove ..... Def. Coord./LBs  
 Charles McMillian ... Def. Passing Game Coord/S  
 Barry Sacks ..... DL  
 Al Simmons ..... CBs  
 Andrew Aho ..... Grad. Asst. (Defense)  
 Ivan Cordova ..... Grad. Asst. (Defense)  
 Dir. of Football Ops ..... Brian DeSpain  
 Asst. Dir. of Ops ..... Evan Barker  
 Video Coordinator ..... Chris Crooks  
 Videographer ..... Paul Kasero  
 Dir. of Recruiting ..... Josh Sternquist  
 Dir. of Player Development ..... Trent Martin  
 Athletic Performance ..... Ben Hilgart  
 Asst. Athletic Performance ..... Kyle Kudrna  
 G.A. Athletic Performance ..... Kasey Carrier

**TEAM INFORMATION**

2014 Overall Record ..... 4-8  
 2014 Mountain West Record/Finish ..... 2-6/5th Mt.

**HISTORY**

First Year of Football ..... 1892  
 Overall All-Time Record ..... 468-573-31  
 Number of Bowls/last ..... 11/2007  
 Bowl Record ..... 3-7-1  
 NFL Draft Picks ..... 64

**COMMUNICATIONS**

Press Box Phone ..... 505-925-5805  
 SID Mailing Address ..... New Mexico Athletics  
 Colleen J. Maloof Administration Building  
 1 University of New Mexico  
 MSC04 2680  
 Albuquerque, NM 87131-0001  
 Overnight Address ..... New Mexico Athletics  
 Colleen J. Maloof Administration Building  
 1414 University Boulevard SE  
 Albuquerque, NM 87106

**SOCIAL MEDIA**

Website ..... www.golobos.com



@NewMexicoFB



/UNMLoboFootball

<b>MONDAY</b>	<b>TUESDAY</b>	<b>WEDNESDAY</b>	<b>THURSDAY</b>	<b>FRIDAY</b>	<b>SATURDAY</b>	<b>SUNDAY</b>
<b>Practice</b> 10:30-11:40 a.m.	<b>Practice</b> 9:15-11:00 a.m.	<b>Practice</b> 9:15-11:00 a.m.	<b>Practice</b> 9:45-11:15 a.m.	<b>Practice</b> Travel	<b>Game</b> 8:15 p.m. at Boise State	<b>Practice</b> OFF
<b>Media</b> Open first 30 minutes Interviews after practice (Players & Coaches) LoboTalk 7-9 p.m. - Chama River	<b>Media</b> Open first 30 minutes Interviews after practice (Players) Press Conference at 12:00 p.m. (Press Box Zia II)	<b>Media</b> Open first 30 minutes Interviews after practice (Players & Coaches)	<b>Media</b> Open first 30 minutes No Media Availability Except Coaches	<b>Media</b> No Media Availability	<b>Media</b> Coach Davie and Select Players after game	<b>Media</b> None

**NEW MEXICO MEDIA POLICIES & PROCEDURES**

**Bob Davie Interview Opportunities**

Coach Davie has several media availability times during the week. He is available after practices on Monday, Wednesday and Thursday. He also meets with the local media on Tuesday at noon as part of UNM's weekly fall sports media luncheon (other fall sport coaches meet with the media at 11:30 a.m. prior to Davie speaking). For weeks that have a Friday game, the entire week is pushed backwards one day.

**New Mexico Media Luncheon**

The New Mexico Media Luncheons are Tuesdays from 11:00 a.m. to 12:30 p.m. Coach Davie is available at noon. Audio and video clips from Davie are available at www.golobos.com. The press conferences are also streamed on GoLobos.com by LoboTV. Please note that the Mountain West no longer will conduct a football coaches teleconference. The luncheon is on the Zia II level of the West Pressbox.

**New Mexico Player Interview Opportunities**

All player interviews must be arranged through the UNM athletics communications office. The main time for interviews is after practice. Wednesday is the last day for player interviews, and Tuesday is the last day for quarterback interviews. For lengthier interviews, please call the communications office to arrange, which we are happy to do, working around class schedules. These will normally take place in the communications suite in the Maloof Center.

Postgame: The UNM locker room is closed. Requested players will be brought to an area to be determined after home games and outside the locker room for road games.

**Wireless in the Press Box**

The press box at University Stadium is fully equipped for wireless connections. Access is free, but those wanting access need their own internal or external wireless cards. Phone lines are available.

**www.collegepressbox.com**

CollegePressBox.com gives the media one-stop access to updated contact information, media guides, game books, photos, quotes, links and more for each of the league's schools and the Mountain West office. Log-in information will be provided by the MW office to accredited media, or you can apply for a password by sending an e-mail to password@collegepressbox.com.

**Ticket Information**

- online at unmtickets.com
- by calling 925-5858 or toll-free at 800-955-HOWL.
- Albertson's stores in Albuquerque, Rio Rancho, Los Lunas and Santa Fe
- Lobo Ticket Office inside the Pit at the NW corner of University & Cesar Chavez boulevards from 8:30-5 Monday-Friday
- UNM Bookstore (Bookstore Ticket Office is closed on Mondays) For more information call the New Mexico Athletics Ticket Office at (505) 925-5626 or 1-800-955-HOWL (4695). Call (505) 925-5500 for group tickets and ask to speak to a customer service representative.

On Game Day, the northeast box office at University Stadium opens four hours prior to kickoff, and the Lobo Ticket Office at the Pit opens three hours before game time. The northwest University Stadium box office opens 90 minutes before kickoff.

**Lobo Talk & The Lobo Coaches Show**

Host Robert Portnoy and coach Bob Davie discuss UNM football at Lobo Talk Wednesdays. The show airs from 7-9 p.m. at Chama River Brewing Co. Fans can call 866-350-4309 to ask coach Davie a question. The Lobo Coaches Show will be on ROOT Sports starting the second week of the season.

**Game Credentials**

Regular UNM media will receive game credentials prior to the start of the season. For media members with season credentials, that pass also serves as a parking pass for the Baseball East or Baseball South lot across from the stadium.

Visiting team media should request single-game credentials through their team's media relations office. Parking passes for the Baseball East and media lots will be needed.

Media members not associated directly with a team can email requests to fmercog@unm.edu. Please have these Wednesday of game week (Tuesday for Friday night home games).

For media members picking up credentials at will call without parking passes, it is located in the Northeast corner of the stadium by Gate 7 or 8. With parking passes credentials will be located at the University Drive entrance to the Baseball & Pit East lots with the parking attendant. This should allow you to get your credential without having to wait in line or deal with parking on the north side of the stadium.

**GAME DAY COACHING LOCATIONS**

**BOOTH**

Bob DeBesse ..... Off. Coord./QBs  
 Clay Davie ..... TEs  
 Mitchell Kleinschrodt Grad. Asst. (Offense)  
 Barry Sacks ..... DL  
 Al Simmons ..... CBs  
 LaMar Bratton ..... Grad. Asst. (Offense)  
 Ivan Cordova ..... Grad. Asst. (Defense)

**SIDELINES**

Scott Baumgartner ..... WRs  
 Jason Lenzmeier ..... OL  
 Apollo Wright ..... Special Teams/RBs  
 Kevin Cosgrove ..... Def. Coord./LBs  
 Charles McMillian... Passing Game Coord/S  
 Andrew Aho ..... Grad. Asst. (Defense)

**LOBO RADIO NETWORK**

Every New Mexico football game is broadcast over the Lobo Radio Network. 770 KKOB-AM in Albuquerque is the flagship. Robert Portnoy is in his third season of play-by-play broadcasting with the University of New Mexico. The Lobo Radio Network:

Albuquerque	KKOB-AM	770 AM
Aztec	KLJH-FM	96.1 FM
Bloomfield	KLJH-2	107.1FM
Carlsbad	KATK-AM	740 AM
Farmington	KLJH-FM	107.1 FM
Farmington	KLJH-FM	96.1 FM
Farmington	KLJH-1	107.1 FM
Gallup	KYVA-AM	1230 AM
Gallup	KYVA-AM	94.9 FM
Grants	KMIN-AM	980 AM
Hobbs	KWMW-FM	105.1 FM
Las Vegas	KBQL-FM	92.7 FM
Mancos, CO	KLJH-FM	107.9 FM
Pagosa Springs, CO	KLJH-FM	98.3 FM
Santa Fe	KVSF-AM	1400 AM
Ruidoso	KWMW-FM	99.1 FM
Ruidoso	KRUI-AM	1490 AM
Socorro	KYRN-FM	102.1 FM
Window Rock, AZ	KLJH-FM	92.3 FM

Lobo games will be broadcast in Spanish on ESPN Deportes New Mexico on KRZY-AM 1450 and José 105.9 FM, Albuquerque, thanks to an agreement between UNM Athletics and Entrevision NM. Carlos Fourzan will handle the play-by-play duties with Ben Becerra providing analysis.

**ROSTER BREAKDOWN**

**LETTERMEN RETURNING (46)**

**Offense (22): QB** (1) Lamar Jordan\*, **RB** (4) David Anaya\*\*, Teriyon Gipson\*\*, Romell Jordan\*, Jhurell Pressley\*\*\*, **WR** (5) Marquis Bundy\*\*\*, Chris Davis\*, Dameon Gamblin\*\*, Ridge Jones\*\*, Carlos Wiggins\*\*, **TE** (4) Chris Edling\*\*, Cole Gautsche (position switch from QB)\*\*\*, Nick Lehman\*, Reece White\*\*\*; **OL** (8) Garrett Adcock\*\*, Andrew Aqua (SQ in 2014)\*, Reno Henderson\*, Jack Lamm (RS in 2014)\*, Bryan Oldenkamp\*, Eden Mahina\*, Dillon Romine\*\*, Jack Ziltz (position switch from DL)\*;

**Defense (21): DL** (6) Nik D'Avanzo\*\*, Garrett Hughes\*, Chris Lee\*, Kene Okonkwo\*, Christopher Smalls (SQ in 2014)\*, William Udeh\*\*, **LB** (6) Michael Arredondo\*\*, Kimmie Carson\*, Dakota Cox\*\*, Ryan Langford\*, Geoff Smelser\*, Donnie White\*\*, **S** (5) Tayo Adewon\*, Ricky Bennett\*, Kenneth Maxwell\*, John Russo\*\*, Ryan Santos\*\*, **CB** (4) Markel Byrd\*, Isaiah Brown\*\*, Donnie Duncan\*\*, Cranston Jones\*\*

**Specialists (3):** Zack Rogers\* (P/K), Steven Romero\*\* (LS), Jason Sanders\* (KO)  
\*denotes letters won

**STARTERS RETURNING (17)**

**Offense (7):** OL Garrett Adcock, QB Cole Gautsche, RB Teriyon Gipson, OL Reno Henderson, OL Eden Mahina, RB Jhurell Pressley, TE Reece White

**Defense (7):** FS Markel Byrd, DE Nik D'Avanzo, LB Kimmie Carson, LB Dakota Cox, CB Cranston Jones, LB Donnie White, DT William Udeh

**Specialists (3):** P/K Zack Rogers, LS Steven Romero, KO Jason Sanders

**STARTERS LOST (8)**

**Offense (4):** OL LaMar Bratton, WR Tyler Duncan, WR Jeric Magnant, OL Jamal Price

**Defense (4):** DE Brett Bowers, CB SaQwan Edwards, SS David Guthrie, SLB Tevin Newman

**Specialists (0):** None

**The Opening List**

When Delane Hart-Johnson was a Philadelphia Phillies bat boy a few years back (no really, he was a bat boy for the Phillies), catching 80-yard bombs for the New Mexico Lobos was probably not anywhere in his mind. However, Hart-Johnson in an eight day span has done something no Lobo had ever done. Against Utah State, he hauled in an 86-yard touchdown pass, and then a week later against Boise State he hauled in an 81-yard pass to the one-yard line. The 86-yard pass was the fifth-longest in school history, and the 81-yarder is tied for the 11th-longest. Only one other player in school history, Dwight Counter, has ever had two 80-yard receptions in a career, but Counter did it over a span of 343 days, not seven. Overall there have been 17 pass plays at UNM of 80 or more yards, and those are the subject of this week's opening list.

No.	Player	Year
98	Al Owens from Barry Garrison vs. BYU	9/26/1987
89	Emilio Vallez from Rick Beitler vs. Arizona	10/8/1966
88	Sam Scarber from Terry Stone vs. UTEP	9/21/1968
87	Martinez Williams from Graham Leigh vs. San Diego State	10/17/1998
<b>86</b>	<b>Delane Hart-Johnson from Lamar Jordan vs. USU</b>	<b>11/7/2015</b>
85	Dwight Counter from Casey Kelly vs. CSU	11/17/2001
84	Herb Bradford from Jim Cromartie vs. UTEP	10/7/1961
84	Tori Brown from Billy Rucker vs. NMSU	9/14/1985
84	Turhon O'Bannon from Stoney Case vs. TCU	9/11/1993
82	Eric Morgan from Jeremy Leach vs. Wyoming	10/28/1989
<b>81</b>	<b>Delane Hart-Johnson from Austin Apodaca at BSU</b>	<b>11/7/2015</b>
81	Chris Hernandez from Brad Gruner vs. TCU	8/30/2008
80	W.B. Calland from Cecil Sapanski vs. Texas Tech	11/18/1944
80	Ricky Martin from Brad Wright vs. Texas Tech	10/14/1978
80	Keith Magee from Brad Wright vs. NMSU	9/27/1980
80	Dwight Counter from Casey Kelly vs. Utah	10/26/2002
80	Deon Long from B.R. Holbrook vs. UNLV	11/12/2011

**Lobos Still Rank High in Defensive Yards Per Game**

Despite allowing 638 yards to Boise State, the most UNM has allowed to any team this year, the Lobos are still one of the most improved defenses in the nation. A year ago in 2014, the Lobos allowed 519 yards per game (a total that was 127th out of 128 teams). This season in 2015, the Lobos are allowing an average of 430.9 yards per game, and that number moved UNM up to 95th. But that's also a difference of -88.1 yards per game. That difference from a year ago actually ranks the Lobos as the sixth-most improved defense in the NCAA this season.

Rk	Team	2014 Avg	2015 Avg.	Difference
1.	North Carolina	497.8	382.2	-115.6
2.	Illinois	456.4	351.7	-104.7
3.	Southern Miss	451.4	346.9	-104.5
4.	Kent State	430.3	339.0	-91.3
5.	Air Force	394.7	305.6	-89.1
<b>6.</b>	<b>New Mexico</b>	<b>519.0</b>	<b>430.9</b>	<b>-88.1</b>
7.	Boston College	324.2	236.5	-87.7
8.	Vanderbilt	399.7	319.7	-82.4
9.	Western Kentucky	511.8	429.5	-80.4
10.	Boise State	528.9	302.4	-73.0

**Nothing Helps More Than Scoring Defense**

Yards are important, but it's not a yardbook, it's a scoreboard. The Lobos have cut 9.8 points per game off their total from a year ago, and that ranks UNM 10th nationally among the most improved defenses.

Rk	Team	2014 points/game	2015 points/game	Difference
1.	North Carolina	39.0	18.8	-20.2
2.	Vanderbilt	33.3	17.4	-15.9
3.	Southern Miss	35.4	21.4	-14.0
4.	Western Kentucky	39.9	36.5	-13.4
5.	Illinois	34.0	23.3	-11.7
6.	Toledo	30.5	18.8	-11.7
7.	California	39.8	28.2	-11.6
8.	Colorado	39.0	28.2	-10.8
9.	Connecticut	29.8	19.3	-10.5
<b>10.</b>	<b>New Mexico</b>	<b>35.9</b>	<b>26.1</b>	<b>-9.8</b>

**FLASH 40 BREAKDOWN**

UNM's game vs. Arizona State marked the 40th game of the Bob Davie tenure. This chart give a quick look back at his first 40 games, and the previous 40 games for the program. As you can see, his rebuilding job was a little tougher than most.

	First 40	Last 40	Diff.
Won/Loss	3-37	12-28	+9
Scoring Margin	-24.2	-6.4	+17.8
Total Offense	296.1	396.6	+100.5
Scoring Offense	14.4	28.9	+14.5
Scoring Defense	38.7	35.3	-3.4
Turnover Margin	-20	+10	+30
Penalties	264	183	-81
Penalty Yards	2,222	1,635	-587

**THE TALE OF THE TAPE**

**Starters Average Heights and Weights**

	UNM	CSU
OL/TE	6-3 1/2, 286.3	6-4 1/6, 289.2
Skill Pos.	5-10 1/2, 192.2	5-11 2/3, 200.8
Defensive Line	6-1 1/3, 280.7	6-4, 280.0
Linebackers	6-1 2/3, 234.2	6-1 2/3, 236.7
Defensive Backs	5-11, 189.2	6-1, 202.5

**Class Breakdown of Starters**

	UNM		CSU	
	Off	Def	Off	Def
Seniors	8	2	5	8
Juniors	2	8	3	2
Sophomores	1	1	4	1
Freshmen	1	0	0	0

**HONORS**

**Garrett Adcock - OL**

Phil Steele: Preseason Third Team All-Mountain West  
College Football Preview: Honorable Mention First Team All-Mountain West  
NFL.com: #5 Smartest Player in College Football

**Dakota Cox - LB**

College Football Preview: Preseason First Team All-Mountain West  
Phil Steele: Preseason Second Team All-Mountain West  
Athlon: Preseason Second Team All-Mountain West

**Nik D'Avanzo - DL**

Phil Steele: Preseason Third Team All-Mountain West  
College Football Preview: Honorable Mention All-Mountain West

**Teriyon Gipson - RB**

College Football Preview: Honorable Mention All-Mountain West

**Reno Henderson - OL**

Phil Steele: Preseason Third Team All-Mountain West  
College Football Preview: Honorable Mention All-Mountain West

**Cranston Jones - CB**

College Football Preview: Honorable Mention All-Mountain West

**Ridge Jones - WR/KR**

Phil Steele: Preseason Second Team All-Mountain West  
Athlon: Preseason Second Team All-Mountain West

**Eden Mahina - OL**

College Football Preview: Honorable Mention All-Mountain West

**Jhurell Pressley - RB**

College Football Preview: Honorable Mention All-Mountain West  
Phil Steele: Preseason Second Team All-Mountain West  
Athlon: Preseason Second Team All-Mountain West  
NFL.com: #7 Most Explosive Player

**Carlos Wiggins - WR/KR**

NFL.com: #11 Best Player 5-8 or Smaller  
Preseason All-MW Returner  
Mountain West Special Teams Player of the Week, Oct. 19

**LOBOS IN THE MW/NEAR**

Category	Avg	MW	NCAA
Rushing Offense	231.4	2	13
Passing Offense	138.6	11	121
Total Offense	370.0	7	89
Scoring Offense	28.4	7	T-68
Rushing Defense	188.8	6	92
Pass Defense	242.1	11	85
Total Defense	430.9	9	95
Scoring Defense	26.1	5	60
Net Punting	39.6	4	25
Punt Returns	5.7	10	98
Kickoff Returns	22.3	6	44
Turnover Margin	+0.60	4	T-22
Passing Eff.	115.8	10	101
Pass Eff. Defense	134.3	8	86
Time of Possession	29:39	9	69
3rd Down Conversions	34.1	10	111
Opp 3rd Down Conversions	42.4	10	95
Sacks For	27	T-2	T-22
Sacks Against	9	2	T-5
Penalty Yards Per Game	70.0	11	111
Red Zone Offense	75.9%	10	T-110
Red Zone Defense	65.8%	1	3
Interceptions-Byrd	0.30	T-4	T-45
Passing Yards Per Game-L. Jordan	82.4	9	--
Apodaca	71.6	10	--
Total Offense-L. Jordan	138.8	8	--
Kickoff Returns-Wiggins	29.5	2	5
Punting-Rogers	41.3	9	--
Kick Scoring-Sanders	3.1	10	--
Field Goals-Sanders	0.3	10	--
PAT%-Sanders	1.00	T-1	--
Rogers	1.00	T-1	--
Tackles-Cox	7.3	T-12	--
Sacks-Daniels	0.55	5	--
TFLs-Daniels	1.15	T-7	--
Fumble Recoveries-R. White	0.22	T-4	T-17

The Lobos this season have played five teams that they also played last season. In all five games, New Mexico has allowed fewer points this season than they did last season.

Team	2014	2015	Improvement
Arizona State	58	34	24
Wyoming	30	28	2
New Mexico State	35	29	6
Utah State	28	13	15
Boise State	60	24	36

**#LOBOWling**

Apparently that hashtag is a thing. New Mexico is bowl eligible after picking up win number six and barring some absolutely ridiculous circumstances, the program will play in its 12th bowl game. Which one it is ... well that's a good question. Here are the Mountain West Bowls that New Mexico has a shot at. New Mexico has six bowls with the possibility of a seventh.

The league champion will go to either the Royal Purple Las Vegas Bowl (vs. Pac-12) or the Hawaii Bowl (vs. The American), with the champion going to whichever Bowl BYU elects to not go to this season. The other bowls are the San Diego County CU Poinsettia Bowl in San Diego (vs. Navy), the Gildan New Mexico Bowl (vs. Conference USA), the Famous Idaho Potato Bowl (vs. MAC), the Nova Home Loans Arizona Bowl (vs. Conference USA) and the Armed Forces Bowl (vs. Big Ten). The league also has a secondary agreement with the Cactus Bowl is the Big 12 or the Pac-12 cannot fulfill all their Bowl obligations.

UNM is 3-7-1 in Bowl games, having won the 2007 New Mexico Bowl 23-0 over Nevada in its last bowl game.

**Now it's Official**

New Mexico's win over Boise State made UNM 6-4. It's the latest that the Lobos have been two games over .500 in since ending the 2007 season 9-4.

New Mexico's four conference wins are the most since 2007 when the program went 5-3 in the league. Since then, UNM has gone 2-6 in 2008, 1-7 in 2009 and 2010, 1-6 in 2011, 1-7 in 2012 and 2013 and 2-6 in 2014.

**No Cute Headline for This One....A Simple WHOA Will Suffice.**

The Lobos are currently 4-2 in conference play, which is the first time that UNM has been over .500 this late in conference play since 2007, when the Lobos were 5-3 at the end of the season.

In 2008, New Mexico actually started the season 2-2 in Mountain West play, and then most folks know what followed. Four straight losses and overall a 3-37 record over the next 40 games.

So, how much progress have the Lobos made under Bob Davie? There might be no better single stat than this... In New Mexico's last 11 Mountain West games, the team is 6-5. Those six wins are more than the total amount of conference wins over the previous 46 conference games (5-41).

**Lobos Pick Up Two Mountain West Players of the Week**

The Lobos earned a pair of Player of the Week honors from the Mountain West, as linebacker Ryan Langford and punter/kicker Zack Rogers were the Defensive and Special Teams Player of the Week respectively. It's the first weekly honor for both players, whom are both seniors.

For Langford, he recorded a season-high eight tackles (three solo), including a half sack, a fumble recovery and an interception in New Mexico's 31-24 win at Boise State. Both of his takeaways occurred inside the Lobo 5-yard line and halted Bronco scoring drives. His first takeaway was an interception on Boise State's opening drive of the game when he picked off quarterback Brett Rypien at the 3-yard line. It marked the first time the Broncos had a turnover in the red zone in their last 99 drives.

With the Lobos up 14-3 in the second quarter, he recovered a fumble at the Lobo 1-yard line to end another potential scoring threat. His half-sack came with under five minutes to go in the fourth quarter on a drive that ended up being UNM's fourth red zone stop of the day. Langford was making his first start, starting in place of Kimmie Carson, who had to sit out the first half due to a suspension after a

**THE TURNOVER TABLE**

2014	Takeaways	Pts.	Giveaways	Pts.
UTEP	0	0	3	7
ASU	1	7	3	21
at NMSU	2	0	1	7
FS	2	3	0	0
at UTSA	2	7	0	0
SDSU	4	0	1	0
at AFA	1	7	2	7
at UNLV	3	10	1	0
BSU	0	0	0	0
at USU	1	7	1	0
at CSU	2	7	4	20
WYO	1	7	2	0
<b>Total</b>	<b>19</b>	<b>55</b>	<b>18</b>	<b>62</b>

UNM Turnover Margin: +1

UNM TO Scoring Margin: -7 (UNM 9-19, Opp 9-18)

2015	Takeaways	Pts.	Giveaways	Pts.
MVSU	3	17	0	0
TULSA	1	0	2	10
at ASU	1	3	1	0
at WYO	2	3	0	0
NMSU	3	7	2	6
at UNR	2	10	2	7
HAW	2	7	2	10
at SJSU	0	0	2	7
USU	2	7	1	3
at BSU	4	10	2	7
CSU				
AFA				
<b>Total</b>	<b>20</b>	<b>64</b>	<b>14</b>	<b>50</b>

UNM Turnover Margin: +0.60

UNM TO Scoring Margin: +14 (UNM 12-20, Opp 10-14)

**STAT OF THE WEEK**

114

That is the number of plays that Boise State ran on Saturday against New Mexico. The Lobos, despite having to defend against that amount of plays, allowed just three touchdowns on the night.

LAST TIME VS. COLORADO STATE

Score by Quarters	1	2	3	4	Total
New Mexico	0	7	6	7	20
Colorado State	7	30	21	0	58

Qtr Time Scoring play

1st 13:05 CS - HIGGINS, Rashar 7 yd pass from GRAYSON, Garret (ROBERTS, Jared kick), 5-24 1:48  
 2nd 11:45 CS - HART, Dee 2 yd run (ROBERTS, Jared kick), 16-86 7:05  
 10:28 CS - HART, Dee 6 yd run (ROBERTS, Jared kick failed), 3-31 1:10  
 06:49 NM - JORDAN, Romell 10 yd run (ROBERTS, Zack kick), 7-75 3:39  
 05:42 CS - HART, Dee 76 yd run (ROBERTS, Jared kick), 2-78 0:53  
 03:30 CS - HART, Dee 20 yd pass from GRAYSON, Garret (ROBERTS, Jared kick), 3-59 0:59  
 00:00 CS - ROBERTS, Jared 32 yd field goal, 7-80 1:18  
 3rd 13:19 CS - HART, Dee 4 yd run (ROBERTS, Jared kick), 4-60 1:41  
 05:57 CS - HIGGINS, Rashar 28 yd pass from GRAYSON, Garret (ROBERTS, Jared kick), 9-97 4:04  
 03:55 NM - JORDAN, Romell 11 yd run (ROBERTS, Zack kick failed), 4-82 1:55  
 03:17 CS - HART, Dee 55 yd run (ROBERTS, Jared kick), 2-75 0:38  
 4th 11:11 NM - GIPSON, Teriyon 10 yd run (ROBERTS, Zack kick), 3-41 1:14

	NM	CS
FIRST DOWNS	15	32
RUSHES-YARDS (NET)	40-301	45-292
PASSING YDS (NET)	55	406
Passes Att-Comp-Int	11-3-2	36-26-0
TOTAL OFFENSE PLAYS-YARDS	51-356	81-698
Fumble Returns-Yards	0-0	0-0
Punt Returns-Yards	0-0	3-6
Kickoff Returns-Yards	6-134	1-32
Interception Returns-Yards	0-0	2-68
Punts (Number-Avg)	6-40.2	1-31.0
Fumbles-Lost	2-2	3-2
Penalties-Yards	5-58	7-76
Possession Time	27:10	32:50
Third-Down Conversions	3 of 10	9 of 15
Fourth-Down Conversions	0 of 0	2 of 4
Red-Zone Scores-Chances	3-3	6-8
Sacks By: Number-Yards	1-16	1-6

RUSHING: New Mexico-PRESSLEY, Jhurrel 7-109; GIPSON, Teriyon 13-86; JORDAN, Lamar 14-74; JORDAN, Romell 6-32; Colorado State-HART, Dee 20-230; ODEN JR, Jason 9-32; THOMPSON, Deron 8-20; GRAYSON, Garret 3-17; JARRELLS, Treyo 2-5; LOVETT, Charles 1-2; WILLIAMS, Eric 1-2; STEVENS, Nick 1-minus 16.  
 PASSING: New Mexico-JORDAN, Lamar 3-11-2-55; Colorado State-GRAYSON, Garret 23-29-0-389; STEVENS, Nick 3-7-0-17.  
 RECEIVING: New Mexico-EDLING, Chris 1-41; DUNCAN, Tyler 1-11; GIPSON, Teriyon 1-3; Colorado State-HIGGINS, Rashar 10-167; WILLIAMS, Xavie 6-90; LOVETT, Charles 2-44; HART, Dee 2-42; MASTERS JR, Eir 2-21; GAINES, Deionte 1-18; WALKER, Steven 1-11; WHITE, Jordan 1-7; LONG IV, Sammie 1-6.  
 INTERCEPTIONS: New Mexico-None; Colorado State-SIMMONS, Tyree 2-68.  
 FUMBLES: New Mexico-JONES, Ridge 2-2; Colorado State-HODGES, Preston 1-0; WILLIAMS, Eric 1-1; STEVENS, Nick 1-1.  
 New Mexico (3-8, 1-6) vs. Colorado State (10-1, 6-1)  
 Date: Nov 22, 2014 • Site: Fort Collins, Colo. • Stadium: SLF @ Hughes Stadium  
 Attendance: 22131  
 Kickoff time: 11:38 am • End of Game: 2:45 • Total elapsed time: 3:07  
 Officials: Referee: Rick Lourmiet; Umpire: Rick Podraza; Linesman: Bill Scott;  
 Line Judge: Keith Garamond; Back Judge: Donnie Altman; Field Judge: Jason Ledet;  
 Side Judge: James Murphy;  
 Temperature: 43 • Wind: E 1 mph • Weather: Partly Cloudy

PRONUNCIATION GUIDE

Players

- 2 **Dameon** Gamblin..... DAY ME in
- 4 **Romell** Jordan.....rah MEL
- 6 **Jhurrell** Pressley..... ju RELL
- 7 **Teriyon** Gipson..... teh REE ON GIP son
- 8 **Cole Gautsche**..... GOW chee
- 9 **Q' Drennan**.....QUE
- 10 **Austin Apodaca**..... ah pa DAH CAH
- 16 **Jacob Girdle**..... GRR gill
- 17 **Juwan Lawson**..... ja WAHN
- 23 **Tayo Adewon**.....TAY oh ADD ah WAHN  
 (Full name is **Oluwatayo Oluwadolapo** Adewon.....  
 .....oh LOU ah TAY oh oh LOY ah DOH la PO)
- 25 **David Anaya**..... ah NYE uh
- 27 **Bijon** Parker..... bee ZHAHN
- 28 **Diquon** Woodhouse..... DIH QWAN
- 32 **Michael Arredondo**..... ah ra DON doh
- 47 **Austin Ocasio**..... oh cah SEE yo
- 51 **Eden Mahina**.....EE din mah HEE na
- 59 **Toye Adewon**.....TOY YEA ADD ah WAHN
- 86 **David Georges**.....JORE JIS
- 87 **Anu Somoye**..... ah NEW sa MOY yea  
 (full name is **Anuoluwapo** ..... ah NEW ah LEW ah PO)
- 91 **Nic D'Avanzo**..... DEE ah VAAN zo
- 94 **Sam Gentry**.....jen TREE
- 98 **Kene Okonkwo**..... Kenny Oh CONK whoa

Coaches & Staff

- Bob **DeBesse**..... dih BESS
- Kevin **Cosgrove**.....CAHZ GROVE
- Scott **Baumgartner**..... baum GART ner
- Mitchell **Kleinschrodt**.....KLINE schrot
- Jason **Lenzmeier**..... LENS MY er
- Frank **Mercogliano**.....mer cog LEE AH no

LOBO CAPTAINS

For the 2015 season, the Lobos will once again have three captains. This year its senior tight end Reece White, junior line-backer Dakota Cox and sophomore quarterback Lamar Jordan. It's the second straight year that UNM has had a sophomore team captain, and UNM is one of nine FBS programs with a permanent sophomore captain (Colorado doesn't count for this as they rotate game captains). Here are the nine schools with a sophomore captain.

2015 Sophomore Captains (FBS)

- J.T. Barrett, QB, Ohio State
- Ja'Whaun Bentley, LB, Purdue
- Austin Corbett, OL, Nevada
- Zaire Franklin, LB, Syracuse
- Myles Garrett, DL, Texas A&M
- Lamar Jordan, QB, New Mexico
- Brad Kaaya, QB, Miami (Fla.)
- Matt Linehan, QB, Idaho
- DeAndre Scott, DB, Arizona State
- Colorado (leadership council, 2 sophomores, rotating game captains)

helmet-to-helmet hit against Utah State. For Rogers, he punted eight times for a 42.1 average, connected on a 32-yard field goal and was 4-for-4 on extra points.

With just over six minutes remaining in the fourth quarter and the Lobos' up 31-17, he saved a safety when he leaped for a high snap at the goal line and tipped it enough to slow it down. Rogers then caught the ball in the end zone, rolled to his right and punted the ball between two on-rushing Broncos for a 41-yard punt to the Boise State 44 yard line. BSU would not score on the next drive.

His final punt pinned Boise State at its own 10-yard line with 1:17 left in the game.

Red Zone? More Like The Dead Zone

At least it feels that way for New Mexico's opponents when they enter the Lobo 20-yard line.

On Saturday against Boise State, the Broncos got into the Lobo red zone six times, and came out of that with just 10 points. UNM forced BSU's first red zone turnover in 99 possessions when Ryan Langford picked off a pass at the 3-yard line.

For the season, New Mexico has allowed just 25 scores on 38 red zone possessions, an opponent success rate of 65.8%. That mark is the third-best mark in the nation. In addition, the Lobos have only allowed 15 touchdowns on those 38 red zone possessions, and that percentage of 39.5 is good for eighth nationally.

The Land of Enskackment

New Mexico picked up three more sacks against Boise State, giving UNM 27 on the season. It is their most sacks since getting 29 in the 2006 season. The Lobos are tied for 21st nationally in sacks, and the 171 yards in sack yardage is 29th-most in the NCAA this season.

As for the tackles for loss. The Lobos added 10.0 to their season total, and now have 80.0 for the season, a total that is good for a tie for seventh nationally, and the 308 yards in losses is good for 16th nationally.

Of course this goes the other way as well. UNM has allowed just nine sacks, and that is tied for fifth nationally, and UNM's 54 negative yardage scrimmage plays are tied for the 35th fewest in the NCAA.

Lobo Punting Still Getting It Done

For most teams, when you line up to punt the football, you are giving up a shot at a first down. But that's most teams. When you are UNM, it's pretty much a shot at a first down, because six times this season in nine games, the Lobos have lined up for a punt and somehow got a first down.

Four times Zack Rogers has punted and the punt was subsequently fumbled, and UNM has also gotten two first downs off fake punts. Amazingly enough the fake punts were in the same game. Rogers rushed for eight yards on fourth-and-five inside UNM territory against Tulsa, and then in the fourth quarter of that game he got two yards inside UNM territory on fourth-and-one.

Add to that Rogers is 15-for-15 on extra points and 2-for-3 on field goals, with one of his extra points coming with the game tied 27-27 with 55 seconds left against Hawai'i for the winning points.

A Long, Long Time Ago, He was a Safety. Maybe He Misses it Just a Little Bit

When you log into the NCAA website (www.ncaa.org), you can click on Division I and then hit the statistics button, and look at all of the football stats nationally. It's very productive use of your time, trust us. When you go there and look at the number of players who

UNM VS. COLORADO STATE STAT COMPARISON

UNM (10 gms) .....	Category.....	CSU (10 gms)
28.4.....	Points Per Game For .....	30.0
26.1.....	Points Per Game Against .....	27.4
173.....	First Downs .....	227
463.....	Rushing Attempts .....	407
2314.....	Rushing Yards .....	1667
5.0.....	Average Per Rush.....	4.6
231.4.....	Average Per Game.....	186.7
29.....	Rushing TDs.....	15
100-189-7 .....	Passing (Comp-Att-Int).....	184-306-14
53.5%.....	Completion Pct.....	60.1%
1386.....	Passing Yards.....	2306
138.6.....	Average Per Game.....	230.6
5.....	TD Passes.....	22
3700.....	Total Offense.....	4173
5.7.....	Avg. Per Play .....	5.9
370.0.....	Avg Per Game .....	417.3
16-7 .....	Fumbles-Lost .....	18-11
+0.60.....	Turnover margin/game .....	-1.30
59-39.6 .....	Punts-Net Avg.....	44-43.4
47/138 (34%).....	Third Down Conversion.....	66/145 (46%)
11/15 (73%).....	Fourth Down Conversion.....	10/15 (67%)
29:40 .....	Average time of possession.....	30:30
27-171 .....	Sacks-Yards .....	19-103

**NATIONAL POLLS**

**ASSOCIATED PRESS POLL  
(11/15/2015)**

Pl.	Team (First-place votes)	Record	Pts	+/-
1	Clemson(34)	10-0	1496	—
2	Ohio State(23)	10-0	1460	—
3	Alabama(4)	9-1	1424	—
4	Oklahoma State	10-0	1301	+1
5	Notre Dame	9-1	1286	+1
6	Iowa	10-0	1216	+2
7	Oklahoma	9-1	1182	+5
8	Florida	9-1	1055	+3
9	Michigan State	9-1	1008	+5
10	Baylor	8-1	946	-6
11	TCU	9-1	857	+2
12	North Carolina	9-1	791	+5
13	Houston	10-0	790	+3
14	Michigan	8-2	738	+1
15	Stanford	8-2	668	-8
16	Florida State	8-2	559	+3
17	LSU	7-2	549	-8
18	Utah	8-2	514	-8
19	Navy	8-1	465	+3
20	Northwestern	8-2	397	+4
21	Wisconsin	8-2	338	+2
22	USC	7-3	201	—
23	Oregon	7-3	170	—
24	Washington State	7-3	167	—
25	Ole Miss	7-3	44	—

**Dropped from rankings:** UCLA 18, Mississippi State 20, Temple 21, Memphis 25

**Others receiving votes:** Toledo 39, Arkansas 35, Memphis 32, Mississippi State 25, UCLA 18, Pittsburgh 15, Temple 13, Texas A&M 8, Georgia 8, Western Kentucky 4, Bowling Green 4, Air Force 1, Arkansas State 1.

**AMWAY/USA TODAY POLL  
(11/15/2015)**

Pl.	Team (First-place votes)	Record	Pts	LW
1	Clemson(28)	10-0	1560	+1
2	Ohio State(32)	10-0	1541	-1
3	Alabama(4)	9-1	1484	+1
4	Oklahoma State	10-0	1348	+1
5	Notre Dame	9-1	1333	+1
6	Iowa	10-0	1278	+2
7	Oklahoma	9-1	1240	+4
8	Florida	9-1	1132	+2
9	Michigan State	9-1	1020	+5
10	Baylor	8-1	999	-7
11	TCU	9-1	970	+1
12	North Carolina	9-1	801	+5
13	Michigan	8-2	759	+2
14	Houston	10-0	745	+2
15	Stanford	8-2	690	-8
16	Florida State	8-2	638	+2
17	LSU	7-2	584	-8
18	Utah	8-2	493	-5
19	Navy	8-1	456	+4
20	Wisconsin	8-2	447	+2
21	Northwestern	8-2	359	+3
22	Oregon	7-3	186	—
23	Washington State	7-3	155	—
24	USC	7-3	154	—
25	Ole Miss	7-3	70	—
	Mississippi State	7-3	70	-5

**Dropped from rankings:** UCLA 18, Temple 21, Memphis 25

**Others receiving votes:** UCLA 57, Memphis 51, Georgia 35, Toledo 33, Arkansas 28, Texas A&M 25, Temple 17, Pittsburgh 14, Western Kentucky 11, Bowling Green 8, Louisville 3, Appalachian State 2, Arkansas State 2, BYU 1, Marshall 1

have recovered at least two of their opponents fumbles, one name really sticks out. Reece White.

Of the 105 players in the FBS with at least two fumble recoveries, Reece White is the only tight end in the nation, and one of only two offensive players to have recovered two of their opponents fumbles, the other being Riley Bullough of Michigan State. White's two fumble recoveries have come on fumbled punts, and in successive games for UNM.

**He's Finger Kickin' Good**

Jason Sanders continues to be a standout and a weapon on kickoffs for the Lobos. He has hit 36 touchbacks on 53 kickoffs, a mark of 67.9 percent. That 67.9 mark is eighth nationally in touchback percentage. His 36 touchbacks rank tied for 20th nationally.

**Fourth Down Mentality**

Many teams don't like to go for it on fourth down. Never put the Lobos in that category. New Mexico is averaging almost two fourth-down attempts per game, and UNM is 11-for-15 (the only four misses were a dive play on 4th-and-4 in the red zone when up 66-0 on Mississippi Valley State, a failed 4th-and-1 in which UNM fumbled the ball unforced in the backfield and then a failed fourth-and-one in which UNM actually converted but on replay it was shown that Lamar Jordan's knee was on the ground when he took the snap and a faked punt)

UNM's 73.3 mark on fourth down is 12th nationally, but among teams that have attempted at least one per game, it's actually seventh.

**Breaking Up is Hard to Do...Wait...It's Actually Not**

Neil Sadaka had a number one single back in 1962 (University Stadium was two years old by the way) with the song "Breaking Up Is Hard to Do". That song, which was once referred to as "two minutes and sixteen seconds of pure pop magic" by Allmusic was not about pass break ups in college football, because the Lobo defense is showing that while that might be hard to do, we sure can do it.

UNM has 30 pass breakups this season, but they have been recored by 15 different players. That total is actually tied for 15th nationally as far as the most players on a team with a pass breakup.

Below is the complete list of all FBS teams with at least 15 players breaking up one pass.

No.	Team Total	PBU
19	Marshall	69
19	Alabama	60
19	Mississippi State	40
18	Boise State	46
17	Middle Tennessee	62
17	Colorado	48
17	Ole Miss	48
17	San Diego State	42
17	Utah	40
17	Minnesota	37
16	Tulsa	43
16	Wisconsin	40
16	Louisiana	38
16	Penn State	32
15	Southern Miss	47
15	Maryland	38
15	Florida State	37
15	Western Kentucky	36
15	Bowling Green	35
15	Arizona	33
15	Navy	31
15	New Mexico	30
15	South Carolina	29
15	ULM	27

**SPECIAL TEAMS TACKLES (2015)**

Player	Total	KO	Punt
David Anaya	5	2	3
Michael Walsh	5	2	3
John Russo	4	2	2
Reece White	3	0	3
Romell Jordan	2	2	0
Jhurell Pressley	2	0	2
Alex Hart	2	2	0
Travis Green	2	2	0
Daniel Henry	1	1	0
Jason Sanders	1	1	0
Maurice Daniels	1	1	0
Diquon Woodhouse	1	1	0
Jake Rothschilder	1	0	1
Ricky Bennett	1	0	1
Nik D'Avanzo	1	0	1
Bijon Parker	1	0	1
Steven Romero	1	0	1
Tayo Adewon	1	1	0
Michael Arrendondo	1	1	0
Donnie Duncan	1	1	0
<b>Totals</b>	<b>37</b>	<b>19</b>	<b>18</b>

**FLASH STAT**

15

That's the number of different Lobos who have recorded a pass break up this season, and those 15 Lobos have accounted for 30 pass break ups. Along with those 30 PBUs, UNM has picked off 10 passes, giving UNM 40 total passes defended for the year.

**STAT OF THE WEEK**

-1.4

That the difference in yards per carry allowed this season for New Mexico's defense (4.4 YPC) as opposed to 2014 (5.8 YPC). The -1.4 difference is the fourth-best in the nation this season, behind only Georgia State, Kent State and Troy.

**CAREER STARTS**

**OFFENSE**

<b>QBs</b> .....	'11	'12	'13	'14	'15	<b>Total</b>
13 L. Jordan.....			4	9		13
10 Apodaca.....					1	1
<b>RBs</b> .....	'11	'12	'13	'14	'15	<b>Total</b>

7 Gipson.....		3	9	7		19
6 Pressley.....		3	0	5	6	14
25 Anaya.....		2	0	3	1	6
4 R. Jordan.....			1	0		1
3 McQuarley.....				1		1
<b>TEs</b> .....	'11	'12	'13	'14	'15	<b>Total</b>

80 R. White.....		0	3	11	9	23
8 Gautsche.....		%4	%5	%6	0	15
48 Edling.....			0	3	0	3
88 Lehman.....				1	0	1
<b>WRs</b> .....	'11	'12	'13	'14	'15	<b>Total</b>

81 Bundy.....		1	12	0	9	22
24 Wiggins.....		0	6	1	7	14
2 Gamblin.....			4	1	6	11
82 Hart-Johnson.....				3	3	6
5 Reed.....				1	1	2
11 R. Jones.....			0	1	0	1
<b>OL</b> .....	'11	'12	'13	'14	'15	<b>Total</b>

75 Henderson.....			12	10		22
51 Mahina.....				12	10	22
62 Adcock.....		8		10	1	19
55 Jenkins.....			0	10	10	20
79 Oldenkamp.....		0	0	0	10	10
76 Romine.....		0	0	0	8	8
50 Lewis.....				1	1	2
66 Fonua.....				1	1	2

**DEFENSE**

<b>DL</b> .....	'11	'12	'13	'14	'15	<b>Total</b>
91 D'Avanzo.....			1	10	8	19
92 Udeh.....			0	6	9	15
95 Hughes.....				1	7	8
55 Timmons.....				2	2	4
53 Baker.....				2	2	4
59 Lee.....			0	1	1	2
98 Okonkwo.....			0	0	1	1
<b>LBs</b> .....	'11	'12	'13	'14	'15	<b>Total</b>

49 Cox.....		9	9	10		28
2 Carson.....				9	10	19
54 D. White.....		0	8	9		17
20 Langford.....			6	1		7
<b>DBs</b> .....	'11	'12	'13	'14	'15	<b>Total</b>

3 C. Jones.....		4	12	8	10	34
12 Santos.....			1	1	9	11
22 Byrd.....				8	2	10
14 Henry.....				0	9	9
5 Crosby.....				8	8	16
4 Brown.....			0	3	2	5
19 Martin.....				4	4	8
21 D. Duncan.....	*1		0	0	2	3
28 Rothschilder.....				2	2	4
Kenneth Maxwell.....						

\*started as wide receiver %started as a quarterback

**LOBOS IN THE PROS**

**Byron Bell Tennessee Titans Offensive Tackle**  
Bell was an undrafted free agent and is his fifth season in the NFL and first with Tennessee after four with the Panthers. He has started 58 games in his NFL career, playing in 64 of 66 games.

**Glover Quin Detroit Lions Safety**  
Quin is in his sixth season in the NFL, and second with Detroit. Glover was a 4th round draft choice, and the 112th overall pick by the Houston Texans in 2009. He has played in 100 out of a possible 101 games in his career with 476 total tackles, 3.0 sacks, four forced fumbled, four fumble recoveries, 17 interceptions and 70 passes defended.

**SaQwan Edwards Oakland Raiders Cornerback**  
Edwards is in his first season with the Raiders after signing a free agent contact with Oakland. He made the original 53-man roster but was released and then immediately signed to the practice squad.

**Dillon Farrell Carolina Panthers Offensive Tackle**  
Farrell is in his second season in the NFL as an undrafted free agent. He spent 2014 with San Francisco, playing in eight games. He was signed to Carolina's practice squad after week two.

**So About Throwing the Ball All Over...**

The Lobos were 8-for-13 throwing, and since 13 is less than 20, that's good. That 20 number is a bad sign at times for UNM when it comes to passing attempts.

The Lobos have attempted 20 passes in a game under Bob Davie 10 times, and UNM is just 1-9 in those games. This season New Mexico is 5-0 when attempting under 20 passes, and 1-4 when throwing 20 or more.

Here are those 10 games under Bob Davie, half of which have come this season.

Date	Opponent	Passes	Score
11/24/12	Colorado State	21	L 20-24
10/12/13	at Wyoming	24	L 31-38
10/19/13	Utah State	20	L 10-45
11/2/13	at San Diego State	20	L 30-35
10/10/14	San Diego State	24	L 24-35
9/12/15	Tulsa	21	L 21-40
9/18/15	at Arizona State	29	L 10-34
10/10/15	at Nevada	24	L 17-35
10/17/15	Hawai'i	26	W 28-27
10/24/15	at San Jose State	20	L 21-31

**Make It 19 of 21**

New Mexico picked up four takeaways and won the turnover battle 4-2 against Boise State. It marked the 19th time in the last 21 games that UNM recorded a takeaway. The only games in the stretch in which UNM didn't get a takeaway was against Boise State, last year, a game which saw no turnovers, and San Jose State this year.

The Lobos are +0.60 for the season on takeaways (20 taken, 14 given) and UNM is tied for 22nd in that category. In UNM's six wins, the Lobos are +9 in the turnover battle, and UNM is -3 in its four losses.

**Amazing What Happens in Year Four**

While several players have made their Lobo debuts this season, most haven't been freshmen. So far this season UNM has used just 10 freshmen; Aaron Jenkins, Steven Galvan, Tyrone Owens, Bijon Parker, Matt Quarells, Patrick Reed, Jake Rothschilder and Diquon Woodhouse, Alex Hart and JuJuan Lawson. Fifteen other players have made their Lobo debuts this year as well with Austin Apodaca, Daryl Chestnut, Lee Crosby, Maurice Daniels, Tevita Fonua, Sam Gentry, Travis Green, Delane Hart-Johnson, Caleb Kimbro, Chris Lewis, Nias Martin, Richard McQuarley and Taylor Timmons. Overall, 25 of UNM's 77 players that have played this season have made their debuts, which is 32.5% Last year that number was 33 of 78, or 42.9%.

**Oh Hey, Another Big Run for UNM**

The Lobos had several long plays, including two long runs by Jhurell Pressley. Here is where UNM ranks this season in long runs as well as long plays from scrimmage.

Runs of 20 yards or more	23	T-9th	Plays of 50 yards or more	10	T-14th
Runs of 30 yards or more	15	T-3rd	Plays of 60 yards or more	9	T-1st
Runs of 40 yards or more	9	T-5th	Plays of 70 yards or more	5	T-2nd
Runs of 50 yards or more	6	T-3rd	Plays of 80 yards or more	2	T-3rd
Runs of 60 yards or more	5	3rd			
Runs of 70 yards or more	3	T-3rd			

New Mexico did however have an 81-yard pass and a 74-yard run, meaning UNM has had at least one play of 60 or more yards in every game this season and in 13 straight games dating back to last Nov. 1 against UNLV, when the Lobos didn't have a play longer than 43 yards.

**And He Was Only Number Five By The Way**

Due to redshirting and things like that, there are many cases of graduates playing football and working on a Master's degree. Almost always, those are players in their senior year, or they are graduate transfers, in the case of UNM's Travis Green, who graduated from Kansas State and is now with UNM.

The harder trick is to graduate with two years of eligibility, but that's exactly what UNM offensive lineman Garrett Adcock has done. Adcock was named by NFL.com as the fifth-smartest football player in the FBS. He earned his degree in biology in three years, and despite his eventual goal of being a surgeon, Adcock was accepted into UNM's law school. He is one of nine FBS players in 2015 that will be juniors in eligibility but holding a Bachelor's degree. Here is the complete list of those nine.

- Auburn-Alex Kozan, OL, Finance
- Auburn-Shon Coleman, OL, Public Administration
- New Mexico-Garrett Adcock, OL, Biology
- Old Dominion-Tyler Compton, OL, Mathematics
- Old Dominion-Colin McElroy, QB, Economics
- Pittsburgh-Nate Peterman, QB, Communications
- Purdue-J.J. Prince, OL, Economics
- Virginia-Connor Brewer, QB, Communications
- Virginia-Albert Reid, TB, Criminology/Criminal Justice

Adcock is the only one of those nine in law school. To make the story even better (and slightly more unbelievable), Adcock has spent part of his summers with his family in Africa building hospitals and schools.

**STAT OF THE WEEK**

**8.0**

The number of tackles for loss that the Lobos are averaging per game. UNM has 80.0 tackles for loss, and five times this year UNM has recorded double-digit tackles for a loss. UNM is 4-1 when the Lobos have double-digit tackles for a loss.



**RECORDS WATCH**

**CAREER RUSHING YARDS**

	Yds.	Player	Years
1.	4,973	DonTrell Moore	2002-05
2.	3,862	Mike Williams	1975-78
3.	3,564	Rodney Ferguson	2004-08
4.	3,332	Winslow Oliver	1992-95
5.	3,233	Kasey Carrier	2009-13
6.	2,935	Fred Henry	1970-72
7.	2,520	Willie Turrall	1982-85
8.	<b>2,419</b>	<b>Jhurell Pressley</b>	<b>2012-pres.</b>
9.	2,364	Mike Carter	1978-82
10.	2,131	Lennox Gordon	1995-98
11.	2,090	Jarrod Baxter	1998-01
12.	2,071	Rocky Long	1969-71
13.	2,030	Jimmy Sayers	1977-80
14.	2,001	Don Perkins	1957-59
15.	1,971	Dave Bookert	1967-69
16.	1,937	Bobby Santiago	1960-62
17.	<b>1,860</b>	<b>Cole Gautsche</b>	<b>2012-pres.</b>
18.	1,840	Rich Diller	1971-73
19.	1,833	Holmon Wiggins	1998-01
20.	1,667	David Osborn	1979-82
21.	1,663	Michael Johnson	1980-83
22.	<b>1,648</b>	<b>Teriyon Gipson</b>	<b>2013-pres.</b>
23.	1,603	Crusoe Gongbay	2011-14
24.	1,531	Sam Scarber	1968-70
25.	1,471	Rudy Krall	1946-48
26.	1,466	Nate McCall	1970-71

**LOBO WALK-ONS**

Here are the Lobo Walk-ons by position that are on the active roster:

QB (1)	Derek Martinez, Albuquerque, N.M. (Cibola HS)
RB (2)	Wendell Carter, Winslow, Ariz. (Winslow HS) Javohn Jones, Albuquerque, N.M. (La Cueva HS)
WR (4)	Marcus Lopez, Santa Rosa, N.M. (Santa Rosa HS) Thomas Viera, Albuquerque, N.M. (La Cueva HS) James McNeely, Albuquerque, N.M. (Valley HS) Jacob Willcox, Grants, N.M. (Grants HS)
TE (2)	David Georges, Albuquerque, N.M. (Valley HS) Aaron Overacker, Albuquerque, N.M. (La Cueva HS)
OL (2)	Jack Lamm, Albuquerque, N.M. (Sandia HS) Luis Torres, Rio Rancho, N.M. (Rio Rancho HS)
P (1)	Sam Gentry, Albuquerque, N.M. (Eldorado HS)
DB (4)	Tayo Adewon, Frisco, Texas (Trinity Valley CC/Liberty HS) Jake Rothschilder, Westlake Village, Calif. (Westlake HS) Kenneth Maxwell, Center Hill, Fla. (Prairie View A&M/South Sumter HS) Derek Salas, Silver City, N.M. (Silver HS)
LB (4)	Kenya Donaldson, Collierville, Tenn. (Collierville HS) Geoff Smelser, Las Cruces, N.M. (Oñate HS) Elliot Hersman, Los Alamos, N.M. (Los Alamos HS) Micah McVaney, Westlake Valley, Calif. (Westlake HS)
DL (1)	Christopher Smalls, Barstow, Calif. (Oklahoma Panhandle St./Barstow HS)

**DonTrell is Safe....the Others Not So Much**

While no one is catching DonTrell Moore, Jhurell Pressley could get all the way to number two on the career rushing touchdowns list as he is just four away from second place. Teriyon Gipson is now getting within range of the top 10 as well, as he is two away from officially being at least tied for 10th. Here is the top nine in rushing touchdowns in UNM history and where Gipson is sitting as well.

**CAREER RUSHING TOUCHDOWNS**

	TDs	Player	Years
1.	51	DonTrell Moore	2002-04
2.	34	Rodney Ferguson	2004-08
3.	31	Stoney Case	1991-94
4.	<b>30</b>	<b>Jhurell Pressley</b>	<b>2012-pres.</b>
5.	29	Willie Turrall	1982-85
6.	27	Mike Williams	1975-78
7.	26	Kasey Carrier	2009-13
8.	23	Fred Henry	1970-72
9.	21	Rocky Long	1969-71
---	<b>19</b>	<b>Teriyon Gipson</b>	<b>2013-pres.</b>

**The Man of Steel Hits the Top Ten**

Jhurell Pressley started the season at No. 19 with 1,818 yards, needing just 272 yards to catapult himself into 10th place all-time. He picked up 20 yards on Saturday, keeping him ninth on the career list. Pressley now has 2,287 yards and he is one of 15 Lobos with 2,000 career rushing yards. Here is what is currently ahead of him on the list:

7.	2,520	Willie Turrall	1982-85
8.	<b>2,419</b>	<b>Jhurell Pressley</b>	<b>2012-pres.</b>
9.	2,364	Mike Carter	1978-82

The Man of Steel is a fitting nickname for Jhurell. When Jhurell's mom was in the hospital getting ready to give birth, she hadn't decided on a name. The old television series Superman came on (the George Reeves version) and the epiphany hit. Jor El is the name of Superman's father, and Kal El is the birth name of Superman. A few hours later, the world welcomed Jhurell Kyle Pressley into the world, and he has been Super on the football field.

**Welcome Back**

Dakota Cox, who led the Lobos in tackles in each of the past two seasons, is back after tearing his ACL against Boise State on Nov. 8, 2014. His 12.9 tackles per game led the nation and was just a shade better than Texas State's David Mayo, who averaged 12.83 per game. His 12.4 tackles in conference games ranked fifth nationally, and his 13.5 in non-conference games is second nationally. Last year Cox finished sixth nationally with 77 assisted tackles, and tied for 37th overall with 116 total tackles.

Cox has 287 tackles in his career. He is just three away from moving into the top 20 at UNM, as Dallas Bollema, Cox's former teammate, is sitting in 20th with 290 tackles. Here are the top 20 tackles for a career at UNM.

**CAREER TACKLES**

	No.	Player	Years
1.	483	Johnny Jackson (LB)	1981-84
2.	474	Blake Irwin (LB)	1994-97
3.	454	Carmen Messina (LB)	2008-11
4.	442	Brian Urlacher (LB/FS)	1996-99
5.	406	Robin Cole (DE)	1973-76
6.	394	Dave Thompson (LB)	1974-76
7.	389	Jimmie Carter (DE)	1980-83
8.	371	Houston Ross (LB)	1969-71
9.	362	Mike Forrest (LB)	1976-79
10.	353	Charlie Baker (DE)	1976-79
11.	342	Daniel Johnson (LB)	1993-96
12.	335	Ray Hornfeck (S)	1981-84
13.	328	Herm Fredenburg (LB)	1969-71
14.	319	Randy Rich (S)	1972-75
15.	317	Nick Speegle (LB)	2001-04
16.	316	Scott McGarrahan (S)	1994-97
	316	Billy Austin (S)	1994-97
18.	302	John Bell (DT)	1987-90
19.	301	Robert Rumbaugh (DT)	1974-76
20.	290	Dallas Bollema (LB)	2010-13
--	<b>287</b>	<b>Dakota Cox (LB)</b>	<b>2012-present</b>

The six tackles lowered his career average per game to 9.52 per game.

**Total Tackles per Game**

Pl.	Player, Team	Avg
1	Tyler Matakovich, Temple	10.00
2	Quin Blanding, Virginia	9.86
3	Great Ibe, Eastern Mich.	9.35
4	Steve Longa, Rutgers	9.33
5	<b>Dakota Cox, New Mexico</b>	<b>9.29</b>

**Bob, Rock....Rock, Bob.**

Rocky Long is the all-time winningest coach in UNM history with 65 wins, going 65-69 in his 11 years. After the seventh game of his fourth season, Long had amassed a total of 15 wins. Bob Davie has been the head coach at UNM since 2012. After the seventh game of his fourth season, Davie has amassed a total of ... 15 wins. Davie, New Mexico's 31st head coach now has 17 wins and sits tied for 10th with Joe Lee Dunn, who coached from 1983-86 and went 17-30 for the Lobos. Joe Morrison is next on the list with 18 wins.

**Future Schedules Feature Some Big Names**

<b>2016</b>	
Sept. 3	Sam Houston State
Sept. 10	@New Mexico State
Sept. 17	@Rutgers
Oct. 22	Louisiana-Monroe
MW Home:	Boise State, Nevada, San Jose State, Wyoming
MW Away:	Air Force, Colorado State, Hawai'i, Utah State

<b>2017</b>	
Sept. 2	Abilene Christian
Sept. 9	New Mexico State
Sept. 23	@Tulsa
Nov. 11	@Texas A&M

<b>2018</b>	
Sept. 1	Incarinate Word
Sept. 8	@Wisconsin
Sept. 15	@New Mexico State
(one more to schedule)	

<b>2019</b>	
Sept. 7	@Louisiana-Monroe
Sept. 14	@Notre Dame
Sept. 21	New Mexico State
(one more to schedule)	

<b>2020</b>	
Sept. 19	@ USC
(@New Mexico State, two more to schedule)	

**100-YARD RUSHING GAMES UNDER DAVIE**

<b>By Date</b>				
Pl.	Total	Player	Opponent	Date
1.	103	Demarcus Rogers	Southern	9/1/2012
2.	129	Kasey Carrier	at New Mexico State	9/22/2012
3.	191	Kasey Carrier	Texas State	10/6/2012
4.	161	Kasey Carrier	at Hawai'i	10/13/2012
5.	104	Cole Gautsche	at Hawai'i	10/13/2012
6.	338	Kasey Carrier	at Air Force	10/20/2012
7.	136	Kasey Carrier	Fresno State	10/27/2012
8.	149	Cole Gautsche	at Wyoming	11/10/2012
9.	109	Kasey Carrier	at Wyoming	11/10/2012
10.	145	Kasey Carrier	Nevada	11/17/2012
11.	118	Cole Gautsche	UTSA	8/31/2013
12.	291	Kasey Carrier	at UTEP	9/7/2013
13.	191	Kasey Carrier	UNLV	9/28/2013
14.	119	Carlos Wiggins	UNLV	9/28/2013
15.	108	Cole Gautsche	UNLV	9/28/2013
16.	127	Cole Gautsche	New Mexico State	10/5/2013
17.	126	Kasey Carrier	New Mexico State	10/5/2013
18.	113	Cole Gautsche	at Wyoming	10/12/2013
19.	104	Kasey Carrier	at Wyoming	10/12/2013
20.	179	Kasey Carrier	Air Force	11/8/2013
21.	140	Cole Gautsche	Air Force	11/8/2013
22.	184	Cole Gautsche	UTEP	8/30/2014
23.	139	Crusoe Gongbay	at New Mexico State	9/20/2014
24.	163	Crusoe Gongbay	Fresno State	9/26/2014
25.	106	Lamar Jordan	at UTSA	10/4/2014
26.	102	Jhurell Pressley	at UTSA	10/4/2014
27.	148	Jhurell Pressley	at Air Force	10/18/2014
28.	138	Jhurell Pressley	at UNLV	11/1/2014
29.	154	Jhurell Pressley	vs. Boise State	11/8/2014
30.	205	Teriyon Gipson	vs. Boise State	11/8/2014
31.	109	Jhurell Pressley	at Colorado State	11/22/2014
32.	101	Jhurell Pressley	Wyoming	11/29/2014
<b>33.</b>	<b>108</b>	<b>Daryl Chestnut</b>	<b>Mississippi Valley St.</b>	<b>9/5/2015</b>
<b>34.</b>	<b>147</b>	<b>Lamar Jordan</b>	<b>at Wyoming</b>	<b>9/26/2015</b>
<b>35.</b>	<b>103</b>	<b>Jhurell Pressley</b>	<b>at Wyoming</b>	<b>9/26/2015</b>
<b>36.</b>	<b>157</b>	<b>Lamar Jordan</b>	<b>New Mexico State</b>	<b>10/3/2015</b>
<b>37.</b>	<b>142</b>	<b>Teriyon Gipson</b>	<b>New Mexico State</b>	<b>10/3/2015</b>
<b>38.</b>	<b>132</b>	<b>Jhurell Pressley</b>	<b>New Mexico</b>	<b>11/14/2015</b>

<b>By Yardage</b>				
Pl.	Total	Player	Opponent	Date
1.	338	Kasey Carrier	at Air Force	10/20/2012
2.	291	Kasey Carrier	at UTEP	9/7/2013
3.	205	Teriyon Gipson	vs. Boise State	11/8/2014
4.	191	Kasey Carrier	UNLV	9/28/2013
	191	Kasey Carrier	Texas State	10/6/2012
6.	184	Cole Gautsche	UTEP	8/30/2014
7.	179	Kasey Carrier	Air Force	11/8/2013
8.	163	Crusoe Gongbay	Fresno State	9/26/2014
9.	161	Kasey Carrier	at Hawai'i	10/13/2012
<b>10.</b>	<b>157</b>	<b>Lamar Jordan</b>	<b>New Mexico State</b>	<b>10/3/2015</b>
11.	154	Jhurell Pressley	vs. Boise State	11/8/2014
12.	149	Cole Gautsche	at Wyoming	11/10/2012
13.	148	Jhurell Pressley	at Air Force	10/18/2014
<b>14.</b>	<b>147</b>	<b>Lamar Jordan</b>	<b>at Wyoming</b>	<b>9/26/2015</b>
15.	145	Kasey Carrier	Nevada	11/17/2012
<b>16.</b>	<b>142</b>	<b>Teriyon Gipson</b>	<b>New Mexico State</b>	<b>10/3/2015</b>
17.	140	Cole Gautsche	Air Force	11/8/2013
18.	139	Crusoe Gongbay	at New Mexico State	9/20/2014
19.	138	Jhurell Pressley	at UNLV	11/1/2014
20.	136	Kasey Carrier	Fresno State	10/27/2012
<b>21.</b>	<b>132</b>	<b>Jhurell Pressley</b>	<b>New Mexico</b>	<b>11/14/2015</b>
22.	129	Kasey Carrier	at New Mexico State	9/22/2012
23.	127	Cole Gautsche	New Mexico State	10/5/2013
24.	126	Kasey Carrier	New Mexico State	10/5/2013
25.	119	Carlos Wiggins	UNLV	9/28/2013
26.	118	Cole Gautsche	UTSA	8/31/2013
27.	113	Cole Gautsche	at Wyoming	10/12/2013
28.	109	Kasey Carrier	at Wyoming	11/10/2012
109	Jhurell Pressley	at Colorado State	11/22/2014	
<b>30.</b>	<b>108</b>	<b>Daryl Chestnut</b>	<b>Mississippi Valley St.</b>	<b>9/5/2015</b>
	108	Cole Gautsche	UNLV	9/28/2013
32.	106	Lamar Jordan	at UTSA	10/4/2014
33.	104	Cole Gautsche	at Hawai'i	10/13/2012
	104	Kasey Carrier	at Wyoming	10/12/2013
<b>35.</b>	<b>103</b>	<b>Jhurell Pressley</b>	<b>at Wyoming</b>	<b>9/26/2015</b>
	103	Demarcus Rogers	Southern	9/1/2012
37.	102	Jhurell Pressley	at UTSA	10/4/2014
37.	101	Jhurell Pressley	Wyoming	11/29/2014

**Still Perfect**

Jason Sanders and Zack Rogers have gone a perfect 37-for-37 on extra points so far this season with Sanders hitting the first 22 and Rogers the last 15. Sanders opened his place-kicking career by going 9-for-9 against Mississippi Valley State on extra points. The nine extra points were tied for the second-most in a single game in UNM history, behind Eddie Beach, who went 10-for-10 on extra points in the very first game played inside University Stadium, against the University of Mexico in 1960. Sanders' nine extra points did set a record ... it was the most extra points ever made by a sophomore in the Mountain West.

**The New Mexico Man**

For the fourth straight year Lobo coach Bob Davie will continue to designate a walk-on player as the "New Mexico Man" each week during the season. The designated player will lead the team onto the field with the New Mexico state flag before home games as well as in Las Cruces at the Rio Grande Rivalry game between the Lobos and New Mexico State. The player runs with the flag across the field to the north end zone, where he waves it for the home crowd.

Coach Davie and his staff will select the weekly player, based on dedication, work ethic, team spirit and unselfishness that exemplifies Lobo football and the state of New Mexico. "Walk-ons are critical to our success here at UNM," Davie said at the implementation of the program. "I have tremendous respect for all of them and want to have a way to recognize their importance and contributions to the program." The following is the complete list of New Mexico Men for the program since its inception in 2012.

**2012 New Mexico Men**

Sept. 1	Jeric Magnant (Rio Rancho)	Southern
Sept. 22	David Anaya (Roswell)	at New Mexico State
Sept. 29	David Anaya (Roswell)	Boise State
Oct. 6	Reece White (Rio Rancho)	Texas State
Oct. 27	Tim Foley (Rio Rancho)	Fresno State
Nov. 10	Greg Rivara (Albuquerque)	Wyoming
Nov. 17	Matt Raymer (Albuquerque)	Nevada

**2014 New Mexico Men**

Aug. 30	Greg Wortman (Los Lunas)	UTEP
Sept. 6	Randy Williams (Albuquerque)	Arizona State
Sept. 20	David Anaya (Roswell)	at New Mexico State
Sept. 26	Geoff Smelser (Las Cruces)	Fresno State
Oct. 10	Zack Rogers (Rio Rancho)	San Diego State
Nov. 8	John Russo (Albuquerque)	Boise State
Nov. 29	Marcus Lopez (Santa Rosa)	Wyoming

**2013 New Mexico Men**

Aug. 31	Reece White (Rio Rancho)	UTSA
Sept. 28	Randy Williams (Albuquerque)	UNLV
Oct. 5	David Anaya (Roswell)	New Mexico State
Oct. 19	Steven Romero (Albuquerque)	Utah State
Nov. 8	Tim Foley (Rio Rancho)	Air Force
Nov. 16	Jack Lamm (Albuquerque)	Colorado State

**2015 New Mexico Men**

Sept. 5	David Georges (Albuquerque)	Miss. Valley State
Sept. 12	Sam Gentry (Albuquerque)	Tulsa
Oct. 3	David Anaya (Roswell)	New Mexico State
Oct. 17	Jack Lamm (Albuquerque)	Hawai'i
Nov. 7	Geoff Smelser (Las Cruces)	Utah State
Nov. 21	David Anaya (Roswell)	Colorado State
Nov. 28		Air Force

Of the 12 different players who have been honored as a weekly New Mexico Man, seven (Jeric Magnant, David Anaya, Reece White, Steven Romero, Zack Rogers, Randy Williams and John Russo) have eventually been awarded scholarships by head coach Bob Davie.

**On This Date**

The game on November 21 will be 15th for the Lobos on that particular date, and they are Even Steven at 6-6-2. UNM and Colorado State have actually met three times previously on this date, with UNM winning the last meeting 29-27 in 2009.

Date	Opponent	Result	Site
11/21/2009	Colorado State	W 29-27	Albuquerque, N.M.
11/21/1998	at Central Florida	L 6-38	Orlando, Fla.
11/21/1992	Colorado State	L 10-14	Albuquerque, N.M.
11/21/1987	at San Diego State	L 30-53	San Diego, Calif.
11/21/1981	Wyoming	L 12-13	Albuquerque, N.M.
11/21/1970	at No. 9 Arizona State	L 21-33	Tempe, Ariz.
11/21/1959	vs. Air Force	W 28-27	Denver, Colo.
11/21/1953	at Colorado State	L 3-9	Ft. Collins, Colo.
11/21/1945	Texas Tech	T 6-6	Albuquerque, N.M.
11/21/1942	at Loyola Marymount	T 14-14	Los Angeles, Calif.
11/21/1925	New Mexico State	W 20-9	Albuquerque, N.M.
11/21/1914	Albuquerque Indian School	W 18-7	Albuquerque, N.M.
11/21/1908	at New Mexico State	W 10-6	Las Cruces, N.M.
11/21/1903	Santa Fe Indian School	W 11-0	Albuquerque, N.M.

On November 14 in history, the United States left Grenada (1983), the famous Las Vegas MGM fire broke out, killing 87 and injuring 650 (1980), the Verrazano-Narrows Bridge opened in New York, at the time the longest suspension bridge in the world (1964), D.J. Alan Freed was fired due to the Payola Scandal (1959), the Alaska Highway was completed (1942), Rebecca Latimer Felton of Georgia became the first female U.S. Senator (1922) and the Philadelphia Athletics defeated Kanawoa 39-0 in the first ever night football game.

Famous people born on November 21 include Baltimore Ravens kicker Justin Tucker (1989), Tampa Bay Lightning goalie Ben Bishop (1986), singer Carly Rae Jepsen (Call Me Maybe, 1985), actress Jena Malone (The Hunger Games trilogy, 1984), outfielder Hank Blaylock (Texas Rangers, 1980), World Series of Poker champion Chris MoneyMaker (1975), former New York Giant/current talk show host Michael Strahan (1971), baseball player Ken Griffey, Jr. (1969), boxer Antonio Tarver (1968), announcer Troy Aikman (1966), singer Bjork (1965), singer Steven Curtis Chapman (1962), actress Goldie Hawn (1945), actor Harold Ramis (1944) and French philosopher Voltaire (1643).

Sadly, on this date the world lost Bill Bixby (The Hulk, 1993), baseball player Carl Hubbell (1988), actor Max Baer (1959), baseball player Mel Ott (1958) and William de Corbeil, the Archbishop of Canterbury (1136).

**SEPT. 5 VS. MVSU**

Helmet Shell	
Logo Stripe	
Jersey Color	
Font	
Pants	

**SEPT. 12 VS. TULSA**

Helmet Shell	
Logo Stripe	
Jersey Color	
Font	
Pants	


**SEPT. 18 AT ARIZONA ST.**

Helmet Shell	
Logo Stripe	
Jersey Color	
Font	
Pants	




**SEPT. 26 AT WYOMING**

Helmet Shell	
Logo Stripe	
Jersey Color	
Font	
Pants	

**OCT. 3 VS. NEW MEXICO ST.**

Helmet Shell	
Logo Stripe	
Jersey Color	
Font	
Pants	



**OCT. 10 AT NEVADA**

Helmet Shell	
Logo Stripe	
Jersey Color	
Font	
Pants	

**OCT. 17 VS. HAWAI'I**

Helmet Shell	
Logo Stripe	
Jersey Color	
Font	
Pants	

**OCT. 24 AT SAN JOSE ST.**

Helmet Shell	
Logo Stripe	
Jersey Color	
Font	
Pants	

**NOV. 7 VS. UTAH STATE**

Helmet Shell	
Logo Stripe	
Jersey Color	
Font	
Pants	

**NOV. 14 AT BOISE STATE**

Helmet Shell	
Logo Stripe	
Jersey Color	
Font	
Pants	

**NOV. 21 VS. COLORADO ST.**

Helmet Shell	
Logo Stripe	
Jersey Color	
Font	
Pants	

**NOV. 28 VS. AIR FORCE**

Helmet Shell	
Logo Stripe	
Jersey Color	
Font	
Pants	















LB - #33 Alex Hart

2015
Date Opponent TKL TFL-Yds Sack-Yds FF FR-Yds PBU INT-yds TD
Sept 5 MVSU Did Not Play
Sept 12 Tulsa Did Not Play
Sept 18 at ASU Did Not Play
Sept 26 at WYO Did Not Play
Oct 3 NMSU 0 0.0-0 0.0-0 0 0-0 0 0-0 0
Oct 10 at UNR 0 0.0-0 0.0-0 0 0-0 0 0-0 0
Oct 17 HAW 1 0.0-0 0.0-0 0 0-0 0 0-0 0
Oct 24 at SJSU 0 0.0-0 0.0-0 0 0-0 0 0-0 0
Nov 7 USU 0 0.0-0 0.0-0 0 0-0 0 0-0 0
Nov 14 at BSU 1 0.0-0 0.0-0 0 0-0 0 0-0 0
Nov 21 CSU
Nov 28 AFA
TOTAL/CAREER 2 0.0-0 0.0-0 0 0-0 0 0-0 0

LB - #34 Geoff Smelser

2014
Date Opponent TKL TFL-Yds Sack-Yds FF FR-Yds PBU INT-yds TD
Aug 30 UTEP Did Not Play
Sept 6 ASU 0 0.0-0 0.0-0 0 0-0 0 0-0 0
Sept 20 at NMSU 0 0.0-0 0.0-0 0 0-0 0 0-0 0
Sept 26 FS 0 0.0-0 0.0-0 0 0-0 0 0-0 0
Oct 4 at UTSA 0 0.0-0 0.0-0 0 0-0 0 0-0 0
Oct 10 SDSU 0 0.0-0 0.0-0 0 0-0 0 0-0 0
Oct 18 at AFA 0 0.0-0 0.0-0 0 0-0 0 0-0 0
Nov 1 at UNLV 1 0.0-0 0.0-0 0 0-0 0 0-0 0
Nov 8 BSU 2 0.0-0 0.0-0 0 0-0 0 0-0 0
Nov 15 at USU Did Not Play
Nov 22 at CSU Did Not Play
Nov 29 WYO Did Not Play
TOTAL 3 0.0-0 0.0-0 0 0-0 0 0-0 0

2015

Date Opponent TKL TFL-Yds Sack-Yds FF FR-Yds PBU INT-yds TD
Sept 5 MVSU Did Not Play
Sept 12 Tulsa Did Not Play
Sept 18 at ASU Did Not Play
Sept 26 at WYO 0 0.0-0 0.0-0 0 0-0 0 0-0 0
Oct 3 NMSU 0 0.0-0 0.0-0 0 0-0 0 0-0 0
Oct 10 at UNR Did Not Play
Oct 17 HAW Did Not Play
Oct 24 at SJSU Did Not Play
Nov 7 USU Did Not Play
Nov 14 at BSU Did Not Play
Nov 21 CSU
Nov 28 AFA
TOTAL 0 0.0-0 0.0-0 0 0-0 0 0-0 0
CAREER 3 0.0-0 0.0-0 0 0-0 0 0-0 0

LB - #41 Steven Galvan

2015
Date Opponent TKL TFL-Yds Sack-Yds FF FR-Yds PBU INT-yds TD
Sept 5 MVSU 0 0.0-0 0.0-0 0 0-0 0 0-0 0
Sept 12 Tulsa Did Not Play
Sept 18 at ASU Did Not Play
Sept 26 at WYO Did Not Play
Oct 3 NMSU Did Not Play
Oct 10 at UNR Did Not Play
Oct 17 HAW Did Not Play
Oct 24 at SJSU Did Not Play
Nov 7 USU Did Not Play
Nov 14 at BSU Did Not Play
Nov 21 CSU
Nov 28 AFA
TOTAL/CAREER 0 0.0-0 0.0-0 0 0-0 0 0-0 0

LB - #47 Austin Ocasio

2015
Date Opponent TKL TFL-Yds Sack-Yds FF FR-Yds PBU INT-yds TD
Sept 5 MVSU Did Not Play
Sept 12 Tulsa Did Not Play
Sept 18 at ASU Did Not Play
Sept 26 at WYO Did Not Play
Oct 3 NMSU Did Not Play
Oct 10 at UNR Did Not Play
Oct 17 HAW Did Not Play
Oct 24 at SJSU Did Not Play
Nov 7 USU Did Not Play
Nov 14 at BSU Did Not Play
Nov 21 CSU
Nov 28 AFA
TOTAL/CAREER 0 0.0-0 0.0-0 0 0-0 0 0-0 0

LB - #49 Dakota Cox

2013
Date Opponent TKL TFL-Yds Sack-Yds FF FR-Yds PBU INT-yds TD
Aug 31 UTSA 0 0.0-0 0.0-0 0 0-0 0 0-0 0
Sept 7 at UTEP 3 0.0-0 0.0-0 0 0-0 0 0-0 0
Sept 14 at Pitt 3 0.0-0 0.0-0 0 0-0 0 0-0 0
Sept 28 UNLV 8 0.0-0 0.0-0 0 0-0 0 0-0 0
Oct 5 NMSU 6 0.0-0 0.0-0 0 0-0 0 0-0 0
Oct 12 at Wyo 9 0.0-0 0.0-0 0 0-0 0 0-0 0
Oct 19 USU 8 0.5-1 0.0-0 0 0-0 0 0-0 0
Nov 2 at SDSU 12 0.0-0 0.0-0 0 0-0 0 0-0 0
Nov 8 AFA 14 0.5-0 0.0-0 0 0-0 0 0-0 0
Nov 16 CSU 14 0.0-0 0.0-0 0 0-0 0 0-0 0
Nov 23 at FS 9 0.0-0 0.0-0 0 0-0 0 0-0 0
Nov 30 at BSU 13 0.0-0 0.0-0 0 0-0 1 0-0 0
TOTAL 99 1.0-1 0.0-0 0 0-0 1 0-0 0

2014

Date Opponent TKL TFL-Yds Sack-Yds FF FR-Yds PBU INT-yds TD
Aug 30 UTEP 17 0.5-2 0.0-0 0 0-0 1 0-0 0
Sept 6 ASU 10 0.0-0 0.0-0 0 0-0 0 0-0 0
Sept 20 at NMSU 18 0.0-0 0.0-0 0 0-0 1 1-16 0
Sept 26 FS 19 0.0-0 0.0-0 0 0-0 0 0-0 0
Oct 4 at UTSA 9 0.5-2 0.0-0 0 0-0 0 0-0 0
Oct 10 SDSU 10 0.0-0 0.0-0 0 1-0 0 0-0 0
Oct 18 at AFA 12 0.0-0 0.0-0 0 0-0 0 0-0 0
Nov 1 at UNLV 7 0.0-0 0.0-0 0 0-0 0 0-0 0
Nov 8 BSU 14 1.0-3 0.0-0 0 0-0 0 0-0 0
Nov 15 at USU Did Not Play
Nov 22 at CSU Did Not Play
Nov 29 WYO Did Not Play
TOTAL 116 2.0-7 0.0-0 0 1-0 2 1-16 0

2015

Date Opponent TKL TFL-Yds Sack-Yds FF FR-Yds PBU INT-yds TD
Sept 5 MVSU 3 0.5-1 0.0-0 0 0-0 0 0-0 0
Sept 12 Tulsa 12 0.5-1 0.0-0 0 0-0 1 0-0 0
Sept 18 at ASU 7 0.0-0 0.0-0 0 0-0 0 0-0 0
Sept 26 at WYO 8 3.5-12 1.5-9 0 0-0 0 1-8 0
Oct 3 NMSU 7 2.0-4 2.0-4 0 0-0 0 0-0 0
Oct 10 at UNR 4 0.0-0 0.0-0 0 0-0 0 0-0 0
Oct 17 HAW 11 1.5-3 0.0-0 0 0-0 0 0-0 0
Oct 24 at SJSU 9 1.0-3 0.0-0 0 0-0 0 0-0 0
Nov 7 USU 6 0.5-2 0.0-0 0 0-0 0 0-0 0
Nov 14 at BSU 6 0.5-1 0.5-1 0 0-0 0 0-0 0
Nov 21 CSU
Nov 28 AFA
TOTAL 66 10.0-27 4.0-14 0 0-0 1 1-8 0
CAREER 272 13.0-35 4.0-14 0 1-0 4 2-24 0

LB - #54 Donnie White

2013
Date Opponent TKL TFL-Yds Sack-Yds FF FR-Yds PBU INT-yds TD
Aug 31 UTSA 0 0.0-0 0.0-0 0 0-0 0 0-0 0
Sept 7 at UTEP Did Not Play
Sept 14 at Pitt 0 0.0-0 0.0-0 0 0-0 0 0-0 0
Sept 28 UNLV Did Not Play
Oct 5 NMSU 2 0.0-0 0.0-0 0 0-0 0 0-0 0
Oct 12 at Wyo 0 0.0-0 0.0-0 0 0-0 0 0-0 0
Oct 19 USU 2 0.0-0 0.0-0 0 0-0 0 0-0 0
Nov 2 at SDSU 3 0.0-0 0.0-0 0 0-0 0 0-0 0
Nov 8 AFA 3 0.0-0 0.0-0 0 0-0 0 0-0 0
Nov 16 CSU 1 0.0-0 0.0-0 0 0-0 1 0-0 0
Nov 23 at FS 2 0.0-0 0.0-0 0 0-0 0 0-0 0
Nov 30 at BSU 3 0.0-0 0.0-0 0 0-0 0 0-0 0
TOTAL 16 0.0-0 0.0-0 0 0-0 1 0-0 0

2014

Date Opponent TKL TFL-Yds Sack-Yds FF FR-Yds PBU INT-yds TD
Aug 30 UTEP 3 0.0-0 0.0-0 0 0-0 0 0-0 0
Sept 6 ASU Did Not Play
Sept 20 at NMSU 0 0.0-0 0.0-0 0 0-0 0 0-0 0
Sept 26 FS 1 0.0-0 0.0-0 0 0-0 0 0-0 0
Oct 4 at UTSA 3 2.0-13 1.0-6 1 0-0 0 0-0 0
Oct 10 SDSU 3 0.0-0 0.0-0 0 0-0 0 0-0 0
Oct 18 at AFA 1 0.0-0 0.0-0 0 0-0 0 0-0 0
Nov 1 at UNLV 0 0.0-0 0.0-0 0 0-0 1 0-0 0
Nov 8 BSU 2 0.0-0 0.0-0 0 0-0 0 0-0 0
Nov 15 at USU 2 0.5-1 0.0-0 0 0-0 0 0-0 0
Nov 22 at CSU 1 0.0-0 0.0-0 0 0-0 0 0-0 0
Nov 29 WYO 4 0.0-0 0.0-0 0 0-0 0 0-0 0
TOTAL 20 2.5-14 1.0-6 1 0-0 1 0-0 0

2015

Date Opponent TKL TFL-Yds Sack-Yds FF FR-Yds PBU INT-yds TD
Sept 5 MVSU 5 2.5-18 2.0-17 0 0-0 0 0-0 0
Sept 12 Tulsa 2 0.0-0 0.0-0 0 0-0 0 0-0 0
Sept 18 at ASU 1 0.0-0 0.0-0 0 0-0 1 0-0 0
Sept 26 at WYO 1 1.0-5 0.0-0 0 0-0 0 0-0 0
Oct 3 NMSU 2 0.0-0 0.0-0 0 0-0 0 0-0 0
Oct 10 at UNR 3 0.0-0 0.0-0 0 0-0 0 0-0 0
Oct 17 HAW 4 0.0-0 0.0-0 0 0-0 0 0-0 0
Oct 24 at SJSU 4 0.0-0 0.0-0 0 0-0 0 0-0 0
Nov 7 USU 4 0.0-0 0.0-0 0 0-0 0 0-0 0
Nov 14 at BSU 6 1.0-3 1.0-3 0 0-0 0 0-0 0
Nov 21 CSU
Nov 28 AFA
TOTAL 32 4.5-26 3.0-20 0 0-0 1 0-0 0
CAREER 68 7.0-40 4.0-26 1 0-0 3 0-0 0

LB - #58 Maurice Daniels

2015
Date Opponent TKL TFL-Yds Sack-Yds FF FR-Yds PBU INT-yds TD
Sept 5 MVSU 7 2.5-17 1.5-10 1 0-0 0 0-0 0
Sept 12 Tulsa 4 0.0-0 0.0-0 0 0-0 1 0-0 0
Sept 18 at ASU 4 1.0-11 1.0-11 0 0-0 0 0-0 0
Sept 26 at WYO 2 1.0-4 0.0-0 0 0-0 0 0-0 0
Oct 3 NMSU 4 2.0-6 1.0-3 0 0-0 0 0-0 0
Oct 10 at UNR 3 0.5-3 0.0-0 0 0-0 0 0-0 0
Oct 17 HAW 2 2.0-9 1.0-7 0 0-0 0 0-0 0
Oct 24 at SJSU 4 1.0-1 1.0-1 0 0-0 0 0-0 0
Nov 7 USU 5 0.5-1 0.0-0 0 0-0 0 0-0 0
Nov 14 at BSU 2 1.0-6 0.0-0 0 0-0 3 0-0 0
Nov 21 CSU
Nov 28 AFA
TOTAL 34 11.5-58 5.5-32 1 0-0 4 0-0 0

DL - #52 Sam Mabany

2014
Date Opponent TKL TFL-Yds Sack-Yds FF FR-Yds PBU INT-yds TD
Aug 30 UTEP 0 0.0-0 0.0-0 0 0-0 0 0-0 0
Sept 6 ASU Did Not Play
Sept 20 at NMSU Did Not Play
Sept 26 FS Did Not Play
Oct 4 at UTSA Did Not Play
Oct 10 SDSU Did Not Play
Oct 18 at AFA Did Not Play
Nov 1 at UNLV Did Not Play
Nov 8 BSU Did Not Play
Nov 15 at USU Did Not Play
Nov 22 at CSU Did Not Play
Nov 29 WYO Did Not Play
TOTAL 0 0.0-0 0.0-0 0 0-0 0 0-0 0

2015

Date Opponent TKL TFL-Yds Sack-Yds FF FR-Yds PBU INT-yds TD
Sept 5 MVSU 1 0.0-0 0.0-0 0 0-0 0 0-0 0
Sept 12 Tulsa 0 0.0-0 0.0-0 0 0-0 0 0-0 0
Sept 18 at ASU 0 0.0-0 0.0-0 0 0-0 0 0-0 0
Sept 26 at WYO Did Not Play
Oct 3 NMSU Did Not Play
Oct 10 at UNR Did Not Play
Oct 17 HAW Did Not Play
Oct 24 at SJSU 0 0.0-0 0.0-0 0 0-0 0 0-0 0
Nov 7 USU Did Not Play
Nov 14 at BSU 1 0.0-0 0.0-0 0 0-0 0 0-0 0
Nov 21 CSU
Nov 28 AFA
TOTAL 2 0.0-0 0.0-0 0 0-0 0 0-0 0
CAREER 2 0.0-0 0.0-0 0 0-0 0 0-0 0

DL - #53 Cody Baker

2015
Date Opponent TKL TFL-Yds Sack-Yds FF FR-Yds PBU INT-yds TD
Sept 5 MVSU 1 0.0-0 0.0-0 0 0-0 0 0-0 0
Sept 12 Tulsa 0 0.0-0 0.0-0 0 0-0 0 0-0 0
Sept 18 at ASU 0 0.0-0 0.0-0 0 0-0 0 0-0 0
Sept 26 at WYO 0 0.0-0 0.0-0 0 0-0 0 0-0 0
Oct 3 NMSU 0 0.0-0 0.0-0 0 0-0 0 0-0 0
Oct 10 at UNR 0 0.0-0 0.0-0 0 0-0 0 0-0 0
Oct 17 HAW 6 0.0-0 0.0-0 0 0-0 0 0-0 0
Oct 24 at SJSU 7 0.5-0 0.0-0 0 0-0 0 0-0 0
Nov 7 USU 2 0.0-0 0.0-0 0 0-0 0 0-0 0
Nov 14 at BSU 6 1.0-8 1.0-8 0 0-0 0 0-0 0
Nov 21 CSU
Nov 28 AFA
TOTAL/CAREER 22 1.5-8 1.0-8 0 0-0 0 0-0 0



**MISSISSIPPI VALLEY ST (1-9, 1-7 SWAC)**

Sep 5	at New Mexico	L 0-66
Sep 10	vs. Southern U	L 13-50
Sep 19	at Alcorn State	L 14-55
Sep 26	vs. Alabama State	L 15-45
Oct 3	at Jacksonville St	L 7-49
Oct 10	at Prairie View	L 6-45
Oct 17	vs. Texas Southern	L 21-49
Oct 24	at Grambling St	L 14-49
Oct 31	vs. Jackson State	L 16-26
Nov 7	at Alabama A&M	W 27-24 (OT)
Nov 14	Open	
Nov 21	vs. Ark-Pine Bluff	2:00 PM ET

**TULSA (5-4, 2-3 AAC)**

Sep 5	vs. Fla Atlantic	W 47-44 (OT)
Sep 12	at New Mexico	W 40-21
Sep 19	at Oklahoma	L 38-52
Sep 26	Open	
Oct 3	vs. Houston	L 24-38
Oct 10	vs. ULM	W 34-24
Oct 17	at East Carolina	L 17-30
Oct 23	vs. #25 Memphis	L 42-66
Oct 31	at SMU	W 40-31
Nov 7	vs. UCF	W 45-30
Nov 14	at Cincinnati	TBA
Nov 21	vs. Navy	TBA
Nov 27	at Tulane	TBA

**ARIZONA STATE (4-3, 2-2 PAC-12)**

Sep 5	at Texas A&M	L 17-38
Sep 12	vs. Cal Poly	W 35-21
Sep 18	vs. New Mexico	W 34-10
Sep 26	vs. #19 USC	L 14-42
Oct 3	at #7 UCLA	W 38-23
Oct 10	vs. Colorado	W 48-23
Oct 17	at #4 Utah	L 18-34
Oct 24	Open	
Oct 29	vs. Oregon	L 55-61 (3OT)
Nov 7	at Washington St	L 24-38
Nov 14	vs. Washington	TBA
Nov 21	vs. Arizona	TBA
Nov 28	at California	TBA

**WYOMING (1-10, 1-6 MW)**

Sep 5	vs. North Dakota	L 13-24
Sep 12	vs. Eastern Mich	L 29-48
Sep 19	at Washington St	L 14-31
Sep 26	vs. New Mexico	L 28-38
Oct 3	at Appalachian St	L 13-31
Oct 10	at Air Force	L 17-31
Oct 17	vs. Nevada	W 28-21
Oct 24	at Boise State	L 14-34
Oct 30	at Utah State	L 27-58
Nov 7	vs. Colorado State	L 7-26
Nov 14	at San Diego St	L
Nov 21	Open	
Nov 28	vs. UNLV	2:00 PM

**NEW MEXICO STATE (2-7, 2-3 SUN BELT)**

Sep 5	at Florida	L 13-61
Sep 12	vs. Georgia State	L 32-34
Sep 19	vs. Texas-El Paso	L 47-50 (OT)
Sep 26	Open	
Oct 3	at New Mexico	L 29-38
Oct 10	at #13 Ole Miss	L 3-52
Oct 17	at Ga Southern	L 26-56
Oct 24	vs. Troy	L 7-52
Oct 31	vs. Idaho	W 55-48 (OT)
Nov 7	at Texas State	W 31-21
Nov 14	Open	
Nov 21	at Louisiana-Lafayette	TBA
Nov 28	vs. Arkansas State	TBA
Dec 5	at ULM	TBA

**NEVADA (6-4, 4-2 MW)**

Sep 3	vs. UC Davis	W 31-17
Sep 12	vs. #22 Arizona	L 20-44
Sep 19	at #17 Texas A&M	L 27-44
Sep 26	at Buffalo	W 24-21
Oct 3	vs. UNLV	L 17-23
Oct 10	vs. New Mexico	W 35-17
Oct 17	at Wyoming	L 21-28
Oct 24	vs. Hawaii	W 30-20
Oct 31	Open	
Nov 5	at Fresno State	W 30-16
Nov 14	vs. San Jose St	W 37-34 (OT)
Nov 21	at Utah State	TBA
Nov 28	at San Diego St	TBA

**HAWAII (2-9, 0-7 MW)**

Sep 3	vs. Colorado	W 28-20
Sep 12	at #1 Ohio State	L 0-38
Sep 19	vs. UC Davis	W 47-27
Sep 26	at Wisconsin	L 0-28
Oct 3	at Boise State	L 0-55
Oct 10	vs. San Diego St	L 14-28
Oct 17	at New Mexico	L 27-28
Oct 24	at Nevada	L 20-30
Oct 31	vs. Air Force	L 7-58
Nov 7	at UNLV	L 21-41
Nov 14	vs. Fresno State	L
Nov 21	vs. San Jose St	TBA
Nov 28	vs. ULM	TBA

**SAN JOSE STATE (4-6, 3-3 MW)**

Sep 3	vs. New Hampshire	W 43-13
Sep 12	at Air Force	L 16-37
Sep 19	at Oregon State	L 21-35
Sep 26	vs. Fresno State	W 49-23
Oct 3	at Auburn	L 21-35
Oct 10	at UNLV	W 33-27 (OT)
Oct 17	vs. San Diego St	L 7-30
Oct 24	vs. New Mexico	W 31-21
Oct 31	Open	
Nov 6	vs. BYU	L 16-17
Nov 14	at Nevada	L 34-37 (OT)
Nov 21	at Hawaii	TBA
Nov 27	vs. Boise State	3:30 PM

**UTAH STATE (5-5, 4-3 MW)**

Sep 3	vs. Southern Utah	W 12-9
Sep 11	at #24 Utah	L 14-24
Sep 19	at Washington	L 17-31
Sep 26	Open	
Oct 3	vs. Colorado State	W 33-18
Oct 10	at Fresno State	W 56-14
Oct 16	vs. #21 Boise State	W 52-26
Oct 23	at San Diego St	L 14-48
Oct 30	vs. Wyoming	W 58-27
Nov 7	at New Mexico	L 13-14
Nov 14	at Air Force	L 28-35
Nov 21	vs. Nevada	TBA
Nov 28	vs. BYU	3:30 PM

**BOISE STATE (7-3, 4-2 MW)**

Sep 4	vs. Washington	W 16-13
Sep 12	at BYU	L 24-35
Sep 18	vs. Idaho State	W 52-0
Sep 25	at Virginia	W 56-14
Oct 3	vs. Hawaii	W 55-0
Oct 10	at Colorado State	W 41-10
Oct 16	at Utah State	L 26-52
Oct 24	vs. Wyoming	W 34-14
Oct 31	at UNLV	W 55-27
Nov 7	Open	
Nov 14	vs. New Mexico	L 24-31
Nov 20	vs. Air Force	9:30 PM
Nov 27	at San Jose St	3:30 PM

**COLORADO STATE (5-5, 3-3 MW)**

Sep 5	vs. Savannah State	W 65-13
Sep 12	vs. Minnesota	L 20-23 (OT)
Sep 19	vs. Colorado	L 24-27 (OT)
Sep 26	at TX-San Antonio	W 33-31
Oct 3	at Utah State	L 18-33
Oct 10	vs. Boise State	L 10-41
Oct 17	vs. Air Force	W 38-23
Oct 24	Open	
Oct 31	vs. San Diego St	L 17-41
Nov 7	at Wyoming	W 26-7
Nov 14	vs. UNLV	W 49-31
Nov 21	at New Mexico	5:30 PM
Nov 28	at Fresno State	9:00 PM

**AIR FORCE (7-3, 5-1 MW)**

Sep 5	vs. Morgan State	W 63-7
Sep 12	vs. San Jose St	W 37-16
Sep 19	at #4 Michigan State	L 21-35
Sep 26	Open	
Oct 3	at Navy	L 11-33
Oct 10	vs. Wyoming	W 31-17
Oct 17	at Colorado State	L 23-38
Oct 24	vs. Fresno State	W 42-14
Oct 31	at Hawaii	W 58-17
Nov 7	vs. Army	W 20-3
Nov 14	vs. Utah State	W 35-28
Nov 20	at Boise State	9:30 PM
Nov 28	at New Mexico	TBA

**THE DAVIE FILE**

**Born:** Sept. 30, 1954  
**Birthplace:** Sewickley, Pa.  
**Alma Mater:** Youngstown State, 1977  
**Playing Experience:** Youngstown State, 1975-76  
**Family:** Wife, Joanne; daughter Audra, son, Clay

**Bowl Games Coached:**

- (corresponding to the season, not the actual year of the bowl game)  
 2000 Fiesta Bowl  
 1998 Gator Bowl  
 1997 Independence Bowl  
 1995 Orange Bowl  
 1994 Fiesta Bowl  
 1993 Cotton Bowl  
 1992 Cotton Bowl  
 1991 Cotton Bowl  
 1990 Holiday Bowl  
 1989 Sun Bowl  
 1987 Cotton Bowl  
 1986 Cotton Bowl  
 1985 Cotton Bowl  
 1982 Cotton Bowl  
 1981 Sugar Bowl  
 1980 Gator Bowl  
 1979 Fiesta Bowl  
 1977 Gator Bowl


**Head Coaching Experience**

Year	School	Record	Bowl
2015	New Mexico	6-4	
2014	New Mexico	4-8	-
2013	New Mexico	3-9	-
2012	New Mexico	4-9	-
2001	Notre Dame	5-6	-
2000	Notre Dame	9-3	Fiesta Bowl
1999	Notre Dame	5-7	-
1998	Notre Dame	9-3	Gator Bowl
1997	Notre Dame	7-6	Independence Bowl

**Career record: 52-55**

**Assistant Coaching Experience**

Year	School	Position
1996	Notre Dame	Defensive Coordinator
1995	Notre Dame	Defensive Coordinator
1994	Notre Dame	Defensive Coordinator
1993	Texas A&M	Defensive Coordinator
1992	Texas A&M	Defensive Coordinator
1991	Texas A&M	Defensive Coordinator
1990	Texas A&M	Defensive Coordinator
1989	Texas A&M	Defensive Coordinator
1988	Texas A&M	Outside Linebackers
1987	Texas A&M	Outside Linebackers
1986	Texas A&M	Outside Linebackers
1985	Texas A&M	Outside Linebackers
1984	Tulane	DC./Asst. Head Coach
1983	Tulane	DC./Asst. Head Coach
1982	Pittsburgh	Linebackers
1981	Pittsburgh	Linebackers
1980	Pittsburgh	Linebackers
1979	Arizona	Linebackers
1978	Arizona	Linebackers
1977	Pittsburgh	Graduate Assistant



With the foundation now starting to take shape, Bob Davie enters his fourth season as coach at New Mexico. Davie's 11 wins in three seasons nearly quadruples the program's total from the three seasons prior to his arrival, but it's how he has been able to do it that is what has Lobo fans excited for the upcoming seasons. Davie has completely flipped the roster, with over 90% of the players on the 2014 roster recruited by his staff, and all but five for the 2015. New Mexico's three fifth-year seniors were the fewest of any non-service academy in the nation, and 2015 will be more of the same with just two fifth-year seniors on the roster. Davie has also done it with a New Mexico flavor, getting major contributions from local and state players, including 2014's leading receiver Jeric Magnant, 2014's second-leading scorer Zack Rogers, and starters such as quarterback Cole Gautsche and running back David Anaya. And the success and improvement isn't just on the field ... it's off it. In three seasons under Davie, the Lobos have picked up 50 Mountain West All-Academic selections, including a program record 20 in 2014, and 16 in 2013, the second-best total for football in school history. UNM also had five Mountain West Scholar-Athletes in 2013, the second-best total among the MW's 12 football programs. Over the course of 2012-13 and 2013-14, the football team posted the highest back to back football team GPAs in school history. The 2014 Lobos also featured three players on the Capital One/CoSIDA All-District team in Reece White, Garrett Adcock and Dakota Cox. The three players were exactly half of the honorees in the Mountain West as the rest of the league had three players combined. The 2014 season was another huge stepping stone for the program, one that saw the Lobos improve their win total from a season ago, and one that saw the Lobos competitive in

basically every game, no matter the stature of their opponent. New Mexico went 4-8 in 2014, a one-game improvement from 2013, but the improvement was certainly bigger than the win column. The Lobos shaved a full touchdown off of their points allowed, and 14.5 points off their defensive average against unranked opponents from a year ago. The 2014 Lobos again represented the Davie way of doing things, rushing the ball consistently. After Air Force's led the Mountain West in rushing for every year of the league's existence from 1999 (14 in all), UNM repeated as conference rushing champion in 2014. The Lobos' 301.4-yard average per game ranked fourth nationally, and UNM is the only team in the last three years to average 300 yards per game on the ground and finish in the top five nationally. The Lobos were in the top five nationally in runs of 10, 20, 30, 40, 50 and 60 yards as well. The Lobos also saw some success through the air, with seven touchdowns on the season and an average of 89.1 yards per game. Once again, UNM's special teams lived up to billing, with UNM leading the Mountain West in average return with a 22.4-yard average. UNM was the only school to return a kickoff for a touchdown, and it accomplished that twice, with two different returners. The kickoff return for a touchdown has become a hallmark of the Bob Davie era, as UNM now has seven kickoff returns for touchdowns in his three years as the head coach.

**UNDER DAVIE...**

<b>NEW MEXICO RECORD WHEN</b>	<b>2012</b>	<b>2013</b>	<b>2014</b>	<b>2015</b>	<b>OVERALL</b>
Lobos lead after 1st quarter	4-3	3-2	3-2	3-2	13-9
Lobos trail after 1st quarter	0-5	0-7	0-4	2-0	2-16
Score tied after 1st quarter	0-1	0-0	1-2	1-2	2-5
Lobos lead after halftime	4-1	2-1	3-2	4-0	13-4
Lobos trail after halftime	0-8	0-7	1-5	2-4	3-24
Score tied after halftime	0-0	1-1	0-1	0-0	1-2
Lobos lead after 3rd quarter	4-0	2-0	2-1	4-0	12-1
Lobos trail after 3rd quarter	0-9	1-8	2-7	1-4	4-28
Score tied after 3rd quarter	0-0	0-1	0-0	1-0	1-1
<b>SCHEDULE BREAKDOWN</b>	<b>2012</b>	<b>2013</b>	<b>2014</b>	<b>2015</b>	<b>OVERALL</b>
Overall	4-9	3-9	4-8	5-4	16-30
August	0-0	0-1	0-1	0-0	0-2
September	2-3	2-2	1-2	2-2	7-9
October	2-2	0-2	1-2	2-2	5-8
November	0-4	1-4	2-3	2-0	5-11
<b>CONFERENCE GAMES</b>	<b>2012</b>	<b>2013</b>	<b>2014</b>	<b>2015</b>	<b>OVERALL</b>
Home	0-4	1-3	1-3	2-0	4-10
Road	1-3	0-4	1-3	2-2	4-12
<b>NON-CONFERENCE GAMES</b>	<b>2012</b>	<b>2013</b>	<b>2014</b>	<b>2015</b>	<b>OVERALL</b>
Home	2-0	1-1	0-2	2-1	5-4
Road	1-2	1-1	2-0	0-1	4-4
<b>MISCELLANEOUS</b>	<b>2012</b>	<b>2013</b>	<b>2014</b>	<b>2015</b>	<b>OVERALL</b>
Games Decided by a TD or less (8 pts)	0-5	2-3	3-3	3-0	8-11
Games Decided by a FG or less (3 pts)	0-1	0-0	2-0	2-0	4-1
Games Played on Grass	1-0	0-1	0-0	0-1	1-2
Games Played on Turf	3-9	3-8	4-8	6-3	16-28
Day Games (start before 6 pm)	2-7	1-6	3-5	3-2	9-20
Night Games (start 6 pm or later)	2-2	2-4	1-3	3-2	8-12
vs. Ranked	0-2	0-0	0-2	0-0	0-4
Overtime	0-0	1-0	0-0	0-0	1-0

**New Mexico Inside Opponent Red-Zone**

Date	Opponent	Score	Times	Times	Total	Rush	Pass	FGs	Failed to score inside RZ							
			In RZ	Scored	Pts	TDs	TDs	TDs	Made	FGA	Down	Int	Fumb	Half	Game	
Sep 05, 2015	MISS. VALLEY STATE	W 66-0	7	6	38	5	5	0	1	0	1	0	0	0	0	0
Sep 12, 2015	TULSA	L 21-40	2	2	14	2	2	0	0	0	0	0	0	0	0	0
Sep 18, 2015	at Arizona State	L 10-34	2	1	3	0	0	0	1	1	0	0	0	0	0	0
Sep 26, 2015	at Wyoming	W 38-28	3	3	17	2	2	0	1	0	0	0	0	0	0	0
Oct 03, 2015	NEW MEXICO STATE	W 38-29	2	1	8	1	1	0	0	1	0	0	0	0	0	0
Oct 10, 2015	at Nevada	L 17-35	1	0	0	0	0	0	0	0	0	0	1	0	0	0
Oct 17, 2015	HAWAII	W 28-27	3	2	14	2	1	1	0	0	0	0	1	0	0	0
Oct 24, 2015	at San Jose State	L 21-31	3	2	14	2	2	0	0	1	0	0	0	0	0	0
Nov 07, 2015	UTAH STATE	W 14-13	1	1	7	1	1	0	0	0	0	0	0	0	0	0
Nov 14, 2015	at Boise State	W 31-24	5	4	24	3	3	0	1	0	0	1	0	0	0	0
Nov 21, 2015	COLORADO STATE															
Nov 28, 2015	AIR FORCE															
Totals			29	22	139	18	17	1	4	3	1	1	2	0	0	0
22 of 29 (75.9%)																

**Opponents Inside New Mexico Red-Zone**

Date	Opponent	Score	Times	Times	Total	Rush	Pass	FGs	Failed to score inside RZ							
			In RZ	Scored	Pts	TDs	TDs	TDs	Made	FGA	Down	Int	Fumb	Half	Game	
Sep 05, 2015	MISS. VALLEY STATE	W 66-0	1	0	0	0	0	0	0	0	0	0	1	0	0	0
Sep 12, 2015	TULSA	L 21-40	7	6	26	2	2	0	4	0	0	0	0	1	0	0
Sep 18, 2015	at Arizona State	L 10-34	4	4	20	2	1	1	2	0	0	0	0	0	0	0
Sep 26, 2015	at Wyoming	W 38-28	4	3	21	3	0	3	0	0	1	0	0	0	0	0
Oct 03, 2015	NEW MEXICO STATE	W 38-29	3	2	6	0	0	0	2	0	1	0	0	0	0	0
Oct 10, 2015	at Nevada	L 17-35	5	4	28	4	3	1	0	0	0	0	1	0	0	0
Oct 17, 2015	HAWAII	W 28-27	3	2	14	2	2	0	0	1	0	0	0	0	0	0
Oct 24, 2015	at San Jose State	L 21-31	2	1	7	1	1	0	0	0	1	0	0	0	0	0
Nov 07, 2015	UTAH STATE	W 14-13	3	1	3	0	0	0	1	0	1	0	1	0	0	0
Nov 14, 2015	at Boise State	W 31-24	6	2	10	1	0	1	1	1	1	1	1	0	0	0
Nov 21, 2015	COLORADO STATE															
Nov 28, 2015	AIR FORCE															
Totals			38	25	135	15	9	6	10	2	5	1	4	1	0	0
25 of 38 (65.8%)																

**2015 STARTING LINEUPS**

**OFFENSE**

OPPONENT	QB	WR	WR	WR	TE	RB	LT	LG	C	RG	RT
MVSU	L. Jordan	Gamblin	Wiggins	Bundy	R. White	Pressley	Henderson	Mahina	Fonua	Oldenkamp	Jenkins
TULSA	L. Jordan	Gamblin	Wiggins	Reed	R. White	Pressley	Henderson	Oldenkamp	Mahina	Jenkins	Adcock
at ASU	L. Jordan	Hart-Johnson	Bundy	Gipson (RB)	R. White	Pressley	Henderson	Oldenkamp	Mahina	Jenkins	Romine
at WYO	L. Jordan	Gamblin	Wiggins	Bundy	R. White	Pressley	Henderson	Oldenkamp	Mahina	Jenkins	Romine
NMSU	L. Jordan	Gamblin	Wiggins	Bundy	Gipson (RB)	Pressley	Henderson	Oldenkamp	Mahina	Jenkins	Romine
at NEV	L. Jordan	Gipson (RB)	Wiggins	Bundy	R. White	McQuarley	Henderson	Lewis	Mahina	Jenkins	Romine
HAW	L. Jordan	Hart-Johnson	Bundy	Anaya (RB)	R. White	Gipson	Henderson	Oldenkamp	Mahina	Jenkins	Romine
at SJSU	Apodaca	Hart-Johnson	Bundy	Gipson (RB)	R. White	Pressley	Henderson	Oldenkamp	Mahina	Jenkins	Romine
USU	L. Jordan	Gamblin	Wiggins	Bundy	R. White	Gipson	Henderson	Oldenkamp	Mahina	Jenkins	Romine
at BSU	L. Jordan	Gamblin	Wiggins	Bundy	R. White	Gipson	Henderson	Oldenkamp	Mahina	Jenkins	Romine
CSU											
AFA											

**DEFENSE**

OPPONENT	DE	NT	RE	OLB	MLB	RUSH LB	LCB	SS	FS	RCB	DART
MVSU	Hughes	Udeh	D'Avanzo	Carson	Cox	D. White	Byrd	Santos	Henry	C. Jones	Crosby
TULSA	Hughes	Udeh	D'Avanzo	Carson	Cox	D. White	Brown	Santos	Henry	C. Jones	Crosby
at ASU	Hughes	Udeh	D'Avanzo	Carson	Cox	D. White	Duncan	Santos	Henry	C. Jones	Crosby
at WYO	Hughes	Udeh	D'Avanzo	Carson	Cox	D. White	Brown	Santos	Henry	C. Jones	Rothschiller
NMSU	Hughes	Timmons	Okonkwo	Carson	Cox	D. White	Brown	Santos	Henry	C. Jones	Crosby
at NEV	Hughes	Udeh	Lee	Carson	Cox	D. White	Martin	Santos	Byrd	C. Jones	Crosby
HAW	Hughes	Udeh	D'Avanzo	Carson	Cox	D. White	Martin	Santos	Henry	C. Jones	Crosby
at SJSU	Udeh	Timmons	D'Avanzo	Carson	Cox	D. White	Martin	Santos	Henry	C. Jones	Crosby
USU	Baker	Udeh	D'Avanzo	Carson	Cox	D. White	Martin	Santos	Henry	C. Jones	Crosby
at BSU	Baker	Udeh	D'Avanzo	Langford	Cox	D. White	Martin	Maxwell	Henry	C. Jones	Rothschiller
CSU											
AFA											

Date	Opponent	Score	Overall	Conference	Time	Attend
Sep 05, 2015	MISS. VALLEY STATE	W 66-0	1-0	0-0	3:05	21930
Sep 12, 2015	TULSA	L 21-40	1-1	0-0	3:14	24167
Sep 18, 2015	at Arizona State	L 10-34	1-2	0-0	3:11	43310
* Sep 26, 2015	at Wyoming	W 38-28	2-2	1-0	3:02	18723
Oct 03, 2015	NEW MEXICO STATE	W 38-29	3-2	1-0	3:20	30900
* Oct 10, 2015	at Nevada	L 17-35	3-3	1-1	2:54	20426
* Oct 17, 2015	HAWAI'I	W 28-27	4-3	2-1	3:30	20541
* Oct 24, 2015	at San Jose State	L 21-31	4-4	2-2	2:50	11646
* Nov 07, 2015	UTAH STATE	W 14-13	5-4	3-2	3:26	19886
* Nov 14, 2015	at Boise State	W 31-24	6-4	4-2	3:50	32780
* Nov 21, 2015	COLORADO STATE					
* Nov 28, 2015	AIR FORCE					

**The Automated ScoreBook  
New Mexico Overall Team Statistics (as of Nov 15, 2015)  
All games**

Team Statistics	NM	OPP
SCORING	284	261
Points Per Game	28.4	26.1
Points Off Turnovers	64	50
FIRST DOWNS	173	229
Rushing	114	97
Passing	47	107
Penalty	12	25
RUSHING YARDAGE	2314	1888
Yards gained rushing	2576	2208
Yards lost rushing	262	320
Rushing Attempts	463	437
Average Per Rush	5.0	4.3
Average Per Game	231.4	188.8
TDs Rushing	29	14
PASSING YARDAGE	1386	2421
Comp-Att-Int	100-189-7	185-316-10
Average Per Pass	7.3	7.7
Average Per Catch	13.9	13.1
Average Per Game	138.6	242.1
TDs Passing	5	17
TOTAL OFFENSE	3700	4309
Total Plays	652	753
Average Per Play	5.7	5.7
Average Per Game	370.0	430.9
KICK RETURNS: #-Yards	26-580	16-368
PUNT RETURNS: #-Yards	9-51	19-63
INT RETURNS: #-Yards	10-116	7-71
KICK RETURN AVERAGE	22.3	23.0
PUNT RETURN AVERAGE	5.7	3.3
INT RETURN AVERAGE	11.6	10.1
FUMBLES-LOST	16-7	15-10
PENALTIES-Yards	75-700	59-464
Average Per Game	70.0	46.4
PUNTS-Yards	59-2439	45-1898
Average Per Punt	41.3	42.2
Net punt average	39.6	40.2
KICKOFFS-Yards	53-3401	54-3211
Average Per Kick	64.2	59.5
Net kick average	40.2	37.1
TIME OF POSSESSION/Game	29:40	30:20
3RD-DOWN Conversions	47/138	67/158
3rd-Down Pct	34%	42%
4TH-DOWN Conversions	11/15	7/20
4th-Down Pct	73%	35%
SACKS BY-Yards	27-171	9-60
MISC YARDS	-10	0
TOUCHDOWNS SCORED	38	31
FIELD GOALS-ATTEMPTS	5-10	15-18
ON-SIDE KICKS	0-0	0-3
RED-ZONE SCORES	(22-29) 76%	(25-38) 66%
RED-ZONE TOUCHDOWNS	(18-29) 62%	(15-38) 39%
PAT-ATTEMPTS	(37-37) 100%	(30-31) 97%
ATTENDANCE	117424	126885
Games/Avg Per Game	5/23485	5/25377
Neutral Site Games		0/0

Score by Quarters	1st	2nd	3rd	4th	OT	Total
New Mexico	87	66	77	54	0	284
Opponents	44	91	62	64	0	261

<b>Rushing</b>	gp	att	gain	loss	net	avg	td	lg	avg/g
GIPSON, Teriyon	9	106	629	10	619	5.8	6	79	68.8
PRESSLEY, Jhurell	10	112	634	33	601	5.4	6	74	60.1
JORDAN, Lamar	9	91	594	87	507	5.6	4	70	56.3
McQUARLEY, Richard	9	33	147	0	147	4.5	5	43	16.3
CHESTNUT, Daryl	10	13	127	8	119	9.2	2	64	11.9
OWENS, Tyrone	8	16	110	0	110	6.9	3	65	13.8
JORDAN, Romell	6	14	59	1	58	4.1	0	18	9.7
ANAYA, David	10	13	58	3	55	4.2	1	16	5.5
APODOCA, Austin	9	30	90	42	48	1.6	0	15	5.3
WIGGINS, Carlos	10	4	47	0	47	11.8	0	24	4.7
GAMBLIN, Dameon	10	8	53	6	47	5.9	0	16	4.7
WOODHOUSE, Diquon	8	7	18	6	12	1.7	1	7	1.5
ROGERS, Zack	10	2	10	0	10	5.0	0	8	1.0
HENDERSON, Reno	10	0	0	0	0	0.0	1	0	0.0
LAWSON, JuJuan	1	1	0	2	-2	-2.0	0	0	-2.0
TEAM	8	13	0	64	-64	-4.9	0	0	-8.0
<b>Total</b>	10	463	2576	262	2314	5.0	29	79	231.4
<b>Opponents</b>	10	437	2208	320	1888	4.3	14	71	188.8

<b>Passing</b>	gp	effic	comp-att-int	pct	yds	td	lg	avg/g
APODOCA, Austin	9	101.45	50-96-5	52.1	644	1	81	71.6
JORDAN, Lamar	9	133.55	50-91-2	54.9	742	4	86	82.4
ROGERS, Zack	10	0.00	0-1-0	0.0	0	0	0	0.0
ANAYA, David	10	0.00	0-1-0	0.0	0	0	0	0.0
<b>Total</b>	10	115.83	100-189-7	52.9	1386	5	86	138.6
<b>Opponents</b>	10	134.32	185-316-10	58.5	2421	17	93	242.1

<b>Receiving</b>	gp	no.	yds	avg	td	lg	avg/g
GAMBLIN, Dameon	10	31	380	12.3	2	62	38.0
GIPSON, Teriyon	9	13	142	10.9	0	44	15.8
WIGGINS, Carlos	10	11	189	17.2	1	64	18.9
WHITE, Reece	10	11	174	15.8	0	37	17.4
HART-JOHNSON, Dela	10	10	235	23.5	1	86	23.5
BUNDY, Marquis	10	6	97	16.2	0	46	9.7
DAVIS, Chris	7	5	53	10.6	0	18	7.6
JONES, Ridge	9	4	31	7.8	0	21	3.4
JORDAN, Romell	6	3	18	6.0	0	8	3.0
CHESTNUT, Daryl	10	2	32	16.0	0	30	3.2
QUARELLS, Matt	6	2	23	11.5	0	17	3.8
ANAYA, David	10	1	11	11.0	1	11	1.1
REED, Patrick	7	1	1	1.0	0	1	0.1
<b>Total</b>	10	100	1386	13.9	5	86	138.6
<b>Opponents</b>	10	185	2421	13.1	17	93	242.1

<b>Punt Returns</b>	no.	yds	avg	td	lg
WIGGINS, Carlos	8	51	6.4	0	23
DAVIS, Chris	1	0	0.0	0	0
<b>Total</b>	9	51	5.7	0	23
<b>Opponents</b>	19	63	3.3	0	18

<b>Interceptions</b>	no.	yds	avg	td	lg
BYRD, Markel	3	25	8.3	0	25
CROSBY, Lee	2	29	14.5	0	26
JONES, Cranston	2	15	7.5	0	15
COX, Dakota	1	8	8.0	0	8
GREEN, Travis	1	32	32.0	1	32
LANGFORD, Ryan	1	7	7.0	0	7
<b>Total</b>	10	116	11.6	1	32
<b>Opponents</b>	7	71	10.1	0	44

<b>Kick Returns</b>	no.	yds	avg	td	lg
WIGGINS, Carlos	14	413	29.5	1	100
CHESTNUT, Daryl	6	109	18.2	0	30
WHITE, Reece	3	23	7.7	0	9
JONES, Ridge	2	27	13.5	0	16
GREEN, Travis	1	8	8.0	0	8
<b>Total</b>	26	580	22.3	1	100
<b>Opponents</b>	16	368	23.0	0	56

<b>Fumble Returns</b>	no.	yds	avg	td	lg
MARTIN, Nias	1	77	77.0	1	77
CROSBY, Lee	0	0	0.0	1	0
<b>Total</b>	1	77	77.0	2	77
<b>Opponents</b>	0	0	0.0	0	0



<b>Rushing</b>	gp	att	gain	loss	net	avg	td	lg	avg/g
GIPSON, Teriyon	9	106	629	10	619	5.8	6	79	68.8
PRESSLEY, Jhurell	10	112	634	33	601	5.4	6	74	60.1
JORDAN, Lamar	9	91	594	87	507	5.6	4	70	56.3
McQUARLEY, Richard	9	33	147	0	147	4.5	5	43	16.3
CHESTNUT, Daryl	10	13	127	8	119	9.2	2	64	11.9
OWENS, Tyrone	8	16	110	0	110	6.9	3	65	13.8
JORDAN, Romell	6	14	59	1	58	4.1	0	18	9.7
ANAYA, David	10	13	58	3	55	4.2	1	16	5.5
APODOCA, Austin	9	30	90	42	48	1.6	0	15	5.3
GAMBLIN, Dameon	10	8	53	6	47	5.9	0	16	4.7
WIGGINS, Carlos	10	4	47	0	47	11.8	0	24	4.7
WOODHOUSE, Diquon	8	7	18	6	12	1.7	1	7	1.5
ROGERS, Zack	10	2	10	0	10	5.0	0	8	1.0
HENDERSON, Reno	10	0	0	0	0	0.0	1	0	0.0
LAWSON, JuJuan	1	1	0	2	-2	-2.0	0	0	-2.0
TEAM	8	13	0	64	-64	-4.9	0	0	-8.0
Total	10	463	2576	262	2314	5.0	29	79	231.4
Opponents	10	437	2208	320	1888	4.3	14	71	188.8

<b>Passing</b>	gp	effic	comp-att-int	pct	yds	td	lg	avg/g
APODOCA, Austin	9	101.45	50-96-5	52.1	644	1	81	71.6
JORDAN, Lamar	9	133.55	50-91-2	54.9	742	4	86	82.4
ROGERS, Zack	10	0.00	0-1-0	0.0	0	0	0	0.0
ANAYA, David	10	0.00	0-1-0	0.0	0	0	0	0.0
Total	10	115.83	100-189-7	52.9	1386	5	86	138.6
Opponents	10	134.32	185-316-10	58.5	2421	17	93	242.1

<b>Receiving</b>	gp	no.	yds	avg	td	lg	avg/g
GAMBLIN, Dameon	10	31	380	12.3	2	62	38.0
GIPSON, Teriyon	9	13	142	10.9	0	44	15.8
WIGGINS, Carlos	10	11	189	17.2	1	64	18.9
WHITE, Reece	10	11	174	15.8	0	37	17.4
HART-JOHNSON, Dela	10	10	235	23.5	1	86	23.5
BUNDY, Marquis	10	6	97	16.2	0	46	9.7
DAVIS, Chris	7	5	53	10.6	0	18	7.6
JONES, Ridge	9	4	31	7.8	0	21	3.4
JORDAN, Romell	6	3	18	6.0	0	8	3.0
CHESTNUT, Daryl	10	2	32	16.0	0	30	3.2
QUARELLS, Matt	6	2	23	11.5	0	17	3.8
ANAYA, David	10	1	11	11.0	1	11	1.1
REED, Patrick	7	1	1	1.0	0	1	0.1
Total	10	100	1386	13.9	5	86	138.6
Opponents	10	185	2421	13.1	17	93	242.1

<b>Punt Returns</b>	no.	yds	avg	td	lg
WIGGINS, Carlos	8	51	6.4	0	23
DAVIS, Chris	1	0	0.0	0	0
Total	9	51	5.7	0	23
Opponents	19	63	3.3	0	18

<b>Interceptions</b>	no.	yds	avg	td	lg
BYRD, Markel	3	25	8.3	0	25
CROSBY, Lee	2	29	14.5	0	26
JONES, Cranston	2	15	7.5	0	15
COX, Dakota	1	8	8.0	0	8
LANGFORD, Ryan	1	7	7.0	0	7
GREEN, Travis	1	32	32.0	1	32
Total	10	116	11.6	1	32
Opponents	7	71	10.1	0	44

<b>Kick Returns</b>	no.	yds	avg	td	lg
WIGGINS, Carlos	14	413	29.5	1	100
CHESTNUT, Daryl	6	109	18.2	0	30
WHITE, Reece	3	23	7.7	0	9
JONES, Ridge	2	27	13.5	0	16
GREEN, Travis	1	8	8.0	0	8
Total	26	580	22.3	1	100
Opponents	16	368	23.0	0	56

<b>Fumble Returns</b>	no.	yds	avg	td	lg
MARTIN, Nias	1	77	77.0	1	77
CROSBY, Lee	0	0	0.0	1	0
Total	1	77	77.0	2	77
Opponents	0	0	0.0	0	0

All Purpose	g	rush	rcv	pr	kr	ir	total	avg/g
GIPSON, Teriyo	9	619	142	0	0	0	761	84.6
WIGGINS, Carlo	10	47	189	51	413	0	700	70.0
PRESSLEY, Jhu	10	601	0	0	0	0	601	60.1
JORDAN, Lamar	9	507	0	0	0	0	507	56.3
GAMBLIN, Dam	10	47	380	0	0	0	427	42.7
CHESTNUT, Da	10	119	32	0	109	0	260	26.0
HART-JOHNSO	10	0	235	0	0	0	235	23.5
WHITE, Reece	10	0	174	0	23	0	197	19.7
McQUARLEY, R	9	147	0	0	0	0	147	16.3
OWENS, Tyrone	8	110	0	0	0	0	110	13.8
BUNDY, Marqui	10	0	97	0	0	0	97	9.7
JORDAN, Rome	6	58	18	0	0	0	76	12.7
ANAYA, David	10	55	11	0	0	0	66	6.6
JONES, Ridge	9	0	31	0	27	0	58	6.4
DAVIS, Chris	7	0	53	0	0	0	53	7.6
APODOCA, Aus	9	48	0	0	0	0	48	5.3
GREEN, Travis	10	0	0	0	8	32	40	4.0
CROSBY, Lee	10	0	0	0	0	29	29	2.9
BYRD, Markel	9	0	0	0	0	25	25	2.8
QUARELLS, Ma	6	0	23	0	0	0	23	3.8
JONES, Cransto	10	0	0	0	0	15	15	1.5
WOODHOUSE,	8	12	0	0	0	0	12	1.5
ROGERS, Zack	10	10	0	0	0	0	10	1.0
COX, Dakota	10	0	0	0	0	8	8	0.8
LANGFORD, Ry	10	0	0	0	0	7	7	0.7
REED, Patrick	7	0	1	0	0	0	1	0.1
LAWSON, JuJu	1	-2	0	0	0	0	-2	-2.0
TEAM	8	-64	0	0	0	0	-64	-8.0
Total	10	2314	1386	51	580	116	4447	444.7
Opponents	10	1888	2421	63	368	71	4811	481.1

#	Defensive Leaders	gp	Tackles				Sacks	Pass defense			Fumbles		blkd	
			ua	a	tot	tfl/yds		no-yds	int-yds	brup	qbh	rcv-yds	ff	kick
49	COX, Dakota	10	39	34	73	10.0-26	4.0-14	1-8	1	1	.	.	.	.
2C	CARSON, Kimmie	10	47	9	56	7.0-30	2.5-21	.	.	2	.	.	.	.
14	HENRY, Daniel	10	33	16	49	3.0-11	1.0-4	.	2	1	1-0	.	.	.
5C	CROSBY, Lee	10	32	17	49	5.0-17	1.0-7	2-29	3	.	1-0	1	.	.
2L	LANGFORD, Ryan	10	21	23	44	6.5-21	2.0-13	1-7	2	.	1-0	.	.	.
12	SANTOS, Ryan	10	22	19	41	.	.	.	1	.	.	.	.	.
22	BYRD, Markel	9	30	10	40	2.0-13	1.0-10	3-25	2	.	.	.	.	.
58	DANIELS, Mauric	10	23	14	37	11.5-58	5.5-32	.	4	2	.	1	.	.
91	D'AVANZO, Nik	10	23	13	36	6.5-21	0.5-4	.	2	3	1-0	.	.	.
54	WHITE, Donnie	10	16	16	32	4.5-26	3.0-20	.	1	2	.	.	.	.
21	DUNCAN, Donnie	10	25	3	28	1.0-2	.	.	2	.	.	.	.	.
19	MARTIN, Nias	10	23	3	26	2.0-4	.	.	2	.	1-77	.	.	.
3	JONES, Cranston	10	21	4	25	1.0-1	.	2-15	4	.	.	.	.	.
53	BAKER, Cody	10	12	10	22	1.5-8	1.0-8	.	.	.	.	.	.	.
28	ROTHSCHILLER, Jake	10	11	9	20	2.0-2	.	.	1	.	.	.	.	.
92	UDEH, William	10	6	8	14	2.0-7	.	.	.	.	.	.	.	.
9H	HUGHES, Garrett	9	8	5	13	5.5-21	2.0-11	.	1	.	.	.	.	.
8	BENNETT, Ricky	8	9	4	13	.	.	.	.	.	.	.	.	.
5T	TIMMONS, Taylor	9	6	5	11	5.0-32	3.5-27	.	.	.	.	.	.	.
4B	BROWN, Isaiah	5	9	2	11	.	.	.	2	.	.	.	.	.
35	MAXWELL, Kenneth	6	5	2	7	.	.	.	.	.	.	.	.	.
25	ANAYA, David	10	5	1	6	.	.	.	.	.	.	1	.	.
98	OKONKWO, Kene	5	2	3	5	1.5-1	.	.	.	1	.	.	.	.
46	WALSH, Michael	10	3	2	5	.	.	.	.	.	1-0	.	.	.
32	ARREDONDO, Michael	10	2	3	5	.	.	.	.	.	.	.	.	.
9	GREEN, Travis	10	4	.	4	.	.	1-32	.	.	.	.	.	.
29	DONALDSON, Kenya	7	2	2	4	0.5-4	.	.	.	.	.	.	.	.
15	RUSSO, John	10	1	3	4	.	.	.	.	.	.	.	.	.
80	WHITE, Reece	10	2	1	3	.	.	.	.	.	2-0	.	.	.
TM	TEAM	8	2	.	2	2.0-3	.	.	.	.	.	.	.	1
27	PARKER, Bijon	5	2	.	2	.	.	.	.	.	.	.	.	.
33	HART, Alex	6	1	1	2	.	.	.	.	.	.	.	.	.
52	MABANY, Sam	5	1	1	2	.	.	.	.	.	.	.	.	.
4	JORDAN, Romell	6	2	.	2	.	.	.	.	.	.	.	.	.
6	PRESSLEY, Jhurell	10	.	2	2	.	.	.	.	.	1-0	.	.	.
23	ADEWON, Tayo	10	1	1	2	.	.	.	.	.	.	.	.	.
2	WOODHOUSE, Diquo	8	1	.	1	.	.	.	.	.	.	.	.	.
1Q	QUARELLS, Matt	6	1	.	1	.	.	.	.	.	.	.	.	.
10	APODOCA, Austin	9	1	.	1	.	.	.	.	.	.	.	.	.
82	HART-JOHNSON, Del	10	1	.	1	.	.	.	.	.	.	.	.	.
95	SANDERS, Jason	10	.	1	1	.	.	.	.	.	.	.	.	.
97	ROMERO, Steven	10	.	1	1	.	.	.	.	.	.	.	.	.
59	LEE, Chris	7	.	.	.	.	.	.	.	1	1-0	.	.	.
Total		10	455	248	703	80-308	27-171	10-116	30	13	10-77	3	.	1
Opponents		10	420	208	628	54-177	9-60	7-71	21	4	7-0	8	1	.

**#75 RENO HENDERSON - LEFT TACKLE**

Opponent	Assignment	Technique	Effort	KDs
MVSU	49/49 (100%)	37/49 (76%)	33/49 (67%)	3
TULSA	67/68 (99%)	48/68 (71%)	53/68 (78%)	5
at ASU	77/77 (100%)	55/77 (71%)	60/77 (78%)	8
at WYO	56/57 (98%)	40/57 (70%)	43/57 (75%)	3
NMSU	79/80 (99%)	67/80 (84%)	74/80 (93%)	8
AT UNR	61/62 (98%)	45/62 (73%)	52/62 (84%)	4
HAW	83/84 (99%)	57/84 (68%)	67/84 (80%)	12
at SJSU	55/55 (100%)	38/55 (69%)	46/55 (84%)	2
USU	60/61 (98%)	41/61 (67%)	47/61 (77%)	2
at BSU	52/56 (93%)	38/56 (68%)	40/56 (71%)	6
CSU				
AFA				
<b>TOTALS</b>	<b>639/649 (98%)</b>	<b>466/649 (72%)</b>	<b>515/649 (79%)</b>	<b>53</b>

**#51 EDEN MAHINA - LEFT GUARD/CENTER**

Opponent	Assignment	Technique	Effort	KDs
MVSU	49/49 (100%)	31/49 (63%)	36/49 (73%)	10
TULSA	68/68 (100%)	43/68 (63%)	51/68 (75%)	8
at ASU	74/79 (94%)	47/79 (59%)	57/79 (72%)	7
at WYO	56/57 (98%)	30/57 (53%)	35/57 (61%)	9
NMSU	80/80 (100%)	62/80 (78%)	64/80 (80%)	9
AT UNR	61/62 (98%)	43/62 (69%)	52/62 (84%)	7
HAW	82/85 (96%)	50/85 (59%)	65/85 (76%)	11
at SJSU	53/55 (96%)	30/55 (55%)	44/55 (80%)	6
USU	61/61 (100%)	37/61 (61%)	47/61 (77%)	10
at BSU	52/52 (100%)	23/52 (44%)	39/52 (75%)	5
CSU				
AFA				
<b>TOTALS</b>	<b>636/649 (98%)</b>	<b>396/649 (61%)</b>	<b>490/649 (76%)</b>	<b>82</b>

**#66 TEVITA FONUA - CENTER**

Opponent	Assignment	Technique	Effort	KDs
MVSU	64/65 (98%)	19/65 (29%)	39/65 (60%)	8
TULSA		Did Not Play		
at ASU		Did Not Play		
at WYO		Did Not Play		
NMSU		Did Not Play		
AT UNR		Did Not Play		
HAW		Did Not Play		
at SJSU		Did Not Play		
USU		Did Not Play		
at BSU				
CSU				
AFA				
<b>TOTALS</b>	<b>64/65 (98%)</b>	<b>19/65 (29%)</b>	<b>39/65 (60%)</b>	<b>8</b>

**#79 BRYAN OLDENKAMP - LEFT/RIGHT GUARD**

Opponent	Assignment	Technique	Effort	KDs
MVSU	35/35 (100%)	18/35 (51%)	28/35 (80%)	1
TULSA	61/61 (100%)	35/61 (57%)	46/61 (75%)	9
at ASU	15/15 (100%)	4/15 (27%)	9/15 (60%)	1
at WYO	55/57 (96%)	27/57 (47%)	45/57 (79%)	5
NMSU	79/80 (99%)	49/80 (61%)	66/80 (83%)	11
AT UNR	55/55 (100%)	24/55 (44%)	40/55 (73%)	7
HAW	82/85 (96%)	50/85 (59%)	65/85 (76%)	15
at SJSU	50/50 (100%)	33/50 (66%)	41/50 (82%)	4
USU	40/40 (100%)	29/40 (73%)	31/40 (78%)	2
at BSU	52/52 (100%)	24/52 (46%)	39/52 (75%)	9
CSU				
AFA				
<b>TOTALS</b>	<b>524/530 (99%)</b>	<b>293/530 (56%)</b>	<b>410/530 (78%)</b>	<b>60</b>

**#55 AARON JENKINS - RIGHT TACKLE/GUARD**

Opponent	Assignment	Technique	Effort	KDs
MVSU	49/49 (100%)	40/49 (80%)	37/49 (76%)	11
TULSA	65/68 (96%)	21/68 (31%)	36/68 (53%)	7
at ASU	75/77 (97%)	36/77 (47%)	45/77 (58%)	5
at WYO	55/57 (96%)	35/57 (61%)	41/57 (72%)	11
NMSU	78/80 (98%)	45/80 (56%)	65/80 (81%)	20
AT UNR	61/62 (98%)	33/62 (53%)	52/62 (84%)	7
HAW	82/84 (98%)	49/84 (58%)	68/84 (81%)	9
at SJSU	55/55 (100%)	27/55 (49%)	41/55 (75%)	10
USU	60/61 (98%)	29/61 (48%)	51/61 (84%)	14
at BSU	51/53 (96%)	20/53 (38%)	37/53 (70%)	8
CSU				
AFA				
<b>TOTALS</b>	<b>631/646 (98%)</b>	<b>335/646 (52%)</b>	<b>473/646 (73%)</b>	<b>102</b>

**#62 GARRETT ADCKOCK - RIGHT TACKLE**

Opponent	Assignment	Technique	Effort	KDs
MVSU	21/21 (100%)	17/21 (81%)	18/21 (86%)	7
TULSA	23/25 (92%)	12/25 (48%)	18/25 (72%)	1
at ASU		Did Not Play		
at WYO		Did Not Play		
NMSU		Did Not Play		
AT UNR		Did Not Play		
HAW		Did Not Play		
at SJSU		Did Not Play		
USU		Did Not Play		
at BSU				
CSU				
AFA				
<b>TOTALS</b>	<b>44/46 (96%)</b>	<b>29/46 (63%)</b>	<b>36/46 (78%)</b>	<b>8</b>

**#50 CHRIS LEWIS - LEFT GUARD**

Opponent	Assignment	Technique	Effort	KDs
MVSU	21/24 (88%)	10/24 (42%)	18/24 (75%)	2
TULSA	4/4 (100%)	3/4 (75%)	3/4 (75%)	0
at ASU	61/62 (98%)	27/62 (44%)	43/62 (69%)	5
at WYO		Did Not Play		
NMSU		Did Not Play		
AT UNR	7/7 (100%)	3/7 (43%)	4/7 (57%)	0
HAW		Did Not Play		
at SJSU	5/5 (100%)	2/5 (40%)	5/5 (100%)	0
USU	18/20 (90%)	9/20 (45%)	12/20 (60%)	2
at BSU				
CSU				
AFA				
<b>TOTALS</b>	<b>116/122 (95%)</b>	<b>54/122 (44%)</b>	<b>85/122 (70%)</b>	<b>9</b>

**#64 JACK LAMM - GUARD**

Opponent	Assignment	Technique	Effort	KDs
MVSU	8/8 (100%)	4/8 (50%)	8/8 (100%)	1
TULSA		Did Not Play		
at ASU		Did Not Play		
at WYO		Did Not Play		
NMSU		Did Not Play		
AT UNR		Did Not Play		
HAW		Did Not Play		
at SJSU		Did Not Play		
USU		Did Not Play		
at BSU				
CSU				
AFA				
<b>TOTALS</b>	<b>8/8 (100%)</b>	<b>4/8 (50%)</b>	<b>8/8 (100%)</b>	<b>1</b>

**#65 JACK ZILTZ - RIGHT GUARD/TACKLE**

Opponent	Assignment	Technique	Effort	KDs
MVSU	19/24 (79%)	10/24 (42%)	18/24 (75%)	5
TULSA		Did Not Play		
at ASU	5/5 (100%)	3/5 (60%)	4/5 (80%)	0
at WYO		Did Not Play		
NMSU		Did Not Play		
AT UNR		Did Not Play		
HAW		Did Not Play		
at SJSU		Did Not Play		
USU		Did Not Play		
at BSU				
CSU				
AFA				
<b>TOTALS</b>	<b>24/29 (83%)</b>	<b>13/29 (45%)</b>	<b>22/29 (76%)</b>	<b>5</b>

**#76 DILLON ROMINE - RIGHT TACKLE**

Opponent	Assignment	Technique	Effort	KDs
MVSU	7/7 (100%)	5/7 (71%)	7/7 (100%)	1
TULSA	43/43 (100%)	28/43 (65%)	37/43 (86%)	2
at ASU	72/72 (100%)	36/72 (50%)	45/72 (63%)	12
at WYO	56/57 (98%)	33/57 (58%)	46/57 (81%)	2
NMSU	79/81 (98%)	60/81 (75%)	63/81 (78%)	11
AT UNR	61/62 (98%)	34/62 (55%)	40/62 (65%)	5
HAW	82/84 (98%)	60/84 (71%)	72/84 (86%)	9
at SJSU	55/55 (100%)	34/55 (62%)	44/55 (80%)	4
USU	60/61 (98%)	29/61 (48%)	51/61 (84%)	7
at BSU	51/54 (94%)	28/54 (52%)	44/54 (81%)	6
CSU				
AFA				
<b>TOTALS</b>	<b>566/576 (98%)</b>	<b>347/576 (60%)</b>	<b>439/576 (76%)</b>	<b>55</b>

**#67 ANDREW AQUA - LEFT TACKLE**

Opponent	Assignment	Technique	Effort	KDs
MVSU	15/17 (88%)	9/17 (53%)	11/17 (65%)	3
TULSA		Did Not Play		
at ASU		Did Not Play		
at WYO		Did Not Play		
NMSU		Did Not Play		
AT UNR		Did Not Play		
HAW		Did Not Play		
at SJSU		Did Not Play		
USU		Did Not Play		
at BSU				
CSU				
AFA				
<b>TOTALS</b>	<b>15/17 (88%)</b>	<b>9/17 (53%)</b>	<b>11/17 (65%)</b>	<b>3</b>

**#61 DARIAN ALLEN - LEFT GUARD**

Opponent	Assignment	Technique	Effort	KDs
MVSU	16/17 (94%)	10/17 (59%)	13/17 (76%)	2
TULSA	3/3 (100%)	0/3 (0%)	0/3 (0%)	0
at ASU		Did Not Play		
at WYO		Did Not Play		
NMSU		Did Not Play		
AT UNR		Did Not Play		
HAW		Did Not Play		
at SJSU		Did Not Play		
USU		Did Not Play		
at BSU				
CSU				
AFA				
<b>TOTALS</b>	<b>19/20 (95%)</b>	<b>10/20 (50%)</b>	<b>13/20 (65%)</b>	<b>2</b>

SEASON

CAREER

Rushing	gp	att	gain	loss	net	avg	td	lg	avg/g	gp	att	gain	loss	net	avg	td	lg	avg/g
GIPSON, Teriyon	9	106	629	10	619	5.8	6	79	68.8	30	294	1694	46	1648	5.6	19	79	54.9
PRESSLEY, Jhurell	10	112	634	33	601	5.4	6	74	60.1	47	359	2507	88	2419	6.7	30	80	51.5
JORDAN, Lamar	9	91	594	87	507	5.6	4	70	56.3	20	211	1322	203	1119	5.3	7	70	56.0
McQUARLEY, Richard	9	33	147	0	147	4.5	5	43	16.3	9	33	147	0	147	4.5	5	43	16.3
CHESTNUT, Daryl	10	13	127	8	119	9.2	2	64	11.9	10	13	127	8	119	9.2	2	64	11.9
OWENS, Tyrone	8	16	110	0	110	6.9	3	65	13.8	8	16	110	0	110	6.9	3	65	13.8
JORDAN, Romell	6	14	59	1	58	4.1	0	18	9.7	15	48	284	3	281	5.9	3	72	18.7
ANAYA, David	10	13	58	3	55	4.2	1	16	5.5	47	63	369	19	350	5.6	2	51	7.4
APODOCA, Austin	9	30	90	42	48	1.6	0	15	5.3	9	30	90	42	48	1.6	0	15	5.3
WIGGINS, Carlos	10	4	47	0	47	11.8	0	24	4.7	43	44	510	14	496	11.3	4	35	11.5
GAMBLIN, Dameon	10	8	53	6	47	5.9	0	16	4.7	33	10	83	6	77	7.7	0	19	2.3
WOODHOUSE, Diquon	8	7	18	6	12	1.7	1	7	1.5	8	7	18	6	12	1.7	1	7	1.5
ROGERS, Zack	10	2	10	0	10	5.0	0	8	1.0	22	2	10	0	10	5.0	0	8	0.5
HENDERSON, Reno	10	0	0	0	0	0.0	1	0	0.0	22	0	0	0	0	0.0	1	0	0.0
LAWSON, JuJuan	1	1	0	2	-2	-2.0	0	0	-2.0	1	1	0	2	-2	-2.0	0	0	-2.0
TEAM	8	13	0	64	-64	-4.9	0	0	-8.0									
Total	10	463	2576	262	2314	5.0	29	79	231.4									
Opponents	10	437	2208	320	1888	4.3	14	71	188.8									

Passing	gp	effic	comp-att-int	pct	yds	td	lg	avg/g	gp	effic	comp-att-int	pct	yds	td	lg	avg/g
APODOCA, Austin	9	101.45	50-96-5	52.1	644	1	81	71.6	9	101.45	50-96-5	52.1	644	1	81	71.6
JORDAN, Lamar	9	133.55	50-91-2	54.9	742	4	86	82.4	20	130.79	109-203-7	53.7	1637	10	86	81.8
ROGERS, Zack	10	0.00	0-1-0	0.0	0	0	0	0.0	22	0.00	0-1-0	0.0	0	0	0	0.0
ANAYA, David	10	0.00	0-1-0	0.0	0	0	0	0.0	47	193.73	1-3-0	33.3	18	1	18	0.4
Total	10	115.83	100-189-7	52.9	1386	5	86	138.6								
Opponents	10	134.32	185-316-10	58.5	2421	17	93	242.1								

Receiving	gp	no.	yds	avg	td	lg	avg/g	gp	no.	yds	avg	td	lg	avg/g
GAMBLIN, Dameon	10	31	380	12.3	2	62	38.0	33	35	412	11.8	2	62	12.5
GIPSON, Teriyon	9	13	142	10.9	0	44	15.8	30	29	264	9.1	1	44	8.8
WIGGINS, Carlos	10	11	189	17.2	1	64	18.9	43	35	516	14.7	4	64	12.0
WHITE, Reece	10	11	174	15.8	0	37	17.4	39	23	398	17.3	2	50	10.2
HART-JOHNSON, Dela	10	10	235	23.5	1	86	23.5	10	10	235	23.5	1	86	23.5
BUNDY, Marquis	10	6	97	16.2	0	46	9.7	47	30	382	12.7	2	46	8.1
DAVIS, Chris	7	5	53	10.6	0	18	7.6	17	5	53	10.6	0	18	3.1
JONES, Ridge	9	4	31	7.8	0	21	3.4	32	9	64	7.1	0	21	2.0
JORDAN, Romell	6	3	18	6.0	0	8	3.0	15	4	40	10.0	0	22	2.7
CHESTNUT, Daryl	10	2	32	16.0	0	30	3.2	10	2	32	16.0	0	30	3.2
QUARELLS, Matt	6	2	23	11.5	0	17	3.8	6	2	23	11.5	0	17	3.8
ANAYA, David	10	1	11	11.0	1	11	1.1	47	9	181	20.1	2	41	3.9
REED, Patrick	7	1	1	1.0	0	1	0.1	7	1	1	1.0	0	1	0.1
Total	10	100	1386	13.9	5	86	138.6							
Opponents	10	185	2421	13.1	17	93	242.1							

Total Offense	g	plays	rush	pass	total	avg/g	g	plays	rush	pass	total	avg/g
JORDAN, Lamar	9	182	507	742	1249	138.8	20	414	1119	1637	2756	137.8
APODOCA, Austin	9	126	48	644	692	76.9	9	126	48	644	692	76.9
GIPSON, Teriyon	9	106	619	0	619	68.8	30	294	1648	0	1648	54.9
PRESSLEY, Jhurell	10	112	601	0	601	60.1	47	359	2419	0	2419	51.5
McQUARLEY, Richard	9	33	147	0	147	16.3	9	33	147	0	147	16.3
CHESTNUT, Daryl	10	13	119	0	119	11.9	10	13	119	0	119	11.9
OWENS, Tyrone	8	16	110	0	110	13.8	8	16	110	0	110	13.8
JORDAN, Romell	6	14	58	0	58	9.7	15	48	281	0	281	18.7
ANAYA, David	10	14	55	0	55	5.5	47	66	350	18	368	7.8
WIGGINS, Carlos	10	4	47	0	47	4.7	43	44	496	0	496	11.5
GAMBLIN, Dameon	10	8	47	0	47	4.7	33	10	77	0	77	2.3
WOODHOUSE, Diquon	8	7	12	0	12	1.5	8	7	12	0	12	1.5
ROGERS, Zack	10	3	10	0	10	1.0	22	3	10	0	10	0.5
LAWSON, JuJuan	1	1	-2	0	-2	-2.0	1	1	-2	0	-2	-2.0
TEAM	8	13	-64	0	-64	-8.0						
Total	10	652	2314	1386	3700	370.0						
Opponents	10	753	1888	2421	4309	430.9						

SEASON

CAREER

Scoring	SEASON			PAT			SEASON			PAT			CAREER					
	td	fg	kick	rush	rcv	pass	dxp	saf	pts	td	fg	kick	rush	rcv	pass	dxp	saf	pts
PRESSLEY, Jhurell	6	-	-	-	-	-	-	-	36	31	-	-	1-1	-	-	-	-	188
GIPSON, Teriyon	6	-	-	-	-	-	-	-	36	20	-	-	-	-	-	-	-	120
SANDERS, Jason	-	3-7	22-22	-	-	-	-	-	31	-	3-7	22-22	-	-	-	-	-	31
McQUARLEY, Richard	5	-	-	-	-	-	-	-	30	5	-	-	-	-	-	-	-	30
JORDAN, Lamar	4	-	-	1-1	-	-	-	-	26	7	-	-	1-1	-	-	-	-	44
ROGERS, Zack	-	2-3	15-15	-	-	-	-	-	21	-	7-11	58-59	-	-	-	-	-	79
OWENS, Tyrone	3	-	-	-	-	-	-	-	18	3	-	-	-	-	-	-	-	18
GAMBLIN, Dameon	2	-	-	-	-	-	-	-	12	2	-	-	-	-	-	-	-	12
WIGGINS, Carlos	2	-	-	-	-	-	-	-	12	13	-	-	0-1	-	-	-	-	78
ANAYA, David	2	-	-	-	-	-	-	-	12	4	-	-	-	-	-	-	-	24
CHESTNUT, Daryl	2	-	-	-	-	-	-	-	12	2	-	-	-	-	-	-	-	12
HENDERSON, Reno	1	-	-	-	-	-	-	-	6	1	-	-	-	-	-	-	-	6
MARTIN, Nias	1	-	-	-	-	-	-	-	6	1	-	-	-	-	-	-	-	6
WOODHOUSE, Diquon	1	-	-	-	-	-	-	-	6	1	-	-	-	-	-	-	-	6
CROSBY, Lee	1	-	-	-	-	-	-	-	6	1	-	-	-	-	-	-	-	6
HART-JOHNSON, Dela	1	-	-	-	-	-	-	-	6	1	-	-	-	-	-	-	-	6
GREEN, Travis	1	-	-	-	-	-	-	-	6	1	-	-	-	-	-	-	-	6
TEAM	-	-	-	-	-	-	-	1	2	-	-	-	-	-	-	-	-	-
Total	38	5-10	37-37	1-1	-	-	-	1	284									
Opponents	31	15-18	30-31	-	-	-	-	-	261									

Punt Returns	no.	yds	avg	td	lg	no.	yds	avg	td	lg
WIGGINS, Carlos	8	51	6.4	0	23	8	51	6.4	0	23
DAVIS, Chris	1	0	0.0	0	0	8	35	4.4	0	13
Total	9	51	5.7	0	23					
Opponents	19	63	3.3	0	18					

Kick Returns	no.	yds	avg	td	lg	no.	yds	avg	td	lg
WIGGINS, Carlos	14	413	29.5	1	100	79	2231	28.2	5	100
CHESTNUT, Daryl	6	109	18.2	0	30	6	109	18.2	0	30
WHITE, Reece	3	23	7.7	0	9	6	64	10.7	0	18
JONES, Ridge	2	27	13.5	0	16	16	389	24.3	1	100
GREEN, Travis	1	8	8.0	0	8	1	8	8.0	0	8
Total	26	580	22.3	1	100					
Opponents	16	368	23.0	0	56					

Interceptions	no.	yds	avg	td	lg	no.	yds	avg	td	lg
BYRD, Markel	3	25	8.3	0	25	4	46	11.5	0	25
JONES, Cranston	2	15	7.5	0	15	6	76	12.7	2	39
CROSBY, Lee	2	29	14.5	0	26	2	29	14.5	0	26
COX, Dakota	1	8	8.0	0	8	2	24	12.0	0	16
LANGFORD, Ryan	1	7	7.0	0	7	1	7	7.0	0	7
GREEN, Travis	1	32	32.0	1	32	1	32	32.0	1	32
Total	10	116	11.6	1	32					
Opponents	7	71	10.1	0	44					

Fumble Returns	no.	yds	avg	td	lg	no.	yds	avg	td	lg
MARTIN, Nias	1	77	77.0	1	77	1	77	77.0	1	77
CROSBY, Lee	0	0	0.0	1	0	0	0	0.0	1	0
Total	1	77	77.0	2	77					

SEASON

CAREER

All Purpose	g	rush	rcv	pr	kr	ir	total	avg/g	g	rush	rcv	pr	kr	ir	total	avg/g
GIPSON, Teriyon	9	619	142	0	0	0	761	84.6	30	1648	264	0	40	0	1952	65.1
WIGGINS, Carlo	10	47	189	51	413	0	700	70.0	43	496	516	51	2231	0	3294	76.6
PRESSLEY, Jhur	10	601	0	0	0	0	601	60.1	47	2419	200	0	0	0	2619	55.7
JORDAN, Lamar	9	507	0	0	0	0	507	56.3	20	1119	0	0	0	0	1119	56.0
GAMBLIN, Dame	10	47	380	0	0	0	427	42.7	33	77	412	59	0	0	548	16.6
CHESTNUT, Dar	10	119	32	0	109	0	260	26.0	10	119	32	0	109	0	260	26.0
HART-JOHNSO	10	0	235	0	0	0	235	23.5	10	0	235	0	0	0	235	23.5
WHITE, Reece	10	0	174	0	23	0	197	19.7	39	0	398	0	64	0	462	11.8
McQUARLEY, Ri	9	147	0	0	0	0	147	16.3	9	147	0	0	0	0	147	16.3
OWENS, Tyrone	8	110	0	0	0	0	110	13.8	8	110	0	0	0	0	110	13.8
BUNDY, Marquis	10	0	97	0	0	0	97	9.7	47	6	382	0	0	0	388	8.3
JORDAN, Romell	6	58	18	0	0	0	76	12.7	15	281	40	0	0	0	321	21.4
ANAYA, David	10	55	11	0	0	0	66	6.6	47	350	181	0	475	0	1006	21.4
JONES, Ridge	9	0	31	0	27	0	58	6.4	32	114	64	0	389	0	567	17.7
DAVIS, Chris	7	0	53	0	0	0	53	7.6	17	0	53	35	0	0	88	5.2
APODOCA, Austi	9	48	0	0	0	0	48	5.3	9	48	0	0	0	0	48	5.3
GREEN, Travis	10	0	0	0	8	32	40	4.0	10	0	0	0	8	32	40	4.0
CROSBY, Lee	10	0	0	0	0	29	29	2.9	10	0	0	0	0	29	29	2.9
BYRD, Markel	9	0	0	0	0	25	25	2.8	21	0	0	0	0	46	46	2.2
QUARELLS, Mat	6	0	23	0	0	0	23	3.8	6	0	23	0	0	0	23	3.8
JONES, Cransto	10	0	0	0	0	15	15	1.5	46	0	0	0	0	76	76	1.7
WOODHOUSE,	8	12	0	0	0	0	12	1.5	8	12	0	0	0	0	12	1.5
ROGERS, Zack	10	10	0	0	0	0	10	1.0	22	10	0	0	0	0	10	0.5
COX, Dakota	10	0	0	0	0	8	8	0.8	31	0	0	0	0	24	24	0.8
LANGFORD, Ry	10	0	0	0	0	7	7	0.7	21	0	0	0	0	7	7	0.3
REED, Patrick	7	0	1	0	0	0	1	0.1	7	0	1	0	0	0	1	0.1
LAWSON, JuJua	1	-2	0	0	0	0	-2	-2.0	1	-2	0	0	0	0	-2	-2.0
TEAM	8	-64	0	0	0	0	-64	-8.0								
Total	10	2314	1386	51	580	116	4447	444.7								
Opponents	10	1888	2421	63	368	71	4811	481.1								

Field Goals	att	good	long	blkd	att	good	long	blkd
SANDERS, Jason	7	3	32	0	7	3	32	0
ROGERS, Zack	3	2	42	1	11	7	44	3
Total	10	5	42	1				
Opponents	18	15	49	0				

Punting	no.	yds	avg	lg	blk	no.	yds	avg	lg	blk
ROGERS, Zack	59	2439	41.3	69	0	115	4823	41.9	69	1
Total	59	2439	41.3	69	0					
Opponents	45	1898	42.2	63	0					

Kickoffs	no.	yds	avg	tb	ob	no.	yds	avg	tb	ob
SANDERS, Jason	53	3401	64.2	36	1	115	7252	63.1	73	2
Total	53	3401	64.2	36	1					
Opponents	54	3211	59.5	25	3					

##	Defensive Leaders	SEASON										CAREER											
		gp	ua	a	total	tfl	sack	int	pbu	fr	ff	blk	gp	ua	a	total	tfl	sack	int	pbu	fr	ff	blk
49	COX, Dakota	10	39	34	73	10.0	4.0	1	1	.	.	31	128	160	288	13.0	4.0	2	4	1	.	.	
2C	CARSON, Kimmie	10	47	9	56	7.0	2.5	.	.	.	.	22	74	44	118	12.0	3.5	.	3	1	1	.	
14	HENRY, Daniel	10	33	16	49	3.0	1.0	.	2	1	.	12	36	25	61	3.0	1.0	.	2	1	.	.	
5C	CROSBY, Lee	10	32	17	49	5.0	1.0	2	3	1	1	10	32	17	49	5.0	1.0	2	3	1	1	.	
2L	LANGFORD, Ryan	10	21	23	44	6.5	2.0	1	2	1	.	21	50	56	106	8.5	2.0	1	2	1	.	.	
12	SANTOS, Ryan	10	22	19	41	0.0	.	.	1	.	.	32	54	46	100	2.0	.	.	1	.	1	.	
22	BYRD, Markel	9	30	10	40	2.0	1.0	3	2	.	.	21	61	29	90	2.0	1.0	4	4	.	1	.	
58	DANIELS, Mauric	10	23	14	37	11.5	5.5	.	4	.	1	10	23	14	37	11.5	5.5	.	4	.	1	.	
91	D'AVANZO, Nik	10	23	13	36	6.5	0.5	.	2	1	.	33	57	62	119	16.5	6.0	.	2	3	1	1	
54	WHITE, Donnie	10	16	16	32	4.5	3.0	.	1	.	.	31	31	37	68	7.0	4.0	.	3	.	1	.	
21	DUNCAN, Donnie	10	25	3	28	1.0	.	.	2	.	.	42	45	11	56	1.0	.	1	3	1	1	.	
19	MARTIN, Nias	10	23	3	26	2.0	.	.	2	1	.	10	23	3	26	2.0	.	.	2	1	.	.	
3	JONES, Cranston	10	21	4	25	1.0	.	2	4	.	.	46	72	35	107	5.0	.	6	15	1	.	.	
53	BAKER, Cody	10	12	10	22	1.5	1.0	.	.	.	.	10	12	10	22	1.5	1.0	.	.	.	.	.	
28	ROTHSCHILLER, Jake	10	11	9	20	2.0	.	.	1	.	.	10	11	9	20	2.0	.	.	1	.	.	.	
92	UDEH, William	10	6	8	14	2.0	.	.	.	.	.	30	19	20	39	4.5	1.5	.	1	.	.	.	
8	BENNETT, Ricky	8	9	4	13	0.0	.	.	.	.	.	19	21	20	41	0.0	.	.	.	.	.	.	.
9H	HUGHES, Garrett	9	8	5	13	5.5	2.0	.	1	.	.	20	10	7	17	5.5	2.0	.	2	.	1	.	
5T	TIMMONS, Taylor	9	6	5	11	5.0	3.5	.	.	.	.	9	6	5	11	5.0	3.5	.	.	.	.	.	
4B	BROWN, Isaiah	5	9	2	11	0.0	.	.	2	.	.	20	14	8	22	0.5	.	1	4	1	.	.	
35	MAXWELL, Kenneth	6	5	2	7	0.0	.	.	.	.	.	6	5	2	7	0.0	.	.	.	.	.	.	
25	ANAYA, David	10	5	1	6	0.0	.	.	.	1	.	47	10	7	17	0.0	.	.	.	.	2	.	
98	OKONKWO, Kene	5	2	3	5	1.5	.	.	.	.	.	12	5	3	8	2.5	1.0	.	.	.	.	.	
46	WALSH, Michael	10	3	2	5	0.0	.	.	.	1	.	11	3	2	5	0.0	.	.	.	1	.	.	
32	ARREDONDO, Michael	10	2	3	5	0.0	.	.	.	.	.	38	9	9	18	0.5	.	.	.	1	.	.	
29	DONALDSON, Kenya	7	2	2	4	0.5	.	.	.	.	.	10	2	2	4	0.5	.	.	.	.	.	.	
15	RUSSO, John	10	1	3	4	0.0	.	.	.	.	.	26	3	5	8	0.0	.	.	.	.	.	.	
9	GREEN, Travis	10	4	.	4	0.0	.	1	.	.	.	10	4	.	4	0.0	.	1	.	.	.	.	
80	WHITE, Reece	10	2	1	3	0.0	.	.	.	2	.	39	3	1	4	0.0	.	.	.	2	.	.	
52	MABANY, Sam	5	1	1	2	0.0	.	.	.	.	.	6	1	1	2	0.0	.	.	.	.	.	.	
27	PARKER, Bijon	5	2	.	2	0.0	.	.	.	.	.	5	2	.	2	0.0	.	.	.	.	.	.	
33	HART, Alex	6	1	1	2	0.0	.	.	.	.	.	6	1	1	2	0.0	.	.	.	.	.	.	
23	ADEWON, Tayo	10	1	1	2	0.0	.	.	.	.	.	15	1	1	2	0.0	.	.	.	.	.	.	
4	JORDAN, Romell	6	2	.	2	0.0	.	.	.	.	.	15	2	1	3	0.0	.	.	.	.	.	.	
TM	TEAM	8	2	.	2	2.0	.	.	.	.	.												
6	PRESSLEY, Jhurell	10	.	2	2	0.0	.	.	.	1	.	47	6	8	14	0.0	.	.	.	1	1	.	
97	ROMERO, Steven	10	.	1	1	0.0	.	.	.	.	.	33	.	3	3	0.0	.	.	.	.	.	.	
2W	WOODHOUSE, Diquon	8	1	.	1	0.0	.	.	.	.	.	8	1	.	1	0.0	.	.	.	.	.	.	
1Q	QUARELLS, Matt	6	1	.	1	0.0	.	.	.	.	.	6	1	.	1	0.0	.	.	.	.	.	.	
10	APODOCA, Austin	9	1	.	1	0.0	.	.	.	.	.	9	1	.	1	0.0	.	.	.	.	.	.	
82	HART-JOHNSON, Dela	10	1	.	1	0.0	.	.	.	.	.	10	1	.	1	0.0	.	.	.	.	.	.	
95	SANDERS, Jason	10	.	1	1	0.0	.	.	.	.	.	22	1	4	5	0.0	.	.	.	.	.	.	
59	LEE, Chris	7	.	.	.	0.0	.	.	.	1	.	16	2	1	3	1.0	1.0	.	.	1	.	.	
	Total	10	455	248	703	80	27	10	30	10	3												
	Opponents	10	420	208	628	54	9	7	21	7	8	1											



TEAM STATISTICS

Date	Opponent	Rushing				Receiving				Passing				Kick Returns				Punt Returns				tot off
		no.	yds	td	lg	no.	yds	td	lg	cmp-att-int	yds	td	lg	no.	yds	td	lg	no.	yds	td	lg	
Sep 05	MISS. VALLEY STATE	52	339	8	64	12	172	0	26	12-19-0	172	0	26	1	32	0	32	3	17	0	13	511
Sep 12	TULSA	47	224	2	26	11	166	1	62	11-21-1	166	1	62	5	110	0	37	0	0	0	0	390
Sep 18	at Arizona State	47	184	1	65	12	111	0	36	12-29-1	111	0	36	3	48	0	20	1	7	0	7	295
Sep 26	at Wyoming	47	302	4	56	5	107	1	64	5-8-0	107	1	64	2	45	0	30	0	0	0	0	409
Oct 03	NEW MEXICO STATE	61	401	4	70	5	45	0	12	5-17-1	45	0	12	4	78	0	34	1	0	0	0	446
Oct 10	at Nevada	37	135	1	38	19	138	0	13	19-24-1	138	0	13	2	25	0	20	0	0	0	0	273
Oct 17	HAWAII	53	197	1	33	15	195	2	37	15-26-0	195	2	37	3	114	1	100	0	0	0	0	392
Oct 24	at San Jose State	32	205	3	79	8	130	0	44	8-20-1	130	0	44	3	66	0	40	1	23	0	23	335
Nov 07	UTAH STATE	48	132	1	17	4	104	1	86	4-12-1	104	1	86	3	62	0	23	2	7	0	5	236
Nov 14	at Boise State	39	195	4	74	9	218	0	81	9-13-1	218	0	81	0	0	0	0	1	-3	0	0	413
New Mexico		463	2314	29	79	100	1386	5	86	100-189-7	1386	5	86	26	580	1	100	9	51	0	23	3700
		437	1888	14	71	185	2421	17	93	185-316-10	2421	17	93	16	368	0	56	19	63	0	18	4309

Games: 10 • Avg/rush: 5.0 • Avg/catch: 13.9 • Pass effic: 115.83 • KR avg: 22.3 • PR avg: 5.7 • All purpose avg/game: 444.7 • Total offense avg/gm: 370.0

Date	Opponent	Tackles				Sacks		Fumble		Pass Defense			blkd	PAT Attempts			off		
		ua	a	total	tfl-yds	no-yds	ff	fr-yds	int-yds	qbh	brup	kick	kick	rush	rcv	saf	t/o	pts	
Sep 05	MISS. VALLEY STATE	37	26	63	13.0-71	6.0-45	1	2-0	1-32	3	1	0	9-9	0	0	0	17	66	
Sep 12	TULSA	55	28	83	5.0-24	2.0-19	0	1-0	0-0	1	4	0	3-3	0	0	0	0	21	
Sep 18	at Arizona State	28	24	52	5.0-18	1.0-11	0	1-0	0-0	3	3	0	1-1	0	0	0	3	10	
Sep 26	at Wyoming	44	12	56	10.0-39	3.0-22	0	0-0	2-8	0	3	0	5-5	0	0	0	3	38	
Oct 03	NEW MEXICO STATE	42	12	54	10.0-43	7.0-38	1	1-0	2-15	3	3	0	4-4	1	0	1	7	38	
Oct 10	at Nevada	59	14	73	8.0-18	0.0-0	0	2-77	0-0	0	0	0	2-2	0	0	0	10	17	
Oct 17	HAWAII	40	34	74	4.0-12	1.0-7	0	0-0	2-29	2	3	0	4-4	0	0	0	7	28	
Oct 24	at San Jose State	53	36	89	10.0-24	3.0-8	0	0-0	0-0	0	2	0	3-3	0	0	0	0	21	
Nov 07	UTAH STATE	40	24	64	5.0-25	1.0-8	1	2-0	0-0	1	3	0	2-2	0	0	0	7	14	
Nov 14	at Boise State	57	38	95	10.0-34	3.0-13	0	1-0	3-32	0	8	0	4-4	0	0	0	10	31	
New Mexico		455	248	703	80.0-308	27.0-171	3	10-77	10-116	13	30	0	37-37	1	0	1	64	284	
		420	208	628	54.0-177	9.0-60	8	7-0	7-71	4	21	1	30-31	0	0	0	50	261	

Date	Opponent	Punting										Field Goals			Kickoffs			
		no.	yds	avg	long	blkd	tb	fc	50+	i20	md-att	long	blkd	no.	yds	avg	tb	ob
Sep 05	MISS. VALLEY STATE	1	42	42.0	42	0	0	0	0	0	1-1	28	0	11	715	65.0	5	0
Sep 12	TULSA	6	266	44.3	50	0	0	4	1	1	0-1	0	0	4	260	65.0	4	0
Sep 18	at Arizona State	9	382	42.4	61	0	1	3	2	2	1-2	32	0	3	195	65.0	2	0
Sep 26	at Wyoming	5	198	39.6	58	0	0	2	1	2	1-1	22	0	7	440	62.9	7	0
Oct 03	NEW MEXICO STATE	6	252	42.0	69	0	1	1	1	3	0-2	0	0	6	388	64.7	5	0
Oct 10	at Nevada	7	291	41.6	56	0	0	5	1	2	1-1	42	0	4	260	65.0	3	0
Oct 17	HAWAII	4	156	39.0	51	0	0	0	1	2	0-0	0	0	5	308	61.6	4	0
Oct 24	at San Jose State	4	149	37.2	50	0	0	2	1	2	0-1	0	1	4	259	64.8	1	0
Nov 07	UTAH STATE	9	366	40.7	53	0	0	2	2	2	0-0	0	0	3	191	63.7	2	0
Nov 14	at Boise State	8	337	42.1	50	0	0	1	1	1	1-1	33	0	6	385	64.2	3	1
New Mexico		59	2439	41.3	69	0	2	20	11	17	5-10	42	1	53	3401	64.2	36	1
		45	1898	42.2	63	0	2	7	13	18	15-18	49	0	54	3211	59.5	25	3

OPPONENT STATISTICS

Date	Opponent	Rushing				Receiving				Passing				Kick Returns				Punt Returns				tot off		
		no.	yds	td	lg	no.	yds	td	lg	cmp	att	int	yds	td	lg	no.	yds	td	lg	no.	yds		td	lg
Sep 05	MISS. VALLEY STATE	40	26	0	27	6	48	0	14	6	16	1	48	0	14	6	122	0	29	0	0	0	0	74
Sep 12	TULSA	59	279	2	22	16	321	2	69	16	30	0	321	2	69	0	0	0	0	1	0	0	0	600
Sep 18	at Arizona State	30	132	1	33	22	317	3	93	22	37	0	317	3	93	1	34	0	34	2	2	0	4	449
Sep 26	at Wyoming	30	42	0	17	30	366	4	37	30	42	2	366	4	37	0	0	0	0	1	9	0	9	408
Oct 03	NEW MEXICO STATE	39	308	3	67	12	108	0	40	12	28	2	108	0	40	1	18	0	18	1	7	0	7	416
Oct 10	at Nevada	54	351	3	50	16	166	2	27	16	19	0	166	2	27	1	25	0	25	2	1	0	1	517
Oct 17	HAWAII	51	220	2	20	13	195	1	46	13	25	2	195	1	46	1	19	0	19	2	10	0	10	415
Oct 24	at San Jose State	57	317	2	71	16	181	2	35	16	20	0	181	2	35	3	50	0	22	1	7	0	7	498
Nov 07	UTAH STATE	37	78	0	18	14	216	1	63	14	25	0	216	1	63	1	56	0	56	5	16	0	18	294
Nov 14	at Boise State	40	135	1	33	40	503	2	42	40	74	3	503	2	42	2	44	0	22	4	11	0	5	638
Opponents		437	1888	14	71	185	2421	17	93	185	316	10	2421	17	93	16	368	0	56	19	63	0	18	4309
		463	2314	29	79	100	1386	5	86	100	189	7	1386	5	86	26	580	1	100	9	51	0	23	3700

Games: 10 • Avg/rush: 4.3 • Avg/catch: 13.1 • Pass effic: 134.32 • KR avg: 23.0 • PR avg: 3.3 • All purpose avg/game: 481.1 • Total offense avg/gm: 430.9

Date	Opponent	Tackles				Sacks		Fumble		Pass Defense			blkd	PAT Attempts			off							
		ua	a	total	tfl-yds	no-yds	ff	fr-yds	int-yds	qbh	brup	kick	kick	rush	rcv	saf	t/o	pts						
Sep 05	MISS. VALLEY STATE	40	30	70	3.0-5	0.0-0	0	0-0	0-0	0	4	0	0-0	0	0	0	0	0	0	0	0	0	0	0
Sep 12	TULSA	48	16	64	8.0-29	1.0-5	1	1-0	1-14	0	1	0	4-4	0	0	0	10	40						
Sep 18	at Arizona State	56	12	68	7.0-26	2.0-10	0	0-0	1-0	0	4	0	4-4	0	0	0	0	34						
Sep 26	at Wyoming	40	12	52	3.0-9	0.0-0	0	0-0	0-0	0	1	0	4-4	0	0	0	0	28						
Oct 03	NEW MEXICO STATE	46	24	70	4.0-10	0.0-0	1	1-0	1-0	1	1	0	2-3	0	0	0	6	29						
Oct 10	at Nevada	45	24	69	4.0-10	0.0-0	1	1-0	1-2	0	2	0	5-5	0	0	0	7	35						
Oct 17	HAWAII	42	30	72	7.0-33	3.0-24	2	2-0	0-0	1	3	0	3-3	0	0	0	10	27						
Oct 24	at San Jose State	29	20	49	2.0-3	0.0-0	0	1-0	1-11	2	4	1	4-4	0	0	0	7	31						
Nov 07	UTAH STATE	41	16	57	7.0-26	2.0-16	2	0-0	1-44	0	1	0	1-1	0	0	0	3	13						
Nov 14	at Boise State	33	24	57	9.0-26	1.0-5	1	1-0	1-0	0	0	0	3-3	0	0	0	7	24						
Opponents		420	208	628	54.0-177	9.0-60	8	7-0	7-71	4	21	1	30-31	0	0	0	50	261						
		455	248	703	80.0-308	27.0-171	3	10-77	10-116	13	30	0	37-37	1	0	1	64	284						

Date	Opponent	Punting										Field Goals			Kickoffs			
		no.	yds	avg	long	blkd	tb	fc	50+	i20	md-att	long	blkd	no.	yds	avg	tb	ob
Sep 05	MISS. VALLEY STATE	9	316	35.1	44	0	0	2	0	0	0-0	0	0	1	56	56.0	0	0
Sep 12	TULSA	3	112	37.3	55	0	0	1	1	2	4-4	34	0	9	570	63.3	4	0
Sep 18	at Arizona State	6	274	45.7	52	0	0	1	3	2	2-2	24	0	7	427	61.0	4	0
Sep 26	at Wyoming	5	207	41.4	55	0	0	0	2	2	0-0	0	0	4	246	61.5	1	1
Oct 03	NEW MEXICO STATE	5	238	47.6	60	0	0	1	3	2	3-3	41	0	7	361	51.6	2	1
Oct 10	at Nevada	3	117	39.0	49	0	1	0	0	2	0-0	0	0	6	365	60.8	4	0
Oct 17	HAWAII	3	133	44.3	57	0	0	1	1	3	2-3	49	0	6	372	62.0	3	0
Oct 24	at San Jose State	3	116	38.7	55	0	0	1	1	0	1-1	43	0	6	329	54.8	2	1
Nov 07	UTAH STATE	6	279	46.5	63	0	0	0	1	4	2-3	41	0	4	225	56.2	1	0
Nov 14	at Boise State	2	106	53.0	60	0	1	0	1	1	1-2	32	0	4	260	65.0	4	0
Opponents		45	1898	42.2	63	0	2	7	13	18	15-18	49	0	54	3211	59.5	25	3
		59	2439	41.3	69	0	2	20	11	17	5-10	42	1	53	3401	64.2	36	1

**PASSING**

	Comp	Att	Int	Pct	Yards	TD	Long	Sack	Yds	Effic
<b>Lamar Jordan</b>										
Mississippi Valley State	7	7	0	100.0	103	0	26	0	0	223.6
Tulsa	8	14	1	57.1	141	1	62	0	0	151.0
Arizona State	4	11	0	36.4	22	0	13	1	3	53.2
at Wyoming	5	8	0	62.5	107	1	64	0	0	216.1
New Mexico State	5	17	1	29.4	45	0	12	0	0	39.9
at Nevada	9	12	0	75.0	56	0	12	0	0	114.2
Hawai'i	9	16	0	58.3	125	1	37	3	24	142.5
Utah State	2	5	0	40.0	97	1	86	0	0	269.0
Boise State	1	1	0	100.0	46	0	46	1	5	
<b>Austin Apodaca</b>										
Mississippi Valley State	5	12	0	41.7	69	0	16	0	0	90.0
Tulsa	3	7	0	42.9	25	0	10	1	5	72.9
Arizona State	8	18	1	44.4	89	0	36	1	7	74.9
at Wyoming	0	0	0	0.0	0	0	0	0	0	0
at Nevada	10	12	1	83.3	82	0	13	0	0	124.1
Hawai'i	6	10	0	60.0	70	1	28	0	0	151.8
at San José State	8	20	1	40.0	130	0	44	0	0	84.60
Utah State	2	5	1	40.0	7	0	4	2	16	11.8
Boise State	8	12	1	66.7	172	0	81	0	0	
<b>Caleb Kimbro</b>										
Mississippi Valley State	0	0	0	0.0	0	0	0	0	0	0
<b>David Anaya</b>										
Utah State	0	1	0	0.0	0	0	0	0	0	0
<b>Zach Rogers</b>										
Utah State	0	1	0	0.0	0	0	0	0	0	0

**RUSHING & RECEIVING**

RUSHING	No-Yds/TD	MVSU	TLS	ASU	WY	NMSU	NV	UH	SJ	US	BSU	CS	AF
GIPSON, Teriyon RB	106-619/6	DNP	9-71/2	10-35/0	4-7/0	19-142/1	11-68/1	16-80/0	9-99/1	18-86/0	10-31/1		
PRESSLEY, J. RB	112-601/6	10-47/1	11-42/0	17-56/0	17-103/1	18-99/1	5-13/0	13-70/1	5-19/1	7-20/0	9-132/1		
JORDAN, Lamar QB	91-507/4	5-62/1	9-35/0	6-3/0	15-147/1	16-157/1	8-22/0	15-29/0	DNP	11-45/0	6-7/1		
McQUARLEY, R. RB	33-147/5	11-53/0	1-2/0	3-3/0	5-55/2	4-14/1	4-7/0	1-2/0	DNP	2-9/1	2-2/1		
CHESTNUT, Daryl RB	13-119/2	6-108/2	2--5/0	-	-	-	1--2/0	-	-	2-4/0	2-14/0		
OWENS, Tyrone RB	16-110/3	3-11/2	4-3/0	4-72/1	1-2/0	-	3-15/0	DNP	1-7/0	-	DNP		
JORDAN, Romell RB	14-58/0	6-33/0	DNP	DNP	DNP	DNP	1-2/0	5-21/0	1-1/0	1-1/0	-		
ANAYA, David RB	13-55/1	2-12/1	-	3-22/0	2-2/0	1-5/0	1-0/0	1-4/0	2-13/0	-	1--3/0		
APODOCA, Austin QB	30-48/0	-	2--9/0	3--2/0	-	DNP	1-4/0	-	12-59/0	4--18/0	8-14/0		
GAMBLIN, Dameon WR	8-47/0	2-11/0	4-42/0	1--5/0	-	-	1--1/0	-	-	-	-		
WIGGINS, Carlos WR	4-47/0	0-7/0	3-33/0	-	-	-	1-7/0	-	-	-	-		
WOODHOUSE, Diq. RB	7-12/1	5-5/0	-	-	DNP	-	DNP	-	2-7/1	-	-		
ROGERS, Zack P/K	2-10/0	-	2-10/0	-	-	-	-	-	-	-	-		
LAWSON, JuJuan QB	1--2/0	DNP	DNP	DNP	DNP	DNP	DNP	DNP	DNP	DNP	1--2/0		
TEAM	13--64/0	2--10/0	-	DNP	3--14/0	3--16/0	-	2--9/0	-	3--15/0	DNP		

RECEIVING	No-Yds/TD	MVSU	TLS	ASU	WY	NMSU	NV	UH	SJ	US	BSU	CS	AF
GAMBLIN, Dameon WR	31-380/2	3-45/0	8-131/1	4-54/0	-	1-12/0	8-71/0	3-47/1	1-11/0	1-3/0	2-6/0		
HART-JOHNSON, D WR	10-235/1	2-25/0	1--2/0	1-2/0	1-11/0	1-12/0	2-20/0	-	-	1-86/1	1-81/0		
WIGGINS, Carlos WR	11-189/1	2-19/0	1-39/0	2-18/0	1-64/1	-	-	3-29/0	1-18/0	-	1-2/0		
WHITE, Reece TE	11-174/0	1-26/0	-	2-22/0	-	-	2-13/0	3-72/0	3-41/0	-	-		
GIPSON, Teriyon RB	13-142/0	DNP	1--2/0	1-1/0	1-4/0	1-6/0	4-29/0	1-3/0	1-44/0	2-15/0	1-42/0		
BUNDY, Marquis WR	6-97/0	-	-	-	1-20/0	2-15/0	-	-	1-11/0	-	2-51/0		
DAVIS, Chris WR	5-53/0	2-19/0	DNP	1-12/0	DNP	-	-	2-22/0	DNP	-	-		
CHESTNUT, Daryl RB	2-32/0	-	-	1-2/0	-	-	-	-	-	-	1-30/0		
JONES, Ridge WR	4-31/0	1-21/0	-	-	1-8/0	-	1--3/0	-	1-5/0	-	DNP		
QUARELLS, Matt WR	2-23/0	1-17/0	DNP	-	DNP	DNP	DNP	-	-	-	1-6/0		
JORDAN, Romell RB	3-18/0	-	DNP	DNP	DNP	DNP	1-7/0	2-11/0	-	-	-		
ANAYA, David RB	1-11/1	-	-	-	-	-	-	1-11/1	-	-	-		
REED, Patrick WR	1-1/0	-	-	-	-	-	1-1/0	DNP	DNP	DNP	-		

Total Tackles	UA-A	Total	MVSU	TLS	ASU	WY	NMSU	NV	UH	SJ	US	BSU	CS	AF
COX, Dakota LB	39-34	73	1-2	7-5	4-3	5-3	6-1	3-1	5-6	5-4	2-4	1-5		
CARSON, Kimmie LB	47-9	56	3-0	11-1	5-1	8-2	6-1	2-1	2-2	5-1	3-0	2-0		
CROSBY, Lee DB	32-17	49	1-1	5-3	2-3	2-1	7-2	6-1	3-3	2-2	1-0	3-1		
HENRY, Daniel DB	33-16	49	2-0	1-0	0-2	4-2	3-1	4-1	2-2	8-4	2-2	7-2		
LANGFORD, Ryan LB	21-23	44	1-2	1-3	1-3	2-0	2-2	4-2	3-3	3-1	1-2	3-5		
SANTOS, Ryan DB	22-19	41	0-1	2-3	2-1	2-0	1-2	3-1	6-3	3-6	2-0	1-2		
BYRD, Markel DB	30-10	40	1-0	4-5	0-2	2-0	4-0	9-1	DNP	1-0	-	9-2		
DANIELS, Mauric LB	23-14	37	4-3	3-1	3-1	1-1	4-0	2-1	2-0	2-2	1-4	1-1		
D'AVANZO, Nik DL	23-13	36	2-2	1-0	0-2	2-1	-	5-0	3-2	3-2	7-2	0-2		
WHITE, Donnie LB	16-16	32	3-2	2-0	0-1	1-0	1-1	1-2	1-3	2-2	2-2	3-3		
DUNCAN, Donnie DB	25-3	28	2-1	2-0	5-0	5-0	-	2-0	1-0	3-0	2-1	3-1		
MARTIN, Nias DB	23-3	26	4-0	1-0	2-0	-	2-0	3-0	1-2	2-1	3-0	5-0		
JONES, Cranston DB	21-4	25	1-0	2-0	1-0	4-0	-	7-1	0-2	2-1	2-0	2-0		
BAKER, Cody DL	12-10	22	1-0	-	-	-	-	-	4-2	4-3	1-1	2-4		
ROTHSCHILLER, J DB	11-9	20	0-1	-	1-0	1-0	1-0	1-1	1-1	2-4	0-1	4-1		
UDEH, William DL	6-8	14	1-1	0-2	0-1	1-1	-	-	0-1	3-0	1-1	0-1		
BENNETT, Ricky DB	9-4	13	1-0	4-3	-	-	DNP	2-1	-	DNP	2-0	-		
HUGHES, Garrett DL	8-5	13	0-2	4-0	1-1	0-1	1-0	-	-	DNP	0-1	2-0		
TIMMONS, Taylor DL	6-5	11	1-1	1-0	0-1	2-0	0-1	-	-	1-1	1-1	DNP		
BROWN, Isaiah DB	9-2	11	DNP	1-0	DNP	1-0	2-1	DNP	DNP	DNP	1-0	4-1		
MAXWELL, K. DB	5-2	7	DNP	DNP	-	DNP	DNP	1-0	3-0	-	-	1-2		
ANAYA, David	5-1	6	1-0	-	-	-	-	-	1-0	0-1	1-0	2-0		
ARREDONDO, M. LB	2-3	5	0-3	1-0	-	-	-	-	-	-	1-0	-		
WALSH, Michael	3-2	5	1-0	-	-	-	-	-	-	-	2-0	0-2		
OKONKWO, Kene DL	2-3	5	2-1	0-2	-	-	-	DNP	DNP	DNP	DNP	DNP		
DONALDSON, K. DB	2-2	4	1-2	1-0	-	-	DNP	-	-	-	DNP	DNP		
GREEN, Travis DB	4-0	4	-	1-0	-	-	-	1-0	1-0	-	-	1-0		
RUSSO, John DB	1-3	4	-	-	1-1	-	-	-	0-1	0-1	-	-		
WHITE, Reece	2-1	3	-	-	-	1-0	-	-	-	-	-	1-1		
ADEWON, Tayo DB	1-1	2	0-1	-	-	-	1-0	-	-	-	-	-		
PRESSLEY, J.	0-2	2	-	-	-	-	-	-	0-1	-	0-1	-		
MABANY, Sam DL	1-1	2	1-0	-	-	DNP	DNP	DNP	DNP	-	DNP	0-1		
HART, Alex LB	1-1	2	DNP	DNP	DNP	DNP	-	-	1-0	-	-	0-1		
PARKER, Bijon DB	2-0	2	1-0	-	-	-	1-0	DNP	DNP	DNP	DNP	DNP		
JORDAN, Romell	2-0	2	-	DNP	DNP	DNP	DNP	-	-	2-0	-	-		
TEAM	2-0	2	-	-	-	-	-	2-0	-	-	-	-		
WOODHOUSE, Diq.	1-0	1	1-0	-	-	DNP	-	DNP	-	-	-	-		
APODOCA, Austin	1-0	1	-	-	-	-	DNP	-	-	-	1-0	-		
HART-JOHNSON, D	1-0	1	-	-	-	-	-	1-0	-	-	-	-		
ROMERO, Steven	0-1	1	-	-	-	-	-	-	-	-	0-1	-		
SANDERS, Jason	0-1	1	-	-	0-1	-	-	-	-	-	-	-		
QUARELLS, Matt	1-0	1	-	DNP	-	DNP	DNP	DNP	-	-	1-0	-		

**INDIVIDUAL**

**50-YARD TOUCHDOWN RUN**

New Mexico: 74, Jhurell Pressley vs. Boise State (11/14/2015)  
Opponent: 71, Tyler Ervin, San José State (10/24/2015)

**70-YARD RUN**

New Mexico: 74, Jhurell Pressley vs. Boise State (11/14/2015)  
Opponent: 71, Tyler Ervin, San José State (10/24/2015)

**70-YARD RECEPTION**

New Mexico: 81, Delane Hart-Johnson from Austin Apodaca vs. Boise State (11/14/2015)

Opponent: 93, Demario Richard from Mike Bercovici, Arizona State (9/18/2015)

**30 RUSHING ATTEMPTS**

New Mexico: 41, Kasey Carrier at UTEP (2013)

Opponent: 36, Tyler Ervin, San José State (10/24/2015)

**150 YARDS RUSHING**

New Mexico: 157, Lamar Jordan vs. New Mexico State (10/3/2015)  
Opponent: 263, Tyler Ervin, San José State (10/24/2015)

**200 YARDS RUSHING**

New Mexico: 208, Teriyon Gipson vs. Boise State (11/8/2014)

Opponent: 263, Tyler Ervin, San José State (10/24/2015)

**TWO PLAYERS, 100 + YARDS RUSHING**

New Mexico: Lamar Jordan (157) & Teriyon Gipson (142) vs. New Mexico State (10/3/2015)

Opponent: Don Jackson (152) & James Butler (145), Nevada (10/10/2015)

**THREE PLAYERS, 100 + YARDS RUSHING**

New Mexico: Kasey Carrier (192), Carlos Wiggins (119) & Cole Gautsche (108) vs. UNLV (2013)

Opponent: Alvester Alexander (151), Robert Herron (122) & Austyn Carta-Samuels (119), Wyoming (2010)

**30 PASS COMPLETIONS**

New Mexico: 30, B.R. Holbrook vs. Texas Tech (2010)

Opponent: 40, Brett Rypien, Boise State (11/14/2015)

**50 PASS ATTEMPTS**

New Mexico: 50, B.R. Holbrook vs. Texas Tech (2010)

Opponent: 74, Brett Rypien, Boise State (11/14/2015)

**400 YARDS PASSING**

New Mexico: 408, Casey Kelly vs. UNLV (2003)

Opponent: 505, Brett Rypien, Boise State (11/14/2015)

**100 YARDS RUSHING & PASSING**

New Mexico: Lamar Jordan (147 rushing, 107 passing) at Wyoming (9/26/2015)

Opponent: Brett Smith, Wyoming (138 rushing, 247 passing) (2013)

**500 YARDS TOTAL OFFENSE**

New Mexico: 594, Jeremy Leach vs. Utah (1989)

Opponent: 527, Derek Carr, Fresno State (2013)

**10 PASS RECEPTIONS**

New Mexico: 11, Ty Kirk vs. New Mexico State (2011)

Opponent: 20, Thomas Sperbeck, Boise State (11/14/2015)

**150 YARDS RECEIVING**

New Mexico: 209, Deon Long vs. Sam Houston State (2011)

Opponent: 281, Thomas Sperbeck, Boise State (11/14/2015)

**2+ PLAYERS, 100 + YARDS RECEIVING**

New Mexico: Deon Long (209) & Ty Kirk (127) vs. Sam Houston State (2011)

Opponent: Keyarris Garrett (102) and Josh Atkinson (119), Tulsa (9/12/2015)

**SCORED THREE TOUCHDOWNS**

New Mexico: 3, Teriyon Gipson vs. Boise State (11/8/2014)

Opponent: 3, Larry Rose III, New Mexico State (10/3/2015)

**FOUR TOUCHDOWN PASSES**

New Mexico: 4, Graham Leigh vs. Utah State (1998)

Opponent: 4, Cameron Coffman, Wyoming (9/26/2015)

**FOUR RUSHING TOUCHDOWNS**

New Mexico: 4, Kasey Carrier at UTEP (2013)

Opponent: 5, Dee Hart, Colorado State (11/22/2014)

**THREE TOUCHDOWN RECEPTIONS**

New Mexico: 3, Deon Long vs. Sam Houston State (2011)

Opponent: 3, Matt Miller, Boise State (2013)

**FIVE FIELD GOALS**

New Mexico: 5, James Aho vs. Arizona (2008)

Opponent: 5, Drew Dunning, Washington St. (2003)

**50-YARD FIELD GOAL**

New Mexico: 51, James Aho vs. Wyoming (2010)

Opponent: 52, Ben Jaekle, UNLV (2008)

**TWO INTERCEPTIONS**

New Mexico: 2, Lee Crosby vs. Hawai'i (10/17/15)

Opponent: 2, Jon Davis, Air Force (2009)

**TWO FUMBLE RECOVERIES**

New Mexico: 2, A.J. Butler vs. Utah (2010)

**PUNT RETURN FOR TOUCHDOWN (no block)**

New Mexico: 63 yards, Dwight Counter vs. Weber State (2002)

Opponent: 65 yards, Jolo Natson, Utah State (2013)

**TWO PUNT RETURNS FOR TOUCHDOWN (no block)**

New Mexico: Has not occurred

Opponent: 64 yards, 61 yards Cliff Harris, Oregon (2010)

**KICKOFF RETURN FOR A TOUCHDOWN**

New Mexico: 100 yards, Carlos Wiggins vs. Hawai'i (10/17/15)

Opponent: 100 yards, Mike Edwards, Hawai'i (2012)

**INTERCEPTION RETURN FOR TOUCHDOWN**

New Mexico: 32 yards, Travis Green vs. Mississippi Valley State (9/5/2015)

Opponent: 65 yards, Alex Means, Air Force (2012)

**BLOCKED PAT**

New Mexico: Brett Bowers at UTSA (10/4/2014)

Opponent: Troy Timmerman, Air Force (2013)

**BLOCKED FIELD GOAL**

New Mexico: Nik D'Avanzo vs. Fresno State (2013)

Opponent: Christian Tago, San José State (10/24/2015)

**BLOCKED FIELD GOAL RETURN**

New Mexico: 45 yards, Anthony Hooks vs. UTEP (2010)

Opponent: Has not occurred

**BLOCKED PUNT**

New Mexico: Victor James at San Diego State (2009)

Opponent: Kamalei Correa, Boise State (11/8/2014)

**FUMBLE RETURN FOR A TOUCHDOWN**

New Mexico: 77 yards, Nias Martin vs. Nevada (10/10/2015)

Opponent: 25 yards, Marlon Johnson, Nevada (2011)

**DEFENSIVE TWO-POINT CONVERSION**

New Mexico: Brandon Branch vs. Arizona State (9/6/2014)

Opponent: Has not occurred

**TEAM**

**OVETIME GAME**

Won 42-35 (OT) at UTEP (2013)

**SHUTOUT**

New Mexico: 66-0 vs. Mississippi Valley State (9/5/2015); FBS: 24-0 vs. Wyoming (2008)

Opponent: 45-0, Texas (2012)

**50 POINTS**

New Mexico: 66 vs. Mississippi Valley State (9/5/2015)

Opponent: 60, Boise State (11/8/2014)

**60 RUSHING ATTEMPTS**

New Mexico: 61 vs. New Mexico State (10/3/2015)

Opponent: 74, Air Force (10/18/2014)

**300 YARDS RUSHING**

New Mexico: 401 vs. New Mexico State (10/3/2015)

Opponent: 317, San José State (10/24/2015)

**400 YARDS RUSHING**

New Mexico: 401 vs. New Mexico State (10/3/2015)

Opponent: 423, Arizona State (9/6/2014)

**FOUR RUSHING TDs**

New Mexico: 4 vs. New Mexico State (10/3/2015)

Opponent: 5, Colorado State (11/22/2014)

**400 YARDS PASSING**

New Mexico: 434 vs. Sam Houston State (2011)

Opponent: 503, Boise State (11/14/2015)

**FOUR PASSING TDs**

New Mexico: 4 vs. Sam Houston State (2011)

Opponent: 4 at Wyoming (9/26/2015)

**500 YARDS TOTAL OFFENSE**

New Mexico: 511 vs. Mississippi Valley State (9/5/2015)

Opponent: 638, Boise State (11/14/2015)

**30 FIRST DOWNS**

New Mexico: 33 vs. San Diego State (2005)

Opponent: 40, Boise State (11/14/2015)

**INTERCEPTED FIVE PASSES**

New Mexico: 5 vs. San Diego State (2003)

Opponent: 5, Colorado State (2001)

**100 YARDS IN PENALTIES**

New Mexico: 135 at Boise State (11/14/2015)

Opponent: 141, BYU (2010)

**LOST FIVE FUMBLEs**

New Mexico: 5 vs. Brigham Young (1984)

Opponent: 5, Air Force (2007)

**FAILED TO GAIN 100 YARDS RUSHING**

New Mexico: 84 vs. Texas Tech (2012)

Opponent: 42 at Wyoming (9/26/2015)

**FAILED TO GAIN 100 YARDS PASSING**

New Mexico: 45 vs. New Mexico State (10/3/2015)

Opponent: 48 vs. Mississippi Valley State (9/5/2015)

**FAILED TO GAIN 200 YARDS TOTAL OFFENSE**

New Mexico: 127, Texas Tech (2012)

Opponent: 74 vs. Mississippi Valley State (9/5/2015)

**RECORDED A SAFETY**

New Mexico: Maurice Daniels sacked New Mexico State's Nick Jeanty in the end zone (10/3/2015)

Opponent: Team safety, TCU (2009)

**NO PUNTS**

New Mexico: vs. Colorado State (2013)

Opponent: Oregon (2010)

**SCORED TDs ON OFFENSE, DEFENSE AND SPECIAL TEAMS**

New Mexico: vs. Wyoming (11/29/2014)

Opponent: Utah (2010)

TOP MARKS BY UNM OPPONENTS VS. LOBOS

	INDIVIDUAL	TEAM		INDIVIDUAL	TEAM
First Downs	40, Boise State (11/14/2015)		INTs	3, Gerald Campbell, UTEP (1950)	
Rushing Att.	47, Steve Bartalo, CSU (1985)	82, Air Force (1987)		3, Gene Franz, BYU (1962)	
Rushing Yards	325, Andre Davis, TCU (1994)	646, Air Force (1987)		3, Derwin Gray, BYU (1990)	7, UTEP (1950)
Long TD	94, Alvester Alexander, Wyoming (2010)				7, West Texas (1950)
Rushing TDs	6, Kapri Bibbs, Colorado State (2013)	10, Air Force (1987)	Rec. Yards	281, Thomas Sperbeck, Boise State (11/14/2015)	
Pass Att.	74, Brett Rypien, Boise State (11/14/2015)	74, Boise State (11/14/2015)	Receptions	22, Jay Miller, BYU (1973)	
Pass Comp.	47, Chase Holbrook, New Mexico St. (2007)	47, New Mexico St. (2007)	TD Rec.	4, Kirk Pendleton, BYU (1983)	
Passing Yards	585, Robbie Bosco, BYU (1985)	585, BYU (1985)		4, Roger Garidel, Utah (1971)	
Long Pass	98, Jack Steptoe from Dan Hagemann, Utah (1976)		INT Return	100, Larry Durham, UTEP (1962)	
Total Plays	84, Brad Smith, Missouri (2005)	105, Missouri (2005)	Field Goals	5, Hawai'i (1981)	
Total Off.	592, Robbie Bosco, BYU (1985)	822, Fresno State (2013)		5, Washington St. (2003)	
TD Passes	7, Derek Carr, Fresno State (2013)	7, Fresno State (2013)	Long FG	56, Owen Pochman, BYU (2000)	
		7, UTEP (1967)	Punts	13, Lonnie Crittenden, UTEP (1962)	
					13, UTEP (1962)
					13, UTEP (1983)
			Long Punt	89, Jeff Babcock, Colorado St. (2004)	
			Punt Return	95, Morris Owens, Arizona St. (1972)	
			KO Return	100, Cedric Johnson, UTEP (1996)	
				100, Ivory McCann, Texas Tech (2001)	

# SEASON BOX SCORES



**0** **GAME 1 - SEPT. 5, 2015**  
**ALBUQUERQUE, N.M.**  
**66** **ATT: 21,930**

# UNIVERSITY OF NEW MEXICO FOOTBALL



**40** **GAME 2 - SEPT. 12, 2015**  
**ALBUQUERQUE, N.M.**  
**21** **ATT: 24,167**

**ALBUQUERQUE, N.M.** — The University of New Mexico got a school-record tying eight rushing touchdowns and UNM's defense allowed fewer than 100 yards and recorded its first shutout since 2008 as the Lobos opened the season with a 66-0 win over Mississippi Valley State of the FCS.

The win was the largest shutout victory in 65 years, and the largest margin of victory in 55 years. The Lobos rolled up 511 yards while allowing just 74. The game actually opened up with the Delta Devils holding UNM to a three-and-out, forcing a punt. That punt was the only punt of the game as UNM scored on its next nine drives.

UNM opened the scoring with a 28-yard touchdown run from Lamar Jordan, who also went a perfect 7-for-7 passing on the evening. The Lobos then caught a break when a Romell Jordan fumble rolled into the end zone for a touchdown when starting left tackle Reno Henderson fell on the ball. It marked the first touchdown by an offensive lineman in at least 40 years. UNM then scored 17 seconds later after a fumble when Jhurrell Pressley darted in, and the rout was on.

Tyrone Owens scored two second quarter touchdowns, David Anaya added one in the third, and Daryl Chestnut's first two career carries went for 64- and 37-yard scores. Travis Green ended the scoring with a 32-yard touchdown on an interception return.

Kicker Jason Sanders, who won the placekicking job in camp, was 9-for-9 on extra points and hit a 28-yard field goal.

**TEAM NOTES:**

- \*Attendance, despite a downpour right before the game, was 21,930. UNM's season tickets sales hit 10,277.
- \*New Mexico's 38 first half points were tied for the ninth-most in school history for any half and tied for the sixth-most in school history for a first half.
- \*UNM's eight rushing touchdowns tied the school record for rushing touchdowns in a game. UNM had previously done it four other times, the last against San Diego State on October 18, 2008 in a 70-7 Lobo win. It also tied the Mountain West record for rushing touchdowns in a game.
- \*New Mexico held Mississippi Valley State to 26 yards rushing. The last time UNM allowed fewer than 100 yards rushing was in 2012 when the Lobos held Wyoming to just 55 yards.
- \*It was the third time Bob Davie's team has scored 66 points (66-17 vs. NMSU in 2013, 66-17 vs. Southern in 2012).

**ALBUQUERQUE, N.M.** — The University of Tulsa was consistent, scoring 10 points in each quarter as New Mexico made a rash of uncharacteristic mistakes and lost to the Golden Hurricane 40-21 in front of 24,167 on Branch Field at University Stadium.

The game saw the lead see-saw back in forth in the opening half. UNM opened the scoring with a quick and efficient six-play drive, all on the ground with the last 13 from Teriyon Gipson, but Tulsa answered right back, and even faster. The Golden Hurricane got a 69-yard pass from Dane Evans for Josh Atkinson on their third play for a 7-7 game. After the first of four Redford Jones field goals made it 10-7, Lamar Jordan hit Dameron Gamblin for a 62-yard touchdown and UNM led 14-10 after one. Tulsa took the lead for good on another long Evans pass, this 41 yards for Keevan Lucas for a 17-14 lead.

Tulsa eventually was up 23-14 in the third when UNM got closer on a 4-yard Gipson run, and then after a stop, the Lobos had a chance for the lead but Jason Sanders missed from 42-yards out. Tulsa then went out and scored to make it 30-21 on a 1-yard run by D'Angelo Brewer.

After Jones' fourth field goal made it 33-21, it looked like UNM got within a score on a diving touchdown catch by Carlos Wiggins, but UNM was called for an illegal shift, its 13th and penultimate penalty of the game. On the next play, Jordan was intercepted, and it was all academic after that.

The Lobos did get a career night from receiver Dameron Gamblin, who caught a career-high eight passes for a career-best 131 yards. He also added 42 yards rushing on four carries.

**TEAM NOTES:**

- \*New Mexico's second TD drive of the second quarter was actually 101 yards due to penalties.
- \*New Mexico was shutout in a quarter for the first time this season when they didn't score in the second quarter.
- \*The 154 penalty yards were the first time going over 100 yards since October 9, 2010 when the Lobos had 115 yards in penalties at New Mexico State. It actually was the most since 159 penalty yards against New Mexico State (on 15 penalties) in a 28-27 loss to the Aggies on September 19, 1998.
- \*The nine penalties in the first half were tied for the most in any entire game in the Davie era. UNM had nine at Texas in 2012. Of the nine penalties in the first half, seven were personal fouls. UNM's total of 154 penalty yards nearly doubled the previous high under Bob Davie, which was 79 in 2012 against Texas.

**Box Score (Final)**  
**The Automated ScoreBook**  
**Miss. Valley State vs New Mexico (Sep 05, 2015 at Albuquerque, N.M.)**

Score by Quarters	1	2	3	4	Total
Miss. Valley State	0	0	0	0	0
New Mexico	21	17	21	7	66

Qtr	Time	Scoring play
1st	08:08	NM - JORDAN, Lamar 28 yd run (SANDERS, Jason kick), 4-72 1:19
	02:38	NM - HENDERSON, Reno 0 yd fumble recovery (SANDERS, Jason kick), 9-74 3:14
	02:21	NM - PRESSLEY, Jhurrell 7 yd run (SANDERS, Jason kick), 1-7 0:04
2nd	13:26	NM - OWENS, Tyrone 8 yd run (SANDERS, Jason kick), 7-34 2:47
	08:43	NM - OWENS, Tyrone 1 yd run (SANDERS, Jason kick), 6-32 2:41
	00:32	NM - SANDERS, Jason 28 yd field goal, 14-69 2:55
3rd	10:28	NM - ANAYA, David 1 yd run (SANDERS, Jason kick), 4-45 1:13
	05:47	NM - CHESTNUT, Daryl 64 yd run (SANDERS, Jason kick), 3-73 1:18
	02:28	NM - CHESTNUT, Daryl 37 yd run (SANDERS, Jason kick), 4-50 1:41
4th	08:33	NM - GREEN, Travis 32 yd interception return (SANDERS, Jason kick)

	MVSU	NM
<b>FIRST DOWNS</b>	8	26
<b>RUSHES-YARDS (NET)</b>	40-26	52-339
<b>PASSING YDS (NET)</b>	48	172
Passes Att-Comp-Int	16-6-1	19-12-0
<b>TOTAL OFFENSE PLAYS-YARDS</b>	56-74	71-511
Fumble Returns-Yards	0-0	0-0
Punt Returns-Yards	0-0	3-17
Kickoff Returns-Yards	6-122	1-32
Interception Returns-Yards	0-0	1-32
Punts (Number-Avg)	9-35.1	1-42.0
Fumbles-Lost	2-2	2-0
Penalties-Yards	9-50	6-55
Possession Time	32:40	27:20
Third-Down Conversions	4 of 14	5 of 10
Fourth-Down Conversions	1 of 1	2 of 3
Red-Zone Scores-Chances	0-1	6-7
Sacks By: Number-Yards	13-0	6-45

RUSHING: Miss. Valley State-Stokes, Jr., Th 13-40; Scott, Dontrine 2-13; Price, Tre 3-8; Howard, Demariu 1-4; Foster, Gregory 1-2; Barron, Terrenc 1-1; Chambers, Booke 2-0; Dobson, Jeremy 5-minus 12; Peterson, Quant 12-minus 30. New Mexico-CHESTNUT, Daryl 6-108; JORDAN, Lamar 5-62; McQUARLEY, Richard 11-53; PRESSLEY, Jhurrell 10-47; JORDAN, Romel 6-33; ANAYA, David 2-12; OWENS, Tyrone 3-11; GAMBLIN, Dameron 2-11; WOODHOUSE, Diqon 5-5; TEAM 2-minus 10; HENDERSON, Reno 0-0; WIGGINS, Carlos 0-7.

PASSING: Miss. Valley State-Peterson, Quant 1-9-1-10; Scott, Dontrine 5-7-0-38. New Mexico-APODOCA, Austin 5-12-0-69; JORDAN, Lamar 7-7-0-103.

RECEIVING: Miss. Valley State-Howard, Demariu 2-18; Daniels, Keenan 2-12; Stokes, Jr., Th 1-10; Bryant, Jessie 1-8. New Mexico-GAMBLIN, Dameron 4-45; HART-JOHNSON, Delane 2-25; DAVIS, Chris 2-19; WIGGINS, Carlos 2-19; WHITE, Reece 1-26; JONES, Ridge 1-21; QUARELLS, Matt 1-17.

INTERCEPTIONS: Miss. Valley State-None. New Mexico-GREEN, Travis 1-32.

FUMBLES: Miss. Valley State-Chambers, Booke 1-1; Peterson, Quant 1-1. New Mexico-JORDAN, Romell 1-0; WOODHOUSE, Diqon 1-0.

Miss. Valley State (0-1) vs. New Mexico (1-0)  
 Date: Sep 05, 2015 • Site: Albuquerque, N.M. • Stadium: University Stadium  
 Attendance: 21930

Kickoff time: 6:05 pm • End of Game: 9:10 • Total elapsed time: 3:05  
 Officials: Referee: Dan Lewis; Umpire: Phillip Anaya; Linesman: Tim Crowley;  
 Line Judge: Gerald Woodruff; Back Judge: Bobby Lynn; Field Judge: Allan Nicholson;  
 Side Judge: Bill Roberts; Center Judge: Anthony Carter;  
 Temperature: 79 • Wind: SW 9mph • Weather: Showers

**Box Score (Final)**  
**The Automated ScoreBook**  
**Tulsa vs New Mexico (Sep 12, 2015 at Albuquerque, N.M.)**

Score by Quarters	1	2	3	4	Total
Tulsa	10	10	10	10	40
New Mexico	14	0	7	0	21

Qtr	Time	Scoring play
1st	12:12	NM - GIPSON, Teriyon 13 yd run (SANDERS, Jason kick), 6-75 2:48
	11:26	TLS - ATKINSON, Josh 69 yd pass from EVANS, Dane (JONES, Redford kick), 3-75 0:46
	07:56	TLS - JONES, Redford 34 yd field goal, 8-56 2:18
	02:42	NM - GAMBLIN, Dameron 62 yd pass from JORDAN, Lamar (SANDERS, Jason kick), 11-75 5:14
2nd	11:30	TLS - LUCAS, Keevan 41 yd pass from EVANS, Dane (JONES, Redford kick), 3-58 0:45
	03:56	TLS - JONES, Redford 22 yd field goal, 14-68 5:44
	12:00	TLS - JONES, Redford 23 yd field goal, 12-69 3:00
3rd	09:54	NM - GIPSON, Teriyon 4 yd run (SANDERS, Jason kick), 6-63 1:58
	03:02	TLS - BREWER, D'Angelo 1 yd run (JONES, Redford kick), 8-75 1:56
4th	10:40	TLS - JONES, Redford 24 yd field goal, 7-35 1:45
	04:07	TLS - LANGER, Zack 5 yd run (JONES, Redford kick), 9-63 3:17

	TLS	NM
<b>FIRST DOWNS</b>	31	18
<b>RUSHES-YARDS (NET)</b>	59-279	47-224
<b>PASSING YDS (NET)</b>	321	166
Passes Att-Comp-Int	30-16-0	21-11-1
<b>TOTAL OFFENSE PLAYS-YARDS</b>	89-600	68-390
Fumble Returns-Yards	0-0	0-0
Punt Returns-Yards	1-0	0-0
Kickoff Returns-Yards	0-0	5-110
Interception Returns-Yards	1-14	0-0
Punts (Number-Avg)	3-37.3	6-44.3
Fumbles-Lost	1-1	2-1
Penalties-Yards	7-56	14-154
Possession Time	30:56	29:04
Third-Down Conversions	9 of 18	4 of 15
Fourth-Down Conversions	0 of 1	2 of 3
Red-Zone Scores-Chances	6-7	2-2
Sacks By: Number-Yards	1-5	2-19

RUSHING: Tulsa-LANGER, Zack 33-139; BREWER, D'Angelo 20-133; LUCAS, Keevan 2-20; EVANS, Dane 4-minus 13. New Mexico-GIPSON, Teriyon 9-71; GAMBLIN, Dameron 4-42; PRESSLEY, Jhurrell 11-42; JORDAN, Lamar 9-35; WIGGINS, Carlos 3-33; ROGERS, Zack 2-10; OWENS, Tyrone 4-3; McQUARLEY, Richard 1-2; CHESTNUT, Daryl 2-minus 5; APODOCA, Austin 2-minus 9.

PASSING: Tulsa-EVANS, Dane 16-30-0-321. New Mexico-JORDAN, Lamar 8-14-1-141; APODOCA, Austin 3-7-0-25.

RECEIVING: Tulsa-GARRETT, Keyarris 7-102; LUCAS, Keevan 4-65; ATKINSON, Josh 3-119; FLOYD, Conner 1-26; DIXON, Mandel 1-9. New Mexico-GAMBLIN, Dameron 8-131; WIGGINS, Carlos 1-39; HART-JOHNSON, Delane 1-minus 2; GIPSON, Teriyon 1-minus 2.

INTERCEPTIONS: Tulsa-THOMAS, Kerwin 1-14. New Mexico-None.

FUMBLES: Tulsa-LOUIE, Bishop 1-1. New Mexico-CHESTNUT, Daryl 1-0; GIPSON, Teriyon 1-1.

Tulsa (2-0) vs. New Mexico (1-1)  
 Date: Sep 12, 2015 • Site: Albuquerque, N.M. • Stadium: University Stadium  
 Attendance: 24167

Kickoff time: 6:04 pm • End of Game: 9:18 • Total elapsed time: 3:14  
 Officials: Referee: Todd LaPenta; Umpire: Jeffrey Akers; Linesman: Jeremy McCurley;  
 Line Judge: Charles Twiddy; Back Judge: Mike Griffith; Field Judge: Rick Santilli;  
 Side Judge: Ben Vasconcelis; Center Judge: Terry Killens;  
 Temperature: 91 • Wind: none • Weather: Perfect

# SEASON BOX SCORES

# UNIVERSITY OF NEW MEXICO FOOTBALL



**10** **GAME 3 - SEPT. 18, 2015**  
**TEMPE, ARIZ.**  
**ATT: 43,310**



**34**



**38** **GAME 4 - SEPT. 26, 2015**  
**LARAMIE, WYO.**  
**ATT: 18,723**



**28**

**Tempe, Ariz.** --- The New Mexico Lobos had a promising opening half but a pair of touchdowns sandwiched around halftime put the Sun Devils up 17-0 and they went on the outlast UNM 34-10 in the first road game of the season for New Mexico.

The Lobos (1-2) held defensively on its opening two drives with a pair of 3-and-outs, allowing just two yards of offense. UNM offensively was able to pick up first downs but not get into scoring range. The Sun Devils had the only score in the first 29 minutes on a Zane Gonzalez 22-yard field goal. UNM held on that drive that saw ASU (2-1) have first and goal at the 1-yard line.

UNM drove down into scoring range behind Austin Apodaca for a shot at a tying 35-yard field goal, but it was pushed wide right by Jason Sanders. ASU then went 80 yards in eight plays and scored on a 14-yard pass with 37 seconds left to take a 10-0 lead into the half.

The Sun Devil then got the opening second half kick and drove 66 yards in five plays and went up 17-0 on a 33-yard pass.

UNM answered with a career-long 65-yard touchdown up the gut by Tyrone Owens. After ASU answered with a touchdown of its own, Sanders atoned for his earlier miss with a 32-yard field goal to make it 24-10.

A huge swing came in the fourth when it looked like UNM had a safety after Mike Bercovici on heavy pressure from Garrett Hughes threw a ball into the turf at his 3-yard line, but the play was ruled to have gone beyond the line of scrimmage. ASU hurried to the line and Bercovici scrambled and hit Demario Richard for a 93-yard TD on what amounted to a broken play to make it 31-10.

UNM, after an ASU field goal, drove into scoring territory, but Apodaca was intercepted in the end zone on a pass intended for Reece White. Each team punted once after that and ASU took a knee at its own 4-yard line to end the game. Overall, UNM was outgained 449-296. The Lobo defense had five three-and-outs and twice held ASU to field goals in the red zone.

UNM opens conference play with Wyoming next Saturday in Laramie at 1 p.m. on ROOT Sports.

**LARAMIE, Wyo.** --- The University of New Mexico got 147 yards rushing and 107 yards passing from Lamar Jordan and UNM's defense allowed just 42 yards rushing and had a pair of fourth quarter interceptions as Lobos went on the road and won 38-28 at Wyoming in the Mountain West opener for both teams.

The win for the Lobos ended a nine-game losing streak in Mountain West openers and it gives the Lobos a two-game conference winning streak dating back to last year, both wins coming over Wyoming.

The day got off to a rousing start two plays into the game when Lamar Jordan raced for a 56-yard untouched touchdown just 46 seconds into the game. UNM went up 14-0 in the first quarter when Jhurrell Pressley, who went over the 2,000-yard mark for his career in the game, bounced one to the outside for a 19-yard touchdown.

Wyoming got it to 14-7 on the first of four Cameron Coffman touchdown passes, but that would be as close as they would get. A 64-yard Jordan to Carlos Wiggins touchdown strike made it 21-7 and Richard McQuarley scored his first career touchdown from three yards out for a 28-7 lead.

Up 28-14 in the second half, UNM got a stop on third-and-one at midfield and Wyoming elected to punt the ball away. The Lobos took that punt and drove to the Wyoming 43, facing a fourth-and-one of their own. UNM elected to go for it, and McQuarley raced 43 yards for a touchdown and an insurmountable 35-14 lead.

Wyoming got a touchdown on a replay reversal late in the third quarter to make it 35-21, but UNM got interceptions on back-to-back offensive plays for Wyoming to seal it. First Markel Byrd made a leaping snag at the UNM 21-yard line to thwart a possession, and then Dakota Cox, who had a career-high 3.5 tackles for loss, picked off a pass inside the Wyoming 20 that led to a Jason Sanders field goal.

Wyoming closed the scoring with a ricochet touchdown that bounced into the unsuspecting hands of Josh Harshman with 43 seconds left. UNM recovered the inside kick and ran out the clock.

## Box Score (Final) The Automated ScoreBook New Mexico vs Arizona State (Sep 18, 2015 at Tempe, Ariz.)

Score by Quarters	1	2	3	4	Total
New Mexico	0	0	10	0	10
Arizona State	0	10	14	10	34

### Qtr Time Scoring play

2nd	11:26	ASU - Gonzalez, Zane 22 yd field goal, 17-74 5:13
	00:37	ASU - White, Tim 14 yd pass from Bercovici, Mike (Gonzalez, Zane kick), 8-80 1:59
3rd	12:55	ASU - Richard, Demario 33 yd pass from Bercovici, Mike (Gonzalez, Zane kick), 5-66 1:59
	11:15	NM - OWENS, Tyrone 65 yd run (SANDERS, Jason kick), 4-75 1:40
	05:46	ASU - Bercovici, Mike 8 yd run (Gonzalez, Zane kick), 8-63 2:47
	01:44	NM - SANDERS, Jason 32 yd field goal, 6-7 2:29
4th	13:26	ASU - Richard, Demario 93 yd pass from Bercovici, Mike (Gonzalez, Zane kick), 3-93 0:28
	06:55	ASU - Gonzalez, Zane 24 yd field goal, 8-44 2:54

	NM	ASU
<b>FIRST DOWNS</b>	15	19
<b>RUSHES-YARDS (NET)</b>	47-184	30-132
<b>PASSING YDS (NET)</b>	111	317
Passes Att-Comp-Int	29-12-1	37-22-0
<b>TOTAL OFFENSE PLAYS-YARDS</b>	76-295	67-449
Fumble Returns-Yards	0-0	0-0
Punt Returns-Yards	1-7	2-2
Kickoff Returns-Yards	3-48	1-34
Interception Returns-Yards	0-0	1-0
Punts (Number-Avg)	9-42.4	6-45.7
Fumbles-Lost	0-0	2-1
Penalties-Yards	5-35	3-25
Possession Time	36:21	23:39
Third-Down Conversions	9 of 21	6 of 15
Fourth-Down Conversions	1 of 1	1 of 1
Red-Zone Scores-Chances	1-2	4-4
Sacks By: Number-Yards	1-11	2-10

**RUSHING:** New Mexico-OWENS, Tyrone 4-72; PRESSLEY, Jhurrell 17-56; GIPSON, Teriyon 10-35; ANAYA, David 3-22; JORDAN, Lamar 6-3; McQUARLEY, Richard 3-3; APODOCA, Austin 3-minus 2; GAMBLIN, Dameron 1-minus 5. Arizona State-Richard, Demario 15-104; Bercovici, Mike 8-15; Foster, D.J. 5-8; Brimhall, Jacom 1-6; TEAM 1-minus 1.

**PASSING:** New Mexico-APODOCA, Austin 8-18-1-89; JORDAN, Lamar 4-11-0-22. Arizona State-Bercovici, Mike 22-37-0-317.

**RECEIVING:** New Mexico-GAMBLIN, Dameron 4-54; WHITE, Reece 2-22; WIGGINS, Carlos 2-18; DAVIS, Chris 1-12; HART-JOHNSON, Delane 1-2; CHESTNUT, Daryl 1-2; GIPSON, Teriyon 1-1. Arizona State-Richard, Demario 4-151; Lucien, Devin 4-43; White, Tim 4-42; Foster, D.J. 4-16; Kohl, Kody 3-23; Jefferson, Ellis 2-18; Chambers, Gary 1-24.

**INTERCEPTIONS:** New Mexico-None. Arizona State-Simone, Jordan 1-0.

**FUMBLES:** New Mexico-None. Arizona State-White, Tim 1-1; Bercovici, Mike 1-0.

New Mexico (1-2) vs. Arizona State (2-1)  
Date: Sep 18, 2015 • Site: Tempe, Ariz. • Stadium: Sun Devil Stadium  
Attendance: 43310

Kickoff time: 7:07 pm • End of Game: 10:18 • Total elapsed time: 3:11  
Officials: Referee: L. Clark; Umpire: M. Jordan; Linesman: B. Day;  
Line Judge: J. Robinson; Back Judge: J. Nelson; Field Judge: J. Morton;  
Side Judge: B. Hulscher; Center Judge: J. Love;  
Temperature: 96 • Wind: WNW 9 • Weather: Partly Cloudy

## Box Score (Final) The Automated ScoreBook New Mexico vs Wyoming (Sep 26, 2015 at LARAMIE, Wyo.)

Score by Quarters	1	2	3	4	Total
New Mexico	14	14	7	3	38
Wyoming	0	14	7	7	28

### Qtr Time Scoring play

1st	14:14	NM - JORDAN, Lamar 56 yd run (SANDERS, Jason kick), 2-69 0:46
	02:41	NM - PRESSLEY, Jhurrell 19 yd run (SANDERS, Jason kick), 7-75 3:15
2nd	11:54	WY - WICK, Shaun 13 yd pass from COFFMAN, C. (BAILEY, Tristan kick), 11-75 5:47
	06:18	NM - WIGGINS, Carlos 64 yd pass from JORDAN, Lamar (SANDERS, Jason kick), 1-64 0:12
	01:21	NM - McQUARLEY, Richard 3 yd run (SANDERS, Jason kick), 7-61 3:21
	00:26	WY - HOLLISTER, J. 14 yd pass from COFFMAN, C. (BAILEY, Tristan kick), 7-75 0:55
3rd	07:43	NM - McQUARLEY, Richard 43 yd run (SANDERS, Jason kick), 7-80 3:36
	03:25	WY - GENTRY, Tanner 11 yd pass from COFFMAN, C. (BAILEY, Tristan kick), 8-75 4:18
4th	05:19	NM - SANDERS, Jason 22 yd field goal, 4-5 2:05
	00:43	WY - HARSHMAN, Josh 26 yd pass from COFFMAN, C. (BAILEY, Tristan kick), 8-59 1:12

	NM	WY
<b>FIRST DOWNS</b>	15	26
<b>RUSHES-YARDS (NET)</b>	47-302	30-42
<b>PASSING YDS (NET)</b>	107	366
Passes Att-Comp-Int	8-5-0	42-30-2
<b>TOTAL OFFENSE PLAYS-YARDS</b>	55-409	72-408
Fumble Returns-Yards	0-0	0-0
Punt Returns-Yards	0-0	1-9
Kickoff Returns-Yards	2-45	0-0
Interception Returns-Yards	2-8	0-0
Punts (Number-Avg)	5-39.6	5-41.4
Fumbles-Lost	0-0	1-0
Penalties-Yards	6-69	10-98
Possession Time	29:51	30:09
Third-Down Conversions	5 of 12	7 of 14
Fourth-Down Conversions	1 of 1	1 of 2
Red-Zone Scores-Chances	3-3	3-4
Sacks By: Number-Yards	3-22	0-0

**RUSHING:** New Mexico-JORDAN, Lamar 15-147; PRESSLEY, Jhurrell 17-103; McQUARLEY, Richard 5-55; GIPSON, Teriyon 4-7; OWENS, Tyrone 1-2; ANAYA, David 2-2; TEAM 3-minus 14. Wyoming-HILL, Brian 18-49; TAPSCOTT, Josh 1-3; WICK, Shaun 5-minus 2; COFFMAN, C. 6-minus 8.

**PASSING:** New Mexico-JORDAN, Lamar 5-8-0-107. Wyoming-COFFMAN, C. 30-42-2-366.

**RECEIVING:** New Mexico-WIGGINS, Carlos 1-64; BUNDTY, Marquis 1-20; HART-JOHNSON, Delane 1-11; JONES, Ridge 1-8; GIPSON, Teriyon 1-4. Wyoming-GENTRY, Tanner 9-130; MAULHARDT, Jake 7-67; HOLLISTER, J. 1-0; WICK, Shaun 3-35; PRICE, James 2-26; HARSHMAN, Josh 1-26; OVERSTREET, K. 1-11; VAN MAANEN, D. 1-0; HILL, Brian 1-minus 4.

**INTERCEPTIONS:** New Mexico-COX, Dakota 1-8; BYRD, Markel 1-0. Wyoming-None.

**FUMBLES:** New Mexico-None. Wyoming-PRICE, James 1-0.

New Mexico (2-2, 1-0) vs. Wyoming (0-4, 0-1)  
Date: Sep 26, 2015 • Site: LARAMIE, Wyo. • Stadium: War Memorial Stadium  
Attendance: 18723

Kickoff time: 1:08 pm • End of Game: 4:10 pm • Total elapsed time: 3:02  
Officials: Referee: C. Castleberry; Umpire: Jim Adams; Linesman: Bill Scott;  
Line Judge: Frank LeBlanc; Back Judge: Joe Wetzel; Field Judge: Randy Smith;  
Side Judge: Fulton Carson; Center Judge: Stacy Hardin;  
Temperature: 77 • Wind: S NW • Weather: Sunny

# SEASON BOX SCORES



**28** **GAME 5 - OCT. 3, 2015**  
**ALBUQUERQUE, N.M.**  
**ATT: 30,900**



**39**

**ALBUQUERQUE, N.M.** --- Down 29-14 after a third quarter field goal, UNM stormed back scoring the final 24 points as the Lobos won the 106th installment of the Rio Grande Rivalry 38-29 over New Mexico State, UNM's fourth straight win in the series and pushing the Lobos over .500 at 3-2 for the season.

The Lobo defense came up huge in the second half, holding New Mexico State to just 62 yards and three points which came after Carlos Wiggins fumbled the opening second half kickoff. While NMSU turned that fumble into a field goal, the Aggies would pick up just 51 yards the rest of the half.

From there, the comeback was on. Wiggins atoned for his fumble with a 34-yard return to set up UNM at the Aggie 40, and the Lobos went 10 plays and scored on a 6-yard Richard McQuarley run. Lamar Jordan added a two-point conversion run to cut the lead to 29-22. After a three-and-out, one of six in the game for UNM, the Lobos took advantage of good field position again when Jhurell Pressley raced 32 yards to tie the game up at 29.

UNM had a shot at the lead by Jason Sanders' 42-yard field goal attempt was pushed just wide by a strong wind, but UNM got the ball right back and Teriyon Gipson gave UNM the lead for good with 10:19 to go on a 36-yard touchdown run.

Tyler Rogers, NMSU's starting quarterback, went out with an injury and UNM forced back-up Nick Jeanty into several mistakes, including an interception by Cranston Jones and a safety to close the scoring. UNM recovered the last ditch inside kick to seal the win.

UNM had a 14-7 lead in the first quarter, scoring twice after an opening drive score for the Aggie. First, Lamar Jordan raced and danced his way to a 70-yard touchdown run, the longest of his career. After a booming Zack Rogers 69-yard punt to the 4-yard line, Lee Crosby forced a fumble by Rose in the end zone that he recovered for a touchdown and the 14-7 lead. NMSU would score the next 22 points before UNM mounted its comeback.

# UNIVERSITY OF NEW MEXICO FOOTBALL



**17** **GAME 6 - OCT. 10, 2015**  
**RENO, NEV.**  
**ATT: 20,426**



**35**

**RENO, Nev.** --- The University of Nevada rushed for 351 yards and got four touchdowns from quarterback Tyler Stewart, two rushing, two throwing as the Wolf Pack ended UNM's bid for its first 2-0 conference start since 1997 with a 35-17 win over New Mexico.

The Lobos (3-3, 1-1 MW) were shooting for a third straight win for the first time since the 2007 season. The Lobo offense never really got rolling, picking up just 273 yards of offense, its lowest total of the season. UNM's only offensive touchdown came when Teriyon Gipson went up the middle, cut right and outraced everyone for a 38-yard touchdown to give UNM a 10-7 lead. It was short-lived as Nevada marched down the field in four plays to take the lead for good at 14-10.

Lamar Jordan, who had back-to-back 100-yard rushing games, could only muster 22 on eight carries. He was 9-for-12 passing for 56 yards. With UNM down 28-17, the Lobos turned to Austin Apodaca, and he had his best game of his Lobo career, going 10-for-12 for 82 yards and an interception. Down 28-17, it looked like Apodaca had thrown his first touchdown pass as a Lobo, but diving for the goal line, Dameon Gamblin fumbled into the end zone, where it was recovered by the Wolf Pack for a touchback, effectively ending UNM's comeback bid.

UNM was down 21-10 entering the fourth quarter, and things looked bleak with Nevada inside the UNM red zone, but Nias Martin recovered a Stewart fumble and returned it 77 yards for a touchdown to make it 21-17. Nevada again had an answer, getting set up on first and goal after a pass interference penalty in the end zone and then getting a shot touchdown pass from Stewart to Jarred Gipson. That's when Apodaca came into the game in relief of Lamar Jordan.

UNM opened the scoring with a 42-yard field goal from Zack Rogers after his punt hit an upback and Reece White recovered it at the Nevada 25.

The Lobo defense didn't record a sack for the first time this season but score for the second straight game. Nevada outgained UNM 517-273. Nevada also racked up 30 first downs to 14 for UNM.

The Lobos return home to host Hawai'i at Branch Field at University Stadium at 5 p.m. in a game shown on both ROOT SPORTS and Oceanic back to Hawaii.

## Box Score (Final) The Automated ScoreBook New Mexico State vs New Mexico (Oct 03, 2015 at Albuquerque, N.M)

Score by Quarters	1	2	3	4	Total
New Mexico State	17	9	3	0	29
New Mexico	14	0	15	9	38

Qtr	Time	Scoring play
1st	13:46	NMSU - Rose III, Larry 63 yd run (Davidson, P kick), 5-75 1:14
	12:46	NM - JORDAN, Lamar 70 yd run (SANDERS, Jason kick), 3-75 1:00
	06:38	NM - CROSBY, Lee 0 yd fumble recovery (SANDERS, Jason kick)
	05:30	NMSU - Rose III, Larry 67 yd run (Davidson, P kick), 3-75 1:08
	02:35	NMSU - Davidson, P 41 yd field goal, 4-2 1:47
2nd	04:43	NMSU - Rose III, Larry 51 yd run (Davidson, P kick failed), 2-53 0:30
	00:01	NMSU - Davidson, P 25 yd field goal, 5-75 0:35
3rd	11:40	NMSU - Davidson, P 39 yd field goal, 8-11 3:20
	06:30	NM - McQUARLEY, Richard 6 yd run (JORDAN, Lamar rush), 10-40 5:03
	02:41	NM - PRESSLEY, Jhurell 32 yd run (SANDERS, Jason kick), 4-48 1:54
4th	10:19	NM - GIPSON, Teriyon 36 yd run (SANDERS, Jason kick), 2-78 0:18
	02:00	NM - TEAM safety

	NMSU	NM
FIRST DOWNS	14	21
RUSHES-YARDS (NET)	39-308	61-401
PASSING YDS (NET)	108	45
Passes Att-Comp-Int	28-12-2	17-5-1
TOTAL OFFENSE PLAYS-YARDS	67-416	78-446
Fumble Returns-Yards	0-0	0-0
Punt Returns-Yards	1-7	1-0
Kickoff Returns-Yards	1-18	4-78
Interception Returns-Yards	1-0	2-15
Punts (Number-Avg)	5-47.6	6-42.0
Fumbles-Lost	1-1	2-1
Penalties-Yards	7-39	4-27
Possession Time	25:56	34:04
Third-Down Conversions	4 of 16	6 of 17
Fourth-Down Conversions	1 of 4	2 of 2
Red-Zone Scores-Chances	2-3	1-2
Sacks By: Number-Yards	0-0	7-38

RUSHING: New Mexico State-Rose III, Larry 21-260; Rogers, Tyler 11-41; Jeanty, Nick 5-17; Hall, Xavier 1-0; Morgan, T 1-minus 10. New Mexico-JORDAN, Lamar 16-157; GIPSON, Teriyon 19-142; PRESSLEY, Jhurell 18-99; McQUARLEY, Richard 4-14; ANAYA, David 1-5; TEAM 3-minus 16.

PASSING: New Mexico State-Rogers, Tyler 12-24-1-108; Jeanty, Nick 0-4-1-0; Morgan, T 0-0-0-0. New Mexico-JORDAN, Lamar 5-17-1-45.

RECEIVING: New Mexico State-Taylor, Tyrain 3-44; Morgan, T 3-15; Hogan, Gregory 2-28; Moore, Rayvyan 2-16; Bergstrom, J 1-3; Bowen, Joshua 1-2. New Mexico-BUNNY, Marquis 2-15; HART-JOHNSON, Delane 1-12; GAMBLIN, Dameon 1-12; GIPSON, Teriyon 1-6.

INTERCEPTIONS: New Mexico State-Hogan, Gregory 1-0. New Mexico-JONES, Cranston 1-15; BYRD, Markel 1-0.

FUMBLES: New Mexico State-Rose III, Larry 1-1. New Mexico-GIPSON, Teriyon 1-0; WIGGINS, Carlos 1-1.

New Mexico State (0-4) vs. New Mexico (3-2)  
Date: Oct 03, 2015 • Site: Albuquerque, N.M • Stadium: University Stadium  
Attendance: 30900

Kickoff time: 6:08 pm • End of Game: 9:28 • Total elapsed time: 3:20  
Officials: Referee: Jason Autrey; Umpire: Tyrone Blanks; Linesman: Bill Grier;  
Line Judge: Chris Conway; Back Judge: Wayne Gautney; Field Judge: Dan Moore;  
Side Judge: Fred Wiedower; Center Judge: Michael Prowell;  
Temperature: 74 • Wind: S @ 11 • Weather: Partly Sunny

## Box Score (Final) The Automated ScoreBook New Mexico vs Nevada (Oct 10, 2015 at Reno, Nev.)

Score by Quarters	1	2	3	4	Total
New Mexico	3	7	0	7	17
Nevada	0	14	7	14	35

Qtr	Time	Scoring play
1st	09:36	NM - ROGERS, Zack 42 yd field goal, 4-0 1:11
2nd	08:54	NV - STEWART, Tyler 13 yd run (ZUZO, Brent kick), 8-80 3:09
	03:42	NM - GIPSON, Teriyon 38 yd run (ROGERS, Zack kick), 10-75 5:12
	02:37	NV - BUTLER, James 15 yd run (ZUZO, Brent kick), 4-75 1:05
3rd	03:00	NV - STEWART, Tyler 10 yd run (ZUZO, Brent kick), 9-83 3:51
4th	14:47	NM - MARTIN, Nias 77 yd fumble recovery (ROGERS, Zack kick)
	13:02	NV - GIPSON, Jarred 8 yd pass from STEWART, Tyler (ZUZO, Brent kick), 4-75 1:40
	01:18	NV - RICHARDSON, J. 27 yd pass from STEWART, Tyler (ZUZO, Brent kick), 13-80 6:42

	NM	NV
FIRST DOWNS	14	30
RUSHES-YARDS (NET)	37-135	54-351
PASSING YDS (NET)	138	166
Passes Att-Comp-Int	24-19-1	19-16-0
TOTAL OFFENSE PLAYS-YARDS	61-273	73-517
Fumble Returns-Yards	1-77	0-0
Punt Returns-Yards	0-0	2-1
Kickoff Returns-Yards	2-25	1-25
Interception Returns-Yards	0-0	1-2
Punts (Number-Avg)	7-41.6	3-39.0
Fumbles-Lost	1-1	2-2
Penalties-Yards	5-60	1-5
Possession Time	28:31	31:29
Third-Down Conversions	5 of 15	5 of 10
Fourth-Down Conversions	2 of 2	1 of 2
Red-Zone Scores-Chances	0-1	4-5
Sacks By: Number-Yards	0-0	0-0

RUSHING: New Mexico-GIPSON, Teriyon 11-68; JORDAN, Lamar 8-22; OWENS, Tyrone 3-15; PRESSLEY, Jhurell 5-13; WIGGINS, Carlos 1-7; McQUARLEY, Richard 4-7; APODOCA, Austin 1-4; JORDAN, Romell 1-2; ANAYA, David 1-0; GAMBLIN, Dameon 1-minus 1; CHESTNUT, Daryl 1-minus 2. Nevada-JACKSON, Don 22-152; BUTLER, James 21-145; STEWART, Tyler 9-57; TEAM 2-minus 3.

PASSING: New Mexico-APODOCA, Austin 10-12-1-82; JORDAN, Lamar 9-12-0-56. Nevada-STEWART, Tyler 16-19-0-166.

RECEIVING: New Mexico-GAMBLIN, Dameon 8-71; GIPSON, Teriyon 4-29; HART-JOHNSON, Delane 2-20; WHITE, Reece 2-13; JORDAN, Romell 1-7; REED, Patrick 1-1; JONES, Ridge 1-minus 3. Nevada-RICHARDSON, J. 9-121; GIPSON, Jarred 2-20; DEMPS, Wyatt 2-16; HENDERSON, H. 2-14; BUTLER, James 1-minus 5.

INTERCEPTIONS: New Mexico-None. Nevada-MOODY, Elijah 1-2.

FUMBLES: New Mexico-GAMBLIN, Dameon 1-1. Nevada-MITCHELL, E. 1-1; STEWART, Tyler 1-1.

New Mexico (3-3, 1-1) vs. Nevada (3-3, 1-1)  
Date: Oct 10, 2015 • Site: Reno, Nev. • Stadium: Mackay Stadium  
Attendance: 20426

Kickoff time: 4 p.m. • End of Game: 6:54 pm • Total elapsed time: 2:54  
Officials: Referee: Eddy Shelton; Umpire: Rick Podraza; Linesman: Rick Smith;  
Line Judge: Keith Garmond; Back Judge: Terry White; Field Judge: Nick Lave;  
Side Judge: Fulton Carson; Center Judge: Stephen Baron;  
Temperature: 82 • Wind: ssw 19 • Weather: clear and sunny



# SEASON BOX SCORES

# UNIVERSITY OF NEW MEXICO FOOTBALL



**27**

**GAME 7 - OCT. 17, 2015  
ALBUQUERQUE, N.M.**

**28**

**ATT: 20,541**



**21**

**GAME 8 - OCT. 24, 2015  
SAN JOSE, CALIF.**

**31**

**ATT: 11,646**

**ALBUQUERQUE, N.M.** --- Austin Apodaca drove New Mexico 80 yards in just 1:19 on his only drive of the game, hitting Dameon Gamblin for a 28-yard touchdown with 55 seconds left, and Zack Rogers hit the extra point as the Lobos came back from six points down for a thrilling 28-27 victory over Hawai'i. The win improved UNM to 4-3 overall and 2-1 in the Mountain Division, good for a tie for second place.

The drive looked like it would be academic as the Rainbow Warriors (2-5, 0-3 MW) lined up for a chip-shot 22 yard field goal with 2:18 left. However with the score 27-21 Hawai'i, Rigoberto Sanchez, who earlier hit a career-long 49-yarder, was wide left from a tough angle, giving the Lobos one last chance. Apodaca and company made Hawai'i pay dearly for their mistake.

He opened the drive with an 8-yard pass to Gamblin, and then after an incompleton, he somehow flipped a shovel pass before being tackled to Romell Jordan for a first down. He then hit Jordan for eight, had an incompleton and then converted a second third-down with an 11-yard pass to Gamblin to midfield. After a holding penalty moved the ball to the Hawai'i 40, Apocada threw two straight incompletons before hitting Carlos Wiggins on a thread-the-needle sideline route for 12 yards and a first down.

From the 28, he pump-fakes, got the safety to bite and hit Gamblin at the 10, and he raced in to tie the game at 27. After a false start, Zack Rogers hit the extra point to make it 28-27.

Lee Crosby ended the any hope of a Rainbow Warrior comeback with his second pick of the game with three seconds left.

The game marked the second straight home game that UNM came back after trailing at the half, and the second straight home game allowing just three second half points.

UNM gave up a touchdown on the opening drive to Hawai'i, but the Lobos got the seven points right back when Carlos Wiggins housed the ensuing kickoff 100 yards. It extended his UNM and Mountain West record for kickoff return touchdowns to five, and he became the first player in MW history with three 100-yard kickoff returns.

After a Hawai'i field goal, UNM took its only lead until the end on a 2-yard Jhurell Pressley run to make it 14-10. The lead was short lived as Hawai'i answered right back with second 1-yard touchdown run from Paul Harris. Dylan Collie's 27-yard catch from Ikaika Woosley made it 24-14 at the break.

Down 10, Crosby's first pick of the evening set up UNM inside Hawai'i territory, where starting quarterback Lamar Jordan scrambled and found David Anaya in the end zone on third-and-goal for an 11-yard score to make it a 24-21 game. UNM then allowed only a field goal of 47 yards, setting up Apodaca's winning drive.



**Box Score (Final)  
The Automated ScoreBook  
Hawai'i vs New Mexico (Oct 17, 2015 at Albuquerque, N.M.)**



Score by Quarters	1	2	3	4	Total
Hawai'i	10	14	0	3	<b>27</b>
New Mexico	7	7	7	7	<b>28</b>

**Qtr Time Scoring play**

1st	10:20	UH - HARRIS, Paul 1 yd run (SANCHEZ, R. kick), 13-75 4:40
	10:09	NM - WIGGINS, Carlos 100 yd kickoff return (ROGERS, Zack kick)
	00:42	UH - SANCHEZ, R. 49 yd field goal, 9-62 3:28
2nd	08:05	NM - PRESSLEY, Jhurell 2 yd run (ROGERS, Zack kick), 17-82 7:36
	04:33	UH - HARRIS, Paul 1 yd run (SANCHEZ, R. kick), 9-79 3:27
	01:45	UH - COLLIE, Dylan 27 yd pass from WOOLSEY, Ikaika (SANCHEZ, R. kick), 5-54 1:11
3rd	07:53	NM - ANAYA, David 11 yd pass from JORDAN, Lamar (ROGERS, Zack kick), 7-34 2:55
4th	12:59	UH - SANCHEZ, R. 47 yd field goal, 5-23 2:25
	00:55	NM - GAMBLIN, Dameon 28 yd pass from APODOCA, Austin (ROGERS, Zack kick), 10-80 1:19

	UH	NM
<b>FIRST DOWNS</b>	23	28
<b>RUSHES-YARDS (NET)</b>	51-220	53-197
<b>PASSING YDS (NET)</b>	195	195
Passes Att-Comp-Int	25-13-2	26-15-0
<b>TOTAL OFFENSE PLAYS-YARDS</b>	76-415	79-392
Fumble Returns-Yards	0-0	0-0
Punt Returns-Yards	2-10	0-0
Kickoff Returns-Yards	1-19	3-114
Interception Returns-Yards	0-0	2-29
Punts (Number-Avg)	3-44.3	4-39.0
Fumbles-Lost	0-0	3-2
Penalties-Yards	11-94	9-64
Possession Time	29:41	30:19
Third-Down Conversions	10 of 18	9 of 16
Fourth-Down Conversions	0 of 0	1 of 2
Red-Zone Scores-Chances	2-3	2-3
Sacks By: Number-Yards	3-24	1-7

**RUSHING:** Hawai'i-HARRIS, Paul 25-125; LAKALAKA, S. 16-83; WOOLSEY, Ikaika 9-13; Team 1-minus 1. New Mexico-GIPSON, Teriyon 16-80; PRESSLEY, Jhurell 13-70; JORDAN, Lamar 15-29; JORDAN, Romell 5-21; ANAYA, David 1-4; McQUARLEY, Richard 1-2; TEAM 2-minus 9.

**PASSING:** Hawai'i-WOOLSEY, Ikaika 13-25-2-195. New Mexico-JORDAN, Lamar 9-16-0-125; APODOCA, Austin 6-10-0-70.

**RECEIVING:** Hawai'i-COLLIE, Dylan 7-113; BERNARD, Isaiah 3-62; STUBBLEFIELD, D 1-9; LAKALAKA, S. 1-7; TORRES, Dakota 1-4. New Mexico-WHITE, Reece 3-72; GAMBLIN, Dameon 3-47; WIGGINS, Carlos 3-29; DAVIS, Chris 2-22; JORDAN, Romell 2-11; ANAYA, David 1-11; GIPSON, Teriyon 1-3.

**INTERCEPTIONS:** Hawai'i-None. New Mexico-CROSBY, Lee 2-29.

**FUMBLES:** Hawai'i-None. New Mexico-JORDAN, Lamar 2-1; DAVIS, Chris 1-1.

Hawai'i (2-5,0-3) vs. New Mexico (4-3,2-1)  
Date: Oct 17, 2015 • Site: Albuquerque, N.M. • Stadium: University Stadium  
Attendance: 20541

Kickoff time: 5:08 pm • End of Game: 8:38 • Total elapsed time: 3:30  
Officials: Referee: Alan Eck; Umpire: Tab Slaughter; Linesman: Cal McNeill;  
Line judge: Steve Hoslett; Back judge: Donnie Aultman; Field judge: Scott Gaines;  
Side judge: Anthony Fleming; Center judge: Chris Tallent;

**Box Score (Final)  
The Automated ScoreBook  
New Mexico vs San Jose State (Oct 24, 2015 at San Jose, Calif.)**

Score by Quarters	1	2	3	4	Total
New Mexico	7	7	0	7	<b>21</b>
San Jose State	7	14	7	3	<b>31</b>

**Qtr Time Scoring play**

1st	14:19	SJ - ERVIN, Tyler 71 yd run (LOPEZ, Austin kick), 2-75 0:41
	07:34	NM - GIPSON, Teriyon 79 yd run (ROGERS, Zack kick), 1-79 0:13
2nd	06:25	NM - WOODHOUSE, Diquon 4 yd run (ROGERS, Zack kick), 8-52 4:06
	03:13	SJ - WILSON, Hansell 35 yd pass from POTTER, Kenny (LOPEZ, Austin kick), 6-89 3:12
	00:18	SJ - FREEMAN, Billy 25 yd pass from POTTER, Kenny (LOPEZ, Austin kick), 8-67 1:55
3rd	03:05	SJ - POTTER, Kenny 12 yd run (LOPEZ, Austin kick), 7-51 3:49
4th	09:25	SJ - LOPEZ, Austin 43 yd field goal, 11-65 5:51
	07:46	NM - PRESSLEY, Jhurell 4 yd run (ROGERS, Zack kick), 4-57 1:39

	NM	SJ
<b>FIRST DOWNS</b>	15	25
<b>RUSHES-YARDS (NET)</b>	32-205	57-317
<b>PASSING YDS (NET)</b>	130	181
Passes Att-Comp-Int	20-8-1	20-16-0
<b>TOTAL OFFENSE PLAYS-YARDS</b>	52-335	77-498
Fumble Returns-Yards	0-0	0-0
Punt Returns-Yards	1-23	1-7
Kickoff Returns-Yards	3-66	3-50
Interception Returns-Yards	0-0	1-11
Punts (Number-Avg)	4-37.2	3-38.7
Fumbles-Lost	1-1	0-0
Penalties-Yards	3-34	5-50
Possession Time	23:01	36:59
Third-Down Conversions	2 of 8	9 of 15
Fourth-Down Conversions	0 of 0	0 of 2
Red-Zone Scores-Chances	2-3	1-2
Sacks By: Number-Yards	3-8	0-0

**RUSHING:** New Mexico-GIPSON, Teriyon 9-99; APODOCA, Austin 12-59; PRESSLEY, Jhurell 5-19; ANAYA, David 2-13; WOODHOUSE, Diquon 2-7; OWENS, Tyrone 1-7; JORDAN, Romell 1-1. San Jose State-ERVIN, Tyler 36-263; POTTER, Kenny 9-30; ROBERSON, Malik 10-24; LAWSON, Jarrod 1-1; TEAM 1-minus 1.

**PASSING:** New Mexico-APODOCA, Austin 8-20-1-130. San Jose State-POTTER, Kenny 16-20-0-181.

**RECEIVING:** New Mexico-WHITE, Reece 3-41; GIPSON, Teriyon 1-44; WIGGINS, Carlos 1-18; BUNDY, Marquis 1-11; GAMBLIN, Dameon 1-11; JONES, Ridge 1-5. San Jose State-CRAWLEY, Tim 4-33; FREEMAN, Billy 3-40; WINSTON, Tyler 3-18; WILSON, Hansell 2-62; ERVIN, Tyler 2-11; KEARNEY, Chris 1-12; HOLMES, Justin 1-5.

**INTERCEPTIONS:** New Mexico-None. San Jose State-WALLACE, Clevel 1-11.

**FUMBLES:** New Mexico-GAMBLIN, Dameon 1-1. San Jose State-None.

New Mexico (4-4,2-2) vs. San Jose State (4-4,3-2)  
Date: Oct 24, 2015 • Site: San Jose, Calif. • Stadium: Spartan Stadium  
Attendance: 11646

Kickoff time: 4:08 pm • End of Game: 6:58 pm • Total elapsed time: 2:50  
Officials: Referee: Kevin Mar; Umpire: Matt Salas; Linesman: John Kilmer;  
Line judge: Darren Deckard; Back judge: Corey Luxner; Field judge: John Wisniewski;  
Side judge: T. Salam; Center judge: Mike Contreras;  
Temperature: 78F • Wind: WNW3mph • Weather: Partly cloudy.

SEASON BOX SCORES



13  
14

GAME 9 - NOV. 7, 2015  
ALBUQUERQUE, N.M.  
ATT: 19,886

ALBUQUERQUE, N.M. --- On a night where UNM struggled offensively, the Lobo defense and special teams came up big time and time again as the Lobos picked up their signature win in the Bob Davie era, a 14-13 heart-stopper over Utah State, pushing New Mexico to 5-4 overall and 3-2 in the Mountain West.

It's the most wins for the Lobos since going 9-4 in 2007. More importantly, New Mexico is both one win away from becoming bowl eligible, and should the Lobos win their last three games, New Mexico would be the Mountain Division champions and play in the Mountain West Championship game.

The Lobos are technically still in fourth place, but they trail Boise State (4-1) and Air Force (4-1), two teams that the Lobos still have to play. Utah State is in third at 4-2, but New Mexico owns the tiebreaker with them.

The game was never decided until the final minute, when it once again came down to a field goal attempt. This time after a punt gave the Aggies the ball at their own 35 with 2:54 to go, Kent Myers maneuvered his team to the Lobo 30-yard line with plenty of time on the clock. After an incompletion, Utah State then ran the ball to the 26, and then centered the ball to the 24, leaving a tricky 41 yard field goal attempt with a stiff cross-breeze blowing for Brock Warren.

Warren, who was 2-for-2 on the day including a career long 41-yarder earlier in the quarter pushed the kick wide right, his first miss of the season after eight makes. The Lobos took three knees to end the game.

The Lobos never trailed, taking the lead at the 8:59 mark of the second quarter when Lamar Jordan scrambled and then pulled up just before crossing the line of scrimmage and finding a wide open Delane Hart-Johnson, who raced into the end zone after a lengthy review for a 7-0 lead.

Utah State did get a field goal before the half expired, but UNM got the first of two huge special teams plays from David Anaya after going 3-and-out on the opening series of the second half. Zack Rogers crushed a punt 52 yards that Andrew Rodriguez fielded at the 10. Rodriguez was hit squarely by David Anaya, forcing a fumble that Reece White recovered at the Utah State 3-yard line. Richard McQuarley barreled in from 3-yards out on the next play for a 14-3 lead.

From there, it was UNM's defense. The Aggie did get a touchdown on a sensational catch by Rodriguez to cut the lead to 14-10, but UNM allowed just a field goal the rest of the way. The defense opened the game with a tremendous goal line stand. With Utah State facing second-and-2 from the Lobo 3-yard line, Devante Mayes only gained one yard on two successive plays. The Aggies passed on the 19-yard field goal attempt, and got nothing when Myers threw incomplete.



Box Score (Final) The Automated ScoreBook Utah State vs New Mexico (Nov 07, 2015 at Albuquerque, N.M.)

Score by Quarters table for Utah State vs New Mexico

Qtr Time Scoring play table for Utah State vs New Mexico

Statistical comparison table for Utah State vs New Mexico

RUSHING: Utah State-MAYS, Devante 17-29; HOBBS, Darnion 4-28; FOX, Tyler 1-11; MYERS, Kent 11-8; HUNT, LaJuan 2-6; KEETON, Chuckie 1-1; HERVEY, Justen 1-minus 5. New Mexico-GIPSON, Teriyon 18-86; JORDAN, Lamar 11-45; PRESSLEY, Jhurrell 7-20; McQUARLEY, Richard 2-9; CHESTNUT, Daryl 2-4; JORDAN, Romell 1-1; TEAM 3-minus 15; APODOCA, Austin 4-minus 18.

PASSING: Utah State-MYERS, Kent 13-24-0-213; KEETON, Chuckie 1-1-0-3. New Mexico-APODOCA, Austin 2-5-1-7; JORDAN, Lamar 2-5-0-97; ROGERS, Zack 0-1-0-0; ANAYA, David 0-1-0-0.

RECEIVING: Utah State-SHARP, Hunter 5-38; HUNT, LaJuan 2-67; RODRIGUEZ, Andr 2-48; HOUSTON, Wyatt 2-31; ROBERTS, Braelo 2-26; SWINDALL, Brand 1-6. New Mexico-GIPSON, Teriyon 2-15; HART-JOHNSON, Delane 1-86; GAMBLIN, Dameon 1-3.

INTERCEPTIONS: Utah State-CENTERS, Devin 1-44. New Mexico-None.

FUMBLES: Utah State-HOBBS, Darnion 1-1; RODRIGUEZ, Andr 1-1. New Mexico-WIGGINS, Carlos 1-0; APODOCA, Austin 1-0.

Utah State (5-4,4-2) vs. New Mexico (5-4,3-2) Date: Nov 07, 2015 • Site: Albuquerque, N.M. • Stadium: University Stadium Attendance: 19886

Kickoff time: 1:34 pm • End of Game: 5:00 pm • Total elapsed time: 3:26 Officials: Referee: David Alvarez; Umpire: M. FitzGerald; Linesman: John Kilmer; Line Judge: Scott Reilly; Back judge: Mike Aaronian; Field judge: Richard Almeroth; Side judge: Richard Ockley; Center judge: Stuart Schalte; Temperature: 52 • Wind: 19 MPH • Weather: Sunny, Cool

UNIVERSITY OF NEW MEXICO FOOTBALL



0  
0

GAME 10 - NOV. 14, 2015  
BOISE, IDAHO  
ATT:

BOISE, Idaho — It was a heck of a night for the 505. On the night that Albuquerque's Holly Holm scored a monumental upset in the UFC, Albuquerque's football team might have topped it. Listed as a 30-point underdog, UNM used four takeaways, timely big plays, and a game-saving tackle on a ridiculous lateral play that almost worked at the gun for a thrilling 31-24 upset of Boise State to not only officially get bowl eligible but put UNM two wins away from the Mountain Division title.

The win was the first for the Lobos in seven meetings against the Broncos, and Boise State entered the game an unreal 96-4 in its last 100 home games. Yet, for all that history on the blue turf, New Mexico came through every time it needed a big stop of a big play.

The Lobos improved to 6-4 and 4-2 in conference play. The four wins nearly equals the amount of conference wins from 2009-13, which was five. UNM is now 6-5 in its last 11 conference games after going 5-41 in the previous 46.

The Lobos won it with two touchdowns in the fourth quarter after Boise State tied the game on the second play of the fourth quarter at 17-all on a screen pass. New Mexico regained the lead at 24-17 at the 13:44 mark of the fourth quarter when Apodaca hit Delane Hart-Johnson for an 81-yard pass to the Bronco 1-yard line, and then Richard McQuarley scored on the next play.

The Lobos pushed that lead to 31-17 when Cranston Jones picked Brett Rypien, his third interception of the game, and Apodaca hit Daryl Chestnut on a wheel route to the 5-yard line. Two plays later, Teriyon Gipson scored on an option pitch from 4-yards out with 12:09 to go.

The Lobos then had to hold on in the final minutes despite several stops. Jake Roh scored on a 28-yard touchdown pass from Brett Rypien with 2:16 to go to cut the Lobo lead to 31-24. The Broncos then attempted an onside kick that was recovered by David Anaya. UNM however couldn't get a first down to run the clock out and punted it to the Bronco 10.

Somehow, BSU got to its own 40 with one second left and tried a desperation lateral play. After two laterals, Alex Cottrell somehow got loose and raced towards the end zone, but Markel Byrd made the tackle at the four-yard line, giving UNM the win.

New Mexico carried a 14-3 lead into the half on the back of a long touchdown run by Jhurrell Pressley to open the scoring. Pressley broke a tackle, danced along the sideline and scored his longest run of the year. That play held up after a review.

Boise State cut it to 7-3 early in the second, but the Lobos got another long run from Pressley, this 40 yards, and then Lamar Jordan went in from 19-yards out for a 14-3 lead.



Box Score (Final) The Automated ScoreBook New Mexico vs Boise State (Nov 14, 2015 at Boise, Idaho)

Score by Quarters table for New Mexico vs Boise State

Qtr Time Scoring play table for New Mexico vs Boise State

Statistical comparison table for New Mexico vs Boise State

RUSHING: New Mexico-PRESSLEY, Jhurrell 9-132; GIPSON, Teriyon 10-31; APODOCA, Austin 8-14; CHESTNUT, Daryl 2-14; JORDAN, Lamar 6-7; McQUARLEY, Richard 2-2; LAWSON, JuJuan 1-minus 2; ANAYA, David 1-minus 3; Boise State-McNICHOLS, J. 26-128; YOUNG, Kelsey 5-16; VANDER ESCH, L. 1-10; FIELDS, Jack 1-2; RYPIEN, Brett 7-minus 21.

PASSING: New Mexico-APODOCA, Austin 8-12-1-172; JORDAN, Lamar 1-1-0-46. Boise State-RYPIEN, Brett 40-74-3-503.

RECEIVING: New Mexico-BUNNY, Marquis 2-51; GAMBLIN, Dameon 2-6; HART-JOHNSON, Delane 1-81; GIPSON, Teriyon 1-42; CHESTNUT, Daryl 1-30; QUARELLS, Matt 1-6; WIGGINS, Carlos 1-2. Boise State-SPERBECK, T. 20-281; McNICHOLS, J. 8-50; WILLIAMS-RHODES 4-36; ANDERSON, Chaz 3-39; ROH, Jake 2-37; RICHARDSON, AJ 2-31; JOHNSON, T. 1-3; COTTRELL, A. 0-40; THOMPSON, D. 0-minus 14.

INTERCEPTIONS: New Mexico-BYRD, Markel 1-25; LANGFORD, Ryan 1-7; JONES, Cranston 1-0. Boise State-WEAVER, Ben 1-0.

FUMBLES: New Mexico-APODOCA, Austin 2-1; JORDAN, Lamar 1-0. Boise State-RYPIEN, Brett 2-0; McNICHOLS, J. 1-1; THOMPSON, D. 1-0.

New Mexico (6-4,4-2) vs. Boise State (7-3,4-2) Date: Nov 14, 2015 • Site: Boise, Idaho • Stadium: Albertsons Stadium Attendance: 32780