



# BOISE STATE™

## FOOTBALL

### BOISE STATE MEDIA RELATIONS

1910 University Dr.; Boise, ID 83725

Joe Nickell, Associate AD/Communications // joenickell@boisestate.edu

Aaron Juarez, Associate SID // aaronjuarez@boisestate.edu

Craig Lawson, Associate SID // craiglawson@boisestate.edu

### 2018 SCHEDULE / RESULTS

DATE	OPPONENT	TV	TIME (MT)/RESULT
Sept. 1 (SAT)	@ Troy	ESPNEWS	W, 56-20
<b>Sept. 8 (SAT)</b>	<b>CONNECTICUT</b>	<b>ESPNU</b>	<b>W, 62-7</b>
Sept. 15 (SAT)	@ Oklahoma State	ESPN	L, 44-21
Sept. 29 (SAT)	@ Wyoming *	CBS SN	W, 34-14
<b>Oct. 6 (SAT)</b>	<b>SAN DIEGO STATE *</b>	<b>ESPNU</b>	<b>L, 19-13</b>
Oct. 13 (SAT)	@ Nevada *	CBS SN	W, 31-27
<b>Oct. 19 (FRI)</b>	<b>COLORADO STATE *</b>	<b>ESPN2</b>	<b>W, 56-28</b>
Oct. 27 (SAT)	@ Air Force *	CBS SN	W, 48-38
<b>Nov. 3 (SAT)</b>	<b>BYU</b>	<b>ESPN2</b>	<b>W, 21-16</b>
<b>Nov. 9 (FRI)</b>	<b>FRESNO STATE *</b>	<b>ESPN2</b>	<b>W, 24-17</b>
Nov. 16 (FRI)	@ New Mexico *	CBS SN	7 p.m.
<b>Nov. 24 (SAT)</b>	<b>UTAH STATE *</b>	<b>ESPN Networks</b>	<b>TBA</b>

HOME GAMES IN BOLD | \* - Denotes Mountain West Game

### TABLE OF CONTENTS

- 2 . . . . . Weekly Schedule / Notes / Quick Facts
- 3 . . . . . National Polls / Poll Notes
- 4 . . . . . National Rankings
- 5 . . . . . MW Standings / MW Schedule / MW Notes
- 6 . . . . . Opponent Schedules / Future Schedules
- 7 . . . . . Depth Chart
- 8 . . . . . Game Notes / Series History
- 9 . . . . . Game Notes / The Hammer
- 10 . . . . . Game Notes / Drive Summary
- 11 . . . . . Game Notes / Explosive Plays
- 12 . . . . . Game Notes / Broncos in the NFL
- 13 . . . . . Game Notes / Bronco Radio Network
- 14 . . . . . Game Notes / Debuts
- 15 . . . . . Game Notes / Kings of Chaos
- 16 . . . . . Game Notes / Captains
- 17 . . . . . Game Notes / Lyle Smith
- 18-21 . . . . . Game Notes / Individual Notes
- 22 . . . . . Game Notes / Sacks For Hunger
- 23 . . . . . Rypien Record Watch
- 24 . . . . . The Blue / Watch Lists
- 25 . . . . . Uniforms
- 26 . . . . . Head Coach Bryan Harsin
- 27 . . . . . Bronco Assistant Coaches
- 28 . . . . . Autonomous Five Comparison
- 29 . . . . . Statistical Comparison
- 30 . . . . . Starters / Participation
- 31 . . . . . Ranking History
- 32 . . . . . Non-Saturday Games
- 33-34 . . . . . National TV Games
- 35 . . . . . Blocked Kicks / Ranked Opponents / OT Games
- 36-38 . . . . . The Last Time
- 39-43 . . . . . Game-by-Game Summaries
- 44-45 . . . . . Rosters / Pronunciation
- 46-51 . . . . . 2018 Statistics

### BRONCO GAME NOTES

### GAME 11 | @ NEW MEXICO

#### No. 23 (AP) / No. 24 (Coaches) BOISE STATE

8-2, 5-1 MW

VS

#### NEW MEXICO

3-7, 1-5 MW

**DATE:** Friday, Nov. 16

**TIME:** 7 p.m. (MT)

**LOCATION:** Albuquerque, N.M.

**STADIUM:** Dreamstyle Stadium

**CAPACITY:** 39,422

#### TV: CBS Sports Network

.. Carter Blackburn (Play-by-Play)

.. Aaron Taylor (Analyst)

.. John Schriffen (Sidelines)

#### RADIO: Bronco Radio Network

.. Bob Behler (Play-by-Play)

.. Pete Cavender (Analyst)

**THE GAME:** The Boise State football team, which returned to the national rankings this week, takes its five-game winning streak on the road for a Mountain Division showdown with New Mexico, Friday (Nov. 16). The Broncos (8-2, 5-1 MW), ranked 23rd and 24th in the Associated Press and Amway Coaches Polls, respectively, and Lobos (3-7, 1-5 MW) are slated to kick at 7 p.m. at Dreamstyle Stadium in Albuquerque, N.M., and the game will be nationally televised by CBS Sports Network.

Should the Broncos return to Boise with a victory over UNM, they will host Utah State next week (Nov. 24) for the Mountain Division title and a second-straight berth in the 2018 Mountain West Championship Game.

## THIS WEEK'S SCHEDULE

SUN 11	MON 12	TUE 13	WED 14	THU 15	FRI 16	SAT 17
<b>1 PM</b> Harsin <i>Team Room</i>	<b>12:30 PM</b> Players <i>Lounge</i>	<b>12:30 PM</b> Players <i>Lounge</i>	<b>12:30 PM</b> Players <i>Lounge</i>		<b>7 PM (MT)</b> @ New Mexico <i>CBS SN</i>	
<b>1:30 PM</b> Coordinators <i>Team Room</i>	<b>3:10-5:10 PM</b> Practice <i>(Limited)</i>	<b>3:05-5:05 PM</b> Practice <i>(Closed)</i>	<b>2:45 PM</b> Harsin <i>Weight Room</i>		Harsin/ Players Following Game	
			<b>2:55-4:20 PM</b> Practice <i>(Closed)</i>			

### QUICK FACTS

**Location:** . . . . . Boise, Idaho  
**Founded:** . . . . . 1932  
**Enrollment:** . . . . . 25,540  
**Nickname:** . . . . . Broncos  
**Colors:** . . . . . Blue and Orange  
**Stadium:** . . . . . Albertsons Stadium  
 . . . . . (36,387)  
**Surface:** . . . . . Blue Field Turf  
**Conference:** . . . . . Mountain West  
**Interim President:**  
 . . . . . Martin Schimpf  
**Athletic Director:** . . . . . Curt Apsey  
**Head Coach:** . . . . . Bryan Harsin  
**Record at Boise State:**  
 . . . . . 50-14, 5th Year  
**Overall Record:** . . . . . 57-19, 6th Year

**Associate AD/Communications**  
 . . . . . Joe Nickell  
 Cell: . . . . . (208) 631-5483  
 E-mail: . . . . . joenickell@boisestate.edu  
**Associate SID**  
 . . . . . Aaron Juarez  
 Cell: . . . . . (208) 982-0040  
 E-mail:  
 . . . . . aaronjuarez@boisestate.edu  
**Associate SID**  
 . . . . . Craig Lawson  
 Cell: . . . . . (509) 432-9063  
 E-mail:  
 . . . . . craiglawson@boisestate.edu

### BRONCO GAME NOTES

**BOWL ELIGIBILITY:** With the Broncos' victory over Air Force three weeks ago, Boise State became bowl eligible for the 21st-consecutive season (1998-2018). Despite being eligible, the Broncos were not selected for a bowl in 1998 (6-5) or 2001 (8-4). Regardless of the snubs, Boise State entered 2018 having appeared in a bowl game in each of the last 16 seasons, tied for the sixth-longest active streak in the country.

**WINNING SEASONS:** Boise State has cemented its 21st-consecutive winning season, the second-longest active streak in the country and tied for the 15th-longest in the history of college football.

Virginia Tech, currently 4-5, entered 2018 with 25-straight winning seasons, the nation's longest active streak and tied for the 11th-longest in college football history. Notre Dame recorded 42-straight winning seasons (1887-1932), the longest such streak.

**FIVE-STRAIGHT:** Since falling to San Diego State (19-13), the Broncos have reeled off five-straight wins, tied for the 11th-longest active winning streak in the country (Buffalo and Iowa State).

Only UCF (22), Alabama (12), Notre Dame (11), Clemson (10), Michigan (nine), Utah State (nine), UAB (eight), Washington State (six), Army (six) and Northern Illinois (six) enter this week with longer active streaks than the Broncos.

**NON-SATURDAY GAMES:** Boise State is playing its third of three non-Saturday games of the 2018 regular season. The Broncos are 57-17 all-time in non-Saturday games, including a mark of 49-11 during the regular season. On Fridays, Boise State is 32-11 all-time, including a mark of 32-9 during the regular season.

## BRONCOS IN THE POLLS

**ONE OF THE VOTERS:** Boise State head coach Bryan Harsin is one of 65 voters in the 2018 Amway Coaches Poll.

**17 YEARS IN THE RANKINGS:** By opening the 2018 season ranked in the national polls, Boise State extended its streak of consecutive seasons with at least one week in the rankings, a mark that now stands at 17. Boise State has been ranked for at least one week in either the AP or the Coaches Poll every season since 2002.

**PRESEASON RANKINGS:** Boise State opened the 2018 season ranked No. 22 in both the AP and Coaches Polls, marking the seventh time in the last 10 seasons that the Broncos were ranked to open the year. It is, however, the first time Boise State opened a season ranked since 2015.

**SUCCESS WHEN RANKED:** Boise State has an all-time record of 105-18 (.854) when ranked in the top 25 of the AP Poll, the Coaches Poll or the College Football Playoff Poll. A complete history of the Broncos in the rankings can be found on page 31.

## ASSOCIATED PRESS POLL

(Nov. 11, 2018)

Team	Record	Pts	Pvs.
1. Alabama (61)	10-0	1525	1
2. Clemson	10-0	1459	2
3. Notre Dame	10-0	1406	3
4. Michigan	9-1	1327	4
5. Georgia	9-1	1288	5
6. Oklahoma	9-1	1188	6
7. West Virginia	8-1	1111	7
8. Wazzu	9-1	1052	10
9. Ohio State	9-1	1050	8
10. LSU	8-2	1019	9
11. UCF	9-0	983	11
12. Syracuse	8-2	787	13
13. Texas	7-3	726	15
14. Utah State	9-1	689	14
15. Florida	7-3	575	19
16. Penn State	7-3	542	21
17. Washington	7-3	501	20
18. Iowa State	6-3	497	23
19. Cincinnati	9-1	344	25
20. Kentucky	7-3	337	12
21. Utah	7-3	307	NR
22. Boston Coll	7-3	254	17
23. Boise State	8-2	147	NR
24. Northwestern	6-4	136	NR
25. Miss. State	6-4	133	18

**Dropped from rankings:** Fresno State 16, NC State 22, Michigan State 24

**Others receiving votes:** Army 128, UAB 78, Fresno State 61, Michigan State 31, NC State 30, Buffalo 29, Pittsburgh 28, Duke 20, Texas A&M 16, Iowa 8, Arizona State 6, Stanford 3, Auburn 3, Troy 1

## AMWAY COACHES POLL

(Nov. 11, 2018)

Team	Record	Pts	Pvs.
1. Alabama (64)	10-0	1624	1
2. Clemson (1)	10-0	1561	2
3. Notre Dame	10-0	1490	3
4. Michigan	9-1	1415	4
5. Georgia	9-1	1369	5
6. Oklahoma	9-1	1273	6
7. West Virginia	8-1	1173	8
8. Ohio State	9-1	1135	7
9. Wazzu	9-1	1119	9
10. LSU	8-2	1078	10
11. UCF	9-0	1042	11
12. Syracuse	8-2	849	13
13. Utah State	9-1	698	16
14. Texas	7-3	662	19
15. Penn State	7-3	646	20
16. Florida	7-3	604	21
17. Washington	7-3	591	18
18. Iowa State	6-3	403	25
19. Utah	7-3	387	24
20. Cincinnati	9-1	383	23
21. Kentucky	7-3	318	12
22. Boston Coll	7-3	309	14
23. Miss. State	6-4	219	15
<b>24. Boise State</b>	<b>8-2</b>	<b>129</b>	<b>NR</b>
25. UAB	9-1	102	NR

**Dropped from rankings:** Fresno State 17, NC State 22

**Others receiving votes:** Northwestern 87, Fresno State 64, Army 58, Buffalo 56, Virginia 44, Duke 38, NC State 37, Pittsburgh 30, Texas A&M 29, Michigan State 20, Auburn 19, Troy 17, Appalachian State 14, Missouri 13, San Diego State 10, Wisconsin 7, Arizona State 2, Tennessee 1

### ALL-TIME WINNING PERCENTAGE

TEAM	W	L	T	PCT
1. Notre Dame	916	324	42	.7308
2. Michigan	952	340	36	.7304
3. Ohio State	907	325	53	.7264
<b>4. Boise State</b>	<b>445</b>	<b>167</b>	<b>2</b>	<b>.7263</b>
5. Alabama	901	328	43	.725
6. Oklahoma	893	324	53	.724
7. Texas	905	369	33	.705
8. USC	839	344	54	.700
9. Nebraska	896	387	40	.692
10. Penn State	885	390	41	.688
11. Tennessee	838	388	53	.6759
12. Florida State	543	256	17	.6758
13. Georgia	817	421	54	.653
14. LSU	794	414	47	.651
15. App. State	613	336	29	.641

### CONFERENCE WINNING % (SINCE 2000)

TEAM	RECORD	PCT
<b>1. Boise State</b>	<b>129-17</b>	<b>.884</b>
2. Ohio State	127-26	.830
3. Oklahoma	135-29	.823
4. USC	118-46	.720
5. Alabama	109-43	.717
6. BYU	59-24	.710
7. TCU	109-46	.703
8. Florida State	106-45	.702
9. Georgia	108-47	.697
10. Oregon	114-50	.695
11. LSU	106-47	.693
12. Texas	109-50	.686
13. Virginia Tech	102-47	.685
14. Florida	106-49	.684
15. Wisconsin	101-52	.660

### HOME WINNING % (SINCE 2000)

TEAM	RECORD	PCT
<b>1. Boise State</b>	<b>112-8</b>	<b>.933</b>
2. Oklahoma	106-10	.913
3. Ohio State	119-14	.895
4. LSU	113-19	.856
5. Georgia	100-20	.833
6. Wisconsin	107-24	.817
7. Oregon	101-23	.815
8. TCU	92-21	.814
9. Alabama	109-25	.812
10. USC	96-24	.800
11. Florida	97-26	.787
12. Michigan	103-28	.786
13. Auburn	108-30	.783
14. Miami	94-28	.771
15. Virginia Tech	93-28	.7686
15. Florida State	93-28	.7686

### OVERALL WINNING % (SINCE 2000)

TEAM	RECORD	PCT
<b>1. Boise State</b>	<b>205-40</b>	<b>.837</b>
2. Ohio State	202-42	.828
3. Oklahoma	203-46	.815
4. LSU	184-58	.760
5. Alabama	187-60	.757
6. Georgia	184-63	.745
7. USC	180-64	.738
8. TCU	174-64	.731
9. Oregon	173-68	.718
10. Wisconsin	175-72	.709
11. Texas	170-70	.708
12. Florida State	174-73	.704
13. Virginia Tech	173-74	.700
14. Florida	167-74	.693
15. Auburn	164-79	.675

### HIGHEST-SCORING TEAMS (SINCE 2000)

TEAM	GMS	PTS	AVG
<b>1. Boise State</b>	<b>245</b>	<b>9,607</b>	<b>39.21</b>
2. Oklahoma	250	9,621	38.48
3. Oregon	241	9,136	37.91
4. Texas Tech	239	8,860	37.07
5. Texas	240	8,262	34.43
5. USC	244	8,208	34.43
7. Ohio State	244	8,121	33.28
8. TCU	238	7,889	33.15
9. Kansas State	239	7,729	32.34
10. West Virginia	237	7,641	32.24

### WINS BY WEST COAST TEAMS (SINCE 2000)

TEAM	WINS
<b>1. Boise State</b>	<b>205</b>
2. USC	180
3. Oregon	173
4. Utah	156
5. BYU	149
6. Fresno State	141
7. Stanford	139
8. Arizona State	129
9. UCLA	125
10. Hawai'i	123

## MOUNTAIN WEST STANDINGS

TEAM	MW	PCT	OVERALL	PCT
<b>MOUNTAIN</b>				
Utah State	6-0	1.000	9-1	.900
Boise State	5-1	.833	8-2	.800
Air Force	2-4	.333	4-6	.400
Wyoming	2-4	.333	4-6	.400
Colorado State	2-4	.333	3-7	.300
New Mexico	1-5	.200	3-7	.300
<b>WEST</b>				
Fresno State	5-1	.833	8-2	.800
San Diego State	4-2	.667	7-3	.700
Nevada	4-2	.667	6-4	.600
Hawai'i	3-3	.500	6-5	.545
UNLV	1-5	.200	3-7	.300
San Jose State	1-5	.000	1-9	.100

## MOUNTAIN WEST SCHEDULE

### THIS WEEK

DATE	TV	TIME (MT)
<b>Nov. 16 (Friday)</b>		
Boise State @ New Mexico*	CBS SN	7 p.m.
<b>Nov. 17 (Saturday)</b>		
Utah State @ Colorado State*	AT&T SN	Noon
Air Force @ Wyoming*	ESPNEWS	2 p.m.
Nevada @ San Jose State*	ESPN3	3 p.m.
San Diego State @ Fresno State*	CBS SN	8:30 p.m.
UNLV @ Hawai'i*	Spectrum	9 p.m.

### LAST WEEK

DATE	RESULT
<b>Nov. 9 (Friday)</b>	
Fresno State at Boise State*	BSU, 24-17
<b>Nov. 10 (Saturday)</b>	
New Mexico @ Air Force*	AF, 42-24
San Jose State @ Utah State*	USU, 62-24
Colorado State @ Nevada*	NEV, 49-10
UNLV @ San Diego State*	UNLV, 27-24

## MOUNTAIN WEST NOTES

**KINGS STAY KINGS:** Boise State captured its third Mountain West title in six seasons this past season, beating No. 25 Fresno State, 17-14, in the conference championship game at Albertsons Stadium.

The title ties Boise State with Colorado State (1999, 2000, 2002) and San Diego State (2012, 2015, 2016) for the most Mountain West crowns among current members, while BYU, TCU, and Utah still remain tied for most overall at four apiece.

**CONFERENCE CHAMPIONSHIPS:** The Broncos have played in four conferences all time, and have won multiple conference championships in each: six in the Big Sky (1970-95), two in the Big West (1996-2000), eight in the WAC (2001-10) and three in the MW (2011-Present).

**CONFERENCE TITLES:** Boise State's 2017 Mountain West Championship was its 13th since joining what is now known as the Football Bowl Subdivision in 1996, more than any school in the country during that time. Only Florida State (11), Oklahoma (11) and Ohio State (10) have won 10-or-more since the Broncos joined FBS.

The Broncos have won 19 conference championships all-time, including three in the Mountain West, eight in the WAC, two in the Big West and six in the Big Sky.

**SENIOR SUCCESS:** The Broncos' 2017 senior class was the 19th-straight group that will leave Boise State with at least one conference title. Of those 19 senior classes, 17 left with multiple championships, including 11 with three-or-more. The last senior class without a league championship was the 1998 group.

This year's seniors will be the 20th-straight with at least one conference title.



## FUTURE SCHEDULES

A look at Boise State's future nonconference schedules by year can be found below:

### 2018

Sept. 1..... @ Troy  
 Sept. 8..... Connecticut  
 Sept. 15.....@ Oklahoma State  
 Nov. 3.....BYU

### 2019

Aug. 31..... @ Florida State  
 Sept. 7..... Marshall  
 Sept. 14..... Portland State  
 Oct. 19..... @ BYU

### 2020

Sept. 5..... Georgia Southern  
 Sept. 19..... Florida State  
 Oct. 3.....@ Marshall  
 Nov. 7.....BYU

### 2021

Sept. 4.....@ Houston  
 Sept. 11..... UTEP  
 Sept. 18..... Oklahoma State  
 Oct. 9..... @ BYU

### 2022

Sept. 3..... @ Oregon State  
 Sept. 17..... Michigan State  
 Sept. 24..... @ UTEP  
 Nov. 5.....BYU

### 2023

Sept. 2..... Oregon State  
 Sept. 16.....@ Michigan State  
 Sept. 23..... Rice  
 Oct. 14..... @ BYU

### 2024

Aug. 31.... @ Georgia Southern  
 Sept. 7..... Houston  
 Sept. 14..... @ Oregon  
 Sept. 28..... Cincinnati

### 2025

Sept. 13..... Oregon  
 Sept. 27..... @ Cincinnati

### 2026

Sept. 5..... @ Oregon  
 Sept. 12..... East Carolina  
 Sept. 19... @ Washington State

### 2027

Sept. 4..... @ Rice  
 Sept. 18..... Washington State

### 2028

Sept. 9..... @ East Carolina

## 2018 OPPONENT SCHEDULES

at TROY (8-2, 6-0 SBC) - Sept. 1

DATE	OPP	TIME (MT)
9/1	BOISE STATE	L, 56-20
9/8	FLORIDA A&M	W, 59-7
9/15	at Nebraska	W, 24-19
9/22	at ULM	W, 35-27
9/29	COASTAL CAROLINA	W, 45-21
10/4	GEORGIA STATE	W, 37-20
10/13	at Liberty	L, 22-16
10/23	at South Alabama	W, 38-17
11/3	LOUISIANA	W, 26-16
11/10	at Georgia Southern	W, 35-21
11/17	TEXAS STATE	1:30 p.m.
11/24	at Appalachian State	12:30 p.m.

CONNECTICUT (1-9, 0-7 AAC)- Sept. 8

DATE	OPP	TIME (MT)
8/30	UCF	L, 56-17
9/8	at Boise State	L, 62-7
9/15	RHODE ISLAND	W, 56-49
9/22	at Syracuse	L, 51-21
9/29	CINCINNATI	L, 49-7
10/6	at Memphis	L, 55-14
10/20	at USF	L, 38-30
10/27	UMASS	L, 22-17
11/3	at Tulsa	L, 49-19
11/10	SMU	L, 62-50
11/17	at ECU	5 p.m.
11/24	TEMPLE	TBA

at OKLAHOMA STATE (5-5, 2-5 Big 12) - Sept. 15

DATE	OPP	TIME (MT)
9/1	MISSOURI STATE	W, 58-17
9/8	SOUTH ALABAMA	W, 55-13
9/15	BOISE STATE	W, 44-21
9/22	TEXAS TECH	L, 41-17
9/29	at Kansas	W, 48-28
10/6	IOWA STATE	L, 48-42
10/13	at Kansas State	L, 31-12
10/27	TEXAS	W, 38-35
11/3	at Baylor	L, 35-31
11/10	at Oklahoma	L, 48-47
11/17	WEST VIRGINIA	TBA
11/24	at TCU	TBA

at WYOMING (4-6, 2-4 MW) - Sept. 29

DATE	OPP	TIME (MT)
8/25	at New Mexico State	W, 29-7
9/1	WASHINGTON STATE	L, 41-19
9/8	at Missouri	L, 40-13
9/15	WOFFORD	W, 17-14
9/29	BOISE STATE *	L, 34-14
10/6	at Hawai'i *	L, 17-13
10/13	at Fresno State *	L, 27-3
10/20	UTAH STATE *	L, 24-16
10/26	at Colorado State *	W, 34-21
11/3	SAN JOSE STATE *	W, 24-9
11/17	AIR FORCE *	2 p.m.
11/24	at New Mexico *	12:30 p.m.

SAN DIEGO STATE (7-3, 4-2 MW) - Oct. 6

DATE	OPP	TIME (MT)
8/31	at Stanford	L, 31-10
9/8	SACRAMENTO STATE	W, 28-14
9/15	ARIZONA STATE	W, 28-21
9/22	EASTERN MICHIGAN	W, 23-20 (OT)
10/6	at Boise State *	W, 19-13
10/12	AIR FORCE *	W, 21-17
10/20	SAN JOSE STATE *	W, 16-13
10/27	at Nevada *	L, 28-24
11/3	at New Mexico *	W, 31-23
11/10	UNLV *	L, 27-24
11/17	at Fresno State *	8:30 p.m.
11/24	Hawai'i *	TBA

at NEVADA (6-4, 4-2 MW) - Oct. 13

DATE	OPP	TIME (MT)
8/31	PORTLAND STATE	W, 72-19
9/8	at Vanderbilt	L, 41-10
9/15	OREGON STATE	W, 37-35
9/22	at Toledo	L, 63-44
9/29	at Air Force *	W, 28-25
10/6	FRESNO STATE *	L, 21-3
10/13	BOISE STATE *	L, 31-27
10/20	at Hawai'i *	W, 40-22
10/27	SAN DIEGO STATE *	W, 28-24
11/10	COLORADO STATE *	W, 49-10
11/17	at San Jose State *	3 p.m.
11/24	at UNLV *	7:30 p.m.

COLORADO STATE (3-7, 2-4 MW) - Oct. 19

DATE	OPP	TIME (MT)
8/25	HAWAII *	L, 43-34
8/31	vs. Colorado	L, 45-13
9/8	ARKANSAS	W, 34-27
9/15	at Florida	L, 48-10
9/22	ILLINOIS STATE	L, 35-19
10/6	at San Jose State *	W, 42-30
10/13	NEW MEXICO *	W, 20-18
10/19	at Boise State *	L, 56-28
10/26	WYOMING *	L, 34-21
11/10	at Nevada *	L, 49-10
11/17	UTAH STATE *	Noon
11/22	at Air Force *	1:30 p.m.

at AIR FORCE (4-6, 2-4 MW) - Oct. 27

DATE	OPP	TIME (MT)
9/1	STONY BROOK	W, 38-0
9/8	at FAU	L, 33-27
9/22	at Utah State *	L, 42-32
9/29	NEVADA *	L, 28-25
10/6	NAVY	W, 35-7
10/12	at San Diego State *	L, 21-17
10/19	at UNLV *	W, 41-35
10/27	BOISE STATE *	L, 48-38
11/3	at Army	L, 17-14
11/10	NEW MEXICO *	W, 42-24
11/17	at Wyoming *	TBA
11/22	COLORADO STATE *	1:30 p.m.

BYU (5-5) - Nov. 3

DATE	OPP	TIME (MT)
9/1	at Arizona	W, 28-23
9/8	CALIFORNIA	L, 21-18
9/15	at Wisconsin	W, 24-21
9/22	MCNEESE STATE	W, 30-3
9/29	at Washington	L, 35-7
10/5	UTAH STATE	L, 45-20
10/13	HAWAII	W, 49-23
10/27	NORTHERN ILLINOIS	L, 7-6
11/3	at Boise State	L, 21-16
11/10	at UMass	W, 35-16
11/17	NEW MEXICO STATE	8:15 p.m.
11/24	at Utah	TBA

FRESNO STATE (8-2, 5-1 MW) - Nov. 9

DATE	OPP	TIME (MT)
9/1	IDAHO	W, 79-13
9/8	at Minnesota	L, 21-14
9/15	at UCLA	W, 38-14
9/29	TOLEDO	W, 49-27
10/6	at Nevada *	W, 21-3
10/13	WYOMING *	W, 27-3
10/20	at New Mexico *	W, 38-7
10/27	HAWAII *	W, 50-20
11/3	at UNLV *	W, 48-3
11/9	at Boise State *	L, 24-17
11/17	SAN DIEGO STATE *	8:30 p.m.
11/24	SAN JOSE STATE *	TBA

at NEW MEXICO (3-7, 1-5 MW) - Nov. 16

DATE	OPP	TIME (MT)
9/1	INCARNATE WORD	W, 62-30
9/8	at Wisconsin	L, 45-14
9/15	at New Mexico State	W, 42-25
9/29	LIBERTY	L, 52-43
10/6	at UNLV *	W, 50-14
10/13	at Colorado State *	L, 20-18
10/20	FRESNO STATE *	L, 38-7
10/27	at Utah State *	L, 61-19
11/3	SAN DIEGO STATE *	L, 31-23
11/10	at Air Force *	L, 42-24
11/16	BOISE STATE *	7 p.m.
11/24	WYOMING *	12:30 p.m.

UTAH STATE (9-1, 6-0 MW) - Nov. 24

DATE	OPP	TIME (MT)
8/31	at Michigan State	L, 38-31
9/8	NEW MEXICO STATE	W, 60-13
9/13	TENNESSEE TECH	W, 73-12
9/22	AIR FORCE *	W, 42-32
10/5	at BYU	W, 45-20
10/13	UNLV *	W, 59-28
10/20	at Wyoming *	W, 24-16
10/27	NEW MEXICO *	W, 61-19
11/3	at Hawai'i *	W, 56-17
11/10	SAN JOSE STATE *	W, 62-24
11/17	at Colorado State *	Noon
11/24	at Boise State *	TBA

## 2018 DEPTH CHART

### OFFENSE

<b>X</b>	8	Sean Modster	RS-SR	5-11	189
	1	Octavius Evans	SO	6-1	199
	<b>OR</b> 16	John Hightower	JR	6-2	183
<b>H</b>	6	CT Thomas	SO	5-8	171
	81	Akilian Butler	RS-JR	5-10	192
<b>Z</b>	7	A.J. Richardson	RS-SR	6-0	209
	2	Khalil Shakir	FR	6-0	186
<b>LT</b>	76	Ezra Cleveland	RS-SO	6-6	309
	69	Austin Dixon	RS-SO	6-6	289
<b>LG</b>	77	John Molchon	RS-JR	6-5	310
	68	Jake Stetz	RS-FR	6-2	296
<b>C</b>	67	Garrett Larson	RS-JR	6-4	298
	71	Donte Harrington	RS-SO	6-2	306
<b>RG</b>	79	Eric Quevedo	RS-JR	6-4	295
	71	Donte Harrington	RS-SO	6-2	306
	66	Isiah Moore	RS-JR	6-4	292
<b>RT</b>	70	John Ojukwu	RS-FR	6-6	297
	78	Andres Preciado	RS-SR	6-6	295
<b>TE</b>	86	Chase Blakley	RS-SR	6-4	239
	85	John Bates	RS-SO	6-6	246
	47	Matt Pistone	RS-JR	6-3	244
	5	Garrett Collingham	RS-JR	6-4	229
<b>QB</b>	4	Brett Rypien	SR	6-2	202
	9	Jaylon Henderson	RS-JR	6-1	211
	3	Riley Smith	FR	6-4	206
<b>RB</b>	22	Alexander Mattison	JR	5-11	211
	34	Robert Mahone	RS-SO	5-10	204
	31	Skyler Seibold	RS-SR	6-1	207
	21	Andrew Van Buren	FR	6-0	227

### DEFENSE

<b>DE</b>	91	Durrant Miles	SR	6-5	261
	45	Kayode Rufai	RS-SO	6-4	255
<b>NT</b>	98	Sonatane Lui	JR	6-1	305
	57	Emmanuel Fesili	JR	6-2	319
<b>OR</b>	90	Scale Igiehon	FR	6-2	300
<b>DT</b>	93	Chase Hatada	JR	6-3	253
	54	Matt Locher	RS-JR	6-2	269
	40	Jabari Watson	RS-SO	6-1	253
<b>STUD</b>	8	Jabril Frazier	RS-SR	6-4	238
	99	Curtis Weaver	RS-SO	6-3	266
	53	Sam Whitney	RS-JR	6-2	233
<b>WLB</b>	7	Ezekiel Noa	RS-FR	5-11	243
	36	Blake Whitlock	RS-SR	6-1	214
<b>MLB</b>	58	Tyson Maeva	JR	6-0	230
	25	Benton Wickersham	SO	6-2	230
	56	Joseph Inda	RS-SR	6-0	231
<b>SLB/N</b>	28	Kekaula Kaniho	SO	5-10	183
	<b>OR</b> 9	Desmond Williams	RS-SO	5-11	200
	41	Will Heffner	RS-JR	6-2	225
<b>FCB</b>	26	Avery Williams	RS-SO	5-9	197
	30	Robert Lewis	RS-SO	5-10	176
<b>FS</b>	32	Jordan Happle	RS-SO	5-11	199
	5	Evan Tyler	RS-JR	6-2	191
<b>BS</b>	10	Kekoa Nawahine	JR	6-2	207
	21	Tyreque Jones	RS-FR	6-2	197
<b>BCB</b>	14	Tyler Horton	SR	5-11	190
	15	Jalen Walker	RS-SO	6-0	174

### SPECIALISTS

<b>K</b>	96	Haden Hoggarth	RS-SR	6-0	195
	<b>OR</b> 46	Joel Velazquez	RS-SO	6-0	224
<b>P</b>	49	Quinn Skillin	RS-SR	6-4	189
	<b>OR</b> 46	Joel Velazquez	RS-SO	6-0	224
<b>SNAP</b>	50	Nicholai Pitman	JR	5-11	229
	<b>OR</b> 42	Daniel Cantrell	RS-FR	6-0	225
<b>HOLD</b>	49	Quinn Skillin	RS-SR	6-4	189
	<b>KO</b>	46	Joel Velazquez	RS-SO	6-0
<b>KR</b>	26	Avery Williams	RS-SO	5-9	197
	<b>OR</b> 16	John Hightower	JR	6-2	183
<b>OR</b>	81	Akilian Butler	RS-JR	5-10	192
<b>PR</b>	26	Avery Williams	RS-SO	5-9	197
	<b>OR</b> 2	Khalil Shakir	FR	6-0	186

## SERIES HISTORY

**THE SERIES:** Boise State is 8-1 all-time against New Mexico, including a 4-0 record when playing in Albuquerque, N.M. The Broncos' only loss to the Lobos came in 2015, when New Mexico handed the Broncos a 31-24 loss on The Blue.

A look at the Broncos' all-time series against Fresno State can be found below:

### NEW MEXICO (8-1)

DATE	LOC	W/L	SCORE	BSU	OPP
Sept. 25, 1999	H	W	20-9		
Sept. 2, 2000	A	W	31-14		
Dec. 3, 2011	* H	W	45-0	T9/8	
Sept. 29, 2012	* A	W	32-29	24/NR	
Nov. 30, 2013	* H	W	45-17		
Nov. 8, 2014	* A	W	60-49		
Nov. 14, 2015	* H	L	24-31		
Oct. 7, 2016	* A	W	49-21	19/19	
Sept. 14, 2017	* H	W	28-14		

\* - Conference Game

## GAME NOTES

### BRYAN HARSIN NOTES...

**THE HARSIN ERA:** The 2018 campaign marks Boise State's fifth under head coach Bryan Harsin, a former Bronco quarterback and assistant coach. Harsin, who is 50-14 over his Boise State tenure, has led the Broncos to three 10-win seasons and two Mountain West titles, most recently going 11-3 and capturing the conference crown in 2017. In his first season at the Bronco helm in 2014, Harsin guided the program to a 12-2 mark, which included the school's first outright Mountain West Championship since joining the league in 2011 and the school's third victory in the Fiesta Bowl.

**HARSIN HITS 50 (WINS):** Boise State football head coach Bryan Harsin has 57 wins through his first five-plus seasons as a head coach. Harsin has won over 74 percent of his games (57-19) at Arkansas State (2013) and Boise State (2014-present).

Harsin also hit the 50-win mark at Boise State with Nov. 9's victory over Fresno State, and his 50 victories with the Broncos are currently fifth-most for a head coach since Boise State became a four-year football playing institution in 1968. Only Chris Petersen (2006-13; 84), Tony Knap (1968-75; 71), Jim Criner (1976-82; 59) and Dan Hawkins (2001-05; 53) boast more wins as a head coach.

**HEAD COACHES AT ALMA MATER:** Bryan Harsin is one of only 22 head coaches in the country currently serving at his alma mater. Of the 22, five are in the Mountain West: Troy Calhoun (Air Force), Harsin, Nick Rolovich (Hawai'i), Jeff Tedford (Fresno State) and Matt Wells (Utah State).

**DODD TROPHY WATCH LIST:** Head Coach Bryan Harsin is the only head coach from the Mountain West – and from the Group of Five – on the Dodd Trophy's preseason watch list.

### TEAM NOTES...

**TWO EARLY LOSSES LEAD TO A HAPPY ENDING?:** For the fourth time in the last six seasons (2013, 2014, 2017, 2018), Boise State sat at 3-2 through the first five games. While not ideal, a 3-2 start has, of late, been a sign of strong finishes for the Broncos.

Although the Broncos lost their bowl game and finished 8-5 in Chris Petersen's final year at the helm in 2013, Boise State has bounced back emphatically from 3-2 starts under Brian Harsin (2014-present). In 2014, the Broncos won 10-straight games after the 28-14 loss to Air Force dropped them to 3-2, a run that included a Mountain West Championship Game victory and a VIZIO Fiesta Bowl win.

Last season, the Broncos sat at 3-2 after a humbling 42-23 loss to Virginia at Albertsons Stadium. Again, the team responded, reeling off six-straight wins to clinch the Mountain Division. Then, following a loss at Fresno State in the regular-season finale, the Broncos rebounded to beat the Bulldogs in the Mountain West title game followed by a 38-28 win over Oregon in the Las Vegas Bowl.

**FIGHTING BACK INTO THE POLLS:** Boise State broke back into both national polls this week after an eight-week absence from the Associated Press Poll and a five-week absence from the Amway Coaches Poll. The Broncos came in at No. 23 in the AP Poll and No. 24 in the Coaches Poll. It marks the fifth time in program history that the Broncos have returned to the AP Poll after being dropped in the same season.

Since joining the FBS in 1996, previous returns to the poll in the same season came in 2007, 2012 (twice), and 2015. In 2007, the Broncos were dropped from the poll following a 24-10 loss at Washington on Sept. 8, but returned at No. 21 ahead of a Nov. 3 matchup with San Jose State following a six-game winning streak. In 2012, the Broncos returned to the AP Poll twice after being dropped. The 3-1 Broncos were dropped from No. 24 to unranked following a 32-29 win at New Mexico on Sept. 29, but spent just a week on the outside, returning at No. 24 following a 40-14 rout at Southern Mississippi. Boise State got as high as 19th in the poll before falling out once more following a 21-19 loss to San Diego State on Nov. 3, before returning at No. 24 following two wins ahead of a Dec. 1 matchup with Nevada. In 2015, the Broncos went from No. 20 to unranked following a 35-24 loss at BYU on Sept. 12, but, following four-straight wins, returned at No. 25 for a week before dropping a 52-26 decision at Utah State on Oct. 16.



## THE HAMMER



Boise State selects one player to lead the team onto the field with The Hammer each game. Traditionally, the honor has gone to the individual that made the best special teams play the week prior. However, the offensive line has been selected in the past, and the entire team entered the field with The Hammer in the 2017 MW Championship Game (pictured above).

- @ Troy . . . . . Avery Williams
- UCONN . . . . . Desmond Williams
- @ Oklahoma State  
. . . . . Alexander Mattison /  
. . . . . Offensive Line
- @ Wyoming . . . . . Skyler Seibold
- SAN DIEGO STATE . . . . . Skyler Seibold
- @ Nevada . . . . . Joe Provenzano
- COLORADO STATE  
. . . . . Kekoa Nawahine
- @ Air Force . . . . . Avery Williams
- BYU . . . . . Matt Locher
- FRESNO STATE . . . . . Avery Williams
- @ New Mexico . . . . .
- UTAH STATE . . . . .

### PREVIOUS WINNERS ON THE 2018 ROSTER

- Chase Hatada**  
. . . . . New Mexico, 2016
- Tyler Horton**  
. . . . . Fresno State, 2017
- Tyson Maeva**  
. . . . . Virginia, 2017
- Robert Mahone**  
. . . . . BYU, 2017
- Alexander Mattison**  
. . . . . BYU, 2016  
. . . . . Wyoming, 2016
- David Moa**  
. . . . . Utah State, 2016
- Kekoa Nawahine**  
. . . . . San Diego State, 2017
- Skyler Seibold**  
. . . . . New Mexico, 2017
- Riley Whippey**  
. . . . . Utah State, 2017
- Avery Williams**  
. . . . . Washington State, 2017  
. . . . . Wyoming, 2017

## GAME NOTES

**SWEET 16:** Fresno State, at No. 16 in the Associated Press Poll, came into Nov. 9's matchup as the co-highest-ranked team to play the Broncos at Albertsons Stadium, matching Oregon in the 2009 season opener. The Bulldogs would meet the same fate as those Ducks, as Boise State beat Fresno State, 24-17, to improve to 2-0 in the contests against the co-highest-ranked teams to come to Boise.

**CLEAR PATH TO WIN DIVISION, HOST TITLE GAME:** Boise State's win over Fresno State, combined with other results in the conference over the Nov. 9-10 weekend, has given the Broncos control of their own destiny not only for winning the Mountain Division, but hosting the Mountain West Championship Game on Dec. 1.

The Broncos can accomplish both goals simply by winning its final two games: Nov. 16 at New Mexico, and Nov. 24 against No. 14/13 Utah State at Albertsons Stadium.

For hosting the title game, Boise State currently holds the head-to-head tiebreaker over Fresno State and Nevada, and holds the better conference record over San Diego State, which nullifies the Aztecs' win over the Broncos on Oct. 6.

**HOME COMEBACKS:** The Broncos, which trailed Fresno State 17-3 early in the third quarter on Nov. 9, overcame a 14-point deficit at home for the first time since being down 20-0 to San Diego State on Nov. 15, 2014 (Boise State won that game, 38-29).

Also, the last time Boise State came back to win at Albertsons Stadium after trailing entering the fourth quarter was last year's Mountain West Championship Game against Fresno State (Dec. 2, 2017), in which the Broncos trailed the Bulldogs, 14-10, entering the fourth quarter of that game, and won, 17-14.

**LEFT AT ALBUQUERQUE:** Albuquerque has been a good place for the Broncos, who are 4-0 on the road against New Mexico. Boise State averages 43.0 points per game over its four trips to The ABQ, highlighted by a 60-point outburst in 2014 and a 49-point performance two seasons ago.

**A NOVEMBER FIRST:** Nov. 9's win over then-No. 16/17 Fresno State marked Boise State's first victory over a ranked team in the month of November. Heading into the game against the Bulldogs, Boise State had been 0-4 in such games, dropping November contests against AP-ranked Fresno State (2005), Hawai'i (2007), and Nevada (2010), along with TCU (2011), which was ranked in the Coaches' Poll at the time.

The Broncos will likely have another program first on Nov. 24, as it could face a second ranked team in the same November should Utah State still be in the Top 25.

**PROTECTING ALBERTSONS STADIUM (FROM BYU):** Nov. 3's 21-16 victory over BYU brought the Broncos to 5-0 all-time against the Cougars at Albertsons Stadium. It was also the fourth time of the five meetings in Boise that the teams played a game that was decided by five or less points.

**A HOME-FRIENDLY NOVEMBER:** November provides an advantageous schedule for the Broncos in its attempt to claim the Mountain Division, with two of its final three conference games at home. Beginning Friday, the Broncos will have home dates against Fresno State (Nov. 9) and Utah State (Nov. 24) sandwiched around its conference road finale at New Mexico on Nov. 16.

With the Nov. 3 and Nov. 9 wins over BYU and Fresno State, respectively, the Broncos are now a combined 24-3 at Albertsons Stadium against its three November home foes. Broken down individually, the Broncos are 5-0 at home against BYU, 10-1 against Fresno State (the Broncos have won 10 in a row at home against the Bulldogs since the lone loss in 1984), and 9-2 against Utah State (last home loss to the Aggies coming in 1996).

**THANKFUL FOR TOUCHDOWNS:** Boise State has 12 different offensive players that have scored a touchdown in 2018, a mark that ranks tied for ninth nationally. Texas Tech lead the country with 15 different players.

## DRIVE SUMMARY

DRIVE YARDS	BOISE STATE	
	TOTAL DRIVES	SCORING DRIVES
<0	6	
0-9	19	2
10-19	11	
20-29	6	
30-39	9	3
40-49	13	5
50-59	10	6
60-69	13	11
70-79	17	17
80-89	5	5
90-99	3	3

### POSSESSIONS WITH PLAYS

INSIDE THE:		TD	FG
30-yd line	49	28	8
20-yd line	34	22	7
15-yd line	28	19	4
10-yd line	19	18	
5-yd line	14	13	

### RED ZONE

TD	FG
22-35	7-35
.629	.200

TOTAL: 29-for-35 (.829)

DRIVE YARDS	OPPONENT	
	TOTAL DRIVES	SCORING DRIVES
<0	13	1
0-9	24	3
10-19	19	1
20-29	10	
30-39	6	2
40-49	6	4
50-59	6	4
60-69	11	7
70-79	15	13
80-89	3	3
90-99	2	2

### POSSESSIONS WITH PLAYS

INSIDE THE:		TD	FG
30-yd line	41	20	11
20-yd line	31	17	9
15-yd line	26	15	7
10-yd line	21	14	5
5-yd line	15	9	4

### RED ZONE

TD	FG
17-31	9-31
.548	.290

TOTAL: 26-for-31 (.839)

## GAME NOTES

Including Tyler Horton's three defensive touchdowns, and special teams scores from both Kekaula Kaniho and Avery Williams, the Broncos have 15 players that have found the end zone, tied for the seventh-most nationally. Boston College, Miami and Texas Tech, each with 18, lead the country in total players with TDs.

**ANOTHER SINGLE-DIGIT LOSS IN MOUNTAIN WEST PLAY:** Boise State's 19-13 loss to San Diego State on Oct. 6 was just its 12th in Mountain West play since joining the conference in 2011. Out of those 12, Saturday's loss was the ninth by single digits, as the Broncos have only been beaten by 10 or more points by a Mountain West foe on three occasions (28-14 at Air Force on Sept. 27, 2014; 52-26 at Utah State on Oct. 16, 2015; 28-17 at Fresno State on Nov. 25, 2017).

**OVER 200 WINS SINCE 2000:** Sept. 29's victory at Wyoming was Boise State's 201st since the start of the 2000 season, and, currently at 205 wins, the Broncos are the winningest team in college football since 2000. Oklahoma is second with 204 wins since 2000 and Ohio State is third at 202.

**CONFERENCE RECORD:** Since 2000, Boise State is a national-best 129-17 (.884) in conference play. Since joining the FBS in 1996, the Broncos have played in three leagues: the Big West (1996-2000), WAC (2001-10) and Mountain West (2011-Present). Over the campaigns in those three conferences, the Broncos have posted an all-time record of 139-26 (.842). Boise State went 5-3 in Mountain West play in 2015, just the second time since 1998 - when Boise State went 2-3 in the Big West - that the Broncos lost three conference contests in a season. It was also just the fourth time since 2001 - Boise State's first year in the WAC - that the Broncos lost multiple conference games (also went 6-2 in WAC play in 2001).

**MW SUCCESS:** Since joining the Mountain West for the 2011 season, Boise State has lost just 12 conference games, with only three of those 12 losses being by more than seven points. Outside of a 28-14 loss to Air Force (Sept. 27, 2014), a 52-26 loss at Utah State (Oct. 16, 2015), and a 28-17 loss at Fresno State (Nov. 25), the Broncos' other nine Mountain West losses have come by a combined 36 points. Boise State's four Mountain West losses from 2011-13 were by a combined seven points: TCU in 2011 (36-35); San Diego State in 2012 (21-19); Fresno State (41-40) and SDSU (34-31, OT) in 2013. Additionally, no Mountain West team has a winning record against the Broncos, although San Diego State is 3-3 against Boise State.

**DEFENDING THE CROWN:** Boise State will aim to win back-to-back Mountain West titles for the first time in 2018. The Broncos last won consecutive conference titles with a WAC three-peat from 2008-10. Following its first two Mountain West titles (2012, 2014), the Broncos went 6-2 and 5-3 in conference play the following seasons (2013 and 2015, respectively).

**SERVING UP 50-BURGERS:** With Oct. 19's 56-28 win over Colorado State in the books, the Broncos have thrice hit the 50-point mark this season, the most since having five 50-point games in 2015.

Boise State's 56 points Sept. 1 at Troy marked the first time it had put a 50-burger on an opponent in a season opener since beating Weber State, 56-7, in the 2007 lid-lifter. The last time that the Broncos had scored at least 50 in an opener against an FBS team was in a 65-7 win over Idaho (then in the Sun Belt) in 2004.

**ACTUALLY, MAKE IT A 60-BURGER:** Boise State topped (no pun intended) its 50-Burger at Troy by serving up a 60-Burger to UConn on Sept. 8, beating the Huskies, 62-7. It marked the first time since a 63-14 win at Wyoming on Nov. 22, 2014, that the Broncos had hit the 60-point mark.

It was also Boise State's first 60-point performance at home since beating Southern Mississippi, 60-7, on Sept. 28, 2013.

**BOISE STATE VOTED TO CAPTURE MOUNTAIN DIVISION (AGAIN):** The preseason Mountain West predicted order of finish was released on July 24, and, voted to win the Mountain Division for the sixth-straight season was, you guessed it, Frank Stallone.

The announcement extended Boise State's run of being voted the preseason favorite to win the Mountain West (2011-12) or the Mountain Division (2013-present) every year since joining the conference ahead of the 2011 campaign. This preseason,

## EXPLOSIVE PLAYS

A complete game-by-game breakdown of explosive plays by both Boise State and its opponents during the 2018 season can be found below.

For Boise State, explosive plays are defined as runs of 12-plus yards and passes of 15-plus.

OPPONENT	RUN	PASS	TOT
@ Troy	2	7	9
UCONN	9	8	17
@ Okla St	1	8	9
@ Wyoming*	3	8	11
SDSU*	3	2	15
@ Nevada*	3	6	9
COLO ST*	3	9	12
@ Air Force*	5	12	17
BYU	0	5	5
FRESNO ST*	1	5	6
@ UNM*			
UTAH ST*			
<b>TOTAL</b>	<b>30</b>	<b>70</b>	<b>100</b>

A complete game-by-game breakdown of opponent explosive plays can be found below:

OPPONENT	RUN	PASS	TOT
@ Troy	4	8	12
UCONN	2	1	3
@ Okla St	4	6	10
@ Wyoming*	2	4	6
SDSU*	0	1	1
@ Nevada*	2	7	9
COLO ST*	4	7	11
@ Air Force*	4	6	10
BYU	4	6	10
FRESNO ST*	3	5	8
@ UNM*			
UTAH ST*			
<b>TOTAL</b>	<b>29</b>	<b>51</b>	<b>80</b>

## GAME NOTES

the Broncos received all 22 first-place votes, topping the Mountain Division with 132 points. They were followed, in order, by Wyoming (92 points), Colorado State (82), Utah State (78), Air Force (52), and New Mexico (23).

On the other side of the conference, Fresno State topped the West Division poll, receiving 16 first-place votes for 126 points, followed by San Diego State with six first-place votes and 116 points. UNLV (78 points), Nevada (72), Hawai'i (45), and San Jose State (25) rounded out the poll.

**RYPIEN, WILLIAMS HEADLINE PRESEASON ALL-MOUNTAIN WEST HONORS:** Senior quarterback Brett Rypien (Offensive Player of the Year) and redshirt sophomore CB/KR/PR Avery Williams (Special Teams Player of the Year) were announced as two of the three Mountain West preseason award recipients at the start of the Mountain West Football Media Summit on July 24.

Rypien is the second Boise State player to ever be named the Mountain West's Preseason Offensive Player of the Year (Kellen Moore, 2011), while Williams is also the second to be named the conference's Preseason Special Teams Player of the Year (Mitch Burroughs, 2012). Together, they are the first Broncos to earn a preseason Mountain West individual honor since Burroughs' recognition.

**EIGHT BRONCOS NAMED TO PRESEASON ALL-MOUNTAIN WEST TEAM:** Boise State had a program-record eight players named to the Preseason All-Mountain West Team in July. The previous record for the program since joining the Mountain West was in its inaugural season in the conference (2011).

Quarterback Brett Rypien, running back Alexander Mattison, and offensive linemen Ezra Cleveland and John Molchon represented the Boise State offense, while the trio of cornerback Tyler Horton, defensive tackle David Moe, and STUD Curtis Weaver were voted to the defensive team. CB/KR/PR Avery Williams was voted the team's return specialist.

**PLENTY OF BRONCOS ON PRESEASON WATCH LISTS:** The summer months ahead of the college football season are dominated by #WatchListSZN, during which the array of postseason awards release their preseason candidates.

This preseason, the Broncos had 10 athletes named to 16 different award watch lists, led by quarterback Brett Rypien, who was named to six. Rypien was named a preseason candidate for national player of the year honors such as the Maxwell Award and Walter Camp Award, in addition to quarterback of the year awards as the Davey O'Brien Award, Uinitas Golden Arm Award and the Manning Award, in addition to the Wuerffel Trophy.

Defensive stalwarts Tyler Horton and David Moe were named to three lists apiece, each landing on the Bronko Nagurski Trophy list. Horton, a senior cornerback, was also included on the lists for the Jim Thorpe Award and Bednarik Award, while Moe was a candidate for the Outland Trophy and the Polynesian Player of the Year award.

More Broncos named to award watch lists for 2018 included: tight end John Bates (Mackey Award), nose tackle Sonatane Lui (Polynesian Player of the Year), MLB Tyson Maeva (Polynesian Player of Year), running back Alexander Mattison (Doak Walker Award), safety Kekoa Nawahine (Jim Thorpe Award, Polynesian Player of the Year), STUD Curtis Weaver (Ted Hendricks Award), and CB/KR/PR Avery Williams (Paul Hornung Award).

**AMONG THE MOST 10-WIN SEASONS:** This season, Boise State will seek its 16th 10-win campaign since joining Division I-A (now FBS) in 1996. The Broncos' current mark of 15 10-win seasons since 1996 ranks second in the country only to Ohio State, which has won 10 games 17 times over that span.

Last year's 11-3 campaign marked Boise State's third 10-win season in four years, a stretch which includes marks of 12-2 (2014) and 10-3 (2016). The Broncos had a run of seven-straight 10-win seasons from 2006-12, highlighted by undefeated campaigns in 2006 (13-0) and 2009 (14-0).

## BRONCOS IN THE NFL

There are currently 16 Broncos on National Football League rosters (as of Nov. 11), and 11 teams have at least one former member of the Boise State football team on their roster.

At least one Bronco has been selected in the NFL Draft in each of the last nine seasons, and 22 players have been drafted during that time - including eight in the first two rounds.

A complete list of Broncos in the NFL can be found below:

Arizona Cardinals  
..... Jamar Taylor (CB)  
Atlanta Falcons  
..... Rees Odhiambo (OL)  
Chicago Bears  
..... Charles Leno (OL)  
Cleveland Browns  
..... Tanner Vallejo (LB)  
Dallas Cowboys  
..... Tyrone Crawford (DT)  
..... DeMarcus Lawrence (DE)  
..... Darian Thompson (S)  
..... Leighton Vander Esch (LB)  
..... Cedrick Wilson (WR; IR)  
Denver Broncos  
..... Jeremy McNichols (RB; PS)  
..... Matt Paradis (OL; IR)  
Kansas City Chiefs  
..... Orlando Scandrick (CB)  
Minnesota Vikings  
..... George Iloka (S)  
Oakland Raiders  
..... Doug Martin (RB)  
Philadelphia Eagles  
..... Jay Ajayi (RB)  
Tennessee Titans  
..... Kamalei Correa (LB)

IR = Injured Reserve  
PS = Practice Squad

## GAME NOTES

**BOISE STATE'S BOWL STREAK AMONG BEST IN THE COUNTRY:** Boise State's 48-38 win at Air Force on Oct. 27 made the Broncos bowl-eligible for the 21st-straight season (1998-2018).

Currently, the Broncos' streak of 16-straight bowl games, which will increase to 17 come the postseason, is tops among "Group of Five" schools and is surpassed by only five "Power Five" schools. Florida State, Georgia, LSU, Oklahoma and Virginia Tech have each played in at least 17-straight bowl games entering 2018.

**COACHING CHANGES:** The Boise State coaching staff made three changes this past offseason, promoting a graduate assistant and adding two new faces. Spencer Danielson, who served as a defensive graduate assistant in 2017, was promoted to full-time assistant coach and will oversee Boise State's STUDs after the NCAA passed legislation allowing for a 10th full-time assistant position.

Chad Kauha'aha'a joined the Boise State staff as the defensive line coach after spending the past three seasons at Oregon State, including the past two as associate head coach. Kauha'aha'a, oversaw the defensive line for all three seasons at Oregon State, in addition to the outside linebackers from 2016-17.

The third addition to the Bronco staff was Jeff Popovich, who oversees the cornerbacks. Popovich, who has 12 seasons of experience in the collegiate coaching ranks, spent the last two seasons in the NFL with the Indianapolis Colts, serving as assistant to head coach Chuck Pagano, a former Boise State assistant coach (1987-88), in 2016, before moving to a defensive quality control position in 2017.

**COORDINATOR CONTINUITY:** Boise State enters the 2018 season with its three coordinators intact from a season ago, as Zak Hill (offense), Andy Avalos (defense), and Kent Riddle (special teams) form the triumvirate once again. Notably, with Hill entering his second season as offensive coordinator and Avalos his fourth in charge of the defense, Boise State will carry over the same offensive and defensive coordinators for a second-straight season for the first time since Robert Prince and Pete Kwiatkowski oversaw the Bronco offense and defense, respectively, from 2012-13.

Hill, who served as co-offensive coordinator with offensive line coach Scott Huff in 2016, took sole possession of the role in 2017 after Huff's departure to Washington.

**AMONG THE GREATEST:** Boise State boasts the fourth-best all-time winning percentage amongst the Football Bowl Subdivision. The Broncos' all-time record at the four-year level through Nov. 10 is 445-167-2 (.726). Notre Dame (916-324-42; .7308) is first on the all-time list, with Michigan (952-340-36; .7304) second. Ohio State (907-325-53; .726) is third. For the complete top 15, see page four.

**ESTABLISHING A LEGACY:** The Broncos are the winningest football program in the country since 2000, with an overall record of 205-40 (.837). Ohio State (202-42; .828), Oklahoma (204-46; .816), LSU (183-58; .759) and Alabama (188-60; .758) round out the top five. For the complete top 15, see page four.

**ACADEMIC SUCCESS:** The Broncos were one of only five schools in the country to receive the NCAA's Public Recognition Award in football for ranking in the top-10 percent nationally in APR from 2010 through 2014. Joining the Broncos were Clemson, Duke, Northwestern and Rutgers. Additionally, center Mason Hampton was a two-time CoSIDA Academic All-American (2016-17) and a finalist for the William V. Campbell Trophy in 2017, given annually to the top football scholar-athlete in the country. Boise State also had 36 team members named to the Fall 2017 Academic All-Mountain West list, marking the seventh-straight year in which Boise State has led the MW in all-academic selections.

### DEFENSE...

**AMERICA'S TEAM OR BOISE'S TEAM?:** The NFL's Dallas Cowboys have endeared themselves to Boise State fans over the past few seasons with frequent acquisitions of Bronco greats.

Currently, the Cowboy roster boasts six Bronco alumni, including five on defense: defensive tackle Tyrone Crawford (at Boise State from 2010-11), defensive end



## BRONCO RADIO NETWORK

The Bronco Radio Network is comprised of 11 stations in Idaho and eastern Oregon, with KBOI 670 AM in Boise serving as the flagship.

The Bronco Sports Network includes the following stations:

### IDAHO

#### Boise

KBOI 670 AM  
KTIK 93.1 FM

#### St. Maries

KOFE 1240 AM

#### Idaho Falls

KSPZ 980 AM  
KSPZ 105.1 FM

#### Pocatello

KSPZ 94.5 FM

#### McCall

KDZY 98.3 FM

#### Twin Falls

KSNQ 98.3 FM

#### Salmon

KSRA 960 AM

### OREGON

#### LaGrande

KLBM 1450 AM

#### Baker City

KBKR 1490 AM

The broadcasts are also available on TuneIn: [tunein.com/radio/Boise-State-Bronco-Sports-Network-s254035](https://tunein.com/radio/Boise-State-Bronco-Sports-Network-s254035).



Bob Behler (left), a four-time Idaho Sportscaster of the Year, is in his 11th season calling play-by-play for the Broncos.

Former Boise State offensive lineman Pete Cavender is in his 10th season providing commentary.

## GAME NOTES

DeMarcus Lawrence (2012-13), safety Darian Thompson (2012-15), wide receiver Cedrick Wilson (2016-17), and linebacker Leighton Vander Esch (2015-17). Dallas also features former Boise State quarterback Kellen Moore (2008-11) as its quarterbacks coach.

**SUPER GLUE AND DUCT TAPE:** It would make sense to sympathize with Boise State defensive coordinator Andy Avalos, whose defense has suffered the loss of numerous starters and key contributors to season-ending injury this season, while others have missed games due to various knocks. But Avalos continues to work his magic, as demonstrated by Nov. 9's win over Fresno State, as the Broncos held Fresno State to just 107 yards rushing over 28 carries, and kept Bulldog quarterback Marcus McMaryion, a Davey O'Brien Award semifinalist, in check at 283 yards and just one touchdown pass.

Avalos' defense has been clutch when it matters, coming up with game-clinching stops deep in Bronco territory over the past two games. First, Tyson Maeva and Scale Igiehon sacked BYU quarterback Zach Wilson at the Bronco 4 on the final play of the game to preserve Boise State's 21-16 win on Nov. 3, then the defense stopped Fresno State at the Bronco 29 with 1:18 remaining to keep the Broncos' 24-17 lead intact.

**MAEVA MAKES KEY SACKS:** Two weeks in a row now junior linebacker Tyson Maeva has come up with the key sack for the Broncos defense. On Nov. 3 against BYU, Maeva teamed with Scale Igiehon to drop Zach Wilson at the four-yard line on the final play of the game to preserve Boise State's 21-16 win. Six days later, with Fresno State at the Bronco 23 and driving for a potential go-ahead score late in the fourth quarter, Maeva broke through and dropped Marcus McMaryion for a loss of six on third down, forcing the Bulldogs into a 4th-and-11 at the 29. On the ensuing play, Avery Williams would break up McMaryion's pass with 1:18 to play, ending the Bulldogs' final threat.

With his efforts over the past few weeks, Maeva has moved into third on the team in tackles (45), and he leads the Bronco linebacker corps in both sacks (3.0) and tackles-for-loss (6.0).

**WEAVER JOINS THE TOP 10:** Redshirt sophomore Curtis Weaver hasn't suffered any drop-off from his All-America redshirt freshman campaign of 2017. This year, Weaver leads the Mountain West and ranks 16th in the country with 8.5 sacks.

His sack Nov. 9 against Fresno State brought his career total to 19.5, breaking into Boise State's all-time top 10 at ninth.

Weaver has recorded 3.5 sacks over the last two games, and recorded a career-high seven tackles in Nov. 3's win over BYU. His 2.5 sacks against the Cougars marked his fifth-career game with at least two sacks.

**SACK RACE:** Boise State accomplished quite the feat Nov. 9 against Fresno State, recording three sacks against an offensive line that had only surrendered five over its previous nine games. Curtis Weaver and Jabari Watson each had a sack, while Tyson Maeva and Tony Lashley shared a third.

The Broncos lead the Mountain West and rank sixth in the country with 3.40 sacks per game, and pace the conference with 34 sacks. Weaver leads the Broncos with 8.5 sacks on the season. Behind him, fellow STUD Jabril Frazier has 5.5 and senior defensive end Durrant Miles is third with 4.5 sacks.

**GET OFF THE FIELD:** The Boise State defense has been incredible on third downs this season, holding opponents to just a 31.0 conversion rate (39-for-126). That marks leads the Mountain West and ranks 13th in the country.

The ability of the Bronco defense to get off the field continued Nov. 9 against Fresno State, as the Bulldogs converted just 2-of-10 third downs (20.0 percent).

**NAWAHINE MAKES THE STOPS:** Junior safety Kekoa Nawahine has quietly put together another good season for the Broncos, leading the team with 61 tackles after a 10-tackle performance Nov. 9 against Fresno State.



## BRONCO DEBUTS

The following players have made their Bronco debuts during the 2018 season. True freshmen are denoted by an asterisk:

@ Troy . . . . . Daniel Cantrell (LS)  
. . . . . Chase Cord (QB)  
. . . . . John Hightower (WR)  
. . . . . Scale Igiehon (NT)\*  
. . . . . Tyreque Jones (S)  
. . . . . Tony Lashley (LB)  
. . . . . Khalil Shakir (WR)\*  
. . . . . Jake Stetz (OL)  
. . . . . Andrew Van Buren (RB)\*  
UCONN . . . . . Jermani Brown (CB)  
. . . . . Damon Cole (WR)  
. . . . . Marques Evans (CB)  
. . . . . Jaylon Henderson (QB)  
. . . . . Roman Kafentzis (LB)  
. . . . . Isaiah Moore (OL)  
. . . . . John Ojukwu (OL)  
. . . . . Nick Provenzano (LB)  
. . . . . Jake Shaddox (RB)  
. . . . . Damion Wright (S)  
@ Oklahoma State . . . . . None  
@ Wyoming \* . . . . . Ezekiel Noa (LB)  
SAN DIEGO STATE \* . . . . . None  
@ Nevada \* . . . . . None  
COLORADO STATE \*  
. . . . . Billy Bowens (WR) \*  
@ Air Force \* . . . . . None  
BYU . . . . . Scott Matlock (DL) \*  
. . . . . Chris Mitchell (CB) \*  
FRESNO STATE \*  
Kekaniokoa Holomalia-Gonzalez (OL) \*  
@ New Mexico \* . . . . .  
UTAH STATE \* . . . . .

The following players have made the first starts of their Boise State careers in 2018:

@ Troy . . . . . Matt Locher (DT)  
. . . . . Khalil Shakir (WR)  
. . . . . CT Thomas (WR)  
. . . . . Riley Whippey (LB)  
UCONN . . . . . Akilian Butler (WR)  
. . . . . Chase Hatada (DT)  
. . . . . John Hightower (WR)  
@ Oklahoma State  
. . . . . Garrett Collingham (TE)  
@ Wyoming \* . . . . . None  
SAN DIEGO STATE \*  
. . . . . Tyreque Jones (S)  
@ Nevada \* . . . . . None  
COLORADO STATE \*  
. . . . . Donte Harrington (OL)  
. . . . . John Ojukwu (OL)  
@ Air Force \* . . . . . None  
BYU . . . . . Scale Igiehon (DL)  
FRESNO STATE \*  
. . . . . Jordan Happle (S)  
. . . . . Ezekiel Noa (LB)  
@ New Mexico \* . . . . .  
UTAH STATE \* . . . . .

## GAME NOTES

Also notable about Nawahine's contributions and leadership is that he is one of just two members of Boise State's opening day starting secondary (along with cornerback Avery Williams) to not miss a game this season due to injury. Tyler Horton missed two games earlier this season, while fellow safety DeAndre Pierce suffered a season-ending injury Sept. 29 at Wyoming.

**THAT'S THE "STUFF":** Boise State's defense added another dramatic moment to the program's rivalry with BYU on Nov. 3, as linebacker Tyson Maeva and nose tackle Scale Igiehon combined to sack Cougar quarterback Zach Wilson at the Bronco four-yard line on the final play to preserve the 21-16 victory.

Credit has to also go to the Boise State secondary for its coverage on the short field, as it forced Wilson to scramble right into the grasps of Maeva and Igiehon.

**HORTON HUSTLE:** Senior cornerback Tyler Horton recovered his team- and FBS-leading fourth fumble of the season against Nov. 3 BYU, and it came on a big hustle play. After missing on an interception attempt, which was caught by the BYU receiver, Horton recovered, chased down the runner, and stripped him just before the goal line. Horton would go on to pounce on the ball in the end zone for the Bronco touchback, snuffing out a Cougar scoring threat.

**GETTING THE BOUNCES:** Boise State recovered three fumbles in Nov. 3's win over BYU, matching its season high (Sept. 1 at Troy). With Tyler Horton leading the way with his team- and FBS-leading four fumble recoveries, the Broncos lead the Mountain West and rank second in the country with 12 fumble recoveries.

**BACKS AGAINST THE WALL:** The Bronco defense has, of late, saved its takeaway skills for deep in its own territory. Oct. 13 at Nevada, the Broncos made two takeaways inside the 10-yard line, first with Jabril Frazier's forced fumble that was recovered by Sonatane Lui in the first quarter, then followed by Tyler Horton's 99-yard pick-six in the second quarter.

A week later against Colorado State, Kekaula Kaniho snuffed out a Colorado State drive with an interception of K.J. Carta-Samuels at the Bronco 2-yard line, returning it out to the eight. Nov. 3 against BYU, the Broncos stopped another drive deep, this time with Tyler Horton's strip and fumble recovery in the end zone.

**KANIHO HITS THE TRIFECTA:** Sophomore SLB Kekaula Kaniho demonstrated once again on Oct. 19 against Colorado State his flair for the big play, being in the right spot to scoop up Avery Williams' fumble on a first-quarter punt return and take it 74 yards for a touchdown.

As it officially goes in the books as a 74-yard punt return touchdown for Kaniho, it marks the third non-offensive touchdown of his career, and he is believed to be (due to incomplete records in early seasons of the program's history) the only Boise State player to have scored touchdowns on a fumble return (Oct. 14, 2017 at San Diego State), interception return (2017 Las Vegas Bowl against Oregon), and a punt return.

**MAMA, THERE GOES THAT MAN:** Senior cornerback Tyler Horton continued to show off his uncanny nose for the ball Oct. 13 in Reno, nabbing an interception and returning it 99 yards for a touchdown. The 99-yard pick-six was not only tied for the second-longest in Boise State history (Tasi Autele, at Montana on Oct. 2, 1993), but was also Horton's third defensive touchdown this season, a Boise State record.

Horton has now scored five defensive touchdowns in his career, two on interceptions and three on fumble returns. This year, the Fresno, Calif., native leads the FBS with four fumble recoveries, two of which he took back for touchdowns at Troy on Sept. 1.

**COMING THROUGH IN TOUGH SPOTS:** Boise State's defense has found itself with tall tasks on occasion, coming on the field with an opponent beginning a drive in Bronco territory, and answered resoundingly.

Oct. 6 against San Diego State, the Aztecs, after Bronco turnovers, began three drives inside the Bronco 31. Boise State's defense responded by limiting the Aztecs to two field goals, a touchdown, and just two first downs on those drives.

## KINGS OF CHAOS



The Boise State defense unveiled a new incentive for being the most disruptive player in practice during Fall Camp - a bike; a spruced-up white BMX bike with a gold seat, gold streamers and a gold mini football on the handlebars. It even includes a king's crown to wear and a flag on the back that reads, "It's All About The Ball."

In the opening game of the 2018 regular season, the "King of Chaos" was rewarded with something new - a seat on a throne. The Bronco defense escorts the ballhawk to the Turnover Throne (seen below), where the honored Bronco sits and is feted by his teammates.

Last season the Boise State football team had a turnover belt that was earned by the defender who was a thorn in the offense's side. This year, just a few yards off the practice field is a shiny, freshly-painted new reward.



## GAME NOTES

Oct. 13 in Reno, the Bronco defense forced and recovered a Nevada fumble inside the 10-yard line in the first quarter, preventing the Wolf Pack from taking a two-score lead. Then, after the Wolf Pack opened a drive on the Bronco 29 following an interception, the defense came through again, as Tyler Horton picked off a pass at the Bronco 1 and returned it 99 yards for a touchdown, turning a 10-7 deficit into a 14-10 Boise State lead.

Most recently, against BYU on Nov. 3, Tyler Horton forced a fumble and recovered it in the end zone for a touchback to end a Cougar drive. And, of course, Tyson Maeva and Scale Igiehon dropped BYU quarterback Zach Wilson at the Bronco 4 on the final play of the game to preserve the 21-16 win.

**OPENING DRIVE 3-AND-OUT STREAK SNAPPED:** The Bronco defense's season-opening streak of forcing a 3-and-out on its opponents' opening drives came to an end Oct. 13 in Reno, as Nevada drove 58 yards and came away with a field goal.

Over the first five games of this season, here's the total number of yards for each opponent (in order: Troy, Connecticut, Oklahoma State, Wyoming, San Diego State): 5, 4, 1, 7, 2.

**UNDER-300 GAMES:** With nine games in the books this season, the Boise State defense has held three opponents to under 300 yards of total offense this season (Connecticut, Wyoming, San Diego State).

Sept. 8 against Connecticut, the Broncos yielded just 193 yards to the Huskies, before holding Wyoming to 295 on Sept. 29 in Laramie, then limiting San Diego State to 267 yards on Oct. 6.

Boise State's defense posted another strong effort Oct. 6 against San Diego State, limiting the Aztecs to just 267 yards of total offense, and holding them to 12 points over three drives that started in Bronco territory due to turnovers.

**BOUNCING BACK AFTER GIVING UP 40:** Boise State, which has only given up 40 points to a team in regulation five times in the Bryan Harsin Era (2014-present), and six times overall (including a 47-44 triple-overtime loss at Washington State in 2017), continued its trend of bouncing back defensively with Sept. 29's 34-14 win at Wyoming.

After Sept. 15's 44-21 loss at Oklahoma State, Boise State held Wyoming to just 14 points, the fourth-straight time that the Bronco defense had yielded less than 20 points in the game following an opponent scoring 40. The Broncos are also now 6-0 in the game after an opponent has hit 40.

**HORTON EARNS CONFERENCE, NATIONAL RECOGNITION:** Senior cornerback Tyler Horton was rightly heralded following his outstanding defensive performance in Sept. 1's 56-20 victory at Troy. After deflecting a pass that led to a Bronco interception, and returning two fumbles for touchdowns, Horton was named the Mountain West Defensive Player of the Week for the second time in his career on Sept. 3, as well as being named the Bronko Nagurski National Defensive Player of the Week on Sept. 4.

**HORTON BRINGS THE CHAOS:** Horton reigned as the supreme King of Chaos in Sept. 1's victory at Troy, not only returning a pair of fumbles for touchdowns but also creating the Broncos' first takeaway by deflecting a screen pass that ended up picked off by linebacker Tony Lashley.

Horton, a preseason candidate for the Bednarik Award, Bronko Nagurski Trophy, and Jim Thorpe Award in 2018, became one of just five players all-time in FBS history to record two fumble returns for touchdowns in a single contest at Troy. His first score came in the third quarter, as he plucked a loose ball caused by Kekoa Nawahine and winded his way 55 yards to the house, while his second came on an 11-yard return in the fourth quarter.

For his career, Horton now has five defensive touchdowns after Oct. 13's 99-yard pick-six at Nevada. His first came on an 85-yard pick-six against Washington State on Sept. 10, 2016, and the second on a 21-yard fumble return against Air Force on Nov. 18, 2017.



## CAPTAINS

Boise State players voted redshirt senior STUD Jabril Frazier, senior cornerback Tyler Horton and senior quarterback Brett Rypien as captains for the 2018 season.



A fourth captain will be named on a weekly basis. A list of those individuals throughout the season is below:

@ Troy . . . . . Durrant Miles  
 CONNECTICUT . . . . . Sean Modster  
 @ Oklahoma State . . . Akilian Butler  
 . . . . . Durrant Miles \*  
 @ Wyoming \* . . . . . Kekaula Kaniho  
 SAN DIEGO STATE \*  
 . . . . . A.J. Richardson  
 @ Nevada \* . . . . . Benton Wickersham  
 COLORADO STATE \*  
 . . . . . Avery Williams  
 @ Air Force \* . . . . . Bruno DeRose  
 BYU . . . . . Riley Whippey  
 FRESNO STATE \* . . . . John Molchon  
 @ New Mexico \* . . . . .  
 UTAH STATE \* . . . . .

\* Filled in for Tyler Horton, who missed the Oklahoma State game.

## GAME NOTES

**VANDER ESCH GOES FROM BRONCO TO COWBOY:** Redshirt junior linebacker Leighton Vander Esch capped one of the greatest seasons by a Boise State player by entering the 2018 NFL Draft and being selected 19th overall by the Dallas Cowboys. With that selection, Vander Esch became the fifth Bronco all-time to be selected in the first round of the draft, joining Ryan Clady (Denver Broncos, 2008), Kyle Wilson (New York Jets, 2010), Doug Martin (Tampa Bay Buccaneers, 2012) and Shea McClellin (Chicago Bears, 2012). At No. 19, Vander Esch matched McClellin for the second-highest a Boise State player has been drafted, seven spots behind Clady, who was taken 12th.

Vander Esch finished the 2017 college season with a team-high 141 tackles, also leading or sharing the team lead in interceptions (three) and forced fumbles (four). He was voted the Mountain West Defensive Player of the Year and was named Defensive MVP of the Mountain West Championship Game as he tied a career high with 16 tackles, and made the game-sealing interception, in Boise State's 17-14 win over No. 25 Fresno State.

The Riggins, Idaho, native finished the season ranked 14th in the country with 10.1 tackles per game, and fifth in the country with 6.5 solo tackles per game.

**HORTON'S GOT IT COVERED:** Senior cornerback Tyler Horton is ready for a big final season with the Broncos, coming off of a 2017 campaign in which he was named to the All-Mountain West First Team ahead of being voted to the 2018 Preseason All-Mountain West Team.

Last year, Horton picked off two passes, and recovered two fumbles, one of which he returned 21 yards for a touchdown against Air Force (Nov. 18). The Fresno, Calif., native also led the Broncos with 11 passes defended, which also tied for fourth in the Mountain West.

This preseason, Horton's name has gained some steam with national awards, as he has been named to the watch lists for the Bednarik Award, Bronko Nagurski Trophy, and the Jim Thorpe Award, the latter of which is given annually to the nation's top defensive back.

**RAPTORS ALWAYS HUNT IN PAIRS:** After Boise State's victory over Wyoming last Oct. 21, head coach Bryan Harsin referred to STUDs Jabril Frazier and Curtis Weaver as the defense's "velociraptors," in that opposing defenses couldn't key in on defending one without the other breaking through from a different angle. That nickname proved true as the pair combined for 17.0 sacks, with Weaver (11.0) ranking 13th in the country and leading the Mountain West, and Frazier (6.0) ranking fifth in the conference.

Ahead of 2018, each Bronco was named to Athlon Sports' Preseason All-Mountain West Team, while Weaver was named to the Watch List for the Ted Hendricks Award, and Frazier to the Reese's Senior Bowl Watch List.

Last season, STUD Curtis Weaver became the first freshman in Mountain West history to be named to the conference's defensive first team. In addition to his sack totals, he scored a defensive touchdown, a 55-yard fumble return at Washington State (Sept. 9), and against Nevada made his first-career interception.

Frazier, meanwhile, bounced back very well from an injury-plagued late 2016 and offseason of rehabilitation, ranking second on the team in sacks (6.0), tackles-for-loss (6.5) and forced fumbles (two) in 2017.

One unique way in which Frazier's superb play boosted the Bronco defense is through his "assists," as each of his forced fumbles, coming on strip sacks at Washington State (Sept. 9) and against Air Force (Nov. 18), resulted in a Bronco scoop-and-score touchdown, as Curtis Weaver and Tyler Horton respectively converted.

**WILLIAMS LOOKS TO FOLLOW BREAKOUT FIRST SEASON:** Redshirt sophomore cornerback Avery Williams will aim to improve this season upon his eye-opening first year of action, in which he electrified the Boise State faithful with his play on defense and special teams.

## LYLE SMITH



Lyle Smith, the "Father of Boise State Football," head football coach from 1947-67 and Boise State Athletics Director from 1967-81, passed away the morning of July 26, 2017, at the age of 101.

Smith came to Boise Junior College in 1946 as basketball coach and assistant football coach. In 1947, he became head coach of the BJC football program and didn't lose a game until his fourth season.

His 1958 team won the National Junior College championship.

Smith retired from coaching after the 1967 season. In his 20 years as the head football coach at BJC; he compiled a 156-25-6 record, a winning percentage of .842.

Smith continued to lead Boise State as AD until his retirement after the 1980-81 academic year. Smith guided Boise State's transition from a junior college power to a highly-successful NCAA Division I athletic program.

In his honor, a statue was erected at the southwest corner of Albertsons Stadium. He was present for its unveiling prior to the 2016 season.

## GAME NOTES

Williams was named to the All-Mountain West Second Team as a return man, after leading the conference in punt return average (11.2 ypr) and punt-return touchdowns (two), and ahead of the 2018 season was named the loop's Special Teams Player of the Year. On his first-career touch last Sept. 2 against Troy, Williams returned a punt 81 yards for a touchdown, and followed with a 53-yard touchdown return Oct. 14 at San Diego State.

On defense, Williams broke into the starting lineup at cornerback on Oct. 6 at BYU, and went on to finish the season with two interceptions, 45 tackles, and eight passes defended.

The multi-threat Bronco was also recognized nationally this preseason by being named a candidate for the Paul Hornung Award, given annually to college football's most versatile player.

**READY TO CREATE MORE TURNOVERS:** Last year, Boise State's defense forced 26 turnovers, a stark contrast to its 2016 total of nine, which was a program-record low. In 2017, it took just five games for the Broncos to exceed that number, and the team went on to force multiple turnovers in nine of 14 games.

### OFFENSE...

**RYPIEN MAKES MIDSEASON AWARD CUTS:** Quarterback Brett Rypien has made the midseason cuts for three national awards over the last couple of weeks, being named to the Johnny Unitas Golden Arm Award Top 10 on Nov. 7, after being announced as one of 12 semifinalists for the Wuerffel Trophy on Nov. 1, and a midseason candidate for the CFPA Performer of the Year Trophy on Nov. 6.

In his final season at Boise State, Rypien is going out in style, setting Mountain West records and being on pace for a career year, as he currently has a career-high 25 touchdown passes and, with at least three games remaining, is just 598 yards away from his career high in passing yards (3,646 yards in 2016) and 27 completions from his career best of 273 in 2015.

This year Rypien has posted six 300-yard passing performances, and his 68.9 completion percentage is on pace to be his career best.

**MATTISON HEATING UP:** Junior running back Alexander Mattison took the Bronco offense onto his shoulders Nov. 9 against Fresno State, fueling Boise State's comeback from a 17-3 second-half deficit by running for 91 yards and two scores over the final 30 minutes. The effort highlighted a night in which he carried a career-high 30 times for 144 yards (a season high).

In the second half against Fresno, Mattison figured in four of five Boise State drives. On the first, he carried five times for 36 yards and caught two passes for nine yards, capping the drive with a seven-yard touchdown run. On the second drive, he ran four times for 20 yards, with the game-tying one-yard plunge. He ran for 19 yards on the third drive, which was capped by Brett Rypien's 49-yard touchdown pass to Khalil Shakir for the go-ahead score, then finished his night by powering for 10 yards on three carries to gain the game-clinching first down.

Mattison's performances over the last few weeks have reignited his hopes for a second-straight 1,000-yard season back on pace, as he is currently at 870 yards along with 12 rushing touchdowns on the season.

**THIRD-DOWN CONSISTENCY:** Boise State continued its solid play on third downs Nov. 9 against Fresno State, converting 10-of-16 for first downs. The team's success on third downs this season has been key to the 8-2 record, as the team ranks second in the nation with a 56.4 percent success rate, behind only Army (56.4). Over 10 games this season, the Broncos have failed to convert half of their third downs in just one, when they went 6-for-19 against San Diego State on Oct. 6.

Over its last four games, against Colorado State (Oct. 19), at Air Force (Oct. 27), against BYU (Nov. 3) and Fresno State (Nov. 9), the Broncos have gone an impressive 34-for-53 (64.2 percent) on third-down conversions.

## INDIVIDUAL NOTES

### JOHN BATES // TE

>> Named to the John Mackey Award Watch List during the 2018 preseason.

>> Has six catches for 76 yards and a touchdown so far in 2018.

>> Caught his first touchdown pass of the season, a 24-yard strike, Sept. 8 against UConn.

### JABRIL FRAZIER // STUD

>> Second on the team in sacks (5.5) and tackles-for-loss (8.0) in 2018.

>> Recorded his first two sacks of the season Sept. 15 at Oklahoma State.

>> Named to the All-Mountain West Second Team in 2017 after recording 6.0 sacks and 6.5 TFL among his 33 tackles.

>> Recovered a fumble and forced two more in 2017, with each of his forced fumbles resulting in scoop-and-scores for the Broncos (Sept. 9 at Washington State, Nov. 18 against Air Force).

### TYLER HORTON // CB

>> **Voted to 2018 Preseason All-Mountain West Team.**

>> Named to the preseason watch lists of the Bednarik Award, Bronko Nagurski Trophy, and the Jim Thorpe Award.

>> Has scored a Boise State-record three defensive touchdowns this season (two fumble returns, one pick-six).

>> Recorded a 99-yard pick-six Oct. 13 at Nevada, the second of his career, and tied for the second longest in Boise State history.

>> Leads the nation with four fumble recoveries in 2018.

>> Was named Mountain West Defensive Player of the Week and the Nagurski Trophy National Defensive Player of the Week following his performance Sept. 1 at Troy.

>> Became the fifth player in FBS history to record two fumble returns for touchdowns when he pulled the feat at Troy (Sept. 1). Horton took his first fumble return 55 yards for a score in the third quarter, and followed with an 11-yard scoop-and-score in the fourth quarter.

>> Now has five defensive touchdowns in his career (two interceptions, three fumbles). The first came on an 85-yard pick-six against Washington State (Sept. 10, 2016), with the second coming on a 21-yard fumble return against Air Force on Nov. 18, 2017.

## GAME NOTES

**MEMORABLE FIRST TOUCHDOWN CATCH:** Freshman wide receiver Khalil Shakir has been used in a variety of roles by the Broncos this season, running the ball, whether as a back or from the Wildcat, and returning punts in addition to his wide receiver role.

While he scored his first-career touchdown on a carry at Wyoming, Shakir finally got his first receiving touchdown Nov. 9 against Fresno State, hauling in a 49-yard throw from Brett Rypien to put the Broncos ahead for good and cap a 14-point comeback. It highlighted a four-catch, 59-yard night for the freshman, both of those figures being season highs.

This year, along with running for 70 yards and a touchdown, Shakir has caught 16 passes for 170 yards and a score.

**USING HIS LEGS:** Quarterback Brett Rypien has obviously made his name by using his arm to bring success to the Bronco offense, but Nov. 9 against Fresno State, he used his legs to great effect. Rypien finished the game with eight attempts for 30 yards, adeptly dodging Bulldog rushes to pick up key yardage. The 30 yards on the ground were a season-high for Rypien.

**ALL HE DOES? CATCH TOUCHDOWNS:** Redshirt senior A.J. Richardson kept up his touchdown-scoring ways Nov. 3 against BYU, as he made his team-best eighth touchdown grab of the season in Boise State's 21-16 win.

On Oct. 19 against Colorado State, he posted career highs in receiving yards (137) and touchdown catches (two) while matching his best with six receptions. At Air Force (Oct. 27), despite coming out with just two catches for 33 yards, one was a 21-yard scoring grab from Brett Rypien in the first half.

On the year, Richardson, in addition to leading the team with eight touchdowns, a figure that is third in the Mountain West, is second in both receptions (44) and yards (719), and paces the receiving corps with three 100-yard games.

**THE HIGHTOWER EFFECT:** Wide receiver John Hightower, a junior-college transfer from Hinds Community College, continued his eye-opening debut season with a career effort Oct. 27 at Air Force, setting personal bests in receptions (eight), receiving yards (182), and touchdown catches (three).

Hightower scored Boise State's first two touchdowns against the Falcons, hauling in scoring passes of 44 and 18 yards, respectively, but saved his best for last, catching a Brett Rypien deep ball in stride for a 61-yard score with 3:21 to go.

The performance brought Hightower's numbers this season to 30 catches for 496 yards and six touchdowns. He's also rushed eight times for 163 yards and two more scores, and is tied for second on the team with eight total scores (with A.J. Richardson).

**TWO HIT THE CENTURY MARK:** For the second time this season, two Broncos receivers eclipsed the century mark in yardage as John Hightower (182 yards on eight catches) and Sean Modster (101 yards on six catches) had big nights Oct. 27 at Air Force.

Previously this year, Hightower and A.J. Richardson achieved the feat Sept. 8 against Connecticut, as Hightower went for 119 yards and Richardson an even 100.

**SOMETHING ABOUT PLAYING THE RAMS:** Oct. 19's 56-28 win over Colorado State marked the sixth time in eight overall meetings with the Rams that the Broncos scored at least 40 points, and the third time hitting the 50-point mark.

Boise State's 56 points against the Rams were also the most in a conference home game since scoring 63 against Idaho on Nov. 14, 2009 (WAC).

**RECEIVER ROULETTE:** Boise State's receiving corps has resoundingly answered its preseason skeptics, if the first nine games of this season are any indication. One major question mark hovering over the group was who would step into the role left by Cedrick Wilson, who caught 83 passes for a program single-season record 1,511 yards and seven touchdowns last season?



## INDIVIDUAL NOTES

>> Had a hand in a third turnover at Troy, tipping a screen pass that was intercepted by linebacker Tony Lashley.

>> Named to the 2017 All-Mountain West First Team.

>> Had two interceptions, two fumble recoveries, one of which he took 21 yards for a touchdown against Air Force (Nov. 18), and led the Bronco defense with 11 pass breakups in 2017.

### ALEXANDER MATTISON // RB

>> Voted to the Preseason All-Mountain West Team.

>> Named to the 2018 preseason watch list for the Doak Walker Award.

>> Has posted three 100-yard games this season, going for 115 yards and two touchdowns on 11 carries against Connecticut (Sept. 8), 136 yards and a score on 22 carries at Air Force (Oct. 27), and 144 yards and two touchdowns against Fresno State (Nov. 9).

>> Leads the Broncos with 870 rushing yards and 12 rushing touchdowns in 2018.

>> Going for a second-consecutive 1,000-yard rushing season in 2018.

>> One of just two returning 1,000-yard rushers for the Mountain West in 2018.

>> Named All-Mountain West Honorable Mention in 2017 after rushing for 1,086 yards and 12 touchdowns, and catching 28 passes for 284 yards and another score.

>> Posted a career day at Colorado State last Nov. 11, rushing 23 times for 242 yards and three touchdowns in Boise State's 59-52 overtime victory.

### KEKOA NAWAHINE // S

>> 2018 preseason candidate for the Jim Thorpe Award, Lott IMPACT Trophy, and Polynesian Player of the Year award.

>> Boise State's leading tackler in 2018 with 61.

>> Made seven tackles and forced a fumble that was returned for a touchdown by Tyler Horton in the season opener at Troy (Sept. 1).

>> Named to the All-Mountain West Second Team in 2017.

>> Finished second on the team in 2017 with 108 tackles while sharing the team lead with three interceptions.

>> Accumulated 64 return yards over his three picks, and returned a fumble for 14 yards last season.

>> Also recognized for his work in

## GAME NOTES

Through 10 games, nine Bronco receivers have hauled in at least 10 passes, with redshirt senior Sean Modster leading the way with a team-high 50. Five receivers have caught at least two touchdowns, with A.J. Richardson (44 catches for 719 yards) leading the way with eight, followed by John Hightower (30 catches for 496 yards) with six, and Modster with four. CT Thomas (31 catches for 407 yards) has hauled in four touchdown grabs while Akilian Butler (23 catches for 189 yards) has two.

Additionally, Modster, Hightower and Richardson have each posted at least two 100-yard receiving game already this season, with Richardson leading the team at three. Modster posted career highs in catches (seven), receiving yards (167), and touchdowns (two) in the season opener at Troy, while Hightower has his career game Oct. 27 at Air Force, grabbing eight balls for 182 yards and three touchdowns. Richardson, on the strength of his 74-yard touchdown catch, finished the Connecticut game with exactly 100 receiving yards on three catches, racked up 113 yards and a score on six catches at Wyoming (Sept. 29), then had career highs of 137 receiving yards and two scores against Colorado State (Oct. 19).

The receivers have also demonstrated the ability to break off big plays, as Richardson (74 yards), Hightower (67, 61), Modster (54), and Thomas (53) each have at least one catch of over 50 yards.

**THE END ZONE...THAT'S WHERE THE LOCALS GO:** Meridian native and former Mountain View High School standout Garrett Collingham scored the first touchdown of his career Oct. 19 against Colorado State, taking a sweep around left end for a four-yard score.

It showed a continued role in the Bronco offense for the tight end, who made the first catch of his career Sept. 1 at Troy, an 11-yard grab that converted a third down for the Broncos.

Collingham began his career with the Broncos as a quarterback before moving to punter, then to wide receiver, then to linebacker and special teams in 2017.

He saw game action on special teams last year, making two tackles, before moving to tight end to begin 2018. He made his second-career catch Oct. 13 at Nevada, a 19-yard reception, and followed with two grabs for 27 yards against Colorado State.

**BLEEDING THAT CLOCK:** The Bronco offense ran a clinic on possession and bleeding the clock in the second half at Nevada on Oct. 13, possessing the ball for an incredible 13:28 of the fourth quarter and 20:55 of the second half in the 31-27 win.

In the fourth quarter, Nevada only got two possessions, with the second beginning at its own 24 with six seconds left on the clock. The Wolf Pack's only significant possession of the period was a 3-and-out that lasted just 1:26 and began with 9:52 left in the game.

**NOT AFRAID TO GO FOR IT:** A season after struggling on fourth downs, Boise State has had a resurgent 2018 season when it comes to going for it. The Broncos rank 31st in the country in fourth-down conversions, at 61.1 percent. The Broncos' confidence on fourth downs was highlighted at Nevada, as the offense converted a 4th-and-8 with under three minutes to play which allowed Boise State to run the clock down to under 10 seconds before giving Nevada one final possession.

**HIGHLIGHT-REEL CATCHES:** This season has been one for highlight-reel catches already for Boise State receivers. Sept. 15 at Oklahoma State, wide receivers John Hightower and A.J. Richardson made a couple of highlight-reel scoring grabs, as Hightower laid out to haul in a 31-yard touchdown pass down the sideline, putting the Broncos up 7-0 on the Cowboys. In the third quarter, Richardson, running the same route along the sideline, reached up and made a spectacular one-handed catch, gathering the ball in then walking the tightrope along the sideline over the final five-to-seven yards for the score, helping the Broncos cut the Cowboy lead to 20-14.

Sept. 29 at Wyoming, the two struck again. First, it was Richardson catching a 21-yard touchdown pass in the second quarter between two defenders and holding on despite taking a hard hit. Later in the quarter, Hightower, despite losing a

## INDIVIDUAL NOTES

the classroom, being voted to the CoSIDA Academic All-District 7 Team in 2017.

### BRETT RYPIEN // QB

>> Named a Top-10 candidate for the Johnny Unitas Golden Arm Award (Nov. 8).

>> Semifinalist for the Wuerffel Trophy (Nov. 1).

>> Voted Preseason Mountain West Offensive Player of the Year and to the Preseason All-Mountain West Team.

>> Preseason candidate for the Maxwell Award, Walter Camp Award, Davey O'Brien Award, Manning Award, and Reese's Senior Bowl.

>> Opened 2018 with four-straight 300-yard passing performances.

>> Has thrown for at least 300 yards in six of Boise State's nine games this season.

>> Boise State's all-time leader in 300-yard passing performances (20), surpassing Kellen Moore's (2008-11) previous mark of 16 on Sept. 15 with a 380-yard performance at Oklahoma State.

>> Earned his third-career All-Mountain West selection, being voted to the Second Team, in 2017.

>> Was voted to Mountain West First Team in 2016.

>> Named Mountain West Freshman of the Year and All-Mountain West First Team in 2015.

>> Named Poinsettia Bowl Offensive MVP, throwing for 377 yards and three touchdowns in Boise State's 55-7 victory over Northern Illinois.

>> Thrust into the starting job following an injury to Ryan Finley Sept. 18, 2015, against Idaho State... went 8-for-9 for 126 yards in his debut...made his first start the following week at Virginia (Sept. 26), going 24-for-35 for 321 yards and three touchdowns.

### CURTIS WEAVER // STUD

>> Voted to the 2018 Preseason All-Mountain West Team.

>> Leads the Broncos with 8.5 sacks and 11.5 TFL...Mountain West sack leader.

>> Recorded his first sack of the season in the opener at Troy (Sept. 1).

>> Led the Mountain West and ranked 13th in the country with 11.0 sacks in 2017, and led the Broncos with 13.0 TFL.

>> Was named to Phil Steele's All-America Fourth Team as well as an All-America Honorable Mention by

## GAME NOTES

shoe on the play, made a falling-down, one-handed catch along the sideline for 31 yards to the 1.

**GETTING THE TIGHT ENDS GOING:** Just as the receivers have helped fuel the offense, the Bronco tight ends have begun getting into the flow of things. Redshirt sophomore John Bates, a preseason John Mackey Award candidate, has made seven catches this season, including a 24-yard touchdown reception Sept. 8 against Connecticut. Redshirt senior Chase Blakely, meanwhile, made a career high six receptions for 30 yards Sept. 15 at Oklahoma State, including his first-career scoring grab. On the year, Blakely leads the group with 14 catches for 66 yards and a touchdown.

Against the Cowboys, Bates and Blakely combined for 10 catches for 79 yards and a score, with Bates hauling in four passes for 49 yards to complement Blakely's career day.

**A HISTORIC NIGHT FOR OFFENSE:** Boise State's 818 yards of total offense Sept. 8 against UConn not only set the program's single-game record, it blew away the previous best of 742 yards set in 2011 against Colorado State.

The Broncos racked up 514 yards of offense by halftime, and even tied the single-game Mountain West record of 822 yards with just over a minute left in the contest before taking a knee twice to drop down to 818 yards at the final gun.

Boise State's output included 400 rushing yards, the sixth-highest single-game total in program history, as well as a per-carry rushing average of 8.88 yards, the program's fourth-highest single-game mark.

**PLENTY OF OPTIONS IN THE GROUND GAME:** The Broncos showed off plenty of depth and talent in the run game against UConn, as the team rushed for 400 yards, the sixth-highest single-game total in program history.

Junior Alexander Mattison led the way with his sixth-career 100-yard rushing performance, carrying 11 times for 115 yards and two touchdowns. Freshman Andrew Van Buren saw his first extended action of the season, gaining 75 yards on 13 carries and scoring his first-career touchdown.

The team rushing performance was supplemented by receiver John Hightower's 55-yard touchdown run, backup quarterback Chase Cord's 41 yards over two carries, and 35 yards over seven carries from safety-turned-running back Skyler Seibold.

**MATTISON GOING FOR BACK-TO-BACK 1,000-YARD CAMPAIGNS:** Junior running back Alexander Mattison aims to become the sixth Bronco running back since 2001 to record back-to-back 1,000-yard seasons. With a 1,000-yard season in 2018, he would join the list that features Brock Forsey (2001-02), Ian Johnson (2006-07), Doug Martin (2010-11), Jay Ajayi (2013-14), and Jeremy McNichols (2015-16).

Through 10 games in 2018, Mattison leads the Broncos with 870 rushing yards and 12 touchdowns, averaging 4.2 yards per carry.

Last year, Mattison, despite various nagging injuries, rushed for 1,086 yards and 12 touchdowns and averaged 5.1 yards a carry, being named All-Mountain West Honorable Mention. His season was highlighted by a career-best 242 rushing yards and three touchdowns, including a 70-yard scoring run, in Boise State's 59-52 overtime win at Colorado State on Nov. 11.

He also made his mark in the passing game, catching 28 passes for 284 yards and a score.

This year, Mattison was named to the Preseason All-Mountain West Team in addition to the preseason watch list for the Doak Walker Award, given annually to college football's top running back.

**1,000-YARD RUSHERS:** It was well established last season that when Alexander Mattison eclipsed 1,000 yards rushing that Boise State had extended its streak of consecutive seasons with such a performance to nine, tied with Auburn for the longest in the nation. However, per research done by Louisiana Tech, it was discovered that this streak is tied for the sixth-longest in the history of college

## INDIVIDUAL NOTES

SB Nation.

>> Earned spots on the Freshman All-America Teams of USA TODAY and the FWAA last season.

>> Scored a defensive touchdown in 2017 on a 55-yard scoop-and-score at Washington State (Sept. 9).

### **AVERY WILLIAMS // CB/PR/KR**

>> Voted the 2018 Preseason Mountain West Special Teams Player of the Year and to the Preseason All-Mountain West Team as a return specialist.

>> Named to the preseason watch list for the Paul Hornung Award.

>> Returned an onside kick 44 yards for a touchdown against Colorado State (Oct. 19).

>> Leads the Broncos with two interceptions and five pass breakups.

>> Named to the All-Mountain West Second Team as a kick/punt returner in 2017.

>> Led the Mountain West and ranked 13th in the country with 11.2 yards per punt return in 2017. Also ranked tied for second in the nation and led the Mountain West with two punt-return touchdowns.

>> Was twice named Mountain West Special Teams Player of the Week (Sept. 4, Oct. 16) in 2017 after his performances against Troy (Sept. 2) and San Diego State (Oct. 14).

>> Broke into the starting lineup on defense at cornerback on Oct. 6 at BYU. Went on to finish the season with two interceptions, eight passes defended and 45 tackles.

>> Made collegiate debut Sept. 2 against Troy, and on his first touch, returned a punt 81 yards for a touchdown, Boise State's first such score since 2014. It was also the fifth-longest punt return in Boise State history.

>> Finished his first game (Sept. 2 vs. Troy) with 124 yards on five punt returns, the sixth-highest yardage total in school history.

## GAME NOTES

football. North Carolina (12; 1973-84), Texas (11; 1995-2005), Wisconsin (10; 1993-2002 and 2005-14) and USC (10; 1972-81) are the only schools that have put together longer streaks than the Broncos' current one.

**SHUTOUT STREAK:** Boise State has not been shut out in 261 consecutive games, the ninth-longest active streak in the country and the 15th-longest streak in NCAA history. The last shutout came on the road against No. 15 Washington State, Sept. 27, 1997 (58-0). The loss to the Cougars is one of only two shutouts the Broncos have suffered since becoming a four-year institution in 1968.

### **SPECIAL TEAMS...**

**SCORING ON KICKOFF AND PUNT RETURNS:** Boise State's special teams scored on both a punt return and a kickoff return Oct. 19 against Colorado State, marking what is believed to be the first time the Broncos have pulled that feat in program history.

With the exception of missing box scores from the 1981 season, this current campaign is the only one since 1968 in which the Broncos have scored touchdowns on a kickoff and punt return in a single game. Kekaula Kaniho was credited with a 74-yard punt return touchdown after picking up teammate Avery Williams' fumble after an initial return of 10 yards on the first-quarter punt, and Williams grabbed an onside kick on the bounce and dashed 44 yards for the score in the fourth quarter against the Rams.

**WILLIAMS BACK INTO FORM:** Kick/punt returner Avery Williams has rounded into the 2017 form that led to him being voted the 2018 Preseason Mountain West Special Teams Player of the Year, once again instilling fear in opposing kick units.

Over the last three games, Williams has averaged 20.2 over five punt returns, including one that he returned for a touchdown but had called back due to a penalty Oct. 19 against Colorado State, and a 67-yard, third-quarter return Oct. 27 at Air Force that set up a Bronco touchdown from the 5-yard line. Currently, Williams averages 12.1 yards per punt return.

Against Colorado State, Williams also scooped up an onside kick and dashed 44 yards to the house for his first-career kickoff return for a touchdown.

**HOGGARTH KEEPS PAT STREAK GOING:** Redshirt senior kicker Haden Hoggarth hit all three of his PAT attempts Nov. 9 against Fresno State, bringing him to a perfect 47-for-47 on the season and 104-for-104 in his career.

Hoggarth had one of his finest games Oct. 27 at Air Force, going 2-for-2 on field goals, including a career-long 47-yarder, along with a 5-for-5 effort on PATs.

On Oct. 19, Hoggarth kicked eight PATs against Colorado State, the third time this season, and fourth time in his career, that he has achieved that feat. He is now just the third Boise State kicker with at least four eight-PAT games in his career. Tyler Jones (2001-04) leads with six, followed by Nick Calaycay (1999-2002) with five.

On the year, Hoggarth is also 8-for-13 on field-goal attempts and is second on the Broncos with 71 points.

**FILL-IN SKILLIN:** Redshirt senior punter Quinn Skillin filled in on kickoff duties against Colorado State (Oct. 19) and at Air Force (Oct. 27) in the absence of usual kickoff man Joel Velazquez, and acquitted himself well with 12 touchbacks on 17 attempts.

While his day job is as the team's No. 1 punter, Skillin has honed his accuracy as he's been called on very often to punt with short field to work with. This was evident Oct. 6 against San Diego State, when Skillin punted a career-high nine times, and, despite punting with a short field much of the time, delivered to help the Broncos pin San Diego State deep.

Although he averaged just 39.1 yards per punt, Skillin pinned the Aztecs inside the 20-yard line seven times, including one punt being downed at the 1-yard line in the second half. He also boomed a first-quarter punt 56 yards that was muffed

## SACKS FOR HUNGER



Boise State has once again teamed up with Albertsons and the Idaho Foodbank to tackle hunger in the Treasure Valley.

For every sack by a member of the Boise State football team, Albertsons will donate \$500 to the Idaho Foodbank.

For every \$1 received, the Idaho Foodbank can provide five meals. Thus, every sack is worth the equivalent of 2,500 meals.

The Broncos' game-by-game sack totals, how much money has been raised and how many meals that equates to can be found below:

@ Troy	5
CONNECTICUT	1
@ Oklahoma State	3
@ Wyoming	5
SAN DIEGO STATE	4
@ Nevada	1
COLORADO STATE	3
@ Air Force	2
BYU	7
FRESNO STATE	3
@ New Mexico	
UTAH STATE	

TOTAL SACKS: 34  
 TOTAL DONATION: \$17,000  
 TOTAL MEALS: 85,000

## GAME NOTES

by the Aztec return man and recovered by Riley Whimpey at the Aztec 4, setting up Boise State's first touchdown.

**VELAZQUEZ MAKES HIS PLACEKICKING DEBUT:** Oct. 6's game against San Diego State marked the placekicking debut of redshirt sophomore Joel Velazquez, who went 1-for-2 on PAT attempts. Prior to Saturday, Velazquez had been Boise State's full-time kickoff specialists, in addition to sharing punting duties with Quinn Skillin.

**PAT STREAK SNAPPED:** Joel Velazquez' missed PAT in the fourth quarter of Oct. 6's 19-13 loss to San Diego was Boise State's first since Tyler Rausa missed one at San Jose State on Nov. 27, 2015. The miss ended a streak of 157-straight converted PATs for the Broncos.

**BLOCK THAT PUNT!:** A game after surrendering two blocked punts, Boise State's special teams turned things around Sept. 29 at Wyoming by blocking a punt, and forcing a muffed snap on a second.

Jalen Walker's pressure helped force a muffed snap in the first quarter, as Wyoming punter Tim Zaleski dropped the ball as he prepared to punt. Walker ended up recovering the fumble to set up the Broncos at the Cowboy 24. In the second quarter, John Hightower broke through and blocked Zaleski's punt, which was recovered just past the line of scrimmage by Skyler Seibold at the Cowboy 43. That play set up a Haden Hoggarth field goal that put the Broncos up 24-0.



## QB BRETT RYPIEN

**#RYPITGOOD:** Quarterback Brett Rypien continues to cement himself among the top quarterbacks in Mountain West history this season, a year after earning his third-career All-Mountain West honor, being named to the second team.

Rypien has been putting up video game numbers in 2018, ranking in the national top 20 in completions per game (24.6, seventh), passing yards (3,048, seventh), completion percentage (68.9, ninth), passing yards per game (304.2, 10th), passing touchdowns (25, eighth), passing efficiency (159.8, 16th).

Rypien is currently the FBS' active career leader in passing yardage at 12,924, and on Nov. 9 against Fresno State became the Mountain West's all-time leader (passing San Diego State's Ryan Lindley, who has 12,690), as well as in completions (also passing Lindley, who had 961).

Rypien also ranks second all-time in the Mountain West in passing attempts.

With his performance Oct. 19 against Colorado State, Rypien eclipsed the 12,000 career passing yards mark, becoming just the second Boise State quarterback (along with Kellen Moore) and second Mountain West quarterback to do so.

Oct. 27 at Air Force, Rypien threw for 399 yards, posting his 20th-career 300-yard passing performance, to become the Mountain West's co-leader with BYU's Max Hall (20; 2007-09). The Spokane, Wash., native also threw five touchdowns against the Falcons, tying his career high.

### MOVING UP IN THE RECORD BOOKS:

Rypien has continued his march up the Boise State record books, surpassing Kellen Moore (2008-11)'s record of 16-career 300-yard passing games on Sept. 15 (Rypien is now at 20), and sitting second all-time at in passing yards, completions, and attempts. Sept. 1 at Troy, Rypien passed Tony Hilde (1993-96) into second place in career attempts, currently sitting at 1,499, while remaining in second in passing yards (12,655) and completions (957). He trails Moore in all three categories.

## BRETT RYPIEN'S CAREER NUMBERS

### ACTIVE CAREER LEADERS NCAA

#### Pass Attempts

1. Clayton Thorson, Northwestern	1,584
2. <b>Brett Rypien, Boise State</b>	<b>1,529</b>
3. Brent Stockstill, Middle Tennessee	1,466
4. Drew Lock, Missouri	1,460
5. Jake Browning, Washington	1,359

#### Pass Completions

1. <b>Brett Rypien, Boise State</b>	<b>981</b>
2. Brent Stockstill, Middle Tennessee	949
3. Clayton Thorson, Northwestern	916
4. Jake Browning, Washington	874
5. Ryan Finley, NC State	846

#### Passing Yards

1. <b>Brett Rypien, Boise State</b>	<b>12,924</b>
2. Jake Browning, Washington	11,347
3. Drew Lock, Missouri	11,342
4. Brent Stockstill, Middle Tenn	11,249
5. Ryan Finley, NC State	10,083

#### Passing TDs

1. Brent Stockstill, Middle Tennessee	98
2. Drew Lock, Missouri	92
3. Jake Browning, Washington	91
4. <b>Brett Rypien, Boise State</b>	<b>85</b>
5. Justice Hansen, Arkansas State	78

### MOUNTAIN WEST CAREER RECORDS

#### Wins By A Starting QB

1. Andy Dalton, TCU (2007-10)	42
2. <b>Brett Rypien, Boise State (2015-)</b>	<b>35</b>
3. Max Hall, BYU (2007-09)	32
4. Tim Jefferson, Air Force (2008-11)	28
5. Brian Johnson, Utah (2005-08)	26

#### 300-Yard Passing Games

T1. Max Hall, BYU (2007-09)	20
<b>T1. Brett Rypien, Boise State (2015-)</b>	<b>20</b>
3. John Beck, BYU (2003-06)	17
4. Derek Carr, Fresno State (2012-13)	16
5. Casey Bramlet, Wyoming (2000-03)	15

#### Attempts

1. Ryan Lindley, SDSU (2008-11)	1,732
2. <b>Brett Rypien, Boise State (2015-)</b>	<b>1,529</b>
3. John Beck, BYU (2003-06)	1,418
4. Max Hall, BYU (2007-09)	1,382
5. Casey Bramlet, UW (2000-03)	1,378

#### Completions

1. <b>Brett Rypien, Boise State (2015-)</b>	<b>981</b>
2. Ryan Lindley, SDSU (2008-11)	961
3. Max Hall, BYU (2007-09)	903
4. John Beck, BYU (2003-06)	885
5. Andy Dalton, TCU (2007-10)	812

#### Passing Yards

1. <b>Brett Rypien, Boise State (2015-)</b>	<b>12,924</b>
2. Ryan Lindley, SDSU (2008-11)	12,690
3. Max Hall, BYU (2007-09)	11,365
4. John Beck, BYU (2003-06)	11,021
5. Andy Dalton, TCU (2007-10)	10,314

#### Passing TDs

1. Max Hall, BYU (2007-09)	94
2. Ryan Lindley, SDSU (2008-11)	90
3. Derek Carr, Fresno State (2012-13)	87
4. <b>Brett Rypien, Boise State (2015-)</b>	<b>85</b>
5. John Beck, BYU (2003-06)	79

...

**HIGH POWERED ATTACK:** In Brett Rypien's 46 starts, Boise State has scored 1,648 points, an average of 35.8 per game. The statistics ranks fifth nationally amongst quarterbacks, behind UCF's McKenzie Milton (40.7), Oregon's Justin Herbert (39.1), West Virginia's Will Grier (38.6) and Penn State's Trace McSorley (38.3).





## WATCH LISTS

The following nine Bronco football players were named to national watch lists entering the 2018 season:

### **TE John Bates**

John Mackey Award

### **CB Tyler Horton**

Bednarik Award  
Jim Thorpe Award  
Bronko Nagurski Trophy

### **NT Sonatane Lui**

Polynesian Player of the Year Award

### **MLB Tyson Maeva**

Polynesian Player of the Year Award

### **RB Alexander Mattison**

Doak Walker Award

### **DT David Moa**

Bronko Nagurski Trophy  
Outland Trophy  
Polynesian Player of the Year Award

### **S Kekoa Nawahine**

Jim Thorpe Award  
Lott IMPACT Award  
Polynesian Player of the Year Award

### **QB Brett Rypien**

Maxwell Award  
Walter Camp Award  
Davey O'Brien Award  
Wuerffel Trophy  
Unitas Golden Arm Award  
Manning Award

### **CB/KR/PR Avery Williams**

Paul Hornung Award

## ALBERTSONS STADIUM / THE BLUE



Albertsons Stadium - and Lyle Smith Field - is the home of Boise State football and the annual Famous Idaho Potato Bowl.

Smith, who passed away in July of 2017 at the age of 101, is the undisputed father of Bronco football, who from 1946-67 built one of the top junior college programs in the country. When he retired from his head coaching position to become the athletic director, Smith had a record of 156-25-6 (.850).

Completed during the summer of 1970 at a cost of \$2.2 million, what was originally known as Bronco Stadium had a seating capacity of 14,500. Since that time the stadium has expanded four times to its current capacity of 36,387.

Boise State established a first in 1986 by installing the first blue AstroTurf in the country. The second blue AstroTurf field was installed in 1995, with the third going in prior to the 2002 season. The first Blue FieldTurf surface was installed in 2008. A second Blue FieldTurf field was installed prior to the 2010 season, making a total of five different blue fields at the stadium.

Boise State's was the first collegiate stadium to have the entire field produced in a special color.

Since 1986, Boise State is a combined 181-38 on The Blue, a winning percentage of .827. And since 2000, Boise State has gone 112-8 at home (.933), the highest winning percentage in the country during that time.

Overall, since the construction of Albertsons Stadium in 1970, Boise State is 264-55 (.828), the second-highest winning percentage of any stadium in the country built before 1980. Only Alabama's Bryant-Denny Stadium (264-53-3; .830), built in 1929, has a higher winning percentage for its tenant among stadiums built before 1980.

## UNIFORMS



Boise State unveiled a new look for the 2017 season, the first time the Broncos had overhauled their Nike uniforms since 2011.

Included in the new slate are blue, orange and white, and the jerseys feature new stripes on the sleeves and “Blue Collar” on the inside of the neck.

The uniforms are from the Nike Vapor Untouchable line, with stretch woven material, a seamless front and shoulders and laser perforation fabric instead of mesh. The uniforms combine materials and science designed for speed and comfort for the players, based on four core principles – fit, durability, weight and core body temperature.

A look at the Broncos’ 2018 combinations for each game can be found below:

### OPP

@ Troy  
 CONNECTICUT  
 @ Oklahoma State  
 @ Wyoming \*  
 SAN DIEGO STATE \*  
 @ Nevada \*  
 COLORADO STATE \*  
 @ Air Force \*  
 BYU  
 FRESNO STATE \*  
 @ New Mexico \*  
 UTAH STATE \*

### HELMET/JERSEY/PANTS

White / White / White  
 Blue / Blue / Blue  
 Blue / White / Blue  
 White / White / Orange  
 Blue / Blue / White  
 White / White / White  
 Orange / Orange / Orange  
 Blue / White / Orange  
 Blue / Blue / Blue  
 Blue / Blue / Blue



## THE FILE

## HEAD COACH BRYAN HARSIN



Bryan Harsin, a former Boise State quarterback, assistant coach and offensive coordinator, is entering his fifth season as the head coach at his alma mater. Harsin boasts a record of 42-12 at Boise State, an average of more than 10 wins per season. Overall, he is 49-17 as a head coach – including one season at Arkansas State – and has led his programs to bowl games in each season as a head coach.

In his debut season Harsin led his alma mater back to where it rose to national prominence. Boise State went 12-2 in 2014, winning its first outright Mountain West Championship and capping the campaign with a 38-30 victory over Arizona in the 2014 VIZIO Fiesta Bowl.

The victory in the Fiesta Bowl was the third such win for the Broncos in the previous nine seasons. Harsin, serving as offensive coordinator in the first two Fiesta Bowl victories, has been a part of each of the school's three appearances in the game.

The team's victory in the 2014 Sports Authority Mountain West Football Championship marked Boise State's first outright league title since joining the conference in 2011, and the first overall since 2009. The only alumnus to lead the Broncos as head coach in the history of Boise State, Harsin has now won a conference championship as a student-athlete, assistant coach and head coach.

### BRYAN HARSIN FILE

#### Coaching Experience

<b>Boise State</b>	Head Coach . . . . .	2014-Present
<b>Arkansas State</b>	Head Coach . . . . .	2013
<b>Texas</b>	Co-OC/QBs . . . . .	2011-12
<b>Boise State</b>	OC/QBs . . . . .	2006-10
	Tight Ends . . . . .	2002-05
	Offensive GA . . . . .	2001
<b>Eastern Oregon</b>	RBs/WRs . . . . .	2000

#### Coaching Record

SCHOOL	YEAR	RECORD
Arkansas State	2013	7-5
Boise State	2014	12-2
Boise State	2015	9-4
Boise State	2016	10-3
Boise State	2017	11-3
Boise State	2018	8-2
<b>OVERALL</b>		<b>57-19</b>

#### Bowl Experience

Humanitarian Bowl . . . . .	2002
Fort Worth Bowl . . . . .	2003
Liberty Bowl . . . . .	2004
MPC Computers Bowl . . . . .	2005
Fiesta Bowl (2007) . . . . .	2006
Hawai'i Bowl . . . . .	2007
Poinsettia Bowl . . . . .	2008
Fiesta Bowl (2010) . . . . .	2009
Maaco Bowl Las Vegas . . . . .	2010
Holiday Bowl . . . . .	2011
Alamo Bowl . . . . .	2012
GoDaddy.com Bowl . . . . .	2013
Fiesta Bowl . . . . .	2014
Poinsettia Bowl . . . . .	2015
Cactus Bowl . . . . .	2016
Las Vegas Bowl . . . . .	2017

Boise State captured another MW title in 2017, Harsin's second in four seasons, capping the championship year with a 38-28 victory over Oregon in the Las Vegas Bowl. The Broncos concluded the year at 11-3 overall and ranked No. 22 in both the Associated Press and Coaches Polls.

The Broncos have been ranked in the top 25 in each of Harsin's four seasons, climbing as high as No. 13 in each poll in 2016, Boise State's highest ranking since finishing eighth and sixth in the AP and Coaches Polls, respectively, in 2011.

In 2015, the Broncos went 9-4, climbing as high as No. 20 in both the AP and Coaches Polls. Boise State capped the 2015 campaign with a 55-7 victory over Northern Illinois in the San Diego County Credit Union Poinsettia Bowl, the fifth-largest margin of victory in the history of bowl games. In 2016, Harsin guided the Broncos to a 10-3 record and an appearance in the Motel 6 Cactus Bowl.

The Broncos' four-consecutive bowl appearances under Harsin runs the school's streak to 16, tied for the nation's sixth-longest streak.

For his efforts in 2014, Harsin was named a finalist for the Paul "Bear Bryant" National Coach of the Year Award, the Eddie Robinson National Coach of the Year Award and the Dodd Trophy, given annually by the Bobby Dodd National Coach of the Year Foundation. He was also named the nation's top first-year head coach by the Football Writers Association of America. Harsin was a candidate for the Dodd Trophy in each of his first three seasons at Boise State, and in 2016 Harsin was once again named to the watch list for the Bryant Award.

Harsin was named head coach, Dec. 11, 2013. A graduate of Capital High School in Boise, he played quarterback for the Broncos from 1995-99. Following his graduation from Boise State with a degree in business management, Harsin coached running backs and receivers at Eastern Oregon in 2000.

The former Bronco letterwinner began his coaching career at Boise State as a graduate assistant in 2001, before taking over the tight ends as a full-time assistant coach from 2002-05. When Chris Petersen was hired as head coach in 2006, Harsin assumed the role of offensive coordinator and quarterbacks coach. Harsin was Petersen's offensive coordinator for five of his eight seasons as head coach (2006-10), and was named a finalist for the 2009 Broyles Award, awarded annually to the nation's top assistant coach. Boise State went 61-5 during his tenure as offensive coordinator.

With Harsin on staff, Boise State has won 10 conference championships.

Harsin and his wife Kes have two daughters, Devyn Lynn and Dayn Mykena, and a son, Davis.



## ONCE A BRONCO...

Including the 2018 season, the Boise State coaching staff boasts a combined 108 years of previous experience - more than a century - with the Broncos, including 40 years in the program as student-athletes and 68 years as assistants.

The staff - including graduate assistants and strength coaches - also features eight alumni (Harsin, Avalos, Franklin, Marks, Kamper, Marshall, Schouman and Pitman). A complete breakdown can be found below:

<b>COACH</b>	<b>YRS/S-A</b>	<b>YRS/C</b>
B. Harsin	5	15
A. Avalos	5	7
B. Bedell	--	2
S. Danielson	--	2
G. Franklin	5	3
Z. Hill	--	3
C. Kauha'aha'a	--	1
E. Kiesau	--	2
L. Marks	5	4
J. Popovich	--	1
K. Riddle	--	10

### GRADUATE ASSISTANTS

M. Dahlen	--	1
D. Kamper	5	1
K. Marshall	5	1
D. Schouman	5	2

### STRENGTH/CONDITIONING

Jeff Pitman	5	13
-------------	---	----

**TOTAL                    40                    68**

Additionally, three members of the staff are currently coaching the position in which they played during their collegiate careers, including Andy Avalos (linebackers), Gabe Franklin (safeties) and Lee Marks (running backs).

## ASSISTANT COACHES



**KENT RIDDLE**

ASSOC HC /  
TEs /  
SPECIAL  
TEAMS



**GABE FRANKLIN**

SAFETIES



**ANDY AVALOS**

DC / LBs



**CHAD KAUHA'AHA'A**

DL



**ZAK HILL**

OC / QBs



**ERIC KIESAU**

WRs



**BRAD BEDELL**

OL




**LEE MARKS**

RBs



**SPENCER DANIELSON**

STUDs



**JEFF POPOVICH**

CBs

## GAMES AGAINST THE AUTONOMOUS FIVE

The Broncos are 15-9 against schools from conferences that comprise the Autonomous Five since the start of the 2006 season.

Since notching its first such victory, a 34-16 win over Iowa State in the 2002 Humanitarian Bowl, the Broncos have gone 17-13. Boise State is 17-25 all-time in such games.

SEASON	OPPONENT	LOC	W/L	SCORE
1986	Oregon State	A	L	3-34
1989	Oregon State	H	L	30-37
1996	Arizona State	A	L	7-56
1997	Wisconsin	A	L	24-28
1997	Washington State	A	L	0-58
1998	Washington State	H	L	21-33
1999	UCLA	A	L	7-38
2000	Arkansas	A	L	31-38
2000	Washington State	A	L	35-42
2001	South Carolina	A	L	13-32
2001	Washington State	H	L	20-41
2002	Arkansas	A	L	14-41
2002	Iowa State	H	W	34-16
2003	Oregon State	A	L	24-26
2004	Oregon State	H	W	53-34
2005	Georgia	A	L	13-48
2005	Oregon State	A	L	27-30
2005	Boston College	H	L	21-27
2006	Oregon State	H	W	42-14
2006 (07)	Oklahoma	N	W	43-42 (OT)
2007	Washington	A	L	10-24
2008	Oregon	A	W	37-32
2009	Oregon	H	W	19-8
2010	Virginia Tech	N	W	33-30
2010	Oregon State	H	W	37-24
2011	Georgia	N	W	35-21
2011	Arizona State	N	W	56-24
2012	Michigan State	A	L	13-17
2012	Washington	N	W	28-26
2013	Washington	A	L	6-38
2013	Oregon State	N	L	23-38
2014	Ole Miss	N	L	13-35
2014	Arizona	N	W	38-30
2015	Washington	H	W	16-13
2015	Virginia	A	W	56-14
2016	Washington State	H	W	31-28
2016	Oregon State	A	W	38-24
2016	Baylor	N	L	12-31
2017	Washington State	A	L	44-47 (3OT)
2017	Virginia	H	L	23-42
2017	Oregon	N	W	38-28
2018	Oklahoma State	A	L	21-44

## AUTONOMOUS FIVE COMPARISON

**BOWL GAMES:** Boise State has appeared in a bowl game in each of the last 16 seasons, tied for the sixth-longest streak in the country. The nation's longest streaks can be found below:

1.	Florida State .....	36
2.	Virginia Tech .....	25
3.	Georgia .....	21
4.	Oklahoma.....	19
5.	LSU .....	18
<b>6.</b>	<b>Boise State .....</b>	<b>16</b>
	Wisconsin.....	16
8.	Alabama .....	14
9.	Clemson.....	13
10.	Oklahoma State.....	12

**NATIONAL RANKINGS:** Including 2018, the Broncos' 17-straight seasons appearing in the Associated Press Poll ranks tied for eighth nationally with USC. The nation's 10-longest streaks can be found below:

1.	Ohio State.....	51
2.	Florida State .....	42
3.	Georgia .....	22
	Wisconsin.....	22
5.	Oregon.....	21
6.	Oklahoma.....	20
7.	LSU .....	19
<b>8.</b>	<b>Boise State .....</b>	<b>17</b>
	USC.....	17
10.	TCU.....	14

**DRAFT PICKS:** Boise State has produced 28 NFL Draft selections over the last 12 years, a total that is higher than more than 40 percent of the Autonomous Five. The Broncos' total selections are more than 26 schools in the the ACC (6), Big 10 (7), Big 12 (5), Pac-12 (4) and SEC (4).



## NATIONAL STATISTICAL COMPARISON

STATISTIC	BOISE STATE	MW	FBS	NEW MEXICO	MW	FBS
Rushing Offense	152.7	8	84	163.0	6	73
Passing Offense (YPG)	313.9	1	13	199.0	8	93
Total Offense	466.6	2	19	362.0	9	105
Scoring Offense	36.6	3	23	30.2	7	58
Rushing Defense	125.9	4	27	201.1	9	98
Pass Efficiency Defense	144.26	7	97	148.41	8	109
Total Defense	365.2	6	46	482.0	11	119
Scoring Defense	23.0	4	41	35.8	8	110
Net Punting	31.91	12	129	38.82	4	41
Punt Returns	10.44	4	48	13.67	1	21
Kickoff Returns	21.91	3	43	15.76	12	126
Turnover Margin	0.50	3	26	-0.10	5	74
Pass Defense (YPG)	239.3	6	60	280.9	12	121
Passing Efficiency	159.05	2	16	135.59	6	63
Sacks	3.40	1	6	2.00	5	70
Tackles for Loss	6.5	3	51	5.4	8	84
Sacks Allowed	2.40	7	79	2.10	6	60
3rd Down Conv. Off %	.564	1	2	.399	5	63
3rd Down Conv. Def %	.310	1	13	.432	11	105
Red Zone Offense %	.829	10	75	.838	9	71
Red Zone Defense %	.839	4	76	.915	12	119

### BOISE STATE INDIVIDUAL

CATEGORY	INDIVIDUAL	STAT	CONF	NATL
RUSH YDS	A. Mattison	87.0	3	41
PASS EFF	B. Rypien	159.8	3	16
TOTAL OFF	B. Rypien	305.6	2	13
REC	S. Modster	5.0	7	68
	A.J. Richardson	4.4	10	95
REC YDS	S. Modster	72.3	5	56
	A.J. Richardson	71.9	6	58
INTs	A. Williams	0.2	9	115
PUNTING	--			
PUNT RET	A. Williams	10.6	2	21
KO RET	--			
FGs	H. Hoggarth	0.89	9	84
SCORING	H. Hoggarth	7.9	4	41
	A. Mattison	7.2	6	60
PTS RESP FOR	B. Rypien	15.0	4	22
ALL-PURPOSE	A. Mattison	107.80	4	59
SACKS	C. Weaver	0.85	1	16
	J. Frazier	0.55	6	68
TACKLES	R. Whimpey	6.1	26	248
TFLs	C. Weaver	1.3	1	29

### NEW MEXICO INDIVIDUAL

CATEGORY	INDIVIDUAL	STAT	CONF	NATL
RUSH YDS	T. Owens	62.8	7	108
PASS EFF	S. Jones	131.3	7	74
TOTAL OFF	S. Jones	169.9	8	95
REC	--			
REC YDS	--			
INTs	E. Tohi	0.3	6	76
	M. Hayes	0.2	7	82
PUNTING	T. Dyer	44.7	2	15
PUNT RET	M. Hayes	14.8	1	3
KO RET	E. Lilly	17.6	4	70
FGs	A. Shelley	0.60	10	109
SCORING	--			
PTS RESP FOR	S. Jones	8.9	12	106
ALL-PURPOSE	--			
SACKS	R. Epting	0.55	6	68
TACKLES	E. Tohi	7.1	15	127
TFLs	--			

# STARTERS/PARTICIPATION

## STARTING LINEUPS: OFFENSE

DATE	OPPONENT	LT	LG	C	RG	RT	TE	WR	WR	WR/TE/RB	QB	RB
9/1	@ TROY	Cleveland	Molchon	Larson	Quevedo	Preciado	Blakley	Shakir	Thomas	Modster	Rypien	Mattison
9/8	UCONN	Cleveland	Molchon	Larson	Quevedo	Preciado	Blakley	Hightower	Butler	Bates	Rypien	Mattison
9/15	@ Oklahoma St	Cleveland	Molchon	Larson	Quevedo	Preciado	Collingham	Hightower	Butler	Richardson	Rypien	Mattison
9/29	@ Wyoming *	Cleveland	Molchon	Larson	Quevedo	Preciado	Blakley	Thomas	Modster	Richardson	Rypien	Mattison
10/6	SDSU *	Cleveland	Molchon	Larson	Quevedo	Preciado	Blakley	Richardson	Modster	Bates	Rypien	Mattison
10/13	@ Nevada *	Cleveland	Molchon	Larson	Quevedo	Preciado	Pistone	Hightower	Evans	Bates	Rypien	Mattison
10/19	COLORADO ST *	Cleveland	Molchon	Larson	Harrington	Ojukwu	Blakley	Modster	Richardson	Bates	Rypien	Mattison
10/27	@ Air Force *	Cleveland	Molchon	Larson	Harrington	Ojukwu	Bates	Modster	Thomas	Hightower	Rypien	Mattison
11/3	BYU	Cleveland	Molchon	Larson	Harrington	Ojukwu	Bates	Modster	Richardson	Blakley	Rypien	Mattison
11/9	FRESNO ST *	Cleveland	Molchon	Larson	Quevedo	Ojukwu	Blakley	Modster	Richardson	Thomas	Rypien	Mattison
11/16	@ New Mexico *											
11/24	UTAH STATE *											

## STARTING LINEUPS: DEFENSE

Date	Opponent	DE	NT	DT	STUD	WLB	MLB	SLB/N	CB	BS	FS	CB
9/1	@ TROY	Miles	Lui	Locher	Frazier	Whimpey	Maeva	Kaniho	Horton	Nawahine	Pierce	A. Williams
9/8	UCONN	Miles	Lui	Hatada	Frazier	Whimpey	Wickersham	Kaniho	Horton	Nawahine	Pierce	A. Williams
9/15	@ Oklahoma St	Weaver	Lui	Hatada	Frazier	Whimpey	Maeva	Kaniho	Walker	Nawahine	Pierce	A. Williams
9/29	@ Wyoming *	Miles	Lui	Hatada	Weaver	Whimpey	Maeva	Kaniho	Walker	Nawahine	Pierce	A. Williams
10/6	SDSU *	Miles	Lui	Hatada	Weaver	Whimpey	Maeva	Kaniho	Horton	Nawahine	Jones	A. Williams
10/13	@ Nevada *	Miles	Lui	Hatada	Frazier	Whimpey	Maeva	Kaniho	Horton	Nawahine	Jones	A. Williams
10/19	COLORADO ST *	Miles	Fesili	Hatada	Frazier	Whimpey	Maeva	D. Williams	Horton	Nawahine	Jones	A. Williams
10/27	@ Air Force *	Miles	Fesili	Hatada	Frazier	Whimpey	Maeva	D. Williams	Horton	Nawahine	Jones	A. Williams
11/3	BYU	Weaver	Igiehon	Locher	Frazier	Whimpey	Maeva	D. Williams	Horton	Nawahine	Jones	A. Williams
11/9	FRESNO ST *	Miles	Lui	Hatada	Frazier	Noa	Maeva	D. Williams	Horton	Nawahine	Happle	A. Williams
11/16	@ New Mexico *											
11/24	UTAH STATE *											

## PARTICIPATION (GAMES PLAYED-STARTS)

<b>John Bates</b>	2017 14-2 2018 10-6 TOTAL 24-8	<b>Octavius Evans</b>	2017 14-1 2018 5-1 TOTAL 19-2	<b>Joseph Inda</b>	2017 4-0 2018 3-0 TOTAL 7-0	<b>Alexander Mattison</b>	2016 13-0 2017 14-9 2018 10-10 TOTAL 37-19	<b>Matt Pistone</b>	2016 6-1 2017 14-0 2018 9-1 TOTAL 29-2	<b>Paul Semons</b>	2015 1-0 2016 0-0 2017 2-0 2018 6-0 TOTAL 9-0	<b>Riley Whimpey</b>	2017 12-0 2018 9-9 TOTAL 21-9
<b>Chase Blakley</b>	2016 13-4 2017 2-2 2018 10-7 TOTAL 25-13	<b>Emmanuel Fesili</b>	2016 3-0 2017 13-1 2018 7-2 TOTAL 23-3	<b>Scale Igiehon</b>	2018 8-1 TOTAL 8-1	<b>Durrant Miles</b>	2015 10-0 2016 13-6 2017 14-14 2018 10-8 TOTAL 47-28	<b>Nicholai Pitman</b>	2016 1-0 2017 14-0 2018 10-0 TOTAL 25-0	<b>Jake Shaddox</b>	2017 6-0 2018 6-0 TOTAL 12-0	<b>Blake Whitlock</b>	2016 13-5 2017 0-0 2018 9-0 TOTAL 22-5
<b>Billy Bowns</b>	2018 2-0 TOTAL 2-0	<b>Jabril Frazier</b>	2015 11-0 2016 12-7 2017 14-8 2018 10-8 TOTAL 46-22	<b>Roman Kafentzis</b>	2018 6-0 TOTAL 6-0	<b>Chris Mitchell</b>	2018 2-0 TOTAL 2-0	<b>Andres Preciado</b>	2015 4-0 2016 1-0 2017 14-1 2018 10-6 TOTAL 29-7	<b>Khalil Shakir</b>	2018 10-1 TOTAL 10-1	<b>Sam Whitney</b>	2016 5-0 2017 7-5 2018 8-0 TOTAL 20-5
<b>Jermari Brown</b>	2018 1-0 TOTAL 1-0	<b>Jordan Happle</b>	2017 14-0 2018 5-1 TOTAL 19-1	<b>Kekaula Kaniho</b>	2017 14-5 2018 10-5 TOTAL 24-10	<b>David Moea</b>	2015 6-0 2016 13-13 2017 13-11 2018 1-0 TOTAL 33-24	<b>Joe Provenzano</b>	2016 2-0 2017 5-0 2018 10-0 TOTAL 17-0	<b>Quinn Skillin</b>	2017 14-0 2018 10-0 TOTAL 24-0	<b>Benton Wickersham</b>	2017 14-1 2018 10-1 TOTAL 24-2
<b>Akilian Butler</b>	2015 10-0 2016 10-0 2017 2-0 2018 10-2 TOTAL 32-2	<b>Donte Harrington</b>	2017 8-0 2018 4-3 TOTAL 12-3	<b>Garrett Larson</b>	2016 6-0 2017 14-7 2018 10-10 TOTAL 30-17	<b>Sean Modster</b>	2015 8-0 2016 11-0 2017 14-3 2018 10-7 TOTAL 43-10	<b>Nick Provenzano</b>	2018 1-0 TOTAL 1-0	<b>Jake Stetz</b>	2018 10-0 TOTAL 10-0	<b>Avery Williams</b>	2017 14-10 2018 10-10 TOTAL 24-20
<b>Daniel Cantrell</b>	2018 10-0 TOTAL 10-0	<b>Chase Hatada</b>	2016 9-0 2017 13-0 2018 9-8 TOTAL 31-8	<b>Robert Lewis</b>	2017 1-0 2018 8-0 TOTAL 9-0	<b>John Molchon</b>	2016 7-3 2017 14-13 2018 10-10 TOTAL 31-26	<b>Eric Quevedo</b>	2016 0-0 2017 12-11 2018 7-7 TOTAL 19-18	<b>CT Thomas</b>	2017 14-0 2018 10-4 TOTAL 24-4	<b>Desmond Williams</b>	2017 13-1 2018 10-5 TOTAL 23-6
<b>Ezra Cleveland</b>	2017 14-14 2018 10-10 TOTAL 24-24	<b>Will Heffner</b>	2016 3-0 2017 6-2 2018 7-0 TOTAL 16-2	<b>Matt Locher</b>	2016 2-0 2017 14-0 2018 10-2 TOTAL 26-2	<b>Isaiah Moore</b>	2018 3-0 TOTAL 3-0	<b>Joe Provenzano</b>	2016 2-0 2017 5-0 2018 10-0 TOTAL 17-0	<b>Quinn Skillin</b>	2017 14-0 2018 10-0 TOTAL 24-0	<b>Desmond Williams</b>	2017 13-1 2018 10-5 TOTAL 23-6
<b>Damon Cole</b>	2018 1-0 TOTAL 1-0	<b>Jaylon Henderson</b>	2018 2-0 TOTAL 2-0	<b>Robert Lewis</b>	2017 1-0 2018 8-0 TOTAL 9-0	<b>Kekoa Nawahine</b>	2016 13-1 2017 14-14 2018 10-10 TOTAL 37-25	<b>Eric Quevedo</b>	2016 0-0 2017 12-11 2018 7-7 TOTAL 19-18	<b>Quinn Skillin</b>	2017 14-0 2018 10-0 TOTAL 24-0	<b>Desmond Williams</b>	2017 13-1 2018 10-5 TOTAL 23-6
<b>Garrett Collingham</b>	2016 13-0 2017 9-0 2018 9-1 TOTAL 31-1	<b>John Hightower</b>	2018 9-4 TOTAL 9-4	<b>Matt Locher</b>	2016 2-0 2017 14-0 2018 10-2 TOTAL 26-2	<b>Kekoa Nawahine</b>	2016 13-1 2017 14-14 2018 10-10 TOTAL 37-25	<b>Eric Quevedo</b>	2016 0-0 2017 12-11 2018 7-7 TOTAL 19-18	<b>Quinn Skillin</b>	2017 14-0 2018 10-0 TOTAL 24-0	<b>Desmond Williams</b>	2017 13-1 2018 10-5 TOTAL 23-6
<b>Chase Cord</b>	2018 4-0 TOTAL 4-0	<b>Haden Hoggarth</b>	2017 14-0 2018 9-0 TOTAL 23-0	<b>Matt Locher</b>	2016 2-0 2017 14-0 2018 10-2 TOTAL 26-2	<b>Kekoa Nawahine</b>	2016 13-1 2017 14-14 2018 10-10 TOTAL 37-25	<b>Eric Quevedo</b>	2016 0-0 2017 12-11 2018 7-7 TOTAL 19-18	<b>Quinn Skillin</b>	2017 14-0 2018 10-0 TOTAL 24-0	<b>Desmond Williams</b>	2017 13-1 2018 10-5 TOTAL 23-6
<b>Nick Crabtree</b>	2017 4-0 2018 2-0 TOTAL 6-0	<b>Kekaniokoa Holomalia-Gonzalez</b>	2018 1-0 TOTAL 1-0	<b>Matt Locher</b>	2016 2-0 2017 14-0 2018 10-2 TOTAL 26-2	<b>Kekoa Nawahine</b>	2016 13-1 2017 14-14 2018 10-10 TOTAL 37-25	<b>Eric Quevedo</b>	2016 0-0 2017 12-11 2018 7-7 TOTAL 19-18	<b>Quinn Skillin</b>	2017 14-0 2018 10-0 TOTAL 24-0	<b>Desmond Williams</b>	2017 13-1 2018 10-5 TOTAL 23-6
<b>Bruno DeRose</b>	2017 14-0 2018 10-0 TOTAL 24-0	<b>Tyler Horton</b>	2015 12-2 2016 13-13 2017 13-13 2018 8-8 TOTAL 46-36	<b>Robert Mahone</b>	2017 13-2 2018 9-9 TOTAL 22-2	<b>John Ojukwu</b>	2018 9-4 TOTAL 9-4	<b>DeAndre Pierce</b>	2016 12-1 2017 14-14 2018 4-4 TOTAL 30-19	<b>Skyler Seibold</b>	2015 13-0 2016 5-0 2017 14-0 2018 10-0 TOTAL 42-0	<b>Curtis Weaver</b>	2017 14-2 2018 10-4 TOTAL 24-6

## GAMES PLAYED WHEN RANKED (105-18)

SEASON	OPPONENT	COACH	AP	W/L	SCORE	SEASON	OPPONENT	USAT	AP	CFP	W/L	SCORE
2002	Louisiana Tech	22	--	W	36-10	2010	Virginia Tech	5	3		W	33-30
2002	Nevada	21	23	W	44-7	2010	Wyoming	3	3		W	51-6
2002	Iowa State	15	18	W	34-16	2010	Oregon State	3	3		W	37-24
<b>Final Ranking</b>		<b>12</b>	<b>15</b>			2010	New Mexico St.	3	3		W	59-0
2003	UTEP	23	24	W	51-21	2010	Toledo	4	4		W	57-14
2003	Fresno State	20	20	W	31-17	2010	San Jose State	3	3		W	48-0
2003	Nevada	18	18	W	56-3	2010	Louisiana Tech	2	2		W	49-20
2003	Hawaii	17	18	W	45-28	2010	Hawai'i	3	2		W	42-7
2003	TCU	16	18	W	34-31	2010	Idaho	4	4		W	52-14
<b>Final Ranking</b>		<b>15</b>	<b>16</b>			2010	Fresno State	3	3		W	51-0
2004	UTEP	23	23	W	47-31	2010	Nevada	3	3		L	31-34 OT
2004	BYU	21	21	W	28-27	2010	Utah State	10	9		W	50-14
2004	SMU	21	23	W	38-20	2010	Utah	10	10		W	26-3
2004	Tulsa	18	21	W	45-42	<b>Final Ranking</b>		<b>7</b>	<b>9</b>			
2004	Fresno State	16	19	W	33-16	2011	Georgia	7	5		W	35-21
2004	Hawaii	15	18	W	69-3	2011	Toledo	4	4		W	40-15
2004	San Jose State	13	14	W	56-49	2011	Tulsa	4	4		W	41-21
2004	Louisiana Tech	12	13	W	55-14	2011	Nevada	5	4		W	30-10
2004	Nevada	10	10	W	58-21	2011	Fresno State	6	5		W	57-7
2004	Louisville	10	10	L	40-44	2011	Colorado State	6	5		W	63-13
<b>Final Ranking</b>		<b>13</b>	<b>12</b>			2011	Air Force	7	5		W	37-26
2005	Georgia	19	18	L	13-48	2011	UNLV	5	5		W	48-21
<b>Final Ranking</b>		<b>-</b>	<b>-</b>			2011	TCU	5	5		L	35-36
2006	Hawaii	25	25	W	41-34	2011	San Diego State	11	10		W	52-35
2006	Utah	22	22	W	36-3	2011	Wyoming	8	7		W	36-14
2006	Louisiana Tech	21	20	W	55-14	2011	New Mexico	8	T9		W	45-0
2006	New Mexico St.	19	20	W	40-28	2011	Arizona State	6	8		W	56-24
2006	Idaho	17	18	W	42-26	<b>Final Ranking</b>		<b>6</b>	<b>8</b>			
2006	Fresno State	14	14	W	45-21	2012	Michigan State	22	24		L	13-17
2006	San Jose State	13	14	W	23-20	2012	BYU		24		W	7-6
2006	Utah State	13	13	W	49-10	2012	New Mexico		24		W	32-29
2006	Nevada	12	12	W	38-7	2012	Southern Miss	25			W	40-14
2006	Oklahoma	9	9	W	43-42 OT	2012	Fresno State	22	24		W	20-10
<b>Final Ranking</b>		<b>6</b>	<b>5</b>			2012	UNLV	22	24		W	32-7
2007	Weber State	23	24	W	56-7	2012	Wyoming	18	21		W	45-14
2007	Washington	20	22	L	10-24	2012	San Diego State	14	19		L	19-21
2007	San Jose State	22	21	W	42-7	2012	Hawai'i	24			W	49-14
2007	Utah State	19	19	W	52-0	2012	Colorado State	22			W	42-14
2007	Idaho	15	17	W	58-14	2012	Nevada	15	25		W	27-21
2007	Hawai'i	17	17	L	27-39	2012	Washington	15	20		W	28-26
2007	East Carolina	22	24	L	38-41	<b>Final Ranking</b>		<b>14</b>	<b>18</b>			
<b>Final Ranking</b>		<b>-</b>	<b>-</b>			2013	Washington	19	19		L	6-38
2008	Louisiana Tech	18	17	W	38-3	<b>Final Ranking</b>		<b>--</b>	<b>--</b>			
2008	Southern Miss	16	15	W	24-7	2014	Utah State	25	25	23	W	50-19
2008	Hawai'i	16	15	W	27-7	2014	Fresno State	22	22	22	W	28-14
2008	San Jose State	13	13	W	33-16	2014	Arizona	21	21	20	W	38-30
2008	New Mexico St.	11	11	W	49-0	<b>Final Ranking</b>		<b>16</b>	<b>16</b>			
2008	Utah State	10	9	W	49-14	2015	Washington	24	23		W	16-13
2008	Idaho	9	9	W	49-10	2015	BYU	22	20		L	24-35
2008	Nevada	9	9	W	41-34	2015	Colorado State	24	25		W	41-10
2008	Fresno State	9	9	W	61-10	2015	Utah State	20	21		L	26-52
2008	TCU	9	9	L	16-17	<b>Final Ranking</b>		<b>NR</b>	<b>NR</b>			
<b>Final Ranking</b>		<b>13</b>	<b>11</b>			2016	Utah State		24		W	21-10
2009	Oregon	16	14	W	19-8	2016	New Mexico	19	19		W	49-21
2009	Miami (OH)	11	12	W	48-0	2016	Colorado State	15	15		W	28-23
2009	Fresno State	10	10	W	51-34	2016	BYU	14	14		W	28-27
2009	Bowling Green	8	8	W	49-14	2016	Wyoming	13	13		L	28-30
2009	UC Davis	5	5	W	34-16	2016	San Jose State	24	24		W	45-31
2009	Tulsa	6	5	W	28-21	2016	Hawaii	24	24	22	W	52-16
2009	Hawai'i	5	6	W	54-9	2016	UNLV	23	22	20	W	42-25
2009	San Jose State	5	6	W	45-7	2016	Air Force	19	20	19	L	20-27
2009	Louisiana Tech	5	5	W	45-35	<b>Final Ranking</b>		<b>NR</b>	<b>NR</b>			
2009	Idaho	6	6	W	63-25	2017	Air Force			25	W	44-19
2009	Utah State	6	6	W	52-21	2017	Fresno State	24	25	23	L	17-28
2009	Nevada	6	6	W	44-33	2017	Oregon	25	25	25	W	38-28
2009	New Mexico St.	6	6	W	42-7	<b>Final Ranking</b>		<b>22</b>	<b>22</b>			
2009	TCU	6	6	W	17-10	2018	Troy	22	22		W	56-20
<b>Final Ranking</b>		<b>4</b>	<b>4</b>			2018	Connecticut	19	20		W	62-7
						2018	Oklahoma St	17	17		L	21-44
						2018	Wyoming	25			W	34-14
						2018	San Diego St	24			L	13-19
						2018	New Mexico	24	23			

## NON-SATURDAY GAMES

DATE	OPPONENT	DAY	W/L	SCORE	DATE	OPPONENT	DAY	W/L	SCORE
10/19/01	@ (8) Fresno State	FRI	W	35-30	09/16/11	@ Toledo	FRI	W	40-15
10/18/02	Fresno State	FRI	W	67-21	10/07/11	@ Fresno State	FRI	W	57-7
12/31/02	vs. Iowa State*	TUE	W	34-16	12/22/11	vs. Arizona State*	THUR	W	56-24
10/30/03	@ BYU	THUR	W	50-21	08/31/12	@ Michigan State	FRI	L	13-17
11/21/03	@ Fresno State	FRI	W	31-17	09/20/12	BYU	THUR	W	7-6
12/23/03	vs. (19) TCU*	TUE	W	34-31	09/13/13	Air Force	FRI	W	42-20
09/10/04	Oregon State	FRI	W	53-34	09/20/13	@ Fresno State	FRI	L	40-41
09/24/04	BYU	FRI	W	28-27	10/25/13	@ BYU	FRI	L	20-37
10/29/04	Hawaii	FRI	W	69-3	12/24/13	vs. Oregon State *	TUE	L	23-38
12/31/04	vs. Louisville*	FRI	L	40-44	08/28/14	vs. Ole Miss	THUR	L	13-35
09/21/05	Bowling Green	WED	W	48-20	10/17/14	Fresno State	FRI	W	37-27
11/10/05	@ Fresno State	THUR	L	7-27	10/24/14	BYU	FRI	W	55-30
12/28/05	vs. Boston College*	WED	L	21-27	12/31/14	Arizona *	WED	W	38-30
08/31/06	Sacramento State	THUR	W	45-0	09/04/15	Washington	FRI	W	16-13
09/07/06	Oregon State	THUR	W	42-14	09/18/15	Idaho State	FRI	W	52-0
10/15/06	@ New Mexico State	SUN	W	40-28	09/25/15	@ Virginia	FRI	W	56-14
11/01/06	Fresno State	WED	W	45-21	10/16/15	@ Utah State	FRI	L	26-52
01/01/07	vs. (7) Oklahoma*	MON	W	43-42 (OT)	11/20/15	Air Force	FRI	L	30-37
08/31/07	Weber State	FRI	W	56-7	11/27/15	@ San Jose State	FRI	W	40-23
09/27/07	Southern Miss	THUR	W	38-16	12/23/15	vs. Northern Illinois *	WED	W	55-7
10/07/07	New Mexico State	SUN	W	58-0	10/07/16	@ New Mexico	FRI	W	49-21
10/14/07	Nevada	SUN	W	69-67 (4 OT)	10/20/16	BYU	THUR	W	28-27
10/26/07	@ Fresno State	FRI	W	34-21	11/04/16	San Jose State	FRI	W	45-31
11/23/07	@ (13) Hawaii	FRI	L	27-39	11/18/16	UNLV	FRI	W	42-25
12/23/07	vs. East Carolina*	FRI	L	38-41	11/25/16	@ Air Force	FRI	L	20-27
10/01/08	Louisiana Tech	WED	W	38-3	12/27/16	vs. Baylor *	TUE	L	12-31
10/17/08	Hawaii	FRI	W	27-7	09/14/17	New Mexico	THUR	W	28-14
10/24/08	@ San Jose State	FRI	W	33-16	09/22/17	Virginia	FRI	L	23-42
11/28/08	Fresno State	FRI	W	61-10	10/06/17	BYU	FRI	W	24-7
12/23/08	vs. (11) TCU*	TUE	L	16-17	10/19/18	Colorado State	FRI	W	56-28
09/03/09	(16) Oregon	THUR	W	19-8	11/09/18	Fresno State	FRI	W	24-17
09/18/09	@ Fresno State	FRI	W	51-34	11/16/18	@ New Mexico	FRI		
10/14/09	@ Tulsa	WED	W	28-21					
11/06/09	@ Louisiana Tech	FRI	W	45-35					
11/20/09	@ Utah State	FRI	W	52-21					
11/27/09	Nevada	FRI	W	44-33					
01/04/10	(4) TCU*	MON	W	17-10					
09/06/10	vs. (10) Virginia Tech	MON	W	33-30					
09/26/10	Louisiana Tech	TUE	W	49-20					
11/12/10	@ Idaho	FRI	W	52-14					
11/19/10	Fresno State	FRI	W	51-0					
11/26/10	@ (19) Nevada	FRI	L	31-34 (OT)					
12/22/10	vs. (19) Utah*	WED	W	26-3					

\* Bowl Game

### Broken Down by Day of the Week:

DAY	REGULAR SEASON	BOWL
Monday	1-0	2-0
Tuesday	1-0	2-3
Wednesday	4-0	3-1
Thursday	8-2	1-0
Friday	32-9	0-2
Sunday	3-0	--
<b>TOTAL</b>	<b>49-11</b>	<b>8-6</b>

**ALL-TIME RECORD: 57-17**



## NATIONALLY TELEVISED GAMES (125-30)

DATE	OPPONENT	LOC	W/L	SCORE	TV	DATE	OPPONENT	LOC	W/L	SCORE	TV
12/30/99	Louisville	H	W	34-31	ESPN	09/06/10	Virginia Tech	N	W	33-30	ESPN
12/28/00	UTEP	H	W	38-23	ESPN	09/18/10	Wyoming	A	W	51-6	CBS CTV
10/19/01	Fresno State	A	W	35-30	ESPN	09/25/10	Oregon State	H	W	37-24	ABC
10/18/02	Fresno State	H	W	67-21	ESPN	10/26/10	Louisiana Tech	H	W	49-20	ESPN2
12/31/02	Iowa State	H	W	34-16	ESPN	11/06/10	Hawaii	H	W	42-7	ESPNU/3D
10/30/03	BYU	A	W	50-12	ESPN	11/12/10	Idaho	A	W	52-14	ESPN2/3D
11/02/03	Fresno State	A	W	31-17	ESPN2	11/19/10	Fresno State	H	W	51-0	ESPN2
12/06/03	Hawaii	A	W	45-28	ESPN2	11/26/10	Nevada	A	L	31-34 (OT)	ESPN
12/23/03	TCU	N	W	34-31	ESPN	12/22/10	Utah	N	W	26-3	ESPN
09/10/04	Oregon State	H	W	53-34	ESPN	09/03/11	Georgia	N	W	35-21	ESPN
09/24/04	BYU	H	W	28-27	ESPN	09/16/11	Toledo	A	W	40-15	ESPN
10/23/04	Fresno State	H	W	33-16	ESPN2	09/24/11	Tulsa	H	W	41-21	CBS SN
10/29/04	Hawaii	H	W	69-3	ESPN2	10/01/11	Nevada	H	W	30-10	VERSUS
11/13/04	San Jose State	A	W	56-49 (2OT)	ESPN2	10/07/11	Fresno State	A	W	57-7	ESPN
11/22/04	Nevada	A	W	58-21	ESPN	10/15/11	Colorado State	A	W	63-13	The Mtn.
12/31/04	Louisville	N	L	41-44	ESPN	10/22/11	Air Force	H	W	37-26	VERSUS
09/03/05	Georgia	A	L	13-48	ESPN	11/05/11	UNLV	A	W	48-21	CBS SN
09/21/05	Bowling Green	H	W	48-20	ESPN2	11/12/11	TCU	H	L	35-36	VERSUS
11/10/05	Fresno State	A	L	7-27	ESPN	11/19/11	San Diego State	A	W	52-35	CBS SN
12/28/05	Boston College	H	L	20-27	ESPN	11/26/11	Wyoming	H	W	36-14	The Mtn.
09/07/06	Oregon State	H	W	42-14	ESPN	12/03/11	New Mexico	H	W	45-0	The Mtn.
10/15/06	New Mexico St.	A	W	40-28	ESPN	12/22/11	Arizona State	N	W	56-24	ESPN
11/01/06	Fresno State	H	W	45-21	ESPN2	08/31/12	Michigan State	A	L	13-17	ESPN
11/25/06	Nevada	A	W	38-7	ESPN2	09/15/12	Miami (Ohio)	H	W	39-12	NBC SN
01/01/07	Oklahoma	N	W	43-42 (OT)	FOX	09/20/12	BYU	H	W	7-6	ESPN
09/27/07	Southern Miss	H	W	38-16	ESPN	10/13/12	Fresno State	H	W	20-10	NBC SN
10/07/07	New Mexico St.	H	W	58-0	ESPN	10/20/12	UNLV	H	W	32-7	NBC SN
10/14/07	Nevada	H	W	69-67 (4OT)	ESPN	10/27/12	Wyoming	A	W	45-14	CBS SN
10/26/07	Fresno State	A	W	34-21	ESPN2	11/03/12	San Diego State	H	L	19-21	CBS SN
11/23/07	Hawaii	A	L	27-39	ESPN2	11/10/12	Hawai'i	A	W	49-14	NBC SN
12/23/07	East Carolina	N	L	38-41	ESPN	11/17/12	Colorado State	H	W	42-14	NBC SN
10/01/08	Louisiana Tech	H	W	38-3	ESPN	12/01/12	Nevada	A	W	27-21	ABC
10/11/08	Southern Miss	A	W	24-7	CBS CTV	12/22/12	Washington	N	W	28-26	ESPN
10/17/08	Hawaii	H	W	27-7	ESPN	08/31/13	Washington	A	L	6-38	FS1
10/24/08	San Jose State	A	W	33-16	ESPN2	09/13/13	Air Force	H	W	42-20	ESPN
11/21/08	Nevada	A	W	41-34	ESPN2	09/20/13	Fresno State	A	L	40-41	ESPN
11/28/08	Fresno State	H	W	61-10	ESPN2	09/28/13	Southern Miss	H	W	60-7	ESPNU
12/23/08	TCU	N	L	16-17	ESPN	10/12/13	Utah State	A	W	34-23	CBS SN
09/03/09	Oregon	H	W	19-8	ESPN	10/19/13	Nevada	H	W	34-17	CBS SN
09/9/09	Fresno State	A	W	51-34	ESPN	10/25/13	BYU	A	L	20-37	ESPN
10/14/09	Tulsa	A	W	28-21	ESPN	11/02/13	Colorado State	A	W	42-30	CBS SN
11/06/09	Louisiana Tech	A	W	45-35	ESPN2	11/16/13	Wyoming	H	W	48-7	ESPN2
11/14/09	Idaho	H	W	63-25	ESPNU	11/23/13	San Diego State	A	L	31-34 (OT)	CBS SN
11/20/09	Utah State	A	W	52-21	ESPN2	11/30/13	New Mexico	H	W	45-17	ESPN2
11/27/09	Nevada	A	W	44-33	ESPN2	12/24/13	Oregon State	N	L	23-38	ESPN
01/04/10	TCU	N	W	17-10	FOX						

**CONTINUED ON NEXT PAGE**

## NATIONALLY TELEVISED GAMES (125-30)

DATE	OPPONENT	LOC	W/L	SCORE	TV	DATE	OPPONENT	LOC	W/L	SCORE	TV
08/28/14	Ole Miss	N	L	13-35	ESPN	09/01/18	Troy	A	W	56-20	ESPNEWS
09/06/14	Colorado State	H	W	37-24	ESPN2	09/08/18	Connecticut	H	W	62-7	ESPNU
09/13/14	Connecticut	A	W	38-21	ABC/ESPN2	09/15/18	Oklahoma St	A	L	21-44	ESPN
09/20/14	Louisiana	H	W	34-9	CBS SN	09/29/18	Wyoming	A	W	34-14	CBS SN
09/27/14	Air Force	A	L	14-28	CBS SN	10/06/18	San Diego St	H	L	13-19	ESPNU
10/04/14	Nevada	A	W	51-46	CBS SN	10/13/18	Nevada	A	W	31-27	CBS SN
10/17/14	Fresno State	H	W	37-27	ESPN	10/19/18	Colorado St	H	W	56-28	ESPN2
10/24/14	BYU	H	W	55-30	ESPN	10/27/18	Air Force	A	W	48-38	CBS SN
11/08/14	New Mexico	A	W	60-49	CBS SN	11/03/18	BYU	H	W	21-16	ESPN2
11/15/14	San Diego State	H	W	38-29	ESPNU	11/09/18	Fresno St	H	W	24-17	ESPN2
11/22/14	Wyoming	A	W	63-14	ESPN2	11/16/18	New Mexico	A			CBS SN
11/29/14	Utah State	H	W	50-19	ESPN2	11/24/18	Utah State	H			ESPN Net
12/06/14	Fresno State	H	W	28-14	CBS						
12/31/14	Arizona	N	W	38-30	ESPN						
09/04/15	Washington	H	W	16-13	ESPN						
09/12/15	BYU	A	L	24-35	ESPN2						
9/18/15	Idaho State	H	W	52-0	CBS SN						
9/25/15	Virginia	A	W	56-12	ESPN						
10/03/15	Hawai'i	H	W	55-0	ESPN2						
10/10/15	Colorado State	A	W	41-10	CBS SN						
10/16/15	Utah State	A	L	26-52	CBS SN						
10/24/15	Wyoming	H	W	34-14	ESPN2						
10/31/15	UNLV	A	W	55-27	ESPNU						
11/14/15	New Mexico	H	L	24-31	ESPNU						
11/20/15	Air Force	H	L	30-37	ESPN2						
11/27/15	San Jose State	A	W	40-27	CBS SN						
12/23/15	N. Illinois	N	W	55-7	ESPN						
09/03/16	Louisiana	A	W	45-10	ASN						
09/10/16	Washington St.	H	W	31-28	ESPN2						
09/24/16	Oregon State	A	W	38-24	FS1						
10/01/16	Utah State	H	W	21-10	ESPN2						
10/07/16	New Mexico	A	W	49-21	CBS SN						
10/15/16	Colorado State	H	W	28-23	ESPN2						
10/20/16	BYU	H	W	28-27	ESPN						
10/29/16	Wyoming	A	L	28-30	CBS SN						
11/04/16	San Jose State	H	W	45-31	ESPN2						
11/12/16	Hawaii	A	W	52-16	CBS SN						
11/18/16	UNLV	H	W	42-25	ESPN2						
11/25/16	Air Force	A	L	20-27	CBS SN						
12/27/16	Baylor	N	L	12-31	ESPN						
09/02/17	Troy	H	W	24-13	ESPNU						
09/09/17	Washington St.	A	L	44-47 (3OT)	ESPN						
09/14/17	New Mexico	H	W	28-14	ESPN						
09/22/17	Virginia	H	L	23-42	ESPN2						
10/06/17	BYU	A	W	24-7	ESPN						
10/14/17	San Diego State	A	W	31-14	CBS SN						
10/21/17	Wyoming	H	W	24-14	ESPN2						
10/28/17	Utah State	A	W	41-14	CBS SN						
11/04/17	Nevada	H	W	41-14	ESPNU						
11/11/17	Colorado St	A	W	59-52 (OT)	CBS SN						
11/18/17	Air Force	H	W	44-19	ESPN2						
11/25/17	Fresno St	A	L	17-28	CBS SN						
12/02/17	Fresno St	H	W	17-14	ESPN						
12/16/17	Oregon	N	W	38-28	ABC						

## BLOCKED KICKS

The following is a breakdown of blocked kicks since 1990:

SEASON	PAT	FG	PUNT	TOTAL
1990	2	5	5	12
1991	0	2	1	3
1992	0	0	2	2
1993	3	3	1	7
1994	2	2	0	4
1995	1	1	0	2
1996	0	1	1	2
1997	0	2	1	3
1998	0	0	0	0
1999	0	2	3	5
2000	0	0	3	3
2001	0	0	1	1
2002	0	1	4	5
2003	0	1	4	5
2004	1	1	2	4
2005	1	1	1	3
2006	0	2	0	2
2007	3	4	4	11
2008	0	2	2	4
2009	0	0	1	1
2010	0	2	2	4
2011	3	0	4	7
2012	0	1	0	1
2013	0	3	0	3
2014	0	2	1	3
2015	0	1	1	2
2016	0	2	1	3
2017	0	0	1	1
2018	0	1	1	2

## RANKED OPPONENTS

The following is a list of ranked opponents the Broncos have faced since joining the Football Bowl Subdivision in 1996:

SEASON	OPPONENT	BSU	LOC	W/L	RES
1996	(5) Arizona State	A		L	7-56
1997	(15) Washington State	A		L	0-58
1999	(17) UCLA	A		L	7-38
2001	(21) South Carolina	A		L	13-32
2001	(8) Fresno State	A		W	35-30
2003	(19) TCU	(18)	A	W	34-31
2004	(8) Louisville		N	L	40-44
2005	(13) Georgia	(18)	A	L	13-48
2005	(20) Fresno State		A	L	7-27
2005	(19) Boston College		H	L	21-27
2006 ('07)	(7) Oklahoma	(9)	N	W	43-42 (OT)
2007	(13) Hawaii	(17)	A	L	29-39
2008	(12) Oregon		A	W	37-32
2008	(11) TCU	(9)	N	L	16-17
2009	(16) Oregon	(14)	H	W	19-8
2009 ('10)	(4) TCU	(6)	N	W	17-10
2010	(10) Virginia Tech	(3)	N	W	33-30
2010	(24) Oregon State	(3)	H	W	37-24
2010	(19) Nevada	(4)	A	L	31-34 (OT)
2010	(20) Utah	(10)	N	W	26-3
2011	(19) Georgia	(5)	N	W	35-21
2011	(24) TCU	(5)	H	L	35-36
2012	(13) Michigan State	(24)	A	L	13-17
2013	(25) Fresno State		A	L	40-41
2014	(18) Ole Miss		N	L	13-35
2014	(10) Arizona	(20)	N	W	38-30
2017	(20) Washington State		A	L	44-47 (3OT)
2017	(18) San Diego State		A	W	31-14
2017	(25) Fresno State		H	W	17-14
2018	(19) Oklahoma St	(17)	A	L	21-44
2018	(16) Fresno State		H	W	24-17

**ALL-TIME RECORD: 14-17**

## OVERTIME GAMES

YEAR	OPPONENT	LOC	W/L	SCORE	# OT
1988	N. Arizona	A	W	24-21	1
1990	Nevada	A	L	52-59	3
1997	Idaho	A	W	30-23	1
1998	Idaho	H	L	35-36	1
2004	San Jose State	A	W	56-49	2
2006	Oklahoma	N	W	43-42	1
2007	Nevada	H	W	69-67	4
2010	Nevada	A	L	31-34	1
2013	San Diego State	A	L	31-34	1
2017	Washington State	A	L	44-47	3
2017	Colorado State	A	W	59-52	1

**ALL-TIME RECORD: 6-5**

## THE LAST TIME (INDIVIDUAL)

### TOTAL OFFENSE

#### Yards

500+ ..... Kellen Moore (507)  
..... Nov. 6, 2010; Hawai'i  
400+ ..... Brett Rypien (427)  
..... Oct. 20, 2016; BYU  
300+ ..... Brett Rypien (380)  
..... Oct. 27, 2018; Air Force

### PASSING

#### Yards

500+ ..... Brett Rypien (503)  
..... Nov. 14, 2015; New Mexico  
400+ ..... Brett Rypien (442)  
..... Oct. 20, 2016; BYU  
300+ ..... Brett Rypien (399)  
..... Oct. 27, 2018; Air Force

#### 300+ Passing at Halftime

..... Brett Rypien (317; 16-24)  
..... Oct. 20, 2016; BYU

#### Attempts

60+ ..... Brett Rypien (74)  
..... Nov. 14, 2015; New Mexico  
50+ ..... Brett Rypien (56)  
..... Sept. 15, 2018; Oklahoma State  
40+ ..... Brett Rypien (41)  
..... Oct. 6, 2018; San Diego State  
30+ ..... Brett Rypien (35)  
..... Nov. 3, 2018; BYU

#### Completions

40+ ..... Brett Rypien (40)  
..... Nov. 14, 2015; New Mexico  
30+ ..... Brett Rypien (39)  
..... Sept. 15, 2018; Oklahoma State  
20+ ..... Brett Rypien (24)  
..... Nov. 9, 2018; Fresno State

#### Pass Percentage (Min. 15 Attempts)

.800+ ..... Brett Rypien (.828/22-29)  
..... Nov. 9, 2018; Colorado State  
.700+ ..... Brett Rypien (.828/22-29)  
..... Nov. 9, 2018; Colorado State  
.600+ ..... Brett Rypien (.828/22-29)  
..... Nov. 9, 2018; Colorado State

#### Touchdown Passes

6+ ..... Jim McMillan (6)  
..... Nov. 16, 1974; Montana  
5+ ..... Brett Rypien (5)  
..... Oct. 27, 2018; Air Force  
4+ ..... Brett Rypien (5)  
..... Oct. 27, 2018; Air Force  
3+ ..... Brett Rypien (5)  
..... Oct. 27, 2018; Air Force

#### Passes Had Intercepted

5+ ..... Mike Virden (6)  
..... Oct. 28, 1989; Montana  
4+ ..... Grant Hedrick (4)  
..... Sept. 27, 2014; Air Force  
3+ ..... Brett Rypien (3)  
..... Oct. 13, 2018; Nevada

### RUSHING

#### Yards

250+ ..... Eron Hurley (254)  
..... Nov. 21, 1998; Idaho  
200+ ..... Alexander Mattison (242)  
..... Nov. 11, 2017; Colorado State  
150+ ..... Alexander Mattison (242)  
..... Nov. 11, 2017; Colorado State  
100+ ..... Alexander Mattison (144)  
..... Nov. 9, 2018; Fresno State

#### 100 Yards by Halftime

..... Jeremy McNichols (147)  
..... Nov. 12, 2016; Hawai'i

#### Multiple Players with 100+

..... Jeremy McNichols (158) /  
..... Alexander Mattison (100)  
..... Nov. 4, 2016; San Jose State

#### Attempts

35+ ..... Jeremy McNichols (40)  
..... Oct. 15, 2016; Colorado State  
30+ ..... Alexander Mattison (30)  
..... Nov. 9, 2018; Fresno State  
25+ ..... Alexander Mattison (30)  
..... Nov. 9, 2018; Fresno State  
20+ ..... Alexander Mattison (30)  
..... Nov. 9, 2018; Fresno State

#### Yards Per Carry (Min. 10 Attempts)

10.0+ ..... Alexander Mattison (11-115; 10.5)  
..... Sept. 8, 2018; Connecticut  
8.0+ ..... Alexander Mattison (11-115; 10.5)  
..... Sept. 8, 2018; Connecticut  
6.0+ ..... Alexander Mattison (22-36; 6.2)  
..... Oct. 27, 2018; Air Force

#### Touchdowns

5+ ..... Jay Ajayi (5)  
..... Nov. 29, 2014; Utah State  
4+ ..... Jeremy McNichols (4)  
..... Nov. 18, 2016; UNLV  
3+ ..... Alexander Mattison (3)  
..... Nov. 11, 2017; Colorado State

#### Longest Run From Scrimmage

80+ ..... John Hightower (88)  
..... Oct. 13, 2018; Nevada  
70+ ..... John Hightower (88)  
..... Oct. 13, 2018; Nevada  
60+ ..... John Hightower (88)  
..... Oct. 13, 2018; Nevada  
50+ ..... John Hightower (88)  
..... Oct. 13, 2018; Nevada  
40+ ..... John Hightower (88)  
..... Oct. 13, 2018; Nevada

### RECEIVING

#### Receptions

15+ ..... Thomas Sperbeck (20)  
..... Nov. 14, 2015; New Mexico  
10+ ..... Cedrick Wilson (10)  
..... Dec. 16, 2017; Oregon  
8+ ..... John Hightower (8)  
..... Oct. 27, 2018; Air Force  
5+ ..... Sean Modster /  
..... A.J. Richardson (5)  
..... Nov. 9, 2018; Fresno State

#### 10 Receptions at Halftime

..... Shane Williams-Rhodes (10)  
..... Nov. 16, 2013; Wyoming

#### Yards

250+ ..... Thomas Sperbeck (281)  
..... Nov. 14, 2015; New Mexico  
200+ ..... Cedrick Wilson (221)  
..... Dec. 16, 2017; Oregon  
150+ ..... John Hightower (182)  
..... Oct. 27, 2018; Air Force  
100+ ..... John Hightower (182) /  
..... Sean Modster (101)  
..... Oct. 27, 2018; Air Force

#### 100+ Receiving at Halftime

..... Sean Modster (101, 6 Rec., 0 TD)  
..... Oct. 27, 2018; Air Force

#### Multiple Receivers w/ 10-plus Rec

..... Shane Williams-Rhodes (14) /  
..... Jay Ajayi (12)  
..... Aug. 28, 2014; Ole Miss

#### Multiple 100-yard Receivers

..... John Hightower (8-182) /  
..... Sean Modster (6-101)  
..... Oct. 27, 2018; Air Force

#### Yards Per Catch (Min. Five Rec.)

40.0+ ..... Al Marshall (40.8/5-204)  
..... Nov. 4, 1972; Portland State  
30.0+ ..... Thomas Sperbeck (35.6/5-178)  
..... Oct. 10, 2015; Colorado State  
20.0+ ..... John Hightower (22.8/8-182)  
..... Oct. 27, 2018; Air Force



## THE LAST TIME (INDIVIDUAL)

### Touchdowns

4+ ..... Austin Pettis (4)  
 ..... Nov. 14, 2009; Idaho  
 3+ ..... John Hightower (3)  
 ..... Oct. 27, 2018; Air Force  
 2+ ..... John Hightower (3)  
 ..... Oct. 27, 2018; Air Force

### Longest Reception

90+ ..... Lawrence Bady (98)  
 ..... Oct. 18, 2003; SMU  
 80+ ..... A.J. Richardson (87)  
 ..... Nov. 18, 2017; Air Force  
 70+ ..... A.J. Richardson (74)  
 ..... Sept. 8, 2018; Connecticut  
 60+ ..... John Hightower (61)  
 ..... Oct. 27, 2018; Air Force  
 50+ ..... John Hightower (61)  
 ..... Oct. 27, 2018; Air Force

### MISC.

#### 100+ Yard Rush/Receiving

..... Jeremy McNichols  
 ..... 140 rushing/109 receiving  
 ..... Oct. 20, 2016; BYU

#### Threw and Caught a TD Pass

..... Thomas Sperbeck  
 ..... (11-yd passes/12-yd catch)  
 ..... Oct. 15, 2016; Colorado State

#### Fumble Recovered for a TD

..... Tyler Horton (55 and 11 yards)  
 ..... Sept. 1, 2018; Troy

#### Multiple Players Threw for TDs

4+ ..... Kellen Moore (2) /  
 ..... Tanyon Bissell (1) /  
 ..... Mike Coughlin (1) / Vinny Perretta (1)  
 ..... Nov. 8, 2008; Utah State  
 3+ ..... Kellen Moore (2) /  
 ..... Tanyon Bissell (1) /  
 ..... Mike Coughlin (1) / Vinny Perretta (1)  
 ..... Nov. 8, 2008; Utah State  
 2+ ..... Brett Rypien (3) /  
 ..... Chase Cord (1)  
 ..... Sept. 8, 2018; Connecticut

#### 2-Point Conversion

..... Matt Miller Pass to Jake Hardee  
 ..... Sept. 20, 2013

### DEFENSE

#### Interceptions

4+ ..... Steve Forrey (4)  
 ..... 1968; Idaho State  
 3+ ..... Brandyn Thompson (3)  
 ..... Oct. 17, 2008; Hawai'i  
 2+ ..... Donte Deayon (2)  
 ..... Sept. 12, 2015; BYU

#### Interception Return for a TD

..... Tyler Horton (99 yards)  
 ..... Oct. 13, 2018; Nevada

#### Total Tackles

25+ ..... Scott Russell (28)  
 ..... Sept. 17, 1988; Northern Arizona  
 20+ ..... Scott Russell (28)  
 ..... Sept. 17, 1988; Northern Arizona  
 15+ ..... Leighton Vander Esch (16)  
 ..... Dec. 2, 2017; Fresno State  
 10+ ..... Kekoa Nawahine (10)  
 ..... Nov. 9, 2018; Fresno State

#### Solo Tackles

10+ ..... Leighton Vander Esch (10)  
 ..... Dec. 16, 2017; Oregon

#### Sacks

4+ ..... Chris Wing (4.0)  
 ..... Sept. 7, 1996; Portland State  
 3+ ..... Kamalei Correa (3.0)  
 ..... Nov. 22, 2014; Wyoming  
 2+ ..... Curtis Weaver (2.0)  
 ..... Nov. 3, 2018; BYU

#### Tackles For Loss

4+ ..... Shea McClellin (4.0)  
 ..... Sept. 6, 2010; Virginia Tech  
 3+ ..... Leighton Vander Esch (3.0)  
 ..... Dec. 16, 2017; Oregon

### SPECIAL TEAMS

#### Kickoff Returns

7+ ..... Jeremy McNichols (7)  
 ..... Nov. 15, 2014; San Diego State  
 6+ ..... Jeremy McNichols (7)  
 ..... Nov. 15, 2014; San Diego State  
 5+ ..... Jeremy McNichols (7)  
 ..... Nov. 15, 2014; San Diego State

#### Longest Kickoff Return

90+ ..... Bryan Douglas (100)  
 ..... Nov. 23, 2013; San Diego State  
 80+ ..... Bryan Douglas (100)  
 ..... Nov. 23, 2013; San Diego State  
 70+ ..... Bryan Douglas (76)  
 ..... Nov. 30, 2013; New Mexico  
 60+ ..... Bryan Douglas (76)  
 ..... Nov. 30, 2013; New Mexico  
 50+ ..... Cedrick Wilson (55)  
 ..... Sept. 2, 2017; Troy

#### Kickoff Return for a TD

..... Avery Williams (44)  
 ..... Oct. 19, 2018; Colorado State

#### Punt Returns

9+ ..... Rick Woods (9)  
 ..... Oct. 20, 1979; Idaho State  
 7+ ..... Quinton Jones (7)  
 ..... Dec. 28, 2005; Boston College  
 6+ ..... Kyle Wilson (6)  
 ..... Nov. 21, 2008; Nevada

#### Punt Return Yardage

150+ ..... Quinton Jones (151)  
 ..... Dec. 28, 2005; Boston College  
 100+ ..... Avery Williams (124)  
 ..... Sept. 2, 2017; Troy

#### Longest Punt Return

90+ ..... Kyle Wilson (90)  
 ..... Nov. 28, 2008; Fresno State  
 80+ ..... Avery Williams (81)  
 ..... Sept. 2, 2017; Troy  
 70+ ..... Kekaula Kaniho (74)  
 ..... Oct. 19, 2018; Colorado State  
 60+ ..... Avery Williams (67)  
 ..... Oct. 27, 2018; Air Force  
 50+ ..... Avery Williams (67)  
 ..... Oct. 27, 2018; Air Force

#### Punt Return for a TD

..... Kekaula Kaniho (74)  
 ..... Oct. 19, 2018; Colorado State

#### Punts

10+ ..... Danny Weeks (11)  
 ..... Oct. 26, 1991; Nevada  
 8+ ..... Quinn Skillin (9)  
 ..... Oct. 6, 2018; San Diego State  
 6+ ..... Quinn Skillin (9)  
 ..... Oct. 6, 2018; San Diego State

#### Punt Average (Min. Five Punts)

50.0+ ..... Trevor Harman (53.2/5-266)  
 ..... Nov. 12, 2010; Idaho  
 48.0+ ..... Sean Wale (49.0/6-294)  
 ..... Nov. 25, 2016; Air Force  
 46.0+ ..... Sean Wale (49.0/6-294)  
 ..... Nov. 25, 2016; Air Force

#### Field Goals

5+ ..... Roberto Moran (5)  
 ..... Nov. 2, 1985; Idaho State  
 4+ ..... Tyler Rausa (4)  
 ..... Sept. 25, 2015; Virginia  
 3+ ..... Haden Hoggarth (3)  
 ..... Nov. 18, 2017; Air Force

#### Long Field Goals

55+ ..... Roberto Moran (56)  
 ..... Sept. 14, 1985; UC Davis  
 50+ ..... Tyler Rausa (51)  
 ..... Sept. 25, 2015; Virginia  
 45+ ..... Haden Hoggarth (47)  
 ..... Oct. 27, 2018; Air Force

#### Points After Touchdown

10+ ..... Anthony Montgomery (10)  
 ..... Nov. 19, 2005; Idaho  
 9+ ..... Dan Goodale (9)  
 ..... Sept. 7, 2013; UT Martin  
 8+ ..... Haden Hoggarth (8)  
 ..... Sept. 8, 2018; Connecticut  
 7+ ..... Haden Hoggarth (7)  
 ..... Oct. 19, 2018; Colorado State

## THE LAST TIME (TEAM)

### OFFENSE - TEAM

#### Yards of Total Offense

700+	Connecticut (818)
	Sept. 8, 2018
600+	Connecticut (818)
	Sept. 8, 2018
500+	Air Force (530)
	Oct. 27, 2018

#### Fewest Yards of Total Offense

100-	Fresno State (69)
	Sept. 17, 1977
200-	Montana (191)
	Oct. 12, 1991
300-	San Diego State (229)
	Oct. 6, 2018

#### Passing Yards

500+	New Mexico (503)
	Nov. 14, 2015
400+	Air Force (409)
	Oct. 27, 2018
300+	Air Force (409)
	Oct. 27, 2018

#### Fewest Passing Yards

50-	Northern Arizona (49)
	Nov. 11, 1978
100-	North Texas (78)
	Oct. 18, 1997
150-	San Diego State (125)
	Oct. 14, 2017

#### Passing Touchdowns

6+	Idaho (6)
	Nov. 14, 2009
5+	Air Force (5)
	Oct. 27, 2018
4+	Air Force (5)
	Oct. 27, 2018

#### Rushing Yards

500+	Montana (531)
	Oct. 27, 1973
400+	Connecticut (400)
	Sept. 8, 2018
300+	Connecticut (400)
	Sept. 8, 2018

#### Fewest Rushing Yards

0-	Northern Arizona (-11)
	Oct. 9, 1993
50-	Oklahoma State (34)
	Sept. 15, 2018
100-	San Diego State (51)
	Oct. 6, 2018

#### Rushing Touchdowns

8+	San Jose State (8)
	Nov. 13, 2004
7+	Weber State (7)
	Aug. 30, 2007
6+	UNLV (6)
	Nov. 18, 2016
5+	UNLV (6)
	Nov. 18, 2016

#### Points Scored

70+	Idaho (70)
	Nov. 19, 2005
60+	Connecticut (62)
	Sept. 8, 2018
50+	Colorado State (56)
	Oct. 19, 2018
40+	Air Force (48)
	Oct. 27, 2018

#### Fewest Points Scored

0	Washington State (0)
	Sept. 27, 1997
7-	Washington (6)
	Aug. 31, 2013
14-	San Diego State (13)
	Oct. 6, 2018

#### Scoring Differential (+)

50+	Connecticut (62-7; +55)
	Sept. 8, 2018
40+	Connecticut (62-7; +55)
	Sept. 8, 2018
30+	Connecticut (62-7; +55)
	Sept. 8, 2018
20+	Colorado State (56-28; +28)
	Oct. 19, 2018

### DEFENSE - TEAM

#### Fumbles Recovered

6+	Northeastern Louisiana (6)
	Nov. 15, 1986
5+	Eastern Washington (5)
	Oct. 14, 2000

#### Interceptions

7+	Cal Poly (7)
	Nov. 17, 1979
6+	Northern Iowa (6)
	Nov. 24, 1990
5+	Idaho (5)
	Nov. 14, 2009
4+	Virginia (4)
	Sept. 25, 2015
3+	Nevada (3)
	Nov. 4, 2017

#### Fewest Yards Allowed

50-	Northern Illinois (33)
	Dec. 23, 2015
100-	Northern Illinois (33)
	Dec. 23, 2015
150-	Northern Illinois (33)
	Dec. 23, 2015

#### Most Total Yards Allowed

600+	Air Force (607)
	Nov. 20, 2015
500+	Colorado State (570)
	Nov. 11, 2017
400+	Air Force (443)
	Oct. 27, 2018

#### Fewest Passing Yards Allowed

0-	Northern Arizona (-4)
	Oct. 25, 1975
50-	Air Force (45)
	Nov. 25, 2016
100-	Connecticut (71)
	Sept. 8, 2018

#### Most Passing Yards Allowed

600+	Louisiana Tech (602)
	Oct. 3, 1998
500+	New Mexico State (526)
	Oct. 15, 2006
400+	Washington State (433)
	Sept. 9, 2017

#### Fewest Rushing Yards Allowed

0-	Northern Illinois (-5)
	Dec. 23, 2015
50-	Oregon (47)
	Dec. 16, 2017
100-	BYU (96)
	Nov. 3, 2018

#### Most Rushing Yards Allowed

400+	New Mexico (505)
	Nov. 8, 2014
300+	Air Force (314)
	Nov. 25, 2016
200+	Air Force (201)
	Oct. 27, 2018

#### Fewest Points Allowed

0-	Hawai'i (0)
	Oct. 3, 2015
3-	Hawai'i (0)
	Oct. 3, 2015
7-	Connecticut (7)
	Sept. 8, 2018

#### Most Points Allowed

60+	Nevada (67)
	Oct. 14, 2007
50+	Colorado State (52)
	Nov. 11, 2017
40+	Oklahoma State (44)
	Sept. 15, 2018

## GAME-BY-GAME SUMMARIES


### GAME ONE

#### #22 Boise State @ Troy

Sept. 1, 2018

Veterans Memorial Stadium • Troy, Ala.  
Att.: 29,612 • TV: ESPNEWS

**TROY, Ala. (AP)** - Brett Rypien passed for 305 yards and four touchdowns, and Sean Modster had 167 yards receiving, to lead No. 22 Boise State to a 56-20 opening victory over Troy. The Broncos raced to a 35-7 halftime lead over a Trojans team coming off an 11-win season, largely with the Rypien-to-Modster connection. Then, Tyler Horton and Boise State's defense mostly took over the scoring for the second half against Troy. The cornerback scooped-and-scored on a pair of fumbles, with returns of 55 and 11 yards. Horton, who has four defensive touchdowns, tied the FBS record for fumble returns for TDs in a game shared by four others.



SCORE BY QUARTER	1	2	3	4	F
Boise State	14	21	7	14	56
Troy	7	0	7	6	20

### SCORING SUMMARY

#### FIRST QUARTER

10:53	BSU	Modster 20-yd pass from Rypien (Hoggarth kick)	6 plays, 53 yards, TOP: 2:26
5:53	TROY	Daughtry-Frye 23-yd run (Sumpter kick)	5 plays, 52 yards, TOP: 2:28
0:36	BSU	Thomas 53-yd pass from Rypien (Hoggarth kick)	4 plays, 63 yards, TOP: 1:58

#### SECOND QUARTER

12:35	BSU	Mattison 7-yd run (Hoggarth kick)	5 plays, 37 yards, TOP: 1:26
7:10	BSU	Butler 3-yd pass from Rypien (Hoggarth kick)	7 plays, 79 yards, TOP: 3:49
2:13	BSU	Modster 54-yd pass from Rypien (Hoggarth kick)	6 plays, 67 yards, TOP: 2:04

#### THIRD QUARTER

10:56	BSU	Horton 55-yd fumble return (Hoggarth kick)	
5:10	TROY	Smith 1-yd run (Sumpter kick)	11 plays, 77 yards, TOP: 5:46

#### FOURTH QUARTER

11:24	TROY	Douglas 33-yd pass from Barker (Barker pass failed)	5 plays, 60 yards, TOP: 2:40
8:40	BSU	Horton 11-yd fumble recovery (Hoggarth kick)	
5:04	BSU	Cord 44-yd run (Hoggarth kick)	2 plays, 48 yards, TOP: 0:51

### TEAM STATISTICS

	BOISE STATE	TROY
First Downs	16	21
Net Yards Rushing	111	124
Net Yards Passing	305	255
Completions-Attempts-Int.	20-28-0	24-34-1
Total Offense (plays-yards)	57-416 (7.3)	78-379 (4.9)
Fumbles: Number-Lost	3-1	4-3
Penalties: Number-Yards	4-27	3-25
Punts-Yards	4-134 (33.5)	5-200 (40.0)
Kickoff returns-Yds-TD	1-23-0 (23.0)	7-161-0 (23.0)
Punt returns-Yards-TD	4-6-0 (1.5)	1-4-0 (4.0)
Interceptions-Yds-TD	1-0-0	0-0-0
Time of Possession	25:29	34:31
Third-Down Conversions	9-of-15	4-of-15
Fourth-Down Conversions	0-of-0	3-of-5
Red-Zone Scores-Chances	3-for-3	1-for-2
Sacks By: Number-Yards	5-44	1-7

### INDIVIDUAL STATISTICS

#### Boise State

Rushing (Rushes-Yards-TDs): Mattison (14-56-1), Cord (1-44-1), Rypien (5-14-0), Mahone (3-11-0), Van Buren (1-4-0), Team (4-{-7}-0), Shakir (1-{-11}-0)  
 Passing (Comp.-Att.-TD-Int.-Yards): Rypien (20-28-4-0-305)  
 Receiving (Receptions-Yards-TDs): Modster (7-167-2), Thomas (3-68-1), Richardson (3-30-0), Hightower (2-15-0), Mahone (2-9-0), Collingam (1-11-0), Butler (1-3-1), Mattison (1-2-0)  
 Interceptions: Lashley (1)  
 Sacks: Miles (2.0), Weaver (1.0), D. Williams (1.0), Rufai (0.5), Watson (0.5)

#### Troy

Rushing (Rushes-Yards-TDs): Daughtry-Frye (7-41-1), Henderson (8-30-0), B.J. Smith (7-26-1), Barker (17-25-0), Samuel (3-10-0), S. Smith (1-0-0), Team (1-{-8}-0)  
 Passing (Comp.-Att.-TD-Int.-Yards): Barker (20-29-1-1-211), Smith (4-5-0-0-44)  
 Receiving (Receptions-Yards-TDs): Douglas (7-102-1), Samuel (5-41-0), Willis (3-43-0), B.J. Smith (3-30-0), Eafford (2-8-0), Hallman (2-7-0), Davis (1-19-0), Daughtry-Frye (1-5-0)  
 Interceptions: None  
 Sacks: Reese (1.0)

### GAME TWO

#### #20 Boise State vs UConn

Sept. 8, 2018

Albertsons Stadium • Boise, Idaho  
Att.: 34,515 • TV: ESPNU

**BOISE, Idaho (AP)** - Brett Rypien threw for 362 yards and three touchdowns in little more than a half and No. 20 Boise State set a school record for offensive yards in a 62-7 rout of UConn on Saturday night. The Broncos (2-0) gained 818 yards, including 514 in the first half. Rypien had his 16th career 300-yard passing game, tying Kellen Moore for most with the program. UConn (0-2) struggled to move the ball against Boise State's first-team defense, mustering just 78 yards and four first downs in the first half. The Huskies finished with 193 yards of offense.



SCORE BY QUARTER	1	2	3	4	F
Connecticut	0	0	7	0	7
Boise State	24	17	14	7	62

### SCORING SUMMARY

#### FIRST QUARTER

9:42	BSU	Hoggarth 28-yd field goal	10 plays, 69 yards, TOP: 3:26
7:13	BSU	Hightower 67-yd pass from Rypien (Hoggarth kick)	2 plays, 71 yards, TOP: 0:44
4:25	BSU	Bates 24-yd pass from Rypien (Hoggarth kick)	4 plays, 43 yards, TOP: 1:21
0:45	BSU	Mattison 1-yd run (Hoggarth kick)	6 plays, 64 yards, TOP: 1:57

#### SECOND QUARTER

11:58	BSU	Hightower 55-yd run (Hoggarth kick)	3 plays, 92 yards, TOP: 1:41
2:04	BSU	Mattison 9-yd run (Hoggarth kick)	11 plays, 91 yards, TOP: 6:22
0:02	BSU	Hoggarth 44-yd field goal	9 plays, 52 yards, TOP: 1:11

#### THIRD QUARTER

14:40	BSU	Richardson 74-yd pass from Rypien (Hoggarth kick)	1 play, 74 yards, TOP: 0:20
5:52	CONN	McLean 15-yd pass from Pindell (Tarbutt kick)	7 plays, 93 yards, TOP: 3:26
3:11	BSU	Van Buren 3-yd run (Hoggarth kick)	5 plays, 80 yards, TOP: 2:41

#### FOURTH QUARTER

10:12	BSU	Butler 24-yd pass from Cord (Hoggarth kick)	9 plays, 76 yards, TOP: 5:12
-------	-----	---	------------------------------

### TEAM STATISTICS

	CONNECTICUT	BOISE STATE
First Downs	9	38
Net Yards Rushing	122	400
Net Yards Passing	71	418
Completions-Attempts-Int.	11-21-1	25-33-0
Total Offense (plays-yards)	46-193 (4.2)	78-818 (10.5)
Fumbles: Number-Lost	0-0	0-0
Penalties: Number-Yards	7-44	7-71
Punts-Yards	9-432 (48.0)	1-35 (35.0)
Kickoff returns-Yds-TD	2-36-0 (18.0)	2-45-0 (22.5)
Punt returns-Yards-TD	0-0-0 (0.0)	4-44-0 (11.0)
Interceptions-Yds-TD	0-0-0	1-7-0
Time of Possession	21:59	38:01
Third-Down Conversions	3-of-13	6-of-9
Fourth-Down Conversions	0-of-0	1-of-1
Red-Zone Scores-Chances	1-for-1	4-for-5
Sacks By: Number-Yards	0-0	1-3

### INDIVIDUAL STATISTICS

#### Boise State

Rushing (Rushes-Yards-TDs): Mattison (11-115-2), Van Buren (13-75-1), Hightower (1-55-1), Cord (2-41-0), Shakir (2-39-0), Seibold (7-35-0), Henderson (4-30-0), Mahone (2-10-0), Rypien (1-4-0), Team (2-{-4}-0)  
 Passing (Comp.-Att.-TD-Int.-Yards): Rypien (21-28-3-0-362), Cord (4-5-56-1-0)  
 Receiving (Receptions-Yards-TDs): Modster (6-74-0), Hightower (5-119-1), Richardson (3-100-1), Butler (2-32-1), Thomas (2-28-0), Mahone (2-20-0), Shakir (2-15-0), Bates (1-24-1), Seibold (1-3-0), Mattison (1-3-0)  
 Interceptions: Williams (1)  
 Sacks: Tyler (1.0)

#### Connecticut

Rushing (Rushes-Yards-TDs): Mensah (10-82-0), Pindell (14-40-0), Scott (1-0-0)  
 Passing (Comp.-Att.-TD-Int.-Yards): Pindell (11-21-1-1)  
 Receiving (Receptions-Yards-TDs): Mayala (3-24-0), Davis (3-13-0), McLean (2-23-1), Mensah (1-7-0), Scott (1-4-0), Beals (1-0-0)  
 Interceptions: None  
 Sacks: None



## GAME-BY-GAME SUMMARIES

### GAME THREE

#17 Boise State @  
#24 Oklahoma State  
Sept. 15, 2018

Boone Pickens Stadium • Stillwater, Okla.  
Att.: 54,974 • TV: ESPN

**STILLWATER, Okla. (AP)** - Taylor Cornelius ran for two touchdowns and passed for another to help No. 24 Oklahoma State beat No. 17 Boise State 44-21. Justice Hill ran for 123 yards and a touchdown, and Tylan Wallace had five catches for 105 yards for the Cowboys (3-0). Boise State's Brett Rypien passed for 380 yards and three touchdowns, but was sacked seven times and pressured throughout the day. Jordan Brailford had three sacks, Jarrell Owens had two and Devin Harper had 1.5. Oklahoma State held the Broncos (2-1) to 34 yards rushing on 31 attempts.



SCORE BY QUARTER	1	2	3	4	F
Boise State	0	7	14	0	21
Oklahoma State	0	17	17	10	44

### SCORING SUMMARY

#### FIRST QUARTER

None

#### SECOND QUARTER

14:20	BSU	Hightower 31-yd pass from Rypien (Hoggarth kick)	8 plays, 65 yards, TOP: 3:43
12:08	OSU	Hill 8-yd run (Ammendola kick)	6 plays, 75 yards, TOP: 2:12
8:43	OSU	Cornelius 1-yd run (Ammendola kick)	3 plays, 7 yards, TOP: 1:16
2:12	OSU	Ammendola 22-yd field goal	11 plays, 63 yards, TOP: 4:07

#### THIRD QUARTER

13:03	OSU	Ammendola 48-yd field goal	8 plays, 44 yards, TOP: 1:57
9:18	BSU	Richardson 34-yd pass from Rypien (Hoggarth kick)	8 plays, 75 yards, TOP: 3:45
6:40	OSU	Stoner 32-yd pass from Cornelius (Ammendola kick)	8 plays, 68 yards, TOP: 2:38
5:11	OSU	Green 13-yd blocked punt return (Ammendola kick)	
1:30	BSU	Blakley 5-yd pass from Rypien (Hoggarth kick)	11 plays, 65 yards, TOP: 3:41

#### FOURTH QUARTER

11:07	OSU	Ammendola 23-yd field goal	14 plays, 69 yards, TOP: 5:23
4:16	OSU	Cornelius 6-yd run (Ammendola kick)	5 plays, 72 yards, TOP: 2:37

### TEAM STATISTICS

	BOISE STATE	OKLAHOMA STATE
First Downs	23	19
Net Yards Rushing	34	176
Net Yards Passing	380	246
Completions-Attempts-Int.	39-56-0	16-27-0
Total Offense (plays-yards)	87-414 (4.8)	65-422 (6.5)
Fumbles: Number-Lost	4-1	0-0
Penalties: Number-Yards	5-40	4-25
Punts-Yards	5-118 (23.6)	3-111 (37.0)
Kickoff returns-Yds-TD	3-58-0 (19.3)	1-32-0 (32.0)
Punt returns-Yards-TD	1-16-0 (16.0)	2-37-1 (18.5)
Interceptions-Yds-TD	0-0-0	0-0-0
Time of Possession	34:34	25:26
Third-Down Conversions	11-of-22	7-of-13
Fourth-Down Conversions	3-of-4	0-of-0
Red-Zone Scores-Chances	1-for-3	5-for-5
Sacks By: Number-Yards	3-19	7-49

### INDIVIDUAL STATISTICS

#### Boise State

Rushing (Rushes-Yards-TDs): Mattison (14-53-0), Hightower (3-10-0), Shakir (1-3-0), Mahone (1-0-0), Van Buren (1-{-2}-0), Rypien (11-{-30}-0)

Passing (Comp.-Att.-TD-Int.-Yards): Rypien (39-56-3-0-380)

Receiving (Receptions-Yards-TDs): Thomas (8-52-0), Richardson (6-70-1), Butler (6-55-0), Blakley (6-30-1), Modster (4-56-0), Bates (4-49-0), Hightower (3-44-1), Shakir (1-19-0), Mattison (1-5-0)

Interceptions: None

Sacks: Frazier (2.0), Miles (1.0)

#### Oklahoma State

Rushing (Rushes-Yards-TDs): Hill (15-123-1), Cornelius (16-41-2), King (5-16-0), Team (1-{-2}-0), Hubbard (1-{-2}-0)

Passing (Comp.-Att.-TD-Int.-Yards): Cornelius (15-26-1-0-243), Stoner (1-1-0-0-3)

Receiving (Receptions-Yards-TDs): Wallace (5-105-0), Stoner (5-68-1), McCleskey (3-26-0), Johnson (1-35-0), King (1-9-0), Cornelius (1-3-0)

Interceptions: None

Sacks: Brailford (2.0), Owens (2.0), Harper (1.5), Bernard (1.0), Bundage (0.5)


40

### GAME FOUR

Boise State @  
Wyoming  
Sept. 29, 2018

War Memorial Stadium • Laramie, Wyo.  
Att.: 22,271 • TV: CBS SN

**LARAMIE, Wyo. (AP)** -- Brett Rypien recorded his fourth consecutive 300-yard passing game this season, putting up two touchdowns and 342 yards through the air in leading Boise State over Wyoming 34-14 Saturday in a game played in hazy conditions caused by smoke from a forest fire burning in the area. Rypien completed 28 of 42 pass attempts for the Broncos (3-1, 1-0 Mountain West Conference) who scored on four of their first six possessions in the first half to gain a 24-0 halftime advantage and were never threatened the rest of the game.



SCORE BY QUARTER	1	2	3	4	F
Boise State	7	17	3	7	34
Wyoming	0	0	7	7	14

### SCORING SUMMARY

#### FIRST QUARTER

9:39 BSU Mattison 13-yd run (Hoggarth kick) 11 plays, 75 yards, TOP: 5:21

#### SECOND QUARTER

11:02	BSU	Richardson 21-yd pass from Rypien (Hoggarth kick)	15 plays, 87 yards, TOP: 6:21
5:42	BSU	Shakir 2-yd run (Hoggarth kick)	5 plays, 92 yards, TOP: 2:05
0:35	BSU	Hoggarth 30-yd field goal	8 plays, 30 yards, TOP: 2:37

#### THIRD QUARTER

14:49	WY	Evans 75-yd run (Rothe kick)	1 play, 75 yards, TOP: 0:11
9:23	BSU	Hoggarth 33-yd field goal	16 plays, 66 yards, TOP: 5:22

#### FOURTH QUARTER

6:29	BSU	Hightower 41-yd pass from Rypien (Hoggarth kick)	4 plays, 51 yards, TOP: 1:44
5:47	WY	Price 72-yd pass from Vander Waal (Rothe kick)	2 plays, 75 yards, TOP: 0:42

### TEAM STATISTICS

	BOISE STATE	WYOMING
First Downs	29	11
Net Yards Rushing	161	81
Net Yards Passing	345	214
Completions-Attempts-Int.	29-43-0	15-26-0
Total Offense (plays-yards)	89-506 (5.7)	50-295 (5.9)
Fumbles: Number-Lost	2-0	1-1
Penalties: Number-Yards	9-71	6-59
Punts-Yards	4-173 (43.2)	7-232 (31.1)
Kickoff returns-Yds-TD	1-18-0 (18.0)	0-0-0 (0.0)
Punt returns-Yards-TD	4-{-4}-0 (-1.0)	2-4-0 (2.0)
Interceptions-Yds-TD	0-0-0	0-0-0
Time of Possession	40:13	19:47
Third-Down Conversions	11-of-20	2-of-11
Fourth-Down Conversions	1-of-1	0-of-2
Red-Zone Scores-Chances	4-for-4	0-for-0
Sacks By: Number-Yards	5-53	2-3

### INDIVIDUAL STATISTICS

#### Boise State

Rushing (Rushes-Yards-TDs): Mattison (20-57-1), Mahone (8-35-0), Van Buren (3-28-0), Cord (3-18-0), Shakir (3-13-0), Rypien (7-6-0), Hightower (1-5-0), Team (1-{-1}-0)

Passing (Comp.-Att.-TD-Int.-Yards): Rypien (28-42-2-0-342), Cord (1-1-0-0-3)

Receiving (Receptions-Yards-TDs): Modster (7-88-0), Richardson (6-113-1), Hightower (4-79-1), Mattison (3-15-0), Butler (3-11-0), Mahone (2-15-0), Evans (1-11-0), Thomas (1-6-0), Shakir (1-4-0), Blakley (1-3-0)

Sacks: Frazier (1.0), Hatada (1.0), Maeva (1.0), Pierce (1.0), Weaver (1.0)

#### Wyoming

Rushing (Rushes-Yards-TDs): Evans (12-141-1), Bigelow (2-6-0), Ismail, Jr. (1-3-0), Price (1-{-5}-0), Team (1-{-11}-0), Vander Waal (7-{-53}-0)

Passing (Comp.-Att.-TD-Int.-Yards): Vander Waal (15-25-1-0-214)

Receiving (Receptions-Yards-TDs): Ismail, Jr. (5-66-0), Mayfield (3-42-0), Conway (3-22-0), Price (2-77-1), Evans (2-7-0)

Interceptions: None

Sacks: Crall (1.0), Granderson (1.0)



## GAME-BY-GAME SUMMARIES

### GAME FIVE

San Diego State @

Boise State

Oct. 6, 2018

Albertsons Stadium • Boise, Idaho

Att.: 36,679 • TV: ESPNU

**BOISE, Idaho (AP) --** San Diego State running back Jordan Byrd scored on a 72-yard touchdown run and the Aztecs' defense shut down Boise State's high-scoring offense to upset the Broncos 19-13 on Saturday afternoon.

The Aztecs needed only 267 yards of offense to pull off the victory without their starting quarterback Christian Chapman or leading rusher Juwan Washington.



SCORE BY QUARTER	1	2	3	4	F
San Diego State	3	10	0	6	19
<b>Boise State</b>	<b>7</b>	<b>0</b>	<b>0</b>	<b>6</b>	<b>13</b>

#### SCORING SUMMARY

##### FIRST QUARTER

9:14 SDSU Baron 36-yd field goal 4 plays, 5 yards, TOP: 1:29  
 6:48 BSU Mattison 1-yd run (Velazquez kick) 3 plays, 4 yards, TOP: 1:06

##### SECOND QUARTER

13:09 SDSU Baron 41-yd field goal 6 plays, 7 yards, TOP: 1:51  
 4:36 SDSU Jasmin 2-yd run (Baron kick) 2 plays, 17 yards, TOP: 0:52

##### THIRD QUARTER

None

##### FOURTH QUARTER

10:10 SDSU Byrd 72-yd run (pass failed) 5 plays, 95 yards, TOP: 2:57  
 3:05 BSU Mattison 1-yd run (kick failed) 11 plays, 73 yards, TOP: 2:02

#### TEAM STATISTICS

	SAN DIEGO STATE	BOISE STATE
First Downs	9	16
Net Yards Rushing	154	51
Net Yards Passing	113	178
Completions-Attempts-Int.	8-15-0	22-44-3
Total Offense (plays-yards)	59-267 (4.5)	80-229 (2.9)
Fumbles: Number-Lost	2-2	1-0
Penalties: Number-Yards	8-55	6-52
Punts-Yards	8-359 (44.9)	9-352 (39.1)
Kickoff returns-Yds-TD	0-0-0 (0.0)	1-26-0 (26.0)
Punt returns-Yards-TD	1-{-13}-0 (-13.0)	5-16-0 (3.2)
Interceptions-Yds-TD	3-16-0	0-0-0
Time of Possession	30:52	29:08
Third-Down Conversions	3-of-15	6-of-19
Fourth-Down Conversions	0-of-1	1-of-3
Red-Zone Scores-Chances	3-for-3	2-for-2
Sacks By: Number-Yards	4-30	4-22

#### INDIVIDUAL STATISTICS

##### Boise State

Rushing (Rushes-Yards-TDs): Mattison (25-66-2), Cord (2-6-0), Hightower (1-3-0), Team (1-{-10}-0, Rypien (7-{-14}-0)

Passing (Comp.-Att.-TD-Int.-Yards): Rypien (21-42-0-2-170), Cord (1-3-0-1-8)

Receiving (Receptions-Yards-TDs): Richardson (5-38-0), Modster (4-44-0), Hightower (4-27-0), Thomas (3-39-0), Butler (2-4-0), Shakir (1-15-0), Mattison (1-9-0), Blakley (1-1-0), Evans (1-1-0)

Interceptions: None

Sacks: Locher (1.0), Miles (1.0), Weaver (1.0), Whimpey (1.0)

##### San Diego State

Rushing (Rushes-Yards-TDs): Jasmin (26-78-1), Byrd (3-76-1), Thomas (2-4-0), Agnew (9-0-0), Team 4-{-4}-0)

Passing (Comp.-Att.-TD-Int.-Yards): Agnew (8-15-0-0-113)

Receiving (Receptions-Yards-TDs): Trevillion (3-57-0), Jasmin (2-4-0), Busbee (1-24-0), Warring (1-24-0), Houston (1-4-0)

Interceptions: Hall (1), Lakalaka (1), Thompson (1)

Sacks: Hall (1.0), Moore (1.0), Tezino (1.0), Team (1.0)

### GAME SIX

Boise State @

Nevada

Oct. 13, 2018

Mackay Stadium • Reno, Nev.

Att.: 21,431 • TV: CBS SN

**RENO, Nev. (AP) --** Brett Rypien threw for 299 yards and two touchdowns as Boise State held on for a 31-27 win over Nevada on Saturday night.

The contest included four lead changes in the first half, and both teams scored on their first two possessions of the second half before the Broncos pulled away with a 17-play, eight minute, 20 second drive in the fourth quarter.

NEVADA FOOTBALL  
 SATURDAY, OCT. 13<sup>TH</sup>, 2018



SCORE BY QUARTER	1	2	3	4	F
<b>Boise State</b>	<b>7</b>	<b>10</b>	<b>14</b>	<b>0</b>	<b>31</b>
Nevada	10	7	10	0	27

#### SCORING SUMMARY

##### FIRST QUARTER

11:44 NEV Ahmed 35-yd field goal 9 plays, 58 yards TOP: 3:16  
 6:25 BSU Hightower 88-yd run (Hoggarth kick) 1 play, 88 yards TOP: 0:12  
 2:17 NEV Kincaide 21-yd run (Ahmed kick) 2 plays, 44 yards TOP: 0:31

##### SECOND QUARTER

13:49 BSU Horton 99-yd INT return (Hoggarth kick) 0 plays, 0 yards TOP: 0:00  
 0:42 NEV Cooks 11-yd pass from Gangi (Ahmed kick) 5 plays, 35 yards TOP: 0:49  
 0:00 BSU Hoggarth 31-yd field goal 7 plays, 55 yards TOP: 0:37

##### THIRD QUARTER

10:12 BSU Thomas 36-yd pass from Rypien (Hoggarth kick) 10 plays, 75 yards TOP: 4:48  
 6:51 NEV Mannix 50-yd pass from Gangi (Ahmed kick) 9 plays, 77 yards TOP: 3:14  
 5:37 BSU Richardson 41-pass from Rypien (Hoggarth kick) 3 plays, 69 yards TOP: 1:06  
 1:21 NEV Ahmed 28-yd field goal 12 plays, 56 yards TOP: 4:11

##### FOURTH QUARTER

None

#### TEAM STATISTICS

	BOISE STATE	NEVADA
First Downs	24	23
Net Yards Rushing	207	82
Net Yards Passing	299	304
Completions-Attempts-Int.	28-38-3	24-42-1
Total Offense (plays-yards)	78-506 (6.5)	66-386 (5.8)
Fumbles: Number-Lost	1-1	3-2
Penalties: Number-Yards	9-108	4-20
Punts-Yards	2-67 (33.5)	3-121 (40.3)
Kickoff returns-Yds-TD	3-72-0 (24.0)	3-75-0 (25.0)
Punt returns-Yards-TD	0-0-0 (0.0)	0-0-0 (0.0)
Interceptions-Yds-TD	1-99-1	3-64-0
Time of Possession	35:09	24:51
Third-Down Conversions	11-of-18	5-of-13
Fourth-Down Conversions	2-of-3	2-of-2
Red-Zone Scores-Chances	1-for-1	3-for-4
Sacks By: Number-Yards	1-6	2-6

#### INDIVIDUAL STATISTICS

##### Boise State

Rushing (Rushes-Yards-TDs): Hightower (2-90-1), Mattison (24-69-0), Rypien (7-24-0), Mahone (4-19-0), Van Buren (1-3-0), Shakir (1-2-0), Kafentzis (1-0-0)

Passing (Comp.-Att.-TD-Int.-Yards): Rypien (28-38-2-3-299)

Receiving (Receptions-Yards-TDs): Modster (6-51-0), Richardson (4-79-1), Butler (4-34-0), Mattison (4-28-0), Thomas (3-50-1), Hightower (3-22-0), Shakir (3-16-0), Collingham (1-19-0)

Interceptions: Horton (1)

Sacks: Frazier (0.5), Miles (0.5)

##### Nevada

Rushing (Rushes-Yards-TDs): Moore (8-35-0), Kincaide (2-20-1), Taula (9-16-0), Lee (3-15-0), Gangi (2-{-4}-0)

Passing (Comp.-Att.-TD-Int.-Yards): Gangi (24-42-2-1-304)

Receiving (Receptions-Yards-TDs): Doubs (5-78-0), Mannix (4-109-1), Cooks (4-58-1), Moore (4-12-0), Fossum (3-10-0), Taula (2-20-0), O'Leary-Orange (1-14-0), Carter-Wells (1-6-0), Henley (0-{-3}-0)

Interceptions: Baber (2), Sewell (1)

Sacks: Reed (1.0), Green (0.5), Hammond (0.5)

## GAME-BY-GAME SUMMARIES

### GAME SEVEN

Colorado State

@ Boise State

Oct. 19, 2018

Albertsons Stadium • Boise, Idaho  
Att.: 32,299 • TV: ESPN2

**BOISE, Idaho (AP) --** Brett Rypien threw for 308 yards and four touchdowns to lead Boise State over Colorado State 56-28.

Boise State, which had to rally from a 35-10 halftime deficit last season against the Rams, flipped the script this time in racing out to a 35-7 halftime lead and never looked back.



SCORE BY QUARTER	1	2	3	4	F
Nevada	0	7	7	14	28
<b>Boise State</b>	<b>21</b>	<b>14</b>	<b>7</b>	<b>14</b>	<b>56</b>

#### SCORING SUMMARY

##### FIRST QUARTER

12:39 BSU Richardson 13-yd pass from Rypien (Hoggarth kick) 6 plays, 75 yards TOP: 2:21  
4:15 BSU Richardson 35-yd pass from Rypien (Hoggarth kick) 12 plays, 80 yards TOP: 5:31  
0:00 BSU Kaniho 74-yd punt return (Hoggarth kick) 0 plays, 0 yards TOP: 0:00

##### SECOND QUARTER

10:11 BSU Mattison 3-yd run (Hoggarth kick) 7 plays, 77 yards TOP: 2:44  
0:24 BSU Modster 17-yd pass from Rypien (Hoggarth kick) 3 plays, 32 yards TOP: 0:27  
0:02 CSU Williams 47-yd pass from Carta-Samuels (Bryan kick) 2 plays, 75 yards TOP: 0:22

##### THIRD QUARTER

6:13 CSU Jackson 8-yd pass from Carta-Samuels (Bryan kick) 6 plays, 87 yards TOP: 2:13  
3:09 BSU Collingham 4-yd run (Hoggarth kick) 7 plays, 53 yards TOP: 3:04

##### FOURTH QUARTER

11:45 BSU Modster 25-yd pass from Rypien (Hoggarth kick) 5 plays, 41 yards TOP: 2:29  
9:01 CSU Jackson 10-yd pass from Hill (Bryan kick) 7 plays, 83 yards TOP: 2:37  
8:54 BSU Williams 44-yd kickoff return (Hoggarth kick) 0 plays, 0 yards TOP: 0:00  
4:48 CSU Matthews 5-yd run (Byran kick) 11 plays, 75 yards TOP: 4:06

#### TEAM STATISTICS

	COLORADO STATE	BOISE STATE
First Downs	27	26
Net Yards Rushing	116	150
Net Yards Passing	373	322
Completions-Attempts-Int.	31-44-2	23-27-0
Total Offense (plays-yards)	69-489 (7.1)	64-472 (7.4)
Fumbles: Number-Lost	3-1	1-0
Penalties: Number-Yards	8-65	5-40
Punts-Yards	4-208 (52.0)	2-64 (32.0)
Kickoff returns-Yds-TD	4-59-0 (14.8)	2-63-1 (31.5)
Punt returns-Yards-TD	0-0-0 (0.0)	3-109-1 (36.3)
Interceptions-Yds-TD	0-0-0	2-30-0
Time of Possession	28:42	31:18
Third-Down Conversions	4-of-11	9-of-11
Fourth-Down Conversions	2-of-2	0-of-0
Red-Zone Scores-Chances	3-for-4	4-for-5
Sacks By: Number-Yards	3-15	3-29

#### INDIVIDUAL STATISTICS

##### Colorado State

Rushing (Rushes-Yards-TDs): Matthews (12-109-1), Kinsey, Jr. (9-36-0), Carta-Samuels (4-(-29)-0)

Passing (Comp.-Att.-TD-Int.-Yards): Carta-Samuels (19-30-2-2-238), Hill (12-14-1-0-135)

Receiving (Receptions-Yards-TDs): Williams (9-154-1), Jackson (9-105-2), Butler (3-19), Mathews (3-15), Kinsey, Jr. (2-36), Johnson (2-12), McElroy (1-20), McBride (1-11), Hawkins (1-1)

Interceptions: None

Sacks: Campbell (1.0), Hubbard (1.0), Thomas (1.0)

##### Boise State

Rushing (Rushes-Yards-TDs): Mattison (20-85-1), Thomas (1-29-0), Van Buren (7-24-0), Shakir (1-15-0), Collingham (1-4-1), Henderson (1-(-1)-0), Rypien (6-(-6)-0)

Passing (Comp.-Att.-TD-Int.-Yards): Rypien (22-26-4-0-308), Henderson (1-1-0-14)

Receiving (Receptions-Yards-TDs): Richardson (6-137-2), Thomas (5-60-0), Modster (3-61-2), Blakley (3-15-0), Collingham (2-27-0), Mattison (2-4-0), Butler (1-14-0), Pistone (1-4-0)

Interceptions: Kaniho (1), Williams (1)

Sacks: Weaver (2.5), Hatada (0.5)

42

### GAME EIGHT


Boise State

@ Air Force

Oct. 27, 2018

Falcon Stadium • USAFA, Colo.  
Att.: 27,753 • TV: CBS SN

**USAFA, Colo. (AP) --** Brett Rypien threw for five TDs and Boise State pulled away late to beat Air Force 48-38. Rypien completed 20 of 34 passes for 399 yards. It was his fifth 300-yard passing game of the season and 20th of his career, most in school history. Hightower finished with eight catches for 182 yards and Sean Modster had 6 receptions for 101 yards for Boise State, which won for the first time in three trips to AF. Alexander Mattison ran 22 times for 136 yards and a TD.



SCORE BY QUARTER	1	2	3	4	F
Boise State	14	14	10	10	48
Air Force	7	21	3	7	38

#### SCORING SUMMARY

##### FIRST QUARTER

12:52 BSU Hightower 44-yd pass from Rypien (Hoggarth kick) 5 plays, 75 yards TOP: 2:08  
9:57 AF Fagan 17-yd run (Koehnke kick) 6 plays, 75 yards TOP: 2:55  
5:56 BSU Hightower 18-yd pass from Rypien (Hoggarth kick) 9 plays, 75 yards TOP: 4:01

##### SECOND QUARTER

14:56 AF Bennett 20-yd pass from Sanders (Koehnke kick) 11 plays, 75 yards TOP: 6:00  
11:38 BSU Richardson 21-yd pass from Rypien (Hoggarth kick) 8 plays, 79 yards TOP: 3:13  
9:30 AF Sanders 5-yd run (Koehnke kick) 5 plays, 75 yards TOP: 2:08  
1:12 AF Smith 32-yd pass from Saucier (Koehnke kick) 4 plays, 60 yards TOP: 1:23  
0:05 BSU Thomas 35-yd pass from Rypien (Hoggarth kick) 11 plays, 79 yards TOP: 1:01

##### THIRD QUARTER

8:22 BSU Hoggarth 30-yd field goal 10 plays, 67 yards TOP: 4:16  
6:04 BSU Mattison 1-yd run (Hoggarth kick) 2 plays, 5 yards TOP: 0:39  
0:20 AF Koehnke 38-yd field goal 11 plays, 55 yards TOP: 5:44

##### FOURTH QUARTER

8:22 BSU Hoggarth 47-yd field goal 7 plays, 45 yards TOP: 3:01  
5:24 AF Remsburg 5-yd pass from Sanders (Koehnke kick) 13 plays, 75 yards TOP: 6:50  
3:21 BSU Hightower 61-yd pass from Rypien (Hoggarth kick) 5 plays, 75 yards TOP: 2:03

#### TEAM STATISTICS

	BOISE STATE	AIR FORCE
First Downs	26	23
Net Yards Rushing	121	201
Net Yards Passing	409	242
Completions-Attempts-Int.	22-36-0	11-16-0
Total Offense (plays-yards)	69-530 (7.7)	67-443 (6.6)
Fumbles: Number-Lost	1-0	0-0
Penalties: Number-Yards	1-15	4-25
Punts-Yards	1-40 (40.0)	3-145 (48.3)
Kickoff returns-Yds-TD	4-74-0 (18.5)	0-0-0 (0.0)
Punt returns-Yards-TD	2-68-0 (34.0)	0-0-0 (0.0)
Interceptions-Yds-TD	0-0-0	0-0-0
Time of Possession	27:09	32:51
Third-Down Conversions	7-of-12	6-of-13
Fourth-Down Conversions	1-of-2	2-of-3
Red-Zone Scores-Chances	4-for-4	5-for-5
Sacks By: Number-Yards	2-19	2-18

#### INDIVIDUAL STATISTICS

##### Boise State

Rushing (Rushes-Yards-TDs): Mattison (22-136-1), Mahone (2-12-0), Shakir (2-4-0), Thomas (1-(-2)-0), Team (3-(-10)-0), Rypien (3-(-19)-0)

Passing (Comp.-Att.-TD-Int.-Yards): Rypien (20-34-5-0-399), Shakir (2-2-0-10)

Receiving (Receptions-Yards-TDs): Hightower (8-182-3), Modster (6-101-0), Thomas (3-53-1), Richardson (2-33-1), Shakir (1-27-0), Mahone (1-10-0), Bates (1-3-0)

Interceptions: None

Sacks: Brazier (1.0), Whimpey (1.0)

##### Air Force

Rushing (Rushes-Yards-TDs): I. Sanders (28-97-1), Fagan (14-67-1), Remsburg (3-22-0), Birdow (5-17-0), Team (1-(-2)-0)

Passing (Comp.-Att.-TD-Int.-Yards): I. Sanders (10-15-2-0-210), Saucier (1-1-1-0-32)

Receiving (Receptions-Yards-TDs): Smith (3-57-1), Saucier (2-77-0), Remsburg (2-10-1), Waguespack (1-37-0), Lewis (1-28-0), Bennett (1-20-1), G. Sanders (1-13-0)

Interceptions: None

Sacks: Fifita (1.0), Floyd (1.0)

## GAME-BY-GAME SUMMARIES

### GAME NINE

BYU

@ Boise State

Nov. 3, 2018


Albertsons Stadium • Boise, Idaho  
Att.: 35,241 • TV: ESPN2

**BOISE, Idaho (AP) --** Brett Rypien threw for 214 yards and a touchdown and Boise State held off upset-minded BYU 21-16.

Boise State leaned heavily on its defense to secure the victory. The Broncos registered seven sacks and nine tackles for loss.

Boise State led 14-6 at halftime before trading touchdowns with the Cougars in the third quarter. But BYU made things interesting after a 41-yard field goal by Skyler Southam with 4:35 left cut the Boise State lead to 21-16.

After the Cougars defense forced a Boise State punt with 2:05 remaining, Zach Wilson led the Cougars from their own 13 to the Boise State 2 with seven seconds remaining. However, on the final play, Tyson Maeva and Scale Igiehon combined for a sack on Wilson, preserving the victory.



SCORE BY QUARTER	1	2	3	4	F
BYU	0	6	7	3	16
Boise State	14	0	7	0	21

#### SCORING SUMMARY

##### FIRST QUARTER

9:27 BSU Mattison 1-yd run (Hoggarth kick) 7 plays, 41 yards TOP: 4:04  
0:54 BSU Richardson 7-yd pass from Rypien (Hoggarth kick) 11 plays, 69 yards TOP: 4:59

##### SECOND QUARTER

9:08 BYU Southam 26-yd field goal 12 plays, 67 yards TOP: 5:01  
4:58 BYU Southam 43-yd field goal 7 plays, -7 yards TOP: 3:56

##### THIRD QUARTER

9:46 BYU Wildson 4-yd run (Southam kick) 5 plays, 68 yards TOP: 2:00  
1:44 BSU Mattison 3-yd run (Hoggarth kick) 16 plays, 79 yards TOP: 8:02

##### FOURTH QUARTER

6:32 BYU Southam 41-yd field goal 12 plays, 42 yards TOP: 4:35

#### TEAM STATISTICS

	BYU	BOISE STATE
First Downs	21	20
Net Yards Rushing	96	113
Net Yards Passing	292	214
Completions-Attempts-Int.	19-29-0	23-35-1
Total Offense (plays-yards)	67-388 (5.8)	72-327 (4.5)
Fumbles: Number-Lost	3-3	1-1
Penalties: Number-Yards	8-58	7-81
Punts-Yards	2-77 (38.5)	3-118 (39.3)
Kickoff returns-Yds-TD	2-21-0 (10.5)	3-51-0 (17.0)
Punt returns-Yards-TD	1-11-0 (11.0)	0-0-0 (0.0)
Interceptions-Yds-TD	1-31-0	0-0-0
Time of Possession	27:31	32:29
Third-Down Conversions	3-of-12	8-of-14
Fourth-Down Conversions	2-of-2	1-of-2
Red-Zone Scores-Chances	3-for-5	3-for-4
Sacks By: Number-Yards	2-5	7-53

#### INDIVIDUAL STATISTICS

##### BYU

Rushing (Rushes-Yards-TDs): Hadley (11-39-0), Wilson (18-36-1), Collie (1-18-0), Canada (4-15-0), Katoa (1-8-0), Hall (1-(-2)-0), Team (1-(-18)-0)

Passing (Comp.-Att.-TD-Int.-Yards): Wilson (18-27-0-0-252), Pau'u (1-1-0-0-40), Team (0-1-0-0-0)

Receiving (Receptions-Yards-TDs): Collie (4-38-0), Shumway (3-62-0), Pau'u (3-19-0), Romney (2-22-0), El-Bakri (2-21-0), Hadley (1-59-0), Bushman (1-40-0), Hifo (1-18-0), Holker (1-7-0), Davis (1-6-0)

Interceptions: Shelton (1)

Sacks: Pili (1.0), C. Kaufusi (1.0)

##### Boise State

Rushing (Rushes-Yards-TDs): Mattison (25-89-2), Mahone (5-24-0), Van Buren (1-1-0), Shakir (1-0-0), Rypien (5-(-1)-0)

Passing (Comp.-Att.-TD-Int.-Yards): Rypien (23-35-1-1-214)

Receiving (Receptions-Yards-TDs): Mattison (5-40-0), Richardson (4-53-1), Mahone (3-17-0), Shakir (3-15-0), Thomas (2-41-0), Butler (2-22-0), Modster (2-18-0), Hightower (1-8-0), Blakley (1-0-0)

Interceptions: None

Sacks: Weaver (2.0), Igiehon (1.5), Maeva (1.5), Frazier (1.0), Kaniho (1.0)

### GAME 10

Fresno State

@ Boise State

Nov. 9, 2018


Albertsons Stadium • Boise, Idaho  
Att.: 33,118 • TV: ESPN2

**BOISE, Idaho (AP) —** Brett Rypien threw for 269 yards and Alexander Mattison rushed for 144 yards and a pair of touchdowns to lead Boise State to a 24-17 upset over No. 16 Fresno State.

Boise State beat a ranked team for the first time in November in program history to keep its conference title aspirations alive.

Fresno State entered the game as the nation's No. 2 scoring defense and had only given up three touchdowns in conference play before facing the Broncos.

Rypien, who became the Mountain West's all-time passing leader in both yards and receptions, hit Khalil Shakir in stride on a 49-yard scoring strike with 9:22 remaining in the fourth quarter to give the Broncos a 24-17 lead.



SCORE BY QUARTER	1	2	3	4	F
Fresno State	0	10	7	0	17
Boise State	3	0	7	14	24

#### SCORING SUMMARY

##### FIRST QUARTER

6:37 BSU Hoggarth 35-yd field goal 9 plays, 62 yards TOP: 4:05

##### SECOND QUARTER

14:12 FS Johnson 3-yd pass from McMaryion (Fuller kick) 9 plays, 83 yards TOP: 2:51  
0:00 FS Fuller 47-yd field goal 7 plays, 37 yards TOP: 1:14

##### THIRD QUARTER

11:42 FS Rivers 1-yd run (Fuller kick) 7 plays, 75 yards TOP: 3:18  
5:56 BSU Mattison 7-yd run (Hoggarth kick) 12 plays, 70 yards TOP: 5:40

##### FOURTH QUARTER

14:57 BSU Mattison 1-yd run (Hoggarth kick) 11 plays, 59 yards TOP: 5:15  
9:22 BSU Shakir 49-yd pass from Rypien (Hoggarth kick) 7 plays, 83 yards TOP: 2:31

#### TEAM STATISTICS

	FRESNO STATE	BOISE STATE
First Downs	22	24
Net Yards Rushing	107	179
Net Yards Passing	283	269
Completions-Attempts-Int.	24-35-0	24-30-1
Total Offense (plays-yards)	63-390 (6.2)	74-448 (6.1)
Fumbles: Number-Lost	1-0	0-0
Penalties: Number-Yards	9-61	4-45
Punts-Yards	4-159 (39.8)	2-69 (34.5)
Kickoff returns-Yds-TD	3-54-0 (18.0)	3-74-0 (24.7)
Punt returns-Yards-TD	0-0-0 (0.0)	2-6-0 (3.0)
Interceptions-Yds-TD	1-33-0	0-0-0
Time of Possession	25:34	34:26
Third-Down Conversions	2-of-10	10-of-16
Fourth-Down Conversions	1-of-2	1-of-2
Red-Zone Scores-Chances	2-for-2	3-for-4
Sacks By: Number-Yards	1-3	3-24

#### INDIVIDUAL STATISTICS

##### Fresno State

Rushing (Rushes-Yards-TDs): Mims (8-47-0), Rivers (7-33-1), McMaryion (9-12-0), Grim (2-8-0), Hokit (2-7-0)

Passing (Comp.-Att.-TD-Int.-Yards): McMaryion (24-35-1-0-283)

Receiving (Receptions-Yards-TDs): Johnson (8-95-1), Rivers (7-60-0), Grim (4-57-0), Rice (3-43-0), Hokit (1-22-0), Jordan (1-6-0)

Interceptions: Hughes (1)

Sacks: Helmuth (1)

##### Boise State

Rushing (Rushes-Yards-TDs): Mattison (30-144-2), Rypien (8-30-0), Shakir (2-5-0), Mahone (2-2-0), Hoggarth (1-(-1)-0), Team 1-(-1)-0

Passing (Comp.-Att.-TD-Int.-Yards): Rypien (24-29-1-1-269), Thomas (0-1-0-0-0)

Receiving (Receptions-Yards-TDs): Richardson (5-66-0), Modster (5-63-0), Shakir (4-59-1), Mattison (3-15-0), Blakley (2-17-0), Butler (2-14-0), Bates (1-15-0), Mahone (1-10-0), Thomas (1-10-0)

Interceptions: None

Sacks: Watson (1.0), Weaver (1.0), Lashley (0.5), Maeva (0.5)



## 2018 ROSTERS

### NUMERICAL

### ALPHABETICAL

NO	NAME	POS	NO.	NAME	POS	HT	WT	CL	EX	HOMETOWN (HS/JC)
1	Octavius Evans	WR	75	Kole Bailey	OL	6-4	292	RS-SO	SQ	Twin Falls, Idaho (Twin Falls HS)
2	Khalil Shakir	WR	85	John Bates	TE	6-6	246	RS-SO	1L	Lebanon, Ore. (Lebanon HS)
3	Brandon Hawkins	SLB	94	Blake Biby	LS	5-9	190	SO	TR	Rancho Cucamonga, Calif. (Ontario Christian HS/Incarnate Word)
3	Riley Smith	QB	86	Chase Blakley	TE	6-4	239	RS-SR	1L	Coeur d'Alene, Idaho (Coeur d'Alene HS)
4	DeAndre Pierce	S	27	Billy Bowers	WR	6-1	183	FR	HS	Redlands, Calif. (Redlands East Valley HS)
4	Brett Rypien	QB	81	Akilian Butler	WR	5-10	192	RS-JR	2L	Dallas, Texas (West Mesquite HS)
5	Garrett Collingham	TE	42	Daniel Cantrell	TE	6-0	225	RS-FR	RS	Boise, Idaho (Bishop Kelly HS)
5	Evan Tyler	S	76	Ezra Cleveland	OL	6-6	309	RS-SO	1L	Spanaway, Wash. (Bethel HS)
6	CT Thomas	WR	82	Stefan Cobbs	WR	6-0	177	FR	HS	Keller, Texas (Fossil Ridge HS)
7	Ezekiel Noa	WLB	83	Damon Cole	WR	6-0	175	RS-FR	RS	Richmond, Calif. (El Cerrito HS)
7	A.J. Richardson	WR	5	Garrett Collingham	TE	6-4	229	RS-JR	2L	Meridian, Idaho (Mountain View HS)
8	Jabril Frazier	STUD	10	Chase Cord	QB	6-2	206	RS-FR	RS	Peoria, Ariz. (Sunrise Mountain HS)
8	Sean Modster	WR	73	Nick Crabtree	OL	6-7	290	RS-SO	SQ	Huntington Beach, Calif. (Huntington Beach HS)
9	Jaylon Henderson	QB	74	Garrett Curran	OL	6-5	293	FR	HS	El Cajon, Calif. (Granite Hills HS)
9	Desmond Williams	SLB	87	Kaden DeLuna	TE	6-5	225	FR	HS	McCall, Idaho (McCall-Donnelly HS)
10	Chase Cord	QB	48	Bruno DeRose	WLB	5-11	223	RS-SO	1L	Pueblo, Colo. (Pueblo East HS)
10	Kekoa Nawahine	S	69	Austin Dixon	OL	6-6	289	RS-SO	SQ	Tempe, Ariz. (Corona del Sol HS)
13	Marques Evans	CB	35	Kukea Emmsley	DE	6-5	229	FR	HS	Kapolei, Hawaii (Kapolei HS)
14	Tyler Horton	CB	13	Marques Evans	CB	5-11	177	RS-FR	RS	Pasadena, Calif. (Newbury Park HS)
15	Maclaine Griffin	WR	1	Octavius Evans	WR	6-1	199	SO	1L	Center, Texas (Center HS)
15	Jalen Walker	CB	57	Emmanuel Fesili	NT	6-2	319	JR	1L	Long Beach, Calif. (Long Beach Poly HS)
16	John Hightower	WR	8	Jabril Frazier	STUD	6-4	238	RS-SR	3L	Los Angeles, Calif. (Verbum Dei HS)
17	Zach Matlock	QB	97	Keeghan Freeborn	NT	6-1	307	FR	HS	Meridian, Idaho (Rocky Mountain HS)
17	Phillip Mills	WLB	15	Maclaine Griffin	WR	6-2	191	FR	HS	Westlake Village, Calif. (Chaminade Prep)
19	Aisa Kelemete	DE	60	Isaiah Grover	DE	6-4	228	FR	HS	San Juan Capistrano, Calif. (San Juan Hills HS)
20	Roman Kafentzis	SLB	32	Jordan Happle	S	5-11	199	RS-SO	1L	Portland, Ore. (Jesusit HS)
21	Tyreqe Jones	S	71	Donte Harrington	OL	6-2	306	RS-SO	SQ	San Clemente, Calif. (San Clemente HS)
21	Andrew Van Buren	RB	93	Chase Hatada	DE	6-3	253	JR	2L	Rocklin, Calif. (Rocklin HS)
22	Tyric LeBeauf	CB	3	Brandon Hawkins	SLB	6-2	209	FR	HS	Georgetown, Texas (Georgetown HS)
22	Alexander Mattison	RB	41	Will Heffner	SLB	6-2	225	RS-JR	1L	Boise, Idaho (Bishop Kelly HS)
23	Damion Wright	S	9	Jaylon Henderson	QB	6-1	211	RS-JR	TR	Kingwood, Texas (Park HS/UTSA/Trinity Valley CC)
24	Ryan Swanson	S	49	Dylan Herberg	STUD	6-2	207	FR	HS	Boise, Idaho (Timberline HS)
25	Benton Wickersham	MLB	16	John Hightower	WR	6-2	183	JR	TR	Landover, Md. (Riverdale Baptist HS/Hinds CC)
26	Avery Williams	CB	96	Haden Hoggarth	K	6-0	195	RS-SR	1L	Ormond Beach, Fla. (Seabreeze HS / Bethune-Cookman)
27	Billy Bowers	WR	72	Dallas Holliday	OL	6-3	291	FR	HS	Sherman Oaks, Calif. (Oaks Christian HS)
28	Kekaula Kaniho	SLB	55	Kekaniokoa Holomalia-Gonzalez	OL	6-2	284	FR	HS	Santa Ana, Calif. (Mater Dei HS)
29	Chris Mitchell	CB	88	Tyneil Hopper	TE	6-2	226	FR	HS	Roswell, Ga. (Roswell HS)
30	Rob Lewis	CB	14	Tyler Horton	CB	5-11	190	SR	3L	Fresno, Calif. (Edison HS)
31	Skyler Seibold	RB	90	Scale Igiehon	NT	6-2	300	FR	HS	Del Valle, Texas (Del Valle HS)
31	KJ Walker	S	56	Joseph Inda	MLB	6-0	231	RS-SR	SQ	Anaheim, Calif. (Katella HS/Golden West College)
32	Jordan Happle	S	21	Tyreqe Jones	S	6-2	197	RS-FR	RS	San Bernardino, Calif. (San Geronio HS)
32	Spencer Keene	RB	20	Roman Kafentzis	SLB	6-1	216	RS-FR	RS	Rancho Santa Margarita, Calif. (Mater Dei HS)
33	Tony Lashley	MLB	28	Kekaula Kaniho	SLB	5-10	183	SO	1L	Kahuku, Hawaii (Kahuku HS)
34	Robert Mahone	RB	32	Spencer Keene	RB	5-11	228	FR	HS	Emmett, Idaho (Emmett HS)
35	Kukea Emmsley	DE	19	Aisa Kelemete	DE	6-4	234	RS-FR	RS	Pocatello, Idaho (Highland HS)
36	Blake Whitlock	WLB	67	Garrett Larson	OL	6-4	298	RS-JR	1L	Fruitland, Idaho (Fruitland HS)
37	Danny Smith	RB	33	Tony Lashley	MLB	6-1	233	RS-SR	TR	Kansas City, Mo. (Rockhurst HS/Idaho)
38	Demetri Washington	STUD	22	Tyric LeBeauf	CB	6-2	179	FR	HS	Long Beach, Calif. (Long Beach Poly HS)
39	Jake Shaddox	RB	30	Rob Lewis	CB	5-10	176	RS-SO	SQ	Los Angeles, Calif. (Hawkins HS)
40	Jabari Watson	DT	51	Dalton Lins	OL	6-1	282	FR	HS	Lahaina, Hawaii (Lahainaluna HS)
41	Will Heffner	SLB	54	Matt Locher	DT	6-2	269	RS-JR	1L	Los Alamitos, Calif. (Los Alamitos HS)
42	Daniel Cantrell	TE	98	Sonatane Lui	NT	6-1	305	JR	2L	Sandy, Utah (Alta HS)
42	Mujeeb Rufai	S	58	Tyson Maeve	MLB	6-0	230	JR	2L	San Diego, Calif. (Cathedral Catholic HS)
43	Joe Provenzano	MLB	34	Robert Mahone	RB	5-10	204	RS-SO	1L	Prosper, Texas (Prosper HS)
44	Riley Whimpey	WLB	62	Scott Matlock	DT	6-4	281	FR	HS	Homedale, Idaho (Homedale HS)
45	Kayode Rufai	DE	17	Zach Matlock	QB	6-0	193	FR	HS	Las Vegas, Nev. (Las Vegas HS)
46	Cody Shoemaker	TE	22	Alexander Mattison	RB	5-11	211	JR	2L	San Bernardino, Calif. (San Bernardino HS)
46	Joel Velazquez	K/P	80	Max Meyers	K	6-0	180	FR	HS	Anaheim, Calif. (Canyon HS)
47	Matt Pistone	TE	91	Durrant Mills	DE	6-5	261	SR	3L	South Jordan, Utah (Bingham HS)
48	Bruno DeRose	WLB	17	Phillip Mills	WLB	6-2	225	FR	HS	Menifee, Calif. (Paloma Valley HS)
49	Dylan Herberg	STUD	29	Chris Mitchell	CB	6-0	195	FR	HS	Mission Viejo, Calif. (Mission Viejo, Calif.)
49	Quinn Skillin	P	55	David Moa	DT	6-3	275	RS-SR	3L	San Diego, Calif. (Kearny HS)
50	Nicholai Pitman	LS	8	Sean Modster	WR	5-11	189	RS-SR	3L	Mission Viejo, Calif. (Mission Viejo HS)



# 2018 ROSTERS

## ALPHABETICAL

NO	NAME	POS	HT	WT	CL	EX	HOMETOWN (HS/JC)
77	John Molchon	OL	6-5	310	RS-JR	2L	Las Vegas, Nev. (Faith Lutheran HS)
66	Isiah Moore	OL	6-4	292	RS-JR	RS	Tiffin, Ohio (Columbian HS/Mesa CC)
10	Kekoa Nawahine	S	6-2	207	JR	2L	Meridian, Idaho (Rocky Mountain HS)
7	Ezekiel Noa	WLB	5-11	243	RS-FR	RS	Spring Valley, Calif. (Helix HS)
70	John Ojukwu	OL	6-6	297	RS-FR	RS	Boise, Idaho (Boise HS)
4	DeAndre Pierce	S	5-11	175	JR	2L	Long Beach, Calif. (Long Beach Poly HS)
47	Matt Pistone	TE	6-3	244	RS-JR	1L	Yuma, Ariz. (Yuma Catholic HS)
50	Nicholai Pitman	LS	5-11	229	JR	1L	Boise, Idaho (Timberline HS)
78	Andres Preciado	OL	6-6	295	RS-SR	3L	Imperial Beach, Calif. (Mar Vista HS)
43	Joe Provenzano	MLB	5-11	224	RS-SR	SQ	Glendora, Calif. (Damien HS)
95	Nick Provenzano	WLB	5-11	216	RS-SO	SQ	Glendora, Calif. (Damien HS)
79	Eric Quevedo	OL	6-4	295	RS-JR	1L	West Covina, Calif. (West Covina HS)
84	Cole Ramseyer	TE	6-4	222	FR	HS	Couer d'Alene, Idaho (Couer d'Alene HS)
7	A.J. Richardson	WR	6-0	212	RS-SR	3L	Lomita, Calif. (Narbonne HS)
89	Connor Riddle	WR	6-1	197	FR	HS	Boise, Idaho (Timberline HS)
45	Kayode Rufai	DE	6-4	255	RS-SO	1L	Portland, Ore. (Lincoln HS)
42	Mujeeb Rufai	S	6-0	198	FR	HS	Portland, Ore. (Madison HS)
4	Brett Rypien	QB	6-2	202	SR	3L	Spokane, Wash. (Shadle Park HS)
52	DJ Schramm	MLB	6-0	232	FR	HS	Fresno, Calif. (Clovis West HS)
31	Skyler Seibold	RB	6-1	207	RS-SR	2L	Temecula, Calif. (Chaparral HS)
92	Paul Semons	DT	6-3	269	RS-SR	1L	Eagle, Idaho (Eagle HS)
39	Jake Shaddox	RB	5-11	215	RS-JR	SQ	Redding, Calif. (Foothill HS/Azusa Pacific)
2	Khalil Shakir	WR	6-0	186	FR	HS	Murrieta, Calif. (Vista Murrieta HS)
46	Cody Shoemaker	TE	6-1	230	RS-JR	SQ	Santa Clarita, Calif. (Hart HS/College of the Canyons/Glendale CC)
49	Quinn Skillin	P	6-4	189	RS-SR	1L	San Diego, Calif. (University City HS/Wagner College)
37	Danny Smith	RB	6-0	211	FR	HS	Oxnard, Calif. (Oxnard HS)
3	Riley Smith	QB	6-4	206	FR	HS	St. Augustine, Fla. (Bartram Trail HS)
68	Jake Stetz	OL	6-2	296	RS-FR	RS	San Marcos, Calif. (Mission Hills HS)
24	Ryan Swanson	S	6-0	190	RS-FR	TR	Eagle, Idaho (Eage HS/Portland State)
6	CT Thomas	WR	5-8	171	SO	1L	Lancaster, Texas (Lancaster HS)
65	Zachary Troughton	OL	6-6	322	SR	SQ	Maxwell, Calif. (Maxwell HS/Butte CC)
5	Evan Tyler	S	6-2	191	RS-JR	1L	Corona, Calif. (Eleanor Roosevelt HS)
63	Keegan Ulrich	OL	6-4	249	FR	HS	Enumclaw, Wash. (Enumclaw HS)
21	Andrew Van Buren	RB	6-0	227	FR	HS	West Hills, Calif. (Chaminade Prep)
46	Joel Velazquez	K/P	6-0	224	RS-SO	1L	Mission Viejo, Calif. (Trabuco Hills HS)
64	Ben Vering	OL	6-4	265	RS-SO	SQ	Boise, Idaho (Capital HS)
15	Jalen Walker	CB	6-0	174	RS-SO	1L	Lawndale, Calif. (Lawndale HS)
31	KJ Walker	S	6-0	171	JR	TR	Long Beach, Calif. (Orange Lutheran HS/Orange Coast College)
38	Demitri Washington	STUD	6-3	254	FR	HS	Solana Beach, Calif. (Santa Fe Christian HS)
40	Jabari Watson	DT	6-1	253	RS-SO	SQ	Rancho Cucamonga, Calif. (Summit HS)
99	Curtis Weaver	STUD	6-3	266	RS-SO	1L	Long Beach, Calif. (St. Anthony HS)
44	Riley Whimpey	WLB	6-1	218	SO	1L	San Clemente, Calif. (San Clemente HS)
36	Blake Whitlock	WLB	6-1	214	RS-SR	1L	Reno, Nev. (Galena HS/Saddleback College)
53	Sam Whitney	STUD	6-2	233	RS-JR	1L	Folsom, Calif. (Folsom HS)
25	Benton Wickersham	MLB	6-2	230	SO	1L	Elko, Nev. (Elko HS)
26	Avery Williams	CB	5-9	197	RS-SO	1L	San Juan Capistrano, Calif. (JSerra Catholic HS)
9	Desmond Williams	SLB	5-11	200	RS-SO	1L	Corona, Calif. (Centennial HS)
23	Damion Wright	S	6-0	202	RS-JR	SQ	Los Angeles, Calif. (Bishop Mora Salesian HS)

## NUMERICAL

NO	NAME	POS
51	Dalton Lins	OL
52	DJ Schramm	MLB
53	Sam Whitney	STUD
54	Matt Locher	DT
55	Kekaniokoa Holomalia-Gonzalez	OL
55	David Moa	DT
56	Joseph Inda	MLB
57	Emmanuel Fesili	NT
58	Tyson Maeva	MLB
60	Isaiah Grover	DE
62	Scott Matlock	DT
63	Keegan Ulrich	OL
64	Ben Vering	OL
65	Zachary Troughton	OL
66	Isiah Moore	OL
67	Garrett Larson	OL
68	Jake Stetz	OL
69	Austin Dixon	OL
70	John Ojukwu	OL
71	Donte Harrington	OL
72	Dallas Holliday	OL
73	Nick Crabtree	OL
74	Garrett Curran	OL
75	Kole Bailey	OL
76	Ezra Cleveland	OL
77	John Molchon	OL
78	Andres Preciado	OL
79	Eric Quevedo	OL
80	Max Meyers	K
81	Akilian Butler	WR
82	Stefan Cobbs	WR
83	Damon Cole	WR
84	Cole Ramseyer	TE
85	John Bates	TE
86	Chase Blakley	TE
87	Kaden DeLuna	TE
88	Tyneil Hopper	TE
89	Connor Riddle	WR
90	Scale Igiehon	NT
91	Durrant Miles	DE
92	Paul Semons	DT
93	Chase Hatada	DE
94	Blake Biby	LS
95	Nick Provenzano	WLB
96	Haden Hoggarth	K
97	Keegan Freeborn	NT
98	Sonatane Lui	NT
99	Curtis Weaver	STUD

## PRONUNCIATION GUIDE

Chase Blakley . . . . . BLAKE-lee  
 Akilian Butler . . . . . uh-KILL-yun  
 Ezra Cleveland . . . . . EZZ-ruh  
 Stefan Cobbs . . . . . stef-ON  
 Kukea Emmsley . . . . . koo-KAY-uh  
 Marques Evans . . . . . Marcus  
 Emmanuel Fesili . . . . . feh-SILL-ee  
 Jabril Frazier . . . . . juh-BRILL  
 Chase Hatada . . . . . huh-TAH-duh  
 Haden Hoggarth . . . . . HAY-den / HO-garth  
 Kekaniokoa Holomalia-Gonzalez  
 . . . . . kay-kah-nee-uh-KO-uh /  
 . . . . . ho-lo-muh-LEE-uh  
 Tyneil Hopper . . . . . ty-NEEL  
 Scale Igiehon . . . . . ee-GAY-hon

Roman Kafentzis . . . . . kuh-FENCE-iss  
 Kekaula Kaniho . . . . . kay-COW-luh /  
 . . . . . kuh-NEE-ho  
 Aisa Kelemete . . . . . ICE-uh /  
 . . . . . kell-uh-MET-ay  
 Tyric LeBeauf . . . . . ty-REEK / luh-BUFF  
 Matt Locher . . . . . LOCK-er  
 Sonatane Lui . . . . . so-nuh-TAH-nay / LOO-ee  
 Tyson Maeva . . . . . my-AY-vuh  
 Robert Mahone . . . . . kuh-HONE  
 David Moa . . . . . MO-uh  
 John Molchon . . . . . MOLE-chon  
 Isiah Moore . . . . . eye-ZAY-uh  
 Kekoa Nawahine . . . . . kay-KO-uh /  
 . . . . . nah-wuh-HEE-nay

Ezekiel Noa . . . . . ee-ZEE-keel / NO-uh  
 John Ojukwu . . . . . oh-JOO-koo  
 Matt Pistone . . . . . pis-TONE-ee  
 Andres Preciado . . . . . press-ee-AH-doe  
 Eric Quevedo . . . . . kay-VAY-doe  
 Cole Ramseyer . . . . . RAM-say-uhr  
 Kayode Rufai . . . . . KY-oh-day / roo-fye  
 Brett Rypien . . . . . RIP-in  
 Skylar Seibold . . . . . SEE-bold  
 Jake Shaddox . . . . . SHAD-uks  
 Khalil Shakir . . . . . kuh-LEEL / shah-KEER  
 Zachary Troughton . . . . . TRO-tun

The Automated ScoreBook  
Boise State Combined Team Statistics (as of Nov 10, 2018)  
All games

Date	Opponent	Score	Att.
Sep. 1, 2018	at Troy	W 56-20	29612
Sep 08, 2018	UCONN	W 62-7	34515
Sep 15, 2018	at #24 Oklahoma State	L 21-44	54974
* Sep 29, 2018	at Wyoming Cowboys	W 34-14	22271
* Oct 06, 2018	SAN DIEGO STATE	L 13-19	36679
* Oct 13, 2018	at Nevada	W 31-27	21431
* Oct 19, 2018	COLORADO STATE	W 56-28	32299
* Oct 27, 2018	at Air Force	W 48-38	27753
Nov 03, 2018	BYU	W 21-16	35241
* Nov 09, 2018	#16 FRESNO STATE	W 24-17	33118

Record:	Overall	Home	Away	Neutral
All games	8-2	4-1	4-1	0-0
Conference	5-1	2-1	3-0	0-0
Non-Conference	3-1	2-0	1-1	0-0

Team Statistics	BSU	OPP
FIRST DOWNS	242	185
Rushing	93	72
Passing	138	98
Penalty	11	15
RUSHING YARDAGE	1527	1259
Rushing Attempts	378	341
Average Per Rush	4.0	3.7
Average Per Game	152.7	125.9
TDs Rushing	18	14
PASSING YARDAGE	3139	2393
Comp-Att-Int	255-370-8	183-289-5
Average Per Pass	8.5	8.3
Average Per Catch	12.3	13.1
Average Per Game	313.9	239.3
TDs Passing	26	13
TOTAL OFFENSE	4666	3652
Average Per Play	6.2	5.8
Average Per Game	466.6	365.2
KICK RETURNS: #-Yards	23-504	22-438
PUNT RETURNS: #-Yards	25-261	7-43
INT RETURNS: #-Yards	5-136	8-144
FUMBLES-LOST	14-4	17-12
PENALTIES-Yards	57-550	60-432
PUNTS-AVG	33-35.6	48-42.6
TIME OF POSSESSION/Game	32:19	27:12
3RD-DOWN Conversions	88/156	39/126
4TH-DOWN Conversions	11/18	12/19

Rushing	gp	att	gain	loss	net	avg	td	lg	avg/g
MATTISON, Alex	10	205	914	44	870	4.2	12	35	87.0
HIGHTOWER, J.	9	8	163	0	163	20.4	2	88	18.1
VAN BUREN, A.	9	27	135	2	133	4.9	1	23	14.8
MAHONE, Robert	10	27	116	3	113	4.2	0	12	11.3
CORD, Chase	4	8	109	0	109	13.6	1	44	27.2
SHAKIR, Khalil	10	14	81	11	70	5.0	1	28	7.0
SEIBOLD, Skyler	10	7	36	1	35	5.0	0	10	3.5
HENDERSON, J.	2	5	30	1	29	5.8	0	14	14.5
THOMAS, CT	10	2	29	2	27	13.5	0	29	2.7
RYPIEN, Brett	10	60	145	137	8	0.1	0	15	0.8
COLLINGHAM, G.	8	1	4	0	4	4.0	1	4	0.5
Total	10	378	1762	235	1527	4.0	18	88	152.7
Opponents	10	341	1635	376	1259	3.7	14	75	125.9

Passing	gp	effic	comp-att-int	pct	yds	td	lg	avg/g
RYPIEN, Brett	10	159.81	246-357-7	68.9	3048	25	74	304.8
CORD, Chase	4	143.64	6-9-1	66.7	67	1	24	16.8
SHAKIR, Khalil	10	142.00	2-2-0	100.0	10	0	8	1.0
THOMAS, CT	10	0.00	0-1-0	0.0	0	0	0	0.0
HENDERSON, J.	2	217.60	1-1-0	100.0	14	0	14	7.0
Total	10	159.05	255-370-8	68.9	3139	26	74	313.9
Opponents	10	144.26	183-289-5	63.3	2393	13	72	239.3

Interceptions	no.	yds	avg	td	lg
WILLIAMS, Avery	2	31	15.5	0	24
LASHLEY, Tony	1	0	0.0	0	0
HORTON, Tyler	1	99	99.0	1	99
KANIHO, Kekaula	1	6	6.0	0	6

Punting	no.	yds	avg	lg	tb	fc	i20	50+	blk
SKILLIN, Quinn	29	1106	38.1	56	4	9	13	2	1
TEAM	2	0	0.0	0	0	0	0	0	0
VELAZQUEZ, Joel	2	70	35.0	37	0	1	0	0	1

Punt Returns	no.	yds	avg	td	lg
WILLIAMS, Avery	12	127	10.6	0	67
SHAKIR, Khalil	11	58	5.3	0	22
HIGHTOWER, J.	1	2	2.0	0	0
TEAM	1	0	0.0	0	0
KANIHO, Kekaula	0	74	0.0	1	74
Total	25	261	10.4	1	74
Opponents	7	43	6.1	1	13

Field Goals	fg	pct.	01-19	20-29	30-39	40-49	50-99	lg	blk
HOGGARTH, Haden	8-13	61.5	0-0	1-2	5-6	2-4	0-1	47	0

Kick Returns	no.	yds	avg	td	lg
HIGHTOWER, J.	10	201	20.1	0	31
MATTISON, Alex	4	87	21.8	0	25
SHAKIR, Khalil	4	100	25.0	0	29
BUTLER, Akilian	3	53	17.7	0	20
WILLIAMS, Avery	1	44	44.0	1	44
BLAKLEY, Chase	1	19	19.0	0	19
Total	23	504	21.9	1	44
Opponents	22	438	19.9	0	32

Scoring	td	fg	PAT			dxp	saf	pts
			kick	rush	rcv			
MATTISON, Alex	12	-	-	-	-	-	-	72
HOGGARTH, Haden	-	8-13	47-47	-	-	-	-	71
HIGHTOWER, J.	8	-	-	-	-	-	-	48
RICHARDSON, AJ	8	-	-	-	-	-	-	48
MODSTER, Sean	4	-	-	-	-	-	-	24
THOMAS, CT	3	-	-	-	-	-	-	18
HORTON, Tyler	3	-	-	-	-	-	-	18
BUTLER, Akilian	2	-	-	-	-	-	-	12
SHAKIR, Khalil	2	-	-	-	-	-	-	12
COLLINGHAM, G.	1	-	-	-	-	-	-	6
CORD, Chase	1	-	-	-	-	-	-	6
VAN BUREN, A.	1	-	-	-	-	-	-	6
WILLIAMS, Avery	1	-	-	-	-	-	-	6
BLAKLEY, Chase	1	-	-	-	-	-	-	6
KANIHO, Kekaula	1	-	-	-	-	-	-	6
Total	49	8-13	48-49	-	-	-	-	366
Opponents	28	12-17	26-26	-	-	0-2	-	230

All Purpose	g	rush	rcv	pr	kr	ir	total	avg/g
MATTISON, Alex	10	870	121	0	87	0	1078	107.8
HIGHTOWER, J.	9	163	496	2	201	0	862	95.8
MODSTER, Sea	10	0	723	0	0	0	723	72.3
RICHARDSON,	10	0	719	0	0	0	719	71.9
THOMAS, CT	10	27	407	0	0	0	434	43.4
Total	10	1527	3139	261	504	136	5567	556.7
Opponents	10	1259	2393	43	438	144	4277	427.7

Total Offense	g	plays	rush	pass	total	avg/g
RYPIEN, Brett	10	417	8	3048	3056	305.6
MATTISON, Alex	10	205	870	0	870	87.0
CORD, Chase	4	17	109	67	176	44.0
HIGHTOWER, J.	9	8	163	0	163	18.1
VAN BUREN, A.	9	27	133	0	133	14.8
Total	10	749	1527	2120	4666	466.6

Score by Quarters	1st	2nd	3rd	4th	OT	Total
Boise State	111	100	83	72	0	366
Opponents	27	78	72	52	0	229

The Automated ScoreBook  
Boise State Overall Team Statistics (as of Nov 10, 2018)  
All games

Team Statistics	BSU	OPP
SCORING	366	230
Points Per Game	36.6	23.0
Points Off Turnovers	63	44
FIRST DOWNS	242	185
Rushing	93	72
Passing	138	98
Penalty	11	15
RUSHING YARDAGE	1527	1259
Yards gained rushing	1762	1635
Yards lost rushing	235	376
Rushing Attempts	378	341
Average Per Rush	4.0	3.7
Average Per Game	152.7	125.9
TDs Rushing	18	14
PASSING YARDAGE	3139	2393
Comp-Att-Int	255-370-8	183-289-5
Average Per Pass	8.5	8.3
Average Per Catch	12.3	13.1
Average Per Game	313.9	239.3
TDs Passing	26	13
TOTAL OFFENSE	4666	3652
Total Plays	748	630
Average Per Play	6.2	5.8
Average Per Game	466.6	365.2
KICK RETURNS: #-Yards	23-504	22-438
PUNT RETURNS: #-Yards	25-261	7-43
INT RETURNS: #-Yards	5-136	8-144
KICK RETURN AVERAGE	21.9	19.9
PUNT RETURN AVERAGE	10.4	6.1
INT RETURN AVERAGE	27.2	18.0
FUMBLES-LOST	14-4	17-12
PENALTIES-Yards	57-550	60-432
Average Per Game	55.0	43.2
PUNTS-Yards	33-1176	48-2044
Average Per Punt	35.6	42.6
Net punt average	31.9	36.3
KICKOFFS-Yards	66-4167	47-2904
Average Per Kick	63.1	61.8
Net kick average	41.0	40.4
TIME OF POSSESSION/Game	32:19	27:12
3RD-DOWN Conversions	88/156	39/126
3rd-Down Pct	56%	31%
4TH-DOWN Conversions	11/18	12/19
4th-Down Pct	61%	63%
SACKS BY-Yards	34-272	24-136
MISC YARDS	18	0
TOUCHDOWNS SCORED	49	28
FIELD GOALS-ATTEMPTS	8-13	12-17
ON-SIDE KICKS	0-0	0-2
RED-ZONE SCORES	(29-35) 83%	(26-31) 84%
RED-ZONE TOUCHDOWNS	(22-35) 63%	(17-31) 55%
PAT-ATTEMPTS	(48-49) 98%	(26-26) 100%
ATTENDANCE	171852	156041
Games/Avg Per Game	5/34370	5/31208
Neutral Site Games		0/0

Score by Quarters	1st	2nd	3rd	4th	OT	Total
Boise State	111	100	83	72	0	366
Opponents	27	78	72	53	0	230

The Automated ScoreBook  
Boise State Overall Individual Statistics (as of Nov 10, 2018)  
All games

Rushing	gp	att	gain	loss	net	avg	td	lg	avg/g
MATTISON, Alex	10	205	914	44	870	4.2	12	35	87.0
HIGHTOWER, J.	9	8	163	0	163	20.4	2	88	18.1
VAN BUREN, A.	9	27	135	2	133	4.9	1	23	14.8
MAHONE, Robert	10	27	116	3	113	4.2	0	12	11.3
CORD, Chase	4	8	109	0	109	13.6	1	44	27.2
SHAKIR, Khalil	10	14	81	11	70	5.0	1	28	7.0
SEIBOLD, Skyler	10	7	36	1	35	5.0	0	10	3.5
HENDERSON, J.	2	5	30	1	29	5.8	0	14	14.5
THOMAS, CT	10	2	29	2	27	13.5	0	29	2.7
RYPIEN, Brett	10	60	145	137	8	0.1	0	15	0.8
COLLINGHAM, G.	8	1	4	0	4	4.0	1	4	0.5
KAFENTZIS, R.	6	1	0	0	0	0.0	0	0	0.0
HOGGARTH, Haden	9	1	0	1	-1	-1.0	0	0	-0.1
TEAM	8	12	0	33	-33	-2.8	0	0	-4.1
Total	10	378	1762	235	1527	4.0	18	88	152.7
Opponents	10	341	1635	376	1259	3.7	14	75	125.9

Passing	gp	effic	comp-att-int	pct	yds	td	lg	avg/g
RYPIEN, Brett	10	159.81	246-357-7	68.9	3048	25	74	304.8
CORD, Chase	4	143.64	6-9-1	66.7	67	1	24	16.8
SHAKIR, Khalil	10	142.00	2-2-0	100.0	10	0	8	1.0
THOMAS, CT	10	0.00	0-1-0	0.0	0	0	0	0.0
HENDERSON, J.	2	217.60	1-1-0	100.0	14	0	14	7.0
Total	10	159.05	255-370-8	68.9	3139	26	74	313.9
Opponents	10	144.26	183-289-5	63.3	2393	13	72	239.3

Receiving	gp	no.	yds	avg	td	lg	avg/g
MODSTER, Sean	10	50	723	14.5	4	54	72.3
RICHARDSON, AJ	10	44	719	16.3	8	74	71.9
THOMAS, CT	10	31	407	13.1	3	53	40.7
HIGHTOWER, J.	9	30	496	16.5	6	67	55.1
BUTLER, Akilian	10	23	189	8.2	2	24	18.9
MATTISON, Alex	10	21	121	5.8	0	17	12.1
SHAKIR, Khalil	10	16	170	10.6	1	49	17.0
BLAKLEY, Chase	10	14	66	4.7	1	12	6.6
MAHONE, Robert	10	11	81	7.4	0	10	8.1
BATES, John	10	7	91	13.0	1	24	9.1
COLLINGHAM, G.	8	4	57	14.2	0	26	7.1
EVANS, Octavius	5	2	12	6.0	0	11	2.4
PISTONE, Matt	9	1	4	4.0	0	4	0.4
SEIBOLD, Skyler	10	1	3	3.0	0	3	0.3
Total	10	255	3139	12.3	26	74	313.9
Opponents	10	183	2393	13.1	13	72	239.3

Punt Returns	no.	yds	avg	td	lg
WILLIAMS, Avery	12	127	10.6	0	67
SHAKIR, Khalil	11	58	5.3	0	22
HIGHTOWER, J.	1	2	2.0	0	0
TEAM	1	0	0.0	0	0
KANIHO, Kekaula	0	74	0.0	1	74
Total	25	261	10.4	1	74
Opponents	7	43	6.1	1	13

Interceptions	no.	yds	avg	td	lg
WILLIAMS, Avery	2	31	15.5	0	24
LASHLEY, Tony	1	0	0.0	0	0
KANIHO, Kekaula	1	6	6.0	0	6
HORTON, Tyler	1	99	99.0	1	99
Total	5	136	27.2	1	99
Opponents	8	144	18.0	0	35

Kick Returns	no.	yds	avg	td	lg
HIGHTOWER, J.	10	201	20.1	0	31
MATTISON, Alex	4	87	21.8	0	25
SHAKIR, Khalil	4	100	25.0	0	29
BUTLER, Akilian	3	53	17.7	0	20
BLAKLEY, Chase	1	19	19.0	0	19
WILLIAMS, Avery	1	44	44.0	1	44
Total	23	504	21.9	1	44
Opponents	22	438	19.9	0	32

Fumble Returns	no.	yds	avg	td	lg
HORTON, Tyler	3	76	25.3	2	55
LUI, Sonatane	1	5	5.0	0	5
Total	4	81	20.2	2	55
Opponents	1	14	14.0	0	14



The Automated ScoreBook  
Boise State Overall Individual Statistics (as of Nov 10, 2018)  
All games

Scoring	td	fg	PAT				dpx	saf	pts
			kick	rush	rcv	pass			
MATTISON, Alex	12	-	-	-	-	-	-	72	
HOGGARTH, Haden	-	8-13	47-47	-	-	-	-	71	
RICHARDSON, AJ	8	-	-	-	-	-	-	48	
HIGHTOWER, J.	8	-	-	-	-	-	-	48	
MODSTER, Sean	4	-	-	-	-	-	-	24	
THOMAS, CT	3	-	-	-	-	-	-	18	
HORTON, Tyler	3	-	-	-	-	-	-	18	
BUTLER, Akilian	2	-	-	-	-	-	-	12	
SHAKIR, Khalil	2	-	-	-	-	-	-	12	
VAN BUREN, A.	1	-	-	-	-	-	-	6	
CORD, Chase	1	-	-	-	-	-	-	6	
KANIHO, Kekaula	1	-	-	-	-	-	-	6	
BLAKLEY, Chase	1	-	-	-	-	-	-	6	
BATES, John	1	-	-	-	-	-	-	6	
WILLIAMS, Avery	1	-	-	-	-	-	-	6	
COLLINGHAM, G.	1	-	-	-	-	-	-	6	
VELAZQUEZ, Joel	-	-	1-2	-	-	-	-	1	
Total	49	8-13	48-49	-	-	-	-	366	
Opponents	28	12-17	26-26	-	-	0-2	-	230	

Total Offense	g	plays	rush	pass	total	avg/g
RYPIEN, Brett	10	417	8	3048	3056	305.6
MATTISON, Alex	10	205	870	0	870	87.0
CORD, Chase	4	17	109	67	176	44.0
HIGHTOWER, J.	9	8	163	0	163	18.1
VAN BUREN, A.	9	27	133	0	133	14.8
MAHONE, Robert	10	27	113	0	113	11.3
SHAKIR, Khalil	10	16	70	10	80	8.0
HENDERSON, J.	2	6	29	14	43	21.5
SEIBOLD, Skyler	10	7	35	0	35	3.5
THOMAS, CT	10	3	27	0	27	2.7
COLLINGHAM, G.	8	1	4	0	4	0.5
HOGGARTH, Haden	9	1	-1	0	-1	-0.1
TEAM	8	12	-33	0	-33	-4.1
Total	10	748	1527	3139	4666	466.6
Opponents	10	630	1259	2393	3652	365.2

Field Goals	fg	pct.	01-19	20-29	30-39	40-49	50-99	lg	blk
HOGGARTH, Haden	8-13	61.5	0-0	1-2	5-6	2-4	0-1	47	0

FG Sequence	Boise State	Opponents
Troy	44	32
UCONN	(28),(44)	-
Oklahoma State	26	(22),(48),(23)
Wyoming Cowboys	38,(30),(33)	-
San Diego State	-	(36),(41)
Nevada	(31)	(35),49,(28)
Colorado State	-	-
Air Force	(30),(47)	(38)
BYU	41	48,(26),(43),(41)
Fresno State	50,(35)	38,(47),50

Punting	no.	yds	avg	lg	tb	fc	i20	50+	blk
SKILLIN, Quinn	29	1106	38.1	56	4	9	13	2	1
VELAZQUEZ, Joel	2	70	35.0	37	0	1	0	0	1
TEAM	2	0	0.0	0	0	0	0	0	0
Total	33	1176	35.6	56	4	10	13	2	2
Opponents	48	2044	42.6	59	2	6	12	13	1

Kickoffs	no.	yds	avg	tb	ob	retn	net	ydln
VELAZQUEZ, Joel	44	2826	64.2	27	1			
SKILLIN, Quinn	17	1065	62.6	12	0			
HOGGARTH, Haden	5	276	55.2	2	0			
Total	66	4167	63.1	41	1	19.9	41.0	24
Opponents	47	2904	61.8	20	5	21.9	40.4	24

Numbers in (parentheses) indicate field goal was made.

The Automated ScoreBook  
Boise State Overall Individual Statistics (as of Nov 10, 2018)  
All games

All Purpose	g	rush	rcv	pr	kr	ir	total	avg/g
MATTISON, Ale	10	870	121	0	87	0	1078	107.8
HIGHTOWER, J.	9	163	496	2	201	0	862	95.8
MODSTER, Sea	10	0	723	0	0	0	723	72.3
RICHARDSON,	10	0	719	0	0	0	719	71.9
THOMAS, CT	10	27	407	0	0	0	434	43.4
SHAKIR, Khalil	10	70	170	58	100	0	398	39.8
BUTLER, Akilian	10	0	189	0	53	0	242	24.2
WILLIAMS, Aver	10	0	0	127	44	31	202	20.2
MAHONE, Robe	10	113	81	0	0	0	194	19.4
VAN BUREN, A.	9	133	0	0	0	0	133	14.8
CORD, Chase	4	109	0	0	0	0	109	27.2
HORTON, Tyler	8	0	0	0	0	99	99	12.4
BATES, John	10	0	91	0	0	0	91	9.1
BLAKLEY, Chas	10	0	66	0	19	0	85	8.5
KANIHO, Kekaul	10	0	0	74	0	6	80	8.0
COLLINGHAM,	8	4	57	0	0	0	61	7.6
SEIBOLD, Skyle	10	35	3	0	0	0	38	3.8
HENDERSON, J	2	29	0	0	0	0	29	14.5
EVANS, Octaviu	5	0	12	0	0	0	12	2.4
RYPIEN, Brett	10	8	0	0	0	0	8	0.8
PISTONE, Matt	9	0	4	0	0	0	4	0.4
HOGGARTH, H	9	-1	0	0	0	0	-1	-0.1
TEAM	8	-33	0	0	0	0	-33	-4.1
Total	10	1527	3139	261	504	136	5567	556.7
Opponents	10	1259	2393	43	438	144	4277	427.7

The Automated ScoreBook  
Boise State Overall Defensive Statistics (as of Nov 10, 2018)  
All games

#	Defensive Leaders	gp	Tackles				tfl/yds	Sacks	Pass defense			Fumbles		blkd	
			ua	a	tot	no-yds		int-yds	brup	qbh	rcv-yds	ff	kick	saf	
10	NAWAHINE, Kekoa	10	35	26	61	0.5-0	.	.	1	.	1-0	1	.	.	
44	WHIMPEY, Riley	9	26	29	55	3.0-14	2.0-13	.	1	2	1-0	.	.	.	
58	MAEVA, Tyson	9	26	19	45	6.0-30	3.0-27	.	1	.	.	.	.	.	
26	WILLIAMS, Avery	10	24	13	37	1.0-2	.	2-31	5	.	.	2	1	.	
8	FRAZIER, Jabril	10	22	15	37	8.5-53	5.5-41	.	.	.	1-0	1	.	.	
14	HORTON, Tyler	8	19	14	33	.	.	1-99	3	.	4-76	1	.	.	
28	KANIHO, Kekaula	10	20	10	30	2.0-13	1.0-9	1-6	2	.	.	.	.	.	
99	WEAVER, Curtis	10	18	12	30	13.0-96	8.5-79	.	.	1	.	1	.	.	
21	JONES, Tyreque	10	17	12	29	.	.	.	1	.	1-0	1	.	.	
0D	PIERCE, DeAndre	4	13	10	23	1.0-9	1.0-9	.	.	.	.	.	.	.	
93	HATADA, Chase	9	9	12	21	3.0-24	1.5-21	.	1	.	.	1	.	.	
91	MILES, Durrant	10	11	10	21	6.5-44	4.5-41	.	.	.	.	1	.	.	
9	WILLIAMS, D.	10	12	9	21	3.0-13	1.0-4	.	1	.	.	1	.	.	
98	LUI, Sonatane	8	8	11	19	2.5-3	.	.	.	.	1-5	.	.	.	
15	WALKER, Jalen	7	13	5	18	.	.	.	2	.	2-0	.	.	.	
25	WICKERSHAM, B.	10	9	8	17	.	.	.	.	.	.	.	.	.	
54	LOCHER, Matt	10	4	10	14	2.5-7	1.0-4	.	.	.	.	.	.	.	
33	LASHLEY, Tony	10	7	6	13	2.5-7	0.5-3	1-0	.	.	.	1	.	.	
90	IGIEHON, Scale	8	2	10	12	2.0-3	1.5-3	.	.	.	.	.	.	.	
0G	NOA, Ezekiel	7	5	7	12	2.0-4	.	.	.	.	.	.	.	.	
45	RUFAL, Kayode	9	3	8	11	1.0-5	0.5-4	.	.	.	.	.	.	.	
32	HAPPLE, Jordan	5	6	5	11	0.5-1	.	.	.	.	.	.	.	.	
57	FESILI, E.	7	3	6	9	0.5-1	.	.	.	.	.	.	.	.	
48	DEROSE, Bruno	10	5	3	8	.	.	.	.	.	.	.	.	.	
53	WHITNEY, Sam	8	4	4	8	.	.	.	.	1	.	.	.	.	
36	WHITLOCK, Blake	9	2	6	8	.	.	.	1	.	.	.	.	.	
40	WATSON, Jabari	9	3	3	6	2.0-13	1.5-11	.	1	.	.	.	.	.	
31	SEIBOLD, Skyler	10	3	2	5	.	.	.	.	.	1-0	.	.	.	
0E	TYLER, Evan	8	3	1	4	1.0-3	1.0-3	.	.	.	.	.	.	.	
56	INDA, Joseph	3	2	1	3	.	.	.	.	.	.	.	.	.	
7	RICHARDSON, AJ	10	1	2	3	.	.	.	.	.	.	.	.	.	
5	COLLINGHAM, G.	8	.	2	2	.	.	.	.	.	.	.	.	.	
30	LEWIS, Robert	8	1	1	2	.	.	.	.	.	.	.	.	.	
55	MOA, David	2	2	.	2	1.0-2	.	.	.	.	.	.	.	.	
4	RYPIEN, Brett	10	1	.	1	.	.	.	.	.	.	.	.	.	
3A	WALKER, KJ	1	.	1	1	.	.	.	.	.	.	.	.	.	
20	KAFENTZIS, R.	6	.	1	1	.	.	.	.	.	.	.	.	.	
41	HEFFNER, Will	7	1	.	1	.	.	.	.	.	.	.	.	.	
1J	CORD, Chase	4	1	.	1	.	.	.	.	.	.	.	.	.	
39	SHADDOX, Jake	6	1	.	1	.	.	.	.	.	.	.	.	.	
77	MOLCHON, John	10	1	.	1	.	.	.	.	.	.	.	.	.	
76	CLEVELAND, Ezra	10	1	.	1	.	.	.	.	.	.	.	.	.	
49	SKILLIN, Quinn	10	1	.	1	.	.	.	.	.	.	.	.	.	
22	MATTISON, Alex	10	1	.	1	.	.	.	.	.	.	.	.	.	
16	HIGHTOWER, J.	9	.	.	.	.	.	.	.	.	.	.	1	.	
Total		10	346	294	640	65-347	34-272	5-136	20	4	12-81	11	2	.	
Opponents		10	405	336	741	55-214	24-136	8-144	24	6	4-14	8	2	.	