



# THE UNIVERSITY OF NEW MEXICO

2018-19 MEN'S BASKETBALL

15 NCAA Tournament Appearances  
 WAC Champions: 1964, 1968, 1974, 1978, 1993, 1994, 1996  
 Six Mountain West Tournament Championships:  
 2005, 2009, 2010, 2012, 2013, 2014

2018-19 SCHEDULE			
DATE	OPPONENT	TV	TIME (MT)
Nov. 6	at CSUN	CSUN SN	W, 87-84
<b>Nov. 10</b>	<b>Northern NM (Exh.)</b>		<b>W, 115-66</b>
<b>Nov. 13</b>	<b>Iona</b>	<b>MWN</b>	<b>W, 90-83</b>
<b>Nov. 17</b>	<b>NM State</b>	<b>AT&amp;TSN</b>	<b>L, 98-94</b>
<b>Nov. 24</b>	<b>UTEP</b>	<b>MWN</b>	<b>W, 84-78</b>
2018 Mountain West/Missouri Valley Challenge			
Dec. 1	at Bradley	ESPN+	W, 85-75
Dec. 4	at NM State	TBA	L, 100-65
2018 Basketball Hall of Fame Classic, Los Angeles			
Dec. 7	vs Saint Mary's	FloHoops	L, 85-60
<b>Dec. 11</b>	<b>Colorado</b>	<b>ESPN2</b>	<b>L, 78-75</b>
<b>Dec. 16</b>	<b>Central Arkansas</b>	<b>AT&amp;TSN</b>	<b>W, 82-70</b>
<b>Dec. 18</b>	<b>North Texas</b>	<b>MWN</b>	<b>L, 74-65</b>
<b>Dec. 22</b>	<b>Penn</b>	<b>MWN</b>	<b>L, 75-65</b>
Dec. 30	at Univ. of SW	N/A	W, 103-47
Jan. 2	at Air Force*	AT&TSN	W, 65-58
<b>Jan. 5</b>	<b>No. 5/6 Nevada*</b>	<b>ESPNU</b>	<b>W, 85-58</b>
<b>Jan. 8</b>	<b>UNLV*</b>	<b>ESPN2</b>	<b>L, 80-69</b>
Jan. 12	at Colorado State*	CBSSN	L, 91-76
Jan. 15	at San Diego State*	CBSSN	L, 97-77
<b>Jan. 19</b>	<b>Wyoming*</b>	<b>ESPN3</b>	<b>W, 83-53</b>
Jan. 22	at UNLV*	CBSSN	L, 74-58
<b>Jan. 26</b>	<b>Utah State*</b>	<b>CBSSN</b>	<b>L, 68-66</b>
Feb. 2	at Fresno State*	ESPNU	L, 82-70
<b>Feb. 5</b>	<b>San Diego State*</b>	<b>ESPN2</b>	<b>W, 83-70</b>
Feb. 9	at No. 6 Nevada*	CBSSN	L, 91-62
<b>Feb. 13</b>	<b>San José State*</b>	<b>AT&amp;TSN</b>	<b>W, 92-60</b>
<b>Feb. 16</b>	<b>Fresno State*</b>	<b>ESPN3</b>	<b>L, 81-73</b>
Feb. 20	at Utah State*	ESPNU	L, 71-55
Feb. 26	at San José State*	AT&TSN	L, 89-82
<b>Mar. 2</b>	<b>Colorado State*</b>	<b>ESPNU</b>	<b>W, 77-65</b>
<b>Mar. 6</b>	<b>Boise State*</b>	<b>ESPN3</b>	<b>W, 73-72</b>
Mar. 9	at Wyoming*	ESPN3	L, 88-81
2018 MW Championship (Hosted by UNLV)			
Mar. 13	(10) Wyoming (1st Rnd)	MWN	W, 78-68
Mar. 14	(2) Utah St. (MW QFs)	CBSSN	7 p.m. MT
Mar. 15	MW Semifinals	TBA	TBA
Mar. 16	MW Championship	TBA	TBA

**Bold** denotes home game at Dreamstyle Arena (15,411)  
*italics* denotes tournament  
 \*denotes Mountain West game  
 Game times listed are Mountain time and subject to change

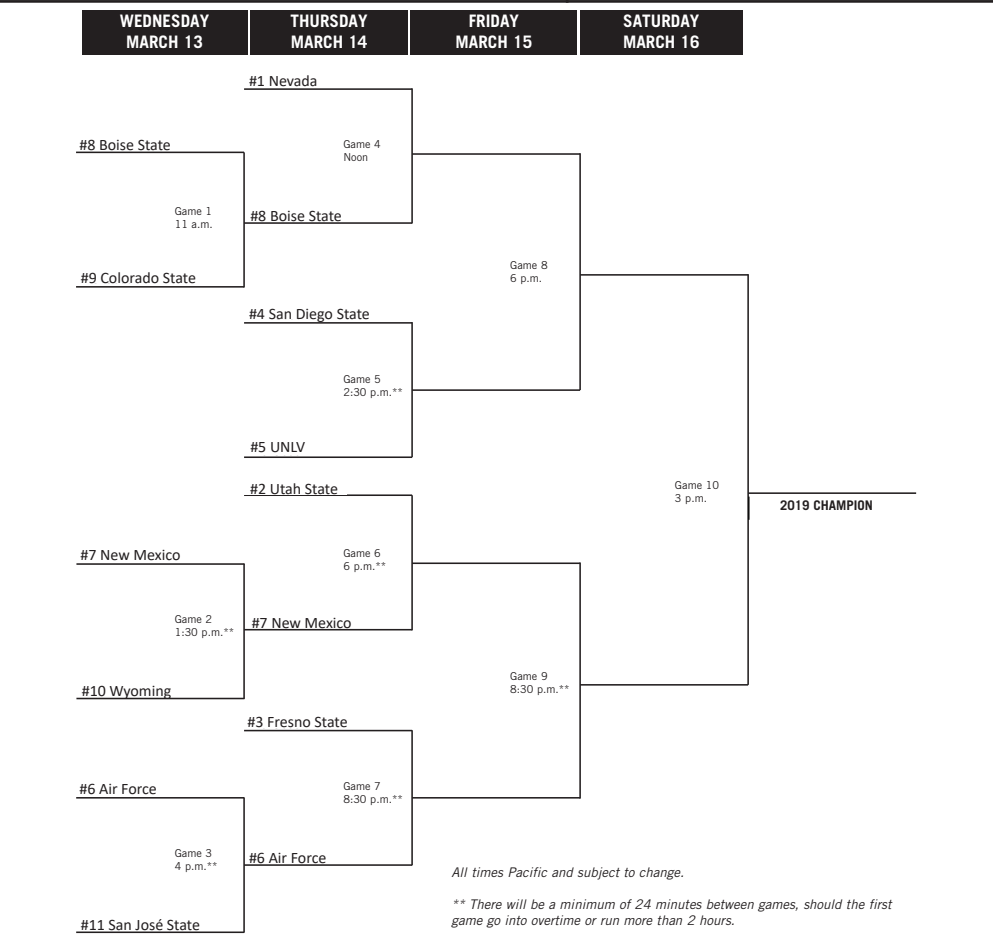
## 2019 Mountain West Championships - Quarterfinals

**New Mexico Lobos**

Record ..... 14-17, 7-11 MW  
 Conference ..... Mountain West  
 Head Coach ..... Paul Weir (York, '04)  
 Record at UNM ..... 33-32 (Second Season)  
 Career Record ..... 61-38 (Third Season)

### Media Information

Tipoff: ..... 6 p.m. PT / 7 p.m. MT  
 Location: ..... Thomas & Mack Center  
 ..... Las Vegas, Nev.  
**Capacity:** ..... 19,522  
**Live TV:** ..... CBS Sports Network  
 Play-By-Play ..... Andrew Catalon  
 Analyst ..... Steve Lappas  
 Sideline ..... Evan Washburn  
**Radio:** ..... 770 KKOB-AM  
 Play-By-Play ..... Lobo Radio Network  
 Analyst ..... Robert Portnoy  
 Analyst ..... Hunter Greene  
**Live Stats:** ..... GoLobos.com MBB Schedule



**LOBOS IN THE QUARTERFINALS**  
 The Lobos took down #10 Wyoming on Wednesday afternoon to advance to the MW Quarterfinals. The victory over Wyoming marked the first time the Lobos have earned a first-round victory in the MW Tournament.

Last season, the Lobos faced Wyoming in the Quarterfinals after earning a first-round bye with a #3 seed. UNM is 21-11 in program history in conference tournament quarterfinals including an 8-8 mark in the Mountain West.

The Lobos will play Utah State on Thursday after nearly splitting with the Aggies earlier this season. UNM fell by just two at home, 68-66, after an incorrect backcourt call with 31 seconds left. Utah State hit a three as the clock ran out for the win. UNM fell by a score of 71-55 on the road in Logan.

Last season UNM topped Wyoming in the Quarterfinals and Utah State in the Semifinals before taking on San Diego State in the Championship matchup.

Chelsea Pitvorec | Assistant Director of Athletic Communications  
 Email: cpitvorec@unm.edu | Cell: 352-422-2875

## BY THE NUMBERS (MW)

Updated Stats Through Regular Season

Statistic	All Games - MW	MW Games
Scoring:	76.1 ppg - 4th	73.7 ppg - 6th
Scoring Defense:	76.5 ppg - 10th	74.9 ppg - 10th
Scoring Margin:	-0.4 - 8th	-1.2 - 8th
Field Goal %:	.426 - 9th	.419 - 9th
Def. Field Goal %:	.451 - 7th	.446 - 5th
3-Point FG %:	.349 - 7th	.337 - 8th
Def. 3-Point FG %:	.352 - 7th	.350 - 6th
Free Throw %:	.698 - 7th	.709 - 4th
Off. Rebounding%:	37.7 - 3rd	38.3 - 1st
Def. Rebounding%:	37.0 - 10th	36.2 - 9th
Reb. Margin:	+0.6 rpg - 6th	+2.2 - 2nd
Assists:	13.8 apg - 6th	13.3 - 8th
Turnover Margin:	-1.3 - 9th	-2.1 - 9th
Asst/TO Ratio:	1.0 A/TO - 9th	0.9 - 10th
Steals:	6.7 spg - 2nd	6.0 - 16th
Blocks:	3.6 bpg - 4th	3.7 - 2nd

## KENPOM.COM

Category	Offense	Defense	D-I Avg
Adj. Efficiency	103.7 191	105.7 200	104.3
Adj. Tempo		72.5 18	67.8
Avg. Poss. Length	15.6 19	16.9 54	17.5
Four Factors			
Effective FG%:	49.6 229	51.4 205	50.7
Turnover %:	19.6 252	17.8 228	18.6
Off. Reb. %:	29.1 144	27.8 166	28.4
FTA/FGA:	39.7 31	35.6 247	33.1
Miscellaneous Components			
3P%:	34.5 167	35.3 221	34.4
2P%:	48.0 253	50.7 203	50.1
FT%:	69.7 208	68.2 58	70.6
Block%:	9.4 196	8.3 212	9.3
Steal%:	9.6 266	8.8 184	8.9
Style Components			
3PA/FGA:	43.9 48	34.2 40	38.7
A/FGM:	53.3 129	55.3 271	52.0
Defensive Fingerprint:	Mostly Man		
Point Distribution (% of total points)			
3-Pointers:	35.8 83	28.5 295	32.0
2-Pointers:	42.4 335	52.4 66	49.2
Free Throws:	21.8 35	19.1 144	18.7
Strength of Schedule			
Components:	104.3 159	104.1 143	104.3
Overall:	+0.22 140		0.00
Non-conference:	-0.12 178		0.00
Personnel			
Bench Minutes:	36.7% 46	30.4%	
Experience:	1.66 yrs 184	1.67	
Minutes Continuity:	37.6% 266	47.8%	
Average Height:	78.6" 14	76.8"	
2-Foul Participation:	39.1% 34	21.4%	

## STATS STACK UP

STATISTIC	UNM	USU
Scoring Offense	76.1	79.1
Scoring Defense	76.2	66.8
Scoring Margin	-0.1	+12.3
Field Goal Pct.	.423	.474
Field Goal Pct. Def.	.449	.392
3-Point FG Pct.	.346	.353
3-Point FG Pct. Def.	.353	.357
Free Throw Pct.	.699	.747
Rebounds per Game	37.9	40.0
Rebound Margin	+0.9	+8.6
Steals per game	6.7	6.3
Blocks per game	3.5	4.3
Assists per game	13.8	17.2
Turnovers per game	14.4	12.4
Turnover Margin	-1.1	+0.3
Assist/Turnover Ratio	1.0	1.4

## LAST TIME OUT - JACKSON LEADS COMEBACK

The Lobos executed their fifth-largest comeback in program history on Wednesday afternoon against the 10th-seed Wyoming Cowboys to advance to the 2019 Air Force Reserve MW Championship Quarterfinals Thursday.

Redshirt-sophomore Vance Jackson led the Lobos with 26 points, eight rebounds and five assists while scoring 13 straight points in UNM's 15-0 comeback run.

The Lobos were down by as many as 16 points before claiming a 10-point win, 78-68, after a 51-point second half. Fifty-one points ties for the fifth-most points in a half in MW tournament history. The last team to do so was New Mexico against UNLV on March 7, 2002.

The contest also marks the first time this season that the Lobos have overcome a double-digit halftime deficit.

## 50+ POINTS IN A HALF

In Wednesday night's game the Lobos outscored the Cowboys 51-30 marking the seventh time this season that UNM has scored at least 50 points in a half. The 51 points are also tied for fifth-most points in a half in MW tournament history.

## LOBO COMEBACKS

Wyoming led by 16 points with 2:32 left on the clock in the first half by a score of 38-22, but UNM eventually earned a 10-point victory. The comeback ranks behind 20, 18, 18, and 17 in program history.

The 16-point comeback also marks the most for the Lobos in a conference tournament.

## DOUBLE OR NOTHING

Senior Anthony Mathis has been in pursuit of leaving his mark on the UNM record book as a senior. On Wednesday night against Wyoming, Mathis broke TWO Lobo program records.

First, he officially broke the UNM program record for 3-pointers in a single season with 103. The previous record stood for 20 seasons, originally set by Kevin Henry in the 1998-99 season.

Mathis' 103 threes surpasses his own 98 3-pointers from last season which is now ranked fourth in UNM program history for threes in a single season.

Not only does Mathis rank in Lobo records, his 103 threes also ranks fifth in Mountain West history for most in a season.



Mathis also broke the record for most 3-pointers attempted in a season on Wednesday at UNM. He has attempted 245 threes this season, breaking Roman Martinez' record of 240 set in 2009-10.

## 20/20 FOR BRAGG

With his 22 points and 20 rebounds on Saturday evening at Wyoming, redshirt-junior Carlton Bragg became the first Lobo since 2012 to collect 20 rebounds in a game. On Feb. 18, 2012, Drew Gordon collected 20 boards in a 65-45 UNM victory over UNLV in The Pit. Gordon also had 27 points in the game, meaning Bragg's 22/20 game Saturday was the first time a Lobo registered 20+ points and 20+ rebounds in a game since Feb. 18, 2012 as well.

## RISING REBOUNDS

The Lobos struggled early in the season on the glass but in the last five straight contests, UNM has racked up the boards.

On Feb. 26, UNM outrebounded San José State 53-37, marking the most for UNM against an NCAA Division I opponent this season. The 53 rebounds was the second-highest total on the year after the Lobos posted 54 against the University of the Southwest.

The Lobos also racked up 26 offensive rebounds in the contest, marking the first time since Nov. 21, 2015 against USC that UNM has tallied 20+ offensive rebounds (23).

The Lobos followed it up with a 47-board showing against Colorado State, outrebounding the Rams by 21 including 17-4 offensively. On March 6 against Boise State, the Lobos outrebounded the Broncos 35-29 and UNM concluded the season outrebounding Wyoming 42-30 on Saturday.

UNM faced Wyoming again Wednesday and outrebounded the Cowboys 45-36.

## WHAT DAY IS IT?

With UNM's win over Wyoming on Wednesday, the Lobos are a perfect 4-0 in Wednesday matchups.

The Lobos have yet to play on a Thursday this season and therefore are currently 0-0.

## FIRST ROUND FIRSTS

Wednesday's victory marked the first time the Lobos have won a game in the first round of the Mountain West Tournament. Prior to this week, the Lobos were 0-3 when taking on an opponent in the first round.

## IN THE QUARTERFINALS

UNM is 21-11 in the quarterfinals, 8-8 in the Mountain West.

## CAREER 3-POINT RECORDS

Mathis' 3-point prowess doesn't end at season records, he is rising among the career 3-pointer ranks as well, currently tied for fourth with 219 career threes.

Rk.	Name	Years	No.
1.	Clayton Shields	1994-98	285
2.	Chad Toppert	2005-09	266
3.	Rob Robbins	1987-91	264
4.	<b>Anthony Mathis</b>	<b>2015-pr.</b>	<b>219</b>
	Ruben Douglas	2000-03	218
6.	Phillip McDonald	2008-12	207
	Charles Smith	1993-97	207
8.	Kendall Williams	2010-14	205

Roman Martinez	2006-10	205
10. Kevin Henry	1997-00	197

3rd - Carlton Bragg - Rebounds (9.8 rpg)  
4th - Carlton Bragg - O/Rebs (2.9 rpg)

### 3-POINT STREAK

Last season, senior Anthony Mathis went 19 straight games with a made 3-point shot, tied for seventh in program history. Mathis is now at 24 straight games and ranked fourth in UNM history for longest 3-point streak.

### CONSECUTIVE GAMES, 3-POINT SHOT MADE

- 35, Ruben Douglas, last 7 games of 2001-02; all of 2002-03
- 29, Troy DeVries, 2004-05
- 27, Charles Smith, 1996-97
- 24, Anthony Mathis, 2018-19**
- 22, Ike Williams, 1992-93
- 21, Lamont Long, 1999-00
- 21, Chad Toppert, 2007-08
- 19, Chad Toppert, 2008-09
- 19, Elijah Brown, 2015-16
- 19, Anthony Mathis, 2017-18**

### 20 + POINT STREAK

In seven of the last eight games, at least one Lobo has registered at least 20 points:

- Feb. 13 vs SJSU - Keith McGee (20)
- Feb. 16 vs Fresno State - Vance Jackson (30)
- Feb. 20 vs Utah State - Anthony Mathis (20)
- Feb. 26 vs San José State - McGee (25)
- Mar. 2 vs Colorado St. - Makuach Maluach (23)
- Mar. 6 vs Boise State - Corey Manigault (19)
- Mar. 9 at Wyoming - Carlton Bragg (22)
- Mar. 13 vs Wyoming - Vance Jackson (26)

### MATHIS 11TH, 18TH & 21ST IN THE NATION

Lobo senior Anthony Mathis entered the 2019 MW Championships ranked 11th in the nation in free-throw percentage (89.0), 18th in 3-point field goals per game (3.40) and 21st in total 3-point field goals made (102). He also completed the regular season ranked 28th in the country in 3-point field goal percentage (42.7).

### TOP 5 CONFERENCE

Senior Anthony Mathis and redshirt-junior Carlton Bragg finished the regular season among the top five in several categories in the league in Mountain West contests including:

- 2nd - Anthony Mathis - FT% (.879)
- T2nd - Carlton Bragg - Blocks (1.5 bpg)
- 3rd - Anthony Mathis - 3FG (3.2 pg)

### IT'S RAINING THREES

The Lobos are averaging 9.1 3-pointers per game and have racked up 10 or more in 14 games this season, including a season-most 14 against SJSU on Feb. 13. Conversely, the Lobos have allowed opponents to make 10 threes or more just seven times this season.

### MALUACH IN MARCH

Sophomore Makuach Maluach is peaking at the right time, displaying a stellar month of March thus far:

On March 2 against Colorado State he put up a season-high 23 points and a career-first double-double with a career-high 10 rebounds.

Maluach has registered double figures in 17 games this season, including four of the last five, and has scored over 20 points twice. He has led the Lobos in scoring three times this season. He has also led UNM in assists eight times in 2018-19.

Maluach hit a trio of threes on Saturday against Wyoming after sinking a clutch three against Boise State on March 6 with 1:27 left on the clock to put UNM up by one 73-72 (the eventual final score).

On Wednesday against Wyoming, he notched 13 points including a pair of decisive dunks in the final three minutes to help the Lobos seal the win.

### LOBO DOUBLE-DOUBLES

In Saturday's game at Wyoming in which redshirt-junior Carlton Bragg racked up 22 points and 20 rebounds, he tallied his third double-double of the season. Redshirt-sophomore Vance Jackson also posted a double-double on Saturday with 13 points and 11 rebounds marking his fifth double-double of the season. Jackson leads UNM in the category.

Junior Corey Manigault has two on the season while sophomore Makuach Maluach has collected one.

### 30-FOR-JACKSON

Redshirt-sophomore Vance Jackson hit a career-high 30 points Feb. 16 against Fresno State going 8-for-15 from the floor including 4-for-6 from 3-point range while shooting 10-of-11 from the free-throw line. His 30 points marks the first time a Lobo has netted 30 this season, and also the first

## USA TODAY COACHES POLL

Week 18: As of 3/11/2019

No.	School	Record	Pts.	1st	Prev. Chg.	H/L
1	Gonzaga	29-2	796	28	1	1/9
2	Virginia	28-2	772	4	2	1/5
3	North Carolina	26-5	735	0	3	3/15
4	Kentucky	26-5	684	0	6	2/18
5	Duke	26-5	632	0	4	1/5
6	Texas Tech	26-5	610	0	8	2/6/NR
7	Michigan State	25-6	590	0	11	4/5/12
8	Tennessee	27-4	557	0	4	-4/1/8
9	Louisiana State	26-5	515	0	10	1/9/NR
10	Houston	29-2	496	0	12	2/6/NR
11	Michigan	26-5	494	0	7	-4/4/18
12	Purdue	23-8	471	0	9	-3/9/NR
13	Florida State	25-6	426	0	13	-/9/NR
14	Kansas State	24-7	406	0	17	3/10/NR
15	Virginia Tech	23-7	304	0	16	1/7/19
16	Buffalo	28-3	289	0	20	4/14/NR
17	<b>Nevada</b>	<b>28-3</b>	<b>277</b>	<b>0</b>	<b>18</b>	<b>1/5/18</b>
18	Kansas	23-8	267	0	14	-4/1/18
19	Wisconsin	22-9	246	0	21	2/16/NR
20	Wofford	28-4	191	0	22	2/20/NR
21	Maryland	22-9	136	0	24	3/16/NR
22	Marquette	23-8	105	0	15	-7/9/NR
23	Cincinnati	25-6	104	0	19	-4/19/NR
24	Auburn	22-9	76	0	NR	6/7/NR
25	Villanova	22-9	65	0	23	-2/8/NR

Others receiving votes: Central Florida 27; Mississippi State 26; VCU 21; Utah State 19; Hofstra 13; Washington 11; Arizona State 11; Murray State 10; Iowa State 8; Louisville 3; Seton Hall 3; Liberty 2; Baylor 1; UC Irvine 1.

## ASSOCIATED PRESS POLL

As of 3/11/2019

No.	School	Record	Pts.	Prev. Rk.
1	Gonzaga (41)	29-2	1,572	1
2	Virginia (23)	28-2	1,559	2
3	North Carolina	26-5	1,474	3
4	Kentucky	26-5	1,373	6
5	Duke	26-5	1,298	4
6	Michigan State	25-6	1,226	9
7	Texas Tech	26-5	1,211	8
8	Tennessee	27-4	1,200	5
9	LSU	26-5	1,089	10
10	Michigan	26-5	1,041	7
11	Houston	29-2	963	12
12	Florida State	25-6	856	14
13	Purdue	23-8	831	11
14	<b>Nevada</b>	<b>28-3</b>	<b>684</b>	<b>17</b>
15	Kansas State	24-7	680	18
16	Virginia Tech	23-7	625	15
17	Kansas	23-8	602	13
18	Buffalo	28-3	539	19
19	Wisconsin	22-9	466	21
20	Wofford	28-4	387	22
21	Maryland	22-9	319	24
22	Auburn	22-9	268	NR
23	Marquette	23-8	109	16
24	Cincinnati	25-6	108	20
25	Villanova	22-9	80	23

Others receiving votes: UCF 62, VCU 53, Mississippi St. 37, Utah St. 34, New Mexico St. 16, Louisville 11, Murray St. 11, Iowa St. 8, Temple 4, Clemson 3, Liberty 1.

## MW PRESEASON POLL

Place	School (1st Place Votes)	Points
1.	Nevada (18)	207
2.	San Diego State (1)	188
3.	New Mexico	153
4.	Boise State	139
5.	Fresno State	138
6.	UNLV	122
7.	Wyoming	88
8.	Colorado State	80
9.	Utah State	78
10.	Air Force	42
11.	San José State	19

## MOUNTAIN WEST STANDINGS

Final Regular Season

Place	School	MW	MW Pct.	Overall	Overall Pct.	Streak
1.	Nevada	15-3	0.833	28-3	0.903	W2
	Utah State	15-3	0.833	25-6	0.806	W7
3.	Fresno State	13-5	0.722	22-8	0.733	W3
4.	San Diego State	11-7	0.611	19-12	0.613	L2
	UNLV	11-7	0.611	17-13	0.567	W2
6.	Air Force	8-10	0.444	13-17	0.433	L2
7.	New Mexico	7-11	0.389	13-17	0.433	L1
	Boise State	7-11	0.389	12-19	0.387	W1
	Colorado State	7-11	0.389	12-19	0.387	L3
10.	Wyoming	4-14	0.222	8-23	0.258	W2
11.	San José State	1-17	0.056	4-26	0.133	L3



<b>LOBOS RECORD WHEN ...</b>	<b>OVERALL</b>	<b>MW</b>
Overall .....	14-17	7-11
At home .....	9-7	6-3
On the road .....	4-9	1-8
At neutral sites .....	1-1	0-0
After a win .....	5-8	3-5
After a loss .....	8-9	4-6
In overtime .....	0-0	0-0
vs. ranked opponents .....	1-1	1-1
In Cherry jerseys .....	3-8	1-6
In Silver jerseys .....	1-2	1-1
In White jerseys .....	9-3	4-1
In Turquoise jerseys .....	0-3	0-2
In GOLD jerseys .....	1-0	1-0
In White/Pink .....	0-1	0-1
Games decided by 1-4 points .....	2-3	1-1
Games decided by 5-9 points .....	3-4	1-3
Games decided by 10-19 points .....	5-6	2-5
Games decided by 20+ points .....	4-4	3-2
Leading at half .....	9-3	6-2
Trailing at half .....	3-14	1-9
Tied at half .....	2-0	0-0
Shooting 50% or better .....	4-1	2-0
Shooting between 40-49.9% .....	9-7	5-6
Shooting less than 40% .....	1-9	1-5
Opponent shoots 50% or better .....	0-8	0-5
Opponent shoots b/w 40-49.9% .....	7-8	3-5
Opponent shoots b/w 30-39.9% .....	7-1	5-1
Opponent shoots less than 30% .....	0-0	0-0
UNM higher FG% .....	11-2	6-1
Opponent higher FG% .....	3-15	1-10
FG% Tied .....	0-0	0-0
UNM outrebounds .....	10-4	5-4
Opponent outrebounds .....	3-12	1-7
Rebounds tied .....	1-1	1-0
UNM more made free throws .....	12-6	6-4
Opponent more made free throws .....	2-11	1-7
Made free throws tied .....	0-0	0-0
UNM 3FG% higher .....	11-6	6-3
Opponent 3FG% higher .....	3-11	1-8
3FG% tied .....	0-0	0-0
UNM has more fouls .....	4-9	2-7
Opponent has more fouls .....	10-7	5-3
Fouls are tied .....	0-1	0-1
UNM more turnovers .....	8-12	4-9
Opponent more turnovers .....	5-5	2-2
Turnovers tied .....	1-0	1-0
Scoring less than 50 points .....	0-0	0-0
Scoring 50-59 points .....	0-2	0-2
Scoring 60-69 points .....	1-7	1-3
Scoring 70-79 points .....	3-5	2-4
Scoring 80-89 points .....	7-2	3-2
Scoring 90-99 points .....	2-1	1-0
Scoring 100+ points .....	1-0	0-0
Allowing 40 points or less .....	0-0	0-0
Allowing 41-49 points .....	1-0	0-0
Allowing 50-59 points .....	3-0	3-0
Allowing 60-69 points .....	3-1	2-1
Allowing 70-79 points .....	5-5	2-2
Allowing 80-89 points .....	2-6	0-5
Allowing 90+ points .....	0-5	0-3
On Monday .....	0-0	0-0
On Tuesday .....	3-7	1-4
On Wednesday .....	4-0	3-0
On Thursday .....	0-0	0-0
On Friday .....	0-1	0-0
On Saturday .....	5-9	3-7
On Sunday .....	2-0	0-0
In November .....	3-1	0-0
In December .....	3-5	0-0
In January .....	3-5	3-5
In February .....	2-5	2-5
In March .....	3-1	2-1
In 8 p.m. or later tipoffs (local) .....	1-3	1-3

time a Lobo has scored 30 points since Feb. 21, 2017 when former Lobo Elijah Brown achieved the feat against Wyoming.

### HOME/AWAY - A VAST DIFFERENCE

UNM opened league play this season with a victory at Air Force on Jan. 2. Since then, UNM lost eight straight road contests in MW play. Of the eight squads that UNM fell to on the road, the Lobos topped five of them at home in The Pit, all by 12 or more points, one by 27 points (then No. 5/6 Nevada), one by 30 points (Wyoming) and another by 32 points (San José State).

### PIT WEST

Despite UNM's struggles away from The Pit this season, there is a reason Lobo fans call the Thomas & Mack Center "Pit West." New Mexico is looking to turn its road woes into a successful MW Championship run.

Prior to the MW Championships, UNM has played only one true neutral game this season on Dec. 7 against Saint Mary's as part of the Basketball Hall of Fame Classic in the STAPLES Center.

### 25 POINTS OR MORE

Of the Lobos' seven conference wins, three have been victories of 25 points or more including wins over then No. 5/6 Nevada (85-58, 27 points), Wyoming (83-53, 30 points) and San José State (92-60, 32 points).

### BRAGGIN' BOARDS

Redshirt-junior Carlton Bragg leads the Lobos in rebounding with 9.2 per game. He has collected double-figures in eight games including three of 15+ and one of 20.

The last time a Lobo collected 15 boards in a game was on Nov. 21, 2015 when former Lobo Tim Williams achieved the feat at USC.

The last time a Lobo collected 20 was on Feb. 18, 2012 when Drew Gordon did so in UNM's 65-45 victory over UNLV in The Pit.

### BRAGG IS BACK

Redshirt-junior Carlton Bragg finally earned his debut as a Lobo on Sunday, Dec. 16 after a year and a half off the court. Bragg posted 16 points on 7-for-12 from the floor and tallied seven rebounds in his debut against Central Arkansas.

### MATHIS COUNTDOWN TO 1,000 ... 966

Senior Anthony Mathis has broken the 900-point threshold and now boasts 966 points in his career. He now has 34 points to go to reach the 1,000-point

mark. Mathis has netted 447 points this season, surpassing his 433 last season after essentially sitting the bench his first two as a Lobo (86 points total).

Mathis has scored in double figures in 23-of-31 games this season including seven 20+ point games.

### 1ST IN THE MW IN ATTENDANCE

The Lobos completed the 2018-19 regular season ranked first in the Mountain West in attendance and 30th in the country. Approximately 11,107 fans filled Dreamstyle Arena - The Pit per game to watch their Lobos this season.

New Mexico .....	11,107
San Diego State .....	10,885
No. 14/17 Nevada .....	10,878
UNLV .....	8,722
Utah State .....	6,981
Fresno State .....	5,807
Boise State .....	5,041
Wyoming .....	3,961
Colorado State .....	2,859
Air Force .....	2,296
San José State .....	1,658

### ABOUT THE 2018-19 LOBOS

The 2018-19 Lobos have just four returning letterwinners from the 2017-18 squad, including leading-scorer Anthony Mathis (12.7 ppg) who finished fourth in the nation in 3-point percentage and broke the UNM record for most 3-point field goals in a conference season (66) as a junior. The squad also adds nine newcomers and returns a pair of sitting transfers to the team that finished third in Mountain West regular-season play last season. In addition to Mathis, UNM's returners include senior Dane Kuiper, who is the lone returning starter, and sophomores Makuach Maluach and Vladimir Pinchuk. Maluach finished his inaugural season averaging 9.6 points per game and ranks fourth all-time on the Lobo freshman single-season scoring list.

### BY THE NUMBERS

Here is what is returning and missing for the 2018-19 Lobos.

Stat .....	Returning .....	Lost .....	% Returning
Points .....	1,075	1,720	38%
Rebounds .....	345	728	32%
Assists .....	124	415	23%
Blocks .....	31	65	32%
Steals .....	72	179	29%
3-Pointers .....	167	200	46%
Free Throws .....	194	356	35%

### STARTERS AND RECORDS - (in order of appearance) (Bold: most recent)

	1	2	3	4	5	Rec.
Mathis	Maluach	Jackson	Manigault	Pinchuk	1-0	
Mathis	McGee	Jackson	Ezzeddine	Pinchuk	1-0	
McGee	Maluach	Jackson	Manigault	Pinchuk	0-1	
Drinnon	Mathis	Maluach	Arroyo	Pinchuk	1-0	
Drinnon	Percy	Kuiper	Maluach	Arroyo	1-0	
McGee	Percy	Maluach	Ezzeddine	Pinchuk	0-1	
Drinnon	McGee	Percy	Ezzeddine	Pinchuk	0-1	
Drinnon	Mathis	Kuiper	Jackson	Pinchuk	1-1	
Drinnon	McGee	Maluach	Ezzeddine	Manigault	0-1	
Mathis	Maluach	Ezzeddine	Pinchuk	Bragg	0-1	
Mathis	Kuiper	Maluach	Pinchuk	Bragg	1-0	
Mathis	Kuiper	Maluach	Ezzeddine	Bragg	1-0	
Mathis	Maluach	Maluach	Bragg	Manigault	1-1	
Mathis	Kuiper	Maluach	Jackson	Bragg	3-4	
McGee	Percy	Maluach	Pinchuk	Bragg	0-1	
McGee	Percy	Kuiper	Maluach	Bragg	1-1	
Drinnon	Kuiper	Maluach	Manigault	Bragg	0-1	
Drinnon	McGee	Maluach	Manigault	Bragg	1-0	
McGee	Kuiper	Maluach	Jackson	Manigault	0-1	
McGee	Mathis	Maluach	Manigault	Bragg	0-1	
Mathis	Maluach	Jackson	Manigault	Bragg	0-1	
McGee	Mathis	Maluach	Jackson	Bragg	1-0	

## **REMEMBERING LAST SEASON**

The 2017-18 Lobos were picked to finish ninth in league play, but shocked everyone when they pulled off a third-place finish in regular-season play, earned the MW Tournament bye and took on San Diego State in the Championship game, falling by just seven points.

The Lobos also ranked 15th out of 351 NCAA Division I teams in turnover percentage last season.

## **RECORDS ARE MEANT TO BE BROKEN**

En route to their first appearance in the league championship since 2014, the Lobos broke the program records for 3-pointers in a season (367), most 3-point field goals attempted (979) and highest free throw percentage (77.7%). For reference, the previous records were 301, 782 and 75.7%, respectively.

As a team, the Lobos also broke the record for most points in a game (147 vs Northern New Mexico), most points in a conference game (119 at Wyoming) and most points in a conference season (1,507). Old records for the above: 136, 113 and 1,373, respectively.

## **STELLAR SCHEDULE**

The Lobos are taking on a field of top-notch teams this season including five squads that advanced to the 2018 NCAA Tournament. Last season's Big Dance squads include New Mexico State, Iona, Penn, San Diego State and Nevada. With UNM facing NMSU, SDSU and Nevada twice apiece, that makes for eight games against NCAA post-season opponents, not to mention a matchup with last season's CBI tourney winner, North Texas.

## **UNDER THE RADAR**

This offseason, the Lobos were ranked by the NCAA's Andy Katz as one of five "under the radar" teams to watch this season.

## **SHARP SHOOTER**

Senior Anthony Mathis blew expectations out of the water last season after more than fiftupleing his career point production as a junior - that's right, in two seasons at UNM, Mathis scored just 86 points in 228 minutes, and multiplied that total by five in his junior season. In 2017-18, Mathis took the term "breakout" to a whole new level, dropping 433 points in 760 minutes on the floor. His shot from 3-point range couldn't be stopped as he finished the season with a program-record 66 3-pointers in conference play. He also fired from behind the arc at a clip of 47.3%, ranking fourth in the nation among other NCAA DI players.

## **THE STUDENT BECOMES THE MASTER**

After posting a breakout inaugural season of his own last year, sophomore Makuach Maluach is expected to be a high-profile returner for the Lobos this year. He's been ranked on several preseason lists and even made the cover of Lindy's Sports Magazine in August. Most recently, the soft-spoken sophomore was ranked 19th on the Mountain West Wire's Top 25.

## **CONSISTENCY IS OVERRATED**

Last season, the Lobos debuted the most starting lineups in NCAA Division I with 21. Coach Weir made it clear in his first season that starting lineups would be determined by the numbers of deflections a player accumulated in the previous game, hence the sky-high number of lineup combos.

## **MW PRESEASON NEWCOMER OF THE YEAR**

Redshirt-sophomore Vance Jackson was named 2018 Mountain West Preseason Newcomer of the Year following the league's media poll in October. Jackson transferred from UCONN where he shot 40.9 percent from the field, 39.7 from behind the arc as a freshman in 2016-17. He reached double figures in 13 games and led the team twice in scoring in his inaugural collegiate season.

## **WE'RE NOT IN KANSAS ANYMORE ...**

The Lobos return a pair of transfers that sat out last year and also welcome four more, including the highly-anticipated Carlton Bragg (Kansas/ASU transfer) who is currently eligible for conference play. Joining Bragg will be Juco transfers Corey Manigault and Keith McGee who are both set to play at the start of the season.

Redshirt-sophomore Vance Jackson (UCONN) will finally get his chance to don the Cherry and Silver this season and was named 2018 MW Newcomer of the Year. Jackson's fellow bench-warmer last season, Ohio State transfer JaQuan Lyle, suffered an Achilles injury during practice in September and is expected to miss the 2018-19 season.

Two more transfers of note include Towson's Zane Martin, who will be sitting out in 2018-19 due to NCAA transfer rules, and redshirt-freshman Clay Patterson. A native of Rio Rancho, N.M., Patterson transferred back home from NCAA DII Fort Lewis. He is eligible to compete in 2018-19.

## **BRINGING PEOPLE TOGETHER**

The Lobo squad is as varied as it gets when it comes to hometown pride. Each player on the team is from not only a different town, but a different state or country entirely! With the late addition of walk-on Clay Patterson, the only exception is a pair of native New Mexicans. States and countries represented include: Pennsylvania, Maryland, California, New York, Florida, Australia, Indiana, Alaska, Germany, Georgia, Oregon, New Mexico and Ohio.

## **THERE'S NO PLACE LIKE HOME**

The famous home of Lobo basketball enters its second year under the name "Dreamstyle Arena - The Pit" as part of an exciting renaming of both of UNM's largest-capacity athletic venues.

This July, "The Pit" was tabbed #17 on the top-30 list of best arena atmospheres in college hoops by the NCAA.

"The Pit" has also been consistently recognized nationally as one of the nation's top basketball venues. Sports Illustrated has ranked it as one of the top 20 sporting venues, of any sport, in the world for the 20th century. The Pit is truly a special place, and it has created an unparalleled environment for the New Mexico men's basketball program. Since the Mountain West conference began in 1999-2000, New Mexico has ranked in the top two in home attendance among MW teams in every year except one, including 12 seasons as the top-ranked MW team in overall attendance.

## **WHAT'S THAT SOUND?**

The new name for The Pit instated in 2017 is not the only change to come for Dreamstyle Arena in the Paul Weir era. This season, after popular fan demand, the sound system in the historic arena has been updated to feature an entirely new fan experience for the 2018-19 season!

# THE 2018-19 NEW MEXICO LOBOS

## PRONUNCIATION GUIDE

1	Corey MANIGAULT	MAN-ih-galt
4	TAVIAN Percy	TAVE-ee-en
10	MAKUACH MALUACH	muh-KWATCH mal-a-WATCH
13	JAQUAN Lyle	JAY-qwan
14	Dane KUIPER	KIE-pur

## BY ELIGIBILITY

### Seniors (2)

14	Dane Kuiper	G/F
32	Anthony Mathis	Jr.

### Redshirt-Juniors (1)

13	JaQuan Lyle	G
35	Carlton Bragg	F

### Juniors (2)

0	Zane Martin	G
1	Corey Manigault	F

### Redshirt-Sophomores (2)

2	Vance Jackson	F
3	Keith McGee	PG

### Sophomores (2)

10	Makuach Maluach	G/F
15	Vladimir Pinchuk	F/C

### Redshirt-Freshmen (1)

5	Clay Patterson	G
---	----------------	---

### Freshmen (3)

4	Tavian Percy	G
22	Drue Drinnon	G
33	Jordan Arroyo	F

## HOME STATE/COUNTRY

### Alaska (1)

14	Dane Kuiper	G/F
----	-------------	-----

### California (1)

22	Vance Jackson	F
----	---------------	---

### Florida (1)

4	Tavian Percy	G
---	--------------	---

### Georgia (1)

22	Drue Drinnon	G
----	--------------	---

### Indiana (1)

13	JaQuan Lyle	G
----	-------------	---

### Maryland (1)

1	Corey Manigault	F
---	-----------------	---

### New Mexico (2)

5	Clay Patterson	G
33	Jordan Arroyo	F

### New York (1)

3	Keith McGee	PG
---	-------------	----

### Ohio (1)

35	Carlton Bragg	F
----	---------------	---

### Oregon (1)

32	Anthony Mathis	G
----	----------------	---

### Pennsylvania (1)

0	Zane Martin	G
---	-------------	---

### Australia (1)

10	Makuach Maluach	G/F
----	-----------------	-----

### Germany (1)

15	Vladimir Pinchuk	F/C
----	------------------	-----

## NUMERICAL ROSTER

#	NAME	HT/WT	POS	YR	EXP.	HOMETOWN (LAST SCHOOL/TEAM)
0	Zane Martin	6-4/205	G	Jr.	TR	Philadelphia, Pa. (Towson)
1	Corey Manigault	6-9/225	F	Jr.	TR	Suitland, Md. (Pitt/Indian Hills CC)
2	Vance Jackson	6-9/230	G/F	R-So.	TR-RS	Pasadena, Calif. (UConn)
3	Keith McGee	6-3/180	PG	R-So.	TR	Rochester, N.Y. (South Plains College)
4	Tavian Percy	6-5/200	G	Fr.	HS	Miami, Fla. (Pasadena HS (Calif.))
5	Clay Patterson	6-1/180	G	R-Fr.	TR	Rio Rancho, N.M. (Rio Rancho/Fort Lewis)
10	Makuach Maluach	6-7/190	G/F	So.	1L	Sydney, Australia (Newington College)
13	JaQuan Lyle	6-5/210	G	R-Jr.	TR-RS	Evansville, Ind. (Ohio State)
14	Dane Kuiper	6-7/210	G/F	Sr.	3L	Wasilla, Alaska (Corona del Sol HS (Ariz.))
15	Vladimir Pinchuk	6-11/235	F/C	So.	1L	Schwelm, Germany (Maerkisches Gym. Schwelm)
22	Drue Drinnon	6-0/175	G	Fr.	HS	Smyrna, Ga. (Univ. Sch. of Nova SE)
32	Anthony Mathis	6-3/175	G	Sr.	3L	West Linn, Ore. (West Linn HS)
33	Jordan Arroyo	6-7/210	F	Fr.	HS	Albuquerque, N.M. (Atrisco Heritage Acad.)
35	Carlton Bragg	6-10/225	F	R-Jr.	TR-RS	Cleveland, Ohio (Ariz. State/Kansas)

## ALPHABETICAL ROSTER

#	NAME	HT	POS	YR	EXP.	HOMETOWN (LAST SCHOOL/TEAM)
33	Jordan Arroyo	6-7/210	F	Fr.	HS	Albuquerque, N.M. (Atrisco Heritage Acad.)
35	Carlton Bragg	6-10/225	F	R-Jr.	TR-RS	Cleveland, Ohio (Ariz. State/Kansas)
22	Drue Drinnon	6-0/175	G	Fr.	HS	Smyrna, Ga. (Univ. Sch. of Nova SE)
2	Vance Jackson	6-9/230	G/F	R-So.	TR-RS	Pasadena, Calif. (UConn)
14	Dane Kuiper	6-7/210	G/F	Sr.	3L	Wasilla, Alaska (Corona del Sol HS (Ariz.))
13	JaQuan Lyle	6-5/210	G	R-Jr.	TR-RS	Evansville, Ind. (Ohio State)
10	Makuach Maluach	6-7/190	G/F	So.	1L	Sydney, Australia (Newington College)
1	Corey Manigault	6-9/225	F	Jr.	TR	Suitland, Md. (Pitt/Indian Hills CC)
0	Zane Martin	6-4/205	G	Jr.	TR	Philadelphia, Pa. (Towson)
32	Anthony Mathis	6-3/175	G	Sr.	3L	West Linn, Ore. (West Linn HS)
3	Keith McGee	6-3/180	PG	R-So.	TR	Rochester, N.Y. (South Plains College)
5	Clay Patterson	6-1/180	G	R-Fr.	TR	Rio Rancho, N.M. (Rio Rancho/Fort Lewis)
4	Tavian Percy	6-5/200	G	Fr.	HS	Miami, Fla. (Pasadena HS (Calif.))
15	Vladimir Pinchuk	6-11/235	F/C	So.	1L	Schwelm, Germany (Maerkisches Gym. Schwelm)

## STARTERS RETURNING (1)

No.	Name	Pos.	GP-GS	Pts.	Reb.	Ast.	FG%	FT%
14	Dane Kuiper	G/F	34-26	6.4	3.2	1.5	.359	.837

## OTHER LETTERWINNERS RETURNING (3)

No.	Name	Pos.	GP-GS	Pts.	Reb.	Ast.	FG%	FT%
10	Makuach Maluach	G/F	34-15	9.6	2.5	1.0	.555	.810
15	Vladimir Pinchuk	F/C	31-13	3.1	2.5	0.2	.607	.478
32	Anthony Mathis	G	34-11	12.7	2.1	1.0	.494	.859

## STARTERS LOST (4)


No.	Name	Pos.	GP-GS	Pts.	Reb.	Ast.	FG%	FT%
1	Chris McNeal	G	34-19	9.5	1.8	2.7	.372	.759
2	Sam Logwood	F/G	26-15	13.0	5.2	1.5	.492	.800
3	Antino Jackson	G	33-23	10.4	2.1	4.6	.407	.761
5	Joe Furstinger	F	33-25	10.4	6.8	2.1	.555	.802

## OTHER LETTERWINNERS LOST (3) NEWCOMERS (8)

No.	Name	No.	Name	Pos.	Exp.
4	Mike Mondragon	0	Zane Martin	G	TR
11	Jachai Simmons	1	Corey Manigault	F	TR
31	Troy Simons	3	Keith McGee	PG	TR
		4	Tavian Percy	G	HS
		5	Clay Patterson	G	TR
		22	Drue Drinnon	G	HS
		33	Jordan Arroyo	F	HS
		35	Carlton Bragg	F	TR-RS

## RETURNING REDSHIRTS (2)

2	Vance Jackson
13	JaQuan Lyle



**Paul Weir**  
21st Head Coach in UNM Program History  
Career Record: 61-38

**NOTEWORTHY :**

- Named the 21st head coach in program history on April 11, 2017
- First basketball coach to serve as head coach for both New Mexico DI Institutions
- Led 2017-18 Lobos to third in the MW after the team was picked ninth
- Led UNM to a 12-6 record in MW play and closed last season 7-1
- Married to Alma Weir and has two sons, Theodore and Noah

**COACHING EXPERIENCE**

**Head Coach:**  
New Mexico (2017-present) (33-32)  
New Mexico State (2016-17) (28-6)

**Associate Head Coach:**  
New Mexico State (2007-16)

**Director of Basketball Operations:**  
University of Iowa (2005-07)

**Assistant Coach:**  
Northwestern State (La.) (2004-05)

**ALMA MATER**

York (2004)

**TWITTER**

Follow @Paul\_Weir1

**MORE NOTES ON COACH WEIR**

- Weir’s 28-6 record as a first-year head coach in 2016-17 at NMSU tied for the 10th-most wins by a Division I head coach in NCAA history
- His 28 wins in 2016-17 were the most in Division I for first-year head coaches
- Among those 28 wins was an NMSU school record 20-game winning streak that was at the time the longest in the nation
- Has three master’s degrees in health and human performance, sports psychology and business administration. Currently working on his doctorate
- Played at York University and became starting point-guard for the Lions as a freshman
- Weir arrived at NM State in 2007 after two seasons as the director of basketball operations at Iowa, where he served under former Lobo head coach Steve Alford

**WHAT THEY ARE SAYING ABOUT PAUL WEIR**

*“New Mexico got a guy in Paul Weir that has paid his dues, and immediately showed he can get things done as the head coach. This hire makes sense because Weir knows the landscape and the expectations at UNM. He’s a guy who can coach, recruit and connect with players. That’s rare these days.” - Jeff Goodman, ESPN*

*“Paul Weir handled the transition from assistant coach to head coach about as smoothly as it can be handled -- winning 28 games in his first year after being promoted at New Mexico State. It was similar to what Brad Stevens did immediately after being promoted at Butler. So the Lobos have hired an accomplished coach with a great reputation.” - Gary Parrish, CBS Sports*



# 2018-19 SEASON STATISTICS

RECORD:	OVERALL	HOME	AWAY	NEUTRAL
ALL GAMES	14-17	9-7	4-9	1-1
CONFERENCE	7-11	6-3	1-8	0-0
NON-CONFERENCE	7-6	3-4	3-1	1-1

##	Player	gp-gs	min	avg	Total			3-Point		F-Throw		Rebounds				a	to	blk	stl	pts	avg		
					fg-fga	fg%	3fg-fga	3fg%	ft-fa	ft%	off	def	tot	avg	pf							dq	
32	MATHIS, Anthony	31-20	949	30.6	130-313	.415	103-245	.420	84-95	.884	14	57	71	2.3	77	3	63	61	5	29	447	14.4	
02	JACKSON, Vance	31-15	854	27.5	128-320	.400	53-164	.323	86-133	.647	42	178	220	7.1	55	0	80	77	4	33	395	12.7	
35	BRAGG, Carlton	23-20	561	24.4	90-182	.495	0-6	.000	69-107	.645	59	152	211	9.2	67	2	14	35	29	22	249	10.8	
10	MALUACH, Makuach	31-27	817	26.4	104-265	.392	44-132	.333	62-89	.697	32	93	125	4.0	68	2	57	59	16	19	314	10.1	
03	McGEE, Keith	28-12	573	20.5	91-203	.448	41-100	.410	35-44	.795	7	28	35	1.3	51	1	50	49	3	20	258	9.2	
01	MANIGAULT, Corey	30-10	495	16.5	92-185	.497	1-7	.143	77-104	.740	46	92	138	4.6	68	2	20	52	9	18	262	8.7	
14	KUIPER, Dane	27-18	637	23.6	55-155	.355	23-90	.256	17-23	.739	7	58	65	2.4	54	1	45	30	6	26	150	5.6	
25	EZZEDDINE, Karim	17-6	290	17.1	24-59	.407	3-18	.167	22-29	.759	26	36	62	3.6	39	1	15	24	10	10	73	4.3	
15	PINCHUK, Vladimir	30-11	416	13.9	32-67	.478	0-0	.000	28-51	.549	38	52	90	3.0	55	1	13	16	19	10	92	3.1	
22	DRINNON, Drue	26-8	358	13.8	23-61	.377	9-31	.290	16-29	.552	12	17	29	1.1	39	0	61	26	2	11	71	2.7	
33	ARROYO, Jordan	12-2	71	5.9	7-9	.778	0-0	.000	3-9	.333	7	6	13	1.1	8	0	0	2	3	2	17	1.4	
04	PERCY, Tavian	22-6	169	7.7	10-34	.294	5-20	.250	5-9	.556	9	11	20	0.9	18	0	9	6	1	8	30	1.4	
05	PATTERSON, Clay	3-0	13	4.3	0-4	.000	0-3	.000	2-2	1.000	1	2	3	1.0	0	0	1	0	0	0	2	0.7	
Team											51	42	93		1		8						
Total.....		31	6203		786-1857	.423	282-816	.346	506-724	.699	351	824	1175	37.9	600	13	428	445	107	208	2360	76.1	
Opponents.....		31	6201		844-1878	.449	224-635	.353	451-663	.680	311	836	1147	37.0	634	-	468	412	98	217	2363	76.2	

TEAM STATISTICS	NM	OPP	Date	Opponent	Score	Att.	
SCORING	2360	2363	11/6/18	at CSUN	w 87-84	1551	
Points per game	76.1	76.2	11/13/18	IONA	w 90-83	10188	
Scoring margin	-0.1	-	11/17/18	NM STATE	L 94-98	14393	
FIELD GOALS-ATT	786-1857	844-1878	11/24/18	UTEP	w 84-78	11266	
Field goal pct	.423	.449	12-01-18	at Bradley	w 85-75	5494	
3 POINT FG-ATT	282-816	224-635	12/04/18	at NM State	L 65-100	6777	
3-point FG pct	.346	.353	12/07/18	vs Saint Mary's	L 60-85	0	
3-pt FG made per game	9.1	7.2	12/11/18	COLORADO	L 75-78	10800	
FREE THROWS-ATT	506-724	451-663	12/16/18	CENTRAL ARK.	w 82-70	10082	
Free throw pct	.699	.680	12/18/18	NORTH TEXAS	L 65-74	9944	
F-Throws made per game	16.3	14.5	12/22/18	PENN	L 65-75	10874	
REBOUNDS	1175	1147	12/30/18	at University of the Southwest	w 103-47	1200	
Rebounds per game	37.9	37.0	* 01/02/19	at Air Force	w 65-58	1927	
Rebounding margin	+0.9	-	* 01/05/19	NEVADA	w 85-58	12702	
ASSISTS	428	468	* 01/08/19	UNLV	L 69-80	10242	
Assists per game	13.8	15.1	* 1/12/19	at Colorado State	L 76-91	3057	
TURNOVERS	445	412	* 01-15-19	at San Diego State	L 77-97	10277	
Turnovers per game	14.4	13.3	* 01/19/19	WYOMING	w 83-53	11744	
Turnover margin	-1.1	-	* 01/22/19	at UNLV	L 58-74	8432	
Assist/turnover ratio	1.0	1.1	* 01/26/19	UTAH STATE	L 66-68	10752	
STEALS	208	217	* 02/02/19	at Fresno State	L 70-82	7657	
Steals per game	6.7	7.0	* 02/05/19	SAN DIEGO ST.	w 83-70	10279	
BLOCKS	107	98	* 02/09/19	at Nevada	L 62-91	11197	
Blocks per game	3.5	3.2	* 02/13/19	SAN JOSE ST.	w 92-60	10469	
ATTENDANCE	177715	70008	* 02/16/19	FRESNO STATE	L 73-81	12494	
Home games-Avg/Game	16-11107	13-5385	* 02/20/19	at Utah State	L 55-71	6273	
Neutral site-Avg/Game	-	2-0	* 02/26/19	at San Jose St.	L 82-89	2053	
Score by Periods	1st	2nd	Totals	* 03/02/19	COLORADO STATE	w 77-65	11207
New Mexico	1128	1232	2360	* 03/06/19	BOISE ST.	w 73-72	10279
Opponents	1136	1227	2363	* 03/09/19	at Wyoming	L 81-88	4113
				03/13/19	vs Wyoming	w 78-68	0

\* = Conference game



# 2018-19 MOUNTAIN WEST STATISTICS

RECORD:	OVERALL	HOME	AWAY	NEUTRAL
ALL GAMES	7-11	6-3	1-8	0-0
CONFERENCE	7-11	6-3	1-8	0-0
NON-CONFERENCE	0-0	0-0	0-0	0-0

##	Player	gp-gs	min	avg	Total		3-Point		F-Throw		Rebounds					a	to	blk	stl	pts	avg	
					fg-fga	fg%	3fg-fga	3fg%	ft-fga	ft%	off	def	tot	avg	pf							dq
32	MATHIS, Anthony	18-12	587	32.6	74-179	.413	57-142	.401	51-58	.879	7	33	40	2.2	44	2	35	36	3	14	256	14.2
02	JACKSON, Vance	18-9	513	28.5	78-204	.382	28-104	.269	51-71	.718	23	106	129	7.2	33	0	51	45	3	16	235	13.1
10	MALUACH, Makuach	18-18	514	28.6	64-159	.403	28-78	.359	36-50	.720	21	63	84	4.7	35	1	41	38	9	11	192	10.7
35	BRAGG, Carlton	18-17	446	24.8	68-138	.493	0-3	.000	56-87	.644	52	124	176	9.8	53	2	14	27	27	16	192	10.7
03	McGEE, Keith	16-7	356	22.3	59-135	.437	27-68	.397	20-26	.769	5	20	25	1.6	30	0	32	34	2	11	165	10.3
01	MANIGAULT, Corey	18-7	304	16.9	56-111	.505	0-2	.000	34-49	.694	30	46	76	4.2	46	1	11	26	6	10	146	8.1
14	KUIPER, Dane	16-13	395	24.7	31-86	.360	14-49	.286	4-7	.571	6	29	35	2.2	32	1	26	19	3	17	80	5.0
22	DRINNON, Drue	14-2	176	12.6	9-25	.360	1-10	.100	7-14	.500	4	8	12	0.9	19	0	19	13	0	3	26	1.9
25	EZZEDDINE, Karim	5-1	48	9.6	2-6	.333	0-0	.000	2-2	1.000	4	5	9	1.8	3	0	2	4	1	4	6	1.2
15	PINCHUK, Vladimir	17-1	166	9.8	5-15	.333	0-0	.000	8-13	.615	18	20	38	2.2	26	0	6	7	11	2	18	1.1
05	PATTERSON, Clay	2-0	5	2.5	0-1	.000	0-1	.000	2-2	1.000	0	2	2	1.0	0	0	0	0	0	0	2	1.0
04	PERCY, Tavian	11-3	80	7.3	2-9	.222	1-6	.167	3-7	.429	1	6	7	0.6	10	0	3	2	0	3	8	0.7
33	ARROYO, Jordan	4-0	10	2.5	0-0	.000	0-0	.000	1-2	.500	2	0	2	0.5	2	0	0	0	1	1	1	0.3
Team											30	25	55				5					
Total.....		18	3600		448-1068	.419	156-463	.337	275-388	.709	203	487	690	38.3	333	7	240	256	66	108	1327	73.7
Opponents.....		18	3600		486-1090	.446	128-366	.350	248-354	.701	171	480	651	36.2	343	-	280	219	54	120	1348	74.9

TEAM STATISTICS	NM	OPP	Date	Opponent	Score	Att.
SCORING	1327	1348	* 01/02/19	at Air Force	w 65-58	1927
Points per game	73.7	74.9	* 01/05/19	NEVADA	w 85-58	12702
Scoring margin	-1.2	-	* 01/08/19	UNLV	L 69-80	10242
FIELD GOALS-ATT	448-1068	486-1090	* 1/12/19	at Colorado State	L 76-91	3057
Field goal pct	.419	.446	* 01-15-19	at San Diego State	L 77-97	10277
3 POINT FG-ATT	156-463	128-366	* 01/19/19	WYOMING	w 83-53	11744
3-point FG pct	.337	.350	* 01/22/19	at UNLV	L 58-74	8432
3-pt FG made per game	8.7	7.1	* 01/26/19	UTAH STATE	L 66-68	10752
FREE THROWS-ATT	275-388	248-354	* 02/02/19	at Fresno State	L 70-82	7657
Free throw pct	.709	.701	* 02/05/19	SAN DIEGO ST.	w 83-70	10279
F-Throws made per game	15.3	13.8	* 02/09/19	at Nevada	L 62-91	11197
REBOUNDS	690	651	* 02/13/19	SAN JOSE ST.	w 92-60	10469
Rebounds per game	38.3	36.2	* 02/16/19	FRESNO STATE	L 73-81	12494
Rebounding margin	+2.2	-	* 02/20/19	at Utah St.	L 55-71	6273
ASSISTS	240	280	* 02/26/19	at San Jose St.	L 82-89	2053
Assists per game	13.3	15.6	* 03/02/19	COLORADO STATE	w 77-65	11207
TURNOVERS	256	219	* 03/06/19	BOISE ST.	w 73-72	10279
Turnovers per game	14.2	12.2	* 03/09/19	at Wyoming	L 81-88	4113
Turnover margin	-2.1	-				
Assist/turnover ratio	0.9	1.3				
STEALS	108	120				
Steals per game	6.0	6.7				
BLOCKS	66	54				
Blocks per game	3.7	3.0				
ATTENDANCE	100168	54986				
Home games-Avg/Game	9-11130	9-6110				
Neutral site-Avg/Game	-	0-0				

\* = Conference game

Score by Periods	1st	2nd	Totals
New Mexico	661	666	1327
Opponents	652	696	1348

**2018-19 Extended Season Statistics - All Games**

<b>RECORD:</b>	<b>OVERALL</b>	<b>HOME</b>	<b>AWAY</b>	<b>NEUTRAL</b>
ALL GAMES	14-17	9-7	4-9	1-1
CONFERENCE	7-11	6-3	1-8	0-0
NON-CONFERENCE	7-6	3-4	3-1	1-1

#	Player	gp-gs	min	avg	Total			3-Point		F-Throw		Rebounds					a/q	to	to/g	a/to	blk	blk/g	stl	stl/g	pts	avg	
					fg-fga	fg%	3fg-fga	3fg%	ft-fa	ft%	off	def	tot	avq	pf	dq											a
32	MATHIS, Anthony	31-20	949	30.6	130-313	.415	103-245	.420	84-95	.884	14	57	71	2.3	77	3	63	2.03	61	1.97	1.03	5	0.16	29	0.94	447	14.4
02	JACKSON, Vance	31-15	854	27.5	128-320	.400	53-164	.323	86-133	.647	42	178	220	7.1	55	0	80	2.58	77	2.48	1.04	4	0.13	33	1.06	395	12.7
35	BRAGG, Carlton	23-20	561	24.4	90-182	.495	0-6	.000	69-107	.645	59	152	211	9.2	67	2	14	0.61	35	1.52	0.40	29	1.26	22	0.96	249	10.8
10	MALUACH, Makuach	31-27	817	26.4	104-265	.392	44-132	.333	62-89	.697	32	93	125	4.0	68	2	57	1.84	59	1.90	0.97	16	0.52	19	0.61	314	10.1
03	McGEE, Keith	28-12	573	20.5	91-203	.448	41-100	.410	35-44	.795	7	28	35	1.3	51	1	50	1.79	49	1.75	1.02	3	0.11	20	0.71	258	9.2
01	MANIGAULT, Corey	30-10	495	16.5	92-185	.497	1-7	.143	77-104	.740	46	92	138	4.6	68	2	20	0.67	52	1.73	0.38	9	0.30	18	0.60	262	8.7
14	KUIPER, Dane	27-18	637	23.6	55-155	.355	23-90	.256	17-23	.739	7	58	65	2.4	54	1	45	1.67	30	1.11	1.50	6	0.22	26	0.96	150	5.6
25	EZZEDDINE, Karim	17-6	290	17.1	24-59	.407	3-18	.167	22-29	.759	26	36	62	3.6	39	1	15	0.88	24	1.41	0.63	10	0.59	10	0.59	73	4.3
15	PINCHUK, Vladimir	30-11	416	13.9	32-67	.478	0-0	.000	28-51	.549	38	52	90	3.0	55	1	13	0.43	16	0.53	0.81	19	0.63	10	0.33	92	3.1
22	DRINNON, Drue	26-8	358	13.8	23-61	.377	9-31	.290	16-29	.552	12	17	29	1.1	39	0	61	2.35	26	1.00	2.35	2	0.08	11	0.42	71	2.7
33	ARROYO, Jordan	12-2	71	5.9	7-9	.778	0-0	.000	3-9	.333	7	6	13	1.1	8	0	0	0.00	2	0.17	0.00	3	0.25	2	0.17	17	1.4
04	PERCY, Tavian	22-6	169	7.7	10-34	.294	5-20	.250	5-9	.556	9	11	20	0.9	18	0	9	0.41	6	0.27	1.50	1	0.05	8	0.36	30	1.4
05	PATTERSON, Clay	3-0	13	4.3	0-4	.000	0-3	.000	2-2	1.000	1	2	3	1.0	0	0	1	0.33	0	0.00	99.00	0	0.00	0	0.00	2	0.7
Total.....		0	6203		786-1857	.423	282-816	.346	506-724	.699	351	824	1175	0.0	600	13	428	0.00	445	0.00	0.96	107	0.00	208	0.00	2360	0.0
Opponents.....		0	6201		844-1878	.449	224-635	.353	451-663	.680	311	836	1147	0.0	634	-	468	0.00	412	0.00	1.14	98	0.00	217	0.00	2363	0.0

Score by Periods	1st	2nd	Totals
New Mexico	1128	1232	2360
Opponents	1136	1227	2363

**2018-19 Extended Season Statistics - Conference Only**

<b>RECORD:</b>	<b>OVERALL</b>	<b>HOME</b>	<b>AWAY</b>	<b>NEUTRAL</b>
ALL GAMES	7-11	6-3	1-8	0-0
CONFERENCE	7-11	6-3	1-8	0-0
NON-CONFERENCE	0-0	0-0	0-0	0-0

#	Player	gp-gs	min	avg	Total			3-Point		F-Throw		Rebounds					a/q	to	to/g	a/to	blk	blk/g	stl	stl/g	pts	avg	
					fg-fga	fg%	3fg-fga	3fg%	ft-fa	ft%	off	def	tot	avq	pf	dq											a
32	MATHIS, Anthony	18-12	587	32.6	74-179	.413	57-142	.401	51-58	.879	7	33	40	2.2	44	2	35	1.94	36	2.00	0.97	3	0.17	14	0.78	256	14.2
02	JACKSON, Vance	18-9	513	28.5	78-204	.382	28-104	.269	51-71	.718	23	106	129	7.2	33	0	51	2.83	45	2.50	1.13	3	0.17	16	0.89	235	13.1
10	MALUACH, Makuach	18-18	514	28.6	64-159	.403	28-78	.359	36-50	.720	21	63	84	4.7	35	1	41	2.28	38	2.11	1.08	9	0.50	11	0.61	192	10.7
35	BRAGG, Carlton	18-17	446	24.8	68-138	.493	0-3	.000	56-87	.644	52	124	176	9.8	53	2	14	0.78	27	1.50	0.52	27	1.50	16	0.89	192	10.7
03	McGEE, Keith	16-7	356	22.3	59-135	.437	27-68	.397	20-26	.769	5	20	25	1.6	30	0	32	2.00	34	2.13	0.94	2	0.13	11	0.69	165	10.3
01	MANIGAULT, Corey	18-7	304	16.9	56-111	.505	0-2	.000	34-49	.694	30	46	76	4.2	46	1	11	0.61	26	1.44	0.42	6	0.33	10	0.56	146	8.1
14	KUIPER, Dane	16-13	395	24.7	31-86	.360	14-49	.286	4-7	.571	6	29	35	2.2	32	1	26	1.63	19	1.19	1.37	3	0.19	17	1.06	80	5.0
22	DRINNON, Drue	14-2	176	12.6	9-25	.360	1-10	.100	7-14	.500	4	8	12	0.9	19	0	19	1.36	13	0.93	1.46	0	0.00	3	0.21	26	1.9
25	EZZEDDINE, Karim	5-1	48	9.6	2-6	.333	0-0	.000	2-2	1.000	4	5	9	1.8	3	0	2	0.40	4	0.80	0.50	1	0.20	4	0.80	6	1.2
15	PINCHUK, Vladimir	17-1	166	9.8	5-15	.333	0-0	.000	8-13	.615	18	20	38	2.2	26	0	6	0.35	7	0.41	0.86	11	0.65	2	0.12	18	1.1
05	PATTERSON, Clay	2-0	5	2.5	0-1	.000	0-1	.000	2-2	1.000	0	2	2	1.0	0	0	0.00	0	0.00	0.00	0	0.00	0	0.00	2	1.0	
04	PERCY, Tavian	11-3	80	7.3	2-9	.222	1-6	.167	3-7	.429	1	6	7	0.6	10	0	3	0.27	2	0.18	1.50	0	0.00	3	0.27	8	0.7
33	ARROYO, Jordan	4-0	10	2.5	0-0	.000	0-0	.000	1-2	.500	2	0	2	0.5	2	0	0	0.00	0	0.00	0.00	1	0.25	1	0.25	1	0.3
Total.....		18	3600		448-1068	.419	156-463	.337	275-388	.709	203	487	690	38.3	333	7	240	13.33	256	14.22	0.94	66	3.67	108	6.00	1327	73.7
Opponents.....		18	3600		486-1090	.446	128-366	.350	248-354	.701	171	480	651	36.2	343	-	280	15.56	219	12.17	1.28	54	3.00	120	6.67	1348	74.9

Score by Periods	1st	2nd	Totals
New Mexico	661	666	1327
Opponents	652	696	1348

# 2018-19 SEASON STATISTICS

## 2018-19 Season Metrics

#	Player	Min	AST%	EFG%	TS%	Usg%	DRB%	ORB%	TRB%
33	ARROYO, Jordan	71	0.0	.778	.656	10.0	9.2	10.3	9.8
35	BRAGG, Carlton	561	5.3	.495	.543	22.3	29.6	11.0	20.1
22	DRINNON, Drue	358	29.9	.451	.481	13.2	5.2	3.5	4.3
25	EZZEDDINE, Karim	290	9.4	.432	.509	15.6	13.6	9.4	11.4
02	JACKSON, Vance	854	19.4	.483	.522	25.3	22.8	5.1	13.8
14	KUIPER, Dane	637	12.9	.429	.454	14.5	10.0	1.1	5.5
10	MALUACH, Makuach	817	13.8	.475	.516	21.0	12.4	4.1	8.2
01	MANIGAULT, Corey	495	9.0	.500	.568	27.0	20.3	9.7	14.9
32	MATHIS, Anthony	949	13.4	.580	.630	20.7	6.6	1.5	4.0
03	McGEE, Keith	573	18.4	.549	.580	22.4	5.3	1.3	3.3
05	PATTERSON, Clay	13	12.1	.000	.205	17.8	16.8	8.0	12.3
04	PERCY, Tavian	169	9.3	.368	.395	12.3	7.1	5.6	6.3
15	PINCHUK, Vladimir	416	5.6	.478	.514	12.0	13.7	9.5	11.6

Estimated possessions: 2304.4

Team offensive rating (ORtg): 102.4

Team defensive rating (DRtg): 102.5

AST% - An estimate of the pct of teammate field goals assisted while on the floor

EFG% - Effective FG% (adjusts to include additional points from 3FGs)

TS% - True Shooting% (takes into account field goals, 3-point field goals, and free throws)

Usg% - An estimate of the pct of team plays used while on the floor

DRB% - An estimate of the pct of available defensive rebounds grabbed while on the floor

ORB% - An estimate of the pct of available offensive rebounds grabbed while on the floor

TRB% - An estimate of the pct of all available rebounds grabbed while on the floor

ORtg - Offensive rating - points scored per 100 possessions

DRtg - Defensive rating - points allowed per 100 possessions

**2018-19 Team Game-by-Game**

Opponent	Date	Score	W	Total		3-Pointers		Free throws		Rebounds				pf	a	t/o	blk	stl	pts	avg
				fg-fga	pct	3fg-fga	pct	ft-fta	pct	off	def	tot	avg							
at CSUN	11/6/18	87-84	W	27-52	.519	11-26	.423	22-29	.759	6	30	36	36.0	21	9	20	4	8	87	87.0
IONA	11/13/18	90-83	W	27-53	.509	12-30	.400	24-38	.632	9	32	41	38.5	22	19	20	5	7	90	88.5
NM STATE	11/17/18	94-98	L	31-52	.596	11-20	.550	21-30	.700	5	17	22	33.0	30	13	15	2	8	94	90.3
UTEP	11/24/18	84-78	W	26-58	.448	11-18	.611	21-28	.750	16	16	32	32.8	20	16	14	7	7	84	88.8
at Bradley	12-01-18	85-75	W	26-60	.433	12-32	.375	21-24	.875	13	27	40	34.2	24	15	17	0	8	85	88.0
at NM State	12/04/18	65-100	L	18-64	.281	10-31	.323	19-33	.576	10	21	31	33.7	21	7	11	3	7	65	84.2
vs Saint Mary's	12/07/18	60-85	L	23-66	.348	4-26	.154	10-16	.625	13	14	27	32.7	16	8	10	1	5	60	80.7
COLORADO	12/11/18	75-78	L	29-70	.414	10-25	.400	7-14	.500	8	30	38	33.4	25	14	9	3	7	75	80.0
CENTRAL ARK.	12/16/18	82-70	W	30-66	.455	11-36	.306	11-17	.647	16	33	49	35.1	15	18	16	3	6	82	80.2
NORTH TEXAS	12/18/18	65-74	L	16-44	.364	7-23	.304	26-31	.839	10	19	29	34.5	17	9	21	4	9	65	78.7
PENN	12/22/18	65-75	L	24-61	.393	7-22	.318	10-23	.435	13	28	41	35.1	21	17	15	2	8	65	77.5
at University of the Southw	12/30/18	103-47	W	38-79	.481	13-36	.361	14-18	.778	18	36	54	36.7	14	29	10	7	13	103	79.6
at Air Force	01/02/19	65-58	W	23-53	.434	9-26	.346	10-16	.625	10	28	38	36.8	14	13	19	3	9	65	78.5
NEVADA	01/05/19	85-58	W	31-68	.456	11-29	.379	12-16	.750	14	33	47	37.5	19	18	9	6	7	85	78.9
UNLV	01/08/19	69-80	L	23-55	.418	4-18	.222	19-22	.864	10	19	29	36.9	20	9	11	2	6	69	78.3
at Colorado State	1/12/19	76-91	L	26-55	.473	12-29	.414	12-19	.632	7	23	30	36.5	24	14	17	3	3	76	78.1
at San Diego State	01-15-19	77-97	L	24-56	.429	13-32	.406	16-19	.842	8	17	25	35.8	18	17	17	2	7	77	78.1
WYOMING	01/19/19	83-53	W	28-58	.483	9-27	.333	18-23	.783	9	34	43	36.2	17	20	19	6	9	83	78.3
at UNLV	01/22/19	58-74	L	22-62	.355	6-23	.261	8-15	.533	15	27	42	36.5	20	6	14	4	7	58	77.3
UTAH STATE	01/26/19	66-68	L	23-58	.397	8-23	.348	12-15	.800	10	22	32	36.3	15	11	11	5	3	66	76.7
at Fresno State	02/02/19	70-82	L	22-69	.319	8-37	.216	18-25	.720	13	25	38	36.4	23	7	10	4	9	70	76.4
SAN DIEGO ST.	02/05/19	83-70	W	28-52	.538	7-20	.350	20-25	.800	8	24	32	36.2	18	13	15	5	9	83	76.7
at Nevada	02/09/19	62-91	L	22-66	.333	8-30	.267	10-15	.667	9	26	35	36.1	20	11	20	1	6	62	76.0
SAN JOSE ST.	02/13/19	92-60	W	30-60	.500	14-27	.519	18-27	.667	7	37	44	36.5	15	17	10	5	6	92	76.7
FRESNO STATE	02/16/19	73-81	L	19-50	.380	7-17	.412	28-37	.757	9	31	40	36.6	18	10	13	3	1	73	76.6
at Utah State	02/20/19	55-71	L	20-50	.400	7-23	.304	8-12	.667	7	31	38	36.7	19	10	18	4	5	55	75.7
at San Jose St.	02/26/19	82-89	L	33-82	.402	8-34	.235	8-19	.421	26	27	53	37.3	17	18	16	4	6	82	76.0
COLORADO STATE	03/02/19	77-65	W	26-56	.464	6-18	.333	19-30	.633	17	30	47	37.6	19	15	14	2	5	77	76.0
BOISE ST.	03/06/19	73-72	W	22-53	.415	10-26	.385	19-24	.792	8	27	35	37.5	14	17	11	6	4	73	75.9
at Wyoming	03/09/19	81-88	L	26-65	.400	9-24	.375	20-29	.690	16	26	42	37.7	23	14	12	1	6	81	76.1
vs Wyoming	03/13/19	78-68	W	23-64	.359	7-28	.250	25-35	.714	11	34	45	37.9	21	14	11	0	7	78	76.1
New Mexico		2360		786-1857	.423	282-816	.346	506-724	.699	351	824	1175	37.9	600	428	445	107	208	2360	76.1
Opponents		2363		844-1878	.449	224-635	.353	451-663	.680	311	836	1147	37.0	634	468	412	98	217	2363	76.2

Games played: 31  
 Points/game: 76.1  
 FG Pct: 42.3  
 3FG Pct: 34.6  
 FT Pct: 69.9

Rebounds/game: 37.9  
 Assists/game: 13.8  
 Turnovers/game: 14.4  
 Assist/turnover ratio: 1.0  
 Steals/game: 6.7  
 Blocks/game: 3.5



## 2018-19 Opponent Game-by-Game

Opponent	Date	Score	W	Total		3-Pointers		Free throws		Rebounds				pf	a	t/o	blk	stl	pts	avg
				fg-fga	pct	3fg-fga	pct	ft-fa	pct	off	def	tot	avg							
at CSUN	11/6/18	87-84	W	33-72	.458	7-20	.350	11-21	.524	16	25	41	41.0	27	18	14	1	13	84	84.0
IONA	11/13/18	90-83	W	24-60	.400	9-26	.346	26-36	.722	11	23	34	37.5	29	15	15	3	12	83	83.5
NM STATE	11/17/18	94-98	L	30-53	.566	12-23	.522	26-39	.667	10	21	31	35.3	28	12	14	1	6	98	88.3
UTEP	11/24/18	84-78	W	28-58	.483	8-19	.421	14-21	.667	16	21	37	35.8	26	12	17	7	7	78	85.8
at Bradley	12-01-18	85-75	W	25-58	.431	7-20	.350	18-29	.621	11	22	33	35.2	21	11	15	3	6	75	83.6
at NM State	12/04/18	65-100	L	35-71	.493	12-30	.400	18-26	.692	13	39	52	38.0	23	21	14	3	7	100	86.3
vs Saint Mary's	12/07/18	60-85	L	33-55	.600	6-18	.333	13-18	.722	6	32	38	38.0	20	17	15	5	2	85	86.1
COLORADO	12/11/18	75-78	L	26-62	.419	5-19	.263	21-32	.656	14	37	51	39.6	18	10	13	6	5	78	85.1
CENTRAL ARK.	12/16/18	82-70	W	28-71	.394	6-24	.250	8-13	.615	13	25	38	39.4	18	15	11	4	8	70	83.4
NORTH TEXAS	12/18/18	65-74	L	29-56	.518	6-17	.353	10-14	.714	10	21	31	38.6	23	14	17	1	16	74	82.5
PENN	12/22/18	65-75	L	29-61	.475	6-20	.300	11-18	.611	9	32	41	38.8	19	16	14	1	6	75	81.8
at University of the Southw	12/30/18	103-47	W	17-56	.304	4-11	.364	9-15	.600	7	26	33	38.3	13	13	18	4	4	47	78.9
at Air Force	01/02/19	65-58	W	24-63	.381	2-15	.133	8-12	.667	14	24	38	38.3	17	17	14	2	10	58	77.3
NEVADA	01/05/19	85-58	W	19-57	.333	4-22	.182	16-27	.593	10	27	37	38.2	18	11	14	5	3	58	75.9
UNLV	01/08/19	69-80	L	28-56	.500	6-13	.462	18-21	.857	11	23	34	37.9	19	15	10	1	6	80	76.2
at Colorado State	1/12/19	76-91	L	32-57	.561	7-15	.467	20-25	.800	4	27	31	37.5	21	26	9	4	7	91	77.1
at San Diego State	01-15-19	77-97	L	38-69	.551	10-23	.435	11-12	.917	14	24	38	37.5	19	30	13	2	6	97	78.3
WYOMING	01/19/19	83-53	W	19-54	.352	6-22	.273	9-18	.500	4	22	26	36.9	16	10	18	4	10	53	76.9
at UNLV	01/22/19	58-74	L	25-57	.439	14-25	.560	10-23	.435	12	29	41	37.1	15	16	11	4	4	74	76.7
UTAH STATE	01/26/19	66-68	L	27-55	.491	9-18	.500	5-11	.455	9	27	36	37.0	17	16	13	4	4	68	76.3
at Fresno State	02/02/19	70-82	L	28-63	.444	4-20	.200	22-32	.688	13	38	51	37.7	21	10	15	0	3	82	76.6
SAN DIEGO ST.	02/05/19	83-70	W	27-65	.415	2-10	.200	14-16	.875	15	19	34	37.5	24	9	16	6	6	70	76.3
at Nevada	02/09/19	62-91	L	34-68	.500	6-20	.300	17-24	.708	11	38	49	38.0	17	18	17	4	9	91	76.9
SAN JOSE ST.	02/13/19	92-60	W	24-68	.353	4-17	.235	8-15	.533	11	28	39	38.1	19	11	11	5	6	60	76.2
FRESNO STATE	02/16/19	73-81	L	25-61	.410	14-37	.378	17-22	.773	7	26	33	37.9	26	11	6	3	9	81	76.4
at Utah State	02/20/19	55-71	L	26-70	.371	7-27	.259	12-17	.706	16	26	42	38.0	13	21	8	6	13	71	76.2
at San Jose St.	02/26/19	82-89	L	31-64	.484	11-22	.500	16-22	.727	9	28	37	38.0	15	23	14	2	10	89	76.7
COLORADO STATE	03/02/19	77-65	W	25-54	.463	4-15	.267	11-17	.647	4	22	26	37.6	22	9	10	0	7	65	76.2
BOISE ST.	03/06/19	73-72	W	27-57	.474	8-20	.400	10-11	.909	4	25	29	37.3	21	12	10	1	5	72	76.1
at Wyoming	03/09/19	81-88	L	27-52	.519	10-25	.400	24-29	.828	3	27	30	37.0	23	15	10	1	2	88	76.5
vs Wyoming	03/13/19	78-68	W	21-55	.382	8-22	.364	18-27	.667	4	32	36	37.0	26	14	16	5	5	68	76.2
Opponents		2363		844-1878	.449	224-635	.353	451-663	.680	311	836	1147	37.0	634	468	412	98	217	2363	76.2
New Mexico		2360		786-1857	.423	282-816	.346	506-724	.699	351	824	1175	37.9	600	428	445	107	208	2360	76.1

Games played: 31  
Points/game: 76.2  
FG Pct: 44.9  
3FG Pct: 35.3  
FT Pct: 68.0

Rebounds/game: 37.0  
Assists/game: 15.1  
Turnovers/game: 13.3  
Assist/turnover ratio: 1.1  
Steals/game: 7.0

# 2018-19 SEASON STATISTICS

## 2018-19 Game-by-Game Highs

Opponent	Date	Score	Points	Rebounds	Assists	Steals	Blocked shots
at CSUN	11/6/18	87-84	16-MANIGAULT, Core	8-JACKSON, Vance	3-MATHIS, Anthony	2-MALUACH, Makua KUIPER, Dane JACKSON, Vance	3-EZZEDDINE, Karim
IONA	11/13/18	90-83	20-MANIGAULT, Core	12-JACKSON, Vance	3-KUIPER, Dane JACKSON, Vance PINCHUK, Vladimir MANIGAULT, Corey	2-MANIGAULT, Core	2-PINCHUK, Vladimir
NM STATE	11/17/18	94-98	27-JACKSON, Vance	6-JACKSON, Vance	4-DRINNON, Drue	2-MATHIS, Anthony PINCHUK, Vladimir JACKSON, Vance	2-PINCHUK, Vladimir
UTEP	11/24/18	84-78	18-MATHIS, Anthony	5-PINCHUK, Vladimir JACKSON, Vance	4-DRINNON, Drue JACKSON, Vance	2-MATHIS, Anthony	3-MALUACH, Makua
at Bradley	12-01-18	85-75	23-MATHIS, Anthony	11-MANIGAULT, Core	5-MATHIS, Anthony	2-McGEE, Keith MANIGAULT, Corey	None
at NM State	12/04/18	65-100	13-DRINNON, Drue	8-PINCHUK, Vladimir	1-KUIPER, Dane DRINNON, Drue MALUACH, Makuac JACKSON, Vance PINCHUK, Vladimir McGEE, Keith EZZEDDINE, Karim	2-MATHIS, Anthony	2-PINCHUK, Vladimir
vs Saint Mary's	12/07/18	60-85	12-McGEE, Keith	8-JACKSON, Vance	2-PINCHUK, Vladimir EZZEDDINE, Karim	2-MATHIS, Anthony	1-DRINNON, Drue
COLORADO	12/11/18	75-78	23-MATHIS, Anthony	8-JACKSON, Vance	6-DRINNON, Drue	2-MATHIS, Anthony DRINNON, Drue	1-EZZEDDINE, Karim MALUACH, Makuac McGEE, Keith
CENTRAL ARK.	12/16/18	82-70	22-MALUACH, Makua	9-EZZEDDINE, Karim	7-DRINNON, Drue	2-DRINNON, Drue	1-KUIPER, Dane MALUACH, Makuac EZZEDDINE, Karim
NORTH TEXAS	12/18/18	65-74	20-MATHIS, Anthony	7-BRAGG, Carlton	5-MATHIS, Anthony	3-BRAGG, Carlton	2-EZZEDDINE, Karim
PENN	12/22/18	65-75	13-BRAGG, Carlton MATHIS, Anthony MANIGAULT, Corey	8-MANIGAULT, Core JACKSON, Vance	4-MATHIS, Anthony	2-BRAGG, Carlton EZZEDDINE, Karim	1-DRINNON, Drue MATHIS, Anthony
at University of the Southwe	12/30/18	103-47	18-MATHIS, Anthony	10-EZZEDDINE, Kari	12-DRINNON, Drue	4-KUIPER, Dane	2-BRAGG, Carlton PINCHUK, Vladimir
at Air Force	01/02/19	65-58	17-MATHIS, Anthony	9-BRAGG, Carlton	3-MATHIS, Anthony	2-EZZEDDINE, Karim MATHIS, Anthony KUIPER, Dane	2-BRAGG, Carlton
NEVADA	01/05/19	85-58	27-MATHIS, Anthony	12-BRAGG, Carlton	7-JACKSON, Vance	3-JACKSON, Vance	4-PINCHUK, Vladimir
UNLV	01/08/19	69-80	14-JACKSON, Vance	7-BRAGG, Carlton	4-MATHIS, Anthony	3-MANIGAULT, Core	1-JACKSON, Vance MANIGAULT, Corey
at Colorado State	1/12/19	76-91	18-JACKSON, Vance	12-JACKSON, Vance	5-McGEE, Keith	2-KUIPER, Dane	1-EZZEDDINE, Karim BRAGG, Carlton MATHIS, Anthony
at San Diego State	01-15-19	77-97	21-MATHIS, Anthony	6-JACKSON, Vance	5-MALUACH, Makua	2-EZZEDDINE, Karim	2-BRAGG, Carlton
WYOMING	01/19/19	83-53	16-BRAGG, Carlton	10-JACKSON, Vance	5-JACKSON, Vance	4-KUIPER, Dane	3-BRAGG, Carlton
at UNLV	01/22/19	58-74	16-JACKSON, Vance	12-BRAGG, Carlton	2-BRAGG, Carlton	3-JACKSON, Vance	1-MALUACH, Makua PINCHUK, Vladimir McGEE, Keith BRAGG, Carlton
UTAH STATE	01/26/19	66-68	18-BRAGG, Carlton	7-JACKSON, Vance	3-MALUACH, Makua KUIPER, Dane	3-McGEE, Keith	2-BRAGG, Carlton JACKSON, Vance
at Fresno State	02/02/19	70-82	19-MATHIS, Anthony	15-BRAGG, Carlton	3-MALUACH, Makua	2-MATHIS, Anthony MALUACH, Makuac JACKSON, Vance	2-BRAGG, Carlton
SAN DIEGO ST.	02/05/19	83-70	19-McGEE, Keith	11-BRAGG, Carlton	4-MATHIS, Anthony	2-BRAGG, Carlton McGEE, Keith	3-MALUACH, Makua
at Nevada	02/09/19	62-91	19-MALUACH, Makua	8-BRAGG, Carlton	4-JACKSON, Vance	2-MATHIS, Anthony	1-MANIGAULT, Core
SAN JOSE ST.	02/13/19	92-60	20-McGEE, Keith	7-PINCHUK, Vladimir	5-KUIPER, Dane JACKSON, Vance	2-PERCY, Tavian	3-PINCHUK, Vladimir
FRESNO STATE	02/16/19	73-81	30-JACKSON, Vance	10-BRAGG, Carlton	2-MALUACH, Makua DRINNON, Drue BRAGG, Carlton	1-KUIPER, Dane	2-BRAGG, Carlton
at Utah State	02/20/19	55-71	20-MATHIS, Anthony	9-JACKSON, Vance	5-MALUACH, Makua	3-MANIGAULT, Core	2-BRAGG, Carlton
at San Jose St.	02/26/19	82-89	25-McGEE, Keith	16-BRAGG, Carlton	5-MALUACH, Makua McGEE, Keith	2-MATHIS, Anthony	2-BRAGG, Carlton
COLORADO STATE	03/02/19	77-65	23-MALUACH, Makua	14-BRAGG, Carlton	4-MATHIS, Anthony JACKSON, Vance	3-BRAGG, Carlton	1-KUIPER, Dane BRAGG, Carlton
BOISE ST.	03/06/19	73-72	19-MANIGAULT, Core	9-BRAGG, Carlton	4-DRINNON, Drue	2-JACKSON, Vance	3-BRAGG, Carlton
at Wyoming	03/09/19	81-88	22-BRAGG, Carlton	20-BRAGG, Carlton	3-JACKSON, Vance MALUACH, Makuac	3-BRAGG, Carlton	1-MALUACH, Makua
vs Wyoming	03/13/19	78-68	26-JACKSON, Vance	8-JACKSON, Vance	5-JACKSON, Vance	4-JACKSON, Vance	None

# LAST TIME OUT

## MARCH 13, 2019 - NEW MEXICO 78, WYOMING 68 - Las Vegas, Nev.

### Comeback, Jackson Lead Lobos to MW Quarterfinals

LAS VEGAS, Nev. --- The University of New Mexico men's basketball team executed its fifth-biggest comeback in program history on Wednesday afternoon against the 10th-seeded Wyoming Cowboys to advance to the 2019 Air Force Reserve MW Championship Quarterfinals Thursday. Redshirt-sophomore Vance Jackson led the Lobos with 26 points, eight rebounds and five assists while scoring 13 straight points in UNM's comeback run.

The Lobos were down by as many as 16 points before claiming a 10-point win, 78-68, after a 51-point second half. Fifty-one points ties for the fifth-most points in a half in tournament history. The last team to do so was New Mexico against UNLV on March 7, 2002. The contest also marks the first time this season that the Lobos have overcome a double-digit halftime deficit.

"I thought they gave us a tremendous blow early and pushed us really to the point of elimination," head coach Paul Weir said. "Thankfully we were able to kind of bounce back, finish the game we wanted and get a victory to move on."

Senior Anthony Mathis also made history on the night registering his 103rd 3-pointer of the season, breaking the UNM program-record 102 set in 1998-99 by Kevin Henry. His total also ranks fifth-most in Mountain West history.

The Lobos will take on No. 2-seed Utah State on Thursday at 6 p.m. PT / 7 p.m. MT on CBS Sports Network in the Thomas & Mack Center.

In a slow offensive start for the Lobos, the Cowboys got in front by 16 points with 2:32 left in the first half, a lead that UNM cut to 11 at the break after five straight points on a pair of Mathis free throws and a three from sophomore Makuach Maluach as the clock wound down, 38-27.

The Lobos came out of the half with a quick five points with a palpable new energy and despite a Wyoming layup in between, UNM made it an eight-point game with 19:12 left to play.

Over the next 4:23, UNM got the game down to six with a pair of free throws from Maluach, but the Cowboys went on a 7-0 run to get back in front by 13. That's when the Lobos started to take control.

Down 47-34 with 14:49 left on the clock the Lobos, who have struggled this year in coming back from deficits, went on an impressive 15-0 run to get out to a two-point lead, the first of the game.

The run started with a layup from redshirt-junior Carlton Bragg and Jackson proceeded to score 13 straight points kicked off by his own steal and layup at the 12:46 mark. Jackson hit a pair of threes, two layups, a jumper and a free throw within 2:59 to energize the Lobos and make the crowd in the "Pit West" roar. His go-ahead three came at the 9:47 mark, 49-47, and a layup by Wyoming leading scorer Justin James tied it at 49-49 with 9:20 on the clock.

The Lobos extended the run to 22-3 over the next minute to get out to a six-point lead, 56-50. The end of the run included a steal and a big dunk from Jackson as well as a pair of free throws from the sophomore.

Wyoming threatened with 3:24 left as it reduced the Lobo lead back to one on a dunk from Cowboy senior Jordan Naughton, 62-61. The Lobos followed it up however with an 8-0 run that included a pair of decisive, back-to-back Maluach dunks to make it 70-61 with 1:34 left.

Embedded video

UNM closed the contest on a 16-7 run for the eventual 10-point win, 78-68. The Lobos were led by four players to score in double figures including Jackson (26), Maluach (13), redshirt-sophomore Keith McGee (12) and Bragg (10). Jackson went a career-high 8-for-15 from the floor, 3-for-7 from behind the arc and 7-for-10 from the free throw line on the afternoon.

Wyoming was led by James who scored 31 points going 8-for-19 from the floor, 4-for-7 from 3-point range and 11-for-16 behind the arc.

On the evening, the Lobos were outshot by the Cowboys from the floor (38.2 - 35.9 percent) and from behind the arc (36.4 - 25.0 percent) but went 25-for-35 from the stripe for 71.4 percent to 66.7 for Wyoming.

The Lobos forced 16 turnovers of the Cowboys while turning the ball over just 11 times and outscored Wyoming 51-30 in the second half.

UNM returns to action on Thursday, March 14 as it takes on No. 2-seed Utah State at 6 p.m. PT / 7 p.m. MT in the 2019 Air Force Reserve Mountain West Championship Quarterfinals.

Official Basketball Box Score -- Game Totals -- Final Statistics  
**Wyoming vs New Mexico**  
 03/13/19 1:30 PM at Las Vegas, Nevada (Thomas & Mack Center)

Wyoming 68 • 8-24		Total	3-Ptr	Rebounds		PF		TP		A TO Blk		Stl	Min	
#	Player	FG-FGA	FG-FGA	FT-FTA	Off	Def	Tot	PF	TP	A	TO	Blk	Stl	Min
13	Trevon Taylor	0-0	0-0	0-0	0	2	2	5	0	2	1	0	0	22
33	Jordan Naughton	4-7	0-0	2-3	1	4	5	4	10	0	1	1	0	18
00	HENDRICKS, Jake	3-8	3-8	0-1	0	5	5	3	9	1	0	0	1	38
01	Justin James	8-19	4-7	11-16	0	7	7	4	31	4	7	1	1	38
02	A.J. Banks	3-7	0-1	2-3	0	5	5	2	8	4	4	0	1	33
10	Hunter Thompson	2-7	0-3	1-2	1	3	4	4	5	1	1	1	0	27
11	Trace Young	1-7	1-3	0-0	1	2	3	1	3	2	1	2	1	13
22	Brandon Porter	0-0	0-0	2-2	0	1	1	3	2	0	0	0	1	11
Team						1 3 4						1		
Totals		21-55	8-22	18-27	4	32	36	26	68	14	16	5	5	200
FG % 1st Half: 11-30 36.7%		2nd half: 10-25 40.0%		Game: 21-55 38.2%		Deadball						Rebounds		
3FG % 1st Half: 7-12 58.3%		2nd half: 1-10 10.0%		Game: 8-22 36.4%		3,3								
FT % 1st Half: 9-11 81.8%		2nd half: 9-16 56.3%		Game: 18-27 66.7%										

New Mexico 78 • 14-17		Total	3-Ptr	Rebounds		PF		TP		A TO Blk		Stl	Min	
#	Player	FG-FGA	FG-FGA	FT-FTA	Off	Def	Tot	PF	TP	A	TO	Blk	Stl	Min
35	BRAGG, Carlton	3-7	0-0	4-8	1	6	7	4	10	0	1	0	0	18
02	JACKSON, Vance	8-15	3-7	7-10	1	7	8	0	26	5	2	0	4	35
10	MALUACH, Makuach	3-11	1-7	6-6	1	2	3	2	13	1	1	0	0	28
14	KUIPER, Dane	0-3	0-3	1-2	0	7	7	3	1	2	2	0	0	24
32	MATHIS, Anthony	1-13	1-6	3-4	3	4	7	2	6	2	0	0	2	39
01	MANIGAULT, Corey	2-4	0-0	0-1	0	1	1	1	4	1	2	0	1	12
03	McGEE, Keith	4-6	1-2	3-3	0	1	1	4	12	0	1	0	0	12
04	PERCY, Tavian	0-1	0-0	0-0	0	1	1	0	0	0	0	0	0	2
15	PINCHUK, Vladimir	1-1	0-0	1-1	1	2	3	2	3	0	0	0	0	13
22	DRINNON, Drue	1-3	1-3	0-0	0	2	2	3	3	3	1	0	0	17
Team						4 1 5						1		
Totals		23-64	7-28	25-35	11	34	45	21	78	14	11	0	7	200
FG % 1st Half: 8-29 27.6%		2nd half: 15-35 42.9%		Game: 23-64 35.9%		Deadball						Rebounds		
3FG % 1st Half: 4-13 30.8%		2nd half: 3-15 20.0%		Game: 8-22 36.4%		5,2								
FT % 1st Half: 7-12 58.3%		2nd half: 18-23 78.3%		Game: 25-35 71.4%										

Officials: Mike Reed, Greg Nixon, Shawn Lehigh  
 Technical fouls: Wyoming-None. New Mexico-None.  
 Attendance:  
 2019 Air Force Reserve Mountain West Men's Championships  
 First Round Game Two  
 Winner advances to Thursday's quarterfinal game vs #2 Utah State

Score by periods	1st	2nd	Total
Wyoming	38	30	68
New Mexico	27	51	78

## FEB. 20, 2019 - NEW MEXICO 55, UTAH STATE 71 - Logan, Utah

### Lobos Overcome by Utah State, Mathis Drops 20

ALBUQUERQUE, N.M. --- Despite outshooting its opponent on the night, The University of New Mexico men's basketball team ultimately suffered a 71-55 loss on the road at Utah State on Wednesday night in a 9 p.m. league clash. Senior Anthony Mathis led the Lobos for the 11th time this season with his seventh 20-point game of 2018-19.

With the loss, UNM falls to 11-15 overall, 5-9 in Mountain West play, while Utah State improves to 21-6, 11-3 MW.

On the night, UNM outshot the Aggies 40.0 - 37.1 percent, marking the first time in conference play this season that the Lobos have lost when outshooting their opponent (5-1). UNM also fired more accurately from 3-point range, going 7-for-23 (30.4 percent) to USU's 7-for-27 (25.9 percent).

Utah State was led by freshman Neemias Queta who scored a game-high 23 points and registered his eighth double-double of the season with a game-best 10 rebounds.

"I thought we started off the game defensively perfect, exactly how we wanted. We got the shots that we wanted ... and I think it led to some good things offensively," head coach Paul Weir said. "At the end of the day, the issue was our turnovers. We just gave them a lot of easy stuff in transition that we just couldn't get because they took care of the ball."

The Lobo defense limited the Aggies to just 35 points in the first half and 36 in the second, but turnovers continued to plague UNM as the Lobos committed eight in the first half before adding 10 in the second, seven within 6:04. UNM's 55 points marks the least the Lobos have scored all season, following 58 at UNLV on Jan. 22.

UNM came out hot allowing USU to get out to a three-point advantage, 3-0, on a jumper and a free throw from Queta before powering back with a 14-2 run that included a trio of Mathis jumpers, a three from sophomore Makuach Maluach and redshirt-sophomore Vance Jackson, as well as a layup from junior Corey Manigault.

The spree put the Lobos on top by nine, 14-5 and UNM held the lead until the seven-minute mark when USU's Brock Miller hit a three to get the Aggies back on top by one, 21-20.

UNM held the Aggies for a pair of possessions and forced a foul, sending Mathis to the line to tie it back up at the 5:28 mark, 21-21, and take the lead with the second, 22-21.

Twenty-five seconds later, Mathis hit another three to give the Lobos a four-point cushion, 25-21.

Two more ties ensued, once at the 2:47 mark and another with 24 seconds left when Manigault hit a free throw to make it 32-all.

Standout junior Sam Merrill hit a three with three seconds left on the clock to send the teams to the locker room with the Aggies leading by three, 35-32. The Lobos are now 1-7 in conference play when trailing at the half.

Utah State continued the momentum into the second half as the Aggies got ahead by seven at the 14:57 mark and never looked back. The Lobos would get as close as five but the Aggies continued to pile onto the lead, extending the advantage to double-digits with 9:01 left on a good three by sophomore Abel Porter, 52-41.

UNM cut a 13-point lead down to seven on an 8-2 run that included a Jackson layup, a three from redshirt-sophomore Keith McGee and another triple from Mathis, 56-49 with 4:30 left. A 6-0 run put Utah State back ahead by 13, however and the deficit remained in double figures from there en route to the 16-point final.

The Lobos have a bye week on Saturday and are set to return to action on Tuesday, Feb. 26 at San José State. Tipoff is scheduled for 8 p.m. MT on AT&T SportsNet.

Official Basketball Box Score -- Game Totals -- Final Statistics  
**New Mexico vs Utah St.**  
 02/20/19 9 p.m. at Logan, Utah (Doe Glen Smith Spectrum)

New Mexico 55 • 11-15/5-9 MW																
#	Player	Total			3-Ptr		Rebounds			PF	TP	A	TO	Blk	Stl	Min
		FG	FGA	FT	FTA	Off	Def	Off	Def							
01	MANIGAULT, Corey	f	3-9	0-1	1-2	0	4	4	3	7	0	4	0	3	20	
35	BRAGG, Carlton	f	0-0	0-0	2-2	0	7	7	5	2	0	2	2	0	29	
03	McGEE, Keith	g	3-9	1-4	0-0	0	2	2	1	7	1	4	1	1	30	
10	MALUACH, Makuach	g	2-6	1-4	0-0	4	4	8	5	5	5	1	1	0	31	
32	MATHIS, Anthony	g	7-12	4-9	2-3	0	3	3	1	20	0	3	0	0	38	
02	JACKSON, Vance	g	3-12	1-5	1-2	1	8	9	2	8	3	1	0	1	30	
15	PINCHUK, Vladimir	1	1-1	0-0	0-0	1	0	1	1	2	0	0	0	0	8	
22	DRINNON, Drue	1	1-1	0-0	2-3	0	1	1	1	4	1	3	0	0	14	
Team							1	2	3							
Totals			20-50	7-23	8-12	7	31	38	19	55	10	18	4	5	200	
FG % 1st Half: 11-28		39.3%	2nd half: 9-22		40.9%	Game: 20-50		40.0%	Deadball							
3FG % 1st Half: 4-14		28.6%	2nd half: 3-9		33.3%	Game: 7-23		30.4%	Rebounds							
FT % 1st Half: 6-9		66.7%	2nd half: 2-3		66.7%	Game: 8-12		66.7%	1							

Utah St. 71 • 21-6/11-3 MW																
#	Player	Total			3-Ptr		Rebounds			PF	TP	A	TO	Blk	Stl	Min
		FG	FGA	FT	FTA	Off	Def	Off	Def							
10	Quinn Taylor	f	4-9	0-1	0-1	4	3	7	0	8	2	1	1	1	22	
23	Neemias Queta	c	10-12	0-0	3-6	5	5	10	2	23	4	2	3	1	34	
05	Sam Merrill	g	3-18	3-11	4-4	0	5	5	2	13	4	2	0	2	39	
15	Abel Porter	g	1-4	1-2	0-0	0	2	2	4	3	5	1	0	1	29	
22	Brock Miller	g	1-11	1-9	0-0	0	1	1	1	3	1	0	0	1	24	
02	Dwayne Brown Jr.	1	0-1	0-0	0-0	0	1	1	0	0	0	0	0	0	2	
12	Justin Bean	1	4-8	0-0	0-0	3	2	5	3	8	1	0	2	3	21	
24	Diogo Brito	1	3-7	2-4	5-6	0	6	6	1	13	4	2	0	4	28	
30	JOHNSON, Alek	1	0-0	0-0	0-0	0	0	0	0	0	0	0	0	0	1	
Team						4	1	5								
Totals			26-70	7-27	12-17	16	26	42	13	71	21	8	6	13	200	
FG % 1st Half: 14-41		34.1%	2nd half: 12-29		41.4%	Game: 26-70		37.1%	Deadball							
3FG % 1st Half: 5-15		33.3%	2nd half: 2-12		16.7%	Game: 7-27		25.9%	Rebounds							
FT % 1st Half: 2-5		40.0%	2nd half: 10-12		83.3%	Game: 12-17		70.6%	2							

Officials: John Higgins, Mike Reed, Jimmy Casas  
 Technical fouls: New Mexico-MANIGAULT, Corey. Utah St.-None.  
 Attendance: 6273

Score by periods	1st	2nd	Total
New Mexico	32	23	55
Utah St.	35	36	71



# OPPONENT NUMERICAL ROSTER/STATS

## UTAH STATE 2018-19 ROSTER

No.	Name	Ht.	Wt.	Pos.	Cl.	Exp.	Hometown (Previous School)
0	Klay Stall	6-10	240	C	So.	SQ	Chandler, Ariz. (Basha HS)
1	Tauriawn Knight	6-1	170	G	Fr.	HS	Oklahoma City, Okla. (Edmond Santa Fe HS)
2	Dwayne Brown Jr.	6-6	220	F	Sr.	1L	Conyers, Ga. (Northern Okla. Tonkawa)
4	Crew Ainge	5-11	180	G	So.	1L	Wellesley, Mass. (Kimball Union Academy)
5	Sam Merrill	6-5	210	G	Jr.	2L	Bountiful, Utah (Bountiful HS)
10	Quinn Taylor	6-8	240	F	Sr.	3L	Houston, Texas (Langham Creek HS)
12	Justin Bean	6-7	210	F	RS-Fr.	RS	Moore, Okla. (Southmoore HS)
14	Roche Grootfaam	6-8	220	F	Jr.	TR	Paramaribo, Suriname (Coll. Of S. Idaho)
15	Abel Porter	6-3	195	G	So.	1L	Farmington, Utah (Davis HS)
21	Ben Fakira	6-10	240	F	Fr.	HS	Sydney, Australia (Barker College)
22	Brock Miller	6-6	200	G	RS-Fr.	RS	Sandy, Utah (Brighton HS)
23	Neemias Queta	6-11	225	C	Fr.	HS	Barreiro, Portugal
24	Diogo Brito	6-5	205	G	Jr.	2L	Povoa de Varzim, Portugal (Mountain Mission HS)
30	Alek Johnson	6-4	210	G	Fr.	HS	Evanston, Wyo. (Evanston HS)

## UTAH STATE 2018-19 STATISTICS

RECORD:	OVERALL	HOME	AWAY	NEUTRAL
ALL GAMES	25-6	14-1	9-4	2-1
CONFERENCE	15-3	8-1	7-2	0-0
NON-CONFERENCE	10-3	6-0	2-2	2-1

#	Player	Total		3-Point		F-Throw		Rebounds		pf	dq	a	to	blk	stl	pts	avg					
		gp-gs	min	avg	fg% fg-fga	fg% 3fg-3fga	ft% ft-fta	off	def									tot	avg			
05	MERRILL, Sam	31-31	1090	35.2	207-446	.464	78-200	.390	160-177	.904	11	109	120	3.9	76	1	129	55	10	34	652	21.0
23	QUETA, Neemias	31-31	821	26.5	149-234	.637	2-5	.400	60-112	.536	75	201	276	8.9	92	4	50	72	73	21	360	11.6
10	TAYLOR, Quinn	31-31	797	25.7	100-195	.513	19-62	.306	42-61	.689	78	113	191	6.2	80	4	69	42	19	19	261	8.4
22	MILLER, Brock	31-31	808	26.1	83-231	.359	61-177	.345	22-25	.880	11	42	53	1.7	46	0	38	16	3	8	249	8.0
24	BRITO, Diogo	31-0	718	23.2	78-188	.415	38-101	.376	49-64	.766	21	111	132	4.3	51	0	67	44	4	35	243	7.8
03	KNIGHT III, John	10-0	177	17.7	27-67	.403	1-2	.500	23-36	.639	6	33	39	3.9	17	0	12	15	5	12	78	7.8
02	BROWN JR., Dwayne	31-0	413	13.3	80-151	.530	13-38	.342	36-47	.766	22	64	86	2.8	50	0	21	37	4	20	209	6.7
15	PORTER, Abel	30-13	624	20.8	44-107	.411	23-59	.390	37-53	.698	2	70	72	2.4	62	2	81	38	2	17	148	4.9
01	KNIGHT, Tauriawn	23-0	209	9.1	30-70	.429	3-17	.176	22-27	.815	6	23	29	1.3	23	0	20	22	2	6	85	3.7
12	BEAN, Justin	25-0	267	10.7	35-63	.556	1-4	.250	20-26	.769	31	51	82	3.3	30	0	16	7	7	15	91	3.6
04	AINGE, Crew	18-18	232	12.9	21-49	.429	2-20	.100	6-11	.545	3	38	41	2.3	26	0	28	19	1	7	50	2.8
21	FAKIRA, Ben	14-0	78	5.6	7-16	.438	1-2	.500	6-8	.750	15	7	22	1.6	26	0	2	7	2	1	21	1.5
30	JOHNSON, Alek	8-0	16	2.0	1-3	.333	1-2	.500	0-0	.000	2	2	4	0.5	1	0	1	2	0	0	3	0.4
Team											49	44	93				7				2	
Total.....		31	6250		862-1820	.474	243-689	.353	483-647	.747	332	908	1240	40.0	580	11	534	383	132	195	2452	79.1
Opponents.....		31	6250		693-1766	.392	250-700	.357	435-617	.705	257	715	972	31.4	606	16	349	392	105	184	2071	66.8

TEAM STATISTICS	USU	OPP	Date	Opponent	Score	Att.
SCORING	2452	2071	11/06/18	at Montana State	w	101-71 2354
Points per game	79.1	66.8	11/09/18	HARTFORD	w	100-73 8500
Scoring margin	+12.3	-	11/13/18	MISS. VALLEY STATE	w	94-59 5133
FIELD GOALS-ATT	862-1820	693-1766	11/16/18	UTAH VALLEY	w	65-46 6474
Field goal pct	.474	.392	11/19/18	vs Saint Mary's	w	80-63 2507
3 POINT FG-ATT	243-689	250-700	11/21/18	vs Arizona State	L	82-87 3157
3-point FG pct	.353	.357	11/28/18	NORTHERN IOWA	w	71-52 5134
3-pt FG made per game	7.8	8.1	12/01/18	at UC Irvine	w	89-65 1812
FREE THROWS-ATT	483-647	435-617	12/05/18	at BYU	L	80-95 11377
Free throw pct	.747	.705	12/08/18	vs Weber St.	w	76-67 10678
F-Throws made per game	15.6	14.0	12/15/18	ALABAMA STATE	w	86-48 6078
REBOUNDS	1240	972	12/20/18	at Houston	L	50-60 6264
Rebounds per game	40.0	31.4	12/28/18	EASTERN OREGON	w	84-57 7056
Rebounding margin	+8.6	-	* 01/02/19	at Nevada	L	49-72 11224
ASSISTS	534	349	* 01/05/19	AIR FORCE	w	79-62 8412
Assists per game	17.2	11.3	* 01/09/19	FRESNO STATE	L	77-78 6379
TURNOVERS	383	392	* 01/12/19	at Wyoming	w	71-55 3426
Turnovers per game	12.4	12.6	* 01/16/19	at San Jose St.	w	81-63 1388
Turnover margin	+0.3	-	* 01/19/19	COLORADO STATE	w	87-72 7509
Assist/turnover ratio	1.4	0.9	* 01/26/19	at New Mexico	w	68-66 10752
STEALS	195	184	* 01/30/19	SAN JOSE ST.	w	103-73 6599
Steals per game	6.3	5.9	* 02/02/19	UNLV	w	82-65 7157
BLOCKS	132	105	* 02/05/19	at Fresno State	w	82-81 5091
Blocks per game	4.3	3.4	* 02/09/19	at San Diego State	L	63-68 10631
ATTENDANCE	104709	92827	* 02/13/19	WYOMING	w	76-59 5458
Home games-Avg/Game	15-6981	13-5883	* 02/16/19	at Air Force	w	76-62 3037
Neutral site-Avg/Game	-	3-5447	* 02/20/19	NEW MEXICO	w	71-55 6273
			* 02/23/19	at Boise St.	Wot	78-71 6581
			* 02/26/19	SAN DIEGO STATE	w	70-54 8160
			* 03/02/19	NEVADA	w	81-76 10387
			* 03/05/19	at Colorado State	Wot	100-96 2548
<b>Score by Periods</b>	<b>1st</b>	<b>2nd</b>	<b>OT</b>	<b>Totals</b>		
Utah State	1213	1215	24	2452		
Opponents	947	1111	13	2071		

\* - Conference game

# 2018-19 OPPONENT MOUNTAIN WEST STATISTICS

RECORD:	OVERALL	HOME	AWAY	NEUTRAL
ALL GAMES	15-3	8-1	7-2	0-0
CONFERENCE	15-3	8-1	7-2	0-0
NON-CONFERENCE	0-0	0-0	0-0	0-0

#	Player	gp-gs	min	Total		3-Point		F-Throw		Rebounds					pts	avg						
				fg-fga	fg%	3fg-fga	3fg%	ft-fga	ft%	off	def	tot	avg	pf			dq	a	to	blk	stl	
05	MERRILL, Sam	18-18	667	37.1	124-282	.440	49-129	.380	99-111	.892	8	62	70	3.9	48	1	79	34	6	20	396	22.0
23	QUETA, Neemias	18-18	525	29.2	99-155	.639	1-2	.500	35-71	.493	42	132	174	9.7	50	2	34	41	44	11	234	13.0
24	BRITO, Diogo	18-0	442	24.6	53-124	.427	26-69	.377	34-46	.739	16	59	75	4.2	32	0	43	23	2	21	166	9.2
22	MILLER, Brock	18-18	504	28.0	52-145	.359	42-114	.368	13-15	.867	10	23	33	1.8	29	0	24	10	2	4	159	8.8
10	TAYLOR, Quinn	18-18	497	27.6	61-121	.504	8-34	.235	17-26	.654	50	60	110	6.1	39	2	44	26	13	13	147	8.2
15	PORTER, Abel	18-13	483	26.8	36-87	.414	21-50	.420	29-42	.690	2	57	59	3.3	47	2	63	28	2	14	122	6.8
12	BEAN, Justin	18-0	226	12.6	27-50	.540	0-3	.000	15-18	.833	20	40	60	3.3	25	0	13	6	7	12	69	3.8
02	BROWN JR., Dwayne	18-0	157	8.7	25-43	.581	6-13	.462	9-14	.643	6	22	28	1.6	22	0	10	13	0	4	65	3.6
01	KNIGHT, Tauriawn	10-0	89	8.9	10-24	.417	1-6	.167	6-8	.750	3	13	16	1.6	11	0	4	11	0	0	27	2.7
21	FAKIRA, Ben	3-0	9	3.0	1-4	.250	0-0	.000	0-0	.000	4	1	5	1.7	4	0	0	2	0	0	2	0.7
30	JOHNSON, Alek	5-0	9	1.8	1-2	.500	1-2	.500	0-0	.000	0	1	1	0.2	1	0	0	0	0	0	3	0.6
04	AINGE, Crew	5-5	42	8.4	1-10	.100	0-8	.000	0-0	.000	1	9	10	2.0	3	0	7	5	0	0	2	0.4
Team											27	20	47						3	2		
Total.....		18	3650		490-1047	.468	155-430	.360	257-351	.732	189	499	688	38.2	311	7	321	202	76	99	1394	77.4
Opponents.....		18	3650		421-1009	.417	161-415	.388	225-328	.686	147	425	572	31.8	332	10	219	218	60	101	1228	68.2

TEAM STATISTICS	USU	OPP	Date	Opponent	Score	Att.
SCORING	1394	1228	* 01/02/19	at Nevada	L 49-72	11224
Points per game	77.4	68.2	* 01/05/19	AIR FORCE	W 79-62	8412
Scoring margin	+9.2	-	* 01/09/19	FRESNO STATE	L 77-78	6379
FIELD GOALS-ATT	490-1047	421-1009	* 01/12/19	at Wyoming	W 71-55	3426
Field goal pct	.468	.417	* 01/16/19	at San Jose St.	W 81-63	1388
3 POINT FG-ATT	155-430	161-415	* 01/19/19	COLORADO STATE	W 87-72	7509
3-point FG pct	.360	.388	* 01/26/19	at New Mexico	W 68-66	10752
3-pt FG made per game	8.6	8.9	* 01/30/19	SAN JOSE ST.	W 103-73	6599
FREE THROWS-ATT	257-351	225-328	* 02/02/19	UNLV	W 82-65	7157
Free throw pct	.732	.686	* 02/05/19	at Fresno State	W 82-81	5091
F-Throws made per game	14.3	12.5	* 02/09/19	at San Diego State	L 63-68	10631
REBOUNDS	688	572	* 02/13/19	WYOMING	W 76-59	5458
Rebounds per game	38.2	31.8	* 02/16/19	at Air Force	W 76-62	3037
Rebounding margin	+6.4	-	* 02/20/19	NEW MEXICO	W 71-55	6273
ASSISTS	321	219	* 02/23/19	at Boise St.	Wot 78-71	6581
Assists per game	17.8	12.2	* 02/26/19	SAN DIEGO STATE	W 70-54	8160
TURNOVERS	202	218	* 03/02/19	NEVADA	W 81-76	10387
Turnovers per game	11.2	12.1	* 03/05/19	at Colorado State	Wot 100-96	2548
Turnover margin	+0.9	-	* - Conference game			
Assist/turnover ratio	1.6	1.0				
STEALS	99	101				
Steals per game	5.5	5.6				
BLOCKS	76	60				
Blocks per game	4.2	3.3				
ATTENDANCE	66334	54678				
Home games-Avg/Game	9-7370	9-6075				
Neutral site-Avg/Game	-	0-0				

Score by Periods	1st	2nd	OT	Totals
Utah State	688	682	24	1394
Opponents	567	648	13	1228

# OPPONENT'S LAST TIME OUT

## MARCH 5, 2019 - UTAH STATE 100, COLORADO STATE 96 (OT) - Fort Collins, Colo.

### Utah State Clinches Share of Mountain West Title With 100-96 Victory Over CSU

**FORT COLLINS, Colo.** – Junior guard Sam Merrill scored a career-high 38 points, and Utah State beat Colorado State 100-96 in overtime on Tuesday night at Moby Arena to claim a share of the Mountain West title.

Senior forward Quinn Taylor added 18 points and six rebounds for the Aggies (25-6, 15-3 MW), who secured their 17th conference championship and first since joining the Mountain West. Utah State's last conference title came during the 2010-11 season, when it was a member of the Western Athletic Conference.

Utah State led by as many as 12 in the second half against the Rams (12-18, 7-10 MW), but found themselves trailing 86-84 with 59 seconds left in regulation following a jumper by Nico Carvacho, who was one of five CSU players to finish in double figures with 19 points.

However, Merrill knotted the game at 86-apiece when he calmly sank a pair of free throws with just 19 seconds left. The game went to overtime after the Rams' J.D. Paige missed a 3-pointer at the buzzer that would have won it for the home team.

In the extra session, freshman center Neemias Queta converted a layup to give Utah State a 90-88 lead with 3:19 to go. Merrill then knocked down back-to-back jumpers less than a minute apart to make it 94-88.

Queta finished with 12 points and eight rebounds for the Aggies, while junior guard Diogo Brito and redshirt-freshman forward Justin Bean added 10 points apiece off the bench for Utah State.

Merrill also grabbed eight boards to help the Aggies rebound the Rams 35-30. The native of Bountiful, Utah, also dished out a team-high-tying six assists, along with junior guard Abel Porter.

Paige led Colorado State with 29 points and Kris Martin scored 20, while Adam Thistlewood and Kendle Moore each had 12.

Utah State shot a season-high 60.0 percent on the night (39-of-65), including 37.5 percent from 3-point range (6-of-16), and 64.0 percent from the free throw line (16-of-25). Conversely, the Rams shot 50.0 percent from the field (32-of-64), including 46.2 percent from long range (12-of-26), and 76.9 percent from the charity stripe (20-of-26).

The Aggies ended the regular season by winning their final seven games and 14 of their last 15 contests. They will now turn their attention to the Mountain West Championships, which will be held March 13-16 at the Thomas & Mack Center in Las Vegas, Nev.

#### Official Basketball Box Score -- Game Totals -- Final Statistics Utah State vs Colorado State 03/05/19 7:05 pm at Fort Collins, Colo. (Moby Arena)

##### Utah State 100 • 25-6, 15-3 MW

#	Player	Total		3-Ptr		Rebounds			PF	TP	A	TO	Blk	Stl	Min
		FG	FGA	FG	FGA	FT	F	FTA							
10	TAYLOR, Quinn	f	8-11	2-2	0-0	2	4	6	3	18	0	1	1	0	30
23	QUETA, Neemias	c	6-9	0-0	0-3	5	3	8	5	12	1	4	1	1	36
05	MERRILL, Sam	g	15-23	1-5	7-8	0	8	8	3	38	6	1	1	1	45
15	PORTER, Abel	g	3-6	1-3	2-4	0	4	4	2	9	6	2	0	1	42
22	MILLER, Brock	g	1-2	1-2	0-0	0	2	2	1	3	1	0	0	0	18
02	BROWN JR., Dwayne	g	0-1	0-0	0-0	0	0	0	0	0	0	0	0	0	4
12	BEAN, Justin	g	4-4	0-0	2-2	1	1	2	2	10	0	0	0	0	18
24	BRITO, Diogo	g	2-10	1-4	5-8	1	2	3	2	10	1	0	0	0	32
Team						0	2	2			1				
Totals			39-66	6-16	16-25	9	26	35	18	100	15	9	3	3	225

FG % 1st Half:	18-28	64.3%	2nd half:	17-31	54.8%	OT:	4-7	57.1%	Game:	39-66	59.1%	Deadball
3FG % 1st Half:	5-10	50.0%	2nd half:	1-5	20.0%	OT:	0-1	0.0%	Game:	6-16	37.5%	Rebounds
FT % 1st Half:	5-7	71.4%	2nd half:	5-7	71.4%	OT:	6-11	54.5%	Game:	16-25	64.0%	3,2

##### Colorado State 96 • 12-18, 7-10 MW

#	Player	Total		3-Ptr		Rebounds			PF	TP	A	TO	Blk	Stl	Min
		FG	FGA	FG	FGA	FT	F	F							
31	THISTLEWOOD, Adam	f	5-9	2-4	0-0	1	2	3	3	12	1	0	1	1	43
32	CARVACHO, Nico	c	8-16	0-0	3-6	3	8	11	5	19	1	1	0	1	31
03	MOORE, Kendle	g	4-7	2-5	2-2	0	2	2	4	12	5	2	0	1	45
22	PAIGE, J.D.	g	8-20	5-10	8-8	0	2	2	3	29	6	2	2	2	45
30	MARTIN, Kris	g	5-10	3-7	7-10	1	9	10	2	20	2	2	1	2	43
14	BERWICK, Robbie	g	0-0	0-0	0-0	0	1	1	1	0	1	0	0	0	4
21	RYAN, Logan	g	2-2	0-0	0-0	1	0	1	4	4	0	1	1	0	14
Team						1	0	1							
Totals			32-64	12-26	20-26	7	24	31	22	96	16	8	5	7	225

FG % 1st Half:	15-29	51.7%	2nd half:	14-28	50.0%	OT:	3-7	42.9%	Game:	32-64	50.0%	Deadball
3FG % 1st Half:	6-12	50.0%	2nd half:	6-11	54.5%	OT:	0-3	0.0%	Game:	12-26	46.2%	Rebounds
FT % 1st Half:	5-6	83.3%	2nd half:	11-14	78.6%	OT:	4-6	66.7%	Game:	20-26	76.9%	3

Officials: Verne Harris, Michael Greenstein, Kelly Pfeifer  
Technical fouls: Utah State-None. Colorado State-None.  
Attendance: 2548

Score by periods	1st	2nd	OT	Total
Utah State	46	40	14	100
Colorado State	41	45	10	96

Points	In	Off	2nd	Fast	Bench
USU	50	6	10	5	20
CSU	34	13	8	17	4

Last FG - USU OT-01:17, CSU OT-00:01.  
Largest lead - USU by 12 2nd-13:31, CSU by 2 2nd-01:35.  
USU led for 38:45, CSU led for 01:35. Game was tied for 04:30.

Score tied - 9 times.  
Lead changed - 6 times.

**CHARTING THE NUMBERS**

	Season	Career at UNM
<b>Double-Digit Scoring Games</b>		
Dane Kuiper	8	23 (15-8)
Anthony Mathis	23	51 (27-24)
Makuach Maluach	16	28 (18-10)
Vladimir Pinchuk	3	6 (4-2)
Corey Manigault	10	10 (5-5)
Vance Jackson	21	21 (9-12)
Keith McGee	12	12 (7-5)
Karim Ezzeddine	2	2 (1-1)
Drue Drinnon	1	1 (0-1)
Carlton Bragg	13	13 (5-8)
Tavian Percy	1	1 (1-0)

**40-Point Games**

**30-Point Games**

Vance Jackson	1	1 (0-1)
---------------	---	---------

**20-Point Games**

Dane Kuiper	-	1 (0-1)
Makuach Maluach	2	4 (2-2)
Anthony Mathis	7	10 (4-6)
Corey Manigault	2	2 (1-1)
Vance Jackson	2	2 (1-1)
Keith McGee	2	2 (1-1)
Carlton Bragg	1	1 (0-1)

**Scoring Leaders**

Dane Kuiper	-	2 (0-2)
Anthony Mathis	11	20 (9-11)
Makuach Maluach	3	7 (4-3)
Corey Manigault	4	4 (3-1)
Vance Jackson	6	6 (1-5)
Drue Drinnon	1	1 (0-1)
Keith McGee	4	4 (2-2)
Carlton Bragg	4	4 (1-3)

**10+ Rebound Games**

Corey Manigault	3	3 (3-0)
Vance Jackson	5	5 (3-2)
Karim Ezzeddine	1	1 (1-0)
Carlton Bragg	8	8 (3-5)
Makuach Maluach	1	1 (1-0)

**Rebounding Leaders**

Vladimir Pinchuk	4	5 (3-2)
Dane Kuiper	-	1 (0-1)
Vance Jackson	12	12 (5-7)
Corey Manigault	2	2 (1-1)
Karim Ezzeddine	2	2 (2-0)
Carlton Bragg	13	13 (5-8)

**Double-Doubles**

Vance Jackson	5	5 (3-2)
Corey Manigault	2	2 (2-0)
Carlton Bragg	3	3 (0-3)
Makuach Maluach	1	1 (1-0)

**Assist Leaders**

Dane Kuiper	4	10 (7-3)
Anthony Mathis	9	11 (7-4)
Vladimir Pinchuk	3	3 (1-2)
Vance Jackson	9	9 (5-4)
Corey Manigault	1	1 (1-0)
Drue Drinnon	8	8 (4-4)
Karim Ezzeddine	2	2 (0-2)
Keith McGee	3	3 (0-3)
Makuach Maluach	8	8 (0-8)
Carlton Bragg	2	2 (0-2)

\* ( ) Team's record in those games

**2018-19 DUNK TRACKER**

Player	Overall	MW
Corey Manigault	6	3
Vance Jackson	3	2
Keith McGee	4	3
Makuach Maluach	5	1
Dane Kuiper	5	2
Vladimir Pinchuk	3	-
Jordan Arroyo	1	-
Carlton Bragg	14	12

**SCORING MARGIN BREAKDOWN**

Total	1	2	3	4	5	6	7	8	9	10	11-15	16-20	21+
Win	1	0	1	0	0	1	2	0	0	2	3	0	4
Loss	0	1	1	1	0	0	2	1	1	1	3	3	3



## UNM INDIVIDUAL GAME HIGHS

Points	30	JACKSON, Vance vs Fresno State (02/16/19)
	27	MATHIS, Anthony vs Nevada (01/05/19)
	27	JACKSON, Vance vs NM State (11/17/18)
	26	JACKSON, Vance vs Wyoming (03/13/19)
	25	McGEE, Keith at San Jose St. (02/26/19)
Field Goals Made	10	McGEE, Keith at San Jose St. (02/26/19)
	9	BRAGG, Carlton at Wyoming (03/09/19)
Field Goal Att.	19	McGEE, Keith at San Jose St. (02/26/19)
	19	MATHIS, Anthony vs Nevada (01/05/19)
FG Pct (min 5 made)	.857 (6-7)	MATHIS, Anthony vs NM State (11/17/18)
	.800 (8-10)	MANIGAULT, Corey vs San Jose St. (02/13/19)
	.800 (8-10)	McGEE, Keith vs San Diego St. (02/05/19)
3-Point FG Made	7	MATHIS, Anthony vs Colorado (12/11/18)
	7	MATHIS, Anthony at Bradley (12-01-18)
3-Point FG Att.	15	MATHIS, Anthony vs Central Ark. (12/16/18)
	14	MATHIS, Anthony vs Nevada (01/05/19)
	14	MATHIS, Anthony at Bradley (12-01-18)
3-Pt FG Pct (min 2 made)	1.000 (4-4)	MATHIS, Anthony vs UTEP (11/24/18)
	1.000 (2-2)	KUIPER, Dane at Wyoming (03/09/19)
	1.000 (2-2)	KUIPER, Dane vs NM State (11/17/18)
Free Throws Made	11	MATHIS, Anthony vs North Texas (12/18/18)
	10	JACKSON, Vance vs Fresno State (02/16/19)
	10	MANIGAULT, Corey at Bradley (12-01-18)
Free Throw Att.	11	JACKSON, Vance vs Fresno State (02/16/19)
	11	MATHIS, Anthony vs North Texas (12/18/18)
	11	MANIGAULT, Corey at Bradley (12-01-18)
	11	MANIGAULT, Corey vs Iona (11/13/18)
	11	MANIGAULT, Corey vs Iona (11/13/18)
FT Pct (min 3 made)	1.000 (11-11)	MATHIS, Anthony vs North Texas (12/18/18)
	1.000 (9-9)	MANIGAULT, Corey vs Boise St. (03/06/19)
	1.000 (6-6)	MALUACH, Makuach vs Wyoming (03/13/19)
	1.000 (6-6)	MATHIS, Anthony vs Colorado State (03/02/19)
	1.000 (6-6)	MATHIS, Anthony vs San Diego St. (02/05/19)
	1.000 (6-6)	MATHIS, Anthony vs NM State (11/17/18)
	1.000 (6-6)	MANIGAULT, Corey vs NM State (11/17/18)
	1.000 (4-4)	McGEE, Keith vs Colorado State (03/02/19)
	1.000 (4-4)	MATHIS, Anthony vs Fresno State (02/16/19)
	1.000 (4-4)	MATHIS, Anthony vs Wyoming (01/19/19)
	1.000 (4-4)	BRAGG, Carlton at San Diego State (01-15-19)
	1.000 (4-4)	MALUACH, Makuach vs UNLV (01/08/19)
	1.000 (4-4)	MATHIS, Anthony at Air Force (01/02/19)
	1.000 (4-4)	BRAGG, Carlton vs North Texas (12/18/18)
	1.000 (4-4)	EZZEDDINE, Karim vs Central Ark. (12/16/18)
	1.000 (4-4)	McGEE, Keith vs UTEP (11/24/18)
	1.000 (4-4)	McGEE, Keith vs Iona (11/13/18)
	1.000 (3-3)	McGEE, Keith vs Wyoming (03/13/19)
	1.000 (3-3)	MALUACH, Makuach at Nevada (02/09/19)
	1.000 (3-3)	MANIGAULT, Corey at Fresno State (02/02/19)
1.000 (3-3)	KUIPER, Dane vs Colorado (12/11/18)	
Rebounds	20	BRAGG, Carlton at Wyoming (03/09/19)
	16	BRAGG, Carlton at San Jose St. (02/26/19)
Assists	12	DRINNON, Drue at University of the Southwest (12/30/18)
	7	JACKSON, Vance vs Nevada (01/05/19)
	7	DRINNON, Drue vs Central Ark. (12/16/18)

# UNM AND OPPONENT TEAM HIGHS AND LOWS

## NEW MEXICO - TEAM GAME HIGHS

POINTS	103	at University of the Southwest (12/30/18)
	94	NM STATE (11/17/18)
	92	SAN JOSE ST. (02/13/19)
	90	IONA (11/13/18)
	87	at CSUN (11/6/18)
FIELD GOALS MADE	38	at University of the Southwest (12/30/18)
	33	at San Jose St. (02/26/19)
FIELD GOAL ATTEMPTS	82	at San Jose St. (02/26/19)
	79	at University of the Southwest (12/30/18)
FIELD GOAL PERCENTAGE	.596 (31-52)	NM STATE (11/17/18)
	.538 (28-52)	SAN DIEGO ST. (02/05/19)
3 PT FIELD GOALS MADE	14	SAN JOSE ST. (02/13/19)
	13	at San Diego State (01-15-19)
	13	at University of the Southwest (12/30/18)
3 PT FG ATTEMPTS	37	at Fresno State (02/02/19)
	36	at University of the Southwest (12/30/18)
	36	CENTRAL ARK. (12/16/18)
3 PT FG PERCENTAGE	.611 (11-18)	UTEP (11/24/18)
	.550 (11-20)	NM STATE (11/17/18)
FREE THROWS MADE	28	FRESNO STATE (02/16/19)
	26	NORTH TEXAS (12/18/18)
FREE THROW ATTEMPTS	38	IONA (11/13/18)
	37	FRESNO STATE (02/16/19)
FREE THROW PERCENTAGE	.875 (21-24)	at Bradley (12-01-18)
	.864 (19-22)	UNLV (01/08/19)
REBOUNDS	54	at University of the Southwest (12/30/18)
	53	at San Jose St. (02/26/19)
ASSISTS	29	at University of the Southwest (12/30/18)
	20	WYOMING (01/19/19)
STEALS	13	at University of the Southwest (12/30/18)
	9	SAN DIEGO ST. (02/05/19)
	9	at Fresno State (02/02/19)
	9	WYOMING (01/19/19)
	9	at Air Force (01/02/19)
	9	NORTH TEXAS (12/18/18)
BLOCKED SHOTS	7	at University of the Southwest (12/30/18)
	7	UTEP (11/24/18)
TURNOVERS	21	NORTH TEXAS (12/18/18)
	20	at Nevada (02/09/19)
	20	IONA (11/13/18)
	20	at CSUN (11/6/18)
FOULS	30	NM STATE (11/17/18)
	25	COLORADO (12/11/18)

## OPPONENT - TEAM GAME HIGHS

POINTS	100	at NM State (12/04/18)
	98	NM STATE (11/17/18)
	97	at San Diego State (01-15-19)
	91	at Nevada (02/09/19)
	91	at Colorado State (1/12/19)
FIELD GOALS MADE	38	at San Diego State (01-15-19)
	35	at NM State (12/04/18)
FIELD GOAL ATTEMPTS	72	at CSUN (11/6/18)
	71	CENTRAL ARK. (12/16/18)
	71	at NM State (12/04/18)
FIELD GOAL PERCENTAGE	.600 (33-55)	vs Saint Mary's (12/07/18)
	.566 (30-53)	NM STATE (11/17/18)
3 PT FIELD GOALS MADE	14	FRESNO STATE (02/16/19)
	14	at UNLV (01/22/19)
3 PT FG ATTEMPTS	37	FRESNO STATE (02/16/19)
	30	at NM State (12/04/18)
3 PT FG PERCENTAGE	.560 (14-25)	at UNLV (01/22/19)
	.522 (12-23)	NM STATE (11/17/18)
FREE THROWS MADE	26	NM STATE (11/17/18)
	26	IONA (11/13/18)
FREE THROW ATTEMPTS	39	NM STATE (11/17/18)
	36	IONA (11/13/18)
FREE THROW PERCENTAGE	.917 (11-12)	at San Diego State (01-15-19)
	.909 (10-11)	BOISE ST. (03/06/19)
REBOUNDS	52	at NM State (12/04/18)
	51	at Fresno State (02/02/19)
	51	COLORADO (12/11/18)
ASSISTS	30	at San Diego State (01-15-19)
	26	at Colorado State (1/12/19)
STEALS	16	NORTH TEXAS (12/18/18)
	13	at Utah State (02/20/19)
	13	at CSUN (11/6/18)
BLOCKED SHOTS	7	UTEP (11/24/18)
	6	at Utah State (02/20/19)
	6	SAN DIEGO ST. (02/05/19)
	6	COLORADO (12/11/18)
TURNOVERS	18	WYOMING (01/19/19)
	18	at University of the Southwest (12/30/18)
FOULS	29	IONA (11/13/18)
	28	NM STATE (11/17/18)

## NEW MEXICO - TEAM GAME LOWS

POINTS	55	at Utah State (02/20/19)
	58	at UNLV (01/22/19)
	60	vs Saint Mary's (12/07/18)
	62	at Nevada (02/09/19)
	65	at NM State (12/04/18)
	65	NORTH TEXAS (12/18/18)
	65	PENN (12/22/18)
	65	at Air Force (01/02/19)
FIELD GOALS MADE	16	NORTH TEXAS (12/18/18)
	18	at NM State (12/04/18)
FIELD GOAL ATTEMPTS	44	NORTH TEXAS (12/18/18)
	50	FRESNO STATE (02/16/19)
	50	at Utah State (02/20/19)
FIELD GOAL PERCENTAGE	.281 (18-64)	at NM State (12/04/18)
	.319 (22-69)	at Fresno State (02/02/19)
3 PT FIELD GOALS MADE	4	vs Saint Mary's (12/07/18)
	4	UNLV (01/08/19)
3 PT FG ATTEMPTS	17	FRESNO STATE (02/16/19)
	18	UTEP (11/24/18)
	18	UNLV (01/08/19)
	18	COLORADO STATE (03/02/19)
3 PT FG PERCENTAGE	.154 (4-26)	vs Saint Mary's (12/07/18)
	.216 (8-37)	at Fresno State (02/02/19)
FREE THROWS MADE	7	COLORADO (12/11/18)
	8	at UNLV (01/22/19)
	8	at Utah State (02/20/19)
	8	at San Jose St. (02/26/19)
FREE THROW ATTEMPTS	12	at Utah State (02/20/19)
	14	COLORADO (12/11/18)
FREE THROW PERCENTAGE	.421 (8-19)	at San Jose St. (02/26/19)
	.435 (10-23)	PENN (12/22/18)
REBOUNDS	22	NM STATE (11/17/18)
	25	at San Diego State (01-15-19)
ASSISTS	6	at UNLV (01/22/19)
	7	at NM State (12/04/18)
	7	at Fresno State (02/02/19)
STEALS	1	FRESNO STATE (02/16/19)
	3	at Colorado State (1/12/19)
	3	UTAH STATE (01/26/19)
BLOCKED SHOTS	0	at Bradley (12-01-18)
	0	vs Wyoming (03/13/19)
TURNOVERS	9	COLORADO (12/11/18)
	9	NEVADA (01/05/19)
FOULS	14	at University of the Southwest (12/30/18)
	14	at Air Force (01/02/19)

## OPPONENT - TEAM GAME LOWS

POINTS	47	at University of the Southwest (12/30/18)
	53	WYOMING (01/19/19)
	58	at Air Force (01/02/19)
	58	NEVADA (01/05/19)
	60	SAN JOSE ST. (02/13/19)
FIELD GOALS MADE	17	at University of the Southwest (12/30/18)
	19	NEVADA (01/05/19)
	19	WYOMING (01/19/19)
FIELD GOAL ATTEMPTS	52	at Wyoming (03/09/19)
	53	NM STATE (11/17/18)
FIELD GOAL PERCENTAGE	.304 (17-56)	at University of the Southwest (12/30/18)
	.333 (19-57)	NEVADA (01/05/19)
3 PT FIELD GOALS MADE	2	at Air Force (01/02/19)
	2	SAN DIEGO ST. (02/05/19)
3 PT FG ATTEMPTS	10	SAN DIEGO ST. (02/05/19)
	11	at University of the Southwest (12/30/18)
3 PT FG PERCENTAGE	.133 (2-15)	at Air Force (01/02/19)
	.182 (4-22)	NEVADA (01/05/19)
FREE THROWS MADE	5	UTAH STATE (01/26/19)
	8	CENTRAL ARK. (12/16/18)
	8	at Air Force (01/02/19)
	8	SAN JOSE ST. (02/13/19)
FREE THROW ATTEMPTS	11	UTAH STATE (01/26/19)
	11	BOISE ST. (03/06/19)
FREE THROW PERCENTAGE	.435 (10-23)	at UNLV (01/22/19)
	.455 (5-11)	UTAH STATE (01/26/19)
REBOUNDS	26	WYOMING (01/19/19)
	26	COLORADO STATE (03/02/19)
ASSISTS	9	SAN DIEGO ST. (02/05/19)
	9	COLORADO STATE (03/02/19)
STEALS	2	vs Saint Mary's (12/07/18)
	2	at Wyoming (03/09/19)
BLOCKED SHOTS	0	at Fresno State (02/02/19)
	0	COLORADO STATE (03/02/19)
TURNOVERS	6	FRESNO STATE (02/16/19)
	8	at Utah State (02/20/19)
FOULS	13	at University of the Southwest (12/30/18)
	13	at Utah State (02/20/19)

# THE LAST TIME IT HAPPENED

## NEW MEXICO

### As A Team:

Scored 100 Points:	103 - vs Southwest (12-30-18)
Scored 90-99 Points:	92 - vs San José State (2-13-19)
Scored 80-89 Points:	81 - at Wyoming (3-9-19)
Scored Less Than 50 Points:	46 - at Arizona (12-20-16)
Scored Less Than 40 Points:	34 - at #25 San Diego State (1-26-13)
Won By 40 Points:	W, 103-47 - vs Southwest (12-30-18)
Won By 30 Points:	W, 92-60 - vs San José State (2-13-19)
Won By 20 Points:	W, 85-58 - vs No. 5/6 Nevada (1-5-19)
Lost By 20-29 Points:	L, 91-62 - at No. 6 Nevada (2-9-19)
Lost By 30 Points:	L, 100-65 - at NM State (12-4-18)
Shot 65% Or Better:	69.2% (27-39) - at Air Force (1-15-05)
Shot 60% Or Better:	60.7% (37-61) - at Colorado State (2-28-18)
Shot Less Than 35%:	33.3% (22-66) - at No. 6 Nevada (2-9-19)
Shot Less Than 30%:	28.1% (18-64) - at NM State (12-4-18)
Shot 60% 3FG Or Better:	61.1% (11-18) - vs UTEP (11-24-18)
Shot Less Than 30% 3FG:	25.0% (7-28) - vs Wyoming (3-13-19)
Made 10 Three-Pointers:	10 (10-26) - vs Boise State (2-9-19)
Shot 100% on Free Throws:	100% (14-14) - vs. Maryland (11-25-17)
Shot 95% On Free Throws:	95.5% (21-22) - at Boise State (1-17-17)
Shot 85% On Free Throws:	86.4 (19-22) - vs UNLV (1-8-19)
Shot Less Than 50% On FTs:	42.1% (8-19) - at San José State (2-26-19)
Had 50 Rebounds:	53 - at San José State (2-26-19)
Had 20 Offensive Rebounds:	26 - at San José State (2-26-19)
Had 40 Assists:	40 - Northern N.M. (11-11-17)
Had 20 Assists:	20 - vs Wyoming (1-19-19)
Had 20 Turnovers:	20 - at No. 6 Nevada (2-9-19)
Had Less Than 10 Turnovers:	9 - vs No. 5/6 Nevada (1-5-19)
Had 10 Steals:	13 - vs Southwest (12-30-18)
Had 10 Blocks:	12 - vs. UMass (11-22-13)
Had Two or More 20-Point Scorers:	vs NM State (11-17-18) Vance Jackson (27) & Anthony Mathis (22) & Corey Manigault (20)
Had 7 Double-Digit Scorers:	(7) - at Colorado State (2-28-18)
Had 6 Double-Digit Scorers:	(6) - vs Wyoming (1-19-19)
Had 5 Double-Digit Scorers:	(5) - vs Iona (11-13-18)
Had No Double-Digit Scorers:	at San Diego State (1-6-15)
Had Two 10+ Rebounders:	at Wyoming (3-9-19) Carlton Bragg (20) & Vance Jackson (11)
Had Three 10+ Rebounders:	vs Colorado State (3-2-19) Carlton Bragg (14), Corey Manigault (11), Makuach Maluach (10)
Scored 50 Points In 1st Half:	50 - vs Southwest (12-30-18)
Scored 50 Points In 2nd Half:	51 - vs Wyoming (3-13-19)
Scored 60 Points In 2nd Half:	64 - at Wyoming (2-20-18)
Scored 20 Or Fewer Points In 1st Half:	16 - at Arizona (12-20-16)
Scored 20 Or Fewer Points In 2nd Half:	15 - at #25 San Diego State (1-26-13)
Failed To Make a 3FG:	(0-10) - vs. Washington State (12-25-15)
Defeated a Ranked Team:	W, 85-58 - vs No. 5/6 Nevada (1-5-19)
Lost To a Ranked Team:	L, 91-62 - at No. 6 Nevada (2-9-19)
Won an OT Game:	W, 95-86 vs Fresno State (3-3-18)
Lost an OT Game:	L, 105-104 vs. Nevada (1-7-17)
Won a 2OT Game:	W, 97-94 vs. UAB (11-21-13)
Lost a 2OT Game:	L, 73-76 at Dayton (1-1-10)
Won a 3OT Game:	W, 104-99, Fresno State (3-8-96)
Lost a 3OT Game:	Never
As An Individual:	
Had a Triple-Double:	Luc Longley (17 pts, 14 rebs, 10 assts) vs. Penn State (3-28-90)
Had a Double-Double (Pts/Reb):	at Wyoming (3-9-19) Carlton Bragg (22/20) and Vance Jackson (13/11)
Had a Double-Double (Pts/Asst):	Antino Jackson (10 pts & 10 assts) at Air Force (2-10-18)
Scored 20+ Pts with 10+ Rebs:	Makuach Maluach (23 pts & 10 rebs) vs Colorado State (3-2-19)
Scored 20+ Pts with 20+ Rebs:	Carlton Bragg (22 pts & 20 rebs) at Wyoming (3-9-19)
Scored 30 Points:	Vance Jackson (30) vs. Fresno State (2-16-19)
Scored 30 Points (MW Only):	Vance Jackson (30) vs. Fresno State (2-16-19)
Scored 20 Points:	Vance Jackson (26) vs Wyoming (MW Tourn.) (3-13-19)
Scored 20 Points (MW Only):	Carlton Bragg (22) at Wyoming (3-9-19)
Had 20 Rebounds:	Carlton Bragg (20) at Wyoming (3-9-19)
Had 15 Rebounds:	Carlton Bragg (16) - at San José State (2-26-19)
Had 10 Assists:	Drue Drinnon (12) - vs Southwest (12-30-18)
Had 5 Steals:	Joe Furstinger (5) - vs San José State (1-6-18)
Had 5 Blocks:	Joe Furstinger (5) - vs Boise State (2-6-18)

## VERSUS NEW MEXICO

### As A Team:

Scored 100 Points:	100 - at NM State (12-4-18)
Scored 90 Points:	91 - at No. 6 Nevada (2-9-19)
Scored 80-89 Points:	88 - at Wyoming (3-9-19)
Scored Less Than 50 Points:	47 - vs Southwest (12-30-18)
Scored Less Than 40 Points:	38 - Wyoming (2-11-12)
Shot 50% Or Better:	51.9% (27-52) - at Wyoming (3-9-19)
Shot Less Than 35%:	33.3% (19-57) - vs No. 5/6 Nevada (1-5-19)
Shot Less Than 30%:	26.3% (15-57) - UAPB (12-17-16)
Shot 50% 3FG Or Better:	50.0% (11-22) - at San José State (2-26-19)
Shot Less Than 20% 3FG:	18.2% (4-22) - vs No. 5/6 Nevada (1-5-19)
Made 10 Three-Pointers:	10 (10-25) - at Wyoming (3-9-19)
Shot 75% On Free Throws:	82.8% (24-29) - at Wyoming (3-9-19)
Shot Less Than 50% On FTs:	45.5% (5-11) - vs Utah State (1-26-19)
Had 50 Rebounds:	51 - at Fresno State (2-2-19)
Had 20 Offensive Rebounds:	25 - at New Mexico State (11-17-17)
Had 20 Assists:	23 - at San José State (2-26-19)
Had 20 Turnovers:	23 - vs Utah State (2-14-18)
Had Less Than 10 Turnovers:	8 - at Utah State (2-20-19)
Had 10 Steals:	10 - at San José State (2-26-19)
Had 10 Blocks:	11 - at USC (11-21-15)
Had 40-Point and 20-Point Scorers:	Nevada (1-7-17) Jordan Caroline (45) & Marcus Marshall (26) vs NM State (11-17-18)
Had 30-Point and 20-Point Scorers:	AJ Harris (31) & Terrell Brown (20) vs Boise State (3-6-19)
Had Two or More 20-Point Scorers:	Justinian Jessup (23) & Derrick Alston (23) (6) - at No. 6 Nevada (2-9-19)
Had 6 Double-Digit Scorers:	(5) - at Wyoming (3-9-19)
Had 5 Double-Digit Scorers:	ULM (12-13-14)
Had No Double-Digit Scorers:	at NM State (12-4-18)
Had Two 10+ Rebounders:	Ivan Aurrecochea (11) & Eli Chuha (10) 51 - at No. 6 Nevada (2-9-19)
Scored 50+ Points In 1st Half:	51 - at No. 6 Nevada (2-9-19)
Scored 50+ Points In 2nd Half:	53 - at San Diego State (1-15-19)
Scored 20 Or Less Points In 1st Half:	19 - vs Southwest (12-30-18)
Scored 20 Or Less In 2nd Half:	19 - New Mexico State (12-3-14)
Scored 15 Or Less Points In 1st Half:	11 - UAPB (12-17-16)
Failed To Make a 3FG:	(0-7) - New Mexico State (12-16-15)
As An Individual:	
Had a Triple-Double:	Ethan Telfair (25 pts, 12 rebs, 10 assts) Idaho State (11-11-16) at Wyoming (3-9-19)
Had a Double-Double (Pts/Reb):	Justin James (28 pts, 12 rebs) Dominic Artis (13 pts & 12 Assists) UTEP (12-7-16)
Had a Double-Double (Pts/Asst):	Justin James (28 pts, 12 rebs) at Wyoming (3-9-19)
Had 20+ Points & 10+ Rebounds:	Derrick Marks Boise State
Scored 30+ Points in Back-to-Back Games Vs. UNM:	31 points (1-18-15) & 30 points (2-24-15) Jordan Caroline (45) - Nevada (1-7-17)
Scored 40 Points:	Jordan Caroline (45) - Nevada (1-7-17)
Scored 40 Points (MW Only):	Jordan Caroline (45) - Nevada (1-7-17)
Scored 30 Points:	Justin James (31) - vs Wyoming (MW Tourn.) (3-13-19)
Scored 30 Points (MW Only):	Louis Adams (31) - at Wyoming (2-20-18)
Scored 20 Points:	AJ Brodeur (20) - vs Penn (12-22-18)
Scored 20 Points (MW Only):	at Wyoming (3-9-19) Justin James (28)
Had 20 Rebounds:	Ryan Watkins (22) - Boise State (1-21-14)
Had 15 Rebounds:	Nate Grimes (19) - at Fresno State (2-2-19)
Had 10 Assists:	Dominic Artis (12) - UTEP (12-7-16)
Had 5 Steals:	Brae Ivey (6) - at San José State (2-26-19)
Had 5 Blocks:	Tyler Bey (5) - vs Colorado (12-11-18)

# CONFERENCE TOURNAMENT HISTORY

## Western Athletic Conference

**1984 (No. 3 seed)**

**Site: Albuquerque**

New Mexico 56, Utah 45

**Site: El Paso**

New Mexico 64, BYU 55

UTEP 44, New Mexico 38 (championship)

**1985 (No. 3 seed)**

**Site: Albuquerque**

New Mexico 62, Colorado State 56

**Site: El Paso**

San Diego State 98, New Mexico 84

**1986 (No. 5 seed at Laramie, Wyo.)**

New Mexico 79, BYU 68

Wyoming 56, New Mexico 54

**1987 (No. 3 seed at Albuquerque)**

New Mexico 92, Colorado State 77

New Mexico 93, BYU 86

Wyoming 64, New Mexico 62 (championship)

**1988 (No. 5 seed at Provo, Utah)**

UTEP 74, New Mexico 61

**1989 (No. 3 seed at Salt Lake City)**

New Mexico 74, Air Force 60

UTEP 89, New Mexico 57

**1990 (No. 5 seed at El Paso)**

UTEP 78, New Mexico 61

**1991 (No. 3 seed at Laramie, Wyo.)**

Hawai'i 68, New Mexico 67

**1992 (No. 3 seed at Fort Collins, Colo.)**

New Mexico 89, Wyoming 83

UTEP 83, New Mexico 72

**1993 (No. 3 seed at Delta Center / Salt Lake City)**

New Mexico 72, Fresno State 48

New Mexico 68, BYU 59

**New Mexico 76, UTEP 65 (championship)**

**1994 (No. 1 seed at Delta Center / Salt Lake City)**

New Mexico 61, San Diego State 46

Hawai'i 61, New Mexico 58

**1995 (No. 5 seed at Albuquerque)**

New Mexico 63, Wyoming 56

Utah 86, New Mexico 50

**1996 (No. 2 seed at Albuquerque)**

New Mexico 94, San Diego State 75

New Mexico 104, Fresno State 99 (3OT)

**New Mexico 64, Utah 60 (championship)**

**1997 (No. 3 seed - Mountain Division - Las Vegas)**

New Mexico 103, San Jose State 70

New Mexico 65, Hawai'i 57

Utah 72, New Mexico 70

**1998 (No. 2 seed - Mountain Division - Las Vegas)**

New Mexico 60, Tulsa 59

New Mexico 80, TCU 73

**UNLV 56, New Mexico 51 (championship)**

**1999 (No. 2 seed - Pacific Division - Las Vegas)**

New Mexico 51, Rice 49

New Mexico 57, SMU 56

Utah 60, New Mexico 45 (championship)

## Mountain West

**2000 (No. 3 seed at Las Vegas)**

BYU 55, New Mexico 43

**2001 (No. 4 seed at Las Vegas)**

New Mexico 76, Colorado State 65

New Mexico 56, Utah 53

BYU 69, New Mexico 65 (championship)

**2002 (No. 6 seed at Las Vegas)**

UNLV 120, New Mexico 117 (2OT)

**2003 (No. 7 seed at Las Vegas)**

BYU 71, New Mexico 56

**2004 (No. 5 seed at Denver)**

UNLV 55, New Mexico 53

**2005 (No. 2 seed at Denver)**

New Mexico 85, BYU 71

New Mexico 77, San Diego State 67

**New Mexico 60, Utah 56 (championship)**

**2006 (No. 5 seed at Denver)**

UNLV 65, New Mexico 64

**2007 (No. 9 seed at Las Vegas)**

TCU 62, New Mexico 54

**2008 (No. 3 seed at Las Vegas)**

Utah 82, New Mexico 80 (OT)

**2009 (No. 3 seed at Las Vegas)**

Wyoming 75, New Mexico 67

**2010 (No. 1 seed at Las Vegas)**

New Mexico 75, Air Force 69

San Diego State 72, New Mexico 69

**2011 (No. 5 seed at Las Vegas)**

New Mexico 67, Colorado State 61

BYU 87, New Mexico 76

**2012 (No. 2 seed at Las Vegas)**

New Mexico 79, Air Force 64

New Mexico 72, UNLV 67

**New Mexico 68, San Diego State 59 (championship)**

**2013 (No. 1 seed at Las Vegas)**

New Mexico 59, Wyoming 46

New Mexico 60, San Diego State 50

**New Mexico 63, UNLV 56 (championship)**

**2014 (No. 2 seed at Las Vegas)**

New Mexico 93, Fresno State 77

New Mexico 70, Boise State 67

**New Mexico 64, San Diego State 58 (championship)**

**2015 (No. 8 seed at Las Vegas)**

New Mexico 61, Air Force 68

**2016 (No. 4 seed at Las Vegas)**

New Mexico 62, Nevada 64

**2017 (No. 5 seed at Las Vegas)**

New Mexico 60, Fresno State 65

**2018 (No. 3 seed at Las Vegas)**

New Mexico 85, Wyoming 75

New Mexico 83, Utah State 68

**San Diego State 82, New Mexico 75 (championship)**

**2019 (No. 7 seed at Las Vegas)**

New Mexico 78, Wyoming 68

## CONFERENCE TOURNAMENT RECORD BREAKDOWN

**Overall:** ..... 40-29 / 18-15 MW

**First Round:** ..... 2-3 / 1-3 MW

**Quarterfinals:** ..... 21-11 / 8-8 MW

**Semifinals:** ..... 12-9 / 6-2 MW

**Championship:** ..... 6-6 / 4-2 MW

vs. Air Force ..... 3-1 / 2-1 MW

vs. Boise State..... 1-0 / 1-0 MW

vs. BYU ..... 5-4 / 1-4 MW

vs. Colorado State..... 4-0 / 2-0 MW

vs. Fresno State ..... 3-1 / 1-1 MW

vs. UNLV..... 2-4 / 2-3 MW

vs. Nevada ..... 0-1 / 0-1 MW

vs. San Diego State ..... 6-3 / 4-2 MW

vs. TCU ..... 1-1 / 0-1 MW

vs. Utah..... 4-4 / 2-1 MW

vs. Utah State ..... 1-0 / 1-0 MW

vs. Wyoming ..... 5-3 / 3-1 MW

vs. Hawai'i ..... 1-2

vs. Rice..... 1-0

vs. San José State..... 1-0

vs. SMU..... 1-0

vs. UTEP..... 1-5

vs. Tulsa ..... 1-0

at Albuquerque..... 8-2

at Denver ..... 3-2 / 3-2 MW

at El Paso ..... 1-3

at Fort Collins ..... 1-1

at Laramie..... 1-2

at Las Vegas ..... 22-16 / 16-13 MW

at Provo ..... 0-1

at Salt Lake City ..... 5-2



## LOBO RECORDS IN CONFERENCE TOURNAMENTS

### INDIVIDUAL


Points	33, Clayton Shields vs. San Diego State, March 7, 1996
FGM	12, Tim Garrett vs. Brigham Young, March 9, 1984 12, Ike Williams vs. Brigham Young, March 12, 1993 12, Ruben Douglas vs. UNLV, March 7, 2002
FGA	26, Hunter Greene vs. San Diego State, March 8, 1985
FG% (5 made)	85.7 (6-7), Will Scott vs. Texas-El Paso, March 13, 1992 85.7 (12-14), Ike Williams vs. Brigham Young, March 12, 1993 85.7 (6-7), Royce Olney vs. Fresno State, March 8, 1996 85.7 (6-7), Troy Simons vs. Wyoming, March 8, 2018 85.7 (6-7), Joe Furstinger vs. Utah State, March 9, 2018
3-Pt. FGM	5, Rob Robbins vs. Air Force, March 9, 1989 5, Rob Robbins vs. Texas-El Paso, March 8, 1990 5, Clayton Shields vs. San Diego State, March 7, 1996 5, Royce Olney vs. San Jose State, March 4, 1997 5, Tony Snell vs. San Diego State, March 15, 2013 5, Tony Snell at UNLV, March 16, 2013
3-Pt. FGA	12, Marlow White vs. Utah, March 10, 1995
3-Pt. FG %	71.4 (5-7), Royce Olney vs. San Jose State, March 4, 1997 71.4 (5-7), Tony Snell at UNLV, March 16, 2013
FTM	15, Cameron Bairstow vs. Boise State, March 14, 2014
FTA	18, Cameron Bairstow vs. Boise State, March 14, 2014
FT% (8 made)	100.0 (10-10), Steve Logan vs. Texas-El Paso, March 13, 1993 100.0 (8-8), Charles Smith vs. Fresno State, March 8, 1996 100.0 (8-8), Ruben Douglas vs. Colorado State, March 8, 2001
Rebounds	18, Lewis LaMar vs. San Diego State, March 10, 1994
Assists	12, Mark Walters vs. Brigham Young, March 10, 2005
Blocks	5, Danny Granger vs. San Diego State, March 11, 2005
Steals	6, Charles Smith vs. Fresno State, March 8, 1996 6, David Gibson vs. TCU, March 6, 1998

### TEAM

Points	117 vs. UNLV, March 7, 2002
FGM	46 vs. UNLV, March 7, 2002
FGA	87 vs. UNLV, March 7, 2002
FG%	65.6 (42-64) vs. San José State, March 4, 1997
3-Pt. FGM	12 vs. San Diego State, March 7, 1996 12 vs. Fresno State, March 8, 1996
3-Pt. FGA	31 vs. Hawai'i, March 11, 1994
3-Pt. FG%	55.6 (10-18) vs. BYU, March 10, 2005
FTM	31 vs. Fresno State, March 13, 2014 31 vs. Air Force, March 8, 2012
FTA	38 vs. Fresno State, March 13, 2014 38 vs. Utah, March 13, 2008
FT% (10 made)	92.9 (13-14) vs. UNLV, March 11, 2004
Rebounds	60 vs. UNLV, March 7, 2002
Assists	26 vs. BYU, March 10, 2005
Blocks	6 vs. Fresno State, March 13, 2013 6 vs. Texas-El Paso, March 13, 1992 6 vs. Fresno State, March 8, 1996
Steals	15 vs. Fresno State, March 8, 1996 15 vs. TCU, March 6, 1998
Largest Winning Margin	33 (103-70) vs. San Jose State, March 4, 1997
Largest Losing Margin	36 (86-50) vs. Utah, March 10, 1995
Largest Comeback to Win	16 (38-22 @ 2:32 1st half   Final Score 78-68) vs. Wyoming, March 13, 2019



Kenny Thomas  
WAC Tournament MVP • 1996 & 1998



Danny Granger  
2005 MW Tournament MVP



Drew Gordon  
2012 MW Tournament MVP



Tony Snell  
2013 MW Tournament MVP



Cameron Bairstow  
2014 MW Tournament MVP



# LOBO 3-POINT RECORDS

## Team

### **MOST 3-POINT FIELD GOALS / GAME**

20 vs. Santa Clara, Nov. 13, 2004

### **MOST 3-POINT FIELD GOALS ATTEMPTED / GAME**

42 vs. New Mexico State, Dec. 11, 1993

### **3-POINT FIELD GOAL PERCENTAGE / GAME**

81.8 percent (9-11) vs. Texas Tech, December 15, 2007

### **MOST 3-POINT FIELD GOALS / CONFERENCE GAME**

17 vs. Utah, Feb. 24, 2007

### **MOST 3-POINT FIELD GOALS ATTEMPTED / CONFERENCE GAME**

**37 at Fresno State, Feb. 2, 2019**  
36 vs. San José State, Jan. 6, 2018

### **3-POINT FIELD GOAL PERCENTAGE / CONFERENCE GAME**

77.8 percent (7-9) at TCU, Jan. 24, 2009

### **MOST 3-POINT FIELD GOALS / SEASON**

367, 2017-18

### **MOST 3-POINT FIELD GOALS ATTEMPTED / SEASON**

979, 2017-18

### **HIGHEST 3-POINT FIELD GOAL PERCENTAGE / SEASON**

43.4 percent (157-362), 1988-89

### **MOST 3-POINT FIELD GOALS / CONFERENCE SEASON**

202, 2017-18

### **MOST 3-POINT FIELD GOALS ATTEMPTED / CONFERENCE SEASON**

506, 2017-18

### **HIGHEST 3-POINT FIELD GOAL PERCENTAGE / CONFERENCE SEASON**

45.7 (69-151), 1988-89 (16 games)

## Year-by-Year 3-pt FG% Leaders

Year	Player	FGM	FGA	Pct.
1986-87	Kelly Graves	71	166	.428
1987-88	Rob Robbins	40	100	.400
1988-89	Rob Robbins	83	169	.491
1989-90	Darrell McGee	58	149	.389
1990-91	Rob Robbins	71	170	.418
1991-92	Willie Banks	33	76	.434
1992-93	Ike Williams	71	155	.458
1993-94	Greg Brown	80	192	.417
1994-95	Clayton Shields	32	88	.364
1995-96	Royce Olney	38	87	.437
1996-97	Clayton Shields	96	226	.425
1997-98	Royce Olney	80	156	.513
1998-99	Kevin Henry	102	239	.427
1999-00	Lamont Long	57	154	.370
2000-01	Ruben Douglas	58	143	.406
2001-02	Tim Lightfoot	39	80	.488
2002-03	Javin Tindall	53	126	.421
2003-04	Troy DeVries	54	121	.446
2004-05	Troy DeVries	93	206	.451
2005-06	Mark Walters	57	151	.377
2006-07	Chad Toppert	85	183	.464
2007-08	Jamaal Smith	38	78	.487
2008-09	Roman Martinez	69	165	.418
2009-10	Roman Martinez	99	240	.413
2010-11	Kendall Williams	55	129	.426
2011-12	Phillip McDonald	47	107	.439
2012-13	Tony Snell	64	164	.390
2013-14	Kendall Williams	63	162	.389
2014-15	Hugh Greenwood	72	211	.341
2015-16	Elijah Brown	89	226	.394
2016-17	Elijah Brown	68	206	.330
2017-18	Anthony Mathis	98	207	.473

## Individual

### **MOST 3-POINT FIELD GOALS / GAME**

10, Kendall Williams at Colorado State, Feb. 23, 2013  
9, Ruben Douglas vs. Pacific, Nov. 23, 2001  
9, Javin Tindall at UNLV, Jan. 31, 2004  
8, Marlow White vs. Simon Fraser, Nov. 21, 1993  
8, Clayton Shields vs. TCU, Jan. 5, 1998  
8, Royce Olney vs. UTEP, Feb. 19, 1998  
8, Ruben Douglas vs. UNLV, Jan. 27, 2003  
8, Roman Martinez vs. San Diego, Dec. 9, 2009

### **MOST 3-POINT FIELD GOALS ATTEMPTED / GAME**

17, Elijah Brown at Air Force, Feb. 20, 2016  
15, Rob Robbins vs. Wyoming, Jan. 5, 1991  
15, Ruben Douglas vs. UNLV, Jan. 27, 2003  
**15, Anthony Mathis vs. Central Arkansas, Dec. 16, 2018**

### **3-POINT FIELD GOAL PERCENTAGE / GAME (Minimum 5 made)**

**1.000 (5-5), Anthony Mathis vs. Fresno State, March 3, 2018**  
88.9 (8-9), Roman Martinez vs. San Diego, Dec. 9, 2009  
88.9 (8-9), Clayton Shields vs. TCU, Jan. 5, 1998

### **MOST 3-POINT FIELD GOALS / CONFERENCE GAME**

10, Kendall Williams at Colorado State, Feb. 23, 2013  
9, Javin Tindall at UNLV, Jan. 31, 2004  
8, Royce Olney vs. UTEP, Feb. 19, 1998  
8, Ruben Douglas vs. UNLV, Jan. 27, 2003

### **MOST 3-POINT FIELD GOALS ATTEMPTED / CONFERENCE GAME**

17, Elijah Brown at Air Force, Feb. 20, 2016  
15, Rob Robbins vs. Wyoming, Jan. 5, 1991  
15, Ruben Douglas vs. UNLV, Jan. 27, 2003

### **MOST 3-POINT FIELD GOALS / SEASON**

**103, Anthony Mathis, 2018-19**  
102, Kevin Henry, 1998-99

### **MOST 3-POINT FIELD GOALS ATTEMPTED / SEASON**

**245, Anthony Mathis, 2018-19**  
240, Roman Martinez, 2009-10

### **HIGHEST 3-POINT FIELD GOAL PERCENTAGE / SEASON**

51.3 percent (80-156), Royce Olney, 1997-98

### **MOST 3-POINT FIELD GOALS / CONFERENCE SEASON**

**66, Anthony Mathis, 2017-18**  
59, Marlow White, 1993-94  
59, Ruben Douglas, 2002-03

### **MOST 3-POINT FIELD GOALS ATTEMPTED / CONFERENCE SEASON\***

144, Marlow White, 1993-94

**142, Anthony Mathis, 2018-19**

### **HIGHEST 3-POINT FIELD GOAL PERCENTAGE / CONFERENCE SEASON**

59.3 percent (48-81), Royce Olney, 1997-98

### **CONSECUTIVE GAMES, 3-POINT SHOT MADE**

35, Ruben Douglas, last 7 games of 2001-02; all of 2002-03  
29, Troy DeVries, 2004-05  
27, Charles Smith, 1996-97  
**24, Anthony Mathis, 2018-19**  
22, Ike Williams, 1992-93  
21, Lamont Long, 1999-00  
21, Chad Toppert, 2007-08  
19, Chad Toppert, 2008-09  
19, Elijah Brown, 2015-16  
**19, Anthony Mathis, 2017-18**

**Bold:** 2017-18 Stat  
**Bold/Underline:** 2018-19 Stat

## 3-pt FGs - Individual

### 3-POINT FIELD GOALS MADE / GAME

1.	10	Kendall Williams at Colorado State	Feb. 23, 2013
2.	9	Ruben Douglas vs. Pacific	Nov. 23, 2001
	9	Javin Tindall at UNLV	Jan. 31, 2004
4.	8	Marlow White vs. Simon Fraser	Nov. 21, 1993
	8	Clayton Shields vs. TCU	Jan. 5, 1998
	8	Royce Olney vs. UTEP	Feb. 19, 1998
	8	Ruben Douglas vs. UNLV	Jan. 27, 2003
	8	Roman Martinez vs. San Diego	Dec. 9, 2009
9.	7	13 times, last by Anthony Mathis vs. Utah State*	Feb. 14, 2018


\*Anthony Mathis has hit 7 threes twice this season (Dec. 1 at Bradley and Dec. 11 vs Colorado)

### 3-POINT FIELD GOALS ATTEMPTED / GAME

1.	17	Elijah Brown at Air Force	Feb. 20, 2016
2.	<b>15</b>	<b>Anthony Mathis</b>	<b>Dec. 16, 2018</b>
	15	Rob Robbins vs. Wyoming	Jan. 5, 1991
	15	Ruben Douglas vs. UNLV	Jan. 27, 2003
4.	14	Kevin Henry vs. Fresno State	Feb. 13, 1999
	14	Ruben Douglas vs. Pacific	Nov. 23, 2001
6.	13	Tony Snell at Air Force	March 9, 2013
	13	Kendall Williams at Colorado State	Feb. 23, 2013
	13	Rob Robbins vs. Texas-El Paso	Feb. 23, 1991
	13	Steve Logan vs. New Mexico State	Nov. 30, 1991
	13	Kevin Henry vs. New Hampshire	Dec. 28, 1998
	13	Mark Walters at New Mexico State	Dec. 3, 2005
	13	J.R. Giddens vs. Pepperdine	Dec. 29, 2006

### GREATEST COMEBACKS TO WIN

Deficit	Time	Half	Opponent/Date	Final Score
20 (11-31)	5:30	1st	at Hawai'i / Jan. 15, 1993	61-58
18 (40-58)	19:05	2nd	Texas-Pan American / Dec. 8, 1998	101-94
18 (12-30)	3:26	1st	at Wyoming / Dec. 18, 1995	62-61
17 (13-30)	:48	1st	at UTEP / Jan. 20, 1996	64-60
<b>16 (38-22)</b>	<b>2:32</b>	<b>1st</b>	<b>vs. Wyoming / March 13, 2019</b>	<b>78-68</b>
16 (31-47)	19:47	2nd	Davidson / Nov. 13, 2012	86-81
16 (15-31)	5:55	1st	Creighton / Dec. 19, 2009	66-61
16 (32-48)	Half	---	at Wyoming/ Jan. 5, 2008	99-92 (2OT)
15 (10-25)	9:47	1st	at Texas Tech / Dec. 29, 2010	61-60
15 (19-34)	2:30	1st	Oral Roberts/ Dec. 17, 2008	66-63
15 (28-43)	Half	---	Arizona / Jan. 16, 1999	79-78
15 (27-42)	6:17	1st	DePaul / Nov. 13, 1998	82-81
15 (8-23)	12:15	1st	Southern Cal / Dec. 2, 1982	77-74
15 (61-76)	6:00	2nd	Boise State / Feb. 17, 2016	80-78



Marlow White



Royce Olney

**Bold:** 2017-18 Stat  
**Bold/Underline:** 2018-19 Stat

## Three-Point Field Goals

### 3-POINT FIELD GOALS MADE / SEASON

Rk.	Player	Year	No.
1.	<b>Anthony Mathis</b>	<b>2018-19</b>	<b>103</b>
2.	Kevin Henry	1998-99	102
3.	Roman Martinez	2009-10	99
4.	<b>Anthony Mathis</b>	<b>2017-18</b>	<b>98</b>
5.	Clayton Shields	1996-97	96
6.	Marlow White	1993-94	94
	Ruben Douglas	2002-03	94
8.	Troy DeVries	2004-05	93
9.	Clayton Shields	1997-98	90
10.	Elijah Brown	2015-16	89

### 3-POINT FIELD GOALS ATTEMPTED / SEASON

Rk.	Player	Year	No.
1.	<b>Anthony Mathis</b>	<b>2018-19</b>	<b>245</b>
2.	Roman Martinez	2009-10	240
	Kevin Henry	1998-99	239
4.	Ruben Douglas	2002-03	238
5.	Marlow White	1993-94	237
6.	Clayton Shields	1996-97	226
	Elijah Brown	2015-16	226
8.	Clayton Shields	1997-98	221
9.	Marlow White	1994-95	211
	Hugh Greenwood	2014-15	211

### 3-POINT FIELD GOALS MADE / CAREER

Rk.	Player	Years	No.
1.	Clayton Shields	1994-98	285
2.	Chad Toppert	2005-09	266
3.	Rob Robbins	1987-91	264
4.	<b>Anthony Mathis</b>	<b>2015-pr.</b>	<b>219</b>
	Ruben Douglas	2000-03	218
6.	Phillip McDonald	2008-12	207
	Charles Smith	1993-97	207
8.	Kendall Williams	2010-14	205
	Roman Martinez	2006-10	205
10.	Kevin Henry	1997-00	197
11.	Hugh Greenwood	2011-15	187

### 3-POINT FIELD GOALS ATTEMPTED / CAREER

Rk.	Player	Years	No.
1.	Clayton Shields	1994-98	699
2.	Rob Robbins	1987-91	636
3.	Chad Toppert	2005-09	606
4.	Charles Smith	1993-97	605
5.	Kendall Williams	2010-14	539
6.	Ruben Douglas	2000-03	528
7.	Kevin Henry	1997-00	515
8.	Roman Martinez	2006-10	507
9.	<b>Anthony Mathis</b>	<b>2015-pr.</b>	<b>505</b>
10.	Marlow White	1993-95	448

### 3-POINT FIELD GOAL PERCENTAGE / SEASON

Rk.	Player	Year	FG-FGA	Pct.
1.	Royce Olney	1997-98	80-156	.513
2.	Rob Robbins	1988-89	83-169	.491
3.	Tim Lightfoot	2001-02	39-80	.488
4.	Jamaal Smith	2007-08	38-78	.487
5.	Chad Toppert	2007-08	85-177	.480
6.	<b>Anthony Mathis</b>	<b>2017-18</b>	<b>98-207</b>	<b>.473</b>
7.	Chad Toppert	2006-07	85-183	.464
8.	Ike Williams	1992-93	71-155	.458
9.	Troy DeVries	2004-05	93-206	.451
10.	Ruben Douglas	2001-02	66-147	.449

### 3-POINT FIELD GOAL PERCENTAGE / CAREER

Rk.	Player	Years	FG-FGA	Pct.
1.	Troy DeVries	2003-05	147-327	.450
2.	Willie Banks	1988-92	78-177	.441
3.	Chad Toppert	2005-09	266-606	.439
4.	<b>Anthony Mathis</b>	<b>2015-pr.</b>	<b>219-505</b>	<b>.434</b>
5.	Kelly Graves	1985-87	71-166	.427
6.	Royce Olney	1994-98	174-408	.426
7.	Greg Brown	1992-94	131-311	.421
8.	Javin Tindall	2002-04	125-298	.419
9.	Rob Robbins	1987-91	264-636	.415
10.	Ruben Douglas	2000-03	218-528	.413

## WELCOME TO THE PIT, A MILE HIGH AND LOUDER THAN...



### WHAT THEY ARE SAYING ABOUT THE PIT

"What a terrific atmosphere for college basketball. Great building... Great history... 18,000 screaming fans. It's big time college hoops, baby!"  
- Dick Vitale, ESPN

"I consider the game we played in Albuquerque in 1978 one of the most exciting of my career. The Pit is the toughest place to play because of their tremendous atmosphere."  
-Jim Boeheim, Syracuse head coach

"When you go into a place like The Pit, there will be challenge different from a regular road game. The crowd can dictate the tempo and momentum. The Pit crowd forces you to be patient."  
-Lute Olsen, former Arizona head coach

"A mile high but 37 feet underground, the Pit in Albuquerque has been the site of many mind-blowing college basketball games, including North Carolina State's upset of Houston in '83 and just about any New Mexico home game. The noise created by fans, which has been measured at 125 decibels -- the pain threshold for the human ear is 130 -- is a palpable force."  
-Sports Illustrated

- Voted one of "The Top Five Loudest, Most Intimidating Places to Play" by NCAA.com
- Ranked in the top 20 sporting venues of the 20th century by Sports Illustrated
- USA Today ranked The Pit in its "Ten Great Places to Get Pumped for NCAA Action"
- According to Fox Sports, it's one of the top ten "old school" college basketball arenas in the country

### THE GREATEST GAME EVER PLAYED

The Pit was the site of one of the greatest college basketball games ever played. It hosted the 1983 national championship game that saw the NC State Wolfpack upset Hakeem Olajuwon, Clyde Drexler and the Houston Cougars. Coach Jimmy Valvano and the Wolfpack downed the Cougars on a last second put back by Lorenzo Charles. The iconic shot of the late Valvano running onto the court looking for a hug is one of the lasting images in college basketball history.

- Built in 1966 (\$1.4 million)
- Capacity of 15,411 (previously 18,018)
- \$60 million renovation was completed in 2010
- New floor installed before the 2017-18 season
- Seating includes 40 suites and a club area
- Officially named Dreamstyle Arena in 2017 after a \$10 million agreement for naming rights by the local New Mexico business. It is still referred to as The Pit, its officially-recognized nickname. As part of the exciting Dreamstyle changes, University Stadium, UNM's football stadium, officially became Dreamstyle Arena on the same date.
- Less than 30 of 345 NCAA Division I basketball programs play in a college-only arena named after a business or organization founded or headquartered in its home state.
- The Lobos have averaged an astounding 15,410 fans the past 49 years, an amazing 95% of capacity
- The Pit has ranked in the top 25 in attendance nationally nearly every season since the 1966-67 season with 35 seasons in the top ten in the NCAA in attendance
- Led the Mountain West in attendance in 10 of the conference's 15 years of existence
- The floor is named Bob King Court in honor of the former head coach who led the Lobos from 1963 to 1972.



# THE 2018-19 LOBO MEN'S BASKETBALL RADIO/TV ROSTER

## PLAYERS



**Zane Martin**  
G | 6-4/205 | Jr.  
Philadelphia, Pa.



**Corey Manigault**  
F | 6-9/225 | Jr.  
Suitland, Md.



**Vance Jackson**  
G/F | 6-9/230 | R-So.  
Pasadena, Calif.



**Keith McGee**  
PG | 6-3/180 | R-So.  
Rochester, N.Y.



**Tavian Percy**  
G | 6-5/200 | Fr.  
Miami, Fla.



**Clay Patterson**  
G | 6-1/180 | R-Fr.  
Rio Rancho, N.M.



**Makuach Maluach**  
G/F | 6-7/190 | So.  
Sydney, Australia



**JaQuan Lyle**  
G | 6-5/210 | R-Jr.  
Evansville, Ind.



**Dane Kuiper**  
G/F | 6-7/210 | Sr.  
Wasilla, Alaska



**Vladimir Pinchuk**  
F/C | 6-11/235 | So.  
Schwelm, Germany



**Drue Drinnon**  
G | 6-0/175 | Fr.  
Smyrna, Ga.



**Anthony Mathis**  
G | 6-3/175 | Sr.  
West Linn, Ore.



**Jordan Arroyo**  
F | 6-7/210 | Fr.  
Albuquerque, N.M.



**Carlton Bragg**  
F | 6-10/225 | R-Jr.  
Cleveland, Ohio

## STAFF



**Paul Weir**  
Head Coach



**Chris Harriman**  
Assoc. Head Coach



**Jerome Robinson**  
Assistant Coach



**Brandon Mason**  
Assistant Coach



**Ryan Berryman**  
Dir. of Operations



**Sara Works**  
Dir. of Player Development



**Ralph Davis**  
Video Coordinator



**Tyler Stuart**  
Dir. of Strength/Cond.



**Estevan Sandoval**  
Graduate Assistant



**Corey DeBarbrie**  
Athletic Trainer



**Zane Martin**  
 6'4" - Junior - Guard  
 Philadelphia, Pa. (Towson)

**0**

**NOTEWORTHY :**

- Averaged a team-high 19.8 points in 2017-18 at Towson
- Named to All-CAA Second Team and NABC All-District Second Team
- MVP of the Basketball Hall of Fame Belfast Classic
- Named to the Lou Henson Award Mid-Season Watch list
- Scored in double figures in 30 of the Tigers' 32 games as a sophomore
- Transferred to UNM prior to 2018-19 season

**GAME-BY-GAME STATISTICS**

Will not play in 2018-19 due to NCAA transfer rules.

**SEASON HIGHS**

Points: N/A  
 FG: N/A  
 FGA: N/A  
 3FG: N/A  
 3FGA: N/A  
 FT: N/A  
 FTA: N/A  
 Rebounds: N/A  
 Assists: N/A  
 Blocks: N/A  
 Steals: N/A  
 Minutes Played: N/A

**CAREER HIGHS AT UNM**

Points: N/A  
 FG: N/A  
 FGA: N/A  
 3FG: N/A  
 3FGA: N/A  
 FT: N/A  
 FTA: N/A  
 Rebounds: N/A  
 Assists: N/A  
 Blocks: N/A  
 Steals: N/A  
 Minutes Played: N/A

**CAREER STATISTICS**





# Corey Manigault

6'9" - Junior - Forward  
Suitland, Md. (Pitt/Indian Hills CC)

**1**

**NOTEWORTHY :**

- Shot 57.7 percent, 44.4 from behind the arc in 2017-18 at Indian Hills
- Made 18 appearances in his freshman season at Pitt
- Highly recruited out of Paul VI, ranked 136th in the nation by Rivals.com
- First Team All-State and Second Team All-WCAS as a senior in high school
- Uncle is playground legend Earl "The Goat" Manigault

**GAME-BY-GAME STATISTICS**

Opponent	Date	gs	min	Total		3-Pointers		Free throws		Rebounds				pf	a	t/o	blk	stl	pts	avg	
				fg-fga	pct	3fg-fga	pct	ft-fa	pct	off	def	tot	avg								
at CSUN	11/6/18	*	22	4-6	.667	0-1	.000	8-9	.889	0	5	5	5.0	3	1	4	1	0	16	16.0	
IONA	11/13/18		25	6-9	.667	0-0	.000	8-11	.727	3	7	10	7.5	2	3	1	1	2	20	18.0	
NM STATE	11/17/18	*	23	7-12	.583	0-2	.000	6-6	1.000	1	2	3	6.0	5	1	3	0	1	20	18.7	
UTEP	11/24/18		4	0-2	.000	0-0	.000	0-0	.000	0	0	0	4.5	0	0	0	0	0	0	14.0	
at Bradley	12-01-18		24	4-9	.444	0-0	.000	10-11	.909	3	8	11	5.8	4	0	3	0	2	18	14.8	
at NM State	12/04/18		9	1-3	.333	1-2	.500	0-0	.000	0	2	2	5.2	0	0	2	0	0	3	12.8	
COLORADO	12/11/18		13	3-10	.300	0-0	.000	2-4	.500	0	5	5	5.1	1	0	1	0	0	8	12.1	
CENTRAL ARK.	12/16/18		14	2-2	1.000	0-0	.000	0-0	.000	2	6	8	5.5	3	1	2	0	0	4	11.1	
NORTH TEXAS	12/18/18	*	13	0-3	.000	0-0	.000	2-2	1.000	3	3	6	5.6	0	0	2	0	0	2	10.1	
PENN	12/22/18		23	4-11	.364	0-0	.000	5-8	.625	4	4	8	5.8	2	2	2	0	1	13	10.4	
at University of the Southw	12/30/18		9	3-3	1.000	0-0	.000	2-3	.667	0	3	3	5.5	1	0	4	1	1	8	10.2	
at Air Force	01/02/19		16	1-4	.250	0-0	.000	3-4	.750	1	2	3	5.3	3	0	0	1	1	5	9.8	
NEVADA	01/05/19	*	15	3-8	.375	0-0	.000	0-0	.000	2	2	4	5.2	3	0	1	0	1	6	9.5	
UNLV	01/08/19	*	30	4-6	.667	0-0	.000	5-6	.833	2	3	5	5.2	3	0	1	1	3	13	9.7	
at Colorado State	1/12/19		10	1-2	.500	0-0	.000	0-0	.000	0	0	0	4.9	1	1	1	0	0	2	9.2	
at San Diego State	01-15-19		9	1-2	.500	0-0	.000	2-2	1.000	1	1	2	4.7	2	0	1	0	0	4	8.9	
WYOMING	01/19/19		5	0-0	.000	0-0	.000	0-2	.000	1	0	1	4.5	0	0	0	0	0	0	8.4	
at UNLV	01/22/19		22	3-6	.500	0-0	.000	2-3	.667	2	2	4	4.4	2	1	0	0	0	8	8.3	
UTAH STATE	01/26/19		3	1-1	1.000	0-0	.000	0-0	.000	1	0	1	4.3	0	0	0	0	0	2	8.0	
at Fresno State	02/02/19		14	3-7	.429	0-0	.000	3-3	1.000	3	4	7	4.4	4	0	2	0	0	9	8.1	
SAN DIEGO ST.	02/05/19		15	3-5	.600	0-1	.000	1-2	.500	0	2	2	4.3	2	0	1	0	1	7	8.0	
at Nevada	02/09/19	*	18	2-4	.500	0-0	.000	0-0	.000	0	1	1	4.1	4	0	3	1	0	4	7.8	
SAN JOSE ST.	02/13/19	*	20	8-10	.800	0-0	.000	1-1	1.000	3	3	6	4.2	5	2	2	1	1	17	8.2	
FRESNO STATE	02/16/19	*	25	5-10	.500	0-0	.000	6-10	.600	2	4	6	4.3	2	1	3	1	0	16	8.5	
at Utah State	02/20/19	*	20	3-9	.333	0-1	.000	1-2	.500	0	4	4	4.3	3	0	4	0	3	7	8.5	
at San Jose St.	02/26/19	*	26	8-12	.667	0-0	.000	1-2	.500	2	6	8	4.4	4	1	3	0	0	17	8.8	
COLORADO STATE	03/02/19		16	3-7	.429	0-0	.000	0-3	.000	4	7	11	4.7	4	1	3	0	0	6	8.7	
BOISE ST.	03/06/19		23	5-11	.455	0-0	.000	9-9	1.000	2	4	6	4.7	2	2	0	1	0	19	9.1	
at Wyoming	03/09/19		17	2-7	.286	0-0	.000	0-0	.000	4	1	5	4.7	2	2	1	0	0	4	8.9	
vs Wyoming	03/13/19		12	2-4	.500	0-0	.000	0-1	.000	0	1	1	4.6	1	1	2	0	1	4	8.7	
Totals			10	495	92-185	.497	1-7	.143	77-104	.740	46	92	138	4.6	68	20	52	9	18	262	8.7

**SEASON HIGHS**

**Points:** 20 (2x) Last time vs NMSU (11-17-18)  
**FG:** 8 at San José State (2-26-19)  
**FGA:** 12 (2x) Last time at San José State (2-26-19)  
**3FG:** 1 at NMSU (12-4-18)  
**3FGA:** 2 (2x) at NMSU (12-4-18)  
**FT:** 10 at Bradley (12-1-18)  
**FTA:** 11 (2x) Last time at Bradley (12-1-18)  
**Rebounds:** 11 (2x) Last time vs Colorado State (3-2-19)  
**Assists:** 3 vs Iona (11-13-18)  
**Blocks:** 1 (9x) Last time vs Boise State (3-6-19)  
**Steals:** 3 (2x) Last time at Utah State (2-20-19)  
**Minutes Played:** 30 vs UNLV (1-8-19)

**CAREER HIGHS AT UNM**

**Points:** 20 (2x) Last time vs NMSU (11-17-18)  
**FG:** 8 at San José State (2-26-19)  
**FGA:** 12 (2x) Last time at San José State (2-26-19)  
**3FG:** 1 at NMSU (12-4-18)  
**3FGA:** 2 (2x) at NMSU (12-4-18)  
**FT:** 10 at Bradley (12-1-18)  
**FTA:** 11 (2x) Last time at Bradley (12-1-18)  
**Rebounds:** 11 (2x) Last time vs Colorado State (3-2-19)  
**Assists:** 3 vs Iona (11-13-18)  
**Blocks:** 1 (9x) Last time vs Boise State (3-6-19)  
**Steals:** 3 (2x) Last time at Utah State (2-20-19)  
**Minutes Played:** 30 vs UNLV (1-8-19)

**CAREER STATISTICS**

Season	gp-gs	min/avg	Total		3-Point		F-Throws		Rebounds				Scoring							
			fg-fga	pct	fg-fga	pct	ft-fa	pct	off	def	tot	avg	pf	fo	ast	to	blk	stl	pts	avg
2018-19	30-10	495/16.5	92-185	.497	1-7	.143	77-104	.740	46	92	138	4.6	68	2	20	52	9	18	262	8.7
TOTAL	30-10	495/16.5	92-185	.497	1-7	.143	77-104	.740	46	92	138	4.6	68	2	20	52	9	18	262	8.7



**Vance Jackson**  
 6'9" - Redshirt-Sophomore - Forward  
 Pasadena, Calif. (UConn)

**2**

**NOTEWORTHY :**

- Averaged 8.1 points per game as a freshman at UCONN in 2016-17
- Made 21 starts in 32 appearances
- Shot 40.9 percent from the field, 39.7 from three and 67.6 from the FT line
- Reached double figures in 13 games, led the team twice in scoring
- Led Huskies in steals five times, blocks once and assists three times
- Netted 12 points in win vs Houston in AAC quarterfinals, AAC Rookie of the Week

**GAME-BY-GAME STATISTICS**

Opponent	Date	gs	min	Total		3-Pointers		Free throws		Rebounds				pf	a	t/o	blk	stl	pts	avg	
				fg-fga	pct	3fg-fga	pct	ft-fa	pct	off	def	tot	avg								
at CSUN	11/6/18	*	23	2-6	.333	2-4	.500	1-2	.500	1	7	8	8.0	2	1	5	0	2	7	7.0	
IONA	11/13/18	*	28	5-10	.500	3-8	.375	5-8	.625	2	10	12	10.0	2	3	3	0	1	18	12.5	
NM STATE	11/17/18	*	32	8-14	.571	4-7	.571	7-10	.700	0	6	6	8.7	4	1	3	0	2	27	17.3	
UTEP	11/24/18		25	4-11	.364	1-3	.333	3-7	.429	3	2	5	7.8	1	4	3	0	1	12	16.0	
at Bradley	12-01-18		24	0-3	.000	0-1	.000	3-4	.750	0	5	5	7.2	2	2	2	0	1	3	13.4	
at NM State	12/04/18		23	3-10	.300	3-6	.500	2-4	.500	1	5	6	7.0	3	1	1	0	1	11	13.0	
vs Saint Mary's	12/07/18		25	3-4	.750	0-1	.000	3-4	.750	2	6	8	7.1	1	1	1	0	1	9	12.4	
COLORADO	12/11/18	*	27	4-16	.250	2-6	.333	0-2	.000	3	5	8	7.3	3	2	0	1	1	10	12.1	
CENTRAL ARK.	12/16/18	*	16	0-1	.000	0-0	.000	1-2	.500	0	5	5	7.0	0	1	2	0	1	1	10.9	
NORTH TEXAS	12/18/18		29	4-6	.667	2-4	.500	0-0	.000	4	1	5	6.8	1	1	5	0	0	10	10.8	
PENN	12/22/18		34	3-9	.333	2-6	.333	2-8	.250	2	6	8	6.9	2	3	2	0	1	10	10.7	
at University of the Southw	12/30/18		20	6-11	.545	3-7	.429	1-1	1.000	0	7	7	6.9	1	3	1	1	1	16	11.2	
at Air Force	01/02/19		27	5-12	.417	2-7	.286	2-4	.500	1	5	6	6.8	2	2	4	0	0	14	11.4	
NEVADA	01/05/19		29	7-11	.636	3-7	.429	1-2	.500	1	9	10	7.1	1	7	2	0	3	18	11.9	
UNLV	01/08/19		27	4-9	.444	0-2	.000	6-7	.857	1	3	4	6.9	3	0	1	1	1	14	12.0	
at Colorado State	1/12/19	*	30	6-12	.500	3-7	.429	3-5	.600	3	9	12	7.2	3	4	2	0	0	18	12.4	
at San Diego State	01-15-19	*	28	6-14	.429	2-8	.250	2-2	1.000	3	3	6	7.1	1	2	3	0	1	16	12.6	
WYOMING	01/19/19	*	31	4-12	.333	1-5	.200	4-5	.800	1	9	10	7.3	2	5	4	0	0	13	12.6	
at UNLV	01/22/19	*	29	6-17	.353	2-8	.250	2-3	.667	1	7	8	7.3	2	1	4	0	3	16	12.8	
UTAH STATE	01/26/19		33	5-12	.417	1-5	.200	2-2	1.000	1	6	7	7.3	3	1	1	2	0	13	12.8	
at Fresno State	02/02/19		30	5-17	.294	1-11	.091	5-6	.833	1	3	4	7.1	2	1	2	0	2	16	13.0	
SAN DIEGO ST.	02/05/19		20	1-5	.200	0-1	.000	2-2	1.000	1	6	7	7.1	3	2	3	0	0	4	12.5	
at Nevada	02/09/19		25	1-6	.167	1-5	.200	2-4	.500	0	5	5	7.0	1	4	3	0	1	5	12.2	
SAN JOSE ST.	02/13/19		27	3-8	.375	3-7	.429	0-2	.000	0	4	4	6.9	0	5	3	0	1	9	12.1	
FRESNO STATE	02/16/19	*	32	8-15	.533	4-6	.667	10-11	.909	1	7	8	7.0	1	1	1	0	0	30	12.8	
at Utah State	02/20/19		30	3-12	.250	1-5	.200	1-2	.500	1	8	9	7.0	2	3	1	0	1	8	12.6	
at San Jose St.	02/26/19	*	26	1-9	.111	0-5	.000	2-2	1.000	2	7	9	7.1	2	3	3	0	0	4	12.3	
COLORADO STATE	03/02/19	*	31	5-10	.500	1-2	.500	1-2	.500	2	3	5	7.0	0	4	1	0	0	12	12.3	
BOISE ST.	03/06/19	*	29	4-11	.364	2-7	.286	2-2	1.000	1	3	4	6.9	2	3	3	0	2	12	12.3	
at Wyoming	03/09/19	*	29	4-12	.333	1-6	.167	4-8	.500	2	9	11	7.1	3	3	4	0	1	13	12.3	
vs Wyoming	03/13/19	*	35	8-15	.533	3-7	.429	7-10	.700	1	7	8	7.1	0	5	2	0	4	26	12.7	
Totals			15	854	128-320	.400	53-164	.323	86-133	.647	42	178	220	7.1	55	80	77	4	33	395	12.7

**SEASON HIGHS**

**CAREER HIGHS AT UNM**

**Points:** 30 vs Fresno State (2-17-19)  
**FG:** 8 (3x) Last time vs Wyoming (3-13-19)  
**FGA:** 17 (2x) Last time at Fresno State (2-2-19)  
**3FG:** 4 (2x) Last time vs Fresno State (2-17-19)  
**3FGA:** 11 at Fresno State (2-2-19)  
**FT:** 10 vs Fresno State (2-17-19)  
**FTA:** 11 vs Fresno State (2-17-19)  
**Rebounds:** 12 (2x) Last time at Colorado State (1-12-19)  
**Assists:** 7 vs No. 5/6 Nevada (1-5-19)  
**Blocks:** 2 vs Utah State (1-26-19)  
**Steals:** 4 vs Wyoming (3-13-19)  
**Minutes Played:** 35 vs Wyoming (3-13-19)

**Points:** 30 vs Fresno State (2-17-19)  
**FG:** 8 (3x) Last time vs Wyoming (3-13-19)  
**FGA:** 17 (2x) Last time at Fresno State (2-2-19)  
**3FG:** 4 (2x) Last time vs Fresno State (2-17-19)  
**3FGA:** 11 at Fresno State (2-2-19)  
**FT:** 10 vs Fresno State (2-17-19)  
**FTA:** 11 vs Fresno State (2-17-19)  
**Rebounds:** 12 (2x) Last time at Colorado State (1-12-19)  
**Assists:** 7 No. 5/6 Nevada (1-5-19)  
**Blocks:** 2 vs Utah State (1-26-19)  
**Steals:** 4 vs Wyoming (3-13-19)  
**Minutes Played:** 35 vs Wyoming (3-13-19)

**CAREER STATISTICS**

Season	gp-gs	min/avg	Total		3-Point		F-Throws		Rebounds				Scoring							
			fg-fga	pct	fg-fga	pct	ft-fa	pct	off	def	tot	avg	pf	fo	ast	to	blk	stl	pts	avg
2018-19	31-15	854/27.5	128-320	.400	53-164	.323	86-133	.647	42	178	220	7.1	55	0	80	77	4	33	395	12.7
TOTAL	31-15	854/27.5	128-320	.400	53-164	.323	86-133	.647	42	178	220	7.1	55	0	80	77	4	33	395	12.7



# Keith McGee

**3**

**6'3" - Redshirt-Sophomore - Point Guard  
Rochester, N.Y. (South Plains College)**

**NOTEWORTHY :**

- Named 2018 NJCAA Tournament MVP with 20 points, 5 FG, 3-4 3FG, 7-12 FT
- Led South Plains to the 2018 NJCAA Men's National Championship
- Finished 2017-18 shooting 48.6 percent from the field, 44.7 percent from behind the arc while averaging 2.7 assists per game

## GAME-BY-GAME STATISTICS

Opponent	Date	gs	min	Total		3-Pointers		Free throws		Rebounds				pf	a	t/o	blk	stl	pts	avg	
				fg-fga	pct	3fg-fga	pct	ft-fa	pct	off	def	tot	avg								
at CSUN	11/6/18		19	3-4	.750	1-1	1.000	0-0	.000	0	2	2	2.0	1	0	2	0	1	7	7.0	
IONA	11/13/18	*	23	3-5	.600	3-5	.600	4-4	1.000	0	0	0	1.0	3	2	2	0	1	13	10.0	
NM STATE	11/17/18	*	16	1-3	.333	1-1	1.000	0-0	.000	0	0	0	0.7	0	1	1	0	0	3	7.7	
UTEP	11/24/18		14	2-6	.333	1-2	.500	4-4	1.000	0	0	0	0.5	1	2	1	0	1	9	8.0	
at Bradley	12-01-18		17	2-5	.400	1-4	.250	0-0	.000	0	1	1	0.6	1	2	1	0	2	5	7.4	
at NM State	12/04/18	*	25	2-6	.333	0-2	.000	1-3	.333	0	0	0	0.5	2	1	2	0	1	5	7.0	
vs Saint Mary's	12/07/18	*	21	4-10	.400	1-3	.333	3-4	.750	1	3	4	1.0	1	0	1	0	1	12	7.7	
COLORADO	12/11/18		15	3-6	.500	0-2	.000	0-0	.000	1	0	1	1.0	2	1	0	1	0	6	7.5	
CENTRAL ARK.	12/16/18		15	1-3	.333	1-2	.500	0-0	.000	0	0	0	0.9	0	4	1	0	1	3	7.0	
NORTH TEXAS	12/18/18	*	24	4-7	.571	3-5	.600	0-0	.000	0	0	0	0.8	1	2	2	0	0	11	7.4	
PENN	12/22/18		16	3-7	.429	1-3	.333	0-0	.000	0	1	1	0.8	5	3	1	0	1	7	7.4	
at Air Force	01/02/19		dnp	-	-	-	-	-	-	-	-	-	-	-	-	-	-	-	-	-	
NEVADA	01/05/19		2	0-0	.000	0-0	.000	0-0	.000	0	0	0	0.8	0	0	0	0	0	0	6.8	
at Colorado State	1/12/19		24	3-7	.429	0-2	.000	2-2	1.000	0	2	2	0.8	4	5	4	0	1	8	6.8	
at San Diego State	01-15-19		20	2-5	.400	2-3	.667	2-2	1.000	1	1	2	0.9	0	3	3	0	0	8	6.9	
WYOMING	01/19/19		23	5-7	.714	3-4	.750	1-1	1.000	0	3	3	1.1	3	3	2	0	0	14	7.4	
at UNLV	01/22/19		23	5-12	.417	2-5	.400	0-0	.000	0	1	1	1.1	2	0	0	1	1	12	7.7	
UTAH STATE	01/26/19	*	20	1-6	.167	1-3	.333	1-2	.500	0	1	1	1.1	2	2	3	0	3	4	7.5	
at Fresno State	02/02/19	*	26	2-9	.222	1-5	.200	5-6	.833	1	0	1	1.1	3	1	2	0	0	10	7.6	
SAN DIEGO ST.	02/05/19	*	24	8-10	.800	2-4	.500	1-1	1.000	0	0	0	1.0	1	2	5	0	2	19	8.2	
at Nevada	02/09/19		27	4-14	.286	1-4	.250	0-0	.000	0	1	1	1.0	1	1	2	0	0	9	8.3	
SAN JOSE ST.	02/13/19	*	20	7-10	.700	4-6	.667	2-2	1.000	0	4	4	1.1	1	1	3	0	1	20	8.8	
FRESNO STATE	02/16/19	*	24	2-6	.333	0-3	.000	1-2	.500	0	2	2	1.2	4	1	1	0	0	5	8.6	
at Utah State	02/20/19	*	30	3-9	.333	1-4	.250	0-0	.000	0	2	2	1.2	1	1	4	1	1	7	8.6	
at San Jose St.	02/26/19		32	10-19	.526	5-11	.455	0-2	.000	2	1	3	1.3	2	5	2	0	1	25	9.3	
COLORADO STATE	03/02/19	*	23	2-5	.400	2-4	.500	4-4	1.000	0	1	1	1.3	2	3	1	0	0	10	9.3	
BOISE ST.	03/06/19		18	4-8	.500	3-6	.500	0-0	.000	0	1	1	1.3	0	3	1	0	0	11	9.3	
at Wyoming	03/09/19		20	1-8	.125	0-4	.000	1-2	.500	1	0	1	1.3	4	1	1	0	1	3	9.1	
vs Wyoming	03/13/19		12	4-6	.667	1-2	.500	3-3	1.000	0	1	1	1.3	4	0	1	0	0	12	9.2	
Totals			12	573	91-203	.448	41-100	.410	35-44	.795	7	28	35	1.3	51	50	49	3	20	258	9.2

### SEASON HIGHS

**Points:** 25 at San José State (2-26-19)  
**FG:** 10 at San José State (2-26-19)  
**FGA:** 19 at San José State (2-26-19)  
**3FG:** 5 at San José State (2-26-19)  
**3FGA:** 11 at San José State (2-26-19)  
**FT:** 5 at Fresno State (2-2-19)  
**FTA:** 6 at Fresno State (2-2-19)  
**Rebounds:** 4 (2x) Last time vs San José State (2-13-19)  
**Assists:** 5 (2x) Last time at San José State (2-26-19)  
**Blocks:** 1 (3x) Last time at Utah State (2-20-19)  
**Steals:** 3 vs Utah State (1-26-19)  
**Minutes Played:** 32 at San José State (2-26-19)

### CAREER HIGHS AT UNM

**Points:** 25 at San José State (2-26-19)  
**FG:** 10 at San José State (2-26-19)  
**FGA:** 19 at San José State (2-26-19)  
**3FG:** 5 at San José State (2-26-19)  
**3FGA:** 11 at San José State (2-26-19)  
**FT:** 5 at Fresno State (2-2-19)  
**FTA:** 6 at Fresno State (2-2-19)  
**Rebounds:** 4 (2x) Last time vs San José State (2-13-19)  
**Assists:** 5 (2x) Last time at San José State (2-26-19)  
**Blocks:** 1 (3x) Last time at Utah State (2-20-19)  
**Steals:** 3 vs Utah State (1-26-19)  
**Minutes Played:** 32 at San José State (2-26-19)

### CAREER STATISTICS

Season	gp-gs	min/avg	Total		3-Point		F-Throws		Rebounds				Scoring							
			fg-fga	pct	fg-fga	pct	ft-fa	pct	off	def	tot	avg	pf	fo	ast	to	blk	stl	pts	avg
2018-19	28-12	573/20.5	91-203	.448	41-100	.410	35-44	.795	7	28	35	1.3	51	1	50	49	3	20	258	9.2
TOTAL	28-12	573/20.5	91-203	.448	41-100	.410	35-44	.795	7	28	35	1.3	51	1	50	49	3	20	258	9.2



**Tavian Percy**  
 6'5" - Freshman - Guard  
 Miami, Fla. (Pasadena HS (Calif.))

**4**

**NOTEWORTHY :**

- Averaged 15 points, six rebounds, four assists and two steals per game in his senior season at Pasadena High
- Named Second Team All-Area selection
- Helped Oldsmar Christian to 2016-17 SIAA State Championship as a junior

**GAME-BY-GAME STATISTICS**

Opponent	Date	qs	min	Total		3-Pointers		Free throws		Rebounds				Scoring							
				fg-fga	pct	3fg-fga	pct	ft-fa	pct	off	def	tot	avg	pf	a	t/o	blk	stl	pts	avg	
at CSUN	11/6/18		2	0-0	.000	0-0	.000	0-0	.000	0	0	0	0.0	1	1	0	0	0	0	0	0.0
IONA	11/13/18		1	0-0	.000	0-0	.000	0-0	.000	0	0	0	0.0	0	0	0	0	0	0	0	0.0
UTEP	11/24/18		10	1-3	.333	0-1	.000	0-0	.000	1	0	1	0.3	1	1	0	1	1	2	0.7	
at Bradley	12-01-18	*	13	1-2	.500	1-2	.500	0-0	.000	2	0	2	0.8	2	1	1	0	0	3	1.3	
at NM State	12/04/18	*	11	0-2	.000	0-1	.000	0-0	.000	0	0	0	0.6	0	0	0	0	0	0	1.0	
vs Saint Mary's	12/07/18	*	8	1-3	.333	0-0	.000	0-0	.000	1	0	1	0.7	1	0	1	0	1	2	1.2	
COLORADO	12/11/18		5	0-1	.000	0-0	.000	0-0	.000	0	1	1	0.7	1	0	0	0	0	0	1.0	
CENTRAL ARK.	12/16/18		11	2-4	.500	1-3	.333	0-0	.000	1	0	1	0.8	1	0	0	0	0	5	1.5	
NORTH TEXAS	12/18/18		4	0-0	.000	0-0	.000	0-0	.000	0	0	0	0.7	0	0	2	0	0	0	1.3	
at University of the Southw	12/30/18		22	3-9	.333	2-7	.286	2-2	1.000	3	3	6	1.2	1	3	0	0	3	10	2.2	
at Air Force	01/02/19		3	0-0	.000	0-0	.000	0-0	.000	0	0	0	1.1	0	0	0	0	0	0	2.0	
at Colorado State	1/12/19		0	0-0	.000	0-0	.000	0-0	.000	0	0	0	1.0	0	0	0	0	0	0	1.8	
at San Diego State	01-15-19		2	0-0	.000	0-0	.000	0-0	.000	0	0	0	0.9	0	1	0	0	0	0	1.7	
WYOMING	01/19/19		18	1-3	.333	0-1	.000	2-3	.667	0	0	0	0.9	2	0	0	0	0	4	1.9	
at UNLV	01/22/19		7	0-1	.000	0-1	.000	0-0	.000	0	0	0	0.8	0	0	0	0	0	0	1.7	
UTAH STATE	01/26/19	*	10	0-0	.000	0-0	.000	0-0	.000	0	0	0	0.8	2	0	0	0	0	0	1.6	
at Fresno State	02/02/19	*	15	0-0	.000	0-0	.000	0-0	.000	1	1	2	0.8	2	0	0	0	1	0	1.5	
SAN DIEGO ST.	02/05/19	*	5	0-0	.000	0-0	.000	0-0	.000	0	0	0	0.8	1	0	1	0	0	0	1.4	
at Nevada	02/09/19		10	1-4	.250	1-4	.250	0-0	.000	0	3	3	0.9	1	1	0	0	0	3	1.5	
SAN JOSE ST.	02/13/19		5	0-1	.000	0-0	.000	1-4	.250	0	1	1	0.9	2	0	1	0	2	1	1.5	
at Utah State	02/20/19	dnp	-	-	-	-	-	-	-	-	-	-	-	-	-	-	-	-	-	-	
at San Jose St.	02/26/19		5	0-0	.000	0-0	.000	0-0	.000	0	1	1	0.9	0	1	0	0	0	0	1.4	
at Wyoming	03/09/19	dnp	-	-	-	-	-	-	-	-	-	-	-	-	-	-	-	-	-	-	
vs Wyoming	03/13/19		2	0-1	.000	0-0	.000	0-0	.000	0	1	1	0.9	0	0	0	0	0	0	1.4	
Totals			6	169	10-34	.294	5-20	.250	5-9	.556	9	11	20	0.9	18	9	6	1	8	30	1.4

**SEASON HIGHS**

**Points:** 10 vs Southwest (12-30-18)  
**FG:** 3 vs Southwest (12-30-18)  
**FGA:** 9 vs Southwest (12-30-18)  
**3FG:** 2 vs Southwest (12-30-18)  
**3FGA:** 7 vs Southwest (12-30-18)  
**FT:** 2 (2x) Last time vs Wyoming (1-19-19)  
**FTA:** 4 vs San José State (2-13-19)  
**Rebounds:** 6 vs Southwest (12-30-18)  
**Assists:** 3 vs Southwest (12-30-18)  
**Blocks:** 1 vs UTEP (11-24-18)  
**Steals:** 3 vs Southwest (12-30-18)  
**Minutes Played:** 22 vs Southwest (12-30-18)

**CAREER HIGHS AT UNM**

**Points:** 10 vs Southwest (12-30-18)  
**FG:** 3 vs Southwest (12-30-18)  
**FGA:** 9 vs Southwest (12-30-18)  
**3FG:** 2 vs Southwest (12-30-18)  
**3FGA:** 7 vs Southwest (12-30-18)  
**FT:** 2 (2x) Last time vs Wyoming (1-19-19)  
**FTA:** 4 vs San José State (2-13-19)  
**Rebounds:** 6 vs Southwest (12-30-18)  
**Assists:** 3 vs Southwest (12-30-18)  
**Blocks:** 1 vs UTEP (11-24-18)  
**Steals:** 3 vs Southwest (12-30-18)  
**Minutes Played:** 22 vs Southwest (12-30-18)

**CAREER STATISTICS**

Season	gp-gs	min/avg	Total		3-Point		F-Throws		Rebounds				Scoring							
			fg-fga	pct	fg-fga	pct	ft-fa	pct	off	def	tot	avg	pf	fo	ast	to	blk	stl	pts	avg
2018-19	22-6	169/7.7	10-34	.294	5-20	.250	5-9	.556	9	11	20	0.9	18	0	9	6	1	8	30	1.4
TOTAL	22-6	169/7.7	10-34	.294	5-20	.250	5-9	.556	9	11	20	0.9	18	0	9	6	1	8	30	1.4



**Clay Patterson**  
 6'1" - Redshirt-Freshman - Guard  
 Rio Rancho, N.M. (Rio Rancho HS/Fort Lewis)

**5**

**NOTEWORTHY :**

- 2016 New Mexico Gatorade Player of the Year while at Rio Rancho
- Mr. Basketball 2016
- Helped Rio Rancho to New Mexico State Championship in 2016
- New Mexico State Tournament MVP in 2016
- USA Today New Mexico First Team
- Three-time All-District Academic Team honoree

**GAME-BY-GAME STATISTICS**

Opponent	Date	gs	min	Total		3-Pointers		Free throws		Rebounds				Scoring										
				fg-fga	pct	3fg-fga	pct	ft-fta	pct	off	def	tot	avg	pf	a	t/o	blk	stl	pts	avg				
at CSUN	11/6/18		dnp	-	-	-	-	-	-	-	-	-	-	-	-	-	-	-	-	-	-	-	-	-
at Bradley	12-01-18		dnp	-	-	-	-	-	-	-	-	-	-	-	-	-	-	-	-	-	-	-	-	-
at University of the Southw	12/30/18		8	0-3	.000	0-2	.000	0-0	.000	1	0	1	1.0	0	1	0	0	0	0	0	0	0	0.0	
at Air Force	01/02/19		dnp	-	-	-	-	-	-	-	-	-	-	-	-	-	-	-	-	-	-	-	-	-
at Colorado State	1/12/19		dnp	-	-	-	-	-	-	-	-	-	-	-	-	-	-	-	-	-	-	-	-	-
WYOMING	01/19/19		2	0-1	.000	0-1	.000	2-2	1.000	0	0	0	0.5	0	0	0	0	0	0	0	0	2	1.0	
at Fresno State	02/02/19		dnp	-	-	-	-	-	-	-	-	-	-	-	-	-	-	-	-	-	-	-	-	-
SAN JOSE ST.	02/13/19		3	0-0	.000	0-0	.000	0-0	.000	0	2	2	1.0	0	0	0	0	0	0	0	0	0	0.7	
at Utah State	02/20/19		dnp	-	-	-	-	-	-	-	-	-	-	-	-	-	-	-	-	-	-	-	-	-
at Wyoming	03/09/19		dnp	-	-	-	-	-	-	-	-	-	-	-	-	-	-	-	-	-	-	-	-	-
vs Wyoming	03/13/19		dnp	-	-	-	-	-	-	-	-	-	-	-	-	-	-	-	-	-	-	-	-	-
Totals			0	13	0-4	.000	0-3	.000	2-2	1.000	1	2	3	1.0	0	1	0	0	0	0	0	2	0.7	

**SEASON HIGHS**

**Points:** 2 vs Wyoming (1-19-19)  
**FG:** 0  
**FGA:** 3 vs Southwest (12-30-18)  
**3FG:** 0  
**3FGA:** 2 vs Southwest (12-30-18)  
**FT:** 2 vs Wyoming (1-19-19)  
**FTA:** 2 vs Wyoming (1-19-19)  
**Rebounds:** 2 vs San José State (2-13-19)  
**Assists:** 1 vs Southwest (12-30-18)  
**Blocks:** N/A  
**Steals:** N/A  
**Minutes Played:** 8 vs Southwest (12-30-18)

**CAREER HIGHS AT UNM**

**Points:** 2 vs Wyoming (1-19-19)  
**FG:** 0  
**FGA:** 3 vs Southwest (12-30-18)  
**3FG:** 0  
**3FGA:** 2 vs Southwest (12-30-18)  
**FT:** 2 vs Wyoming (1-19-19)  
**FTA:** 2 vs Wyoming (1-19-19)  
**Rebounds:** 2 vs San José State (2-13-19)  
**Assists:** 1 vs Southwest (12-30-18)  
**Blocks:** N/A  
**Steals:** N/A  
**Minutes Played:** 8 vs Southwest (12-30-18)

**CAREER STATISTICS**

Season	gp-gs	min/avg	Total		3-Point		F-Throws		Rebounds				Scoring							
			fg-fga	pct	fg-fga	pct	ft-fta	pct	off	def	tot	avg	pf	fo	ast	to	blk	stl	pts	avg
2018-19	3-0	13/4.3	0-4	.000	0-3	.000	2-2	1.000	1	2	3	1.0	0	0	1	0	0	0	2	0.7
TOTAL	3-0	13/4.3	0-4	.000	0-3	.000	2-2	1.000	1	2	3	1.0	0	0	1	0	0	0	2	0.7





# Makuach Maluach

6'7" - Sophomore - Guard/Forward  
Sydney, Australia (Newington College)

**10**

**NOTEWORTHY :**

- Scored a career-high 26 points at Air Force on 2-10-18.
- Ranks 4th all-time in Lobo freshman scoring with 327 points in 2016-17.
- Played prep ball at Newington College in Stanmore, NSW, Australia
- Graduated in 2017
- Member of Australian Junior National Team in the FIBA U18 Oceania Championships.

**GAME-BY-GAME STATISTICS**

Opponent	Date	gs	min	Total		3-Pointers		Free throws		Rebounds				pf	a	t/o	blk	stl	pts	avg	
				fg-fga	pct	3fg-fga	pct	ft-fa	pct	off	def	tot	avg								
at CSUN	11/6/18	*	27	5-9	.556	1-4	.250	4-7	.571	0	2	2	2.0	2	1	2	0	2	15	15.0	
IONA	11/13/18	*	21	1-5	.200	1-4	.250	3-6	.500	0	3	3	2.5	2	2	0	1	1	6	10.5	
NM STATE	11/17/18	*	21	1-3	.333	0-2	.000	2-3	.667	0	1	1	2.0	2	0	3	0	0	4	8.3	
UTEP	11/24/18	*	27	4-9	.444	3-4	.750	2-2	1.000	2	2	4	2.5	5	1	3	3	0	13	9.5	
at Bradley	12-01-18	*	28	2-8	.250	1-4	.250	2-2	1.000	1	5	6	3.2	4	1	1	0	1	7	9.0	
at NM State	12/04/18	*	24	3-11	.273	0-2	.000	2-2	1.000	2	3	5	3.5	2	1	0	0	0	8	8.8	
vs Saint Mary's	12/07/18		24	4-11	.364	2-7	.286	0-1	.000	0	0	0	3.0	3	1	1	0	0	10	9.0	
COLORADO	12/11/18		14	2-6	.333	1-4	.250	0-0	.000	0	2	2	2.9	4	0	1	1	0	5	8.5	
CENTRAL ARK.	12/16/18		29	8-11	.727	4-6	.667	2-4	.500	4	3	7	3.3	2	2	2	1	1	22	10.0	
NORTH TEXAS	12/18/18	*	17	3-10	.300	1-6	.167	2-4	.500	0	1	1	3.1	3	0	4	1	2	9	9.9	
PENN	12/22/18	*	21	1-3	.333	0-2	.000	0-0	.000	0	0	0	2.8	1	2	2	0	0	2	9.2	
at University of the Southw	12/30/18	*	22	3-9	.333	1-2	.500	1-2	.500	1	6	7	3.2	1	4	1	0	1	8	9.1	
at Air Force	01/02/19	*	32	5-9	.556	2-5	.400	0-1	.000	1	6	7	3.5	1	2	5	0	1	12	9.3	
NEVADA	01/05/19	*	33	5-10	.500	2-4	.500	2-2	1.000	2	4	6	3.6	2	1	1	0	0	14	9.6	
UNLV	01/08/19	*	33	3-8	.375	2-4	.500	4-4	1.000	0	2	2	3.5	3	3	1	0	0	12	9.8	
at Colorado State	1/12/19	*	25	4-9	.444	3-7	.429	1-2	.500	0	2	2	3.4	2	0	3	0	0	12	9.9	
at San Diego State	01-15-19	*	30	0-8	.000	0-6	.000	0-0	.000	0	2	2	3.4	2	5	2	0	1	0	9.4	
WYOMING	01/19/19	*	21	4-8	.500	3-6	.500	0-0	.000	0	4	4	3.4	4	4	4	1	0	11	9.4	
at UNLV	01/22/19	*	22	0-6	.000	0-2	.000	0-2	.000	0	3	3	3.4	1	0	1	1	0	0	8.9	
UTAH STATE	01/26/19	*	33	4-12	.333	2-6	.333	2-2	1.000	0	3	3	3.4	4	3	1	0	0	12	9.1	
at Fresno State	02/02/19	*	24	3-8	.375	0-2	.000	1-2	.500	2	2	4	3.4	1	3	1	0	2	7	9.0	
SAN DIEGO ST.	02/05/19	*	31	3-9	.333	2-5	.400	3-4	.750	1	2	3	3.4	1	3	1	3	1	11	9.1	
at Nevada	02/09/19	*	28	7-11	.636	2-4	.500	3-3	1.000	2	5	7	3.5	0	1	3	0	1	19	9.5	
SAN JOSE ST.	02/13/19	*	22	4-9	.444	2-5	.400	4-6	.667	0	5	5	3.6	1	0	0	0	1	14	9.7	
FRESNO STATE	02/16/19	*	22	0-5	.000	0-2	.000	2-2	1.000	1	4	5	3.6	2	2	5	0	0	2	9.4	
at Utah State	02/20/19	*	31	2-6	.333	1-4	.250	0-0	.000	4	4	8	3.8	5	5	1	1	0	5	9.2	
at San Jose St.	02/26/19	*	32	6-13	.462	2-5	.400	0-2	.000	3	3	6	3.9	0	5	3	0	1	14	9.4	
COLORADO STATE	03/02/19	*	33	8-14	.571	1-3	.333	6-7	.857	5	5	10	4.1	3	0	3	0	1	23	9.9	
BOISE ST.	03/06/19	*	29	1-6	.167	1-4	.250	3-4	.750	0	7	7	4.2	2	1	2	2	1	6	9.8	
at Wyoming	03/09/19	*	33	5-8	.625	3-4	.750	5-7	.714	0	0	0	4.1	1	3	1	1	1	18	10.0	
vs Wyoming	03/13/19	*	28	3-11	.273	1-7	.143	6-6	1.000	1	2	3	4.0	2	1	1	0	0	13	10.1	
Totals			27	817	104-265	.392	44-132	.333	62-89	.697	32	93	125	4.0	68	57	59	16	19	314	10.1

**SEASON HIGHS**

- Points:** 23 vs Colorado State (3-2-19)
- FG:** 8 (2x) Last time vs Colorado State (3-2-19)
- FGA:** 14 vs Colorado State (3-2-19)
- 3FG:** 4 vs Central Arkansas (12-16-18)
- 3FGA:** 7 (3x) Last time vs Wyoming (3-13-19)
- FT:** 6 (2x) Last time vs Wyoming (3-13-19)
- FTA:** 7 (3x) Last time at Wyoming (3-9-19)
- Rebounds:** 10 vs Colorado State (3-2-19)
- Assists:** 5 (2x) Last time at Utah State (2-20-19)
- Blocks:** 3 (2x) Last time vs San Diego State (2-5-19)
- Steals:** 2 (3x) Last time at Fresno State (2-2-19)
- Minutes Played:** 33 (5x) Last time at Wyoming (3-9-19)

**CAREER HIGHS AT UNM**

- Points:** 26 at Air Force (2-10-18)
- FG:** 10 at Air Force (2-10-18)
- FGA:** 15 at Fresno State (1-13-18)
- 3FG:** 6 at Air Force (2-10-18)
- 3FGA:** 7 (4x) Last time vs Wyoming (3-13-19)
- FT:** 12 at Wyoming (2-20-18)
- FTA:** 15 at Wyoming (2-20-18)
- Rebounds:** 10 vs Colorado State (3-2-19)
- Assists:** 5 (2x) Last time at Utah State (2-20-19)
- Blocks:** 3 (2x) Last time vs San Diego State (2-5-19)
- Steals:** 3 at Air Force (2-10-18)
- Minutes Played:** 38 at Air Force (2-10-18)

**CAREER STATISTICS**

Season	gp-gs	min/avg	Total		3-Point		F-Throws		Rebounds				Scoring							
			fg-fga	pct	fg-fga	pct	ft-fa	pct	off	def	tot	avg	pf	fo	ast	to	blk	stl	pts	avg
2017-18	34-15	669/19.7	117-211	.555	29-63	.460	64-79	.810	37	48	85	2.5	82	3	33	43	8	19	327	9.6
2018-19	31-27	817/26.4	104-265	.392	44-132	.333	62-89	.697	32	93	125	4.0	68	2	57	59	16	19	314	10.1
TOTAL	65-42	1486/22.9	221-476	.464	73-195	.374	126-168	.750	69	141	210	3.2	150	5	90	102	24	38	641	9.9



**JaQuan Lyle**  
 6'5" - Redshirt-Junior - Guard  
 Evansville, Ind. (Ohio State)

**13**

**NOTEWORTHY :**

- Played in 35 games with 31 starts at guard at Ohio State
- Averaged 11.2 points in his freshman season, fourth leading scorer on team
- Led the Buckeyes in assists (147) for the 2015-16 season and again in 2016-17 (142).
- In 2016-17, third leading scorer with 11.4 ppg, shot 45.8% from the field and 40.7% from three as a sophomore.

**GAME-BY-GAME STATISTICS**

Sat out in 2017-18 due to NCAA transfer rules

Currently sitting out due to injury

**SEASON HIGHS**

Points: N/A  
 FG: N/A  
 FGA: N/A  
 3FG: N/A  
 3FGA: N/A  
 FT: N/A  
 FTA: N/A  
 Rebounds: N/A  
 Assists: N/A  
 Blocks: N/A  
 Steals: N/A  
 Minutes Played: N/A

**CAREER HIGHS AT UNM**

Points: N/A  
 FG: N/A  
 FGA: N/A  
 3FG: N/A  
 3FGA: N/A  
 FT: N/A  
 FTA: N/A  
 Rebounds: N/A  
 Assists: N/A  
 Blocks: N/A  
 Steals: N/A  
 Minutes Played: N/A

**CAREER STATISTICS**



**Dane Kuiper**  
 6'7" - Senior - Guard/Forward  
 Wasilla, Alaska (Corona del Sol HS (Ariz.))

**14**

**NOTEWORTHY :**

- Set career-highs of 24 points, seven field goals and six 3-pointers on 12-16-17 against #23 Arizona.
- Academic All-MW selection
- Rated as the top player in Arizona for the 2015 recruiting class
- Helped guide Tempe Corona del Sol to a pair of state championships
- One of five NCAA Division I players from the 2014-15 Corona del Sol Aztecs

**GAME-BY-GAME STATISTICS**

Opponent	Date	qs	min	Total		3-Pointers		Free throws		Rebounds				pf	a	t/o	blk	stl	pts	avg	
				fg-fga	pct	3fg-fga	pct	ft-fa	pct	off	def	tot	avg								
at CSUN	11/6/18		26	5-8	.625	3-5	.600	2-3	.667	0	4	4	4.0	0	1	1	0	2	15	15.0	
IONA	11/13/18		27	2-6	.333	1-4	.250	0-0	.000	0	2	2	3.0	3	3	0	1	1	5	10.0	
NM STATE	11/17/18		22	4-5	.800	2-2	1.000	0-0	.000	1	1	2	2.7	4	0	0	0	0	10	10.0	
UTEP	11/24/18		24	2-6	.333	1-3	.333	2-3	.667	0	4	4	3.0	0	2	0	1	1	7	9.3	
at Bradley	12-01-18	*	27	6-10	.600	2-5	.400	1-1	1.000	0	1	1	2.6	1	2	2	0	0	15	10.4	
at NM State	12/04/18		18	0-6	.000	0-4	.000	2-2	1.000	0	2	2	2.5	2	1	2	0	0	2	9.0	
vs Saint Mary's	12/07/18		15	1-5	.200	0-3	.000	0-0	.000	0	2	2	2.4	3	0	0	0	0	2	8.0	
COLORADO	12/11/18	*	27	4-8	.500	0-2	.000	3-3	1.000	0	2	2	2.4	3	2	1	0	1	11	8.4	
CENTRAL ARK.	12/16/18	*	14	0-5	.000	0-4	.000	0-0	.000	0	1	1	2.2	1	1	3	1	0	0	7.4	
at University of the Southw	12/30/18	*	18	0-7	.000	0-6	.000	2-2	1.000	0	3	3	2.3	2	5	0	0	4	2	6.9	
at Air Force	01/02/19	*	29	4-7	.571	2-4	.500	0-0	.000	0	2	2	2.3	1	2	3	0	2	10	7.2	
NEVADA	01/05/19	*	32	4-11	.364	1-4	.250	0-0	.000	1	1	2	2.3	3	2	0	0	2	9	7.3	
UNLV	01/08/19	*	32	1-4	.250	0-1	.000	0-0	.000	1	2	3	2.3	4	2	1	0	1	2	6.9	
at Colorado State	1/12/19	*	26	4-8	.500	2-6	.333	0-0	.000	1	1	2	2.3	2	1	2	0	2	10	7.1	
at San Diego State	01-15-19	*	24	4-5	.800	3-4	.750	0-0	.000	1	2	3	2.3	4	2	0	0	0	11	7.4	
WYOMING	01/19/19	*	30	4-9	.444	0-4	.000	2-2	1.000	0	2	2	2.3	2	4	2	0	4	10	7.6	
at UNLV	01/22/19	*	21	0-2	.000	0-2	.000	0-0	.000	0	2	2	2.3	5	1	2	0	1	0	7.1	
UTAH STATE	01/26/19		25	0-4	.000	0-2	.000	1-2	.500	0	4	4	2.4	1	3	0	0	0	1	6.8	
at Fresno State	02/02/19	*	35	1-6	.167	0-4	.000	0-0	.000	1	3	4	2.5	2	1	1	1	1	2	6.5	
SAN DIEGO ST.	02/05/19	*	25	3-6	.500	0-1	.000	1-2	.500	0	0	0	2.4	1	0	1	1	1	7	6.6	
at Nevada	02/09/19	*	15	1-6	.167	1-5	.200	0-0	.000	0	2	2	2.3	0	1	0	0	0	3	6.4	
SAN JOSE ST.	02/13/19		22	1-3	.333	1-2	.500	0-0	.000	0	3	3	2.4	2	5	1	0	0	3	6.2	
FRESNO STATE	02/16/19	*	21	0-2	.000	0-1	.000	0-0	.000	0	2	2	2.3	1	1	1	0	1	0	6.0	
at Utah State	02/20/19	dnp		-	-	-	-	-	-	-	-	-	-	-	-	-	-	-	-	-	
COLORADO STATE	03/02/19		23	0-2	.000	0-2	.000	0-1	.000	0	1	1	2.3	2	1	1	1	1	0	5.7	
BOISE ST.	03/06/19	*	17	2-7	.286	2-5	.400	0-0	.000	0	1	1	2.2	0	0	3	0	1	6	5.7	
at Wyoming	03/09/19	*	18	2-4	.500	2-2	1.000	0-0	.000	1	1	2	2.2	2	0	1	0	0	6	5.7	
vs Wyoming	03/13/19	*	24	0-3	.000	0-3	.000	1-2	.500	0	7	7	2.4	3	2	2	0	0	1	5.6	
Totals			18	637	55-155	.355	23-90	.256	17-23	.739	7	58	65	2.4	54	45	30	6	26	150	5.6

**SEASON HIGHS**

**Points:** 15 (2x) Last time at Bradley (12-1-18)  
**FG:** 6 at Bradley (12-1-18)  
**FGA:** 11 vs No. 5/6 Nevada (1-5-19)  
**3FG:** 3 (2x) Last time at San Diego State (1-15-19)  
**3FGA:** 5 (4x) Last time vs Boise State (3-6-19)  
**FT:** 3 vs Colorado (12-11-18)  
**FTA:** 3 (3x) Last time vs Colorado (12-11-18)  
**Rebounds:** 7 vs Wyoming (3-13-19)  
**Assists:** 5 (2x) Last time vs San José State (2-13-19)  
**Blocks:** 1 (4x) Last time vs San Diego State (2-5-19)  
**Steals:** 4 (2x) Last time vs Wyoming (1-19-19)  
**Minutes Played:** 35 at Fresno State (2-2-19)

**CAREER HIGHS AT UNM**

**Points:** 24 vs. Arizona (12-16-17)  
**FG:** 7 vs. Arizona (12-16-17)  
**FGA:** 11 vs No. 5/6 Nevada (1-5-19)  
**3FG:** 6 vs. Arizona (12-16-17)  
**3FGA:** 8 (3x) Last time vs San José State (1-8-18)  
**FT:** 5 vs. Rice (12-19-17)  
**FTA:** 7 vs. Rice (12-19-17)  
**Rebounds:** 8 (2x) Last time vs. Maryland (11-25-17)  
**Assists:** 6 vs. Rice (12-19-17)  
**Blocks:** 2 (3x) Last time vs. Colorado State (1-27-18)  
**Steals:** 4 (2x) Last time vs Wyoming (1-19-19)  
**Minutes Played:** 37 vs. UNLV (1-10-17)

**CAREER STATISTICS**

Season	gp-gs	min/avg	fg-fga	pct	fg-fga	pct	ft-fa	pct	off	def	tot	avg	pf	fo	ast	to	blk	stl	pts	avg
2015-16	25-0	207/8.3	12-37	.324	6-18	.333	7-9	.778	3	23	26	1.0	22	1	20	9	8	6	37	1.5
2016-17	26-13	560/21.5	57-131	.435	23-61	.377	18-23	.783	15	55	70	2.7	69	4	35	22	7	20	155	6.0
2017-18	34-26	756/22.2	69-192	.359	40-129	.310	41-49	.837	15	95	110	3.2	73	1	51	26	7	32	219	6.4
2018-19	27-18	637/23.6	55-155	.355	23-90	.256	17-23	.739	7	58	65	2.4	54	1	45	30	6	26	150	5.6
TOTAL	112-57	2160/19.3	193-515	.375	92-298	.309	83-104	.798	40	231	271	2.4	218	7	151	87	28	84	561	5.0



# Vladimir Pinchuk

6'11" - Sophomore - Forward/Center

Schwelm, Germany (Maerkisches Gym. Schwelm)

# 15

**NOTEWORTHY :**

- Saw action in 31 games as a freshman including 13 starts.
- Graduated from Maerkisches Gym. Schwelm in 2017
- Played club for EU Baskets Schwelm Juniors and Phoenix Hagen Youngstars
- Father played professionally in Europe and has a World-Championship silver medal with the UdSSR
- Speaks four different languages: German, English, Russian and French

**GAME-BY-GAME STATISTICS**

Opponent	Date	gs	min	Total		3-Pointers		Free throws		Rebounds				pf	a	t/o	blk	stl	pts	avg	
				fg-fga	pct	3fg-fga	pct	ft-fa	pct	off	def	tot	avg								
at CSUN	11/6/18	*	29	2-4	.500	0-0	.000	5-6	.833	3	2	5	5.0	3	0	0	0	0	9	9.0	
IONA	11/13/18	*	30	4-4	1.000	0-0	.000	2-7	.286	2	5	7	6.0	2	3	4	2	1	10	9.5	
NM STATE	11/17/18	*	30	2-5	.400	0-0	.000	0-1	.000	0	4	4	5.3	5	0	1	2	2	4	7.7	
UTEP	11/24/18	*	27	4-8	.500	0-0	.000	2-3	.667	1	4	5	5.3	2	0	1	0	1	10	8.3	
at Bradley	12-01-18		12	2-3	.667	0-0	.000	1-2	.500	3	2	5	5.2	4	0	0	0	0	5	7.6	
at NM State	12/04/18	*	14	0-4	.000	0-0	.000	5-8	.625	5	3	8	5.7	3	1	0	2	1	5	7.2	
vs Saint Mary's	12/07/18	*	22	4-9	.444	0-0	.000	1-2	.500	2	1	3	5.3	2	2	0	0	0	9	7.4	
COLORADO	12/11/18	*	18	2-6	.333	0-0	.000	0-2	.000	2	3	5	5.3	2	1	1	0	1	4	7.0	
CENTRAL ARK.	12/16/18	*	10	2-2	1.000	0-0	.000	0-0	.000	0	0	0	4.7	1	0	1	0	0	4	6.7	
NORTH TEXAS	12/18/18		12	0-0	.000	0-0	.000	1-2	.500	0	0	0	4.2	1	0	1	0	1	1	6.1	
PENN	12/22/18	*	15	1-2	.500	0-0	.000	0-0	.000	0	3	3	4.1	0	0	0	0	0	2	5.7	
at University of the Southw	12/30/18	*	18	3-4	.750	0-0	.000	2-4	.500	1	3	4	4.1	2	0	0	2	1	8	5.9	
at Air Force	01/02/19		10	0-0	.000	0-0	.000	0-0	.000	0	2	2	3.9	0	1	1	0	0	0	5.5	
NEVADA	01/05/19		14	1-2	.500	0-0	.000	0-0	.000	1	1	2	3.8	3	1	0	4	0	2	5.2	
UNLV	01/08/19		8	1-2	.500	0-0	.000	1-1	1.000	2	1	3	3.7	3	0	0	0	0	3	5.1	
at Colorado State	1/12/19		5	0-0	.000	0-0	.000	1-2	.500	1	0	1	3.6	1	0	0	0	0	1	4.8	
at San Diego State	01-15-19		14	0-0	.000	0-0	.000	1-3	.333	0	0	0	3.4	1	0	1	0	1	1	4.6	
WYOMING	01/19/19		13	0-0	.000	0-0	.000	1-2	.500	1	3	4	3.4	1	0	1	1	0	1	4.4	
at UNLV	01/22/19		12	0-2	.000	0-0	.000	2-2	1.000	5	3	8	3.6	2	1	2	1	0	2	4.3	
UTAH STATE	01/26/19	*	14	0-0	.000	0-0	.000	0-0	.000	2	1	3	3.6	2	2	1	1	0	0	4.1	
at Fresno State	02/02/19		4	0-2	.000	0-0	.000	0-0	.000	0	0	0	3.4	1	0	0	0	0	0	3.9	
SAN DIEGO ST.	02/05/19		6	1-1	1.000	0-0	.000	0-1	.000	1	0	1	3.3	0	0	0	0	1	2	3.8	
at Nevada	02/09/19		15	0-0	.000	0-0	.000	0-0	.000	1	2	3	3.3	4	0	0	0	0	0	3.6	
SAN JOSE ST.	02/13/19		16	0-3	.000	0-0	.000	2-2	1.000	1	6	7	3.5	4	1	0	3	0	2	3.5	
FRESNO STATE	02/16/19		4	0-0	.000	0-0	.000	0-0	.000	0	0	0	3.3	0	0	0	0	0	0	3.4	
at Utah State	02/20/19		8	1-1	1.000	0-0	.000	0-0	.000	1	0	1	3.2	1	0	0	0	0	2	3.3	
at San Jose St.	02/26/19		9	0-1	.000	0-0	.000	0-0	.000	2	1	3	3.2	1	0	1	1	0	0	3.2	
BOISE ST.	03/06/19		9	1-1	1.000	0-0	.000	0-0	.000	0	0	0	3.1	2	0	0	0	0	2	3.2	
at Wyoming	03/09/19		5	0-0	.000	0-0	.000	0-0	.000	0	0	0	3.0	0	0	0	0	0	0	3.1	
vs Wyoming	03/13/19		13	1-1	1.000	0-0	.000	1-1	1.000	1	2	3	3.0	2	0	0	0	0	3	3.1	
Totals			11	416	32-67	.478	0-0	.000	28-51	.549	38	52	90	3.0	55	13	16	19	10	92	3.1

**SEASON HIGHS**

Points: 10 vs UTEP (11-24-18)  
 FG: 4 (3x) Last time vs Saint Mary's (12-7-18)  
 FGA: 9 vs Saint Mary's (12-7-18)  
 3FG: N/A  
 3FGA: N/A  
 FT: 5 (2x) at NMSU (12-4-18)  
 FTA: 8 at NMSU (12-4-18)  
 Rebounds: 8 (2x) Last time at UNLV (1-22-19)  
 Assists: 3 vs Iona (11-13-18)  
 Blocks: 4 vs No. 5/6 Nevada (1-5-19)  
 Steals: 2 vs NMSU (11-17-18)  
 Minutes Played: 30 (2x) Last time vs NMSU (11-17-18)

**CAREER HIGHS AT UNM**

Points: 12 vs. Northern N.M. (11-11-17)  
 FG: 6 vs. Northern N.M. (11-11-17)  
 FGA: 9 vs Saint Mary's (12-7-18)  
 3FG: N/A  
 3FGA: N/A  
 FT: 5 (2x) at NMSU (12-4-18)  
 FTA: 8 at NMSU (12-4-18)  
 Rebounds: 8 (2x) Last time at UNLV (1-22-19)  
 Assists: 3 vs Iona (11-13-18)  
 Blocks: 4 vs No. 5/6 Nevada (1-5-19)  
 Steals: 2 vs NMSU (11-17-18)  
 Minutes Played: 30 (2x) Last time vs NMSU (11-17-18)

**CAREER STATISTICS**

Season	gp-gs	min/avg	Total		3-Point		F-Throws		Rebounds				Scoring							
			fg-fga	pct	fg-fga	pct	ft-fa	pct	off	def	tot	avg	pf	fo	ast	to	blk	stl	pts	avg
2017-18	31-13	441/14.2	37-61	.607	0-0	.000	22-46	.478	27	51	78	2.5	57	1	6	16	12	2	96	3.1
2018-19	30-11	416/13.9	32-67	.478	0-0	.000	28-51	.549	38	52	90	3.0	55	1	13	16	19	10	92	3.1
TOTAL	61-24	857/14.0	69-128	.539	0-0	.000	50-97	.515	65	103	168	2.8	112	2	19	32	31	12	188	3.1



**Drue Drinnon**  
 6'0" - Freshman - Guard  
 Smyrna, Ga. (Univ. School of Nova Southeastern)

**22**

**NOTEWORTHY :**

- First-Team All-State as a freshman and sophomore at Pebblebrook High (Ga.)
- Averaged scoring 24 points and 25 points/game as a freshman and sophomore
- Broke 1,000 career points within his first 10 games as a sophomore
- Helped his team to a Regional Champion title and elite eight appearance

**GAME-BY-GAME STATISTICS**

Opponent	Date	gs	min	Total		3-Pointers		Free throws		Rebounds				pf	a	t/o	blk	stl	pts	avg
				fg-fga	pct	3fg-fga	pct	ft-fa	pct	off	def	tot	avg							
at CSUN	11/6/18		dnp	-	-	-	-	-	-	-	-	-	-	-	-	-	-	-	-	-
IONA	11/13/18	2		0-0	.000	0-0	.000	0-0	.000	0	0	0	0.0	0	1	1	0	0	0	0.0
NM STATE	11/17/18	14		1-2	.500	0-1	.000	0-1	.000	0	0	0	0.0	4	4	0	0	1	2	1.0
UTEP	11/24/18	* 11		1-2	.500	0-0	.000	2-2	1.000	2	0	2	0.7	2	4	3	0	0	4	2.0
at Bradley	12-01-18	* 3		0-1	.000	0-1	.000	0-0	.000	0	0	0	0.5	0	0	0	0	0	0	1.5
at NM State	12/04/18	15		4-7	.571	3-4	.750	2-4	.500	0	1	1	0.6	4	1	1	0	1	13	3.8
vs Saint Mary's	12/07/18	* 27		1-6	.167	1-3	.333	1-2	.500	2	1	3	1.0	1	1	0	1	0	4	3.8
COLORADO	12/11/18	* 26		1-2	.500	0-1	.000	0-0	.000	0	1	1	1.0	2	6	2	0	2	2	3.6
CENTRAL ARK.	12/16/18	* 22		1-5	.200	1-3	.333	1-2	.500	1	3	4	1.4	1	7	2	0	2	4	3.6
NORTH TEXAS	12/18/18	* 11		0-2	.000	0-1	.000	3-4	.750	0	1	1	1.3	2	1	2	0	1	3	3.6
PENN	12/22/18	12		1-1	1.000	1-1	1.000	0-0	.000	1	0	1	1.3	1	2	1	1	0	3	3.5
at University of the Southw	12/30/18	22		3-5	.600	1-3	.333	0-0	.000	2	0	2	1.4	0	12	0	0	1	7	3.8
at Air Force	01/02/19	7		0-1	.000	0-1	.000	0-0	.000	0	1	1	1.3	2	1	0	0	0	0	3.5
NEVADA	01/05/19	3		0-0	.000	0-0	.000	0-0	.000	0	0	0	1.2	1	0	1	0	0	0	3.2
UNLV	01/08/19	7		2-2	1.000	0-0	.000	0-0	.000	0	0	0	1.1	0	0	0	0	0	4	3.3
at Colorado State	1/12/19	10		0-3	.000	0-1	.000	0-1	.000	0	0	0	1.1	2	1	1	0	0	0	3.1
at San Diego State	01-15-19	19		1-3	.333	0-1	.000	2-2	1.000	1	3	4	1.3	2	2	2	0	1	4	3.1
at Fresno State	02/02/19		dnp	-	-	-	-	-	-	-	-	-	-	-	-	-	-	-	-	-
SAN DIEGO ST.	02/05/19	17		3-3	1.000	0-0	.000	2-2	1.000	1	0	1	1.2	3	1	0	0	0	8	3.4
at Nevada	02/09/19	* 22		0-3	.000	0-2	.000	0-2	.000	1	1	2	1.3	1	1	4	0	1	0	3.2
SAN JOSE ST.	02/13/19	* 15		1-3	.333	0-1	.000	0-0	.000	0	0	0	1.2	0	2	0	0	0	2	3.2
FRESNO STATE	02/16/19	16		0-1	.000	0-0	.000	0-0	.000	1	2	3	1.3	2	2	0	0	0	0	3.0
at Utah State	02/20/19	14		1-1	1.000	0-0	.000	2-3	.667	0	1	1	1.3	1	1	3	0	0	4	3.0
at San Jose St.	02/26/19	6		0-1	.000	0-1	.000	0-2	.000	0	0	0	1.2	1	0	1	0	1	0	2.9
COLORADO STATE	03/02/19	14		0-2	.000	0-1	.000	1-2	.500	0	0	0	1.2	1	2	1	0	0	1	2.8
BOISE ST.	03/06/19	14		0-0	.000	0-0	.000	0-0	.000	0	0	0	1.1	1	4	0	0	0	0	2.7
at Wyoming	03/09/19	12		1-2	.500	1-2	.500	0-0	.000	0	0	0	1.1	2	2	0	0	0	3	2.7
vs Wyoming	03/13/19	17		1-3	.333	1-3	.333	0-0	.000	0	2	2	1.1	3	3	1	0	0	3	2.7
<b>Totals</b>		<b>8</b>	<b>358</b>	<b>23-61</b>	<b>.377</b>	<b>9-31</b>	<b>.290</b>	<b>16-29</b>	<b>.552</b>	<b>12</b>	<b>17</b>	<b>29</b>	<b>1.1</b>	<b>39</b>	<b>61</b>	<b>26</b>	<b>2</b>	<b>11</b>	<b>71</b>	<b>2.7</b>

**SEASON HIGHS**

**Points:** 13 at NMSU (12-4-18)  
**FG:** 4 at NMSU (12-4-18)  
**FGA:** 7 at NMSU (12-4-18)  
**3FG:** 3 at NMSU (12-4-18)  
**3FGA:** 4 at NMSU (12-4-18)  
**FT:** 3 vs North Texas (12-18-18)  
**FTA:** 4 (2x) vs North Texas (12-18-18)  
**Rebounds:** 4 (3x) Last time vs Utah State (1-26-19)  
**Assists:** 12 vs Southwest (12-30-18)  
**Blocks:** 1 (2x) Last time vs Penn (12-22-18)  
**Steals:** 2 (2x) Last time vs Central Arkansas (12-16-18)  
**Minutes Played:** 27 vs Saint Mary's (12-7-18)

**CAREER HIGHS AT UNM**

**Points:** 13 at NMSU (12-4-18)  
**FG:** 4 at NMSU (12-4-18)  
**FGA:** 7 at NMSU (12-4-18)  
**3FG:** 3 at NMSU (12-4-18)  
**3FGA:** 4 at NMSU (12-4-18)  
**FT:** 3 vs North Texas (12-18-18)  
**FTA:** 4 (2x) vs North Texas (12-18-18)  
**Rebounds:** 4 (3x) Last time vs Utah State (1-26-19)  
**Assists:** 12 vs Southwest (12-30-18)  
**Blocks:** 1 (2x) Last time vs Penn (12-22-18)  
**Steals:** 2 (2x) Last time vs Central Arkansas (12-16-18)  
**Minutes Played:** 27 vs Saint Mary's (12-7-18)

**CAREER STATISTICS**

Season	gp-gs	min/avg	Total		3-Point		F-Throws		Rebounds				Scoring							
			fg-fga	pct	fg-fga	pct	ft-fa	pct	off	def	tot	avg	pf	fo	ast	to	blk	stl	pts	avg
2018-19	26-8	358/13.8	23-61	.377	9-31	.290	16-29	.552	12	17	29	1.1	39	0	61	26	2	11	71	2.7
<b>TOTAL</b>	<b>26-8</b>	<b>358/13.8</b>	<b>23-61</b>	<b>.377</b>	<b>9-31</b>	<b>.290</b>	<b>16-29</b>	<b>.552</b>	<b>12</b>	<b>17</b>	<b>29</b>	<b>1.1</b>	<b>39</b>	<b>0</b>	<b>61</b>	<b>26</b>	<b>2</b>	<b>11</b>	<b>71</b>	<b>2.7</b>





**Anthony Mathis**  
 6'3" - Senior - Guard  
 West Linn, Ore. (West Linn HS)

**32**

**NOTEWORTHY :**

- Scored a career-high 25 points twice, both against Utah State (1-31-18 & 2-14-18) with a career-best six - then seven - 3-pointers, respectively.
- Finished 2016-17 ranked 4th in the nation in 3-point percentage (47.3%)
- Broke UNM record for most conference 3-pointers in a season with 66
- Part of back-to-back-to-back 6A Oregon state championships
- 6A Second Team All-State as a HS senior/First Team All-State as a junior

**GAME-BY-GAME STATISTICS**

Opponent	Date	qs	min	Total		3-Pointers		Free throws		Rebounds				pf	a	t/o	blk	stl	pts	avg	
				fg-fga	pct	3fg-fga	pct	ft-fa	pct	off	def	tot	avg								
at CSUN	11/6/18	*	25	4-8	.500	4-7	.571	0-0	.000	0	1	1	1.0	4	3	1	0	0	12	12.0	
IONA	11/13/18	*	24	5-10	.500	4-8	.500	0-0	.000	0	1	1	1.0	4	1	5	0	0	14	13.0	
NM STATE	11/17/18		20	6-7	.857	4-5	.800	6-6	1.000	1	1	2	1.3	4	3	2	0	2	22	16.0	
UTEP	11/24/18	*	31	5-7	.714	4-4	1.000	4-5	.800	0	1	1	1.3	4	1	3	0	2	18	16.5	
at Bradley	12-01-18		29	7-14	.500	7-14	.500	2-2	1.000	2	2	4	1.8	2	5	3	0	1	23	17.8	
at NM State	12/04/18		23	1-8	.125	1-5	.200	2-2	1.000	0	0	0	1.5	1	0	1	0	2	5	15.7	
vs Saint Mary's	12/07/18		24	2-11	.182	0-8	.000	0-0	.000	1	0	1	1.4	0	1	3	0	2	4	14.0	
COLORADO	12/11/18	*	34	7-11	.636	7-10	.700	2-3	.667	0	1	1	1.4	5	1	1	0	2	23	15.1	
CENTRAL ARK.	12/16/18	*	29	4-15	.267	4-15	.267	1-2	.500	0	4	4	1.7	1	1	0	0	0	13	14.9	
NORTH TEXAS	12/18/18		35	4-8	.500	1-5	.200	11-11	1.000	0	3	3	1.8	2	5	2	1	1	20	15.4	
PENN	12/22/18	*	34	4-13	.308	3-7	.429	2-2	1.000	0	5	5	2.1	3	4	3	1	1	13	15.2	
at University of the Southw	12/30/18	*	15	6-9	.667	6-9	.667	0-0	.000	0	1	1	2.0	1	1	1	0	0	18	15.4	
at Air Force	01/02/19	*	36	5-12	.417	3-9	.333	4-4	1.000	0	1	1	1.9	1	3	1	0	2	17	15.5	
NEVADA	01/05/19	*	35	7-19	.368	5-14	.357	8-10	.800	1	5	6	2.2	3	5	3	0	1	27	16.4	
UNLV	01/08/19	*	38	3-14	.214	2-10	.200	1-2	.500	2	1	3	2.3	2	4	5	0	0	9	15.9	
at Colorado State	1/12/19	*	32	5-8	.625	4-6	.667	2-2	1.000	1	2	3	2.3	4	1	3	1	0	16	15.9	
at San Diego State	01-15-19	*	33	6-11	.545	6-10	.600	3-4	.750	0	0	0	2.2	2	0	2	0	1	21	16.2	
WYOMING	01/19/19	*	30	3-9	.333	2-6	.333	4-4	1.000	0	8	8	2.5	1	4	5	0	2	12	15.9	
at UNLV	01/22/19	*	36	3-6	.500	2-5	.400	0-1	.000	1	1	2	2.5	2	0	3	0	1	8	15.5	
UTAH STATE	01/26/19		34	6-10	.600	4-7	.571	0-0	.000	0	2	2	2.5	1	0	3	0	0	16	15.6	
at Fresno State	02/02/19		30	6-13	.462	6-13	.462	1-1	1.000	0	0	0	2.3	5	1	2	1	2	19	15.7	
SAN DIEGO ST.	02/05/19		31	4-9	.444	3-8	.375	6-6	1.000	1	2	3	2.4	3	4	0	0	1	17	15.8	
at Nevada	02/09/19		21	2-8	.250	2-6	.333	0-0	.000	0	1	1	2.3	4	1	2	0	2	6	15.3	
SAN JOSE ST.	02/13/19		24	5-8	.625	4-6	.667	2-2	1.000	0	3	3	2.3	0	1	0	0	0	16	15.4	
FRESNO STATE	02/16/19		32	3-5	.600	3-5	.600	4-4	1.000	0	1	1	2.3	4	0	0	0	0	13	15.3	
at Utah State	02/20/19	*	38	7-12	.583	4-9	.444	2-3	.667	0	3	3	2.3	1	0	3	0	0	20	15.5	
at San Jose St.	02/26/19	*	33	1-14	.071	1-12	.083	2-2	1.000	0	0	0	2.2	2	2	0	1	2	5	15.1	
COLORADO STATE	03/02/19	*	33	4-9	.444	2-6	.333	6-6	1.000	1	0	1	2.2	2	4	1	0	0	16	15.1	
BOISE ST.	03/06/19	*	36	2-4	.500	2-4	.500	0-0	.000	0	1	1	2.1	2	3	1	0	0	6	14.8	
at Wyoming	03/09/19	*	35	2-8	.250	2-6	.333	6-7	.857	0	2	2	2.1	5	2	2	0	0	12	14.7	
vs Wyoming	03/13/19	*	39	1-13	.077	1-6	.167	3-4	.750	3	4	7	2.3	2	2	0	0	2	6	14.4	
Totals			20	949	130-313	.415	103-245	.420	84-95	.884	14	57	71	2.3	77	63	61	5	29	447	14.4

**SEASON HIGHS**

**Points:** 27 vs No. 5/6 Nevada (1-5-19)  
**FG:** 7 (4x) Last time at Utah State (2-20-19)  
**FGA:** 19 vs No. 5/6 Nevada (1-5-19)  
**3FG:** 7 (2x) Last time vs Colorado (12-11-18)  
**3FGA:** 15 vs Central Arkansas (12-16-18)  
**FT:** 11 vs North Texas (12-18-18)  
**FTA:** 11 vs North Texas (12-18-18)  
**Rebounds:** 8 vs Wyoming (1-19-19)  
**Assists:** 5 (3x) Last time vs No. 5/6 Nevada (1-5-19)  
**Blocks:** 1 (5x) Last time at San José State (2-26-19)  
**Steals:** 2 (11x) Last time vs Wyoming (3-13-19)  
**Minutes Played:** 39 vs Wyoming (3-13-19)

**CAREER HIGHS AT UNM**

**Points:** 27 vs No. 5/6 Nevada (1-5-19)  
**FG:** 8 (3x) Last time vs Fresno State (3-3-18)  
**FGA:** 19 vs No. 5/6 Nevada (1-5-19)  
**3FG:** 7 (3x) Last time vs Colorado (12-11-18)  
**3FGA:** 15 vs Central Arkansas (12-16-18)  
**FT:** 11 vs North Texas (12-18-18)  
**FTA:** 11 vs North Texas (12-18-18)  
**Rebounds:** 8 vs Wyoming (1-19-19)  
**Assists:** 5 (5x) Last time vs No. 5/6 Nevada (1-5-19)  
**Blocks:** 1 (9x) Last time at San José State (2-26-19)  
**Steals:** 4 vs Northern N.M. (11-11-17)  
**Minutes Played:** 39 vs Wyoming (3-13-19)

**CAREER STATISTICS**

Season	gp-gs	min/avg	fg-fga	pct	fg-fga	pct	ft-fa	pct	off	def	tot	avg	pf	fo	ast	to	blk	stl	pts	avg
2015-16	25-0	164/6.6	17-44	.386	12-34	.353	11-12	.917	2	11	13	0.5	25	0	9	12	0	7	57	2.3
2016-17	10-0	64/6.4	10-25	.400	6-19	.316	3-3	1.000	1	9	10	1.0	4	0	8	2	0	2	29	2.9
2017-18	34-11	760/22.4	134-271	.494	98-207	.473	67-78	.859	14	58	72	2.1	87	5	34	27	4	19	433	12.7
2018-19	31-20	949/30.6	130-313	.415	103-245	.420	84-95	.884	14	57	71	2.3	77	3	63	61	5	29	447	14.4
TOTAL	100-31	1937/19.4	291-653	.446	219-505	.434	165-188	.878	31	135	166	1.7	193	8	114	102	9	57	966	9.7



# Jordan Arroyo

6'7" - Freshman - Forward

# 33

Albuquerque, N.M. (Atrisco Heritage Academy)

### NOTEWORTHY :

- Helped lead Atrisco Heritage to the 6A State Championship in 2018
- First Team All-State, First Team All-Metro and First Team All-District
- New Mexico State Tournament MVP
- All-Metro Defensive Player of the Year
- Shot 63 percent from the floor with 13 double-doubles on the season
- National Hispanic Scholar, Four-Year Honor Roll recipient and academic letterman

## GAME-BY-GAME STATISTICS

Opponent	Date	gs	min	Total		3-Pointers		Free throws		Rebounds				pf	a	t/o	blk	stl	pts	avg
				fg-fga	pct	3fg-fga	pct	ft-fta	pct	off	def	tot	avg							
at CSUN	11/6/18		8	0-0	.000	0-0	.000	2-2	1.000	0	2	2	2.0	0	0	1	0	0	2	2.0
IONA	11/13/18		5	0-0	.000	0-0	.000	0-0	.000	0	0	0	1.0	0	0	0	0	0	0	1.0
NM STATE	11/17/18		6	1-1	1.000	0-0	.000	0-1	.000	1	0	1	1.0	1	0	1	0	0	2	1.3
UTEP	11/24/18	*	10	1-2	.500	0-0	.000	0-0	.000	0	0	0	0.8	1	0	0	1	0	2	1.5
at Bradley	12-01-18	*	4	0-0	.000	0-0	.000	0-0	.000	0	0	0	0.6	0	0	0	0	0	0	1.2
at NM State	12/04/18		12	1-1	1.000	0-0	.000	0-4	.000	2	3	5	1.3	3	0	0	1	1	2	1.3
vs Saint Mary's	12/07/18		10	1-2	.500	0-0	.000	0-0	.000	2	0	2	1.4	0	0	0	0	0	2	1.4
at University of the Southw	12/30/18		6	3-3	1.000	0-0	.000	0-0	.000	0	1	1	1.4	1	0	0	0	0	6	2.0
at Air Force	01/02/19		dnp	-	-	-	-	-	-	-	-	-	-	-	-	-	-	-	-	-
at Colorado State	1/12/19		dnp	-	-	-	-	-	-	-	-	-	-	-	-	-	-	-	-	-
at San Diego State	01-15-19		1	0-0	.000	0-0	.000	0-0	.000	0	0	0	1.2	0	0	0	0	0	0	1.8
WYOMING	01/19/19		3	0-0	.000	0-0	.000	0-0	.000	1	0	1	1.2	1	0	0	1	1	0	1.6
at Fresno State	02/02/19		dnp	-	-	-	-	-	-	-	-	-	-	-	-	-	-	-	-	-
SAN JOSE ST.	02/13/19		3	0-0	.000	0-0	.000	1-2	.500	1	0	1	1.2	0	0	0	0	0	1	1.5
at Utah State	02/20/19		dnp	-	-	-	-	-	-	-	-	-	-	-	-	-	-	-	-	-
COLORADO STATE	03/02/19		3	0-0	.000	0-0	.000	0-0	.000	0	0	0	1.1	1	0	0	0	0	0	1.4
at Wyoming	03/09/19		dnp	-	-	-	-	-	-	-	-	-	-	-	-	-	-	-	-	-
vs Wyoming	03/13/19		dnp	-	-	-	-	-	-	-	-	-	-	-	-	-	-	-	-	-
<b>Totals</b>		<b>2</b>	<b>71</b>	<b>7-9</b>	<b>.778</b>	<b>0-0</b>	<b>.000</b>	<b>3-9</b>	<b>.333</b>	<b>7</b>	<b>6</b>	<b>13</b>	<b>1.1</b>	<b>8</b>	<b>0</b>	<b>2</b>	<b>3</b>	<b>2</b>	<b>17</b>	<b>1.4</b>

## SEASON HIGHS

**Points:** 6 vs Southwest (12-30-18)  
**FG:** 3 vs Southwest (12-30-18)  
**FGA:** 3 vs Southwest (12-30-18)  
**3FG:** N/A  
**3FGA:** N/A  
**FT:** 2 at CSUN (11-6-18)  
**FTA:** 4 at NMSU (12-4-18)  
**Rebounds:** 5 at NMSU (12-4-18)  
**Assists:** N/A  
**Blocks:** 1 (3x) Last time vs Wyoming (1-19-19)  
**Steals:** 1 (2x) Last time vs Wyoming (1-19-19)  
**Minutes Played:** 12 at NMSU (12-4-18)

## CAREER HIGHS AT UNM

**Points:** 6 vs Southwest (12-30-18)  
**FG:** 3 vs Southwest (12-30-18)  
**FGA:** 3 vs Southwest (12-30-18)  
**3FG:** N/A  
**3FGA:** N/A  
**FT:** 2 at CSUN (11-6-18)  
**FTA:** 4 at NMSU (12-4-18)  
**Rebounds:** 5 at NMSU (12-4-18)  
**Assists:** N/A  
**Blocks:** 1 (3x) Last time vs Wyoming (1-19-19)  
**Steals:** 1 (2x) Last time vs Wyoming (1-19-19)  
**Minutes Played:** 12 at NMSU (12-4-18)

## CAREER STATISTICS

Season	gp-gs	min/avg	Total		3-Point		F-Throws		Rebounds				Scoring							
			fg-fga	pct	fg-fga	pct	ft-fta	pct	off	def	tot	avg	pf	fo	ast	to	blk	stl	pts	avg
2018-19	12-2	71/5.9	7-9	.778	0-0	.000	3-9	.333	7	6	13	1.1	8	0	0	2	3	2	17	1.4
<b>TOTAL</b>	<b>12-2</b>	<b>71/5.9</b>	<b>7-9</b>	<b>.778</b>	<b>0-0</b>	<b>.000</b>	<b>3-9</b>	<b>.333</b>	<b>7</b>	<b>6</b>	<b>13</b>	<b>1.1</b>	<b>8</b>	<b>0</b>	<b>0</b>	<b>2</b>	<b>3</b>	<b>2</b>	<b>17</b>	<b>1.4</b>



**Carlton Bragg**  
 6'10" - Redshirt-Junior - Forward  
 Cleveland, Ohio (Kansas/Arizona State)

**35**

**NOTEWORTHY :**

- Competed for two seasons at Kansas before transferring to Arizona State
- Saw action in a total of 69 games while at Kansas
- Averaged 13.8 minutes, 5.2 points and 4.1 rebounds per game as a sophomore
- Scored a season-high 12 points as a freshman in the Big 12 Quarterfinals in 2016
- 2015 McDonald's High School All-American

**GAME-BY-GAME STATISTICS**

Opponent	Date	qs	min	Total		3-Pointers		Free throws		Rebounds				pts	avg					
				fg-fga	pct	3fg-fga	pct	ft-fga	pct	off	def	tot	avg							
at CSUN	11/6/18		dnp	-	-	-	-	-	-	-	-	-	-	-	-					
at Bradley	12-01-18		dnp	-	-	-	-	-	-	-	-	-	-	-	-					
CENTRAL ARK.	12/16/18	23	7-12	.583	0-1	.000	2-3	.667	2	5	7	7.0	1	0	1	0	1	16	16.0	
NORTH TEXAS	12/18/18	27	1-6	.167	0-1	.000	4-4	1.000	0	7	7	7.0	3	0	1	0	3	6	11.0	
PENN	12/22/18	* 27	6-9	.667	0-1	.000	1-3	.333	1	6	7	7.0	4	0	2	0	2	13	11.7	
at University of the Southw	12/30/18	* 20	5-10	.500	0-0	.000	2-2	1.000	3	4	7	7.0	2	0	3	2	0	12	11.8	
at Air Force	01/02/19	* 17	2-4	.500	0-0	.000	1-3	.333	3	6	9	7.4	4	1	2	2	1	5	10.4	
NEVADA	01/05/19	* 32	4-7	.571	0-0	.000	1-2	.500	4	8	12	8.2	3	2	1	2	0	9	10.2	
UNLV	01/08/19	* 21	5-10	.500	0-1	.000	2-2	1.000	2	5	7	8.0	2	0	2	0	1	12	10.4	
at Colorado State	1/12/19	* 25	2-4	.500	0-0	.000	1-3	.333	0	6	6	7.8	3	0	0	1	0	5	9.8	
at San Diego State	01-15-19	* 17	4-8	.500	0-0	.000	4-4	1.000	1	3	4	7.3	3	2	2	2	0	12	10.0	
WYOMING	01/19/19	* 24	7-9	.778	0-0	.000	2-2	1.000	1	4	5	7.1	1	0	0	3	2	16	10.6	
at UNLV	01/22/19	* 28	5-10	.500	0-0	.000	2-4	.500	5	7	12	7.5	4	2	2	1	1	12	10.7	
UTAH STATE	01/26/19	* 28	6-13	.462	0-0	.000	6-7	.857	2	4	6	7.4	0	0	2	2	0	18	11.3	
at Fresno State	02/02/19	* 22	2-7	.286	0-2	.000	3-7	.429	3	12	15	8.0	3	0	0	2	1	7	11.0	
SAN DIEGO ST.	02/05/19	* 26	2-4	.500	0-0	.000	4-5	.800	2	9	11	8.2	3	1	2	1	2	8	10.8	
at Nevada	02/09/19	* 19	4-10	.400	0-0	.000	5-6	.833	3	5	8	8.2	4	1	3	0	1	13	10.9	
SAN JOSE ST.	02/13/19	* 23	1-5	.200	0-0	.000	5-6	.833	0	5	5	8.0	0	0	0	1	0	7	10.7	
FRESNO STATE	02/16/19	24	1-6	.167	0-0	.000	5-8	.625	3	7	10	8.1	2	2	2	2	0	7	10.5	
at Utah State	02/20/19	* 29	0-0	.000	0-0	.000	2-2	1.000	0	7	7	8.1	5	0	2	2	0	2	10.0	
at San Jose St.	02/26/19	* 31	7-13	.538	0-0	.000	3-7	.429	10	6	16	8.5	5	1	3	2	1	17	10.4	
COLORADO STATE	03/02/19	* 24	4-7	.571	0-0	.000	1-5	.200	4	10	14	8.8	4	0	3	1	3	9	10.3	
BOISE ST.	03/06/19	* 25	3-5	.600	0-0	.000	5-9	.556	2	7	9	8.8	3	1	1	3	0	11	10.3	
at Wyoming	03/09/19	* 31	9-16	.563	0-0	.000	4-5	.800	7	13	20	9.3	4	1	0	0	3	22	10.9	
vs Wyoming	03/13/19	* 18	3-7	.429	0-0	.000	4-8	.500	1	6	7	9.2	4	0	1	0	0	10	10.8	
Totals		20	561	90-182	.495	0-6	.000	69-107	.645	59	152	211	9.2	67	14	35	29	22	249	10.8

**SEASON HIGHS**

**Points:** 22 at Wyoming (3-9-19)  
**FG:** 9 at Wyoming (3-9-19)  
**FGA:** 16 at Wyoming (3-9-19)  
**3FG:** 0  
**3FGA:** 2 at Fresno State (2-2-19)  
**FT:** 6 vs Utah State (1-26-19)  
**FTA:** 9 vs Boise State (3-6-19)  
**Rebounds:** 20 at Wyoming (3-9-19)  
**Assists:** 2 (4x) Last time vs Fresno State (2-17-19)  
**Blocks:** 3 (2x) Last time vs Boise State (3-6-19)  
**Steals:** 3 (3x) Last time at Wyoming (3-9-19)  
**Minutes Played:** 32 vs No. 5/6 Nevada (1-5-19)

**CAREER HIGHS AT UNM**

**Points:** 22 at Wyoming (3-9-19)  
**FG:** 9 at Wyoming (3-9-19)  
**FGA:** 16 at Wyoming (3-9-19)  
**3FG:** 0  
**3FGA:** 2 at Fresno State (2-2-19)  
**FT:** 6 vs Utah State (1-26-19)  
**FTA:** 9 vs Boise State (3-6-19)  
**Rebounds:** 20 at Wyoming (3-9-19)  
**Assists:** 2 (4x) Last time vs Fresno State (2-17-19)  
**Blocks:** 3 (2x) Last time vs Boise State (3-6-19)  
**Steals:** 3 (3x) Last time at Wyoming (3-9-19)  
**Minutes Played:** 32 vs No. 5/6 Nevada (1-5-19)

**CAREER STATISTICS**

Season	gp-gs	min/avg	Total		3-Point		F-Throws		Rebounds				Scoring							
			fg-fga	pct	fg-fga	pct	ft-fga	pct	off	def	tot	avg	pf	fo	ast	to	blk	stl	pts	avg
2018-19	23-20	561/24.4	90-182	.495	0-6	.000	69-107	.645	59	152	211	9.2	67	2	14	35	29	22	249	10.8
TOTAL	23-20	561/24.4	90-182	.495	0-6	.000	69-107	.645	59	152	211	9.2	67	2	14	35	29	22	249	10.8

# 2018-19 BOX SCORES AND RECAPS

## Game 1 - New Mexico 87, CSUN 84 Nov. 6, 2018 | The Matadome

### Lobos Win Opener on Mathis 3-Point Buzzer-Beater

**NORTHRIDGE, Calif.** --- Senior Anthony Mathis of The University of New Mexico men's basketball team hit a buzzer-beating three to lift the Lobos over the CSUN Matadors on Tuesday night, officially opening the 2018-19 season with an exciting 87-84 victory. Four Lobos scored in double figures on the night that saw UNM's new squad shoot 50.9 percent from the floor and 42.3 percent from 3-point range.

The Lobos (1-0) and the Matadors (0-1) battled throughout 40 minutes with 13 lead changes and six ties.

Despite a shaky start full of first-game-of-the-season-nerves, UNM outshot CSUN in every category including from the floor (51.9 - 45.8 percent) from behind the arc (42.3 - 35.0 percent) and from the free throw line (75.9 - 52.4 percent).

In his first game as a Lobo, junior Corey Manigault led the squad on the night with 16 points going 4-for-6 from the floor and 8-for-9 from the charity stripe. Senior Dane Kuiper and sophomore Makuach Maluach followed with 15 points apiece. Kuiper went 5-for-5 from behind the arc, 5-for-8 from the floor and Maluach was 5-for-9 from the floor with a three and four free throws.

Mathis was the fourth player to score in double figures, registering 12 points with a 4-for-7 performance from 3-point range.

CSUN freshman Lamine Diane led all players on the night with 34 points going 15-for-28 from the field. Diane scored 30 and 23 points in CSUN's exhibition matchups.

"Ball control was clearly an issue for us tonight," head coach Paul Weir said. "Our size was almost a problem tonight (because CSUN was so quick), but you've got to tip your hat to CSUN, they played their hearts out. Diane is a tremendous player, puts a lot of pressure on defenses, particularly on the glass, and they were able to go out and show that tonight."

The Lobos opened Tuesday night's contest with a 2:54 drought before sophomore Vladimir Pinchuk registered UNM's first points on a pair of free throws with 17:06 on the clock to make it 6-2 CSUN. A minute later, Manigault shot a pair of free throws to make it 6-4 but the Lobos did not score from the floor until 5:08 into the game when Kuiper hit a jumper to make it 8-6 Matadors.

Kuiper's jumper was followed by a three-pointer just 32 seconds later to spark a Lobo 10-0 run over 2:57, putting UNM on top 16-10.

Both teams continued to respond and with CSUN leading by one at the conclusion of the half, a foul was called at the buzzer that sent Maluach to the line. He hit the shot and tied it 42-42 heading into the locker room.

Over the first half, UNM was out-rebounded 21-15.

Once again it was Kuiper in the second half to give the Lobo offense life as he came out of the locker room with the first six points for UNM on a pair of three split by a jumper by Diane, 48-44.

The fifth tie of the game occurred at the 4:07 mark when redshirt-sophomore Vance Jackson hit a free throw to tie it up 77-77. The Lobos built a four-point lead, 84-80 before a layup by CSUN's Cameron Gottfried made it 84-82 with just 30 seconds left on the clock.

The Lobos attempted to keep the ball and run down the clock but a UNM turnover allowed the Matadors to have one more possession that ended in another jumper by Diane to make it 84-84 with 6.1 seconds left.

The Lobos gained possession with the clock winding down and took about 4.5 seconds to cross half-court. Mathis looked up, saw the clock and took a long three from the right wing and sunk it for the win, 87-84.

On the night, CSUN dominated in the paint, 44-24 and registered 25 points off of turnovers compared to 22 for UNM. CSUN also tallied 13 second-chance points to just four for the Lobos and 12 on the fast break.

The Lobos are set to return to action on Saturday, Nov. 10 when they take on Northern New Mexico in exhibition competition as part of the second-annual New Mexico Classic tournament hosted by UNM.

## Game 2 - New Mexico 90, Iona 83 Nov. 13, 2018 | Dreamstyle Arena - The Pit

### Lobos Open 2-0 With 90-83 Win over Iona

**ALBUQUERQUE, N.M.** --- Two Lobos racked up double-doubles on Tuesday night as The University of New Mexico men's basketball team earned a 90-83 win over the visiting Iona Gaels to start the 2018-19 season 2-0. Junior Corey Manigault and redshirt-sophomore Vance Jackson led the Lobos with 20 and 18 points, respectively while collecting 10 and 12 boards apiece.

The victory marks the 16th straight season in which the Lobos came away with the win in their home opener.

After a slow start offensively, seniors Anthony Mathis and Dane Kuiper closed the game, combining for the thrilling final 10 points, including a pair of fast-break layups, to keep the Lobos on top throughout the final three minutes.

"The depth that we have, the way we spread our minutes and the style that we play allowed us to break away at the end and get a big win," head coach Paul Weir said. "It was a good basketball team that we beat, and we have come a long way in the last 12 months. We have not arrived and we have a lot of work to do the next few days in order to continue to get better, but just to get a win against a good basketball team early in the year shows our progression as a program."

The Lobos held the lead for 24:35 of the game that had nine lead changes and five ties. On the night, UNM outshot Iona from the floor 50.9 - 40.0 percent and 40.0 - 34.6 percent from behind the arc. Five Lobos scored in double figures including Manigault (20), Jackson (18), Mathis (14), redshirt-sophomore Keith McGee (13) and sophomore Vladimir Pinchuk (10).

Pinchuk's 10 points went along with seven rebounds, one steal, three assists and two blocks in a new career-high 30 minutes.

With just 7:05 left in the game and the Lobos down by one, 72-71, Manigault poked the ball out of the hands of Iona's Isaiah Still, raced to the other end of the court unguarded and slammed a crowd-pleasing dunk to put the Lobos back on top for the final time, 73-72.

When the Gaels reduced the Lobo lead back to one, 75-74, sophomore Makuach Maluach sunk a dagger of a three at 5:28 that put the Lobos back up by four, 78-74. Iona was able to take a five-point lead to just two, 80-78, at the 2:59 mark on a Still three before Mathis nailed his fourth 3-pointer of the night to put the Lobos back up by five, 83-78, and spark a Lobo offensive surge through the final minutes.

The Gaels would get no closer than three as Kuiper drilled his lone three of the night - a big one - with 1:52 left, 86-80, followed by a pair of fast-break layups from Mathis and Kuiper to keep the crowd of over 10,000 fans roaring through the end.

The Lobos forced 15 turnovers and posted five blocks, including two from Pinchuk. UNM also collected 19 assists to just 15 for Iona.

UNM went down by as much as five points in the back-and-forth first half that featured a 10-0 Iona run at the 13:43 mark. UNM battled back and responded with a 11-0 run with just 5:30 left in the first half to head into the locker room tied 39-39.

The Lobos came out of the halftime break with the first six points to take a commanding 45-39 lead before Iona whittled it back down to one with 16:20 on the clock.

Overall the teams finished relatively even in points off of turnovers (15-14 UNM), points in the paint (28 apiece), second-chance points (13-12 UNM), fast-break points (31-29 Iona) and bench points (29-20 UNM).

The Lobos return to action on Saturday, November 17 when they take on in-state rival New Mexico State for a 4 p.m. clash in Dreamstyle Arena - The Pit. The game will be the Lobos' Nike TV contest featuring the highly-anticipated turquoise uniforms and will be televised on AT&T SportsNet.

## Game 3 - New Mexico 94, NM State 98 Nov. 17, 2018 | Dreamstyle Arena - The Pit

### Late Comeback Falls Short, Three score 20+ Points

**ALBUQUERQUE, N.M.** --- After falling behind by as much as 19 points with just 9:08 left to play, The University of New Mexico men's basketball team put on an impressive show in a comeback attempt that saw the Lobos rack up a 13-0 second-half run in front of over 14,000 fans inside Dreamstyle Arena - The Pit. The run fell short however, as NM eventually suffered a four-point loss, 98-94, to the Aggies in the Rio Grande Rivalry matchup.

A trio of Lobos racked up 20 points or more including redshirt-sophomore Vance Jackson (27), senior Anthony Mathis (22) and junior Corey Manigault (20). The game marks Manigault's second straight in which he has netted 20 points. The fourth Lobo to score in double figures was senior Dane Kuiper, who posted 10.

Jackson added a team-high six rebounds to his 27 points and drew nine fouls on the night. He was also one of six Lobos to accumulate four or more fouls.

The Lobos outshot NMSU in every category including 59.6 - 56.6 percent from the field, 55.0 - 52.2 percent from behind the arc and 70.0 - 66.7 percent from the foul line, but the Aggies' redshirt-junior AJ Harris went an unstopable 9-for-11 from the field, 6-for-6 from 3-point range and 7-for-10 from the free throw line to total 31 points, leading NMSU to victory. NMSU also knocked in 26 free throws compared to 21 for UNM, accounting for the four-point differential.

"First, thank you so much to all of the fans that came out today," head coach Paul Weir said in a press conference. "It was an exceptional sign of how far I think we've grown and where our program is hopefully headed. Unfortunately, the result is not what we wanted. It's incredibly disappointing, and inevitably that falls on me."

The teams remained within three points over the first five minutes until the Lobos began to pull ahead on a Mathis three and a jumper by sophomore Vladimir Pinchuk, making the score 13-5 for an eight-point lead, the most for UNM of the day.

The Aggies closed the gap and claimed a one-point advantage, 14-13, with 9:46 left in the first half and extended it to six at the break, 44-38. It was the first time the Lobos have been down at the half so far this season as UNM has tied its opponents heading into the break in both of its first two regular-season games.

Mathis cut the six-point deficit to three within the first 12 seconds of the second half (44-41) to set the tone, but NMSU took off on a 16-3 run over the ensuing 4:34 to get back out to a commanding 16-point lead, 60-44.

It was then that Manigault took the game into his own hands, scoring the next 10 points for the Lobos on three field goals and four free throws. Manigault scored eight points in 56 seconds including a 5-0 run to reduce the deficit to 11, 49-60, before he was substituted at the 13:02 mark with NMSU leading by 13, 65-52.

Manigault was off the floor for 1:42 during which the Lobos endured a scoring drought and allowed the Aggies to pull back ahead by 19. Manigault returned and hit a jumper at the 10:36 mark to cut it back to 17 as UNM continued to battle.

With the Aggies up by 19 for the third time in the contest, the Lobos erupted for a 16-5 run over 3:15 to cut the score back to single digits, 80-72, with 5:12 on the clock. After suffering another barrage of Aggie points, UNM cut another 14-point deficit down to eight over 1:15 on a pair of freebies by Mathis and Jackson as well as a pair of Mathis free throws with 1:10 left, 92-84.

The score was 96-89 with just 34 seconds left on the clock and the game looked over until Jackson hit a huge three to make it a four-point game followed by a Weir timeout.

Mathis notched a layup out of the timeout to make it a two-point game with seven seconds left but with little time left on the clock, the Lobos were forced to play the foul game, allowing for a pair of free throws from NMSU for the 98-94 final.

The Lobos caught 14 turnovers, committing 15, and collected eight steals to six for NMSU. The Aggies capitalized on turnovers for 23 points compared to 18 for UNM while the Lobos outscored NMSU 32-30 in the paint.

UNM has a week to recuperate before returning to action on Saturday, Nov. 24 when it hosts UTEP at 5:30 p.m. on the Mountain West Network.

## Game #1

### New Mexico 87 • 1-0

#	Player	Total		3-Pr		Rebounds		PF	TP	A	TO	Blk	Stl	Min	
		FG	FGA	FG	FGA	FT	FTA								Off
01	MANIGAULT, Corey	4	6	1	4	0	5	3	16	1	4	1	0	22	
02	RICKNEY, Vance	2	6	2	4	1	7	8	2	7	1	5	0	23	
10	MALUACH, Makuach	5	9	1	4	0	2	2	15	1	2	0	0	27	
15	PINCHUK, Vladimir	2	4	0	0	3	2	5	9	0	0	0	0	29	
32	MATHIS, Anthony	4	7	0	0	1	4	12	3	1	0	0	0	25	
03	MC GEE, Keith	3	4	1	1	0	2	2	1	7	0	2	0	19	
04	PERCY, Tavian	0	0	0	0	0	0	1	0	1	0	0	0	2	
14	KUIPER, Dane	5	8	3	5	0	4	0	15	1	1	0	0	26	
25	EZZEDDINE, Karim	2	7	0	4	0	3	5	4	1	4	3	1	19	
33	ARROYO, Jordan	0	0	0	0	2	2	0	2	0	1	0	0	8	
32	Orr, Blair	0	0	0	0	1	0	1	1	0	0	0	0	1	
	Team					6	30	26	21	87	9	20	4	200	
	Totals	27	52	11	26	22	29	6	30	21	87	9	20	4	200

FG % 1st Half:	12-24	50.0%	2nd half:	15-28	53.6%	Game:	27-52	51.9%	Double/double	0
3FG % 1st Half:	5-12	41.7%	2nd half:	6-14	42.9%	Game:	11-26	42.3%	Rebounds	1
FT % 1st Half:	13-17	76.5%	2nd half:	9-12	75.0%	Game:	22-29	75.9%		

### CSUN 84 • 0-1

#	Player	Total		3-Pr		Rebounds		PF	TP	A	TO	Blk	Stl	Min	
		FG	FGA	FG	FGA	FT	FTA								Off
02	Harkless, Elijah	1	4	0	3	0	6	4	5	6	4	0	0	28	
03	Gomez, Terrell	8	19	4	12	1	1	0	0	1	21	3	3	0	38
15	Gottfried, Cameron	2	4	0	1	0	3	6	4	4	2	1	0	20	
30	Ou, Michael	3	5	0	0	0	1	2	3	6	0	0	0	19	
35	Diane, Lamine	15	28	0	4	0	3	4	2	1	1	1	0	31	
10	Brown II, Darius	2	5	0	2	0	4	6	1	1	0	0	0	15	
12	Sokoli, Alex	1	5	1	4	0	2	2	3	5	1	1	0	19	
23	Ochieng, Teddy	0	0	0	0	0	2	1	3	0	1	0	0	8	
25	Pearce, Jared	1	1	0	1	4	1	4	3	3	1	0	0	11	
42	Orr, Blair	0	1	0	0	1	0	1	1	0	0	0	0	1	
	Team					5	3	8							
	Totals	33	72	7	20	11	21	16	25	41	27	84	18	14	113

FG % 1st Half:	17-36	47.2%	2nd half:	16-36	44.4%	Game:	33-72	45.8%	Double/double	0
3FG % 1st Half:	7-12	58.3%	2nd half:	0-8	0.0%	Game:	7-20	35.0%	Rebounds	3
FT % 1st Half:	1-4	25.0%	2nd half:	10-17	58.8%	Game:	11-21	52.4%		

Officials: Robert Lehigh, Jeff Wooten, Brady Chellette  
Technical fouls: New Mexico-None. CSUN-None.  
Attendance: 1551

Score by periods	1st	2nd	Total
New Mexico	43	45	87
CSUN	42	42	84

## Game #2

### Iona 83 • 1-1

#	Player	Total		3-Pr		Rebounds		PF	TP	A	TO	Blk	Stl	Min		
		FG	FGA	FG	FGA	FT	FTA								Off	Def
15	PINCHUK, Vladimir	4	4	0	0	2	2	5	7	2	10	3	4	2	30	
00	Tajuan Agee	0	1	0	1	2	2	2	4	5	2	0	1	1	13	
00	Rickey McGill	2	7	0	2	7	8	0	4	4	4	1	8	4	0	36
00	Isaiah Still	5	15	2	7	3	5	8	4	15	1	3	1	5	30	
02	E.J. Crawford	3	7	0	0	10	14	1	2	3	3	16	1	2	0	30
03	Asante Gist	6	13	3	8	4	6	0	3	3	4	19	3	2	0	30
05	Ben Perez	4	9	4	6	0	0	0	0	0	3	12	1	0	0	24
10	Andrija Ristanovic	0	0	0	0	0	0	0	2	2	2	0	0	0	9	
13	Jahmathan Maxwell	3	5	2	4	0	0	1	1	3	6	1	0	0	3	15
32	Payton Hudson	0	0	0	0	0	0	0	0	0	0	0	0	1	0	
44	Nikasa Nikolic	1	3	0	0	0	3	0	3	1	2	0	0	1	11	
	Team					2	4	0								
	Totals	24	60	9	26	26	36	11	23	34	29	83	15	1	121	

FG % 1st Half:	12-29	41.4%	2nd half:	15-31	38.7%	Game:	24-60	40.0%	Double/double	0
3FG % 1st Half:	5-13	38.5%	2nd half:	4-13	30.8%	Game:	9-26	34.6%	Rebounds	2
FT % 1st Half:	10-15	66.7%	2nd half:	16-21	76.2%	Game:	26-36	72.2%		

### New Mexico 90 • 2-0

#	Player	Total		3-Pr	
---	--------	-------	--	------	--



## Game 4 - New Mexico 84, UTEP 78

Nov. 24, 2018 | Dreamstyle Arena - The Pit

### Lobos Move to 3-1 with 84-78 Win Over UTEP

**ALBUQUERQUE, N.M.** --- Over 11,000 Lobo fans got another close one to watch on Saturday night as The University of New Mexico men's basketball team pulled off an 84-78 victory over the visiting UTEP Miners inside Dreamstyle Arena - The Pit. Senior Anthony Mathis led UNM with 18 points while racking up four 3-pointers for the fourth straight game.

Mathis entered the matchup ranked 15th in the nation in 3-pointers per game at 4.0. The game also marked the fourth straight in which the Lobos (3-1) have had at least four players score in double figures. Mathis led the pack and was followed by sophomore Makuach Maluach (13), redshirt-sophomore Vance Jackson (12) and sophomore Vladimir Pinchuk (10).

"Great game on a lot of levels. Obviously to get over the disappointment of our last home game, but to get a crowd like that today, meant a lot," head coach Paul Weir said. "It meant a lot to me personally and it meant a lot to our guys. Quite honestly, I prefaced them all week that we might have lost some fans with what we did last weekend. To have our fans respond like that, it's just a blessing to be a Lobo."

Weir registered his 50th career win with Saturday night's victory over UTEP, his 22nd as a Lobo.

UNM held the Miners (2-3) to just seven points over the first 7:04 but offensively started just as slow. The Lobos failed to register a single point until a Jackson three at the 12:23 mark, meaning UNM fans stood for 7:37 in anticipation of a Lobo point.

"I'd be lying if I said I loved where we are at, but we're winning and this was a game a year ago that quite frankly we would have lost. So, there is growth in that regard and hopefully we'll be able to grow here as the season progresses," Weir said.

For the fourth straight game, Jackson led UNM in rebounds with five, tied with Pinchuk, while Jackson and freshman Drue Drinnon each posted four assists. Drinnon's team-high four assists came in just 11 minutes on the court. Last game he racked up a team-best four assists in 14.

Following Jackson's first Lobo bucket, UNM went scoreless for another 3:11 while UTEP got to its biggest lead of the game, 11 points (14-3), with 9:27 left in the first half. The teams went back-and-forth but the Lobos entered the locker room down five after a Drinnon layup with 36 seconds left, 34-29.

At the end of the first frame, the best shooting team in the Mountain West (54.1 percent) was shooting just 23.3 percent from the field (7-30), but still firing 42.9 percent from behind the arc (3-7). The first half also saw both teams combine for 25 fouls including a trio of technicals (one was a double).

UNM opened the second half on a 9-5 scoring advantage capped by Maluach's third 3-pointer of the night to cut the UTEP lead to two, 40-38, at the 16:56 mark. The Miners again extended their lead to seven before the Lobos cut it back to two and ultimately took the lead.

Down by four, 53-49, with 12:36 left to play, Mathis drilled back-to-back threes within 21 seconds, his first and second of the game, to close the UTEP lead to one, 53-52, and then take the lead 55-53. The teams would tie it twice before the end of 40 minutes, but the Lobos did not trail again.

Mathis' three was part of a 14-4 run that ended with a Jackson free throw and a four-point Lobo advantage, 57-53. During the 4:05 span, UNM went 4-for-5 from the floor including a momentum-turning dunk by redshirt-sophomore Keith McGee. Pinchuk collected a steal at the other end of the floor, tossed it to Drinnon who drove toward the basket but at the last second, passed to McGee who went up for two (47-49 UTEP).

The teams tied the score at 57-57 and again at 59-59 before the Lobos began to pull away with a 7-0 run that was capped by another Mathis three to make it 67-60 at the 6:28 mark. Mathis scored just two points in the first half and finished with 16 in the second.

UTEP got it as close as two with 2:03 left, 74-72 Lobos, but a three from senior Dane Kuiper stretched UNM's lead back to five, 77-72. With 43 seconds left on the clock, UTEP cut it back to three, 79-76, but Mathis' fourth three of the night with 20 seconds left proved to be a dagger for the Lobos, 82-76 UNM. UTEP's Nigel Hawkins made a layup at the other end with 13 seconds left but a Miner foul sent Mathis to the line for two more and the 84-78 final.

On the night, UNM finished shooting 44.8 percent from the floor, marking the first time this season that the Lobos have shot under 50 percent. Maluach shot 4-for-9 from the floor, 3-for-4 from behind the arc while Mathis was 5-for-7 overall, 4-for-4 from 3-point range and 4-for-5 from the free throw line.

The Lobos once again debuted a new starting lineup consisting of a pair of freshmen, a pair of sophomores and one senior leader in Mathis. The lineup marked the first official starts for freshmen Drue Drinnon and Jordan Arroyo. Arroyo started in UNM's exhibition contest against Northern New Mexico, but this was his first that will count in the books. Pinchuk remains the only consistent starter for the Lobos as the only player to have started all four games this season.

After four straight home contests, the Lobos are set to hit the road next Saturday with the Missouri Valley/Mountain West Challenge game at Bradley on Dec. 1. At Saturday's game in Illinois, Lobo assistant coach Jerome Robinson will be inducted to his alma mater's Hall of Fame.

## Game #4

### UTEP 78 • 2-3

#	Player	Total		3-Pr		Rebounds		PF	TP	A	T	Bk	Stl	Min	
		FG	FGA	FG	FGA	FT	FTA								Off
01	Paul Thomas	f	7-14	1-4	1-1	2	1	3	5	16	3	2	2	1	25
02	Efe Odigie	f	4-5	0-0	3-4	5	4	9	4	11	0	2	1	1	25
00	Nigel Hawkins	g	3-8	0-2	6-8	1	3	4	1	12	2	4	1	2	37
02	Jordan Lathon	g	4-7	2-3	0-0	2	2	4	10	4	3	1	1	29	
03	Evan Cityard	f	7-19	5-9	3-4	1	2	4	22	1	1	0	1	38	
15	Kobe Magee	0-2	0-1	0-0	0-2	2	3	0	2	2	0	1	0	25	
25	Kaosi Zegeu	3-3	0-0	0-0	2	3	2	6	0	1	2	0	1	15	
03	Gilles Dekoninck	0-0	0-0	1-4	0	2	2	3	1	0	1	0	0	6	
Team					5	2	7							1	
Totals			28-58	8-19	14-21	16	21	32	78	18	17	7	7	200	

FG % 1st Half: 12-29 41.4% 2nd half: 16-29 55.2% Game: 28-58 48.3%  
3FG % 1st Half: 5-11 45.5% 2nd half: 3-8 37.5% Game: 8-19 42.1%  
FT % 1st Half: 5-9 55.6% 2nd half: 9-12 75.0% Game: 14-21 66.7%

### New Mexico 84 • 3-1

#	Player	Total		3-Pr		Rebounds		PF	TP	A	T	Bk	Stl	Min
		FG	FGA	FG	FGA	FT	FTA							
15	PINCHUK, Vladimir	f	4-8	0-0	2-3	1	4	2	10	0	1	0	1	27
33	ARROYO, Jordan	f	1-2	0-0	0-0	0	0	1	2	0	0	1	0	10
10	MALUACH, Makuach	g	4-9	3-4	2-2	2	2	4	5	13	1	3	3	27
02	DRINNON, Drue	g	1-2	0-0	2-2	2	0	2	4	4	3	0	0	11
02	MATHIS, Anthony	g	5-7	4-4	4-5	0	1	4	18	1	3	0	2	31
01	MANIGAULT, Corey	0-2	0-0	0-0	0	0	0	0	0	0	0	0	0	4
02	JACKSON, Vance	4-11	1-2	3-7	2	5	1	12	4	3	0	1	1	25
03	MC GEE, Keith	2-6	1-2	4-4	0	0	1	9	2	1	0	1	1	14
04	PERCY, Tavian	1-3	0-1	0-0	1	0	1	2	1	1	0	1	1	10
14	KUIPER, Dane	2-6	1-3	2-3	0	4	0	7	2	0	1	1	1	24
25	EZZEDDINE, Karim	2-2	1-1	2-2	1	3	3	7	1	0	1	0	1	17
Team					6	0	6							1
Totals			26-58	11-18	21-28	16	16	32	20	84	16	14	7	200

FG % 1st Half: 7-30 23.3% 2nd half: 19-28 67.9% Game: 26-58 44.8%  
3FG % 1st Half: 3-7 42.9% 2nd half: 8-11 72.7% Game: 11-18 61.1%  
FT % 1st Half: 12-17 70.6% 2nd half: 9-12 75.0% Game: 21-28 75.0%

Officials: Larry Spaulding, Randy McCall, Verne Harris  
Technical fouls: UTEP-Efe Odigie; Jordan Lathon, New Mexico-DRINNON, Drue.  
Attendance: 11266  
2018-19 Men's Basketball. Round: 0. New Mexico vs UTEP. Played at .

### Score by periods

UTEP	1st	2nd	Total
UTEP	34	44	78
New Mexico	29	55	84

### Score by periods

New Mexico	1st	2nd	Total
New Mexico	41	43	85
Bradley	32	43	75

## Game 5 - New Mexico 85, Bradley 75

Dec. 1, 2018 | Carver Arena

### Mathis Nets Seven Threes to Lead UNM Past Bradley

**PEORIA, Ill.** --- The University of New Mexico men's basketball team earned an 85-75 victory over Bradley University on the road on Saturday night. Senior Anthony Mathis, who averaged 4.0 3-pointers per game prior to Saturday, scored seven on the night en route to 23 points to lead the Lobos.

With the victory, UNM improves to 4-1 while Bradley slips to 6-3.

Saturday's game also marked the finale of the 2018 Mountain West / Missouri Valley Challenge. Prior to the game, the Mountain West was down 5-4, but the Lobo victory made it 5-5 and marked the third consecutive season that the challenge resulted in a tie.

Also of note on the night, Lobo assistant coach and Bradley alum Jerome Robinson was officially inducted into the Braves' Hall of Fame for his outstanding accomplishments during his time at Bradley.

Mathis led UNM with his 23 points, 18 of which came on six 3-pointers in the first half, to finish just two points short of his career high (25). He was followed by junior Corey Manigault who scored 18 and fellow senior Dane Kuiper who tallied 15. Manigault registered the only double-double on the floor for the night with 18 points and 11 rebounds. He went 4-for-9 from the floor and 10-for-11 from the free throw line. Kuiper was 6-for-10 from the floor, 2-for-5 from behind the arc and 1-for-1 from the stripe.

Much like the first few games of the season, the Lobos started out slow on Saturday and even got behind by as much as 11 points before roaring back to take the lead and claim the victory.

"You have to tip your cap to Bradley, I thought the first five or so minutes of the game was terrific and I thought the last 8-10 minutes was a very good basketball team working to get back," head coach Paul Weir said. "Fortunately that 20-25 minutes or so in the middle, we were really able to establish our style of play and do it in such a way that it overcame that last 15 minutes that we still have to improve upon."

Bradley entered the contest on an 11-0 run over the first 2:34 on a starting lineup that consisted of a trio of freshmen, Tavian Percy, Drue Drinnon and Jordan Arroyo, along with Kuiper and sophomore Makuach Maluach. A jumper from sophomore Vladimir Pinchuk, who until Saturday night was UNM's lone consistent starter, at the 16:44 mark started the scoring for UNM.

The Lobos were quick to get back in it, however, taking a 10-point Brave lead (14-4) down to two (16-14) within 2:56 on a 10-2 run. The run included a pair of threes from Mathis.

A three from Bradley's Nate Kennel at the 8:28 mark put the Braves up by four, 22-18, but a Mathis 3-pointer just 38 seconds later brought the Lobos within one, 22-21.

Mathis followed with another less than a minute later to give the Lobos their first lead of the game, 24-22. Bradley's Dwayne Lautier-Ogunleye made a jumper to tie it at 24-24 before Mathis followed with yet another from behind the arc, his fifth of the game to take a three-point lead that the Lobos never again relinquished.

UNM extended the first-half lead to eight with 2:46 left on a jumper and a dunk by Manigault before Bradley whittled it back to four, 36-32.

The Lobo seniors closed the first half in style as Dane Kuiper dunked with 46 seconds left and Mathis hit his sixth three of the night with nine seconds on the clock for a nine-point lead at the half, 41-32.

UNM held onto a double-digit advantage for most of the second half en route to the 85-75 victory. It was Kuiper and Manigault that led the Lobos in the second frame. Kuiper scored 11 points including a pair of 3-pointers while Manigault scored twice from the floor and added eight free throws for 12 second-half points.

The Lobos turned Bradley over 15 times, including - in a two-minute span during UNM's first-half run.

For just the second time this season, UNM outrebounded its opponent, 40-33. The Lobos also outperformed their opponent in every category: UNM was 43.3 percent (26-60) from the field, 37.5 percent (12-32) from 3-point range and 87.5 percent (21-24) from the free throw line.

UNM held Bradley to 43.1 percent from the floor (25-58), 35 percent from three (35 percent) and Bradley shot 62.1 percent from the free throw line.

Bradley outscored the Lobos in the paint 32-24 and off of turnovers 17-15, but UNM held the advantage in second-half points, 16-11, and in points off of the bench, 60-11. Mathis' 23 points ranks him tied for 13th in program history with most points off the bench.

Both the Braves and the Lobos had three players score in double figures. Mathis led all players on the night but the other 20-point scorer on the floor was Bradley's Darrell Brown, who posted 20 on 7-for-15 from the field and 3-for-6 from behind the arc. Lautier-Ogunleye followed with 16 and standout Elijah Childs was held to 13.

The Lobos return to action on Tuesday, Dec. 4 when they take on New Mexico State in Las Cruces. Tipoff is set for 7 p.m.

## Game #5

### New Mexico 85 • 4-1

#	Player	Total		3-Pr		Rebounds		PF	TP	A	T	Bk	Stl	Min
		FG	FGA	FG	FGA	FT	FTA							
10	MALUACH, Makuach	f	2-8	1-4	2-2	1	5	6	4	7	1	0	1	28
33	ARROYO, Jordan	f	0-0	0-0	0-0	0	0	0	0	0	0	0	0	4
04	PERCY, Tavian	g	1-2	1-2	0-0	2	0	2	3	1	1	0	0	13
14	KUIPER, Dane	g	6-10	2-5	1-1	0	1	11	15	2	0	0	0	27
03	DRINNON, Drue	g	0-1	0-0	0-0	0	0	0	0	0	0	0	0	3
01	MANIGAULT, Corey	4-9	0-0	10-11	3	8	11	4	18	0	3	0	2	24
02	JACKSON, Vance	3-3	0-1	3-4	0	5	2	3	2	2	0	1	2	24
03	MC GEE, Keith	2-5	1-4	0-0	0	1	1	5	2	1	2	0	1	27
15	PINCHUK, Vladimir	2-3	0-0	2-2	0	0	0	2	4	0	0	0	0	12
25	EZZEDDINE, Karim	2-5	0-1	2-2	0	3	4	6	2	4	0	1	1	19
02	MATHIS, Anthony	7-14	7-14	2-2	2	2	4	2	23	5	3	0	1	29
Team					2	0	2							1
Totals			26-60	12-32	21-24	13	27	40	24	85	15	17	0	8

FG % 1st Half: 15-38 39.5% 2nd half: 11-22 50.0% Game: 26-60 43.3%  
3FG % 1st Half: 7-21 33.3% 2nd half: 5-11 45.5% Game: 12-32 37.5%  
FT % 1st Half: 4-5 80.0% 2nd half: 17-19 89.5% Game: 21-24 87.5%

### Bradley 75 • 6-3

#	Player	Total		3-Pr		Rebounds		PF	TP	A	T	Bk	Stl	Min
		FG	FGA	FG	FGA	FT	FTA							
10	Childs, Elijah	f	4-8	0-0	5-6	2	7	9	2	13	0	3	2	34
12	Bar, Koch	c	4-8	0-0	0	6	12	4	8	1	2	1	0	28
05	Brown, Darrell	g	7-15	3-6	3-9	0	3	3	4	20	4	0	0	36
23	Lautier-Ogunleye, D.	g	2-6	0-1	3-5	1	2	3	7	3	1	0	0	22
01	Shunn Buchanan	g	5-9	0-0	3-4	4	2	2	4	16	1	2	0	11
03	Pittman, Antoine	g	2-6	0-1	0-0	0	0	0	3	4	0	0	0	15
04	Brummett, Armon	0-0	0-0	0-0	0	0	0	0	0	0	0	0	0	1
13	van Bree, Luke	1-6	1-5	0-1	1	2	3	0	3	1	2	0	0	15
22	Henry, JaShon	0-0	0-0	0-0	0	0	0	0	0	0	0	0	0	0
25	Hodgson, Jayden	0-0												

**Game 7 - New Mexico 60, Saint Mary's 85**  
**Dec. 7, 2018 | STAPLES Center**

**Lobos Fall to Saint Mary's in BHOFF Classic**

LOS ANGELES, Calif. --- The University of New Mexico men's basketball team dropped a 25-point contest to Saint Mary's (CA) on Friday night, 80-65, at the STAPLES Center in Los Angeles, Calif. in the 2018 Basketball Hall of Fame Classic. The Lobos were led by redshirt-sophomore Vance Jackson who scored 12 points and tallied eight rebounds.

"These last two games have been exposing to us in a lot of ways that we're not where we want to be," head coach Paul Weir said. "(Right now) we're 4-3, we've won some games that I was really really happy about, we've lost two games by incredibly wide margins, and we just have to keep pushing forward from here.

"Hopefully the reps that we're getting these guys, just like the reps for the guys last year, will allow us to grow as the season unfolds and make us a really good team as the season unfolds."

Just two Lobos scored in double figures on the night including Jackson and sophomore Makuach Maluach (10), followed by sophomore Vladimir Pinchuk (9). Saint Mary's (6-4) was led by a trio of double-digit scorers including Jordan Ford who went 10-for-15 from the floor en route to 28 points. Hunter was followed by Malik Fits (15) and Tommy Kuhse (10).

The Lobos (4-3) were outshot 34.8 - 60.0 percent from the floor and 15.4 - 33.3 percent from 3-point range. Seniors Anthony Mathis and Dane Kuiper combined for 0-11 behind the arc, contributing to UNM's season-low four 3-pointers on the night. Friday night's game marks the first time this season the Lobos have failed to reach 10 or more threes.

Like the last couple of matchups, UNM got out to a slow start, getting behind by 15 points in the first 6:35 by a score of 19-4. Saint Mary's eventually pushed the lead to 17 with 7:41 left in the first but the Lobos went on an 8-2 run that included four points by Pinchuk and layups from Maluach and redshirt-sophomore Keith McGee to make it an 11-point game, 35-24.

The Gaels hit a free throw but freshman Drue Drinnon followed with a three at the 3:02 mark to cut the Saint Mary's lead back to single digits, 36-27. The comeback was short lived however, as the Gaels once again increased their lead and finished the half on top by 14, 43-29.

At halftime, UNM was shooting 38.7 percent from the floor and 20.0 percent from 3-point range compared to 53.8 and 20.0 percent for the Gaels. Mathis and Kuiper went scoreless throughout the first half including an 0-for-4 mark from behind the arc for Mathis. Kuiper registered three fouls early and saw action in just 15 minutes on the night.

The Lobos looked to capitalize on some carryover momentum from near the end of the first half, but Saint Mary's quickly dispelled that hope. The Gaels exploded for a 13-0 run, forcing Coach Weir to call a timeout, and converted it to a 17-1 run to make it a 30-point game, 60-30, just four minutes into the half.

It was then that Mathis registered his first (and only) points of the game on back-to-back jumpers. The Gaels held a 25+ lead for the remainder of the game.

UNM turned the ball over just 10 times on the night and turned over Saint Mary's 15 times. Ten turnovers marks the least of any game so far this season for the Lobos while the next lowest of the season was 11 against NM State on Tuesday night - two of UNM's largest losses.

The Lobos were missing junior Corey Manigault on Friday night, sitting out due to a pregame incident that occurred Tuesday night. Manigault averages 12.8 points per game.

UNM returns to action on Tuesday night (December 11) at home against Colorado. Tipoff is scheduled for 7 p.m. on ESPN2.

**Game #7**

New Mexico 60 • 4-3													
#	Player	Total FG-FGA	3-Ptr FG-FGA	FT-FTA	Rebounds Off Def Tot	PF	TP	A	To	Bk	Stl	Min	
15	PINCHUK, Vladimir	4-9	0-0	1-2	2	1	3	2	9	2	0	0	22
25	EZZEDDINE, Karim	2-5	0-1	2-3	2	1	3	3	6	2	0	0	24
04	MCGEE, Keith	4-10	1-3	3-4	1	3	4	1	12	0	1	0	21
04	PERCY, Tavian	1-3	0-0	0-0	1	0	1	1	2	0	1	0	8
22	DRINNON, Drue	1-6	1-3	1-2	1	1	3	1	4	1	0	0	27
02	JACKSON, Vance	3-4	0-1	3-4	2	6	8	1	9	1	0	1	25
10	MALUACH, Makuach	4-11	2-7	0-1	0	0	3	10	1	1	0	0	24
14	KUIPER, Dane	1-5	0-3	0-0	0	2	3	2	0	0	0	0	15
32	MATHIS, Anthony	2-11	0-8	0-0	1	0	1	0	4	1	3	0	24
33	ARROYO, Jordan	1-2	0-0	0-0	2	0	2	0	2	0	0	0	10
	Team				0	0	0	1					
	<b>Totals</b>	<b>23-66</b>	<b>4-26</b>	<b>10-16</b>	<b>13</b>	<b>14</b>	<b>27</b>	<b>16</b>	<b>60</b>	<b>8</b>	<b>10</b>	<b>1</b>	<b>5</b>
	FG % 1st Half: 12-31 38.7%	2nd half: 11-35 31.4%	Game: 23-66 34.8%										
	3FG % 1st Half: 2-10 20.0%	2nd half: 2-16 12.5%	Game: 4-26 15.4%										
	FT % 1st Half: 3-5 60.0%	2nd half: 7-11 63.6%	Game: 10-16 62.5%										

**Saint Mary's 85 • 6-4**

#	Player	Total FG-FGA	3-Ptr FG-FGA	FT-FTA	Rebounds Off Def Tot	PF	TP	A	To	Bk	Stl	Min	
14	FITS, Malik	4-9	1-3	6-8	2	5	7	3	15	1	0	0	27
01	HUNTER, Jordan	2-2	0-0	0-0	1	5	6	2	4	0	0	0	18
03	FORD, Jordan	10-15	2-3	6-8	1	4	5	3	28	2	5	0	29
10	Thomas, Elijah	3-6	0-2	0-0	1	1	2	3	6	3	1	0	18
12	Kuhse, Tommy	5-5	0-0	0-0	0	4	4	0	10	5	1	1	32
00	Krebs, Tanner	3-6	1-3	0-0	0	1	1	2	7	1	2	0	0
02	Clinton, Quinn	1-2	1-2	0-0	0	0	0	3	1	0	0	0	5
05	Perry, Jock	0-2	0-1	0-0	1	1	2	1	0	0	0	0	6
11	Tass, Matthias	2-2	0-0	0-0	0	2	2	4	1	0	2	0	16
15	Sheets, Dan	0-0	0-0	0-0	0	0	0	0	0	0	0	0	0
33	Clark, Kyle	1-1	0-0	0-0	0	2	2	2	0	0	0	0	7
35	Mudronja, Alex	1-2	0-1	0-0	0	0	0	1	2	0	4	0	14
42	Fotu, Dan	1-3	1-3	1-2	0	4	4	1	4	3	1	0	14
	Team				0	3	3						
	<b>Totals</b>	<b>33-55</b>	<b>6-18</b>	<b>13-18</b>	<b>6</b>	<b>32</b>	<b>38</b>	<b>20</b>	<b>85</b>	<b>17</b>	<b>1</b>	<b>5</b>	<b>2</b>
	FG % 1st Half: 14-26 53.8%	2nd half: 19-29 65.5%	Game: 33-55 60.0%										
	3FG % 1st Half: 2-10 20.0%	2nd half: 4-8 50.0%	Game: 6-18 33.3%										
	FT % 1st Half: 13-18 72.2%	2nd half: 0-0 0.0%	Game: 13-18 72.2%										

Officials: Mike Scypiors, Kevin Brill, Deron White  
 Technical fouls: New Mexico-TEAM, Saint Mary's-None.  
 Attendance: AIR FORCE RESERVE BASKETBALL HALL OF FAME CLASSIC

Score by periods	1st	2nd	Total
New Mexico	29	31	60
Saint Mary's	43	42	85

**Game 8 - New Mexico 75, Colorado 78**  
**Dec. 11, 2018 | Dreamstyle Arena - The Pit**

**Lobos Edged by Colorado in Last-Minute Thriller**

ALBUQUERQUE, N.M. --- The University of New Mexico men's basketball team trailed by just one point with seven seconds left on the clock against Pac-12 opponent Colorado on Tuesday night in Dreamstyle Arena - The Pit, but the Buffaloes closed the game with a pair of free throws to win it 78-75. Tuesday's game was featured on ESPN2 and played in front of nearly 11,000 fans.

UNM, which led for over 32 minutes on the night, was once again led by senior Anthony Mathis who registered his third 20-point game of the season with 23 before fouling out in the final seconds. He was followed offensively by senior Dane Kuiper (11) and redshirt-sophomore Vance Jackson (10).

Mathis was back in full force Tuesday night going 4-for-4 from deep and 4-for-5 from the floor in the first frame. He finished 7-for-10 from 3-point range on the night matching his career high.

The Lobos (4-4) jumped out to an early lead on the Buffaloes (8-1), getting ahead by as much as 17 points with 7:07 left in the first before Colorado began to close the gap. UNM led by nine at the half after CU's Deleon Brown hit a long three at the buzzer to cut a 12-point Lobo lead down to single digits.

In the first half, the Lobos embarked on an 11-0 run and fired at a clip of 45.7 percent from the floor while holding the Buffaloes to 36.4 percent. From 3-point range, UNM shot 41.7 percent in the first half compared to 27.3 for the Buifs. The Lobos were explosive in the first half, racking up 43 points while causing 12 turnovers for 25 points at head coach Paul Weir's targeted break-neck speed. The Lobo energy faded in the second half however, as UNM forced just one more turnover through the final 20 minutes.

"We had 10 deflections in the second half and forced one turnover. We got out to an early lead which is unusual for us. Early leads don't mean anything," Weir said. "The first half was a good 20 minutes, they might have been 20 of our better minutes of basketball on the season but when you have 10 deflections in a half you're never going to win a game.

"Our energy dropped as if we didn't know how to play with a lead and we missed some 50/50 balls that could have gotten us a few more (deflections). Hopefully we will be able to fix this going forward."

In the second half, UNM built a 14-point lead at the 15:54 mark with a 7-0 run that included layups from freshman Drue Drinnon and junior Karim Ezzeddine, as well as a three for Mathis to make it 52-38 Lobos.

Colorado whittled UNM's lead down to four over the ensuing 4:58 to make it a 52-48 game with 10:56 left. The game remained a single-digit game.

The Buffaloes continued the comeback and made it a one-point game with 8:53 left before Mathis and Jackson hit threes on a 6-2 Lobo run to push the Lobo lead back to five. Colorado responded with the next five to tie the game at 64-64 on a pair of free throws by CU's Namon Wright. The Buffaloes added two more points on a layup from McKinley Wright to take the lead, 66-64, with 4:33 left. Colorado never relinquished the advantage.

Colorado extended its lead to six for its largest lead of the game with 1:35 left but the Lobos cut it back to one, 76-75, with seven seconds left on another pair of back-to-back threes from Mathis and Jackson along with a jumper from sophomore Vladimir Pinchuk.

With the clock winding down, Mathis committed his fifth foul to stop the clock with five seconds left. The Lobos attempted to overtake a narrow one-point deficit, but CU's Lucas Siwert hit both free throws to make it a three-point game.

The Lobos fired off one last shot, a long, contested three by Jackson at the buzzer, but it didn't fall and Colorado escaped with the 78-75 win.

On the night, UNM shot 41.4 percent from the floor compared to 41.9 percent for Colorado while the Lobos outshot the Buffaloes from 3-point range 40.0 - 26.3 percent. For the seventh game out of eight this season, UNM racked up at least 10 3-pointers (10-25). UNM was outrebounded 51-38 and capitalized on turnovers for 25 points compared to 13 for Colorado.

The Lobos are set to return to action on Sunday, Dec. 16 when they host Central Arkansas at 2 p.m. The game marks the first that highly-anticipated transfer Carlton Bragg will be eligible to compete.

**Game #8**

Colorado 78 • 8-1													
#	Player	Total FG-FGA	3-Ptr FG-FGA	FT-FTA	Rebounds Off Def Tot	PF	TP	A	To	Bk	Stl	Min	
23	Lucas Siwert	3-6	2-4	4-4	2	4	6	4	12	0	0	0	20
00	Shane Gatling	2-5	0-2	1-2	0	2	2	2	5	1	3	0	12
01	Tyler Bey	5-8	1-2	5-6	4	8	12	2	16	0	2	5	30
05	D'Shawn Schwartz	0-7	0-3	3-4	2	4	6	1	3	1	0	0	28
25	McKinley Wright	6-12	0-1	3-3	1	7	8	2	12	3	3	0	32
02	Daiyen Koult	1-5	0-0	0-0	0	1	1	1	2	1	0	1	8
10	Alexander Stratting	1-1	0-0	0-0	0	0	0	3	2	1	0	0	9
10	Namon Wright	2-4	0-2	4-5	0	2	1	8	2	0	0	0	15
14	Deleon Brown	3-10	1-0	2-4	0	5	1	8	1	1	0	1	26
21	Evon Battey	4-6	1-1	2	3	6	9	0	10	0	1	0	20
	Team				2	3	5						
	<b>Totals</b>	<b>26-62</b>	<b>5-19</b>	<b>21-32</b>	<b>14</b>	<b>37</b>	<b>51</b>	<b>18</b>	<b>78</b>	<b>10</b>	<b>13</b>	<b>6</b>	<b>5</b>
	FG % 1st Half: 12-33 36.4%	2nd half: 14-29 48.3%	Game: 26-62 41.9%										
	3FG % 1st Half: 3-11 27.3%	2nd half: 2-8 25.0%	Game: 5-19 26.3%										
	FT % 1st Half: 7-13 53.8%	2nd half: 14-19 73.7%	Game: 21-32 65.6%										

**New Mexico 75 • 4-4**

#	Player	Total FG-FGA	3-Ptr FG-FGA	FT-FTA	Rebounds Off Def Tot	PF	TP	A	To	Bk	Stl	Min	
15	PINCHUK, Vladimir	2-6	0-0	0-2	2	3	5	2	4	1	1	0	18
02	JACKSON, Vance	4-16	2-6	0-2	3	5	8	3	10	3	2	0	1
14	KUIPER, Dane	4-8	0-2	3-3	0	2	3	11	2	1	0	0	27
22	DRINNON, Drue	1-2	0-1	0-0	0	1	1	2	2	6	2	0	26
32	MATHIS, Anthony	7-11	7-10	2-3	0	1	5	23	1	1	0	0	34
01	MANIGAULT, Corey	3-10	0-0	2-4	0	5	1	8	1	0	0	0	13
04	MCGEE, Keith	3-6	0-2	0-0	1	1	2	6	1	0	0	0	15
04	PERCY, Tavian	0-1	0-0	0-0	0	1	1	0	0	0	0	0	5
10	MALUACH, Makuach	2-6	1-4	0-0	0	2	4	5	0	1	0	0	14
25	EZZEDDINE, Karim	3-4	0-0	0-0	1	6	7	2	6	0	0	0	21
	Team				1	4	5						
	<b>Totals</b>	<b>29-70</b>	<b>10-25</b>	<b>7-14</b>	<b>8</b>	<b>30</b>	<b>38</b>	<b>25</b>	<b>75</b>	<b>14</b>	<b>9</b>	<b>3</b>	<b>7</b>
	FG % 1st Half: 16-35 45.7%	2nd half: 13-35 37.1%	Game: 29-70 41.4%										
	3FG % 1st Half: 5-12 41.7%	2nd half: 5-13 38.5%	Game: 10-25 40.0%										
	FT % 1st Half: 6-10 60.0%	2nd half: 1-4 25.0%	Game: 7-14 50.0%										

Officials: Kipp Kissinger, Verne Harris, John Higgins  
 Technical fouls: Colorado-None, New Mexico-None.  
 Attendance: 10800  
 2018-19 Men's Basketball. Round: 0. Colorado vs New Mexico. Played at .

Score by periods	1st	2nd	Total
Colorado	34	44	78
New Mexico	43	32	75

**Game 9 - New Mexico 82, Central Arkansas 70**  
**Dec. 16, 2018 | Dreamstyle Arena - The Pit**



**Game 10 - New Mexico 65, North Texas 74**  
Dec. 18, 2018 | Dreamstyle Arena - The Pit

**Mathis Scores 20, Lobos Fall to (RV) North Texas**

ALBUQUERQUE, N.M. --- The University of New Mexico men's basketball team dropped a nine-point contest to (RV) North Texas on Tuesday night, 74-65, inside Dreamstyle Arena - The Pit. Senior Anthony Mathis led the Lobos in scoring for the fourth time this season with 20 points, also marking the fourth time this season he has scored 20 or more.

The Mean Green (11-1) is currently receiving votes in the Top 25 USA Today Poll and jumped out to an early lead over the Lobos (5-5), putting UNM at a nine-point disadvantage within the first six minutes. UNM made its first five points off of free throws, but failed to score from the floor until sophomore Makuach Maluach hit a three at the 12:53 mark to make it 12-8 UNT.

Mathis went 4-for-8 from the floor, 1-for-5 from three and went a perfect 11-for-11 from the foul line for a new career-high. Tuesday night marks his fourth game this season shooting perfect from the stripe.

Redshirt-sophomore Keith McGee finished second on the squad with 11 points including a 3-for-5 showing from behind the arc. At the half, he was 3-for-3 in just 12:11 on the court. He was one of three Lobos to score in double figures including redshirt-sophomore Vance Jackson who posted 10 on 4-for-6 from the floor and 2-for-4 from 3-point range.

Defensively, UNM was outrebounded 31-29, led by redshirt-junior Carlton Bragg with seven in his second game of the season. He was followed by junior Corey Manigault (6) and Jackson (5). Bragg also collected three steals on the night en route to UNM's season-high nine.

"I thought for parts of the game we did really well. Unfortunately, offensively we couldn't get going in the first half, and we couldn't get any momentum behind us," head coach Paul Weir said. "The turnovers really hurt us and gave them a lot of break opportunities... (With) a team of that caliber, it's hard to overcome."

After North Texas built the early lead, the Lobos surged back to close a nine-point deficit in just 1:13 in the middle of the first half. Mathis was fouled on a three and hit all three from the stripe to make it 17-11 before McGee hit a fast-break three to close it to three points, 17-14.

A Mathis steal led to yet another three from Jackson to tie it 17-17, capping the 9-0 run. North Texas responded with a 10-0 run over 2:51 however, reclaiming the lead 27-17 with 5:41 left in the half. UNM went on a 10-2 run to close it back to a two-point game, 29-27, before UNT took off for a six-point differential at the half, 35-29.

UNM was held shooting at just 28.6 percent from the floor in the first frame but fired 41.7 percent from three and 92.3 percent from the free throw line. North Texas shot 46.7 from the floor in the first half but just 30.0 percent behind the arc and 57.1 percent from the stripe.

In the second half, the Lobo defense held UNT without a bucket for nearly three minutes before allowing the Mean Green to increase a five-point lead to 12 at the 15:37 mark (42-30). The Lobos would get no closer than four of the rest of the way as North Texas posted its largest lead of 13 with 5:41 left on the clock.

While UNM posted its second-lowest point total on the season in the contest (65), North Texas's defensive unit entered Tuesday's game allowing just 58.7 points per game. UNM finished shooting 36.4 percent from the floor, 30.4 percent from three and 83.9 percent from the free throw line.

UNM was outrebounded in the paint 44-18 and in second-chance points 16-9. The Lobos forced 17 turnovers but committed 21.

New Mexico returns to action on Saturday night as it faces 2018 NCAA Tournament team Penn, continuing the competitive holiday home stand at Dreamstyle Arena - The Pit at 2 p.m.

**Game 11 - New Mexico 65, Penn 75**  
Dec. 22, 2018 | Dreamstyle Arena - The Pit

**Lobo Comeback Not Enough, Penn Prevails 75-65**

ALBUQUERQUE, N.M. --- After going down by as many as 15 points early in the first half, The University of New Mexico men's basketball team tied it up, took the lead and threatened Penn until the final minutes on Saturday afternoon in Dreamstyle Arena - The Pit, but the Quakers ultimately broke a 61-61 tie with six minutes left to win it 75-65.

The Lobos were outshot 47.5 percent to 39.3 percent from the floor while finishing a season-low 43.5 percent (10-23) from the free-throw line. Despite its offensive struggles on Saturday, UNM debuted a new zone defense that helped even out points in the paint as Penn outscored the Lobos down low just 38-30.

"(The zone) was great in the first half, at almost double the success rate of our man (defense), but early in the second half they were scoring against our man (defense)," head coach Paul Weir said. "We probably stayed in the zone a little too long, and I thought Penn got into a little bit of a rhythm there towards the end of the second half."

"I really believe in this team... We have enough. We did some things today that hinted at what I need to work on to piece the team together further."

For the fifth time this season, UNM had four Lobos score in double figures led by senior Anthony Mathis, redshirt-junior Carlton Bragg, and redshirt-sophomore Keith McGee, who each posted 13 points. Redshirt-sophomore Vance Jackson scored 10 and finished two rounds short of a double-double with eight rebounds.

Jackson and Manigault led in rebounds with eight apiece followed by Bragg who collected seven for his third-straight game. The Lobos and the Quakers each emerged with 41 rebounds on the night while UNM posted 13 offensive boards to just nine for Penn.

Penn jumped out to an early 10-point lead (12-2) in the first 6:18 and extended the lead to 15 points at the 12:24 mark (19-4) for the largest Quaker lead of the game.

The Lobos responded with a 20-5 run over 6:43 to tie the game at 24-24 with 5:41 left in the half. The run included 10-straight points by Mathis on a pair of free throws, a pair of threes and a jumper to make it a seven-point game 21-14.

The run continued with a pair of free throws by Manigault, a Jackson 3-pointer, a Mathis fast-break three and was capped by a layup from sophomore Vladimir Pinchuk, assisted by Jackson.

The Quakers went up by two on a jump shot by the game's second-leading scorer Michael Wang (19 points) before a three from Jackson gave the Lobos their first lead of the game, 27-26 with 5:28 to go in the half.

The teams went back and forth throughout the remainder of the half and the Quakers reclaimed the lead and extended it to six points before Jackson made it a four-point game with 47 seconds left for the 42-38 halftime score.

UNM came out of the break with a fast-break layup from Bragg to make it a two-point game, 42-40 Penn, and UNM kept the Quaker offense in check, allowing just a six-point advantage through the first 4:26.

Penn made it an eight-point game at the 14:37 mark before UNM embarked on another comeback run, going 9-0 to take a one-point lead on back-to-back threes from McGee and freshman Druce Drinnon at the 11:06 mark.

UNM went down by three with 10:08 left but powered back for another one-point advantage on a Bragg layup, 57-56, for the Lobos' last lead of the game.

The squads tied twice more at 59-59 and 61-61 before the Lobo steam ran out and Penn closed on a 14-4 run for the 10-point win.

"Our coaches are putting us in the right position to be successful," Mathis said. "We need to get a little bit more disciplined and we need to get better at finishing out games. That will come with experience and we'll learn how to finish some basketball games."

The Lobos are set to return to action on Sunday, Dec. 30 as they travel to Hobbs, N.M. to take on the University of the Southwest at Ralph Tasker Arena. Tipoff is scheduled for 2 p.m.

**Game 12 - New Mexico 103, Southwest 47**  
Dec. 30, 2018 | Ralph Tasker Arena

**Lobos Take Down Southwest in Historic Hobbs Game**

HOBBS, N.M. --- The University of New Mexico men's basketball team used a 31-point halftime lead to earn an eventual 103-47 victory over the University of the Southwest on Sunday afternoon in Hobbs at the historic Ralph Tasker Arena. The victory marks the first regular-season game of 2018-19 that the Lobos have amassed 100 points.

With the win, the Lobos improve to 6-6 on the season while USW falls to 3-9.

UNM was led by senior Anthony Mathis who dropped a game-high 18 points on six 3-pointers, followed by redshirt-sophomore Vance Jackson who tallied 16 that included three 3-pointers and a 6-for-10 mark from the field.

Mathis and Jackson were two of four Lobos to score in double figures including redshirt-junior Carlton Bragg (12) and freshman Tavian Percy (10). Percy's 10 points and six rebounds marked career highs in a career-most 22 minutes on the floor.

All 12 players that suited up on Sunday entered the contest, including all four freshmen. Freshman Druce Drinnon tallied a career-high 12 assists with no turnovers to go along with seven points. Twelve assists in a single game is just one short of cracking the top 10 for most assists in a single game in program history. Classmate Jordan Arroyo netted a career-best six points. Redshirt-freshman and transfer Clay Patterson also saw the court marking his first appearance of the season.

The contest in Hobbs was an exciting one for Lobo fans as the night was full of history - along with a plethora of dunks, alley oops and even a behind-the-back pass down low from Drinnon to Arroyo. The Lobos rebounded from the Dec. 22 game against Penn in which they shot just 43.5 percent from the free throw line and demonstrated their proficiency from the stripe at a more-regular 77.8 percent (14-18).

On the defensive end, junior Karim Ezzeddine racked up a game-high 10 rebounds, nearly grabbed a double-double with eight points. UNM came down with the most boards of the season at 55.

"The reason we created this game was to merge our two basketball communities... there's a lot of similarities," head coach Paul Weir said. "I'm hoping this can be the start of a lot of good things, not only basketball-wise but community-wise, enrollment-wise... just good feelings between these two basketball communities."

"We've been making some schematic changes and this became a really good game for us to go out and continue to practice things that are new to us and almost give us an exhibition game kind of like it would be in the beginning of the season."

The Lobos got out to a swift start, jumping out to a 10-point lead in just the first three minutes (12-2). The Mustangs netted their first four points of the game off of free throws but it wasn't until the 12:53 mark that they registered their first field goal on a jumper in the paint by Chamar Morgan.

UNM made it a 20-point game on the first of two straight Dane Kuiper free throws at the 6:15 mark (33-13) and nearly made it a 30-point game on back-to-back threes from Mathis fueled by a Percy steal, 42-13 at the 4:34 mark.

A Drinnon three with 2:12 left in the first half finally put the Lobos ahead by 30 en route to a 31-point advantage at the break, 50-19.

Sunday's game marks the first time the Lobos have scored 50 points in the first half since scoring 58 at Colorado State on Feb. 28, 2018. USW put up just 19 points in the first half, marking the first time since Dec. 27, 2017 that UNM has limited an opponent to 20 points or less in the first frame.

The Lobos continued the offensive dominance in the second half and went on a game-best 21-point run from the 14:02 mark to the 7:16 mark (86-31). The run lasted 21 points and the USW scoring drought lasted 6:46.

The Mustangs never overcame the 50+ point deficit and UNM finished with a final score of 103-47, allowing the final jumper by USW with just 37 seconds left on the clock.

On the day, the Lobos shot 48.1 percent from the floor, 36.1 percent from three, while Southwest shot at a rate of 30.4 percent from the floor and 36.4 from 3-point range.

UNM returns to action on Wednesday, Jan. 2 when it kicks off conference play on the road at Air Force at 7 p.m. MT.

**Game #10**

**North Texas 74 • 11-1**

#	Player	Total		3-Ptr		Rebounds				PF	TP	A	TO	Bk	Stl	Min
		FG	FGA	FG	FGA	FT	FTA	Off	Def							
24	Zachary Simmons	f	3-4	0-0	0-0	4	4	8	2	6	4	1	0	1	0	30
20	Ryan Woolridge	f	4-9	1-1	2-2	1	4	5	1	11	7	3	0	6	38	
02	Jordan Duffy	g	5-10	1-3	4-6	0	5	5	1	14	1	1	0	4	30	
03	Roosevelt Smart	g	5-13	2-7	2-2	0	0	3	14	1	0	0	3	28		
23	Michael Miller	g	4-6	1-2	2-2	1	2	3	11	0	5	0	0	18		
01	Umaja Gibson	g	2-3	1-2	0-0	0	1	1	5	0	3	0	0	15		
10	Jahmish Simmons	g	4-7	1-1	0-2	1	2	3	9	0	1	0	0	22		
20	Tope Anikwe	g	2-4	0-1	0-0	1	0	1	3	4	0	0	1	10		
55	DJ Draper	g	0-0	0-0	0-0	0	1	1	2	0	1	0	0	9		
35	BRAGG, Carlton	g	2-4	0-0	0-0	2	3	5	3	3	3	0	0	20		
Totals			29-56	6-17	10-14	10	21	23	74	14	17	1	16	200		

FG % 1st Half: 14-30 46.7% 2nd half: 15-26 57.7% Game: 29-56 51.8%  
3FG % 1st Half: 3-10 30.0% 2nd half: 3-7 42.9% Game: 6-17 35.3%  
FT % 1st Half: 4-7 57.1% 2nd half: 6-7 85.7% Game: 10-14 71.4%

**New Mexico 65 • 5-5**

#	Player	Total		3-Ptr		Rebounds				PF	TP	A	TO	Bk	Stl	Min
		FG	FGA	FG	FGA	FT	FTA	Off	Def							
01	MANIGAULT, Corey	f	0-3	0-0	2-2	3	3	6	0	2	0	2	0	0	14	
25	EZZEDDINE, Karim	f	0-2	0-1	3-4	3	2	5	4	3	0	2	1	28		
03	MCGEE, Keith	g	4-7	3-5	0-0	0	0	0	11	2	2	0	0	23		
10	MALUACH, Makuach	g	3-10	1-6	2-4	0	1	1	3	9	4	1	2	17		
22	DRINNON, Druce	g	0-2	0-1	3-4	0	1	2	3	1	2	0	1	11		
02	JACKSON, Vance	g	4-6	2-4	0-0	4	1	5	1	10	1	5	0	29		
04	PERCY, Tavian	g	0-0	0-0	0-0	0	0	0	0	0	2	0	0	4		
15	PINCHUK, Vladimir	g	0-0	0-0	1-2	0	0	0	1	1	0	1	0	12		
32	MATHIS, Anthony	g	4-8	1-5	11-11	0	3	3	2	20	5	2	1	35		
03	BRAGG, Carlton	g	1-6	0-1	4-4	0	7	7	3	6	0	1	0	37		
Totals			16-44	7-23	26-31	10	19	29	17	65	9	21	4	9	200	

FG % 1st Half: 6-21 28.6% 2nd half: 10-23 43.5% Game: 16-44 36.4%  
3FG % 1st Half: 1-12 8.3% 2nd half: 2-11 18.2% Game: 7-23 30.4%  
FT % 1st Half: 12-13 92.3% 2nd half: 14-18 77.8% Game: 26-31 83.9%

Officials: Shawn Lehigh,Deron White,Chris Rastatter  
Technical fouls: North Texas-None, New Mexico-None.  
Attendance: 9944  
2018-19 Men's Basketball, Round: 0, New Mexico vs North Texas, Played at:

Score by periods	1st	2nd	Total
North Texas	35	39	74
New Mexico	29	36	65

**Game #11**

**Penn 75 • 10-2**

#	Player	Total		3-Ptr		Rebounds				PF	TP	A	TO	Bk	Stl	Min
		FG	FGA	FG	FGA	FT	FTA	Off	Def							
23	Michael Wang	f	8-15	0-4	3-6	3	6	9	3	19	0	3	1	34		
25	AJ Brodeur	f	9-14	0-0	2-4	0	9	9	3	20	4	3	0	37		
02	Antonio Woods	g	0-5	0-2	0-0	1	2	3	5	0	6	4	0	26		
12	Devon Goodman	g	4-9	1-2	4-5	0	5	5	0	13	2	0	0	37		
20	Bryce Washington	g	3-8	2-5	1-2	1	2	3	1	9	0	0	0	28		
05	Jake Silpe	g	3-6	1-3	0-0	0	2	2	3	7	2	2	0	23		
03	Jackson Donahue	g	2-4	2-4	1-1	1	1	2	1	7	1	0	0	5		
13	Eddie Scott	g	0-0	0-0	0-0	0	0	0	0	1	0	0	1	3		
24	Jarrod Simmons	g	0-0	0-0	0-0	1	2	3	2	0	1	0	0	7		
Team			0-0	0-0	0-0	1	2	3	2	0	1	0	0	7		
Totals			29-61	6-20	11-18	9	32	41	19	75	16	14	1	6	200	

FG % 1st Half: 16-33 48.5% 2nd half: 13-28 46.4% Game: 29-61 47.5%  
3FG % 1st Half: 4-13 30.8% 2nd half: 2-7 28.6% Game: 6-20 30.0%  
FT % 1st Half: 6-9 66.7% 2nd half: 5-9 55.6% Game: 11-18 61.1%

**New Mexico 65 • 6-6**

#	Player	Total		3-Ptr		Rebounds				PF	TP	A	TO	Bk	Stl	Min
		FG	FGA	FG	FGA	FT	FTA	Off	Def							
15	PINCHUK, Vladimir	f	1-2	0-0	0-0	0	3	3	0	2	0	0	0	15		
25	EZZEDDINE, Karim	f	1-6	0-2	0-2	1	2	3	3	2	1	2	0	18		
35	BRAGG, Carlton	f	6-9	0-1	1-3	1	6	7	4	13	0	2	0	27		
10	MALUACH, Makuach	g	1-3	0-2	0-0	0	0	0	1	2	2	2	0	21		
32	MATHIS, Anthony	g	4-13	3-7	2-2	0	5	5	3	13	4	1	1	34		
01	MANIGAULT, Corey	g	4-11	0-0	5-8	4	8	12	2	13	2	0	1	23		
02	JACKSON, Vance	g	3-9	2-6	2-8	2	6	8	2	10	3	2	0	14		
03	MCGEE, Keith	g	3-7	1-3	0-0	0	1									





## Game 16 - New Mexico 76, Colorado State 91

Jan. 12, 2019 | Moby Arena

### Jackson Posts Double-Double; Lobos Fall at CSU

**FORT COLLINS, Colo.** — Despite having four players score in double figures and redshirt-sophomore Vance Jackson register his third double-double of the season, The University of New Mexico men's basketball team fell to Colorado State by a score of 91-76 on Saturday afternoon on the road.

With the loss, the Lobos fall to 8-8, 2-2 MW, while CSU improves to 7-10, 2-2 MW.

Jackson led the Lobos with 18 points, 12 rebounds and four steals, followed by senior Anthony Mathis who, after scoring just five points in the first half (2-for-2, 1-for-1 from three), racked up 11 in the second half en route to 16 points.

The other two Lobos to hit double figures included sophomore Makuach Maluach who went 3-for-7 from three, and senior Dane Kuiper, who netted all 10 of his points in the first half going 4-for-7 from the floor, 2-for-5 from behind the arc to open the contest. He shot just once more in the second 20 minutes.

Colorado State had five players score in double figures, led by redshirt-junior Hyron Edwards who racked up a season-high 20 points in a season-most 28 minutes. The last time UNM allowed five scorers in double figures was on Nov. 24 against UTEP.

Both teams were on point from the floor throughout the game as neither fired below 40 percent for the entirety of the contest. The Lobos shot 47.3 percent on the day and entered Saturday's game 6-2 when scoring between 40.0 and 49.9 percent (2-1 in MW play). The Lobos also went 12-for-29 from behind the arc for 41.4 percent.

Despite the lofty Lobo numbers, Colorado State ultimately outshot UNM at 56.1 percent from the field and 46.7 percent from the lobos.

Turnovers again proved to be a problem for the Lobos as New Mexico turned the ball over 17 times to just nine for the Rams. Colorado State capitalized on UNM's miscues as it converted the 17 Lobo turnovers into 24 points in the eventual 15-point loss. The Rams also dominated in the paint, outscoring UNM 44-22 in the key.

"I thought they came out of the gate making a lot of really good shots," head coach Paul Weir said. "Toward the end of the first half and through most of the second half, I thought our defense was pretty good, unfortunately when you turn the ball over like that against a team with that kind of speed, you're not even giving yourselves a chance. Just to allow 24 points off of turnovers is hard for any defense."

The refs were quick to the whistle to kick off Saturday afternoon's matchup as Jackson registered his first point off of a free throw just 11 seconds into the game to put the Lobos on top 1-0. Three straight CSU 3-pointers however over a one-minute span quickly put the Rams up by eight at the 17:37 mark, 9-1.

A layup from Mathis and a successful and-1 for redshirt-sophomore Keith McGee cut the deficit back to three, 9-6, but the Rams pushed their lead to nine on a layup by their season's leading scorer Nico Carvacho. Mathis followed by hitting his first three of the night to cut it back to a six-point game, 19-13 with 13:36 left in play in the half.

The teams battled back and forth but Maluach hit a three at the 12:33 mark to make it a four-point game, 22-18, but CSU followed with a 12-5 run over the next 4:57 to get out to an 11-point advantage.

The Rams increased it to 13 before Kuiper and Jackson hit back-to-back threes within 26 seconds to make it a seven-point game, 42-35 with 1:20 left.

Despite an and-one from redshirt-junior Carlton Bragg with 21 seconds left, the Rams pushed the lead back to double figures, 48-38, at the half.

The Lobos cut the CSU lead back to single digits just twice more after the break, the last time at the 12:17 mark of the second half on a jumper by junior Corey Manigault, 57-49 Rams, before Colorado state went on a 7-0 run to make it a 16-point game, 65-49, and put the game out of reach. The Lobos would get no closer than 13, which came on the next play on a three from Jackson, 65-52.

Over the final 1:38, UNM cut a 25-point deficit down to 15 on a furious comeback rally attempt with threes from Mathis, Jackson and Maluach, along with a free throw from sophomore Vladimir Pinchuk, but it wasn't enough to overcome the Ram lead.

The Lobos were outscored by the Rams by a 10-point margin in the first half and a five-point margin in the second. On the day, the teams finished evenly matched on the glass, 31-30 in favor of the Rams. UNM shot 63.2 percent from the free-throw line (12-19) compared to 80.0 percent for CSU.

Other standouts on the day include McGee, who finished with eight points and a team-high five assists, along with Bragg who scored five points, registered six rebounds and posted one block.

The Lobos are set to return to action on Tuesday, Jan. 15 at San Diego State at 9 p.m. MT.

## Game #16

### New Mexico 76 • 8-8, 2-2 MW

#	Player	Total		3-Pr		Rebounds		PF	TP	A	T	Bk	Stl	Min
		FG	FGA	FT	FTA	Off	Def							
35	BRAGG, Carlton	2-4	0-0	1-3	0	6	6	3	5	0	1	0	0	25
02	JACKSON, Vance	6-12	3-7	3-5	3	9	12	3	18	4	2	0	0	30
10	MALUACH, Makuach	4-9	3-7	1-2	0	2	2	12	0	3	0	0	0	25
14	KUIPER, Dane	4-8	2-6	0-0	1	1	2	10	1	2	0	2	2	26
32	MATHIS, Anthony	5-8	4-6	2-2	1	2	3	4	16	1	3	1	0	32
01	MANIGAULT, Corey	1-2	0-0	0-0	0	0	0	1	2	1	1	0	0	10
03	MCGEE, Keith	3-7	0-2	2-2	0	2	2	4	8	4	0	0	1	24
04	PERCY, Tavian	0-0	0-0	0-0	0	0	0	0	0	0	0	0	0	0
15	PINCHUK, Vladimir	0-0	0-0	1-2	0	1	1	1	0	0	0	0	0	5
22	DRINNON, Drue	0-3	0-1	0-1	0	0	0	2	0	1	1	0	0	10
25	EZZEDDINE, Karim	1-2	0-0	2-2	1	2	2	4	1	0	1	0	0	13
	Team													
Totals		26-55	12-29	12-19	7	23	30	24	76	14	17	3	3	200

FG % 1st Half:	14-26	53.8%	2nd Half:	12-29	41.4%	Game:	26-55	47.3%	Deadball Rebounds	2
3FG % 1st Half:	5-13	38.5%	2nd Half:	7-16	43.8%	Game:	12-29	41.4%		
FT % 1st Half:	5-8	62.5%	2nd Half:	7-11	63.6%	Game:	12-19	63.2%		

### Colorado State 91 • 7-10, 2-2 MW

#	Player	Total		3-Pr		Rebounds		PF	TP	A	T	Bk	Stl	Min
		FG	FGA	FT	FTA	Off	Def							
33	THISTLEWOOD, Adam	5-8	4-7	2-2	0	3	3	4	16	0	0	0	1	29
32	CARVACHO, Nico	7-12	0-0	2-3	1	7	8	4	16	0	0	0	2	19
03	MOORE, Kendle	2-6	0-2	4-5	0	3	3	3	8	9	2	0	2	33
02	BARNES, Sam	4-9	1-2	5-6	0	3	3	2	14	6	0	0	1	36
30	MARTIN, Kris	2-7	0-2	1-1	0	7	7	1	5	7	1	2	0	31
00	EDWARDS, Hyron	8-11	2-2	2-2	1	2	3	2	20	3	4	1	1	28
01	TYSON, Zo	0-0	0-0	0-0	0	0	0	1	0	0	0	0	0	1
04	GANNON, Sam	0-0	0-0	0-0	0	0	0	0	0	0	0	0	0	1
14	BERWICK, Robbie	0-0	0-0	0-2	0	0	0	0	0	0	0	0	0	1
21	RYAN, Logan	4-4	0-0	4-4	2	1	3	4	12	1	1	0	0	20
33	SCHOEMANN, Jack	0-0	0-0	0-0	0	0	0	0	0	1	1	0	0	1
	Team													
Totals		32-57	7-15	20-25	4	27	31	21	91	26	9	4	7	200

FG % 1st Half:	21-34	61.8%	2nd Half:	11-23	47.8%	Game:	32-57	56.1%	Deadball Rebounds	3
3FG % 1st Half:	3-7	42.9%	2nd Half:	4-8	50.0%	Game:	7-15	46.7%		
FT % 1st Half:	3-4	75.0%	2nd Half:	17-21	81.0%	Game:	20-25	80.0%		

Officials: Shawn Lehig, Deidre Carr, Brent Dugas  
 Technical fouls: New Mexico-None, Colorado State-None.  
 Attendance: 3057

Score by periods	1st	2nd	Total
New Mexico	38	38	76
Colorado State	48	43	91

## Game 17 - New Mexico 77, San Diego State 97

Jan. 15, 2019 | Viejas Arena

### Mathis Scores 21, Defense Unravels in Final Half

**SAN DIEGO, Calif.** — After trailing by just five points at halftime, The University of New Mexico men's basketball team fell by a final score of 97-77 to defending Mountain West Champion San Diego State on the road on Tuesday night. Senior Anthony Mathis registered his sixth 20+ point game of the season and went 6-for-10 from behind the arc.

The loss marks the third straight for the Lobos (8-9, 2-3 MW) after topping then No. 50 Nevada in exciting fashion in The Pit on Jan. 5. The win improves the Aztec record to 10-7, 2-2 in conference play.

Mathis went an outstanding 4-for-4 from behind the arc in the first half, along with a free throw, for a total of 13 early points. He finished the night 6-for-10 from 3-point range and went 3-for-4 from the line.

Mathis led four Lobos to score in double figures including redshirt-sophomore Vance Jackson, 16 points and a team-high six rebounds, as well as redshirt-junior Carlton Bragg (12 points), and senior Dane Kuiper (11 points). While starting sophomore Makuach Maluach did not continue his double-digit scoring streak, finishing with no points, he did lead the Lobos in assists with five.

UNM shot 42.9 percent from the floor, 40.6 percent from 3-point range including 13 made threes, but SDSU fired at a clip of 55.1 percent from the floor, 43.5 percent from behind the arc. Heading into Tuesday night's game, the Lobos were 6-3 when shooting over 40 percent from the floor. While 40 percent is usually enough for the Lobos to win, New Mexico has allowed the last three straight opponents to shoot 50 percent or better.

The Lobos got out to another slow start on Tuesday as the Aztecs jumped out to a 10-point lead, 17-7 at the 15:08 mark. After SDSU increased the lead to 11 at the 13:10 mark, the Lobos embarked on an exciting 11-2 run that included back-to-back threes from Mathis, the second allowed by a steal from Ezzeddine on the Aztec side of the court. The run also included a pair of free throws and a three from redshirt-sophomore Keith McGee, 21-19 SDSU with 11:20 left.

The Aztecs made it 23-19 before another Mathis three, his third in less than three minutes, made it a one-point game, 23-22, with 10:14 left to play in the first half.

The Lobos tied it up twice in the first half, the first at the 5:02 mark at 30-30 on a free throw by sophomore Vladimir Pinchuk to cap a 5-0 run, and the second at the 4:16 mark on a pair of free throws by Bragg (32-32).

With just 55 seconds left to play in the half, Bragg cut yet another SDSU four-point lead to two, 41-39 on a jumper before SDSU's Aquek Arostle stole the ball under the Lobo basket with four seconds left. Arostle sprinted toward half court, looked up at the clock as it dwindled, and fired a hail-Mary shot from the free throw line. The 3/4-court shot went in at the buzzer and the Aztecs were up at the half by five, 44-39.

"I thought the last play of the first half probably the first four minutes of the second half were the difference in the game," head coach Paul Weir said. "We were controlling the ball and they weren't making threes. Unfortunately in the beginning of the second half, we turned it over three times in the first four minutes and they started making threes."

The second half quickly got out of control as Bragg registered a layup to make it a three-point game out of the break, 44-41, but then SDSU's Devin Watson hit a pair of threes within 31 seconds to begin to squelch the Lobo momentum.

The Aztecs got out to a 10-point lead on another three from Watson with 16:58 left and Kuiper responded to cut the game back to single digits - twice - with a pair of back-to-back threes. His 3-pointer at the 14:47 mark to cut the game to eight points (57-49) was the last time the Lobos would keep the game within single digits.

SDSU responded by rattling off seven straight points and continued to pile them on for the eventual 20-point victory. SDSU got out by as many as 26 points with little as 3:47 on the clock, but UNM's Jackson, Mathis, McGee and freshman Drue Drinnon put up a layup, a pair of threes and four free throws to get the game closer before time expired.

The Lobos turned the ball over 17 times on the night, compared to just 13 for SDSU. The Aztecs outscored UNM in the paint, 50-16, off of turnovers, 27-21 and in second-chance points, 18-10.

UNM is set to return to action on Saturday, Jan. 19 at home against Wyoming. Tipoff is scheduled for 4 p.m. MT and the game will be broadcast on ESPN3.

## Game #17

### New Mexico 77 • 8-9, 2-3

#	Player	Total		3-Pr		Rebounds		PF	TP	A	T	Bk	Stl	Min
		FG	FGA	FT	FTA	Off	Def							
35	BRAGG, Carlton	4-8	0-0	4-4	1	3	4	3	12	2	2	2	0	17
02	JACKSON, Vance	6-14	2-8	2-2	3	3	6	1	16	2	3	0	1	28
10	MALUACH, Makuach	0-8	0-6	0-0	0	2	2	0	5	2	0	0	0	24
14	KUIPER, Dane	4-5	3-4	0-0	1	2	3	4	11	2	0	0	0	24
32	MATHIS, Anthony	6-11	6-10	3-4	0	0	0	2	21	0	2	0	1	30
01	MANIGAULT, Corey	1-2	0-0	2-2	1	1	2	4	0	1	0	0	0	9
03	MCGEE, Keith	2-5	2-3	2-2	1	2	0	8	3	3	0	0	0	20
04	PERCY, Tavian	0-0	0-0	0-0	0	0	0	0	0	1	0	0	0	2
15	PINCHUK, Vladimir	0-0	0-0	1-3	0	0	1	1	0	1	0	1	1	14
22	DRINNON, Drue	1-3	0-1	2-2	1	3	4	2	4	2	2	0	0	19
25	EZZEDDINE, Karim	0-0	0-0	0-0	0	0	0	0	1	0	0	0	0	3
33	ARROYO, Jordan	0-0	0-0	0-0	0	0	0	0	0	0	0	0	0	1
	Team													
Totals		24-56	13-32	16-19	8	17	25	18	77	17	17	2	7	200

FG % 1st Half:	11-27	40.7%	2nd Half:	13-29	44.8%	Game:	24-56	42.9%	Deadball Rebounds	2
3FG % 1st Half:	7-16	43.8%	2nd Half:	6-16	37.5%	Game:	13-32	40.6%		
FT % 1st Half:	10-12	83.3%	2nd Half:	6-7	85.7%	Game:	16-19	84.2%		

### San Diego State 97 • 10-7, 2-2

#	Player	Total		3-Pr		Rebounds		PF	TP	A	T	Bk	Stl	Min
		FG	FGA	FT	FTA	Off	Def							
05	MCDANIELS, Jalen	10-19	0-0	4-4	5	6	11	2	24	4	1	1	0	30
11	MITCHELL, Matt	2-6	1-4	0-0	0	5	3	5	9	3	0	0	0	30
04	PENSA, Nathan	7-7	0-0	2-2	4	3	7	4	16	0	1	0	0	26
00	WATSON, Devin	7-13	5-7	2-2	0	5	5	1	21	2	1	0	1	30
42	HEMSELY, Jeremy	1-6	0-2	2-2	1	2	3	4	9	3	0	0	0	30
02	SEIKO, Adam	0-2	0-2	0-0	0	1	1	0	2	1	0	0	0	8
03	ARROYO, Jordan	4-4	1-1	1-2	3	1	4	1	10	2	0	1	1	13
04	SOHKI, Michael	0-0	0-0	0-0</										

**Game 19 - New Mexico 58, UNLV 74**  
Jan. 22, 2019 | Thomas & Mack Center

**First Half Too Much, Lobos Fall at UNLV**

**LAS VEGAS, Nev.** --- Despite being outscored by just four points in the second half, the first-half deficit was too much on Tuesday night as The University of New Mexico men's basketball team ultimately fell to UNLV by a final score of 74-58.

The loss comes after the Lobos claimed a 30-point victory over Wyoming on Saturday afternoon and marks the second time this season that the Runnin' Rebels have topped UNM immediately after a big win. The first was after UNM topped nationally-ranked Nevada by 27 points on Jan. 5.

With the loss, the Lobos slip to 9-10, 3-4 MW, while UNLV improves to 11-7, 5-1 in conference play.

Redshirt-sophomore Vance Jackson led the Lobos in scoring for the fourth time this season with 16 points while adding eight rebounds, three steals and an assist. Redshirt-sophomore Keith McGee and redshirt-junior Carlton Bragg each posted 12 points while Bragg registered his first double-double of the season adding 12 rebounds. Bragg also posted a trio of dunks.

Senior Anthony Mathis was held to just eight points on the night. The last time Mathis was held to single digits was on Jan. 8 against UNLV. The two games mark the only two in the last 12 games that the senior standout has been held below 10 points.

On the night, UNM was outshot 43.9 percent (25-58) to 35.5 percent (22-62) from the field and 56.0 percent (14-25) to 26.1 percent (6-23) from 3-point range. The Lobos did, however, outboard the Runnin' Rebels 42-41. Prior to Tuesday night's game, UNM boasted a record of 6-0 when outrebounding its opponent.

The Lobo defense started the contest on fire, allowing just five points through the first 8:30 while getting out to a six-point lead, 11-5.

At the 8:59 mark, a three from UNLV's Nick Blair put the home team up by two, 16-14 before a layup from Jackson gave the teams the first tie at 16-16. The squads tied again at 17 and 18 before UNLV took off on a 9-0 run through three straight 3-pointers, including two by Noah Robotham, to make it 27-18 Runnin' Rebels with 5:44 on the clock.

UNLV increased the run to 19-4 to take its largest lead of the first half, 15 points, at 37:22 with 1:26 left. Both teams registered a layup before McGee made a buzzer-beating three to make it a 12-point game at the break, 39-27.

Just 16 seconds into the second half, UNLV's Kris Clyburn hit a three to re-energize the Runnin' Rebel offense. Clyburn, who hit 25 points in the Lobos' last meeting with the Runnin' Rebels, was held to 14 points.

Trailing by 15 with 18:18 left, the Lobos went on a 7-0 run that included a pair of Bragg dunks and a Mathis three to cut the deficit to eight and get the Lobo fans going.

The teams kept it close over the next minute until a 5-0 UNLV run put the difference back to double figures at 13, 51-38 with 12:48 to play.

UNM cut it back to single digits just once more at the 9:35 mark on a Jackson three, 54-45, but Clyburn responded with a three of his own to make it a 12-point game and the Runnin' Rebels never looked back.

McGee finished the second half like he did the first, with a three in the final seconds, for the 74-58 final.

Fifty-eight points marks the least the Lobos have scored this season against any opponent. On the night, UNLV converted UNM's 14 turnovers into 23 points while the Lobos scored just two off of 11. UNM led in second-chance points (18-11), and in the paint (24-22) while the Runnin' Rebel bench outscored the Lobos' 31-22.

UNM led for 11:18 of the contest while UNLV led for 27:18.

The Lobos are set to return to action at home on Saturday as they host Utah State at 2 p.m. inside Dreamstyle Arena - The Pit.

**Game #19**

**New Mexico 58 • 9-10**

#	Player	Total	3-Ptr	Rebounds	PF	TP	A	T	Bk	Stl	Min.
		FG-FGA	FG-FGA	FT-FTA	Off Def Tot						
35	BRAGG, Carlton	f 5-10	0-0	2-4	5 7 12	4	12	2	2	1	28
02	JACKSON, Vance	c 6-17	2-8	2-3	1 7 8	2	16	1	4	0	33
10	MALUACH, Makuach	g 0-6	0-2	0-2	0 3 3	1	0	0	1	0	22
14	KUIPER, Dane	g 0-2	0-2	0-0	0 2 2	5	0	1	2	0	11
32	MATHIS, Anthony	g 3-6	2-5	0-1	1 2 2	8	0	3	0	1	36
01	MANIGAULT, Corey	g 3-6	0-0	2-3	2 2 4	2	8	1	0	0	22
03	McGEE, Keith	g 5-12	2-5	0-0	1 1 2	12	0	1	1	1	23
04	PERCY, Tavian	g 0-1	0-1	0-0	0 0 0	0	0	0	0	0	7
15	PINCHUK, Vladimir	g 0-2	0-0	2-2	5 3 8	2	2	1	2	1	12
Team					1 1 2						
<b>Totals</b>		<b>22-62</b>	<b>6-23</b>	<b>8-15</b>	<b>15 27 42</b>	<b>20</b>	<b>58</b>	<b>6</b>	<b>14</b>	<b>4</b>	<b>7</b>

FG % 1st Half: 10-30 33.3% 2nd half: 12-32 37.5% Game: 22-62 35.5%  
3FG % 1st Half: 2-10 20.0% 2nd half: 4-13 30.8% Game: 6-23 26.1%  
FT % 1st Half: 5-11 45.5% 2nd half: 3-4 75.0% Game: 8-15 53.3%

**UNLV 74 • 11-7**

#	Player	Total	3-Ptr	Rebounds	PF	TP	A	T	Bk	Stl	Min.
		FG-FGA	FG-FGA	FT-FTA	Off Def Tot						
24	Joel Ntambwe	f 1-4	1-3	2-4	2 9 11	4	5	0	0	1	34
30	Jonathan Tchamwa Tch	f 2-2	0-0	1-2	2 1 3	2	3	0	0	1	12
01	Kris Clyburn	g 5-10	3-4	1-2	3 5 3	14	1	3	0	0	36
03	Amara Hardy	g 3-12	2-6	2-6	1 5 6	1	10	6	2	0	33
05	Noah Robotham	g 4-9	3-4	0-2	0 0 0	1	11	9	3	0	36
13	Byron Hamilton	g 0-1	0-0	1-3	4 0 0	0	0	0	0	0	3
14	Tervell Beck	g 0-2	0-1	0-0	0 0 0	1	0	1	0	0	5
20	Nick Blair	g 9-14	4-6	4-6	3 3 6	2	26	0	1	1	29
22	Trey Woodbury	g 2-4	1-1	0-0	2 2 1	5	0	1	1	1	12
Team					1 3 4						
<b>Totals</b>		<b>25-57</b>	<b>14-25</b>	<b>10-23</b>	<b>12 29 41</b>	<b>15</b>	<b>74</b>	<b>16</b>	<b>11</b>	<b>5</b>	<b>4</b>

FG % 1st Half: 13-30 43.3% 2nd half: 12-27 44.4% Game: 25-57 43.9%  
3FG % 1st Half: 8-14 57.1% 2nd half: 6-11 54.5% Game: 14-25 56.0%  
FT % 1st Half: 5-9 55.6% 2nd half: 5-14 35.7% Game: 10-23 43.5%

Officials: Bo Boroski, John Higgins, David Hall  
Technical fouls: New Mexico-McGee, Keith; UNLV-None.  
Attendance: 8432  
2018-19 Men's Basketball. Round: 0. New Mexico vs UNLV. Played at .

Score by periods	1st	2nd	Total
New Mexico	27	31	58
UNLV	39	35	74

**Game 20 - New Mexico 66, Utah State 68**  
Jan. 26, 2019 | Dreamstyle Arena - The Pit

**Lobos Edged in Final Seconds by Utah State**

**ALBUQUERQUE, N.M.** --- The University of New Mexico men's basketball team executed a furious comeback to take the lead and maintain it into the final two seconds on Saturday afternoon, but ultimately fell to Utah State 68-66 after a called turnover and an ensuing Aggie 3-pointer with 1.8 seconds left on the clock.

"It's disappointing for us to fight back like that in the second half and come so close to a win," head coach Paul Weir said. "Unfortunately, often one play does mean a lot for us. Sometimes we need calls that might be 50/50 to get our way."

The Lobos (9-11, 3-5 MW) trailed the Aggies (15-5, 5-2 MW) by as much as 10, 50-40, at the 12:51 mark in the second half but reduced the deficit to just one with a 9-0 run over 3:44 to make it 50-49 with 9:07 left. The run was sparked by a layup from senior Anthony Mathis followed by another from sophomore Makuach Maluach and then a dagger of a three from Mathis to make it a three-point game, 50-47.

Mathis finished with 16 points on the night, all of which were in the second half.

With the crowd on its feet and the energy in The Pit nearly palpable, redshirt-junior Carlton Bragg, who led the Lobos with a career-high 18 points, hit a pair of free throws to make it a one-point game, 50-49 and then, after an Aggie jumper, hit a jumper of his own to keep it at one, 52-51.

Utah State standout and leading scorer Sam Merrill hit another jump shot to put the Aggies back ahead by three before Mathis responded just nine seconds later with a three of his own to tie the score at 54-54 with 7:55 left.

A three from redshirt-sophomore Vance Jackson tied it up again at the 6:32 mark, 59-59 and the Aggies got ahead by two before Mathis hit an exciting, fast-break three, his fourth of the night, to give the Lobos their first lead since the first 15 seconds of the game, 62-61 UNM with 5:33 left.

Utah State responded with a triple of its own and the teams tied the game once more at the four-minute mark when Mathis made yet another layup, 64-64. The Lobos increased the lead to two, 66-64 on a Jackson jumper with 2:56 to go.

A Utah State free throw with 1:25 on the clock made it a one-point game, 66-65 Lobos, and a jump ball was forced with 37 seconds left in favor of UNM.

Mathis took the ball out and brought it to half court in pressure, looking to hold on to the one-point advantage. He approached half court, looked and passed ahead to Jackson in attempt to get out of trouble, but the referees called backcourt to the dismay of Lobo fans, causing the potential game-winning possession to turnover to the Aggies with 31 seconds left.

The Aggies ran out the clock and sophomore Abel Porter hit just his eighth 3-pointer of the season with 1.8 seconds left to put Utah State back up by two.

Both coaches called timeouts and Mathis made a last-ditch effort from half court to hit another gamewinner, but the shot bounced off of the backboard for the 68-66 final.

The Lobos had four players score in double figures including Bragg with 18, followed by Mathis with 16, Jackson (13) and Maluach (12). Jackson also led the Lobos in rebounds with seven followed by Bragg who posted six.

UNM shot just 27.6 percent from the floor in the first half, but in the second fired at a clip of 50 percent including 45.5 percent from 3-point range. The Lobos' totals for the night were 39.0 percent from the field compared to 49.1 percent for the Aggies and 33.3 percent from behind the arc compared to 50 percent for Utah State.

The Lobos turned the ball over just 11 times while forcing 13 and the UNM bench outscored Utah State's 32-8. The Aggies led for 32:23 of the contest while UNM was in front for 4:59.

UNM has its first bye this week and returns to action on Saturday, Feb. 2 at Fresno State on ESPN2.

**Game #20**

**Utah State 68 • 15-5**

#	Player	Total	3-Ptr	Rebounds	PF	TP	A	T	Bk	Stl	Min.
		FG-FGA	FG-FGA	FT-FTA	Off Def Tot						
10	Quinn Taylor	f 3-5	0-0	2-4	1 2 3	4	8	2	1	0	30
23	Neemias Queta	c 4-9	0-0	0-0	1 11 12	4	8	2	6	3	29
05	Sam Merrill	g 10-23	2-7	0-1	2 2 4	3	22	3	2	1	38
15	Abel Porter	g 2-5	2-3	0-2	0 6 6	6	4	1	0	2	32
02	Brock Miller	g 5-6	4-5	2-2	1 0 1	16	2	1	0	0	35
02	Dwayne Brown Jr.	g 1-2	0-1	1-2	0 0 0	2	3	2	0	0	8
12	Justin Bean	g 1-3	0-0	0-0	1 2 3	0	2	1	0	1	6
24	Diogo Brito	g 1-2	1-2	0-0	1 2 3	0	3	0	1	1	22
Team					2 2 4						
<b>Totals</b>		<b>27-55</b>	<b>9-18</b>	<b>5-11</b>	<b>9 27 36</b>	<b>17</b>	<b>68</b>	<b>16</b>	<b>13</b>	<b>4</b>	<b>200</b>

FG % 1st Half: 15-27 55.6% 2nd half: 12-28 42.9% Game: 27-55 49.1%  
3FG % 1st Half: 4-9 44.4% 2nd half: 5-9 55.6% Game: 9-18 50.0%  
FT % 1st Half: 2-6 33.3% 2nd half: 3-5 60.0% Game: 5-11 45.5%

**New Mexico 66 • 9-11**

#	Player	Total	3-Ptr	Rebounds	PF	TP	A	T	Bk	Stl	Min.
		FG-FGA	FG-FGA	FT-FTA	Off Def Tot						
15	PINCHUK, Vladimir	f 0-0	0-0	0-0	2 1 3	2	0	2	1	1	14
35	BRAGG, Carlton	f 6-13	0-0	6-7	2 4 6	0	18	0	2	0	28
03	McGEE, Keith	g 1-6	1-3	1-2	0 1 1	2	4	2	3	0	20
04	PERCY, Tavian	g 0-0	0-0	0-0	0 0 0	0	2	0	0	0	10
10	MALUACH, Makuach	g 4-12	2-6	2-2	0 3 3	4	12	3	0	0	33
01	MANIGAULT, Corey	g 1-1	0-0	0-0	1 0 1	0	2	0	0	0	3
02	JACKSON, Vance	g 5-12	1-5	2-2	1 6 7	3	13	1	1	2	33
14	KUIPER, Dane	g 0-4	0-2	1-2	0 4 4	1	3	0	0	0	25
32	MATHIS, Anthony	g 6-10	4-7	0-0	2 2 4	1	16	3	0	0	34
Team					4 1 5						
<b>Totals</b>		<b>23-58</b>	<b>8-23</b>	<b>12-15</b>	<b>10 22 32</b>	<b>15</b>	<b>66</b>	<b>11</b>	<b>11</b>	<b>5</b>	<b>200</b>

FG % 1st Half: 8-29 27.6% 2nd half: 15-26 57.7% Game: 23-58 39.7%  
3FG % 1st Half: 3-13 23.1% 2nd half: 5-10 50.0% Game: 8-23 34.8%  
FT % 1st Half: 8-10 80.0% 2nd half: 4-5 80.0% Game: 12-15 80.0%

Officials: Brad Freese, Rick O'Neill, Winston Smith  
Technical fouls: Utah State-None, New Mexico-None.  
Attendance: 10752  
0.1-UNM #32 Mathis attempted half-court shot that bounced off backboard/rim  
2018-19 Men's Basketball. Round: 0. New Mexico vs Utah St. Played at .

Score by periods	1st	2nd	Total
Utah State	36	32	68
New Mexico	27	39	66

**Game 21 - New Mexico 70, Fresno State 82**  
Feb. 2, 2019 | Save Mart Center

**Mathis Scores 19, Lobos Struggle to Hold On**

**ALBUQUERQUE, N.M.** --- In a game with nine lead changes in which the Lobos led for over 13 minutes, The University of New Mexico men's basketball team struggled to hold onto the lead on Saturday night and ultimately fell to third-place Fresno State by a final score of 82-70.

The Lobos led by as many as nine in the first half but went into the locker room down by two at the break. Fresno State outscored UNM by 10 points in the second frame as the Lobo offense shot just 29.7 percent in the second half.

Senior Anthony Mathis netted 19 points on six threes and a free throw. He has now tallied 12 or more points in 17-of-21 games this season. Redshirt-junior Carlton Bragg registered a career-high 15 rebounds to go along with seven points.

Two other Lobos scored in double figures on the night including redshirt-sophomores Vance Jackson (16) and Keith McGee (10). Jackson has now scored 10 or more points in the last 12 straight games.

"We started out the game really well defensively, I thought we did some good things, and then you look up at halftime and you're down two," head coach Paul Weir said. "I thought we played really well the first 20 minutes... (but) that early to middle part of that second half ... the defensive game plan went a little south."

"The results are the results, but we have to find a way offensively to get more than Anthony Mathis going."

The Bulldogs were led by three players in double figures including a pair of 20-point scorers in Braxton Huggins (22) and Deshon Taylor (20). Nate Grimes also had a big night tallying a double-double with 19 points and a Save Mart Center-record 19 rebounds.

The Lobos started out strong, jumping out to a nine-point advantage just 5:41 into the contest, 16-7. The 8-0 run included four points from Bragg and a three from Mathis, along with a layup from sophomore Makuach Maluach.

Fresno State responded and eventually closed the gap to one, 19-18, with 8:15 left in the first half. The teams battled throughout the remainder of the period, tying the game four times in the final 3 and a half minutes, including with 1:02 left. A McGee free throw made it 32-32 and another by Bragg put the Lobos up by one with 24 seconds left.

The Bulldogs' Taylor hit a jumper and one to take the two-point advantage heading into the break.

The Lobos slipped into a five-point deficit with 16:28 on the clock in the second half and it looked like the game was about to get out of control, but UNM rebounded and tied it up at the 12:41 mark, 48-48, on a steal and a coast-to-coast three from Mathis.

The tie marked the last however, as UNM had the game at one on a McGee three at the 9:41 mark, 54-53, but an ensuing 13-3 Fresno State run put the game out of reach at 11 points, 67-56, with 6:49 left to play.

The Lobos cut the game back to single digits three times, but would get no closer than nine points the rest of the way.

Both teams amassed a significant amount of fouls as the Lobos totaled 23 to Fresno State's 21. Both squads had its leading scorer foul out - UNM's Mathis fouled out with 1:18 left to play while Fresno State's Huggins fouled out with 1:49 left.

On the night, UNM was outscored in the paint 42-20 and 17-9 in second-chance points, but the Lobos scored 11 fast-break points to none for the Bulldogs while also outscoring Fresno State's bench 44-12. UNM exercised its ball-handling skills on the night, turning the ball over just 10 times, 4.75 less than its season average. Conversely, the Lobos forced 15 from the

## Game 22 - New Mexico 83, San Diego State 70

Feb. 5, 2019 | Dreamstyle Arena - The Pit

### Lobos Overpower 4th-Place SDSU; McGee Scores 19

**ALBUQUERQUE, N.M.** --- Behind a season-high 19 points from redshirt-sophomore Keith McGee, The University of New Mexico came back from a one-point halftime deficit with 47 second-half points to take down fourth-place San Diego State 83-70 on Tuesday night in The Pit on ESPN2.

The last time the Lobos scored at least 47 points in the second half was in UNM's 27-point victory over then-No. 5/6 Nevada, exactly one month ago (Jan. 5), handing the Wolf Pack its only loss of the season to date.

UNM improves to 10-12 overall, 4-6 in league play, while SDSU falls to 13-9, 5-4 MW.

The Lobos fired at a clip of 53.8 percent from the field, marking the second-highest shooting percentage of the season behind 59.6 on Nov. 17 against NMSU. After allowing the Aztecs to shoot 45.2 percent in the first half, UNM limited SDSU to just 38.2 percent in the second frame (13-34) for a total of 41.5 percent for the night.

"San Diego State was awesome to start, but over the course of the game, we got a feel for our defense. We are growing into it every day," head coach Paul Weir said. "We've been tinkering with our team all season, but we will keep chipping away at it.

"SDSU is a great basketball team. They are athletic and are playing very well right now, so for us, this is a good win."

McGee, who went 8-for-10 from the floor, senior Anthony Mathis and sophomore Makuach Maluach were the three Lobos to lead in double figures. Mathis registered 17 points, marking his 18th game this season scoring 10 or more, and scored all 17 in the second half. Maluach collected 11 points and tied his career-high three blocks.

Redshirt-junior Carlton Bragg brought down 11 boards for the second straight game in double figures on the glass.

SDSU was led by standout Jalen McDaniels who collected 25 points and posted nine boards.

The first half was a back-and-forth of runs as the Aztecs jumped out to a 16-6 lead in the first four minutes, but the Lobos went on a 9-0 run over 3:23 to make it 16-15 SDSU at the 12:37 mark.

The teams tied it three times before SDSU went on another run, this time 11-0 over 4:01 to take a 33-22 lead with 5:37 left in the first half.

With SDSU leading by eight with 3:10 left, the resilient Lobos refused to let the Aztecs score again, going on a 7-0 run over the remainder of the half. UNM held the Aztecs scoreless over the final 3:10 of the half to go into the break down by one, 37-36.

Tuesday night not only breaks SDSU's three-game win streak, but also snaps UNM's three-game loss streak and breaks UNM's seven-game streak of losing after trailing at the half.

SDSU came out with the first shot of the second half to increase its lead to three, but UNM exploded with a 22-4 run to get out to a 15-point advantage, 58-43 with 13:46 left, and didn't let up from there.

The Lobos made it a 20-point game by the 8:09 mark and the Aztecs tried to battle back, but would get no closer than 14 until the final free throw of the game with 51 seconds left for the 13-point final.

On the night, UNM outscored SDSU in the paint 36-34, on the fast break (30-20) and off the bench (38-15). Additionally, the Lobos capitalized on SDSU's 16 turnovers for 25 points to just 13 points for the Aztecs.

UNM is set to return to action on the road on Saturday, Feb. 9 at No. 6/6 Nevada. The game is scheduled to air on CBS Sports Network at 4 p.m. MT.

## Game #22

San Diego St. 70 @ 13-9

#	Player	Total	3-Ptr			Rebounds			PF	TP	A	TO	Bk	Stl	Min
			FG	FGA	FG%	FT	FTA	FT%							
11	Jalen McDaniels	25	11	19	57.4%	2	2	4	9	3	25	1	3	1	34
17	Matt Mitchell	11	2	7	28.6%	0	0	2	2	3	5	1	2	0	17
31	Nathan Mensah	9	2	5	40.0%	2	4	6	4	6	0	1	1	0	23
60	Devin Watson	5	1	7	14.3%	2	2	2	13	3	4	0	2	3	34
42	Jeremy Hensley	5	2	7	28.6%	1	3	4	3	6	3	5	2	0	33
02	Adam Seiko	4	0	0	0.0%	1	1	0	0	1	0	1	0	1	15
03	Aguek Arop	3	1	3	33.3%	0	1	1	2	5	0	0	0	1	9
20	Jordan Schakel	3	1	1	100.0%	0	0	0	3	2	0	0	1	1	18
23	Ed Chang	3	0	0	0.0%	2	2	0	0	2	0	0	0	1	18
24	Nolan Narain	3	0	1	0.0%	3	3	4	6	0	1	0	1	0	15
35	Joel Mensah	0	0	0	0.0%	0	1	1	0	0	0	0	0	0	1
Team		4	1	5											
Totals		27-65	2-10	14-16	15	19	34	70	9	16	6	6	20	6	200
FG % 1st Half:		14-31	45.2%	2nd half:	13-34	38.2%	Game:		27-65	41.5%	Rebounds		2		
3FG % 1st Half:		2-5	40.0%	2nd half:	0-5	0.0%	Game:		2-10	20.0%	PF		1		
FT % 1st Half:		7-8	87.5%	2nd half:	7-8	87.5%	Game:		14-16	87.5%	Stl		1		

New Mexico 83 @ 10-12

#	Player	Total	3-Ptr			Rebounds			PF	TP	A	TO	Bk	Stl	Min
			FG	FGA	FG%	FT	FTA	FT%							
35	BRAGG, Carlton	11	2	4	50.0%	2	9	11	3	8	1	2	1	26	
04	McGEE, Keith	9	8	10	80.0%	0	0	0	1	19	2	5	0	24	
04	PERCY, Tavian	9	0	0	0.0%	0	0	0	0	1	0	0	0	5	
10	MALUACH, Makuach	9	3	9	33.3%	1	2	3	1	11	3	1	3	31	
14	KUIPER, Dane	3	3	5	60.0%	1	2	0	1	7	0	1	1	25	
01	MANIGAULT, Corey	3	3	5	60.0%	1	2	2	2	7	0	1	0	15	
02	JACKSON, Vance	1	1	1	100.0%	2	6	7	3	4	2	3	0	20	
15	PINCHUK, Vladimir	1	1	1	100.0%	1	1	0	2	0	0	0	1	6	
22	DRINNON, Drue	3	3	3	100.0%	2	1	0	1	3	8	1	0	17	
32	MATHIS, Anthony	4	9	3	33.3%	1	2	3	17	4	0	0	1	31	
Team		1	1	3											
Totals		28-52	7-20	20-25	8	24	32	18	83	13	15	5	9	200	
FG % 1st Half:		15-29	51.7%	2nd half:	13-23	56.5%	Game:		28-52	53.8%	Rebounds		2		
3FG % 1st Half:		4-10	40.0%	2nd half:	3-10	30.0%	Game:		7-20	35.0%	PF		2		
FT % 1st Half:		2-5	40.0%	2nd half:	18-20	90.0%	Game:		20-25	80.0%	Stl		2		

Officials: Paul Szecik, Chris Rastatter, Eric Curry  
 Technical fouls: San Diego St.-None. New Mexico-MATHIS, Anthony.  
 Attendance: 10279  
 2018-19 Men's Basketball. Round: 0. New Mexico vs San Diego St. Played at .

Score by periods	1st	2nd	Total
San Diego St.	37	33	70
New Mexico	36	47	83

## Game 23 - New Mexico 62, No. 6 Nevada 91

Feb. 9, 2019 | Lawlor Events Center

### Lobos Suffer Defeat at No. 6 Nevada

**RENO, Nev.** --- After handing the top-ranked team in the Mountain West its only loss of the season in the first meeting, The University of New Mexico men's basketball team suffered a loss in its rematch with No. 6 Nevada on Saturday evening, 91-62, in Reno. Sophomore Makuach Maluach led the Lobos with 19 points.

The Lobos (10-13, 4-7 MW) topped No. 6 Nevada (23-1, 10-1 MW) by 27 points in Albuquerque and the Wolf Pack responded with a 29-point victory in their home arena Saturday.

Nevada was led by five players scoring in double figures including a pair of 20-point scorers in seniors Trey Porter and Caleb Martin. UNM was led by Maluach with 19 points and seven rebounds followed by redshirt-junior Carlton Bragg who scored 13 points and posted a team-high eight rebounds. Redshirt-sophomore Keith McGee was UNM's third-leading scorer with nine points.

"Nevada was really good tonight, they established themselves around the rim defensively and they really established themselves around the rim offensively," head coach Paul Weir said. "I thought (Trey) Porter was terrific tonight and them as a group, they just won that war around the paint. Our post feeds were way off the lane and their post feeds were in the paint.

"Those were the things that really stuck out to me the most (tonight). Our ability to take care of the ball and their ability to control the rim area."

Highlights of the night included that UNM held Nevada to just six threes on the day while forcing the most Wolf Pack turnovers of the season (17). Prior to Saturday's contest, Nevada averaged just 9.6 turnovers per game.

The Lobos and the Wolf Pack battled through the first five minutes of the contest, but Nevada slowly crept out to a 12-point lead at the 14:48 mark and it increased from there. The sixth-ranked team in the nation opened on a 25-4 run over the first 10:13 before a dunk from junior Corey Manigault gave the Lobo offense some spark.

Just 14 seconds later, senior Anthony Mathis hit his first of two threes of the game to cut the once 21-point deficit to 16, 25-9.

Nevada followed with a 9-0 run to get back up by 25 with 6:44 left on the clock.

The Wolf Pack got the lead up to 29 before Maluach hit a layup, a free throw and a three for six points within 30 seconds to make it a 23-point game, 49-26.

Nevada eclipsed 50 points in the first half behind a combined 21 points from the Martin twins, Cody and Caleb, marking the first time UNM has allowed an opponent to score 50 or more points in the first half since New Mexico State on Dec. 4 on the road.

The Lobos went into the locker room down 25, 51-26, with three players in foul trouble including Manigault, Mathis and Bragg, each with three. At the break, UNM had forced eight turnovers. The Lobo defense also held Nevada from three-point range as the first half closed, including a 1-of-7 stint from behind the arc.

The Lobos fared better from the floor in the second half, shooting 40 percent (12-30) but Nevada shot an even 50 percent from the floor in both the first and second halves to finish 34-for-68 on the day.

Bragg hit 11 of his 13 points in the second half in an attempt to power the Lobos to a comeback, but despite the improved Lobo performance throughout the second 20 minutes, the Wolf Pack would lead by no less than 24 points throughout the remainder of the contest.

Overall, Nevada outscored UNM in the paint 42-20, off of turnovers 22-9 and in second-chance points 11-9. New Mexico's bench outscored that of Nevada 23-15 and both teams registered 10 fast-break points.

The Lobos will host a pair of contests in Dreamstyle Arena - The Pit this week as they take on San José State on Wednesday, Feb. 13 at 7 p.m. on AT&T SportsNet before hosting Fresno State on Saturday, Feb. 16 on ESPN3.

## Game #23

New Mexico 62 @ 10-13 (4-7 MW)

#	Player	Total	3-Ptr			Rebounds			PF	TP	A	TO	Bk	Stl	Min
			FG	FGA	FG%	FT	FTA	FT%							
34	MANIGAULT, Corey	2	0	0	0.0%	0	1	4	4	0	3	1	0	18	
14	KUIPER, Dane	1	1	1	100.0%	0	2	2	0	3	1	0	0	15	
35	BRAGG, Carlton	1	0	0	0.0%	3	5	8	4	13	3	0	1	19	
10	MALUACH, Makuach	9	7	11	63.6%	2	5	7	0	19	1	3	0	28	
22	DRINNON, Drue	9	0	3	0.0%	2	1	1	0	1	4	0	1	22	
02	JACKSON, Vance	1	1	1	100.0%	4	5	5	1	5	4	3	0	15	
03	McGEE, Keith	1	1	1	100.0%	0	1	1	9	1	2	0	0	27	
04	PERCY, Tavian	1	1	1	100.0%	0	3	3	1	3	1	0	0	10	
02	HENSON, Corey	1	1	1	100.0%	0	0	0	2	0	0	0	0	15	
32	MATHIS, Anthony	2	2	2	100.0%	0	1	1	4	6	1	2	0	21	
Team		2	2	2											
Totals		22-66	8-30	10-15	9	26	35	20	62	11	20	1	6	200	
FG % 1st Half:		10-36	27.8%	2nd half:	12-30	40.0%	Game:		22-66	33.3%	Rebounds		2		
3FG % 1st Half:		4-18	22.2%	2nd half:	4-12	33.3%	Game:		8-30	26.7%	PF		1		
FT % 1st Half:		2-3	66.7%	2nd half:	8-12	66.7%	Game:		10-15	66.7%	Stl		1		

Nevada 91 @ 23-1 (10-1 MW)

#	Player	Total	3-Ptr			Rebounds			PF	TP	A	TO	Bk	Stl	Min
			FG	FGA	FG%	FT	FTA	FT%							
00	THURMAN, Tre'Shawn	4	6	0	0.0%	2	2	6	3	10	3	2	0	22	
15	PORTER, Trey	4	8	11	72.7%	4	5	3	6	9	4	20	0	24	
24	CAROLINE, Jordan	4	15	0	0.0%	1	12	13	2	13	3	1	0	31	
10	MERCY, Tavian	3	7	13	46.2%	0	5	3	20	2	4	0	0	32	
11	MARTIN, Cody	3	4	1	25.0%	1	4	1	0	13	7	4	2	33	
05	ZAOUZ, Nisré	1	1	1	100.0%	0	0	0	2	1	0	0	0	5	
05	MARTIN, Caleb	1	1	1	100.0%	0	0	0	2	1	0	0	0	0	
20	CUNNINGHAM, David	0	0	0	0.0%	0	0	0	0	0	0	0	0	1	
21	BROWN, Jordan	0	3	0	0.0%	2	4	2	0	1	1	1	1	18	
22	JOHNSON, Jazz	6	11	4	36.4%	0	3	2	13	1	1	0	2	27	
Team		0	0	0											
Totals		34-68	16-20	17-24	11	38	49	17	91	18	17	4	9	200	
FG % 1st Half:		16-32	50.0%	2nd half:	16-32	50.0%	Game:		34-68	50.0%	Rebounds		4		
3FG % 1st Half:		4-13	30.8%	2nd half:	2	26.6%	Game:		6-20	30.0%	PF		2		
FT % 1st															



**Game 25 - New Mexico 73, Fresno State 81**  
Feb. 16, 2019 | Dreamstyle Arena - The Pit

**Lobos Upended in Second Half; Jackson Scores 30**

**ALBUQUERQUE, N.M.** --- After firing at 40 percent from the floor and going into halftime with a three-point advantage, The University of New Mexico men's basketball team was outscored in the second half by second-place Fresno State on Saturday, falling by a final score of 81-73. Redshirt-sophomore Vance Jackson scored a career-high 30 points in the contest, including 20 in the first half, marking the first time a Lobo has done so since 2017.

Jackson went 8-for-15 from the floor including 4-for-6 from 3-point range while shooting 10-of-11 from the free-throw line. His 30 points mark the first time a Lobo has netted 30 this season, and also the first time a Lobo has scored 30 points since Feb. 21, 2017 when former Lobo Elijah Brown achieved the feat against Wyoming.

The Lobos (11-14, 5-8 MW) were led by Jackson and another pair to rack up double figures including junior Corey Manigault (16) and senior Anthony Mathis (13). Manigault's 16 points marks the second straight game in which he has scored 15 points or more while Mathis has scored 10+ points in 20-of-25 games this season.

Redshirt-junior Carlton Bragg pulled down 10 boards and was the only player to do so in the game.

Throughout the first half, UNM went 40.0 percent from the floor, 45.5 percent from three, and made 13 free throws for 86.7 percent from the line (13-15). Fresno State got into early foul trouble, forcing limited minutes for Bulldog leading scorer Braxton Huggins. Huggins saw just 4:32 of action in the first half and went scoreless, but tallied 19 in the second half during Fresno State's comeback. He followed Deshon Taylor who led Fresno State with 26 points, 7-for-15, 5-for-8 from three, and 7-for-9 from the stripe.

"Taylor made a couple (threes) in the first half, Huggins made a couple in the second, and Taylor made another in the second. They made about five threes from beyond NBA range, and quite honestly that's not something that we are going out to try and take away," head coach Paul Weir said. "You have to tip your hat at some of those, they are great players making very deep shots."

Fresno State (19-6, 10-3 MW) got out to an early six-point lead, 10-4 at the 14:55 mark in the first half before Mathis hit his first three of the game to cut it back to three, 10-7. The Bulldogs again took a six-point lead but the Lobos went on a 6-0 run that included an and-1 for Jackson, followed by Mathis' second three of the night to tie it up 13-13.

With 5:39 left in the half, the Lobos trailed by eight, 30-22, but the UNM offense caught fire and went on a 16-5 run to close the first half.

The Lobo run included four free throws by Manigault (2) and Jackson (2) along with a layup from Manigault before Jackson hit a three to make it a one-point game, 32-31 Fresno State. The Bulldogs responded with a three of their own to make it a four-point game, 35-31.

Just 38 seconds after Jackson's three, redshirt-sophomore Keith McGee capitalized on the momentum and made a massive dunk to bring The Pit crowd of 12,494 to its feet. Jackson followed with another three 50 seconds later to put the Lobos on top by one, 36-35 with 1:04 left in the half.

Jackson finished the half with a pair of free throws for the 38-35 lead at the break.

The Lobos extended their run throughout the first minute of the second half and another Manigault layup and a Mathis three for their largest lead of the game, eight, 43-35. The triple capped a 21-5 run before Fresno State battled back with a 12-0 run to get ahead by four at the 16:27 mark, 47-43.

UNM would battle back and tie it 49-49 and neither team led by more than five until Fresno State got on top by six, 67-61 with seven minutes left.

The Lobos brought it within one just once more, 71-70 Bulldogs, on a Jackson layup, but Fresno State finished on a 10-3 run for the final.

Both squads posted runs of 12-0 in the game and held their largest leads of eight in the contest that saw seven lead changes.

Overall, UNM outrebounded Fresno State 40-33 and outscored the Bulldogs in the paint 22-20. Fresno State was whistled for 26 fouls that led to 28 points for UNM from the stripe compared to just 18 fouls for the Lobos, 17 points from the stripe for Fresno State.

UNM is set to return to action on Wednesday, February 20 when the Lobos travel to Utah State for a 9 p.m. MT contest on ESPNU.

**Game #25**

**Fresno State 81 • 19-6**

#	Player	Total		3-Pr		Rebounds		PF	TP	A	TO	Bk	Stl	Min	
		FG	FGA	FG-FTA	FT-FTA	Off	Def								
30	BITTNER, Sam	f	2-7	1-4	2-2	2	4	6	4	7	1	1	0	1	32
32	GRIMES, Nate	f	3-5	0-0	1-1	1	2	3	4	7	0	1	0	20	
4	HUGGINS, Braxton	g	5-12	3-10	6-8	0	5	5	4	19	1	2	0	23	
21	TAYLOR, Deshon	g	7-15	5-8	7-9	0	3	3	2	26	5	2	0	37	
55	BLACKWELL, Noah	g	4-8	3-5	0-0	0	3	3	2	11	4	0	0	26	
0	WILLIAMS, New	g	3-12	2-10	0-0	0	4	4	3	8	0	0	0	32	
11	GRAY, Christian	g	0-1	0-0	0-0	3	6	3	0	0	0	0	0	16	
13	AGAU, Aquil	g	1-1	0-0	1-2	0	1	1	4	3	0	1	0	10	
35	ROJAS, Lazaro	g	0-0	0-0	0-0	0	0	0	0	0	0	0	0	4	
Team						2		2							
Totals		25-61		14-37		17-22		7		26		81		11 6 3 9 200	

FG % 1st Half: 11-32 34.4% 2nd half: 14-29 48.3% Game: 25-61 41.0%  
3FG % 1st Half: 7-21 33.3% 2nd half: 7-16 43.8% Game: 14-37 37.8%  
FT % 1st Half: 6-7 85.7% 2nd half: 11-15 73.3% Game: 17-22 77.3%

**New Mexico 73 • 11-14**

#	Player	Total		3-Pr		Rebounds		PF	TP	A	TO	Bk	Stl	Min	
		FG	FGA	FG-FTA	FT-FTA	Off	Def								
01	MANIGAULT, Corey	f	5-10	0-0	6-10	2	4	6	2	16	1	3	1	25	
02	JACKSON, Vance	g	8-15	4-6	10-11	1	7	8	1	30	1	1	0	32	
03	MCGEE, Keith	g	2-6	0-3	1-2	0	2	4	5	1	0	0	0	24	
10	MALUACH, Makuach	g	0-5	0-2	2-2	1	4	5	2	2	5	0	0	22	
14	KUJPER, Dane	g	0-2	0-1	0-0	0	2	2	1	0	1	0	1	21	
15	PINCHUK, Vladimir	g	0-0	0-0	0-0	0	0	0	0	0	0	0	0	4	
22	DRINNON, Drue	g	1-1	0-0	0-0	1	2	3	2	0	2	0	0	16	
32	MATHIS, Anthony	g	3-5	3-5	4-4	0	1	1	4	13	0	0	0	32	
35	BRAGG, Carlton	g	1-6	0-0	5-8	3	7	10	2	7	2	2	2	20	
Team						3		10		23		13		3 1 1 200	
Totals		19-50		7-17		28-37		7		31		10		73 10 3 3 1 200	

FG % 1st Half: 10-25 40.0% 2nd half: 9-25 36.0% Game: 19-50 38.0%  
3FG % 1st Half: 5-11 45.5% 2nd half: 2-6 33.3% Game: 7-17 41.2%  
FT % 1st Half: 13-15 86.7% 2nd half: 15-22 68.2% Game: 28-37 75.7%

Officials: Mike O'Neill, Brad Ferris, Bob Staffen  
Technical fouls: Fresno State-HUGGINS, Braxton. New Mexico-None.  
Attendance: 12494

2018-19 Men's Basketball. Round: 0. Fresno St vs New Mexico. Played at .

Score by periods	1st	2nd	Total
Fresno State	35	46	81
New Mexico	38	35	73

**Game 26 - New Mexico 71, Utah State 55**  
Feb. 20, 2019 | Dee Glen Smith Spectrum

**Lobos Overcome by Utah State, Mathis Drops 20**

**ALBUQUERQUE, N.M.** --- Despite outshooting its opponent on the night, The University of New Mexico men's basketball team ultimately suffered a 71-55 loss on the road at Utah State on Wednesday night in a 9 p.m. league clash. Senior Anthony Mathis led the Lobos for the 11th time this season with his seventh 20-point game of 2018-19.

With the loss, UNM falls to 11-15 overall, 5-9 in Mountain West play, while Utah State improves to 21-6, 11-3 MW.

On the night, UNM outshot the Aggies 40.0 - 37.1 percent, marking the first time in conference play this season that the Lobos have lost when outshooting their opponent (5-1). UNM also fired more accurately from 3-point range, going 7-for-23 (30.4 percent) to USU's 7-for-27 (25.9 percent).

Utah State was led by freshman Neemias Queta who scored a game-high 23 points and registered his eighth double-double of the season with a game-best 10 rebounds.

"I thought we started off the game defensively perfect, exactly how we wanted. We got the shots that we wanted ... and I think it led to some good things offensively," head coach Paul Weir said. "At the end of the day, the issue was our turnovers. We just gave them a lot of easy stuff in transition that we just couldn't get because they took care of the ball."

The Lobo defense limited the Aggies to just 35 points in the first half and 36 in the second, but turnovers continued to plague UNM as the Lobos committed eight in the first half before adding 10 in the second, seven within 6:04. UNM's 55 points marks the least the Lobos have scored all season, following 58 at UNLV on Jan. 22.

UNM came out hot allowing USU to get out to a 13-9 three-point advantage, 3-0, on a jumper and a free throw from Queta before powering back with a 14-2 run that included a trio of Mathis jumpers, a three from sophomore Makuach Maluach and redshirt-sophomore Vance Jackson, as well as a layup from junior Corey Manigault.

The spree put the Lobos on top by nine, 14-5 and UNM held the lead until the seven-minute mark when USU's Brock Miller hit a three to get the Aggies back on top by one, 21-20.

UNM held the Aggies for a pair of possessions and forced a foul, sending Mathis to the line to tie it back up at the 5:28 mark, 21-21, and take the lead with the second, 22-21.

Twenty-five seconds later, Mathis hit another three to give the Lobos a four-point cushion, 25-21.

Two more ties ensued, once at the 2:47 mark and another with 24 seconds left when Manigault hit a free throw to make it 32-41.

Standout junior Sam Merrill hit a three with three seconds left on the clock to send the teams to the locker room with the Aggies leading by three, 35-32. The Lobos are now 1-7 in conference play when trailing at the half.

Utah State continued the momentum into the second half as the Aggies got ahead by seven at the 14:57 mark and never looked back. The Lobos would get as close as five but the Aggies continued to pile onto the lead, extending the advantage to double-digits with 9:01 left on a good three by sophomore Abel Porter, 52-41.

UNM cut a 13-point lead down to seven on an 8-2 run that included a Jackson layup, a three from redshirt-sophomore Keith McGee and another triple from Mathis, 56-49 with 4:30 left. A 6-0 run put Utah State back ahead by 13, however and the deficit remained in double figures from there en route to the 16-point final.

The Lobos have a bye week on Saturday and are set to return to action on Tuesday, Feb. 26 at San José State. Tipoff is scheduled for 8 p.m. MT on AT&T SportsNet.

**Game #26**

**New Mexico 55 • 11-15/5-9 MW**

#	Player	Total		3-Pr		Rebounds		PF	TP	A	TO	Bk	Stl	Min	
		FG	FGA	FG-FTA	FT-FTA	Off	Def								
01	MANIGAULT, Corey	f	3-9	0-1	1-2	0	4	4	3	7	0	4	0	20	
35	BRAGG, Carlton	f	0-0	0-0	2-2	0	7	7	5	2	0	2	0	29	
03	MCGEE, Keith	g	3-9	1-4	0-0	0	2	1	7	1	4	1	1	30	
10	MALUACH, Makuach	g	2-6	1-4	0-0	0	4	5	5	5	1	1	0	31	
02	MATHIS, Anthony	g	7-12	4-9	2-3	0	3	1	20	0	3	0	0	38	
02	JACKSON, Vance	g	3-12	1-5	1-2	1	8	9	2	8	3	1	0	30	
15	PINCHUK, Vladimir	g	1-1	0-0	0-0	1	1	1	2	0	0	0	0	8	
22	DRINNON, Drue	g	1-1	0-0	2-3	0	1	1	4	1	3	0	0	14	
Team						2		3							
Totals		20-50		7-23		8-12		7		31		19		55 10 18 4 5 200	

FG % 1st Half: 11-28 39.3% 2nd half: 9-22 40.9% Game: 20-50 40.0%  
3FG % 1st Half: 4-14 28.6% 2nd half: 3-9 33.3% Game: 7-23 30.4%  
FT % 1st Half: 5-9 55.6% 2nd half: 2-3 66.7% Game: 8-12 66.7%

**Utah St. 71 • 21-6/11-3 MW**

#	Player	Total		3-Pr		Rebounds		PF	TP	A	TO	Bk	Stl	Min	
		FG	FGA	FG-FTA	FT-FTA	Off	Def								
10	Quinn Taylor	f	4-9	0-1	0-1	4	7	0	8	2	1	1	1	22	
23	Neemias Queta	c	10-12	0-0	3-6	5	5	10	2	23	4	2	3	34	
05	Sam Merrill	g	3-18	3-11	4-4	0	5	5	2	13	4	2	0	39	
05	Abel Porter	g	1-4	1-2	0-0	0	2	2	4	3	1	0	1	29	
22	Brock Miller	g	1-11	1-9	0-0	0	1	1	3	1	0	0	0	24	
02	Dwayne Brown Jr.	g	0-1	0-0	0-0	0	1	1	0	0	0	0	0	2	
12	Justin Bean	g	4-8	0-0	0-0	3	2	5	3	8	1	0	2	21	
24	Diogo Brito	g	3-7	2-4	5-6	0	6	6	1	13	4	2	0	28	
00	JOHNSON, Alek	g	0-0	0-0	0-0	0	0	0	0	0	0	0	0	1	
Team						4		1		5		8			
Totals		26-70		7-27		12-17		16		42		13		71 21 8 6 13 200	

FG % 1st Half: 14-41 34.1% 2nd half: 12-29 41.4% Game: 26-70 37.1%  
3FG % 1st Half: 5-15 33.3% 2nd half: 2-12 16.7% Game: 7-27 25.9%  
FT % 1st Half: 2-5 40.0% 2nd half: 10-12 83.3% Game: 12-17 70.6%

Attendance: 6273  
Officials: John Higgins, Mike Reed, Jimmy Casas  
Technical fouls: New Mexico-MANIGAULT, Corey. Utah St.-None.  
Attendance: 6273

2018-19 Men's Basketball. Round: 0. New Mexico vs San Jose St. Played at .

Score by periods	1st	2nd	Total
New Mexico	52	23	55
Utah St.	35	36	71

**Game 27 - New Mexico 82, San José State 89**  
Feb. 26, 2019 | The Event Center

**Lobos Upset by Spartans on the Road**

**SAN JOSE, Calif.** --- In a season that has included intense highs, the Lobos suffered a disappointing loss on Tuesday night with a seven-point loss to the Mountain West's only remaining winless team in league play. Four Lobos scored in double figures in the 89-82 loss at San José State, including redshirt-sophomore Keith McGee who posted a UNM-career-high 25 points on 10-for-19 from the floor and 5-for-11 from behind the arc.

McGee has led the Lobos (11-16, 5-10 MW) in three of the last six games in scoring. Leading scorer for UNM on the season, senior Anthony Mathis, was able to register just five points, but his lone three on the night extended his 3-pointer streak to 20 straight games, good for seventh in Lobo program history.

The other three Lobos to score in double figures included junior Corey Manigault (17) and redshirt-junior Carlton Bragg (17) followed by sophomore Makuach Maluach (14). Bragg also registered his second double-double of the season with a season-high 16 rebounds.

The Spartans (4-23, 1-14 MW) fired at a rate of 48.4 percent on the night, marking their fourth-highest shooting percentage on the season behind a pair of 20-point scorers in sophomore Noah Baumann (26) and junior Michael Steadman (21).

"I thought Steadman was terrific, we quite frankly we couldn't guard him," head coach Paul Weir said. "Baumann obviously made some terrific shots, really challenged deep ones. Some of them you've got to tip your cap to him, some of them are obviously defensive lapses as well."

"I thought our second-half defense was a lot better but that first half, was awful. I thought Steadman and Baumann were the two best players on the court tonight, they were exceptional."

The Lobos' loss to the Spartans marks just the second in program history, UNM is now 14-2 in the series and 5-1 on the road.

UNM went into halftime down by just one, 47-46, but with 7:35 left on the clock in the second half, found itself down by 11, 76-65. The Lobos held the Spartans



**Game 28 - New Mexico 77, Colorado State 65**  
**March 2, 2019 | Dreamstyle Arena - The Pit**

**Lobos Split with Colorado State to Break Streak**

**ALBUQUERQUE, N.M.** --- The University of New Mexico men's basketball team snapped its streak on Saturday night with a 77-65 victory over Colorado State in front of 11,207 fans inside Dreamstyle Arena - The Pit. The Lobos were led by sophomore Makuach Maluach who collected a game-high 23 points for a new season-high.

The Lobos (12-16, 5-10 MW) outrebounded the Rams (12-17, 7-9 MW) by a margin of 22, 47-25 marking the second straight game that UNM has outrebounded its opponent by more than 15 boards.

Not only did Maluach lead the Lobos in scoring, he also registered his first career double-double with 10 rebounds. He was one of three Lobos to rack up 10+ rebounds, led by redshirt-junior Carlton Bragg (14) and junior Corey Manigault (11).

Bragg also posted three steals and finished just one point shy of his third double-double of the season with nine points.

The last time UNM had two or more 10+ rebounders was on Jan. 5 against their No. 5/6 Nevada.

"Certain elements of tonight's game went the way we wanted them to," head coach Paul Weir said. "We've really been emphasizing rebounding lately and tonight I thought that's what really made the difference for us."

The Lobos also had four players score in double figures including Maluach, senior Anthony Mathis (16) and redshirt-sophomores Vance Jackson (12) and Keith McGee (10).

UNM led by as many as 19 points in the second half against the CSU squad that claimed a 15-point victory the last time the teams met on Jan. 12 (91-76) in Fort Collins.

The Lobos got out to a five-point lead in just the first 1:41 on a pair of layups by Jackson and Bragg and a three from Mathis (7-2) before CSU tied it up for the first of three times in the match, 9-9, at the 16:51 mark.

The first half was a lot of back-and-forth before the Lobos slowly crept out to another 5+ point cushion when McGee hit a three with 9:14 left in the first half to put the Lobos up by seven, 22-15.

Colorado State again battled back and cut the Lobos lead to four with 6:57 left in the frame before the Lobos embarked on a 7-1 run, capped by a Bragg layup to put UNM up by 10, 32-22, with 3:29 left.

At the break, the Lobos went into the locker room on top by eight, 35-27. UNM is now 8-3 on the season, 5-2 in Mountain West play, when leading at the half.

The Lobos built on the lead in the second half. With 12:11 left on the clock, CSU had whittled a 14-point Lobo lead down to nine, 51-42, before the Lobos went on an 11-1 run to extend the UNM lead to a game-high 19, 62-43, with 7:31 left on the clock.

The 11-1 run included four points from Bragg on a pair of layups, two points each from Mathis and Manigault, followed by a three from Jackson to cap the run and bring fans to their feet.

The Rams got the game back down to single digits just twice, fouling as the clock ran down while using all four of their timeouts.

The Lobos made all eight of their free throws over the final 1:18 including six from Mathis. He was 6-for-6 from the line on the night and is shooting 89.3 percent from the stripe on the season.

On the night, the squads finished relatively even statistically with the Lobos outshooting the Rams 46.4 percent to 46.3 from the floor. Both teams made nearly 65 percent of their free throws while UNM outshot CSU from behind the arc 33.3 - 26.7 percent.

UNM is set to return to action on Wednesday, March 6 as the squad takes on Boise State for the only time this season on Senior Night at 7 p.m.

**Game 29 - New Mexico 73, Boise State 72**  
**March 6, 2019 | Dreamstyle Arena - The Pit**

**Lobos Heating Up, Edge Boise State on Senior Night**

**ALBUQUERQUE, N.M.** --- The University of New Mexico men's basketball team is heating up at the right time - heading into the close of the regular season and into the conference tournament - after edging Boise State 73-72 at home inside Dreamstyle Arena - The Pit on Senior Night Wednesday.

Following the evening's matchup, seniors Dane Kuiper and Anthony Mathis were honored in front of over 10,000 fans, accompanied by friends and family after their four years as Lobos.

"That's the perfect way to end," Mathis said. "We all finally came together and played for one another. Everyone kept saying 'let's do it for the seniors' and I really appreciate it. It's been a crazy year and just to finally come together and win one of those close games (is great)."

Mathis hit a pair of threes on Wednesday night to put him at 100 3-pointers this season, just three away from breaking the UNM single-season 3-pointer record (102 set in 1998-99 by Kevin Henry). He also ranks fifth in program history in career 3-pointers with 216 and extended his 3-pointer streak to 22 games for the fourth in UNM history.

A clutch 3-pointer from sophomore Makuach Maluach put the Lobos ahead by just one point, 73-72, with 1:27 left on the clock as UNM attempted to close out the back-and-forth match that saw eight lead changes and six ties. After a pair of missed Lobo free throws with 8.2 seconds left on the clock it was the Broncos to get the defensive rebound and one last chance at the win.

Boise State drove down the court and worked to the right wing, where Kuiper was waiting. He swatted the ball and collected the steal, his 26th of the season, to seal the victory for UNM.

"It felt great that I could contribute something to the team and win a game by doing it (getting the steal)," Kuiper said. "I just saw him bring that ball up and I swiped at it, and I got it. So it's a great feeling, on Senior Night especially."

"Dane Kuiper is one of the best defenders I've ever played with, or against," Mathis said. It's a picture-perfect ending."

The Lobos led by as many as 13, 38-25, with 4:24 left in the first half when Boise State cut it to 10 points on a layup and a jumper split by a Maluach free throw, 39-29.

Sophomore Keith McGee, who totaled 11 points on the night, hit a layup to make it a 12-point game at the half, 41-29.

The Broncos came out hot in the second half, going on an 11-2 run that included a pair of threes by leading scorers Justin Jessup and Derrick Alston, cutting the UNM lead to just three, 43-40, with 15:13 on the clock. Jessup and Alston led all players in scoring on the night with 23 points apiece.

Junior Corey Manigault, who led the Lobos on the night with 19 points, just one shy of his UNM career high, scored the next four straight points on free throws to put the Lobos back up by seven, 47-40. A BSU dunk took it back to five but Manigault hit a jumper and Maluach nailed a pair from the stripe to push the Lobo lead back to nine, 51-42, with 13:15 left.

Manigault scored the first eight points for UNM in the second half and finished 5-for-11 from the field but a perfect 9-for-9 from the free throw line. He led four Lobos to score in double figures including redshirt-sophomore Vance Jackson (12), McGee (11) and redshirt-junior Carlton Bragg (11). Bragg also racked up a team-high nine rebounds, just short of his third double-double of the season while collecting three blocks.

The squads tied the contest four more times en route to the 73-72 final. Last time Boise State visited Albuquerque, the Broncos came away with a 73-71 win with a last-minute comeback on Feb. 6, 2018.

With the win, the Lobos are now tied for seventh in the Mountain West standings and could possibly finish sixth, seventh or eighth on the season heading into the tournament.

On the night, the Broncos outshot UNM 47.4 percent to 41.5 percent for the Lobos and 40.0 - 38.5 percent from behind the arc. UNM did, however, outrebound Boise State 25-29 marking the third straight game that UNM has dominated the boards.

The Lobos return to action on Saturday, March 9 as they travel to Wyoming for their season finale at 4 p.m. MT on ESPN3.

**Game 30 - New Mexico 81, Wyoming 88**  
**March 9, 2019 | Arena-Auditorium**

**Bragg Goes 20/20, Mathis Ties Record, UNM Falls at Wyoming**

**LARAMIE, Wyo.** --- Despite falling on the road at Wyoming on Saturday evening by a score of 88-81, Redshirt-junior Carlton Bragg became the first Lobo to rack up 20 rebounds since 2012 and senior Anthony Mathis tied a UNM program record 102 3-pointers.

Bragg led UNM with 22 points and 20 rebounds while Mathis' 102nd 3-pointer of the season ties the overall program record for most threes in a single season which has stood since the 1998-99 season when Kevin Henry collected 102.

The last time a Lobo registered at least 20 points and 20 rebounds was on Feb. 18, 2012 when Drew Gordon hit 27 points and posted 20 boards in a 65-45 win over UNLV in The Pit.

With the loss, the Lobos' final regular-season record is 13-17, 7-11 MW. Following the conclusion of play across the league on Saturday, UNM is slated to be the seventh seed in the 2019 Mountain West Championships, taking on 10th-seed Wyoming (7-23, 3-14 MW) on Wednesday in the first round in Las Vegas, Nev. at 1:30 p.m.

"As hurtful as this loss may be, part of the tip of the cap is that Wyoming played terrific," head coach Paul Weir said. "I thought they were exceptional, you have to give credit. Hunter Thompson ... A.J. Banks - those guys were great players tonight and quite frankly we didn't respond to that, we didn't match that."

Wyoming took a small lead early after the Cowboys' Senior Night celebration prior to tipoff seemed to ignite a spark in the squad, specifically in senior and leading scorer Justin James. James scored the first five straight points to get Wyoming out to a 5-0 lead on a jumper and a three within 42 seconds. The Lobos followed with a 5-0 run from Bragg on a jumper, a layup and a free throw to make it 5-5 for the first tie of the game.

The squads went on to tie the score five times in the contest that saw four lead changes.

Wyoming slowly got out by as many as 10 points, 34-24, with 6:35 remaining in the first half before the Lobos went to a 10-0 run over 2:05 sparked by a jumper from sophomore Makuach Maluach. The run tied the matchup 34-34 and included a pair of free throws for Mathis and a triple from senior Dane Kuiper before Mathis capped the run with his first three of the night.

The teams knotted the score again at 36-36 with 3:32 left in the half and James followed with a three to put the Cowboys back up by three. Redshirt-sophomore Vance Jackson followed with a dunk and a steal before Maluach drained a three to give UNM its first lead of the game, 41-39 with 2:28 left in the first half.

Jackson finished the game with 13 points and 11 rebounds for his fifth double-double of the season.

The Lobos looked to be headed into the break with a two-point advantage, but with seven seconds left on the clock, Banks hit a three and UNM went into the locker room down one, 42-41.

Both James and Bragg stood out in the first half as James collected 20 points shooting 8-for-17 from the floor and 3-for-6 from behind the arc. Bragg went into the locker room with his third double-double of the season after scoring 11 points on 5-for-6 from the field and 10 rebounds.

Bragg scored 11 more points in the second half while James was limited to just eight.

The Lobos opened the second half with a layup from Jackson, assisted by Bragg, to make it 43-42 in favor of UNM. The teams traded shots and ultimately tied the game for the fifth and final time with 18:57 on the clock at 45-45 on another layup by Bragg, this time assisted by Jackson.

UNM trailed by just four with 9:57 left, 64-60, after a Bragg dunk, but Wyoming responded with a dunk of its own and proceeded on a 6-0 run to again make it a 10-point game.

The Lobos started fouling to stop the clock with 1:38 left and down by six (77-71) but Wyoming went 11-1 from the stripe down the stretch to hold off UNM en route to the eventual seven-point final, 88-81.

The teams combined for 46 fouls on the night with Mathis fouling out and Bragg and McGee each collecting four while the Cowboys had three players in foul trouble with four.

Wyoming was led by five players to score in double figures including James (28), Banks (20), Thompson (14), Jake Hendricks (11) and Jordan Naughton (10).

The Lobos were led by Bragg (22), Maluach (18), Jackson (13) and Mathis (12).

On the night, UNM was outshot 51.9 - 40.0 percent from the floor and 40.0 - 37.5 percent from 3-point range. The Cowboys also went 82.8 percent from the stripe (24-29) compared to 69.0 percent for the Lobos (20-29). UNM did however, outrebound the Cowboys 42-30 marking the fourth straight game that the Lobos have collected more boards.

New Mexico is set to return to action on Wednesday at 1:30 p.m. in Las Vegas, Nev. as it takes on Wyoming in the first round.

**Game #28**

**Colorado State 65 • 12-17**

#	Player	Total		3-Pr		Rebounds		PF	TP	A	TO	Bk	Stk	Min
		FG	FGA	FT	FTA	Off	Def							
31	THISLEWOOD, Adam	f	4-7	0-0	1-5	4	10	14	4	9	0	3	1	30
32	CARVACHO, Nico	c	9-19	0-0	4-8	4	11	14	4	22	2	3	0	31
03	MOORE, Kendle	g	3-7	1-3	0-1	0	2	2	4	7	1	2	0	37
02	PAIGE, D.	g	6-14	1-5	1-1	0	0	2	14	3	0	0	3	38
30	MARTIN, Kris	g	1-4	0-2	2-3	1	0	1	2	4	2	3	0	38
14	BERWICK, Robbie	g	2-4	0-1	0-0	0	2	2	5	4	1	0	0	17
21	RYAN, Logan	g	0-0	0-0	0-0	0	0	0	1	0	0	0	0	1
Team			0	7	7									
Totals			25-54	4-15	11-17	4	22	22	65	9	10	0	7	200

FG % 1st Half: 12-26 46.2% 2nd half: 13-28 46.4% Game: 25-54 46.3%  
 3FG % 1st Half: 2-7 28.6% 2nd half: 2-8 25.0% Game: 4-15 26.7%  
 FT % 1st Half: 1-3 33.3% 2nd half: 10-14 71.4% Game: 11-17 64.7%

**New Mexico 77 • 12-16**

#	Player	Total		3-Pr		Rebounds		PF	TP	A	TO	Bk	Stk	Min
		FG	FGA	FT	FTA	Off	Def							
35	BRAGG, Carlton	f	4-7	0-0	1-5	4	10	14	4	9	0	3	1	30
02	JACKSON, Vance	g	5-10	1-2	1-2	2	3	5	0	12	4	1	0	31
03	MCGEE, Keith	g	2-5	2-4	4-4	0	1	1	2	10	3	1	0	23
10	MALUACH, Makuach	g	8-14	1-3	6-7	5	5	10	3	23	0	3	0	33
32	MATHIS, Anthony	g	4-9	2-6	6-6	1	0	1	2	16	4	1	0	33
01	MANIGAULT, Corey	g	3-7	0-0	0-3	4	7	11	4	6	1	3	0	16
14	KUIPER, Dane	g	0-2	0-2	0-1	0	1	1	2	0	1	1	1	23
22	DRINNON, Jordan	g	0-2	0-1	1-2	0	0	0	1	1	2	1	0	14
33	ARROYO, Jordan	g	0-0	0-0	0-0	0	0	0	1	0	0	0	0	3
Team			0	0	0	1	3	4						
Totals			26-56	6-18	19-30	17	30	47	19	77	15	14	2	5

FG % 1st Half: 13-30 43.3% 2nd half: 13-26 50.0% Game: 26-56 46.4%  
 3FG % 1st Half: 3-9 33.3% 2nd half: 3-9 33.3% Game: 6-18 33.3%  
 FT % 1st Half: 6-10 60.0% 2nd half: 13-20 65.0% Game: 19-30 63.3%

Officials: Brent Meaux, Jim Schipper, Michael Irving  
 Technical Fouls: Colorado State-None, New Mexico-None.  
 Attendance: 11207  
 2018-19 Men's Basketball. Round: 0. Colorado St. vs New Mexico. Played at .

Score by periods	1st	2nd	Total
Colorado State	27	38	65
New Mexico	35	42	77

**Game #29**

**Boise State 72 • 11-19**

#	Player	Total		3-Pr		Rebounds		PF	TP	A	TO	Bk	Stk	Min
		FG	FGA	FT	FTA	Off	Def							
11	Zach Haney	f	5-9	0-0	1-2	0	2	2	5	11	1	0	1	25
00	Marcus Dickinson	g	0-2	0-1	0-0	0	1	1	2	0	2	1	0	21
01	Derrick Alston	g	8-13	5-8	2-2	0	6	6	1	23	4	0	0	29
21	Justin Jessup	g	8-16	2-6	5-5	0	4	4	2	23	2	0	1	39
20	RJ Williams	g	0-1	0-0	0-0	1	1	1	1	0	2	0	0	8
05	Malek Harwell	g	0-0	0-0	0-0	0	0	0	0	0	0	0	0	1
11	Pat Demberly	g	2-5	0-2	0-0	0	3	4	4	3	2	0	0	18
33	David Wackler	g	1-3	0-0	0-0	1	1	2	5	2	0	0	0	19
30	Alex Hobbs	g	4-8	1-3	2-2	0	4	4	1	9	0	2	0	30
Team			0	0	0	2	3	5						
Totals			27-57	8-20	10-11	4	25	29	21	72	10	1	5	200

FG % 1st Half: 13-29 44.8% 2nd half: 14-28 50.0% Game: 27-57 47.4%  
 3FG % 1st Half: 3-7 42.9% 2nd half: 5-13 38.5% Game: 8-20 40.0%  
 FT % 1st Half: 0-0 0.0% 2nd half: 10-11 90.9% Game: 10-11 90.9%

**New Mexico 73 • 13-16**

#	Player	Total		3-Pr		Rebounds		PF	TP	A	TO	Bk	Stk	Min
		FG	FGA	FT	FTA	Off	Def							
35	BRAGG, Carlton	f	3-5	0-0	5-9	2	7	9	3	11	1	1	3	25
02	JACKSON, Vance	g	4-11	2-7	2-2	1	3	4	2	12	3	3	0	29
10	MALUACH, Makuach	g	1-6	1-4	3-4	0	7	7	2	6	1	2	2	29
14	KUIPER, Dane	g	2-7	2-5	0-0	0	1	1	0	6	0	3	0	17
32	MATHIS, Anthony	g	2-4	2-4	0-0	0	1	1	2	6	3	1	0	36
01	MANIGAULT, Corey	g	5-11	0-0	9-9	2	4	6	2					

**Game 31 - New Mexico 78, Wyoming 68**  
**March 13, 2019 | Thomas & Mack Center**

**Comeback, Jackson Lead Lobos to MW Quarterfinals**

**LAS VEGAS, Nev.** --- The University of New Mexico men's basketball team executed its fifth-biggest comeback in program history on Wednesday afternoon against the 10th-seeded Wyoming Cowboys to advance to the 2019 Air Force Reserve MW Championship Quarterfinals Thursday. Redshirt-sophomore Vance Jackson led the Lobos with 26 points, eight rebounds and five assists while scoring 13 straight points in UNM's comeback run.

The Lobos were down by as many as 16 points before claiming a 10-point win, 78-68, after a 51-point second half. Fifty-one points ties for the fifth-most points in a half in tournament history. The last team to do so was New Mexico against UNLV on March 7, 2002. The contest also marks the first time this season that the Lobos have overcome a double-digit halftime deficit.

"I thought they gave us a tremendous blow early and pushed us really to the point of elimination," head coach Paul Weir said. "Thankfully we were able to kind of bounce back, finish the game we wanted and get a victory to move on."

Senior Anthony Mathis also made history on the night registering his 103rd 3-pointer of the season, breaking the UNM program-record 102 set in 1998-99 by Kevin Henry. His total also ranks fifth-most in Mountain West history.

The Lobos will take on No. 2-seed Utah State on Thursday at 6 p.m. PT / 7 p.m. MT on CBS Sports Network in the Thomas & Mack Center.

In a slow offensive start for the Lobos, the Cowboys got in front by 16 points with 2:32 left in the first half, a lead that UNM cut to 11 at the break after five straight points on a pair of Mathis free throws and a three from sophomore Makuach Maluach as the clock wound down, 38-27.

The Lobos came out of the half with a quick five points with a palpable new energy and despite a Wyoming layup in between, UNM made it an eight-point game with 19:12 left to play.

Over the next 4:23, UNM got the game down to six with a pair of free throws from Maluach, but the Cowboys went on a 7-0 run to get back in front by 13. That's when the Lobos started to take control.

Down 47-34 with 14:49 left on the clock the Lobos, who have struggled this year in coming back from deficits, went on an impressive 15-0 run to get out to a two-point lead, the first of the game.

The run started with a layup from redshirt-junior Carlton Bragg and Jackson proceeded to score 13 straight points kicked off by his own steal and layup at the 12:46 mark. Jackson hit a pair of threes, two layups, a jumper and a free throw within 2:59 to energize the Lobos and make the crowd in the "Pit West" roar. His go-ahead three came at the 9:47 mark, 49-47, and a layup by Wyoming leading scorer Justin James tied it at 49-49 with 9:20 on the clock.

The Lobos extended the run to 22-3 over the next minute to get out to a six-point lead, 56-50. The end of the run included a steal and a big dunk from Jackson as well as a pair of free throws from the sophomore.

Wyoming threatened with 3:24 left as it reduced the Lobo lead back to one on a dunk from Cowboy senior Jordan Naughton, 62-61. The Lobos followed it up however with an 8-0 run that included a pair of decisive, back-to-back Maluach dunks to make it 70-61 with 1:34 left.

UNM closed the contest on a 16-7 run for the eventual 10-point win, 78-68. The Lobos were led by four players to score in double figures including Jackson (26), Maluach (13), redshirt-sophomore Keith McGee (12) and Bragg (10). Jackson went a career-high 8-for-15 from the floor, 3-for-7 from behind the arc and 7-for-10 from the free throw line on the afternoon.

Wyoming was led by James who scored 31 points going 8-for-19 from the floor, 4-for-7 from 3-point range and 11-for-16 behind the arc.

On the evening, the Lobos were outshot by the Cowboys from the floor (38.2 - 35.9 percent) and from behind the arc (36.4 - 25.0 percent) but went 25-for-35 from the stripe for 71.4 percent to 66.7 for Wyoming.

The Lobos forced 16 turnovers of the Cowboys while turning the ball over just 11 times and outscored Wyoming 51-30 in the second half.

UNM returns to action on Thursday, March 14 as it takes on No. 2-seed Utah State at 6 p.m. PT / 7 p.m. MT in the 2019 Air Force Reserve Mountain West Championship Quarterfinals.

**Game #31**

**Wyoming 68 • 8-24**

#	Player	Pos	Total			3-Pr			Rebounds			PF	TP	A	TO	Blk	Stl	Min
			FG	FGA	FT	FTA	FG	FGA	FT	FTA	Off							
13	Trevon Taylor	f	0-0	0-0	0-0	0-0	2-2	5	0	2	1	0	0	22				
33	Jordan Naughton	f	4-7	0-0	2-3	1	4	5	4	10	0	1	1	0	18			
00	HENDRICKS, Jake	g	3-8	3-8	0-1	0	5	5	3	9	1	0	0	1	38			
01	Justin James	g	8-19	4-7	11-16	0	7	7	4	31	4	7	1	1	38			
02	A.J. Banks	g	3-7	0-1	2-3	0	5	2	8	4	4	0	1	33				
10	Hunter Thompson	g	2-7	0-3	1-2	1	3	4	4	5	1	1	1	0	27			
11	Trace Young	g	1-7	1-3	0-0	1	2	3	1	3	2	1	2	1	13			
22	Brandon Porter	g	0-0	0-0	2-2	0	1	1	3	2	0	0	0	1	11			
	Team					1	3	4			1							
	Totals		21-55	8-22	18-27	4	32	36	26	68	14	16	5	5	200			

FG % 1st Half: 11-30 36.7% 2nd half: 10-25 40.0% Game: 21-55 38.2% Deadball Rebounds 3.3  
 3FG % 1st Half: 7-12 58.3% 2nd half: 1-10 10.0% Game: 8-22 36.4%  
 FT % 1st Half: 9-11 81.8% 2nd half: 9-16 56.3% Game: 18-27 66.7%

**New Mexico 78 • 14-17**

#	Player	Pos	Total			3-Pr			Rebounds			PF	TP	A	TO	Blk	Stl	Min
			FG	FGA	FT	FTA	FG	FGA	FT	FTA	Off							
15	BRAGG, Carlton	f	3-7	0-0	4-8	1	6	7	4	10	0	1	0	0	18			
02	JACKSON, Vance	g	8-15	3-7	7-10	1	7	8	0	26	5	2	0	4	35			
10	MALUACH, Makuach	g	3-11	1-7	6-6	1	2	3	2	13	1	1	0	0	28			
14	KUJPER, Daine	g	0-3	0-3	1-2	0	7	7	3	1	2	2	0	0	24			
32	MATHIS, Anthony	g	1-13	1-6	3-4	3	4	7	2	6	2	0	0	2	39			
01	MANIGAULT, Corey	g	2-4	0-0	0-1	0	1	1	1	4	1	2	0	1	12			
03	McGEE, Keith	g	4-6	1-2	3-3	0	1	1	4	12	0	1	0	0	12			
04	PERCY, Tavian	g	0-1	0-0	0-0	0	1	1	0	0	0	0	0	0	2			
15	PINCHUK, Vladimir	g	1-1	0-0	1-1	1	2	3	2	3	0	0	0	0	13			
22	DRINNON, Drue	g	1-3	1-3	0-0	0	2	2	3	3	3	1	0	0	17			
	Team					4	1	5			1							
	Totals		23-64	7-28	25-35	11	34	45	21	78	14	11	0	7	200			

FG % 1st Half: 8-29 27.6% 2nd half: 15-35 42.9% Game: 23-64 35.9% Deadball Rebounds 5.2  
 3FG % 1st Half: 4-13 30.8% 2nd half: 3-15 20.0% Game: 7-28 25.0%  
 FT % 1st Half: 7-12 58.3% 2nd half: 18-23 78.3% Game: 25-35 71.4%

Officials: Mike Reed, Greg Nixon, Shawn Lehigh  
 Technical Fouls: Wyoming-None, New Mexico-None.  
 Attendance:

2019 Air Force Reserve Mountain West Men's Championships  
 First Round Game Two  
 Winner advances to Thursday's quarterfinal game vs #2 Utah State

Score by periods	1st	2nd	Total
Wyoming	38	30	68
New Mexico	27	51	78

# STAT BREAKDOWN: THIS SEASON VS UTAH STATE

## New Mexico vs. No. 2 Seed Utah State

RECORD:	OVERALL	HOME	AWAY	NEUTRAL
ALL GAMES	0-2	0-1	0-1	0-0
CONFERENCE	0-2	0-1	0-1	0-0
NON-CONFERENCE	0-0	0-0	0-0	0-0

#	Player	gp-gs	min	avg	Total		3-Point		F-Throw		Rebounds																
					fg-fga	fg%	3fg-fga	3fg%	ft-fa	ft%	off	def	tot	avg	pf	dq	a	a/g	to	to/g	a/to	blk	blk/g	stl	stl/g	pts	avg
32	MATHIS, Anthony	2-1	72	36.0	13-22	.591	8-16	.500	2-3	.667	0	5	5	2.5	2	0	0	0.00	6	3.00	0.00	0	0.00	0	0.00	36	18.0
02	JACKSON, Vance	2-0	63	31.5	8-24	.333	2-10	.200	3-4	.750	2	14	16	8.0	5	0	4	2.00	2	1.00	2.00	2	1.00	1	0.50	21	10.5
35	BRAGG, Carlton	2-2	57	28.5	6-13	.462	0-0	.000	8-9	.889	2	11	13	6.5	5	1	0	0.00	4	2.00	0.00	4	2.00	0	0.00	20	10.0
10	MALUACH, Makuach	2-2	64	32.0	6-18	.333	3-10	.300	2-2	1.000	4	7	11	5.5	9	1	8	4.00	2	1.00	4.00	1	0.50	0	0.00	17	8.5
03	McGEE, Keith	2-2	50	25.0	4-15	.267	2-7	.286	1-2	.500	0	3	3	1.5	3	0	3	1.50	7	3.50	0.43	1	0.50	4	2.00	11	5.5
01	MANIGAULT, Corey	2-1	23	11.5	4-10	.400	0-1	.000	1-2	.500	1	4	5	2.5	3	0	0	0.00	4	2.00	0.00	0	0.00	3	1.50	9	4.5
22	DRINNON, Drue	1-0	14	14.0	1-1	1.000	0-0	.000	2-3	.667	0	1	1	1.0	1	0	1	1.00	3	3.00	0.33	0	0.00	0	0.00	4	4.0
15	PINCHUK, Vladimir	2-1	22	11.0	1-1	1.000	0-0	.000	0-0	.000	3	1	4	2.0	3	0	2	1.00	1	0.50	2.00	1	0.50	0	0.00	2	1.0
14	KUIPER, Dane	1-0	25	25.0	0-4	.000	0-2	.000	1-2	.500	0	4	4	4.0	1	0	3	3.00	0	0.00	99.00	0	0.00	0	0.00	1	1.0
04	PERCY, Tavian	1-1	10	10.0	0-0	.000	0-0	.000	0-0	.000	0	4	0	0.0	2	0	0	0.00	0	0.00	0.00	0	0.00	0	0.00	0	0.0
Total.....		2	400		43-108	.398	15-46	.326	20-27	.741	17	53	70	35.0	34	2	21	10.50	29	14.50	0.72	9	4.50	8	4.00	121	60.5
Opponents.....		2	400		53-125	.424	16-45	.356	17-28	.607	25	53	78	39.0	30	-	37	18.50	21	10.50	1.76	10	5.00	17	8.50	139	69.5

Score by Periods	1st	2nd	Totals
New Mexico	59	62	121
Opponents	71	68	139

## No. 2 Seed Utah State vs. New Mexico

RECORD:	OVERALL	HOME	AWAY	NEUTRAL
ALL GAMES	2-0	1-0	1-0	0-0
CONFERENCE	2-0	1-0	1-0	0-0
NON-CONFERENCE	0-0	0-0	0-0	0-0

#	Player	gp-gs	min	avg	Total		3-Point		F-Throw		Rebounds																
					fg-fga	fg%	3fg-fga	3fg%	ft-fa	ft%	off	def	tot	avg	pf	dq	a	a/g	to	to/g	a/to	blk	blk/g	stl	stl/g	pts	avg
05	MERRILL, Sam	2-2	77	38.5	13-41	.317	5-18	.278	4-5	.800	2	7	9	4.5	5	0	7	3.50	4	2.00	1.75	1	0.50	4	2.00	35	17.5
23	QUETA, Neemias	2-2	63	31.5	14-21	.667	0-0	.000	3-6	.500	6	16	22	11.0	6	0	6	3.00	8	4.00	0.75	6	3.00	1	0.50	31	15.5
22	MILLER, Brock	2-2	59	29.5	6-17	.353	5-14	.357	2-2	1.000	1	1	2	1.0	2	0	3	1.50	1	0.50	3.00	0	0.00	1	0.50	19	9.5
10	TAYLOR, Quinn	2-2	52	26.0	7-14	.500	0-1	.000	2-5	.400	5	5	10	5.0	4	0	4	2.00	2	1.00	2.00	1	0.50	1	0.50	16	8.0
24	BRITO, Diogo	2-0	50	25.0	4-9	.444	3-6	.500	5-6	.833	1	8	9	4.5	1	0	5	2.50	3	1.50	1.67	0	0.00	4	2.00	16	8.0
12	BEAN, Justin	2-0	27	13.5	5-11	.455	0-0	.000	0-0	.000	4	4	8	4.0	3	0	1	0.50	1	0.50	1.00	2	1.00	3	1.50	10	5.0
15	PORTER, Abel	2-2	61	30.5	3-9	.333	3-5	.600	0-2	.000	0	8	8	4.0	7	0	9	4.50	2	1.00	4.50	0	0.00	3	1.50	9	4.5
02	BROWN JR., Dwayne	2-0	10	5.0	1-3	.333	0-1	.000	1-2	.500	0	1	1	0.5	2	0	2	1.00	0	0.00	99.00	0	0.00	0	0.00	3	1.5
30	JOHNSON, Alek	1-0	1	1.0	0-0	.000	0-0	.000	0-0	.000	0	0	0	0.0	0	0	0	0.00	0	0.00	0.00	0	0.00	0	0.00	0	0.0
Total.....		2	400		53-125	.424	16-45	.356	17-28	.607	25	53	78	39.0	30	0	37	18.50	21	10.50	1.76	10	5.00	17	8.50	139	69.5
Opponents.....		2	400		43-108	.398	15-46	.326	20-27	.741	17	53	70	35.0	34	-	21	10.50	29	14.50	0.72	9	4.50	8	4.00	121	60.5

Score by Periods	1st	2nd	Totals
Utah State	71	68	139
Opponents	59	62	121

# STAT BREAKDOWN: THIS SEASON VS FRESNO STATE

## New Mexico vs. No. 3 Seed Fresno State

RECORD:	OVERALL	HOME	AWAY	NEUTRAL
ALL GAMES	0-2	0-1	0-1	0-0
CONFERENCE	0-2	0-1	0-1	0-0
NON-CONFERENCE	0-0	0-0	0-0	0-0

#	Player	gp-gs	min	avg	Total		3-Point		F-Throw		Rebounds																
					fg-fga	fg%	3fg-fga	3fg%	ft-fa	ft%	off	def	tot	avg	pf	dq	a	a/g	to	to/g	a/to	blk	blk/g	stl	stl/g	pts	avg
02	JACKSON, Vance	2-1	62	31.0	13-32	.406	5-17	.294	15-17	.882	2	10	12	6.0	3	0	2	1.00	3	1.50	0.67	0	0.00	2	1.00	46	23.0
32	MATHIS, Anthony	2-0	62	31.0	9-18	.500	9-18	.500	5-5	1.000	0	1	1	0.5	9	1	1	0.50	2	1.00	0.50	1	0.50	2	1.00	32	16.0
01	MANIGAULT, Corey	2-1	39	19.5	8-17	.471	0-0	.000	9-13	.692	5	8	13	6.5	6	0	1	0.50	5	2.50	0.20	1	0.50	0	0.00	25	12.5
03	McGEE, Keith	2-2	50	25.0	4-15	.267	1-8	.125	6-8	.750	1	2	3	1.5	7	0	2	1.00	3	1.50	0.67	0	0.00	0	0.00	15	7.5
35	BRAGG, Carlton	2-1	46	23.0	3-13	.231	0-2	.000	8-15	.533	6	19	25	12.5	5	0	2	1.00	2	1.00	1.00	4	2.00	1	0.50	14	7.0
10	MALUACH, Makuach	2-2	46	23.0	3-13	.231	0-4	.000	3-4	.750	3	6	9	4.5	3	0	5	2.50	6	3.00	0.83	0	0.00	2	1.00	9	4.5
14	KUIPER, Dane	2-2	56	28.0	1-8	.125	0-5	.000	0-0	.000	1	5	6	3.0	3	0	2	1.00	2	1.00	1.00	1	0.50	2	1.00	2	1.0
15	PINCHUK, Vladimir	2-0	8	4.0	0-2	.000	0-0	.000	0-0	.000	0	0	0	0.0	1	0	0	0.00	0	0.00	0.00	0	0.00	0	0.00	0	0.0
04	PERCY, Tavian	1-1	15	15.0	0-0	.000	0-0	.000	0-0	.000	1	1	2	2.0	2	0	0	0.00	0	0.00	0.00	0	0.00	1	1.00	0	0.0
22	DRINNON, Druce	1-0	16	16.0	0-1	.000	0-0	.000	0-0	.000	1	2	3	3.0	2	0	2	2.00	0	0.00	99.00	0	0.00	0	0.00	0	0.0
Total.....		2	400		41-119	.345	15-54	.278	46-62	.742	22	56	78	39.0	41	1	17	8.50	23	11.50	0.74	7	3.50	10	5.00	143	71.5
Opponents.....		2	400		53-124	.427	18-57	.316	39-54	.722	20	64	84	42.0	47	-	21	10.50	21	10.50	1.00	3	1.50	12	6.00	163	81.5

Score by Periods	1st	2nd	Totals
New Mexico	71	72	143
Opponents	70	93	163

## No. 3 Seed Fresno State vs. New Mexico

RECORD:	OVERALL	HOME	AWAY	NEUTRAL
ALL GAMES	2-0	1-0	1-0	0-0
CONFERENCE	2-0	1-0	1-0	0-0
NON-CONFERENCE	0-0	0-0	0-0	0-0

#	Player	gp-gs	min	avg	Total		3-Point		F-Throw		Rebounds																
					fg-fga	fg%	3fg-fga	3fg%	ft-fa	ft%	off	def	tot	avg	pf	dq	a	a/g	to	to/g	a/to	blk	blk/g	stl	stl/g	pts	avg
21	TAYLOR, Deshon	2-2	72	36.0	14-29	.483	5-11	.455	13-19	.684	1	9	10	5.0	5	0	9	4.50	8	4.00	1.13	0	0.00	5	2.50	46	23.0
04	HUGGINS, Braxton	2-2	52	26.0	11-27	.407	5-16	.313	14-17	.824	0	13	13	6.5	9	1	3	1.50	3	1.50	1.00	2	1.00	0	0.00	41	20.5
32	GRIMES, Nate	2-2	51	25.5	12-19	.632	0-2	.000	2-4	.500	9	13	22	11.0	6	0	1	0.50	2	1.00	0.50	1	0.50	0	0.00	26	13.0
55	BLACKWELL, Noah	2-1	51	25.5	6-14	.429	4-7	.571	0-0	.000	0	4	4	2.0	3	0	5	2.50	3	1.50	1.67	0	0.00	1	0.50	16	8.0
20	BITTNER, Sam	2-2	66	33.0	4-11	.364	2-6	.333	3-4	.750	3	8	11	5.5	7	0	1	0.50	1	0.50	1.00	0	0.00	1	0.50	13	6.5
00	WILLIAMS, New	2-1	59	29.5	3-19	.158	2-15	.133	3-4	.750	0	8	8	4.0	5	0	1	0.50	2	1.00	0.50	0	0.00	2	1.00	11	5.5
35	ROJAS, Lazaro	2-0	13	6.5	1-2	.500	0-0	.000	3-4	.750	2	2	4	2.0	2	0	0	0.00	0	0.00	0.00	0	0.00	0	0.00	5	2.5
13	AGAU, Aguir	2-0	16	8.0	2-2	1.000	0-0	.000	1-2	.500	0	1	1	0.5	6	0	0	0.00	1	0.50	0.00	0	0.00	0	0.00	5	2.5
11	GRAY, Christian	1-0	16	16.0	0-1	.000	0-0	.000	0-0	.000	3	3	6	6.0	3	0	0	0.00	0	0.00	0.00	0	0.00	3	3.00	0	0.0
03	McWILLIAMS, Johnny	1-0	4	4.0	0-0	.000	0-0	.000	0-0	.000	0	0	0	0.0	1	0	1	1.00	0	0.00	99.00	0	0.00	0	0.00	0	0.0
Total.....		2	400		53-124	.427	18-57	.316	39-54	.722	20	64	84	42.0	47	1	21	10.50	21	10.50	1.00	3	1.50	12	6.00	163	81.5
Opponents.....		2	400		41-119	.345	15-54	.278	46-62	.742	22	56	78	39.0	41	-	17	8.50	23	11.50	0.74	7	3.50	10	5.00	143	71.5

Score by Periods	1st	2nd	Totals
Fresno State	70	93	163
Opponents	71	72	143



# STAT BREAKDOWN: THIS SEASON VS AIR FORCE

## New Mexico vs. No. 6 Seed Air Force

RECORD:	OVERALL	HOME	AWAY	NEUTRAL
ALL GAMES	1-0	0-0	1-0	0-0
CONFERENCE	1-0	0-0	1-0	0-0
NON-CONFERENCE	0-0	0-0	0-0	0-0

#	Player	gp-gs	min	avg	Total		3-Point		F-Throw		Rebounds										pts	avg					
					fg-fga	fg%	3fg-fga	3fg%	ft-fa	ft%	off	def	tot	avg	pf	dq	a	a/q	to	to/q			a/to	blk	blk/q	stl	stl/q
32	MATHIS, Anthony	1-1	36	36.0	5-12	.417	3-9	.333	4-4	1.000	0	1	1	1.0	1	0	3	3.00	1	1.00	3.00	0	0.00	2	2.00	17	17.0
02	JACKSON, Vance	1-0	27	27.0	5-12	.417	2-7	.286	2-4	.500	1	5	6	6.0	2	0	2	2.00	4	4.00	0.50	0	0.00	0	0.00	14	14.0
10	MALUACH, Makuach	1-1	32	32.0	5-9	.556	2-5	.400	0-1	.000	1	6	7	7.0	1	0	2	2.00	5	5.00	0.40	0	0.00	1	1.00	12	12.0
14	KUJIPER, Dane	1-1	29	29.0	4-7	.571	2-4	.500	0-0	.000	0	2	2	2.0	1	0	2	2.00	3	3.00	0.67	0	0.00	2	2.00	10	10.0
01	MANIGAULT, Corey	1-0	16	16.0	1-4	.250	0-0	.000	3-4	.750	1	2	3	3.0	3	0	0	0.00	0	0.00	0.00	1	1.00	1	1.00	5	5.0
35	BRAGG, Carlton	1-1	17	17.0	2-4	.500	0-0	.000	1-3	.333	3	6	9	9.0	4	0	1	1.00	2	2.00	0.50	2	2.00	1	1.00	5	5.0
25	EZZEDDINE, Karim	1-1	23	23.0	1-4	.250	0-0	.000	0-0	.000	3	3	6	6.0	0	0	1	1.00	3	3.00	0.33	0	0.00	2	2.00	2	2.0
22	DRINNON, Drue	1-0	7	7.0	0-1	.000	0-1	.000	0-0	.000	0	1	1	1.0	2	0	1	1.00	0	0.00	99.00	0	0.00	0	0.00	0	0.0
04	PERCY, Tavian	1-0	3	3.0	0-0	.000	0-0	.000	0-0	.000	0	0	0	0.0	0	0	0	0.00	0	0.00	0.00	0	0.00	0	0.00	0	0.0
15	PINCHUK, Vladimir	1-0	10	10.0	0-0	.000	0-0	.000	0-0	.000	0	2	2	2.0	0	0	1	1.00	1	1.00	1.00	0	0.00	0	0.00	0	0.0
Total.....		1	200		23-53	.434	9-26	.346	10-16	.625	10	28	38	38.0	14	0	13	13.00	19	19.00	0.68	3	3.00	9	9.00	65	65.0
Opponents.....		1	200		24-63	.381	2-15	.133	8-12	.667	14	24	38	38.0	17	-	17	17.00	14	14.00	1.21	2	2.00	10	10.00	58	58.0

Score by Periods	1st	2nd	Totals
New Mexico	38	27	65
Opponents	29	29	58

## No. 6 Seed Air Force vs. New Mexico

RECORD:	OVERALL	HOME	AWAY	NEUTRAL
ALL GAMES	0-1	0-1	0-0	0-0
CONFERENCE	0-1	0-1	0-0	0-0
NON-CONFERENCE	0-0	0-0	0-0	0-0

#	Player	gp-gs	min	avg	Total		3-Point		F-Throw		Rebounds										pts	avg					
					fg-fga	fg%	3fg-fga	3fg%	ft-fa	ft%	off	def	tot	avg	pf	dq	a	a/q	to	to/q			a/to	blk	blk/q	stl	stl/q
12	SCOTTIE, Lavelle	1-1	36	36.0	10-27	.370	0-2	.000	0-0	.000	1	3	4	4.0	4	0	1	1.00	3	3.00	0.33	0	0.00	4	4.00	20	20.0
34	SWAN, Ryan	1-1	34	34.0	5-10	.500	0-2	.000	4-4	1.000	5	6	11	11.0	3	0	1	1.00	2	2.00	0.50	0	0.00	3	3.00	14	14.0
22	LOUDER, Pervis	1-0	19	19.0	5-8	.625	0-1	.000	0-0	.000	0	0	0	0.0	2	0	3	3.00	0	0.00	99.00	1	1.00	1	1.00	10	10.0
44	VAN SOELEN, Keaton	1-1	30	30.0	2-4	.500	1-2	.500	0-2	.000	3	6	9	9.0	2	0	0	0.00	3	3.00	0.00	1	1.00	2	2.00	5	5.0
00	MORRIS, Caleb	1-1	28	28.0	1-7	.143	1-5	.200	2-2	1.000	1	3	4	4.0	1	0	3	3.00	1	1.00	3.00	0	0.00	0	0.00	5	5.0
03	TOMES, Sid	1-1	29	29.0	1-4	.250	0-2	.000	1-2	.500	0	2	2	2.0	2	0	5	5.00	2	2.00	2.50	0	0.00	0	0.00	3	3.0
10	WALKER, AJ	1-0	12	12.0	0-1	.000	0-0	.000	1-2	.500	0	0	0	0.0	1	0	1	1.00	0	0.00	99.00	0	0.00	0	0.00	1	1.0
05	JOYCE, Chris	1-0	11	11.0	0-2	.000	0-1	.000	0-0	.000	0	2	2	2.0	0	0	2	2.00	2	2.00	1.00	0	0.00	0	0.00	0	0.0
11	AKAYA, Ameka	1-0	1	1.0	0-0	.000	0-0	.000	0-0	.000	0	0	0	0.0	2	0	1	1.00	1	1.00	1.00	0	0.00	0	0.00	0	0.0
Total.....		1	200		24-63	.381	2-15	.133	8-12	.667	14	24	38	38.0	17	0	17	17.00	14	14.00	1.21	2	2.00	10	10.00	58	58.0
Opponents.....		1	200		23-53	.434	9-26	.346	10-16	.625	10	28	38	38.0	14	-	13	13.00	19	19.00	0.68	3	3.00	9	9.00	65	65.0

Score by Periods	1st	2nd	Totals
Air Force	29	29	58
Opponents	38	27	65

# UNM VS OPPONENTS

## Air Force

New Mexico leads 59-23

Home 34-4 (Pit 34-2), Road 21-15, Neutral 3-1

12-7-57	Air Force	68-50	Albuquerque
1-29-60	Air Force	70-66	at Denver
12-1-60	Air Force	85-73	at Air Force
2-7-62	Air Force	62-56	Albuquerque
2-11-67	New Mexico	73-64 (OT)	at Air Force
1-3-68	New Mexico	88-60	Albuquerque
2-7-70	New Mexico	64-61	at Air Force
1-11-71	New Mexico	73-66	Albuquerque
1-22-81	New Mexico	38-37	at Air Force
2-28-81	New Mexico	79-69	Albuquerque
1-8-82	New Mexico	68-61	Albuquerque
2-27-82	Air Force	64-59	at Air Force
1-17-83	New Mexico	89-76	Albuquerque
2-10-83	Air Force	61-52	at Air Force
1-19-84	New Mexico	57-47	at Air Force
2-20-84	New Mexico	49-48	Albuquerque
1-12-85	New Mexico	91-50	Albuquerque
2-1-85	New Mexico	58-52	at Air Force
2-6-86	New Mexico	72-70	Albuquerque
2-22-86	Air Force	66-64	at Air Force
1-17-87	New Mexico	80-65	at Air Force
2-28-87	New Mexico	80-73	Albuquerque
1-8-88	New Mexico	80-67	Albuquerque
2-4-88	Air Force	65-58	Albuquerque
2-11-89	New Mexico	79-67	Albuquerque
2-25-89	New Mexico	80-73	at Air Force
3-9-89	New Mexico	74-60	at Salt Lake *
1-27-90	New Mexico	61-44	Albuquerque
2-28-90	New Mexico	62-54	at Air Force
1-31-91	New Mexico	92-55	Albuquerque
2-28-91	New Mexico	66-56	at Air Force
1-11-92	New Mexico	78-63	Albuquerque
2-29-92	New Mexico	70-55	at Air Force
1-9-93	New Mexico	63-43	Albuquerque
2-27-93	New Mexico	80-60	at Air Force
1-8-94	New Mexico	80-54	at Air Force
2-24-94	New Mexico	90-71	Albuquerque
1-4-95	New Mexico	86-72	Albuquerque
3-4-95	Air Force	59-58	at Air Force
1-4-96	New Mexico	61-49	at Air Force
2-29-96	New Mexico	67-55	Albuquerque
1-3-98	New Mexico	92-59	Albuquerque
2-14-98	New Mexico	96-72	at Air Force
1-22-00	New Mexico	89-72	Albuquerque
2-12-00	New Mexico	81-67	at Air Force
1-13-01	New Mexico	59-52	Albuquerque
2-10-01	Air Force	53-49	at Air Force
1-14-02	New Mexico	50-47	Albuquerque
2-9-02	Air Force	47-44	at Air Force
2-8-03	New Mexico	73-59	Albuquerque
3-8-03	Air Force	68-60	at Air Force
1-17-04	Air Force	68-42	Albuquerque
2-14-04	Air Force	51-50	at Air Force
1-15-05	Air Force	64-62	at Air Force
2-14-05	New Mexico	63-52	Albuquerque
1-21-06	New Mexico	62-59	Albuquerque
2-22-06	Air Force	51-46	at Air Force
1-9-07	Air Force	65-57	at Air Force
2-10-07	Air Force	60-51	Albuquerque
1-19-08	New Mexico	59-54	Albuquerque
2-20-08	New Mexico	68-51	at Air Force
1-10-09	New Mexico	78-53	Albuquerque
2-11-09	New Mexico	76-66	at Air Force
1-20-10	New Mexico	73-50	at Air Force
2-20-10	New Mexico	59-56	Albuquerque
3-11-10	New Mexico	75-69	at Las Vegas\$
2-1-11	New Mexico	75-61	at Air Force
3-5-11	New Mexico	66-61	Albuquerque
1-31-12	New Mexico	81-42	at Air Force
2-29-12	New Mexico	86-56	Albuquerque
3-8-12	New Mexico	79-64	at Las Vegas\$
2-6-13	New Mexico	81-58	Albuquerque
3-9-13	Air Force	89-88	at Air Force
3-5-14	New Mexico	80-52	Albuquerque
1-14-15	New Mexico	60-48	Albuquerque
2-4-15	Air Force	59-53	at Air Force
3-11-15	Air Force	68-61	Las Vegas \$
1-27-16	New Mexico	84-55	Albuquerque
2-20-16	Air Force	76-72	at Air Force
2-8-17	New Mexico	74-67	at Air Force
12-27-17	New Mexico	87-58	Albuquerque
2-10-18	Air Force	100-92	at Air Force
1-2-19	New Mexico	65-58	at Air Force

## Fresno State

New Mexico leads 16-14

Home 10-2 (Pit 10-2), Road 4-11, Neutral 2-1

12-29-47	Fresno State	57-49	at Fresno
12-30-47	Fresno State	47-43	at Fresno
3-19-85	Fresno State	66-55	at Fresno#
1-7-93	New Mexico	85-64	Albuquerque
2-25-93	Fresno State	71-57	at Fresno
3-11-93	New Mexico	72-48	at Salt Lake*
1-10-94	Fresno State	69-65	at Fresno
2-26-94	New Mexico	82-67	Albuquerque
1-2-95	New Mexico	74-66	Albuquerque
3-2-95	New Mexico	72-69	at Fresno

1-2-96	Fresno State	76-75	at Fresno
3-2-96	New Mexico	86-84	Albuquerque
3-8-96	New Mexico	104-99 (30T)	Albuquerque*
1-4-99	Fresno State	86-80	at Fresno
2-13-99	New Mexico	83-81	Albuquerque
1-12-13	New Mexico	72-45	Albuquerque
2-13-13	New Mexico	54-48	at Fresno
1-18-14	New Mexico	89-78	at Fresno
3-13-14	New Mexico	93-77	at Las Vegas\$
12-31-14	New Mexico	76-64	Albuquerque
2-28-15	Fresno State	59-55	at Fresno
1-2-16	New Mexico	77-62	at Fresno
2-27-16	Fresno State	92-82	Albuquerque
12-28-16	New Mexico	78-73	Albuquerque
2-18-17	Fresno State	71-61	at Fresno
3-9-17	Fresno State	65-60	at Las Vegas\$
1-13-18	Fresno State	80-89	at Fresno
3-3-18	New Mexico	95-86 (OT)	Albuquerque
2-2-19	Fresno State	82-70	at Fresno
2-16-19	Fresno State	81-73	Albuquerque

## Utah State

Utah State leads 25-11

Home 8-11 (Pit 3-3), Road 2-13, Neutral 1-0

2-2-52	Utah State	68-52	at Logan
2-7-52	Utah State	62-58	Albuquerque
2-7-53	Utah State	76-70	at Logan
2-21-53	New Mexico	99-91	Albuquerque
2-6-54	New Mexico	97-74	Albuquerque
2-20-54	Utah State	65-55	at Logan
2-3-55	Utah State	89-63	at Logan
2-26-55	Utah State	79-68	Albuquerque
2-4-56	Utah State	75-62	at Logan
3-3-56	New Mexico	74-63	Albuquerque
2-2-57	Utah State	84-73	Albuquerque
3-2-57	Utah State	69-61	at Logan
2-8-58	Utah State	60-46	at Logan
3-6-58	Utah State	78-68	Albuquerque
2-7-59	Utah State	87-72	Albuquerque
3-6-59	Utah State	93-72	Albuquerque
2-6-60	Utah State	86-59	at Logan
3-3-60	Utah State	103-72	Albuquerque
2-4-61	New Mexico	75-68	Albuquerque
3-3-61	Utah State	108-78	at Logan
2-2-62	Utah State	76-64	at Logan
3-3-62	Utah State	88-77	Albuquerque
12-29-79	Utah State	117-83	Albuquerque
1-28-14	New Mexico	78-65	at Logan
2-25-14	New Mexico	67-58	Albuquerque
1-10-15	New Mexico	66-60	at Logan
2-7-15	Utah State	63-60	Albuquerque
1-9-16	New Mexico	77-59	Albuquerque
2-9-16	Utah State	80-72	at Logan
1-4-17	Utah State	79-76	at Logan
1-24-17	New Mexico	74-61	Albuquerque
1-31-18	Utah State	80-89	at Logan
2-14-18	New Mexico	78-63	Albuquerque
3-9-18	New Mexico	83-68	at Las Vegas\$
1-26-19	Utah State	68-66	Albuquerque
2-20-19	Utah State	71-55	at Logan