



THE UNIVERSITY OF NEW MEXICO LOBO FOOTBALL

ATHLETIC COMMUNICATIONS

Frank Mercogliano, Asst. A.D. for Communications
Email: fmercog@unm.edu
Cell Phone: 505-410-4844
Twitter: @fmmmercogliano
www.GoLobos.com

1939 Sun Bowl * 1944 Sun Bowl * 1946 Sun Bowl * 1947 Harbor Bowl * 1961 Aviation Bowl * 1997 Insight.com Bowl * 2002 Las Vegas Bowl * 2003 Las Vegas Bowl * 2004 Emerald Bowl * 2006 New Mexico Bowl * 2007 New Mexico Bowl * 2015 Gildan New Mexico Bowl * 2016 Gildan New Mexico Bowl

Game 3

Date..... Saturday, September 21
Time..... 2:30 p.m Mountain Time
Location..... Albuquerque N.M.
Venue..... Dreamstyle Stadium
Capacity..... 39,224
Television..... AT&T Sports Net
Series Record..... New Mexico leads 71-33-5
In ABQ..... New Mexico leads 42-15-3
In Las Cruces..... New Mexico leads 29-18-2
Current Streak..... New Mexico, 1
Last Meeting in Albuquerque..... 9/9/17, NMSU 30-28
Last Meeting in Las Cruces..... 9/15/19, UNM 42-25



New Mexico Lobos

Record: 1-1 MW: 0-0

Head Coach: Bob Davie
UNM Record: 34-55 (8th Year)
Career Record: 69-80 (13th Year)



New Mexico State Aggies

Record: 0-3

Head Coach: Doug Martin
NMSU Record: 20-56 (7th season)
Career Record: 49-109 (14th season)



Broadcast Info

TV: AT&T Sports Network
Play-by-Play
Analyst..... Sed Bonner
Sideline Reporter..... Marc Stout
RADIO: Lobo Radio Network (770 KKOZ-AM flagship in Albuquerque)
Play-by-Play..... Robert Portnoy
Analyst..... DonTrell Moore
Sideline Reporter..... Ned James

2019 Schedule



Sam Houston St.

Series Record is now..... 1-1
Site..... Dreamstyle Stadium (39,224)
TV..... Mountain West Network
Radio..... Lobo Radio Network



at Liberty

Series Record..... 0-1
Site..... Williams Stadium (25,000)
TV..... ESPN+
Radio..... Lobo Radio Network



at NR/RV Wyoming

Series Record..... 34-37
Site..... War Memorial Stadium (29,121)
TV..... AT&T Sports Net
Radio..... Lobo Radio Network



Air Force

Series Record..... 14-22
Site..... Dreamstyle Stadium (39,224)
TV..... AT&T Sports Net
Radio..... Lobo Radio Network



at 7/7 Notre Dame

Series Record is now..... 0-1
Site..... Notre Dame Stadium (77,622)
TV..... NBC
Radio..... Lobo Radio Network



at San Jose State

Series Record..... 5-12-1
Site..... CEFCU Stadium (30,456)
TV..... CBS Sports Network
Radio..... Lobo Radio Network



NR/RV Hawai'i

Series Record..... 10-14
Site..... Dreamstyle Stadium (39,224)
TV..... Spectrum/Facebook
Radio..... Lobo Radio Network



at 22/22 Boise State

Series Record..... 1-8
Site..... Albertsons Stadium (36,387)
TV..... ESPN Family
Radio..... Lobo Radio Network



New Mexico State

Series Record..... 71-33-5
Site..... Dreamstyle Stadium (39,224)
TV..... AT&T Sports Net
Radio..... Lobo Radio Network



Colorado State

Series Record..... 25-41
Site..... Dreamstyle Stadium (39,224)
TV..... CBS Sports Network
Radio..... Lobo Radio Network



at Nevada

Series Record..... 3-3-1
Site..... Mackay Stadium (29,993)
TV..... ESPN Family
Radio..... Lobo Radio Network



Utah State

Series Record..... 13-12
Site..... Dreamstyle Stadium (39,224)
TV..... Stadium/Facebook
Radio..... Lobo Radio Network

What's Inside

Must Haves for the Media Section

Schedule/Staff/At a Glance..... 1
Media Schedule/Policies..... 2
Roster..... 3-4
Two-Deep..... 5
Where They Come From..... 6
Making National Headlines..... 7

Section That Will Make Any Broadcast Better

Notes..... 8-15
Uniform Tracker..... 16

Game-by-Game and Career Individual Stats..... 17-25
2019 Opponent Schedules..... 26
About Head Coach Bob Davie..... 27

Section That Will Make Any Stats & Numbers Person Happy

Red Zone Report/Starting Lineups..... 28
Results and Team Statistics..... 29
Offensive Statistics..... 30-32
Defensive Statistics..... 33
Season and Career Statistics..... 34-36

The Game-by-Game Section

UNM Game-by-Game Statistics..... 37
Opponent Game-by-Game Statistics..... 38
Game-by-Game Passing/Rushing/Receiving..... 39
Game-by-Game UNM Tackles..... 40
The Last Time it Happened..... 41
Game Recaps..... 42



GENERAL INFORMATION

Name of School University of New Mexico
City/Zip Albuquerque, N.M. 87106
Founded 1889 by Territorial Legislature
Enrollment 22,225
Nickname Lobos
School Colors Cherry and Silver
Stadium Dreamstyle Stadium
Capacity 39,224
Conference Mountain West
Affiliation NCAA I
President Dr. Garnett Stokes
Athletic Director Eddie Nuñez
Athletic Dept. Phone 505-925-5501
Ticket Office Phone 505-925-LOBO

COACHING STAFF

Head Coach Bob Davie
Alma Mater, Year Youngstown State, 1977
Record at School (years) 34-55, 8th season
Career Record (years) 69-80, 13th season
Football Office Phone 505-925-5700
Best Time of Day to Reach Coach Contact SID
Assistant Coaches
Joe Dailey Off. Coord./QBs
Saga Tuitele Run Game Coord./OL
Apollo Wright Off. Pass Game Coord./RBs
Scott Baumgartner WRs
Clay Davie TEs
Jacob Girgle Grad. Asst. (Offense)
Jordan Peterson Def. Coord./S
Perry Eliano Special Teams/CBs
Dan Carrel LBs
Stan Eggen DL
Dillon Sanders LBs
Jake Rothschilder Grad. Asst. (Defense)
Joe Montag Grad. Asst. (Defense)
Director of Football Ops. Dusty Bennett
Dir. of Recruiting Greg Svarczkopf
Asst. Ops./Recruiting Jacob Grant
Video Coordinator John Lintner
Athletic Performance Scott Holsopple
Asst. Athletic Performance John McWilliams

TEAM INFORMATION

2018 Overall Record 3-9
2018 Mountain West Record/Finish 1-7/6th Mt.

HISTORY

First Year of Football 1892
Overall All-Time Record 486-598-31
Number of Bowls/last 13/2016
Bowl Record 4-8-1
NFL Draft Picks 65

COMMUNICATIONS

Press Box Phone 505-925-5805
SID Mailing Address New Mexico Athletics
Colleen J. Maloof Administration Building
1 University of New Mexico
MSC04 2680
Albuquerque, NM 87131-0001
Overnight Address New Mexico Athletics
Colleen J. Maloof Administration Building
1414 University Boulevard SE
Albuquerque, NM 87106

SOCIAL MEDIA

Website www.golobos.com



@UNMLoboFB



/NewMexicoLobos

Typical Game Week Media Policies & Procedures

Table with 7 columns: MONDAY, TUESDAY, WEDNESDAY, THURSDAY, FRIDAY, SATURDAY, SUNDAY. Rows include Practice and Media details for each day.

Game Week Media Schedule

Media At Practice

Practice is only open for media for the first 30 minutes, and it is closed to the public. Contact Frank Mercogliano for more information about the class schedules for players needed for interviews (some players are not available due to class after practice, but we will make all efforts to get everyone the interviews they need).

Bob Davie Interview Opportunities

Coach Davie has several media availability times during the week. During game week, he is available after practices on Monday, Wednesday and Thursday. He also meets with the local media on Tuesday at noon as part of UNM's weekly fall sports media luncheon (other fall sport coaches meet with the media at noon prior to Davie speaking).

Schedules for the two short weeks (two Friday games) will be announced at a later date.

New Mexico Media Luncheon

The New Mexico Media Luncheons are Tuesdays from noon to 1:30 p.m. Coach Davie is available at approximately 12:30 pm. Audio and video clips from Davie are available at www.golobos.com. The press conferences are also streamed on GoLobos.com by LoboTV. Please note that the Mountain West no longer will conduct a football coaches teleconference. The luncheon is on the Zia II level of the West press box.

New Mexico Player Interview Opportunities

All player interviews must be arranged through the UNM athletics communications office. The main time for interviews is after practice. Wednesday is the last day for player interviews. For lengthier interviews, please call the communications office to arrange, which we are happy to do, working around class schedules. These will normally take place in the communications suite in the Maloof Center.

Postgame: The UNM locker room is closed. Requested players will be brought to an area to be determined after home games and outside the locker room for road games.

For road games, all interviews will be posted to UNM's Media Dropbox account, along with selected highlights. These are provided for your usage, but please credit LoboTV.

Wireless in the Press Box

The press box at Dreamstyle Stadium is fully equipped for wireless connections. Access is free, but those wanting access need their own internal or external wireless cards. Phone lines are available.

www.collegepressbox.com

CollegePressBox.com gives the media one-stop access to updated contact information, media guides, game books, photos, quotes, links and more for each of the league's schools and the Mountain West office. Log-in information will be provided by the MW office to accredited media, or you can apply for a password by sending an e-mail to password@collegepressbox.com.

Ticket Information

- online at unmtickets.com
• by calling 925-5858 or toll-free at 800-955-HOWL
• Albertson's stores in Albuquerque, Rio Rancho, Los Lunas and Santa Fe
• Lobo Ticket Office inside Dreamstyle Arena at the NW corner of University & Cesar Chavez boulevards from 8:30-5 Monday-Friday
• UNM Bookstore (Bookstore Ticket Office is closed on Mondays) For more information call the New Mexico Athletics Ticket Office at (505) 925-5626 or 1-800-955-HOWL (4695). Call (505) 925-5500 for group tickets and ask to speak to a customer service representative.

On Game Day, the northeast box office at University Stadium opens four hours prior to kickoff, and the Lobo Ticket Office at Dreamstyle Arena opens three hours before game time. The northwest Dreamstyle Stadium box office opens 90 minutes before kickoff.

Lobo Talk & The Lobo Coaches Show

Host Robert Portnoy and coach Bob Davie discuss UNM football at Lobo Talk primarily on Wednesdays. The show airs from 7-8 p.m. on the Lobo Radio Network. Fans can call 866-350-4309 to ask coach Davie a question. The Lobo Coaches Show will be on AT&T Sports.

Game Credentials

Regular UNM media will receive game credentials prior to the start of the season. For media members with season credentials, that pass also serves as a parking pass. This year media will park in the Baseball South lot only.

Visiting team media should request single-game credentials through their team's media relations office. Parking passes for the Baseball South and media lots will be needed.

Media members not associated directly with a team can email requests to fmercog@unm.edu. Please have these Wednesday of game week (Tuesday for Friday night home games).

For media members picking up credentials at will call without parking passes, it is located in the Northeast corner of the stadium by Gate 7 or 8. For media members picking up with parking passes, credentials will be located at the University Drive entrance to the Baseball South lots with the parking attendant. This should allow you to get your credential without having to wait in line or deal with parking on the north side of the stadium.



2019 Numerical Roster

No.	Name	Pos.	Ht.	Wt.	Cl-Exp.	Hometown (Last School)	Pronunciation
2	Lawrence "L.O." Johnson	RB	5-11	205	Fr-RS	Waunakee, Wisc. (Waunakee HS)	
3	Elijah Lilly	WR	6-0	159	Sr-3L#	San Bernardino, Calif. (Cajon HS)	
3	Patrick Peek	S	5-10	199	Sr-1VL#	Ft. Worth, Texas (Trinity Valley JC/Aledo HS)	
4	Sheriron Jones	QB	6-3	196	Sr-1VL	Moreno Valley, Calif. (Mt. San Jacinto JC/Tennessee/Rancho Verde HS)	sher ON
4	Shaddrick Lowery	S	5-9	191	So-JC#	Dania Beach, Fla. (College of the Canyons/American Heritage HS)	
5	Daevon Vigilant	RB	5-7	180	So-1VL-2RS	Downey, Calif. (Downey HS)	DAY von
5	James Lewis	LB	5-11	215	Jr-JC	Tulsa, Okla. (Coffeyville JC/Oklahoma State/Tulsa Memorial HS)	
6	Bryson Carroll	RB	5-6	185	So-SQ-RS	San Antonio, Texas (Roosevelt HS)	
6	De'John Rogers	CB	5-9	170	Sr-1VL#	Paramus, N.J. (Monroe College/Paramus Catholic HS)	DAY zhahn
7	Anselem Umeh	WR	5-11	176	Jr-2L-RS	Bellflower, Calif. (St. John Bosco HS)	AN suh lem OO may
7	Blair Manly	CB	6-2	205	Sr-3L-RS	Albuquerque, N.M. (Cibola HS)	
8	Tevaka Salanoa-Tuioti	QB	6-1	199	So-1L-2RS	Long Beach, Calif. (La Mirada HS)	teh VAH KAH TOO ee OH tea
8	Donte Martin	CB	5-9	167	Fr-RS	Oxnard, Calif. (Rio Mesa HS)	
9	Jordan Kress	WR	6-0	197	Jr-JC#	Loveland, Colo. (Butte JC/Mountain View HS)	
9	Jerrick Reed II	S	5-10	188	So-JC#	Olive Branch, Miss. (NW Mississippi CC/Olive Branch HS)	
10	Trae Hall	QB	6-2	181	Fr-RS	Henderson, Texas (Henderson HS)	
10	Eric Cuffee, Jr.	CB	5-11	190	Jr-JC	Waco, Texas (Trinity Valley CC/Texas/Waco HS)	
11	Cedric Patterson III	WR	5-11	168	Fr-RS	Crosby, Texas (Crosby HS)	
11	Kameron Miller	S	6-2	204	Jr-2L-RS	Las Cruces, N.M. (Las Cruces HS)	
12	Brandt Hughes	QB	6-2	226	Jr-JC#	Chico, Calif. (Butte JC/Pleasant Valley HS)	
12	Antonio Hunt	CB	5-8	164	So-JC	Lancaster, Calif. (College of the Canyons/Paraclete HS)	
13	Aaron Molina	WR	6-3	200	Sr-1L-RS	Albuquerque, N.M. (College of the Canyons/Valley HS)	
13	Nico Bolden	S	6-3	207	So-1VL-RS	Woodbury, Minn. (Woodbury HS)	
14	Tye Moore	WR	5-7	158	Fr-HS#	Las Vegas, Nev. (Desert Pines HS)	
14	Michael LoVett III	CB	6-0	185	Jr-JC	Ft. Wayne, Ind. (Garden City CC/Cabrillo HS)	leh VETT
15	Q' Drennan	WR	6-2	194	Jr-2L-2RS	El Paso, Texas (Americas HS)	QUE
15	Letaeyvon Beaton	S	5-9	200	Jr-JC	St. Petersburg, Fla. (Hutchinson CC/Boca Ciega HS)	le TAY VEE on
16	Connor Genal	QB	6-5	220	Fr-HS#	Santa Fe Springs, Calif. (St. Paul HS)	jen AL
17	Emmanuel Logan-Greene	WR	5-8	160	Jr-JC#	Ft. Lauderdale, Fla. (Iowa Central CC/UCF/American Heritage HS)	
17	Ben Bertram	DL	6-2	226	Fr-RS	Albuquerque, N.M. (Sandia HS)	
18	Jonah Leyva	WR	6-0	189	So-1SQ-RS	Carlsbad, N.M. (Carlsbad HS)	
18	Dylan Horton	LB	6-4	222	So-1VL#	Frisco, Texas (Frisco HS)	
19	Thomas Vieira	WR	5-10	182	Sr-2L-1SQ-RS	Albuquerque, N.M. (La Cueva HS)	vee YEAH ra
19	Devin Sanders	LB	6-2	236	So-JC	San Diego, Calif. (San Diego Mesa CC/Mira Mesa HS)	
20	Reece Wilkinson	WR	5-8	165	Fr-RS	Albuquerque, N.M. (La Cueva HS)	
20	Jacobi Hearn	LB	5-11	237	Jr-JC#	Jackson, Miss. (Mississippi Gulf Coast CC/Clinton HS)	
21	Chad Alexander	RB	5-6	164	Fr-HS#	New Orleans, La. (Landry-Walker HS)	
21	Brandon Burton	S	6-1	200	Jr-TR-RS	Los Angeles, Calif. (UCLA/Junipero Serra HS)	
23	Jay Griffin IV	WR	5-10	159	Jr-2L-RS	Huntsville, Texas (Huntsville HS)	
23	Reco Hannah	LB	6-2	211	Jr-JC	Wedowee, Ala. (Highland CC/Randolph County HS)	
24	Kentrail Moran	RB	5-9	203	So-1L-2RS	O'Fallon, Ill. (O'Fallon HS)	ken TRAIL
24	Corey Hightower	S	5-11	176	Jr-2L-RS	Huntsville, Texas (Huntsville HS)	
25	Marquae Kirkendoll	S	6-0	171	Fr-HS#	Chicago, Ill. (Simeon HS)	mar KWAY
26	Nic Wilson	CB	5-10	177	So-RS	San Bernardino, Calif. (El Cajon HS)	
27	Nick Foster	WR	6-0	180	So-JC	Orinda, Calif. (Santa Barbara CC/Miramonte HS)	
28	Ahmari Davis	RB	5-10	182	Sr-1VL#	Oakland, Calif. (Laney College/James Logan HS)	aah MARR ee
28	Tony Collier	CB	5-11	170	Jr-JC	Little Rock, Ark. (College of the Canyons/North Little Rock HS)	
30	Alexander "Moana" Vainikolo	LB	5-11	246	Sr-1VL	Kihei, Haw. (Mt. San Antonio JC/Maui HS)	VINE ih KO lo
32	Micah Gray	RB	5-11	191	So-1VL-RS	Clovis, N.M. (Clovis HS)	
32	Johnny Hernandez	S	5-10	187	Sr-1VL-RS	Temecula, Calif. (Saddleback JC/Great Oak HS)	
33	Javohn Jones	RB	5-10	185	Sr-3L-RS	Albuquerque, N.M. (La Cueva HS)	jah VON
33	Alex Hart	LB	6-3	235	Sr-3L-RS	Prior Lake, Minn. (Prior Lake HS)	
34	Bobby Cole	RB	5-9	199	So-1SQ-RS	Chatsworth, Calif. (Sierra Canyon HS)	
34	Jared EnRico	LS	6-1	195	Jr-2L	La Mirada, Calif. (La Mirada HS)	on REE coh
35	Dequez Irving	TE	5-10	227	Sr-RS	Wichita, Kan. (Wichita East HS)	deh KWEZ
36	Xavier Vigil	LB	5-11	231	So-1SQ-RS	Santa Fe, N.M. (St. Michael's HS)	VEE hill
38	Matt French	LB	6-0	224	Jr-2SQ-RS	Crestview, Fla. (Crestview HS)	
39	Ryan Romero	S	6-2	185	Fr-HS#	Rancho Santa Margarita, Calif. (Tesoro HS)	
45	Josh Woisin	LB	5-10	214	So-1SQ-RS	Albuquerque, N.M. (La Cueva HS)	rhymes with "Poisin"
46	Brandon Shook	LB	6-2	231	Jr-1VL-RS	Simi Valley, Calif. (Westlake HS/College of the Canyons)	
47	Dylan Kelly-Romero	K	5-10	192	Sr-1SQ-RS	Los Lunas, N.M. (Los Lunas HS)	
48	Aiden Kneller	LS	6-1	206	Fr-HS#	Englewood, Colo. (Cherry Creek HS)	kuh NEL er
50	Teton Saltes	OL	6-6	284	Jr-2L-RS	Albuquerque, N.M. (Valley HS)	TEE taan SALT ess
51	Tayo Regenold	OL	6-3	285	Fr-HS	Santa Fe, N.M. (St. Michael's HS)	pronounced just like the name "Reginald"
52	Aaron Blackwell	DL	6-3	288	Sr-2L	Peoria, Ariz. (Mesa CC/Liberty HS)	
53	Emmanuel Malek	DL	6-2	230	Fr-HS#	Arlington, Texas (Sam Houston HS)	MAL (like the name AI) ehk



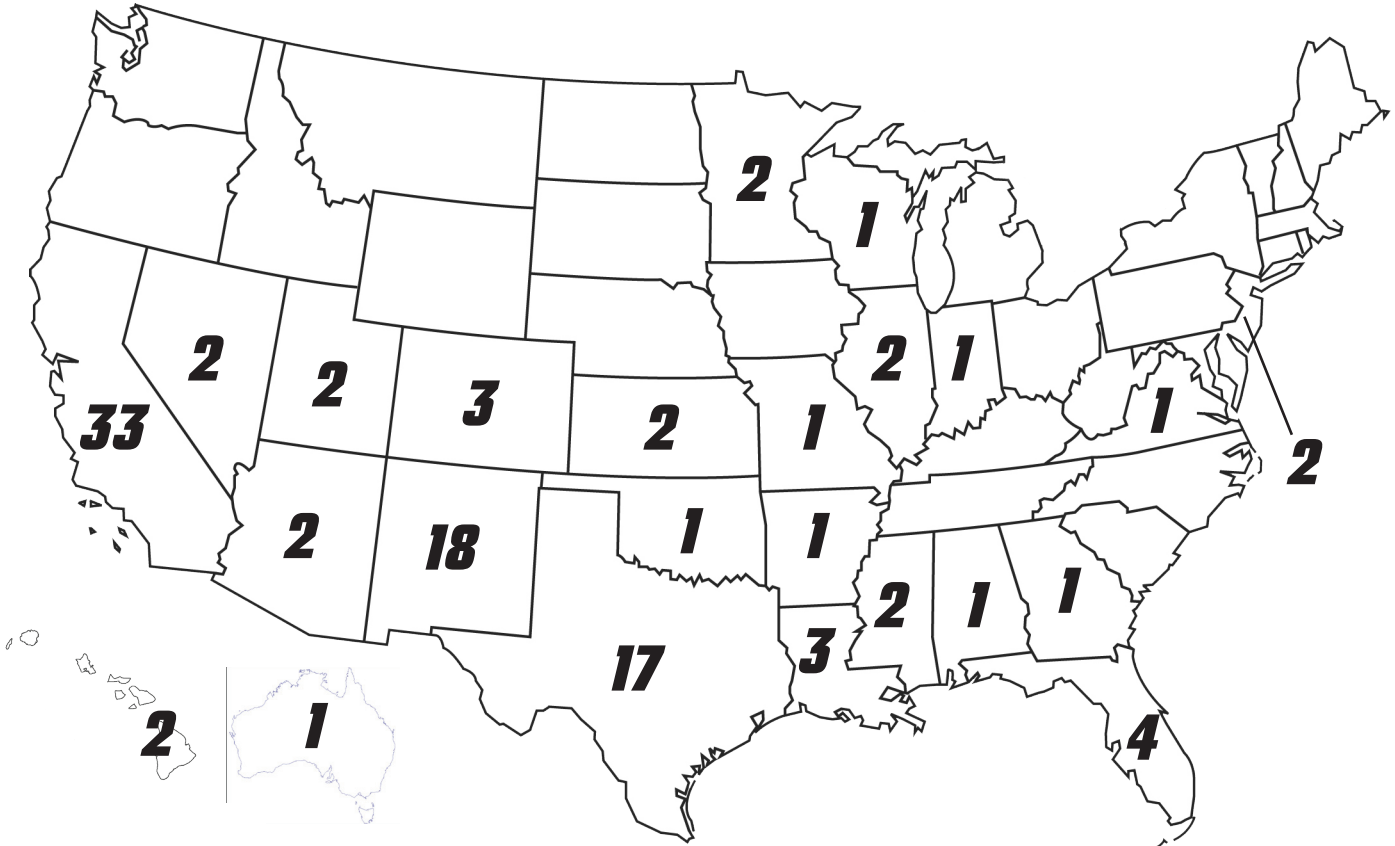
2019 Numerical Roster

No.	Name	Pos.	Ht.	Wt.	Cl-Exp.	Hometown (Last School)	Pronunciation
54	Langston Murray	DL	6-2	318	So-1VL-RS	Logansport, La. (Logansport HS)	
55	Elmer Pauni	DL	6-3	305	Jr-JC	West Valley, Utah (Mt. San Antonio JC/Granger HS)	POW knee
55	Radson Jang	OL	6-1	242	So-1SQ-RS	Honolulu, Hi. (Army Prep/Kamehameha HS)	
56	Austin Cook	OL	6-5	295	Jr-1VL	Fort Scott, Kan. (Butler Community College/Fort Scott HS)	
60	Colston Chacon	OL	6-3	290	Fr-RS	La Habra, Calif. (Corona Del Mar HS)	sha CONE
64	Kyle Stapley	OL	6-3	307	Jr-1VL	Morgan, Utah (Snow College/Morgan HS)	STAPE lee
65	Justice Spates	OL	6-4	271	So-JC#	Pacioma, Calif. (College of the Canyons/Chaminade HS)	
66	Jacob Jankoviak	OL	6-2	285	Jr-JC#	Corona, Calif. (Fullerton JC/Centennial HS)	
67	Hayden Wilson	OL	6-3	281	So-1SQ-RS	Rio Rancho, N.M. (Cleveland HS)	
70	Brad Murphy	OL	6-3	290	So-RS	San Jose, Calif. (CC of San Francisco/Valley Christian HS)	
71	David Zavala	OL	6-4	297	Sr-1SQ-JC	Lakewood, Calif. (Cerritos College/Nevada/Lakewood HS)	zah VAH lah
73	Cade Briggs	OL	6-3	275	Fr-HS#	Las Vegas, Nev. (Bishop Gorman HS)	
74	Daniel Hammons	OL	6-3	267	So-TR	Joshua, Texas (West Texas A&M/Godley HS)	
76	Jarred Sylvester	OL	6-5	309	Sr-1VL	Clayton, N.J. (Dodge City CC/Clayton HS)	
78	Javon Mosley	OL	6-7	335	Sr-1VL	Fort Worth, Texas (Kilgore JC)	
78	Louis Harden	DL	6-1	290	Fr-RS	San Clemente, Calif. (San Clemente HS)	
79	Chris Estrella	OL	6-4	294	Sr-2L	San Jacinto, Calif. (Mt. San Jacinto JC/San Jacinto HS)	
80	Anu Somoye	WR	6-2	195	Sr-3L-RS	Houston, Texas (Alief Taylor HS)	ah NEW sa MOY yea
82	Jeffrey Jones, Jr.	TE	6-5	236	Sr-1VL	St. Louis, Mo. (Bakersfield College/Eastern Illinois/O'Fallon Township)	
83	Blake Wells	WR	5-11	180	Jr-JC	Clovis, Calif. (College of the Sequoia/Buchanan HS)	
84	Erik Beilman	TE	6-4	255	Sr-3L-RS	San Antonio, Texas (Brandeis HS)	BEEL man
84	Trent Sellers	DL	6-3	271	Sr-1SQ-JC	Fayetteville, Ga. (Coffeyville CC/Georgia Tech/Sandy Creek HS)	
85	Kyle Jarvis	TE	6-3	244	Jr-JC	Antioch, Calif. (Contra Costa College/Antioch HS)	
86	Kyle Hester	TE	6-4	230	Fr-HS#	Gilbert, Ariz. (Highland HS)	
87	Andrew Erickson	WR	6-2	185	Fr-RS	Albuquerque, N.M. (Manzano HS)	
88	Marcus Williams	TE	6-3	205	Jr-2L#	Rio Rancho, N.M. (Cleveland HS)	
89	Beau Hott	LS/TE	6-4	225	Sr-3L-RS	Plano, Texas (Plano HS)	
90	Erin Austin	DL	6-2	269	Sr-1VL#	Vallejo, Calif. (Laney College/Heritage HS)	
91	John Mitchell	P	6-1	194	So-1SQ-RS	Great Falls, Va. (Our Lady of Good Counsel HS)	
92	Omar Darame	DL	6-3	238	Fr-HS#	Arlington, Texas (Sam Houston HS)	dah RAH may
93	Nahje Flowers	DL	6-3	278	Jr-2L-RS	Los Angeles, California (Dorsey HS)	NAH gee
94	Andrew Shelley	K	6-1	185	So-1VL-RS	Albuquerque, N.M. (Eldorado HS)	
94	Harshan Sachdeva	DL	6-4	245	Fr-HS#	Bakersfield, Calif. (Stockdale HS)	sack DEE vah
95	Adebayo Soremekun	DL	6-2	298	Sr-1VL#	Los Angeles, Calif. (Long Beach City College/Dorsey HS)	add ah BUY yo sore IM ih kin
96	Tyson Dyer	P	6-2	198	Jr-1VL#	Queensland, Australia (Palomar College/Palm Beach Currumbin State HS)	
97	Justin Harris	DL	6-6	251	Jr-JC	Gonzalez, Louisiana (Hutchinson CC/Baylor/East Ascension HS)	
98	Joey Noble	DL	6-3	253	Jr-JC#	Cerritos, Calif. (Fullerton JC/Los Alamitos HS)	
99	Donovan Murphree	K	6-2	175	Fr-RS	Ft. Collins, Colo. (Fossil Ridge HS)	
99	Ben Gansallo	DL	6-2	291	Jr-JC#	Missouri City, Texas (Blinn JC/Dulles HS)	

#denotes has a redshirt year available

Coaching Staff

Head Coach: Bob Davie (Youngstown State, 1976)**Offensive Coordinator/QBs:** Joe Dailey (North Carolina, 2007)**Defensive Coordinator/Safeties:** Jordan Peterson (Texas A&M, 2009)**Offensive Run Game Coordinator/OL:** Saga Tuitele (Portland State, 2002)**Special Teams Coordinator/CBs:** Perry Eliano (Stephen F. Austin, 2000)**Pass Game Coordinator/RBs:** Apollo Wright (Cheyney [PA], 1998)**Wide Receivers:** Scott Baumgartner (Pacific, 1989)**Linebackers:** Dan Carrel (West Liberty, 2011)**Tight Ends:** Clay Davie (Arizona State, 2007)**Defensive Line:** Stan Eggen (Moorhead State, 1977)**Linebackers:** Dillon Sanders (Northern Colorado, 2010)**Graduate Assistants:** (Offense) Jacob Girdle (Defense) Jake Rothschiller**Assistant Athletic Director for Football:** Brian DeSpain**Director of Recruiting:** Greg Svarczkopf**Assistant Operations & Recruiting:** Jacob Grant**Director of Athletic Performance:** Scott Holsopple**Asst. Director of Athletic Performance:** John McWilliams**Video Coordinator:** John Lintner**Head Equipment Manager:** Chris Schieder**Assistant Athletic Director for Communications (Football):** Frank Mercogiano



Alabama (1) Reco Hannah Wedowee	Brad Murphy San Jose Connor Genal Santa Fe Springs Brandon Shook Simi Valley Johnny Hernandez Temecula Erin Austin Vallejo	Minnesota (2) Alex Hart Prior Lake Nico Bolden Woodbury	Oklahoma (1) James Lewis Tulsa
Arizona (2) Kyle Hester Gilbert Aaron Blackwell Peoria	Colorado (3) Aiden Kneller Englewood Jordan Kress Loveland Donovan Murphee Fossil Ridge	Mississippi (2) Jacobi Hearn Jackson Jerrick Reed II Olive Branch	Texas (17) Omar Darama Arlington Emmanuel Malek Arlington Cedric Patterson III Crosby Q' Drennan El Paso Javon Mosley Ft. Worth Patrick Peek Ft. Worth Dylan Horton Frisco Trae Hall Henderson Anu Somoye Houston Jay Griffin IV Huntsville Corey Hightower Huntsville Daniel Hammons Joshua Ben Gansallo Missouri City Beau Hott Plano Erik Beilman San Antonio Bryson Carroll San Antonio Eric Cuffee Waco
Arkansas (1) Tony Collier Little Rock	Florida (4) Matthew French Crestview Shaddrick Lowery Dania Beach Emmanuel Logan-Green. Ft. Lauderdale Letayveon Beaton St. Petersburg	Missouri (1) Jeffrey Jones, Jr. St. Louis	
California (34) Kyle Jarvis Antioch Harshan Sachdeva Bakersfield Anselem Umeh Bellflower Joey Noble Cerritos Bobby Cole Chatsworth Brandt Hughes Chico Blake Wells Clovis Jacob Jankoviak Corona Daevon Vigilant Downey Colston Chacon La Habra Jared EnRico La Mirada David Zavala Lakewood Antonio Hunt Lancaster Tevaka Salanoa-Tuioti Long Beach Brandon Burton Los Angeles Nahje Flowers Los Angeles Adebayo Soremekun Los Angeles Sheriron Jones Moreno Valley Ahmari Davis Oakland Nick Foster Orinda Donte Martin Oxnard Justice Spates Pacioma Ryan Romero Rancho Santa Margarita Elijah Lilly San Bernardino Nic Wilson San Bernardino Louis Harden San Clemente Devin Sanders San Diego Chris Estrella San Jacinto	Georgia (1) Trent Sellers Fayetteville	Nevada (2) Cade Briggs Las Vegas Tye Moore Las Vegas	
Hawaii (2) Radson Jang Honolulu Alexander "Moana" Vainikolo Kihei	Illinois (2) Marquae Kirkendoll Chicago Kentrail Moran O'Fallon	New Jersey (2) Jarred Sylvester Clayton De'John Rogers Paramus	
Indiana (1) Michael Lovett III Ft. Wayne	Kansas (2) Austin Cook Fort Scott Dequez Irving Wichita	New Mexico (18) Ben Bertram Albuquerque Andrew Erickson Albuquerque Javohn Jones Albuquerque Blair Manly Albuquerque Aaron Molina Albuquerque Teton Saltes Albuquerque Andrew Shelley Albuquerque Thomas Vieira Albuquerque Reece Wilkinson Albuquerque Josh Woisin Albuquerque Jonah Leyva Carlsbad Micah Gray Clovis Kameron Miller Las Cruces Dylan Kelly-Romero Los Lunas Marcus Williams Rio Rancho Hayden Wilson Rio Rancho Toye Regenold Santa Fe Xavier Vigil Santa Fe	
Louisiana (3) Justin Harris Gonzalez Langston Murray Logansport Chad Alexander New Orleans			Utah (1) Kyle Stapley Morgan Elmer Pauni West Valley
			Virginia (1) John Mitchell Great Falls
			Wisconsin (1) Lawrence "L.O." Johnson Waunakee
			Australia (1) Tyson Dyer Queensland



2019 Primary Two-Deep & Flash Stats

OFFENSE

Table with columns: Pos., #, Player, Ht., Wt., Cl.-Ex., Hometown (Last School), 2019 Stats. Lists offensive players including WR-X Jordan Kress, LG David Zavala, C Kyle Stapley, RG Jacob Jankoviak, TE Marcus Williams, WR-Z Jay Griffin IV, and RB Javohn Jones.

DEFENSE

Table with columns: Pos., #, Player, Ht., Wt., Cl.-Ex., Hometown (Last School), 2019 Stats. Lists defensive players including LE Trent Sellers, NT Ben Gansallo, RE Erin Austin, RUSH Dylan Horton, MLB Alex Hart, BUCK Alexander 'Moana' Vainikolo, LCB De'John Rogers, SS Patrick Peek, FS Letayveon Beaton, NICK Johnny Hernandez, and RCB Donte Martin.

SPECIAL TEAMS

Table with columns: Pos., #, Player, Ht., Wt., Cl.-Ex., Hometown (Last School), 2019 Stats. Lists special teams players including FGs Andrew Shelley, KOs Donovan Murphree, P Tyson Dyer, DS Jared EnRico, Hold Tyson Dyer, KOR Donte Martin, and PR De'John Rogers.

#denotes has redshirt available


Quarterbacks are listed in numerical order



MAKING NATIONAL HEADLINES



A study for 2016 showed New Mexico Football had over 10,000 articles in print and on the web in addition to seven games on ESPN, three on ROOT Sports and one on CBS Sports Network



USA TODAY

Featured Lobo Football in its Bowl Preview Section

Gave Lobo Football an 'A' Rating in its 2016 Report Card

Listed Coach Davie among top 10 for best coaching jobs in 2016



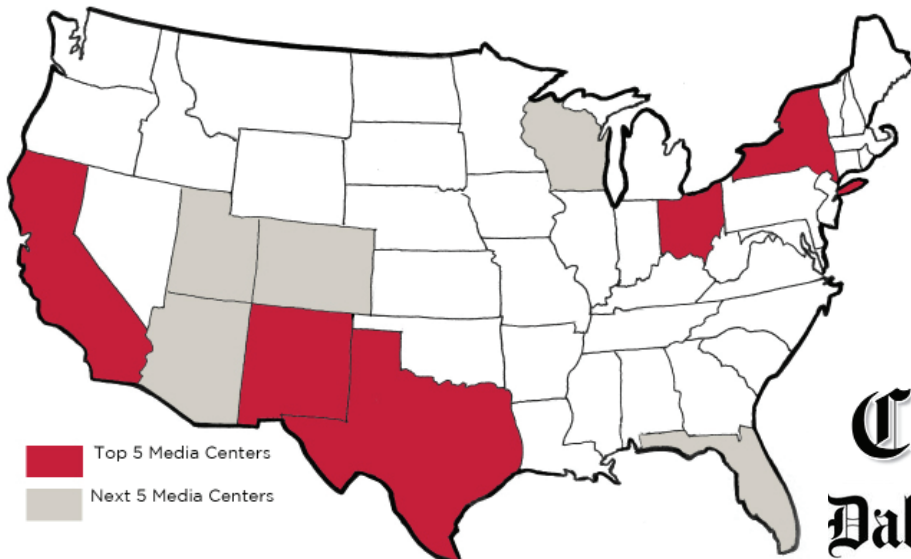
1.39 million viewers for Gildan New Mexico Bowl

Seven games on ESPN, ESPN2 and ESPNU, four in primetime



Numerous articles, including, "New Mexico Football Using Unique Offense in Recent Rise"

The same study showed New Mexico Football's coverage intensity is highest not just in New Mexico, but in media hot spots of California, New York, Texas and Ohio



NY

DAILY NEWS

Chicago Tribune

Dallas Morning News



Lobo Radio Network

Every New Mexico football game is broadcast over the Lobo Radio Network. 770 KKOB-AM in Albuquerque is the flagship. Robert Portnoy is in his seventh season of play-by-play broadcasting with The University of New Mexico. The Lobo Radio Network:

Albuquerque	KKOB-AM	770 AM
Albuquerque	KKOB FM Simulcast	94.5 FM
Aztec	KLJH-FM	96.1 FM
Bloomfield	KLJH-2	107.1FM
Carlsbad	KATK-AM	740 AM
Farmington	KLJH-FM	107.1 FM
Farmington	KLJH-FM	96.1 FM
Farmington	KLJH-1	107.1 FM
Gallup	KYVA-AM	1230 AM
Gallup	KYVA-AM	94.9 FM
Grants	KMIN-AM	980 AM
Hobbs	KWMW-FM	105.1 FM
Las Vegas	KBQL-FM	92.7 FM
Mancos, CO	KLJH-FM	107.9 FM
Pagosa Springs, CO	KLJH-FM	98.3 FM
Santa Fe	KVSF-AM	1400 AM
Ruidoso	KWMW-FM	99.1 FM
Ruidoso	KRUI-AM	1490 AM
Socorro	KYRN-FM	102.1 FM
Window Rock, AZ	KLJH-FM	92.3 FM

Roster Breakdown

2019 LETTERMEN/SQUAD RETURNING (47)

Offense (28): QB (2) Sheriron Jones*, *Tevaka Salanoa-Tuioti** **RB (7)** Bryson Carroll*, Bobby Cole*, Ahmari Davis*, Micah Gray*, Jahvon Jones***, Kentrail Moran*, Daevon Vigilant*, **WR (7)** Q' Drennan**, Jay Griffin IV**, Elijah Lilly***, *Aaron Molina**, Anu Somoye***, Anselem Umeh**, Thomas Vieira***, **TE (3)** Erik Beilman**, Jeffrey Jones, Jr., Marcus Williams**, **OL (9)** Austin Cook*, Chris Estrella**, Radson Jang*, Beau Hott***, Javon Mosley*, Teton Saltes**, Kyle Stapley*, Jarred Sylvester*, David Zavala*

Defense (17): DL (5) Erin Austin*, Aaron Blackwell**, Nahje Flowers**, Langston Murray*, Adebayo Soremekun*, **LB (5)** Matthew French*, *Alex Hart****, Dylan Horton*, Brandon Shook*, Alexander "Moana" Vainikolo*; **S (4)** Nico Bolden*, Johnny Hernandez*, Kameron Miller**, Patrick Peek*; **CB (3)** Corey Hightower**, Blair Manly***, De'John Rogers*

Specialists (2): Tyson Dyer*, Jared EnRico**, Dylan Kelly-Rome-ro*, Andrew Shelley*;

STARTERS RETURNING (15)

Offense (7): QB Lamar Jordan, RB Tyrone Owens, OL Charlie Grammel, OL Aaron Jenkins, TE Marcus Williams TE, WR Q' Drennan, WR Patrick Reed

Defense (6): DL Cody Baker, LB, Rhashaun Epting, LB Alex Hart, CB Jalin Burrell, CB D'Angelo Ross, S Bijon Parker

Specialists (2): LS Jared EnRico, LS Lon Hampton

STARTERS LOST (14)

Offense (4): RB Tyrone Owens, WR Delane Hart-Johnson, WR Patrick Reed, OL Aaron Jenkins

Defense (9): DL Cody Baker, MLB Evah Tohi, LB Sitiveni Tamaivana, RUSH Rhashaun Epting, CB Jalin Burrell, CB D'Angelo Ross, S Stanley Barnwell, Jr., S Marcus Hayes, NICK Bijon Parker

Specialists (1): LS Lon Hampton

REDSHIRTS/SQUAD RETURNING (19)

Offense (9): QB (1) Trae Hall **RB (1)** Lawrence "L.O." Johnson **WR (4)** Andrew Erickson, Jonah Leyva, Cedric Patteron III, Reece Wilkinson **OL (3)** Colston Chacon, Brad Murphy, Hayden Wilson

Defense (8): DL (3) Ben Bertram, Louis Harden, Trent Sellers, **LB (3)** Dequez Irving, Xavier Vigil, Josh Woisin; **CB (2)** Donte Martin, Nic Wilson

Specialists (2): John Mitchell, Donovan Murphree

*denotes played during the season and didn't redshirt

italics denotes played in 2018 but earned medical redshirt

The Opening List

The University of New Mexico will take on New Mexico State University in the Rio Grande Rivalry, presented by Nusenda Federal Credit Union. It will be the 110th meeting all-time between the two programs, and the 74th straight year that the teams have met. Now, there have been rivalries that have met more than the 109 previous times that UNM and NMSU have met (the matchup is tied for the 41st-most meetings between rivals, well behind the 154 meetings between Lehigh and Lafayette. There also have been longer-standing rivalries than UNM and NMSU (the first meeting was January 1, 1894, making it the 29th-oldest football rivalry in America (although several of those older aren't played anymore).

Among Mountain West non-conference rivalries, it ranks second in terms of age, behind only the Rocky Mountain Showdown between Colorado State and Colorado, which started in the same season, 1893, but just earlier. The only two active non-conference rivalry games in the Mountain West are the Commander in Chief Trophy between Air Force, Army and Navy, which started in 1972, and Utah State and BYU's Battle for the Old Wagon Wheel, which started in 1922.

Among all FBS non-conference rivalries, The Rio Grande Rivalry ranks tied for ninth, and that ranking is the subject of an opening list many years in the making.

#	Opponents.....	Series Name	Record	First Meeting	Last Time	This Year
124	Miami (OH) vs. Cincinnati.....	Victory Bell (Battle for the Bell)	59-58-7	1888	2019	(9/14)
119	Navy vs. Army.....	Army-Navy Game	60-52-7	1890	2018	(12/14)
120	Missouri vs. Kansas	Border War	57-54-9	1891	2011*	
117	Nebraska vs. Kansas	Kansas-Nebraska	91-23-3	1892	2010*	
112	Utah vs. Utah State.....	Beehive Boot (Battle of the Brothers)	79-29-4	1892	2015*	
104	Nebraska vs. Missouri	Victory Bell	65-36-3	1892	2010*	
113	Georgia vs. Georgia Tech	Clean, Old-Fashioned Hate	67-41-5	1893	2018	(11/30)
100	Penn State vs. Pittsburgh.....	The Keystone Classic	53-43-4	1893	2019	(9/14)
118	Texas vs. Texas A&M.....	Lone Star Showdown	76-37-5	1894	2011*	
111	North Dakota vs. North Dakota State	Nickel Trophy	62-47-3	1894	2019	(9/7)
109	New Mexico vs. New Mexico State	Rio Grande Rivalry	71-33-5	1894	2018	(9/21)

Great, Great Grandpa, What Was the World Like in 1894?

The fact that UNM and New Mexico State have played football against each other for most of the last 125 years is pretty cool. It was New Mexico who won that very first meeting in Albuquerque back on January 1, 1894 by a score of 18-6. New Mexico itself didn't become a state until 1912. The population of the state in the 1890s was a robust 162,000. So the actual state of New Mexico didn't exist in the first meeting between New Mexico and New Mexico State. The first meeting by the way was The University of New Mexico hosting the New Mexico College of Agriculture and Mechanical Arts, which would make that UNM vs. NMCAMA. Along with the state of New Mexico, here is a list of other things that also didn't exist when these two teams first met on January 1, 1894.

*Recorded Moving Pictures (Thomas Edison recorded himself sneezing on January 9, 1894)

*College Basketball (the first game was The University of Chicago vs. the Chicago YMCA, with UIC winning 19-11 on January 27, 1894)

*Bottles of Soda (Coca-Cola was sold in bottles for the first time on March 12, 1894, which was smart since the bottle opener was invented by on February 6 by William Painter)

*The International Olympic Committee (it was founded on June 23, 1894 in Paris)

*The Tower Bridge (It opened in London on June 30, 1894)

*Noble Gases (The first, Argon, was discovered in 1894)

*Radio (invented in 1895 by William Marconi)

*X-Ray (discovered in 1895 by Wilhelm Konrad von Roentgen)

*Going to the Movies (first public screening with an admission charged was in 1895 in Paris)

*Cotton Candy (invented in 1897 by candy makers William Morrison and John C. Wharton)

*The Player Piano (invented in 1898 by Wurlitzer)

*Paper Clip (invented in 1899 by Johann Vaaler)

*Vacuum Cleaner (invented in 1899 by John S. Thurman)

*Thumb Tacks (invented in 1900 by Edwin Moore)

*The Assembly Line (invented in 1901 by Ransome Eli Olds)

*Crayons (invented in 1903 by Edwin Binney and Harold Smith)

*Incandescent Light Bulb (invented in 1910 by William

What's the Difference?

In honor of the "Go Fact Yourself" podcast by J. Keith Van Stratten and Helen Hong, what's the difference between an "acting" coach and an "interim" coach?

An acting coach is named when a team has a head coach, but that coach for some reason cannot perform the head coaching duties for a brief time, while an interim coach is named when there is no full-time head coach.

So, for the Notre Dame game, Saga Tuitele is the acting coach. According to the NCAA Statistics Policies and Guidelines manual, head coach Bob Davie will be credited with the result of the game on Saturday.

UNM VS. NMSU STAT COMPARISON

UNM	Category.....	NMSU
26.5.....	Points Per Game For	9.0
48.5.....	Points Per Game Against	50.3
42.....	First Downs	49
78.....	Rushing Attempts	82
357.....	Rushing Yards	222
4.6.....	Average Per Rush.....	2.7
178.5.0.....	Average Per Game.....	74.0
6.....	Rushing TDs.....	1
28-69-3	Passing (Comp-Att-Int).....	75-119-5
40.6%.....	Completion Pct.	63.0%
491.....	Passing Yards	681
245.5.....	Average Per Game.....	227.0
0.....	TD Passes.....	2
848.....	Total Offense	903
5.8.....	Avg. Per Play	4.5
424.0.....	Avg Per Game	301.0
1-1	Fumbles-Lost	9-5
-1.50	Turnover margin/game	-3.00
15-43.6	Punts-Net Avg.....	18-38.8
5/33 (15%).....	Third Down Conversion.....	15/44 (34%)
1/3 (33%).....	Fourth Down Conversion.....	3/4 (75%)
30:39	Average time of possession.....	27:26
4-24	Sacks-Yards	1-8



Lobos in the NCAA

Stat	Rank	Value
Total Offense	61	424.0
Rushing Offense	58	178.5
Passing Offense	65	245.5
Team Passing Efficiency	128	91.66
Scoring Offense	85	26.5
Total Defense	130	574.5
Rushing Defense	63	136.0
Passing Yards Allowed	130	438.5
Team Passing Efficiency Defense	122	174.79
Scoring Defense	129	48.5
Turnover Margin	T-120	-1.50
3rd Down Conversion Pct	130	0.152
4th Down Conversion Pct	T-90	0.333
3rd Down Conversion Pct Defense	3	0.167
4th Down Conversion Pct Defense	T-92	0.667
Red Zone Offense	T-68	0.833
Red Zone Defense	T-106	1.000
Net Punting	18	43.60
Punt Returns	T-67	7.00
Kickoff Returns	49	21.80
First Downs Offense	T-117	42
First Downs Defense	55	52
Fewest Penalties Per Game	T-89	7.00
Fewest Penalty Yards Per Game	96	64.50
Time of Possession	53	30:39

Individual Leaders		
Stat	Player	Value
All Purpose Yardage	Ahmari Davis	187
Field Goals Made	Andrew Shelley	4
Int	None	
Pass Eff	Tevaka Tuioti	131.45
Points	Andrew Shelley	17
Punt Avg.	Tyson Dyer	93.3
Punt Ret Yds	De'John Rogers	49
Receptions	Aaron Molina	5
Receiving Yards	Aaron Molina	119
Rush Net Yards	Ahmari Davis	129
Sacks	Dylan Horton	1.0
Tackles	Johnny Hernandez	16
Total Offense	Brandt Hughes	213

Season Honors

- Aaron Blackwell - DT**
Phil Steele Preseason Second Team
Athlon Preseason Third Team
- Tyson Dyer - P**
Phil Steele Preseason Third Team
Athlon Preseason Third Team
- Jay Griffin IV - WR**
Earl Campbell Tyler Rose Award Watch List
- Alex Hart - LB**
Athlon Preseason Fourth Team
- Elijah Lilly - KR**
Athlon Preseason Fourth Team
- Teton Saltes - T**
Phil Steele Preseason Third Team
Athlon Preseason Third Team
- Andrew Shelley - K**
Phil Steele Preseason Fourth Team
Athlon Preseason Fourth Team
- Kyle Stapley - C**
Athlon Preseason Fourth Team
Rimington Preseason Watch List
- Marcus Williams - TE**
Athlon Preseason Third Team
PFF Mountain West Team of the Week - Week 1
- Trent Sellers - DL**
PFF Mountain West Team of the Week - Week 1

David Coolidge)
*Chocolate Chips (invented in 1930 by Ruth Wakefield)

In addition the following U.S. Presidents were still alive at that time: Grover Cleveland (22nd and 24th President), Benjamin Harrison (23rd President), William McKinley (25th President). For context, the oldest living former President is Jimmy Carter, who was 39th.

Not a Good Streak

For the fourth straight season, UNM has suffered a quarter-back injury in the months of August or September. Brandt Hughes injured his shoulder in the opening half against Sam Houston State and was replaced by Sheriron Jones. It marked the fourth straight season this has happened in August or September.

Last year Tevaka Tuioti was knocked out of the Wisconsin game, giving way to Sheriron Jones (it happened two weeks later against Liberty as well). In 2017, Lamar Jordan was knocked out of the game in Boise on September 14, giving way to Coltin Gerhart. In 2016, Austin Apodaca was injured in the September 17 game at Rutgers, and Lamar Jordan replaced him.

The last time UNM escaped September unscathed was in 2015 when Lamar Jordan started 12 of 13 games, with the one switch a coaches decision.

Not a Good Streak, Part II

Last year New Mexico was one of five schools to start three quarterbacks in multiple games (Sheriron Jones started seven, Tevaka Tuioti three and Coltin Gerhart two). In 2017, the Lobos also started three quarterbacks with Lamar Jordan starting 10, Gerhart one and Tuioti one.

Amazingly, UNM might be on its third starting quarterback in just its third game. Brandt Hughes started the opener, and Sheriron Jones started against Notre Dame, getting relieved by Tevaka Tuioti, who saw his first action of the season.

If UNM make a switch to either Tuioti or Trae Hall, it would mark the third straight season that UNM has started at least three quarterbacks in a season. The last time UNM used three different starting quarterbacks in the first three games of the season was never. Going back through the archives, at least back into the 1950s, it had never happened.

And Sam Houston State Made Five...

The Lobo win over Sam Houston State gave UNM five straight season opening wins, which tied for the second-longest streak in school history.

LONGEST WINNING STREAKS IN SEASON OPENERS

- 7 1971-77 (at Texas Tech 13-10, New Mexico State 55-20, New Mexico State 48-6, Colorado State 32-23, Fresno State 29-0, at UTEP 25-7, at Hawai'i 35-26)
- 5 2015-19 (Miss. Valley State 66-0, South Dakota 48-21, Abilene Christian 38-14, Incarnate Word 62-30, Sam Houston State 39-31)
- 5 1954-58 (at BYU 21-12, New Mexico State 14-7, at New Mexico State 14-6, New Mexico State 25-7, at New Mexico State 16-7)
- 4 1995-98 (Northern Arizona 45-21, at New Mexico State 28-7, Northern Arizona 33-10, Idaho State 38-9)
- 4 1960-63 (Univ. of Mexico 77-6, New Mexico State 41-7, New Mexico State 28-17, UTEP 23-7)
- 4 1926-29 (New Mexico Mines 20-0, New Mexico Mines 35-0, New Mexico Mines 45-0, New Mexico Mines 46-0)

It Still Counted...

The University of New Mexico did not have head coach Bob Davie on the sidelines for the game against Notre Dame. The team was led by acting head coach Saga Tuitele, who handled the game management for the game, with the three coordinators handling their respective areas (Joe Dailey offense, Jordan Peterson defense and Perry Eliano special teams). The game was to be the return to Sound Bend for Davie, who coached Notre Dame from 1997-2001.

While he wasn't on the sidelines, the game wasn't the only one this season that features of a former head coach facing off against his former team. Below are all of the instances in the FBS of a head coach facing off against his former team.

- August 31 Southern Miss (Jay Hopson).....hosting Alcorn State (2012-15)
- *September 6 William & Mary (Mike London)at Virginia (2010-15)
- September 7 Cincinnati (Luke Fickell) at Ohio State (2011)
- September 14 New Mexico (Bob Davie) at Notre Dame (1997-2001)
- September 21 North Carolina (Mack Brown) Appalachian State (1983)
- September 28 Georgia Tech (Geoff Collins)..... at Temple (2017-18)

Turnover Table

2018	Takeaways	Pts.	Giveaways	Pts.
UIW	2	7	2	3
at WIS	2	0	3	21
at NMSU	5	21	2	7
LIB	1	3	4	14
at UNLV	2	14	1	0
at CSU	0	0	1	7
FS	0	0	1	7
at USU	3	6	5	13
SDSU	3	16	1	7
at AFA	3	7	2	14
BSU	0	0	3	21
WYO	1	0	1	0
Total	22	74	26	114

UNM Turnover Margin: -4
UNM TO Scoring Margin: -40 (UNM 12-of-22, Opp 18-of-26)

2019	Takeaways	Pts.	Giveaways	Pts.
SHSU	1	3	0	0
at UND	0	0	4	28
NMSU				
at LIB				
at SJSU				
CSU				
at WYO				
HAW				
at NEV				
AFA				
at BSU				
USU				
Total	1	3	4	28

UNM Turnover Margin: -3
UNM TO Scoring Margin: -25 (UNM 1-of-1, Opp 4 of 4)



Associated Press Poll (9/15/2019)

Pl.	Team (First-place votes)	Record	Pts	Prev.
1	Clemson (62)	3-0	1545	1
2	Alabama (3)	3-0	1488	2
3	Georgia	3-0	1386	3
4	LSU	3-0	1339	4
5	Oklahoma	3-0	1310	5
6	Ohio State	3-0	1292	6
7	Notre Dame	2-0	1099	7
8	Auburn	3-0	1079	8
9	Florida	3-0	959	9
10	Utah	3-0	929	11
11	Michigan	2-0	917	10
12	Texas	2-1	888	12
13	Penn State	3-0	726	13
	Wisconsin	2-0	726	14
15	UCF	3-0	703	17
16	Oregon	2-1	707	15
17	Texas A&M	2-1	665	16
18	Iowa	3-0	539	19
19	Washington State	3-0	452	20
20	Boise State	3-0	277	22
21	Virginia	3-0	252	25
22	Washington	2-1	183	23
23	California	3-0	164	NR
24	Arizona State	3-0	156	NR
25	TCU	2-0	104	NR

Others receiving votes: Kansas State 91, Oklahoma State 51, Army 50, Michigan State 37, Memphis 26, Wake Forest 14, BYU 12, Iowa State 7, Temple 7, Mississippi State 4, Appalachian State 2, Minnesota 1

Amway/USA Today Coaches Poll (9/15/2019)

Pl.	Team (First-place votes)	Record	Pts	Prev.
1	Clemson (62)	3-0	1622	1
2	Alabama (3)	3-0	1560	2
3	Georgia	3-0	1463	3
4	Oklahoma	3-0	1409	4
5	LSU	3-0	1361	5
6	Ohio State	3-0	1342	6
7	Notre Dame	2-0	1182	7
8	Florida	3-0	1095	8
9	Auburn	3-0	1093	9
10	Michigan	2-0	928	10
11	Utah	3-0	915	12
12	Penn State	3-0	864	11
13	Texas	2-1	847	13
14	Wisconsin	2-0	806	14
15	Texas A&M	2-1	702	15
16	UCF	3-0	697	16
17	Oregon	2-1	586	17
18	Iowa	3-0	553	18
19	Washington State	3-0	518	20
20	Boise State	3-0	322	22
21	Washington	2-1	277	21
22	Virginia	3-0	223	NR
23	California	3-0	124	NR
24	Arizona State	3-0	110	NR
25	Kansas State	3-0	106	NR

Others receiving votes: Oklahoma State 100; Memphis 68; TCU 55; Michigan State 40; Wake Forest 33; Army 31; BYU 28; Kentucky 14; Appalachian State 12; Temple 7; Mississippi State 6; Minnesota 5; Nebraska 4; Navy 4; Duke 4; Tulane 3; Iowa State 3; Wyoming 1; SMU 1; Arizona 1.

October 19 South Carolina (Will Muschamp) hosting Florida (2011-14)
November 9 Alabama (Nick Saban) hosting LSU (2000-04)
November 16 Kansas (Les Miles) at Oklahoma State (2001-04)
November 16 LSU (Ed Orgeron)..... at Ole Miss (2005-07)
*FCS Head Coach

It's Been Quite the Run for Bobby Cole

Bobby Cole can to UNM from Chatsworth, California, and for the rest of his life, he can tell people he scored on his first collegiate touch, doing so in one of the most hallowed grounds in all of college football, Notre Dame Stadium.

Cole is also the poster child for perseverance. He came to UNM as a walk-on in 2017, and spent all of his time on the scout team. Last year he saw action just twice, in the fourth quarter against Incarnate Word and Wisconsin, but he never touched the ball. In the spring camp for 2019, Cole not only earned a scholarship, but he was seeing regular reps and had a great final spring scrimmage, but he got hurt early in camp and had to work his way back. On Saturday, he took a handoff in the fourth quarter, bounced it to the outside and outraced everyone, diving for the pylon and scoring on his first collegiate touch. He became the first Lobo to do that since Daryl Chestnut scored on a 64-yard run on his first collegiate touch against Mississippi Valley State on September 5, 2015. Chestnut also scored the next time he touched it, going 37 yards for a touchdown, giving him a 100-yard game.

The Little Man on the Big Stage

Despite the lopsided score, UNM had plenty to feel good about, including a rushing attack that had 212 yards on the ground against Notre Dame, a total that was hampered by a -28 yard bad snap on a field goal. UNM's biggest play came from its smallest man. Bryson Carroll, all 5-6 of him, outran, outjuke and out-everythinged the Notre Dame defense on a brilliant 47-yard run to get UNM on the board. Carroll ended up with 69 yards on six carries, getting 22 on his other five. It was the most rushing yards in his career, coming in just his fourth career game.

Offensive Line Rotated Lots, Allowed Sacks Little

UNM was able to rotate plenty of offensive linemen in the game with Notre Dame. David Zavala earned his first career start in the contest, starting at left guard. Overall there have been 153 offensive snaps for UNM, and the Lobo offensive line, which has used eight players so far, has not allowed a sack, and just three times has a Lobo quarterback been hit (those starts according to Pro Football Focus, which has credited UNM with 80 dropbacks).

Of the six players that have started a game, five have a pass blocking efficiency above the national average, led by Zavala's perfect 100% and Kyle Stapley and Jacob Jankoviak, who each have a 99.3%.

Returning to the Scene of the Pick So to Speak

De'John made his first career start in 2018 against the New Mexico State Aggies, and he kick-started UNM's comeback from a 14-0 deficit with an interception he returned to the Aggie six-yard line, with UNM scoring just two plays later. That score started a 35-3 scoring run for the Lobos in that game.

So far in 2019, Rogers is the top Lobo defender in the secondary statistically, as opposing quarterbacks are just completing 46.7% of their passes against him.

2018 Lobos Set Program Record for Scholar-Athletes

The Lobo football team had an amazing year academically in 2018-19, and that bore out in several ways, but perhaps the most pertinent is with the Mountain West Scholar-Athlete Program.

The Lobos had 14 student-athletes named to the Mountain West 2018-19 Scholar-Athlete list, and the 14 is the most in program history, topping the previous record set a year ago as Davie's Lobos had eight in 2017-18.

In order to qualify for the Mountain West Scholar-Athlete award, a student-athlete must play in at least one game in a season, and have a 3.50 cumulative grade point average. UNM's 14 scholar-athletes was the most not only for UNM, but it's the most scholar-athletes in football by any current team in the Mountain West. The last time a program had 14 or more scholar-athletes was in 2005-06, when the Brigham Young Cougars had 20 student-athletes honored.

Of the 14 Lobos that earned Mountain West Scholar-Athlete, nine return for the 2019 season

Kyle Stapley	3.88	Business Administration
Javohn Jones	3.89	Business Administration
Aaron Blackwell	3.68	Business Administration
Tyson Dyer	3.87	Business Administration
Matthew French	3.76	Exercise Science
David Zavala	3.89	Liberal Arts
Danny Sutton	3.63	Masters of Science
Coltin Gerhart	3.87	Masters of Science
Alex Hart	3.58	Master of B.A.
Aaron Overacker	3.98	Nuclear Engineering
Stephen Ruiz	4.00	Pre-Mathematics
Andrew Erickson	3.73	Pre-Mechanical Engineering
Gabe Ortega	3.63	Psychology
Cedric Patterson III	3.72	Psychology

Stat of the Week

16.7

That's UNM's third down defense, which is third nationally. Against Notre Dame, UNM's defense faced third and short (3rd-and-3 or fewer) four times and got stops on all them. For the season, UNM is getting off the field when they should. The defense is perfect on all 18 third downs plays where the offense needed six yards or more.



Career Starts

OFFENSE

QBs	'15	'16	'17	'18	'19	Total
4 Sheriron Jones			7	1		8
8 Tevaka Tuoti		1	3	0		4
12 Brandt Hughes				1		1

RBs	'15	'16	'17	'18	'19	Total
28 Ahmari Davis			0	1		1
33 Javohn Jones		0	0	1		1

TEs	'15	'16	'17	'18	'19	Total
88 Marcus Williams		6	6	2		14
84 Erik Beilman		0	0	1		1
82 Jeffrey Jones, Jr.			1	0		1

WRs	'15	'16	'17	'18	'19	Total
23 Jay Griffin IV		4	10	1		15
8 Q' Drennan		0	12	0		12
7 Anselem Umeh			0	9	2	11
4 Elijah Lilly		0	1 (DB)	6	0	7
9 Jordan Kress				2		2

OL	'15	'16	'17	'18	'19	Total
79 Chris Estrella		3	12	1		16
50 Teton Saltes		2	12	2		16
64 Kyle Stapley			12	2		14
76 Jarred Sylvester			6	0		6
78 Javon Mosely				2		2
66 Jacob Jankoviak				2		2
71 David Zavala				0	1	1

DEFENSE	'15	'16	'17	'18	'19	Total
52 Aaron Blackwell		4	12	1		17
93 Nahje Flowers			11	0		11
90 Erin Austin			0	2		2
84 Trent Sellers			0	2		2
99 Ben Gansallo				1		1

LBs	'15	'16	'17	'18	'19	Total
33 Alex Hart	0	1	12	3		18
46 Brandon Shook			4	0		4
30 Alexander "Moana" Vainikalo			0	2		2
18 Dylan Horton			0	2		2

DBs	'15	'16	'17	'18	'19	Total
6 De'John Rogers			3	2		5
12 Patrick Peek			1	2		3
32 Johnny Hernandez			0	2		2
8 Donte Martin			0	2		2
15 Letayveon Beaton				1		1
11 Kameron Miller			0	0	1	1

Lobos in the NFL

Jason Sanders **Miami Dolphins** **Kicker**
 Sanders is in his second season with Miami after getting drafted in the seventh round by Miami. He is 35-for-36 on extra points in his career and 18-for-20 on field goals, with a long of 50. He has hit 55 of 70 kickoffs for touchbacks. He was named to the PFWA 2018 All-Rookie Team.

Corey Bojorquez **Buffalo Bills** **Punter**
 Bojorquez is in his second season with Buffalo. He spent the 2018 camp with New England after earning an invite to tryout camp and then getting signed to a free agent contract. He averaged 45.1 yards per punt in his first season, and 22 of 45 punts inside the 20 with a long of 60 yards.

D'Angelo Ross **New England Patriots** **Defensive Back**
 Ross is in his first season after signing a free agent contract with the New England Patriots. He is currently on the injured list.

Ye Old Stadium Tour Continueth...

Dreamstyle Stadium, the home of the Lobos was opened in 1960, and of the 130 FBS stadiums, it's pretty much right in the middle in terms of age. There are 65 stadiums newer, 62 older, and two others that also opened in 1960. UNM traveled to Notre Dame Stadium, and it's 30 years older than Dreamstyle Stadium, and the game continued a trend of UNM playing in historic stadiums that were built before FDR became President in 1933.

Looking ahead to what UNM has scheduled out, and back to the first season of the Bob Davie era, UNM will have 10 such contests, including three in the oldest stadium in America still in use by an FBS team (Kyle Field, home of Texas A&M).

Year	Opponent	Stadium	Year Built	Age	Capacity	Attendance
2012	at Texas	Darrell K. Royal Memorial Stadium	1924	20th Oldest	100,119	100,990
2017	at Texas A&M	Kyle Field	1904	Oldest	102,733	99,051
2018	at Wisconsin	Camp Randall Stadium	1917	Sixth Oldest	80,321	77,003
2019	at Notre Dame	Notre Dame Stadium	1930	37th Oldest	77,622	77,622
2020	at USC	Los Angeles Memorial Coliseum	1923	15th Oldest	77,500	
2020	at Mississippi State	Davis Wade Stadium at Scott Field	1914	Third Oldest	61,337	
2021	at Texas A&M	Kyle Field	1914	Oldest	102,733	
2022	at LSU	Tiger Stadium	1924	23rd Oldest	102,321	
2023	at Texas A&M	Kyle Field	1914	Oldest	102,733	
2025	at UCLA	Rose Bowl Stadium	1922	11th Oldest	90,888	

It was a Friendly Gathering

The 77,622 to watch the game on Saturday was the fifth-largest crowd to ever see a Lobo football game

ATTEN.	DATE	SITE	SCORE
100,990	Sept. 8, 2012	Austin, Texas	Texas 45, UNM 0
99,051	Nov. 11, 2017	College Station, Texas	Texas A&M 55, UNM 14
93,875	Sept. 6, 1986	Knoxville, Tenn.	Tennessee 35, UNM 21
89,792	Sept. 16, 1983	Knoxville, Tenn.	Tennessee 31, UNM 6
77,003	Sept. 8, 2018	Madison, Wisc.	Wisconsin 45, UNM 14
75,902	Oct. 5, 1985	Lincoln, Neb.	Nebraska 38, UNM 7
72,578	Oct. 21, 1989	Gainesville, Fla.	Florida 28, UNM 21
73,887	Sept. 5, 2009	College Station, Texas	Texas A&M 41, UNM 6
66,086	Oct. 27, 1990	Provo, Utah	BYU 55, UNM 31
64,740	Oct. 15, 1983	Provo, Utah	BYU 66, UNM 21

Dyer Continues UNM's Strong Punting Game

Tyson Dyer continued what is shaping up to be an amazing season punting the football. Dyer averaged 46.5 yards per punt and a net of 40.3 yards, with a couple of 50+ yarders, including a 63-yard bomb. He had three punts downed inside the 20, including one at the four-yard line. His lone touchback was a 57-yard punt that landed about two yards inside the goal line and bounced back. Dyer, a former mechanic in Canada who is from Australia and played Aussie Rules on the club level, also had a bruising two-yard run for a first down on a fake punt.

Second Half Numbers ... They Lie!!!

The stats show that UNM had seven points in the first half and the same in the second half, but UNM clearly moved the ball better in the second half. IN the first half UNM had eight drives, four that ended on a punt, and three on an interception, and three of the drives were three-and-outs. Other than the touchdown, UNM got into Notre Dame territory twice, stopping at the 44 both times.

Second half it was a different story. UNM got into Notre Dame territory four times in six drives. One of the drives stalled when UNM went for it on fourth and five at the Notre Dame 35, and one faltered when UNM got down to the Irish 3-yard line and eventually botched a field goal attempt that turned into a lost fumble. UNM scored a touchdown, and then got to the 34-yard line at the end of the game but elected to not call a timeout.

Lucky Seven (In a Way)

Last year seven Lobos were able to play in four or fewer games and still earn a redshirt for 2018:

Aaron Molina	4
Alex Hart	3
Cedric Patterson III	3
Donte Martin	3
Bryson Carroll	2
Trae Hall	1
Andrew Erickson	1

Special Teams Tackles (2019)

Player	Total	KO	Punt
Antonio Hunt	2	2	0
Patrick Peek	1	1	0
Nico Bolden	1	0	1
Jared EnRico	1	0	1
Devin Sanders	1	0	1
Total	6	3	3

Beauty Tip of the Week

\$5,000

That's the money raised for the Lobo Scholarship Fund when booster Dee Dennis got the winning bid for Kyle Stapley to shave his beard of over three years. The offensive line, and Dennis, did the honors.





Record Watch

CAREER RUSHING YARDS

	Yds.	Player	Years
1.	4,973	DonTrell Moore	2002-05
2.	3,862	Mike Williams	1975-78
3.	3,564	Rodney Ferguson	2004-08
4.	3,332	Winslow Oliver	1992-95
5.	3,233	Kasey Carrier	2009-13
6.	3,146	Teriyon Gipson	2013-16
7.	2,935	Fred Henry	1970-72
8.	2,725	Jhurell Pressley	2012-15
9.	2,672	Tyrone Owens	2015-18
10.	2,520	Willie Turrall	1982-85
11.	2,503	Lamar Jordan	2014-17
12.	2,364	Mike Carter	1978-82
13.	2,131	Lennox Gordon	1995-98
14.	2,090	Jarrod Baxter	1998-01
15.	2,071	Rocky Long	1969-71
16.	2,030	Jimmy Sayers	1977-80
17.	2,001	Don Perkins	1957-59
18.	1,971	Dave Bookert	1967-69
19.	1,937	Bobby Santiago	1960-62
20.	1,860	Cole Gautsche	2012-16
21.	1,840	Rich Diller	1971-73
22.	1,833	Holmon Wiggins	1998-01
23.	1,667	David Osborn	1979-82
24.	1,663	Michael Johnson	1980-83
25.	1,603	Crusoe Gongbay	2011-14
26.	1,531	Sam Scarber	1968-70
27.	1,471	Rudy Krall	1946-48
28.	1,466	Nate McCall	1970-71

Lobo Walk Ons

Here are the Lobo Walk-ons by position that are on the active roster:

- QB (1) Connor Genal, Santa Fe Springs, Calif. (St. Paul HS)
- TE (1) Kyle Hester, Gilbert, Ariz. (Highland HS)
- RB (0) None
- WR (3) Nick Foster, Orinda, Calif. (Santa Barbara CC/Miramonte HS)
Jonah Leyva, Carlsbad, N.M. (Carlsbad HS)
Reece Wilkinson, Albuquerque, N.M. (La Cueva HS)
- OL (3) Colston Chacon, La Habra, Calif. (Corona Del Mar HS)
Daniel Hammons, Joshua, Texas (West Texas A&M/Godley HS)
Brad Murphy, Morgan Hill, Calif. (CC of San Francisco/Valley Christian HS)
Tayo Regenold, Santa Fe, N.M. (St. Michael's HS)
- P (1) John Mitchell III, Great Falls, Va. (OLOGC HS)
- K (2) Dylan Kelly-Romero, Los Lunas, N.M. (Los Lunas HS)
Donovan Murphree, Ft. Collins, Colo. (Fossil Ridge HS)
- LS (1) Aiden Kneller, Englewood, Colo. (Cherry Creek HS)
- DL (4) Ben Bertram, Albuquerque, N.M. (Sandia HS)
Louis Harden, San Clemente, Calif. (San Clemente HS)
Emmanuel Malek, Arlington, Texas (Sam Houston HS)
Harshan Sachdeva, Bakersfield, Calif. (Stockdale HS)
- S (1) Ryan Romero, Rancho Santa Margarita, Calif. (Tesoro HS)
- LB (4) Matt French, Crestview, Fla (Crestview HS)
Dequez Irving, Wichita, Kan. (Wichita East HS)
Xavier Vigil, Santa Fe, N.M. (St. Michael's HS)
Josh Woisin, Albuquerque, N.M. (La Cueva HS)

Lobo Captains

UNM's captains for 2019 are Alex Hart, Trent Sellers, Kyle Stapley and Aaron Blackwell. With the selection of Hart, he becomes just the third three-time captain in the history of Lobo Football, having served as a captain in both 2017 and 2018. Ironically, he was a teammate of the other two, as Lamar Jordan (2014-16) and Dakota Cox (2014-16) also were three-time captains.

And You Thought the 80s were the Only Time Period Where You Could Wear Two Redshirts

Traditionally, you can only redshirt once. However, you can now redshirt twice, and three Lobos are now double redshirts. All three Lobos were able to utilize a rule that allows for an injury redshirt after redshirting as an academically eligible freshman. Daevon Vigilant earned his second redshirt for his 2017 season in which he was injured for the season in the opening game of the year.

Last year, both Q' Drennan and Tevaka Tuioiti were able to get a second redshirt despite playing in 2018. Drennan was hurt on the season-opening drive after a 40-yard reception, and since he was redshirted in 2015 as an academically eligible freshman, he earned a second redshirt and will be in graduate school as a junior in eligibility for 2019.

Tuioiti, who was injured against Wisconsin, missed the New Mexico State game and then suffered a season-ending injury in the fourth game of the season (his third) against Liberty. Since he also redshirted as an academically eligible freshman in 2016, he earned a second redshirt and in 2019 he will be a sophomore.

Well That Was Fast

When the Lobos were an option team, the Lobos would wear teams down and had scoring drives that regularly topped four or five minutes. So far this season, that is not the case. Of UNM's six touchdown drives, the longest went 1:57, and that was the one of only two that lasted over a minute

The Lobos have had touchdown drives of 1:57, 1:21, 0:59, 0:48, 0:41 and 0:23, for an average of 1:02 per touchdown drive.

You Get a Scholarship...and You Get a Scholarship!

On June 6, five Lobos, including three New Mexico natives, were awarded scholarships by head coach Bob Davie in a surprise announcement during Thursday meetings, bringing cheers from their teammates.

The five Lobos earning scholarships were Bobby Cole (a redshirt running back from Chatsworth, California), Andrew Erickson (a redshirt freshman receiver from Albuquerque's Manzano High School), Micah Gray (a redshirt sophomore running back from Clovis High School), Hayden Wilson (a redshirt sophomore offensive lineman from Rio Rancho's Cleveland High School) and Nic Wilson (a redshirt freshman cornerback from San Bernardino, California).

"I'm proud of the work that all five of these young men have done at UNM," said Davie. "Whether it's the hard work they have put in on the field, or in the classroom, or in the community, they have represented themselves, this program and our institution in outstanding fashion. I'm excited for them and their families. They have earned this."

Gray and Cole saw playing time in 2018 as redshirt freshmen, mostly on special teams, but both had a solid spring camp and saw plenty of action toting the football at running back as well as participating on special teams. For Erickson, Hayden Wilson and Nic Wilson, all three were freshmen last year and all had terrific seasons on the scout team in 2018, and then turned in great spring camps in 2019.

Overall, the five bring the total of former walk-ons elevated to scholarship status under Bob Davie to 23, and Erickson, Gray and Wilson bring the total of New Mexico natives elevated to scholarship status to 15. Gray and Wilson both served as the New Mexico Man last season, with Gray earning the honor on September 29 against Liberty and Wilson on November 24 against Wyoming. Of the 28 New Mexico Men that started their careers as walk-ons at UNM, 12 have now earned scholarships.

The New Mexico Man tradition was started by Davie in 2012. In the program a walk-on, or former walk-on player is designated as the "New Mexico Man" each home week during the season. The selected player leads the team onto the field with the New Mexico state flag before home games as well as in Las Cruces at the Rio Grande Rivalry game between the Lobos and New Mexico State. During the game, the New Mexico Man wears a special uniform patch in the shape of the state of New Mexico on their jersey.

Of the previous 18 student-athletes put on scholarship by Davie, 12 were natives of New Mexico. Those names include David Anaya, Javohn Jones, Xavier Madrid, Jeric Magnant, Zack Rogers, Steven Romero, John Russo, Andrew Shelley, Thomas Vieira, Michael Walsh, Randy Williams and Reece White. Overall, UNM has 17 New Mexico natives on the preliminary 2019 roster, with more set to join when classes begin in August. The 17 New Mexico players is the most of any Division I team, with 11 on full scholarship.

A Semester and Year to Remember

The Lobos turned in a pair of semesters in the classroom like no other, combining for the best academic year for the Lobo football team in the history of the program. For the Fall semester, the team turned in a 2.83 GPA for the Fall, which was the best Fall semester in the history of the program. The team then topped that in the Spring with a 2.92, which is the second-highest GPA in the program's history, behind only a 2.96 GPA in the Spring of 2003. The combined GPA of 2.88 is the best combined GPA for the two semesters in the history of the program.

Davie Coaching Tree

Former assistants that became collegiate head coaches

- *Charlie Strong (Louisville 2010-13; Texas 2014-16; USF 2017-present)
- *Dan Mullen (Mississippi State 2009-17; Florida 2018-present)
- *Steve Addazio (Temple, 2011-12; Boston College 2013-present)
- *Urban Meyer (Bowling Green 2001-02; Utah 2003-04; Florida 2005-10; Ohio State 2012-18)
- *Mike Sanford (UNLV 2005-09; Indiana State 2013-16)
- *Joker Phillips (Kentucky 2010-12)

Former assistants that became NFL coordinators

- *Bill Sheridan (Tampa Bay, DC, 2012-13)
- *Dean Pees (New England, DC, 2006-09; Baltimore, DC, 2012-17; Tennessee, DC, 2018-present)
- *Don Martindale (Denver, DC, 2010; Baltimore, DC, 2018-present)
- *Jerry Rosburg (Cleveland, STC, 2001-06; Atlanta, STC, 2007; Baltimore, STC, 2008-18)
- *Greg Matison (Baltimore, 2009-10)
- *John DeFillippo (Cleveland, OC, 2015, Minnesota, OC, 2018, Jacksonville, OC, 2019)

Former players that became coaches

- *Dennis Allen (Oakland, head coach 2012-14; Denver, DC, 2011; New Orleans, DC, 2015-present)
- *Aaron Glenn (New Orleans, DBS, 2016-present)
- *Anthony Weaver (DL, Houston, 2016-present)



100-yard Rushing Games Under Bob Davie (by Date)

Pl.	Total	Player	Opponent	Date
1.	103	Demarcus Rogers	Southern	9/1/2012
2.	129	Kasey Carrier	at New Mexico State	9/22/2012
3.	191	Kasey Carrier	Texas State	10/6/2012
4.	161	Kasey Carrier	at Hawai'i	10/13/2012
5.	104	Cole Gautsche	at Hawai'i	10/13/2012
6.	338	Kasey Carrier	at Air Force	10/20/2012
7.	136	Kasey Carrier	Fresno State	10/27/2012
8.	149	Cole Gautsche	at Wyoming	11/10/2012
9.	109	Kasey Carrier	at Wyoming	11/10/2012
10.	145	Kasey Carrier	Nevada	11/17/2012
11.	118	Cole Gautsche	UTSA	8/31/2013
12.	291	Kasey Carrier	at UTEP	9/7/2013
13.	191	Kasey Carrier	UNLV	9/28/2013
14.	119	Carlos Wiggins	UNLV	9/28/2013
15.	108	Cole Gautsche	UNLV	9/28/2013
16.	127	Cole Gautsche	New Mexico State	10/5/2013
17.	126	Kasey Carrier	New Mexico State	10/5/2013
18.	113	Cole Gautsche	at Wyoming	10/12/2013
19.	104	Kasey Carrier	at Wyoming	10/12/2013
20.	179	Kasey Carrier	Air Force	11/8/2013
21.	140	Cole Gautsche	Air Force	11/8/2013
22.	184	Cole Gautsche	UTEP	8/30/2014
23.	139	Crusoe Gongbay	at New Mexico State	9/20/2014
24.	163	Crusoe Gongbay	Fresno State	9/26/2014
25.	106	Lamar Jordan	at UTSA	10/4/2014
26.	102	Jhurell Pressley	at UTSA	10/4/2014
27.	148	Jhurell Pressley	at Air Force	10/18/2014
28.	138	Jhurell Pressley	at UNLV	11/1/2014
29.	154	Jhurell Pressley	vs. Boise State	11/8/2014
30.	205	Teriyon Gipson	vs. Boise State	11/8/2014
31.	109	Jhurell Pressley	at Colorado State	11/22/2014
32.	101	Jhurell Pressley	Wyoming	11/29/2014
33.	108	Daryl Chestnut	Mississippi Valley St.	9/5/2015
34.	147	Lamar Jordan	at Wyoming	9/26/2015
35.	103	Jhurell Pressley	at Wyoming	9/26/2015
36.	157	Lamar Jordan	New Mexico State	10/3/2015
37.	142	Teriyon Gipson	New Mexico State	10/3/2015
38.	132	Jhurell Pressley	Boise State	11/14/2015
39.	170	Jhurell Pressley	Air Force	11/28/2015
40.	135	Lamar Jordan	Arizona	12/19/2015
41.	181	Teriyon Gipson	South Dakota	9/1/2016
42.	101	Lamar Jordan	at Rutgers	9/17/2016
43.	156	Teriyon Gipson	San Jose State	10/1/2016
44.	117	Tyrone Owens	San Jose State	10/1/2016
45.	139	Lamar Jordan	Boise State	10/7/2016
46.	140	Teriyon Gipson	vs. Air Force	10/15/2016
47.	126	Tyrone Owens	vs. Air Force	10/15/2016
48.	171	Tyrone Owens	ULM	10/22/2016
49.	134	Tyrone Owens	at Hawai'i	10/29/2016
50.	121	Teriyon Gipson	Nevada	11/5/2016
51.	107	Teriyon Gipson	at Utah State	11/12/2016
52.	157	Tyrone Owens	at Colorado State	11/19/2016
53.	217	Teriyon Gipson	Wyoming	11/26/2016
54.	176	Lamar Jordan	Wyoming	11/26/2016
55.	121	Richard McQuarley	Wyoming	11/26/2016
56.	156	Coltin Gerhart	at Tulsa	9/23/2017
57.	179	Richard McQuarley	Air Force	9/30/2017
58.	159	Tyrone Owens	Colorado State	10/20/2017
59.	164	Tyrone Owens	UNLV	11/17/2017
60.	145	Daryl Chestnut	UNLV	11/17/2017
61.	116	Lamar Jordan	UNLV	11/17/2017
62.	110	Tyrone Owens	at New Mexico State	9/15/2018
63.	107	Ahmari Davis	Sam Houston State	8/31/2019

Ch-Ch-Ch-Changes

UNM made some changes to its coaching staff for the 2019 season.

The Lobos have a new offensive and defensive coordinator for the 2019 season. Joe natator and quarterbacks coach after coming to UNM from Liberty University. With Da moved over from quarterbacks to running backs. UNM's defensive coordinator is Jo for the past three seasons, and he takes over for Kevin Cosgrove, who is now with LS

UNM also has two new defensive coaches, both coaching linebackers. Dan Carrel an for Cosgrove and Archie McDaniel. Carrel came to UNM from Houston, and Sanders

Now That's Explosive

The Lobos has had six plays of 40 or more yards this season, and that is good for a tie for 11th nationally, and overall there are 21 teams that have had at least six plays of 40 or more yards. Of those 21 teams, only New Mexico and Utah State have played just two games

Name	G	10+ Yards	20+ Yards	30+ Yards	40+ Yards	50+ Yards	60+ Yards	70+ Yards	80+ Yards	90+ Yards
1 Arizona	3	57	24	14	11	4	3	3	2	1
1 Oklahoma	3	73	32	22	11	3	1	1	0	0
3 Memphis	3	45	18	10	9	6	3	2	0	0
4 SMU	3	44	25	14	8	3	0	0	0	0
4 Southern Mississippi	3	43	22	10	8	5	2	0	0	0
6 Charlotte	3	48	24	13	7	4	3	0	0	0
6 Clemson	3	54	18	9	7	5	3	2	2	1
6 Nebraska	3	44	17	8	7	4	4	1	0	0
6 Oklahoma State	3	42	22	12	7	7	5	3	1	1
6 Penn State	3	46	19	9	7	5	2	2	2	0
11 Arizona State	3	36	10	8	6	3	2	2	0	0
11 Boston College	3	41	18	10	6	3	0	0	0	0
11 Colorado State	3	48	15	10	6	4	4	4	0	0
11 LSU	3	58	21	9	6	2	2	0	0	0
11 Louisville	3	46	17	10	6	4	2	0	0	0
11 Maryland	3	58	23	11	6	3	2	0	0	0
11 New Mexico	2	28	14	10	6	2	0	0	0	0
11 North Texas	3	40	15	7	6	3	1	0	0	0
11 UCF	3	64	27	16	6	3	2	2	0	0
11 Utah State	2	41	22	9	6	4	0	0	0	0
11 Western Michigan	3	46	22	14	6	4	4	1	0	0

UNM Can Add to This List

Of the top 10 teams that UNM has defeated the most, the Lobos face off with four of them this season. Below is the list:

Pl.	Wins	Opponent	This Year
1.	71	New Mexico State	September 21
2.	43	UTEP	
3.	34	Wyoming	October 26
4.	25	Colorado State	October 11
5.	24	Northern Arizona	
6.	20	Arizona	
7.	17	Utah	
8.	15	San Diego State	
9.	14	Air Force	November 9
	14	BYU	
	14	Albuquerque Indian School	

Just Another Classroom Record for Bob Davie's Lobos

For a second straight year, the Lobos picked up a school record number of Mountain West All-Academic selections. When the league announced the Fall Mountain West All-Academic teams, New Mexico was honored with 27 awards, surpassing the record of 23, set just one season prior. The previous school record was under Coach Davie as well, in 2014 when the team picked up 20. Overall the 108 honorees over the last five years is the best five-year stretch in school history. The 50 over the last two years is the best over any two-year period in school history.

Davie Can Extend His Non-Conference Mark

Bob Davie is the only Lobo coach to record two non-conference wins in each of his first seven seasons at the helm of the Lobos, and with games a win over Sam Houston State and games to come with New Mexico State and Liberty, he has a chance to extend that streak to eight straight years. The only other Lobo coach to ever win at least two non-conference match-ups in his first five seasons was Ted Shipkey, who did it from 1937-41. Here are a few things that did not exist the last time before Davie that a Lobo coach won at least two non-conference games in his first five seasons:

*World War I (World War II hadn't started yet, so World War I was referred to as the Great War.

*Daylight Savings Time (started in 1942)

*Anne Frank's Diary (she started writing it on her 13th birthday in 1942)

Fun Fact

9.5

That's the average number of penalties that UNM is drawing this season from their opponents, a number that is tied for fifth nationally. UNM is 14th in opponent penalty yards per game at 78.5

Fun Fact

0

The number of sacks allowed by New Mexico, which by rule, has to be tied for first, and it is with Air Force, UAB and Utah. However, of those four schools, UNM has had the most pass attempts with 69.



100-yard Rushing Games Under Bob Davie (by Yards)

Pl.	Total	Player	Opponent	Date
1.	338	Kasey Carrier	at Air Force	10/20/2012
2.	291	Kasey Carrier	at UTEP	9/7/2013
3.	217	Teriyon Gipson	Wyoming	11/26/2016
4.	205	Teriyon Gipson	vs. Boise State	11/8/2014
5.	191	Kasey Carrier	UNLV	9/28/2013
	191	Kasey Carrier	Texas State	10/6/2012
7.	184	Cole Gautsche	UTEP	8/30/2014
8.	181	Teriyon Gipson	South Dakota	9/1/2016
9.	179	Richard McQuarley	Air Force	9/30/2017
	179	Kasey Carrier	Air Force	11/8/2013
11.	176	Lamar Jordan	Wyoming	11/26/2016
12.	171	Tyrone Owens	ULM	10/22/2016
13.	170	Jhurell Pressley	Air Force	11/28/2015
14.	164	Tyrone Owens	UNLV	11/17/2017
15.	163	Crusoe Gongbay	Fresno State	9/26/2014
16.	161	Kasey Carrier	at Hawai'i	10/13/2012
17.	159	Tyrone Owens	Colorado State	10/20/2017
18.	157	Tyrone Owens	at Colorado State	11/19/2016
	157	Lamar Jordan	New Mexico State	10/3/2015
20.	156	Coltin Gerhart	at Tulsa	9/23/2017
	156	Teriyon Gipson	San Jose State	10/1/2016
22.	154	Jhurell Pressley	vs. Boise State	11/8/2014
23.	149	Cole Gautsche	at Wyoming	11/10/2012
24.	148	Jhurell Pressley	at Air Force	10/18/2014
25.	147	Lamar Jordan	at Wyoming	9/26/2015
26.	145	Daryl Chestnut	UNLV	11/17/2017
	145	Kasey Carrier	Nevada	11/17/2012
28.	142	Teriyon Gipson	New Mexico State	10/3/2015
29.	140	Teriyon Gipson	vs. Air Force	10/15/2016
30.	140	Cole Gautsche	Air Force	11/8/2013
31.	139	Lamar Jordan	Boise State	10/7/2016
	139	Crusoe Gongbay	at New Mexico State	9/20/2014
33.	138	Jhurell Pressley	at UNLV	11/1/2014
34.	136	Kasey Carrier	Fresno State	10/27/2012
35.	135	Lamar Jordan	Arizona	12/19/2015
36.	134	Tyrone Owens	at Hawai'i	10/29/2016
37.	132	Jhurell Pressley	Boise State	11/14/2015
38.	129	Kasey Carrier	at New Mexico State	9/22/2012
39.	127	Cole Gautsche	New Mexico State	10/5/2013
40.	126	Tyrone Owens	vs. Air Force	10/15/2016
41.	126	Kasey Carrier	New Mexico State	10/5/2013
42.	121	Richard McQuarley	Wyoming	11/26/2016
	121	Teriyon Gipson	Nevada	11/5/2016
44.	119	Carlos Wiggins	UNLV	9/28/2013
45.	118	Cole Gautsche	UTSA	8/31/2013
46.	117	Tyrone Owens	San Jose State	10/1/2016
47.	116	Lamar Jordan	UNLV	11/17/2017
48.	113	Cole Gautsche	at Wyoming	10/12/2013
49.	110	Tyrone Owens	at New Mexico State	9/15/2018
50.	109	Kasey Carrier	at Wyoming	11/10/2012
	109	Jhurell Pressley	at Colorado State	11/22/2014
52.	108	Daryl Chestnut	Mississippi Valley St.	9/5/2015
	108	Cole Gautsche	UNLV	9/28/2013
54.	107	Ahmari Davis	Sam Houston State	8/31/2019
	107	Teriyon Gipson	at Utah State	11/12/2016
56.	106	Lamar Jordan	at UTSA	10/4/2014
57.	104	Cole Gautsche	at Hawai'i	10/13/2012
	104	Kasey Carrier	at Wyoming	10/12/2013
59.	103	Jhurell Pressley	at Wyoming	9/26/2015
	103	Demacrus Rogers	Southern	9/1/2012
61.	102	Jhurell Pressley	at UTSA	10/4/2014
62.	101	Lamar Jordan	at Rutgers	9/17/2016
	101	Jhurell Pressley	Wyoming	11/29/2014

*Stephen Hawking (he was born in 1942)
 *Color Film (Eastman Kodak invented it in 1942)
 *Chemotherapy (This was first tested in 1942 by Alfred Gilman, Louis S. Goodman and Frederick S. Philips)

Davie Now Fourth All By Himself

Bob Davie moved all alone into fourth place among the winningest coaches in Lobo history with the 39-31 win over Sam Houston State. He needs six more wins to move into third place.

Pl.	Coach	Years	W
1.	Rocky Long	1998-08	65
2.	Roy Johnson	1920-30	41
3.	Bill Weeks	1960-67	40
4.	Bob Davie	2012-present	34
5.	Dennis Franchoine	1992-97	33
6.	Bill Mondt	1974-79	31
7.	Ted Shipkey	1937-41	30
8.	Rudy Feldman	1968-73	24
9.	Willis Barnes	1942-46	19
10.	Joe Morrison	1980-82	18

Debuts

The Lobos played 62 players in the opener, and of those, 21 made their New Mexico Lobo debuts. Against Notre Dame UNM used a few more players, giving them 74 players used for the season, and UNM is now up to 27 debuts. Here is the breakdown of the debuts by class for UNM. The interesting part of that is even UNM used more than three freshmen, four of them played in under four games in 2018, meaning just Donovan Murphree, Cade Briggs and Lawrence "L.O." Johnson have made their debuts as freshmen.

Senior (1): Trent Sellers

Junior (18): James Lewis, Jordan Kress, Brandt Hughes, Michael LoVett III, Letayveon Beaton, Emmanuel Logan-Greene, Devin Sanders, Jacobi Hearn, Brandon Burton, Reco Hannah, Jacob Jankovick, Kyle Jarvis, Joey Noble, Ben Gansallo, Eric Cuffee, Jr., Justin Harris, James Lewis, Elmer Pauni

Sophomore (5): Shaddrick Lowery, Jerrick Reed II, Antonio Hunt, Nic Wilson, Hayden Wilson

Freshman (3): Donovan Murphree, Cade Briggs*, Lawrence "L.O." Johnson,

*True freshman

Overall, 36.5 percent of the players used this year have made their Lobo debuts.

On This Date

Saturday, September 21 is the 264th day of the year, and there are 101 days remaining in 2019. Use them wisely please. September 21 is a very jam-packed day as it's National Chai Day, National Pecan Cookie Day, National New York Day, National Dance Day (let's boogie), National Gymnastics Day, Boys' and Girls' Club Day for Kids, Puppy Mill Awareness Day, Responsible Dog Ownership Day (which probably goes with Puppy Mill Awareness Day), National Singles Day, National Cleanup Day and of course, National Seat Check Day. The Lobos are 3-4-1 on September 21 all-time, having gone winless in their last five meetings. UNM's last win on this date was 62 years ago.

L	9/21/2002	New Mexico State	13-24	Las Cruces, NM
L	9/21/1996	BYU	14-17	Provo, UT
L	9/21/1991	UNLV	22-23	Albuquerque, NM
T	9/21/1974	Texas Tech	21-21	Albuquerque, NM
L	9/21/1968	UTEP	15-44	El Paso, TX
W	9/21/1957	New Mexico State	25-7	Albuquerque, NM
W	9/21/1946	Northern Arizona	12-7	Albuquerque, NM
W	9/21/1935	Western New Mexico	46-0	Albuquerque, NM

Many things have happened in the world on September 21. The world said goodbye to the Galileo Space Probe, which was sent to its demise into the Jupiter atmosphere (2003), *America: A Tribute to Heroes*: was broadcast nationally, raising over \$200 million for victims of 9/11 (2001), The Defense of Marriage Act was passed by Congress (1996), Russian President Boris Yeltsin scrapped the Soviet Constitution, causing a national crisis (1993), Sandra Day O'Connor was named to the Supreme Court, the first woman to be placed there (1981), Bahrain, Bhutan and Qatar join the United Nations (1971), The People's Republic of China was proclaimed (1949), J.R.R. Tolkien's *The Hobbit* was published (1937), the French Monarchy was abolished, basically ending the French Revolution (1792) and part of New York City burned to the ground due to British Forces (1776).

Famous people born on September 21 include the first female member of The Wiggles, Emma Watkins (1989), Seattle Seahawk Doug Baldwin (1988), WNBA twins Ashley and Courtney Paris (1987), former Notre Dame quarterback Jimmy Clausen (1987), rapper Wale (1984), former Green Bay Packer Greg Jennings (1983), actress Maggie Grace (LOST, Taken, Fear The Walking Dead) (1983), actor Scott Evans (One Life to Live, 1983), actress Autumn Reeser (Hawaii 5-0, 1980), former baseball player Doug Davis (1975), basketball coach Bryce Drew (1974), football player Jon Kitna (1972), singer Liam Gallagher (Oasis, 1972), actor Luke Wilson (Idiocracy), actor Alfonso Ribeiro (Silver Spoons, The Fresh Prince of Bel Air, 1971), actress and talk show host Rikki Lake (1968), singer Faith Hill (Where Are You Christmas? 1967), actress Cheryl Hines (Curb Your Enthusiasm, 1965), baseball player Cecil Fielder (1963), actor Rob Morrow (Northern Exposure, 1962), actress Nancy Travis (1961), actor and Alanis Morissette target Dave Coulier (1959), director Ethan Coen (Fargo, 1957), former U.S. Soccer manager Bruce Arena (1951), living legend Bill Murray (1950), author Stephen King (1947), singer Don Felder (The Eagles, 1947), actress Fannie Flagg (The Match Game, 1944), producer Jerry Bruckheimer (Independence Day, 1943), NHL referee John D'Amico (1937), songwriter Leonard Cohen (1934), actor Larry Hagman (Dallas, 1931), animator Chuck Jones (1912), novelist H.G. Wells (War of the Worlds, 1866), Italian painter Cigoli (1559) and Pope Vitalian (580).

Stat Tracker

6

The number of 60-yard punts by Tyson Dyer, who hit a 63-yarder against Notre Dame on Saturday. Dyer owns the school record for longest punt with an 84-yarder last year at Air Force.

Stat Tracker

18

The number of FBS coaches that have been at their schools longer than Bob Davie, who is entering his eighth season. There are 130 FBS coaches, and among Group of 5 coaches, Davie is eighth in longevity.



Series History vs. Ranked Teams

New Mexico is 6-56 all-time against ranked opponents dating back to the 1940 season. UNM is 4-25 at home vs. ranked opponents, 2-30 on the road and 0-1 on neutral fields. UNM's last win over a ranked opponent was on October 25, 2003 when the Lobos won at No. 23 Utah 47-35. UNM's last win over a top 10 program was also against Utah, a 23-21 win on November 5, 1994. UNM is 1-18 all-time against top-10 teams and 0-5 vs. top-five teams.

Table with columns: Opponent (RK), Res, Score, Date. Lists various games against ranked teams from 1950 to 2019.

Sadly on this day the world lost sprinter Florence Griffith Joiner (1998), guitarist Bo Carter (1962), American Tribal Leader Chief Joseph (1904), Edward II of England (1327), Pope Conon (687) and the poet Virgil (19 BC).

The New Mexico Man

Ever since Bob Davie became head coach, UNM has designated a walk-on, or former walk-on player as the "New Mexico Man" each week during the season. The designated player leads the team onto the field with the New Mexico state flag before home games as well as in Las Cruces at the Rio Grande Rivalry game between the Lobos and New Mexico State. The player runs with the flag across the field to the north end zone, where he waves it for the home crowd.

Coach Davie and his staff will select the weekly player, based on dedication, work ethic, team spirit and unselfishness that exemplifies Lobo football and the state of New Mexico. "Walk-ons are critical to our success here at UNM," Davie said at the implementation of the program. "I have tremendous respect for all of them and want to have a way to recognize their importance and contributions to the program." The following is the complete list of New Mexico Men for the program since its inception in 2012.

2012 New Mexico Men

Table listing 2012 New Mexico Men with columns: Date, Name, Location.

2013 New Mexico Men

Table listing 2013 New Mexico Men with columns: Date, Name, Location.

2014 New Mexico Men

Table listing 2014 New Mexico Men with columns: Date, Name, Location.

2015 New Mexico Men

Table listing 2015 New Mexico Men with columns: Date, Name, Location.

2016 New Mexico Men

Table listing 2016 New Mexico Men with columns: Date, Name, Location.

2017 New Mexico Men

Table listing 2017 New Mexico Men with columns: Date, Name, Location.

2018 New Mexico Men

Table listing 2018 New Mexico Men with columns: Date, Name, Location.

2019 New Mexico Men

Table listing 2019 New Mexico Men with columns: Date, Name, Location.

Birthday Chart

August

Table listing August birthdays: Date, Player/Coach, Age.

September

Table listing September birthdays: Date, Player/Coach, Age.

October

Table listing October birthdays: Date, Player/Coach, Age.

November

Table listing November birthdays: Date, Player/Coach, Age.

December

Table listing December birthdays: Date, Player/Coach, Age.

Oldest Lobo: Tyson Dyer (5/27/1992)
Youngest Lobo: Harshan Sachdeva (8/14/2001)

AUG. 31 SAM HOUSTON ST. SEPT. 14 AT NOTRE DAME SEPT. 21 NEW MEXICO STATE SEPT. 28 AT LIBERTY



OCT. 4 AT SAN JOSE STATE



OCT. 11 COLORADO STATE

OCT. 19 AT WYOMING

OCT. 26 AIR FORCE

NOV. 2 AT NEVADA

NOV. 9 HAWAI'I

NOV. 16 AT BOISE STATE

NOV. 30 UTAH STATE

QB - #4 Sheriron Jones

2018 Date Opponent C-A-I Yds TD LG Rush Yds TD LG Sept 1 UIW 1-3-0 22 1 22 4 18 0 8 Sept 8 at WISC 9-16-2 79 1 17 7 5 0 3 Sept 15 at NMSU 12-19-1 127 0 22 7 7 0 16 Sept 29 LIBERTY 15-27-3 312 4 79 6 44 0 32 Oct 6 at UNLV 13-20-0 250 4 74 8 72 0 20 Oct 13 at CSU 12-20-0 165 2 52 9 35 0 13 Oct 20 FS 15-32-1 132 1 26 10 42 0 19 Oct 27 at USU 10-25-3 110 0 30 3 -4 0 5 Nov 3 SDSU Did Not Play Nov 10 at AFA 6-9-1 114 0 56 6 -6 0 8 Nov 16 BSU 8-13-1 103 0 29 12 56 0 18 Nov 24 WYO 1-3-0 3 0 3 6 17 0 15 TOTAL 102-187-12 1417 13 79 78 286 0 32

2019 Date Opponent C-A-I Yds TD LG Rush Yds TD LG Aug 31 SHSU 6-11-0 122 0 47 6 35 2 11 Sept 14 at ND 4-15-3 19 0 12 8 23 0 17 Sept 21 NMSU Sept 28 at LIBERTY Oct 4 at SJSU Oct 11 CSU Oct 19 at WYO Oct 26 HAW Nov 2 at NEV Nov 9 AFA Nov 16 at BSU Nov 30 USU TOTAL 10-26-3 141 0 47 14 58 2 17 CAREER 112-213-15 1558 13 79 92 344 2 32

QB - #8 Tevaka Salanoa-Tuioti

2017 Date Opponent C-A-I Yds TD LG Rush Yds TD LG Sept 2 ACU 1-1-0 9 0 9 0 0 0 0 Sept 9 NMSU 10-19-0 151 2 27 2 8 0 5 Sept 14 at BSU Did Not Play Sept 23 at Tulsa Did Not Play Sept 30 AFA Did Not Play Oct 14 at FS 13-24-1 200 0 44 5 14 0 10 Oct 20 CSU 5-16-0 84 1 47 9 62 0 27 Oct 28 at WYO 8-17-3 47 0 17 3 3 0 2 Nov 4 USU 8-15-0 54 0 10 5 39 1 34 Nov 11 TA&M 2-6-0 4 0 2 2 9 0 9 Nov 17 UNLV Did Not Play Nov 24 at SDSU 10-20-2 156 1 62 2 7 0 4 TOTAL 57-118-6 705 4 62 28 142 1 34

2018 Date Opponent C-A-I Yds TD LG Rush Yds TD LG Sept 1 UIW 13-21-1 327 4 69 11 54 1 20 Sept 8 at WISC 5-8-0 55 1 13 1 4 0 4 Sept 15 at NMSU Did Not Play Sept 29 LIBERTY 6-14-1 57 0 22 3 42 0 28 Oct 6 at UNLV Did Not Play Oct 13 at CSU Did Not Play Oct 20 FS Did Not Play Oct 27 at USU Did Not Play Nov 3 SDSU Did Not Play Nov 10 at AFA Did Not Play Nov 16 BSU Did Not Play Nov 24 WYO Did Not Play TOTAL 24-43-2 439 5 69 15 100 1 28

2019 Date Opponent C-A-I Yds TD LG Rush Yds TD LG Aug 31 SHSU Did Not Play Sept 14 at ND 6-13-0 132 0 41 1 5 0 5 Sept 21 NMSU Sept 28 at LIBERTY Oct 4 at SJSU Oct 11 CSU Oct 19 at WYO Oct 26 HAW Nov 2 at NEV Nov 9 AFA Nov 16 at BSU Nov 30 USU TOTAL 6-13-0 132 0 41 1 5 0 5 CAREER 87-174-8 1276 9 69 44 247 2 34

QB - #10 Trae Hall

2018 Date Opponent C-A-I Yds TD LG Rush Yds TD LG Sept 1 UIW Did Not Play Sept 8 at WISC Did Not Play Sept 15 at NMSU Did Not Play Sept 29 LIBERTY Did Not Play Oct 6 at UNLV 0-0-0 0 0 0 1 6 0 6 Oct 13 at CSU Did Not Play Oct 20 FS Did Not Play Oct 27 at USU Did Not Play Nov 3 SDSU Did Not Play Nov 10 at AFA Did Not Play Nov 16 BSU Did Not Play Nov 24 WYO Did Not Play TOTAL 0-0-0 0 0 0 1 6 0 6

2019 Date Opponent C-A-I Yds TD LG Rush Yds TD LG Aug 31 SHSU Did Not Play Sept 14 at ND 0-0-0 0 0 0 2 15 0 11 Sept 21 NMSU Sept 28 at LIBERTY Oct 4 at SJSU Oct 11 CSU Oct 19 at WYO Oct 26 HAW Nov 2 at NEV Nov 9 AFA Nov 16 at BSU Nov 30 USU TOTAL 0-0-0 0 0 0 2 15 0 11 CAREER 0-0-0 0 0 0 3 21 0 11

QB - #12 Brandt Hughes

2017 Date Opponent C-A-I Yds TD LG Rush Yds TD LG Aug 31 SHSU 12-29-0 218 0 51 1 -5 0 0 Sept 14 at ND Did Not Play Sept 21 NMSU Sept 28 at LIBERTY Oct 4 at SJSU Oct 11 CSU Oct 19 at WYO Oct 26 HAW Nov 2 at NEV Nov 9 AFA Nov 16 at BSU Nov 30 USU TOTAL 12-29-0 218 0 51 1 -5 0 0

RB - #2 Lawrence "L.O." Johnson

2017 Date Opponent Rush Yds TD LG Rec Yds TD LG Aug 31 SHSU Did Not Play Sept 14 at ND 3 9 0 4 0 0 0 0 Sept 21 NMSU Sept 28 at LIBERTY Oct 4 at SJSU Oct 11 CSU Oct 19 at WYO Oct 26 HAW Nov 2 at NEV Nov 9 AFA Nov 16 at BSU Nov 30 USU TOTAL/CAREER 3 9 0 4 0 0 0 0

RB - #5 Daevon Vigilant

2017 Date Opponent Rush Yds TD LG Rec Yds TD LG Sept 2 ACU 4 3 0 4 0 0 0 0 Sept 9 NMSU Did Not Play Sept 14 at BSU Did Not Play Sept 23 at Tulsa Did Not Play Sept 30 AFA Did Not Play Oct 14 at FS Did Not Play Oct 20 CSU Did Not Play Oct 28 at WYO Did Not Play Nov 4 USU Did Not Play Nov 11 TA&M Did Not Play Nov 17 UNLV Did Not Play Nov 24 at SDSU TOTAL 4 3 0 4 0 0 0 0

2018

Date Opponent Rush Yds TD LG Rec Yds TD LG Sept 1 UIW 4 16 0 6 0 0 0 0 Sept 8 at WISC 2 14 0 13 0 0 0 0 Sept 15 at NMSU 1 0 0 0 0 0 0 0 Sept 29 LIBERTY 0 0 0 0 0 0 0 0 Oct 6 at UNLV 4 18 0 12 0 0 0 0 Oct 13 at CSU Did Not Play Oct 20 FS Did Not Play Oct 27 at USU 1 -1 0 0 2 27 0 24 Nov 3 SDSU 11 45 0 11 0 0 0 0 Nov 10 at AFA 12 67 1 24 1 4 0 4 Nov 16 BSU 7 23 1 8 0 0 0 0 Nov 24 WYO 1 3 0 3 0 0 0 0 TOTAL 43 185 2 24 3 31 0 24

2019

Date Opponent Rush Yds TD LG Rec Yds TD LG Aug 31 SHSU 1 -1 0 0 0 0 0 0 Sept 14 at ND 3 19 0 15 1 0 0 0 Sept 21 NMSU Sept 28 at LIBERTY Oct 4 at SJSU Oct 11 CSU Oct 19 at WYO Oct 26 HAW Nov 2 at NEV Nov 9 AFA Nov 16 at BSU Nov 30 USU TOTAL 3 18 0 15 1 0 0 0 CAREER 51 206 2 24 4 31 0 24

RB - #6 Bryson Carroll (spent 2017 season as a quarterback)

2017

Date Opponent Rush Yds TD LG Rec Yds TD LG Sept 2 ACU Did Not Play Sept 9 NMSU Did Not Play Sept 14 at BSU Did Not Play Sept 23 at Tulsa 1 10 0 10 0 0 0 0 Sept 30 AFA Did Not Play Oct 14 at FS Did Not Play Oct 20 CSU Did Not Play Oct 28 at WYO Did Not Play Nov 4 USU Did Not Play Nov 11 TA&M Did Not Play Nov 17 UNLV Did Not Play Nov 24 at SDSU TOTAL 1 10 0 10 0 0 0 0

2018

Date Opponent Rush Yds TD LG Rec Yds TD LG Sept 1 UIW Did Not Play Sept 8 at WISC Did Not Play Sept 15 at NMSU Did Not Play Sept 29 LIBERTY Did Not Play Oct 6 at UNLV Did Not Play Oct 13 at CSU Did Not Play Oct 20 FS Did Not Play Oct 27 at USU Did Not Play Nov 3 SDSU Did Not Play Nov 10 at AFA Did Not Play Nov 16 BSU 9 35 0 9 0 0 0 0 Nov 24 WYO 3 4 0 5 0 0 0 0 TOTAL 12 39 0 9 0 0 0 0 CAREER 13 49 0 10 0 0 0 0

2019

Date Opponent Rush Yds TD LG Rec Yds TD LG Aug 31 SHSU Did Not Play Sept 14 at ND 6 69 1 47 1 7 0 7 Sept 21 NMSU Sept 28 at LIBERTY Oct 4 at SJSU Oct 11 CSU Oct 19 at WYO Oct 26 HAW Nov 2 at NEV Nov 9 AFA Nov 16 at BSU Nov 30 USU TOTAL 6 69 1 47 1 7 0 7

WR - #7 Anselme Umeh

2017 table with columns: Date, Opponent, Rush, Yds, TD, LG, Rec, Yds, TD, LG. Rows include games against ACU, NMSU, at BSU, at Tulsa, AFA, at FS, CSU, at WYO, USU, TA&M, UNLV, at SDSU.

2018 table with columns: Date, Opponent, Rush, Yds, TD, LG, Rec, Yds, TD, LG. Rows include games against UIW, at WISC, NMSU, LIBERTY, at UNLV, at CSU, FS, at USU, SDSU, at AFA, BSU, WYO.

2019 table with columns: Date, Opponent, Rush, Yds, TD, LG, Rec, Yds, TD, LG. Rows include games against SHSU, at ND, NMSU, at LIBERTY, at SJSU, CSU, at WYO, HAW, at NEV, AFA, at BSU, USU.

WR - #9 Jordan Kress

2019 table with columns: Date, Opponent, Rush, Yds, TD, LG, Rec, Yds, TD, LG. Rows include games against SHSU, at ND, NMSU, at LIBERTY, at SJSU, CSU, at WYO, HAW, at NEV, AFA, at BSU, USU.

WR - #11 Cedric Patterson III

2018 table with columns: Date, Opponent, Rush, Yds, TD, LG, Rec, Yds, TD, LG. Rows include games against UIW, at WISC, at NMSU, LIBERTY, at UNLV, at CSU, FS, at USU, SDSU, at AFA, BSU, WYO.

2019 table with columns: Date, Opponent, Rush, Yds, TD, LG, Rec, Yds, TD, LG. Rows include games against SHSU, at ND, NMSU, at LIBERTY, at SJSU, CSU, at WYO, HAW, at NEV, AFA, at BSU, UNLV, USU.

WR - #13 Aaron Molina

2017 table with columns: Date, Opponent, Rush, Yds, TD, LG, Rec, Yds, TD, LG. Rows include games against UIW, ACU, NMSU, at BSU, at Tulsa, AFA, at FS, CSU, at WYO, USU, TA&M, UNLV, at SDSU.

2018 table with columns: Date, Opponent, Rush, Yds, TD, LG, Rec, Yds, TD, LG. Rows include games against UIW, at WISC, NMSU, LIBERTY, at UNLV, at CSU, FS, at USU, SDSU, at AFA, BSU, WYO.

WR - #15 Q' Drennan

2016 table with columns: Date, Opponent, Rush, Yds, TD, LG, Rec, Yds, TD, LG. Rows include games against USD, at NMSU, at RU, SJSU, BSU, vs. AFA, ULM, at UH, NEV, at USU, at CSU, WYO, UTSA.

2017 table with columns: Date, Opponent, Rush, Yds, TD, LG, Rec, Yds, TD, LG. Rows include games against ACU, NMSU, at BSU, at Tulsa, AFA, at FS, CSU, at WYO, USU, TA&M, UNLV, at SDSU.

2018 table with columns: Date, Opponent, Rush, Yds, TD, LG, Rec, Yds, TD, LG. Rows include games against UIW, at WISC, NMSU, LIBERTY, at UNLV, at CSU, FS, at USU, SDSU, at AFA, BSU, WYO.

2019 table with columns: Date, Opponent, Rush, Yds, TD, LG, Rec, Yds, TD, LG. Rows include games against SHSU, at ND, NMSU, at LIBERTY, at SJSU, CSU, at WYO, HAW, at NEV, AFA, at BSU, USU.

WR - #17 Emmanuel Logan-Greene

2019 table with columns: Date, Opponent, Rush, Yds, TD, LG, Rec, Yds, TD, LG. Rows include games against SHSU, at ND, NMSU, at LIBERTY, at SJSU, CSU, at WYO, HAW, at NEV, AFA, at BSU, USU.

WR - #18 Jonah Leyva

2019 table with columns: Date, Opponent, Rush, Yds, TD, LG, Rec, Yds, TD, LG. Rows include games against SHSU, at ND, NMSU, at LIBERTY, at SJSU, CSU, at WYO, HAW, at NEV, AFA, at BSU, USU.

2017
Date Opponent Rush Yds TD LG Rec Yds TD LG
Sept 2 ACU 0 0 0 0 0 0 0 0
Sept 9 NMSU Did Not Play
Sept 14 at BSU 0 0 0 0 0 0 0 0
Sept 23 at Tulsa 0 0 0 0 0 0 0 0
Sept 30 AFA 0 0 0 0 0 0 0 0
Oct 14 at FS 0 0 0 0 0 0 0 0
Oct 20 CSU 0 0 0 0 0 0 0 0
Oct 28 at WYO 0 0 0 0 0 0 0 0
Nov 4 USU 0 0 0 0 0 0 0 0
Nov 11 TA&M 0 0 0 0 0 0 0 0
Nov 17 UNLV 0 0 0 0 0 0 0 0
Nov 24 at SDSU 0 0 0 0 0 0 0 0
TOTAL 0 0 0 0 0 0 0 0

2018
Date Opponent Rush Yds TD LG Rec Yds TD LG
Sept 1 UIW 0 0 0 0 0 0 0 0
Sept 8 at WISC 0 0 0 0 0 0 0 0
Sept 15 at NMSU Did Not Play
Sept 29 LIBERTY 0 0 0 0 0 0 0 0
Oct 6 at UNLV 0 0 0 0 0 0 0 0
Oct 13 at CSU 0 0 0 0 0 0 0 0
Oct 20 FS 0 0 0 0 0 0 0 0
Oct 27 at USU 0 0 0 0 0 0 0 0
Nov 3 SDSU 0 0 0 0 0 0 0 0
Nov 10 at AFA 0 0 0 0 0 0 0 0
Nov 16 BSU 0 0 0 0 0 0 0 0
Nov 24 WYO 0 0 0 0 0 0 0 0
TOTAL 0 0 0 0 0 0 0 0

2019
Date Opponent Rush Yds TD LG Rec Yds TD LG
Aug 31 SHSU 0 0 0 0 0 0 0 0
Sept 14 at ND 0 0 0 0 0 0 0 0
Sept 21 NMSU Did Not Play
Sept 28 at LIBERTY 0 0 0 0 0 0 0 0
Oct 4 at SJSU 0 0 0 0 0 0 0 0
Oct 11 CSU 0 0 0 0 0 0 0 0
Oct 19 at WYO 0 0 0 0 0 0 0 0
Oct 26 HAW 0 0 0 0 0 0 0 0
Nov 2 at NEV 0 0 0 0 0 0 0 0
Nov 9 AFA 0 0 0 0 0 0 0 0
Nov 16 at BSU 0 0 0 0 0 0 0 0
Nov 30 USU 0 0 0 0 0 0 0 0
TOTAL 0 0 0 0 0 0 0 0
CAREER 0 0 0 0 0 0 0 0

TE - #85 Kyle Jarvis
2019
Date Opponent Rush Yds TD LG Rec Yds TD LG
Aug 31 SHSU 0 0 0 0 0 0 0 0
Sept 14 at ND 0 0 0 0 0 0 0 0
Sept 21 NMSU 0 0 0 0 0 0 0 0
Sept 28 at LIBERTY 0 0 0 0 0 0 0 0
Oct 4 at SJSU 0 0 0 0 0 0 0 0
Oct 11 CSU 0 0 0 0 0 0 0 0
Oct 19 at WYO 0 0 0 0 0 0 0 0
Oct 26 HAW 0 0 0 0 0 0 0 0
Nov 2 at NEV 0 0 0 0 0 0 0 0
Nov 9 AFA 0 0 0 0 0 0 0 0
Nov 16 at BSU 0 0 0 0 0 0 0 0
Nov 30 USU 0 0 0 0 0 0 0 0
TOTAL 0 0 0 0 0 0 0 0

TE - #88 Marcus Williams
2017
Date Opponent Rush Yds TD LG Rec Yds TD LG
Sept 2 ACU 0 0 0 0 0 0 0 0
Sept 9 NMSU 0 0 0 0 0 0 0 0
Sept 14 at BSU 0 0 0 0 0 0 0 0
Sept 23 at Tulsa 0 0 0 0 0 0 0 0
Sept 30 AFA 0 0 0 0 0 0 0 0
Oct 14 at FS 0 0 0 0 0 0 0 0
Oct 20 CSU 0 0 0 0 1 27 0 27
Oct 28 at WYO 0 0 0 0 0 0 0 0
Nov 4 USU 0 0 0 0 0 0 0 0
Nov 11 TA&M 0 0 0 0 0 0 0 0
Nov 17 UNLV 0 0 0 0 0 0 0 0
Nov 24 at SDSU 0 0 0 0 0 0 0 0
TOTAL 0 0 0 0 1 27 0 27

2018
Date Opponent Rush Yds TD LG Rec Yds TD LG
Sept 1 UIW 0 0 0 0 2 43 2 33
Sept 8 at WISC 0 0 0 0 2 16 0 10
Sept 15 at NMSU 0 0 0 0 0 0 0 0
Sept 29 LIBERTY 0 0 0 0 3 32 1 18
Oct 6 at UNLV 0 0 0 0 1 7 0 7
Oct 13 at CSU Did Not Play
Oct 20 FS 0 0 0 0 1 7 0 7
Oct 27 at USU 0 0 0 0 2 17 0 14
Nov 3 SDSU Did Not Play
Nov 10 at AFA 0 0 0 0 1 7 0 7
Nov 16 BSU 0 0 0 0 1 9 0 9
Nov 24 WYO 0 0 0 0 0 0 0 0
TOTAL 0 0 0 0 13 138 3 33

2019
Date Opponent Rush Yds TD LG Rec Yds TD LG
Aug 31 SHSU 0 0 0 0 2 46 0 36
Sept 14 at ND 0 0 0 0 0 0 0 0
Sept 21 NMSU 0 0 0 0 0 0 0 0
Sept 28 at LIBERTY 0 0 0 0 0 0 0 0
Oct 4 at SJSU 0 0 0 0 0 0 0 0
Oct 11 CSU 0 0 0 0 0 0 0 0
Oct 19 at WYO 0 0 0 0 0 0 0 0
Oct 26 HAW 0 0 0 0 0 0 0 0
Nov 2 at NEV 0 0 0 0 0 0 0 0
Nov 9 AFA 0 0 0 0 0 0 0 0
Nov 16 at BSU 0 0 0 0 0 0 0 0
Nov 30 USU 0 0 0 0 0 0 0 0
TOTAL 0 0 0 0 2 46 0 36
CAREER 0 0 0 0 16 211 3 36

DB - #3 Patrick Peek
2018
Date Opponent TKL TFL-Yds Sack-Yds FF FR-Yds PBU INT-yds TD
Sept 1 UIW 2 0.0-0 0.0-0 0 0-0 0 0-0 0
Sept 8 at WISC 2 0.0-0 0.0-0 0 0-0 0 0-0 0
Sept 15 at NMSU 0 0.0-0 0.0-0 0 0-0 0 0-0 0
Sept 29 LIBERTY 0 0.0-0 0.0-0 0 0-0 0 0-0 0
Oct 6 at UNLV 4 0.0-0 0.0-0 0 0-0 0 0-0 0
Oct 13 at CSU 0 0.0-0 0.0-0 0 0-0 0 0-0 0
Oct 20 FS 1 0.0-0 0.0-0 0 0-0 0 0-0 0
Oct 27 at USU 7 1.0-3 0.0-0 1 0-0 0 0-0 0
Nov 3 SDSU 5 0.0-0 0.0-0 0 0-0 0 0-0 0
Nov 10 at AFA 1 0.0-0 0.0-0 0 0-0 0 0-0 0
Nov 16 BSU 1 0.0-0 0.0-0 0 0-0 0 0-0 0
Nov 24 WYO 2 0.0-0 0.0-0 0 0-0 0 0-0 0
TOTAL 25 1.0-3 0.0-0 1 0-0 0 0-0 0

2019
Date Opponent TKL TFL-Yds Sack-Yds FF FR-Yds PBU INT-yds TD
Aug 31 SHSU 7 1.0-1 0.0-0 0 0-0 0 0-0 0
Sept 14 at ND 3 0.0-0 0.0-0 0 0-0 0 0-0 0
Sept 21 NMSU 0 0.0-0 0.0-0 0 0-0 0 0-0 0
Sept 28 at LIBERTY 0 0.0-0 0.0-0 0 0-0 0 0-0 0
Oct 4 at SJSU 0 0.0-0 0.0-0 0 0-0 0 0-0 0
Oct 11 CSU 0 0.0-0 0.0-0 0 0-0 0 0-0 0
Oct 19 at WYO 0 0.0-0 0.0-0 0 0-0 0 0-0 0
Oct 26 HAW 0 0.0-0 0.0-0 0 0-0 0 0-0 0
Nov 2 at NEV 0 0.0-0 0.0-0 0 0-0 0 0-0 0
Nov 9 AFA 0 0.0-0 0.0-0 0 0-0 0 0-0 0
Nov 16 at BSU 0 0.0-0 0.0-0 0 0-0 0 0-0 0
Nov 30 USU 0 0.0-0 0.0-0 0 0-0 0 0-0 0
TOTAL 10 1.0-1 0.0-0 0 0-0 0 0-0 0
CAREER 35 2.0-4 0.0-0 1 0-0 0 0-0 0

DB - #4 Shadrack Lowery
2019
Date Opponent TKL TFL-Yds Sack-Yds FF FR-Yds PBU INT-yds TD
Aug 31 SHSU 0 0.0-0 0.0-0 0 0-0 0 0-0 0
Sept 14 at ND 0 0.0-0 0.0-0 0 0-0 0 0-0 0
Sept 21 NMSU 0 0.0-0 0.0-0 0 0-0 0 0-0 0
Sept 28 at LIBERTY 0 0.0-0 0.0-0 0 0-0 0 0-0 0
Oct 4 at SJSU 0 0.0-0 0.0-0 0 0-0 0 0-0 0
Oct 11 CSU 0 0.0-0 0.0-0 0 0-0 0 0-0 0
Oct 19 at WYO 0 0.0-0 0.0-0 0 0-0 0 0-0 0
Oct 26 HAW 0 0.0-0 0.0-0 0 0-0 0 0-0 0
Nov 2 at NEV 0 0.0-0 0.0-0 0 0-0 0 0-0 0
Nov 9 AFA 0 0.0-0 0.0-0 0 0-0 0 0-0 0
Nov 16 at BSU 0 0.0-0 0.0-0 0 0-0 0 0-0 0
Nov 30 USU 0 0.0-0 0.0-0 0 0-0 0 0-0 0
TOTAL 0 0.0-0 0.0-0 0 0-0 0 0-0 0

CB - #6 De'John Rogers
2018
Date Opponent TKL TFL-Yds Sack-Yds FF FR-Yds PBU INT-yds TD
Sept 1 UIW 4 0.0-0 0.0-0 0 0-0 0 0-0 0
Sept 8 at WISC 1 0.0-0 0.0-0 0 0-0 0 0-0 0
Sept 15 at NMSU 5 0.0-0 0.0-0 0 0-0 1 1-28 0
Sept 29 LIBERTY 2 0.0-0 0.0-0 0 0-0 0 0-0 0
Oct 6 at UNLV 2 0.0-0 0.0-0 0 0-0 0 0-0 0
Oct 13 at CSU 1 0.0-0 0.0-0 0 0-0 1 0-0 0
Oct 20 FS 2 0.0-0 0.0-0 0 0-0 0 0-0 0
Oct 27 at USU 2 0.0-0 0.0-0 0 0-0 0 0-0 0
Nov 3 SDSU 3 0.0-0 0.0-0 0 0-0 0 0-0 0
Nov 10 at USU Did Not Play
Nov 16 BSU 4 0.0-0 0.0-0 0 0-0 0 0-0 0
Nov 24 WYO 0 0.0-0 0.0-0 0 0-0 0 0-0 0
TOTAL 26 0.0-0 0.0-0 0 0-0 2 1-28 0

2019
Date Opponent TKL TFL-Yds Sack-Yds FF FR-Yds PBU INT-yds TD
Aug 31 SHSU 7 0.0-0 0.0-0 1 0-0 0 0-0 0
Sept 14 at ND 1 0.0-0 0.0-0 0 0-0 0 0-0 0
Sept 21 NMSU at LIBERTY
Sept 28 at LIBERTY
Oct 4 at SJSU
Oct 11 CSU
Oct 19 at WYO
Oct 26 HAW
Nov 2 at NEV
Nov 9 AFA
Nov 16 at BSU
Nov 30 USU
TOTAL 8 0.0-0 0.0-0 1 0-0 0 0-0 0
CAREER 34 0.0-0 0.0-0 1 0-0 2 1-28 0

CB - #7 Blair Manly
2016
Date Opponent TKL TFL-Yds Sack-Yds FF FR-Yds PBU INT-yds TD
Sept 1 USD Did Not Play
Sept 10 at NMSU 0 0.0-0 0.0-0 0 0-0 0 0-0 0
Sept 17 at RU 0 0.0-0 0.0-0 0 0-0 0 0-0 0
Oct 1 SJSU Did Not Play
Oct 7 BSU 0 0.0-0 0.0-0 0 0-0 0 0-0 0
Oct 15 vs. AFA Did Not Play
Oct 22 ULM 1 0.0-0 0.0-0 0 0-0 0 0-0 0
Oct 29 at UH Did Not Play
Nov 5 NEV Did Not Play
Nov 12 at USU Did Not Play
Nov 19 at CSU Did Not Play
Nov 26 WYO Did Not Play
Dec 17 UTSA Did Not Play
TOTAL 1 0.0-0 0.0-0 0 0-0 0 0-0 0

2017
Date Opponent TKL TFL-Yds Sack-Yds FF FR-Yds PBU INT-yds TD
Sept 2 ACU 0 0.0-0 0.0-0 0 0-0 0 0-0 0
Sept 9 NMSU 0 0.0-0 0.0-0 0 0-0 0 0-0 0
Sept 14 at BSU 0 0.0-0 0.0-0 0 0-0 0 0-0 0
Sept 23 at Tulsa Did Not Play
Sept 30 AFA Did Not Play
Oct 14 at FS 0 0.0-0 0.0-0 0 0-0 0 0-0 0
Oct 20 CSU 0 0.0-0 0.0-0 0 0-0 0 0-0 0
Oct 28 at WYO 0 0.0-0 0.0-0 0 0-0 0 0-0 0
Nov 4 USU 0 0.0-0 0.0-0 0 0-0 0 0-0 0
Nov 11 TA&M 0 0.0-0 0.0-0 0 0-0 0 0-0 0
Nov 17 UNLV 1 0.0-0 0.0-0 0 0-0 0 0-0 0
Nov 24 at SDSU 0 0.0-0 0.0-0 0 0-0 0 0-0 0
TOTAL 0 0.0-0 0.0-0 0 0-0 0 0-0 0

2018
Date Opponent TKL TFL-Yds Sack-Yds FF FR-Yds PBU INT-yds TD
Sept 1 UIW 2 0.0-0 0.0-0 0 0-0 0 0-0 0
Sept 8 at WISC 0 0.0-0 0.0-0 0 0-0 0 0-0 0
Sept 15 at NMSU 0 0.0-0 0.0-0 0 0-0 0 0-0 0
Sept 29 LIBERTY 1 0.0-0 0.0-0 0 0-0 0 0-0 0
Oct 6 at UNLV 0 0.0-0 0.0-0 0 0-0 0 0-0 0
Oct 13 at CSU 0 0.0-0 0.0-0 0 0-0 0 0-0 0
Oct 20 FS 0 0.0-0 0.0-0 0 0-0 0 0-0 0
Oct 27 at USU Did Not Play
Nov 3 SDSU 0 0.0-0 0.0-0 0 0-0 0 0-0 0
Nov 10 at USU Did Not Play
Nov 16 BSU Did Not Play
Nov 24 WYO Did Not Play
TOTAL 3 0.0-0 0.0-0 0 0-0 0 0-0 0

DB - #32 Johnny Hernandez

2018
Date Opponent TKL TFL-Yds Sack-Yds FF FR-Yds PBU INT-yds TD
Sept 1 UIW 1 0.0-0 0.0-0 0 0-0 0 0-0 0
Sept 8 at WISC 0 0.0-0 0.0-0 0 0-0 0 0-0 0
Sept 15 at NMSU 1 0.0-0 0.0-0 0 0-0 0 0-0 0
Sept 29 LIBERTY 0 0.0-0 0.0-0 0 0-0 0 0-0 0
Oct 6 at UNLV 1 0.0-0 0.0-0 0 0-0 0 0-0 0
Oct 13 at CSU 0 0.0-0 0.0-0 0 0-0 0 0-0 0
Oct 20 FS 0 0.0-0 0.0-0 0 0-0 0 0-0 0
Oct 27 at USU 0 0.0-0 0.0-0 0 0-0 0 0-0 0
Nov 3 SDSU 0 0.0-0 0.0-0 0 0-0 0 0-0 0
Nov 10 at AFA 0 0.0-0 0.0-0 0 0-0 0 0-0 0
Nov 16 BSU 0 0.0-0 0.0-0 0 0-0 0 0-0 0
Nov 24 WYO 0 0.0-0 0.0-0 0 0-0 0 0-0 0
TOTAL 3 0.0-0 0.0-0 0 0-0 0 0-0 0

2019
Date Opponent TKL TFL-Yds Sack-Yds FF FR-Yds PBU INT-yds TD
Aug 31 SHSU 11 0.0-0 0.0-0 0 0-0 1 0-0 0
Sept 14 at ND 5 0.0-0 0.0-0 0 0-0 0 0-0 0
Sept 21 NMSU
Sept 28 at LIBERTY
Oct 4 at SJSU
Oct 11 CSU
Oct 19 at WYO
Oct 26 HAW
Nov 2 at NEV
Nov 9 AFA
Nov 16 at BSU
Nov 30 USU
TOTAL 16 0.0-0 0.0-0 0 0-0 1 0-0 0
CAREER 19 0.0-0 0.0-0 0 0-0 1 0-0 0

LB - #5 James Lewis

2019
Date Opponent TKL TFL-Yds Sack-Yds FF FR-Yds PBU INT-yds TD
Aug 31 SHSU Did Not Play
Sept 14 at ND 0 0.0-0 0.0-0 0 0-0 0 0-0 0
Sept 21 NMSU
Sept 28 at LIBERTY
Oct 4 at SJSU
Oct 11 CSU
Oct 19 at WYO
Oct 26 HAW
Nov 2 at NEV
Nov 9 AFA
Nov 16 at BSU
Nov 30 USU
TOTAL 0 0.0-0 0.0-0 0 0-0 0 0-0 0

LB - #18 Dylan Horton

2018
Date Opponent TKL TFL-Yds Sack-Yds FF FR-Yds PBU INT-yds TD
Sept 1 UIW 2 0.0-0 0.0-0 0 0-0 0 0-0 0
Sept 8 at WISC 2 0.0-0 0.0-0 0 0-0 0 0-0 0
Sept 15 at NMSU 2 0.5-1 0.0-0 0 0-0 0 0-0 0
Sept 29 LIBERTY 0 0.0-0 0.0-0 0 0-0 0 0-0 0
Oct 6 at UNLV 0 0.0-0 0.0-0 0 1-0 0 0-0 0
Oct 13 at CSU 2 0.0-0 0.0-0 0 0-0 0 0-0 0
Oct 20 FS 0 0.0-0 0.0-0 0 0-0 0 0-0 0
Oct 27 at USU 1 0.0-0 0.0-0 0 0-0 0 0-0 0
Nov 3 SDSU 1 0.0-0 0.0-0 0 0-0 0 0-0 0
Nov 10 at AFA 1 0.0-0 0.0-0 0 0-0 0 0-0 0
Nov 16 BSU 1 0.0-0 0.0-0 0 0-0 0 0-0 0
Nov 24 WYO
TOTAL 12 0.5-1 0.0-0 0 1-0 0 0-0 0

2019
Date Opponent TKL TFL-Yds Sack-Yds FF FR-Yds PBU INT-yds TD
Aug 31 SHSU 8 1.0-5 1.0-5 0 0-0 1 0-0 0
Sept 14 at ND 5 0.0-0 0.0-0 0 0-0 0 0-0 0
Sept 21 NMSU
Sept 28 at LIBERTY
Oct 4 at SJSU
Oct 11 CSU
Oct 19 at WYO
Oct 26 HAW
Nov 2 at NEV
Nov 9 AFA
Nov 16 at BSU
Nov 30 USU
TOTAL 13 1.0-5 1.0-5 0 0-0 1 0-0 0
CAREER 25 1.5-6 1.0-5 0 1-0 1 0-0 0

LB - #19 Devin Sanders

2019
Date Opponent TKL TFL-Yds Sack-Yds FF FR-Yds PBU INT-yds TD
Aug 31 SHSU 1 0.0-0 0.0-0 0 0-0 0 0-0 0
Sept 14 at ND 2 0.0-0 0.0-0 0 0-0 0 0-0 0
Sept 21 NMSU
Sept 28 at LIBERTY
Oct 4 at SJSU
Oct 11 CSU
Oct 19 at WYO
Oct 26 HAW
Nov 2 at NEV
Nov 9 AFA
Nov 16 at BSU
Nov 30 USU
TOTAL 3 0.0-0 0.0-0 0 0-0 0 0-0 0

LB - #20 Jacobi Hearn

2019
Date Opponent TKL TFL-Yds Sack-Yds FF FR-Yds PBU INT-yds TD
Aug 31 SHSU 1 1.0-8 1.0-8 0 0-0 0 0-0 0
Sept 14 at ND 3 1.0-2 0.0-0 0 0-0 0 0-0 0
Sept 21 NMSU
Sept 28 at LIBERTY
Oct 4 at SJSU
Oct 11 CSU
Oct 19 at WYO
Oct 26 HAW
Nov 2 at NEV
Nov 9 AFA
Nov 16 at BSU
Nov 30 USU
TOTAL 4 2.0-10 1.0-8 0 0-0 0 0-0 0

LB - #23 Reco Hannah

2019
Date Opponent TKL TFL-Yds Sack-Yds FF FR-Yds PBU INT-yds TD
Aug 31 SHSU 0 0.0-0 0.0-0 0 0-0 0 0-0 0
Sept 14 at ND 0 0.0-0 0.0-0 0 0-0 0 0-0 0
Sept 21 NMSU
Sept 28 at LIBERTY
Oct 4 at SJSU
Oct 11 CSU
Oct 19 at WYO
Oct 26 HAW
Nov 2 at NEV
Nov 9 AFA
Nov 16 at BSU
Nov 30 USU
TOTAL 0 0.0-0 0.0-0 0 0-0 0 0-0 0

LB - #30 Alexander "Moana" Vainikolo

2018
Date Opponent TKL TFL-Yds Sack-Yds FF FR-Yds PBU INT-yds TD
Sept 1 UIW 1 0.0-0 0.0-0 0 0-0 0 0-0 0
Sept 8 at WISC 1 0.0-0 0.0-0 0 0-0 0 0-0 0
Sept 15 at NMSU 9 0.0-0 0.0-0 0 0-0 0 0-0 0
Sept 29 LIBERTY 1 0.0-0 0.0-0 0 0-0 0 0-0 0
Oct 6 at UNLV 1 0.0-0 0.0-0 0 0-0 0 0-0 0
Oct 13 at CSU 0 0.0-0 0.0-0 0 0-0 0 0-0 0
Oct 20 FS 7 0.0-0 0.0-0 0 0-0 0 0-0 0
Oct 27 at USU 4 0.0-0 0.0-0 0 0-0 0 0-0 0
Nov 3 SDSU 1 1.0-5 0.0-0 1 0-0 0 0-0 0
Nov 10 at AFA 2 0.0-0 0.0-0 0 0-0 0 0-0 0
Nov 16 BSU 3 1.0-2 0.0-0 0 0-0 0 0-0 0
Nov 24 WYO 5 0.0-0 0.0-0 0 0-0 0 0-0 0
TOTAL 35 2.0-7 0.0-0 1 0-0 0 0-0 0

2019
Date Opponent TKL TFL-Yds Sack-Yds FF FR-Yds PBU INT-yds TD
Aug 31 SHSU 6 0.5-2 0.0-0 0 0-0 0 0-0 0
Sept 14 at ND 3 2.0-13 0.0-0 0 0-0 0 0-0 0
Sept 21 NMSU
Sept 28 at LIBERTY
Oct 4 at SJSU
Oct 11 CSU
Oct 19 at WYO
Oct 26 HAW
Nov 2 at NEV
Nov 9 AFA
Nov 16 at BSU
Nov 30 USU
TOTAL 9 2.5-15 0.0-0 0 0-0 0 0-0 0
CAREER 44 4.5-22 0.0-0 1 0-0 0 0-0 0

LB - #33 Alex Hart

2015
Date Opponent TKL TFL-Yds Sack-Yds FF FR-Yds PBU INT-yds TD
Sept 5 MVSU Did Not Play
Sept 12 Tulsa Did Not Play
Sept 18 at ASU Did Not Play
Sept 26 at WYO Did Not Play
Oct 3 NMSU 0 0.0-0 0.0-0 0 0-0 0 0-0 0
Oct 10 at UNR 0 0.0-0 0.0-0 0 0-0 0 0-0 0
Oct 17 HAW 1 0.0-0 0.0-0 0 0-0 0 0-0 0
Oct 24 at SJSU 0 0.0-0 0.0-0 0 0-0 0 0-0 0
Nov 7 USU 0 0.0-0 0.0-0 0 0-0 0 0-0 0
Nov 14 at BSU 1 0.0-0 0.0-0 0 0-0 0 0-0 0
Nov 21 CSU 0 0.0-0 0.0-0 0 0-0 0 0-0 0
Nov 28 AFA 0 0.0-0 0.0-0 0 0-0 0 0-0 0
Dec 19 ARIZ 0 0.0-0 0.0-0 0 0-0 0 0-0 0
TOTAL 2 0.0-0 0.0-0 0 0-0 0 0-0 0

2016
Date Opponent TKL TFL-Yds Sack-Yds FF FR-Yds PBU INT-yds TD
Sept 1 USD 3 0.0-0 0.0-0 0 0-0 0 0-0 0
Sept 10 at NMSU 4 1.0-1 1.0-1 0 0-0 0 0-0 0
Sept 17 at RU 4 1.0-1 0.0-0 0 0-0 1 0-0 0
Oct 1 SJSU 0 0.0-0 0.0-0 0 0-0 0 0-0 0
Oct 7 BSU 2 0.0-0 0.0-0 0 0-0 0 0-0 0
Oct 15 vs. AFA 1 0.0-0 0.0-0 0 0-0 0 0-0 0
Oct 22 ULM 3 0.0-0 0.0-0 0 0-0 0 0-0 0
Oct 29 at UH 1 0.0-0 0.0-0 0 0-0 0 0-0 0
Nov 5 NEV 3 1.0-4 0.0-0 0 0-0 0 0-0 0
Nov 12 at USU 1 1.0-2 0.0-0 0 0-0 0 0-0 0
Nov 19 at CSU 3 0.0-0 0.0-0 1 0-0 0 0-0 0
Nov 26 WYO 1 0.0-0 0.0-0 0 1-0 0 0-0 0
Dec 17 UTSA 0 0.0-0 0.0-0 0 0-0 0 0-0 0
TOTAL 26 4.0-8 1.0-1 1 1-0 1 0-0 0

2017
Date Opponent TKL TFL-Yds Sack-Yds FF FR-Yds PBU INT-yds TD
Sept 2 ACU 3 0.0-0 0.0-0 0 1-0 0 0-0 0
Sept 9 NMSU 6 1.0-1 0.0-0 0 0-0 2 0-0 0
Sept 14 at BSU 6 1.0-3 0.0-0 0 0-0 0 0-0 0
Sept 23 at Tulsa 6 0.0-0 0.0-0 0 0-0 0 0-0 0
Sept 30 AFA 9 1.5-10 1.0-8 1 0-0 0 0-0 0
Oct 14 at FS 2 0.0-0 0.0-0 0 0-0 0 0-0 0
Oct 20 CSU 5 1.0-1 0.0-0 0 0-0 0 0-0 0
Oct 28 at WYO 2 0.0-0 0.0-0 0 0-0 0 0-0 0
Nov 4 USU 4 1.0-4 0.0-0 0 0-0 0 0-0 0
Nov 11 TA&M 2 0.0-0 0.0-0 0 0-0 0 0-0 0
Nov 17 UNLV 9 0.0-0 0.0-0 0 0-0 1 0-0 0
Nov 24 at SDSU 4 0.0-0 0.0-0 0 0-0 0 0-0 0
TOTAL 58 5.5-19 1.0-8 1 1-0 3 0-0 0

2018
Date Opponent TKL TFL-Yds Sack-Yds FF FR-Yds PBU INT-yds TD
Sept 1 UIW 4 0.0-0 0.0-0 0 0-0 0 0-0 0
Sept 8 at WISC 13 0.0-0 0.0-0 0 0-0 0 0-0 0
Sept 15 at NMSU 2 0.0-0 0.0-0 0 0-0 0 0-0 0
Sept 29 LIBERTY Did Not Play
Oct 6 at UNLV Did Not Play
Oct 13 at CSU Did Not Play
Oct 20 FS Did Not Play
Oct 27 at USU Did Not Play
Nov 3 SDSU Did Not Play
Nov 10 at AFA Did Not Play
Nov 16 BSU Did Not Play
Nov 24 WYO Did Not Play
TOTAL 19 0.0-0 0.0-0 0 0-0 0 0-0 0

2019
Date Opponent TKL TFL-Yds Sack-Yds FF FR-Yds PBU INT-yds TD
Aug 31 SHSU 10 0.0-0 0.0-0 0 0-0 0 0-0 0
Sept 14 at ND 4 2.0-11 1.0-7 0 0-0 0 0-0 0
Sept 21 NMSU
Sept 28 at LIBERTY
Oct 4 at SJSU
Oct 11 CSU
Oct 19 at WYO
Oct 26 HAW
Nov 2 at NEV
Nov 9 AFA
Nov 16 at BSU
Nov 30 USU
TOTAL 14 2.0-11 1.0-7 0 0-0 0 0-0 0
CAREER 119 11.5-38 3.0-16 2 2-0 4 0-0 0

DL - #93 Nahje Flowers

Table with columns: Date, Opponent, TKL, TFL-Yds, Sack-Yds, FF, FR-Yds, PBU INT-yds, TD. Rows include games from Sept 2 to Nov 24, 2017.

2018

Table with columns: Date, Opponent, TKL, TFL-Yds, Sack-Yds, FF, FR-Yds, PBU INT-yds, TD. Rows include games from Sept 1 to Nov 24, 2018.

2019

Table with columns: Date, Opponent, TKL, TFL-Yds, Sack-Yds, FF, FR-Yds, PBU INT-yds, TD. Rows include games from Aug 31 to Nov 30, 2019.

DL - #95 Adebayo Soremekun

Table with columns: Date, Opponent, TKL, TFL-Yds, Sack-Yds, FF, FR-Yds, PBU INT-yds, TD. Rows include games from Sept 1 to Nov 24, 2018.

2019

Table with columns: Date, Opponent, TKL, TFL-Yds, Sack-Yds, FF, FR-Yds, PBU INT-yds, TD. Rows include games from Aug 31 to Nov 30, 2019.

DL - #97 Justin Harris

Table with columns: Date, Opponent, TKL, TFL-Yds, Sack-Yds, FF, FR-Yds, PBU INT-yds, TD. Rows include games from Aug 31 to Nov 30, 2019.

DL - #98 Joey Noble

Table with columns: Date, Opponent, TKL, TFL-Yds, Sack-Yds, FF, FR-Yds, PBU INT-yds, TD. Rows include games from Aug 31 to Nov 30, 2019.

DL - #99 Ben Gansallo

Table with columns: Date, Opponent, TKL, TFL-Yds, Sack-Yds, FF, FR-Yds, PBU INT-yds, TD. Rows include games from Aug 31 to Nov 30, 2019.

P - #96 Tyson Dyer

Table with columns: Date, Opponent, No, Yds, Avg, Lg, Blkd, TB, FC, 50+, i20. Rows include games from Sept 1 to Nov 24, 2018.

2019

Table with columns: Date, Opponent, No, Yds, Avg, Lg, Blkd, TB, FC, 50+, i20. Rows include games from Aug 31 to Nov 30, 2019.

K - #47 Dylan Kelly-Romero

Table with columns: Date, Opponent, FGM, FGA, LG, XPM, XPA, PTS, KO, YDS, AVG, TB, OB. Rows include games from Sept 1 to Nov 24, 2018.

2019

Table with columns: Date, Opponent, FGM, FGA, LG, XPM, XPA, PTS, KO, YDS, AVG, TB, OB. Rows include games from Aug 31 to Nov 30, 2019.

K - #94 Andrew Shelley

Table with columns: Date, Opponent, FGM, FGA, LG, XPM, XPA, PTS, KO, YDS, AVG, TB, OB. Rows include games from Sept 1 to Nov 24, 2018.

2019

Table with columns: Date, Opponent, FGM, FGA, LG, XPM, XPA, PTS, KO, YDS, AVG, TB, OB. Rows include games from Aug 31 to Nov 30, 2019.

K - #99 Donovan Murphree

Table with columns: Date, Opponent, FGM, FGA, LG, XPM, XPA, PTS, KO, YDS, AVG, TB, OB. Rows include games from Aug 31 to Nov 30, 2019.

Sam Houston State (1-2, 0-0)

8/31 at New Mexico L 31-39
 9/7 Oklahoma Panhandle State W 77-0
 9/14 at North Dakota L 23-27
 9/21 *Incarnate Word 5 pm
 9/28 *at McNeese State 5 pm
 10/5 *Stephen F. Austin 2 pm
 10/12 *Lamar 1 pm
 10/19 *Nicholls State 1 pm
 10/26 *at Central Arkansas 5 pm
 11/9 *at Abilene Christian 2 pm
 11/16 *Northwestern State 1 pm
 11/23 *Houston Baptist 1 pm

Notre Dame (1-1)

9/2 at Louisville W 35-17
 9/14 New Mexico W 66-14
 9/21 at Georgia 6 pm
 9/28 Virginia 1:30 pm
 10/5 Bowling Green 1:30 pm
 10/12 USC 5:30 pm
 10/26 at Michigan TBA
 11/2 Virginia Tech 12:30 pm
 11/9 at Duke TBA
 11/16 Navy 12:30 pm
 11/23 Boston College 12:30 pm
 11/30 at Stanford TBA

New Mexico State (0-3)

8/31 at No. 23 Washington State L 7-58
 9/7 at No. 2 Alabama L 10-62
 9/14 San Diego State L 10-31
 9/21 at New Mexico 2:30 pm
 9/28 Fresno State 6 pm
 10/5 Liberty 6 pm
 10/12 at Central Michigan 1 pm
 10/26 at Georgia Southern TBA
 11/9 at Ole Miss TBA
 11/16 Incarnate Word 2 pm
 11/23 UTEP 2 pm
 11/30 at Liberty Noon

Liberty (1-2)

8/31 No 22. Syracuse L 0-24
 9/7 at Louisiana L 14-35
 9/14 Buffalo W 35-17
 9/21 Hampton 4 pm
 9/28 New Mexico 4 pm
 10/5 at New Mexico State 6 pm
 10/19 Maine 4 pm
 10/26 at Rutgers TBA
 11/2 at UMass 10 am
 11/9 at BYU TBA
 11/23 at Virginia TBA
 11/30 New Mexico State Noon

San Jose State (1-1, 0-0)

8/29 Northern Colorado W 35-18
 9/7 Tulsa L 16-34
 9/21 at Arkansas 5:30 pm
 9/27 *at Air Force 6 pm
 10/4 *New Mexico 8 pm
 10/12 *at Nevada 2 pm
 10/19 *San Diego State 5 pm
 10/26 at Army 10 am
 11/2 *Boise State 8:30 pm
 11/9 *at Hawai'i 8 pm
 11/23 *at UNLV 2 pm
 11/30 *Fresno State TBA

Colorado State (1-2, 0-0)

8/30 vs. Colorado (Mile High Stadium) .. L 31-52
 9/7 Western Illinois W 38-13
 9/14 at Arkansas L 34-55
 9/21 Toledo 8:15 pm
 9/28 *at Utah State 5:30 pm
 10/5 *San Diego State TBA
 10/11 *at New Mexico 6 pm
 10/26 *at Fresno State TBA
 11/2 *UNLV 1:30 pm
 11/16 *Air Force TBA
 11/22 *at Wyoming 7:30 pm
 11/29 *Boise State 1:30 pm

Wyoming (3-0, 0-0)

8/31 Missouri W 37-31
 9/7 at Texas State W 23-14
 9/14 Idaho W 21-16
 9/21 at Tulsa TBA
 9/28 *UNLV TBA
 10/12 *at San Diego State 8:30 pm
 10/19 *New Mexico TBA
 10/26 *Nevada Noon
 11/9 *at Boise State TBA
 11/16 *at Utah State TBA
 11/22 *Colorado State 7:30 pm
 11/30 *at Air Force Noon

Hawai'i (2-1, 0-0)

8/24 Arizona W 45-38
 9/7 Oregon State W 31-28
 9/14 at No. 23 Washington L 20-52
 9/21 Central Arkansas 10 pm
 9/28 *at Nevada TBA
 10/12 *at Boise State TBA
 10/19 *Air Force 9 pm
 10/26 *at New Mexico 2 pm
 11/2 *Fresno State 10 pm
 11/9 *San Jose State 9 pm
 11/16 *at UNLV 2 pm
 11/23 *San Diego State 9 pm
 11/30 Army 10:30 am

Nevada (2-1, 0-0)

8/30 Purdue W 34-31
 9/7 at No. 16 Oregon L 6-77
 9/14 Weber State W 19-13
 9/21 at UTEP 6 pm
 9/28 *at Hawai'i TBA
 10/12 *San Jose State 2 pm
 10/19 *at Utah State TBA
 10/26 *at Wyoming Noon
 11/2 *New Mexico TBA
 11/9 *at San Diego State TBA
 11/23 *at Fresno State TBA
 11/30 *UNLV 1 pm

Air Force (2-0, 0-0)

8/31 Colgate W 48-7
 9/14 at Colorado W (OT) 30-23
 9/20 *at Boise State 7 pm
 9/27 *San Jose State 6 pm
 10/5 at Navy 1:30 pm
 10/12 *Fresno State 5 pm
 10/19 *at Hawai'i 9 pm
 10/26 *Utah State TBA
 11/2 Army 1:30 pm
 11/9 *at New Mexico Noon
 11/16 *at Colorado State TBA
 11/30 *Wyoming Noon

Boise State (3-0, 0-0)

8/31 vs. Florida State W 36-31
 9/6 Marshall W 14-7
 9/14 Portland State W 45-10
 9/20 *Air Force 7 pm
 10/5 *at UNLV 8:30 pm
 10/12 *Hawai'i TBA
 10/19 at BYU TBA
 11/2 *at San Jose State 8:30 pm
 11/9 *Wyoming TBA
 11/16 *New Mexico TBA
 11/23 *at Utah State 8:30 pm
 11/29 *at Colorado State 1:30 pm

Utah State (1-1, 0-0)

8/30 at Wake Forest L 35-38
 9/7 Stony Brook W 62-7
 9/21 *at San Diego State 8:30 pm
 9/28 *Colorado State 5:30 pm
 10/5 at LSU TBA
 10/19 *Nevada TBA
 10/26 *at Air Force TBA
 11/2 BYU TBA
 11/9 *at Fresno State 5 pm
 11/16 *Wyoming TBA
 11/23 *Boise State 8:30 pm
 11/30 *at New Mexico 2 pm

THE DAVIE FILE

Born: Sept. 30, 1954
Birthplace: Sewickley, Pa.
Alma Mater: Youngstown State, 1977
Playing Experience: Youngstown State, 1975-76
Family: Wife, Joanne; daughter Audra, son, Clay

Bowl Games Coached:
 (corresponding to the season, not the actual year of the bowl game)

- 2016 Gildan New Mexico
- 2015 Gildan New Mexico
- 2000 Fiesta Bowl
- 1998 Gator Bowl
- 1997 Independence Bowl
- 1995 Orange Bowl
- 1994 Fiesta Bowl
- 1993 Cotton Bowl
- 1992 Cotton Bowl
- 1991 Cotton Bowl
- 1990 Holiday Bowl
- 1989 Sun Bowl
- 1987 Cotton Bowl
- 1986 Cotton Bowl
- 1985 Cotton Bowl
- 1982 Cotton Bowl
- 1981 Sugar Bowl
- 1980 Gator Bowl
- 1979 Fiesta Bowl
- 1977 Gator Bowl


Head Coaching Experience

Year	School	Record	Bowl
2019	New Mexico	1-1	-
2018	New Mexico	3-9	-
2017	New Mexico	3-9	-
2016	New Mexico	9-4	Gildan New Mexico Bowl
2015	New Mexico	7-6	Gildan New Mexico Bowl
2014	New Mexico	4-8	-
2013	New Mexico	3-9	-
2012	New Mexico	4-9	-
2001	Notre Dame	5-6	-
2000	Notre Dame	9-3	Fiesta Bowl
1999	Notre Dame	5-7	-
1998	Notre Dame	9-3	Gator Bowl
1997	Notre Dame	7-6	Independence Bowl

Career record: 69-80

Assistant Coaching Experience

Year	School	Position
1996	Notre Dame	Defensive Coordinator
1995	Notre Dame	Defensive Coordinator
1994	Notre Dame	Defensive Coordinator
1993	Texas A&M	Defensive Coordinator
1992	Texas A&M	Defensive Coordinator
1991	Texas A&M	Defensive Coordinator
1990	Texas A&M	Defensive Coordinator
1989	Texas A&M	Defensive Coordinator
1988	Texas A&M	Outside Linebackers
1987	Texas A&M	Outside Linebackers
1986	Texas A&M	Outside Linebackers
1985	Texas A&M	Outside Linebackers
1984	Tulane	DC./Asst. Head Coach
1983	Tulane	DC./Asst. Head Coach
1982	Pittsburgh	Linebackers
1981	Pittsburgh	Linebackers
1980	Pittsburgh	Linebackers
1979	Arizona	Linebackers
1978	Arizona	Linebackers
1977	Pittsburgh	Graduate Assistant



Bob Davie enters his eighth season at The University of New Mexico, where he has led the program to back-to-back bowl games, a 2016 Gildan New Mexico Bowl title, and increased respect in the form of nationally televised games and increased media attention.

The 2018 season saw him complete his 32nd season as a collegiate football coach, and it marked his 42nd season overall in the sport, including 10 years as a broadcaster at ESPN.

The 2018 season saw UNM put a scare into the nation's No. 5 team in Wisconsin, and pick up a record breaking win over UNLV, winning with the largest road margin of victory for the Lobos in the Mountain West. The Lobos also had a win in the Rio Grande Rivalry, winning 42-25 over New Mexico State, giving Davie a 5-2 record against UNM's rivals to the south.

UNM also led the nation in kickoff coverage and had the top punt returner in the nation, continuing the hallmark of tremendous special teams play under Davie. The team also turned in the best academic year on record with a 2.83 GPA in the Fall and a 2.92 in the Spring, two of the five highest GPAs in program history. Additionally, UNM set records as a program with 27 Academic All-Conference performers and 13 Mountain West Scholar-Athletes.

While the 2017 season did not see the results on the field that Davie and the Lobos got used too, it still had many successful moments. The season culminated with four Lobos making it into NFL camps, including the program's first draft choice in eight years with Jason Sanders as a seventh-round selection of the Miami Dolphins. Additionally, Lamar Jordan signed a free agent contract with the Atlanta Falcons and Corey Bojorquez did likewise with the New England Patriots.

The Lobos finished among the national leaders in kickoff coverage and punt coverage, and running back Richard McQuarley tied the school record with five touchdown runs against Air Force.

In addition, the Lobos continued their streak in which the team returned a kickoff for a touchdown in each of Bob Davie's first six seasons as Elijah Lilly took one back against Texas A&M. The touchdown was the 10th in those six seasons, and that was tied for the third-most in the nation over that time period, and UNM's streak of one kickoff return for a touchdown from 2010-17 was the second-longest streak nationally.

UNM was also strong off the field, with a program record 23 Mountain West All-Academic selections and a 2.85 GPA in the Spring semester, the highest under Davie at the time.

It's safe to say that his first five years at New Mexico has seen him orchestrate one of the best rebuilding jobs in the history of the sport. When he arrived on campus in 2012, he inherited a program that had gone just 3-37 in the previous 40 games and had the lowest number of scholarship players in Division I. Knowing that back story makes UNM's stretch all the more remarkable.

Over the 2015 and 2016 seasons, New Mexico went 16-10, tying a school record for the most wins in back-to-back seasons in school history. The Lobos tied a school record with six conference wins in 2016, and UNM's 11 conference wins over those two seasons were the most in school history. New Mexico's 12-5 Mountain West record over a 17-game stretch was tied for the best in the Mountain Division and is the second-best in the league overall.

Perhaps there is no better stat to show how far Davie has brought the Lobos than this: after no wins over Bowl eligible teams from 2008-14, the Lobos defeated seven bowl eligible teams over those two seasons.

UNDER DAVIE...

NEW MEXICO RECORD WHEN..... 2012...2013...2014...2015...2016...2017...2018...2019..... OVERALL

Lobos lead after 1st quarter.....	4-3.....	3-2.....	3-2.....	4-2.....	7-2.....	2-1.....	1-2.....	1-0.....	25-14
Lobos trail after 1st quarter.....	0-5.....	0-7.....	0-4.....	2-2.....	1-2.....	0-8.....	1-7.....	0-1.....	4-36
Score tied after 1st quarter.....	0-1.....	0-0.....	1-2.....	1-2.....	1-0.....	1-0.....	1-0.....	0-0.....	5-5
Lobos lead after halftime.....	4-1.....	2-1.....	3-2.....	5-0.....	6-1.....	2-0.....	3-1.....	1-0.....	26-6
Lobos trail after halftime.....	0-8.....	0-7.....	1-5.....	2-6.....	1-3.....	1-9.....	0-8.....	0-1.....	5-47
Score tied after halftime.....	0-0.....	1-1.....	0-1.....	0-0.....	2-0.....	0-0.....	0-0.....	0-0.....	3-2
Lobos lead after 3rd quarter.....	4-0.....	2-0.....	2-1.....	5-1.....	8-1.....	3-0.....	3-1.....	1-0.....	29-4
Lobos trail after 3rd quarter.....	0-9.....	1-8.....	2-7.....	1-5.....	0-3.....	0-9.....	0-8.....	0-1.....	4-50
Score tied after 3rd quarter.....	0-0.....	0-1.....	0-0.....	1-0.....	1-0.....	0-0.....	0-0.....	0-0.....	2-1

SCHEDULE BREAKDOWN..... 2012...2013...2014...2015...2016...2017...2018...2019..... OVERALL

Overall.....	4-9.....	3-9.....	4-8.....	7-6.....	9-4.....	3-9.....	3-9.....	1-1.....	34-55
August.....	0-0.....	0-1.....	0-1.....	0-0.....	0-0.....	0-0.....	0-0.....	1-0.....	1-2
September.....	2-3.....	2-2.....	1-2.....	2-2.....	1-2.....	3-2.....	2-2.....	0-1.....	13-16
October.....	2-2.....	0-2.....	1-2.....	2-2.....	4-1.....	0-3.....	1-3.....	0-0.....	10-15
November.....	0-4.....	1-4.....	2-3.....	3-1.....	3-1.....	0-4.....	0-4.....	0-0.....	9-21
December.....	0-0.....	0-0.....	0-0.....	0-1.....	1-0.....	0-0.....	0-0.....	0-0.....	1-1

CONFERENCE GAMES..... 2012...2013...2014...2015...2016...2017...2018...2019..... OVERALL

Home.....	0-4.....	1-3.....	1-3.....	3-1.....	3-1.....	1-3.....	0-4.....	0-0.....	9-19
Road.....	1-3.....	0-4.....	1-3.....	2-2.....	2-1.....	0-4.....	1-3.....	0-0.....	7-20
Neutral.....	0-0.....	0-0.....	0-0.....	0-0.....	1-0.....	0-0.....	0-0.....	0-0.....	1-0

NON-CONFERENCE GAMES..... 2012...2013...2014...2015...2016...2017...2018...2019..... OVERALL

Home.....	2-0.....	1-1.....	0-2.....	2-2.....	3-0.....	1-1.....	1-1.....	1-0.....	11-7
Road.....	1-2.....	1-1.....	2-0.....	0-1.....	0-2.....	1-1.....	1-1.....	0-1.....	6-9

MISCELLANEOUS..... 2012...2013...2014...2015...2016...2017...2018...2019..... OVERALL

Games Decided by a TD or less (8 pts).....	0-5.....	2-3.....	3-3.....	3-2.....	5-1.....	1-3.....	0-2.....	1-0.....	15-19
Games Decided by a FG or less (3 pts).....	0-1.....	0-0.....	2-0.....	2-0.....	2-1.....	1-3.....	0-1.....	0-0.....	7-6
Games Played on Grass.....	1-0.....	0-1.....	0-0.....	0-1.....	1-0.....	0-2.....	0-0.....	0-0.....	2-4
Games Played on Turf.....	3-9.....	3-8.....	4-8.....	7-5.....	8-4.....	3-7.....	3-9.....	1-1.....	32-51
Day Games (start before 6 pm).....	2-7.....	1-5.....	3-5.....	4-4.....	3-2.....	2-4.....	1-7.....	1-1.....	17-35
Night Games (start 6 pm or later).....	2-2.....	2-4.....	1-3.....	3-2.....	6-2.....	1-5.....	2-2.....	0-0.....	17-21
vs. Ranked.....	0-2.....	0-1.....	0-2.....	0-0.....	0-1.....	0-0.....	0-2.....	0-1.....	0-9
Overtime.....	0-0.....	1-0.....	0-0.....	0-0.....	0-0.....	0-0.....	0-0.....	0-0.....	1-0

New Mexico Inside Opponent Red-Zone

Date	Opponent	Score	Times	Times	Total	Rush	Pass	FCB	Failed to score inside RZ						
			In RZ	Scored	Pls	TDs	TDs	TDs	Misc	FGA	Down	Int	Fumble	Half	Game
Aug 31, 2019	SAM HOUSTON STATE	W 39-31	5	5	26	3	3	0	0	0	0	0	0	0	0
Sep 14, 2019	at Notre Dame	L 14-66	1	0	0	0	0	0	0	0	0	0	1	0	
Sep 21, 2019	NEW MEXICO STATE														
Sep 28, 2019	at Liberty														
Oct 04, 2019	at San Jose State														
Oct 11, 2019	COLORADO STATE														
Oct 19, 2019	at Wyoming														
Oct 26, 2019	HAWAII														
Nov 02, 2019	at Nevada														
Nov 09, 2019	AIR FORCE														
Nov 16, 2019	at Boise State														
Nov 30, 2019	UTAH STATE														
Totals			6	5	26	3	3	0	0	0	0	1	0	0	
5 of 6 (83.3%)															

Opponents Inside New Mexico Red-Zone

Date	Opponent	Score	Times	Times	Total	Rush	Pass	FCB	Failed to score inside RZ					
			In RZ	Scored	Pls	TDs	TDs	TDs	Misc	FGA	Down	Int	Fumble	Half
Aug 31, 2019	SAM HOUSTON STATE	W 39-31	3	3	22	3	2	1	0	0	0	0	0	0
Sep 14, 2019	at Notre Dame	L 14-66	4	4	24	3	2	1	1	0	0	0	0	0
Sep 21, 2019	NEW MEXICO STATE													
Sep 28, 2019	at Liberty													
Oct 04, 2019	at San Jose State													
Oct 11, 2019	COLORADO STATE													
Oct 19, 2019	at Wyoming													
Oct 26, 2019	HAWAII													
Nov 02, 2019	at Nevada													
Nov 09, 2019	AIR FORCE													
Nov 16, 2019	at Boise State													
Nov 30, 2019	UTAH STATE													
Totals			7	7	46	6	4	2	1	0	0	0	0	0
7 of 7 (100.0%)														

2019 STARTING LINEUPS

OFFENSE

OPPONENT	QB	WR	WR	WR/RB*/TE#	RB	TE/WR*/RB#	LT	LG	C	RG	RT
SHSU	Hughes	Kress	Griffin	Umeh	Davis	Williams	Mosely	Estrella	Stapley	Jankoviak	Saltes
@UND	S. Jones	Kress	Umeh	Beilman	J. Jones	Williams	Mosely	Zavala	Stapley	Jankoviak	Saltes
NMSU											
@LIB											
@SJSU											
CSU											
@WYO											
HAW											
@NEV											
AFA											
@BSU											
USU											

DEFENSE

OPPONENT	DE	NT	RE/RUSH 2*	RUSH	MLB	WLB	LCB	SS	FS	RCB	NICK/RUSH 2*
SHSU	Sellers	Blackwell	Austin	Horton	Hart	Vainikolo	Rogers	Peek	Miller	Martin	Hernandez
@UND	Sellers	Gansallo	Austin	Horton	Hart	Vainikolo	Rogers	Peek	Beaton	Martin	Hernandez
NMSU											
@LIB											
@SJSU											
CSU											
@WYO											
HAW											
@NEV											
AFA											
@BSU											
USU											

Date	Opponent	Score	Overall	Conference	Time	Attend
Aug 31, 2019	SAM HOUSTON STATE	W 39-31	1-0	0-0	3:56	13749
Sep 14, 2019	at #7 Notre Dame	L 14-66	1-1	0-0	3:23	77622
Sep 21, 2019	NEW MEXICO STATE					
Sep 28, 2019	at Liberty					
* Oct 04, 2019	at San Jose State					
* Oct 11, 2019	COLORADO STATE					
* Oct 19, 2019	at Wyoming					
* Oct 26, 2019	HAWAII					
* Nov 02, 2019	at Nevada					
* Nov 09, 2019	AIR FORCE					
* Nov 16, 2019	at Boise State					
* Nov 30, 2019	UTAH STATE					

Team Statistics	NM	OPP
SCORING	53	97
Points Per Game	26.5	48.5
Points Off Turnovers	3	28
FIRST DOWNS	42	52
Rushing	15	15
Passing	19	31
Penalty	8	6
RUSHING YARDAGE	357	272
Yards gained rushing	425	331
Yards lost rushing	68	59
Rushing Attempts	78	73
Average Per Rush	4.6	3.7
Average Per Game	178.5	136.0
TDs Rushing	6	4
PASSING YARDAGE	491	877
Comp-Att-Int	28-69-3	52-87-0
Average Per Pass	7.1	10.1
Average Per Catch	17.5	16.9
Average Per Game	245.5	438.5
TDs Passing	0	8
TOTAL OFFENSE	848	1149
Total Plays	147	160
Average Per Play	5.8	7.2
Average Per Game	424.0	574.5
KICK RETURNS: #-Yards	5-109	4-93
PUNT RETURNS: #-Yards	7-49	4-26
INT RETURNS: #-Yards	0-0	3-36
KICK RETURN AVERAGE	21.8	23.2
PUNT RETURN AVERAGE	7.0	6.5
INT RETURN AVERAGE	0.0	12.0
FUMBLES-LOST	1-1	2-1
PENALTIES-Yards	14-129	19-157
Average Per Game	64.5	78.5
PUNTS-Yards	15-700	13-579
Average Per Punt	46.7	44.5
Net punt average	43.6	40.8
KICKOFFS-Yards	12-756	15-892
Average Per Kick	63.0	59.5
Net kick average	38.6	42.2
TIME OF POSSESSION/Game	30:39	29:21
3RD-DOWN Conversions	5/33	5/30
3rd-Down Pct	15%	17%
4TH-DOWN Conversions	1/3	6/9
4th-Down Pct	33%	67%
SACKS BY-Yards	4-24	0-0
MISC YARDS	0	0
TOUCHDOWNS SCORED	6	13
FIELD GOALS-ATTEMPTS	4-4	2-2
ON-SIDE KICKS	0-0	1-1
RED-ZONE SCORES	(5-6) 83%	(7-7) 100%
RED-ZONE TOUCHDOWNS	(3-6) 50%	(6-7) 86%
PAT-ATTEMPTS	(5-6) 83%	(11-12) 92%
ATTENDANCE	13749	77622
Games/Avg Per Game	1/13749	1/77622
Neutral Site Games		0/0

Score by Quarters	1st	2nd	3rd	4th	OT	Total
New Mexico	13	16	10	14	0	53
Opponents	7	47	21	22	0	97

Ranking	gp	atd	gain	loss	net	avg	td	lg	avg/g
DAVIS, Ahmani	2	25	140	11	129	5.2	2	53	64.5
CARROLL, Bryson	1	6	69	0	69	11.5	1	47	69.0
JONES, Sherion	2	14	68	10	58	4.1	2	17	29.0
COLE, Bobby	2	1	37	0	37	37.0	1	37	18.5
JONES, Jawohn	2	8	31	5	26	3.2	0	11	13.0
VIGILANT, Darvon	2	4	19	1	18	4.5	0	15	9.0
MORAN, Kendrick	1	5	19	3	16	3.2	0	8	16.0
HALL, Tice	1	2	15	0	15	7.5	0	11	15.0
GRIFFIN IV, Jay	2	2	10	0	10	5.0	0	8	5.0
JOHNSON, Lawrence	1	3	9	0	9	3.0	0	4	9.0
TUJOTI, Tevaka	1	1	5	0	5	5.0	0	5	5.0
DYER, Tyson	2	1	2	0	2	2.0	0	2	1.0
LILLY, Elijah	2	1	1	0	1	1.0	0	1	0.5
HUGHES, Brandt	1	1	0	5	-5	-5.0	0	0	-5.0
TEAM	2	4	0	33	-33	-8.2	0	0	-16.5
Total	2	78	425	68	357	4.6	6	53	178.5
Opponents	2	73	331	59	272	3.7	4	31	136.0

Ranking	gp	atd	comp	atd-td	pct	yds	td	lg	avg/g
HUGHES, Brandt	1	104.52	12-29-0		41.4	218	0	51	218.0
JONES, Sherion	2	60.94	10-26-3		38.5	141	0	47	70.5
TUJOTI, Tevaka	1	131.45	6-13-0		46.2	132	0	41	132.0
BRENNAN, Q	2	0.00	0-1-0		0.0	0	0	0	0.0
Total	2	91.66	28-69-3		40.6	491	0	51	246.5
Opponents	2	174.79	52-87-0		58.8	877	0	65	438.5

Ranking	gp	no.	yds	avg	td	lg	avg/g
MOLINA, Aaron	2	5	119	23.8	0	41	59.5
GRIFFIN IV, Jay	2	5	63	12.6	0	25	31.5
LILLY, Elijah	2	4	57	14.2	0	36	28.5
SCHROYE, Anu	2	3	62	20.7	0	29	31.0
DAVIS, Ahmani	2	2	58	29.0	0	51	29.0
WILLIAMS, Marcus	2	2	46	23.0	0	36	23.0
KRESS, Jordan	2	1	47	47.0	0	47	23.5
UMEH, Azelem	2	1	9	9.0	0	9	4.5
BRENNAN, Q	2	1	9	9.0	0	9	4.5
JONES, Jr., Jeffrey	1	1	8	8.0	0	8	8.0
CARROLL, Bryson	1	1	7	7.0	0	7	7.0
JONES, Jawohn	2	1	6	6.0	0	6	3.0
VIGILANT, Darvon	2	1	0	0.0	0	0	0.0
Total	2	28	491	17.5	0	51	246.5
Opponents	2	52	877	16.9	8	65	438.5

Rank Returns	no.	yds	avg	td	lg
ROGERS, DeJohn	7	49	7.0	0	23
Total	7	49	7.0	0	23
Opponents	4	26	6.5	0	17

Interceptions	no.	yds	avg	td	lg
Total	0	0	0.0	0	0
Opponents	3	36	12.0	1	34

Kick Returns	no.	yds	avg	td	lg
BRENNAN, Q	3	68	22.7	0	28
MARTIN, Donze	2	41	20.5	0	26
Total	5	109	21.8	0	28
Opponents	4	93	23.2	0	46

Punt Returns	no.	yds	avg	td	lg
SELLERS, Trent	1	5	5.0	0	5
Total	1	5	5.0	0	5
Opponents	1	9	9.0	0	9

Scoring	M	fg	PAT				drop	saf	pts
			kick	rush	rcv	pass			
SHELLEY, Andrew	-	4-4	5-5	-	-	-	-	-	17
DAVIS, Ahmari	2	-	-	-	-	-	-	-	12
JONES, Sherion	2	-	-	-	-	-	-	-	12
CARROLL, Bryson	1	-	-	-	-	-	-	-	6
COLE, Bobby	1	-	-	-	-	-	-	-	6
Total	6	4-4	5-5	-	-	-	-	-	53
Opponents	13	2-2	11-12	-	1	1-1	-	-	97

Total Offense	#	plays	rush	pass	total	avg/yd
HUGHES, Brandt	1	30	-6	218	213	213.0
JONES, Sherion	2	40	58	141	199	99.5
TUKOTI, Tesalea	1	14	5	132	137	137.0
DAVIS, Ahmari	2	25	129	0	129	64.5
CARROLL, Bryson	1	6	69	0	69	69.0
COLE, Bobby	2	1	37	0	37	18.5
JONES, Jawohn	2	8	26	0	26	13.0
VIGILANT, Daevon	2	4	18	0	18	9.0
MORAN, Kentrail	1	5	16	0	16	16.0
HALL, Tace	1	2	15	0	15	15.0
GRIFFIN IV, Jay	2	2	10	0	10	5.0
JOHNSON, Lawrence	1	3	9	0	9	9.0
DYER, Tyson	2	1	2	0	2	1.0
LILLY, Elijah	2	1	1	0	1	0.5
TEAM	2	4	-33	0	-33	-16.5
Total	2	147	357	491	848	424.0
Opponents	2	160	272	677	1149	574.5

Field Goals	fg	pct	01-19	20-29	30-39	40-49	50-59	lg	blk
SHELLEY, Andrew	4-4	100.0	0-0	2-2	0-0	2-2	0-0	44	0

FG Sequence	New Mexico	Opponents
Sam Houston State	(44),(41),(27),(25)	(46)
Notre Dame	-	(36)
New Mexico State	-	-
Liberty	-	-
San Jose State	-	-
Colorado State	-	-
Wyoming	-	-
Hawaii	-	-
Nevada	-	-
Air Force	-	-
Boise State	-	-
Utah State	-	-

Rushing	no.	yds	avg	lg	tr	fc	td	20+	blk
DYER, Tyson	15	700	46.7	63	1	5	5	5	0
Total	15	700	46.7	63	1	5	5	5	0
Opponents	13	579	44.5	60	0	2	5	2	0

Kickoffs	no.	yds	avg	lb	ob	ret	ret	yds
MURPHREE, Donovan	12	756	63.0	8	0			
Total	12	756	63.0	8	0	23.2	38.6	26
Opponents	15	882	58.5	6	1	21.8	42.2	22

Numbers in parentheses indicate field goal was made.

All Purpose	g	rush	rec	pt	kr	lr	total	avg/g
DAVIS, Ahmani	2	129	58	0	0	0	187	93.5
MOLINA, Aaron	2	0	119	0	0	0	119	59.5
BRENNAN, Q	2	0	9	0	68	0	77	38.5
CARROLL, Brys	1	69	7	0	0	0	76	76.0
GRIFFIN IV, Jay	2	10	63	0	0	0	73	36.5
SCHMIDT, Aru	2	0	62	0	0	0	62	31.0
JONES, Stevin	2	58	0	0	0	0	58	29.0
LILLY, Elijah	2	1	57	0	0	0	58	29.0
ROGERS, De'Ja	2	0	0	49	0	0	49	24.5
KRESS, Jordan	2	0	47	0	0	0	47	23.5
WILLIAMS, Mar	2	0	46	0	0	0	46	23.0
MARTIN, Dante	2	0	0	0	41	0	41	20.5
COLE, Bobby	2	37	0	0	0	0	37	18.5
JONES, Jawah	2	26	6	0	0	0	32	16.0
VIGILANT, Gary	2	18	0	0	0	0	18	9.0
MORAN, Kendrick	1	16	0	0	0	0	16	16.0
HALL, Tace	1	15	0	0	0	0	15	15.0
JOHNSON, Law	1	9	0	0	0	0	9	9.0
LINEH, Aweleem	2	0	9	0	0	0	9	4.5
JONES, Jr., Jeff	1	0	8	0	0	0	8	8.0
TUNOTI, Tevaka	1	5	0	0	0	0	5	5.0
DYER, Tyson	2	2	0	0	0	0	2	1.0
HUGHES, Brand	1	-5	0	0	0	0	-5	-5.0
TEAM	2	-33	0	0	0	0	-33	-16.5
Total	2	357	491	49	109	0	1006	503.0
Opponents	2	272	377	26	93	36	1304	652.0

#	Defensive Linebacker	gp	Tackles			Blk/yds	Sacks no-yds	Pass defense			Fumbles no-yds	FF	Misc	
			na	a	tot			int-yds	interp	qblb			kick	ret
28	HERNANDEZ, Johnny	2	9	7	16	.	.	.	1	1
3C	HART, Alex	2	8	6	14	2.0-11	1.0-7
1H	HORTON, Dylan	2	8	5	13	1.0-5	1.0-5	.	1	1
3Z	PEEK, Patrick	2	7	3	10	1.0-1
3D	VANNKOLC, Alexander	2	5	4	9	2.5-15
6Z	ROGERS, De'John	2	7	1	8	1	.	.
90	AUSTIN, Erin	2	6	2	8	1
1A	MILLER, Kameron	2	1	6	7
9Z	REED II, Jerick	2	4	2	6	1
1E	BEATON, Letayveon	2	6	.	6	.	.	.	1
6Z	MURPHY, Donte	2	3	1	4	.	.	.	1
46	SHOOK, Brandon	2	3	1	4
2J	HEARON, Jacob	2	4	.	4	2.0-10	1.0-8
95	SOREMEKUN, Adebayo	2	2	2	4	2.0-8	1.0-4	.	.	2
97	HARRIS, Justin	1	2	1	3	1.0-1
52	BLACKWELL, Aaro	1	1	2	3
96	MOBLE, Joey	2	.	3	3	0.5-2	.	.	.	1
8D	SELLERS, Trent	2	1	1	2	2	1-5	.	.	.
11	SANDERS, Dylan	1	2	.	2
1D	LoVETT III, Michael	2	2	.	2
18	HUNT, Antonio	2	2	.	2
96	DYER, Tyson	2	1	.	1
3D	EnRICO, Jared	2	1	.	1
1I	SANDERS, Devin	1	1	.	1
1C	BOLDEN, Nico	2	1	.	1
99	MURPHREE, Donovan	2	1	.	1
7Z	MURPHY, Blair	1	.	1	1
Total		2	88	48	136	12-53	4-24	.	4	9	1-5	1	.	.
Opponents		2	81	42	123	14-33	8-0	3-36	15	8	1-5	.	.	.

SEASON

CAREER

Rushing	gp	att	gain	loss	net	avg	td	lg	avg/g	gp	att	gain	loss	net	avg	td	lg	avg/g
DAVIS, Ahmari	2	25	140	11	129	5.2	2	53	64.5	10	76	341	27	314	4.1	6	53	31.4
CARROLL, Bryson	1	6	69	0	69	11.5	1	47	69.0	4	19	121	3	118	6.2	1	47	29.5
JONES, Sheriron	2	14	68	10	58	4.1	2	17	29.0	13	93	436	92	344	3.7	2	32	26.5
COLE, Bobby	2	1	37	0	37	37.0	1	37	18.5	4	1	37	0	37	37.0	1	37	9.2
JONES, Javohn	2	8	31	5	26	3.2	0	11	13.0	11	11	36	6	30	2.7	0	11	2.7
VIGILANT, Daevon	2	4	19	1	18	4.5	0	15	9.0	2	4	19	1	18	4.5	0	15	9.0
MORAN, Kentrail	1	5	19	3	16	3.2	0	8	16.0	7	19	52	4	48	2.5	0	10	6.9
HALL, Trae	1	2	15	0	15	7.5	0	11	15.0	2	3	21	0	21	7.0	0	11	10.5
GRIFFIN IV, Jay	2	2	10	0	10	5.0	0	8	5.0	26	16	145	10	135	8.4	1	61	5.2
JOHNSON, Lawrence	1	3	9	0	9	3.0	0	4	9.0	1	3	9	0	9	3.0	0	4	9.0
TUIOTI, Tevaka	1	1	5	0	5	5.0	0	5	5.0	12	44	294	47	247	5.6	2	34	20.6
DYER, Tyson	2	1	2	0	2	2.0	0	2	1.0	14	1	2	0	2	2.0	0	2	0.1
LILLY, Elijah	2	1	1	0	1	1.0	0	1	0.5	35	9	64	7	57	6.3	0	25	1.6
HUGHES, Brandt	1	1	0	5	-5	-5.0	0	0	-5.0	1	1	0	5	-5	-5.0	0	0	-5.0
TEAM	2	4	0	33	-33	-8.2	0	0	-16.5									
Total	2	78	425	68	357	4.6	6	53	178.5									
Opponents	2	73	331	59	272	3.7	4	31	136.0									

Passing	gp	effic	comp-att-int	pct	yds	td	lg	avg/g	gp	effic	comp-att-int	pct	yds	td	lg	avg/g
HUGHES, Brandt	1	104.52	12-29-0	41.4	218	0	51	218.0	1	104.52	12-29-0	41.4	218	0	51	218.0
JONES, Sheriron	2	60.94	10-26-3	38.5	141	0	47	70.5	13	120.08	112-213-15	52.6	1558	13	79	119.8
TUIOTI, Tevaka	1	131.45	6-13-0	46.2	132	0	41	132.0	12	119.47	87-174-8	50.0	1276	9	69	106.3
DRENNAN, Q	2	0.00	0-1-0	0.0	0	0	0	0.0	2	0.00	0-1-0	0.0	0	0	0	0.0
Total	2	91.66	28-69-3	40.6	491	0	51	245.5								
Opponents	2	174.79	52-87-0	59.8	877	8	65	438.5								

Receiving	gp	no.	yds	avg	td	lg	avg/g	gp	no.	yds	avg	td	lg	avg/g
MOLINA, Aaron	2	5	119	23.8	0	41	59.5	18	11	203	18.5	1	41	11.3
GRIFFIN IV, Jay	2	5	63	12.6	0	25	31.5	26	55	624	11.3	4	71	24.0
LILLY, Elijah	2	4	57	14.2	0	36	28.5	35	25	432	17.3	5	74	12.3
SOMOYE, Anu	2	3	62	20.7	0	29	31.0	38	12	203	16.9	2	31	5.3
DAVIS, Ahmari	2	2	58	29.0	0	51	29.0	10	4	58	14.5	0	51	5.8
WILLIAMS, Marcus	2	2	46	23.0	0	36	23.0	2	2	46	23.0	0	36	23.0
KRESS, Jordan	2	1	47	47.0	0	47	23.5	2	1	47	47.0	0	47	23.5
DRENNAN, Q	2	1	9	9.0	0	9	4.5	2	1	9	9.0	0	9	4.5
UMEH, Anselem	2	1	9	9.0	0	9	4.5	23	20	384	19.2	3	56	16.7
JONES, Jr., Jeffrey	1	1	8	8.0	0	8	8.0	1	1	8	8.0	0	8	8.0
CARROLL, Bryson	1	1	7	7.0	0	7	7.0	4	1	7	7.0	0	7	1.8
JONES, Javohn	2	1	6	6.0	0	6	3.0	11	1	6	6.0	0	6	0.5
VIGILANT, Daevon	2	1	0	0.0	0	0	0.0	2	1	0	0.0	0	0	0.0
Total	2	28	491	17.5	0	51	245.5							
Opponents	2	52	877	16.9	8	65	438.5							

Total Offense	g	plays	rush	pass	total	avg/g	g	plays	rush	pass	total	avg/g
HUGHES, Brandt	1	30	-5	218	213	213.0	1	30	-5	218	213	213.0
JONES, Sheriron	2	40	58	141	199	99.5	13	306	344	1558	1902	146.3
TUIOTI, Tevaka	1	14	5	132	137	137.0	12	218	247	1276	1523	126.9
DAVIS, Ahmari	2	25	129	0	129	64.5	10	76	314	0	314	31.4
CARROLL, Bryson	1	6	69	0	69	69.0	4	20	118	0	118	29.5
COLE, Bobby	2	1	37	0	37	18.5	4	1	37	0	37	9.2
JONES, Javohn	2	8	26	0	26	13.0	11	11	30	0	30	2.7
VIGILANT, Daevon	2	4	18	0	18	9.0	2	4	18	0	18	9.0
MORAN, Kentrail	1	5	16	0	16	16.0	7	19	48	0	48	6.9
HALL, Trae	1	2	15	0	15	15.0	2	3	21	0	21	10.5
GRIFFIN IV, Jay	2	2	10	0	10	5.0	26	16	135	0	135	5.2
JOHNSON, Lawrence	1	3	9	0	9	9.0	1	3	9	0	9	9.0
DYER, Tyson	2	1	2	0	2	1.0	14	1	2	0	2	0.1
LILLY, Elijah	2	1	1	0	1	0.5	35	9	57	0	57	1.6
TEAM	2	4	-33	0	-33	-16.5						
Total	2	147	357	491	848	424.0						
Opponents	2	160	272	877	1149	574.5						

SEASON

CAREER

Scoring	td fg		PAT					dxp saf pts	td fg		PAT					dxp saf pts		
	kick	rush	rcv	pass					kick	rush	rcv	pass	dxp	saf	pts			
SHELLEY, Andrew	-	4-4	5-6	-	-	-	-	-	-	-	-	-	-	-	-	-	-	17
DAVIS, Ahmari	2	-	-	-	-	-	-	-	6	-	-	-	-	-	-	-	-	36
JONES, Sheriron	2	-	-	-	-	-	-	-	2	-	-	1-1	-	0-1	-	-	-	14
COLE, Bobby	1	-	-	-	-	-	-	-	1	-	-	-	-	-	-	-	-	6
CARROLL, Bryson	1	-	-	-	-	-	-	-	1	-	-	-	-	-	-	-	-	6
Total	6	4-4	5-6	-	-	-	-	-	13	2-2	11-12	-	1	1-1	-	-	-	53
Opponents	13	2-2	11-12	-	1	1-1	-	-	-	-	-	-	-	-	-	-	-	97

Punt Returns	no.	yds	avg	td	lg	no.	yds	avg	td	lg
ROGERS, De'John	7	49	7.0	0	23	7	49	7.0	0	23
Total	7	49	7.0	0	23	7	49	7.0	0	23
Opponents	4	26	6.5	0	17	4	26	6.5	0	17

Kick Returns	no.	yds	avg	td	lg	no.	yds	avg	td	lg
DRENNAN, Q	3	68	22.7	0	28	3	68	22.7	0	28
MARTIN, Donte	2	41	20.5	0	26	2	41	20.5	0	26
Total	5	109	21.8	0	28	5	109	21.8	0	28
Opponents	4	93	23.2	0	45	4	93	23.2	0	45

Interceptions	no.	yds	avg	td	lg	no.	yds	avg	td	lg
Total	0	0	0.0	0	0	0	0	0.0	0	0
Opponents	3	36	12.0	1	34	3	36	12.0	1	34

Fumble Returns	no.	yds	avg	td	lg	no.	yds	avg	td	lg
SELLERS, Trent	1	5	5.0	0	5	1	5	5.0	0	5
Total	1	5	5.0	0	5	1	5	5.0	0	5
Opponents	1	9	9.0	0	9	1	9	9.0	0	9

All Purpose	g	rush	rcv	pr	kr	ir	total	avg/g	g	rush	rcv	pr	kr	ir	total	avg/g
DAVIS, Ahmari	2	129	58	0	0	0	187	93.5	10	314	58	0	0	0	372	37.2
MOLINA, Aaron	2	0	119	0	0	0	119	59.5	18	0	203	0	0	0	203	11.3
DRENNAN, Q	2	0	9	0	68	0	77	38.5	2	0	9	0	68	0	77	38.5
CARROLL, Bryso	1	69	7	0	0	0	76	76.0	4	118	7	0	0	0	125	31.2
GRIFFIN IV, Jay	2	10	63	0	0	0	73	36.5	26	135	624	0	47	0	806	31.0
SOMOYE, Anu	2	0	62	0	0	0	62	31.0	38	0	203	0	3	0	206	5.4
JONES, Sheriron	2	58	0	0	0	0	58	29.0	13	344	0	0	0	0	344	26.5
LILLY, Elijah	2	1	57	0	0	0	58	29.0	35	57	432	0	1499	0	1988	56.8
ROGERS, De'Jo	2	0	0	49	0	0	49	24.5	13	0	0	49	33	28	110	8.5
KRESS, Jordan	2	0	47	0	0	0	47	23.5	2	0	47	0	0	0	47	23.5
WILLIAMS, Marc	2	0	46	0	0	0	46	23.0	2	0	46	0	0	0	46	23.0
MARTIN, Donte	2	0	0	0	41	0	41	20.5	5	0	0	0	41	0	41	8.2
COLE, Bobby	2	37	0	0	0	0	37	18.5	4	37	0	0	0	0	37	9.2
JONES, Javohn	2	26	6	0	0	0	32	16.0	11	30	6	0	0	0	36	3.3
VIGILANT, Daev	2	18	0	0	0	0	18	9.0	2	18	0	0	0	0	18	9.0
MORAN, Kentrail	1	16	0	0	0	0	16	16.0	7	48	0	0	0	0	48	6.9
HALL, Trae	1	15	0	0	0	0	15	15.0	2	21	0	0	0	0	21	10.5
UMEH, Anselem	2	0	9	0	0	0	9	4.5	23	0	384	0	0	0	384	16.7
JOHNSON, Lawr	1	9	0	0	0	0	9	9.0	1	9	0	0	0	0	9	9.0
JONES, Jr., Jeffr	1	0	8	0	0	0	8	8.0	1	0	8	0	0	0	8	8.0
TUIOTI, Tevaka	1	5	0	0	0	0	5	5.0	12	247	0	0	0	0	247	20.6
DYER, Tyson	2	2	0	0	0	0	2	1.0	14	2	0	0	0	0	2	0.1
HUGHES, Brandt	1	-5	0	0	0	0	-5	-5.0	1	-5	0	0	0	0	-5	-5.0
TEAM	2	-33	0	0	0	0	-33	-16.5	2	-33	0	0	0	0	-33	-16.5
Total	2	357	491	49	109	0	1006	503.0	2	272	877	26	93	36	1304	652.0
Opponents	2	272	877	26	93	36	1304	652.0	2	272	877	26	93	36	1304	652.0

Field Goals	att	good	long	blkd	att	good	long	blkd
SHELLEY, Andrew	4	4	44	0	4	4	44	0
Total	4	4	44	0	4	4	44	0
Opponents	2	2	46	0	2	2	46	0

SEASON

CAREER

Punting	no.	yds	avg	lg	blk	no.	yds	avg	lg	blk
DYER, Tyson	15	700	46.7	63	0	89	3978	44.7	84	0
Total	15	700	46.7	63	0					
Opponents	13	579	44.5	60	0					

Kickoffs	no.	yds	avg	tb	ob	no.	yds	avg	tb	ob
MURPHREE, Donovan	12	756	63.0	8	0	12	756	63.0	8	0
Total	12	756	63.0	8	0					
Opponents	15	892	59.5	6	1					

#	Defensive Leaders	gp	ua	a	total	tfl	sack	int	pbu	fr	ff	blk	gp	ua	a	total	tfl	sack	int	pbu	fr	ff	blk
3B	HERNANDEZ, Johnny	2	9	7	16	0.0	.	.	1	.	.	.	13	10	9	19	0.0	.	.	1	.	.	.
3C	HART, Alex	2	8	6	14	2.0	1.0	39	64	55	119	11.5	3.0	.	4	2	2	.
1H	HORTON, Dylan	2	8	5	13	1.0	1.0	.	1	.	.	.	14	15	11	26	2.5	2.0	.	1	.	.	.
3Z	PEEK, Patrick	2	7	3	10	1.0	14	23	12	35	2.0	1	.
30	VAINIKOLO, Alexander	2	5	4	9	2.5	14	20	24	44	4.5	1.0	.	.	.	1	.
6Z	ROGERS, De'John	2	7	1	8	0.0	.	.	.	1	.	.	13	26	8	34	0.0	.	1	2	.	1	.
90	AUSTIN, Erin	2	6	2	8	0.0	11	16	9	25	3.0	2.5
1A	MILLER, Kameron	2	1	6	7	0.0	26	10	11	21	1.0
9Z	REED II, Jerrick	2	4	2	6	0.0	2	4	2	6	0.0
1E	BEATON, Letayveon	2	6	.	6	0.0	.	.	1	.	.	.	2	6	.	6	0.0	.	.	1	.	.	.
2J	HEARN, Jacobi	2	4	.	4	2.0	1.0	2	4	.	4	2.0	1.0
8Z	MARTIN, Donte	2	3	1	4	0.0	.	.	1	.	.	.	5	3	1	4	0.0	.	.	1	.	.	.
46	SHOOK, Brandon	2	3	1	4	0.0	14	27	17	44	3.5	2.0	.	.	.	2	.
95	SOREMEKUN, Adebay	2	2	2	4	2.0	1.0	13	10	7	17	6.5	3.0	.	.	3	1	.
52	BLACKWELL, Aaro	1	1	2	3	0.0	1	1	2	3	0.0
97	HARRIS, Justin	1	2	1	3	1.0	1	2	1	3	1.0
98	NOBLE, Joey	2	.	3	3	0.5	2	.	3	3	0.5
1B	HUNT, Antonio	2	2	.	2	0.0	2	2	.	2	0.0
1D	LoVETT III, Michael	2	2	.	2	0.0	2	2	.	2	0.0
8D	SELLERS, Trent	2	1	1	2	0.0	.	.	.	1	.	.	2	1	1	2	0.0	.	.	.	1	.	.
1I	SANDERS, Dylan	1	2	.	2	0.0	1	2	.	2	0.0
1C	BOLDEN, Nico	2	1	.	1	0.0	12	5	2	7	0.0
1I	SANDERS, Devin	1	1	.	1	0.0	1	1	.	1	0.0
3D	EnRICO, Jared	2	1	.	1	0.0	25	4	.	4	0.0
7Z	MANLY, Blair	1	.	1	1	0.0	24	4	2	6	0.0
96	DYER, Tyson	2	1	.	1	0.0	14	1	.	1	0.0
99	MURPHREE, Donovan	2	1	.	1	0.0	2	1	.	1	0.0
	Total	2	88	48	136	12	4	.	4	1	1	.											
	Opponents	2	81	42	123	14	0	3	15	1	.	.											

TEAM STATISTICS

Date	Opponent	Blocking				Receiving				Passing				Kick Returns				Punt Returns				Int off
		no.	yds	td	by	no.	yds	td	by	comp-attempt	yds	td	by	no.	yds	td	by	no.	yds	td	by	
Aug 31	SAM HOUSTON STATE	32	145	4	53	18	340	0	51	18-40-0	340	0	51	3	79	0	28	5	47	0	23	485
Sep 14	at Notre Dame	46	212	2	47	10	151	0	41	10-29-3	151	0	41	2	30	0	15	2	2	0	2	363
New Mexico		78	357	6	53	28	491	0	51	28-69-3	491	0	51	5	109	0	28	7	49	0	23	848
		73	272	4	31	52	677	8	65	52-87-0	677	8	65	4	93	0	45	4	26	0	17	1149

Games: 2 - Avg block: 4.6 - Avg blk/blk: 17.5 - Pass eff: 91.66 - KR avg: 21.8 - PR avg: 7.0 - All purpose avg/game: 503.0 - Total offense avg/gm: 424.0

Date	Opponent	Tackles				Sacks		Fumbles		Pass Defense			Int'l		PAT Attempts			off fld	pts
		no.	a	total	ff-yds	no.	yds	f	f-yds	int-yds	qb's	hamp	kick	kick	reals	acc	ret		
Aug 31	SAM HOUSTON STATE	47	34	81	5.0-22	3.0-17	1	1-6	0-0	6	3	0	3-4	0	0	0	0	3	39
Sep 14	at Notre Dame	41	14	55	7.0-31	1.0-7	0	0-0	0-0	3	1	0	2-2	0	0	0	0	0	14
New Mexico		88	48	136	12.0-53	4.0-24	1	1-6	0-0	9	4	0	5-6	0	0	0	0	3	53
		81	42	123	14.0-33	0.0-0	0	1-9	3-36	8	15	0	11-12	0	1	0	28	97	

Date	Opponent	Punting						Field Goals			Kickoffs							
		no.	yds	avg	long	td	bl	tc	50+	20	no.	yds	avg	bl	ob			
Aug 31	SAM HOUSTON STATE	9	421	46.8	59	0	0	5	3	2	4-4	44	0	9	585	65.0	7	0
Sep 14	at Notre Dame	6	279	46.5	63	0	1	0	2	3	0-0	0	0	3	171	57.0	1	0
New Mexico		15	700	46.7	63	0	1	5	5	5	4-4	44	0	12	756	63.0	8	0
		13	579	44.5	60	0	0	2	2	5	2-2	46	0	15	892	59.5	6	1

Date	Opponent	Blocking				Receiving				Passing				Kick Returns				Punt Returns				Int off
		no.	yds	td	by	no.	yds	td	by	comp-att-int	yds	td	by	no.	yds	td	by	no.	yds	td	by	
Aug 31	SAM HOUSTON STATE	35	115	2	31	35	443	2	65	35-60-0	443	2	65	2	29	0	16	2	9	0	6	568
Sep 14	at Notre Dame	38	157	2	24	17	434	6	65	17-27-0	434	6	65	2	64	0	45	2	17	0	17	591
Opponents		73	272	4	31	52	877	8	65	52-87-0	877	8	65	4	93	0	45	4	26	0	17	1149
		78	357	6	53	28	491	0	51	28-69-3	491	0	51	5	109	0	28	7	49	0	23	848

Games: 2 - Avg/lost: 3.7 - Avg/caught: 16.9 - Pass eff%: 174.7% - KR avg: 23.2 - PR avg: 6.5 - All purpose avg/game: 632.8 - Total offense avg/gm: 574.5

Date	Opponent	Tackles				Sacks		Fumbles		Pass Defense			Int	PAT Attempts				off		
		no.	a	total	ff-yds	no.	yds	f	l-yds	int-yds	qbh	comp		kick	kick	rech	acc		conf	td
Aug 31	SAM HOUSTON STATE	39	16	55	6.0-13	0.0-0	0	0-0	0-0	2	10	0	2-3	0	1	0	0	0	0	31
Sep 14	at Notre Dame	42	26	68	8.0-20	0.0-0	0	1-9	3-36	6	5	0	9-9	0	0	0	0	0	28	66
Opponents		81	42	123	14.0-33	0.0-0	0	1-9	3-36	8	15	0	11-12	0	1	0	0	0	28	97
		88	48	136	12.0-53	4.0-24	1	1-5	0-0	9	4	0	5-6	0	0	0	0	3	53	

Date	Opponent	Punting						Field Goals			Kickoffs							
		no.	yds	avg	long	td	bc	50+	20	no.	yds	avg	bc	no.	yds			
Aug 31	SAM HOUSTON STATE	9	416	46.2	60	0	0	1	2	3	1-1	46	0	5	325	65.0	2	0
Sep 14	at Notre Dame	4	163	40.8	48	0	0	1	0	2	1-1	36	0	10	567	56.7	4	1
Opponents		13	579	44.5	60	0	0	2	2	5	2-2	46	0	15	852	56.5	6	1
		15	700	46.7	63	0	1	5	5	5	4-4	44	0	12	756	63.0	8	0

PASSING

QB/HUGHES, Brandt	Comp	Att	Int	Pct	Yards	TD	Long	Sacked	Eff%
San Houston State	12	29	0	41.4	218	0	51	0-0	104.52
TOTALS	12	29	0	41.4	218	0	51	0-0	104.52

QB JONES, Javohn	Comp	Att	Int	Pct	Yards	TD	Long	Sacked	Eff%
San Houston State	6	11	0	54.5	122	0	47	0-0	147.71
Notre Dame	4	15	3	26.7	19	0	12	0-0	-2.69
TOTALS	10	26	3	38.5	141	0	47	0-0	60.94

QB TUKOTI, Tevaka	Comp	Att	Int	Pct	Yards	TD	Long	Sacked	Eff%
Notre Dame	6	13	0	46.2	132	0	41	0-0	131.45
TOTALS	6	13	0	46.2	132	0	41	0-0	131.45

QB DRENNAN, Q	Comp	Att	Int	Pct	Yards	TD	Long	Sacked	Eff%
Notre Dame	0	1	0	0.0	0	0	0	0-0	0.00
TOTALS	0	1	0	0.0	0	0	0	0-0	0.00

RUSHING & RECEIVING

RUSHING	No-Yds/ATD	SHBU	NO	MBSU	LB	SU	CU	TY	HA	NY	AP	DBU	UB
DAVIS, Ahmani	25-129/2	16-107/2	9-23/0										
CARROLL, Bryson	6-69/1	DNP	6-69/1										
JONES, Sheshon	14-58/2	6-35/2	8-23/0										
COLE, Bobby	1-37/1	-	1-37/1										
JONES, Javohn	8-25/0	3-11/0	5-15/0										
VIGILANT, Daevo	4-18/0	1--1/0	3-19/0										
MORAN, Kendrick	5-16/0	DNP	5-16/0										
HALL, Trae	2-15/0	DNP	2-15/0										
GRIFFIN IV, Jay	2-10/0	1-2/0	1-0/0										
JOHNSON, Lawren	3-9/0	DNP	3-9/0										
TUKOTI, Tevaka	1-5/0	DNP	1-5/0										
DYER, Tyson	1-2/0	-	1-2/0										
LILLY, Elijah	1-1/0	1-1/0	-										
HUGHES, Brandt	1--5/0	1--5/0	DNP										
TEAM	4-33/0	3-5/0	1-2/0										

RECEIVING	No-Yds/ATD	SHBU	NO	MBSU	LB	SU	CU	TY	HA	NY	AP	DBU	UB
MCLINA, Aaron	5-119/0	3-40/0	2-79/0										
GRIFFIN IV, Jay	5-63/0	2-36/0	3-27/0										
SOMOYE, Anu	3-62/0	3-62/0	-										
DAVIS, Ahmani	2-58/0	2-58/0	-										
LILLY, Elijah	4-57/0	3-33/0	1-24/0										
KRESS, Jordan	1-47/0	1-47/0	-										
WILLIAMS, Marcu	2-46/0	2-46/0	-										
DRENNAN, Q	1-9/0	1-9/0	-										
UMEH, Asadlem	1-9/0	1-9/0	-										
JONES, Jr., Jef	1-8/0	DNP	1-8/0										
CARROLL, Bryson	1-7/0	DNP	1-7/0										
JONES, Javohn	1-6/0	-	1-6/0										
VIGILANT, Daevo	1-0/0	-	1-0/0										

Total Tackles	W/A	Total	SEBU	NO	MSBU	LB	SU	CU	WY	HA	WV	AF	DSU
HERNANDEZ, John	9-7	16	5-5	3-2									
HART, Alex	8-6	14	4-6	4-0									
HORTON, Dylan	8-5	13	5-3	3-2									
PEEK, Patrick	7-3	10	4-3	3-0									
WAINIKOLA, Alex	5-4	9	3-3	2-1									
ROGERS, De'John	7-1	8	6-1	1-0									
AUSTIN, Erin	6-2	8	4-1	2-1									
MILLER, Kameron	1-6	7	1-4	0-2									
BEATON, Lelayne	6-0	6	2-0	4-0									
REED II, Jemie	4-2	6	2-1	2-1									
SHOOK, Brandon	3-1	4	-	3-1									
MARTIN, Donte	3-1	4	2-1	1-0									
SOREMEKUN, Adeb	2-2	4	2-1	0-1									
HARRIS, Justin	2-1	3	DNP	2-1									
NOBLE, Jazzy	0-3	3	0-1	0-2									
2J	3-0	3	DNP	3-0									
BLACKWELL, Asa	1-2	3	1-2	DNP									
HUNT, Antonio	2-0	2	1-0	1-0									
SELLERS, Trent	1-1	2	0-1	1-0									
SANDERS, Dylan	2-0	2	DNP	2-0									
1D	2-0	2	DNP	2-0									
DYER, Tyson	1-0	1	-	1-0									
HEARN, Jacobi LB	1-0	1	1-0	DNP									
BOLDEN, Nico	1-0	1	1-0	-									
ENRICO, Jared	1-0	1	1-0	-									
MURPHREE, Donovan	1-0	1	-	1-0									
MANLY, Blair	0-1	1	0-1	DNP									
SANDERS, Devin LB	1-0	1	1-0	DNP									

31 Game 1: 8/31/2019
Albuquerque, N.M.
39 Att: 13,749

14 Game 2: 9/14/2019
South Bend, Ind.
66 Att: 77,622

ALBUQUERQUE, N.M. — The University of New Mexico got a pair of second half touchdowns from Sheriron Jones and then staved off a late comeback attempt with a fourth down sack by Jacobi Hearn as the Lobos defeated Sam Houston State, the No. 22 team in the FCS, 39-31 in front of 13,749 fans at Dreamstyle Stadium.

After the game, UNM's post-game press conference was canceled after head coach Bob Davie needed medical attention after meeting with his team. Director of Athletics Eddie Nuñez released the following statement.

"Immediately following tonight's football game between The University of New Mexico and Sam Houston State University, Lobo Head Coach Bob Davie was taken to the hospital as a result of what appeared to be a serious medical incident. The University will release more information as it becomes available. We ask that you keep the Davie family in your prayers."

The Lobos are idle next week and then head to Notre Dame on Saturday, September 14.

UNM led for most of the game as starting quarterback Brandt Hughes threw for 218 yards in the first half. Hughes led UNM to a pair of touchdowns by Ahmari Davis on the ground and three Andrew Shelley field goals, but he suffered a shoulder injury and gave way to Jones in the second half.

Jones, who started seven games last year, entered with UNM down 23-22 after the Bearkats took the opening second half kickoff and went 75 yards in seven plays for what amounted to SHSU's only lead of the game. After a quick three-and-out, UNM got the ball right back and Jones went to work. Anu Somoye made a ridiculous grab near the Bearkat sideline, one of a career-high three catches, to put UNM in Sam Houston territory. Jones then found Aaron Molina twice to get UNM inside the five, but UNM had to settle for a fourth Shelley field goal, giving UNM the lead for good at 25-23.

Jones then gave UNM a 16-point lead with back-to-back touchdowns. After he hit Jordan Kress for 47 yards, Jones rushed to 10 and then 11 to make it 32-23. Sam Houston State punted, Davis rushed 53 yards to the Bearkat seven. Jones then raced to the pylon on the next play for his second career touchdown. That made it 39-23, and then UNM had to deal with Sam Houston State's late comeback attempt.

Down 16, the Bearkats mounted a long, 86-yard touchdown drive that took 12 plays and culminated with a Donovan Williams 4-yard run. Sam Houston went for two and got it, making the score 39-31 with just 3:01 to go. Sam Houston State then hit a little dribble kick and kicker Connor Crow recovered to give the Bearkats a chance. A trick play moved the ball to the Lobo 22, but UNM's defense held firm from there. Alexander "Moana" Vainikolo and Adebayo Soremekun teamed up for a four-yard loss, and then after an incompletion Patrick Peek delivered another tackle for loss to make it 4th and 15. JUCO transfer then clinched a victory with a backside sack of quarterback Ty Brock, and UNM took three knees to end the game.

The Lobos picked up 485 yards of offense on 72 plays, averaging 6.7 yards per play. UNM also had plenty of big plays with eight of 25 yards or more. Sam Houston outgained UNM with 558 yards, but it needed 95 plays to do it. UNM had a solid pass rush with three sacks and six hurries.

Score by Quarters	1	2	3	4	Total
Sam Houston State	0	16	7	8	31
New Mexico	13	9	10	7	39

Qtr	Time	Scoring play
1st	07:34	NM - SHELLEY, Andrew 44 yd field goal, 8-61 2:55
	04:05	NM - SHELLEY, Andrew 41 yd field goal, 8-58 2:16
	01:57	NM - DAVIS, Ahmari 43 yd run (SHELLEY, Andrew kick), 2-47 0:41
2nd	14:57	NM - SHELLEY, Andrew 27 yd field goal, 5-36 0:34
	12:56	SHSU - Bowens, Dee 65 yd pass from Brock, Ty (Crow, Connor kick failed), 5-75 2:01
	09:21	SHSU - Schmid, Eric 4 yd run (Crow, Connor kick), 9-79 2:44
	03:19	NM - DAVIS, Ahmari 1 yd run (SHELLEY, Andrew kick failed), 7-89 1:57
	00:59	SHSU - Crow, Connor 46 yd field goal, 5-24 0:26
3rd	12:40	SHSU - Carter, Toney 13 yd pass from Schmid, Eric (Crow, Connor kick), 7-75 2:20
	05:12	NM - SHELLEY, Andrew 25 yd field goal, 8-52 2:15
	01:02	NM - JONES, Sheriron 11 yd run (SHELLEY, Andrew kick), 4-68 0:59
4th	13:41	NM - JONES, Sheriron 7 yd run (SHELLEY, Andrew kick), 2-60 0:23
	03:01	SHSU - Williams, Donovan 4 yd run (Brandom, Woody pass from Brock, Ty), 12-86 4:39

	SHSU	NM
FIRST DOWNS	27	20
RUSHES-YARDS (NET)	35-115	32-145
PASSING YDS (NET)	443	340
Passes Att-Comp-Int	60-35-0	40-18-0
TOTAL OFFENSE PLAYS-YARDS	95-558	72-485
Fumble Returns-Yards	0-0	1-5
Punt Returns-Yards	2-9	5-47
Kickoff Returns-Yards	2-29	3-79
Interception Returns-Yards	0-0	0-0
Punts (Number-Avg)	9-46.2	9-46.8
Fumbles-Lost	2-1	0-0
Penalties-Yards	12-104	9-90
Possession Time	33:48	26:12
Third-Down Conversions	4 of 20	1 of 15
Fourth-Down Conversions	1 of 4	0 of 0
Red-Zone Scores-Chances	3-3	5-5
Sacks By: Number-Yards	0-0	3-17

RUSHING: Sam Houston State-Jackson, Kyran 15-66; Williams, Donovan 6-30; Williams, Alex 1-19; Schmid, Eric 5-17; Carter, Toney 2-2; Bowens, Dee 1-minus 1; TEAM 1-minus 2; Brock, Ty 4-minus 16. New Mexico-DAVIS, Ahmari 16-107; JONES, Sheriron 6-35; JONES, Javohn 3-11; GRIFFIN IV, Jay 1-2; LILLY, Elijah 1-1; VIGILANT, Daevon 1-minus 1; TEAM 3-minus 5; HUGHES, Brandt 1-minus 5.

PASSING: Sam Houston State-Brock, Ty 21-38-0-258; Schmid, Eric 14-21-0-185; Humphries, Ryan 0-1-0-0. New Mexico-HUGHES, Brandt 12-29-0-218; JONES, Sheriron 6-11-0-122.

RECEIVING: Sam Houston State-Bowens, Dee 9-130; Stewart, Nathan 6-71; Harvin, Chandle 5-68; Compton, Corey 4-29; Tibbs, Brennon 3-47; Adeyi, Ife 3-37; Brandom, Woody 1-32; Carter, Toney 1-13; Jackson, Kyran 1-8; Williams, Donovan 1-5; Williams, Alex 1-3. New Mexico-SOMOYE, Anu 3-62; MOLINA, Aaron 3-40; LILLY, Elijah 3-33; DAVIS, Ahmari 2-58; WILLIAMS, Marcus 2-46; GRIFFIN IV, Jay 2-36; KRESS, Jordan 1-47; DRENNAN, Q 1-9; UMEH, Anselm 1-9.

INTERCEPTIONS: Sam Houston State-None. New Mexico-None.

FUMBLES: Sam Houston State-Jackson, Kyran 1-0; Compton, Corey 1-1. New Mexico-None.

Sam Houston State (0-1) vs. New Mexico (1-0)
Date: Aug 31, 2019 • Site: Albuquerque, N.M. • Stadium: Dreamstyle Stadium
Attendance: 13749

Kickoff time: 4:02 pm • End of Game: 7:58 pm • Total elapsed time: 3:56
Officials: Referee: Gary Leeper; Umpire: Joseph Chisholm; Linesman: Bret Bascue;
Line judge: David Burge; Back judge: Krystle Apellan; Field judge: David Prather;
Side judge: J.B. Garza; Center judge: Cecil Harrison;
Temperature: 97F • Wind: 5 MPH • Weather: Sunny

SOUTH BEND, Ind. — The No. 7 Notre Dame Fighting Irish showed exactly why they were in the College Football Playoff a year ago, throwing for 434 yards and scoring on six straight drives after a respectable start by UNM's defense as New Mexico was on the wrong end of a 66-14 loss in the home opener for the Fighting Irish.

The Lobos fell behind early after getting a stop on Notre Dame's opening drive, forcing a punt. UNM moved the ball from its own two to the 30-yard line, but on third and eight, Sheriron Jones had his pass deflected and in went right to Kyle Hamilton who returned it 34 yards for a touchdown.

From there, the Lobo defense was stout, forcing two more punts and allowing just a 1-yard touchdown on fourth-and-goal at the 11:47 mark of the second quarter. Notre Dame then moved well into the lead with three straight long scoring passes. First Avery Davis took a forward toss on a jet sweep for a 59-yard touchdown, and then Javon McKinley broke several tackles on a 65-yard pass. Chase Claypool also scored on a 37-yard touchdown.

UNM was hampered by three interceptions from Jones, who was 4-for-15 passing for 19 yards. He was replaced by Tevaka Tuioti in the second half, and Tuioti showed why he was the presumptive quarterback heading in to the season, moving UNM well, although UNM turned the ball over on downs at the Notre Dame 35-yard line on one drive, and suffered a fumble and a 28-yard loss on a field goal attempt when the snap sailed over holder Tyson Dyer's head.

UNM's major highlight came from the smallest guy on the field. Bryson Carroll, who led UNM in rushing with xx yards on just x carries, scampered for 47 yards and a touchdown with just 29 seconds left in the first half. It was Carroll's first career touchdown. In the fourth quarter, Bobby Cole scored on his first career touch, a brilliant 37-yard run to the corner of the end zone.

Tyson Dyer had a solid day punting the football, averaging 46.5 yards per punt with three inside the 20-yard line. He also had his first career rush, faking a punt and running two yards for a first down.

Score by Quarters	1	2	3	4	Total
New Mexico	0	7	0	7	14
Notre Dame	7	31	14	14	66

Qtr	Time	Scoring play
1st	10:09	ND - K. HAMILTON 34 yd interception return (J. DOERER kick)
2nd	11:47	ND - I. BOOK 1 yd run (J. DOERER kick), 10-49 3:59
	06:34	ND - A. DAVIS 59 yd pass from I. BOOK (J. DOERER kick), 1-59 0:10
	03:21	ND - J. MCKINLEY 65 yd pass from I. BOOK (J. DOERER kick), 2-80 0:28
	01:50	ND - C. CLAYPOOL 37 yd pass from I. BOOK (J. DOERER kick), 2-54 0:11
	00:29	NM - CARROLL, Bryson 47 yd run (SHELLEY, Andrew kick), 5-75 1:21
	00:00	ND - J. DOERER 36 yd field goal, 4-46 0:29
3rd	13:24	ND - C. FINKE 54 yd pass from I. BOOK (J. DOERER kick), 2-60 0:39
	07:19	ND - J. MCKINLEY 20 yd pass from I. BOOK (J. DOERER kick), 6-65 1:58
4th	14:25	ND - C. FLEMISTER 1 yd run (H. LEONARD kick), 9-58 4:01
	07:14	ND - B. LENZY 22 yd pass from B. CLARK (H. LEONARD kick), 10-88 3:49
	06:26	NM - COLE, Bobby 37 yd run (SHELLEY, Andrew kick), 2-75 0:48

	NM	ND
FIRST DOWNS	22	25
RUSHES-YARDS (NET)	46-212	38-157
PASSING YDS (NET)	151	434
Passes Att-Comp-Int	29-10-3	27-17-0
TOTAL OFFENSE PLAYS-YARDS	75-363	65-591
Fumble Returns-Yards	0-0	1-9
Punt Returns-Yards	2-2	2-17
Kickoff Returns-Yards	2-30	2-64
Interception Returns-Yards	0-0	3-36
Punts (Number-Avg)	6-46.5	4-40.8
Fumbles-Lost	1-1	0-0
Penalties-Yards	5-39	7-53
Possession Time	35:06	24:54
Third-Down Conversions	4 of 18	1 of 10
Fourth-Down Conversions	1 of 3	5 of 5
Red-Zone Scores-Chances	0-1	4-4
Sacks By: Number-Yards	1-7	0-0

RUSHING: New Mexico-CARROLL, Bryson 6-69; COLE, Bobby 1-37; JONES, Sheriron 8-23; DAVIS, Ahmari 9-22; VIGILANT, Daevon 3-19; MORAN, Kentrail 5-16; JONES, Javohn 5-15; HALL, Trae 2-15; JOHNSON, Lawrence 3-9; GRIFFIN IV, Jay 1-8; TUIOTI, Tevaka 1-5; DYER, Tyson 1-2; TEAM 1-minus 28. Notre Dame-1. BOOK 9-46; K. WILLIAMS 4-26; B. CLARK 4-24; P. JURKOVEC 3-17; T. JONES 6-17; B. LENZY 1-14; M. ASSAF 3-8; L. KEYS III 1-7; C. FLEMISTER 7-minus 2.

PASSING: New Mexico-JONES, Sheriron 4-15-3-19; TUIOTI, Tevaka 6-13-0-132; DRENNAN, Q 0-1-0-0. Notre Dame-1. BOOK 15-24-0-360; P. JURKOVEC 1-2-0-52; B. CLARK 1-1-0-22.

RECEIVING: New Mexico-GRIFFIN IV, Jay 3-27; MOLINA, Aaron 2-79; LILLY, Elijah 1-24; JONES, Jr., Jeffrey 1-8; CARROLL, Bryson 1-7; JONES, Javohn 1-6; VIGILANT, Daevon 1-0. Notre Dame-C. CLAYPOOL 4-96; J. MCKINLEY 2-85; B. LENZY 2-74; C. FINKE 2-57; L. KEYS III 2-20; A. DAVIS 1-59; T. TREMBLE 1-29; T. JONES 1-6; B. WRIGHT 1-5; K. WILLIAMS 1-3.

INTERCEPTIONS: New Mexico-None. Notre Dame-K. HAMILTON 1-34; J. ELLIOTT 1-2; S. CRAWFORD 1-0.

FUMBLES: New Mexico-TEAM 1-1. Notre Dame-None.

New Mexico (1-1) vs. Notre Dame (2-0)
Date: Sep 14, 2019 • Site: Notre Dame, IN • Stadium: Notre Dame Stadium
Attendance: 77622

Kickoff time: 2:42 pm • End of Game: 6:05 pm • Total elapsed time: 3:23
Officials: Referee: Jeff Maconaghy; Umpire: Mark Wilson; Linesman: Brian Perry;
Line judge: James Andrick; Back judge: Robert Luklan; Field judge: Ryan Flynn;
Side judge: George Liotus; Center judge: Sean Geraghty;
Temperature: 75 • Wind: W 9 mph • Weather: Sunny