

NEVADA WOLF PACK

2019 FOOTBALL GAME NOTES

11 BOWL GAMES IN PAST 14 YEARS
14 CONFERENCE CHAMPIONSHIPS
52 ALL-AMERICANS

TRACK THE PACK

TELEVISION

- ESPNU
- Clay Matvick (Play-By-Play)
- Ryan Leaf (Color Analyst)

ON RADIO

Wolf Pack Radio Network - 94.5 FM
SiriusXM Ch. 981
TuneIn App

- John Ramey (Play-By-Play)
- Mike Edwards (Color Analyst)

- Pregame show with the broadcast crew begins 60 minutes prior to kickoff

ONLINE

NevadaWolfPack.com

- Live statistics & postgame coverage

TWITTER

- Official Twitter: @NevadaWolfPack
- Football Twitter: @NevadaFootball

STATS OF THE WEEK

- Wolf Pack senior WR Kaleb Fossum eclipsed 1,000 receiving yards for his career at Utah State and reached 100 receptions at Wyoming.
- Nevada and New Mexico have not faced one another since the 2016 season.

2019 SCHEDULE

DATE	OPPONENT	TIME/RESULT
Aug. 30Purdue W, 34-31
Sept. 7at No. 16/18 Oregon L, 77-6
Sept. 14Weber State W, 19-13
Sept. 21at UTEP W, 37-21
Sept. 28Hawai'i* L, 54-3
Oct. 12SJSU* W, 41-38
Oct. 19at Utah State* L, 36-10
Oct. 26at Wyoming* L, 31-3
Nov. 2New Mexico* 7:30 p.m.
Nov. 9at San Diego State*7:30 p.m.
Nov. 23at Fresno State*TBA
Nov. 30UNLV* 12 p.m.

*Mountain West game
All times Pacific/subject to change

MOUNTAIN WEST STANDINGS

WEST DIVISION				
	Conf.	Pct.	Total	Pct.
San Diego St.	4-1	.800	7-1	.875
Hawai'i	2-2	.500	5-3	.625
Fresno State	1-2	.333	3-4	.429
San Jose State	1-3	.250	4-4	.500
Nevada	1-3	.250	4-4	.500
UNLV	0-4	.000	2-6	.250
MOUNTAIN DIVISION				
	Conf.	Pct.	Total	Pct.
Boise State (21/22)	3-0	1.000	6-1	.857
Air Force	4-1	.800	6-2	.750
Wyoming	3-1	.750	6-2	.750
Utah State	3-1	.750	4-3	.571
Colorado State	2-2	.500	3-5	.375
New Mexico	0-4	.000	2-6	.250

GAME NOTES | NEVADA VS. NEW MEXICO | GAME #9

Game Information

Date:.....Saturday, Nov. 2, 2019
Kickoff:..... 7:30 p.m. PT
Stadium:.....Mackay Stadium
Location:.....Reno, Nev.
Capacity:.....27,000
Surface:.....FieldTurf
Series:.....Series tied 3-3-1
Last Meeting:.....Nov. 5, 2016; L, 35-26
TV:.....ESPNU
Radio:.....Wolf Pack Radio Network
.....(Flagship: ESPN Radio 94.5 FM)
Live Stats:.....nevadawolfpack.com/football

Nevada Wolf Pack

Record 4-4, 1-3 MW
Ranking (AP/Coaches) --/--
Streak L2
Last result L, 31-3 at Wyoming
Head Coach Jay Norvell
Record at Nevada 15-18



New Mexico Lobos

Record 2-6, 0-4 MW
Ranking (AP/Coaches) --/--
Streak L5
Last result L, 45-31 vs. Hawai'i
Coach Bob Davie
Record at UNM 35-60



WOLF PACK READIES TO HOST NEW MEXICO

Nevada returns home to Mackay Stadium for the first time since Oct. 12 to play host to Mountain Division foe New Mexico this Saturday, Nov. 2 ... Kickoff is set for 7:30 p.m. PT at Mackay Stadium between the Wolf Pack (4-4, 1-3 MW) and Lobos (2-6, 0-4 MW) ... The game can be seen on ESPNU with Clay Matvick (play-by-play) and Ryan Leaf (analyst) on the call ... The Wolf Pack Radio Network will call the game as well on 94.5 FM with John Ramey (play-by-play) and Mike Edwards (analyst) in the booth, with the 60-minute pregame show to begin at 6:30 p.m. PT ... Live stats are available for the game at NevadaWolfPack.com/football ... Saturday's contest marks the first game between these two programs since November of 2016 when the Lobos pulled out a 35-26 win in Albuquerque ... The Wolf Pack returns home to Mackay Stadium for this weekend's contest, where it is 3-1 this season ... At 4-4, Nevada remains in a hunt for bowl eligibility, needing to win two of its last four games.

NEVADA DEPTH CHART VS. NEW MEXICO

LT 72 .. Miles Beach..... 6-4 .. 280..... Jr.	DE 98 Sam Hammond6-5 ... 275..... Jr.
69Trey Price6-6...300.....So.	53 Zak Mahannah6-2275 Jr.
LG 67 .. Gray Davis.....6-4 .. 305..... So.	NT 54 Chris Green.....6-2 ... 305..... Jr.
54Jermaine Ledbetter.....6-3...310..... Jr.	96 Hausia Sekona6-0 ...280 Sr.
C 55 .. Tyler Orsini 6-2 .. 300..... Jr.	DT 96 Hausia Sekona6-0 ... 280..... Sr.
70Nathan Edwards.....6-4...290..... Jr.	-or- 99 Dom Peterson6-0 ... 295..... So.
RG 65 .. Aaron Frost.....6-5 .. 290..... So.	LB 7 Gabriel Sewell6-0 ... 245..... Sr.
79Moses Landis.....6-3...300.....So.	17 James Fotofili6-0220 So.
RT 76 .. Nate Brown 6-4 .. 300..... Jr.	LB 30 Lawson Hall6-0 ... 230..... Jr.
52Cole Watts6-6...300.....Fr.	50 Lamin Touray6-0240 So.
WR-X 4 Elijah Cooks 6-4 .. 215..... Jr.	LB 16 Maliek Broady5-11 . 225..... Sr.
14Dominic Christian6-1...195.....Sr.	52 Kyle Adams5-11 ...225 Sr.
WR-H 3 Kaleb Fossum 5-9 .. 190..... Sr.	CB 25 Daniel Brown5-11 . 180..... Sr.
10Ben Putman5-9...185.....Sr.	-or- 1 Berdale Robins.....5-9 ... 180..... Jr.
1Melquan Stovall5-8...185.....Fr.	SAF 6 Tyson Williams5-9 ... 195..... So.
TE-Y 31 .. Reagan Roberson 6-1 .. 250..... Jr.	13 Jordan Lee5-11 ...200 So.
-or- 9 Crishaun Lappin 6-0 .. 245..... So.	SAF 28 Austin Arnold5-10 . 190..... Jr.
-or- 15 .. Henry Ikaiahifo 6-1 .. 270..... Fr.	33 JoJuan Claiborne.....5-11 ...185 So.
WR-Z 7 Romeo Doubs 6-2 .. 195..... So.	SAF 5 Emany Johnson.....6-2 ... 210..... Sr.
19Cole Turner.....6-6...225.....So.	12 Mar'Quette Jackson5-11 ...210 Jr.
18John Humphrey5-11 .185.....Sr.	CB 4 E.J. Muhammad5-11 . 190..... Sr.
RB 35 .. Toa Taua 5-9 .. 210..... So.	15 Jaden Dedman5-9175 RS-Fr.
2Devonte Lee5-8...230.....So.	P 35 Quinton Conaway6-0 ... 205..... Sr.
23Kelton Moore5-11 .225.....Sr.	K 43 Brandon Talton5-8 ... 165..... Fr.
-or- 20 Roger Neal.....5-9...220..... Jr.	
QB 12 .. Carson Strong..... 6-4 .. 220..... RS-Fr.	
-or- 13 .. Cristian Solano 6-2 .. 195..... Sr.	
8Kaymen Cureton.....6-0...205.....So.	
-or- 6Hamish McClure.....5-11 .190.....So.	

NEVADA COMMUNICATIONS

Legacy Hall/MS 232
Reno, NV 89557-2232

CHAD HARTLEY: Associate AD, Communications, hartleyc@unr.edu | JACK KUESTERMEYER: Director, jkuester@unr.edu

KATIE RIHN: Assistant Director, krihn@unr.edu | JOSIE COPLEY: Assistant Director, jcopley@unr.edu

HUGH TOMASELLO: Graduate Assistant, htomasello@nevada.unr.edu | CHERYL MONACO: Intern, cmonaco@nevada.unr.edu



2019 NEVADA WOLF PACK FOOTBALL — MEDIA INFORMATION



MEDIA SCHEDULE - Monday-Sunday, Oct. 28 - Nov. 3

MONDAY, OCT. 28 • 9:35 - 10:41 a.m. • 11 a.m. -- Press Conference, Lawlor Events Center	TUESDAY, OCT. 29 • 8:20 - 10:42 a.m. Open Practice	WEDNESDAY, OCT. 30 • Closed practice Wolf Pack Coaches Show; 6 p.m.	THURSDAY, OCT. 31 • Closed practice	FRIDAY, NOV. 1 • Closed practice	SATURDAY, NOV. 2 • Nevada vs. New Mexico; 7:30 p.m. PT Postgame in Cashell Fieldhouse	SUNDAY, NOV. 3 • Player's day off; No scheduled availability
----------------------------------------------------------------------------------------------------------------	-----------------------------------------------------------------	-----------------------------------------------------------------------------------------	-----------------------------------------------	--------------------------------------------	-----------------------------------------------------------------------------------------------------------	---------------------------------------------------------------------------

QUICK FACTS

Location Reno, Nev.
 Founded 1874
 Enrollment 21,657
 Nickname Wolf Pack (two words)
 Colors Navy Blue & Silver
 Conference Mountain West
 President Dr. Marc Johnson
 Director of Athletics Doug Knuth
 Athletic Dept. Phone (775) 784-6900
 Stadium Mackay Stadium
 Capacity (Surface) 27,000 (FieldTurf)
 Press Box Phone (775) 784-6545
 Head Coach Jay Norvell (Iowa '86)
 Career Record 15-18 (Third season)

Football Information

2018 Record 8-5 Overall, 5-3 (2nd, MW - West)
 Basic Offense; Defense Air Pistol, 3-3-5
 Starters Ret. (Off/Def/Kickers) 13 (7/5/1)
 Lettermen Ret. (Off/Def/Kickers) 43 (21/21/1)
 First Year of Football 1896
 All-Time Record 551-488-33
 All-Time FBS Record 175-155
 All-Time Mountain West Record 26-30
 Bowl Appearances 16
 Last Bowl Appearance 2018 Arizona Bowl

Assistant Coaches

Angus McClure (2nd season) Asst. HC/OL
 Jeff Casteel (3rd season) DC/LBs
 Matt Mumme (3rd season) OC/QBs
 Mike Chamoures (2nd season) Safeties
 Timmy Chang (3rd season) Tight Ends
 David Lockwood (2nd season) Secondary
 Tommy Perry (3rd season) Special Teams
 Eric Scott (3rd season) Wide Receivers
 Jackie Shipp (1st season) Defensive Line
 Vai Taua (1st season; 3rd overall) ... Running Backs
 Korey Rush (1st season) GA - Defense
 Chad Savage (2nd season) GA - Offense
 Gunnar White (2nd season) GA - Offense
 Clayton Webb (2nd season) QC - Offense
 Jimbo Davis (2nd season) QC - Special Teams
 Jack Ray (1st season) QC - Special Teams
 Ben Bezilla (2nd season) QC - Defense
 Charlie Rizzo (1st season) QC - Defense

Support Staff

Vince Hug Dir. of Football Operations
 Nicole Wadden Asst. Dir. of Football Ops
 Lucas Gauthier Dir. of Player Personnel
 Colton Bosnos Asst. Dir. of Player Personnel
 Kyle Pulek Graphic Design Coordinator
 Jordon Simmons Strength/Conditioning Coach
 Spencer Hiett Sports Medicine
 Andrew Caudill Asst. AD, Academics
 Kaleb Daws Equipment Operations
 Ryan Mitchell Sr. Associate Dir. Intercollegiate Services
 Amy Engelbert Asst. AD, Ticket Operations
 Al King Video Coordinator
 Cindy Breeden Administrative Assistant

COMMUNICATIONS

Chad Hartley Assoc. AD, Communications
 E-mail hartleyc@unr.edu
 Cell (775) 229-5513
 Katie Rihn Asst. Director, Communications
 Email krihn@unr.edu
 Cell (412) 719-0168
 Hugh Tomasello Graduate Assistant
 Email htomasello@nevada.unr.edu

INTERVIEW POLICY

All interview arrangements must be made through the Nevada Communications office. Please check with the athletic communications office for any changes to the weekly schedule, including practice times. Student-athletes are generally not available for telephone interviews unless pre-arranged through the Nevada Communications office.

Coach Jay Norvell and selected student-athletes will be available on a weekly basis at a press conference on Mondays, beginning at 11 a.m. Requests for student-athletes for the press conference must be submitted no later than 3 p.m. on Sundays to the Nevada Communications office.

Generally, the Nevada Communications office will live-stream the Monday press conference via the Mountain West Network and archives will be available shortly after the conclusion of the press conference.

CREDENTIALS

All requests for credentials & parking passes for Wolf Pack football games should be made through the Nevada Communications Office no later than 48 hours before game time. Please email credential requests to Jack Kuestermeyer (jkuester@unr.edu). Media can reach the Mackay Stadium press box (second level on the west side of the stadium) by using the elevator or the stairways on the north and south ends of the building.

LIVE STATISTICS

In-game statistics will be provided by Sidearm Stats this season, and will be available to the media during games at the following link: <http://nevadawolfpack.com/footballis>

COLLEGE PRESS BOX.COM

Collegepressbox.com is the official media website for Division I football. Access and download weekly game notes, quotes, statistics, media guides, headshots, logos and more for each conference and its member schools. Login information will be distributed to accredited media or you can apply for a password by sending an e-mail to: password@collegepressbox.com.

WEEKLY RADIO SHOW

Jay Norvell's weekly radio show with John Ramey is live from Bully's Sports Bar on Robb Drive on Wednesday evenings from 6-7 p.m. It is available in Northern Nevada on ESPN Radio 94.5 and an archive will be posted on NevadaWolfPack.com/ audio within 24 hours. In addition to Norvell, Ramey will interview assistant coaches and players on the show.

POSTGAME INTERVIEWS

In general, no coaches or student-athletes are available to media on the field or en route to the locker room, with the exception of the live, originating television broadcast if pre-arranged. Nevada's locker room is closed to the media. Interview requests should be submitted to Chad Hartley of the Nevada Communications office no later than the five-minute mark of the fourth quarter. Assistant coaches are not available after games. Generally, the Nevada Communications office will live-stream the post-game press conference via the Mountain West Network and archives will be available shortly after the conclusion of the press conference.

HOME GAMES

Postgame interviews will be conducted in the weight room in Cashell Fieldhouse. Coach Norvell will be available to media after the NCAA's 10-minute cooling off period, followed by selected student-athletes.

ROAD GAMES

Norvell and selected student-athletes will be available in the designated visiting media interview area after the cooling off period.

MEDIA WORK AREA

The Paul R. Stuart Press Box in Mackay Stadium has wireless, ethernet and phone lines available during the game and up to one and half hours after the conclusion of each game. The postgame interview area in Cashell Fieldhouse is similarly equipped. Media may work in either location but are asked to work in the Cashell location if working more than 90 minutes post-game. The Mackay press box will also serve as a game and media operations location post-game so the Cashell location will likely be a quieter work environment after the conclusion of the press conference.

THE GRITIRON LUNCHEON

Nevada head coach Jay Norvell and selected players will be available at the Wolf Pack's Gritiron luncheon. Three luncheons will take place throughout the season; Monday, Sept. 16, Monday, Oct. 14 and Monday, Nov. 18 all held at the Basin Street Club at Mackay Stadium. Doors open at 11:30 a.m. and the cost is \$20. This luncheon is open to the media and general public.

PARKING

Media parking permits for gameday are available via the Nevada Communications Office are generally for level two of the West Stadium Parking Complex. Local television satellite trucks have designated parking near the main (southwest) entrance to the stadium. These trucks must be in place at least two hours before game time and cannot leave while crowds are present outside the stadium.

POSTGAME ESCORT

For all media members covering the Wolf Pack this season who would like to be escorted back to their vehicle when leaving Mackay Stadium, please contact Chad Hartley or Katie Rihn.

CLEAR BAG POLICY

The University of Nevada, in an effort to provide a safer environment for the public and to expedite entry into the athletic venues, has implemented a new policy limiting the size and type of bag allowed for all events.

Approved Bags:

- Clear plastic, vinyl, or PVC tote bags that do not exceed 12" x 6" x 12"
- One-gallon clear plastic storage bags
- Small Clutch Purses 4.5" X 6.5" or smaller

Exceptions: An exception will be made for medically necessary items and diaper bags after proper inspection. These bags will be tagged to inform venue security that the bag has been cleared by the gate inspection member and to limit any disturbance to the patron once inside the stadium. Accredited media may bring bags for working purposes into the facility but must enter at the press box elevator or gate 2 on the west side of the stadium and make bags available for search.



2019 NEVADA WOLF PACK FOOTBALL — GAME NOTES



HEAD COACH JAY NORVELL (@CoachJayNorvell)



Jay Norvell, an innovative offensive mind and former All-Big Ten defensive back as a player, is in his third season as the head coach of the Nevada Wolf Pack football team after producing one of the top turn-around seasons in the history of the program and one of the best in the country during the 2018 campaign.

Norvell guided the Wolf Pack to an 8-5 overall mark in 2018 and produced what had only been done five other times in school history: -- winning a bowl game. Nevada put a cap on a memorable season with a 16-13 come-from-behind overtime victory in the NOVA Home Loans Arizona Bowl to beat Arkansas State. The dramatic win gave Nevada a plus-five improvement on the win total from 2017 to 2018 and showed that the foundation laid in Norvell's first year has the program poised for greater heights.

In 2018, Norvell also saw 10 Nevada players honored by the league's postseason awards, the second most in school history. That group was highlighted by the Pack's first-ever "Of The Year" winner as running back Toa Tava was named the conference's Freshman of the Year after a breakout campaign. Defensive end Korey Rush and linebacker Malik Reed were named First Team All-Mountain West and seven other players were honored by the league.

With another strong recruiting class entering in 2019, Norvell has the Pack headed to new heights in the Mountain West.

In year one, Norvell established a foundation for his vision of the program, installing new systems on offense, defense and special teams. The foundation was cemented in the final game of the season as Norvell led the Wolf Pack to a 23-16 victory over UNLV in the Battle of the Fremont Cannon to retain possession of the Fremont Cannon.

Overall, the record was 3-9 with three of the Pack's losses coming by an average of just four points. Norvell's first career victory as a head coach came at Mackay Stadium on Oct. 7, 2017 when the Pack topped Hawai'i 35-21. That victory launched a seven-game stretch where Nevada closed the 2017 season scoring more than 34 points per game and capturing three victories.

The laying of the foundation for Norvell's program including overhauls in all three phases of the game. An entirely new coaching staff installed a version of the Air Raid system on offense that includes a power run facet and the attacking 3-3-5 stack defensive scheme.

The building season was then punctuated in three notable ways:

- Eight Wolf Pack players were named to the All-Mountain West teams including first-teamers Austin Corbett and Malik Reed.
- Norvell and his staff then brought in one of the top recruiting classes in the Mountain West, signing 16 in the new early signing period and adding nine more in February for a 25-player class that could be one of the best in school history.
- The Pack saw Corbett become the second-highest draft pick in school history when Cleveland selected the local product with the 33rd overall pick in the NFL Draft.

Norvell was hired as the 26th head football coach in Nevada program history on Dec. 9, 2016, ushering in a new era of Wolf Pack football.

The appointment marked the first head coaching tenure for Norvell, but he arrived at Nevada well versed in the game of football, bringing a resume at the time that included a 31-year coaching career that spans college football's top levels and the National Football League. Norvell, 53, has coached in both the BCS National Championship Game with the Oklahoma Sooners and Super Bowl XXXVII with the Oakland Raiders.

Throughout his three decades of coaching, he has stops at Iowa, Northern Iowa, Wisconsin, Iowa State, the Indianapolis Colts, the Oakland Raiders, Nebraska, Oklahoma, Texas, UCLA, and most recently, Arizona State.

An All-Big 10 defensive back during a stellar playing career at Iowa, Norvell has made his coaching mark on the other side of the ball, coordinating offensive schematics while at Oklahoma, Texas and Arizona State. He's tutored a number of top players, including NFL wide receivers Kenny Stills, Sterling Shepard and Marvin Harrison as well Ryan Broyles, who left Oklahoma as the NCAA's all-time receptions leader.

Throughout his career Norvell has had a hand in postseason football as well with 14 bowl game appearances, including the 2009 National Championship, four NFL playoff games and the Super Bowl appearance.

A 1986 graduate of Iowa, Norvell was an All-Big Ten defensive back and recorded a league-high seven interceptions in 1985 as he helped the Hawkeyes put together a 10-2 record, a conference championship and a spot in the Rose Bowl. He was a member of the Chicago Bears in 1987 before he began his coaching career as a graduate assistant at his alma mater.

Norvell, who hails from Madison, Wis., has a wife, Kim, and son, Jaden. He is the author of a book, "Complete Wide Receiver," which was published in 2012.

THE NORVELL FILE

COACHING EXPERIENCE

2017-.....	Nevada	Head Coach
2016	Arizona State..	WRs/Passing Coor.
2015	Texas	WRs
2011-14.....	Oklahoma.....	Co-OC/WRs
2008-10.....	Oklahoma.....	Asst. OC/WRs
2007	UCLA	OC/QBs
2004-06.....	Nebraska.....	OC/QBs
2002-03.....	Oakland Raiders	TEs
1998-2001	Indianapolis Colts.....	WRs
1995-97	Iowa State.....	Asst. HC/QBs/WRs
1989-94.....	Wisconsin	OL/WRs/ST
1988	Northern Iowa	WRs
1986-87	Iowa.....	GA (Offense)

EDUCATION

B.A., University of Iowa, 1986

PLAYING EXPERIENCE

University of Iowa (1983-86)

RECORD AT NEVADA

Year..... W-L..... Conf.... Place..... Bowl

2017.....	3-9.....	3-5.....	4th (West).....	n/a
2018.....	8-5.....	5-3.....	2nd (West).....	W
2019.....	4-4.....	1-3.....	--	--

Overall.. 15-18.. 9-11

ASSISTANT COACHING RECORDS

Year	School	Ovr.	Bowl
2016	Arizona State	5-7	--
2015	Texas	5-7	--
2014	Oklahoma	8-5	Russell Athletic Bowl (L)
2013	Oklahoma	11-2	Sugar Bowl (W)
2012	Oklahoma	10-3	Cotton Bowl (L)
2011	Oklahoma	10-3	Insight Bowl (W)
2010	Oklahoma	12-2	Fiesta Bowl (W)
2009	Oklahoma	8-5	Sun Bowl (W)
2008	Oklahoma	12-2	BCS Championship (L)
2007	UCLA	6-7	Pioneer Las Vegas Bowl (L)
2006	Nebraska	9-5	Cotton Bowl (L)
2005	Nebraska	8-4	Alamo Bowl (W)
2004	Nebraska	5-6	--
2003	NFL		
2002	NFL		
2001	NFL		
2000	NFL		
1999	NFL		
1998	NFL		
1997	Iowa State	1-10	--
1996	Iowa State	2-9	--
1995	Iowa State	3-8	--
1994	Wisconsin	8-3-1	Hall of Fame Bowl (W)
1993	Wisconsin	10-1-1	Rose Bowl (W)
1992	Wisconsin	5-6	--
1991	Wisconsin	5-6	--
1990	Wisconsin	1-10	--
1989	Wisconsin	2-9	--
1988	Northern Iowa	5-6	--
Total	29 seasons	151-126-2	



2019 NEVADA WOLF PACK FOOTBALL — GAME NOTES



TALE OF THE TAPE

STATISTIC.....	NEV (RK.).....	UNM (RK.).....
Total Off.....	357.1 (100).....	428.0 (46)
Rushing Off.....	127.4 (110).....	211.6 (25)
Passing Off.....	229.8 (67).....	216.4 (85)
Team Pass Eff.....	109.8 (118).....	111.5 (114)
Scoring Off.....	19.1 (117).....	25.1 (93)
Total Def.....	421.8 (93).....	505.3 (129)
Rushing Def.....	149.6 (54).....	160.4 (69)
Passing Def.....	272.1 (113).....	344.9 (130)
Def. Pass Eff.....	154.4 (118).....	162.4 (126)
Scoring Def.....	37.6 (125).....	37.6 (125)
Turnover Margin.....	-0.50 (100).....	-1.5 (127)
3rd Down Conv.....	38.2 (75).....	33.6 (115)
4th Down Conv.....	41.7 (99).....	45.5 (85)
3rd Down Def. Conv.....	33.7 (35).....	38.2 (66)
4th Down Def. Conv.....	68.8 (113).....	68.8 (113)
First Downs Off.....	148 (97).....	172 (51)
First Downs Def.....	165 (71).....	184 (112)
Red Zone Off.....	80.8 (85).....	70.4 (123)
Red Zone Def.....	86.7 (96).....	82.1 (55)
Sacks.....	1.5 (118).....	2.2 (58)
TFL.....	4.8 (108).....	5.6 (78)
Interceptions.....	9 (15).....	2 (125)
Fumbles Recovered.....	6 (32).....	5 (56)
Punting.....	35.7 (113).....	42.4 (14)
Punt Returns/Avg.....	3.7 (117).....	6.5 (74)
Punt Return Def.....	6.8 (58).....	4.6 (29)
Kickoff Returns/Avg.....	19.9 (81).....	26.2 (11)
Kickoff Return Def.....	20.8 (67).....	27.0 (126)
Penalties YPG.....	69.5 (117).....	66.2 (101)
TOP/PG.....	32:12 (21).....	29:11 (84)

SERIES HISTORY

Series tied 3-3-1...

- Nevada record at home: 2-0-1
- Nevada record away: 1-2
- Longest NEV streak: W3
- Longest UNM streak: n/a

Nov. 5, 2016.....	L, 35-26.....	Albuquerque
Oct. 10, 2015.....	W, 35-17.....	Reno
Nov. 17, 2012.....	W, 31-24.....	Albuquerque
Oct. 15, 2011.....	W, 49-7.....	Reno
Dec. 22, 2007.....	L, 0-23.....	Albuquerque
Oct. 31, 1942.....	T, 0-0.....	Reno
Nov. 1, 1941.....	L, 7-26.....	Albuquerque

GAME NOTES | NEVADA VS. NEW MEXICO | GAME #9

NEVADA WOLF PACK (4-4, 1-3)

Location:Reno, Nev.
 Founded:1874
 Enrollment:21,657
 Conf./Div.:Mountain West/FBS
 Ranking (AP/Coaches):--/--
 All-Time Record:555-492-33
 Bowl Appearances:16 (6-10)
 Head Coach:Jay Norvell
 Career Record:15-18 (3rd season)
 at Nevada:15-18 (3rd season)
 2018 Record:8-5, 5-3

2019 SCHEDULE (PT)

8/30.....PURDUE.....W, 34-31
 9/7.....at #16/18 Oregon.....L, 77-6
 9/14.....WEBER STATE.....W, 19-13
 9/21.....at UTEP.....W, 37-21
 9/28.....HAWAII*.....L, 54-3
 10/12.....SJSU*.....W, 41-38
 10/19.....at Utah State*.....L, 36-10
 10/26.....at Wyoming*.....L, 31-3
 11/2.....NEW MEXICO*.....7:30 p.m.
 11/9.....at San Diego State*.....7:30 p.m.
 11/23.....at Fresno State*.....TBA
 11/30.....UNLV*.....12 p.m.

STATISTICAL LEADERS

Passing

Name.....	C-ATT-INT.....	YDS.....	TD.....
C. Strong.....	106-174-6.....	976.....	3
M. Henry.....	42-78-7.....	593.....	1

Rushing

NAME.....	ATT.....	YDS.....	AVG./G.....	TD.....
T. Taua.....	126.....	534.....	66.8.....	4
C. Solano.....	26.....	146.....	23.0.....	0

Receiving

NAME.....	NO.....	YDS.....	AVG./C.....	TD.....
E. Cooks.....	36.....	424.....	11.8.....	4
K. Fossum.....	26.....	251.....	9.7.....	0
R. Doubs.....	24.....	407.....	17.0.....	1
T. Taua.....	19.....	140.....	7.4.....	0

Defensive

NAME.....	TKLS.....	TFL.....	FF/FR.....	INT.....
T. Williams.....	47.....	1.0.....	0/0.....	1
L. Hall.....	37.....	2.5.....	0/0.....	1
E. Muhammad.....	33.....	0.5.....	1/1.....	0
G. Sewell.....	33.....	4.0.....	1/0.....	0
E. Johnson.....	30.....	1.0.....	0/0.....	0
A. Arnold.....	29.....	0.0.....	0/0.....	1

NEW MEXICO LOBOS (2-6, 0-4)

Location:Albuquerque, N.M.
 Founded:1889
 Enrollment:25,015
 Conf./Div.:Mountain West/FBS
 Ranking (AP/Coaches):--/--
 All-Time Record:n/a
 Bowl Appearances:n/a
 Head Coach:Bob Davie
 Career Record:70-85 (13 seasons)
 at New Mexico:35-60 (8 seasons)
 2018 Record:3-9

2019 SCHEDULE (MT)

8/31.....SAM HOUSTON STATE.....W, 39-31
 9/14.....at #7 Notre Dame.....L, 66-14
 9/21.....NEW MEXICO STATE.....W, 55-52
 9/28.....at Liberty.....L, 17-10
 10/4.....at SJSU*.....L, 32-21
 10/11.....COLORADO STATE*.....L, 35-21
 10/19.....at Wyoming*.....L, 23-10
 10/26.....HAWAII*.....L, 45-31
 11/2.....at Nevada*.....8:30 p.m.
 11/9.....AIR FORCE*.....12 p.m.
 11/16.....at Boise State*.....TBA
 11/30.....UTAH STATE*.....2 p.m.

STATISTICAL LEADERS

Passing

Name.....	C-ATT-INT.....	YDS.....	TD.....
T. Tuioti.....	66-127-6.....	1013.....	7
S. Jones.....	34-76-7.....	500.....	2

Rushing

NAME.....	ATT.....	YDS.....	AVG./G.....	TD.....
A. Davis.....	123.....	743.....	106.1.....	6
B. Carroll.....	79.....	454.....	64.9.....	2

Receiving

NAME.....	NO.....	YDS.....	AVG./C.....	TD.....
M. Williams.....	17.....	299.....	17.6.....	0
J. Kress.....	14.....	409.....	29.2.....	4
J. Griffin IV.....	13.....	118.....	9.1.....	0
A. Umeh.....	12.....	156.....	13.0.....	0

Defensive

NAME.....	TKLS.....	TFL.....	FF/FR.....	INT.....
A. Hart.....	55.....	7.0.....	0/0.....	0
A. Vainikolo.....	42.....	5.0.....	0/0.....	0
L. Beaton.....	40.....	0.0.....	1/0.....	0
J. Reed II.....	39.....	2.0.....	0/0.....	1
J. Hernandez.....	37.....	1.0.....	0/0.....	0
D. Rogers.....	34.....	0.0.....	1/2.....	0

LAST TIME THEY MET

These two teams met back in November of 2016 in Albuquerque where the Lobos pulled out a 35-26 victory over the Wolf Pack.

New Mexico QB Austin Apodaca accounted for two second-half touchdowns to help the Lobos. Apodaca hit Emmanuel Harris for a 44-yard touchdown in the third quarter and followed that up with a 4-yard run in the fourth quarter to seal the game.

And New Mexico came out strong after the extended break, scoring two quick touchdowns.

The Wolf Pack rallied for two scores of their own, but missed on an extra point, and failed on a 2-point try that would have tied it at 28-all midway through the fourth quarter.



2019 NEVADA WOLF PACK FOOTBALL — GAME NOTES



	Date	Opponent	Time/Result	TV	Series	Att.	Length	Note
	8/30	PURDUE	W, 34-31	CBS Sports Network	Tied, 1-1	20,144	3:58	Talton 56 yd FG for the win
	9/7	at Oregon	L, 77-6	Pac-12 Network	ORE, 7-1	50,920	3:14	Talton 2-for-2 on FG attempts
	9/14	WEBER ST.	W, 19-13	ESPN3	NV, 10-6	14,174	3:05	Talton scored 13 of Pack's 19 pts
	9/21	at UTEP	W, 37-21	ESPN3	NV, 3-1	10,493	2:55	Defense forced four turnovers
	9/28	HAWAII	L, 54-3	ESPN2	NV, 14-10	15,137	3:10	Talton now 10-for-10 on the year
	10/12	SJSU	W, 41-38	AT&T SportsNet	NV, 22-9-2	15,311	3:28	Doubs over 100 yards receiving
	10/19	at Utah St.	L, 36-10	ESPN U	NV, 18-7	15,240	3:34	Two turnovers for Pack defense
	10/26	at Wyoming	L, 31-3	AT&T SportsNet	WY, 5-3	16,126	2:49	Robins second straight game w/ pick
	11/2	NEW MEXICO	7:30 p.m.	ESPNU	Tied, 3-3-1	n/a	n/a	Just the eighth meeting overall
	11/9	at SDSU	7:30 p.m.	ESPN2	SDSU, 7-4	n/a	n/a	Pack earned first win since 2014 last year
	11/23	at Fresno St.	TBA	ESPN Networks	FS, 29-20-1	n/a	n/a	Bulldogs 2018 MW West Div. Champs
	11/30	UNLV	12 p.m.	TBA	NV, 26-18	n/a	n/a	Battle for the Fremont Cannon

HOME SWEET HOME

The Wolf Pack has won three of its four games in Mackay Stadium this season, boasting a 3-1 record after defeating Purdue 34-31, Weber State 19-13 and San Jose State 41-38. The Wolf Pack accumulated over 400 yards off offense in each of those wins.

HOT START

Nevada's 3-1 finish in nonconference play put it off to its best start since the 2014 season when it also began with the same record.

LAST TIME OUT

Nevada has suffered back-to-back losses for the first time all year after two tough road contests at Utah State and Wyoming. However, Nevada will look to get back on track this Saturday as it returns home to Mackay Stadium, where it is 3-1 this season, to face New Mexico. Against the Cowboys, Brandon Talton drilled his 14th field goal of the season for Nevada's only points on the afternoon. Defensive back Berdale Robins recorded his second interceptions in as many games, ensuring that Nevada has recorded at least one takeaway in 12 of its last 13 games.

DANCES WITH WOLVES

New Mexico will enter Mackay Stadium on Saturday night with a sense of urgency as they currently sit 0-4 in Mountain West play, being outscored 135-83 in four MW games. Over the course of the season, New Mexico has averaged 25 points per game while giving up 37 per game. The Lobos have put in a lot of their work on the ground, rushing for 1,693 yards this season led by Ahmari Davis, who has accumulated 743 on 123 attempts and six touchdowns. Davis is averaging over 106 per game this season. On defense, Alex Hart leads the team with 55 tackles while Jacobi Hearn leads the Lobos with six sacks. In terms of taking the ball away, the Lobos have only recorded two interceptions but five fumble recoveries.

NEVADA VS THE LOBOS

Things have been dead even between these two schools, having only met seven times in the past with an all-time series record of 3-3-1. Nevada has never lost at home to the Lobos, holding a 2-0-1 record in Mackay Stadium.

Nevada all-time against New Mexico

Date	Opponent	Location	Result
Nov. 5, 2016	New Mexico	Albuquerque, N.M.	L, 35-26
Oct. 10, 2015	New Mexico	Reno, Nev.	W, 35-17
Nov. 17, 2012	New Mexico	Albuquerque, N.M.	W, 31-24
Oct. 15, 2011	New Mexico	Reno, Nev.	W, 49-7
Dec. 22, 2007	New Mexico	Albuquerque, N.M.	L, 23-0
Oct. 31 1942	New Mexico	Reno, Nev.	T, 0-0
Nov. 1, 1941	New Mexico	Albuquerque, N.M.	L, 26-7

CAREER STARTS

Individual

Player	Starts	Consecutive
Kyle Adams (LB)	4	2
Austin Arnold (DB)	9	8
Miles Beach (OL)	10	8
Maliek Broady (LB)	2	--
Daniel Brown (DB)	20	--
Nate Brown (OL)	21	21
Dominic Christian (WR)	6	6
Elijah Cooks (WR)	14	8
Gray Davis (OL)	3	3
Romeo Doubs (WR)	14	3
Nathan Edwards (OL)	5	--
Kaleb Fossum (WR)	9	--
Aaron Frost (OL)	10	8
Chris Green (DT)	4	2
Lawson Hall (LB)	8	6
Sam Hammond (DE)	2	2
Malik Henry (QB)	2	--
Henry Ikahihifo (TE)	3	1
Mar'Quette Jackson (DB)	2	2
Daylon Johnson (DB)	1	--
Emany Johnson (DB)	6	--
Crishaun Lappin (TE)	4	--
Jermaine Ledbetter (OL)	1	--
Devonte Lee (RB)	1	--
Kaleb Meder (DE)	2	1
Kelton Moore (RB)	15	--
E.J. Muhammad (DB)	13	3
Jake Nelson (OL)	30	--
Brendan O'Leary-Orange (WR)	16	--
Tyler Orsini (OL)	3	3
Dom Peterson (DE)	17	--
Reagan Roberson (TE)	8	--
Berdale Robins (DB)	3	2
Hausia Sekona (DT)	34	--
Gabriel Sewell (LB)	44	18
Cristian Solano (QB)	2	--
Melquan Stovall (WR)	1	--
Carson Strong (QB)	5	1
Toa Taua (RB)	9	4
Kameron Toomer (DE)	6	--
Lucas Weber (LB)	16	--
Tyson Williams (DB)	11	9



NEVADA WHEN ...

	2019 Season	Under Norvell
At home.....	3-1	10-6
On road.....	1-3	4-12
In overtime.....	0-0	1-0
Coming off a loss.....	2-1	9-8
Coming off a win.....	2-3	5-9
Coming off a bye.....	0-0	1-1
On grass field.....	0-0	0-2
On artificial surface.....	4-4	15-16
Playing a Top 25-ranked team.....	0-1	0-2
Playing during day.....	2-1	8-7
Playing at night.....	2-3	7-11
When on TV		
-Conference Networks.....	0-1	1-4
-CBS Sports.....	1-0	3-5
-ESPN networks.....	2-2	8-6
- AT&T SportsNet.....	1-1	2-3
Scoring first.....	2-3	7-8
Opponent scores first.....	2-1	8-10
Leading after first.....	2-0	7-3
Trailing after first.....	2-4	5-11
Tied after first.....	0-0	3-4
Leading at halftime.....	2-0	10-2
Trailing at halftime.....	2-4	5-15
Tied at halftime.....	0-0	0-1
Leading after third.....	3-0	12-1
Trailing after third.....	1-4	2-16
Tied after third.....	0-0	1-1
Leading in rushing yards.....	4-0	12-4
Opponent leads in rushing.....	0-4	3-14
Producing a 100-yard rusher.....	2-0	6-4
Producing two 100-yard rushers... 0-0.....	0-0	0-0
Allowing a 100-yard rusher.....	0-2	4-8
Leading in passing yards.....	2-2	10-9
Opponents leads in passing.....	2-2	5-9
Producing a 300-yard passer.....	1-0	4-4
Allowing a 300-yard passer.....	2-2	2-5
Leading in total yards.....	3-0	11-4
Opponent leads in total yards.....	1-4	4-14
Forcing more turnovers.....	2-0	7-3
Opponent forces more turnovers.....	2-3	6-12
Tied in turnovers forced.....	0-1	2-3
Winning time of possession.....	2-3	8-7
Committing more penalties.....	3-3	8-4
Committing fewer penalties.....	1-0	7-11
Committing the same # of penalties.....	0-1	0-3
Game decided by 1-3 points.....	2-0	5-3
Game decided by 4-7 points.....	1-0	3-2
Game decided by more than 7 pts.....	1-4	7-13
Scoring 0-19 points.....	1-4	2-8
Scoring 20-29 points.....	0-0	4-7
Scoring 30-39 points.....	2-0	4-0
Scoring 40-plus points.....	1-0	5-3
Allowing 0-19 points.....	1-0	7-0
Allowing 20-29 points.....	1-0	5-1
Allowing 30-plus points.....	2-2	3-7
Allowing 40-plus points.....	0-2	0-10
Scoring a TD via defense/ST.....	1-0	4-0
Allowing a TD via defense/ST.....	0-3	1-7
Uniforms (Jersey/Pants)		
• Blue/Silver.....	3-0	9-4
• White/White.....	0-1	0-5
• White/Silver.....	1-2	4-8
• Silver/Silver.....	0-0	2-0
• Blue/Blue.....	0-1	0-1

QUARTERBACK CAROUSEL

After Malik Henry earned the start against San Jose State, Nevada has now started three different quarterbacks this season in eight contests. Carson Strong has started five, Malik Henry has started two and Cristian Solano has started one.

Strong was named the starting QB for week one midway through fall camp and led the Nevada offense against Purdue, making him the first freshman since Mo Jones in 1998 to get the nod under center in week one. Strong dazzled in his debut, completing 30-of-51 passes for 295 yards and three touchdowns, including orchestrating a game-tying and game-winning drive in a come-from-behind victory over Purdue to open the season. He threw for a career-high 299 yards against Weber State, making him 2-0 in Mackay Stadium to start his career before losing at home to Hawai'i.

To close the nonconference season at UTEP, Solano earned his second-career start and led Nevada to a 37-21 victory. In the contest, Solano threw for 182 yards and two touchdowns while leading the team with 100 rushing yards, the first Wolf Pack player to break the century mark this season.

Henry put teams on notice with his first FBS start against the Spartans, throwing for 352 yards and one touchdown that came on the first play of the second half as he found Romeo Doubs down the sideline for a 75-yard score. Of Henry's 22 completions, he spread the ball around to nine different receivers on the afternoon. Henry is now 1-1 in his career after orchestrating a 41-38 victory over San Jose State, but falling at Utah State this past Saturday.

QB COMPARISON

Name	Starts	TD-INT	Yards	Com. %
Carson Strong	5	3-6	976	60.92%
Malik Henry	2	1-4	593	53.85%
Cristian Solano	1	2-2	248	60.98%

STOUT RUN DEFENSE

The Nevada run defense has been dominant this season, ranking 54th in the nation only allowing 149.6 rushing yards per game. Against San Jose State, it only allowed 15 yards for a season best.

(DOM)INANT

Dom Peterson has proven to be one of the Pack's most productive defensive linemen in 2019, as he is the team leader with four sacks and seven tackles for loss on the year. He also anchors a defensive line that ranks 54th in the nation in rushing yards allowed, only surrendering 149.1 per game.

"TYSON'S PUNCH-OUT"

Tyson Williams has been a wrecking ball as a starter at safety for the Wolf Pack this season, as he leads the team with 47 tackles on the season and has one tackle for loss. He recorded his first-career interception at UTEP and ran it back an extra 14 yards.

COOKIE MONSTER

Elijah Cooks has been Nevada's most productive receiver this season, leading the Wolf Pack with four touchdowns and 424 yards on 36 receptions. Cooks has caught a pass in all seven games this season and has caught at least four in six of them. Nevada is 3-0 this season when Cooks records six or more receptions.

Cooks played a huge role in Nevada's season-opening victory, hauling in a career-high seven receptions for 60 yards and tying his single-game best with two touchdowns. The first was a leaping acrobatic catch midway through the third quarter for Nevada's second score of the game, while the biggest of his career came with 52 seconds left in regulation to tie the game against the Boilermakers.

VAST IMPROVEMENT

In his second season at the helm of the program, Jay Norvell turned the Wolf Pack around in a big way. Nevada went from three wins in 2017 to eight wins in 2018, the most it had won since joining the Mountain West. To put it in perspective, Nevada improved by 4.5 games in 2018 to rank as the seventh-best improvement mark in the NCAA. The Pack posted a 5-3 conference record as well to finish second in the West Division. Norvell and the rest of the team capped off the year with a thrilling come-from-behind overtime victory in the 2018 NOVA Home Loans Arizona Bowl, the program's sixth bowl win.



2019 NEVADA WOLF PACK FOOTBALL — GAME NOTES



Now in his third season, Norvell has already led Nevada to its second-ever Big Ten victory with a season-opening victory against Purdue and a 3-1 record against nonconference opponents to open the year, its best record to open a season since 2014.

CLUTCH GENE

In its four wins this season, Nevada has been near perfect in the final quarter of those games, outscoring its opponents 43-10.

GIVE THEM SOMETHING TO TALTON 'BOUT

True freshman kicker Brandon Talton has quickly become a household name among Wolf Pack fans, as he has begun his career 14-for-16 on field goals this season. Talton is one of 11 kickers this season to make 14 field goals. His 1.75 field goals per game rank 11th in the NCAA and first in the Mountain West. His four field goals against Weber State were the most by a Nevada kicker since 2008 when Brett Jaekle accomplished the feat.

Talton drilled the third-longest field goal in program history with three seconds left against Purdue in the season opener to complete a 17-point second-half comeback. His 56-yarder was one of two made on the day, as he also drilled a 34-yard field goal in the third quarter. The 56-yard kick was the fourth-longest in Mountain West history and the longest ever hit by a MW freshman. Talton was awarded a scholarship after the game thanks to his heroics. Talton was also named the Mountain West Co-Special Teams Player of the Week for his efforts in week one. Talton was also named the MW STPOW following that Weber State win and also after defeating San Jose State with a game-winning 40-yard field goal as time expired.

Talton is one of only 11 freshmen kickers in Division I this season:

Name	School
Evan Davis	Toledo
Michael Lantz	Minnesota
Camden Lewis	Oregon
Cory Munson	Western Kentucky
Bijan Nichols	Navy
Jadon Redding	Utah
Will Reichard	Alabama
Andrew Stein	Southern Miss
Cole Talley	Army
Brandon Talton	Nevada
Cade York	LSU

Talton is one of only 11 kickers to make 13 or more field goals this season:

Name	Made	School
Keith Duncan	19	Iowa
Jake Varity	16	East Carolina
Matthew Trickett	15	Kent. St.
Sam Sloman	15	Miami
Brent Cimaglia	15	Tennessee
Peyton Henry	15	Washington
Christopher Dunn	14	NC State
Trey Wolff	14	Texas Tech
Matt Araiza	14	San Diego State
Ethan Mooney	14	North Texas
Brandon Talton	14	Nevada

COMEBACK KIDS

Nevada rallied from a 17-point deficit midway through the third quarter of its game against Purdue to stun the Boilermakers and tie the second-largest comeback in Nevada history since 1996. The Wolf Pack's other 17-point comeback was during the Miracle at Mackay, when it came back to defeat No. 3 Boise State in overtime.

Nevada also trailed against Weber State 10-9 at the half, before limiting the Wildcats to three second-half points in a 19-13 Wolf Pack win.

TURNOVER TOWEL

Now in year three of the 3-3-5 stack defense under coordinator Jeff Casteel, the Wolf Pack has emerged as a ball-hawking defense. In 2018, Nevada ranked fourth in takeaways within the Mountain West Conference. Through eight games in 2019, Nevada is 15th in the nation, and third in the MW, with 16 takeaways. The Pack's six fumbles recovered so far this season is 32nd in the nation and the nine interceptions – three by senior cornerback Daniel Brown – is 15th nationally and second in the Mountain West.

Going into this week's game against New Mexico, Nevada has taken the ball away in 11 of its last 12 games, with its nine-game streak being snapped at Hawai'i. In that stretch, Nevada is

MILESTONE GAMES

100-YARD RUSHERS (Att.-Yards)

Cristian Solano (1)
10-100..... at UTEPSept. 21, 2019

Toa Taua (1)
34-160..... vs. San Jose StateOct. 12, 2019

100-YARD RECEIVERS (Rec.-Yards)

Romeo Doubs (1)
5-146..... vs. San Jose StateOct. 12, 2019

300-YARD PASSERS (Att.-Comp.-Yards)

Malik Henry (1)
37-22-352.... vs. San Jose StateOct. 12, 2019

OVERTIME

Nevada is 7-6 all-time in its FBS history when it comes to overtime games. The school's history in overtime games includes being part of the first-ever overtime game in FBS (I-A) history – the 1995 Las Vegas Bowl.

Nevada's Overtime History (FBS)

Dec. 29, 2018 vs. Arkansas State# W, 16-13
 Sept. 2, 2016 vs. Cal Poly..... W, 30-27
 Nov. 14, 2015 vs. San Jose State W, 37-34
 Nov. 15, 2014 at Air Force L, 45-38
 Oct. 4, 2013 vs. San Diego State..... L, 51-44
 Oct. 20, 2012..... vs. San Diego State..... L, 39-38
 Oct. 6, 2012 vs. Wyoming W, 35-28
 Nov. 26, 2010 vs. Boise State W, 34-31
 Oct. 14, 2007 at Boise State.... L, 69-67 (4OT)
 Dec. 24, 2005 vs. UCF* W, 49-48
 Oct. 23, 2004..... vs. Tulsa..... W, 54-48
 Oct. 20, 2001 at Rice L, 33-30
 Dec. 14, 1995 vs. Toledo^ L, 40-37

* -- Hawai'i Bowl; ^ -- Las Vegas Bowl;
-- Arizona Bowl



MW PLAYERS OF THE WEEK

Listed below are the Mountain West Players of the Week, with Nevada players bolded.

Week One

- Offensive: Cedric Byrd, WR, Hawai'i
- Defensive: Alijah Halliburton, DB, Wyoming
- Special Teams: **Brandon Talton, PK, Nevada**; Eric Satche, PK, Boise State

Week Two

- Offensive: JoJo Ward, WR, Hawai'i
- Defensive: Kyahva Tezino, LB, SDSU
- Special Teams: Matt Araiza, PK, SDSU

Week Three

- Offensive: Donald Hammond III, QB, Air Force
- Defensive: Jeremy Fejedelem, DB, Air Force
- Special Teams: **Brandon Talton, PK, Nevada**

Week Four

- Offensive: Josh Love, QB, SJSU
- Defensive: Bobby Brown II, DB, SJSU
- Special Teams: Dominik Eberle, PK, Utah State

Week Five

- Offensive: Cole McDonald, QB, Hawai'i
- Defensive: David Woodward, LB, Utah State
- Special Teams: Savon Scarver, KR, Utah State

Week Six

- Offensive: Josh Love, QB, SJSU
- Defensive: Luq Barcoo, DB, SDSU
- Special Teams: Matt Mercurio, PK, SJSU

Week Seven

- Offensive: Warren Jackson, WR, Colorado State
- Defensive: Javin White, LB, UNLV
- Special Teams: **Brandon Talton, PK, Nevada**

Week Eight

- Offensive: Mike Schmidt, QB, Air Force
- Defensive: Justin Rice, LB, Fresno State
- Special Teams: Brandon Heicklen, P, SDSU

Week Nine

- Offensive: Xazavian Valladay, RB, Wyoming
- Defensive: Logan Stewart, DB, Colorado State
- Special Teams: Matt Mercurio, PK, SJSU

EXPLOSIVE PLAYS

Explosive plays are defined as rushes of at least 15 yards and pass completions of at least 20 yards.

Date .. Game Result..... Explosive Plays

8/30Purdue.....	W, 34-316 (6P, 0R)
9/7at Oregon.....	L, 77-61 (1P, 0R)
9/14Weber St.....	W, 19-137 (5P, 2R)
9/21at UTEP.....	W, 37-2110 (6P, 4R)
9/28Hawai'i.....	L, 54-33 (1P, 2R)
10/12	..San Jose St.....	W, 41-387 (4P, 3R)
10/19	..Utah St.....	L, 36-106 (5P, 1R)
10/26	..at Wyoming.....	L, 31-35 (3P, 2R)
11/2New Mexico.....	--
11/9at San Diego St.....	--
11/23	..at Fresno St.....	--
11/30	..UNLV.....	--

8-4. The streak:

Oct. 27, 2018	vs. SDSU*	2 (two fumbles)
Nov. 10, 2018	vs. CSU*	1 (one interception)
Nov. 17, 2018	at SJSU*	1 (one interception)
Nov. 24, 2018	at UNLV	1 (one fumble)
Dec. 29, 2018	vs. Ark. St.*	3 (three interceptions)
Aug. 30, 2019	vs. Purdue*	5 (three interceptions, two fumbles)
Sept. 7, 2019	at Oregon	1 (one fumble)
Sept. 14, 2019	vs. Weber St.*	1 (one interception)
Sept. 21, 2019	at UTEP*	3 (three interceptions)
Sept. 28, 2019	vs. Hawai'i	n/a
Oct. 12, 2019	vs. SJSU*	2 (one interception, one fumble)
Oct. 19, 2019	at Utah State	2 (one interception, one fumble)
Oct. 26, 2019	at Wyoming	1 (one interception)

* -- victory

SCHOOLBOY Q

Nevada senior punter Quinton Conaway has made a name for himself as he enters his final season with the Wolf Pack. Conaway recorded a career year in 2018 and has begun scattering his name throughout the Nevada record book. Additionally, Conaway has posted strong academics during his time at Nevada as he was selected to the Google Cloud Academic All-District team last season.

Conaway is currently 55th in the nation averaging 42.1 yards per punt. He is also firmly cemented in the Nevada record books, while continuing to work his way up. Following Nevada's win over Weber State, Conaway moved up to sixth all time in career punting yards with the Wolf Pack and then moved into fifth after his game at Utah State.

CAREER PUNTING YARDS LEADERS (ALL-TIME)

Rk	Player	Years	Punt Yards
4	David Heppe	1979-82	6,649
5	Quinton Conaway	2017-	6,392
6	Tom Kolesar	1973-74	6,032
7	Brad Langley	2008-10	5,278
8	Justin Bergendahl	2004-05	4,691
9	Chase Tenpenny	2012-13	4,618

CAREER PUNT AVERAGE LEADERS (ALL-TIME)

Rk	Player	Years	Punt Avg.
1.	Chase Tenpenny	2012-13	44.0
2	Armando Avina	1993-94	43.8
3	Alex Boy	2014-16	43.3
4	Tom Kolesar	1973-74	43.1
5	Brad Langley	2008-10	42.6
6	Quinton Conaway	2017-	41.8

TAUA OF POWER

The reigning Mountain West Freshman of the Year has picked up right where he left off. On the year, Toa Taua leads Nevada with 534 yards on 126 rushing attempts and four touchdowns. On the Wolf Pack's final drive against Weber State that iced the game, Taua eclipsed the 1,000 yard rushing mark for his career after totaling a season-high 85 against the Wildcats, and has now totaled 1,385 for his career.

Taua had a career day against San Jose State, rushing for 160 yards on a career-high 34 carries and a touchdown. On the game's final drive to get Nevada into field goal position, Taua amassed 33 yards on the group to set up Talton for the game-winning field goal.

BROTHERLY LOVE

After earning a new role in the offseason to coach the Pack's running backs this year, assistant coach Vai Taua is now the only coach in the FBS to be coaching his brother, sophomore back Toa Taua. The Taua's are becoming a household name with Wolf Pack fans as Toa became Nevada's first 'of the year' award winner since joining the Mountain West, notching the conference's freshman of the year honor. Vai on the other hand has his name scattered throughout the Nevada record book, ranking second all-time in rushing yards and fourth in rushing touchdowns.

DEGREES COMPLETED

A total of 10 Nevada football student-athletes have already obtained a college degree prior to the start of the 2019 season, with one player earning two degrees. That number ranks in the top 20 in the nation. SMU leads the way with 22 players having already earned a bachelor's degree.



DEPTH CHART NOTES (Full Depth: Pg. 11)

- Junior QB Malik Henry, who earned his first FBS start against SJSU, became the first Nevada player this season to throw for over 300 yards, totaling 352 against the Spartans.
- The Union saw two players earn their first career starts in week seven vs. San Jose State. Junior Tyler Orsini and sophomore Gray Davis both got the nod on the offensive line against the Spartans.
- True freshman PK Brandon Talton has earned his spot as the team's go-to placekicker, hitting 14-for-16 FG attempts this season. Talton's first miss of the season came at Utah State on a 51-yard attempt.

Graduate

Nate Brown
John Humphrey
Kelton Moore
EJ Muhammad
Jake Nelson
Brendan O'Leary-Orange
Spencer Pettit
Gabriel Sewell
Cristian Solano
Lucas Weber

Bachelor's Degree

Management
Liberal Studies (ASU)
Management & Marketing
Marketing
Criminal Justice
General Studies
Information Systems
Kinesiology
Journalism
Public Health

Master's Program

Higher Education
Liberal Studies
Higher Education
Management
Justice Management
Human Development & Family Studies
Business Administration
Higher Education
Higher Education
Secondary Education

Additionally, as part of a new Mountain West initiative this season, all student-athletes who have earned a degree will sport a new patch on their jersey with the MW logo and the word 'graduate' below.

TEAM CAPTAINS

Last season, Coach Norvell and his program chose three captains to lead the team, one from each unit of offense, defense and special teams. This year, Coach Norvell and the Wolf Pack have selected four team captains to lead the squad into 2019. The four team captains are seniors Kelton Moore, Kaleb Fossum, Hausia Sekona and Lucas Weber.

LOCK-DOWN BROWN

Nevada cornerback Daniel Brown has cemented himself as one of the top defensive backs in the conference, as he is currently tied for 16th in the FBS with three interceptions this season. Brown has recorded three of Nevada's picks this season, as they are ranked 15th in the nation with nine picks. Two of his interceptions came in the season-opener against Purdue, the second with under a minute remaining in regulation that set up the game-winning field goal for the Pack. His third came against Weber State.

SCHOLARSHIP ALERT

There were not as many scholarships to award as there typically has been in the past, but one member of the Wolf Pack did hear his name called during fall camp. Junior offensive lineman Nathan Edwards, a local product out of Galena High School, was offered a scholarship midway through camp. Edwards is projected to become more of a force with The Union and get the start at center in week one against Purdue. True freshman placekicker Brandon Talton was also awarded a scholarship recently, as Coach Norvell put him on scholarship after his game-winning 56-yard field goal against Purdue in week one.

NARBONNE HIGH SCHOOL

Three members of the Wolf Pack hail from Narbonne High School, including Dom Peterson, Daniel Brown and Lawson Hall.

COACHING STAFF

Jay Norvell enters his third season at the helm of the Wolf Pack football program, his first stint as a head coach. A majority of the coaching staff from year two remains, with the exception of a couple of new faces.

- Angus McClure, Asst. Head Coach/Offensive Line (2nd season)
- Jeff Casteel, Defensive Coordinator/Linebackers (3rd season)
- Matt Mumme, Offensive Coordinator/Quarterbacks (3rd season)
- Mike Chamoures, Safeties (2nd season)
- Timmy Chang, Tight Ends (3rd season)
- Jackie Shipp, Defensive Line (1st season)
- David Lockwood, Secondary (2nd season)
- Tommy Perry, Special Teams (3rd season)
- Eric Scott, Wide Receivers (3rd season)
- Vai Taua, Running Backs (1st season)

CAREER ACTIVE LEADERS

Offense

Rushing yards

Toa Taua..... 1,406
Kelton Moore..... 1,400

Rushing attempts

Toa Taua..... 304
Kelton Moore..... 287

Rushing touchdowns

Kelton Moore..... 10
Toa Taua..... 10
Devonte Lee..... 9

Passing attempts

Carson Strong 174
Cristian Solano..... 92

Passing completions

Carson Strong 106
Cristian Solano..... 53

Passing yards

Carson Strong 976
Malik Henry..... 600

Passing touchdowns

Carson Strong 3
Cristian Solano..... 2

Receiving yards

Kaleb Fossum 1,021
Romeo Doubs 971
Brendan O'Leary-Orange 832
Elijah Cooks..... 795

Receptions

Kaleb Fossum 100
Romeo Doubs 66
Elijah Cooks..... 60
Brendan O'Leary-Orange 53

Receiving touchdowns

Elijah Cooks..... 10
Brendan O'Leary-Orange 8

Total offense

Toa Taua..... 1,639
Kelton Moore..... 1,474

All-purpose yards

Kelton Moore..... 1,791
Toa Taua..... 1,781

Total points scored

Spencer Pettit..... 106
Elijah Cooks..... 68
Kelton Moore..... 66
Toa Taua..... 66
Brandon Talton 58
Devonte Lee..... 54
Brendan O'Leary-Orange 48

Total touchdowns accounted for

Kelton Moore..... 11
Elijah Cooks..... 11
Toa Taua..... 11
Devonte Lee..... 9
Brendan O'Leary-Orange 8



CAREER ACTIVE LEADERS

Defense/Special Teams

Kick returns

Daiyan Henley	25
Ben Putman	11
Berdale Robins	8

Kick return yards

Daiyan Henley	562
Ben Putman	221
Berdale Robins	150

Punt returns

Kaleb Fossum	10
Romeo Doubs	10

Punt return yards

Romeo Doubs	122
Kaleb Fossum	76

Interceptions

Daniel Brown	4
Berdale Robins	3

Total Tackles

Gabriel Sewell	262
Hausia Sekona	106
Lawson Hall	96
Lucas Weber	94
Daniel Brown	94
Dom Peterson	68

Tackles for loss

Gabriel Sewell	20.0
Dom Peterson	17.5
Lucas Weber	13.5
Hausia Sekona	10.0

Sacks

Dom Peterson	7.0
Lucas Weber	6.5
Gabriel Sewell	3.5

Fumbles forced

Gabriel Sewell	3
----------------------	---

Fumbles recovered

Gabriel Sewell	4
Hausia Sekona	2

Pass breakups

Daniel Brown	15
--------------------	----

2019 Nevada Football Coaching Staff (game day locations)

Jay Norvell, head coach, 3rd season (field)
 Angus McClure, Asst. HC/OL, 2nd season (field)
 Jeff Casteel, DC/LBs, 3rd season (field)
 Matt Mumme, OC/QBs, 3rd season (field)
 Mike Chamoures, Safeties, 2nd season (press box)
 Timmy Chang, TEs, 3rd season (press box)
 David Lockwood, Secondary, 2nd season (field)
 Eric Scott, WRs, 3rd season (field)
 Jackie Shipp, DL, 1st season (field)
 Tommy Perry, ST, 3rd season (field)
 Vai Taua, RBs, 1st season (field)
 Chad Savage, Graduate Assistant - offense (press box)
 Gunnar White, Graduate Assistant - offense (press box)
 Korey Rush, Graduate Assistant - defense (press box)

Gunnar White/Chad Savage, Offensive GAs (2nd season)
 Korey Rush, Defensive GA (1st season)
 Jimbo Davis/Jack Ray/Ben Bezilla/Charlie Rizzo/Clayton Webb, Quality Control

WINNING SEASONS

Nevada has posted winning seasons in seven out of its past 10 campaigns.

VOICES OF THE PACK

For the 2019 season there will be no change to the voices of the Wolf Pack, as John Ramey and Mike Edwards return for year three behind the mic. Ramey will handle the play-by-play duties, while Edwards will serve as the broadcast's color analyst.

Ramey joined the Wolf Pack Radio Network after seven seasons with UCLA, calling baseball, men's and women's soccer and select men's and women's basketball games. Edwards, a Nevada Hall of Fame inductee in 2018, was a two-time first team All-Big West Conference performer as a member of the Union in the 1990s.

PROGRAM HISTORY

Nevada is in its 113th season of collegiate football, seeking win No. 556 in the program's strong history. The Wolf Pack sports an all-time record of 555-492-33 (.549). Since joining the FBS in 1992, Nevada is 179-156 overall and 115-85 in conference play.

NEVADA TABBED FOR THIRD PLACE FINISH IN WEST DIVISION

The conference coaches voted Nevada to finish third in the Mountain West's West Division in the preseason All-MW poll. The Wolf Pack earned 74 points, finishing ahead of Hawai'i, UNLV and San José State. Reigning conference champions Fresno State earned 17 first place votes and 122 points overall to lead the West Division. San Diego State garnered three first place votes and was picked to finish in the runner-up spot. Boise State earned 15 first place votes and was predicted to finish first in the Mountain Division ahead of Utah State.

WOLF PACK RADIO COVERS THE SILVER STATE

The Wolf Pack Radio Network has additional affiliates throughout the state with a 60 minute football pre-game show this season. Fans can also tune in for free by downloading the TuneIn app. The show will break down the day's game, featuring interviews with Norvell, Wolf Pack players and analysis of the Wolf Pack's opponents. Nevada play-by-play voice John Ramey will host the pre-game show and will be joined by analyst Mike Edwards.

Wolf Pack radio can be heard on the following stations:

- Reno - KUUB, 94.5 FM
- Reno - KPLY, 630 AM
- Carson City - KUUB, 94.3 FM
- Elko - KEAU, 104.7 FM
- Las Vegas - KBAD, 920 AM
- Winnemucca - KHYX, 102.7 FM
- TuneIn App



2019 NEVADA WOLF PACK FOOTBALL — DEPTH CHART



Offense					
Pos.	#	Name	Ht.	Wt.	Class
LT	72	Miles Beach	6-4	280	Jr.
	69	Trey Price	6-6	300	So.
LG	67	Gray Davis	6-4	305	So.
	54	Jermaine Ledbetter	6-3	310	Jr.
C	55	Tyler Orsini	6-2	300	Jr.
	70	Nathan Edwards	6-4	290	Jr.
RG	65	Aaron Frost	6-5	290	So.
	79	Moses Landis	6-3	300	So.
RT	76	Nate Brown	6-4	300	Jr.
	52	Cole Watts	6-6	300	Fr.
WR-X	4	Elijah Cooks	6-4	215	Jr.
	14	Dominic Christian	6-1	195	Sr.
WR-H	3	Kaleb Fossum	5-9	190	Sr.
	10	Ben Putman	5-9	185	Sr.
	1	Melquan Stovall	5-8	185	Fr.
TE-Y	31	Reagan Roberson	6-1	250	Jr.
-or-	9	Crishaun Lappin	6-0	245	So.
-or-	15	Henry Ikaiahifo	6-1	270	Fr.
WR-Z	7	Romeo Doubs	6-2	195	So.
	19	Cole Turner	6-6	225	So.
-or-	18	John Humphrey	5-11	185	Sr.
RB	35	Toa Taua	5-9	210	So.
	2	Devonte Lee	5-8	230	So.
	23	Kelton Moore	5-11	225	Sr.
-or-	20	Roger Neal	5-9	220	Jr.
QB	12	Carson Strong	6-4	220	RS-Fr.
-or-	13	Cristian Solano	6-2	195	Sr.
	8	Kaymen Cureton	6-0	205	So.
-or-	6	Hamish McClure	5-11	190	So.

Defense					
Pos.	#	Name	Ht.	Wt.	Class
DE	98	Sam Hammond	6-5	275	Jr.
	53	Zak Mahannah	6-2	275	Jr.
NT	54	Chris Green	6-2	305	Jr.
	96	Hausia Sekona	6-0	280	Sr.
DT	96	Hausia Sekona	6-0	280	Sr.
	-or-	99	Dom Peterson	6-0	295
LB	7	Gabriel Sewell	6-0	245	Sr.
	17	James Fotofili	6-0	220	So.
LB	30	Lawson Hall	6-0	230	Jr.
	50	Lamin Touray	6-0	240	So.
	16	Maliek Broady	5-11	225	Sr.
	52	Kyle Adams	5-11	225	Sr.
CB	25	Daniel Brown	5-11	180	Sr.
-or-	1	Berdale Robins	5-9	180	Jr.
SAF	6	Tyson Williams	5-9	195	So.
	13	Jordan Lee	5-11	200	So.
SAF	28	Austin Arnold	5-10	190	Jr.
	33	JoJuan Claiborne	5-11	185	So.
SAF	5	Emany Johnson	6-2	210	RS-Fr.
	12	Mar'Quette Jackson	5-11	210	Jr.
CB	4	E.J. Muhammad	5-11	190	Sr.
	15	Jaden Dedman	5-9	175	RS-Fr.

Specialists					
Pos.	#	Name	Ht.	Wt.	Class
PK	43	Brandon Talton	5-8	165	Fr.
	48	Spencer Pettit	5-9	180	Sr.
KO	36	Julian Diaz	6-2	215	Jr.
	35	Quinton Conaway	6-0	205	Sr.
P	35	Quinton Conaway	6-0	205	Sr.
KR	10	Ben Putman	5-9	185	Sr.
	18	John Humphrey	5-11	185	Sr.
PR	7	Romeo Doubs	6-2	195	So.
-or-	3	Kaleb Fossum	5-9	190	Sr.
LS/SS	51	Robert Hill	5-10	205	Jr.
	49	Karson Thomas	6-2	230	So.
H	3	Kaleb Fossum	5-9	190	Sr.



2019 NEVADA WOLF PACK FOOTBALL — NUMERICAL ROSTER



1	Javasia Brunson	DL	6-2	270	Fr.	HS	Lufkin, Texas (Lufkin HS)
1	Berdale Robins	DB	5-9	180	Jr.	2V	Los Angeles, Calif. (Los Angeles HS)
1	Melquan Stovall	WR	5-8	185	Fr.	HS	Palmdale, Calif. (Junipero Serra HS)
2	Devonte Lee	RB	5-8	230	So.	1V	Oklahoma City, Okla. (John Marshall HS)
2	Cam Stephens	DB	5-11	160	Fr.	HS	San Bernardino, Calif. (Cajon HS)
3	Kaleb Fossum	WR	5-9	190	Sr.	1V	Lake Forest, Calif. (El Toro HS)
4	Elijah Cooks	WR	6-4	215	Jr.	2V	Atascadero, Calif. (Atascadero HS)
4	E.J. Muhammad	DB	5-11	190	Sr.	2V	DeSoto, Texas (DeSoto HS)
5	Emany Johnson	DB	6-2	210	RS-Fr	RS	Hercules, Calif. (Hercules HS)
6	Hamish McClure	QB	5-11	190	RS-Fr	TR	Encino, Calif. (Sacramento State)
6	Tyson Williams	DB	5-9	195	So.	1V	Dothan, Ala. (Dothan HS)
7	Romeo Doubs	WR	6-2	195	So.	1V	Los Angeles, Calif. (Jefferson HS)
7	Gabriel Sewell	LB	6-0	245	Sr.	3V	St. George, Utah (Desert Hills HS)
8	Kaymen Cureton	DB	6-0	205	So.	1V	Lawndale, Calif. (Leuzinger HS)
8	Brendan O'Leary-Orange	WR	6-4	210	Sr.	2V	Toronto, Canada (St. Joseph HS)
9	Crishaun Lappin	TE	6-0	245	So.	1V	Las Vegas, Nev. (Liberty HS)
10	Ben Putman	WR	5-9	185	Sr.	1V	Novato, Calif. (Santa Rosa JC)
11	Daiyan Henley	DB	6-1	225	Jr.	2V	Los Angeles, Calif. (Crenshaw HS)
11	Austin Kirksey	QB	6-2	215	Fr.	HS	Marietta, Ga. (Walton HS)
12	Mar'Quette Jackson	DB	5-11	210	Jr.	SQ	Los Angeles, Calif. (Dorsey HS)
12	Carson Strong	QB	6-4	220	RS-Fr	RS	Vacaville, Calif. (Wood HS)
13	Cristian Solano	QB	6-2	195	Sr.	1V	San Fernando, Calif. (San Fernando HS)
13	Jordan Lee	DB	5-11	200	So.	1V	Las Vegas, Nev. (Bishop Gorman HS)
14	Dominic Christian	WR	6-1	195	Sr.	3V	Chicago, Ill. (Hales Franciscan HS)
14	Kacee Williams	DB	6-2	195	Fr.	HS	Keller, Texas (Central HS)
15	Jaden Dedman	DB	5-9	175	RS-Fr	RS	Rancho Cucamonga, Calif. (Upland HS)
15	Henry Ikaiahifo	TE	6-1	270	Fr.	HS	Lancaster, Calif. (Paraclete HS)
16	Maliek Broady	LB	5-11	225	Sr.	2V	Las Vegas, Nev. (Sierra Vista HS)
16	Malik Henry	QB	6-2	195	Jr.	TR	Long Beach, Calif. (Independence CC)
17	James Fotofili	LB	6-0	220	So.	1V	Sacramento, Calif. (Grant HS)
17	Justin Lockhart	WR	6-2	195	Fr.	HS	Palmdale, Calif. (Junipero Serra HS)
18	Kaiden Bennett	QB	5-11	185	Fr.	HS	Sparks, Nev. (Folsom HS)
18	John Humphrey	WR/DB	5-11	185	Sr.	TR	League City, Texas (Arizona State)
19	Kieran Clark	DB	5-10	195	Fr.	HS	Peoria, Ariz. (Centennial HS)
19	Cole Turner	WR	6-6	225	So.	1V	Clackamas, Ore. (Clackamas HS)
20	Roger Neal	RB	5-9	220	Jr.	1V	Folsom, Calif. (Folsom HS)
20	Jalen Williams	LB	6-2	185	Fr.	HS	Phoenix, Ariz. (Shadow Mountain HS)
22	Russell Booze	RB	5-10	190	Jr.	1V	Las Vegas, Nev. (Bishop Gorman HS)
22	Jayce Godley	DB	5-11	200	Fr.	HS	Arlington, Texas (Arlington-Martin HS)
23	Kelton Moore	RB	5-11	225	Sr.	3V	Arlington, Texas (Juan Sequin HS)
23	Jack Powers	LB	6-2	220	RS-Fr	RS	Granite Bay, Calif. (Granite Bay HS)
24	Lucas Weber	LB	6-1	230	Sr.	3V	Reno, Nev. (McQueen HS)
25	Daniel Brown	DB	5-11	180	Sr.	3V	Carson, Calif. (Narbonne HS)
25	Jeshua Fixel	WR	5-8	150	Fr.	HS	Sparks, Nev. (Excel Christian HS)
26	Avery Carrington	DB	6-2	205	Fr.	HS	Chandler, Ariz. (Chandler HS)
28	Austin Arnold	DB	5-10	190	Jr.	1V	Las Vegas, Nev. (Bishop Gorman HS)
29	Isaiah Hamilton	DB	5-10	190	Jr.	1V	Sacramento, Calif. (Inderkum HS)
30	Lawson Hall	LB	6-0	230	Jr.	2V	Harbor City, Calif. (Narbonne HS)
31	Mikael Bradford	DB	5-10	170	Jr.	TR	Compton, Calif. (Minot State)
31	Reagan Roberson	TE	6-1	250	Jr.	2V	Gardnerville, Nev. (Douglas HS)
32	Giovanni Miranda	LB	6-2	230	RS-Fr	RS	Scottsdale, Ariz. (Saguaro HS)
33	JoJuan Claiborne	DB	5-11	185	So.	1V	Las Vegas, Nev. (Bishop Gorman HS)
34	Josiah Bradley	LB	6-1	215	RS-Fr	RS	Scottsdale, Ariz. (Saguaro HS)
35	Quinton Conaway	P	6-0	205	Sr.	2V	Edmond, Okla. (Golden West College)
35	Toa Taua	RB	5-9	210	So.	1V	Lompoc, Calif. (Lompoc HS)
36	Julian Diaz	PK	6-2	215	Jr.	TR	Lincoln, Calif. (American River College)
37	Daylon Johnson	DB	6-2	195	Jr.	1V	Conroe, Texas (Oak Ridge HS)
38	Steven Opella	PK	5-10	160	Fr.	HS	San Antonio, Texas (Reagan HS)
38	Christian Swint	DB	5-10	200	So.	TR	Compton, Calif. (Riverside City College)
39	Aundre Carter	RB	5-8	170	Jr.	TR	Los Angeles, Calif. (Fullerton College)
40	Daniel Grzesiak	TE	6-1	235	RS-Fr	RS	Los Angeles, Calif. (Crenshaw HS)
40	Maurice Wilmer	DB	6-1	225	Fr.	HS	Mountain View, Calif. (St. Francis HS)
42	Terrell Johnson	RB	6-1	200	Jr.	TR	Ewa Beach, Hawai'i (Southwestern College)
42	Erick Kroll	LB	6-1	240	So.	RS	Fresno, Calif. (Ventura College)
42	Patrick Willis	DB	5-11	200	Fr.	HS	Phoenix, Ariz. (Shadow Mountain HS)
43	Brandon Talton	PK	5-8	165	Fr.	HS	Vacaville, Calif. (Vacaville HS)
44	Javanz Dornners	LB	6-2	200	Fr.	HS	Oakland, Calif. (McClymonds HS)
45	Trevor Price	LB	5-10	225	So.	SQ	Round Rock, Texas (Cedar Ridge HS)
46	Eric Fellenzer	P	6-5	240	RS-Fr	RS	Laguna Niguel, Calif. (Dana Hills HS)
47	Kameron Toomer	DE	6-3	270	Jr.	1V	Las Vegas, Nev. (Palo Verde HS)
48	Spencer Pettit	PK	5-9	180	Sr.	2V	Snohomish, Wash. (Glacier Peak HS)
49	Karson Thomas	LS	6-2	230	So.	SQ	Reno, Nev. (Wooster HS)



2019 NEVADA WOLF PACK FOOTBALL — NUMERICAL ROSTER & PRONUNCIATION GUIDE



50.....	Lamin Touray	LB.....	6-0	240	So.....	SQ.....	Mission Hills, Calif. (Bishop Alemany HS)
51.....	Robert Hill	LS.....	5-10	205	Jr.....	TR.....	Raleigh, N.C. (Georgia)
52.....	Kyle Adams	LB.....	5-11	225	Sr.....	2V.....	Ladera Ranch, Calif. (Saddleback College)
52.....	Cole Watts	OL.....	6-6	300	Fr.....	HS.....	Orem, Utah (Orem HS)
53.....	Zak Mahannah	DE.....	6-2	275	Jr.....	SQ.....	Reno, Nev. (American River College)
54.....	Chris Green	DT.....	6-2	305	Jr.....	2V.....	Los Angeles, Calif. (Los Angeles HS)
54.....	Jermaine Ledbetter	OL.....	6-3	310	Jr.....	1V.....	St. Petersburg, Fla. (Coffeyville CC)
55.....	Tyler Orsini	OL.....	6-2	300	Jr.....	TR.....	Ventura, Calif. (Ventura College)
56.....	Zac Welch	OL.....	6-4	300	Fr.....	HS.....	El Dorado Hills, Calif. (Oak Ridge HS)
56.....	Sheldon Wilkinson	LB.....	5-11	220	So.....	DQ.....	Spring Creek, Nev. (Spring Creek)
57.....	Jaden Lewis	DE.....	6-4	280	So.....	SQ.....	Berkeley, Calif. (Berkeley HS)
58.....	Ryan Madole	LB.....	6-2	215	RS-Fr	RS.....	Reno, Nev. (Damonte Ranch HS)
59.....	Anthony Allen	LB.....	6-1	225	RS-Fr	RS.....	Las Vegas, Nev. (Desert Pines HS)
60.....	Donovan Carter	OL.....	5-11	295	Fr.....	HS.....	Lancaster, Calif. (Paraclete HS)
61.....	Alex Tancreto	OL.....	6-0	280	Jr.....	SQ.....	Windsor, Calif. (Windsor HS)
63.....	Amir Johnson	DE.....	6-2	275	So.....	SQ.....	Las Vegas, Nev. (Bishop Gorman HS)
64.....	Blake Baughman	OL.....	6-4	270	Fr.....	HS.....	Auburn, Calif. (Placer HS)
65.....	Aaron Frost	OL.....	6-5	290	So.....	1V.....	Long Beach, Calif. (Long Beach Poly HS)
67.....	Gray Davis	OL.....	6-4	305	So.....	1V.....	Dallas, Texas (Parish Episcopal HS)
69.....	Trey Price	OL.....	6-6	300	So.....	TR.....	Woodland, Calif. (American River College)
70.....	Nathan Edwards	OL.....	6-4	290	Jr.....	1V.....	Reno, Nev. (Galena HS)
71.....	Jake Nelson	OL.....	6-4	300	Sr.....	2V.....	San Juan Capistrano, Calif. (Saddleback College)
72.....	Miles Beach	OL.....	6-4	280	Jr.....	2V.....	Los Gatos, Calif. (Los Gatos HS)
73.....	Christopher Love	OL.....	6-4	300	RS-Fr	RS.....	Encino, Calif. (Crespi Carmelite HS)
75.....	Jack Bolduc	OL.....	6-4	240	RS-Fr	RS.....	Santa Ana, Calif. (Junipero Serra HS)
76.....	Nate Brown	OL.....	6-4	300	Jr.....	2V.....	Tracy, Calif. (Tracy HS)
77.....	Trey Hamilton	OL.....	6-5	290	RS-Fr	RS.....	Reno, Nev. (Reno HS)
79.....	Moses Landis	OL.....	6-3	300	So.....	RS.....	Sacramento, Calif. (American River College)
81.....	Charles Ross	WR.....	6-2	165	Fr.....	HS.....	Culver City, Calif. (Culver City HS)
82.....	Ian Zamudio	WR.....	5-9	140	So.....	SQ.....	Riverside, Calif. (Notre Dame HS)
85.....	Austin Ortega	LS.....	5-8	205	RS-Fr	RS.....	San Antonio, Texas (Reagan HS)
86.....	Ryan Brocks	TE.....	6-4	240	Jr.....	RS.....	Clovis, Calif. (Fresno City College)
87.....	Will Barnard	WR.....	6-1	180	So.....	TR.....	Reno, Nev. (Wayne State)
89.....	Carson Walters	WR.....	5-11	190	So.....	TR.....	Lincoln, Neb. (Nebraska-Kearney)
90.....	Breyton Garcia	DL.....	6-3	250	Fr.....	HS.....	Lufkin, Texas (Lufkin HS)
91.....	Adam Lopez	DE.....	6-3	320	Sr.....	1V.....	Sacramento, Calif. (American River College)
92.....	Kaleb Meder	DE.....	6-3	270	Sr.....	1V.....	Wheatland, Calif. (American River College)
93.....	Curtis Bonam	DL.....	5-11	250	Fr.....	HS.....	Los Angeles, Calif. (Cathedral HS)
94.....	Logan Arnold	DL.....	6-3	275	Fr.....	HS.....	Yuba City, Calif. (Yuba City HS)
95.....	Tristan Nichols	DT.....	6-4	240	Jr.....	TR.....	Kihei, Hawai`i (Arizona Western)
96.....	Hausia Sekona	DT.....	6-0	280	Sr.....	3V.....	Salt Lake City, Utah (East HS)
97.....	Jace Keema	LB.....	6-0	210	Fr.....	HS.....	Carson City, Nev. (Carson HS)
98.....	Sam Hammond	DE.....	6-5	275	Jr.....	2V.....	Yerington, Nev. (Yerington HS)
99.....	Dom Peterson	DE.....	6-0	295	So.....	1V.....	Harbor City, Calif. (Narbonne HS)

Pronunciation Guide

Will Barnard BAR-nard
Blake Baughman.....BAWK-man
Jack Bolduc Bull-DUKE
Maliek Broady Muh-LEEK BRO-dee
Javasia BrunsonJuh-VAH-see-ay
JoJuan Clairborne.....JOE-ju-wahn
Kaymen CuretonKAY-men CURE-eh-ton
Javanz Dorners Juh-VAHNZ
Romeo Doubs Row-ME-oh Dubs
Kaleb Fossum FOSS-um
James Fotofili Pho-tow-fee-lee
Breyton Garcia.....BRAY-luhn
Daniel Grzesiak GREE-zjee-ack
Daiyan Henley..... day-YAWN
Henry Ikahihifo ee-kuh-hee-HEE-foh
Mar'Quette Jackson.....Mar-KWETT
Emany Johnson..... Ee-MAHN-ee
Crishaun Lappin Kruh-shawn LAP-in

Devonte Lee Duh-VOHN-tay
Ryan Madole Mah-DOLE
Zak Mahannah Muh-HAHN-uh
Hamish McClure..... HAY-mich
Kaleb MederMEE-duhr
Jay Norvell.....Nor-VELL
Spencer PettitPET-it
Reagan RobersonRAY-gun ROBE-er-son
Hausia SekonaHOUSE-see-uh Suh-CONE-uh
Cristian Solano..... So-LAWN-oh
Melquan Stovall.....MEL-quan STOH-vahl
Alex Tancreto Tan-KRET-oh
Toa Taua..... Toe-uh TOW-uh (rhymes with POW-uh)
Lamin Touray.....LAH-men TO-ray
Ian Zamudio Zuh-MOOD-ee-oh

NEVADA Nev-AD-a
MACKAY Stadium MACK-key



2019 NEVADA WOLF PACK FOOTBALL — GAME NOTES



THE LAST TIME IT HAPPENED...

Team	NEVADA	Opponent
Scored more than 60 points	72 vs. Portland State, 8-31-18	Oregon (77), 9-7-19
Scored 50-59 points	59 vs. San Jose State, 11-11-17	Hawai'i (54), 9-28-19
Scored 40-49 points	41, vs. San José State, 10-12-19	Vanderbilt (41), 9-8-18
Rushed for 200-299 yards	200, at UTEP, 9-21-19	Wyoming (258), 10-26-19
Rushed for 300-399 yards	318 at UNLV, 11-26-16	Utah State (396), 11-19-16
Rushed for 400 or more yards	408 vs. UNLV, 11-29-14	Air Force (550), 10-20-17
Passed for 300-399 yards	352 vs. San José State, 10-12-19	Hawai'i (373), 9-28-19
Passed for 400-499 yards	404 vs. Colorado State, 11-10-18	San José State (405), 10-12-19
Passed for 500 or more yards	508 at Colorado State, 10-14-17	Hawai'i (512), 9-28-19
Had 500-599 yards of total offense	541 vs. San José State, 10-12-19	Purdue (519), 8-30-19
Had 600-699 yards of total offense	636 vs. Colorado State, 11-10-18	Oregon (623), 9-7-19
Had 700+ yards of total offense	844 vs. Idaho, 11-6-10 (school record)	San Jose State (849), 11-10-01
Recorded a safety	vs. San Diego State, 10-27-18	Utah State, 10-19-19
Recorded a shutout	37-0 vs. UNLV, 10-8-11	Notre Dame, 35-0, 9-5-09
Nevada beat a ranked team	34-31 (OT) vs. No. 3 Boise State, 11-26-10	n/a
Nevada played a ranked team	at No. 16/18 Oregon, 9-7-19	n/a
Nevada had a sellout	vs. UNLV, 10-26-13	n/a

Individual

	NEVADA	Opponent
Returned a kickoff for a TD	Elijah Mitchell (96) vs. Colorado State, 12-29-15	S. Scarver (100), Utah State, 10-19-19
Returned a punt for a TD	Romeo Doubs (80) vs. Portland State, 8-31-18	R. Penny (70), San Diego State, 11-18-17
Returned an interception for a TD	Austin Arnold (40) vs. San José State, 10-12-19	T. Horton (99), Boise State, 10-13-18
Returned a fumble for a TD	Malik Reed (48) vs. Oregon State, 9-15-18	B. Breeze (11), Oregon, 9-7-19
Blocked an extra point attempt	Asauni Rufus vs. San Diego State, 11-12-16	Dedrick Simpson, UTEP, 9-21-19
	Gabe Sewell vs. San Diego State, 11-12-16	
Blocked a field goal	Ahki Muhammad vs. SJSU, 11-14-15	K. Bartlett, Portland State, 8-31-18
Blocked a punt	Sam Hammond vs. Portland State, 8-31-18	J. Aufafa, Hawai'i, 9-28-19
Rushed for three or more TDs	Toa Taua (3) at Toledo, 9-22-18	B. Hill (3), Wyoming, 10-22-16
Two players rushed for 100 yards	Don Jackson (140), James Butler (122) at Fresno State, 11-5-15	T. McVey (139) and R. Cleveland (118), Air Force, 10-20-17
Rushed for 100-199 yards	Toa Taua (160) vs. San José State, 10-12-19	G. Bright (126), Utah State, 10-19-19
Rushed for 200 or more yards	Kelton Moore (216) vs. Hawai'i, 10-7-17	X. Halladay (206), Wyoming, 10-26-19
Completed 20-29 passes	Carson Strong (26) at Wyoming, 10-26-19	J. Love (23), San José State, 10-12-19
Completed 30-39 passes	Carson Strong (30) vs. Weber State, 9-14-19	E. Sindelar (34), Purdue, 8-30-19
Completed 40 or more passes	Mike Maxwell (41) vs UNLV, 10-28-95	*
Passed for three TDs	Carson Strong vs. Purdue, 8-30-19	J. Love, San José State, 10-12-19
Passed for four TDs	Ty Gangi vs. Colorado State, 11-10-18	C. McDonald, Hawai'i, 9-28-19
Passed for five or more TDs	Colin Kaepernick (5) vs. Idaho, 11-6-10	J. Herbert (5), Oregon 9-7-19
Passed for 300-399 yards	Malik Henry (352) vs. San José State, 10-12-19	C. McDonald (312), Hawai'i, 9-28-19
Passed for 400 or more yards	Ty Gangi (404) vs. Colorado State, 11-10-18	J. Love (405), San José State, 10-12-19
Scored three TDs	Toa Taua at Toledo, 9-22-18	C. Byrd II, Hawai'i, 9-28-19
Scored four or more TDs	James Butler (4) at UNLV, 11-26-16	R. Penny (4), San Diego State, 11-18-17
Made a two-point conversion	Elijah Cooks (pass) vs. Colorado State, 11-10-18	M. McGill (rush), Buffalo, 9-26-15
Caught 10 or more passes	Kaleb Fossum (12) vs. Fresno State, 10-6-18	R. Moore (11), Purdue, 8-30-19
Two players w/100 yards receiving	Kaleb Fossum (139); McLane Mannix (132) vs. Portland State, 8-31-18	I. Hodgins (200), T. Hernandez (116), Oregon State, 9-15-18
Had 100-199 yards receiving	Romeo Doubs (146) vs. San José State, 10-12-19	B. Gaither (131), San José State, 10-12-19
Had 200-299 yards receiving	B. O'Leary-Orange (214) at San Diego State, 11-18-17	I. Hodgins (200), Oregon State, 9-15-18
Had 300 or more yards receiving	Nate Bursleson (326) at San Jose State, 11-10-01	*
Had three or more receiving TDs	McLane Mannix (3) vs. Portland State, 8-31-18	C. Byrd II (3), Hawai'i, 9-28-19
Kicked three FGs	Ramiz Ahmed at UNLV, 11-24-18	E. Pantels, UNLV, 11-25-17
Kicked four FGs	Brandon Talton vs. Weber State, 9-14-19	G. Ressel (4), Missouri, 9-25-09
Kicked five or more FGs	Damon Fine (5) vs. Rice, 10-21-01	*
Kicked a FG of 50 yards or longer	Brandon Talton (56) vs. Purdue, 8-30-19	E. Pantels (53), UNLV, 11-25-17
Kicked a 70-79-yard punt	Quinton Conaway (74) vs. Fresno State, 10-6-18	W. Prather (72), San Jose State, 10-21-06
Intercepted two passes	Daniel Brown vs. Purdue, 8-30-19	J. White, UNLV, 11-24-18
Intercepted three or more passes	Dameon Baber (3) vs. San Jose State, 11-11-17	W. Derting (3), Washington State, 8-31-02
Recorded 100 or more return yards	Dameon Baber (139) vs. San Jose State, 11-11-17	S. Scarver (119), Utah State, 10-19-19

* – Has not happened since Nevada joined the NCAA Football Bowl Subdivision (I-A) in 1992.

Bold indicates current season



CARSON STRONG

12 QUARTERBACK // RS-FR // 6-4 // 220
Vacaville, Calif. (Wood HS)

NOTES

- Threw for 247 yards at Wyoming, his first start at QB since week 5
- Notched a career-long rush of 18 yards at Wyoming
- Has two games this season with 30 completions

CAREER STATS

RUSHING									
	g	att	yards	td	long	avg/c	avg/g		
2018	1	1	4	0	4	4.0	4.0		
2019	5	26	23	0	18	0.9	4.6		
TOTAL	6	27	27	0	18	1.0	4.5		

PASSING											
	g	cmp	att	int	yards	td	long	pct	avg/p	avg/g	effic
2018	1	0	0	0	0	0	0	0.0	0.0	0.0	0.0
2019	5	106	174	6	976	3	38	60.9	5.6	195.2	106.8
TOTAL	6	106	174	6	976	3	38	60.9	5.6	162.7	106.8

2019 GAME-BY-GAME

	PASSING					RUSHING						
	GP/GS	COMP	ATT	PCT	YDS	TD/INT	LNG	ATT	YDS	AVG	TD	LNG
Purdue	1/1	30	51	58.8	295	3/0	38	6	34	5.7	0	12
at Oregon	1/1	13	25	52.0	89	0/2	23	6	-4	-0.7	0	6
Weber State	1/1	30	44	68.1	299	0/2	35	7	-15	-2.1	0	14
at UTEP	Did not play											
Hawai'i	1/1	7	14	50.0	46	0/1	21	-	-	-	-	-
SJSU	Did not play											
at Utah State	Did not play											
at Wyoming	1/1	26	40	65.0	247	0/1	34	7	8	0.8	0	18
New Mexico												
at SDSU												
at Fresno State												
UNLV												

2019 SEASON HIGHS

- Pass attempts: 51, Purdue
- Pass completions: 30, Purdue; Weber State
- Passing TDs: 3, Purdue
- Long pass: 38, Purdue
- Rush attempts: 7, Weber State; at Wyoming
- Rush yards: 34, Purdue
- Long rush: 18, at Wyoming

CAREER HIGHS

- Pass attempts: 51, Purdue (8/30/19)
- Pass completions: 30, Purdue (8/30/19); Weber State (9/14/19)
- Passing TDs: 3, Purdue (8/30/19)
- Long pass: 38, Purdue (8/30/19)
- Rush attempts: 7, Weber State (9/14/19); at Wyoming (10/26/19)
- Rush yards: 34, Purdue (8/30/19)
- Long rush: 18, at Wyoming (10/26/19)



CRISTIAN SOLANO

13 QUARTERBACK // SR // 6-2 // 195
San Fernando, Calif. (San Fernando HS)

NOTES

- Earned the start in week four, threw two TDs, the first of his career
- Became Nevada's first 100-yard rusher of 2019 with a career-high 100 yards at UTEP
- Battled for the QB1 job before suffering a hand injury during fall camp

CAREER STATS

RUSHING									
	g	att	yards	td	long	avg/c	avg/g		
2018	12	26	103	1	17	4.0	8.6		
2019	6	26	138	0	47	5.3	23.0		
TOTAL	22	52	241	1	47	4.6	11.0		

PASSING											
	g	cmp	att	int	yards	td	long	pct	avg/p	avg/g	effic
2017	2	5	6	0	56	0	23	83.3	9.3	28.0	161.7
2018	12	23	45	4	200	0	18	51.1	4.4	16.7	70.7
2019	6	25	41	2	248	2	41	61.0	6.0	41.3	118.1
TOTAL	22	53	92	6	504	2	41	57.6	5.5	22.9	97.8

2019 GAME-BY-GAME

	PASSING					RUSHING						
	GP/GS	COMP	ATT	PCT	YDS	TD/INT	LNG	ATT	YDS	AVG	TD	LNG
Purdue	Did not play											
at Oregon	Did not play											
Weber State	Did not play											
at UTEP	1/1	13	19	68.4	182	2/1	41	10	100	10.0	0	47
Hawai'i	1/0	11	17	64.7	59	0/1	18	10	32	3.2	0	17
SJSU	1/0	-	-	-	-	-	-	-	-	-	-	-
at Utah State	1/0	-	-	-	-	-	-	-	-	-	-	-
at Wyoming	1/0	1	5	20.0	7	0/0	7	6	6	0.0	0	12
New Mexico												
at SDSU												
at Fresno State												
UNLV												

2019 SEASON HIGHS

- Pass attempts: 19, at UTEP
- Pass completions: 13, at UTEP
- Passing TDs: 2, at UTEP
- Long pass: 41, at UTEP
- Rush attempts: 10, at UTEP; Hawai'i
- Rush yards: 100, at UTEP
- Long rush: 47, at UTEP

CAREER HIGHS

- Pass attempts: 43, Fresno State (10/6/18)
- Pass completions: 22, Fresno State (10/6/18)
- Passing TDs: 2, at UTEP (9/21/19)
- Long pass: 41, at UTEP (9/21/19)
- Rush attempts: 23, Fresno State (10/6/18)
- Rush yards: 100, at UTEP (9/21/19)
- Long rush: 47, at UTEP (9/21/19)



**TOA
TAUA**

35 RUNNING BACK // SO // 5-9 // 210
Lompoc, Calif. (Lompoc HS)

NOTES

- Became the first Nevada RB to reach 100 yards on the ground with 160 vs. SJSU
- Scored his fourth rushing TD of the season on a 20-yard TD at Utah State
- Eclipsed 1,000 rushing yards in his career during the Weber State game

CAREER STATS

RUSHING	g	att	yards	td	long	avg/c	avg/g
2018	13	178	872	6	66	4.9	67.1
2019	8	126	534	4	27	4.2	66.8
TOTAL	21	304	1406	10	66	4.6	67.0

PASSING	g	cmp-att-int	yards	td	long	pct	avg/p	avg/g	effc
2018	13	4-4-0	93	1	73	100.0	23.2	7.2	377.8
2019	8	0-0-0	0	0	0	0.0	0.0	0.0	0.0
TOTAL	21	4-4-0	93	1	73	100.0	23.2	4.4	377.8

TOTAL OFFENSE	g	rush	pass	total	avg/g
2018	13	872	93	965	74.2
2019	8	534	0	534	66.8
TOTAL	21	1406	93	1499	71.4

RECEIVING	g	rec	yards	td	long	rec/g	avg/c	avg/g
2018	13	22	202	1	40	1.7	9.2	15.5
2019	8	19	140	0	41	2.4	7.4	17.5
TOTAL	21	41	342	1	41	2.0	8.3	16.3

2019 GAME-BY-GAME

	RUSHING					RECEIVING					
	GP/GS	ATT	YDS	AVG/C	TD	LNG	REC	YDS	AVG/C	TD	LNG
Purdue	1/0	12	56	4.7	1	8	8	64	8.0	0	15
at Oregon	1/1	6	13	2.1	0	5	-	-	-	-	-
Weber State	1/0	16	85	5.3	0	17	3	9	3.0	0	8
at UTEP	1/0	10	43	4.3	1	9	1	41	41.0	0	41
Hawai'i	1/1	17	72	4.2	0	18	-	-	-	-	-
SJSU	1/1	34	160	4.7	1	27	2	9	4.5	0	11
at Utah State	1/1	20	84	4.2	1	20	2	7	3.5	0	4
at Wyoming	1/1	11	21	1.9	0	8	3	10	3.3	0	4
New Mexico											
at SDSU											
at Fresno State											
UNLV											

2019 SEASON HIGHS

- Rush attempts: 34, San José State
- Rush yards: 160, San José State
- Long rush: 27, San José State
- Rush TDs: 1, Four times; most recent at Utah State
- Receptions: 8, Purdue
- Receiving yards: 64, Purdue
- Long reception: 41, at UTEP

CAREER HIGHS

- Rush attempts: 34, San José State (10/12/19)
- Rush yards: 170, at Toledo (9/22/18)
- Long rush: 66, at Toledo (9/22/18)
- Rush TDs: 3, at Toledo (9/22/18)
- Receptions: 8, Purdue (8/30/19)
- Receiving yards: 76, San Diego State (10/27/18)
- Receiving TDs: 1, San Diego State (10/27/18)
- Long reception: 41, at UTEP (9/21/19)



**KELTON
MOORE**

23 RUNNING BACK // SR // 5-11 // 225
Arlington, Texas (Juan Sequin HS)

NOTES

- Did not play in week nine due to an injury
- Scored two rushing TDs at UTEP, a career high for the Texas native
- Named one of four team captains for the 2019 season

CAREER STATS

RUSHING	g	att	yards	td	long	avg/c	avg/g
2016	12	2	10	0	11	5.0	0.8
2017	12	164	855	4	66	5.2	71.2
2018	13	90	433	4	46	4.8	33.3
2019	7	31	102	2	15	3.3	14.6
TOTAL	44	287	1400	10	66	4.9	31.8

RECEIVING	g	rec	yards	td	long	rec/g	avg/c	avg/g
2016	12	0	0	0	0	0.0	0.0	0.0
2017	12	19	189	1	70	1.6	9.9	15.8
2018	13	20	116	0	16	1.5	5.8	8.9
2019	7	6	17	0	23	0.9	2.8	2.4
TOTAL	44	45	322	1	70	1.0	7.2	7.3

2019 GAME-BY-GAME

	RUSHING					RECEIVING					
	GP/GS	ATT	YDS	AVG/C	TD	LNG	REC	YDS	AVG/C	TD	LNG
Purdue	1/1	5	16	3.2	0	7	-	-	-	-	-
at Oregon	1/0	9	36	4.0	0	11	1	23	23.0	0	23
Weber State	1/0	7	9	1.3	0	11	3	-3	-1.0	0	2
at UTEP	1/0	8	34	4.2	2	15	-	-	-	-	-
Hawai'i	1/0	1	5	5.0	0	5	2	-3	-1.5	0	2
SJSU	1/0	-	-	-	-	-	-	-	-	-	-
at Utah State	1/0	1	2	2.0	0	2	-	-	-	-	-
at Wyoming	Did not play										
New Mexico											
at SDSU											
at Fresno State											
UNLV											

2019 SEASON HIGHS

- Rush attempts: 9, at Oregon
- Rush yards: 36, at Oregon
- Long rush: 15, at UTEP
- Rush TDs: 2, at UTEP
- Receptions: 3, Weber State
- Receiving yards: 23, at Oregon
- Long reception: 23, at Oregon
- Kick returns: 2, at Oregon
- Kick return yards: 33, at Oregon

CAREER HIGHS

- Rush attempts: 23, UNLV (11/25/17)
- Rush yards: 216, Hawai'i (10/7/17)
- Long rush: 66, Hawai'i (10/7/17)
- Rush TDs: 2, at UTEP (9/21/19)
- Receptions: 5, at UNLV (11/24/18); Hawai'i (10/7/17)
- Receiving yards: 75, at Colorado State (10/14/17)
- Receiving TDs: 1, Hawai'i (10/7/17)
- Long reception: 70, at Colorado State (10/14/17)
- Kick returns: 2, at Oregon (9/7/19)
- Kick return yards: 33, at Oregon (9/7/19)



DEVONTE LEE

2 **RUNNING BACK // SO // 5-8 // 230**
Oklahoma City, Okla. (John Marshall HS)

NOTES

- Recorded a career-long 31-yard rush at Wyoming (previous high was 20 yards)
- Scored two rushing TDs in the win over SJSU on just 10 carries
- Was sidelined for the first four games of the season with an injury

CAREER STATS

RUSHING							
	g	att	yards	td	long	avg/c	avg/g
2018	11	45	193	7	20	4.3	17.5
2019	4	23	91	2	31	4.0	22.8
TOTAL	15	68	284	9	31	4.2	18.9

RECEIVING							
	g	rec	yards	td	long	rec/g	avg/c
2018	11	3	3	0	8	0.3	1.0
2019	4	5	35	0	13	1.2	7.0
TOTAL	15	8	38	0	13	0.5	4.8

2019 GAME-BY-GAME

	RUSHING					RECEIVING					
	GP/GS	ATT	YDS	AVG/C	TD	LNG	REC	YDS	AVG/C	TD	LNG
Purdue											
at Oregon											
Weber State											
at UTEP											
Hawai'i	1/0	1	4	4.0	0	4	-	-	-	-	-
SJSU	1/0	10	24	2.4	2	7	1	9	9.0	-	9
at Utah State	1/0	9	25	2.8	0	7	2	16	8.0	0	13
at Wyoming	1/0	3	38	12.7	0	31	2	10	5.0	0	7
New Mexico											
at SDSU											
at Fresno State											
UNLV											

2019 SEASON HIGHS

Rush attempts: 10, San José State
 Rush yards: 38, at Wyoming
 Rush TDs: 2, San José State
 Long rush: 31, at Wyoming
 Receptions: 2, at Utah State; at Wyoming
 Receiving yards: 16, at Utah State
 Long reception: 13, at Utah State

CAREER HIGHS

Rush attempts: 10, San José State (10/12/19)
 Rush yards: 43, Portland State (8/31/18)
 Long rush: 31, at Wyoming (10/26/19)
 Rush TDs: 2, Three times; most recent vs. San José State (10/12/19)
 Receptions: 2, at Utah State (10/19/19); at Wyoming (10/26/19)
 Receiving yards: 16, at Utah State (10/19/19)
 Long reception: 13, at Utah State (10/19/19)



ELIJAH COOKS

4 **WIDE RECEIVER // JR // 6-4 // 215**
Atascadero, Calif. (Atascadero HS)

NOTES

- Collected a career-high 94 receiving yards on six catches in the win over SJSU
- Leads the team with 424 receiving yards and in receptions with 36
- Caught the game-tying TD with 52 seconds left vs. Purdue

CAREER STATS

RECEIVING							
	g	rec	yards	td	long	rec/g	avg/c
2017	9	2	23	0	16	0.2	11.5
2018	13	22	348	6	40	1.7	15.8
2019	8	36	424	4	55	4.5	11.8
TOTAL	30	60	795	10	55	2.0	13.2

2019 GAME-BY-GAME


	RECEIVING					
	GP/GS	REC	YDS	AVG/C	TD	LNG
Purdue	1/1	7	60	8.5	2	21
at Oregon	1/1	1	15	15.0	0	15
Weber State	1/1	6	65	10.8	0	27
at UTEP	1/1	4	82	20.5	2	28
Hawai'i	1/1	5	38	7.6	0	16
SJSU	1/1	6	94	15.6	0	55
at Utah State	1/1	4	39	9.7	0	16
at Wyoming	1/1	3	31	10.3	0	15
New Mexico						
at SDSU						
at Fresno State						
UNLV						

2019 SEASON HIGHS

Receptions: 7, Purdue
 Receiving yards: 94, San José State
 Receiving TDs: 2, Purdue; at UTEP
 Long reception: 55, San José State

CAREER HIGHS

Receptions: 7, Purdue (8/30/19)
 Receiving yards: 94, San José State (10/12/19)
 Receiving TDs: 2, Three times; most recent at UTEP (9/21/19)
 Long reception: 55, San José State (10/12/19)



DOMINIC CHRISTIAN

14 WIDE RECEIVER // SR // 6-1 // 195
Chicago, Ill. (Hales Franciscan HS)

NOTES

- Had three receptions vs. Hawai'i, tying his single-game career-high
- Got his first career start in the win over Weber State
- Caught his first career TD reception (38 yards) in the win over Purdue

CAREER STATS

RECEIVING	g	rec	yards	td	long	rec/g	avg/c	avg/g
2016	9	0	0	0	0	0.0	0.0	0.0
2017	7	2	8	0	5	0.3	4.0	1.1
2018	11	4	36	0	15	0.4	9.0	3.3
2019	8	18	186	1	38	2.2	10.3	23.2
TOTAL	36	24	230	1	38	0.7	9.6	6.4

2019 GAME-BY-GAME

	RECEIVING					
	GP/GS	REC	YDS	AVG/C	TD	LNG
Purdue	1/0	2	41	20.5	1	38
at Oregon	1/0	2	22	11.0	0	12
Weber State	1/1	3	33	11.0	0	14
at UTEP	1/1	2	11	5.5	0	15
Hawai'i	1/1	3	6	2.0	0	5
SJSU	1/1	3	28	9.3	0	13
at Utah State	1/1	2	42	21.0	0	22
at Wyoming	1/1	1	3	3.0	0	3
New Mexico						
at SDSU						
at Fresno State						
UNLV						

2019 SEASON HIGHS

Receptions: 3, Three times; most recent San José State
 Receiving yards: 42, at Utah State
 Receiving TDs: 1, Purdue
 Long reception: 38, Purdue

CAREER HIGHS

Receptions: 3, Four times; most recent vs. San José State (10/12/19)
 Receiving yards: 42, at Utah State (10/19/19)
 Receiving TDs: 1, Purdue (8/30/19)
 Long reception: 38, Purdue (8/30/19)



KALEB FOSSOM

3 WIDE RECEIVER // SR // 5-9 // 190
Lake Forest, Calif. (Washington State)

NOTES

- Went over 1,000 receiving yards for his career at Utah State
- Is second on the Pack with 26 receptions this season
- Named one of four team captains for the 2019 season

CAREER STATS

RECEIVING	g	rec	yards	td	long	rec/g	avg/c	avg/g
2017	1	4	36	0	12	4.0	9.0	36.0
2018	13	70	734	1	34	5.4	10.5	56.5
2019	8	26	251	0	28	3.2	9.7	31.4
TOTAL	22	100	1021	1	34	4.5	10.2	46.4

PUNT RETURNS	g	no.	yards	td	long	avg/r	avg/g
2017	1	2	18	0	13	9.0	18.0
2018	13	4	43	0	24	10.8	3.3
2019	8	4	15	0	8	3.8	1.9
TOTAL	22	10	76	0	24	7.6	3.5

2019 GAME-BY-GAME

	RECEIVING						PUNT RETURN				
	GP/GS	REC	YDS	AVG/C	TD	LNG	RET	YDS	TD	AVG/R	LNG
Purdue	1/1	6	58	9.6	0	21	-	-	-	-	-
at Oregon	1/0	4	14	3.5	0	5	-	-	-	-	-
Weber State	1/1	5	77	15.4	0	26	2	7	0	3.5	8
at UTEP	1/1	4	46	11.5	0	21	1	1	0	1.0	1
Hawai'i	1/0	1	0	0.0	0	0	-	-	-	-	-
SJSU	1/0	2	18	9.0	0	10	1	7	0	7.0	7
at Utah State	1/0	3	29	9.7	0	28	-	-	-	-	-
at Wyoming	1/0	1	9	9.0	0	9	-	-	-	-	-
New Mexico											
SDSU											
at Fresno State											
UNLV											

2019 SEASON HIGHS

Receptions: 6, Purdue
 Receiving yards: 77, Weber State
 Long reception: 28, at Utah State
 Punt returns: 2, Weber State
 Punt return yards: 7, Weber State; San José State
 Long punt return: 8, Weber State

CAREER HIGHS

Receptions: 15, at Toledo (9/22/18)
 Receiving yards: 150, at Toledo (9/22/18)
 Receiving TDs: 1, Colorado State (11/10/18)
 Long reception: 34, Portland State (8/31/18)
 Punt returns: 2, at Northwestern (9/2/17); Weber State (9/14/19)
 Punt return yards: 27, at Vanderbilt (9/8/18)
 Long punt return: 24, at Vanderbilt (9/8/18)



ROMEO DOUBS

7 WIDE RECEIVER // SO // 6-2 // 195
Los Angeles, Calif. (Jefferson HS)

NOTES

- Needs just 31 receiving yards to eclipse 1,000 in his career
- Led the Pack with 98 receiving yards at Wyoming on just five receptions
- Posted a career-best 146 receiving yards on five catches in the win over SJSU

CAREER STATS

RECEIVING	g	rec	yards	td	long	rec/g	avg/c	avg/g
2018	13	43	562	2	57	3.3	13.1	43.2
2019	7	24	407	1	75	3.4	17.0	58.1
TOTAL	20	67	969	3	75	3.3	14.5	48.5

PUNT RETURNS	g	no.	yards	td	long	avg/r	avg/g
2018	13	6	107	1	80	17.8	8.2
2019	7	4	15	0	8	3.8	2.1
TOTAL	20	10	122	1	80	12.2	6.1

2019 GAME-BY-GAME

	RECEIVING						PUNT RETURN				
	GP/GS	REC	YDS	AVG/C	TD	LNG	RET	YDS	TD	AVG/R	LNG
Purdue	1/1	5	47	9.4	0	23	1	6	0	6.0	6
at Oregon	1/1	2	13	6.5	0	11	-	-	-	-	-
Weber State	Did not play										
at UTEP	1/0	1	-2	0.0	0	-2	-	-	-	-	-
Hawai'i	1/0	2	25	12.5	0	21	-	-	-	-	-
SJSU	1/1	5	146	29.2	1	75	1	8	0	8.0	8
at Utah State	1/1	4	80	20.0	0	33	-	-	-	-	-
at Wyoming	1/1	5	98	19.6	0	34	2	1	0	0.5	4
New Mexico											
SDSU											
at Fresno State											
UNLV											

2019 SEASON HIGHS

- Receptions: 5, Three times; most recent at Wyoming
- Receiving yards: 146, San José State
- Receiving TDs: 1, San José State
- Long reception: 75, San José State
- Punt returns: 2, at Wyoming
- Punt return yards: 8, San José State
- Long punt return: 8, San José State

CAREER HIGHS

- Receptions: 8, Colorado State (11/10/18)
- Receiving yards: 146, San José State (10/12/19)
- Receiving TDs: 2, Colorado State (11/10/18)
- Long reception: 75, San José State (10/12/19)
- Punt returns: 2, at Toledo (9/22/18); at Wyoming (10/26/19)
- Punt return yards: 80, Portland State (8/31/18)
- Long punt return: 80, Portland State (8/31/18)
- Punt return TDs: 1, Portland State (8/31/18)



BEN PUTMAN

10 WIDE RECEIVER // SR // 5-9 // 185
Novato, Calif. (Santa Rosa JC)

NOTES

- Has become the team's primary kick returner since week 5
- Made a career-high four receptions for 57 yards vs. Weber State
- Played hero in the 2018 Arizona Bowl victory, snagging four catches for 114 yards

CAREER STATS

RECEIVING	g	rec	yards	td	long	rec/g	avg/c	avg/g
2018	6	4	114	0	44	0.7	28.5	19.0
2019	8	11	132	0	24	1.4	12.0	16.5
TOTAL	14	15	246	0	44	1.1	16.4	17.6

2019 GAME-BY-GAME

	RECEIVING						KICK RETURN				
	GP/GS	REC	YDS	AVG/C	TD	LNG	RET	YDS	TD	AVG/R	LNG
Purdue	1/0	1	21	21.0	0	21	-	-	-	-	-
at Oregon	1/0	2	18	9.0	0	14	-	-	-	-	-
Weber State	1/0	4	57	14.2	0	24	-	-	-	-	-
at UTEP	1/0	-	-	-	-	-	-	-	-	-	-
Hawai'i	1/0	1	3	3.0	0	3	5	87	0	17.4	21
SJSU	1/0	1	18	18.0	0	18	1	31	0	31.0	31
at Utah State	1/0	-	-	-	-	-	4	87	0	21.7	23
at Wyoming	1/0	2	15	7.5	0	10	1	16	0	16.0	16
New Mexico											
SDSU											
at Fresno State											
UNLV											

2019 SEASON HIGHS

- Receptions: 4, Weber State
- Receiving yards: 57, Weber State
- Long reception: 24, Weber State
- Kickoff returns: 5, Hawai'i
- Kickoff return yards: 87, Hawai'i; at Utah State
- Long kickoff return: 31, San José State

CAREER HIGHS

- Receptions: 4, vs. Arkansas State (12/29/18); Weber State (9/14/19)
- Receiving yards: 114, vs. Arkansas State (12/29/18)
- Long reception: 44, vs. Arkansas State (12/29/18)
- Kickoff returns: 5, Hawai'i (9/28/19)
- Kickoff return yards: 87, Hawai'i (9/28/19); at Utah State (10/19/19)
- Long kickoff return: 31, San José State (10/12/19)



**COLE
TURNER**

19 WIDE RECEIVER // SO // 6-6 // 225
Clackamas, Ore. (Clackamas HS)

NOTES

- Made his first reception of the season at UTEP that went for 14 yards
- One of the tallest receivers on the team at 6-6
- Notched his first career TD reception at UNLV last season

CAREER STATS

RECEIVING	g	rec	yards	td	long	rec/g	avg/c	avg/g
2018	12	2	37	1	24	0.2	18.5	3.1
2019	8	3	33	0	14	0.4	11.0	4.1
TOTAL	20	5	70	1	24	0.2	14.0	3.5

2019 SEASON HIGHS

Receptions: 1, Three times; most recent at Wyoming
Receiving yards: 14, at UTEP
Long reception: 14, at UTEP

CAREER HIGHS

Receptions: 1, Five times; most recent at Wyoming (10/26/19)
Receiving yards: 24, at UNLV (11/24/18)
Receiving TDs: 1, at UNLV (11/24/18)
Long reception: 24, at UNLV (11/24/18)



**MELQUAN
STOVALL**

1 WIDE RECEIVER // FR // 5-8 // 185
Palmdale, Calif. (Junipero Serra HS)

NOTES

- Caught a career-best seven passes for a career-high 57 yards at Wyoming
- Hauled in a career-long reception of 23 yards at Wyoming
- Earned the first start of his career against Hawai'i

CAREER STATS

RECEIVING	g	rec	yards	td	long	rec/g	avg/c	avg/g
2019	4	10	75	0	23	2.5	7.5	18.8
TOTAL	4	10	75	0	23	2.5	7.5	18.8

2019 GAME-BY-GAME

	RECEIVING					
	GP/GS	REC	YDS	AVG/C	TD	LNG
Purdue	Did not play					
at Oregon	Did not play					
Weber State	1/0	1	11	11.0	0	11
at UTEP	1/0	1	2	2.0	0	2
Hawai'i	1/1	1	5	5.0	0	5
SJSU	Did not play					
at Utah State	Did not play					
at Wyoming	1/0	7	57	8.1	0	23
New Mexico						
at SDSU						
at Fresno State						
UNLV						

2019 SEASON HIGHS

Receptions: 7, at Wyoming
Receiving yards: 57, at Wyoming
Long reception: 23, at Wyoming

CAREER HIGHS

Receptions: 7, at Wyoming (10/26/19)
Receiving yards: 57, at Wyoming (10/26/19)
Long reception: 23, at Wyoming (10/26/19)



**REAGAN
ROBERSON**

31 TIGHT END // JR // 6-1 // 250
Gardnerville, Nev. (Douglas HS)

NOTES

- Caught his first pass of the season at Oregon for four yards
- Made the game-winning reception in overtime in the 2018 Arizona Bowl victory
- Local product out of nearby Gardnerville and Douglas HS

CAREER STATS

RECEIVING	g	rec	yards	td	long	rec/g	avg/c	avg/g
2017	8	1	23	0	23	0.1	23.0	2.9
2018	13	3	25	1	11	0.2	8.3	1.9
2019	8	1	4	0	4	0.1	4.0	0.5
TOTAL	29	5	52	1	23	0.2	10.4	1.8

2019 SEASON HIGHS

Receptions: 1, at Oregon
Receiving yards: 4, at Oregon
Long reception: 4, at Oregon

CAREER HIGHS

Receptions: 2, vs. Arkansas State (12/29/18)
Receiving yards: 23, at Colorado State (10/14/17)
Receiving TDs: 1, vs. Arkansas State (12/29/18)
Long reception: 23, at Colorado State (10/14/17)



**CRISHAUN
LAPPIN**

9 TIGHT END // SO // 6-0 // 245
Las Vegas, Nev. (Liberty HS)

NOTES

- Recorded a career-high 19-yard reception during the win over SJSU
- Made his first catch of the season vs. Hawai'i for a career-high five yards
- Earned his second start of the season at UTEP

CAREER STATS

RECEIVING	g	rec	yards	td	long	rec/g	avg/c	avg/g
2018	12	2	-1	0	1	0.2	-0.5	-0.1
2019	8	2	24	0	19	0.2	12.0	3.0
TOTAL	20	4	23	0	19	0.2	5.8	1.1

2019 SEASON HIGHS

Receptions: 1, Hawai'i; San José State
Receiving yards: 19, San José State
Long reception: 19, San José State

CAREER HIGHS

Receptions: 2, vs. Arkansas State (12/29/18)
Receiving yards: 19, San José State (10/12/19)
Long reception: 19, San José State (10/12/19)



**MILES
BEACH**

72 OFFENSIVE LINE // JR // 6-4 // 280
Los Gatos, Calif. (Los Gatos HS)

NOTES

- Moved over to left tackle after Jake Nelson's season-ending injury
- Will bring veteran leadership to The Union in 2019
- Appeared in 10 games on the offensive line

CAREER STATS

PARTICIPATION	g	
2016	0	No other statistics
2017	11	No other statistics
2018	10	No other statistics
2019	8	No other statistics
TOTAL	29	No other statistics



**AARON
FROST**

65 OFFENSIVE LINE // SO // 6-5 // 290
Long Beach, Calif. (Long Beach Poly HS)

NOTES

- Appeared in seven contests during his true freshman year
- Made two starts on the O-line in 2018, at Toledo and Air Force
- Originally came to Nevada as a defensive lineman

CAREER STATS

TACKLES	g	ua	a	total	tfl	pd	ff	fr	blk	qbh
2018	7	0	0	0	0.0-0	0	0	0	0	0
2019	8	0	1	1	0.0-0	0	0	0	0	0
TOTAL	15	0	1	1	0.0-0	0	0	0	0	0



**GRAY
DAVIS**

67 OFFENSIVE LINE // SO // 6-4 // 305
Dallas, Texas (Parish Episcopal HS)

NOTES

- Has started three consecutive games for Nevada at left guard
- Earned his first career start in the win over SJSU
- Appeared in all but one game last season, mainly on extra point attempts

CAREER STATS

PARTICIPATION	g	
2017	0	No other statistics
2018	12	No other statistics
2019	8	No other statistics
TOTAL	20	No other statistics



**NATE
BROWN**

76 OFFENSIVE LINE // JR // 6-4 // 300
Tracy, Calif. (Tracy HS)

NOTES

- Has started in 19 consecutive games on the offensive line
- One of two returning starters on the offensive line
- Part of the All-MW academic team

CAREER STATS

PARTICIPATION	g	
2016	0	No other statistics
2017	9	No other statistics
2018	13	No other statistics
2019	8	No other statistics
TOTAL	30	No other statistics



**TYLER
ORSINI**

55 OFFENSIVE LINE // JR // 6-2 // 300
Ventura, Calif. (Ventura College)

NOTES

- Has started in three consecutive games at center
- Earned his first start for the Wolf Pack in the win over SJSU
- Offseason JuCo transfer from Ventura College

CAREER STATS

PARTICIPATION	g	
2019	8	No other statistics
TOTAL	8	No other statistics



KAMERON TOOMER

47 DEFENSIVE END // JR // 6-3 // 270
Las Vegas, Nev. (Palo Verde HS)

NOTES

- Sidelined for a number of weeks after suffering a foot injury prior to week nine
- Recorded a career-high seven total tackles at UTEP
- Earned his first career start in the opener vs. Purdue

CAREER STATS

TACKLES	g	ua	a	total	tfl	pd	ff	fr	blk	qbh
2016	0	0	0	0	0.0-0	0	0	0	0	0
2017	6	1	5	6	0.0-0	0	0	0	0	0
2018	9	6	0	6	1.0-1	0	0	0	0	0
2019	6	8	11	19	3.0-13	1	0	0	0	2
TOTAL	21	15	16	31	4.0-14	1	0	0	0	2

SACKS	g	ua	a	total	yards
2016	0	0	0	0.0	0
2017	6	0	0	0.0	0
2018	9	0	0	0.0	0
2019	6	1	0	1.0	6
TOTAL	21	1	0	1.0	6

2019 GAME-BY-GAME

	GP/GS	UA	A	TOT	TFL-YDS	SCK-YDS	FF	FR	INT-YDS	QBH	BRUP
Purdue	1/1	0	1	1	0.5-1	-	-	-	-	-	-
at Oregon	1/1	0	1	1	-	-	-	-	-	-	-
Weber State	1/1	1	3	4	1.0-5	-	-	-	-	-	-
at UTEP	1/1	4	3	7	-	-	-	-	-	1	-
Hawai'i	1/1	2	1	3	1.5-7	1.0-6	-	-	-	-	-
SJSU	1/1	1	2	3	-	-	-	-	-	-	1
at Utah State	Did not play										
at Wyoming	Did not play										
New Mexico											
SDSU											
at Fresno State											
UNLV											

2019 SEASON HIGHS

Tackles: 7, at UTEP
Tackles for loss: 1.5, Hawai'i
Sacks: 1.0, Hawai'i
Pass breakup: 1, San José State

CAREER HIGHS

Tackles: 7, at UTEP (9/21/19)
Tackles for loss: 1.5, Hawai'i (9/28/19)
Sacks: 1.0, Hawai'i (9/28/19)
Pass breakup: San José State (10/12/19)



KALEB MEDER

92 DEFENSIVE END // SR // 6-3 // 270
Wheatland, Calif. (American River College)

NOTES

- Earned his first start of the season at Wyoming
- Suffered a game-ending injury at Wyoming; likely out several weeks
- Made a season-best four tackles at UTEP, his first tackles of the year

CAREER STATS

TACKLES	g	ua	a	total	tfl	pd	ff	fr	blk	qbh
2018	13	8	11	19	3.5-13	0	0	0	0	0
2019	6	3	3	6	0.0-0	0	0	0	0	0
TOTAL	19	11	14	25	3.5-13	0	0	0	0	0

SACKS	g	ua	a	total	yards
2018	13	2	0	2.0	11
2019	6	0	0	0.0	0
TOTAL	19	2	0	2.0	11

CAREER HIGHS

Tackles: 5, at UNLV (11/24/18)
Tackles for loss: 1.0, Three times; most recent at UNLV (11/24/18)
Sacks: 1.0, Colorado State (11/10/18); Oregon State (9/15/18)



HAUSIA SEKONA

96 NOSE TACKLE // SR // 6-0 // 280
Salt Lake City, Utah (East HS)

NOTES

- Recorded the first sack of his career at Wyoming that went for a loss of nine yards
- Led the Pack with a season-high seven total tackles at Oregon
- Named one of four team captains for the 2019 season

CAREER STATS

TACKLES	g	ua	a	total	tfl	pd	ff	fr	blk	qbh
2016	11	12	12	24	2.5-3	1	0	0	0	1
2017	12	18	15	33	2.5-8	0	0	2	0	1
2018	12	13	18	31	3.5-4	0	1	0	0	0
2019	8	11	7	18	1.5-10	0	0	0	0	0
TOTAL	43	54	52	106	10.0-25	1	1	2	0	2

SACKS	g	ua	a	total	yards
2016	11	0	0	0.0	0
2017	12	0	0	0.0	0
2018	12	0	0	0.0	0
2019	8	1	0	1.0	9
TOTAL	43	1	0	1.0	9

2019 GAME-BY-GAME

	GP/GS	UA	A	TOT	TFL-YDS	SCK-YDS	FF	FR	INT-YDS	QBH	BRUP
Purdue	1/1	1	0	1	-	-	-	-	-	-	-
at Oregon	1/1	4	3	7	-	-	-	-	-	-	-
Weber State	1/1	-	-	-	-	-	-	-	-	-	-
at UTEP	1/1	0	1	1	-	-	-	-	-	-	-
Hawai'i	1/1	2	1	3	0.5-1	-	-	-	-	-	-
SJSU	1/1	1	0	1	-	-	-	-	-	-	-
at Utah State	1/0	1	1	2	-	-	-	-	-	-	-
at Wyoming	1/0	2	1	3	1.0-9	1.0-9	-	-	-	-	-
New Mexico											
SDSU											
at Fresno State											
UNLV											

2019 SEASON HIGHS

Tackles: 7, at Oregon
Tackles for loss: 1.0, at Wyoming
Sacks: 1.0, at Wyoming

CAREER HIGHS

Tackles: 9, Toledo (9/9/17)
Tackles for loss: 1.0, Eight times; most recent at Wyoming (10/26/19)
Sacks: 1.0, at Wyoming (10/26/19)
Fumbles forced: 1, at Vanderbilt (9/8/18)
Fumbles recovered: 2, San Jose State (11/11/17)



CHRIS GREEN

54 NOSE TACKLE // JR // 6-2 // 305
Los Angeles, Calif. (Los Angeles HS)

NOTES

- Earned his second consecutive start at Wyoming
- Collected a career-best 2.0 tackles for loss against Hawai'i and a season-high four tackles
- Recorded a TFL in the season opener vs. Purdue

CAREER STATS

TACKLES	g	ua	a	total	tfl	pd	ff	fr	blk	qbh
2017	8	2	1	3	1.0-2	0	0	0	0	0
2018	10	5	7	12	0.5-0	0	0	0	0	0
2019	8	11	1	12	3.5-6	0	0	0	0	0
TOTAL	26	18	9	27	5.0-8	0	0	0	0	0

SACKS	g	ua	a	total	yards
2017	8	1	0	1.0	2
2018	10	0	1	0.5	0
2019	8	0	0	0.0	0
TOTAL	26	1	1	1.5	2

2019 GAME-BY-GAME

	GP/GS	UA	A	TOT	TFL-YDS	SCK-YDS	FF	FR	INT-YDS	QBH	BRUP
Purdue	1/0	2	0	2	1.0-2	-	-	-	-	-	-
at Oregon	1/0	1	1	2	0.5-1	-	-	-	-	-	-
Weber State	1/0	1	0	1	-	-	-	-	-	-	-
at UTEP	1/0	-	-	-	-	-	-	-	-	-	-
Hawai'i	1/0	4	0	4	2.0-3	-	-	-	-	-	-
SJSU	1/0	-	-	-	-	-	-	-	-	-	-
at Utah State	1/1	2	0	2	-	-	-	-	-	-	-
at Wyoming	1/1	1	0	1	-	-	-	-	-	-	-

New Mexico

SDSU

at Fresno State


UNLV

2019 SEASON HIGHS

Tackles: 4, Hawai'i
Tackles for loss: 2.0, Hawai'i

CAREER HIGHS

Tackles: 5, Boise State (10/13/18)
Tackles for loss: 2.0, Hawai'i (9/28/19)
Sacks: 1.0, Air Force (10/20/17)



DOM PETERSON

99 DEFENSIVE TACKLE // SO // 6-0 // 295
Harbor City, Calif. (Narbonne HS)

NOTES

- Did not play in week nine vs. Wyoming
- Has recorded at least 1.0 TFL in seven of his last eight games played
- Named to the preseason watch list for the Ted Hendricks Award

CAREER STATS

TACKLES	g	ua	a	total	tfl	pd	ff	fr	blk	qbh
2018	13	24	20	44	10.5-29	1	1	1	0	0
2019	7	13	11	24	7.0-21	0	1	0	0	0
TOTAL	20	37	31	68	17.5-50	1	2	1	0	0

SACKS	g	ua	a	total	yards
2018	13	2	2	3.0	17
2019	7	4	0	4.0	14
TOTAL	20	6	2	7.0	31

2019 GAME-BY-GAME

	GP/GS	UA	A	TOT	TFL-YDS	SCK-YDS	FF	FR	INT-YDS	QBH	BRUP
Purdue	1/1	1	1	2	1.0-3	1.0-3	1	-	-	-	-
at Oregon	1/1	2	3	5	1.0-2	1.0-2	-	-	-	-	-
Weber State	1/1	2	0	2	2.0-6	-	-	-	-	-	-
at UTEP	1/1	2	7	9	1.0-4	1.0-4	-	-	-	-	-
Hawai'i	1/1	-	-	-	-	-	-	-	-	-	-
SJSU	1/1	2	0	2	1.0-1	-	-	-	-	-	-
at Utah State	1/1	3	2	5	1.0-5	1.0-5	-	-	-	-	-
at Wyoming	Did not play										

New Mexico

SDSU

at Fresno State

UNLV

2019 SEASON HIGHS

Tackles: 9, at UTEP
Tackles for loss: 2.0, Weber State
Sacks: 1.0, Four times; most recent at Utah State
Fumbles forced: 1, Purdue

CAREER HIGHS

Tackles: 9, at UTEP (9/21/19)
Tackles for loss: 2.5, vs. Arkansas State (12/29/18)
Sacks: 1.5, Colorado State (11/10/18)
Fumbles forced: 1, at Hawai'i (10/20/18)
Fumbles recovered: 1, at Vanderbilt (9/8/18)



SAM HAMMOND

98 DEFENSIVE TACKLE // JR // 6-5 // 275
 Yerington, Nev. (Yerington HS)

NOTES

- Has started in two consecutive games for the first time in his career
- Recorded a career-high five tackles at Wyoming
- Forced a fumble for the first time in his career vs. Weber State

CAREER STATS

TACKLES	g	ua	a	total	tfl	pd	ff	fr	blk	qbh
2017	12	1	0	1	0.0-0	0	0	0	0	0
2018	13	5	12	17	1.0-5	0	0	1	1	0
2019	8	6	6	12	0.5-1	0	0	0	0	2
TOTAL	33	12	18	30	1.5-6	0	0	1	1	2

SACKS	g	ua	a	total	yards
2017	12	0	0	0.0	0
2018	13	0	2	1.0	5
2019	8	0	1	0.5	0
TOTAL	33	0	3	1.5	5

2019 GAME-BY-GAME

	GP/GS	UA	A	TOT	TFL-YDS	SCK-YDS	FF	FR	INT-YDS	QBH	BRUP
Purdue	1/0	0	1	1	0.5-1	-	-	-	-	-	-
at Oregon	1/0	0	2	2	-	-	-	-	-	-	-
Weber State	1/0	0	1	1	0.5-0	1	-	-	-	-	-
at UTEP	1/0	-	-	-	-	-	-	-	-	1	-
Hawai'i	1/0	-	-	-	-	-	-	-	-	-	-
SJSU	1/0	1	0	1	-	-	-	-	-	-	-
at Utah State	1/1	1	1	2	-	-	-	-	-	-	-
at Wyoming	1/1	4	1	5	-	-	-	-	-	-	-
New Mexico											
SDSU											
at Fresno State											
UNLV											

2019 SEASON HIGHS

Tackles: 5, at Wyoming
 Tackles for loss: 0.5, Purdue

CAREER HIGHS

Tackles: 5, at Wyoming (10/26/19)
 Tackles for loss: 0.5, vs. Arkansas State (12/29/18); Purdue (8/30/19)
 Sacks: 0.5, vs. Arkansas State (12/29/18)
 Fumbles recovered: 1, San Diego State (10/27/18)
 Blocked kicks: 1, Portland State (8/31/18)



MALIEK BROADY

16 LINEBACKER // SR // 5-11 // 225
 Las Vegas, Nev. (Sierra Vista HS)

NOTES

- Collected two sacks at Utah State, the first multi-sack game of his career
- Earned his first collegiate start in week one vs. Purdue
- Began his time at Nevada as a running back before switching to linebacker in 2018

CAREER STATS

TACKLES	g	ua	a	total	tfl	pd	ff	fr	blk	qbh
2016	5	1	0	1	0.0-0	0	0	0	0	0
2017	11	1	1	2	0.0-0	0	0	0	0	0
2018	13	12	5	17	5.0-17	1	0	0	0	0
2019	7	10	5	15	2.0-22	0	1	0	0	0
TOTAL	36	24	11	35	7.0-39	1	1	0	0	0

SACKS	g	ua	a	total	yards
2016	5	0	0	0.0	0
2017	11	0	0	0.0	0
2018	13	2	0	2.0	14
2019	7	2	0	2.0	22
TOTAL	36	4	0	4.0	36

2019 GAME-BY-GAME

	GP/GS	UA	A	TOT	TFL-YDS	SCK-YDS	FF	FR	INT-YDS	QBH	BRUP
Purdue	1/1	1	2	3	-	-	-	-	-	-	-
at Oregon	1/1	3	1	4	-	-	-	-	-	-	-
Weber State											
at UTEP	1/0	1	0	1	-	-	-	-	-	-	-
Hawai'i	1/0	-	-	-	-	-	-	-	-	-	-
SJSU	1/0	-	-	-	-	-	-	-	-	-	-
at Utah State	1/0	4	1	5	2.0-22	2.0-22	1	-	-	-	-
at Wyoming	1/0	1	1	2	-	-	-	-	-	-	-
New Mexico											
SDSU											
at Fresno State											
UNLV											

2019 SEASON HIGHS

Tackles: 5, at Utah State
 Tackles for loss: 2.0, at Utah State
 Sacks: 2.0, at Utah State
 Fumbles recovered: 1, at Utah State

CAREER HIGHS

Tackles: 5, vs. Arkansas State (12/29/18); at Utah State (10/19/19)
 Tackles for loss: 2.0, Oregon State (9/15/18); at Utah State (10/19/19)
 Sacks: 2.0, at Utah State (10/19/19)
 Fumbles recovered: 1, at Utah State (10/19/19)



LUCAS WEBER

24 LINEBACKER // SR // 6-1 // 230
Reno, Nev. (McQueen HS)

NOTES

- Sideline for a number of weeks after suffering an ankle injury prior to week nine
- Named one of four team captains for the 2019 season
- On the watch list for the Wuerffel Trophy and a nominee for the AFCA Good Works Team

CAREER STATS

TACKLES	g	ua	a	total	tfl	pd	ff	fr	blk	qbh
2015	8	0	0	0	0.0-0	0	0	0	0	0
2016	1	2	1	3	0.0-0	0	0	0	0	0
2017	12	11	13	24	2.0-10	0	1	0	0	0
2018	12	33	23	56	10.5-61	1	0	1	0	1
2019	5	6	5	11	1.0-4	0	0	1	0	0
TOTAL	38	52	42	94	13.5-75	1	1	2	0	1

SACKS	g	ua	a	total	yards
2015	8	0	0	0.0	0
2016	1	0	0	0.0	0
2017	12	1	0	1.0	7
2018	12	5	1	5.5	44
2019	5	0	0	0.0	0
TOTAL	38	6	1	6.5	51

2019 GAME-BY-GAME

	GP/GS	UA	A	TOT	TFL-YDS	SCK-YDS	FF	FR	INT-YDS	QBH	BRUP
Purdue	1/1	2	1	3	-	-	-	1	-	-	-
at Oregon	1/1	2	1	3	-	-	-	-	-	-	-
Weber State	1/1	1	0	1	1.0-4	-	-	-	-	-	-
at UTEP	1/1	0	3	3	-	-	-	-	-	-	-
Hawai'i	Did not play										
SJSU	1/1	1	0	1	-	-	-	-	-	-	-
at Utah State	Did not play										
at Wyoming	Did not play										
New Mexico											
SDSU											
at Fresno State											
UNLV											

2019 SEASON HIGHS

Tackles: 3, Three times; most recent at UTEP
Tackles for loss: 1.0, Weber State
Fumbles recovered: 1, Purdue

CAREER HIGHS

Tackles: 10, Portland State (8/31/18)
Tackles for loss: 3.0, at San Jose State (11/17/18)
Sacks: 2.0, Portland State (8/31/18)
Fumbles forced: 1, at Fresno State (9/30/17)
Fumbles recovered: 1, at Air Force (9/29/18); Purdue (8/30/19)



KYLE ADAMS

52 LINEBACKER // SR // 5-11 // 225
Ladera Ranch, Calif. (Saddleback College)

NOTES

- Notched a season-high seven tackles at Wyoming
- Has started two consecutive games
- Recorded two tackles in each of the first two games of the season

CAREER STATS

TACKLES	g	ua	a	total	tfl	pd	ff	fr	blk	qbh
2017	11	10	2	12	0.5-1	0	0	0	0	0
2018	13	16	13	29	3.0-11	1	0	0	0	0
2019	8	13	9	22	1.0-1	0	0	0	0	0
TOTAL	32	39	24	63	4.5-13	1	0	0	0	0

2019 GAME-BY-GAME

	GP/GS	UA	A	TOT	TFL-YDS	SCK-YDS	FF	FR	INT-YDS	QBH	BRUP
Purdue	1/0	2	0	2	-	-	-	-	-	-	-
at Oregon	1/0	1	1	2	-	-	-	-	-	-	-
Weber State	1/0	-	-	-	-	-	-	-	-	-	-
at UTEP	1/0	1	4	5	-	-	-	-	-	-	-
Hawai'i	1/0	1	0	1	-	-	-	-	-	-	-
SJSU	1/0	1	1	2	-	-	-	-	-	-	-
at Utah State	1/1	1	2	3	1.0-1	-	-	-	-	-	-
at Wyoming	1/1	6	1	7	-	-	-	-	-	-	-
New Mexico											
SDSU											
at Fresno State											
UNLV											

2019 SEASON HIGHS

Tackles: 7, at Wyoming
Tackles for loss: 1.0, at Utah State

CAREER HIGHS

Tackles: 8, Boise State (10/13/18)
Tackles for loss: 1.5, Portland State (8/31/18); Fresno State (10/6/18)
Pass breakups: 1, Colorado State (11/10/18)



LAWSON HALL

30 LINEBACKER // JR // 6-0 // 230
Harbor City, Calif. (Narbonne HS)

NOTES

- Collected the first sack of his career against Hawai'i that went for seven yards
- Recorded the first interception of his career at UTEP
- Led the Pack with a season-high eight tackles, including a half TFL vs. Weber State

CAREER STATS

TACKLES	g	ua	a	total	tfl	pd	ff	fr	blk	qbh
2017	12	15	21	36	2.0-3	0	0	1	0	0
2018	13	11	12	23	2.5-4	0	0	0	0	0
2019	8	22	15	37	2.5-9	3	0	0	0	0
TOTAL	33	48	48	96	7.0-16	3	0	1	0	0

SACKS	g	ua	a	total	yards
2017	12	0	0	0.0	0
2018	13	0	0	0.0	0
2019	8	1	0	1.0	7
TOTAL	33	1	0	1.0	7

INTERCEPTIONS	g	no.	yards	td	long	avg/r	avg/g
2017	12	0	0	0	0	0.0	0.0
2018	13	0	0	0	0	0.0	0.0
2019	8	1	2	0	2	2.0	0.2
TOTAL	33	1	2	0	2	2.0	0.1

2019 GAME-BY-GAME

	GP/GS	UA	A	TOT	TFL-YDS	SCK-YDS	FF	FR	INT-YDS	QBH	BRUP
Purdue	1/0	4	1	5	-	-	-	-	-	-	1
at Oregon	1/0	-	-	-	-	-	-	-	-	-	-
Weber State	1/1	5	3	8	0.5-1	-	-	-	-	-	-
at UTEP	1/1	2	6	8	-	-	-	-	1-2	-	-
Hawai'i	1/1	5	1	6	1.0-7	1.0-7	-	-	-	-	-
SJSU	1/1	1	1	2	-	-	-	-	-	-	1
at Utah State	1/1	4	2	6	1.0-1	-	-	-	-	-	-
at Wyoming	1/1	1	1	2	-	-	-	-	-	-	-
New Mexico											
SDSU											
at Fresno State											
UNLV											

2019 SEASON HIGHS

Tackles: 8, Weber State; at UTEP
Tackles for loss: 1.0, Hawai'i; at Utah State
Sacks: 1.0, Hawai'i
Interceptions: 1, at UTEP
Pass breakups: 1, Purdue; San José State

CAREER HIGHS

Tackles: 9, Air Force (10/20/17)
Tackles for loss: 1.0, Six times; most recent at Utah State (10/19/19)
Sacks: 1.0, Hawai'i (9/28/19)
Interceptions: 1, at UTEP (9/21/19)
Fumbles recovered: 1, UNLV (11/25/17)
Pass breakups: 1, Purdue (8/30/19); San José State (10/12/19)



GABRIEL SEWELL

7 LINEBACKER // SR // 6-0 // 245
St. George, Utah (Desert Hills HS)

NOTES

- Recorded a career-high 3.5 tackles for loss against Weber State
- Notched six tackles in the win over Weber State, a season best
- Named to watch lists for the Chuck Bednarik Award and Polynesian Player of the Year

CAREER STATS

TACKLES	g	ua	a	total	tfl	pd	ff	fr	blk	qbh
2016	12	48	30	78	5.5-8	0	1	0	1	0
2017	11	35	24	59	3.0-13	1	0	2	0	0
2018	13	50	42	92	7.5-20	2	1	2	0	2
2019	8	14	19	33	4.0-12	1	1	0	0	0
TOTAL	44	147	115	262	20.0-53	4	3	4	1	2

SACKS	g	ua	a	total	yards
2016	12	0	0	0.0	0
2017	11	0	1	0.5	5
2018	13	3	0	3.0	9
2019	8	0	0	0.0	0
TOTAL	44	3	1	3.5	14

2019 GAME-BY-GAME

	GP/GS	UA	A	TOT	TFL-YDS	SCK-YDS	FF	FR	INT-YDS	QBH	BRUP
Purdue	1/1	2	3	5	0.5-1	-	-	-	-	-	-
at Oregon	1/1	2	3	5	-	-	-	-	-	-	-
Weber State	1/1	4	2	6	3.5-11	-	-	-	-	-	-
at UTEP	1/1	2	1	3	-	-	-	-	-	-	-
Hawai'i	1/1	1	1	2	-	-	-	-	-	-	-
SJSU	1/1	0	3	3	-	-	-	-	-	-	-
at Utah State	1/1	1	3	4	-	-	1	-	-	-	1
at Wyoming	1/1	2	3	5	-	-	-	-	-	-	-
New Mexico											
SDSU											
at Fresno State											
UNLV											

2019 SEASON HIGHS

Tackles: 6, Weber State
Tackles for loss: 3.5, Weber State
Fumbles forced: 1, at Utah State
Pass breakups: 1, at Utah State

CAREER HIGHS

Tackles: 13, Boise State (10/13/18)
Tackles for loss: 3.5, Weber State (9/14/19)
Sacks: 1.0, Three times; most recent at Hawai'i (10/20/18)
Fumbles forced: 1, Three times; most recent at Utah State (10/19/19)
Fumbles recovered: 1, Four times; most recent vs. Boise State (10/13/18)
Blocked kicks: 1, San Diego State (11/12/16)
Pass breakups: 2, San Diego State (10/27/18)



DANIEL BROWN

25 CORNERBACK // SR // 5-11 // 180
Carson, Calif. (Narbonne HS)

NOTES

- Did not play in weeks eight or nine due to injury
- Has recorded at least one tackle in all six games he's played this year
- Ranked fifth in the MW last year with 11 pass breakups

CAREER STATS

INTERCEPTIONS	g	no.	yards	td	long	avg/r	avg/g
2016	10	0	0	0	0	0.0	0.0
2017	10	0	0	0	0	0.0	0.0
2018	13	1	42	1	42	42.0	3.2
2019	6	3	2	0	2	0.7	0.3
TOTAL	39	4	44	1	42	11.0	1.1

TACKLES	g	ua	a	total	tfl	pd	ff	fr	blk	qbh
2016	10	5	2	7	0.0-0	0	0	0	0	0
2017	10	8	6	14	0.0-0	2	0	0	0	0
2018	13	39	14	53	1.5-7	12	0	0	0	0
2019	6	9	11	20	3.0-12	4	0	0	0	0
TOTAL	39	61	33	94	4.5-19	18	0	0	0	0

2019 GAME-BY-GAME

	GP/GS	UA	A	TOT	TFL-YDS	SCK-YDS	FF	FR	INT-YDS	QBH	BRUP
Purdue	1/1	1	4	5	1.0-4	-	-	-	2-0	-	1
at Oregon	1/1	3	2	5	-	-	-	-	-	-	-
Weber State	1/1	0	1	1	-	-	-	-	1-2	-	-
at UTEP	1/1	1	3	4	1.0-5	-	-	-	-	-	-
Hawai'i	1/1	0	1	1	-	-	-	-	-	-	-
SJSU	1/1	4	0	4	1.0-3	-	-	-	-	-	-
at Utah State	Did not play										
at Wyoming	Did not play										
New Mexico											
SDSU											
at Fresno State											
UNLV											

2019 SEASON HIGHS

Tackles: 5, Purdue, at Oregon
Tackles for loss: 1.0, Three times; most recent vs. San José State
Pass breakups: 1, Purdue
Interceptions: 2, Purdue

CAREER HIGHS

Tackles: 7, at Vanderbilt (9/8/18)
Tackles for loss: 1.0, Four times; most recent vs. San José State (10/12/19)
Pass breakups: 2, Three times; most recent vs. Colorado State (11/10/18)
Interceptions: 2, Purdue (8/30/19)
Long interception return: 42, Portland State (8/31/18)
Touchdowns: 1, Portland State (8/31/18)



BERDALE ROBINS

1 CORNERBACK // JR // 5-9 // 180
Los Angeles, Calif. (Los Angeles HS)

NOTES

- Picked off a pass for the second consecutive game at Wyoming
- Got the first start of his career in week five vs. Hawai'i with a season-high five tackles
- Recorded three pass breakups in week one vs. Purdue, tying his single game high

CAREER STATS

TACKLES	g	ua	a	total	tfl	pd	ff	fr	blk	qbh
2017	7	0	0	0	0.0-0	1	0	0	0	0
2018	10	13	3	16	0.0-0	6	0	0	0	0
2019	8	10	5	15	0.0-0	7	0	1	0	0
TOTAL	25	23	8	31	0.0-0	14	0	1	0	0

INTERCEPTIONS	g	no.	yards	td	long	avg/r	avg/g
2017	7	0	0	0	0	0.0	0.0
2018	10	1	0	0	0	0.0	0.0
2019	8	2	5	0	5	2.5	0.6
TOTAL	25	3	5	0	5	1.7	0.2

2019 GAME-BY-GAME

	GP/GS	UA	A	TOT	TFL-YDS	SCK-YDS	FF	FR	INT-YDS	QBH	BRUP
Purdue	1/0	1	0	1	-	-	-	-	-	-	3
at Oregon	1/0	2	1	3	-	-	-	-	-	-	-
Weber State	1/0	-	-	-	-	-	-	-	-	-	-
at UTEP	1/0	0	1	1	-	-	-	-	-	-	-
Hawai'i	1/1	4	1	5	-	-	-	-	-	-	1
SJSU	1/0	-	-	-	-	-	-	-	-	-	1
at Utah State	1/1	2	1	3	-	-	-	1	1-5	-	-
at Wyoming	1/1	1	1	2	-	-	-	-	1-0	-	-
New Mexico											
SDSU											
at Fresno State											
UNLV											

2019 SEASON HIGHS

Tackles: 5, Hawai'i
Interceptions: 1, at Utah State; at Wyoming
Fumbles recovered: 1, at Utah State
Pass breakups: 3, Purdue

CAREER HIGHS

Tackles: 9, Oregon State (9/15/18)
Pass breakups: 3, Oregon State (9/15/18); Purdue (8/30/19)
Interceptions: 1, Three times; most recent at Wyoming (10/26/19)
Fumbles recovered: 1, at Utah State (10/19/19)



**EJ
MUHAMMAD**

4 CORNERBACK // SR // 5-11 // 190
DeSoto, Texas (DeSoto HS)

NOTES

- Returned to the field vs. SJSU and led the team with eight total tackles
- Forced a fumble and recovered the ball on the same play vs. Purdue
- Recorded a single game career-high 10 tackles in the opener vs. Purdue

CAREER STATS

TACKLES	g	ua	a	total	tfl	pd	ff	fr	blk	qbh
2016	12	10	3	13	0.0-0	1	1	0	0	0
2017	9	7	5	12	1.0-2	0	0	0	0	0
2018	2	4	4	8	0.0-0	2	0	0	0	0
2019	7	19	14	33	0.5-1	3	1	1	0	0
TOTAL	30	40	26	66	1.5-3	6	2	1	0	0

2019 GAME-BY-GAME

	GP/GS	UA	A	TOT	TFL-YDS	SCK-YDS	FF	FR	INT-YDS	QBH	BRUP
Purdue	1/1	5	5	10	-	-	1	1	-	-	-
at Oregon	1/1	2	2	4	0.5-1	-	-	-	-	-	-
Weber State	1/1	2	0	2	-	-	-	-	-	-	2
at UTEP	1/1	2	4	6	-	-	-	-	-	-	-
Hawai'i	Did not play										
SJSU	1/1	7	1	8	-	-	-	-	-	-	-
at Utah State	1/1	0	2	2	-	-	-	-	-	-	1
at Wyoming	1/1	1	0	1	-	-	-	-	-	-	-
New Mexico											
SDSU											
at Fresno State											
UNLV											

2019 SEASON HIGHS

- Tackles: 10, Purdue
- Tackles for loss: 0.5, at Oregon
- Fumbles forced: 1, Purdue
- Fumbles recovered: 1, Purdue
- Pass breakups: 2, Weber State

CAREER HIGHS

- Tackles: 10, Purdue (8/30/19)
- Tackles for loss: 1.0, Idaho State (9/16/17)
- Fumbles forced: 1, San Diego State (11/12/16); Purdue (8/30/19)
- Fumbles recovered: 1, Purdue (8/30/19)
- Pass breakups: 2, Weber State (9/14/19)



**TYSON
WILLIAMS**

6 SAFETY // SO // 5-9 // 195
Dothan, Ala. (Dothan HS)

NOTES

- Leads the team with 47 total tackles on the year
- Had a career-high two pass breakups in the win over SJSU
- Had his first career interception at UTEP and led the team with 11 tackles

CAREER STATS

TACKLES	g	ua	a	total	tfl	pd	ff	fr	blk	qbh
2017	0	0	0	0	0.0-0	0	0	0	0	0
2018	10	16	4	20	1.0-4	2	0	0	0	0
2019	8	23	24	47	1.0-1	5	0	0	0	0
TOTAL	18	39	28	67	2.0-5	7	0	0	0	0

INTERCEPTIONS	g	no.	yards	td	long	avg/r	avg/g
2017	0	0	0	0	0	0.0	0.0
2018	10	0	0	0	0	0.0	0.0
2019	8	1	14	0	14	14.0	1.8
TOTAL	18	1	14	0	14	14.0	0.8

2019 GAME-BY-GAME

	GP/GS	UA	A	TOT	TFL-YDS	SCK-YDS	FF	FR	INT-YDS	QBH	BRUP
Purdue	1/1	6	6	12	-	-	-	-	-	-	-
at Oregon	1/1	3	2	5	-	-	-	-	-	-	-
Weber State	1/1	3	1	4	1.0-1	-	-	-	-	-	-
at UTEP	1/1	3	8	11	-	-	-	-	1-14	-	-
Hawai'i	1/1	3	0	3	-	-	-	-	-	-	-
SJSU	1/1	2	1	3	-	-	-	-	-	-	2
at Utah State	1/1	0	6	6	-	-	-	-	-	-	2
at Wyoming	1/1	3	0	3	-	-	-	-	-	-	-
New Mexico											
SDSU											
at Fresno State											
UNLV											

2019 SEASON HIGHS

- Tackles: 12, Purdue
- Tackles for loss: 1.0, Weber State
- Interceptions: 1, at UTEP
- Pass breakups: 2, San José State; at Utah State

CAREER HIGHS

- Tackles: 12, Purdue (8/30/19)
- Tackles for loss: 1.0, at Air Force (9/29/18)
- Interceptions: 1, at UTEP (9/21/19)
- Pass breakups: 2, San José State (10/12/19); at Utah State (10/19/19)



MAR'QUETTE JACKSON

12 SAFETY // JR // 5-11 // 210
Los Angeles, Calif. (Dorsey HS)

NOTES

- Has started in two consecutive games at safety
- Made a career-high seven tackles in week five against Hawai'i
- Recorded six total tackles and half of a tackle for loss in 2018

CAREER STATS

TACKLES	g	ua	a	total	tfl	pd	ff	fr	blk	qbh
2017	5	3	1	4	0.0-0	0	0	0	0	0
2018	8	2	4	6	0.5-1	0	0	0	0	0
2019	8	11	9	20	0.0-0	0	0	0	0	0
TOTAL	21	16	14	30	0.5-1	0	0	0	0	0

2019 GAME-BY-GAME

	GP/GS	UA	A	TOT	TFL-YDS	SCK-YDS	FF	FR	INT-YDS	QBH	BRUP
Purdue	1/0	-	-	-	-	-	-	-	-	-	-
at Oregon	1/0	-	-	-	-	-	-	-	-	-	-
Weber State	1/0	-	-	-	-	-	-	-	-	-	-
at UTEP	1/0	1	4	5	-	-	-	-	-	-	-
Hawai'i	1/0	6	1	7	-	-	-	-	-	-	-
SJSU	1/0	-	-	-	-	-	-	-	-	-	-
at Utah State	1/1	2	4	6	-	-	-	-	-	-	-
at Wyoming	1/1	2	0	2	-	-	-	-	-	-	-
New Mexico											
SDSU											
at Fresno State											
UNLV											

2019 SEASON HIGHS

Tackles: 7, Hawai'i

CAREER HIGHS

Tackles: 7, Hawai'i (9/28/19)

Tackles for loss: 0.5, Portland State (8/31/18)



AUSTIN ARNOLD

28 SAFETY // JR // 5-10 // 190
Las Vegas, Nev. (Bishop Gorman HS)

NOTES

- Tied for the team lead with seven tackles at Wyoming, one shy of his career high
- Recorded the first interception of his career vs. SJSU and returned it 40 yards for a TD
- Recorded a single game career-high eight tackles in the opener vs. Purdue

CAREER STATS

TACKLES	g	ua	a	total	tfl	pd	ff	fr	blk	qbh
2017	4	0	0	0	0.0-0	0	0	0	0	0
2018	12	3	1	4	0.0-0	1	0	0	0	0
2019	8	21	8	29	0.0-0	2	0	0	0	0
TOTAL	24	24	9	33	0.0-0	3	0	0	0	0

2019 GAME-BY-GAME

	GP/GS	UA	A	TOT	TFL-YDS	SCK-YDS	FF	FR	INT-YDS	QBH	BRUP
Purdue	1/1	7	1	8	-	-	-	-	-	-	-
at Oregon	1/1	2	0	2	-	-	-	-	-	-	-
Weber State	1/1	0	2	2	-	-	-	-	-	-	1
at UTEP	1/1	1	1	2	-	-	-	-	-	-	-
Hawai'i	1/1	2	1	3	-	-	-	-	-	-	-
SJSU	1/1	2	0	2	-	-	-	-	1-40	-	-
at Utah State	1/1	1	2	3	-	-	-	-	-	-	-
at Wyoming	1/1	6	1	7	-	-	-	-	-	-	-
New Mexico											
SDSU											
at Fresno State											
UNLV											

2019 SEASON HIGHS

Tackles: 8, Purdue

Interceptions: 1, San José State

Pass breakups: 1, Weber State

CAREER HIGHS

Tackles: 8, Purdue (8/30/19)

Interceptions: 1, San José State (10/12/19)

Pass breakups: 1, at Hawai'i (10/20/18); Weber State (9/14/19)



EMANY JOHNSON

5 SAFETY // RS-FR // 6-2 // 210
Hercules, Calif. (Hercules HS)

NOTES

- Recorded a career-high nine tackles and his first career TFL in week five vs. Hawai'i
- Earned his first collegiate start in the season opener vs. Purdue
- Played in two games in 2018 before redshirting

CAREER STATS

TACKLES	g	ua	a	total	tfl	pd	ff	fr	blk	qbh
2018	2	0	0	0	0.0-0	0	0	0	0	0
2019	7	20	10	30	1.0-1	1	0	0	0	1
TOTAL	9	20	10	30	1.0-1	1	0	0	0	1

2019 GAME-BY-GAME

	GP/GS	UA	A	TOT	TFL-YDS	SCK-YDS	FF	FR	INT-YDS	QBH	BRUP
Purdue	1/1	4	3	7	-	-	-	-	-	-	-
at Oregon	1/1	2	3	5	-	-	-	-	-	1	-
Weber State	1/1	2	0	2	-	-	-	-	-	-	-
at UTEP	1/1	0	1	1	-	-	-	-	-	-	-
Hawai'i	1/1	9	0	9	1.0-1	-	-	-	-	-	-
SJSU	1/1	2	2	4	-	-	-	-	-	-	1
at Utah State	1/0	1	1	2	-	-	-	-	-	-	-
at Wyoming	Did not play										
New Mexico											
SDSU											
at Fresno State											
UNLV											

2019 SEASON HIGHS

Tackles: 9, Hawai'i
Tackles for loss: 1.0, Hawai'i
Pass breakups: 1, San José State

CAREER HIGHS

Tackles: 9, Hawai'i (9/28/19)
Tackles for loss: 1.0, Hawai'i (9/28/19)
Pass breakups: 1, San José State (10/12/19)



JORDAN LEE

13 SAFETY // SO // 5-11 // 200
Las Vegas, Nev. (Bishop Gorman HS)

NOTES

- Notched a career-high five tackles at Wyoming
- Picked off a pass at UTEP for the first time in his career
- Recorded his second TFL of the season vs. Weber State

CAREER STATS

TACKLES	g	ua	a	total	tfl	pd	ff	fr	blk	qbh
2018	12	2	2	4	0.0-0	0	0	0	0	0
2019	8	10	3	13	2.0-2	1	0	0	0	0
TOTAL	20	12	5	17	2.0-2	1	0	0	0	0

INTERCEPTIONS	g	no.	yards	td	long	avg/r	avg/g
2018	12	0	0	0	0	0.0	0.0
2019	8	1	0	0	0	0.0	0.0
TOTAL	20	1	0	0	0	0.0	0.0

2019 GAME-BY-GAME

	GP/GS	UA	A	TOT	TFL-YDS	SCK-YDS	FF	FR	INT-YDS	QBH	BRUP
Purdue	1/0	1	1	2	1.0-1	-	-	-	-	-	-
at Oregon	1/0	1	0	1	-	-	-	-	-	-	-
Weber State	1/0	1	0	1	1.0-1	-	-	-	-	-	-
at UTEP	1/0	2	0	2	-	-	-	-	1-0	-	-
Hawai'i	1/0	2	0	2	-	-	-	-	-	-	-
SJSU	1/0	-	-	-	-	-	-	-	-	-	-
at Utah State	1/0	-	-	-	-	-	-	-	-	-	-
at Wyoming	1/0	3	2	5	-	-	-	-	-	-	-
New Mexico											
SDSU											
at Fresno State											
UNLV											

2019 SEASON HIGHS

Tackles: 5, at Wyoming
Tackles for loss: 1.0, Purdue; Weber State
Interceptions: 1, at UTEP

CAREER HIGHS

Tackles: 5, at Wyoming (10/26/19)
Tackles for loss: 1.0, Purdue (8/30/19); Weber State (9/14/19)
Interceptions: 1, at UTEP (9/21/19)



QUINTON CONAWAY

35 PUNTER // SR // 6-0 // 205
Edmond, Okla. (Golden West College)

NOTES

- Punted a career-high 10 times at Utah State
- Averaged 48.5 yards per punt vs. Purdue, hit a 67-yard punt, and had two inside the 20
- Named Google Cloud Academic All-District last year

CAREER STATS

PUNTING	g	no.	yards	long	avg
2017	12	48	1902	55	39.6
2018	13	62	2701	74	43.6
2019	8	42	1763	67	42.0
TOTAL	33	152	6366	74	41.9

2019 GAME-BY-GAME

	GP	NO	YDS	LNG	AVG	I20	TB
Purdue	1	6	291	67	48.5	2	0
at Oregon	1	8	342	56	42.8	2	1
Weber State	1	3	126	56	42.0	1	0
at UTEP	1	2	89	49	44.5	0	0
Hawai'i	1	4	151	45	37.8	0	1
SJSU	1	4	168	46	42.0	1	0
at Utah State	1	10	404	60	40.4	2	1
at Wyoming	1	5	207	47	41.4	1	0
New Mexico							
at SDSU							
at Fresno State							
UNLV							

2019 SEASON HIGHS

- Punt attempts: 8, at Oregon
- Punt yards: 342, at Oregon
- Longest punt: 67, Purdue

CAREER HIGHS

- Punt attempts: 9, vs. Arkansas State (12/29/18); San Diego State (10/27/18)
- Punt yards: 460, San Diego State (10/27/18)
- Longest punt: 74, Fresno State (10/6/18)



JULIAN DIAZ

36 PLACE KICKER // JR // 6-2 // 215
Lincoln, Calif. (American River College)

NOTES

- Saw his Wolf Pack debut on kickoffs at Oregon
- Expected to be the team's kickoff specialist in 2019
- Late addition transfer from American River College

CAREER STATS

KICKOFFS	g	no.	yards	avg
2019	7	32	1941	60.7
TOTAL	7	32	1941	60.7



BRANDON TALTON

43 PLACE KICKER // FR // 5-8 // 165
Vacaville, Calif. (Vacaville HS)

NOTES

- Suffered his first miss of the season at Utah State on a 51-yard attempt
- Thrice has been named the Mountain West Special Teams Player of the Week
- Named midseason first team All-America by The Athletic this week

CAREER STATS

SCORING	g	td	rush	rcv	ret	pat	2pat	fg	total	avg/g
2019	8	0	0	0	0	15	0	14	57	7.1
TOTAL	8	0	0	0	0	15	0	14	57	7.1

FIELD GOALS	g	made	att	long	pct
2019	8	14	16	56	87.5
TOTAL	8	14	16	56	87.5

2019 GAME-BY-GAME

	GP	FGM-FGA	LNG	PATs	PTS
Purdue	1	2-2	56	4-4	10
at Oregon	1	2-2	45	-	6
Weber State	1	4-4	36	1-1	13
at UTEP	1	1-1	27	4-5	7
Hawai'i	1	1-1	36	-	3
SJSU	1	2-2	40	5-5	11
at Utah State	1	1-2	23	1-1	4
at Wyoming	1	1-2	28	-	3
New Mexico					
at SDSU					
at Fresno State					
UNLV					

2019 SEASON HIGHS

- Kick PATs: 5, San José State
- FGs made: 4, Weber State
- FGs attempted: 4, Weber State
- Longest FG: 56, Purdue

CAREER HIGHS


- Kick PATs: 5, San José State (10/12/19)
- FGs made: 4, Weber State (9/14/19)
- FGs attempted: 4, Weber State (9/14/19)
- Longest FG: 56, Purdue (8/30/19)

Game 1

Nevada 34, Purdue 31

Aug. 30, 2019; at Mackay Stadium (Reno, Nev.)

Attendance: 20,144



Score by quarters	1	2	3	4	Score	Record
Purdue	10	14	7	0	31	0-1
Nevada	0	7	10	17	34	1-0

Scoring summary

Team	Qtr	Time	Scoring	Conversion	Drive	TOP	NEV	PUR
PUR	1st	09:37	HOPKINS, B. 2 yd pass from SINDELAR, E.	DELLINGER, J. kick	12-70	5:23	0	7
PUR	1st	02:05	DELLINGER, J. 32 yd field goal		8-34	3:29	0	10
NEV	2nd	04:43	CHRISTIAN, D. 38 yd pass from STRONG, C.	TALTON, B. kick	7-53	2:19	7	10
PUR	2nd	03:15	ANTHROP, J. 38 yd pass from SINDELAR, E.	DELLINGER, J. kick	5-75	1:28	7	17
PUR	2nd	00:27	MOORE, R. 39 yd pass from SINDELAR, E.	DELLINGER, J. kick	10-99	2:09	7	24
NEV	3rd	06:49	COOKS, E. 21 yd pass from STRONG, C.	TALTON, B. kick	4-36	1:28	14	24
PUR	3rd	06:19	BELL, D. 49 yd pass from SINDELAR, E.	DELLINGER, J. kick	2-75	0:30	14	31
NEV	3rd	03:21	TALTON, B. 34 yd field goal		4--3	1:01	17	31
NEV	4th	06:56	TAUA, T. 7 yd run	TALTON, B. kick	11-74	5:07	24	31
NEV	4th	00:52	COOKS, E. 20 yd pass from STRONG, C.	TALTON, B. kick	11-87	2:40	31	31
NEV	4th	00:00	TALTON, B. 56 yd field goal		6-27	0:38	34	31

Team Statistics			Individual Statistics		
	Purdue	Nevada	Nevada		
FIRST DOWNS	24	19	RUSHING: TAUA, T. 12-56; STRONG, C. 6-34; MOORE, K. 5-16; KINCAIDE, J. 2-3		
RUSHES-YARDS (NET)	29-96	25-109	PASSING: STRONG, C. 30-51-0-295; TEAM 0-1-0		
PASSING YDS (NET)	423	295	RECEIVING: TAUA, T. 8-64; COOKS, E. 7-60; FOSSUM, K. 6-58, DOUBS, R. 5-47; CHRISTIAN, D. 2-41, PUTMAN, B. 1-21; KINCAIDE, J. 1-4		
Passes Comp-Att-Int	34-52-2	30-52-0	INTERCEPTIONS: BROWN, D. 2-0		
TOTAL OFFENSE PLAYS-YARDS	81-519	77-404	FUMBLES: None		
Fumble Returns-Yards	0-0	0-0	Purdue		
Punt Returns-Yards	4-26	1-6	RUSHING: HORVATH, Z. 19-66; SINDELAR, E. 7-26; MOORE, R. 2-3; DOERUE, K. 1-1		
Kickoff Returns-Yards	3-36	1-24	PASSING: SINDELAR, E. 34-52-2-423		
Interception Returns-Yards	0-0	2-0	RECEIVING: MOORE, R. 11-124; HOPKINS, B. 6-84; ANDERSON, A. 6-60; SPARKS, J. 3-26; HORVATH, Z. 3-21; WRIGHT, M. 3-21; BELL, D. 1-49; ANTHROP, J. 1-38		
Punts (Number-Avg)	5-42.8	10-47.1	INTERCEPTIONS: None		
Fumbles-Lost	5-3	0-0	FUMBLES: MOORE, R. 2-1; WRIGHT, M. 1-1; HORVATH, Z. 1-1; SINDELAR, E. 1-0		
Penalties-Yards	6-55	11-95			
Possession Time	31:23	28:37			
Third-Down Conversions	9 of 18	5 of 17			
Fourth-Down Conversions	2 of 2	2 of 2			
Red-Zone Scores-Chances	2-2	3-3			
Sacks By: Number-Yards	1-1	1-3			

RENO, Nev. (AP) - When Nevada quarterback Carson Strong and kicker Brandon Talton attended high school in Vacaville, Calif., neither paid too close attention to each other.

But last year, when they met up in Vacaville at a football game, Strong pitched Nevada to Talton.

A year later on Friday, Strong got his first start at Nevada, and he would not have won without Talton kicking a 56-yard field as time expired, booting the Wolf Pack to a 34-31 victory over Purdue and capping a 17-point comeback for the second win in program history against a Big Ten school.

Talton, a walk-on playing his first collegiate game Friday, said his previous long in a game was 47 yards.

Strong got the nod as starter about two weeks ago and became the first freshman quarterback to start a season opener for Nevada since 1998.

Strong hadn't started a football game since 2017. He sat out his senior year at Wood High in Vacaville and again last year

as a redshirt. He completed 30 of 51 passes for 295 yards and 3 touchdowns.

Nevada went into the break trailing 24-7, and trailed 31-17 at the start of the fourth quarter. The 17-point Nevada comeback tied the second largest comeback for the program since 1996.

With the game tied and 32 seconds remaining, Purdue quarterback Elijah Sindelar threw an interception to defensive back Daniel Brown. Nevada tied the game with 52 seconds left on Strong's 20-yard pass to Elijah Cooks.

Purdue quarterback Elijah Sindelar recorded a career high 423 passing yards four touchdowns, but the Boilermakers lost the turnover battle, 5-0, and two of those turnovers were Sindelar interceptions.

Rondale Moore displayed his big play capability in his first half, but was contained for most of the second half. He finished with 11 catches for 124 yards and one touchdown.

Game Recaps

Game 2

No. 16/18 Oregon 77, Nevada 6

Sept. 7, 2019; at Autzen Stadium (Eugene, Ore.)

Attendance: 50,920



Score by quarters	1	2	3	4	Score	Record
Nevada	3	3	0	0	6	1-1
Oregon	7	28	28	14	77	1-1

Scoring summary

Team	Qtr	Time	Scoring	Conversion	Drive	TOP	NEV	ORE
NEV	1st	06:13	TALTON, B. 24 yd field goal		6-5	3:10	3	0
ORE	1st	03:56	BREELAND, J. 66 yd pass from HERBERT, J.	LEWIS, C. kick	5-77	2:17	3	7
NEV	2nd	10:38	TALTON, B. 45 yd field goal		17-47	8:18	6	7
ORE	2nd	08:28	VERDELL, C. 2 yd run	LEWIS, C. kick	6-75	2:10	6	14
ORE	2nd	07:13	BAY, R. 16 yd pass from HERBERT, J.	LEWIS, C. kick	2-35	0:28	6	21
ORE	2nd	03:26	AIELLO, B. 1 yd pass from HERBERT J.	LEWIS, C. kick	3-7	1:24	6	28
ORE	2nd	00:12	ADDISON, B. 24 yd pass from HERBERT, J.	LEWIS, C. kick	7-77	1:23	6	35
ORE	3rd	10:12	DAVID, D. 16 yd pass from HERBERT, J.	STACK, A. kick	10-75	3:16	6	42
ORE	3rd	08:14	HABIBI-LIKIO, C. 11 yd run	STACK, A. kick	4-22	1:35	6	49
ORE	3rd	07:16	REDD, J. 7 yd pass from SHOUGH, T.	STACK, A. kick	3-5	0:40	6	56
ORE	3rd	02:02	BREEZE, B. 11 yd fumble recovery	STACK, A. kick			6	63
ORE	4th	06:58	KAMPMOYER, H. 21 yd pass from SHOUGH, T.	STACK, A. kick	15-80	6:15	6	70
ORE	4th	02:02	FELIX, D. 62 yd run	STACK, A. kick	3-75	1:04	6	77

Team Statistics

	Nevada	Oregon
FIRST DOWNS	12	28
RUSHES-YARDS (NET)	40-83	39-221
PASSING YDS (NET)	109	402
Passes Comp-Att-Int	16-28-2	27-35-0
TOTAL OFFENSE PLAYS-YARDS	68-192	74-623
Fumble Returns-Yards	0-0	1-11
Punt Returns-Yards	0-0	2-8
Kickoff Returns-Yards	3-45	2-46
Interception Returns-Yards	0-0	2-38
Punts (Number-Avg)	8-42.8	2-40.0
Fumbles-Lost	4-2	1-1
Penalties-Yards	9-54	6-34
Possession Time	33:35	26:25
Third-Down Conversions	3 of 17	5 of 12
Fourth-Down Conversions	2 of 3	4 of 5
Red-Zone Scores-Chances	1-1	6-6
Sacks By: Number-Yards	1-2	5-28

Individual Statistics

Nevada
RUSHING: KINCAIDE, J. 13-52; MOORE, K. 9-36; TAU, T. 6-13; NEAL, R. 2-7; DOUBS, R. 1--1; STRONG, C. 6--4; McCLURE, H. 2--9
PASSING: STRONG, C. 13-25-0-89; McCLURE, H. 3-3-0-20
RECEIVING: FOSSUM, K. 4-14; CHRISTIAN, D. 2-22; PUTMAN, B. 2-18; DOUBS, R. 2-13; HUMPHREY, J. 2-3; MOORE, K. 1-23; COOKS, E. 1-15; ROBERSON, R. 1-4; KINCAIDE, J. 1--3
INTERCEPTIONS: None
FUMBLES: MOORE, K. 2-1; DOUBS, R. 1-0; ROBERSON, R. 1-1
Oregon
RUSHING: FELIX, D. 8-80; VERDELL, C. 11-60; HABIBI-LIKIO, C. 8-30; DYE, T. 6-28; DOLLARS, S. 4-12; SHOUGH, T. 2-11
PASSING: HERBERT, J. 19-26-5-310; SHOUGH, T. 8-9-2-92
RECEIVING: BREELAND, J. 4-112; JOHNSON, J. 4-49; DAVIS, D. 4-39; ADDISON, B. 2-58; DELGADO, J. 2-34; DYE, T. 2-21; REDD, J. 2-8; KAMPMOYER, H. 1-21; FELIX, D. 1-21; BAY, R. 1-16; JEANNIS, T. 1-14; DOLLARS, S. 1-4; WEBB, S. 1-4; AIELLO, B. 1-1
INTERCEPTIONS: NIU, S. 1-0; STEPHENS, S. 1-38
FUMBLES: WOODS, H. 1-1

EUGENE, Ore. (AP) — No. 16 Oregon rebounded from its season-opening loss to Auburn with a 77-6 win over Nevada.

True freshman Brandon Talton kicked a pair of first half field goals for Nevada. Redshirt freshman Carson Strong, who threw for 295 yards and three touchdowns in his debut, threw for 89 against the Ducks and was intercepted twice. Talton's 24-yard field goal gave Nevada the early lead midway through the opening quarter.

Herbert hit Breeland with a 66-yard scoring pass on the ensuing drive to put the Ducks in front. Herbert has thrown a touchdown pass in 30 straight games, the longest active streak in the nation.

But the senior quarterback has had to deal with a depleted receiver corps because of injuries heading into the season. Graduate transfer Juwan Johnson, a projected starter, was on the sidelines for the second straight game with an unspecified injury.

Talton added a 45-yard field goal for the Wolf Pack before CJ Verdell muscled his way into the end zone from 2 yards out to give the Oregon a 14-6 lead. After Sampson Niu intercepted Strong, Oregon scored two plays later on Herbert's 16-yard pass to Ryan Bay

The game further slipped away from Nevada when Oregon took over on the Wolf Pack 7 after a muffed punt, and Herbert found Brady Aiello with a 1-yard scoring pass to make it 28-6.

Herbert threw his fourth touchdown of the game before the end of the first half, a 24-yard pass to a wide-open Bryan Addison in the end zone. He added another in the third quarter to Daewood Davis, recently moved to receiver from cornerback because of the injuries, and Cyrus Habibi-Likio ran for an 11-yard TD to extend the lead to 49-6.

Redshirt freshman Tyler Shough replaced Herbert with about eight minutes left in the third quarter and threw a 7-yard touchdown pass to Jaylon Redd. Shough added a 21-yard TD pass to Hunter Kampmoyer and Darrian Felix added a 62-yard in the final quarter.

The Ducks lead the series 7-1. The Wolf Pack's only victory came in the first meeting between the two teams in 1947.

Game 3

Nevada 19, Weber State 13

Sept. 14, 2019; at Mackay Stadium (Reno, Nev.)

Attendance: 14,174



Score by quarters	1	2	3	4	Score	Record
Weber State	0	10	3	0	13	1-2
Nevada	3	6	7	3	19	2-1

Scoring summary

Team	Qtr	Time	Scoring	Conversion	Drive	TOP	WSU	NEV
NEV	1st	10:38	TALTON, B. 36 yd field goal		10-56	4:22	0	3
WSU	2nd	13:56	TUTTLE, T. 43 yd field goal		7-38	2:43	3	3
WSU	2nd	11:00	SHAHEED, R. 11 yd pass from JENKS, K.	TUTTLE, T. kick	2-15	0:51	10	3
NEV	2nd	03:34	TALTON, B. 30 yd field goal		10-20	4:07	10	6
NEV	2nd	00:09	TALTON, B. 25 yd field goal		10-71	2:31	10	9
NEV	3rd	07:50	KINCAIDE, J. 33 yd run	TALTON, B. kick	9-85	3:40	10	16
WSU	3rd	00:50	TUTTLE, T. 47 yd field goal		4-2	1:29	13	16
NEV	4th	04:49	TALTON, B. 34 yd field goal		6-25	2:20	13	19

Team Statistics			Individual Statistics		
	Weber State	Nevada	Nevada		
FIRST DOWNS	10	25	RUSHING: TAU, T. 16-85; KINCAIDE, J. 11-75; MOORE, K. 7-9; STRONG, C. 7--15		
RUSHES-YARDS (NET)	27-74	42-153	PASSING: STRONG, C. 30-44-0-299; MOORE, K. 1-1-0-1		
PASSING YDS (NET)	63	300	RECEIVING: COOKS, E. 6-65; FOSSUM, K. 5-77; KINCAIDE, J. 5-51; PUTMAN, B. 4-57; CHRISTIAN, D. 3-33; TAU, T. 3-9; MOORE, K. 3--3; STOVALL, M. 1-11; IKAHIHIFO, H. 1-0		
Passes Comp-Att-Int	7-22-1	31-45-2	INTERCEPTIONS: BROWN, D. 1-2		
TOTAL OFFENSE PLAYS-YARDS	49-137	87-453	FUMBLES: STRONG, C. 1-1		
Fumble Returns-Yards	0-0	0-0	Weber State		
Punt Returns-Yards	3-8	2-7	RUSHING: SMITH, K. 13-26; DAVIS, J. 9-25; LLOYD, D. 1-17; JENKS, K. 3-7		
Kickoff Returns-Yards	2-15	1-24	PASSING: JENKS, K. 6-21-1-57; WEISSER, K. 1-1-0-6		
Interception Returns-Yards	2-2	1-2	RECEIVING: SHAHEED, R. 3-30; SMITH, K. 2-6; COOLEY, D. 1-21; DAVIS, J. 1-6		
Punts (Number-Avg)	8-41.9	4-31.5	INTERCEPTIONS: SMITH, P. 1-0; ANDERSON, M. 1-2		
Fumbles-Lost	1-0	1-1	FUMBLES: JENKS, K. 1-0		
Penalties-Yards	3-15	8-70			
Possession Time	22:35	37:25			
Third-Down Conversions	1 of 12	11 of 20			
Fourth-Down Conversions	1 of 1	0 of 0			
Red-Zone Scores-Chances	1-1	4-5			
Sacks By: Number-Yards	4-30	1-0			

RENO, Nev. (AP) - Jaxson Kincaide had 11 carries for 75 yards and a score, Brandon Talton made four field goals, and Nevada beat Weber State 19-13 on Saturday.

Kincaide added five receptions for 53 yards, Toa Taua had 85 yards rushing on 16 carries and Carson Strong was 30-of-44 passing for 299 yards for the Wolf Pack (1-1).

The Wildcats (1-1), who came in ranked No. 6 in the FCS Coaches poll, were forced to punt on the first possession of the second half and Nevada answered with a nine-play, 85-yard drive capped by Kincaide's 33-yard touchdown run to take the lead for good at 16-10.

Trey Tuttle hit a 43-yard field goal and, after the Weber State defense forced a three-and-out on Nevada's ensuing drive, Raoul Johnson blocked a punt to set up an 11-yard touchdown pass from Kaden Jenks to Rashid Shaheed that gave the Wildcats a seven-point lead

early in the second quarter. Talton, who made a 36-yard field goal to open the scoring on the game's opening drive, connected from 30 and 25 yards to trim the Wolf Pack's deficit to 10-9 at halftime.

Talton's 34-yard field goal with 4:49 to play capped the scoring.

Nevada finished with 453 total yards while limiting the Wildcats to just 137. Weber State went three-and-out on each of its three fourth-quarter possessions.

Game Recaps

Game 4

Nevada 37, UTEP 21

Sept. 21, 2019; at Sun Bowl Stadium (El Paso, Texas)

Attendance: 10,493



Score by quarters	1	2	3	4	Score	Record
Nevada	0	21	3	13	37	3-1
UTEP	7	7	7	0	21	1-2

Scoring summary

Team	Qtr	Time	Scoring	Conversion	Drive	TOP	NEV	UTEP
UTEP	1st	08:10	HUGHES, T. 4 yd run	BAECHLE, G. kick	10-70	6:03	0	7
NEV	2nd	14:56	TAUA, T. 5 yd run	TALTON, B. kick	9-73	3:59	7	7
UTEP	2nd	06:49	HUGHES, T. 6 yd run	BAECHLE, G. kick	10-86	6:05	7	14
NEV	2nd	03:02	COOKS, E. 28 yd pass from SOLANO, C.	TALTON, B. kick	9-75	3:47	14	14
NEV	2nd	02:23	COOKS, E. 20 yd pass from SOLANO, C.	TALTON, B. kick	3-22	0:27	21	14
UTEP	3rd	05:01	LOCKSLEY, K. 1 yd run	BAECHLE, G. kick	17-75	9:59	21	21
NEV	3rd	01:49	TALTON, B. 27 yd field goal		8-65	3:12	24	21
NEV	4th	13:22	MOORE, K. 5 yd run	TALTON, B. kick blocked	4-15	1:38	30	21
NEV	4th	04:08	MOORE, K. 1 yd run	TALTON, B. kick	8-70	4:44	37	21

Team Statistics

	Nevada	UTEP
FIRST DOWNS	19	17
RUSHES-YARDS (NET)	38-200	47-162
PASSING YDS (NET)	203	116
Passes Comp-Att-Int	15-21-1	10-17-3
TOTAL OFFENSE PLAYS-YARDS	59-403	64-278
Fumble Returns-Yards	0-0	0-0
Punt Returns-Yards	1-1	2-3
Kickoff Returns-Yards	0-0	1-14
Interception Returns-Yards	3-16	1-0
Punts (Number-Avg)	2-44.5	3-38.0
Fumbles-Lost	1-1	0-0
Penalties-Yards	4-28	7-82
Possession Time	25:05	34:55
Third-Down Conversions	6 of 10	3 of 11
Fourth-Down Conversions	0 of 0	3 of 4
Red-Zone Scores-Chances	5-6	3-3
Sacks By: Number-Yards	3-21	0-0

Individual Statistics

Nevada
RUSHING: SOLANO, C. 10-100; TAUA, T. 10-43; MOORE, K. 8-34; KINCAIDE, J. 6-16; NEAL, R. 2-1
PASSING: SOLANO, C. 13-19-1-182; HENRY, M. 3-3-0-28
RECEIVING: COOKS, E. 4-82; FOSSUM, K. 4-46; CHRISTIAN, D. 2-11; TAUA, T. 1-41; TURNER, C. 1-14; KINCAIDE, J. 1-9; HUMPHREY, J. 1-7; STOVALL, M. 1-2; DOUBS, R. 1--2
INTERCEPTIONS: WILLIAMS, T. 1-14; HALL, L. 1-2; LEE, J. 1-0
FUMBLES: FOSSUM, K. 1-1
UTEP
RUSHING: HUGHES, T. 17-80; FIELDS, J. 10-44; JONES, B. 8-23; LOCKSLEY, K. 11-17
PASSING: JONES, B. 8-11-1-106; LOCKSLEY, K. 2-6-2-10
RECEIVING: TRUSSELL, J. 3-53; COOPER, D. 3-35; COWING, J. 1-23; WOLF, T. 1-10; TUPOU, J. 1-0; FIELDS, J. 1--5
INTERCEPTIONS: ROSS, Y. 1-0
FUMBLES: None

EL PASO, Texas (AP) — Cristian Solano threw two touchdown passes to Elijah Cooks, Kelton Moore ran for two fourth-quarter scores, and Nevada beat UTEP 37-21 on Saturday night.

Solano was 13-of-19 passes for 182 yards with an interception and added 100 yards rushing on 10 carries.

UTEP (1-1) opened the second half with a 17-play, 75-yard drive that lasted nine minutes, 59 seconds and was capped by Kai Locksley's 1-yard touchdown run to make it 21-21 but the Miners never again crossed midfield. Brandon Talton made a 27-yard field goal with 1:49 left in the third quarter before Moore scored on runs of 5 yards and 1 yard in the fourth quarter.

Solano hit Cooks for a 28-yard touchdown to cap a nine-play, 75-yard that made it 14-all with 3:02 left in the first half. On UTEP's next play from scrimmage, Tyson Williams picked off a pass and, three plays later, Solano and Cooks connected for a 20-yard TD.

Treyvon Hughes had 17 carries for 80 yards and scored two first-half touchdowns for UTEP.

Toa Taa had 43 yards rushing and a score on 10 carries for Nevada (3-1).

Game 5

Hawai'i 54, Nevada 3

Sept. 28, 2019; at Mackay Stadium (Reno, Nev.)

Attendance: 15,137



Score by quarters	1	2	3	4	Score	Record
Hawai'i	7	24	14	9	54	4-1, 1-0 MW
Nevada	0	3	0	0	3	3-2, 0-1 MW

Scoring summary

Team	Qtr	Time	Scoring	Conversion	Drive	TOP	UH	NEV
UH	1st	08:17	BYRD II, C. 36 yd pass from McDONALD, C.	MESKELL, R. kick	5-62	2:19	7	0
UH	2nd	10:40	BYRD II, C. 2 yd pass from McDONALD, C.	MESKELL, R. kick	9-80	4:22	14	0
UH	2nd	09:11	AUGAFA, J. yd blocked punt return	MESKELL, R. kick			21	0
UH	2nd	05:33	REED, M. 9 yd run	MESKELL, R. kick	3-47	1:22	28	0
NEV	2nd	00:36	TALTON, B. 36 yd field goal		14-61	4:53	28	3
UH	2nd	00:02	MESKELL, R. 44 yd field goal		5-45	0:28	31	3
UH	3rd	11:02	SHARSH, J. 12 yd pass from McDONALD, C.	MESKELL, R. kick	5-63	2:26	38	3
UH	3rd	02:57	BYRD II, C. 20 yd pass from McDONALD, C.	MESKELL, R. kick	8-80	3:52	45	3
UH	4th	09:20	Team safety				47	3
UH	4th	03:42	FUNKHOUSER, R. 14 yd pass from UAHINUI, J.	MESKELL, R. kick	9-75	5:33	54	3

Team Statistics		Individual Statistics	
	Hawai'i	Nevada	Nevada
FIRST DOWNS	26	16	RUSHING: TAUUA, T. 17-72; SOLANO, C. 10-32; MOORE, K. 1-5; LEE, D. 1-4; NEAL, R. 6-3
RUSHES-YARDS (NET)	27-139	36-98	PASSING: SOLANO, C. 11-17-1-59; STRONG, C. 7-14-1-46
PASSING YDS (NET)	373	105	RECEIVING: COOKS, E. 5-38; CHRISTIAN, D. 3-6; DOUBS, R. 2-25; MOORE, K. 2--3; HUMPHREY, J. 1-18; NEAL, R. 1-8; STOVALL, M. 1-5; LAPPIN, C. 1-5; PUTMAN, B. 1-3; FOSSUM, K. 1-0
Passes Comp-Att-Int	31-36-0	18-31-2	INTERCEPTIONS: None
TOTAL OFFENSE PLAYS-YARDS	63-512	67-203	FUMBLES: SOLANO, C. 2-1
Fumble Returns-Yards	0-0	0-0	Hawai'i
Punt Returns-Yards	2-27	0-0	RUSHING: HOLLY, F. 11-63; BYRD II, C. 1-29; KELILIKI, H. 5-26; REED, M. 6-26; McDONALD, C. 3-1; CORDEIRO, C. 1--6
Kickoff Returns-Yards	2-44	5-87	PASSING: McDONALD, C. 25-30-0-312; CORDEIRO, C. 5-5-0-47; UAHINUI, J. 1-1-0-14
Interception Returns-Yards	2-11	0-0	RECEIVING: SHARSH, J. 9-123; BYRD II, C. 7-87; WARD, J. 5-68; FUNKHOUSER, R. 4-36; SMART, J. 3-28; EALY, M. 1-19; REED, M. 1-6; JOHNSON, J. 1-6
Punts (Number-Avg)	2-46.0	5-30.2	INTERCEPTIONS: HICKS, K. 1-0; OKEKE, I. 1-11
Fumbles-Lost	0-0	2-1	FUMBLES: None
Penalties-Yards	6-70	10-78	
Possession Time	31:12	28:48	
Third-Down Conversions	5 of 9	4 of 14	
Fourth-Down Conversions	0 of 2	0 of 3	
Red-Zone Scores-Chances	5-7	1-1	
Sacks By: Number-Yards	3-16	2-13	

RENO, Nev. (AP) — Cole McDonald threw four touchdown passes, including three to Cedric Byrd II, and Hawaii beat Nevada 54-3 on Saturday night in the Mountain West Conference opener for both teams.

McDonald completed 25 of 30 for 312 yards and Byrd had seven receptions for 87 yards. Jason Sharsh had nine catches for 123 yards — both career highs — and a score for Hawaii (4-1).

Byrd had TD receptions of 36 and 2 yards, Justice Augafa returned a punt blocked by Andrew Choi 2 yards for a score and Miles Reed scored on a 9-yard run to make it 28-0 with 5:33 left in the second quarter. After Brandon Talton's 36-yard field goal got Nevada (3-2) on the board with 36 seconds left in the first half, Byrd ran 29 yards on a trick play and then had a 7-yard reception to set up a 44-yard field goal Ryan Meskell to give the Rainbow Warriors a 28-point halftime lead.

Hawaii, which had lost seven of its last eight against the Wolf Pack, won at Nevada for just the second time in 10 all-time tries. It was the second-highest margin of victory in series history; the Rainbow Warriors lost 73-12 in Honolulu on Dec. 17, 1948.

Game Recaps

Game 6

Nevada 41, San José State 38

Oct. 12, 2019; at Mackay Stadium (Reno, Nev.)

Attendance: 15,311



Score by quarters	1	2	3	4	Score	Record
San José State	3	7	14	14	38	3-3, 1-2 MW
Nevada	14	10	7	10	41	4-2, 1-1 MW

Scoring summary

Team	Qtr	Time	Scoring	Conversion	Drive	TOP	SJSU	NEV
NEV	1st	10:17	LEE, D. 2 yd run	TALTON, B. kick	6-66	2:41	0	7
NEV	1st	09:34	ARNOLD, A. 40 yd interception return	TALTON, B. kick			0	14
SJSU	1st	07:10	MERCUTIO, M. 44 yd field goal		6-48	2:24	3	14
NEV	2nd	14:00	LEE, D. 1 yd run	TALTON, B. kick	11-77	4:23	3	21
NEV	2nd	05:12	TALTON, B. 25 yd field goal		14-37	6:15	3	24
SJSU	2nd	00:27	HAMILTON, I. 37 yd pass from LOVE, J.	MERCUTIO, M. kick	3-61	0:17	10	24
NEV	3rd	14:52	DOUBS, R. 75 yd pass from HENRY, M.	TALTON, B. kick	1-75	0:08	10	31
SJSU	3rd	14:17	GAITHER, B. 60 yd pass from LOVE, J.	MERCUTIO, M. kick	2-75	0:35	17	31
SJSU	3rd	06:09	PACKER, D. 1 yd run	MERCUTIO, M. kick	5-29	1:31	24	31
SJSU	4th	08:20	WALKER, T. 20 yd pass from LOVE, J.	MERCUTIO, M. kick	10-80	3:42	31	31
NEV	4th	03:53	TAUA, T. 1 yd run	TALTON, B. kick	11-75	4:27	31	38
SJSU	4th	02:36	PACKER, D. 2 yd run	MERCUTIO, M. kick	7-68	1:11	38	38
NEV	4th	00:00	TALTON, B. 40 yd field goal		7-46	2:30	38	41

Team Statistics

	SJSU	Nevada
FIRST DOWNS	16	25
RUSHES-YARDS (NET)	16-15	51-189
PASSING YDS (NET)	405	352
Passes Comp-Att-Int	23-45-1	22-37-2
TOTAL OFFENSE PLAYS-YARDS	61-420	88-541
Fumble Returns-Yards	0-0	0-0
Punt Returns-Yards	3-17	2-15
Kickoff Returns-Yards	1-18	4-93
Interception Returns-Yards	2-0	1-40
Punts (Number-Avg)	7-36.9	4-42.0
Fumbles-Lost	3-1	3-1
Penalties-Yards	5-21	9-91
Possession Time	20:44	39:16
Third-Down Conversions	2 of 12	8 of 17
Fourth-Down Conversions	1 of 1	1 of 2
Red-Zone Scores-Chances	3-3	4-5
Sacks By: Number-Yards	1-4	0-0

Individual Statistics

Nevada
RUSHING: TAUA, T. 34-160; LEE, D. 10-24; HENRY, M. 6-5; TEAM 1-0
PASSING: HENRY, M. 22-37-1-352
RECEIVING: COOKS, E. 6-94; DOUBS, R. 5-146; CHRISTIAN, D. 3-28; FOSSUM, K. 2-18; TAUA, T. 2-9; LAPPIN, C. 1-19; PUTMAN, B. 1-18; TURNER, C. 1-11; LEE, D. 1-9
INTERCEPTIONS: ARNOLD, A. 1-40
FUMBLES: TEAM 1-0; TAUA, T. 1-1; HENRY, M. 1-0
SJSU
RUSHING: NASH, N. 3-23; PACKER, D. 5-11; NEVENS, T. 6-10; NUNN, S. 1--10; TEAM 1--19
PASSING: LOVE, J. 23-45-3-405
RECEIVING: WALKER, T. 6-87; GAITHER, B. 5-131; HAMILTON, I. 3-90; CRUMP, A. 2-68; NEVENS, T. 2-8; PACKER, D. 2-0; BLACKWELL, J. 1-12; HUMPHREYS, B. 1-6; DEESE, D. 1-3
INTERCEPTIONS: EZELL, B. 1-0; TOLEFREE, R. 1-0
FUMBLES: NUNN, S. 1-0; TEAM 1-0; EZELL, B. 1-1

RENO, Nev. (AP) -- Brandon Talton kicked a 40-yard field goal on the final play of the game, lifting Nevada to a 41-38 victory over San Jose State on Saturday after the Spartans rallied from a 21-point deficit.

Toa Tauga ran for 160 yards and a touchdown for Nevada (4-2, 1-1 MW). On the final drive, Tauga broke two tackles in the backfield and jumped over a third defender while losing his shoe for a 27-yard gain that moved the Wolf Pack passed midfield. Talton kicked the game winner six plays later.

Josh Love was 23-of-45 passing for 405 yards and threw three touchdown passes for San Jose State (3-3, 1-2). DeJon Packer had a pair of short-yardage touchdown runs in the second half.

Love's 20-yard touchdown pass to Tre Walker tied the game at 31-31 midway through the fourth quarter. Tauga scored on a 1-yard run to cap a 75-yard drive with about four minutes left in the game.

Packer scored on a 2-yard run with 2:36 remaining.


Malik Henry tossed a 75-yard touchdown pass to Romeo Doubs on the first play of the second half that stretched the Wolf Pack lead to 31-10.

Game 7

Utah State 36, Nevada 10

Oct. 19, 2019; at Maverik Stadium (Logan, Utah)

Attendance: 15,240



Score by quarters	1	2	3	4	Score	Record
Nevada	3	0	0	7	10	4-3, 1-2 MW
Utah State	9	13	0	14	36	4-2, 3-0 MW

Scoring summary

Team	Qtr	Time	Scoring	Conversion	Drive	TOP	NEV	USU
NEV	1st	09:45	TALTON, B. 23 yd field goal		10-75	5:10	3	0
USU	1st	09:33	SCARVER, S. 100 yd kickoff return	EBERLE, D. kick			3	7
USU	1st	00:08	TE'I, J. safety				3	9
USU	2nd	10:58	EBERLE, D. 29 yd field goal		6-23	1:43	3	12
USU	2nd	05:33	REPP, C. 13 yd pass from LOVE, J.	EBERLE, D. kick	7-39	1:50	3	19
USU	2nd	02:07	EBERLE, D. 32 yd field goal		8-57	1:39	3	22
USU	4th	11:27	BRIGHT, G. 67 yd run	EBERLE, D. kick	3-80	0:38	3	29
USU	4th	10:03	BRIGHT, G. 9 yd run	EBERLE, D. kick	2-57	0:23	3	36
NEV	4th	04:48	TAUA, T. 20 yd run	TALTON, B. kick	12-75	5:15	10	36

Team Statistics		Individual Statistics	
	Nevada	Utah State	Nevada
FIRST DOWNS	15	22	RUSHING: TAUA, T. 20-84; LEE, D. 9-25; HENRY, M. 5-2; MOORE, K. 1-2
RUSHES-YARDS (NET)	35-113	44-244	PASSING: HENRY, M. 17-38-0-213
PASSING YDS (NET)	213	174	RECEIVING: DOUBS, R. 4-80; COOKS, E. 4-39; FOSSUM, K. 3-29;
Passes Comp-Att-Int	17-38-2	15-33-1	CHRISTIAN, D. 2-42; LEE, D. 2-16; TAUA, T. 2-7
TOTAL OFFENSE PLAYS-YARDS	73-326	77-418	INTERCEPTIONS: ROBINS, B. 1-5
Fumble Returns-Yards	1-4	0-0	FUMBLES: COOKS, E. 1-0; HENRY, M. 1-0
Punt Returns-Yards	0-0	1-20	Utah State
Kickoff Returns-Yards	5-109	3-119	RUSHING: BRIGHT, G. 15-126; WARREN, J. 12-73; BURT, R. 4-33;
Interception Returns-Yards	1-5	2-38	LOVE, J. 10-19; COLOMBI, H. 1-1
Punts (Number-Avg)	10-40.4	7-40.1	PASSING: LOVE, J. 13-31-1-169; COLOMBI, H. 2-2-0-5
Fumbles-Lost	2-0	2-1	RECEIVING: THOMPkins, D. 4-46; MARINER, S. 2-53; SCARVER, S. 2-23;
Penalties-Yards	13-110	6-52	BRIGHT, G. 2-15; COMPTON, T. 2-5; REPP, C. 1-13; WARREN, J. 1-11;
Possession Time	34:39	25:21	NATHAN, J. 1-8
Third-Down Conversions	4 of 18	4 of 16	INTERCEPTIONS: MEITZENHEIMER 1-4; BOND, S. 1-34
Fourth-Down Conversions	0 of 1	0 of 0	FUMBLES: LOVE, J. 1-0; WARREN, J. 1-1
Red-Zone Scores-Chances	2-2	4-5	
Sacks By: Number-Yards	3-27	3-19	

LOGAN, Utah (AP) -- Gerold Bright had 126 yards rushing and two scores on 15 carries, Savon Scarver had a 100-yard kickoff return for a touchdown, and Utah State beat Nevada 36-10 in the snow on Saturday night.

The Wolf Pack, on the game's opening possession, had first-and-goal from the 8 but a holding penalty and a false start forced them to settle for a 23-yard field goal by Brandon Talton. Scarver returned the ensuing kickoff for a touchdown, the first of 36 consecutive points by the Aggies (4-2, 3-0 Mountain West).

Bright scored on runs of 67 and 9 yards -- just 84 seconds apart -- to make it 36-3 with 10:03 left in the game.

Taua had 20 carries for 80 yards, including a 20-yard touchdown run late in the fourth quarter, for Nevada (4-3, 1-2).

Utah State's two losses this year have both come on the road against Power 5 conference teams. The Aggies lost 38-35 to Wake Forest in their season opener and 42-6 to then-No. 5 (and currently second-ranked) LSU on Oct. 5.


Game Recaps

Game 8

Wyoming 31, Nevada 3

Oct. 26, 2019; at War Memorial Stadium (Laramie, Wyo.)

Attendance: 16,126



Score by quarters	1	2	3	4	Score	Record
Nevada	3	0	0	0	3	4-4, 1-3 MW
Utah State	14	10	7	0	31	6-2, 3-1 MW

Scoring summary

Team	Qtr	Time	Scoring	Conversion	Drive	TOP	NEV	WYO
WYO	1st	13:14	VALLADAY, X. 53 yd pass from CHAMBERS, S.	ROTHE, C. kick	1-53	0:09	0	7
WYO	1st	08:49	CHAMBERS, S. 2 yd run	ROTHE, C. kick	7-52	3:03	0	14
NEV	1st	02:21	TALTON, B. 28 yd field goal		9-71	3:41	3	14
WYO	2nd	09:28	ISMAIL, R. 37 yd pass from CHAMBERS, S.	ROTHE, C. kick	5-42	3:18	3	21
WYO	2nd	00:00	ROTHE, C. 20 yd field goal		6-92	0:50	3	24
WYO	3rd	11:54	MARCOTTE, J. 25 yd pass from VANDER WAAL	ROTHE, C. kick	8-75	3:06	3	31

Team Statistics		Individual Statistics	
	Nevada	Wyoming	
FIRST DOWNS	17	22	Nevada
RUSHES-YARDS (NET)	28-81	44-258	RUSHING: LEE, D. 3-38; TAUUA, T. 11-21; STRONG, C. 7-8; NEAL, R. 1-8; SOLANO, C. 6-6
PASSING YDS (NET)	254	221	PASSING: STRONG, C. 26-40-0-247; SOLANO, C. 1-5-0-7
Passes Comp-Att-Int	27-45-1	9-19-1	RECEIVING: STOVALL, M. 7-57; DOUBS, R. 5-98; COOKS, E. 3-31; TAUUA, T. 3-10; PUTMAN, B. 2-15; IKAHIHIFO, H. 2-13; LEE, D. 2-10; FOSSUM, K. 1-9; TURNER, C. 1-8; CHRISTIAN, D. 1-3
TOTAL OFFENSE PLAYS-YARDS	73-335	63-479	INTERCEPTIONS: ROBINS, B. 1-0
Fumble Returns-Yards	0-0	0-0	FUMBLES: DOUBS, R. 1-0; FOSSUM, K. 1-1; STRONG, C. 1-0
Punt Returns-Yards	2-1	5-57	Wyoming
Kickoff Returns-Yards	1-16	0-0	RUSHING: VALLADAY, X. 26-206; CHAMBERS, S. 5-20; BRENTON, B. 7-17; ISMAIL, R. 1-9; VANDER WAAL, T. 3-7; BURROUGHS, J. 1-0
Interception Returns-Yards	1-0	1-0	PASSING: VANDER WAAL, T. 3-10-1-63; CHAMBERS, S. 6-9-2-158
Punts (Number-Avg)	6-41.2	5-42.6	RECEIVING: ISMAIL, R. 4-93; VALLADAY, X. 2-74; MARCOTTE, J. 1-25; CONWAY, A. 1-22; HARSHMAN, J. 1-7
Fumbles-Lost	3-1	1-0	INTERCEPTIONS: HALLIBURTON, A. 1-0
Penalties-Yards	4-30	4-35	FUMBLES: TEAM 1-0
Possession Time	30:14	29:46	
Third-Down Conversions	9 of 18	5 of 11	
Fourth-Down Conversions	0 of 1	0 of 1	
Red-Zone Scores-Chances	1-3	2-3	
Sacks By: Number-Yards	1-9	4-24	

LARAMIE, Wyo. (AP) - Kazavian Valladay rushed for a career-high 206 yards, Sean Chambers threw for 158 yards and two touchdowns, and Wyoming defeated Nevada 31-3 on Saturday.

Wyoming, bowl eligible for the fourth consecutive season, has won seven consecutive home games.

Wyoming (6-2, 3-1 Mountain West) had 258 rushing yards and 221 passing yards for a total of 479. The bulk of the Cowboys' passing yards came from Chambers, who was 6 of 9 for 158 yards and two touchdowns. Backup Tyler Vander Waal was 3 of 10 for 63 yards with a touchdown.

Wyoming led 24-3 at halftime and Vander Waal's 25-yard pass to tight end Jackson Marcotte capped the scoring with 11:54 remaining in the third quarter.

Nevada's score came on a 28-yard field goal by Brandon Talton late in the first quarter. Carson Strong completed 26 of 40 passes for 247 yards for the Wolf Pack (4-4, 1-3).

Valladay's previous best was 192 yards at New Mexico last season, also a 31-3 victory for the Cowboys.

2019 Nevada Football
 Nevada Game Results (as of Oct 26, 2019)
 All games

Date	Opponent	Score	Overall	Conference	Time	Attend
Aug 30, 2019	PURDUE	W 34-31	1-0	0-0	3:58	20144
9/7/19	at Oregon	L 6-77	1-1	0-0	3:14	50920
Sep 14, 2019	WEBER STATE	W 19-13	2-1	0-0	3:05	14174
Sep 21, 2019	at UTEP	W 37-21	3-1	0-0	2:55	10493
* Sep 28, 2019	HAWAI'I	L 3-54	3-2	0-1	3:10	15137
* Oct 12, 2019	SAN JOSE STATE	W 41-38	4-2	1-1	3:28	15311
* Oct 19, 2019	at Utah State	L 10-36	4-3	1-2	3:34	15240
* Oct 26, 2019	at Wyoming	L 3-31	4-4	1-3	2:49	16126

2019 Nevada Football
Nevada Overall Team Statistics (as of Oct 26, 2019)
All games

Team Statistics	NEV	OPP
SCORING	153	301
Points Per Game	19.1	37.6
Points Off Turnovers	39	70
FIRST DOWNS	148	165
Rushing	54	66
Passing	84	90
Penalty	10	9
RUSHING YARDAGE	1019	1197
Yards gained rushing	1237	1371
Yards lost rushing	218	174
Rushing Attempts	294	273
Average Per Rush	3.5	4.4
Average Per Game	127.4	149.6
TDs Rushing	9	12
PASSING YARDAGE	1838	2177
Comp-Att-Int	177-298-12	156-259-9
Average Per Pass	6.2	8.4
Average Per Catch	10.4	14.0
Average Per Game	229.8	272.1
TDs Passing	6	24
TOTAL OFFENSE	2857	3374
Total Plays	592	532
Average Per Play	4.8	6.3
Average Per Game	357.1	421.8
KICK RETURNS: #-Yards	20-398	14-292
PUNT RETURNS: #-Yards	8-30	22-150
INT RETURNS: #-Yards	9-63	12-89
KICK RETURN AVERAGE	19.9	20.9
PUNT RETURN AVERAGE	3.8	6.8
INT RETURN AVERAGE	7.0	7.4
FUMBLES-LOST	16-7	14-6
PENALTIES-Yards	68-556	43-364
Average Per Game	69.5	45.5
PUNTS-Yards	49-1983	39-1599
Average Per Punt	40.5	41.0
Net punt average	35.8	39.2
KICKOFFS-Yards	37-2213	54-3246
Average Per Kick	59.8	60.1
Net kick average	36.4	40.7
TIME OF POSSESSION/Game	32:12	27:48
3RD-DOWN Conversions	50/131	34/101
3rd-Down Pct	38%	34%
4TH-DOWN Conversions	5/12	11/16
4th-Down Pct	42%	69%
SACKS BY-Yards	12-75	21-122
MISC YARDS	0	0
TOUCHDOWNS SCORED	16	39
FIELD GOALS-ATTEMPTS	14-16	8-9
ON-SIDE KICKS	0-0	0-0
RED-ZONE SCORES	(21-26) 81%	(26-30) 87%
RED-ZONE TOUCHDOWNS	(10-26) 38%	(22-30) 73%
PAT-ATTEMPTS	(15-16) 94%	(39-39) 100%
ATTENDANCE	64766	92779
Games/Avg Per Game	4/16192	4/23195
Neutral Site Games		0/0

Score by Quarters	1st	2nd	3rd	4th	OT	Total
Nevada	26	50	27	50	0	153
Opponents	57	113	80	51	0	301

2019 Nevada Football
Nevada Overall Individual Statistics (as of Oct 26, 2019)
All games

Rushing	gp-gs	att	gain	loss	net	avg	td	lg	avg/g
TAUA, Toa	8-5	126	559	25	534	4.2	4	27	66.8
KINCAIDE, J.	4-2	32	147	1	146	4.6	1	33	36.5
SOLANO, C.	6-1	26	169	31	138	5.3	0	47	23.0
MOORE, Kelton	7-1	31	112	10	102	3.3	2	15	14.6
LEE, Devonte	4-0	23	103	12	91	4.0	2	31	22.8
STRONG, Carson	5-5	26	92	69	23	0.9	0	18	4.6
NEAL, Roger	7-0	11	22	3	19	1.7	0	8	2.7
HENRY, Malik	3-2	11	33	26	7	0.6	0	13	2.3
DOUBS, Romeo	7-5	1	0	1	-1	-1.0	0	0	-0.1
McCLURE, Hamish	2-0	2	0	9	-9	-4.5	0	0	-4.5
TEAM	6-0	5	0	31	-31	-6.2	0	0	-5.2
Total	8	294	1237	218	1019	3.5	9	47	127.4
Opponents	8	273	1371	174	1197	4.4	12	67	149.6

Passing	gp-gs	effic	comp	att	in	pct	yds	td	lg	avg/g
STRONG, Carson	5-5	106.83	106	174	6	60.9	976	3	38	195.2
HENRY, Malik	3-2	111.68	42	78	4	53.8	593	1	75	197.7
SOLANO, C.	6-1	118.13	25	41	2	61.0	248	2	41	41.3
McCLURE, Hamish	2-0	156.00	3	3	0	100.	20	0	10	10.0
TEAM	6-0	0.00	0	1	0	0.0	0	0	0	0.0
MOORE, Kelton	7-1	108.40	1	1	0	100.	1	0	1	0.1
Total	8	109.80	177	298	12	59.4	1838	6	75	229.8
Opponents	8	154.47	156	259	9	60.2	2177	24	66	272.1

Receiving	gp-gs	no.	yds	avg	td	lg	avg/g
COOKS, Elijah	8-8	36	424	11.8	4	55	53.0
FOSSUM, Kaleb	8-3	26	251	9.7	0	28	31.4
DOUBS, Romeo	7-5	24	407	17.0	1	75	58.1
TAUA, Toa	8-5	19	140	7.4	0	41	17.5
CHRISTIAN, D.	8-6	18	186	10.3	1	38	23.2
PUTMAN, Ben	8-0	11	132	12.0	0	24	16.5
STOVALL, M.	4-1	10	75	7.5	0	23	18.8
KINCAIDE, J.	4-2	8	61	7.6	0	35	15.2
MOORE, Kelton	7-1	6	17	2.8	0	23	2.4
LEE, Devonte	4-0	5	35	7.0	0	13	8.8
HUMPHREY, John	6-0	4	28	7.0	0	18	4.7
TURNER, Cole	8-0	3	33	11.0	0	14	4.1
IKAHIHIFO, H.	7-3	3	13	4.3	0	10	1.9
LAPPIN, C.	8-2	2	24	12.0	0	19	3.0
NEAL, Roger	7-0	1	8	8.0	0	8	1.1
ROBERSON, R.	8-4	1	4	4.0	0	4	0.5
Total	8	177	1838	10.4	6	75	229.8
Opponents	8	156	2177	14.0	24	66	272.1

Punt Returns	no.	yds	avg	td	lg
DOUBS, Romeo	4	15	3.8	0	8
FOSSUM, Kaleb	4	15	3.8	0	8
Total	8	30	3.8	0	8
Opponents	22	150	6.8	1	28

Interceptions	no.	yds	avg	td	lg
BROWN, Daniel	3	2	0.7	0	2
ROBINS, Berdale	2	5	2.5	0	5
ARNOLD, Austin	1	40	40.0	1	40
WILLIAMS, Tyson	1	14	14.0	0	14
HALL, Lawson	1	2	2.0	0	2
LEE, Jordan	1	0	0.0	0	0
Total	9	63	7.0	1	40
Opponents	12	89	7.4	0	38

Kick Returns	no.	yds	avg	td	lg
PUTMAN, Ben	11	221	20.1	0	31
MOORE, Kelton	3	57	19.0	0	24
HUMPHREY, John	3	62	20.7	0	33
HENLEY, Daiyan	1	12	12.0	0	12
SWINT, C.	1	22	22.0	0	22
KINCAIDE, J.	1	24	24.0	0	24
Total	20	398	19.9	0	33
Opponents	14	292	20.9	1	100

Fumble Returns	no.	yds	avg	td	lg
ROBINS, Berdale	1	4	4.0	0	4
Total	1	4	4.0	0	4
Opponents	1	12	12.0	1	11

2019 Nevada Football
Nevada Overall Individual Statistics (as of Oct 26, 2019)
All games

Scoring	td	fg	PAT				dx	saf	pts
			kick	rush	rcv	pass			
TALTON, Brandon	-	14-16	15-16	-	-	-	-	-	57
COOKS, Elijah	4	-	-	-	-	-	-	-	24
TAUA, Toa	4	-	-	-	-	-	-	-	24
MOORE, Kelton	2	-	-	-	-	-	-	-	12
LEE, Devonte	2	-	-	-	-	-	-	-	12
CHRISTIAN, D.	1	-	-	-	-	-	-	-	6
DOUBS, Romeo	1	-	-	-	-	-	-	-	6
ARNOLD, Austin	1	-	-	-	-	-	-	-	6
KINCAIDE, J.	1	-	-	-	-	-	-	-	6
Total	16	14-16	15-16	-	-	-	-	-	153
Opponents	39	8-9	39-39	-	-	-	-	2	301

Total Offense	g	plays	rush	pass	total	avg/g
STRONG, Carson	5	200	23	976	999	199.8
HENRY, Malik	3	89	7	593	600	200.0
TAUA, Toa	8	126	534	0	534	66.8
SOLANO, C.	6	67	138	248	386	64.3
KINCAIDE, J.	4	32	146	0	146	36.5
MOORE, Kelton	7	32	102	1	103	14.7
LEE, Devonte	4	23	91	0	91	22.8
NEAL, Roger	7	11	19	0	19	2.7
McCLURE, Hamish	2	5	-9	20	11	5.5
DOUBS, Romeo	7	1	-1	0	-1	-0.1
TEAM	6	6	-31	0	-31	-5.2
Total	8	592	1019	1838	2857	357.1
Opponents	8	532	1197	2177	3374	421.8

Field Goals	fg	pct.	01-19	20-29	30-39	40-49	50-99	lg	blk
TALTON, Brandon	14-16	87.5	0-0	6-6	5-6	2-2	1-2	56	0

FG Sequence	Nevada	Opponents
Purdue	(34),(56)	(32)
Oregon	(24),(45)	-
Weber State	(36),(30),(25),(34)	(43),(47)
UTEP	(27)	-
Hawai'i	(36)	(44)
San Jose State	(25),(40)	(44)
Utah State	(23),51	(29),(32),47
Wyoming	(28),30	(20)

Punting	no.	yds	avg	lg	tb	fc	i20	50+	blk
CONAWAY, Q.	42	176	42.0	67	3	8	9	8	2
STRONG, Carson	5	220	44.0	53	1	0	4	1	0
TEAM	2	0	0.0	0	0	0	0	0	0
Total	49	198	40.5	67	4	8	13	9	2
Opponents	39	159	41.0	55	2	8	16	5	0

Kickoffs	no.	yds	avg	tb	ob	retn	net	ydIn
DIAZ, Julian	32	194	60.7	21	0			
CONAWAY, Q.	5	272	54.4	2	0			
Total	37	221	59.8	23	0	20.9	36.4	28
Opponents	54	324	60.1	26	0	19.9	40.7	24

Numbers in (parentheses) indicate field goal was made.

2019 Nevada Football
 Nevada Overall Individual Statistics (as of Oct 26, 2019)
 All games

All Purpose	g	rush	rcv	pr	kr	ir	total	avg/g
TAUA, Toa	8	534	140	0	0	0	674	84.2
COOKS, Elija	8	0	424	0	0	0	424	53.0
DOUBS, Ro	7	-1	407	15	0	0	421	60.1
PUTMAN, Be	8	0	132	0	221	0	353	44.1
FOSSUM, Ka	8	0	251	15	0	0	266	33.2
KINCAIDE, J.	4	146	61	0	24	0	231	57.8
CHRISTIAN,	8	0	186	0	0	0	186	23.2
MOORE, Kelt	7	102	17	0	57	0	176	25.1
SOLANO, C.	6	138	0	0	0	0	138	23.0
LEE, Devont	4	91	35	0	0	0	126	31.5
HUMPHREY,	6	0	28	0	62	0	90	15.0
STOVALL, M	4	0	75	0	0	0	75	18.8
ARNOLD, Au	8	0	0	0	0	40	40	5.0
TURNER, Co	8	0	33	0	0	0	33	4.1
NEAL, Roger	7	19	8	0	0	0	27	3.9
LAPPIN, C.	8	0	24	0	0	0	24	3.0
STRONG, Ca	5	23	0	0	0	0	23	4.6
SWINT, C.	3	0	0	0	22	0	22	7.3
WILLIAMS, T	8	0	0	0	0	14	14	1.8
IKAHIHIFO,	7	0	13	0	0	0	13	1.9
HENLEY, Dai	4	0	0	0	12	0	12	3.0
HENRY, Mali	3	7	0	0	0	0	7	2.3
ROBINS, Ber	8	0	0	0	0	5	5	0.6
ROBERSON,	8	0	4	0	0	0	4	0.5
HALL, Lawso	8	0	0	0	0	2	2	0.2
BROWN, Da	6	0	0	0	0	2	2	0.3
McCLURE, H	2	-9	0	0	0	0	-9	-4.5
TEAM	6	-31	0	0	0	0	-31	-5.2
Total	8	1019	1838	30	398	63	3348	418.5
Opponents	8	1197	2177	150	292	89	3905	488.1

2019 Nevada Football
Nevada Overall Defensive Statistics (as of Oct 26, 2019)
All games

#	Defensive Leaders	gp-gs	Tackles				tfl/yds	Sacks no-yds	Pass defense			Fumbles		blkd	
			ua	a	tot				int-yds	brup	qbh	rcv-yds	ff	kick	saf
6	WILLIAMS, Tyson	8-8	23	24	35.0	1.0-1	.	1-14	4	
30	HALL, Lawson	8-6	22	15	29.5	2.5-9	1.0-7	1-2	2	
4	MUHAMMAD, EJ	7-7	19	14	26.0	0.5-1	.	.	3	.	1-0	1	.	.	
5	JOHNSON, Emany	7-6	20	10	25.0	1.0-1	.	.	1	1	
28	ARNOLD, Austin	8-8	21	8	25.0	.	.	1-40	1	
7	SEWELL, Gabe	8-8	14	19	23.5	4.0-12	.	.	1	.	.	1	.	.	
99	PETERSON, Dom	7-7	13	11	18.5	7.0-21	4.0-14	1	.	.	
52	ADAMS, Kyle	8-2	13	9	17.5	1.0-1	
12	JACKSON, M.	8-2	11	9	15.5	
96	SEKONA, Hausia	8-6	11	7	14.5	1.5-10	1.0-9	
25	BROWN, Daniel	6-6	9	11	14.5	3.0-12	.	3-2	1	
47	TOOMER, K.	6-6	8	11	13.5	3.0-13	1.0-6	.	1	2	
1	ROBINS, Berdale	8-3	10	5	12.5	.	.	2-5	5	.	1-4	.	.	.	
16	BROADY, Maliek	7-2	10	5	12.5	2.0-22	2.0-22	1	.	.	
54	GREEN, Chris	8-2	11	1	11.5	3.5-6	
13	LEE, Jordan	8-0	10	3	11.5	2.0-2	.	1-0	
98	HAMMOND, Sam	8-2	6	6	9.0	0.5-1	0.5-0	.	.	2	
50	TOURAY, Lamin	7-0	4	9	8.5	
24	WEBER, Lucas	5-5	6	5	8.5	1.0-4	1-0	.	.	.	
22	GODLEY, Jayce	7-0	5	4	7.0	
17	FOTOFILI, James	5-0	5	2	6.0	
37	JOHNSON, D.	5-1	4	2	5.0	
32	MIRANDA, G.	8-0	4	2	5.0	.	.	.	1	1	
92	MEDER, Kaleb	6-1	3	3	4.5	
11	HENLEY, Daiyan	4-0	4	1	4.5	
45	PRICE, Trevor	4-0	2	3	3.5	1.0-1	
4J	GRZESIAK, D.	8-0	2	2	3.0	
57	LEWIS, Jaden	4-0	2	2	3.0	1.5-3	
95	NICHOLS, T.	6-0	2	1	2.5	2.0-17	2.5-17	1	.	.	
53	MAHANNAH, Zak	3-0	2	1	2.5	
29	HAMILTON, I.	8-0	2	1	2.5	
15	DEDMAN, Jaden	6-0	.	3	1.5	
63	JOHNSON, Amir	3-0	1	1	1.5	
0E	KINCAIDE, J.	4-2	1	.	1.0	
3	FOSSUM, Kaleb	8-3	1	.	1.0	
10	PUTMAN, Ben	8-0	.	2	1.0	2-0	.	.	.	
3E	CONAWAY, Q.	8-0	1	.	1.0	
51	HILL, Robert	4-0	1	.	1.0	
33	CLAIBORNE, J.	8-0	1	.	1.0	
0D	COOKS, Elijah	8-8	1	.	1.0	
3A	ROBERSON, R.	8-4	1	.	1.0	
85	ORTEGA, Austin	3-0	1	.	1.0	
8	CURETON, Kaymen	6-0	.	1	0.5	
65	FROST, Aaron	8-8	.	1	0.5	
90	GARCIA, Breyton	6-0	1-0	.	.	.	
Total		8	287	214	394.0	38-137	12-75	9-63	20	6	6-4	5	.	.	
Opponents		8	366	178	455.0	65-233	21-122	12-89	29	7	7-12	12	3	2	

2019 Nevada Football
Nevada Team Game-by-Game (as of Oct 26, 2019)
All games

TEAM STATISTICS

Date	Opponent	Rushing				Receiving				Passing				Kick Returns				Punt Returns				tot off
		no.	yds	td	lg	no.	yds	td	lg	cmp	att	int	yds	td	lg	no.	yds	td	lg	no.	yds	
Aug 30	PURDUE	25	109	1	12	30	295	3	38	30-52-0	295	3	38	1	24	0	24	1	6	0	6	404
9/7/19	at Oregon	40	83	0	11	16	109	0	23	16-28-2	109	0	23	3	45	0	17	0	0	0	0	192
Sep 14	WEBER STATE	42	153	1	33	31	300	0	35	31-45-2	300	0	35	1	24	0	24	2	7	0	8	453
Sep 21	at UTEP	37	193	3	47	16	210	2	41	16-22-1	210	2	41	0	0	0	0	1	1	0	1	403
Sep 28	HAWAI'I	36	98	0	18	18	105	0	21	18-31-2	105	0	21	5	87	0	21	0	0	0	0	203
Oct 12	SAN JOSE STATE	51	189	3	27	22	352	1	75	22-37-2	352	1	75	4	93	0	33	2	15	0	8	541
Oct 19	at Utah State	35	113	1	20	17	213	0	33	17-38-2	213	0	33	5	109	0	23	0	0	0	0	326
Oct 26	at Wyoming	28	81	0	31	27	254	0	34	27-45-1	254	0	34	1	16	0	16	2	1	0	4	335
Nevada		294	1019	9	47	177	1838	6	75	177-298-1	1838	6	75	20	398	0	33	8	30	0	8	2857
		273	1197	12	67	156	2177	24	66	156-259-9	2177	24	66	14	292	1	10	22	150	1	28	3374

Games: 8 • Avg/rush: 3.5 • Avg/catch: 10.4 • Pass effic: 109.80 • KR avg: 19.9 • PR avg: 3.8 • All purpose avg/game: 418.5 • Total offense

Date	Opponent	Tackles				Sacks	Fumble	Pass Defense			blkd	PAT Attempts			off			
		ua	a	total	tfl-yds	no-yds	ff	fr	3-0	int-yds	qbh	brup	kick	kick	rush	rcv	saf	t/o
Aug 3	PURDUE	45	32	61.0	7.0-16	1.0-3	2	3-0	2-0	0	5	0	4-4	0	0	0	13	34
9/7/19	at Oregon	40	30	55.0	3.0-5	1.0-2	0	1-0	0-0	3	0	0	0-0	0	0	0	3	6
Sep 1	WEBER STATE	27	14	34.0	10.0-29	1.0-0	1	0-0	1-2	0	3	0	1-1	0	0	0	3	19
Sep 2	at UTEP	27	56	55.0	4.0-26	3.0-21	0	0-0	3-16	2	0	0	4-5	0	0	0	13	37
Sep 2	HAWAI'I	48	10	53.0	6.0-19	2.0-13	0	0-0	0-0	0	1	0	0-0	0	0	0	0	3
Oct 12	SAN JOSE STATE	27	13	33.5	2.0-4	0.0-0	0	1-0	1-40	0	6	0	5-5	0	0	0	7	41
Oct 19	at Utah State	31	39	50.5	5.0-29	3.0-27	2	1-4	1-5	1	5	0	1-1	0	0	0	10	
Oct 26	at Wyoming	42	20	52.0	1.0-9	1.0-9	0	0-0	1-0	0	0	0	0-0	0	0	0	3	
Nevada		287	214	394.0	38.0-137	12.0-75	5	6-4	9-63	6	20	0	15-16	0	0	0	39	153
		366	178	455.0	65.0-233	21.0-122	12	7-12	12-89	7	29	3	39-39	0	0	2	70	301

Date	Opponent	Punting										Field Goals			Kickoffs				
		no.	yds	avg	long	blkd	tb	fc	50+	i20	md-att	long	blkd	no.	yds	avg	tb	ob	
Aug 3	PURDUE	10	471	47.1	67	0	1	1	3	5	2-2	56	0	5	272	54.4	2	0	
9/7/19	at Oregon	8	342	42.8	56	0	1	1	2	2	2-2	45	0	3	193	64.3	1	0	
Sep 1	WEBER STATE	4	126	31.5	56	1	0	0	1	1	4-4	36	0	6	272	45.3	4	0	
Sep 2	at UTEP	2	89	44.5	49	0	0	0	0	0	1-1	27	0	7	455	65.0	6	0	
Sep 2	HAWAI'I	5	151	30.2	45	1	1	2	0	0	1-1	36	0	3	205	68.3	1	0	
Oct 12	SAN JOSE STATE	4	153	38.2	46	0	0	1	0	1	2-2	40	0	7	456	65.1	6	0	
Oct 19	at Utah State	10	404	40.4	60	0	1	3	3	2	1-2	23	0	4	230	57.5	1	0	
Oct 26	at Wyoming	6	247	41.2	47	0	0	0	0	2	1-2	28	0	2	130	65.0	2	0	
Nevada		49	1983	40.5	67	2	4	8	9	13	14-16	56	0	37	2213	59.8	23	0	
		39	1599	41.0	55	0	2	8	5	16	8-9	47	0	54	3246	60.1	26	0	

2019 Nevada Football
Nevada Game Superlatives (as of Oct 26, 2019)
All games

INDIVIDUAL GAME HIGHS

Rushes	34	TAUA, Toa vs San Jose State (Oct 12, 2019)
Yards Rushing	160	TAUA, Toa vs San Jose State (Oct 12, 2019)
TD Rushes	2	MOORE, Kelton at UTEP (Sep 21, 2019)
	2	LEE, Devonte vs San Jose State (Oct 12, 2019)
Long Rush	47	SOLANO, C. at UTEP (Sep 21, 2019)
Pass attempts	51	STRONG, Carson vs Purdue (Aug 30, 2019)
Pass completions	30	STRONG, Carson vs Purdue (Aug 30, 2019)
	30	STRONG, Carson vs Weber State (Sep 14, 2019)
Yards Passing	352	HENRY, Malik vs San Jose State (Oct 12, 2019)
TD Passes	3	STRONG, Carson vs Purdue (Aug 30, 2019)
Long Pass	75	HENRY, Malik vs San Jose State (Oct 12, 2019)
Receptions	8	TAUA, Toa vs Purdue (Aug 30, 2019)
Yards Receiving	146	DOUBS, Romeo vs San Jose State (Oct 12, 2019)
TD Receptions	2	COOKS, Elijah vs Purdue (Aug 30, 2019)
	2	COOKS, Elijah at UTEP (Sep 21, 2019)
Long Reception	75	DOUBS, Romeo vs San Jose State (Oct 12, 2019)
Field Goals	4	TALTON, Brandon vs Weber State (Sep 14, 2019)
Long Field Goal	56	TALTON, Brandon vs Purdue (Aug 30, 2019)
Punts	10	CONAWAY, Q. at Utah State (Oct 19, 2019)
Punting Avg	48.5	CONAWAY, Q. vs Purdue (Aug 30, 2019)
Long Punt	67	CONAWAY, Q. vs Purdue (Aug 30, 2019)
Punts inside 20	3	STRONG, Carson vs Purdue (Aug 30, 2019)
Long Punt Return	8	FOSSUM, Kaleb vs Weber State (Sep 14, 2019)
	8	DOUBS, Romeo vs San Jose State (Oct 12, 2019)
Long Kickoff Return	33	HUMPHREY, John vs San Jose State (Oct 12, 2019)
Tackles	9.0	WILLIAMS, Tyson vs Purdue (Aug 30, 2019)
	9.0	JOHNSON, Emany vs Hawai'i (Sep 28, 2019)
Sacks	2.0	NICHOLS, T. at UTEP (Sep 21, 2019)
	2.0	BROADY, Maliek at Utah State (Oct 19, 2019)
Tackles For Loss	3.5	SEWELL, Gabe vs Weber State (Sep 14, 2019)
Interceptions	2	BROWN, Daniel vs Purdue (Aug 30, 2019)

2019 Nevada Football
Nevada Game Superlatives (as of Oct 26, 2019)
All games

TEAM GAME HIGHS

Rushes	51	vs San Jose State (Oct 12, 2019)
Yards Rushing	193	at UTEP (Sep 21, 2019)
Yards Per Rush	5.2	at UTEP (Sep 21, 2019)
TD Rushes	3	at UTEP (Sep 21, 2019)
	3	vs San Jose State (Oct 12, 2019)
Pass attempts	52	vs Purdue (Aug 30, 2019)
Pass completions	31	vs Weber State (Sep 14, 2019)
Yards Passing	352	vs San Jose State (Oct 12, 2019)
Yards Per Pass	9.5	at UTEP (Sep 21, 2019)
TD Passes	3	vs Purdue (Aug 30, 2019)
Total Plays	88	vs San Jose State (Oct 12, 2019)
Total Offense	541	vs San Jose State (Oct 12, 2019)
Yards Per Play	6.8	at UTEP (Sep 21, 2019)
Points	41	vs San Jose State (Oct 12, 2019)
Sacks By	3	at UTEP (Sep 21, 2019)
	3	at Utah State (Oct 19, 2019)
First Downs	25	vs Weber State (Sep 14, 2019)
	25	vs San Jose State (Oct 12, 2019)
Penalties	13	at Utah State (Oct 19, 2019)
Penalty Yards	110	at Utah State (Oct 19, 2019)
Turnovers	4	at Oregon (9/7/19)
Interceptions By	3	at UTEP (Sep 21, 2019)
Punts	10	vs Purdue (Aug 30, 2019)
	10	at Utah State (Oct 19, 2019)
Punting Avg	47.1	vs Purdue (Aug 30, 2019)
Long Punt	67	vs Purdue (Aug 30, 2019)
Punts inside 20	5	vs Purdue (Aug 30, 2019)
Long Punt Return	8	vs Weber State (Sep 14, 2019)
	8	vs San Jose State (Oct 12, 2019)

2019 Nevada Football
Nevada Game Superlatives (as of Oct 26, 2019)
All games

OPPONENT INDIVIDUAL GAME HIGHS

Rushes	26	VALLADAY, X., at Wyoming (Oct 26, 2019)
Yards Rushing	206	VALLADAY, X., at Wyoming (Oct 26, 2019)
TD Rushes	2	HUGHES, Treyvon, at UTEP (Sep 21, 2019)
	2	PACKER, DeJon, vs San Jose State (Oct 12, 2019)
	2	BRIGHT, Gerold, at Utah State (Oct 19, 2019)
Long Rush	67	BRIGHT, Gerold, at Utah State (Oct 19, 2019)
Pass attempts	52	Elijah Sindelar, vs Purdue (Aug 30, 2019)
Pass completions	34	Elijah Sindelar, vs Purdue (Aug 30, 2019)
Yards Passing	423	Elijah Sindelar, vs Purdue (Aug 30, 2019)
TD Passes	5	Herbert, Justin, at Oregon (9/7/19)
Long Pass	66	Herbert, Justin, at Oregon (9/7/19)
Receptions	11	Rondale Moore, vs Purdue (Aug 30, 2019)
Yards Receiving	131	GAITHER, Bailey, vs San Jose State (Oct 12, 2019)
TD Receptions	3	BYRD II, Cedric, vs Hawai'i (Sep 28, 2019)
Long Reception	66	Breeland, Jacob, at Oregon (9/7/19)
Field Goals	2	TUTTLE, Trey, vs Weber State (Sep 14, 2019)
	2	EBERLE, Dominik, at Utah State (Oct 19, 2019)
Long Field Goal	47	TUTTLE, Trey, vs Weber State (Sep 14, 2019)
Punts	8	LLOYD, Doug, vs Weber State (Sep 14, 2019)
Punting Avg	47.0	SCRUTON, Ben, vs Hawai'i (Sep 28, 2019)
Long Punt	55	Brooks Cormier, vs Purdue (Aug 30, 2019)
Punts inside 20	5	BARTOLIC, C., at Utah State (Oct 19, 2019)
Long Punt Return	28	Rondale Moore, vs Purdue (Aug 30, 2019)
Long Kickoff Return	100	SCARVER, Savon, at Utah State (Oct 19, 2019)
Tackles	11.5	LENARD, Jay, vs San Jose State (Oct 12, 2019)
Sacks	3.0	WILLIAMS, Jonah, vs Weber State (Sep 14, 2019)
Tackles For Loss	3.5	WILLIAMS, Jonah, vs Weber State (Sep 14, 2019)
Interceptions	1	Stephens, Steve, at Oregon (9/7/19)
	1	Niu, Sampson, at Oregon (9/7/19)
	1	SMITH, Preston, vs Weber State (Sep 14, 2019)
	1	ANDERSON, Max, vs Weber State (Sep 14, 2019)
	1	ROSS, Ykili, at UTEP (Sep 21, 2019)
	1	HICKS, Kalen, vs Hawai'i (Sep 28, 2019)
	1	OKEKE, Ikem, vs Hawai'i (Sep 28, 2019)
	1	EZELL, Brandon, vs San Jose State (Oct 12, 2019)
	1	TOLEFREE, Rico, vs San Jose State (Oct 12, 2019)
	1	BOND, Shaq, at Utah State (Oct 19, 2019)
	1	MEITZENHEIMER,, at Utah State (Oct 19, 2019)
	1	HALLIBURTON, A., at Wyoming (Oct 26, 2019)

2019 Nevada Football
Nevada Game Superlatives (as of Oct 26, 2019)
All games

OPPONENT TEAM GAME HIGHS

Rushes	47	at UTEP (Sep 21, 2019)
Yards Rushing	258	at Wyoming (Oct 26, 2019)
Yards Per Rush	5.9	at Wyoming (Oct 26, 2019)
TD Rushes	3	at Oregon (9/7/19)
	3	at UTEP (Sep 21, 2019)
Pass attempts	52	vs Purdue (Aug 30, 2019)
Pass completions	34	vs Purdue (Aug 30, 2019)
Yards Passing	423	vs Purdue (Aug 30, 2019)
Yards Per Pass	11.6	at Wyoming (Oct 26, 2019)
TD Passes	7	at Oregon (9/7/19)
Total Plays	81	vs Purdue (Aug 30, 2019)
Total Offense	623	at Oregon (9/7/19)
Yards Per Play	8.4	at Oregon (9/7/19)
Points	77	at Oregon (9/7/19)
Sacks By	5	at Oregon (9/7/19)
First Downs	28	at Oregon (9/7/19)
Penalties	7	at UTEP (Sep 21, 2019)
Penalty Yards	82	at UTEP (Sep 21, 2019)
Turnovers	5	vs Purdue (Aug 30, 2019)
Interceptions By	2	at Oregon (9/7/19)
	2	vs Weber State (Sep 14, 2019)
	2	vs Hawai'i (Sep 28, 2019)
	2	vs San Jose State (Oct 12, 2019)
	2	at Utah State (Oct 19, 2019)
Punts	8	vs Weber State (Sep 14, 2019)
Punting Avg	46.0	vs Hawai'i (Sep 28, 2019)
Long Punt	55	vs Purdue (Aug 30, 2019)
Punts inside 20	5	at Utah State (Oct 19, 2019)
Long Punt Return	28	vs Purdue (Aug 30, 2019)

2019 Nevada Football
Nevada Games Played (as of Oct 26, 2019)
All games

##	PLAYER	GP-GS	PURDU	ORE	WSU	UTEP	UH	SJSU	USU	WYO
52	ADAMS, Kyle	8/2	XXX	XXX	XXX	XXX	XXX	XXX	START	START
28	ARNOLD, Austin	8/8	START	START	START	START	START	START	START	START
72	BEACH, Miles	8/8	START	START	START	START	START	START	START	START
34	BRADLEY, Josiah	1/-	...	XXX
16	BROADY, Maliek	7/2	START	START	...	XXX	XXX	XXX	XXX	XXX
25	BROWN, Daniel	6/6	START	START	START	START	START	START
76	BROWN, Nate	8/8	START	START	START	START	START	START	START	START
1D	CHRISTIAN, D.	8/6	XXX	XXX	START	START	START	START	START	START
33	CLAIBORNE, J.	8/-	XXX	XXX	XXX	XXX	XXX	XXX	XXX	XXX
19	CLARK, Kieran	1/-	XXX
3E	CONAWAY, Q.	8/-	XXX	XXX	XXX	XXX	XXX	XXX	XXX	XXX
0D	COOKS, Elijah	8/8	START	START	START	START	START	START	START	START
8	CURETON, Kaymen	6/-	XXX	XXX	XXX	XXX	XXX	XXX
67	DAVIS, Gray	8/3	XXX	XXX	XXX	XXX	XXX	START	START	START
15	DEDMAN, Jaden	6/-	XXX	XXX	XXX	XXX	XXX	XXX
36	DIAZ, Julian	7/-	...	XXX	XXX	XXX	XXX	XXX	XXX	XXX
0G	DOUBS, Romeo	7/5	START	START	...	XXX	XXX	START	START	START
70	EDWARDS, Nathan	8/5	START	START	START	START	START	XXX	XXX	XXX
3	FOSSUM, Kaleb	8/3	START	XXX	START	START	XXX	XXX	XXX	XXX
17	FOTOFILI, James	5/-	XXX	...	XXX	...	XXX	XXX	XXX	...
65	FROST, Aaron	8/8	START	START	START	START	START	START	START	START
9	GARCIA, Breylon	6/-	XXX	XXX	XXX	...	XXX	...	XXX	XXX
22	GODLEY, Jayce	7/-	XXX	XXX	XXX	XXX	XXX	...	XXX	XXX
54	GREEN, Chris	8/2	XXX	XXX	XXX	XXX	XXX	XXX	START	START
4J	GRZESIAK, D.	8/-	XXX	XXX	XXX	XXX	XXX	XXX	XXX	XXX
30	HALL, Lawson	8/6	XXX	XXX	START	START	START	START	START	START
29	HAMILTON, I.	8/-	XXX	XXX	XXX	XXX	XXX	XXX	XXX	XXX
98	HAMMOND, Sam	8/2	XXX	XXX	XXX	XXX	XXX	XXX	START	START
11	HENLEY, Daiyan	4/-	XXX	XXX	XXX	XXX
1F	HENRY, Malik	3/2	XXX	...	START	START	...
51	HILL, Robert	4/-	...	XXX	XXX	XXX	XXX
18	HUMPHREY, John	6/-	...	XXX	XXX	XXX	XXX	XXX	XXX	...
1E	IKAHIHIFO, H.	7/3	...	XXX	START	XXX	START	XXX	XXX	START
14	JACKSON, M.	8/2	XXX	XXX	XXX	XXX	XXX	XXX	START	START
63	JOHNSON, Amir	3/-	...	XXX	XXX	XXX
37	JOHNSON, D.	5/1	XXX	XXX	XXX	XXX	START
5	JOHNSON, Emany	7/6	START	START	START	START	START	START	XXX	...
0E	KINCAIDE, J.	4/2	XXX	XXX	START	START
79	LANDIS, Moses	1/-	XXX
0I	LAPPIN, C.	8/2	XXX	START	XXX	START	XXX	XXX	XXX	XXX
5D	LEDBETTER, J.	7/-	XXX	XXX	XXX	XXX	XXX	XXX	XXX	...
0B	LEE, Devonte	4/-	XXX	XXX	XXX	XXX
13	LEE, Jordan	8/-	XXX	XXX	XXX	XXX	XXX	XXX	XXX	XXX
57	LEWIS, Jaden	4/-	XXX	XXX	XXX	...	XXX
58	MADOLE, Ryan	1/-	XXX
53	MAHANNAH, Zak	3/-	XXX	XXX	XXX
0F	McCLURE, Hamish	2/-	...	XXX	...	XXX

2019 Nevada Football
Nevada Games Played (as of Oct 26, 2019)
All games

##	PLAYER	GP-GS	PURDU	ORE	WSU	UTEP	UH	SJSU	USU	WYO
92	MEDER, Kaleb	6/1	...	XXX	...	XXX	XXX	XXX	XXX	START
32	MIRANDA, G.	8/-	XXX	XXX	XXX	XXX	XXX	XXX	XXX	XXX
2C	MOORE, Kelton	7/1	START	XXX	XXX	XXX	XXX	XXX	XXX	...
4	MUHAMMAD, EJ	7/7	START	START	START	START	...	START	START	START
2E	NEAL, Roger	7/-	...	XXX	XXX	XXX	XXX	XXX	XXX	XXX
71	NELSON, Jake	5/5	START	START	START	START	START
95	NICHOLS, T.	6/-	XXX	XXX	XXX	XXX	XXX	XXX
0H	O'LEARY-ORANGE	3/-	XXX	XXX	XXX
55	ORSINI, Tyler	8/3	XXX	XXX	XXX	XXX	XXX	START	START	START
85	ORTEGA, Austin	3/-	XXX	XXX	XXX
99	PETERSON, Dom	7/7	START	START	START	START	START	START	START	...
45	PRICE, Trevor	4/-	...	XXX	XXX	XXX	XXX
69	PRICE, Trey	5/-	XXX	XXX	XXX	XXX	XXX
1J	PUTMAN, Ben	8/-	XXX	XXX	XXX	XXX	XXX	XXX	XXX	XXX
3A	ROBERSON, R.	8/4	START	START	XXX	XXX	XXX	START	START	XXX
1	ROBINS, Berdale	8/3	XXX	XXX	XXX	XXX	START	XXX	START	START
96	SEKONA, Hausia	8/6	START	START	START	START	START	START	XXX	XXX
7	SEWELL, Gabe	8/8	START	START	START	START	START	START	START	START
1C	SOLANO, C.	6/1	XXX	START	XXX	XXX	XXX	XXX
0A	STOVALL, M.	4/1	XXX	XXX	START	XXX
1B	STRONG, Carson	5/5	START	START	START	...	START	START
31	SWINT, C.	3/-	XXX	XXX	XXX
43	TALTON, Brandon	8/-	XXX	XXX	XXX	XXX	XXX	XXX	XXX	XXX
35	TAUA, Toa	8/5	XXX	START	XXX	XXX	START	START	START	START
49	THOMAS, Karson	2/-	XXX	XXX
47	TOOMER, K.	6/6	START	START	START	START	START	START
10	TOURAY, Lamin	7/-	...	XXX	XXX	XXX	XXX	XXX	XXX	XXX
11	TURNER, Cole	8/-	XXX	XXX	XXX	XXX	XXX	XXX	XXX	XXX
24	WEBER, Lucas	5/5	START	START	START	START	...	START
5F	WELCH, Zac	1/-	XXX
6	WILLIAMS, Tyson	8/8	START	START	START	START	START	START	START	START
40	WILMER, Maurice	1/-	XXX