

2019 NEW MEXICO BASEBALL

GAME NOTES

DANIEL GALLEGOS | ASSISTANT DIRECTOR OF ATHLETIC COMMUNICATIONS | DMGALLEGOS@UNM.EDU | CELL: 501-442-2930

MW CHAMPION '00, '11, '12, '13, '14, '17 | MW TOURNAMENT CHAMPION '11, '12, '16

2019 | SCHEDULE AND RESULTS

Overall Record: 8-4
MW Record:..... 2-1
Home Record:..... 5-2
Road Record: 1-0
Neutral Record: 2-2
Streak: L1

Date	Opponent	Location	Time/Result
2/15	! No. 8 Oregon State	Surprise, Ariz.	L, 5-6
2/16	! No. 24 Minnesota	Surprise, Ariz.	W, 11-1
2/17	! Gonzaga	Surprise, Ariz.	W, 6-4
2/18	! No. 7 Oregon State	Surprise, Ariz.	L, 0-5
2/23	Niagara	Santa Ana Star Field	L, 3-5
2/23	Niagara	Santa Ana Star Field	W, 5-3
2/24	Niagara	Santa Ana Star Field	W, 13-3 (7)
2/24	Niagara	Santa Ana Star Field	W, 7-4
2/27	Arizona	Tucson, Ariz.	W, 5-4
3/1	*San Jose State	Santa Ana Star Field	W, 14-2
3/2	*San Jose State	Santa Ana Star Field	W, 7-6
3/3	*San Jose State	Santa Ana Star Field	L, 18-22
3/8	Cal State Fullerton	Santa Ana Star Field	6 p.m.
3/9	Cal State Fullerton	Santa Ana Star Field	2 p.m.
3/10	Cal State Fullerton	Santa Ana Star Field	Noon
3/15	*Nevada	Reno, Nev.	3 p.m.
3/16	*Nevada	Reno, Nev.	3 p.m.
3/17	*Nevada	Reno, Nev.	1 p.m.
3/19	Oklahoma	Santa Ana Star Field	6 p.m.
3/20	Oklahoma	Santa Ana Star Field	1 p.m.
3/22	*San Diego State	Santa Ana Star Field	6 p.m.
3/23	*San Diego State	Santa Ana Star Field	2 p.m.
3/24	*San Diego State	Santa Ana Star Field	Noon
3/26	New Mexico State	Las Cruces, N.M.	TBA
3/29	*UNLV	Las Vegas, Nev.	7 p.m.
3/30	*UNLV	Las Vegas, Nev.	7 p.m.
3/31	*UNLV	Las Vegas, Nev.	2 p.m.
4/2	Texas Tech	Santa Ana Star Field	6 p.m.
4/3	Texas Tech	Santa Ana Star Field	1 p.m.
4/5	*San Jose State	San Jose, Calif.	7 p.m.
4/6	*San Jose State	San Jose, Calif.	3 p.m.
4/7	*San Jose State	San Jose, Calif.	1 p.m.
4/8	California	Berkley, Calif.	7 p.m.
4/12	*Nevada	Santa Ana Star Field	6 p.m.
4/13	*Nevada	Santa Ana Star Field	2 p.m.
4/14	*Nevada	Santa Ana Star Field	Noon
4/16	New Mexico State	Santa Ana Star Field	6 p.m.
4/18	UC Riverside	Santa Ana Star Field	6 p.m.
4/19	UC Riverside	Santa Ana Star Field	6 p.m.
4/20	UC Riverside	Santa Ana Star Field	Noon
4/23	Texas Tech	Lubbock, Texas	5:30 p.m.
4/24	Texas Tech	Lubbock, Texas	1 p.m.
4/26	*Fresno State	Fresno, Calif.	7 p.m.
4/27	*Fresno State	Fresno, Calif.	7 p.m.
4/28	*Fresno State	Fresno, Calif.	2 p.m.
4/30	Grand Canyon	Santa Ana Star Field	6 p.m.
5/1	Grand Canyon	Santa Ana Star Field	1 p.m.
5/3	*Air Force	Santa Ana Star Field	6 p.m.
5/4	*Air Force	Santa Ana Star Field	2 p.m.
5/5	*Air Force	Santa Ana Star Field	Noon
5/10	*UNLV	Santa Ana Star Field	6 p.m.
5/11	*UNLV	Santa Ana Star Field	2 p.m.
5/12	*UNLV	Santa Ana Star Field	Noon
5/16	*San Diego State	San Diego, Calif.	7 p.m.
5/17	*San Diego State	San Diego, Calif.	7 p.m.
5/18	*San Diego State	San Diego, Calif.	2 p.m.

Mountain West Tournament			
5/23-26	MW Tournament	Reno, Nev.	TBD
NCAA Regionals			
5/31-6/1	Regionals	TBD	TBD
NCAA Super Regionals			
6/7-10	Super Regionals	TBD	TBD
NCAA College World Series			
6/15-26	College World Series	Omaha, Neb.	TBD

* - Mountain West game ! - College Baseball Classic
Bold - home game at Santa Ana Star Field

Game dates & times are Mountain time and subject to change

THE SLATE



NEW MEXICO
LOBOS

Record (MW)
8-4 (2-1 MW)

Head Coach.....Ray Birmingham
 Alma Mater, Yr.....New Mexico St., 1978
 Record at UNM...369-288-3 (12th year)
 Career Record..1,187-616-5 (32nd year)



Cal St. Fullerton
Titans

Record (Big West)
5-5 (0-0 Big West)

Head Coach.....Rick Vanderhook
 Alma Mater, Yr.....Trinity (TX), 2003
 Record at CSF276-157 (8th year)
 Career Record.....Same

LEADING OFF

After opening up Mountain West play last weekend, the University of New Mexico baseball team takes a brief break from the league slate as they welcome in perennial power Cal State Fullerton for a three-game weekend series. This will be the first trip the Titans have made to Albuquerque with the first 15 meetings between the two teams being played in Fullerton.

Entering play this weekend, the Lobos are 8-4 overall and 5-2 at home at Santa Ana Star Field. The Titans will enter play at 5-5 overall and will be playing their first true road games of the year.

The Lobos will send two of their usual weekend starters to the mound with Justin Slaten getting the ball on Friday night and Nathaniel

Garley having the start in game two. The change will come on Sunday as the Lobos are expected to have Drew Gillespie on the mound. Gillespie has made two starts and has three appearances overall this season, but this will be his first start in a three-game weekend series.

The Titans have only announced their Friday and Sunday starters. Tanner Bibee will get the nod against Slaten on Friday night and Michael Knorr is slated to pitch on Sunday.

PROBABLE PITCHING MATCHUPS

Cal State Fullerton (3/8/19)			
RHP Justin Slaten (Jr.) (1-0, 1.00 ERA, 18.0 IP, 24 K)	vs.	RHP Tanner Bibee (So.) (2-1, 1.74 ERA, 20.2 IP, 21 K)	
Cal State Fullerton (3/8/19)			
RHP Nathaniel Garley (Jr.) (2-0, 2.25 ERA, 20.0 IP, 15 K)	vs.	TBD	
Cal State Fullerton (3/8/19)			
RHP Drew Gillespie (Jr.) (0-1, 9.26 ERA, 11.2 IP, 5 K)	vs.	RHP Michael Knorr (Fr.) (0-0, 5.93 ERA, 13.2 IP, 10 K)	



UNIVERSITY OF NEW MEXICO

2019 BASEBALL



UNIVERSITY OF NEW MEXICO

Location Albuquerque, N.M.
Founded 1889 by Territorial Legislature
Enrollment 25,015
Nickname Lobos
Colors Cherry (PMS 200) & Silver (PMS Cool Gray 6)
Conference Mountain West Conference
National Affiliation NCAA Division I
President Dr. Garnett Stokes
Director of Athletics Eddie Nuñez
Faculty Representative Amy Neel

FACILITY INFORMATION

Home Field Santa Ana Star Field
Capacity 1,000
Dimensions 338 (LF); 420 (CF); 338 (RF)
 408 (LC); 408 (RC)

PROGRAM HISTORY

First Season 1899
Overall Record 1,837-1,651-16 (.526)
Overall Mountain West Record 308-216-1 (.587)
Years in NCAA Postseason .. 6 (1962, 2010, '11, '12, '13, '16)
Conference Titles 7 (1962, 2000, '11, '12, '13, '14, '17)
Conference Tournament Titles 3 (2011, '12, '16)

TEAM INFORMATION

2018 Overall Record 20-33-1
2018 Mountain West Record (Finish) 11-19-0 (7th)
2018 Home Record 11-14-1
2018 Away Record 6-16-0
2018 Neutral Record 3-3-0
2019 Starters Returning / Lost 7 / 3
2019 Pitchers Returning / Lost 7 / 5
2019 Letterwinners Returning / Lost 18 / 13
2019 Newcomers 22

COACHING STAFF

Head Coach **Ray Birmingham**
 Phone (505) 925-5720
 Email RayBirm@unm.edu
 Years at UNM 12th season
 Record at UNM 369-288-3 (11 yrs.)
 Four-year Institution Record 402-361-3 (12 yrs.)
 Overall Record 1,187-616-5 (31 yrs.)
Pitching Coach **Brandon Higelin**
 Phone (505) 925-5720
 Email bhigelin@unm.edu
 Years at UNM 1st season
Asst. Coach/Recruiting Coordinator **Jon Coyne**
 Phone (505) 925-5720
 Email coynej@unm.edu
 Years at UNM 1st season
Volunteer Assistant Coach **Nate Causey**
 Years at UNM 1st season
Graduate Manager **Dante Mileta**
Athletic Trainer **Robert Rimorin**

MULTIMEDIA INFORMATION

Athletics Website www.GoLobos.com
Main University Web Site www.unm.edu
Conference Web Site www.TheMW.com
Facebook www.facebook.com/NewMexicoLobos
Twitter @UNMLobos
Baseball Twitter & Instagram @UNMLoboBaseball
Baseball Facebook /UNMLobosBaseball

MEDIA RELATIONS

Baseball Contact Daniel Gallegos
Cell Phone (Preferred) 501-442-2930
Email dmgallegos@unm.edu
Address:

Department of Athletics
 Colleen J. Maloof Administration Building
 MSC04 2680
 1 University of New Mexico
 Albuquerque, NM 87131-0001






» Six Mountain West Regular Season Championships «
 » 2000, 2011, 2012, 2013, 2014, 2017 «
 » Three Mountain West Tournament Championships «
 » 2011, 2012, 2016 «
 » Six NCAA Regional Appearances «
 » 1962, 2010, 2011, 2012, 2013, 2016 «



UNIVERSITY OF NEW MEXICO 2019 BASEBALL



THE WEEK AHEAD

MONDAY	TUESDAY	WEDNESDAY	THURSDAY	FRIDAY	SATURDAY	SUNDAY
4	5	6	7	8	9	10
						
				vs. Cal St. Fullerton 6 p.m. Santa Ana Star Field Albuquerque, N.M.	vs. Cal St. Fullerton 2 p.m. Santa Ana Star Field Albuquerque, N.M.	vs. Cal St. Fullerton Noon Santa Ana Star Field Albuquerque, N.M.

MW STANDINGS

2019 Standings (as of 3-7-19)

Team	MW	Pct.	Overall	Pct.	Streak
Air Force	1-0	1.000	6-3	.667	W4
NEW MEXICO	2-1	.667	8-4	.667	L1
UNLV	2-1	.667	7-6	.538	W1
Fresno State	1-2	.333	6-3	.667	W1
San José State	1-2	.333	7-5	.583	L1
Nevada	0-0	.000	7-4	.636	L2
San Diego State	0-1	.000	5-6	.455	L4

The Conference Slate

Tuesday, March 5

San Francisco at San Jose State | 5:30 p.m. (PT)
Texas Tech at San Diego State | 6 p.m. (PT)
CSU Bakersfield at UNLV | 6 p.m. (PT)

Wednesday, March 6

Texas Tech at San Diego State | 2 p.m. (PT)
Nevada at Grand Canyon | 6 p.m. (MT)

Friday, March 8

Fresno State at Tennessee | 6:30 p.m. (ET)
CAL STATE FULLERTON AT NEW MEXICO | 6 P.M. (MT)
Air Force at San Jose State | 6 p.m. (PT)
Nevada at San Diego State | 6 p.m. (PT)
Bradley at UNLV | 6 p.m. (PT)

Saturday, March 9

CAL STATE FULLERTON AT NEW MEXICO | 2 P.M. (MT)
Air Force at San Jose State | 2 p.m. (PT)
Bradley at UNLV | 2 p.m. (PT)
Fresno State at Tennessee | 6 p.m. (ET)
Nevada at San Diego State | 6 p.m. (PT)

Sunday, March 10

Fresno State at Tennessee | Noon (ET)
CAL STATE FULLERTON AT NEW MEXICO | NOON (MT)
Air Force at San Jose State | Noon (PT)
Nevada at San Diego State | 1 p.m. (PT)
Bradley at UNLV | 1 p.m. (PT)



HOW NM STACKS UP IN THE MW

Team Rankings (as of 3-7-19)

Category	Stat	Rank
Batting Average	.305	2nd
Slugging Percentage	.440	1st
On-Base Percentage	.374	3rd
Runs Scored	94	1st
Hits	124	3rd
Runs Batted In	81	1st
Doubles	27	2nd
Triples	5	T-1st
Home Runs	6	4th
Total Bases	179	T-2nd
Earned Run Average	4.85	5th
Opponent Batting Average	.272	4th
Innings Pitched	104.0	3rd
Batters Struck Out	84	5th
Saves	4	T-2nd
Hits Allowed	110	5th
Runs Allowed	65	5th
Earned Runs Allowed	56	4th
Fielding Percentage	.961	6th
Errors	17	T-2nd
Fielding Double Plays	11	2nd

Individual Rankings (as of 3-7-19)

Category	Player	Stat	Rank
Batting Avg.	Connor Mang	.386	6th
Slugging %	Jared Mang	.630	2nd
On-Base %	Jared Mang	.492	T-6th
Runs Scored	Jared Mang	16	2nd
Hits	C. Mang/J. Mang/Schill	17	T-5th
Runs Batted In	Jared Mang	17	1st
Doubles	Jared Mang	7	1st
Triples	Hayden Schilling	2	T-1st
Home Runs	Jeff Deimling	2	T-2nd
Total Bases	Jared Mang	29	2nd
Earned Run Avg.	Justin Slaten	1.00	T-3rd
Opp. Batting Avg.	Justin Slaten	.150	2nd
Innings Pitched	Nathaniel Garley	20.0	1st
Batters Struck Out	Justin Slaten	24	1st
Wins	Nathaniel Garley	2	T-2nd
Saves	Malachi Emond	3	T-2nd

2019 MW PLAYERS OF THE WEEK

Week 1 2/18/19 HITTER: JARED MANG (UNM) PITCHER: NATHANIEL GARLEY (UNM)	Week 6 Hitter: Pitcher:	Week 11 Hitter: Pitcher:
Week 2 2/25/19 Hitter: Nic Ready (AF) Pitcher: Ryan Anderson (NEV)	Week 7 Hitter: Pitcher:	Week 12 Hitter: Pitcher:
Week 3 3/4/19 HITTER: HAYDEN SCHILLING (UNM) Pitcher: Ryan Hare (UNLV)	Week 8 Hitter: Pitcher:	Week 13 Hitter: Pitcher:
Week 4 Hitter: Pitcher:	Week 9 Hitter: Pitcher:	Week 14 Hitter: Pitcher:
Week 5 Hitter: Pitcher:	Week 10 Hitter: Pitcher:	Week 15 Hitter: Pitcher:



UNIVERSITY OF NEW MEXICO

2019 BASEBALL



INSIDE THE TEAM MATCHUPS

General

New Mexico	Cal St. Fullerton
8-4	Record 5-5

Hitting

.305	Batting Avg.	.269
94	Runs	48
27	2Bs	13
5	3Bs	2
6	HRs	4
81	RBI's	46
.440	SLG%	.356
.399	On-Base%	.357
6	Sacrifice Flies	5
7	Sacrifice Hits	6
16-20	SB-SBA	5-9

Defense

312	Putouts	267
109	Assists	101
17	Errors	7
.961	FLD%	.981

Pitching

4.85	ERA	4.85
0	Complete Games	0
0 / 0	Shutouts/Combined SO	0 / 0
4	Saves	2
104.0	Innings Pitched	89.0
110	Hits Allowed	90
65	Runs Allowed	56
56	Earned Runs Allowed	48
57	Walks	44
84	Strikeouts	86
15	2Bs Allowed	18
2	3Bs Allowed	3
4	HRs Allowed	7
.272	Batting Avg. Against	.268

LOBOS RECORD WHEN...

	Overall	In MW
Overall	8-4	2-1
At home	5-2	2-1
On the road	1-0	
At neutral sites	2-2	
vs. ranked opponents	1-2	
Day games	5-4	1-1
Night games	3-0	1-0
vs. Left starter	2-1	1-1
vs. Right starter	6-3	1-0
1-Run games	2-1	1-0
2-Run games	2-1	0-0
5+Run games	3-1	1-0
Extra Innings	0-0	0-0
Shutouts	0-1	0-0
On Sunday	3-1	0-1
On Monday	0-1	
On Tuesday	0-0	
On Wednesday	1-0	
On Thursday	0-0	
On Friday	1-1	1-0
On Saturday	3-1	1-0
In February	6-3	--
In March	2-1	2-1
In April	0-0	
In May	0-0	
In June	0-0	

Scoring

Scoring 0-2 Runs	0-1	0-0
Scoring 3-5 Runs	2-2	0-0
Scoring 6-9 Runs	3-0	1-0
Scoring 10+ Runs	3-1	1-1
Opponent Scores 0-2 Runs	2-0	1-0
Opponent Scores 3-5 Runs	5-2	0-0
Opponent Scores 6-9 Runs	1-1	1-0
Opponent Scores 10+ Runs	0-1	0-1
Scored In First Inning	4-2	0-1
Opponent Scored in First Inning	3-1	1-0
Scored First	5-3	1-1
Opponent Scored First	3-1	1-0

Leading | Trailing

Leading After 6	7-2	2-0
Trailing After 6	1-2	0-1
Tied After 6	0-0	0-0
Leading After 7	5-2	1-0
Trailing After 7	1-2	0-1
Tied After 7	1-0	1-0
Leading After 8	5-1	1-0
Trailing After 8	2-3	1-1
Tied After 8	0-0	0-0

Home Runs

Hit 0 Home Runs	6-2	2-0
Hit 1 Home Run	2-1	0-0
Hit 2+ Home Runs	0-1	0-1
Opponent Hit 0 Home Runs	8-2	2-0
Opponent Hit 1 Home Run	0-1	0-0
Opponent Hit 2+ Home Runs	0-1	0-1

Errors

Made 0 Errors	3-0	0-0
Made 1 Error	2-1	0-1
Made 2+ Errors	3-3	2-0
Opponent Made 0 Errors	2-2	0-0
Opponent Made 1 Error	1-1	1-0
Opponent Made 2+ Errors	5-1	1-1

Hit | Out-Hit

Out-Hit Opponent	6-2	1-0
Out-Hit by Opponent	2-2	1-1
Hits are Tied	0-0	0-0



UNIVERSITY OF NEW MEXICO

2019 BASEBALL



NATIONAL RANKINGS

Baseball America

as of 3-4-19

#	School	Record	LW
1	Vanderbilt	9-2	1
2	UCLA	9-2	3
3	North Carolina	11-1	4
4	Stanford	9-2	7
5	Florida	9-4	5
6	Florida State	10-0	6
7	Oregon State	10-1	10
8	Mississippi State	10-1	9
9	Texas	10-3	19
10	Louisiana State	8-3	2
11	Texas Tech	6-3	8
12	Mississippi	8-2	13
13	Louisville	8-3	12
14	East Carolina	8-4	11
15	Georgia	9-2	15
16	Arkansas	9-1	17
17	Auburn	9-2	18
18	Michigan	8-1	20
19	Coastal Carolina	10-2	21
20	South Carolina	9-2	NR
21	Clemson	8-3	14
22	Duke	9-2	22
23	N.C. State	11-0	NR
24	UC Irvine	7-3	25
25	Baylor	9-2	16

D1Baseball

as of 3-4-19

#	School	Record	LW
1	Vanderbilt	9-2	1
2	UCLA	9-2	4
3	North Carolina	11-1	5
4	Oregon State	10-1	6
5	Florida	9-4	7
6	Stanford	9-2	11
7	Mississippi State	10-1	12
8	Louisville	8-3	8
9	Georgia	9-2	9
10	Ole Miss	8-2	10
11	Florida State	10-0	13
12	Texas	10-3	22
13	LSU	8-3	2
14	Texas Tech	6-3	3
15	Arkansas	9-1	16
16	Michigan	8-1	17
17	Coastal Carolina	10-2	20
18	East Carolina	8-4	14
19	Auburn	9-2	21
20	Texas A&M	11-2	NR
21	Baylor	9-2	15
22	NC State	11-0	NR
23	TCU	6-4	18
24	South Carolina	9-2	NR
25	Tennessee	12-0	NR

Perfect Game

as of 3-4-19

#	School	Record	LW
1	Oregon State	10-1	2
2	Vanderbilt	9-2	3
3	UCLA	9-2	4
4	North Carolina	11-1	6
5	Stanford	9-2	7
6	Mississippi State	10-1	17
7	Texas	10-3	NR
8	Florida	9-4	8
9	Mississippi	8-2	10
10	Louisville	8-3	11
11	Texas Tech	6-3	5
12	Arkansas	9-1	13
13	Florida State	10-0	14
14	Louisiana State	8-3	1
15	Auburn	9-2	15
16	East Carolina	8-4	9
17	NC State	11-0	18
18	Texas A&M	11-2	NR
19	Michigan	8-1	19
20	Texas Christian	6-4	16
21	Coastal Carolina	10-2	25
22	Georgia	9-2	22
23	UC Irvine	7-3	23
24	Baylor	9-2	12
25	Connecticut	5-5	21

USA Today/ESPN

as of 3-4-19

#	School	Record	LW
1	Vanderbilt	9-2	
2	Oregon State	10-1	
3	North Carolina	11-1	
4	UCLA	9-2	
5	Stanford	9-2	
6	Florida	9-4	
7	Florida State	10-0	
8	Mississippi State	10-1	
9	Louisiana State	8-3	
10	Arkansas	9-1	
11	Texas	10-3	
12	Texas Tech	6-3	
13	Mississippi	8-2	
14	Louisville	8-3	
15	Georgia	9-2	
16	Coastal Carolina	10-2	
17	North Carolina State	11-0	
18	Auburn	9-2	
19	Michigan	8-1	
20	Baylor	9-2	
21	Tennessee	12-0	
22	Texas A&M	11-2	
23	Arizona State	11-0	
24	South Carolina	9-2	
25	East Carolina	8-4	

Collegiate Baseball

as of 3-4-19

#	School	Record	LW
1.	Florida St.	10-0	7
2.	Vanderbilt	9-2	2
3.	Oregon St.	10-1	5
4.	North Carolina	11-1	6
5.	N.C. State	11-0	10
6.	UCLA	9-2	3
7.	Texas	10-3	18
8.	Mississippi St.	10-1	16
9.	Louisiana St.	8-3	1
10.	Texas Tech	6-3	4
11.	Stanford	9-2	8
12.	Coastal Carolina	10-2	11
13.	Louisville	8-3	12
14.	Florida	9-4	13
15.	Georgia	9-2	9
16.	Arkansas	9-1	22
17.	Arizona St.	11-0	24
18.	Mississippi	8-2	17
19.	South Carolina	9-2	30
20.	Clemson	8-3	15
21.	Baylor	9-2	14
22.	Duke	9-2	21
23.	Texas A&M	11-2	23
24.	Tennessee	12-0	—
25.	Oklahoma	11-1	—
26.	Michigan	8-1	25
27.	Auburn	9-2	29
28.	Miami	9-2	—
29.	Washington	7-2	—
30.	Illinois	7-2	26

NCBWA

as of 3-4-19

#	School	Record	LW
1	Vanderbilt	9-2	2
2	Oregon State	10-1	3
3	UCLA	9-2	4
4	North Carolina	11-1	5
5	Stanford	9-2	10
6	Florida	9-4	9
7	Mississippi State	10-1	11
8	Florida State	10-0	8
9	LSU	8-3	1
10	Georgia	9-2	7
11	Texas Tech	6-3	6
12	Texas	10-3	20
13	Louisville	8-3	14
14	Arkansas	9-1	13
15	Ole Miss	8-2	17
16	Michigan	8-1	18
17	Coastal Carolina	10-2	19
18	Auburn	9-2	22
19	East Carolina	8-4	15
20	NC State	11-0	29
21	Baylor	9-2	12
22	Tennessee	12-0	27
23	Arizona State	11-0	26
24	Clemson	8-3	16
25	Duke	9-2	25
26	Texas A&M	11-2	NR
27	South Carolina	9-2	NR
28	TCU	6-4	23
29	UC Irvine	7-3	30
30	Miami (Fl.)	9-2	NR



UNIVERSITY OF NEW MEXICO 2019 BASEBALL



LAST TIME IT HAPPENED

HITTING (Individual)

Grand slam:Carl Stajduhar vs. San Diego St., 5/26/17
Hit for the cycle: Danny Collier vs. Air Force., 3/24/18
Five hits: Jack Zoellner vs. Air Force 5/6/17
Six hits: Carl Stajduhar vs. Fresno St., 4/9/16
Eight at bats: Josh Mader vs. Air Force, 5/2/03
Four runs: Connor Mang vs. San Jose St., 3/3/19
Five runs: Carl Stajduhar at UNLV, 3/24/17
Six runs:Justin Howard vs. Coppin St., 4/18/10*
Five RBI:Jared Mang vs. Niagara, 2/24/19
Six RBI:Jeff Deimling vs. San Jose St., 3/3/19
Seven RBI:Carl Stajduhar vs. Texas Tech 4/26/17
Eight RBI: DJ Peterson at No. 21 UNLV, 3/17/13
10 RBI: Brian Cavazos-Galvez vs. Air Force, 4/12/08*#
Three doubles: Danny Collier vs. Air Force, 5/7/17
Four doubles:Reece Weber vs. San José St., 5/10/15
Four extra-base hits:Reece Weber vs. San José St., 5/10/15
Two triples: Chris Dunn vs. Central Michigan, 2/24/18
Back-to-back-to-back triples:Mike Brownstein, Dane Hamilton,
 Brian Cavazos-Galvez vs. TAMU-CC (Game 2), 2/21/09
Inside-the-Park home run:DJ Peterson vs. TCU, 5/20/11
Walk-off home run: Danny Collier vs. Air Force, 3/24/18
Two home runs:Jeff Deimling vs. San Jose St., 3/3/19
Three home runs: Carl Stajduhar vs. Air Force, 5/6/17
Four home runs: Brian Cavazos-Galvez vs. Air Force, 4/12/08*#
Two home runs in one inning:Josh Mader at Utah, 4/8/04
Two+ players with multi-homers:Brian Cavazos-Galvez (4),
 Kevin Atkinson (2) vs. Air Force, 4/12/08
Back-to-back homers: ... Chris Dunn, Derek Marshall at Fresno State, 3/9/18
Back-to-back-to-back homers: Daniel Stovall, Matt Hibbits,
 Ian Hollick vs. Hawaii-Hilo, 4/28/07
Multiple back-to-back homers in same game: (2), Joe Salas,
 Daniel Stovall, vs. Air Force, 5/16/04
Homered in three straight games: Carl Stajduhar vs. UNLV, 4/21-23/17
Three + sacrifice bunts in a game:3, Jared Holley, 4/20/13
Four strikeouts: Phillip Sikes at San Jose St., 4/29/18
Three HBP: Jared Holley vs. LaSalle, 3/5/13
Three stolen bases: Luke Campbell at UNLV, 3/16/13
Four Walks: Luis Gonzalez vs. Air Force, 5/5/17
Five Walks: DJ Peterson vs. UC Riverside, 3/9/13*

PITCHING (Individual)

No-hitter (7-inning game):Mike Connell vs. N.M. Highlands, 3/24/77
No-hitter (9-inning game):Jim Kremmel vs. Arizona, 4/17/70
One-hitter: Tyler Stevens vs. Air Force, 4/12/15
Complete game: Cody Dye vs. UNLV, 4/21/18
Complete-game shutout: Colton Thomson vs. Nevada, 5/26/16
10+ strikeouts:10, Justin Slaten vs. Niagara, 2/23/19
15+ strikeouts:15, Bob McAulay vs. UTEP, 5/13/66
No walks (complete game):3/25/16 at San Diego St.
 (Carson Schneider, 34 batters faced)

Scouting Cal State Fullerton

Cal State Fullerton enters the weekend series 5-5 overall and are coming off of a 6-4 loss in mid-week action vs. Arizona State. That game was scheduled to be the first to a two-game mid-week series with the Sun Devils, but the second day was canceled due to inclement weather.

Prior to the start of the season, the Titans were picked to repeat as Big West Conference champions. The Titans were also ranked nationally No. 24 by the USA Today Coaches Poll and by the NCBWA.

Offensively, the Titans are hitting .269 (89-for-331) as a team with 48 runs scored, 13 doubles, two triples and four home runs. The leading hitter so far is **Sahid Valenzuela** at .389 (14-for-36). He also is tied for the team lead in runs scored with Hank LaForte with 7. **Jacob Pavletich** is the team-leader in RBIs with 7 and home runs with two.

On the mound, Cal State Fullerton has a staff ERA of 4.85. In 89.0 innings pitched, the arms for the Titans have collectively struck out 86 batters. Friday night starer **Tanner Bibee** is the top arm for the Titans. He is 2-1 in three starts with a 1.74 ERA. In 20.2 innings pitched, Bibee has struck out 21 batters. **Michael Weisberg** is the team's closer and has both of the saves for the Titans.

LOBO NEWS & NOTES

FIRST MW SERIES WIN

The calendar had barely turned over to March and the UNM baseball team already played their first Mountain West series as they hosted San Jose State last weekend. The Lobos would take the series 2-1 after winning the first two and dropping the finale.

In the first game, the bats were alive as the Lobos jumped out to a 9-0 lead through three innings before ending with a 14-2 win. The second game ended in an improbable walk-off fashion as the Lobos were down to their last strike and scored twice on a throwing error to win. The series finale went the way of San Jose State to stave off the sweep.

MARATHON 9-INNING GAME

All of the following numbers are true and what you would expect for marathon extra inning game, except all of it occurred in one regulation nine-inning game. In the series finale between UNM and San Jose State there were 15 pitchers used, 434 pitches thrown, four balks in an inning, 40 combined run, 42 combined hits and a 9-inning game record 4 fours and 52 minutes.

TWO NICKELS = A DIME; TWO HRS = A DEIMLING

In the wild series finale against San Jose State, senior **JEFF DEIMLING** left the yard twice. His first was a two-run homer to center in the second inning and his second was a three-run bomb to left in the seventh. The multi-home run game was the first by a Lobo since **JACK ZOELLNER** hit two against Air Force in 2017.

SCHILLING HITS HIS WAY TO MW PLAYER OF THE WEEK

HAYDEN SCHILLING is the second Lobo to earn Mountain West Player of the Week honors joining **JARED MANG**, who earned the year's first award. In receiving the honor, Schilling had two hits in each game of the four-game week for the Lobos, going 8-for-17 (.471). He also scored five runs, had two doubles, a triple and six runs batted in, including a career-high five on Friday in a 14-2 win.

IT'S NOT OVER UNTIL IT'S OVER

In their game against Arizona, the UNM Lobo baseball team entered the top of the ninth inning trailing by two and were down to their final strike on several occasions. Despite that, the Lobos caught a couple of breaks



UNIVERSITY OF NEW MEXICO 2019 BASEBALL



and engineered a come-from-behind victory against the Wildcats on the road. It was the first win for the Lobos against the Wildcats since 2006 and snapped what was a 14-game losing streak to Arizona.

The late-inning heroics were handled by **JARED MANG**. Batting with the bases loaded, two outs and the Lobos trailing by a run 4-3, Mang hit a fly ball into deep foul territory down the left field line. On the play, the Wildcats' left fielder ranged over to the fence line, reached over and had the ball in his glove, but was unable to secure the catch, giving Mang new life at the plate. On the next pitch, Mang smacked a two-RBI single into centerfield to give the Lobos a 5-4 lead. **MALACHI EMOND** came on in the bottom half and nailed down the victory.

HOME-OPENER WEATHER OR NOT

Winter weather made an unwelcome appearance causing the schedule of the Lobos' home-opening series vs. Niagara to shift several times. Eventually, the scheduled format of a four-game series over three days was condensed down to a four-game slate over two days as the teams played doubleheaders both on Saturday and Sunday afternoons.

After dropping the first game 5-3, the Lobos bounced back to win the next three games and take the series over the Purple Eagles. In those four games, the Lobos scored 28 runs and hit .278 as a team. Pitching was rather dominant on the weekend as the Lobo arms had a 3.18 ERA and 33 strikeouts in 34.0 innings pitched.

OPENING WEEKEND IN SURPRISE

For the second-straight season, the UNM Baseball team opened their season out in Surprise, Ariz. with four games as part of the annual College Baseball Classic. This year's classic featured three quality opponents for the Lobos with Oregon State and Minnesota being preseason nationally-ranked and Gonzaga tabbed as the preseason favorite in their league. All three teams were coming off of NCAA Regional Tournament appearances a year ago with Oregon State claiming the National Championship.

In the opening weekend, the Lobos went 2-2 with wins over No. 24 Minnesota and Gonzaga. The two losses came against No. 7/8 Oregon State as the Lobos and Beavers bookended the weekend. The Lobos had a lead against the Beavers until the bottom of ninth when Oregon State rallied for three runs to walk-off with a win. The second meeting saw the Beavers shutout the Lobos.

RIGHT MANGS FOR THE JOB

Both **JARED** and **CONNOR MANG** are off to great starts offensively for the Lobos as the brothers from Los Alamos are both hitting at least .370 through the first three weekends of the season. In his senior season, Jared is pacing the team in slugging percentage (.614), on-base percentage (.492), runs scored (16), doubles (7) and RBIs (17). Connor leads in batting average (.386) is right there in slugging (.614), doubles (5) and RBIs (11).

STARTING OFF RIGHT

Starting pitching for the Lobos has been a welcomed surprise through the first three weekends of the 2019 season. A year ago, the Lobos ended the season with a 6.92 ERA and a 10-27 record for their starting pitchers. This year, the starting rotation is 5-2 with a 3.27 ERA.

Standing out among those starters early on are **JUSTIN SLATEN** and **NATHANIEL GARLEY**. Slaten is 1-0 with a 1.00 ERA and 24 strikeouts in 1.0 innings pitched. His start against Niagara saw the junior right-hander strikeout a career-best 10 batters. Garley is off to a 2-0 start and has a 2.25 ERA. He has also registered 15 strikeouts in 20.0 innings pitched.

LAST TIME IT HAPPENED

HITTING (Team)

Five + home runs (team):	6, vs. Air Force, 5/6/17
20+ hits:	22, vs. Fresno St. (W, 24-4), 3/31/17
25+ hits:	25, vs. Grand Canyon, (W, 22-3), 3/22/17
30+ hits:	31, vs. Binghamton (Game 1), 3/7/09
Allowed 20 + hits:	22, vs. Texas Tech, 4/17/18
20+ runs:	20, vs. Central Michigan (W, 20-9), 2/22/18
Allowed 20 + runs:	21, at Air Force (L, 8-21), 5/13/18
30+ runs:	30, vs. Binghamton (Game 1), 3/7/09
20+ RBI:	21, vs. Fresno St., 3/31/17
40+ total bases:	42, at UNLV, 3/24/17
50+ total bases:	51, vs. Binghamton (Game 1), 3/7/09
60+ total bases:	61, vs. Air Force, 4/12/08
No strikeouts:	5/4/14 vs. San Diego St. (35 at-bats)
No walks:	3/19/17 at Cal St. Fullerton (29 at-bats)
10+ strikeouts:	11 vs. San Jose State, 3/3/19
10+ walks:	12, vs. San Jose St., 3/1/19
15+ walks:	15, Fresno St., 3/31/17
5+ HBP:	5, vs. Columbia, 3/16/18
Was no-hit (7-inning game):	at Utah, 4/21/90
Was no-hit (9-inning game):	at Wichita St., 3/20/90

PITCHING (Team)

10+ strikeouts:	12 vs. Niagara, 2/23/19
	12 vs. Niagara, 2/23/19
15+ strikeouts:	17 vs. Air Force, 3/24/18 (10 innings)
No strikeouts:	3/5/17 at Air Force
	(J. Tripp 30 BF; D. Gillespie 5 BF, A. Isenhardt 1 BF, C. Tripp 8 BF)
No walks:	2/23/18 vs. Central Michigan
10 + walks:	10 vs. New Mexico St., 5/15/12



UNIVERSITY OF NEW MEXICO

2019 BASEBALL



LAST TIME IT HAPPENED

SCORING AND MISCELLANEOUS

Stole home:Hayden Schilling vs. UNLV, 4/23/17
Stole seven+ bases:7, 4/17/13 vs. New Mexico St. (W, 13-6)
Tied:2/25/18 vs. Central Michigan (T, 6-6)
Shut out:2/18/19 vs. Oregon State (L, 0-5)
Shut out opponent:2/23/18 vs. Central Michigan (W, 6-0)
Shut out at home:4/15/17 vs. Missouri St. (L, 0-8)
Shut out on the road:3/16/18 at Houston (L, 0-1)
Shut out opponent at home:2/23/18 vs. Central Michigan (W, 6-0)
Shut out opponent on road:3/28/16 at Sacramento St. (1-0)
Recorded back-to-back shutouts:5/6-5/7, 2011
.....vs. Air Force (5-0, 10-0)
Recorded three straight shutouts:2/24-3/3, 1973
.....vs. New Mexico St. (1-0) and New Mexico Highlands (7-0, 4-0)
Shut out in back-to-back games:3/14-15/2017 at Oklahoma St.
Most runs in three-game series:73, vs. Air Force (4/13-14, 2006)
Consecutive one-run games:3, vs. NMSU/at Air Force (5/8-12/18)
Four straight one-run games:April 3-9, 2016
Five straight one-run games:March 18-24, 2015*

EXTRA INNINGS

Won an extra-inning game:3/24/18 vs. Air Force (12-11, 10 inn.)
Lost an extra-inning game:4/27/18 at San Jose St. (5-6, 10 inn.)
Extra inning games in a row:2, 3/13-3/15, 2013
.....at No. 14 Arizona St. and at No. 21 UNLV
3 straight extra-inning games:at Utah, 4/9-11, 2009
Played a 10-inning game:at San Jose St., 5/27/18 (L, 10-11)
Played an 11-inning game:vs. Fresno St., 4/7/18 (L, 6-7)
Played a 12-inning game:vs. Fresno St., 4/9/16 (W, 14-13)
Played a 13-inning game:vs. Columbia, 6/1/13 (L, 6-5, NCAA Tourn.)
Played a 14-inning game:vs. Eastern N.M., 2/5-6, 1996 (W, 8-7)
Played a 15-inning game:at New Mexico St., 2/9/02 (L, 4-3)

IN AN INNING

10+ runs in an inning:10 vs. Grand Canyon, 3/22/17
15+ runs in an inning:15 vs. Savannah St., 3/11/05
4+ homers in an inning:4 at Air Force, 5/19/05
5+ doubles in an inning:5, at Nevada, 4/21/13
4+ triples in an inning:4, vs. TAMU-CC (Game 2), 2/21/09^
10+ hits in an inning:11, vs. Grand Canyon, 3/22/17
10+ consecutive hits:11, vs. Savannah St., 3/11/05*
10+ consecutive batters reach base:12 vs. Fresno St., 4/13/13
15+ consecutive batters reach base:16 vs. Savannah St., 3/11/05
Player w/hits from both sides of plate:Sam Haggerty
.....vs. Fresno St. 4/12/13

SWEEEPING MW PLAYER AND PITCHER OF THE WEEK

Opening weekend saw a lot of positives both collectively as a team and individually for several Lobos. As a result UNM swept the first edition of the Mountain West Player and Pitcher of the Week awards with **JARED MANG** garnering the player award and **NATHANIEL GARLEY** the pitcher award.

Through the first three games of his senior season Mang would hit .545 (6-for-11) with five runs scored, seven RBIs, two doubles and a home run. Mang also slugged at 1.000 and had an on-base percentage of .600 thanks to three walks, two of which were intentional.

In the first three games, Mang registered at least one hit and RBI. In the Lobos' 11-1 win over No. 24 Minnesota, Mang went 4-for-5 with a pair of doubles, two runs scored and two RBIs.

On the mound, Garley earned the award in his lone appearance of the week as he pitched 7.0 innings and allowed just three hits (all singles) and one earned run against the No 24 Gophers. Garley also struck out six.

MANG NAMED PRESEASON ALL-MW

For the second-consecutive year, senior outfielder **JARED MANG** has been named to the Preseason All-MW Team, earning the honor prior to his junior season. That initial preseason plaudit was in response to a sensational sophomore campaign that saw Mang hit .373 (90-for-241) with 63 runs scored, 17 doubles, two triples, nine home runs, and 62 RBIs.

Mang's junior season, however, was hampered by injuries and limited him to just 29 games played. Despite that, Mang still put up impressive numbers as he batted .284 (29-for-102), scored 27 runs, drove in 29 and hit a team-high eight home runs.

A 2017 All-MW First Team selection, Mang enters his senior season as a .328 career hitter with 127 runs scored, 170 hits, 30 doubles, four triples, 20 home runs and 121 RBIs.

LOBOS LOOKING FOR TURNAROUND IN 2019

The 2018 season was a down year for the Lobo baseball program. With an overall record of 20-33-1 and an 11-19 mark in the Mountain West, the Lobos missed out on the MW Tournament for the first time in league history. All of that is in the rear-view, however, as the Lobos enter the 2019 season with a renewed sense of optimism and confidence. Aiding that change in culture are the additions to the coaching staff. Head Coach **RAY BIRMINGHAM** is all that returned from the 2018 staff, giving way to three new coaches. New to the program this year are infield coach and recruiting coordinator, **JON COYNE**, pitching coach, **BRANDON HIGELIN** and volunteer catching coach, **NATE CAUSEY**.



UNIVERSITY OF NEW MEXICO

2019 BASEBALL



LAST TIME IT HAPPENED

WALK-OFFS

Won on last at-bat:3/2/19 vs. San Jose St. (7-6, 9 innings)
Lost on last at-bat:2/15/19 vs. No. 8 Oregon State (5-6, 9 innings)
Scored two runs in last at-bat:3/2/19 vs. San Jose St. (7-6, 9 innings)
Scored three runs in last at-bat:3/5/11 vs. UTSA (6-5)
Scored four runs in last at-bat:4/25/12 vs. Texas Tech (14-13)
Scored five runs in last at-bat:2/12/01 vs. Southern Utah (8-7)
Scored six runs in last at-bat:3/22/13 vs. Nevada (9-8)
Scored seven runs in last at-bat:3/13/10 vs. LA Tech (15-14, 10 inn, GM1)
Scored nine runs in last at-bat:3/21/99 vs. TCU (17-16)
Allowed two runs in last at-bat:4/29/18 at San Jose St. (2-3)
Allowed three runs in last at-bat:2/15/19 vs. No. 8 Oregon State (5-6)
Allowed four runs in last at-bat:5/12/06 at UNLV (12-8)
Allowed five runs in last at-bat:2/17/96 at UNLV (7-6)

SERIES

Swept non-conf. series, home:vs. Central Michigan, 2/22-25, 2018
Swept non-conf. series, road:at No. 23 Oklahoma St., 3/14-15, 2017
Swept in non-conf. series, home:vs. Dallas Baptist, 3/4-6, 2016
Swept in non-conf. series, road:at No. 7 Cal St. Fullerton 3/17-19/2017
Swept MW series, home:vs. UNLV, 4/21-23, 2017
Swept MW series, road:at UNLV, 3/24-26, 2017
Swept multiple MW series in a row:3, 3/3/17-3/26/17
 at Air Force, vs. San José St., at UNLV
Swept in MW series, home:vs. Fresno St. 4/6-8, 2018
Swept in MW series, road:at San Jose St. 4/27-29, 2018
Swept in multiple MW series in a row:2, 4/6/18-4/15/18
 vs. Fresno St., at Nevada



UNIVERSITY OF NEW MEXICO

2019 BASEBALL



GAME-BY-GAME BATTING ORDER

Date	Opponent	1st	2nd	3rd	4th	5th	6th	7th	8th	9th	Record
2/15	! No. 8 Oregon St.	Watari	Schilling	J. Mang	C. Mang	Marshall Jr.	Deimling	Kelly	O'Farrell	Merritt	0-1
2/16	! No. 24 Minnesota	Watari	Schilling	J. Mang	Marshall Jr.	Baker	Kelly	C. Mang	O'Farrell	Merritt	1-1
2/17	!Gonzaga	Watari	Schilling	J. Mang	Marshall Jr.	Baker	Kelly	C. Mang	O'Farrell	Merritt	2-1
2/18	! No. 7 Oregon St.	Watari	Schilling	J. Mang	Baker	C. Mang	Kelly	Marshall Jr.	O'Farrell	Merritt	2-2
2/23	Niagara	Watari	Schilling	J. Mang	Baker	C. Mang	Kelly	Marshall Jr.	O'Farrell	Merritt	2-3
2/23	Niagara	Watari	Schilling	J. Mang	Baker	C. Mang	Kelly	Marshall Jr.	O'Farrell	Deimling	3-3
2/24	Niagara	Watari	Schilling	J. Mang	Baker	C. Mang	Kelly	Marshall Jr.	O'Farrell	Adkins	4-3
2/24	Niagara	Watari	Schilling	J. Mang	Baker	C. Mang	Deimling	Marshall Jr.	O'Farrell	Adkins	5-3
2/27	Arizona	Watari	Schilling	J. Mang	C. Mang	Marshall Jr.	Deimling	O'Farrell	Adkins	Merritt	6-3
3/1	*San Jose State	Watari	Schilling	J. Mang	Baker	C. Mang	Kelly	Marshall Jr.	O'Farrell	Merritt	7-3
3/2	*San Jose State	Watari	Schilling	J. Mang	Baker	Kelly	C. Mang	Marshall Jr.	O'Farrell	Merritt	8-3
3/3	*San Jose State	Watari	Schilling	J. Mang	Baker	Kelly	C. Mang	Deimling	O'Farrell	Merritt	8-4
3/8	Cal State Fullerton										
3/9	Cal State Fullerton										
3/10	Cal State Fullerton										
3/15	*Nevada										
3/16	*Nevada										
3/17	*Nevada										
3/19	Oklahoma										
3/20	Oklahoma										
3/22	*San Diego State										
3/23	*San Diego State										
3/24	*San Diego State										
3/26	New Mexico State										
3/29	*UNLV										
3/30	*UNLV										
3/31	*UNLV										
4/2	Texas Tech										
4/3	Texas Tech										
4/5	*San Jose State										
4/6	*San Jose State										
4/7	*San Jose State										
4/8	California										
4/12	*Nevada										
4/13	*Nevada										
4/14	*Nevada										
4/16	New Mexico State										
4/18	UC Riverside										
4/19	UC Riverside										
4/20	UC Riverside										
4/23	Texas Tech										
4/24	Texas Tech										
4/26	*Fresno State										
4/27	*Fresno State										
4/28	*Fresno State										
4/30	Grand Canyon										
5/1	Grand Canyon										
5/3	*Air Force										
5/4	*Air Force										
5/5	*Air Force										
5/10	*UNLV										
5/11	*UNLV										
5/12	*UNLV										
5/16	*San Diego State										
5/17	*San Diego State										
5/18	*San Diego State										



UNIVERSITY OF NEW MEXICO

2019 BASEBALL



DEFENSIVE STARTING LINEUPS

Date	Opponent	C	1B	2B	3B	SS	LF	CF	RF	DH	Record
2/15	! No. 8 Oregon St.	O'Farrell	Marshall Jr.	Watari	C. Mang	Schilling	Kelly	J. Mang	Merritt	Deimling	0-1
2/16	! No. 24 Minnesota	O'Farrell	Marshall Jr.	Watari	C. Mang	Schilling	Merritt	J. Mang	Baker	Kelly	1-1
2/17	!Gonzaga	O'Farrell	Marshall Jr.	Watari	C. Mang	Schilling	Merritt	J. Mang	Baker	Kelly	2-1
2/18	! No. 7 Oregon St.	O'Farrell	Marshall Jr.	Watari	C. Mang	Schilling	Merritt	J. Mang	Baker	Kelly	2-2
2/23	Niagara	O'Farrell	Marshall Jr.	Watari	C. Mang	Schilling	Merritt	J. Mang	Baker	Kelly	2-3
2/23	Niagara	O'Farrell	Marshall Jr.	Watari	C. Mang	Schilling	Kelly	J. Mang	Baker	Deimling	3-3
2/24	Niagara	O'Farrell	Marshall Jr.	Watari	C. Mang	Schilling	Adkins	J. Mang	Baker	Kelly	4-3
2/24	Niagara	O'Farrell	Marshall Jr.	Watari	C. Mang	Schilling	Adkins	J. Mang	Baker	Deimling	5-3
2/27	Arizona	O'Farrell	Marshall Jr.	Watari	C. Mang	Schilling	Merritt	J. Mang	Adkins	Deimling	6-3
3/1	*San Jose State	O'Farrell	Marshall Jr.	Watari	C. Mang	Schilling	Merritt	J. Mang	Baker	Kelly	7-3
3/2	*San Jose State	O'Farrell	Marshall Jr.	Watari	C. Mang	Schilling	Merritt	J. Mang	Baker	Kelly	8-3
3/3	*San Jose State	O'Farrell	C. Mang	Watari	Kelly	Schilling	Merritt	J. Mang	Baker	Deimling	8-4
3/8	Cal State Fullerton										
3/9	Cal State Fullerton										
3/10	Cal State Fullerton										
3/15	*Nevada										
3/16	*Nevada										
3/17	*Nevada										
3/19	Oklahoma										
3/20	Oklahoma										
3/22	*San Diego State										
3/23	*San Diego State										
3/24	*San Diego State										
3/26	New Mexico State										
3/29	*UNLV										
3/30	*UNLV										
3/31	*UNLV										
4/2	Texas Tech										
4/3	Texas Tech										
4/5	*San Jose State										
4/6	*San Jose State										
4/7	*San Jose State										
4/8	California										
4/12	*Nevada										
4/13	*Nevada										
4/14	*Nevada										
4/16	New Mexico State										
4/18	UC Riverside										
4/19	UC Riverside										
4/20	UC Riverside										
4/23	Texas Tech										
4/24	Texas Tech										
4/26	*Fresno State										
4/27	*Fresno State										
4/28	*Fresno State										
4/30	Grand Canyon										
5/1	Grand Canyon										
5/3	*Air Force										
5/4	*Air Force										
5/5	*Air Force										
5/10	*UNLV										
5/11	*UNLV										
5/12	*UNLV										
5/16	*San Diego State										
5/17	*San Diego State										
5/18	*San Diego State										



UNIVERSITY OF NEW MEXICO

2019 BASEBALL



RAY BIRMINGHAM enters into his 12th year as head coach of the UNM baseball team and also into his 32nd year as a head coach at the collegiate level. At UNM, Birmingham has won the third-most games in program history with 361 to his credit as the Lobo skipper. He also initiated and had led the ongoing development and execution of the \$3.65 million expansion of Santa Ana Star Field as well as UNM's first privately-funded building on campus

- the R.D. and Joan Dale Hubbard Clubhouse that was completed in December of 2016.

For his overall career, Birmingham is in exclusive company having won over 1,000 games. Entering the 2019 season, Birmingham is the winningest coach in the state's history as all 1,179 of his victories have come coaching for teams in his home state of New Mexico (College of the Southwest, New Mexico Junior College and UNM).

In 2015, Birmingham was inducted into the New Mexico Sports Hall of Fame. He also currently serves on the College Baseball Hall of Fame Selection Committee.

Birmingham has also coached or spoken at numerous clinics throughout the United States and South America. He has been published in the American Baseball Coaches Association (ABCA) Journal and worked professionally for the Cleveland Indians, Oakland A's and Kansas City Royals. Birmingham also led the NJCAA all-star team to four wins in five games over the Chinese All-Stars in Beijing, China in 2004. In 2006, Birmingham was selected as the head coach of the NJCAA all-star team when China returned to the United States to play the U.S. team. Birmingham also coached the NJCAA West All-Stars to a three-game sweep over the East All-Stars in the summer of 2009.

In the summer of 2014, Birmingham served as the hitting coach for USA Baseball's Collegiate National Team, which was made up of the top collegiate players from around the country. Team USA played games across North Carolina before traveling to the Netherlands to participate in Honkbal-Haarlem Baseball Week. The CNT won the international tournament by outscoring its opponents 34-6 over its final seven games. Birmingham helped guide Tennessee's Christin Stewart to "Best Hitter" honors at the tournament and Albuquerque's own Alex Bregman of LSU was named Honkbal Baseball Week MVP. Team USA concluded its summer with five games in Cuba, finishing with an overall record of 18-8-2.

In his 41st year of coaching, Birmingham has been a part of 22 championships. All of the college baseball programs Birmingham has coached have reached the top 25 in the national rankings. Between University of the Southwest, New Mexico Junior College and New Mexico, 164 athletes have gone on to play professional baseball with 36 coming while the head coach at UNM. Also under Birmingham at UNM, 40 athletes have earned All-America honors and 10 have been freshman All-Americans as well. Birmingham was also the coach of NMJC's first basketball conference championship team - a team that was ranked No. 1 in the country.

THE BIRMINGHAM FILE

Education

New Mexico State BA Journalism Education (1978)
College of the Southwest Education Administration

Coaching Experience

1988-89 Head Coach Mayfield High School
1990-2007 Head Coach College of the Southwest
2008-Present Head Coach New Mexico Junior College
2008-Present Head Coach University of New Mexico

Career Coaching Record (Year-By-Year)

School	Year	Record	Win Pct.
College of SW	1988	20-40	.333
College of SW	1989	33-33	.500
CSW	2 yrs	53-73	.421
NMJC	1990	22-30	.423
NMJC	1991	42-18	.700
NMJC	1992	40-15	.727
NMJC	1993	48-13	.787
NMJC	1994	42-12	.778
NMJC	1995	48-9	.842
NMJC	1996	34-17	.667
NMJC	1997	38-14	.731
NMJC	1998	40-18	.690
NMJC	1999	33-21	.611
NMJC	2000	41-14	.745
NMJC	2001	44-14	.759
NMJC	2002	43-10	.811
NMJC	2003	43-14	.754
NMJC	2004	47-10	.825
NMJC	2005	55-10	.846
NMJC	2006	49-8-1	.853
NMJC	2007	56-8-1	.856
NMJC	18 yrs	765-255-2	.750
UNM	2008	34-25	.576
UNM	2009	37-20	.649
UNM	2010	38-22	.633
UNM	2011	20-41	.328
UNM	2012	37-24	.607
UNM	2013	37-22	.627
UNM	2014	37-20-1	.647
UNM	2015	32-27	.559
UNM	2016	39-23	.629
UNM	2017	30-27-1	.526
UNM	2018	20-33-1	.380
UNM	2019	8-4	.667
UNM	12 yrs	369-288-3	.559
Career	32 yrs	1,187-616-5	.658





UNIVERSITY OF NEW MEXICO

2019 BASEBALL



2019 UNM BASEBALL ROSTER

POSITIONAL BREAKDOWN

PITCHERS (17)

Right-Handed (13)

2	Tristin Lively	Fr.
17	Jack Murano	Fr.
19	Drew Gillespie	Jr.
20	Blake Walden	Sr.
22	Justin Slaten	Jr.
23	Nico Garza	Jr.
25	Drew Marrufo	RsFr.
29	Chad Smith	Sr.
30	Jack White	RsFr.
32	Malachi Emond	Sr.
37	Trevor Riley	Fr.
43	Kevin Conley	Fr.
44	Nathaniel Garley	Jr.

Left-Handed (4)

18	Matt Foster	Fr.
21	Kenneth Waller	So.
40	Brian Coffey	Jr.
41	Kyle Conley	Fr.

CATCHERS (3)

4	Reese O'Farrell	Jr.
9	Ediberto Reyes	Fr.
12	Joseph Hagopian	Fr.

INFIELDERS (8)

3	Hayden Schilling	Sr.
5	Justin Watari	Jr.
11	Cameron Stevenson	Fr.
13	Connor Mang	RsSo.
26	Nick Atkins	So.
27	Tyler Kelly	Fr.
31	Zack Doak	Fr.
14	Derek Marshall Jr.	Jr.

OUTFIELDERS (6)

6	Brayden Merritt	So.
7	Jeff Deimling	RsSr.
15	Jared Mang	Sr.
16	Tanner Baker	Jr.
24	Adam Adkins	Sr.
34	Daniel Durazo	Fr.

UTILITY (1)

35	Micah Pietila-Wiggs	Fr.
----	---------------------	-----

CLASS BREAKDOWN

Freshman	15
Sophomore	5
Junior	8
Senior	7

HOME STATE

Arizona	4	Nevada	1
California	7	New Mexico	11
Connecticut	1	Oklahoma	1
Colorado	1	Texas	8

International1

#	NAME	POS.	B/T	HT	WT	CLS	HOMETOWN / PREVIOUS SCHOOL
2	Tristin Lively	RHP	R/R	6-1	177	Fr.	Las Cruces, N.M. / Las Cruces HS
3	Hayden Schilling	IF/RHP	L/R	5-11	190	Sr.	Santee, Calif. / West Hills HS
4	Reese O'Farrell	C	R/R	6-1	200	Jr.	Burlington, Ontario / Howard College
5	Justin Watari	INF	L/R	5-6	158	Jr.	Roseville, Calif. / Woodcreek HS
6	Brayden Merritt	OF	L/R	5-9	175	So.	Chandler, Ariz. / Hamilton HS
7	Jeff Deimling	OF	R/R	6-0	195	R-Sr.	Albuquerque, N.M. / La Cueva HS
9	Ediberto Reyes	C/INF	R/R	5-11	178	Fr.	McAllen, Texas / Valley View HS
11	Cameron Stevenson	INF	R/R	6-1	195	Fr.	Roswell, N.M. / Goddard HS
12	Blake Walden	RHP	R/R	6-1	204	Sr.	Lubbock, Texas / Texas State
13	Connor Mang	INF	R/R	5-11	200	R-So.	Los Alamos, N.M. / Los Alamos HS
14	Derek Marshall Jr.	INF/OF	R/R	6-1	233	R-So.	Los Angeles, Calif. / Loyola HS
15	Jared Mang	OF	R/R	5-9	200	Sr.	Los Alamos, N.M. / Los Alamos HS
16	Tanner Baker	OF	L/R	6-1	199	Jr.	Phoenix, Ariz. / South Mountain CC
17	Jack Murano	RHP	R/R	6-7	185	Fr.	Rio Rancho, N.M. / Cleveland HS
18	Matt Foster	LHP	L/L	6-3	207	Fr.	Plano, Texas / Plano Senior HS
19	Drew Gillespie	RHP	R/R	6-1	192	Jr.	Albuquerque, N.M. / Sandia HS
20	Joseph Hagopian	C/INF	L/R	5-11	170	Fr.	West Sacramento, Calif. / Jesuit HS
21	Kenneth Waller	LHP	L/L	6-2	218	So.	Fort Worth, Texas / Weatherford College
22	Justin Slaten	RHP	R/R	6-4	197	Jr.	Longview, Texas / Hallsville HS
23	Nico Garza	RHP	R/R	5-11	189	Jr.	Lubbock, Texas / Cisco JC
24	Adam Adkins	OF	R/R	6-3	202	Sr.	Denver, Colo. / West Texas A&M
25	Drew Marrufo	RHP	R/R	6-1	202	R-Fr.	Santa Teresa, NM / Santa Teresa HS
26	Nick Atkins	INF	R/R	5-8	152	So.	Venice, Calif. / Venice HS
27	Tyler Kelly	INF	R/R	5-9	170	Fr.	Cottonwood, Ariz. / Mingus HS
29	Chad Smith	RHP	R/R	6-4	210	Sr.	Albuquerque, N.M. / La Cueva HS
30	Jack White	RHP	R/R	6-3	195	R-Fr.	Albuquerque, NM / Cibola HS
31	Zack Doak	INF	R/R	6-0	195	Fr.	Tulsa, Okla. / Tulsa Union HS
32	Malachi Emond	RHP	R/R	6-3	233	Sr.	Coventry, Conn. / Western Oklahoma JC
34	Daniel Durazo	OF	L/R	5-11	190	Fr.	Nogales, Ariz. / Salpointe Catholic HS
35	Micah Pietila-Wiggs	UTL	R/R	5-9	166	Fr.	Chula Vista, Calif. / Eastlake HS
37	Trevor Riley	RHP	R/R	6-2	175	Fr.	Poway, Calif. / Poway HS
40	Brian Coffey	LHP	L/L	6-1	221	Jr.	Las Vegas, Nev. / Bishop Gorman HS
41	Kyle Conley	LHP	L/L	5-9	173	Fr.	Spring, Texas / Oak Ridge HS
43	Kevin Conley	RHP	R/R	5-9	155	Fr.	Spring, Texas / Oak Ridge HS
44	Nathaniel Garley	RHP	R/R	6-3	221	Jr.	Albuquerque, N.M. / Eldorado HS

COACHING STAFF

Head Coach	1 Ray Birmingham (12th season)
Pitching Coach	Brandon Higelin (1st season)
Infield Coach/Recruiting Coordinator	Jon Coyne (1st season)
Catching Coach	Nate Causey (1st season)
Graduate Manager	Dante Mileta
Strength Coach	John McWilliams
Athletic Trainer	Robert Rimorin
Athletic Communications	Daniel Gallegos

PRONUNCIATION GUIDE

5	Justin WATARI	(Wa - Tar - Ee)
19	Drew GILLESPIE	(Guh - less - PEE)
7	Jeff DEIMLING	(Dime - ling)
25	Drew MARRUFO	(Ma - Roof - oh)
9	EDIBERTO Reyes	(Eddie - Bear - Toe)
12	Joseph HAGOPIAN	(Ha - Go - Pee - Un)
32	Malachi EMOND	(Em - und)
17	Jack MURANO	(Mur - on - oh)
35	Micah PIETILA-WIGGS	(Pee - et - la - Wiggs)



UNIVERSITY OF NEW MEXICO


2019 BASEBALL



TV/PHOTO ROSTER



TRISTIN LIVELY
RHP | 6-1 | Fr.
LAS CRUCES, N.M.



HAYDEN SCHILLING
INF | 5-11 | Sr.
SANTEE, CALIF.




REESE O'FARRELL
C | 6-1 | Jr.
BURLINGTON, CANADA



JUSTIN WATARI
INF | 5-6 | Jr.
ROSEVILLE, CALIF.



BRAYDEN MERRITT
OF | 5-9 | So.
CHANDLER, ARIZ.



JEFF DEIMLING
OF | 6-0 | RsSr.
ALBUQUERQUE, N.M.



EDIBERTO REYES
C/INF | 5-11 | Fr.
MCALLEN, TEXAS



CAMERON STEVENSON
INF | 6-1 | Fr.
ROSWELL, N.M.



JOSEPH HAGOPIAN
C/INF | 5-11 | Fr.
W. SACRAMENTO, CALIF.



CONNOR MANG
INF | 5-11 | RsSo.
LOS ALAMOS, N.M.




DEREK MARSHALL JR.
INF/OF | 6-3 | RsSo.
LOS ANGELES, CALIF.



JARED MANG
OF | 5-9 | Sr.
LOS ALAMOS, N.M.



TANNER BAKER
OF | 6-1 | Jr.
PHOENIX, ARIZ.



JACK MURANO
RHP | 6-7 | Fr.
RIO RANCHO, N.M.




MATT FOSTER
LHP | 6-3 | Fr.
PLANO, TEXAS



DREW GILLESPIE
RHP | 6-1 | Jr.
ALBUQUERQUE, N.M.



BLAKE WALDEN
RHP | 6-1 | Sr.
LUBBOCK, TEXAS



KENNETH WALLER
LHP | 6-2 | So.
FORT WORTH, TEXAS




JUSTIN SLATEN
RHP | 6-4 | Jr.
LONGVIEW, TEXAS



NICO GARZA
RHP | 5-11 | Jr.
LUBBOCK, TEXAS



ADAM ADKINS
OF | 6-3 | Sr.
DENVER, COLO.



DREW MARRUFO
RHP | 6-1 | RsFr.
SANTA TERESA, N.M.



NICK ATKINS
INF | 5-8 | So.
VENICE, CALIF.



TYLER KELLY
INF | 5-9 | Fr.
COTTONWOOD, ARIZ.



CHAD SMITH
RHP | 6-4 | Sr.
ALBUQUERQUE, N.M.



JACK WHITE
RHP | 6-3 | RsFr.
ALBUQUERQUE, N.M.



ZACK DOAK
INF | 6-1 | Jr.
TULSA, OKLA.



MALACHI EMOND
RHP | 6-3 | Sr.
COVENTRY, CONN.



DANIEL DURAZO
OF | 5-11 | Fr.
NOGALES, ARIZ.



MICAH PIETILA-WIGGS
UTL | 5-9 | Fr.
CHULA VISTA, CALIF.



TREVOR RILEY
RHP | 6-2 | Fr.
POWAY, CALIF.



BRIAN COFFEY
LHP | 6-1 | Jr.
LAS VEGAS, NEV.



KYLE CONLEY
LHP | 5-9 | Fr.
SPRING, TEXAS



KEVIN CONLEY
RHP | 5-9 | Fr.
SPRING, TEXAS



NATHANIEL GARLEY
RHP | 6-3 | Jr.
ALBUQUERQUE, N.M.



RAY BIRMINGHAM
HEAD COACH
12TH SEASON



BRANDON HIGELIN
PITCHING COACH
1ST SEASON



JON COYNE
INF/RECRUITING
1ST SEASON



NATE CAUSEY
CATCHERS
1ST SEASON



JOHN BENTLEY
DIR. OF OPERATIONS
1ST SEASON



UNIVERSITY OF NEW MEXICO 2019 BASEBALL



PROBABLE FRIDAY STARTING PITCHER

#22

JUSTIN SLATEN

RHP | 6-4 | 197 | JR | Longview, Texas (Hallsville HS)



ERA	W-L-S	APP-GS	IP	R	ER	BB	K	OPP. BA
1.00	1-0-0	3-3	18.0	2	2	8	24	.150

Slaten's Single-Game Highs

Innings	Season	7.0 vs. Niagara (2/23/19)
	Career	7.0 - done three times
Longest Start	Season	7.0 vs. Niagara (2/23/19)
	Career	7.0 - done three times
Shortest Start	Season	5.0 vs. Oregon State (2/15/19)
	Career	1.1 vs. UC Davis (5/18/18)
Longest Relief	Season	
	Career	4.2 at Air Force (3/4/17)
Hits	Season	6 vs. San Jose St. (3/1/19)
	Career	11 - done twice
Runs	Season	1 - done twice
	Career	7 vs. Air Force (3/23/18)
Earned Runs	Season	1 - done twice
	Career	7 vs. Air Force (3/23/18)
Walks	Season	5 vs. Oregon State (2/15/19)
	Career	5 - done twice
Strikeouts	Season	10 vs. Niagara (2/23/19)
	Career	Same

GAME-BY-GAME STATISTICS

Date	OPPONENT	GS	IP	H	R	ER	BB	SO	2B	3B	HR	WP	BK	HBP	IBB	Score	W	L	SV	ERA
Feb 15	Oregon State	*	5.0	1	0	0	5	5	1	0	0	0	0	0	0	5-6	0	0	0	0.00
Feb 23	NIAGARA-1	*	7.0	2	1	1	2	10	0	0	1	0	3	0		3-5	0	0	0	0.75
Mar 01	SAN JOSE STATE	*	6.0	6	1	1	1	9	0	0	0	2	0	1	0	14-2	1	0	0	1.00
Totals		3	18.0	9	2	2	8	24	1	0	0	3	0	4	0	22-13	1	0	0	1.00

SLATEN'S CAREER STATS AT UNM

Year	era	w-l	app	qs	cq	sho	sv	ip	h	r	er	bb	so	2b	3b	hr	bf	bavg	wp	hbp	bk	sfa	sha
2017	3.74	2-2	23	0	0	0/0	0	33.2	37	16	14	16	27	4	0	3	148	.282	8	0	0	0	1
2018	7.02	2-9	15	14	0	0/1	0	66.2	89	65	52	30	62	20	5	7	330	.310	11	11	0	2	0
2019	1.00	1-0	3	3	0	0/0	0	18.0	9	2	2	8	24	1	0	0	76	.150	3	4	0	0	4
TOTAL	5.17	5-11	41	17	0	0/1	0	118.1	135	83	68	54	113	25	5	10	554	.282	22	15	0	2	5



UNIVERSITY OF NEW MEXICO 2019 BASEBALL



PROBABLE SATURDAY STARTING PITCHER

#44

NATHANIEL GARLEY

RHP | 6-3 | 221 | JR | Albuquerque, N.M. (Eldorado HS)



ERA	W-L-S	APP-GS	IP	R	ER	BB	K	OPP. BA
2.25	2-0-0	3-3	20.0	6	5	6	15	.268

Garley's Single-Game Highs

Innings	Season	7.0 - done twice
	Career	Same
Longest Start	Season	7.0 - done twice
	Career	Same
Shortest Start	Season	6.0 vs. San Jose St. (3/2/19)
	Career	1.2 - done twice
Longest Relief	Season	
	Career	6.1 at San Diego St. (3/30/18)
Hits	Season	12 vs. San Jose St. (3/2/19)
	Career	Same
Runs	Season	5 vs. San Jose St. (3/2/19)
	Career	9 at Air Force (5/13/18)
Earned Runs	Season	4 vs. San Jose St. (3/2/19)
	Career	9 at Air Force (5/13/18)
Walks	Season	3 vs. Minnesota (2/16/19)
	Career	3 - done three times
Strikeouts	Season	9 vs. Niagara (2/23/19)
	Career	9 - Done twice

GAME-BY-GAME STATISTICS

Date	OPPONENT	GS	IP	H	R	ER	BB	SO	2B	3B	HR	WP	BK	HBP	IBB	Score	W	L	SV	ERA
Feb 16	Minnesota	*	7.0	3	1	1	3	6	0	0	0	0	0	0	0	11-1	1	0	0	1.29
Feb 23	NIAGARA-2	*	7.0	7	0	0	1	9	0	1	0	0	0	0	0	5-3	2	0	0	0.64
Mar 02	SAN JOSE STATE	*	6.0	12	5	4	2	0	1	0	0	1	0	0	0	7-6	2	0	0	2.25
Totals		3	20.0	22	6	5	6	15	1	1	0	1	0	0	0	23-10	2	0	0	2.25

GARLEY'S CAREER STATS AT UNM

Year	era	w-l	app	gs	cq	sho	sv	ip	h	r	er	bb	so	2b	3b	hr	bf	bavg	wp	hbp	bk	sfa	sha
2017	11.66	0-0	10	1	0	0/0	1	14.2	21	20	19	9	10	4	2	3	75	.328	5	1	0	1	0
2018	5.10	3-4	18	6	0	0/0	1	60.0	74	41	34	19	47	19	3	7	273	.302	9	2	1	1	6
2019	2.25	2-0	3	3	0	0/0	0	20.0	22	6	5	6	15	1	1	0	89	.268	1	0	0	0	0
TOTAL	5.51	5-4	31	10	0	0/0	2	94.2	117	67	58	34	72	24	6	10	437	.299	15	3	1	2	6



UNIVERSITY OF NEW MEXICO 2019 BASEBALL



PROBABLE SUNDAY STARTING PITCHER

#19

DREW GILLESPIE

RHP | 6-1 | JR | Albuquerque, N.M. (Sandia HS)



ERA	W-L-S	APP-GS	IP	R	ER	BB	K	OPP. BA
9.26	0-1-0	3-2	11.2	13	12	6	5	.320

Gillespie's Single-Game Highs

Innings	Season	6.0 at Arizona (2/27/19)
	Career	Same
Longest Start	Season	6.0 at Arizona (2/27/19)
	Career	Same
Shortest Start	Season	5.0 vs. Oregon State (2/18/19)
	Career	Same
Longest Relief	Season	0.2 vs. San Jose St. (3/3/19)
	Career	4.2 vs. Central Mich. (2/22/18)
Hits	Season	6 vs. Oregon State (2/18/19)
	Career	9 vs. UC Davis (5/18/18)
Runs	Season	6 vs. San Jose St. (3/3/19)
	Career	7 at Nevada (4/15/18)
Earned Runs	Season	6 vs. San Jose St. (3/3/19)
	Career	7 at Nevada (4/15/18)
Walks	Season	3 vs. Oregon State (2/18/19)
	Career	4 at Oklahoma St. (3/15/17)
Strikeouts	Season	3 at Arizona (2/27/19)
	Career	5 vs. Fresno St. (4/8/18)

GAME-BY-GAME STATISTICS

Date	OPPONENT	GS	IP	H	R	ER	BB	SO	2B	3B	HR	WP	BK	HBP	IBB	Score	W	L	SV	ERA
Feb 18	Oregon State	*	5.0	6	3	2	3	2	0	0	1	0	0	1	0	0-5	0	1	0	3.60
Feb 27	Arizona	*	6.0	5	4	4	1	3	1	0	0	1	0	1	0	5-4	0	1	0	4.91
Mar 03	SAN JOSE STATE		0.2	5	6	6	2	0	1	1	0	0	0	0	0	18-22	0	1	0	9.26
Totals		2	11.2	16	13	12	6	5	2	1	1	1	0	2	0	23-31	0	1	0	9.261

GILLESPIE'S CAREER STATS AT UNM

Year	era	w-l	app	qs	cq	sho	sv	ip	h	r	er	bb	so	2b	3b	hr	bf	bavg	wp	hbp	bk	sfa	sha
2017	6.75	1-1	20	0	0	0/0	1	25.1	32	22	19	18	23	6	0	3	123	.327	6	4	0	0	3
2018	8.28	3-1	24	2	0	0/0	0	50.0	67	49	46	23	42	12	5	4	243	.325	5	8	1	3	3
2019	9.26	0-1	3	2	0	0/0	0	11.2	16	13	12	6	5	2	1	1	59	.320	1	2	0	0	1
TOTAL	7.97	4-3	47	4	0	0/0	1	87.0	115	84	77	47	70	20	6	8	425	.325	12	14	1	3	7



UNIVERSITY OF NEW MEXICO 2019 BASEBALL



BY THE NUMBERS

MULTI-HIT GAMES

Name	2	3	4	5+	Total
SCHILLING, Hayden	6	1	-	-	7
MANG, Connor	2	3	-	-	5
WATARI, Justin	3	1	-	-	4
MANG, Jared	3	-	1	-	4
BAKER, Tanner	1	-	1	-	2
DEIMLING, Jeff	1	-	1	-	2
MARSHALL JR, Derek	2	-	-	-	2
MERRITT, Brayden	2	-	-	-	2
KELLY, Tyler	-	2	-	-	2
TEAM	20	7	3	0	30

CAREER MULTI-HIT GAMES

Name	'15/'16	'17	'18	'19	Total
MANG, Jared	--/11	24	7	4	46
SCHILLING, Hayden	7/--	13	17	7	44
WATARI, Justin	--/--	4	14	4	22
MANG, Connor	--/--	--	15	5	20
MERRITT, Brayden	--/--	--	12	2	14
DEIMLING, Jeff	--/--	--	9	2	11
MARSHALL JR, Derek	--/--	--	5	2	7
ATKINS, Nick	--/--	--	2	--	2
KELLY, Tyler	--/--	--	--	2	2
BAKER, Tanner	--/--	--	--	2	2

MULTI-RBI GAMES

Name	2	3	4	5+	Total
MANG, Jared	3	1	1	-	5
MANG, Connor	3	-	-	1	4
KELLY, Tyler	3	-	-	-	3
BAKER, Tanner	1	1	-	-	2
MARSHALL JR, Derek	2	-	-	-	2
DEIMLING, Jeff	1	-	-	1	2
SCHILLING, Hayden	1	-	-	1	2
O'FARRELL, Reese	-	1	-	-	1
DOAK, Zack	1	-	-	-	1
TEAM	15	3	1	3	22

CAREER MULTI-RBI GAMES

Name	'15/'16	'17	'18	'19	Total
MANG, Jared	--/6	16	9	5	36
SCHILLING, Hayden	3/--	8	6	2	19
MANG, Connor	--/--	--	7	4	11
DEIMLING, Jeff	--/--	--	7	2	9
WATARI, Justin	--/--	3	5	--	8
MARSHALL JR, Derek	--/--	--	3	2	5
MERRITT, Brayden	--/--	--	4	--	4
KELLY, Tyler	--/--	--	--	3	3
BAKER, Tanner	--/--	--	--	2	2
O'FARRELL, Reese	--/--	--	--	1	1
DOAK, Zack	--/--	--	--	1	1

HOME RUN TRACKER

Name	Solo	2R	3R	GS	Total
MANG, Jared	--	1	--	--	1
MARSHALL JR, Derek	--	1	--	--	1
MANG, Connor	--	1	--	--	1
DEIMLING, Jeff	--	2	--	--	2
DOAK, Zack	--	1	--	--	1
TEAM	--	6	--	--	6

Breakdown

Total	6
At Santa Ana Star Field	4
On the Road	--
At Neutral Site	2
vs. RHP	3
vs. LHP	3
w/ 0 outs	2
w/ 1 out	--
w/ 2 outs	3
Solo	--
Two-Run	6
Three-Run	--
Grand Slam	--
Back-to-Back	--
Pinch-Hit	--
Walk-Off	--
Before the 7th Inning	4
7th Inning and Beyond	2
Opponent Total	4
Last HR Given Up	3/3/19 vs. San Jose State
Longest Stretch w/o HR Allowed	5
Current Streak w/o HR Allowed	--

STREAKS

Hitting

Name	Current	2019 Long	Career Long
KELLY, Tyler	5	5	5
SCHILLING, Hayden	4	4	12
BAKER, Tanner	2	3	3
MANG, Jared	8	8	8
MANG, Connor	3	3	7
WATARI, Justin	1	6	7
MARSHALL JR, Derek	-	3	4
DEIMLING, Jeff	2	2	7
MERRITT, Brayden	1	2	5
ATKINS, Nick	-	-	2
O'FARRELL, Reese	-	6	6
ADKINS, Adam	-	1	1
REYES, Ediberto	1	2	2
DOAK, Zack	1	1	1

Reached Base

Name	Current	2019 Long	Career Long
MANG, Jared	12	12	15
MANG, Connor	7	7	11
WATARI, Justin	12	12	13
BAKER, Tanner	2	3	3
KELLY, Tyler	7	7	7
SCHILLING, Hayden	6	6	22
MARSHALL JR, Derek	9	9	9
O'FARRELL, Reese	-	7	7
DEIMLING, Jeff	2	2	9
MERRITT, Brayden	-	4	9
ATKINS, Nick	-	2	2
ADKINS, Adam	-	4	4
REYES, Ediberto	1	2	2
DOAK, Zack	1	1	1

Inning-By-Inning Scoring Summary

Team	1	2	3	4	5	6	7	8	9	Ex.	Totals
New Mexico	11	9	16	5	10	5	16	8	14	--	94
Opponents	5	5	5	14	1	6	6	15	8	--	65



UNIVERSITY OF NEW MEXICO

2019 BASEBALL



BY THE NUMBERS

STARTERS GAME-BY-GAME

Name	W-L	IP	H	R	ER	BB	K
No. 8 Oregon St.	ND	5.0	1	0	0	5	5
No. 24 Minnesota	1-0	7.0	3	1	1	3	6
Gonzaga	ND	3.1	3	4	4	4	0
No. 7 Oregon St.	0-1	5.0	6	3	2	3	2
Niagara	ND	7.0	2	1	1	2	10
Niagara	1-0	7.0	7	0	0	1	9
Niagara	1-0	6.0	9	3	3	1	3
Niagara	1-0	5.0	1	0	0	2	3
Arizona	ND	6.0	5	4	4	1	3
San Jose St.	1-0	6.0	6	1	1	1	9
San Jose St.	ND	6.0	12	5	4	2	0
San Jose St.	0-1	2.2	6	4	4	3	2
TEAM	5-2	66.0	61	26	24	29	51

BULLPEN GAME-BY-GAME

Opponent	W-L-S	IP	H	R	ER	BB	K
No. 8 Oregon St.	0-1-0	3.0	5	6	3	3	2
No. 24 Minnesota	0-0-0	2.0	1	0	0	3	4
Gonzaga	1-0-1	5.2	3	0	0	2	4
No. 7 Oregon St.	0-0-0	3.0	3	2	2	4	1
Niagara	0-1-0	2.0	4	4	4	3	2
Niagara	0-0-1	2.0	2	3	0	1	3
Niagara	0-0-0	1.0	2	0	0	0	0
Niagara	0-0-1	4.0	5	4	4	2	4
Arizona	1-0-1	3.0	1	0	0	0	3
San Jose St.	0-0-0	3.0	2	1	1	4	2
San Jose St.	1-0-0	3.0	3	1	1	1	2
San Jose St.	0-0-0	6.1	18	18	17	5	6
TEAM	3-2-4	38.0	49	39	32	28	33



UNIVERSITY OF NEW MEXICO

2019 BASEBALL



GAME-BY-GAME HITTING

Date	Opponent	AB	R	H	RBI	2B	3B	HR	BB	IBB	SB	CS	HBP	SAC	SF	GDP	K	PO	A	E	Avg.
2/15	! No. 8 Oregon St.	33	5	9	5	1	0	1	5	1	0	0	0	1	0	2	6	24	8	3	.273
2/16	! No. 24 Minnesota	40	11	15	9	5	0	0	6	0	0	1	2	1	0	2	8	27	7	0	.329
2/17	!Gonzaga	31	6	11	6	0	1	1	3	1	0	0	0	1	1	1	5	27	10	1	.337
2/18	! No. 7 Oregon St.	29	0	6	0	3	0	0	2	0	0	0	0	2	0	0	9	24	9	2	.308
2/23	NIAGARA	35	3	10	3	1	1	0	1	0	0	0	1	0	0	2	3	27	9	2	.304
2/23	NIAGARA	29	5	6	4	2	0	0	4	0	1	0	0	0	1	1	8	27	8	3	.289
2/24	NIAGARA	32	13	12	12	4	1	1	6	0	4	0	0	0	1	0	3	21	10	1	.301
2/24	NIAGARA	30	7	7	6	1	0	0	6	0	3	1	1	0	2	0	4	27	12	0	.293
2/27	at Arizona	35	5	11	4	3	0	0	3	0	0	0	1	1	0	1	7	27	7	0	.296
3/1	* SAN JOSE ST.	34	14	10	12	2	1	0	12	0	4	0	1	0	1	0	11	27	7	2	.296
3/2	* SAN JOSE ST.	34	7	9	5	2	0	0	6	0	1	2	0	1	0	0	1	27	15	2	.293
3/3	* SAN JOSE ST.	45	18	18	15	3	1	3	7	0	3	0	1	0	0	0	5	27	7	1	.305
Totals		407	94	124	81	27	5	6	61	2	16	4	7	7	6	9	70	312	109	17	.305



UNIVERSITY OF NEW MEXICO

2019 BASEBALL



GAME-BY-GAME PITCHING

Date	Opponent	IP	H	R	ER	BB	SO	2B	3B	HR	WP	BK	HBP	DP	IBB	Score	W	L	SV	ERA
2/15	! No. 8 Oregon St.	8.0	6	6	3	8	7	2	0	0	0	0	1	0	0	5-6	0	1	0	3.38
2/16	! No. 24 Minnesota	9.0	4	1	1	6	10	0	0	0	0	0	0	0	0	11-1	1	1	0	2.12
2/17	!Gonzaga	9.0	6	4	4	6	4	2	0	0	3	0	1	1	0	6-4	2	1	1	2.77
2/18	! No. 7 Oregon St.	8.0	9	5	4	7	3	1	0	1	1	0	1	1	1	0-5	2	2	1	3.18
2/23	NIAGARA	9.0	6	5	5	5	12	0	0	0	1	0	3	0	0	3-5	2	3	1	3.56
2/23	NIAGARA	9.0	9	3	0	2	12	0	1	0	0	0	1	0	0	5-3	3	3	2	2.94
2/24	NIAGARA	7.0	11	3	3	1	3	2	0	0	1	0	0	1	0	13-3	4	3	2	3.05
2/24	NIAGARA	9.0	6	4	4	5	6	1	0	0	3	0	0	3	0	7-4	5	3	3	3.18
2/27	at Arizona	9.0	6	4	4	1	6	1	0	0	1	0	1	0	0	5-4	6	3	4	3.27
3/1	* SAN JOSE ST.	9.0	8	2	2	5	11	1	0	0	3	0	1	1	0	14-2	7	3	4	3.14
3/2	* SAN JOSE ST.	9.0	15	6	5	3	2	1	0	0	1	0	0	3	0	7-6	8	3	4	3.32
3/3	* SAN JOSE ST.	9.0	24	22	21	8	8	4	1	3	2	0	2	1	2	18-22	8	4	4	4.85
Totals		104.0	110	65	56	57	84	15	2	4	16	0	11	11	3	94-65	8	4	4	4.85



UNIVERSITY OF NEW MEXICO

2019 BASEBALL



GAME HIGHS

TEAM GAME HIGHS (2019)

Batting

At Bats:	45	vs. San Jose St. (3/3/19)
Runs Scored:	18	vs. San Jose St. (3/3/19)
Hits:	18	vs. San Jose St. (3/3/19)
RBI's:	15	vs. San Jose St. (3/3/19)
Doubles:	5	vs. Minnesota (2/16/19)
Triples:	1	Done 5x
Home Runs:	3	vs. San Jose St. (3/3/19)
Total Bases:	32	vs. San Jose St. (3/3/19)
Walks:	12	vs. San Jose St. (3/1/19)
Strikeouts:	11	vs. San Jose St. (3/1/19)
Sac Hits:	2	vs. Oregon State (2/18/19)
Sac Flies:	2	vs. Niagara (2/24/19)
Stolen Bases:	4	vs. Niagara (2/24/19)
		San Jose St. (3/1/19)
Hit-By-Pitch:	2	vs. Minnesota (2/16/19)
Caught Stealing:	2	vs. San Jose St. (3/2/19)
Runners LOB:	11	vs. Minnesota (2/16/19)
Hit Into DP:	2	Done 5x

Fielding

Putouts:	27	Done 9x
Assists:	15	vs. San Jose St. (3/2/19)
Errors:	3	Done 2x
Passed Balls:	1	vs. Oregon State (2/15/19)
DPs Turned:	3	vs. Niagara (2/24/19)
		vs. San Jose St. (3/2/19)

Pitching

Innings Pitched:	9.0	Done 9x
Runs Allowed:	22	vs. San Jose St. (3/3/19)
Earned Runs:	21	vs. San Jose St. (3/3/19)
Walks Allowed:	8	vs. Oregon State (2/15/19)
		vs. San Jose St. (3/3/19)
Strikeouts:	12	vs. Niagara (2/23/19)
		vs. Niagara (2/23/19)
Hits Allowed:	24	vs. San Jose St. (3/3/19)
Doubles Allowed:	4	vs. San Jose St. (3/3/19)
Triples Allowed:	1	vs. Niagara (2/23/19)
		vs. San Jose St. (3/3/19)
Homers Allowed:	3	vs. San Jose St. (3/3/19)
Wild Pitches:	3	Done 3x
Hit Batters:	3	vs. Niagara (2/23/19)

INDIVIDUAL GAME HIGHS (2019)

Batting

At Bats:	6	Done 4x
Runs Scored:	4	Jared Mang vs. Niagara (2/24/19)
		Connor Mang vs. San Jose St. (3/3/19)
Hits:	4	Tanner Baker vs. Minnesota (2/16/19)
		Jared Mang vs. Minnesota (2/16/19)
		Jeff Deimling vs. San Jose St. (3/3/19)
RBI's:	6	Jeff Deimling vs. San Jose St. (3/3/19)
Doubles:	2	Done 5x
Triples:	1	Done 5x
Home Runs:	2	Jeff Deimling vs. San Jose St. (3/3/19)
Total Bases:	10	Jeff Deimling vs. San Jose St. (3/3/19)
Walks:	3	Done 3x
Strikeouts:	3	Done 2x
Sac Hits:	1	Done 7x
Sac Flies:	1	Done 6x
Stolen Bases:	2	Connor Mang vs. Niagara (2/24/19)
		Hayden Schilling vs. San Jose St. (3/3/19)
Hit-By-Pitch:	1	Done 7x
Caught Stealing:	1	Done 4x

Fielding

Putouts:	13	Derek Marshall Jr. vs. San Jose St. (3/2/19)
Assists:	6	Hayden Schilling vs. San Jose St. (3/2/19)
Errors:	2	Justin Watari vs. Oregon State (2/15/19)
Passed Balls:	1	Reese O'Farrell vs. Oregon State (2/15/19)

Pitching

Innings Pitched:	7.0	Nathaniel Garley vs. Minnesota (2/16/19)
		Justin Slaten (2/23/19)
		Nathaniel Garley (2/23/19)
Runs Allowed:	6	Drew Gillespie vs. San Jose St. (3/3/19)
Earned Runs:	6	Drew Gillespie vs. San Jose St. (3/3/19)
Walks Allowed:	5	Justin Slaten vs. Oregon State (2/15/19)
Strikeouts:	10	Justin Slaten vs. Niagara (2/23/19)
Hits Allowed:	12	Nathaniel Garley vs. San Jose St. (3/2/19)
Doubles Allowed:	2	Brian Coffey vs. Gonzaga (2/17/19)
		Brian Coffey vs. Niagara (2/24/19)
Triples Allowed:	1	Nathaniel Garley vs. Niagara (2/23/19)
		Drew Gillespie vs. San Jose St. (3/3/19)
Homers Allowed:	1	Done 4x
Wild Pitches:	3	Brian Coffey vs. Gonzaga (2/17/19)
Hit Batters:	3	Justin Slaten vs. Niagara (2/23/19)



UNIVERSITY OF NEW MEXICO 2019 BASEBALL



PITCHERS

#2

TRISTIN LIVELY

RHP | 6-1 | 177 | FR | Las Cruces, N.M. (Las Cruces HS)



ERA	W-L-S	APP-GS	IP	R	ER	BB	K	OPP. BA
3.00	1-0-0	3-1	6.0	2	2	7	3	.118

Lively's Single-Game Highs

Innings	Season	5.0 vs. Niagara (2/24/19)
	Career	Same
Longest Start	Season	5.0 vs. Niagara (2/24/19)
	Career	Same
Shortest Start	Season	5.0 vs. Niagara (2/24/19)
	Career	Same
Longest Relief	Season	1.0 vs. Minnesota (2/16/19)
	Career	Same
Hits	Season	1 - done twice
	Career	Same
Runs	Season	2 vs. San Jose St. (3/3/19)
	Career	Same
Earned Runs	Season	2 vs. San Jose St. (3/3/19)
	Career	Same
Walks	Season	3 vs. Niagara (2/24/19)
	Career	Same
Strikeouts	Season	2 vs. Niagara (2/24/19)
	Career	Same

GAME-BY-GAME STATISTICS

Date	OPPONENT	GS	IP	H	R	ER	BB	SO	2B	3B	HR	WP	BK	HBP	IBB	Score	W	L	SV	ERA
Feb 16	Minnesota		1.0	1	0	0	2	1	0	0	0	0	0	0	0	11-1	0	0	0	0.00
Feb 24	NIAGARA-2	*	5.0	1	0	0	3	2	0	0	1	0	0	0	0	7-4	1	0	0	0.00
Mar 03	SAN JOSE STATE		0.0	0	2	2	2	0	0	0	0	0	0	0	0	18-22	1	0	0	3.00
Totals		1	6.0	2	2	2	7	3	0	0	1	0	0	0	0	36-27	1	0	0	3.00

LIVELY'S CAREER STATS AT UNM

Year	era	w-l	app	qs	cq	sho	sv	ip	h	r	er	bb	so	2b	3b	hr	bf	bavg	wp	hbp	bk	sfa	sha
2019	3.00	1-0	3	1	0	0/0	0	6.0	2	2	2	7	3	0	0	0	24	.118	1	0	0	0	0
TOTAL	3.00	1-0	3	1	0	0/0	0	6.0	2	2	2	7	3	0	0	0	24	.118	1	0	0	0	0



UNIVERSITY OF NEW MEXICO 2019 BASEBALL



PITCHERS

#12

BLAKE WALDEN

RHP | 6-1 | 204 | SR | Lubbock, Texas (Texas State)



ERA	W-L-S	APP-GS	IP	R	ER	BB	K	OPP. BA
1.59	0-0-0	5-0	5.2	6	1	3	2	.200

Walden's Single-Game Highs

Innings	Season	1.2 vs. San Jose St. (3/2/19)
	Career	Same
Longest Start	Season	
	Career	
Shortest Start	Season	
	Career	
Longest Relief	Season	1.2 vs. San Jose St. (3/3/19)
	Career	Same
Hits	Season	2 vs. Niagara (2/23/19)
	Career	Same
Runs	Season	3 vs. Niagara (2/23/19)
	Career	Same
Earned Runs	Season	1 vs. San Jose St. (3/2/19)
	Career	Same
Walks	Season	1 - done three times
	Career	Same
Strikeouts	Season	1 - done twice
	Career	Same

GAME-BY-GAME STATISTICS

Date	OPPONENT	GS	IP	H	R	ER	BB	SO	2B	3B	HR	WP	BK	HBP	IBB	Score	W	L	SV	ERA
Feb 15	Oregon State	1.0	0	2	0	1	0	0	0	0	0	0	0	1	0	5-6	0	0	0	0.00
Feb 23	NIAGARA-1	1.0	1	0	0	0	0	0	0	0	0	0	0	0	0	3-5	0	0	0	0.00
Feb 23	NIAGARA-2	1.0	2	3	0	1	1	0	0	0	0	0	0	1	0	5-3	0	0	0	0.00
Feb 27	Arizona	1.0	0	0	0	0	1	0	0	0	0	0	0	0	0	5-4	0	0	0	0.00
Mar 02	SAN JOSE STATE	1.2	1	1	1	1	0	0	0	0	0	0	0	0	0	7-6	0	0	0	1.59
Totals		0	5.2	4	6	1	3	2	0	0	0	0	0	2	0	25-24	0	0	0	1.59

WALDEN'S CAREER STATS AT UNM

Year	era	w-l	app	qs	cq	sho	sv	ip	h	r	er	bb	so	2b	3b	hr	bf	bavg	wp	hbp	bk	sfa	sha
2019	1.59	0-0	5	0	0	0/0	0	5.2	4	6	1	3	2	0	0	0	27	.200	0	2	0	1	1
TOTAL	1.59	0-0	5	0	0	0/0	0	5.2	4	6	1	3	2	0	0	0	27	.200	0	2	0	1	1



UNIVERSITY OF NEW MEXICO 2019 BASEBALL



PITCHERS

#17

JACK MURANO

RHP | 6-7 | 185 | FR | Rio Rancho, N.M. (Cleveland HS)



ERA	W-L-S	APP-GS	IP	R	ER	BB	K	OPP. BA
13.50	0-0-0	1-0	0.2	1	1	3	0	.500

Murano's Single-Game Highs

Innings	Season	0.2 vs. Oregon State (2/18/19)
	Career	Same
Longest Start	Season	
	Career	
Shortest Start	Season	
	Career	
Longest Relief	Season	0.2 vs. Oregon State (2/18/19)
	Career	Same
Hits	Season	1 vs. Oregon State (2/18/19)
	Career	Same
Runs	Season	1 vs. Oregon State (2/18/19)
	Career	Same
Earned Runs	Season	1 vs. Oregon State (2/18/19)
	Career	Same
Walks	Season	3 vs. Oregon State (2/18/19)
	Career	Same
Strikeouts	Season	
	Career	

GAME-BY-GAME STATISTICS

Date	OPPONENT	GS	IP	H	R	ER	BB	SO	2B	3B	HR	WP	BK	HBP	IBB	Score	W	L	SV	ERA
Feb 18	Oregon State		0.2	1	1	1	3	0	0	0	0	1	0	0	1	0-5	0	0	0	13.50
Totals		0	0.2	1	1	1	3	0	0	0	0	1	0	0	1	0-5	0	0	0	13.50

MURANO'S CAREER STATS AT UNM

Year	era	w-l	app	qs	cq	sho	sv	ip	h	r	er	bb	so	2b	3b	hr	bf	bavg	wp	hbp	bk	sfa	sha
2019	13.50	0-0	1	0	0	0/0	0	0.2	1	1	1	3	0	0	0	0	6	.500	1	0	0	1	0
TOTAL	13.50	0-0	1	0	0	0/0	0	0.2	1	1	1	3	0	0	0	0	6	.500	1	0	0	1	0



UNIVERSITY OF NEW MEXICO 2019 BASEBALL



PITCHERS

#18

MATT FOSTER

LHP | 6-3 | 207 | FR | Plano, Texas (Plano Senior HS)



ERA	W-L-S	APP-GS	IP	R	ER	BB	K	OPP. BA
...

Foster's Single-Game Highs

Innings	Season _____
	Career _____
Longest Start	Season _____
	Career _____
Shortest Start	Season _____
	Career _____
Longest Relief	Season _____
	Career _____
Hits	Season _____
	Career _____
Runs	Season _____
	Career _____
Earned Runs	Season _____
	Career _____
Walks	Season _____
	Career _____
Strikeouts	Season _____
	Career _____

GAME-BY-GAME STATISTICS

Date	OPPONENT	GS	IP	H	R	ER	BB	SO	2B	3B	HR	WP	BK	HBP	IBB	Score	W	L	SV	ERA
Totals																				

FOSTER'S CAREER STATS AT UNM



UNIVERSITY OF NEW MEXICO 2019 BASEBALL



PITCHERS

#21

KENNETH WALLER

LHP | 6-2 | 218 | SO | Fort Worth, Texas (Weatherford College)



ERA	W-L-S	APP-GS	IP	R	ER	BB	K	OPP. BA
6.75	1-0-0	2-0	2.2	2	2	2	2	.273

Waller's Single-Game Highs

Innings	Season	1.2 vs. Gonzaga (2/17/19)
	Career	Same
Longest Start	Season	
	Career	
Shortest Start	Season	
	Career	
Longest Relief	Season	1.2 vs. Gonzaga (2/17/19)
	Career	Same
Hits	Season	2 vs. Gonzaga (2/17/19)
	Career	Same
Runs	Season	2 vs. Niagara (2/24/19)
	Career	Same
Earned Runs	Season	2 vs. Niagara (2/24/19)
	Career	Same
Walks	Season	2 vs. Niagara (2/24/19)
	Career	Same
Strikeouts	Season	1 - done twice
	Career	Same

GAME-BY-GAME STATISTICS

Date	OPPONENT	GS	IP	H	R	ER	BB	SO	2B	3B	HR	WP	BK	HBP	IBB	Score	W	L	SV	ERA
Feb 17	Gonzaga		1.2	2	0	0	0	1	0	0	0	0	0	0	0	6-4	1	0	0	0.00
Feb 24	NIAGARA-2		1.0	1	2	2	2	1	0	0	0	2	0	0	0	7-4	1	0	0	6.75
Totals		0	2.2	3	2	2	2	2	0	0	0	2	0	0	0	13-8	1	0	0	6.75

WALLER'S CAREER STATS AT UNM

Year	era	w-l	app	gs	cq	sho	sv	ip	h	r	er	bb	so	2b	3b	hr	bf	bavg	wp	hbp	bk	sfa	sha
2019	6.75	1-0	2	0	0	0/0	0	2.2	3	2	2	2	2	0	0	0	14	.273	2	0	0	1	0
TOTAL	6.75	1-0	2	0	0	0/0	0	2.2	3	2	2	2	2	0	0	0	14	.273	2	0	0	1	0



UNIVERSITY OF NEW MEXICO 2019 BASEBALL



PITCHERS

#23

NICO GARZA

RHP | 5-11 | 189 | JR | Lubbock, Texas (Cisco JC)



ERA	W-L-S	APP-GS	IP	R	ER	BB	K	OPP. BA
4.50	0-0-0	4-0	6.0	3	3	1	4	.273

Garza's Single-Game Highs

Innings	Season	2.2 vs. San Jose St. (3/3/19)
	Career	Same
Longest Start	Season	
	Career	
Shortest Start	Season	
	Career	
Longest Relief	Season	2.2 vs. San Jose St. (3/3/19)
	Career	Same
Hits	Season	4 vs. San Jose St. (3/3/19)
	Career	Same
Runs	Season	2 vs. San Jose St. (3/3/19)
	Career	Same
Earned Runs	Season	2 vs. San Jose St. (3/3/19)
	Career	Same
Walks	Season	1 vs. Minnesota (2/16/19)
	Career	Same
Strikeouts	Season	3 vs. Minnesota (2/16/19)
	Career	Same

GAME-BY-GAME STATISTICS

Date	OPPONENT	GS	IP	H	R	ER	BB	SO	2B	3B	HR	WP	BK	HBP	IBB	Score	W	L	SV	ERA
Feb 16	Minnesota	1.0	0	0	0	0	1	3	0	0	0	0	0	0	0	11-1	0	0	0	0.00
Feb 24	NIAGARA-2	1.2	2	1	1	0	0	0	0	0	0	0	0	0	0	7-4	0	0	0	3.38
Mar 01	SAN JOSE STATE	0.2	0	0	0	0	0	0	0	0	0	0	0	0	0	14-2	0	0	0	2.70
Mar 03	SAN JOSE STATE	2.2	4	2	2	0	1	1	0	1	1	0	1	0	0	18-22	0	0	0	4.50
Totals		0	6.0	6	3	3	1	4	1	0	1	1	0	1	0	50-29	0	0	0	4.50

GARZA'S CAREER STATS AT UNM

Year	era	w-l	app	qs	cq	sho	sv	ip	h	r	er	bb	so	2b	3b	hr	bf	bavg	wo	hbp	bk	sfa	sha
2019	4.50	0-0	4	0	0	0/0	0	6.0	6	3	3	1	4	1	0	1	26	.273	1	1	0	2	0
TOTAL	4.50	0-0	4	0	0	0/0	0	6.0	6	3	3	1	4	1	0	1	26	.273	1	1	0	2	0



UNIVERSITY OF NEW MEXICO 2019 BASEBALL



PITCHERS

#25

DREW MARRUFO

RHP | 6-1 | 202 | RsFR | Santa Teresa, N.M. (Santa Teresa HS)



ERA	W-L-S	APP-GS	IP	R	ER	BB	K	OPP. BA
3.00	0-0-0	3-0	3.0	1	1	1	2	.357

Marrufo's Single-Game Highs

Innings	Season	1.0 - done three times
	Career	Same
Longest Start	Season	
	Career	
Shortest Start	Season	
	Career	
Longest Relief	Season	1.0 - done three times
	Career	Same
Hits	Season	2 - done twice
	Career	Same
Runs	Season	1 vs. Oregon State (2/18/19)
	Career	Same
Earned Runs	Season	1 vs. Oregon State (2/18/19)
	Career	Same
Walks	Season	1 vs. Oregon State (2/18/19)
	Career	Same
Strikeouts	Season	1 - done twice
	Career	Same

GAME-BY-GAME STATISTICS

Date	OPPONENT	GS	IP	H	R	ER	BB	SO	2B	3B	HR	WP	BK	HBP	IBB	Score	W	L	SV	ERA
Feb 18	Oregon State		1.0	2	1	1	1	1	1	0	0	0	0	0	0	0-5	0	0	0	9.00
Feb 24	NIAGARA-1		1.0	2	0	0	0	0	0	0	0	1	0	0	0	13-3	0	0	0	4.50
Mar 01	SAN JOSE STATE		1.0	1	0	0	0	1	0	0	0	1	0	0	0	14-2	0	0	0	3.00
Totals		0	3.0	5	1	1	1	2	1	0	0	2	0	0	0	27-10	0	0	0	3.00

MARRUFO'S CAREER STATS AT UNM

Year	era	w-l	app	qs	cq	sho	sv	ip	h	r	er	bb	so	2b	3b	hr	bf	bavg	wp	hbp	bk	sfa	sha
2019	3.00	0-0	3	0	0	0/0	0	3.0	5	1	1	1	2	1	0	0	16	.357	2	0	0	1	0
TOTAL	3.00	0-0	3	0	0	0/0	0	3.0	5	1	1	1	2	1	0	0	16	.357	2	0	0	1	0



UNIVERSITY OF NEW MEXICO 2019 BASEBALL



PITCHERS

#29

CHAD SMITH

RHP | 6-4 | 210 | SR | Albuquerque, N.M. (La Cueva HS)



ERA	W-L-S	APP-GS	IP	R	ER	BB	K	OPP. BA
7.94	0-1-0	4-0	5.2	5	5	9	6	.227

Smith's Single-Game Highs

Innings	Season	3.0 vs. Gonzaga (2/17/19)
	Career	3.1 vs. NMSU (5/2/17)
Longest Start	Season	
	Career	
Shortest Start	Season	
	Career	
Longest Relief	Season	3.0 vs. Gonzaga (2/17/19)
	Career	3.1 vs. NMSU (5/2/17)
Hits	Season	2 vs. San Jose St. (3/3/19)
	Career	6 at Nevada (4/13/18)
Runs	Season	3 vs. Niagara (2/23/19)
	Career	6 vs. Arizona (4/2/18)
Earned Runs	Season	3 vs. Niagara (2/23/19)
	Career	6 vs. Arizona (4/2/18)
Walks	Season	4 vs. San Jose St. (3/1/19)
	Career	4 - done twice
Strikeouts	Season	2 - done twice
	Career	4 vs. Oregon St. (2/16/18)

GAME-BY-GAME STATISTICS

Date	OPPONENT	GS	IP	H	R	ER	BB	SO	2B	3B	HR	WP	BK	HBP	IBB	Score	W	L	SV	ERA
Feb 17	Gonzaga	3.0	1	0	0	2	2	0	0	0	0	0	1	0	0	6-4	0	0	0	0.00
Feb 23	NIAGARA-1	0.1	1	3	3	2	1	0	0	0	0	0	0	0	0	3-5	0	1	0	8.10
Mar 01	SAN JOSE STATE	1.1	1	1	1	4	1	1	0	0	0	0	0	0	0	14-2	0	1	0	7.71
Mar 03	SAN JOSE STATE	1.0	2	1	1	1	2	1	0	0	0	0	0	0	0	18-22	0	1	0	7.94
Totals		0	5.2	5	5	5	9	6	2	0	0	0	0	1	0	41-33	0	1	0	7.94

SMITH'S CAREER STATS AT UNM

Year	era	w-l	app	qs	cq	sho	sv	ip	h	r	er	bb	so	2b	3b	hr	bf	bavg	wp	hbp	bk	sfa	sha
2017	17.69	0-1	16	0	0	0/0	0	9.2	23	19	19	5	6	3	0	1	57	.451	2	1	0	0	0
2018	9.78	0-0	17	0	0	0/1	0	23.0	37	29	25	18	10	8	1	2	122	.394	4	5	1	3	2
2019	7.94	0-1	4	0	0	0/0	0	5.2	5	5	5	9	6	2	0	0	32	.227	0	1	0	0	0
TOTAL	11.50	0-2	37	0	0	0/1	0	38.1	65	53	49	32	22	13	1	3	211	.389	6	7	1	3	2



UNIVERSITY OF NEW MEXICO 2019 BASEBALL



PITCHERS

#30

JACK WHITE

RHP | 6-3 | 195 | RsFR | Albuquerque, N.M. (Cibola HS)



ERA	W-L-S	APP-GS	IP	R	ER	BB	K	OPP. BA
3.86	1-0-0	3-0	2.1	2	1	0	1	.125

White's Single-Game Highs

Innings	Season	11 vs. Oregon State (2-18-19)
	Career	Same
Longest Start	Season	
	Career	
Shortest Start	Season	
	Career	
Longest Relief	Season	11 vs. Oregon State (2-18-19)
	Career	Same
Hits	Season	1 vs. San Jose St. (3/3/19)
	Career	Same
Runs	Season	2 vs. San Jose St. (3/3/19)
	Career	Same
Earned Runs	Season	1 vs. San Jose St. (3/3/19)
	Career	Same
Walks	Season	
	Career	
Strikeouts	Season	1 at Arizona (2/27/19)
	Career	Same

GAME-BY-GAME STATISTICS

Date	OPPONENT	GS	IP	H	R	ER	BB	SO	2B	3B	HR	WP	BK	HBP	IBB	Score	W	L	SV	ERA
Feb 18	Oregon State	1	0	0	0	0	0	0	0	0	0	0	0	0	0	0-5	0	0	0	0.00
Feb 27	Arizona	1	0	0	0	0	1	0	0	0	0	0	0	0	0	5-4	1	0	0	0.00
Mar 03	SAN JOSE STATE	0	1	2	1	0	0	0	0	0	0	0	0	0	0	18-22	1	0	0	3.86
Totals		0	2.1	1	2	1	0	1	0	0	0	0	0	0	0	23-31	1	0	0	3.86

WHITE'S CAREER STATS AT UNM

Year	era	w-l	app	qs	cg	sho	sv	ip	h	r	er	bb	so	2b	3b	hr	bf	bavg	wp	hbp	bk	sfa	sha
2019	3.86	1-0	3	0	0	0/0	0	2.1	1	2	1	0	1	0	0	0	9	.125	0	0	0	0	1
TOTAL	3.86	1-0	3	0	0	0/0	0	2.1	1	2	1	0	1	0	0	0	9	.125	0	0	0	0	1



UNIVERSITY OF NEW MEXICO

2019 BASEBALL



PITCHERS

#32

MALACHI EMOND

RHP | 6-3 | 233 | SR | Coventry, Conn. (Western Oklahoma JC)



ERA	W-L-S	APP-GS	IP	R	ER	BB	K	OPP. BA
6.48	1-1-3	7-0	8.1	7	6	3	11	.368

Emond's Single-Game Highs

Innings	Season	2.0 vs. Oregon State (2/15/19)
	Career	4.2 vs. Fresno St. (4/7/18)
Longest Start	Season	
	Career	
Shortest Start	Season	
	Career	
Longest Relief	Season	2.0 vs. Oregon State (2/15/19)
	Career	4.2 vs. Fresno St. (4/7/18)
Hits	Season	5 vs. Oregon State (2/15/19)
	Career	Same
Runs	Season	4 vs. Oregon State (2/15/19)
	Career	Same
Earned Runs	Season	3 vs. Oregon State (2/15/19)
	Career	3 - done twice
Walks	Season	2 vs. Oregon State (2/15/19)
	Career	4 vs. Air Force (3/24/18)
Strikeouts	Season	3 vs. Niagara (2/24/19)
	Career	5 - done twice

GAME-BY-GAME STATISTICS

Date	OPPONENT	GS	IP	H	R	ER	BB	SO	2B	3B	HR	WP	BK	HBP	IBB	Score	W	L	SV	ERA
Feb 15	Oregon State		2.0	5	4	3	2	2	1	0	0	0	0	0	0	5-6	0	1	0	13.50
Feb 17	Gonzaga		1.0	0	0	0	0	1	0	0	0	0	0	0	0	6-4	0	1	1	9.00
Feb 23	NIAGARA-1		0.2	2	1	1	1	1	0	0	0	0	0	0	0	3-5	0	1	1	9.82
Feb 24	NIAGARA-2		1.1	2	1	1	0	3	1	0	0	0	0	0	0	7-4	0	1	2	9.00
Feb 27	Arizona		1.0	1	0	0	0	1	0	0	0	0	0	0	0	5-4	0	1	3	7.50
Mar 02	SAN JOSE STATE		1.1	2	0	0	0	2	0	0	0	0	0	0	0	7-6	1	1	3	6.14
Mar 03	SAN JOSE STATE		1.0	2	1	1	0	1	0	0	0	0	0	0	0	18-22	1	1	3	6.48
Totals		0	8.1	14	7	6	3	11	2	0	0	0	0	0	0	51-51	1	1	3	6.48

EMOND'S CAREER STATS AT UNM

Year	era	w-l	app	qs	cq	sho	sv	ip	h	r	er	bb	so	2b	3b	hr	bf	bavg	wo	hbp	bk	sfa	sha
2018	2.72	3-2	26	0	0	0/0	2	39.2	30	15	12	18	56	6	2	1	167	.211	6	3	0	1	3
2019	6.48	1-1	7	0	0	0/0	3	8.1	14	7	6	3	11	2	0	0	42	.368	0	0	0	1	0
TOTAL	3.38	4-3	33	0	0	0/0	5	48.0	44	22	18	21	67	8	2	1	209	.244	6	3	0	2	3



UNIVERSITY OF NEW MEXICO 2019 BASEBALL



PITCHERS

#37

TREVOR RILEY

RHP | 6-2 | 175 | FR | Poway, Calif. (Poway HS)



ERA	W-L-S	APP-GS	IP	R	ER	BB	K	OPP. BA
...

Riley's Single-Game Highs

Innings	Season _____ Career _____
Longest Start	Season _____ Career _____
Shortest Start	Season _____ Career _____
Longest Relief	Season _____ Career _____
Hits	Season _____ Career _____
Runs	Season _____ Career _____
Earned Runs	Season _____ Career _____
Walks	Season _____ Career _____
Strikeouts	Season _____ Career _____

GAME-BY-GAME STATISTICS

Date	OPPONENT	GS	IP	H	R	ER	BB	SO	2B	3B	HR	WP	BK	HBP	IBB	Score	W	L	SV	ERA
Totals																				

RILEY'S CAREER STATS AT UNM



UNIVERSITY OF NEW MEXICO 2019 BASEBALL



PITCHERS

#40

BRIAN COFFEY

LHP | 6-1 | 221 | JR | Las Vegas, Nev. (Bishop Gorman HS)



ERA	W-L-S	APP-GS	IP	R	ER	BB	K	OPP. BA
8.25	1-1-0	3-3	12.0	11	11	8	5	.367

Coffey's Single-Game Highs

Innings	Season	6.0 vs. Niagara (2/24/19)
	Career	Same
Longest Start	Season	6.0 vs. Niagara (2/24/19)
	Career	Same
Shortest Start	Season	2.2 vs. San Jose St. (3/3/19)
	Career	2.1 vs. Texas Tech (4/17/18)
Longest Relief	Season	
	Career	2.2 vs. NMSU (4/10/18)
Hits	Season	9 vs. Niagara (2/24/19)
	Career	Same
Runs	Season	4 - done twice
	Career	6 vs. Texas Tech (4/17/18)
Earned Runs	Season	4 - done twice
	Career	5 vs. Texas Tech (4/17/18)
Walks	Season	4 vs. Gonzaga (2/17/19)
	Career	Same
Strikeouts	Season	3 vs. Niagara (2/24/19)
	Career	3 - done four times

GAME-BY-GAME STATISTICS

Date	OPPONENT	GS	IP	H	R	ER	BB	SO	2B	3B	HR	WP	BK	HBP	IBB	Score	W	L	SV	ERA
Feb 17	Gonzaga	*	3.1	3	4	4	4	0	2	0	0	3	0	0	0	6-4	0	0	0	10.80
Feb 24	NIAGARA-1	*	6.0	9	3	3	1	3	2	0	0	0	0	0	0	13-3	1	0	0	6.75
Mar 03	SAN JOSE STATE	*	2.2	6	4	4	3	2	1	0	1	1	0	1	2	18-22	1	1	0	8.25
Totals		3	12.0	18	11	11	8	5	5	0	1	4	0	1	2	37-29	1	1	0	8.25

COFFEY'S CAREER STATS AT UNM

Year	era	w-l	app	gs	cq	sho	sv	ip	h	r	er	bb	so	2b	3b	hr	bf	bavg	wp	hbp	bk	sfa	sha
2017	7.20	0-0	6	0	0	0/0	0	5.0	9	4	4	2	3	1	0	0	24	.409	0	0	0	0	0
2018	6.67	0-1	22	1	0	0/0	0	27.0	46	23	20	9	25	10	1	2	134	.380	3	1	0	0	3
2019	8.25	1-1	3	3	0	0/0	0	12.0	18	11	11	8	5	5	0	1	60	.367	4	1	0	1	1
TOTAL	7.16	1-2	31	4	0	0/0	0	44.0	73	38	35	19	33	16	1	3	218	.380	7	2	0	1	4



UNIVERSITY OF NEW MEXICO 2019 BASEBALL



PITCHERS

#41

KYLE CONLEY

LHP | 5-9 | 173 | FR | Spring, Texas (Spring HS)



ERA	W-L-S	APP-GS	IP	R	ER	BB	K	OPP. BA
...

Conley's Single-Game Highs

Innings	Season _____
	Career _____
Longest Start	Season _____
	Career _____
Shortest Start	Season _____
	Career _____
Longest Relief	Season _____
	Career _____
Hits	Season _____
	Career _____
Runs	Season _____
	Career _____
Earned Runs	Season _____
	Career _____
Walks	Season _____
	Career _____
Strikeouts	Season _____
	Career _____

GAME-BY-GAME STATISTICS

Date	OPPONENT	GS	IP	H	R	ER	BB	SO	2B	3B	HR	WP	BK	HBP	IBB	Score	W	L	SV	ERA
Totals																				

CONLEY'S CAREER STATS AT UNM



UNIVERSITY OF NEW MEXICO 2019 BASEBALL



PITCHERS

#43

KEVIN CONLEY

RHP | 5-9 | FR | 155 | Spring, Texas (Spring HS)



ERA	W-L-S	APP-GS	IP	R	ER	BB	K	OPP. BA
...

Conley's Single-Game Highs

Innings	Season _____ Career _____
Longest Start	Season _____ Career _____
Shortest Start	Season _____ Career _____
Longest Relief	Season _____ Career _____
Hits	Season _____ Career _____
Runs	Season _____ Career _____
Earned Runs	Season _____ Career _____
Walks	Season _____ Career _____
Strikeouts	Season _____ Career _____

GAME-BY-GAME STATISTICS

Date	OPPONENT	GS	IP	H	R	ER	BB	SO	2B	3B	HR	WP	BK	HBP	IBB	Score	W	L	SV	ERA
Totals																				

CONLEY'S CAREER STATS AT UNM



UNIVERSITY OF NEW MEXICO

2019 BASEBALL



HITTERS

#3

HAYDEN SCHILLING

INF | L/R | 5-11 | 190 | SR | Santee, Calif. (West Hills HS)



AVG.	H-AB	R	2B	3B	HR	RBI	SLG%	OB%
.354	17-48	12	5	2	0	13	.542	.448

Schilling's Single-Game Highs

Hits	Season	3 vs. Gonzaga (2/17/19)
	Career	4 - done five times
Runs	Season	3 vs. San Jose St. (3/3/19)
	Career	4 vs. Fresno St. (3/31/17)
Doubles	Season	2 vs. Minnesota (2/16/19)
	Career	2 - done four times
Triples	Season	1 - done twice
	Career	1 - done four times
Home Runs	Season	
	Career	1 - done three times
RBI's	Season	5 vs. San Jose St. (3/1/19)
	Career	Same
Walks	Season	2 - done three times
	Career	3 at Air Force (5/11/18)
Stolen Bases	Season	2 vs. San Jose St. (3/3/19)
	Career	Same

GAME-BY-GAME STATISTICS

Date	OPPONENT	GS	AB	R	H	RBI	2B	3B	HR	BB	IBB	SB	CS	HBP	SAC	SF	GDP	K	PO	A	E	Avg
Feb 15	Oregon State	*	3	1	1	0	0	0	2	0	0	0	0	0	0	0	0	1	1	1	0	.333
Feb 16	Minnesota	*	5	1	2	1	2	0	0	0	0	0	1	0	0	1	0	0	0	2	0	.375
Feb 17	Gonzaga	*	4	0	3	1	0	0	0	0	0	0	0	0	0	0	0	0	0	1	0	.500
Feb 18	Oregon State	*	3	0	0	0	0	0	0	0	0	0	0	0	1	0	0	2	0	0	5	.400
Feb 23	NIAGARA-1	*	4	1	2	2	0	1	0	0	0	0	0	0	0	0	0	0	0	4	0	.421
Feb 23	NIAGARA-2	*	4	1	0	0	0	0	0	0	0	0	0	0	0	0	1	1	1	2	0	.348
Feb 24	NIAGARA-1	*	5	2	1	1	1	0	0	0	0	1	0	0	0	0	0	0	1	2	0	.321
Feb 24	NIAGARA-2	*	3	1	0	1	0	0	0	1	0	0	0	0	0	1	0	0	2	5	0	.290
Feb 27	Arizona	*	5	1	2	0	1	0	0	0	0	0	0	0	0	0	0	0	4	2	0	.306
Mar 01	SAN JOSE STATE	*	4	1	2	5	0	1	0	2	0	1	0	0	0	0	0	1	1	5	0	.325
Mar 02	SAN JOSE STATE	*	5	0	2	1	1	0	0	0	0	0	1	0	0	0	0	0	2	6	0	.333
Mar 03	SAN JOSE STATE	*	3	3	2	0	0	0	0	2	0	2	0	1	0	0	0	0	1	2	0	.354
Totals		12	48	12	17	13	5	2	0	7	0	4	1	2	1	1	2	5	13	37	0	.354

SCHILLING'S CAREER STATS AT UNM

Year	avg	gp-gs	ab	r	h	2b	3b	hr	rbi	tb	slg%	bb	hbp	so	gdp	ob%	sf	sh	sb-att	po	a	e	fld%
2015	.250	26-19	76	13	19	5	0	0	14	24	.316	10	1	13	2	.341	1	1	2-5	37	68	4	.963
2017	.317	48-42	161	35	51	9	1	2	30	68	.422	24	5	25	1	.415	3	6	8-14	76	94	8	.955
2018	.348	49-46	178	33	62	15	1	1	30	82	.461	27	8	19	2	.453	1	3	4-8	27	93	12	.909
2019	.354	12-12	48	12	17	5	2	0	13	26	.542	7	2	5	2	.448	1	1	4-5	13	37	0	1.000
TOTAL	.322	135-119	463	93	149	34	4	3	87	200	.432	68	16	62	7	.421	6	11	18-32	153	292	24	.949



UNIVERSITY OF NEW MEXICO 2019 BASEBALL



HITTERS

#4

REESE O'FARRELL

C | R/R | 6-1 | 200 | JR | Burlington, Ontario (Howard College)



AVG.	H-AB	R	2B	3B	HR	RBI	SLG%	OB%
.194	7-36	4	1	0	0	4	.222	.310

O'Farrell's Single-Game Highs

Hits	Season	1 - done seven times
	Career	Same
Runs	Season	2 vs. Niagara (2/24/19)
	Career	Same
Doubles	Season	1 vs. Niagara (2/24/19)
	Career	
Triples	Season	
	Career	
Home Runs	Season	
	Career	
RBI's	Season	3 vs. San Jose St. (3/1/19)
	Career	Same
Walks	Season	2 vs. Niagara (2/24/19)
	Career	Same
Stolen Bases	Season	
	Career	

GAME-BY-GAME STATISTICS

Date	OPPONENT	GS	AB	R	H	RBI	2B	3B	HR	BB	IBB	SB	CS	HBP	SAC	SF	GDP	K	PO	A	E	Avg
Feb 15	Oregon State	*	4	0	0	0	0	0	0	0	0	0	0	0	0	0	0	0	7	0	0	.000
Feb 16	Minnesota	*	3	1	0	0	0	0	1	0	0	0	0	0	1	0	0	0	10	0	0	.000
Feb 17	Gonzaga	*	4	0	1	0	0	0	0	0	0	0	0	0	0	0	0	0	6	1	0	.091
Feb 18	Oregon State	*	2	0	0	0	0	0	0	0	0	0	0	0	1	0	0	1	4	0	0	.077
Feb 23	NIAGARA-1	*	4	0	1	0	0	0	0	0	0	0	0	0	0	0	0	0	12	1	1	.118
Feb 23	NIAGARA-2	*	3	0	1	0	0	0	0	0	0	0	0	0	0	0	0	1	12	0	1	.150
Feb 24	NIAGARA-1	*	2	2	1	0	1	0	0	2	0	0	0	0	0	0	0	0	2	1	1	.182
Feb 24	NIAGARA-2	*	0	0	0	0	0	0	1	0	0	0	0	1	0	0	0	0	1	1	0	.182
Feb 27	Arizona	*	4	0	1	0	0	0	0	0	0	0	0	0	0	0	0	0	6	0	0	.192
Mar 01	SAN JOSE STATE	*	4	1	1	3	0	0	1	0	0	0	0	0	0	0	0	0	10	0	1	.200
Mar 02	SAN JOSE STATE	*	4	0	1	1	0	0	0	0	0	0	0	0	0	0	0	0	2	1	0	.206
Mar 03	SAN JOSE STATE	*	2	0	0	0	0	0	0	0	0	0	0	0	0	0	0	0	3	0	0	.194
Totals		12	36	4	7	4	1	0	0	5	0	0	0	1	2	0	0	2	75	5	4	.194

O'FARRELL'S CAREER STATS AT UNM

Year	avg	gp-gs	ab	r	h	2b	3b	hr	rbi	tb	slg%	bb	hbp	so	gdp	ob%	sf	sh	sb-att	po	a	e	fld%
2019	.194	12-12	36	4	7	1	0	0	4	8	.222	5	1	2	0	.310	0	2	0-0	75	5	4	.952
TOTAL	.194	12-12	36	4	7	1	0	0	4	8	.222	5	1	2	0	.310	0	2	0-0	75	5	4	.952



UNIVERSITY OF NEW MEXICO 2019 BASEBALL



HITTERS

#5

JUSTIN WATARI

INF | L/R | 5-6 | 158 | JR | Roseville, Calif. (Woodcreek HS)



AVG.	H-AB	R	2B	3B	HR	RBI	SLG%	OB%
.311	14-45	15	1	1	0	3	.378	.448

Watari's Single-Game Highs

Hits	Season	3 vs. Niagara (2/24/19)
	Career	4 - done twice
Runs	Season	3 - done twice
	Career	3 - done eight times
Doubles	Season	1 at Arizona (2/27/19)
	Career	2 vs. UNLV (4/21/18)
Triples	Season	1 vs. San Jose St. (3/3/19)
	Career	1 - done three times
Home Runs	Season	
	Career	1 vs. UC Davis (5/20/18)
RBI's	Season	1 - done three times
	Career	3 at Grand Caynon (4/25/18)
Walks	Season	3 vs. Minnesota (2/16/19)
	Career	3 - done four times
Stolen Bases	Season	1 - done three times
	Career	2 at San Jose St. (4/29/18)

GAME-BY-GAME STATISTICS

Date	OPPONENT	GS	AB	R	H	RBI	2B	3B	HR	BB	IBB	SB	CS	HBP	SAC	SF	GDP	K	PO	A	E	Avg
Feb 15	Oregon State	*	4	0	1	0	0	0	0	0	0	0	0	0	1	0	0	0	0	1	2	.250
Feb 16	Minnesota	*	3	3	2	1	0	0	3	0	0	0	0	0	0	0	0	1	3	3	0	.429
Feb 17	Gonzaga	*	2	1	0	0	0	0	0	1	0	0	0	0	1	0	0	0	2	5	1	.333
Feb 18	Oregon State	*	3	0	0	0	0	0	1	0	0	0	0	0	0	0	0	0	1	2	0	.250
Feb 23	NIAGARA-1	*	5	1	2	0	0	0	0	0	0	0	0	0	0	0	0	0	1	1	0	.294
Feb 23	NIAGARA-2	*	3	1	1	0	0	0	1	0	0	0	0	0	0	0	0	0	1	3	0	.300
Feb 24	NIAGARA-1	*	4	3	3	1	0	0	0	0	0	1	0	0	0	1	0	0	1	3	0	.375
Feb 24	NIAGARA-2	*	5	1	1	0	0	0	0	0	0	0	0	0	0	0	0	0	2	4	0	.345
Feb 27	Arizona	*	5	0	1	1	1	0	0	0	0	0	0	0	0	0	1	1	0	2	0	.324
Mar 01	SAN JOSE STATE	*	4	2	1	0	0	0	2	0	1	0	0	0	0	0	0	3	2	2	0	.316
Mar 02	SAN JOSE STATE	*	3	1	0	0	0	0	2	0	0	0	0	0	0	0	0	0	1	2	0	.293
Mar 03	SAN JOSE STATE	*	4	2	2	0	0	1	0	2	0	1	0	0	0	0	0	0	1	2	0	.311
Totals		12	45	15	14	3	1	1	0	12	0	3	0	0	2	1	1	5	15	30	3	.311

WATARI'S CAREER STATS AT UNM

Year	avg	gp-gs	ab	r	h	2b	3b	hr	rbi	tb	slg%	bb	hbp	so	gdp	ob%	sf	sh	sb-alt	po	a	e	fld%
2017	.268	35-26	82	29	22	4	0	0	12	26	.317	32	1	22	1	.474	1	1	1-2	32	79	4	.965
2018	.321	46-44	159	35	51	11	2	1	25	69	.434	33	1	15	5	.438	1	12	6-8	67	123	6	.969
2019	.311	12-12	45	15	14	1	1	0	3	17	.378	12	0	5	1	.448	1	2	3-3	15	30	3	.938
TOTAL	.304	93-82	286	79	87	16	3	1	40	112	.392	77	2	42	7	.451	3	15	10-13	114	232	13	.964



UNIVERSITY OF NEW MEXICO 2019 BASEBALL



HITTERS

#6

BRAYDEN MERRITT

OF | L/R | 5-9 | 175 | SO | Chandler, Ariz. (Hamilton HS)



AVG.	H-AB	R	2B	3B	HR	RBI	SLG%	OB%
.200	5-25	6	0	0	0	1	.200	.323

Merritt's Single-Game Highs

Hits	Season	2 - done twice
	Career	4 vs. UNLV (4/22/18)
Runs	Season	1 - done five times
	Career	3 vs. Nevada (3/3/18)
Doubles	Season	1 - done seven times
	Career	
Triples	Season	
	Career	
Home Runs	Season	1 - done twice
	Career	
RBI's	Season	1 vs. San Jose St. (3/1/19)
	Career	2 - done four times
Walks	Season	1 - done five times
	Career	1 - done 15 times
Stolen Bases	Season	
	Career	1 - done twice

GAME-BY-GAME STATISTICS

Date	OPPONENT	GS	AB	R	H	RBI	2B	3B	HR	BB	IBB	SB	CS	HBP	SAC	SF	GDP	K	PO	A	E	Avg
Feb 15	Oregon State	*	3	1	1	0	0	0	0	1	0	0	0	0	0	0	0	1	2	0	0	.333
Feb 16	Minnesota	*	5	1	0	0	0	0	0	0	0	0	0	0	0	0	0	1	1	0	0	.125
Feb 17	Gonzaga	*	3	1	0	0	0	0	0	1	0	0	0	0	0	0	0	1	1	0	0	.091
Feb 18	Oregon State	*	2	0	0	0	0	0	0	0	0	0	0	0	0	0	0	1	5	0	0	.077
Feb 23	NIAGARA-1	*	2	1	0	0	0	0	0	1	0	0	0	0	0	0	0	0	0	0	0	.067
Feb 23	NIAGARA-2	*	0	0	0	0	0	0	0	0	0	0	0	0	0	0	0	0	0	0	0	.067
Feb 24	NIAGARA-2	*	0	0	0	0	0	0	0	0	0	0	0	0	0	0	0	0	0	0	0	.067
Feb 27	Arizona	*	3	1	2	0	0	0	0	0	0	0	0	0	1	0	0	0	3	0	0	.167
Mar 01	SAN JOSE STATE	*	3	1	2	1	0	0	1	0	0	0	0	0	0	1	0	1	3	0	0	.238
Mar 02	SAN JOSE STATE	*	2	0	0	0	0	0	1	0	0	0	1	0	0	0	0	1	3	0	1	.217
Mar 03	SAN JOSE STATE	*	2	0	0	0	0	0	0	0	0	0	0	0	0	0	0	1	2	0	0	.200
Totals			9	25	6	5	1	0	0	5	0	0	1	0	1	1	0	7	20	0	1	.200

MERRITT'S CAREER STATS AT UNM

Year	avg	gp-gs	ab	r	h	2b	3b	hr	rbi	tb	slg%	bb	hbp	so	gdp	ob%	sf	sh	sb-alt	po	a	e	fld%
2018	.293	48-39	140	23	41	7	0	2	20	54	.386	10	2	23	3	.344	2	3	2-4	96	0	3	.970
2019	.200	11-9	25	6	5	0	0	0	1	5	.200	5	0	7	0	.323	1	1	0-1	20	0	1	.952
TOTAL	.279	59-48	165	29	46	7	0	2	21	59	.358	15	2	30	3	.341	3	4	2-5	116	0	4	.967



UNIVERSITY OF NEW MEXICO 2019 BASEBALL



HITTERS

#7

JEFF DEIMLING

OF | R/R | 6-0 | 195 | RsSR | Albuquerque, N.M. (La Cueva HS)



AVG.	H-AB	R	2B	3B	HR	RBI	SLG%	OB%
.474	9-19	4	0	0	2	8	.789	.524

Deimling's Single-Game Highs

Hits	Season	4 vs. San Jose St. (3/3/19)
	Career	4 - done five times
Runs	Season	2 vs. San Jose St. (3/3/19)
	Career	4 vs. UC Davis (5/19/18)
Doubles	Season	1 - done seven times
Triples	Season	1 vs. Central Mich. (2/22/18)
Home Runs	Season	2 vs. San Jose St. (3/3/19)
	Career	Same
RBI's	Season	6 vs. San Jose St. (3/3/19)
	Career	Same
Walks	Season	1 - done twice
	Career	2 - done three times
Stolen Bases	Season	1 vs. NMSU (5/8/18)
	Career	1 vs. NMSU (5/8/18)

GAME-BY-GAME STATISTICS

Date	OPPONENT	GS	AB	R	H	RBI	2B	3B	HR	BB	IBB	SB	CS	HBP	SAC	SF	GDP	K	PO	A	E	Avg	
Feb 15	Oregon State	*	4	0	2	0	0	0	0	0	0	0	0	0	0	0	1	0	0	0	0	0	.500
Feb 18	Oregon State		1	0	0	0	0	0	0	0	0	0	0	0	0	0	0	0	0	0	0	0	.400
Feb 23	NIAGARA-1		1	0	0	0	0	0	0	0	0	0	0	0	0	0	0	1	0	0	0	0	.333
Feb 23	NIAGARA-2	*	2	1	1	0	0	0	1	0	0	0	0	0	0	0	0	0	0	0	0	0	.375
Feb 24	NIAGARA-2	*	3	1	1	2	0	0	1	0	0	0	0	0	0	0	0	1	0	0	0	0	.364
Feb 27	Arizona	*	1	0	0	0	0	0	0	0	0	0	0	0	0	0	0	1	0	0	0	0	.333
Mar 01	SAN JOSE STATE		1	0	0	0	0	0	0	0	0	0	0	0	0	0	0	0	0	0	0	0	.308
Mar 02	SAN JOSE STATE		1	0	1	0	0	0	0	0	0	0	0	0	0	0	0	0	0	0	0	0	.357
Mar 03	SAN JOSE STATE	*	5	2	4	6	0	0	2	0	0	0	0	0	0	0	0	1	0	0	0	0	.474
Totals			5	19	4	9	8	0	0	2	2	0	0	0	0	0	1	4	0	0	0	0	.474

DEIMLING'S CAREER STATS AT UNM

Year	avg	gp-gs	ab	r	h	2b	3b	hr	rbi	tb	slg%	bb	hbp	so	gdp	ob%	sf	sh	sb-alt	po	a	e	fld%
2017	1.000	1-0	1	0	1	0	0	0	1	1	1.000	0	0	0	0	1.000	0	0	0-0	0	0	0	.000
2018	.321	45-30	137	21	44	7	1	2	27	59	.431	13	4	32	4	.396	0	1	1-4	190	11	7	.966
2019	.474	9-5	19	4	9	0	0	2	8	15	.789	2	0	4	1	.524	0	0	0-0	0	0	0	.000
TOTAL	.344	55-35	157	25	54	7	1	4	36	75	.478	15	4	36	5	.415	0	1	1-4	190	11	7	.966



UNIVERSITY OF NEW MEXICO 2019 BASEBALL



HITTERS

#9

EDIBERTO REYES

INF/C | R/R | 5-11 | 178 | FR | McAllen, Texas (Valley View HS)



AVG.	H-AB	R	2B	3B	HR	RBI	SLG%	OB%
.429	3-7	1	0	0	0	3	.429	.500

Reyes' Single-Game Highs

Hits	Season	1 - done three times
	Career	Same
Runs	Season	1 vs. San Jose St. (3/3/19)
	Career	Same
Doubles	Season	
	Career	
Triples	Season	
	Career	
Home Runs	Season	
	Career	
RBI's	Season	1 - done three times
	Career	Same
Walks	Season	1 vs. San Jose St. (3/3/19)
	Career	Same
Stolen Bases	Season	1 vs. Niagara (2/24/19)
	Career	Same

GAME-BY-GAME STATISTICS

Date	OPPONENT	GS	AB	R	H	RBI	2B	3B	HR	BB	IBB	SB	CS	HBP	SAC	SF	GDP	K	PO	A	E	Avg
Feb 24	NIAGARA-2		2	0	1	1	0	0	0	0	0	1	0	0	0	0	0	0	4	0	0	.500
Feb 27	Arizona		1	0	1	1	0	0	0	0	0	0	0	0	0	0	0	0	0	0	0	.667
Mar 01	SAN JOSE STATE		0	0	0	0	0	0	0	0	0	0	0	0	0	0	0	0	1	0	0	.667
Mar 02	SAN JOSE STATE		1	0	0	0	0	0	0	0	0	0	0	0	0	0	0	0	0	0	0	.500
Mar 03	SAN JOSE STATE		3	1	1	1	0	0	0	1	0	0	0	0	0	0	0	1	5	0	0	.429
Totals		0	7	1	3	3	0	0	0	1	0	1	0	0	0	0	0	1	10	0	0	.429

REYES' CAREER STATS AT UNM

Year	avg	gp-gs	ab	r	h	2b	3b	hr	rbi	tb	slg%	bb	hbp	so	gdp	ob%	sf	sh	sb-att	po	a	e	fld%
2019	.429	5-0	7	1	3	0	0	0	3	3	.429	1	0	1	0	.500	0	0	1-1	10	0	0	1.000
TOTAL	.429	5-0	7	1	3	0	0	0	3	3	.429	1	0	1	0	.500	0	0	1-1	10	0	0	1.000



UNIVERSITY OF NEW MEXICO 2019 BASEBALL



HITTERS

#11

CAMERON STEVENSON

INF | R/R | 6-1 | 195 | FR | Roswell, N.M. (Goddard HS)



AVG.	H-AB	R	2B	3B	HR	RBI	SLG%	OB%
...

Stevenson's Single-Game Highs

Hits	Season _____ Career _____
Runs	Season _____ Career _____
Doubles	Season _____ Career _____
Triples	Season _____ Career _____
Home Runs	Season _____ Career _____
RBIs	Season _____ Career _____
Walks	Season _____ Career _____
Stolen Bases	Season _____ Career _____

GAME-BY-GAME STATISTICS

Date	OPPONENT	GS	AB	R	H	RBI	2B	3B	HR	BB	IBB	SB	CS	HBP	SAC	SF	GDP	K	PO	A	E	Avg
Totals																						

STEVENSON'S CAREER STATS AT UNM



UNIVERSITY OF NEW MEXICO 2019 BASEBALL



HITTERS

#13

CONNOR MANG

INF | R/R | 5-11 | 200 | RsSO | Los Alamos, N.M. (Los Alamos HS)



AVG.	H-AB	R	2B	3B	HR	RBI	SLG%	OB%
.386	17-44	10	5	1	1	11	.614	.462

Mang's Single-Game Highs

Hits	Season	3 - done three times
	Career	3 - done 11 times
Runs	Season	4 vs. San Jose St. (3/3/19)
	Career	Same
Doubles	Season	2 vs. Niagara (2/24/19)
	Career	Same
Triples	Season	1 vs. Gonzaga (2/17/19)
	Career	1 - done four times
Home Runs	Season	1 vs. Niagara (2/24/19)
	Career	1 - done three times
RBI's	Season	5 vs. Niagara (2/24/19)
	Career	Same
Walks	Season	3 vs. San Jose St. (3/1/19)
	Career	Same
Stolen Bases	Season	2 vs. Niagara (2/24/19)
	Career	Same

GAME-BY-GAME STATISTICS

Date	OPPONENT	GS	AB	R	H	RBI	2B	3B	HR	BB	IBB	SB	CS	HBP	SAC	SF	GDP	K	PO	A	E	Avg
Feb 15	Oregon State	*	4	1	1	0	1	0	0	0	0	0	0	0	0	0	0	2	0	2	0	.250
Feb 16	Minnesota	*	4	0	0	0	0	0	0	1	0	0	0	0	0	0	0	3	1	1	0	.125
Feb 17	Gonzaga	*	4	0	3	2	0	1	0	0	0	0	0	0	0	0	0	1	2	0	0	.333
Feb 18	Oregon State	*	4	0	3	0	1	0	0	0	0	0	0	0	0	0	0	1	0	1	0	.438
Feb 23	NIAGARA-1	*	4	0	0	0	0	0	0	0	0	0	0	0	0	0	0	0	2	2	1	.350
Feb 23	NIAGARA-2	*	3	0	1	2	0	0	0	0	0	0	0	0	0	1	0	1	0	2	1	.348
Feb 24	NIAGARA-1	*	4	1	3	5	2	0	1	0	0	0	0	0	0	0	0	1	0	2	0	.407
Feb 24	NIAGARA-2	*	4	1	2	0	0	0	0	0	0	2	0	0	0	0	0	1	0	2	0	.419
Feb 27	Arizona	*	4	0	0	0	0	0	0	0	0	0	0	1	0	0	0	1	1	2	0	.371
Mar 01	SAN JOSE STATE	*	2	3	1	0	0	0	0	3	0	1	0	0	0	0	0	1	1	0	1	.378
Mar 02	SAN JOSE STATE	*	3	0	1	2	0	0	0	0	0	0	0	0	1	0	0	0	0	5	1	.375
Mar 03	SAN JOSE STATE	*	4	4	2	0	1	0	0	2	0	0	0	0	0	0	0	0	5	0	0	.386
Totals		12	44	10	17	11	5	1	1	6	0	3	0	1	1	1	0	12	12	19	4	.386

MANG'S CAREER STATS AT UNM

Year	avg	gp-gs	ab	r	h	2b	3b	hr	rbi	tb	slg%	bb	hbp	so	gdp	ob%	sf	sh	sb-alt	po	a	e	fld%
2017	.000	3-0	2	2	0	0	0	0	0	0	.000	1	0	0	0	.333	0	0	0-0	0	0	0	.000
2018	.326	48-48	172	35	56	10	3	2	27	78	.453	24	5	31	4	.421	1	2	2-3	245	47	4	.986
2019	.386	12-12	44	10	17	5	1	1	11	27	.614	6	1	12	0	.462	1	1	3-3	12	19	4	.886
TOTAL	.335	63-60	218	47	73	15	4	3	38	105	.482	31	6	43	4	.428	2	3	5-6	257	66	8	.976



UNIVERSITY OF NEW MEXICO 2019 BASEBALL



HITTERS

#14

DEREK MARSHALL JR.

INF/OF | R/R | 6-1 | 233 | RsSO | Los Angeles, Calif. (Loyola HS)



AVG.	H-AB	R	2B	3B	HR	RBI	SLG%	OB%
.205	8-39	5	3	0	1	4	.359	.311

Marshall Jr.'s Single-Game Highs

Hits	Season	2 - done twice
	Career	3 at Air Force (5/11/18)
Runs	Season	2 vs. San Jose St. (3/1/19)
	Career	2 - done three times
Doubles	Season	2 vs. Oregon State (2/18/19)
	Career	2 - done twice
Triples	Season	0
	Career	1 at Air Force (5/13/18)
Home Runs	Season	1 vs. Gonzaga (2/17/19)
	Career	1 - done four times
RBI's	Season	2 - done twice
	Career	3 vs. UC Davis (5/19/18)
Walks	Season	1 - done five times
	Career	1 - done 12 times
Stolen Bases	Season	0
	Career	1 vs. Columbia (3/16/18)

GAME-BY-GAME STATISTICS

Date	OPPONENT	GS	AB	R	H	RBI	2B	3B	HR	BB	IBB	SB	CS	HBP	SAC	SF	GDP	K	PO	A	E	Avg
Feb 15	Oregon State	*	3	1	1	0	0	0	0	1	0	0	0	0	0	0	0	1	7	2	0	.333
Feb 16	Minnesota	*	6	1	0	0	0	0	0	0	0	0	0	0	0	0	1	1	9	0	0	.111
Feb 17	Gonzaga	*	4	1	1	2	0	0	1	0	0	0	0	0	0	0	0	2	8	2	0	.154
Feb 18	Oregon State	*	3	0	2	0	2	0	0	0	0	0	0	0	0	0	0	1	7	1	1	.250
Feb 23	NIAGARA-1	*	4	0	2	0	0	0	0	0	0	0	0	0	0	0	1	1	9	0	0	.300
Feb 23	NIAGARA-2	*	3	0	0	0	0	0	1	0	0	0	0	0	0	0	0	2	7	0	1	.261
Feb 24	NIAGARA-1	*	3	0	0	0	0	0	1	0	0	0	0	0	0	0	0	1	9	1	0	.231
Feb 24	NIAGARA-2	*	4	0	1	0	0	0	0	0	0	0	0	0	0	0	0	0	9	0	0	.233
Feb 27	Arizona	*	3	0	0	0	0	0	1	0	0	0	0	0	0	0	0	2	4	1	0	.212
Mar 01	SAN JOSE STATE	*	4	2	1	2	1	0	0	0	0	0	0	1	0	0	0	1	6	0	0	.216
Mar 02	SAN JOSE STATE	*	2	0	0	0	0	0	1	0	0	0	0	0	0	0	0	0	13	0	0	.205
Totals		11	39	5	8	4	3	0	1	5	0	0	0	1	0	0	2	12	88	7	2	.205

MARSHALL JR'S CAREER STATS AT UNM

Year	avg	gp-gs	ab	r	h	2b	3b	hr	rbi	tb	slg%	bb	hbp	so	gdp	ob%	sf	sh	sb-att	po	a	e	fld%
2018	.245	38-24	106	13	26	8	1	3	19	45	.425	7	3	29	5	.305	2	0	1-2	65	0	3	.956
2019	.205	11-11	39	5	8	3	0	1	4	14	.359	5	1	12	2	.311	0	0	0-0	88	7	2	.979
TOTAL	.234	49-35	145	18	34	11	1	4	23	59	.407	12	4	41	7	.307	2	0	1-2	153	7	5	.970



UNIVERSITY OF NEW MEXICO 2019 BASEBALL



HITTERS

#15

JARED MANG

OF | R/R | 5-9 | 200 | SR | Los Alamos, N.M. (Los Alamos HS)



AVG.	H-AB	R	2B	3B	HR	RBI	SLG%	OB%
.370	17-46	16	7	1	1	17	.630	.492

Mang's Single-Game Highs

Hits	Season	4 vs. Minnesota (2/16/19)
	Career	5 - done twice
Runs	Season	4 vs. Niagara
	Career	4 - done seven times
Doubles	Season	2 - done twice
	Career	2 - done five times
Triples	Season	1 vs. Niagara (2/24/19)
	Career	1 - done five times
Home Runs	Season	1 vs. Oregon State (2/15/19)
	Career	2 at San Diego St. (4/30/17)
RBI's	Season	4 vs. Minnesota (2/16/19)
	Career	6 - done twice
Walks	Season	3 vs. Niagara (2/24/19)
	Career	Same
Stolen Bases	Season	1 - done three times
	Career	1 - done 12 times

GAME-BY-GAME STATISTICS

Date	OPPONENT	GS	AB	R	H	RBI	2B	3B	HR	BB	IBB	SB	CS	HBP	SAC	SF	GDP	K	PO	A	E	Avg	
Feb 15	Oregon State	*	4	1	1	2	0	0	1	1	1	0	0	0	0	0	0	1	0	1	0	0	.250
Feb 16	Minnesota	*	5	2	4	4	2	0	0	1	0	0	0	0	0	0	0	1	1	0	0	0	.556
Feb 17	Gonzaga	*	2	2	1	1	0	0	0	1	1	0	0	0	0	1	0	0	3	0	0	0	.545
Feb 18	Oregon State	*	3	0	0	0	0	0	0	1	0	0	0	0	0	0	0	0	2	0	0	0	.429
Feb 23	NIAGARA-1	*	3	0	2	1	1	0	0	0	0	0	0	1	0	0	0	0	1	0	0	0	.471
Feb 23	NIAGARA-2	*	4	1	1	2	1	0	0	0	0	0	0	0	0	0	0	1	2	0	0	0	.429
Feb 24	NIAGARA-1	*	2	4	1	3	0	1	0	3	0	1	0	0	0	0	0	0	3	0	0	0	.435
Feb 24	NIAGARA-2	*	4	1	1	1	1	0	0	1	0	0	1	0	0	0	0	1	6	0	0	0	.407
Feb 27	Arizona	*	4	0	2	2	0	0	0	1	0	0	0	0	0	0	0	0	4	0	0	0	.419
Mar 01	SAN JOSE STATE	*	5	1	1	0	0	0	0	1	0	1	0	0	0	0	0	1	3	0	0	0	.389
Mar 02	SAN JOSE STATE	*	4	2	1	0	0	0	0	1	0	1	0	0	0	0	0	0	4	0	0	0	.375
Mar 03	SAN JOSE STATE	*	6	2	2	1	2	0	0	0	0	0	0	0	0	0	0	0	3	0	0	0	.370
Totals		12	46	16	17	17	7	1	1	11	2	3	1	1	0	1	1	4	33	0	0	0	.370

MANG'S CAREER STATS AT UNM

Year	avg	gp-gs	ab	r	h	2b	3b	hr	rbi	tb	slq%	bb	hbp	so	gdp	ob%	sf	sh	sb-att	po	a	e	fld%
2017	.373	57-57	241	63	90	17	2	9	62	138	.573	20	6	27	3	.433	1	3	4-6	114	4	1	.992
2018	.284	29-29	102	27	29	3	0	8	29	56	.549	19	9	20	2	.438	0	1	2-3	49	5	2	.964
2019	.370	12-12	46	16	17	7	1	1	17	29	.630	11	1	4	1	.492	1	0	3-4	33	0	0	1.000
TOTAL	.350	98-98	389	106	136	27	3	18	108	223	.573	50	16	51	6	.442	2	4	9-13	196	9	3	.986



UNIVERSITY OF NEW MEXICO 2019 BASEBALL



HITTERS

#16

TANNER BAKER

OF | L/R | 6-1 | 199 | JR | Phoenix, Ariz. (South Mountain CC)



AVG.	H-AB	R	2B	3B	HR	RBI	SLG%	OB%
.273	12-44	6	2	0	0	7	.318	.267

Baker's Single-Game Highs

Hits	Season	4 vs. Minnesota (2/16/19)
	Career	Same
Runs	Season	2 vs. San Jose St. (3/2/19)
	Career	Same
Doubles	Season	1 - done twice
	Career	Same
Triples	Season	
	Career	
Home Runs	Season	
	Career	
RBI's	Season	3 vs. San Jose St. (3/3/19)
	Career	Same
Walks	Season	
	Career	
Stolen Bases	Season	
	Career	

GAME-BY-GAME STATISTICS

Date	OPPONENT	GS	AB	R	H	RBI	2B	3B	HR	BB	IBB	SB	CS	HBP	SAC	SF	GDP	K	PO	A	E	Avg
Feb 16	Minnesota	*	5	1	4	2	1	0	0	0	0	0	0	0	0	0	0	1	1	0	0	.800
Feb 17	Gonzaga	*	4	0	1	0	0	0	0	0	0	0	0	0	0	0	0	1	3	0	0	.556
Feb 18	Oregon State	*	4	0	1	0	0	0	0	0	0	0	0	0	0	0	0	2	2	0	0	.462
Feb 23	NIAGARA-1	*	4	0	0	0	0	0	0	0	0	0	0	0	0	0	1	1	2	0	0	.353
Feb 23	NIAGARA-2	*	4	1	1	0	1	0	0	0	0	0	0	0	0	0	0	1	3	0	0	.333
Feb 24	NIAGARA-1	*	4	0	1	0	0	0	0	0	0	0	0	0	0	0	0	0	2	0	0	.320
Feb 24	NIAGARA-2	*	3	1	0	1	0	0	0	0	0	0	0	0	0	1	0	0	1	0	0	.286
Feb 27	Arizona	*	1	0	1	0	0	0	0	0	0	0	0	0	0	0	0	0	0	0	0	.310
Mar 01	SAN JOSE STATE	*	4	0	0	0	0	0	0	0	0	0	0	0	0	0	0	2	0	0	0	.273
Mar 02	SAN JOSE STATE	*	5	2	2	1	0	0	0	0	0	0	0	0	0	0	0	0	0	0	0	.289
Mar 03	SAN JOSE STATE	*	6	1	1	3	0	0	0	0	0	0	0	0	0	0	0	1	6	0	0	.273
Totals			10	44	6	12	7	2	0	0	0	0	0	0	0	1	1	9	20	0	0	.273

BAKER'S CAREER STATS AT UNM

Year	avg	gp-gs	ab	r	h	2b	3b	hr	rbi	tb	slg%	bb	hbp	so	gdp	ob%	sf	sh	sb-att	po	a	e	fld%
2019	.273	11-10	44	6	12	2	0	0	7	14	.318	0	0	9	1	.267	1	0	0-0	20	0	0	1.000
TOTAL	.273	11-10	44	6	12	2	0	0	7	14	.318	0	0	9	1	.267	1	0	0-0	20	0	0	1.000



UNIVERSITY OF NEW MEXICO 2019 BASEBALL



HITTERS

#20

JOSEPH HAGOPIAN

INF | L/R | 5-11 | 170 | FR | West Sacramento, Calif. (Jesuit HS)



AVG.	H-AB	R	2B	3B	HR	RBI	SLG%	OB%
...

Hagopian's Single-Game Highs

Hits	Season _____	Career _____
Runs	Season _____	Career _____
Doubles	Season _____	Career _____
Triples	Season _____	Career _____
Home Runs	Season _____	Career _____
RBI	Season _____	Career _____
Walks	Season _____	Career _____
Stolen Bases	Season _____	Career _____

GAME-BY-GAME STATISTICS

Date	OPPONENT	GS	AB	R	H	RBI	2B	3B	HR	BB	IBB	SB	CS	HBP	SAC	SF	GDP	K	PO	A	E	Avg
Totals																						

HAGOPIAN'S CAREER STATS AT UNM



UNIVERSITY OF NEW MEXICO 2019 BASEBALL



HITTERS

#24

ADAM ADKINS

OF | R/R | 6-3 | 202 | SR | Denver, Colo. (West Texas A&M)



AVG.	H-AB	R	2B	3B	HR	RBI	SLG%	OB%
.100	1-10	3	0	0	0	0	.100	.357

Adkins' Single-Game Highs

Hits	Season	1 vs. Niagara (2/24/19)
	Career	Same
Runs	Season	1 - done three times
	Career	Same
Doubles	Season	
	Career	
Triples	Season	
	Career	
Home Runs	Season	
	Career	
RBI's	Season	
	Career	
Walks	Season	2 vs. Niagara (2/24/19)
	Career	
Stolen Bases	Season	
	Career	

GAME-BY-GAME STATISTICS

Date	OPPONENT	GS	AB	R	H	RBI	2B	3B	HR	BB	IBB	SB	CS	HBP	SAC	SF	GDP	K	PO	A	E	Avg
Feb 24	NIAGARA-1	*	4	1	1	0	0	0	0	0	0	0	0	0	0	0	0	1	2	0	0	.250
Feb 24	NIAGARA-2	*	2	0	0	0	0	0	2	0	0	0	0	0	0	0	0	1	2	0	0	.167
Feb 27	Arizona	*	2	1	0	0	0	0	0	1	0	0	0	0	0	0	0	1	3	0	0	.125
Mar 01	SAN JOSE STATE		0	1	0	0	0	0	1	0	0	0	0	0	0	0	0	0	0	0	0	.125
Mar 02	SAN JOSE STATE		0	0	0	0	0	0	0	0	0	0	0	0	0	0	0	0	0	0	0	.125
Mar 03	SAN JOSE STATE		2	0	0	0	0	0	0	0	0	0	0	0	0	0	0	1	0	0	0	.100
Totals			3	10	3	1	0	0	0	4	0	0	0	0	0	0	0	4	7	0	0	.100

ADKINS' CAREER STATS AT UNM

Year	avg	gp-gs	ab	r	h	2b	3b	hr	rbi	tb	slg%	bb	hbp	so	gdp	ob%	sf	sh	sb-att	po	a	e	fld%
2019	.100	6-3	10	3	1	0	0	0	0	1	.100	4	0	4	0	.357	0	0	0-0	7	0	0	1.000
TOTAL	.100	6-3	10	3	1	0	0	0	0	1	.100	4	0	4	0	.357	0	0	0-0	7	0	0	1.000



UNIVERSITY OF NEW MEXICO 2019 BASEBALL



HITTERS

#26

NICK ATKINS

INF | R/R | 5-8 | 152 | SO | Venice, Calif. (Venice HS)



AVG.	H-AB	R	2B	3B	HR	RBI	SLG%	OB%
...

Atkins' Single-Game Highs

Hits	Season _____ Career 2 - done twice
Runs	Season _____ Career 3 at Grand Canyon (4/25/18)
Doubles	Season _____ Career _____
Triples	Season _____ Career _____
Home Runs	Season _____ Career _____
RBI's	Season _____ Career _____
Walks	Season _____ Career 1 vs. Columbia (3/16/18)
Stolen Bases	Season _____ Career 1 at Grand Canyon (4/25/18)

GAME-BY-GAME STATISTICS

Date	OPPONENT	GS	AB	R	H	RBI	2B	3B	HR	BB	IBB	SB	CS	HBP	SAC	SF	GDP	K	PO	A	E	Avg
Totals																						

ATKINS' CAREER STATS AT UNM

Year	avg	gp-gs	ab	r	h	2b	3b	hr	rbi	tb	slg%	bb	hbp	so	gdp	ob%	sf	sh	sb-att	po	a	e	fld%
2018	.186	22-13	43	7	8	0	0	0	0	8	.186	1	1	9	1	.222	0	1	1-1	21	33	4	.931
TOTAL	.186	22-13	43	7	8	0	0	0	0	8	.186	1	1	9	1	.222	0	1	1-1	21	33	4	.931



UNIVERSITY OF NEW MEXICO 2019 BASEBALL



HITTERS

#27

TYLER KELLY

INF | R/R | 5-9 | 170 | FR | Cottonwood, Ariz. (Mingus HS)



AVG.	H-AB	R	2B	3B	HR	RBI	SLG%	OB%
.310	13-42	9	3	0	0	8	.381	.370

Kelly's Single-Game Highs

Hits	Season	3 - done twice
	Career	Same
Runs	Season	2 - done three times
	Career	Same
Doubles	Season	1 - done three times
	Career	Same
Triples	Season	
	Career	
Home Runs	Season	
	Career	
RBI's	Season	2 - done three times
	Career	Same
Walks	Season	1 - done three times
	Career	Same
Stolen Bases	Season	1 - done twice
	Career	Same

GAME-BY-GAME STATISTICS

Date	OPPONENT	GS	AB	R	H	RBI	2B	3B	HR	BB	IBB	SB	CS	HBP	SAC	SF	GDP	K	PO	A	E	Avg
Feb 15	Oregon State	*	4	0	1	2	0	0	0	0	0	0	0	0	0	0	0	1	4	0	0	.250
Feb 16	Minnesota	*	4	1	3	1	0	0	0	0	0	0	1	1	0	0	0	0	0	0	0	.500
Feb 17	Gonzaga	*	4	1	1	0	0	0	0	0	0	0	0	0	0	0	1	0	0	0	0	.417
Feb 18	Oregon State	*	4	0	0	0	0	0	0	0	0	0	0	0	0	0	0	1	0	0	0	.312
Feb 23	NIAGARA-1	*	4	0	1	0	0	0	0	0	0	0	0	0	0	0	0	0	0	0	0	.300
Feb 23	NIAGARA-2	*	3	0	0	0	0	0	1	0	1	0	0	0	0	0	0	1	1	0	0	.261
Feb 24	NIAGARA-1	*	4	0	1	2	0	0	0	0	0	1	0	0	0	0	0	0	0	0	0	.259
Feb 27	Arizona	*	2	1	1	0	1	0	0	0	0	0	0	0	0	0	0	1	0	0	0	.276
Mar 01	SAN JOSE STATE	*	3	2	1	1	1	0	0	1	0	0	0	0	0	0	0	1	0	0	0	.281
Mar 02	SAN JOSE STATE	*	4	2	1	0	1	0	0	1	0	0	0	0	0	0	0	0	0	0	0	.278
Mar 03	SAN JOSE STATE	*	6	2	3	2	0	0	0	0	0	0	0	0	0	0	0	0	0	1	0	.310
Totals		10	42	9	13	8	3	0	0	3	0	2	1	1	0	0	1	5	5	1	0	.310

KELLY'S CAREER STATS AT UNM

Year	avg	gp-gs	ab	r	h	2b	3b	hr	rbi	tb	slg%	bb	hbp	so	gdp	ob%	sf	sh	sb-att	po	a	e	fld%
2019	.310	11-10	42	9	13	3	0	0	8	16	.381	3	1	5	1	.370	0	0	2-3	5	1	0	1.000
TOTAL	.310	11-10	42	9	13	3	0	0	8	16	.381	3	1	5	1	.370	0	0	2-3	5	1	0	1.000



UNIVERSITY OF NEW MEXICO 2019 BASEBALL



HITTERS

#31

ZACK DOAK

INF | R/R | 6-0 | 195 | FR | Tulsa, Okla. (Tulsa Union HS)



AVG.	H-AB	R	2B	3B	HR	RBI	SLG%	OB%
1.000	1-1	1	1	2	4.000	1.000

Doak's Single-Game Highs

Hits	Season	1 vs. San Jose St. (3/3/19)
	Career	Same
Runs	Season	1 vs. San Jose St. (3/3/19)
	Career	
Doubles	Season	
	Career	
Triples	Season	
	Career	
Home Runs	Season	1 vs. San Jose St. (3/3/19)
	Career	Same
RBI's	Season	2 vs. San Jose St. (3/3/19)
	Career	Same
Walks	Season	
	Career	
Stolen Bases	Season	
	Career	

GAME-BY-GAME STATISTICS

Date	OPPONENT	GS	AB	R	H	RBI	2B	3B	HR	BB	IBB	SB	CS	HBP	SAC	SF	GDP	K	PO	A	E	Avg
Mar.02	SAN JOSE STATE		0	0	0	0	0	0	0	0	0	0	0	0	0	0	0	0	2	0	0	.000
Mar.03	SAN JOSE STATE		1	1	1	2	0	0	1	0	0	0	0	0	0	0	0	0	1	0	0	1.000
Totals		0	1	1	1	2	0	0	1	0	0	0	0	0	0	0	0	0	3	0	0	1.000

DOAK'S CAREER STATS AT UNM

Year	avg	gp-gs	ab	r	h	2b	3b	hr	rbi	tb	slg%	bb	hbp	so	gdp	ob%	sf	sh	sb-alt	po	a	e	fld%
2019	1.000	2-0	1	1	1	0	0	1	2	4	4.000	0	0	0	0	1.000	0	0	0-0	3	0	0	1.000
TOTAL	1.000	2-0	1	1	1	0	0	1	2	4	4.000	0	0	0	0	1.000	0	0	0-0	3	0	0	1.000



UNIVERSITY OF NEW MEXICO 2019 BASEBALL



HITTERS

#34

DANIEL DURAZO

OF | L/R | 5-11 | 190 | FR | Nogales, Ariz. (Salpointe Catholic HS)



AVG.	H-AB	R	2B	3B	HR	RBI	SLG%	OB%
...

Durazo's Single-Game Highs

Hits	Season _____ Career _____
Runs	Season _____ Career _____
Doubles	Season _____ Career _____
Triples	Season _____ Career _____
Home Runs	Season _____ Career _____
RBI	Season _____ Career _____
Walks	Season _____ Career _____
Stolen Bases	Season _____ Career _____

GAME-BY-GAME STATISTICS

Date	OPPONENT	GS	AB	R	H	RBI	2B	3B	HR	BB	IBB	SB	CS	HBP	SAC	SF	GDP	K	PO	A	E	Avg
Totals																						

DURAZO'S CAREER STATS AT UNM



UNIVERSITY OF NEW MEXICO 2019 BASEBALL



HITTERS

#35

MICAH PIETILA-WIGGS

UTL | R/R | 5-9 | 166 | FR | Chula Vista, Calif. (Eastlake HS)



AVG.	H-AB	R	2B	3B	HR	RBI	SLG%	OB%
...	...	2

Pietila-Wiggs' Single-Game Highs

Hits	Season _____ Career _____
Runs	Season 1 - done twice Career Same
Doubles	Season _____ Career _____
Triples	Season _____ Career _____
Home Runs	Season _____ Career _____
RBI's	Season _____ Career _____
Walks	Season _____ Career _____
Stolen Bases	Season _____ Career _____

GAME-BY-GAME STATISTICS

Date	OPPONENT	GS	AB	R	H	RBI	2B	3B	HR	BB	IBB	SB	CS	HBP	SAC	SF	GDP	K	PO	A	E	Avg
Feb 18	Oregon State	0	0	0	0	0	0	0	0	0	0	0	0	0	0	0	0	0	1	0	0	.000
Feb 24	NIAGARA-2	0	1	0	0	0	0	0	0	0	0	0	0	0	0	0	0	0	0	0	0	.000
Feb 27	Arizona	0	1	0	0	0	0	0	0	0	0	0	0	0	0	0	0	0	0	0	0	.000
Mar 02	SAN JOSE STATE	0	0	0	0	0	0	0	0	0	0	0	0	0	0	0	0	0	0	0	0	.000
Mar 03	SAN JOSE STATE	1	0	0	0	0	0	0	0	0	0	0	0	0	0	0	0	0	0	0	0	.000
Totals		0	1	2	0	0	0	0	0	0	0	0	0	0	0	0	0	0	1	0	0	.000

PIETILA-WIGGS' CAREER STATS AT UNM

Year	avg	gp-gs	ab	r	h	2b	3b	hr	rbi	tb	slg%	bb	hbp	so	gdp	ob%	sf	sh	sb-att	po	a	e	fld%
2019	.000	5-0	1	2	0	0	0	0	0	0	.000	0	0	0	0	.000	0	0	0-0	1	0	0	1.000
TOTAL	.000	5-0	1	2	0	0	0	0	0	0	.000	0	0	0	0	.000	0	0	0-0	1	0	0	1.000



UNIVERSITY OF NEW MEXICO 2019 BASEBALL



GAME-BY-GAME LINE SCORES

GAME #1

Feb 15, 2019 at Surprise, Ariz.

Score by Innings	1	2	3	4	5	6	7	8	9	R	H	E	
New Mexico	0	1	0	0	0	3	0	0	1	-	5	9	3
Oregon State	0	0	0	0	0	3	0	3	-	6	6	0	

WP-Eisert, Brandon (1-0) LP-EMOND, Malachi (0-1) T-3:15 A-1947
HR NM - MANG, Jared

GAME #2

Feb 16, 2019 at Surprise, AZ

Score by Innings	1	2	3	4	5	6	7	8	9	R	H	E	
New Mexico	1	0	2	2	0	0	1	1	4	-	11	15	0
Minnesota	0	0	0	1	0	0	0	0	0	-	1	4	4

WP-GARLEY, Nathaniel (1-0) LP-Fredrickson, Patrick (0-1) T-3:26 A-487

GAME #3

Feb 17, 2019 at Surprise, Ariz.

Score by Innings	1	2	3	4	5	6	7	8	9	R	H	E	
Gonzaga	1	1	0	2	0	0	0	0	0	-	4	6	0
New Mexico	2	0	0	2	1	0	1	0	X	-	6	11	1

WP-WALLER, Kenneth (1-0) Save-EMOND, Malachi(1) LP-LARDNER, M. (0-1) T-3:05 A-466
HR NM - MARSHALL JR, Derek (1)

GAME #4

Feb 18, 2019 at Surprise, Ariz.

Score by Innings	1	2	3	4	5	6	7	8	9	R	H	E	
New Mexico	0	0	0	0	0	0	0	0	0	-	0	6	2
Oregon State	1	1	0	1	0	1	0	1	X	-	5	9	0

WP-Eisert, Brandon (2-0) LP-GILLESPIE, Drew (0-1) T-3:00 A-1624
HR OSU - Jones, Preston (1)

GAME #5

Feb 23, 2019 at Albuquerque, N.M.

Score by Innings	1	2	3	4	5	6	7	8	9	R	H	E	
Niagara	0	0	0	1	0	0	0	4	0	-	5	6	1
New Mexico	1	0	0	0	2	0	0	0	0	-	3	10	2

WP-Howard (1-1) LP-SMITH, Chad (0-1) T-2:35 A-452

GAME #6

Feb 23, 2019 at Albuquerque, N.M.

Score by Innings	1	2	3	4	5	6	7	8	9	R	H	E	
Niagara	0	0	0	0	0	0	0	3	0	-	3	9	2
New Mexico	3	0	0	1	0	0	1	X	-	5	6	3	

WP-GARLEY, Nathaniel (2-0) Save-SCHILLING, Hayden(1) LP-Brash (0-1) T-2:40

GAME #7

Feb 24, 2019 at Albuquerque, N.M.

Score by Innings	1	2	3	4	5	6	7	R	H	E	
Niagara	2	0	0	1	0	0	0	-	3	11	2
New Mexico	3	3	3	0	0	0	4	-	13	12	1

WP-COFFEY, Brian (1-0) LP-Erwin (0-2) T-2:37 A-0
HR NM - MANG, Connor (1)

GAME #8

Feb 24, 2019 at Albuquerque, N.M.

Score by Innings	1	2	3	4	5	6	7	8	9	R	H	E	
Niagara	0	0	0	0	0	0	1	2	1	-	4	6	5
New Mexico	0	0	2	1	3	0	0	1	X	-	7	7	0

WP-LIVELY, Tristin (1-0) Save-EMOND, Malachi(2) LP-Parranto (0-2) T-3:05 A-522

GAME #9

Feb 27, 2019 at Tucson, Ariz.

Score by Innings	1	2	3	4	5	6	7	8	9	R	H	E	
New Mexico	0	0	1	0	0	1	0	0	3	-	5	11	0
Arizona	0	0	0	0	1	3	0	0	0	-	4	6	0

WP-WHITE, Jack (1-0) Save-EMOND, Malachi(3) LP-Nardi, A. (1-2) T-3:24 A-1924

GAME #10

Mar 01, 2019 at Albuquerque, N.M.

Score by Innings	1	2	3	4	5	6	7	8	9	R	H	E	
San Jose State	0	0	0	0	1	0	1	0	-	2	8	1	
New Mexico	0	2	7	0	0	0	2	3	X	-	14	10	2

WP-SLATEN, Justin (2-0) LP-MITCHEL, Andrew (0-2) T-3:30 A-462

GAME #11

Mar 02, 2019 at Albuquerque, N.M.

Score by Innings	1	2	3	4	5	6	7	8	9	R	H	E	
San Jose State	1	3	0	0	0	0	1	1	0	-	6	15	3
New Mexico	0	1	0	0	3	1	0	0	2	-	7	9	2

WP-EMOND, Malachi (1-1) LP-BONTA-SMITH, Finesas(1-1) T-3:12 A-522

GAME #12

Mar 03, 2019 at Albuquerque, N.M.

Score by Innings	1	2	3	4	5	6	7	8	9	R	H	E	
San Jose State	0	0	5	8	0	1	1	3	4	-	22	24	2
New Mexico	1	2	1	0	0	0	8	2	4	-	18	18	1

WP-CLARK, Jonathan (1-0) Save-BONTA-SMITH, Finesas(2) LP-COFFEY, Brian (1-1) T- A-504 A-504
HR SJ - STRAHM, Kellen (1), SHIMASHITA, James (1), VIOLA, Troy (1)
HR NM - DEMLING, Jeff 2(2), DOAK, Zack (1)

GAME #13

GAME #14

GAME #15

GAME #16

GAME #17

GAME #18

GAME #19

GAME #20

GAME #21

GAME #22

GAME #23

GAME #24

GAME #25

GAME #26

GAME #27



UNIVERSITY OF NEW MEXICO 2019 BASEBALL



GAME-BY-GAME LINE SCORES

GAME #28

GAME #37

GAME #46

GAME #29

GAME #38

GAME #47

GAME #30

GAME #39

GAME #48

GAME #31

GAME #40

GAME #49

GAME #32

GAME #41

GAME #50

GAME #33

GAME #42

GAME #51

GAME #34

GAME #43

GAME #52

GAME #35

GAME #44

GAME #53

GAME #36

GAME #45

GAME #54



UNIVERSITY OF NEW MEXICO 2019 BASEBALL



GAME-BY-GAME LINE SCORES

GAME #55

GAME #56



UNIVERSITY OF NEW MEXICO

2019 BASEBALL



2019 University of New Mexico Baseball Statistics Summary for New Mexico (as of Mar 03, 2019) (All games)



Record: 8-4 Home: 5-2 Away: 1-0 Neutral: 2-2 MW: 2-1

Date	Opponent	Score	Player	avg	slug	ob%	g	ab	r	h	2b	3b	hr	rbi	bb	so	sb	cs	e	
2/15	vs #8 Oregon State	L 5-6	DEIMLING, Jeff	.474	.789	.524	9	19	4	9	0	0	2	8	2	4	0	0	0	
2/16	vs #24 Minnesota	W 11-1	REYES, Ediberto	.429	.429	.500	5	7	1	3	0	0	0	3	1	1	1	0	0	
2/17	vs Gonzaga	W 6-4	MANG, Connor	.386	.614	.462	12	44	10	17	5	1	1	11	6	12	3	0	4	
2/18	vs #7 Oregon State	L 0-5	MANG, Jared	.370	.630	.492	12	46	16	17	7	1	1	17	11	4	3	1	0	
2/23	NIAGARA	L 3-5	SCHILLING, Hayden	.354	.542	.448	12	48	12	17	5	2	0	13	7	5	4	1	0	
2/23	NIAGARA	W 5-3	WATARI, Justin	.311	.378	.448	12	45	15	14	1	1	0	3	12	5	3	0	3	
2/24	NIAGARA	W 13-3	KELLY, Tyler	.310	.381	.370	11	42	9	13	3	0	0	8	3	5	2	1	0	
2/24	NIAGARA	W 7-4	BAKER, Tanner	.273	.318	.267	11	44	6	12	2	0	0	7	0	9	0	0	0	
2/27	at Arizona	W 5-4	MARSHALL JR, Dere	.205	.359	.311	11	39	5	8	3	0	1	4	5	12	0	0	2	
*3/1	SAN JOSE STATE	W 14-2	MERRITT, Brayden	.200	.200	.323	11	25	6	5	0	0	0	1	5	7	0	1	1	
*3/2	SAN JOSE STATE	W 7-6	O'FARRELL, Reese	.194	.222	.310	12	36	4	7	1	0	0	4	5	2	0	0	4	
*3/3	SAN JOSE STATE	L 18-22	ADKINS, Adam	.100	.100	.357	6	10	3	1	0	0	0	0	4	4	0	0	0	
			PIETILA-WIGGS, Mic	.000	.000	.000	5	1	2	0	0	0	0	0	0	0	0	0	0	

			DOAK, Zack	1.000	4.000	1.000	2	1	1	1	0	0	1	2	0	0	0	0	0	
Totals				.305	.440	.399	12	407	94	124	27	5	6	81	61	70	16	4	17	
Opponents				.272	.348	.370	12	405	65	110	15	2	4	57	57	84	13	1	20	

LOB - Team (90), Opp (113). DPs turned - Team (11), Opp (12). CI - Team (1), O'FARRELL, R 1. IBB - Team (2), MANG, J. 2, Opp (3). Picked off - KELLY, T. 1, MANG, J. 1, SCHILLING, H 1, BAKER, T. 1.

Player	era	w-l	app	gs	cg	sh	sv	ip	h	r	er	bb	so	avg	hr
SLATEN, Justin	1.00	1-0	3	3	0	0	0	18.0	9	2	2	8	24	.150	0
WALDEN, Blake	1.59	0-0	5	0	0	0	0	5.2	4	6	1	3	2	.200	0
GARLEY, Nathaniel	2.25	2-0	3	3	0	0	0	20.0	22	6	5	6	15	.268	0
LIVELY, Tristin	3.00	1-0	3	1	0	0	0	6.0	2	2	2	7	3	.118	0
MARRUFO, Drew	3.00	0-0	3	0	0	0	0	3.0	5	1	1	1	2	.357	0
WHITE, Jack	3.86	1-0	3	0	0	0	0	2.1	1	2	1	0	1	.125	0
GARZA, Nico	4.50	0-0	4	0	0	0	0	6.0	6	3	3	1	4	.273	1
EMOND, Malachi	6.48	1-1	7	0	0	0	3	8.1	14	7	6	3	11	.368	0
WALLER, Kenneth	6.75	1-0	2	0	0	0	0	2.2	3	2	2	2	2	.273	0
SMITH, Chad	7.94	0-1	4	0	0	0	0	5.2	5	5	5	9	6	.227	0
COFFEY, Brian	8.25	1-1	3	3	0	0	0	12.0	18	11	11	8	5	.367	1
GILLESPIE, Drew	9.26	0-1	3	2	0	0	0	11.2	16	13	12	6	5	.320	1
MURANO, Jack	13.50	0-0	1	0	0	0	0	0.2	1	1	1	3	0	.500	0
SCHILLING, Hayden	18.00	0-0	2	0	0	0	1	2.0	4	4	4	0	4	.400	1
Totals	4.85	8-4	12	12	0	0	4	104.0	110	65	56	57	84	.272	4
Opponents	6.31	4-8	12	12	1	1	1	101.1	124	94	71	61	70	.305	6

PB - Team (1), O'FARRELL, R 1, Opp (3). Pickoffs - Team (1), COFFEY, B. 1, Opp (4). SBA/ATT - O'FARRELL, R (9-9), REYES, E. (4-4), SLATEN, J. (3-3), WALLER, K. (2-2), EMOND, M. (2-2), GILLESPIE, D (2-2), SCHILLING, H (2-2), LIVELY, T. (1-1), GARZA, N. (1-1), COFFEY, B. (0-1).

Score by innings	1	2	3	4	5	6	7	8	9	Total
New Mexico	11	9	16	5	10	5	16	8	14	94
Opponents	5	5	5	14	1	6	6	15	8	65

Win-loss breakouts: Day 5-4; Night 3-0; vs Left 2-1; vs Right 6-3;
1-run games 2-1; 2-run games 2-1; 5+run games 3-1; Extra inns 0-0; Shutouts 0-1.
Current streak: Lost 1; Longest winning streak: 6; Longest losing streak: 2.
Attendance: Home 2462 (avg 492); Away 6448 (avg 1289); Total 8910 (avg 891).



UNIVERSITY OF NEW MEXICO

2019 BASEBALL



2019 University of New Mexico Baseball Games Summary for New Mexico (as of Mar 03, 2019) (All games)



Score by innings	1	2	3	4	5	6	7	8	9	Total
New Mexico	11	9	16	5	10	5	16	8	14	94
Opponents	5	5	5	14	1	6	6	15	8	65

Record when ...

Overall	8-4	After 6 leading	7-2
Conference	2-1 trailing	1-2
Non-Conference	6-3 tied	0-0
Home games	5-2	After 7 leading	5-2
Away games	1-0 trailing	1-2
Neutral site	2-2 tied	1-0
Day games	5-4	After 8 leading	5-1
Night games	3-0 trailing	2-3
vs Left starter	2-1 tied	0-0
vs Right starter	6-3	Hit 0 home runs	6-2
1-Run games	2-1	... 1 home run	2-1
2-Run games	2-1	... 2+ home runs	0-1
5+Run games	3-1	Opponent 0 home runs	8-2
Extra innings	0-0 1 home run	0-1
Shutouts	0-1 2+ HRs	0-1
Scoring 0-2 runs	0-1	Made 0 errors	3-0
..... 3-5 runs	2-2	... 1 error	2-1
..... 6-9 runs	3-0	... 2+ errors	3-3
..... 10+ runs	3-1	Opp. made 0 errors	2-2
Opponent 0-2 runs	2-0 1 error	1-1
..... 3-5 runs	5-2 2+ errors	5-1
..... 6-9 runs	1-1	Out-hit opponent	6-2
..... 10+ runs	0-1	Out-hit by opponent	2-2
Scored in 1st inning	4-2	Hits are tied	0-0
Opp. scored in 1st	3-1		
Scores first	5-3		
Opp. scores first	3-1		

Record when team scores:

Runs	0	1	2	3	4	5	6	7	8	9	10+
W-L	0-1	0-0	0-0	0-1	0-0	2-1	1-0	2-0	0-0	0-0	3-1

Record when opponent scores:

Runs	0	1	2	3	4	5	6	7	8	9	10+
W-L	0-0	1-0	1-0	2-0	3-0	0-2	1-1	0-0	0-0	0-0	0-1

Record when leading after:

Inn.	1	2	3	4	5	6	7	8
W-L	4-2	4-3	6-2	6-1	6-2	7-2	5-2	5-1

Record when trailing after:

Inn.	1	2	3	4	5	6	7	8
W-L	1-1	1-1	1-2	1-2	0-2	1-2	1-2	2-3

Record when tied after:

Inn.	1	2	3	4	5	6	7	8
W-L	3-1	3-0	1-0	1-1	2-0	0-0	1-0	0-0

Current losing streak: 1
Longest winning streak: 6
Longest losing streak: 2



UNIVERSITY OF NEW MEXICO

2019 BASEBALL



2019 University of New Mexico Baseball Batting Leaders for New Mexico (as of Mar 03, 2019) (All games)

Hitting minimums - 25% of Games
Pitching minimums - 1 Games

Batting avg	
1. 7 DEIMLING, Jeff	.474
2. 9 REYES, Ediberto	.429
3. 13 MANG, Connor	.386
4. 15 MANG, Jared	.370
5. 3 SCHILLING, Hayden	.354

Runs scored	
1. 15 MANG, Jared	16
2. 5 WATARI, Justin	15
3. 3 SCHILLING, Hayden	12
4. 13 MANG, Connor	10
5. 27 KELLY, Tyler	9

Doubles	
1. 15 MANG, Jared	7
2. 3 SCHILLING, Hayden	5
13 MANG, Connor	5
4. 27 KELLY, Tyler	3
14 MARSHALL JR, Derek	3

Total bases	
1. 15 MANG, Jared	29
2. 13 MANG, Connor	27
3. 3 SCHILLING, Hayden	26
4. 5 WATARI, Justin	17
5. 27 KELLY, Tyler	16

Sac bunts	
1. 4 O'FARRELL, Reese	2
5 WATARI, Justin	2
3. 13 MANG, Connor	1
6 MERRITT, Brayden	1
3 SCHILLING, Hayden	1

Caught stealing	
1. 3 SCHILLING, Hayden	1
6 MERRITT, Brayden	1
27 KELLY, Tyler	1
15 MANG, Jared	1

Strikeouts	
1. 14 MARSHALL JR, Derek	12
13 MANG, Connor	12
3. 16 BAKER, Tanner	9
4. 6 MERRITT, Brayden	7
5. 3 tied at.....	5

At bats	
1. 3 SCHILLING, Hayden	48
2. 15 MANG, Jared	46
3. 5 WATARI, Justin	45
4. 13 MANG, Connor	44
16 BAKER, Tanner	44

Games as sub	
1. 9 REYES, Ediberto	5
35 PIETILA-WIGGS, Micah	5
3. 7 DEIMLING, Jeff	4
4. 24 ADKINS, Adam	3
5. 2 tied at.....	2

Slugging pct	
1. 7 DEIMLING, Jeff	.789
2. 15 MANG, Jared	.630
3. 13 MANG, Connor	.614
4. 3 SCHILLING, Hayden	.542
5. 9 REYES, Ediberto	.429

Hits	
1. 3 SCHILLING, Hayden	17
15 MANG, Jared	17
13 MANG, Connor	17
4. 5 WATARI, Justin	14
5. 27 KELLY, Tyler	13

Triples	
1. 3 SCHILLING, Hayden	2
2. 15 MANG, Jared	1
13 MANG, Connor	1
5 WATARI, Justin	1

Walks	
1. 5 WATARI, Justin	12
2. 15 MANG, Jared	11
3. 3 SCHILLING, Hayden	7
4. 13 MANG, Connor	6
5. 3 tied at.....	5

Sac flies	
1. 6 tied at.....	1

Steal attempts	
1. 3 SCHILLING, Hayden	5
2. 15 MANG, Jared	4
3. 13 MANG, Connor	3
27 KELLY, Tyler	3
5 WATARI, Justin	3

Grounded into DP	
1. 3 SCHILLING, Hayden	2
14 MARSHALL JR, Derek	2
3. 5 tied at.....	1

Games played	
1. 13 MANG, Connor	12
4 O'FARRELL, Reese	12
5 WATARI, Justin	12
3 SCHILLING, Hayden	12
15 MANG, Jared	12

On base pct	
1. 7 DEIMLING, Jeff	.524
2. 9 REYES, Ediberto	.500
3. 15 MANG, Jared	.492
4. 13 MANG, Connor	.462
5. 3 SCHILLING, Hayden	.448

Runs batted in	
1. 15 MANG, Jared	17
2. 3 SCHILLING, Hayden	13
3. 13 MANG, Connor	11
4. 7 DEIMLING, Jeff	8
27 KELLY, Tyler	8

Home runs	
1. 7 DEIMLING, Jeff	2
2. 15 MANG, Jared	1
31 DOAK, Zack	1
13 MANG, Connor	1
14 MARSHALL JR, Derek	1

Hit by pitch	
1. 3 SCHILLING, Hayden	2
2. 5 tied at.....	1

Stolen bases	
1. 3 SCHILLING, Hayden	4
2. 5 WATARI, Justin	3
13 MANG, Connor	3
15 MANG, Jared	3
5. 27 KELLY, Tyler	2

Stolen base pct	
1. 5 WATARI, Justin	1.000
13 MANG, Connor	1.000
9 REYES, Ediberto	1.000
4. 3 SCHILLING, Hayden	.800
5. 15 MANG, Jared	.750

Total plate appearances	
1. 5 WATARI, Justin	60
2. 15 MANG, Jared	59
3 SCHILLING, Hayden	59
4. 13 MANG, Connor	53
5. 27 KELLY, Tyler	46

Game starts	
1. 3 SCHILLING, Hayden	12
15 MANG, Jared	12
13 MANG, Connor	12
5 WATARI, Justin	12
4 O'FARRELL, Reese	12



UNIVERSITY OF NEW MEXICO

2019 BASEBALL



2019 University of New Mexico Baseball Pitching Leaders for New Mexico (as of Mar 03, 2019) (All games)



Hitting minimums - 25% of Games
Pitching minimums - 1 Games

Earned run avg		
1. 22 SLATEN, Justin		1.00
2. 20 WALDEN, Blake		1.59
3. 44 GARLEY, Nathaniel		2.25
4. 2 LIVELY, Tristin		3.00
25 MARRUFO, Drew		3.00

Wins		
1. 44 GARLEY, Nathaniel		2
2. 6 tied at.....		1

Innings pitched		
1. 44 GARLEY, Nathaniel		20.0
2. 22 SLATEN, Justin		18.0
3. 40 COFFEY, Brian		12.0
4. 19 GILLESPIE, Drew		11.2
5. 32 EMOND, Malachi		8.1

Games started		
1. 40 COFFEY, Brian		3
22 SLATEN, Justin		3
44 GARLEY, Nathaniel		3
4. 19 GILLESPIE, Drew		2
5. 2 LIVELY, Tristin		1

Wild pitches		
1. 40 COFFEY, Brian		4
2. 22 SLATEN, Justin		3
3. 25 MARRUFO, Drew		2
21 WALLER, Kenneth		2
5. 5 tied at.....		1

Intentional BB allowed		
1. 40 COFFEY, Brian		2
2. 17 MURANO, Jack		1

Sac bunts allowed		
1. 22 SLATEN, Justin		4
2. 20 WALDEN, Blake		1
30 WHITE, Jack		1
19 GILLESPIE, Drew		1
40 COFFEY, Brian		1

Runs allowed		
1. 25 MARRUFO, Drew		1
17 MURANO, Jack		1
3. 30 WHITE, Jack		2
21 WALLER, Kenneth		2
22 SLATEN, Justin		2

Doubles allowed		
1. 3 SCHILLING, Hayden		0
30 WHITE, Jack		0
2 LIVELY, Tristin		0
20 WALDEN, Blake		0
21 WALLER, Kenneth		0

Opposing bat avg		
1. 2 LIVELY, Tristin		.118
2. 30 WHITE, Jack		.125
3. 22 SLATEN, Justin		.150
4. 20 WALDEN, Blake		.200
5. 29 SMITH, Chad		.227

Losses		
1. 29 SMITH, Chad		1
19 GILLESPIE, Drew		1
40 COFFEY, Brian		1
32 EMOND, Malachi		1

Batters struck out		
1. 22 SLATEN, Justin		24
2. 44 GARLEY, Nathaniel		15
3. 32 EMOND, Malachi		11
4. 29 SMITH, Chad		6
5. 2 tied at.....		5

Games finished		
1. 32 EMOND, Malachi		5
2. 25 MARRUFO, Drew		3
3. 3 SCHILLING, Hayden		2
4. 20 WALDEN, Blake		1
2 LIVELY, Tristin		1

Balks		
		0

Runners picked off		
1. 40 COFFEY, Brian		1

Sac flies allowed		
1. 23 GARZA, Nico		2
2. 6 tied at.....		1

Earned runs allowed		
1. 20 WALDEN, Blake		1
30 WHITE, Jack		1
17 MURANO, Jack		1
25 MARRUFO, Drew		1
5. 22 SLATEN, Justin		2

Triples allowed		
1. 3 SCHILLING, Hayden		0
30 WHITE, Jack		0
2 LIVELY, Tristin		0
20 WALDEN, Blake		0
21 WALLER, Kenneth		0

Won-loss pct		
1. 44 GARLEY, Nathaniel		1.000
2 LIVELY, Tristin		1.000
30 WHITE, Jack		1.000
21 WALLER, Kenneth		1.000
22 SLATEN, Justin		1.000

Saves		
1. 32 EMOND, Malachi		3
2. 3 SCHILLING, Hayden		1

Appearances		
1. 32 EMOND, Malachi		7
2. 20 WALDEN, Blake		5
3. 23 GARZA, Nico		4
29 SMITH, Chad		4
5. 7 tied at.....		3

Games in relief		
1. 32 EMOND, Malachi		7
2. 20 WALDEN, Blake		5
3. 23 GARZA, Nico		4
29 SMITH, Chad		4
5. 2 tied at.....		3

Hit batters		
1. 22 SLATEN, Justin		4
2. 20 WALDEN, Blake		2
19 GILLESPIE, Drew		2
4. 3 tied at.....		1

Batters SO out looking		
1. 22 SLATEN, Justin		7
2. 23 GARZA, Nico		4
32 EMOND, Malachi		4
4. 29 SMITH, Chad		2
19 GILLESPIE, Drew		2

Hits allowed		
1. 17 MURANO, Jack		1
30 WHITE, Jack		1
3. 2 LIVELY, Tristin		2
4. 21 WALLER, Kenneth		3
5. 20 WALDEN, Blake		4

Walks allowed		
1. 3 SCHILLING, Hayden		0
30 WHITE, Jack		0
3. 25 MARRUFO, Drew		1
23 GARZA, Nico		1
5. 21 WALLER, Kenneth		2

Home runs allowed		
1. 44 GARLEY, Nathaniel		0
30 WHITE, Jack		0
2 LIVELY, Tristin		0
20 WALDEN, Blake		0
21 WALLER, Kenneth		0



UNIVERSITY OF NEW MEXICO

2019 BASEBALL



2019 University of New Mexico Baseball Fielding Leaders for New Mexico (as of Mar 03, 2019) (All games)



Hitting minimums - 25% of Games
Pitching minimums - 1 Games

Fielding pct		
1.	3 SCHILLING, Hayden	1.000
	15 MANG, Jared	1.000
	16 BAKER, Tanner	1.000
	9 REYES, Ediberto	1.000
	24 ADKINS, Adam	1.000

Assists		
1.	3 SCHILLING, Hayden	37
2.	5 WATARI, Justin	30
3.	13 MANG, Connor	19
4.	14 MARSHALL JR, Derek	7
5.	4 O'FARRELL, Reese	5

Stolen bases against		
1.	4 O'FARRELL, Reese	9
2.	9 REYES, Ediberto	4
3.	22 SLATEN, Justin	3
4.	4 tied at.....	2

Passed balls		
1.	4 O'FARRELL, Reese	1

Chances		
1.	14 MARSHALL JR, Derek	97
2.	4 O'FARRELL, Reese	84
3.	3 SCHILLING, Hayden	50
4.	5 WATARI, Justin	48
5.	13 MANG, Connor	35

Errors		
1.	4 O'FARRELL, Reese	4
	13 MANG, Connor	4
3.	5 WATARI, Justin	3
4.	14 MARSHALL JR, Derek	2
5.	4 tied at.....	1

Caught stealing by		
1.	40 COFFEY, Brian	1

Catchers interference		
1.	4 O'FARRELL, Reese	1

Putouts		
1.	14 MARSHALL JR, Derek	88
2.	4 O'FARRELL, Reese	75
3.	15 MANG, Jared	33
4.	6 MERRITT, Brayden	20
	16 BAKER, Tanner	20

Fielding double plays		
1.	14 MARSHALL JR, Derek	10
2.	5 WATARI, Justin	9
3.	3 SCHILLING, Hayden	8
4.	13 MANG, Connor	3
5.	2 tied at.....	1

Steal attempts against		
1.	4 O'FARRELL, Reese	9
2.	9 REYES, Ediberto	4
3.	22 SLATEN, Justin	3
4.	4 tied at.....	2



UNIVERSITY OF NEW MEXICO

2019 BASEBALL



2019 University of New Mexico Baseball Season Game Highs for New Mexico (as of Mar 03, 2019) (All games)



TEAM GAME HIGHS

Batting

At bats:	45	-	vs San Jose State (Mar 03, 2019)
Runs scored:	18	-	vs San Jose State (Mar 03, 2019)
Hits:	18	-	vs San Jose State (Mar 03, 2019)
RBIs:	15	-	vs San Jose State (Mar 03, 2019)
Doubles:	5	-	vs Minnesota (Feb 16, 2019 at Surprise, AZ)
Triples:	1	-	(5 times)
Home runs:	3	-	vs San Jose State (Mar 03, 2019)
Total bases:	32	-	vs San Jose State (Mar 03, 2019)
Walks:	12	-	vs San Jose State (Mar 01, 2019)
Strikeouts:	11	-	vs San Jose State (Mar 01, 2019)
Sac hits:	2	-	vs Oregon State (Feb 18, 2019 at Surprise, Ariz.)
Sac flies:	2	-	vs Niagara (Feb 24, 2019)
Stolen bases:	4	-	vs Niagara (Feb 24, 2019)
	4	-	vs San Jose State (Mar 01, 2019)
Hit by pitch:	2	-	vs Minnesota (Feb 16, 2019 at Surprise, AZ)
Caught stealing:	2	-	vs San Jose State (Mar 02, 2019)
Runners LOB:	11	-	vs Minnesota (Feb 16, 2019 at Surprise, AZ)
Hit into DP:	2	-	(5 times)

Fielding

Putouts:	27	-	(9 times)
Assists:	15	-	vs San Jose State (Mar 02, 2019)
Errors:	3	-	vs Oregon State (Feb 15, 2019 at Surprise, Ariz.)
	3	-	vs Niagara (Feb 23, 2019)
Passed balls:	1	-	vs Oregon State (Feb 15, 2019 at Surprise, Ariz.)
DPs turned:	3	-	vs Niagara (Feb 24, 2019)
	3	-	vs San Jose State (Mar 02, 2019)

Pitching

Innings pitched:	9.0	-	(9 times)
Runs allowed:	22	-	vs San Jose State (Mar 03, 2019)
Earned runs:	21	-	vs San Jose State (Mar 03, 2019)
Walks allowed:	8	-	vs Oregon State (Feb 15, 2019 at Surprise, Ariz.)
	8	-	vs San Jose State (Mar 03, 2019)
Strikeouts:	12	-	vs Niagara (Feb 23, 2019)
	12	-	vs Niagara (Feb 23, 2019)
Hits allowed:	24	-	vs San Jose State (Mar 03, 2019)
Doubles allowed:	4	-	vs San Jose State (Mar 03, 2019)
Triples allowed:	1	-	vs Niagara (Feb 23, 2019)
	1	-	vs San Jose State (Mar 03, 2019)
Homers allowed:	3	-	vs San Jose State (Mar 03, 2019)
Wild pitches:	3	-	vs Gonzaga (Feb 17, 2019 at Surprise, Ariz.)
	3	-	vs Niagara (Feb 24, 2019)
	3	-	vs San Jose State (Mar 01, 2019)
Hit batters:	3	-	vs Niagara (Feb 23, 2019)



UNIVERSITY OF NEW MEXICO

2019 BASEBALL



2019 University of New Mexico Baseball Statistics Summary for New Mexico (as of Mar 03, 2019) (All games)



Record: 8-4 Home: 5-2 Away: 1-0 Neutral: 2-2 MW: 2-1

Date	Opponent	Score	Player	avg	slug	ob%	g	ab	r	h	2b	3b	hr	rbi	bb	so	sb	cs	e	
2/15	vs #8 Oregon State	L 5-6	DEIMLING, Jeff	.474	.789	.524	9	19	4	9	0	0	2	8	2	4	0	0	0	
2/16	vs #24 Minnesota	W 11-1	REYES, Ediberto	.429	.429	.500	5	7	1	3	0	0	0	3	1	1	1	0	0	
2/17	vs Gonzaga	W 6-4	MANG, Connor	.386	.614	.462	12	44	10	17	5	1	1	11	6	12	3	0	4	
2/18	vs #7 Oregon State	L 0-5	MANG, Jared	.370	.630	.492	12	46	16	17	7	1	1	17	11	4	3	1	0	
2/23	NIAGARA	L 3-5	SCHILLING, Hayden	.354	.542	.448	12	48	12	17	5	2	0	13	7	5	4	1	0	
2/23	NIAGARA	W 5-3	WATARI, Justin	.311	.378	.448	12	45	15	14	1	1	0	3	12	5	3	0	3	
2/24	NIAGARA	W 13-3	KELLY, Tyler	.310	.381	.370	11	42	9	13	3	0	0	8	3	5	2	1	0	
2/24	NIAGARA	W 7-4	BAKER, Tanner	.273	.318	.267	11	44	6	12	2	0	0	7	0	9	0	0	0	
2/27	at Arizona	W 5-4	MARSHALL JR, Dere	.205	.359	.311	11	39	5	8	3	0	1	4	5	12	0	0	2	
*3/1	SAN JOSE STATE	W 14-2	MERRITT, Brayden	.200	.200	.323	11	25	6	5	0	0	0	1	5	7	0	1	1	
*3/2	SAN JOSE STATE	W 7-6	O'FARRELL, Reese	.194	.222	.310	12	36	4	7	1	0	0	4	5	2	0	0	4	
*3/3	SAN JOSE STATE	L 18-22	ADKINS, Adam	.100	.100	.357	6	10	3	1	0	0	0	0	4	4	0	0	0	
			PIETILA-WIGGS, Mic	.000	.000	.000	5	1	2	0	0	0	0	0	0	0	0	0	0	

			DOAK, Zack	1.000	4.000	1.000	2	1	1	1	0	0	1	2	0	0	0	0	0	
Totals				.305	.440	.399	12	407	94	124	27	5	6	81	61	70	16	4	17	
Opponents				.272	.348	.370	12	405	65	110	15	2	4	57	57	84	13	1	20	

LOB - Team (90), Opp (113). DPs turned - Team (11), Opp (12). CI - Team (1), O'FARRELL, R 1. IBB - Team (2), MANG, J. 2, Opp (3). Picked off - KELLY, T. 1, MANG, J. 1, SCHILLING, H 1, BAKER, T. 1.

Player	era	w-l	app	gs	cg	sh	sv	ip	h	r	er	bb	so	avg	hr
SLATEN, Justin	1.00	1-0	3	3	0	0	0	18.0	9	2	2	8	24	.150	0
WALDEN, Blake	1.59	0-0	5	0	0	0	0	5.2	4	6	1	3	2	.200	0
GARLEY, Nathaniel	2.25	2-0	3	3	0	0	0	20.0	22	6	5	6	15	.268	0
LIVELY, Tristin	3.00	1-0	3	1	0	0	0	6.0	2	2	2	7	3	.118	0
MARRUFO, Drew	3.00	0-0	3	0	0	0	0	3.0	5	1	1	1	2	.357	0
WHITE, Jack	3.86	1-0	3	0	0	0	0	2.1	1	2	1	0	1	.125	0
GARZA, Nico	4.50	0-0	4	0	0	0	0	6.0	6	3	3	1	4	.273	1
EMOND, Malachi	6.48	1-1	7	0	0	0	3	8.1	14	7	6	3	11	.368	0
WALLER, Kenneth	6.75	1-0	2	0	0	0	0	2.2	3	2	2	2	2	.273	0
SMITH, Chad	7.94	0-1	4	0	0	0	0	5.2	5	5	5	9	6	.227	0
COFFEY, Brian	8.25	1-1	3	3	0	0	0	12.0	18	11	11	8	5	.367	1
GILLESPIE, Drew	9.26	0-1	3	2	0	0	0	11.2	16	13	12	6	5	.320	1
MURANO, Jack	13.50	0-0	1	0	0	0	0	0.2	1	1	1	3	0	.500	0
SCHILLING, Hayden	18.00	0-0	2	0	0	0	1	2.0	4	4	4	0	4	.400	1
Totals	4.85	8-4	12	12	0	0	4	104.0	110	65	56	57	84	.272	4
Opponents	6.31	4-8	12	12	1	1	1	101.1	124	94	71	61	70	.305	6

PB - Team (1), O'FARRELL, R 1, Opp (3). Pickoffs - Team (1), COFFEY, B. 1, Opp (4), SBA/ATT - O'FARRELL, R (9-9), REYES, E. (4-4), SLATEN, J. (3-3), WALLER, K. (2-2), EMOND, M. (2-2), GILLESPIE, D (2-2), SCHILLING, H (2-2), LIVELY, T. (1-1), GARZA, N. (1-1), COFFEY, B. (0-1).

Score by innings	1	2	3	4	5	6	7	8	9	Total
New Mexico	11	9	16	5	10	5	16	8	14	94
Opponents	5	5	5	14	1	6	6	15	8	65

Win-loss breakouts: Day 5-4; Night 3-0; vs Left 2-1; vs Right 6-3;
1-run games 2-1; 2-run games 2-1; 5+run games 3-1; Extra inns 0-0; Shutouts 0-1.
Current streak: Lost 1; Longest winning streak: 6; Longest losing streak: 2.
Attendance: Home 2462 (avg 492); Away 6448 (avg 1289); Total 8910 (avg 891).