

2019 NEW MEXICO BASEBALL

GAME NOTES

DANIEL GALLEGOS | ASSISTANT DIRECTOR OF ATHLETIC COMMUNICATIONS | DMGALLEGOS@UNM.EDU | CELL: 501-442-2930

MW CHAMPION '00, '11, '12, '13, '14, '17 | MW TOURNAMENT CHAMPION '11, '12, '16

2019 | SCHEDULE AND RESULTS

Overall Record:5-3
MW Record:.....0-0
Home Record:.....3-1
Road Record:0-0
Neutral Record:2-2
Streak:W3

Date	Opponent	Location	Time/Result
2/15	! No. 8 Oregon State	Surprise, Ariz.	L, 5-6
2/16	! No. 24 Minnesota	Surprise, Ariz.	W, 11-1
2/17	! Gonzaga	Surprise, Ariz.	W, 6-4
2/18	! No. 7 Oregon State	Surprise, Ariz.	L, 0-5
2/23	Niagara	Santa Ana Star Field	L, 3-5
2/23	Niagara	Santa Ana Star Field	W, 5-3
2/24	Niagara	Santa Ana Star Field	W, 13-3 (7)
2/24	Niagara	Santa Ana Star Field	W, 7-4
2/27	Arizona	Tucson, Ariz.	6 p.m.
3/1	*San Jose State	Santa Ana Star Field	6 p.m.
3/2	*San Jose State	Santa Ana Star Field	2 p.m.
3/3	*San Jose State	Santa Ana Star Field	Noon
3/8	Cal State Fullerton	Santa Ana Star Field	6 p.m.
3/9	Cal State Fullerton	Santa Ana Star Field	2 p.m.
3/10	Cal State Fullerton	Santa Ana Star Field	Noon
3/15	*Nevada	Reno, Nev.	3 p.m.
3/16	*Nevada	Reno, Nev.	3 p.m.
3/17	*Nevada	Reno, Nev.	1 p.m.
3/19	Oklahoma	Santa Ana Star Field	6 p.m.
3/20	Oklahoma	Santa Ana Star Field	1 p.m.
3/22	*San Diego State	Santa Ana Star Field	6 p.m.
3/23	*San Diego State	Santa Ana Star Field	2 p.m.
3/24	*San Diego State	Santa Ana Star Field	Noon
3/26	New Mexico State	Las Cruces, N.M.	TBA
3/29	*UNLV	Las Vegas, Nev.	7 p.m.
3/30	*UNLV	Las Vegas, Nev.	7 p.m.
3/31	*UNLV	Las Vegas, Nev.	2 p.m.
4/2	Texas Tech	Santa Ana Star Field	6 p.m.
4/3	Texas Tech	Santa Ana Star Field	1 p.m.
4/5	*San Jose State	San Jose, Calif.	7 p.m.
4/6	*San Jose State	San Jose, Calif.	3 p.m.
4/7	*San Jose State	San Jose, Calif.	1 p.m.
4/8	California	Berkley, Calif.	7 p.m.
4/12	*Nevada	Santa Ana Star Field	6 p.m.
4/13	*Nevada	Santa Ana Star Field	2 p.m.
4/14	*Nevada	Santa Ana Star Field	Noon
4/16	New Mexico State	Santa Ana Star Field	6 p.m.
4/18	UC Riverside	Santa Ana Star Field	6 p.m.
4/19	UC Riverside	Santa Ana Star Field	6 p.m.
4/20	UC Riverside	Santa Ana Star Field	Noon
4/23	Texas Tech	Lubbock, Texas	5:30 p.m.
4/24	Texas Tech	Lubbock, Texas	1 p.m.
4/26	*Fresno State	Fresno, Calif.	7 p.m.
4/27	*Fresno State	Fresno, Calif.	7 p.m.
4/28	*Fresno State	Fresno, Calif.	2 p.m.
4/30	Grand Canyon	Santa Ana Star Field	6 p.m.
5/1	Grand Canyon	Santa Ana Star Field	1 p.m.
5/3	*Air Force	Santa Ana Star Field	6 p.m.
5/4	*Air Force	Santa Ana Star Field	2 p.m.
5/5	*Air Force	Santa Ana Star Field	Noon
5/10	*UNLV	Santa Ana Star Field	6 p.m.
5/11	*UNLV	Santa Ana Star Field	2 p.m.
5/12	*UNLV	Santa Ana Star Field	Noon
5/16	*San Diego State	San Diego, Calif.	7 p.m.
5/17	*San Diego State	San Diego, Calif.	7 p.m.
5/18	*San Diego State	San Diego, Calif.	2 p.m.

Mountain West Tournament

5/23-26 MW Tournament Reno, Nev. TBD

NCAA Regionals

5/31-6/1 Regionals TBD TBD

NCAA Super Regionals

6/7-10 Super Regionals TBD TBD

NCAA College World Series

6/15-26 College World Series Omaha, Neb. TBD

* - Mountain West game ! - College Baseball Classic

Bold - home game at Santa Ana Star Field

Game dates & times are Mountain time and subject to change

THE SLATE



NEW MEXICO
LOBOS

Record (MW)
5-3 (0-0 MW)

Head Coach.....Ray Birmingham
 Alma Mater, Yr.....New Mexico St., 1978
 Record at UNM.....366-287-3 (12th year)
 Career Record..1,184-615-5 (32nd year)



Arizona
Wildcats

Record (Pac-12)
6-2 (0-0 Pac-12)

Head Coach.....Jay Johnson
 Alma Mater, Yr.....Point Loma, 2001
 Record at UA.....127-69 (4th year)
 Career Record.....268-147 (8th year)

Game Information

Game Number:.....9
 Dates:.....2/27
 Location:.....Tucson, Ariz.
 Venue:.....Hi Corbett Field

Series History

Overall:.....33-162
 On the Road:.....15-107
 Current Streak:.....L14
 First Meeting:.....1940
 Last Meeting:.....4/2/18

Broadcast Information

Radio:.....N/A
 Play-By-Play:.....N/A
 Analyst:.....N/A
 Live Stream:.....Pac-12 Network
 Live Stats:.....GoLobos.com

LEADING OFF

The University of New Mexico baseball team is set for their first mid-week non-conference game of the year as they are traveling to Tucson, Ariz. to take on the Wildcats of the University of Arizona. This will be the 195th meeting between the two in a series that began back in 1940. This year's edition will feature a couple of teams off to a solid start in 2019.

The Lobos are 5-3 overall after taking three of four from Niagara over the weekend, while the Wildcats are 6-2 overall and are coming off a 2-1 series loss on the road at Houston. The two losses in the weekend series for the Wildcats were by a combined three runs.

Wednesday night's game will be the fifth at home for the Wildcats

and they are currently 4-0 at home thanks to a four-game sweep of UMass-Lowell to begin the season. It will also be the Lobos' first true road game of the season as their four games away from Santa Ana Star Field were played at a neutral site in Surprise, Ariz.

With a scheduled first-pitch time of 6 p.m. (MT), the Lobos will start junior right-hander **Drew Gillespie**. The Wildcats are expected to counter with freshman right-hander **Quinn Flanagan**. This will be both pitchers second starts of the season. Gillespie is 0-1 after losing his start vs. Oregon State and Flanagan is 1-0 after winning the series finale against UMass-Lowell.

PROBABLE PITCHING MATCHUPS

Arizona (2/27/19)

RHP Drew Gillespie (Jr.)
(0-1, 3.60 ERA, 5.0 IP, 2 K)

vs.

RHP Quinn Flanagan (Fr.)
(1-0, 2.25 ERA, 4.0 IP, 4 K)



UNIVERSITY OF NEW MEXICO

2019 BASEBALL



UNIVERSITY OF NEW MEXICO

Location Albuquerque, N.M.
Founded 1889 by Territorial Legislature
Enrollment 25,015
Nickname Lobos
Colors Cherry (PMS 200) & Silver (PMS Cool Gray 6)
Conference Mountain West Conference
National Affiliation NCAA Division I
President Dr. Garnett Stokes
Director of Athletics Eddie Nuñez
Faculty Representative Amy Neel

FACILITY INFORMATION

Home Field Santa Ana Star Field
Capacity 1,000
Dimensions 338 (LF); 420 (CF); 338 (RF)
 408 (LC); 408 (RC)

PROGRAM HISTORY

First Season 1899
Overall Record 1,834-1,650-16 (.526)
Overall Mountain West Record 306-215-1 (.587)
Years in NCAA Postseason .. 6 (1962, 2010, '11, '12, '13, '16)
Conference Titles 7 (1962, 2000, '11, '12, '13, '14, '17)
Conference Tournament Titles 3 (2011, '12, '16)

TEAM INFORMATION

2018 Overall Record 20-33-1
2018 Mountain West Record (Finish) 11-19-0 (7th)
2018 Home Record 11-14-1
2018 Away Record 6-16-0
2018 Neutral Record 3-3-0
2019 Starters Returning / Lost 7 / 3
2019 Pitchers Returning / Lost 7 / 5
2019 Letterwinners Returning / Lost 18 / 13
2019 Newcomers 22

COACHING STAFF

Head Coach **Ray Birmingham**
 Phone (505) 925-5720
 Email RayBirm@unm.edu
 Years at UNM 12th season
 Record at UNM 366-287-3 (11 yrs.)
 Four-year Institution Record 399-360-3 (12 yrs.)
 Overall Record 1,184-615-5 (31 yrs.)
Pitching Coach **Brandon Higelin**
 Phone (505) 925-5720
 Email bhigelin@unm.edu
 Years at UNM 1st season
Asst. Coach/Recruiting Coordinator **Jon Coyne**
 Phone (505) 925-5720
 Email coynej@unm.edu
 Years at UNM 1st season
Volunteer Assistant Coach **Nate Causey**
 Years at UNM 1st season
Graduate Manager **Dante Mileta**
Athletic Trainer **Robert Rimorin**

MULTIMEDIA INFORMATION

Athletics Website www.GoLobos.com
Main University Web Site www.unm.edu
Conference Web Site www.TheMW.com
Facebook www.facebook.com/NewMexicoLobos
Twitter @UNMLobos
Baseball Twitter & Instagram @UNMLoboBaseball
Baseball Facebook /UNMLobosBaseball

MEDIA RELATIONS

Baseball Contact Daniel Gallegos
Cell Phone (Preferred) 501-442-2930
Email dmgallegos@unm.edu
Address:

Department of Athletics
 Colleen J. Maloof Administration Building
 MSC04 2680
 1 University of New Mexico
 Albuquerque, NM 87131-0001



» Six Mountain West Regular Season Championships «
 » 2000, 2011, 2012, 2013, 2014, 2017 «
 » Three Mountain West Tournament Championships «
 » 2011, 2012, 2016 «
 » Six NCAA Regional Appearances «
 » 1962, 2010, 2011, 2012, 2013, 2016 «



UNIVERSITY OF NEW MEXICO 2019 BASEBALL



THE WEEK AHEAD

SUNDAY	MONDAY	TUESDAY	WEDNESDAY	THURSDAY	FRIDAY	SATURDAY
31	25	26	27	28	29	30
vs. San Jose State Noon Santa Ana Star Field Albuquerque, N.M.			at Arizona 6 p.m. Santa Ana Star Field Albuquerque, N.M.		vs. San Jose State 6 p.m. Santa Ana Star Field Albuquerque, N.M.	vs. San Jose State 2 p.m. Santa Ana Star Field Albuquerque, N.M.

MW STANDINGS

2019 Standings (as of 2-25-19)

Team	GAC	Pct.	Overall	Pct.	Streak
Nevada	0-0	.000	6-1	.857	W4
Fresno State	0-0	.000	5-1	.833	W4
San Jose State	0-0	.000	6-2	.750	W1
San Diego State	0-0	.000	5-2	.714	W1
NEW MEXICO	0-0	.000	5-3	.625	L1
UNLV	0-0	.000	4-3	.571	L1
Air Force	0-0	.000	3-3	.500	W1

The Conference Slate

Monday, February 25

Air Force at East Carolina | 4 p.m. (ET)

Tuesday, February 26

Utah at UNLV | 2 p.m. (PT)

Saint Mary's at San Jose State | 5:30 p.m. (PT)

San Diego at San Diego State | 6 p.m. (PT)

Wednesday, February 27

NEW MEXICO AT ARIZONA | 6 P.M. (MT)

Thursday, February 28

Nevada at Washington State | 4 p.m. (PT)

Friday, March 1

San Diego State at Air Force | 2 p.m. (MT)

Nevada at Washington State | 4 p.m. (PT)

SAN JOSE STATE AT NEW MEXICO | 6 P.M. (MT)

UNLV at Fresno State | 6 p.m. (PT)

Saturday, March 2

San Diego State at Air Force | 1 p.m. (MT)

SAN JOSE STATE AT NEW MEXICO | 2 P.M. (MT)

Nevada at Washington State | 2 p.m. (PT)

UNLV at Fresno State | 6 p.m. (PT)

Sunday, March 3

SAN JOSE STATE AT NEW MEXICO | NOON (MT)

Nevada at Washington State | Noon (PT)

San Diego State at Air Force | 1 p.m. (MT)

UNLV at Fresno State | 1 p.m. (PT)



HOW NM STACKS UP IN THE MW

Team Rankings (as of 2-25-19)

Category	Stat	Rank
Batting Average	.293	3rd
Slugging Percentage	.417	1st
On-Base Percentage	.375	4th
Runs Scored	50	T-1st
Hits	76	1st
Runs Batted In	45	1st
Doubles	17	2nd
Triples	3	3rd
Home Runs	3	5th
Total Bases	108	2nd
Earned Run Average	3.18	3rd
Opponent Batting Average	.226	4th
Innings Pitched	68.0	2nd
Batters Struck Out	57	5th
Saves	3	T-1st
Hits Allowed	57	4th
Runs Allowed	31	4th
Earned Runs Allowed	24	3rd
Fielding Percentage	.958	7th
Errors	12	1st
Fielding Double Plays	6	2nd

Individual Rankings (as of 2-25-19)

Category	Player	Stat	Rank
Batting Avg.	Connor Mang	.419	4th
Slugging %	Jared Mang	.778	2nd
On-Base %	Jared Mang	.541	5th
Runs Scored	Jared Mang	11	T-1st
Hits	Connor Mang	13	2nd
Runs Batted In	Jared Mang	14	1st
Doubles	Jared Mang	5	1st
Triples	Three Lobos	1	T-2nd
Home Runs	Three Lobos	1	T-4th
Total Bases	Connor Mang	22	2nd
Earned Run Avg.	Nathaniel Garley	0.64	3rd
Opp. Batting Avg.	Justin Slaten	.083	1st
Innings Pitched	Nathaniel Garley	14.0	1st
Batters Struck Out	N. Garley/J. Slaten	15	T-3rd
Wins	Nathaniel Garley	2	T-1st
Saves	Malachi Emond	2	T-2nd

2019 MW PLAYERS OF THE WEEK

Week 1 Hitter: Pitcher:	2/18/19 HITTER: JARED MANG (UNM) PITCHER: NATHANIEL GARLEY (UNM)	Week 6 Hitter: Pitcher:	Week 11 Hitter: Pitcher:
Week 2 Hitter: Pitcher:	2/25/19 Hitter: Pitcher:	Week 7 Hitter: Pitcher:	Week 12 Hitter: Pitcher:
Week 3 Hitter: Pitcher:		Week 8 Hitter: Pitcher:	Week 13 Hitter: Pitcher:
Week 4 Hitter: Pitcher:		Week 9 Hitter: Pitcher:	Week 14 Hitter: Pitcher:
Week 5 Hitter: Pitcher:		Week 10 Hitter: Pitcher:	Week 15 Hitter: Pitcher:



UNIVERSITY OF NEW MEXICO

2019 BASEBALL



INSIDE THE TEAM MATCHUPS

General

New Mexico		Arizona
5-3	Record	6-2

Hitting

.293	Batting Avg.	.325
50	Runs	102
17	2Bs	23
3	3Bs	4
3	HRs	10
45	RBI	92
.417	SLG%	.536
.375	On-Base%	.467
5	Sacrifice Flies	5
5	Sacrifice Hits	4
8-10	SB-SBA	8-11

Defense

204	Putouts	210
73	Assists	62
12	Errors	11
.958	FLD%	.961

Pitching

3.18	ERA	3.86
0	Complete Games	0
0 / 0	Shutouts/Combined SO	0 / 0
3	Saves	2
68.0	Innings Pitched	70.2
57	Hits Allowed	64
31	Runs Allowed	37
24	Earned Runs Allowed	30
40	Walks	40
57	Strikeouts	70
8	2Bs Allowed	8
1	3Bs Allowed	1
1	HRs Allowed	6
.226	Batting Avg. Against	.242

LOBOS RECORD WHEN...

	Overall	In MW
Overall	5-3	
At home	3-1	
On the road	0-0	
At neutral sites	2-2	
vs. ranked opponents	1-2	
Day games	4-3	
Night games	1-0	
vs. Left starter	1-0	
vs. Right starter	4-3	
1-Run games	0-1	
2-Run games	2-1	
5+Run games	2-1	
Extra Innings	0-0	
Shutouts	0-1	
On Sunday	3-0	
On Monday	0-1	
On Tuesday		
On Wednesday		
On Thursday		
On Friday	0-1	
On Saturday	2-1	
In February	5-3	
In March		
In April		
In May		
In June		
Scoring		
Scoring 0-2 Runs	0-1	
Scoring 3-5 Runs	1-2	
Scoring 6-9 Runs	2-0	
Scoring 10+ Runs	2-0	
Opponent Scores 0-2 Runs	1-0	
Opponent Scores 3-5 Runs	4-2	
Opponent Scores 6-9 Runs	0-1	
Opponent Scores 10+ Runs	0-0	
Scored In First Inning	4-1	
Opponent Scored in First Inning	2-1	
Scored First	3-2	
Opponent Scored First	2-1	
Leading Trailing		
Leading After 6	5-2	
Trailing After 6	0-1	
Tied After 6	0-0	
Leading After 7	4-2	
Trailing After 7	0-1	
Tied After 7	0-0	
Leading After 8	4-1	
Trailing After 8	0-2	
Tied After 8	0-0	
Home Runs		
Hit 0 Home Runs	3-2	
Hit 1 Home Run	2-1	
Hit 2+ Home Runs	0-0	
Opponent Hit 0 Home Runs	5-2	
Opponent Hit 1 Home Run	0-1	
Opponent Hit 2+ Home Runs	0-0	
Errors		
Made 0 Errors	2-0	
Made 1 Error	2-0	
Made 2+ Errors	1-3	
Opponent Made 0 Errors	1-2	
Opponent Made 1 Error	0-1	
Opponent Made 2+ Errors	4-0	
Hit Out-Hit		
Out-Hit Opponent	4-2	
Out-Hit by Opponent	1-1	
Hits are Tied	0-0	



UNIVERSITY OF NEW MEXICO

2019 BASEBALL



NATIONAL RANKINGS

Baseball America

as of 2-25-19

#	School	Record	LW
1	Vanderbilt	5-1	1
2	Louisiana State	7-0	2
3	UCLA	6-1	3
4	North Carolina	7-0	5
5	Florida	5-3	4
6	Florida State	7-0	6
7	Stanford	6-1	7
8	Texas Tech	5-1	8
9	Mississippi State	6-1	9
10	Oregon State	8-0	10
11	East Carolina	5-2	11
12	Louisville	5-2	12
13	Mississippi	4-2	13
14	Clemson	6-1	14
15	Georgia	6-0	15
16	Baylor	7-0	16
17	Arkansas	5-1	17
18	Auburn	6-2	18
19	Texas	5-2	19
20	Michigan	6-0	20
21	Coastal Carolina	7-1	23
22	Duke	6-1	22
23	Southern Mississippi	4-2	21
24	Texas Christian	5-2	24
25	UC Irvine	5-2	25

D1Baseball

as of 2-25-19

#	School	Record	LW
1	Vanderbilt	5-1	1
2	LSU	7-0	2
3	Texas Tech	5-1	3
4	UCLA	6-1	4
5	North Carolina	7-0	6
6	Oregon State	8-0	7
7	Florida	5-3	5
8	Louisville	5-2	8
9	Georgia	6-0	9
10	Ole Miss	4-2	10
11	Stanford	6-1	12
12	Mississippi State	6-1	14
13	Florida State	7-0	13
14	East Carolina	5-2	11
15	Baylor	7-0	15
16	Arkansas	5-1	16
17	Michigan	6-0	17
18	TCU	5-2	18
19	Oklahoma State	5-2	19
20	Coastal Carolina	7-1	21
21	Auburn	6-2	22
22	Texas	6-2	23
23	Clemson	6-1	24
24	Cal State Fullerton	4-2	25
25	Illinois	6-0	NR

Perfect Game

as of 2-25-19

#	School	Record	LW
1	Louisiana State	7-0	1
2	Oregon State	8-0	2
3	Vanderbilt	5-1	3
4	UCLA	6-1	4
5	Texas Tech	5-1	5
6	North Carolina	7-0	6
7	Stanford	6-1	7
8	Florida	5-3	8
9	East Carolina	5-2	9
10	Mississippi	4-2	10
11	Louisville	5-2	11
12	Baylor	7-0	12
13	Arkansas	5-1	13
14	Florida State	7-0	14
15	Auburn	6-2	15
16	Texas Christian	5-2	16
17	Mississippi State	6-1	17
18	NC State	7-0	21
19	Michigan	6-0	19
20	Oklahoma State	5-2	20
21	Connecticut	3-3	18
22	Georgia	6-0	22
23	UC Irvine	5-2	23
24	Clemson	6-1	24
25	Coastal Carolina	7-1	25

USA Today/ESPN

Preseason

#	School	Record	LW
1	LSU	39-27	
2	Vanderbilt	35-27	
3	Florida	49-21	
4	Texas Tech	45-20	
5	Oregon State	55-12-1	
6	North Carolina	44-20	
7	UCLA	38-21	
8	Louisville	45-19	
9	Stanford	46-12	
10	Mississippi	48-17	
11	Florida State	43-19	
12	Arkansas	48-21	
13	Georgia	39-21	
14	East Carolina	44-18	
15	Mississippi State	39-29	
16	Texas	42-23	
17	TCU	33-23	
18	Baylor	37-21	
19	Clemson	47-16	
20	Auburn	43-23	
21	Oklahoma State	31-26-1	
22	Coastal Carolina	43-19	
23	North Carolina State	42-18	
24	Cal State Fullerton	36-25	
25	Michigan	33-21	

Collegiate Baseball

as of 2-25-19

#	School	Record	LW
1.	Louisiana St.	7-0	1
2.	Vanderbilt	5-1	2
3.	UCLA	6-1	3
4.	Texas Tech	5-1	4
5.	Oregon St.	8-0	7
6.	North Carolina	7-0	8
7.	Florida St.	7-0	9
8.	Stanford	6-1	5
9.	Georgia	6-0	11
10.	N.C. State	7-0	22
11.	Coastal Carolina	7-1	10
12.	Louisville	5-2	12
13.	Florida	5-3	6
14.	Baylor	7-0	21
15.	Clemson	6-1	15
16.	Mississippi St.	6-1	25
17.	Mississippi	4-2	13
18.	Texas	6-2	14
19.	Texas Christian	5-2	16
20.	Cal. St. Fullerton	4-2	17
21.	Duke	6-1	20
22.	Arkansas	5-1	23
23.	Texas A&M	7-1	28
24.	Arizona St.	7-0	NR
25.	Michigan	6-0	NR
26.	Illinois	6-0	NR
27.	Sam Houston St.	5-1	NR
28.	Oklahoma St.	5-2	18
29.	Auburn	6-2	26
30.	South Carolina	6-1	NR

NCBWA

as of 2-25-19

#	School	Record	LW
1	LSU	7-0	1
2	Vanderbilt	5-1	2
3	Oregon State	8-0	5
4	UCLA	6-1	3
5	North Carolina	7-0	7
6	Texas Tech	5-1	6
7	Georgia	6-0	10
8	Florida State	7-0	9
9	Florida	5-3	4
10	Stanford	6-1	12
11	Mississippi State	6-1	15
12	Baylor	7-0	13
13	Arkansas	5-1	14
14	Louisville	5-2	8
15	East Carolina	5-2	11
16	Clemson	6-1	17
17	Ole Miss	4-2	16
18	Michigan	6-0	21
19	Coastal Carolina	7-1	19
20	Texas	6-2	20
21	Oklahoma State	5-2	23
22	Auburn	6-2	22
23	TCU	5-2	18
24	Cal State Fullerton	4-2	24
25	Duke	6-1	25
26	Arizona State	7-0	NR
27	Tennessee	7-0	NR
28	Illinois	6-0	NR
29	N.C. State	7-0	NR
30	UC Irvine	5-2	29



UNIVERSITY OF NEW MEXICO

2019 BASEBALL



LAST TIME IT HAPPENED

HITTING (Individual)

Grand slam:Carl Stajduhar vs. San Diego St., 5/26/17
Hit for the cycle: Danny Collier vs. Air Force., 3/24/18
Five hits: Jack Zoellner vs. Air Force 5/6/17
Six hits: Carl Stajduhar vs. Fresno St., 4/9/16
Eight at bats: Josh Mader vs. Air Force, 5/2/03
Four runs: Jeff Deimling vs. Air Force 5/19/18
Five runs: Carl Stajduhar at UNLV, 3/24/17
Six runs: Justin Howard vs. Coppin St., 4/18/10*
Five RBI: Jared Mang vs. Niagara, 2/24/19
Six RBI: Jared Mang at San Diego St., 4/30/17
Seven RBI: Carl Stajduhar vs. Texas Tech 4/26/17
Eight RBI: DJ Peterson at No. 21 UNLV, 3/17/13
10 RBI: Brian Cavazos-Galvez vs. TAMU-CC (Game 2), 2/21/09
Three doubles: Danny Collier vs. Air Force, 5/7/17
Four doubles: Reece Weber vs. San José St., 5/10/15
Four extra-base hits: Reece Weber vs. San José St., 5/10/15
Two triples: Chris Dunn vs. Central Michigan, 2/24/18
Back-to-back-to-back triples:Mike Brownstein, Dane Hamilton, Brian Cavazos-Galvez vs. TAMU-CC (Game 2), 2/21/09
Inside-the-Park home run:DJ Peterson vs. TCU, 5/20/11
Walk-off home run: Danny Collier vs. Air Force, 3/24/18
Two home runs: Jack Zoellner vs. Air Force, 5/6/17
Three home runs: Carl Stajduhar vs. Air Force, 5/6/17
Four home runs: Brian Cavazos-Galvez vs. Air Force, 4/12/08*#
Two home runs in one inning:Josh Mader at Utah, 4/8/04
Two+ players with multi-homers:Brian Cavazos-Galvez (4), Kevin Atkinson (2) vs. Air Force, 4/12/08
Back-to-back homers: ... Chris Dunn, Derek Marshall at Fresno State, 3/9/18
Back-to-back-to-back homers: Daniel Stovall, Matt Hibbits, Ian Hollick vs. Hawaii-Hilo, 4/28/07
Multiple back-to-back homers in same game: (2), Joe Salas, Daniel Stovall, vs. Air Force, 5/16/04
Homered in three straight games: Carl Stajduhar vs. UNLV, 4/21-23/17
Three + sacrifice bunts in a game:3, Jared Holley, 4/20/13
Four strikeouts: Phillip Sikes at San Jose St., 4/29/18
Three HBP: Jared Holley vs. LaSalle, 3/5/13
Three stolen bases: Luke Campbell at UNLV, 3/16/13
Four Walks: Luis Gonzalez vs. Air Force, 5/5/17
Five Walks: DJ Peterson vs. UC Riverside, 3/9/13*

PITCHING (Individual)

No-hitter (7-inning game):Mike Connell vs. N.M. Highlands, 3/24/77
No-hitter (9-inning game):Jim Kremmel vs. Arizona, 4/17/70
One-hitter: Tyler Stevens vs. Air Force, 4/12/15
Complete game: Cody Dye vs. UNLV, 4/21/18
Complete-game shutout: Colton Thomson vs. Nevada, 5/26/16
10+ strikeouts:10, Justin Slaten vs. Niagara, 2/23/19
15+ strikeouts:15, Bob McAulay vs. UTEP, 5/13/66
No walks (complete game):3/25/16 at San Diego St. (Carson Schneider, 34 batters faced)

Scouting Arizona

The Arizona Wildcats are off to a 6-2 start to their season and are coming off of a 2-1 series loss in non-conference play at Houston. Prior to that, the Wildcats had opened up 2019, 5-0 thanks to a four-game sweep at home against UMass-Lowell and a mid-week road game at Rice.

Prior to the start of the season, the Wildcats were picked fourth in the Pac-12 preseason coaches poll and also received national acclaim being ranked No. 26 in the Collegiate Baseball preseason Top-40 poll.

Individually, the Wildcats had a pair of players receive high plaudits. Infielder **Nick Quintana** was named a Preseason Second-Team All-American by the National Collegiate Baseball Writers Association and a Preseason Third-Team All-American by Baseball America, D1Baseball.com, Perfect Game, and Collegiate Baseball. Quintana was also selected to the 2019 Golden Spikes Award preseason watch list. **Cameron Cannon** earned Preseason Second-Team All-American recognition from D1Baseball.com. Additionally, D1Baseball.com listed Quintana as the No. 3 third baseman in the country, while Cannon checked in as the No. 2 ranked second baseman in the nation.

Through the first weekend of the season, the Wildcats are hitting .325 (94-for-289) as a team with 102 runs scored, 23 doubles, four triples and 10 home runs. Their leading hitter is **Cameron Cannon** at .469 (15-for-32). He also leads the team in doubles with seven. **Ryan Holgate** is the team-leader in both home runs and RBIs with three homers and 15 RBIs..

On the mound, Arizona has a staff ERA of 3.86. In 70.0 innings pitched, the arms for the Wildcats have collectively struck out 70 batters. The projected starting pitcher for the Wildcats against the Lobos is freshman right-hander **Quinn Flanagan**. Flanagan has made one start and is 1-0 with a 2.25 ERA and four strikeouts in 4.0 innings pitched.



UNIVERSITY OF NEW MEXICO

2019 BASEBALL



HOME-OPENER WEATHER OR NOT

Winter weather made an unwelcome appearance this past week and weekend causing the schedule of the Lobos' home-opening series vs. Niagara to shift several times. Eventually, the scheduled formate of a four-game series over three days was condensed down to a four-game slate over two days as the teams played doubleheaders both on Saturday and Sunday afternoons.

After dropping the first game 5-3, the Lobos bounced back to win the next three games and take the series over the Purple Eagles. In those four games, the Lobos scored 28 runs and hit .278 as a team. Pitching was rather dominant on the weekend as the Lobo arms had a 3.18 ERA and 33 strikeouts in 34.0 innings pitched.

OPENING WEEKEND IN SURPRISE

For the second-straight season, the UNM Baseball team opened their season out in Surprise, Ariz. with four games as part of the annual College Baseball Classic. This year's classic featured three quality opponents for the Lobos with Oregon State and Minnesota being preseason nationally-ranked and Gonzaga tabbed as the preseason favorite in their league. All three teams were coming off of NCAA Regional Tournament appearances a year ago with Oregon State claiming the National Championship.

In the opening weekend, the Lobos went 2-2 with wins over No. 24 Minnesota and Gonzaga. The two losses came against No. 7/8 Oregon State as the Lobos and Beavers bookended the weekend. The Lobos had a lead against the Beavers until the bottom of ninth when Oregon State rallied for three runs to walk-off with a win. The second meeting saw the Beavers shutout the Lobos.

RIGHT MANGS FOR THE JOB

Both **JARED** and **CONNOR MANG** are off to great starts offensively for the Lobos as the brothers from Los Alamos are both hitting over .400 through the first two weekends of the season. In his senior season, Jared is pacing the team in slugging percentage (.778), on-base percentage (.541), runs scored (11), doubles (5) and RBIs (14). Connor is right there slugging over .700 as well and is leading the team in batting average at .419 (13-for-31).

LAST TIME IT HAPPENED

HITTING (Team)

Five + home runs (team):	6, vs. Air Force, 5/6/17
20+ hits:	22, vs. Fresno St. (W, 24-4), 3/31/17
25+ hits:	25, vs. Grand Canyon, (W, 22-3), 3/22/17
30+ hits:	31, vs. Binghamton (Game 1), 3/7/09
Allowed 20 + hits:	22, vs. Texas Tech, 4/17/18
20+ runs:	20, vs. Central Michigan (W, 20-9), 2/22/18
Allowed 20 + runs:	21, at Air Force (L, 8-21), 5/13/18
30+ runs:	30, vs. Binghamton (Game 1), 3/7/09
20+ RBI:	21, vs. Fresno St., 3/31/17
40+ total bases:	42, at UNLV, 3/24/17
50+ total bases:	51, vs. Binghamton (Game 1), 3/7/09
60+ total bases:	61, vs. Air Force, 4/12/08
No strikeouts:	5/4/14 vs. San Diego St. (35 at-bats)
No walks:	3/19/17 at Cal St. Fullerton (29 at-bats)
10+ strikeouts:	15 at Fresno State, 3/11/18
10+ walks:	12, vs. Central Michigan, 2/22/18
15+ walks:	15, Fresno St., 3/31/17
5+ HBP:	5, vs. Columbia, 3/16/18
Was no-hit (7-inning game):	at Utah, 4/21/90
Was no-hit (9-inning game):	at Wichita St., 3/20/90

PITCHING (Team)

10+ strikeouts:	12 vs. Niagara, 2/23/19
.....	12 vs. Niagara, 2/23/19
15+ strikeouts:	17 vs. Air Force, 3/24/18 (10 innings)
No strikeouts:	3/5/17 at Air Force
.....	(J. Tripp 30 BF; D. Gillespie 5 BF, A. Isenhart 1 BF, C. Tripp 8 BF)
No walks:	2/23/18 vs. Central Michigan
10 + walks:	10 vs. New Mexico St., 5/15/12



UNIVERSITY OF NEW MEXICO 2019 BASEBALL



LAST TIME IT HAPPENED

SCORING AND MISCELLANEOUS

Stole home:Hayden Schilling vs. UNLV, 4/23/17
Stole seven+ bases:7, 4/17/13 vs. New Mexico St. (W, 13-6)
Tied:2/25/18 vs. Central Michigan (T, 6-6)
Shut out:2/18/19 vs. Oregon State (L, 0-5)
Shut out opponent:2/23/18 vs. Central Michigan (W, 6-0)
Shut out at home:4/15/17 vs. Missouri St. (L, 0-8)
Shut out on the road:3/16/18 at Houston (L, 0-1)
Shut out opponent at home:2/23/18 vs. Central Michigan (W, 6-0)
Shut out opponent on road:3/28/16 at Sacramento St. (1-0)
Recorded back-to-back shutouts:5/6-5/7, 2011
vs. Air Force (5-0, 10-0)
Recorded three straight shutouts:2/24-3/3, 1973
vs. New Mexico St. (1-0) and New Mexico Highlands (7-0, 4-0)
Shut out in back-to-back games:3/14-15/2017 at Oklahoma St.
Most runs in three-game series:73, vs. Air Force (4/13-14, 2006)
Consecutive one-run games:3, vs. NMSU/at Air Force (5/8-12/18)
Four straight one-run games:April 3-9, 2016
Five straight one-run games:March 18-24, 2015*

EXTRA INNINGS

Won an extra-inning game:3/24/18 vs. Air Force (12-11, 10 inn.)
Lost an extra-inning game:4/27/18 at San Jose St. (5-6, 10 inn.)
Extra inning games in a row:2, 3/13-3/15, 2013
at No. 14 Arizona St. and at No. 21 UNLV
3 straight extra-inning games:at Utah, 4/9-11, 2009
Played a 10-inning game:at San Jose St., 5/27/18 (L, 10-11)
Played an 11-inning game:vs. Fresno St., 4/7/18 (L, 6-7)
Played a 12-inning game:vs. Fresno St., 4/9/16 (W, 14-13)
Played a 13-inning game:vs. Columbia, 6/1/13 (L, 6-5, NCAA Tourn.)
Played a 14-inning game:vs. Eastern N.M., 2/5-6, 1996 (W, 8-7)
Played a 15-inning game:at New Mexico St., 2/9/02 (L, 4-3)

IN AN INNING

10+ runs in an inning:10 vs. Grand Canyon, 3/22/17
15+ runs in an inning:15 vs. Savannah St., 3/11/05
4+ homers in an inning:4 at Air Force, 5/19/05
5+ doubles in an inning:5, at Nevada, 4/21/13
4+ triples in an inning:4, vs. TAMU-CC (Game 2), 2/21/09
10+ hits in an inning:11, vs. Grand Canyon, 3/22/17
10+ consecutive hits:11, vs. Savannah St., 3/11/05*
10+ consecutive batters reach base:12 vs. Fresno St., 4/13/13
15+ consecutive batters reach base:16 vs. Savannah St., 3/11/05
Player w/hits from both sides of plate:Sam Haggerty
vs. Fresno St. 4/12/13

STARTING OFF RIGHT

Starting pitching for the Lobos has been a welcomed surprise through the first two weekends of the 2019 season. A year ago, the Lobos ended the season with a 6.92 ERA and a 10-27 record for their starting pitchers. This year, the starting rotations is 4-1 with a 2.18 ERA.

Standing out amongst those starters early on are **JUSTIN SLATEN** and **NATHANIEL GARLEY**. Slaten has yet to record a decision, but has a 0.75 ERA and 15 strikeouts in 12.0 innings pitched. His most-recent start saw the junior right-hander strikeout a career-best 10 batters against Niagara. Garley is off to a 2-0 start and has a 0.64 ERA. He has also registered 15 strikeouts in 14.0 innings pitched.

SWEEPING MW PLAYER AND PITCHER OF THE WEEK

Opening weekend saw a lot of positives both collectively as a team and individually for several Lobos. As a result UNM swept the first edition of the Mountain West Player and Pitcher of the Week awards with **JARED MANG** garnering the player award and **NATHANIEL GARLEY** the pitcher award.

Through the first three games of his senior season Mang would hit .545 (6-for-11) with five runs scored, seven RBIs, two doubles and a home run. Mang also slugged at 1.000 and had an on-base percentage of .600 thanks to three walks, two of which were intentional.

In the first three games, Mang registered at least one hit and RBI. In the Lobos' 11-1 win over No. 24 Minnesota, Mang went 4-for-5 with a pair of doubles, two runs scored and two RBIs.

On the mound, Garley earned the award in his lone appearance of the week as he pitched 7.0 innings and allowed just three hits (all singles) and one earned run against the No 24 Gophers. Garley also struck out six.

MANG NAMED PRESEASON ALL-MW

For the second-consecutive year, senior outfielder **JARED MANG** has been named to the Preseason All-MW Team, earning the honor prior to his junior season. That initial preseason plaudit was in response to a sensational sophomore campaign that saw Mang hit .373 (90-for-241) with 63 runs scored, 17 doubles, two triples, nine home runs, and 62 RBIs.



UNIVERSITY OF NEW MEXICO 2019 BASEBALL



Mang's junior season, however, was hampered by injuries and limited him to just 29 games played. Despite that, Mang still put up impressive numbers as he batted .284 (29-for-102), scored 27 runs, drove in 29 and hit a team-high eight home runs.

A 2017 All-MW First Team selection, Mang enters his senior season as a .328 career hitter with 127 runs scored, 170 hits, 30 doubles, four triples, 20 home runs and 121 RBIs.

LOBOS LOOKING FOR TURNAROUND IN 2019

The 2018 season was a down year for the Lobo baseball program. With an overall record of 20-33-1 and an 11-19 mark in the Mountain West, the Lobos missed out on the MW Tournament for the first time in league history. All of that is in the rear-view, however, as the Lobos enter the 2019 season with a renewed sense of optimism and confidence. Aiding that change in culture are the additions to the coaching staff. Head Coach **RAY BIRMINGHAM** is all that returned from the 2018 staff, giving way to three new coaches. New to the program this year are infield coach and recruiting coordinator, **JON COYNE**, pitching coach, **BRANDON HIGELIN** and volunteer catching coach, **NATE CAUSEY**.

LAST TIME IT HAPPENED

WALK-OFFS

Won on last at-bat: 3/24/18 vs. Air Force (12-11, 10 innings)
Lost on last at-bat: 2/15/19 vs. No. 8 Oregon State (5-6, 9 innings)
Scored two runs in last at-bat: 2/28/15 vs. San Francisco (4-3, 9 innings)
Scored three runs in last at-bat: 3/5/11 vs. UTSA (6-5)
Scored four runs in last at-bat: 4/25/12 vs. Texas Tech (14-13)
Scored five runs in last at-bat: 2/12/01 vs. Southern Utah (8-7)
Scored six runs in last at-bat: 3/22/13 vs. Nevada (9-8)
Scored seven runs in last at-bat: 3/13/10 vs. LA Tech (15-14, 10 inn, GM1)
Scored nine runs in last at-bat: 3/21/99 vs. TCU (17-16)
Allowed two runs in last at-bat: 4/29/18 at San Jose St. (2-3)
Allowed three runs in last at-bat: 2/15/19 vs. No. 8 Oregon State (5-6)
Allowed four runs in last at-bat: 5/12/06 at UNLV (12-8)
Allowed five runs in last at-bat: 2/17/96 at UNLV (7-6)

SERIES

Swept non-conf. series, home: vs. Central Michigan, 2/22-25, 2018
Swept non-conf. series, road: at No. 23 Oklahoma St., 3/14-15, 2017
Swept in non-conf. series, home: vs. Dallas Baptist, 3/4-6, 2016
Swept in non-conf. series, road: at No. 7 Cal St. Fullerton 3/17-19/2017
Swept MW series, home: vs. UNLV, 4/21-23, 2017
Swept MW series, road: at UNLV, 3/24-26, 2017
Swept multiple MW series in a row: 3, 3/3/17-3/26/17
..... at Air Force, vs. San José St., at UNLV
Swept in MW series, home: vs. Fresno St. 4/6-8, 2018
Swept in MW series, road: at San Jose St. 4/27-29, 2018
Swept in multiple MW series in a row: 2, 4/6/18-4/15/18
..... vs. Fresno St., at Nevada



UNIVERSITY OF NEW MEXICO

2019 BASEBALL



GAME-BY-GAME BATTING ORDER

Date	Opponent	1st	2nd	3rd	4th	5th	6th	7th	8th	9th	Record
2/15	! No. 8 Oregon St.	Watari	Schilling	J. Mang	C. Mang	Marshall Jr.	Deimling	Kelly	O'Farrell	Merritt	0-1
2/16	! No. 24 Minnesota	Watari	Schilling	J. Mang	Marshall Jr.	Baker	Kelly	C. Mang	O'Farrell	Merritt	1-1
2/17	!Gonzaga	Watari	Schilling	J. Mang	Marshall Jr.	Baker	Kelly	C. Mang	O'Farrell	Merritt	2-1
2/18	! No. 7 Oregon St.	Watari	Schilling	J. Mang	Baker	C. Mang	Kelly	Marshall Jr.	O'Farrell	Merritt	2-2
2/23	Niagara	Watari	Schilling	J. Mang	Baker	C. Mang	Kelly	Marshall Jr.	O'Farrell	Merritt	2-3
2/23	Niagara	Watari	Schilling	J. Mang	Baker	C. Mang	Kelly	Marshall Jr.	O'Farrell	Deimling	3-3
2/24	Niagara	Watari	Schilling	J. Mang	Baker	C. Mang	Kelly	Marshall Jr.	O'Farrell	Adkins	4-3
2/24	Niagara	Watari	Schilling	J. Mang	Baker	C. Mang	Deimling	Marshall Jr.	O'Farrell	Adkins	5-3
2/27	Arizona										
3/1	*San Jose State										
3/2	*San Jose State										
3/3	*San Jose State										
3/8	Cal State Fullerton										
3/9	Cal State Fullerton										
3/10	Cal State Fullerton										
3/15	*Nevada										
3/16	*Nevada										
3/17	*Nevada										
3/19	Oklahoma										
3/20	Oklahoma										
3/22	*San Diego State										
3/23	*San Diego State										
3/24	*San Diego State										
3/26	New Mexico State										
3/29	*UNLV										
3/30	*UNLV										
3/31	*UNLV										
4/2	Texas Tech										
4/3	Texas Tech										
4/5	*San Jose State										
4/6	*San Jose State										
4/7	*San Jose State										
4/8	California										
4/12	*Nevada										
4/13	*Nevada										
4/14	*Nevada										
4/16	New Mexico State										
4/18	UC Riverside										
4/19	UC Riverside										
4/20	UC Riverside										
4/23	Texas Tech										
4/24	Texas Tech										
4/26	*Fresno State										
4/27	*Fresno State										
4/28	*Fresno State										
4/30	Grand Canyon										
5/1	Grand Canyon										
5/3	*Air Force										
5/4	*Air Force										
5/5	*Air Force										
5/10	*UNLV										
5/11	*UNLV										
5/12	*UNLV										
5/16	*San Diego State										
5/17	*San Diego State										
5/18	*San Diego State										



UNIVERSITY OF NEW MEXICO

2019 BASEBALL



DEFENSIVE STARTING LINEUPS

Date	Opponent	C	1B	2B	3B	SS	LF	CF	RF	DH	Record
2/15	! No. 8 Oregon St.	O'Farrell	Marshall Jr.	Watari	C. Mang	Schilling	Kelly	J. Mang	Merritt	Deimling	0-1
2/16	! No. 24 Minnesota	O'Farrell	Marshall Jr.	Watari	C. Mang	Schilling	Merritt	J. Mang	Baker	Kelly	1-1
2/17	!Gonzaga	O'Farrell	Marshall Jr.	Watari	C. Mang	Schilling	Merritt	J. Mang	Baker	Kelly	2-1
2/18	! No. 7 Oregon St.	O'Farrell	Marshall Jr.	Watari	C. Mang	Schilling	Merritt	J. Mang	Baker	Kelly	2-2
2/23	Niagara	O'Farrell	Marshall Jr.	Watari	C. Mang	Schilling	Merritt	J. Mang	Baker	Kelly	2-3
2/23	Niagara	O'Farrell	Marshall Jr.	Watari	C. Mang	Schilling	Kelly	J. Mang	Baker	Deimling	3-3
2/24	Niagara	O'Farrell	Marshall Jr.	Watari	C. Mang	Schilling	Adkins	J. Mang	Baker	Kelly	4-3
2/24	Niagara	O'Farrell	Marshall Jr.	Watari	C. Mang	Schilling	Adkins	J. Mang	Baker	Deimling	5-3
2/27	Arizona										
3/1	*San Jose State										
3/2	*San Jose State										
3/3	*San Jose State										
3/8	Cal State Fullerton										
3/9	Cal State Fullerton										
3/10	Cal State Fullerton										
3/15	*Nevada										
3/16	*Nevada										
3/17	*Nevada										
3/19	Oklahoma										
3/20	Oklahoma										
3/22	*San Diego State										
3/23	*San Diego State										
3/24	*San Diego State										
3/26	New Mexico State										
3/29	*UNLV										
3/30	*UNLV										
3/31	*UNLV										
4/2	Texas Tech										
4/3	Texas Tech										
4/5	*San Jose State										
4/6	*San Jose State										
4/7	*San Jose State										
4/8	California										
4/12	*Nevada										
4/13	*Nevada										
4/14	*Nevada										
4/16	New Mexico State										
4/18	UC Riverside										
4/19	UC Riverside										
4/20	UC Riverside										
4/23	Texas Tech										
4/24	Texas Tech										
4/26	*Fresno State										
4/27	*Fresno State										
4/28	*Fresno State										
4/30	Grand Canyon										
5/1	Grand Canyon										
5/3	*Air Force										
5/4	*Air Force										
5/5	*Air Force										
5/10	*UNLV										
5/11	*UNLV										
5/12	*UNLV										
5/16	*San Diego State										
5/17	*San Diego State										
5/18	*San Diego State										



UNIVERSITY OF NEW MEXICO

2019 BASEBALL



RAY BIRMINGHAM enters into his 12th year as head coach of the UNM baseball team and also into his 32nd year as a head coach at the collegiate level. At UNM, Birmingham has won the third-most games in program history with 361 to his credit as the Lobo skipper. He also initiated and had led the ongoing development and execution of the \$3.65 million expansion of Santa Ana Star Field as well as UNM's first privately-funded building on campus

- the R.D. and Joan Dale Hubbard Clubhouse that was completed in December of 2016.

For his overall career, Birmingham is in exclusive company having won over 1,000 games. Entering the 2019 season, Birmingham is the winningest coach in the state's history as all 1,179 of his victories have come coaching for teams in his home state of New Mexico (College of the Southwest, New Mexico Junior College and UNM).

In 2015, Birmingham was inducted into the New Mexico Sports Hall of Fame. He also currently serves on the College Baseball Hall of Fame Selection Committee.

Birmingham has also coached or spoken at numerous clinics throughout the United States and South America. He has been published in the American Baseball Coaches Association (ABCA) Journal and worked professionally for the Cleveland Indians, Oakland A's and Kansas City Royals. Birmingham also led the NJCAA all-star team to four wins in five games over the Chinese All-Stars in Beijing, China in 2004. In 2006, Birmingham was selected as the head coach of the NJCAA all-star team when China returned to the United States to play the U.S. team. Birmingham also coached the NJCAA West All-Stars to a three-game sweep over the East All-Stars in the summer of 2009.

In the summer of 2014, Birmingham served as the hitting coach for USA Baseball's Collegiate National Team, which was made up of the top collegiate players from around the country. Team USA played games across North Carolina before traveling to the Netherlands to participate in Honkbal-Haarlem Baseball Week. The CNT won the international tournament by outscoring its opponents 34-6 over its final seven games. Birmingham helped guide Tennessee's Christin Stewart to "Best Hitter" honors at the tournament and Albuquerque's own Alex Bregman of LSU was named Honkbal Baseball Week MVP. Team USA concluded its summer with five games in Cuba, finishing with an overall record of 18-8-2.

In his 41st year of coaching, Birmingham has been a part of 22 championships. All of the college baseball programs Birmingham has coached have reached the top 25 in the national rankings. Between University of the Southwest, New Mexico Junior College and New Mexico, 164 athletes have gone on to play professional baseball with 36 coming while the head coach at UNM. Also under Birmingham at UNM, 40 athletes have earned All-America honors and 10 have been freshman All-Americans as well. Birmingham was also the coach of NMJC's first basketball conference championship team - a team that was ranked No. 1 in the country.

THE BIRMINGHAM FILE

Education

New Mexico State BA Journalism Education (1978)
College of the Southwest Education Administration

Coaching Experience

1988-89 Head Coach Mayfield High School
1990-2007 Head Coach College of the Southwest
2008-Present Head Coach New Mexico Junior College
2008-Present Head Coach University of New Mexico

Career Coaching Record (Year-By-Year)

School	Year	Record	Win Pct.
College of SW	1988	20-40	.333
College of SW	1989	33-33	.500
CSW	2 yrs	53-73	.421
NMJC	1990	22-30	.423
NMJC	1991	42-18	.700
NMJC	1992	40-15	.727
NMJC	1993	48-13	.787
NMJC	1994	42-12	.778
NMJC	1995	48-9	.842
NMJC	1996	34-17	.667
NMJC	1997	38-14	.731
NMJC	1998	40-18	.690
NMJC	1999	33-21	.611
NMJC	2000	41-14	.745
NMJC	2001	44-14	.759
NMJC	2002	43-10	.811
NMJC	2003	43-14	.754
NMJC	2004	47-10	.825
NMJC	2005	55-10	.846
NMJC	2006	49-8-1	.853
NMJC	2007	56-8-1	.856
NMJC	18 yrs	765-255-2	.750
UNM	2008	34-25	.576
UNM	2009	37-20	.649
UNM	2010	38-22	.633
UNM	2011	20-41	.328
UNM	2012	37-24	.607
UNM	2013	37-22	.627
UNM	2014	37-20-1	.647
UNM	2015	32-27	.559
UNM	2016	39-23	.629
UNM	2017	30-27-1	.526
UNM	2018	20-33-1	.380
UNM	2019	5-3	.625
UNM	12 yrs	366-287-3	.559
Career	32 yrs	1,184-615-5	.658





UNIVERSITY OF NEW MEXICO

2019 BASEBALL



2019 UNM BASEBALL ROSTER

POSITIONAL BREAKDOWN

PITCHERS (17)

Right-Handed (13)

2	Tristin Lively	Fr.
17	Jack Murano	Fr.
19	Drew Gillespie	Jr.
20	Blake Walden	Sr.
22	Justin Slaten	Jr.
23	Nico Garza	Jr.
25	Drew Marrufo	RsFr.
29	Chad Smith	Sr.
30	Jack White	RsFr.
32	Malachi Emond	Sr.
37	Trevor Riley	Fr.
43	Kevin Conley	Fr.
44	Nathaniel Garley	Jr.

Left-Handed (4)

18	Matt Foster	Fr.
21	Kenneth Waller	So.
40	Brian Coffey	Jr.
41	Kyle Conley	Fr.

CATCHERS (3)

4	Reese O'Farrell	Jr.
9	Ediberto Reyes	Fr.
12	Joseph Hagopian	Fr.

INFELDERS (8)

3	Hayden Schilling	Sr.
5	Justin Watari	Jr.
11	Cameron Stevenson	Fr.
13	Connor Mang	RsSo.
26	Nick Atkins	So.
27	Tyler Kelly	Fr.
31	Zack Doak	Fr.
14	Derek Marshall Jr.	Jr.

OUTFIELDERS (6)

6	Brayden Merritt	So.
7	Jeff Deimling	RsSr.
15	Jared Mang	Sr.
16	Tanner Baker	Jr.
24	Adam Adkins	Sr.
34	Daniel Durazo	Fr.

UTILITY (1)

35	Micah Pietila-Wiggs	Fr.
----	---------------------	-----

CLASS BREAKDOWN

Freshman	15
Sophomore	5
Junior	8
Senior	7

HOME STATE

Arizona	4	Nevada	1
California	7	New Mexico	11
Connecticut	1	Oklahoma	1
Colorado	1	Texas	8

International1

#	NAME	POS.	B/T	HT	WT	CLS	HOMETOWN / PREVIOUS SCHOOL
2	Tristin Lively	RHP	R/R	6-1	177	Fr.	Las Cruces, N.M. / Las Cruces HS
3	Hayden Schilling	IF/RHP	L/R	5-11	190	Sr.	Santee, Calif. / West Hills HS
4	Reese O'Farrell	C	R/R	6-1	200	Jr.	Burlington, Ontario / Howard College
5	Justin Watari	INF	L/R	5-6	158	Jr.	Roseville, Calif. / Woodcreek HS
6	Brayden Merritt	OF	L/R	5-9	175	So.	Chandler, Ariz. / Hamilton HS
7	Jeff Deimling	OF	R/R	6-0	195	R-Sr.	Albuquerque, N.M. / La Cueva HS
9	Ediberto Reyes	C/INF	R/R	5-11	178	Fr.	McAllen, Texas / Valley View HS
11	Cameron Stevenson	INF	R/R	6-1	195	Fr.	Roswell, N.M. / Goddard HS
12	Blake Walden	RHP	R/R	6-1	204	Sr.	Lubbock, Texas / Texas State
13	Connor Mang	INF	R/R	5-11	200	R-So.	Los Alamos, N.M. / Los Alamos HS
14	Derek Marshall Jr.	INF/OF	R/R	6-1	233	R-So.	Los Angeles, Calif. / Loyola HS
15	Jared Mang	OF	R/R	5-9	200	Sr.	Los Alamos, N.M. / Los Alamos HS
16	Tanner Baker	OF	L/R	6-1	199	Jr.	Phoenix, Ariz. / South Mountain CC
17	Jack Murano	RHP	R/R	6-7	185	Fr.	Rio Rancho, N.M. / Cleveland HS
18	Matt Foster	LHP	L/L	6-3	207	Fr.	Plano, Texas / Plano Senior HS
19	Drew Gillespie	RHP	R/R	6-1	192	Jr.	Albuquerque, N.M. / Sandia HS
20	Joseph Hagopian	C/INF	L/R	5-11	170	Fr.	West Sacramento, Calif. / Jesuit HS
21	Kenneth Waller	LHP	L/L	6-2	218	So.	Fort Worth, Texas / Weatherford College
22	Justin Slaten	RHP	R/R	6-4	197	Jr.	Longview, Texas / Hallsville HS
23	Nico Garza	RHP	R/R	5-11	189	Jr.	Lubbock, Texas / Cisco JC
24	Adam Adkins	OF	R/R	6-3	202	Sr.	Denver, Colo. / West Texas A&M
25	Drew Marrufo	RHP	R/R	6-1	202	R-Fr.	Santa Teresa, NM / Santa Teresa HS
26	Nick Atkins	INF	R/R	5-8	152	So.	Venice, Calif. / Venice HS
27	Tyler Kelly	INF	R/R	5-9	170	Fr.	Cottonwood, Ariz. / Mingus HS
29	Chad Smith	RHP	R/R	6-4	210	Sr.	Albuquerque, N.M. / La Cueva HS
30	Jack White	RHP	R/R	6-3	195	R-Fr.	Albuquerque, NM / Cibola HS
31	Zack Doak	INF	R/R	6-0	195	Fr.	Tulsa, Okla. / Tulsa Union HS
32	Malachi Emond	RHP	R/R	6-3	233	Sr.	Coventry, Conn. / Western Oklahoma JC
34	Daniel Durazo	OF	L/R	5-11	190	Fr.	Nogales, Ariz. / Salpointe Catholic HS
35	Micah Pietila-Wiggs	UTL	R/R	5-9	166	Fr.	Chula Vista, Calif. / Eastlake HS
37	Trevor Riley	RHP	R/R	6-2	175	Fr.	Poway, Calif. / Poway HS
40	Brian Coffey	LHP	L/L	6-1	221	Jr.	Las Vegas, Nev. / Bishop Gorman HS
41	Kyle Conley	LHP	L/L	5-9	173	Fr.	Spring, Texas / Oak Ridge HS
43	Kevin Conley	RHP	R/R	5-9	155	Fr.	Spring, Texas / Oak Ridge HS
44	Nathaniel Garley	RHP	R/R	6-3	221	Jr.	Albuquerque, N.M. / Eldorado HS

COACHING STAFF

Head Coach	1 Ray Birmingham (12th season)
Pitching Coach	Brandon Higelin (1st season)
Infield Coach/Recruiting Coordinator	Jon Coyne (1st season)
Catching Coach	Nate Causey (1st season)
Graduate Manager	Dante Mileta
Strength Coach	John McWilliams
Athletic Trainer	Robert Rimorin
Athletic Communications	Daniel Gallegos

PRONUNCIATION GUIDE

5	Justin WATARI	(Wa - Tar - Ee)
19	Drew GILLESPIE	(Guh - less - PEE)
7	Jeff DEIMLING	(Dime - ling)
25	Drew MARRUFO	(Ma - Roof - oh)
9	EDIBERTO Reyes	(Eddie - Bear - Toe)
12	Joseph HAGOPIAN	(Ha - Go - Pee - Un)
32	Malachi EMOND	(Em - und)
17	Jack MURANO	(Mur - on - oh)
35	Micah PIETILA-WIGGS	(Pee - et - la - Wiggs)



UNIVERSITY OF NEW MEXICO


2019 BASEBALL



TV/PHOTO ROSTER



TRISTIN LIVELY
RHP | 6-1 | Fr.
LAS CRUCES, N.M.



HAYDEN SCHILLING
INF | 5-11 | Sr.
SANTEE, CALIF.



REESE O'FARRELL
C | 6-1 | Jr.
BURLINGTON, CANADA



JUSTIN WATARI
INF | 5-6 | Jr.
ROSEVILLE, CALIF.



BRAYDEN MERRITT
OF | 5-9 | So.
CHANDLER, ARIZ.



JEFF DEIMLING
OF | 6-0 | RsSr.
ALBUQUERQUE, N.M.



EDIBERTO REYES
C/INF | 5-11 | Fr.
MCALLEN, TEXAS



CAMERON STEVENSON
INF | 6-1 | Fr.
ROSWELL, N.M.



JOSEPH HAGOPIAN
C/INF | 5-11 | Fr.
W. SACRAMENTO, CALIF.



CONNOR MANG
INF | 5-11 | RsSo.
LOS ALAMOS, N.M.




DEREK MARSHALL JR.
INF/OF | 6-3 | RsSo.
LOS ANGELES, CALIF.



JARED MANG
OF | 5-9 | Sr.
LOS ALAMOS, N.M.



TANNER BAKER
OF | 6-1 | Jr.
PHOENIX, ARIZ.



JACK MURANO
RHP | 6-7 | Fr.
RIO RANCHO, N.M.




MATT FOSTER
LHP | 6-3 | Fr.
PLANO, TEXAS



DREW GILLESPIE
RHP | 6-1 | Jr.
ALBUQUERQUE, N.M.



BLAKE WALDEN
RHP | 6-1 | Sr.
LUBBOCK, TEXAS



KENNETH WALLER
LHP | 6-2 | So.
FORT WORTH, TEXAS



JUSTIN SLATEN
RHP | 6-4 | Jr.
LONGVIEW, TEXAS



NICO GARZA
RHP | 5-11 | Jr.
LUBBOCK, TEXAS



ADAM ADKINS
OF | 6-3 | Sr.
DENVER, COLO.



DREW MARRUFO
RHP | 6-1 | RsFr.
SANTA TERESA, N.M.



NICK ATKINS
INF | 5-8 | So.
VENICE, CALIF.



TYLER KELLY
INF | 5-9 | Fr.
COTTONWOOD, ARIZ.



CHAD SMITH
RHP | 6-4 | Sr.
ALBUQUERQUE, N.M.



JACK WHITE
RHP | 6-3 | RsFr.
ALBUQUERQUE, N.M.



ZACK DOAK
INF | 6-1 | Jr.
TULSA, OKLA.



MALACHI EMOND
RHP | 6-3 | Sr.
COVENTRY, CONN.



DANIEL DURAZO
OF | 5-11 | Fr.
NOGALES, ARIZ.



MICAH PIETILA-WIGGS
UTL | 5-9 | Fr.
CHULA VISTA, CALIF.



TREVOR RILEY
RHP | 6-2 | Fr.
POWAY, CALIF.



BRIAN COFFEY
LHP | 6-1 | Jr.
LAS VEGAS, NEV.



KYLE CONLEY
LHP | 5-9 | Fr.
SPRING, TEXAS



KEVIN CONLEY
RHP | 5-9 | Fr.
SPRING, TEXAS



NATHANIEL GARLEY
RHP | 6-3 | Jr.
ALBUQUERQUE, N.M.



RAY BIRMINGHAM
HEAD COACH
12TH SEASON



BRANDON HIGELIN
PITCHING COACH
1ST SEASON



JON COYNE
INF/RECRUITING
1ST SEASON



NATE CAUSEY
CATCHERS
1ST SEASON



JOHN BENTLEY
DIR. OF OPERATIONS
1ST SEASON



UNIVERSITY OF NEW MEXICO 2019 BASEBALL



PROJECTED STARTING PITCHER

#19

DREW GILLESPIE

RHP | 6-1 | JR | Albuquerque, N.M. (Sandia HS)



ERA	W-L-S	APP-GS	IP	R	ER	BB	K	OPP. BA
3.60	0-1-0	1-1	5.0	3	2	3	2	.286

Gillespie's Single-Game Highs

Innings	Season	5.0 vs. Oregon State (2/18/19)
	Career	Same
Longest Start	Season	5.0 vs. Oregon State (2/18/19)
	Career	Same
Shortest Start	Season	5.0 vs. Oregon State (2/18/19)
	Career	Same
Longest Relief	Season	
	Career	4.2 vs. Central Mich. (2/22/18)
Hits	Season	6 vs. Oregon State (2/18/19)
	Career	9 vs. UC Davis (5/18/18)
Runs	Season	3 vs. Oregon State (2/18/19)
	Career	7 at Nevada (4/15/18)
Earned Runs	Season	2 vs. Oregon State (2/18/19)
	Career	7 at Nevada (4/15/18)
Walks	Season	3 vs. Oregon State (2/18/19)
	Career	4 at Oklahoma St. (3/15/17)
Strikeouts	Season	2 vs. Oregon State (2/18/19)
	Career	5 vs. Fresno St. (4/8/18)

GAME-BY-GAME STATISTICS

Date	OPPONENT	GS	IP	H	R	ER	BB	SO	2B	3B	HR	WP	BK	HBP	IBB	Score	W	L	SV	ERA
Feb 18	Oregon State	1	5.0	6	3	2	3	2	0	0	1	0	0	1	0	0-5	0	1	0	3.60
Totals		1	5.0	6	3	2	3	2	0	0	1	0	0	1	0	0-5	0	1	0	3.60

GILLESPIE'S CAREER STATS AT UNM

Year	era	w-l	app	qs	cq	sho	sv	ip	h	r	er	bb	so	2b	3b	hr	bf	bavg	wp	hbp	bk	sfa	sha
2017	6.75	1-1	20	0	0	0/0	1	25.1	32	22	19	18	23	6	0	3	123	.327	6	4	0	0	3
2018	8.28	3-1	24	2	0	0/0	0	50.0	67	49	46	23	42	12	5	4	243	.325	5	8	1	3	3
2019	3.60	0-1	1	1	0	0/0	0	5.0	6	3	2	3	2	0	0	1	25	.286	0	1	0	0	0
TOTAL	7.51	4-3	45	3	0	0/0	1	80.1	105	74	67	44	67	18	5	8	391	.323	11	13	1	3	6



UNIVERSITY OF NEW MEXICO 2019 BASEBALL



BY THE NUMBERS

MULTI-HIT GAMES

Name	2	3	4	5+	Total
MANG, Connor	1	3	-	-	4
SCHILLING, Hayden	2	1	-	-	3
WATARI, Justin	2	1	-	-	3
MANG, Jared	1	-	1	-	2
MARSHALL JR, Derek	2	-	-	-	2
KELLY, Tyler	-	1	-	-	1
BAKER, Tanner	-	-	1	-	1
DEIMLING, Jeff	1	-	-	-	1
TEAM	9	6	2	0	17

CAREER MULTI-HIT GAMES

Name	'15/'16	'17	'18	'19	Total
MANG, Jared	--/11	24	7	2	44
SCHILLING, Hayden	7/--	13	17	3	40
WATARI, Justin	--/--	4	14	3	21
MANG, Connor	--/--	--	15	4	19
MERRITT, Brayden	--/--	--	12	--	12
DEIMLING, Jeff	--/--	--	9	1	10
MARSHALL JR, Derek	--/--	--	5	2	7
ATKINS, Nick	--/--	--	2	--	2
KELLY, Tyler	--/--	--	--	1	1
BAKER, Tanner	--/--	--	--	1	1

MULTI-RBI GAMES

Name	2	3	4	5+	Total
MANG, Jared	2	1	1	-	4
MANG, Connor	2	-	-	1	3
KELLY, Tyler	2	-	-	-	2
SCHILLING, Hayden	1	-	-	-	1
BAKER, Tanner	1	-	-	-	1
MARSHALL JR, Derek	1	-	-	-	1
DEIMLING, Jeff	1	-	-	-	1
TEAM	10	1	1	1	13

CAREER MULTI-RBI GAMES

Name	'15/'16	'17	'18	'19	Total
SCHILLING, Hayden	3/--	8	6	1	18
MANG, Jared	--/6	16	9	4	35
WATARI, Justin	--/--	3	5	--	8
MANG, Connor	--/--	--	7	3	10
DEIMLING, Jeff	--/--	--	7	1	8
MERRITT, Brayden	--/--	--	4	--	4
MARSHALL JR, Derek	--/--	--	3	1	4
BAKER, Tanner	--/--	--	--	1	1
KELLY, Tyler	--/--	--	--	2	2

HOME RUN TRACKER

Name	Solo	2R	3R	GS	Total
MANG, Jared	--	1	--	--	1
MARSHALL JR, Derek	--	1	--	--	1
MANG, Connor	--	1	--	--	1
TEAM	--	3	--	--	3

Breakdown

Total	3
At Santa Ana Star Field	1
On the Road	--
At Neutral Site	2
vs. RHP	2
vs. LHP	1
w/ 0 outs	1
w/ 1 out	--
w/ 2 outs	2
Solo	--
Two-Run	3
Three-Run	--
Grand Slam	--
Back-to-Back	--
Pinch-Hit	--
Walk-Off	--
Before the 7th Inning	3
7th Inning and Beyond	--
Opponent Total	1
Last HR Given Up	2/18/19 vs. Oregon State
Longest Stretch w/o HR Allowed	4
Current Streak w/o HR Allowed	4

STREAKS

Hitting

Name	Current	2019 Long	Career Long
KELLY, Tyler	1	3	3
SCHILLING, Hayden	-	3	12
BAKER, Tanner	-	3	3
MANG, Jared	4	4	7
MANG, Connor	3	3	7
WATARI, Justin	4	4	7
MARSHALL JR, Derek	1	3	4
DEIMLING, Jeff	2	2	7
MERRITT, Brayden	-	1	5
ATKINS, Nick	-	-	2
O'FARRELL, Reese	3	3	3
ADKINS, Adam	-	1	1
REYES, Ediberto	1	1	1

Reached Base

Name	Current	2019 Long	Career Long
MANG, Jared	8	8	15
MANG, Connor	3	3	11
WATARI, Justin	8	8	13
BAKER, Tanner	-	-	3
KELLY, Tyler	3	3	3
SCHILLING, Hayden	2	2	22
MARSHALL JR, Derek	6	6	5
O'FARRELL, Reese	4	4	4
DEIMLING, Jeff	2	2	9
MERRITT, Brayden	1	1	9
ATKINS, Nick	-	2	2
ADKINS, Adam	2	2	2
REYES, Ediberto	1	1	1

Inning-By-Inning Scoring Summary

Team	1	2	3	4	5	6	7	8	9	Ex.	Totals
New Mexico	10	4	7	5	7	3	6	3	5	--	50
Opponents	4	2	0	6	0	1	4	10	4	--	31



UNIVERSITY OF NEW MEXICO 2019 BASEBALL



BY THE NUMBERS

STARTERS GAME-BY-GAME

Name	W-L	IP	H	R	ER	BB	K
No. 8 Oregon St.	ND	5.0	1	0	0	5	5
No. 24 Minnesota	1-0	7.0	3	1	1	3	6
Gonzaga	ND	3.1	3	4	4	4	0
No. 7 Oregon St.	0-1	5.0	6	3	2	3	2
Niagara	ND	7.0	2	1	1	2	10
Niagara	1-0	7.0	7	0	0	1	9
Niagara	1-0	6.0	9	3	3	1	3
Niagara	1-0	5.0	1	0	0	2	3
TEAM	4-1	45.1	32	12	11	22	37

BULLPEN GAME-BY-GAME

Opponent	W-L-S	IP	H	R	ER	BB	K
No. 8 Oregon St.	0-1-0	3.0	5	6	3	3	2
No. 24 Minnesota	0-0-0	2.0	1	0	0	3	4
Gonzaga	1-0-1	5.2	3	0	0	2	4
No. 7 Oregon St.	0-0-0	3.0	3	2	2	4	1
Niagara	0-1-0	2.0	4	4	4	3	2
Niagara	0-0-1	2.0	2	3	0	1	3
Niagara	0-0-0	1.0	2	0	0	0	0
Niagara	0-0-1	4.0	5	4	4	2	4
TEAM	1-2-3	22.2	25	19	19	18	20



UNIVERSITY OF NEW MEXICO

2019 BASEBALL



GAME-BY-GAME HITTING

Date	Opponent	AB	R	H	RBI	2B	3B	HR	BB	IBB	SB	CS	HBP	SAC	SF	GDP	K	PO	A	E	Avg.	
2/15	! No. 8 Oregon St.	33	5	9	5	1	0	1	5	1	0	0	0	1	0	2	6	24	8	3	.273	
2/16	! No. 24 Minnesota	40	11	15	9	5	0	0	6	0	0	1	2	1	0	2	8	27	7	0	.329	
2/17	!Gonzaga	31	6	11	6	0	1	1	3	1	0	0	0	1	1	1	5	27	10	1	.337	
2/18	! No. 7 Oregon St.	29	0	6	0	3	0	0	2	0	0	0	0	2	0	0	9	24	9	2	.308	
2/23	NIAGARA	35	3	10	3	1	1	0	1	0	0	0	1	0	0	2	3	27	9	2	.304	
2/23	NIAGARA	29	5	6	4	2	0	0	4	0	1	0	0	0	1	1	8	27	8	3	.289	
2/24	NIAGARA	32	13	12	12	4	1	1	6	0	4	0	0	0	1	0	3	21	10	1	.301	
2/24	NIAGARA	30	7	7	6	1	0	0	6	0	3	1	1	0	2	0	4	27	12	0	.293	
2/27	Arizona																					
3/1	*San Jose St.																					
3/2	*San Jose St.																					
3/3	*San Jose St.																					
3/8	Cal St. Fullerton																					
3/9	Cal St. Fullerton																					
3/10	Cal St. Fullerton																					
3/15	*Nevada																					
3/16	*Nevada																					
3/17	*Nevada																					
3/19	Oklahoma																					
3/20	Oklahoma																					
3/22	*San Diego St.																					
3/23	*San Diego St.																					
3/24	*San Diego St.																					
3/26	New Mexico St.																					
3/29	*UNLV																					
3/30	*UNLV																					
3/31	*UNLV																					
4/2	Texas Tech																					
4/3	Texas Tech																					
4/5	*San Jose St.																					
4/6	*San Jose St.																					
4/7	*San Jose St.																					
4/8	California																					
4/12	*Nevada																					
4/13	*Nevada																					
4/14	*Nevada																					
4/16	New Mexico St.																					
4/18	UC Riverside																					
4/19	UC Riverside																					
4/20	UC Riverside																					
4/23	Texas Tech																					
4/24	Texas Tech																					
4/26	*Fresno St.																					
4/27	*Fresno St.																					
4/28	*Fresno St.																					
4/30	Grand Canyon																					
5/1	Grand Canyon																					
5/3	*Air Force																					
5/4	*Air Force																					
5/5	*Air Force																					
5/10	*UNLV																					
5/11	*UNLV																					
5/12	*UNLV																					
5/16	*San Diego St.																					
5/17	*San Diego St.																					
5/18	*San Diego St.																					
TOTALS		259	50	76	45	17	3	3	33	2	8	2	4	5	5	8	46	204	73	12	.293	



UNIVERSITY OF NEW MEXICO

2019 BASEBALL



GAME-BY-GAME PITCHING

Date	Opponent	IP	H	R	ER	BB	SO	2B	3B	HR	WP	BK	HBP	DP	IBB	Score	W	L	SV	ERA
2/15	! No. 8 Oregon St.	8.0	6	6	3	8	7	2	0	0	0	0	1	0	0	5-6	0	1	0	3.38
2/16	! No. 24 Minnesota	9.0	4	1	1	6	10	0	0	0	0	0	0	0	0	11-1	1	1	0	2.12
2/17	!Gonzaga	9.0	6	4	4	6	4	2	0	0	3	0	1	1	0	6-4	2	1	1	2.77
2/18	! No. 7 Oregon St.	8.0	9	5	4	7	3	1	0	1	1	0	1	1	1	0-5	2	2	1	3.18
2/23	NIAGARA	9.0	6	5	5	5	12	0	0	0	1	0	3	0	0	3-5	2	3	1	3.56
2/23	NIAGARA	9.0	9	3	0	2	12	0	1	0	0	0	1	0	0	5-3	3	3	2	2.94
2/24	NIAGARA	7.0	11	3	3	1	3	2	0	0	1	0	0	1	0	13-3	4	3	2	3.05
2/24	NIAGARA	9.0	6	4	4	5	6	1	0	0	3	0	0	3	0	7-4	5	3	3	3.18
2/27	Arizona																			
3/1	*San Jose St.																			
3/2	*San Jose St.																			
3/3	*San Jose St.																			
3/8	Cal St. Fullerton																			
3/9	Cal St. Fullerton																			
3/10	Cal St. Fullerton																			
3/15	*Nevada																			
3/16	*Nevada																			
3/17	*Nevada																			
3/19	Oklahoma																			
3/20	Oklahoma																			
3/22	*San Diego St.																			
3/23	*San Diego St.																			
3/24	*San Diego St.																			
3/26	New Mexico St.																			
3/29	*UNLV																			
3/30	*UNLV																			
3/31	*UNLV																			
4/2	Texas Tech																			
4/3	Texas Tech																			
4/5	*San Jose St.																			
4/6	*San Jose St.																			
4/7	*San Jose St.																			
4/8	California																			
4/12	*Nevada																			
4/13	*Nevada																			
4/14	*Nevada																			
4/16	New Mexico St.																			
4/18	UC Riverside																			
4/19	UC Riverside																			
4/20	UC Riverside																			
4/23	Texas Tech																			
4/24	Texas Tech																			
4/26	*Fresno St.																			
4/27	*Fresno St.																			
4/28	*Fresno St.																			
4/30	Grand Canyon																			
5/1	Grand Canyon																			
5/3	*Air Force																			
5/4	*Air Force																			
5/5	*Air Force																			
5/10	*UNLV																			
5/11	*UNLV																			
5/12	*UNLV																			
5/16	*San Diego St.																			
5/17	*San Diego St.																			
5/18	*San Diego St.																			
TOTALS		68.0	57	31	24	40	57	8	1	1	9	0	7	6	1	50-31	5	3	3	3.18



UNIVERSITY OF NEW MEXICO

2019 BASEBALL



GAME HIGHS

TEAM GAME HIGHS (2019)

Batting

At Bats:	40	vs. Minnesota (2/16/19)
Runs Scored:	13	vs. Niagara (2/24/19)
Hits:	15	vs. Minnesota (2/16/19)
RBIs:	12	vs. Niagara (2/24/19)
Doubles:	5	vs. Minnesota (2/16/19)
Triples:	1	Done 3x
Home Runs:	1	Done 3x
Total Bases:	21	vs. Niagara (2/24/19)
Walks:	6	Done 3x
Strikeouts:	9	vs. Oregon State (2/18/19)
Sac Hits:	2	vs. Oregon State (2/18/19)
Sac Flies:	2	vs. Niagara (2/24/19)
Stolen Bases:	4	vs. Niagara (2/24/19)
Hit-By-Pitch:	2	vs. Minnesota (2/16/19)
Caught Stealing:	1	Done 2x
Runners LOB:	11	vs. Minnesota (2/16/19)
Hit Into DP:	2	Done 4x

Fielding

Putouts:	27	Done 5x
Assists:	12	vs. Niagara (2/24/19)
Errors:	3	Done 2x
Passed Balls:	1	vs. Oregon State (2/15/19)
DPs Turned:	3	vs. Niagara (2/24/19)

Pitching

Innings Pitched:	9.0	Done 5x
Runs Allowed:	6	vs. Oregon State (2/15/19)
Earned Runs:	5	vs. Niagara (2/24/19)
Walks Allowed:	8	vs. Oregon State (2/15/19)
Strikeouts:	12	vs. Niagara (2/23/19)
Hits Allowed:	11	vs. Niagara (2/24/19)
Doubles Allowed:	2	Done 3x
Triples Allowed:	1	vs. Niagara (2/23/19)
Homers Allowed:	1	vs. Oregon State (2/18/19)
Wild Pitches:	3	Done 2x
Hit Batters:	3	vs. Niagara (2/23/19)

INDIVIDUAL GAME HIGHS (2019)

Batting

At Bats:	6	Derek Marshall Jr. vs. Minnesota (2/16/19)
Runs Scored:	4	Jared Mang vs. Niagara (2/24/19)
Hits:	4	Tanner Baker vs. Minnesota (2/16/19)
		Jared Mang vs. Minnesota (2/16/19)
RBIs:	5	Connor Mang vs. Niagara (2/24/19)
Doubles:	2	Done 4x
Triples:	1	Done 3x
Home Runs:	1	Done 3x
Total Bases:	8	Connor Mang vs. Niagara (2/24/19)
Walks:	3	Done 2x
Strikeouts:	3	Connor Mang vs. Minnesota (2/16/19)
Sac Hits:	1	Done 5x
Sac Flies:	1	Done 5x
Stolen Bases:	2	Connor Mang vs. Niagara (2/24/19)
Hit-By-Pitch:	1	Done 4x
Caught Stealing:	1	Done 2x

Fielding

Putouts:	12	Reese O'Farrell vs. Niagara (2/23/19)
		Reese O'Farrell vs. Niagara (2/23/19)
Assists:	5	Done 3x
Errors:	2	Justin Watari vs. Oregon State (2/15/19)
Passed Balls:	1	Reese O'Farrell vs. Oregon State (2/15/19)

Pitching

Innings Pitched:	7.0	Nathaniel Garley vs. Minnesota (2/16/19)
		Justin Slaten (2/23/19)
		Nathaniel Garley (2/23/19)
Runs Allowed:	4	Malachi Emond vs. Oregon State (2/15/19)
		Brian Coffey vs. Gonzaga (2/17/19)
Earned Runs:	4	Brian Coffey vs. Gonzaga (2/17/19)
Walks Allowed:	5	Justin Slaten vs. Oregon State (2/15/19)
Strikeouts:	10	Justin Slaten vs. Niagara (2/23/19)
Hits Allowed:	9	Brian Coffey vs. Niagara (2/24/19)
Doubles Allowed:	2	Brian Coffey vs. Gonzaga (2/17/19)
		Brian Coffey vs. Niagara (2/24/19)
Triples Allowed:	1	Nathaniel Garley vs. Niagara (2/23/19)
Homers Allowed:	1	Drew Gillespie vs. Oregon State (2/18/19)
Wild Pitches:	3	Brian Coffey vs. Gonzaga (2/17/19)
Hit Batters:	3	Justin Slaten vs. Niagara (2/23/19)



UNIVERSITY OF NEW MEXICO 2019 BASEBALL



PITCHERS

#2

TRISTIN LIVELY

RHP | 6-1 | 177 | FR | Las Cruces, N.M. (Las Cruces HS)



ERA	W-L-S	APP-GS	IP	R	ER	BB	K	OPP. BA
0.00	1-0-0	2-1	6.0	0	0	5	3	.118

Lively's Single-Game Highs

Innings	Season	5.0 vs. Niagara (2/24/19)
	Career	Same
Longest Start	Season	5.0 vs. Niagara (2/24/19)
	Career	Same
Shortest Start	Season	5.0 vs. Niagara (2/24/19)
	Career	Same
Longest Relief	Season	1.0 vs. Minnesota (2/16/19)
	Career	Same
Hits	Season	1 - done twice
	Career	Same
Runs	Season	
	Career	
Earned Runs	Season	
	Career	
Walks	Season	3 vs. Niagara (2/24/19)
	Career	Same
Strikeouts	Season	2 vs. Niagara (2/24/19)
	Career	Same

GAME-BY-GAME STATISTICS

Date	OPPONENT	GS	IP	H	R	ER	BB	SO	2B	3B	HR	WP	BK	HBP	IBB	Score	W	L	SV	ERA
Feb 16	Minnesota		1.0	1	0	0	2	1	0	0	0	0	0	0	0	11-1	0	0	0	0.00
Feb 24	NIAGARA-2	*	5.0	1	0	0	3	2	0	0	0	1	0	0	0	7-4	1	0	0	0.00
Totals		1	6.0	2	0	0	5	3	0	0	0	1	0	0	0	18-5	1	0	0	0.00

LIVELY'S CAREER STATS AT UNM

Year	era	w-l	app	qs	cq	sho	sv	ip	h	r	er	bb	so	2b	3b	hr	bf	bavg	wp	hbp	bk	sfa	sha
2019	0.00	1-0	2	1	0	0/0	0	6.0	2	0	0	5	3	0	0	0	22	.118	1	0	0	0	0
TOTAL	0.00	1-0	2	1	0	0/0	0	6.0	2	0	0	5	3	0	0	0	22	.118	1	0	0	0	0



UNIVERSITY OF NEW MEXICO 2019 BASEBALL



PITCHERS

#12

BLAKE WALDEN

RHP | 6-1 | 204 | SR | Lubbock, Texas (Texas State)



ERA	W-L-S	APP-GS	IP	R	ER	BB	K	OPP. BA
0.00	0-0-0	3-0	3.0	5	0	2	1	.214

Walden's Single-Game Highs

Innings	Season	1.0 - done three times
	Career	Same
Longest Start	Season	
	Career	
Shortest Start	Season	
	Career	
Longest Relief	Season	1.0 - done three times
	Career	Same
Hits	Season	2 vs. Niagara (2/23/19)
	Career	Same
Runs	Season	3 vs. Niagara (2/23/19)
	Career	Same
Earned Runs	Season	
	Career	
Walks	Season	1 - done twice
	Career	Same
Strikeouts	Season	1 vs. Niagara (2/23/19)
	Career	

GAME-BY-GAME STATISTICS

Date	OPPONENT	GS	IP	H	R	ER	BB	SO	2B	3B	HR	WP	BK	HBP	IBB	Score	W	L	SV	ERA
Feb 15	Oregon State	1.0	0	2	0	1	0	0	0	0	0	0	0	1	0	5-6	0	0	0	0.00
Feb 23	NIAGARA-1	1.0	1	0	0	0	0	0	0	0	0	0	0	0	0	3-5	0	0	0	0.00
Feb 23	NIAGARA-2	1.0	2	3	0	1	1	0	0	0	0	0	0	1	0	5-3	0	0	0	0.00
Totals		0	3.0	3	5	0	2	1	0	0	0	0	0	2	0	13-14	0	0	0	0.00

WALDEN'S CAREER STATS AT UNM

Year	era	w-l	app	qs	cq	sho	sv	ip	h	r	er	bb	so	2b	3b	hr	bf	bavg	wp	hbp	bk	sfa	sha
2019	0.00	0-0	3	0	0	0/0	0	3.0	3	5	0	2	1	0	0	0	18	.214	0	2	0	0	0
TOTAL	0.00	0-0	3	0	0	0/0	0	3.0	3	5	0	2	1	0	0	0	18	.214	0	2	0	0	0



UNIVERSITY OF NEW MEXICO 2019 BASEBALL



PITCHERS

#17

JACK MURANO

RHP | 6-7 | 185 | FR | Rio Rancho, N.M. (Cleveland HS)



ERA	W-L-S	APP-GS	IP	R	ER	BB	K	OPP. BA
13.50	0-0-0	1-0	0.2	1	1	3	0	.500

Murano's Single-Game Highs

Innings	Season	0.2 vs. Oregon State (2/18/19)
	Career	Same
Longest Start	Season	
	Career	
Shortest Start	Season	
	Career	
Longest Relief	Season	0.2 vs. Oregon State (2/18/19)
	Career	Same
Hits	Season	1 vs. Oregon State (2/18/19)
	Career	Same
Runs	Season	1 vs. Oregon State (2/18/19)
	Career	Same
Earned Runs	Season	1 vs. Oregon State (2/18/19)
	Career	Same
Walks	Season	3 vs. Oregon State (2/18/19)
	Career	Same
Strikeouts	Season	
	Career	

GAME-BY-GAME STATISTICS

Date	OPPONENT	GS	IP	H	R	ER	BB	SO	2B	3B	HR	WP	BK	HBP	IBB	Score	W	L	SV	ERA
Feb 18	Oregon State		0.2	1	1	1	3	0	0	0	0	1	0	0	1	0-5	0	0	0	13.50
Totals		0	0.2	1	1	1	3	0	0	0	0	1	0	0	1	0-5	0	0	0	13.50

MURANO'S CAREER STATS AT UNM

Year	era	w-l	app	qs	cq	sho	sv	ip	h	r	er	bb	so	2b	3b	hr	bf	bavg	wp	hbp	bk	sfa	sha
2019	13.50	0-0	1	0	0	0/0	0	0.2	1	1	1	3	0	0	0	0	6	.500	1	0	0	1	0
TOTAL	13.50	0-0	1	0	0	0/0	0	0.2	1	1	1	3	0	0	0	0	6	.500	1	0	0	1	0



UNIVERSITY OF NEW MEXICO 2019 BASEBALL



PITCHERS

#18

MATT FOSTER

LHP | 6-3 | 207 | FR | Plano, Texas (Plano Senior HS)



ERA	W-L-S	APP-GS	IP	R	ER	BB	K	OPP. BA
...

Foster's Single-Game Highs

Innings	Season _____ Career _____
Longest Start	Season _____ Career _____
Shortest Start	Season _____ Career _____
Longest Relief	Season _____ Career _____
Hits	Season _____ Career _____
Runs	Season _____ Career _____
Earned Runs	Season _____ Career _____
Walks	Season _____ Career _____
Strikeouts	Season _____ Career _____

GAME-BY-GAME STATISTICS

Date	OPPONENT	GS	IP	H	R	ER	BB	SO	2B	3B	HR	WP	BK	HBP	IBB	Score	W	L	SV	ERA
Totals																				

FOSTER'S CAREER STATS AT UNM



UNIVERSITY OF NEW MEXICO 2019 BASEBALL



PITCHERS

#21

KENNETH WALLER

LHP | 6-2 | 218 | SO | Fort Worth, Texas (Weatherford College)



ERA	W-L-S	APP-GS	IP	R	ER	BB	K	OPP. BA
6.75	1-0-0	2-0	2.2	2	2	2	2	.273

Waller's Single-Game Highs

Innings	Season	1.2 vs. Gonzaga (2/17/19)
	Career	Same
Longest Start	Season	
	Career	
Shortest Start	Season	
	Career	
Longest Relief	Season	1.2 vs. Gonzaga (2/17/19)
	Career	Same
Hits	Season	2 vs. Gonzaga (2/17/19)
	Career	Same
Runs	Season	2 vs. Niagara (2/24/19)
	Career	Same
Earned Runs	Season	2 vs. Niagara (2/24/19)
	Career	Same
Walks	Season	2 vs. Niagara (2/24/19)
	Career	Same
Strikeouts	Season	1 - done twice
	Career	Same

GAME-BY-GAME STATISTICS

Date	OPPONENT	GS	IP	H	R	ER	BB	SO	2B	3B	HR	WP	BK	HBP	IBB	Score	W	L	SV	ERA
Feb 17	Gonzaga		1.2	2	0	0	0	1	0	0	0	0	0	0	0	6-4	1	0	0	0.00
Feb 24	NIAGARA-2		1.0	1	2	2	2	1	0	0	0	2	0	0	0	7-4	1	0	0	6.75
Totals		0	2.2	3	2	2	2	2	0	0	0	2	0	0	0	13-8	1	0	0	6.75

WALLER'S CAREER STATS AT UNM

Year	era	w-l	app	gs	cq	sho	sv	ip	h	r	er	bb	so	2b	3b	hr	bf	bavg	wp	hbp	bk	sfa	sha
2019	6.75	1-0	2	0	0	0/0	0	2.2	3	2	2	2	2	0	0	0	14	.273	2	0	0	1	0
TOTAL	6.75	1-0	2	0	0	0/0	0	2.2	3	2	2	2	2	0	0	0	14	.273	2	0	0	1	0



UNIVERSITY OF NEW MEXICO 2019 BASEBALL




PITCHERS

#22

JUSTIN SLATEN

RHP | 6-4 | 197 | JR | Longview, Texas (Hallsville HS)



ERA	W-L-S	APP-GS	IP	R	ER	BB	K	OPP. BA
0.75	0-0-0	2-2	12.0	1	1	7	15	.083

Slaten's Single-Game Highs

Innings	Season	7.0 vs. Niagara (2/23/19)
	Career	7.0 - done three times
Longest Start	Season	7.0 vs. Niagara (2/23/19)
	Career	7.0 - done three times
Shortest Start	Season	5.0 vs. Oregon State (2/15/19)
	Career	1.1 vs. UC Davis (5/18/18)
Longest Relief	Season	
	Career	4.2 at Air Force (3/4/17)
Hits	Season	2 vs. Niagara (2/23/19)
	Career	11 - done twice
Runs	Season	1 vs. Niagara (2/23/19)
	Career	7 vs. Air Force (3/23/18)
Earned Runs	Season	1 vs. Niagara (2/23/19)
	Career	7 vs. Air Force (3/23/18)
Walks	Season	5 vs. Oregon State (2/15/19)
	Career	5 vs. UNLV (4/20/18)
Strikeouts	Season	10 vs. Niagara (2/23/19)
	Career	Same

GAME-BY-GAME STATISTICS

Date	OPPONENT	GS	IP	H	R	ER	BB	SO	2B	3B	HR	WP	BK	HBP	IBB	Score	W	L	SV	ERA
Feb 15	Oregon State	*	5.0	1	0	0	5	5	1	0	0	0	0	0	0	5-6	0	0	0	0.00
Feb 23	NIAGARA-1	*	7.0	2	1	1	2	10	0	0	0	1	0	3	0	3-5	0	0	0	0.75
Totals		2	12.0	3	1	1	7	15	1	0	0	1	0	3	0	8-11	0	0	0	0.75

SLATEN'S CAREER STATS AT UNM

Year	era	w-l	app	qs	cq	sho	sv	ip	h	r	er	bb	so	2b	3b	hr	bf	bavg	wp	hbp	bk	sfa	sha
2017	3.74	2-2	23	0	0	0/0	0	33.2	37	16	14	16	27	4	0	3	148	.282	8	0	0	0	1
2018	7.02	2-9	15	14	0	0/1	0	66.2	89	65	52	30	62	20	5	7	330	.310	11	11	0	2	0
2019	0.75	0-0	2	2	0	0/0	0	12.0	3	1	1	7	15	1	0	0	50	.083	1	3	0	0	4
TOTAL	5.37	4-11	40	16	0	0/1	0	112.1	129	82	67	53	104	25	5	10	528	.284	20	14	0	2	5



UNIVERSITY OF NEW MEXICO 2019 BASEBALL



PITCHERS

#23

NICO GARZA

RHP | 5-11 | 189 | JR | Lubbock, Texas (Cisco JC)



ERA	W-L-S	APP-GS	IP	R	ER	BB	K	OPP. BA
3.37	0-0-0	2-0	2.2	1	1	1	3	.222

Garza's Single-Game Highs

Innings	Season	1.2 vs. Niagara (2/24/19)
	Career	Same
Longest Start	Season	
	Career	
Shortest Start	Season	
	Career	
Longest Relief	Season	1.2 vs. Niagara (2/24/19)
	Career	Same
Hits	Season	2 vs. Niagara (2/24/19)
	Career	Same
Runs	Season	1 vs. Niagara (2/24/19)
	Career	Same
Earned Runs	Season	1 vs. Niagara (2/24/19)
	Career	Same
Walks	Season	1 vs. Minnesota (2/16/19)
	Career	Same
Strikeouts	Season	3 vs. Minnesota (2/16/19)
	Career	Same

GAME-BY-GAME STATISTICS

Date	OPPONENT	GS	IP	H	R	ER	BB	SO	2B	3B	HR	WP	BK	HBP	IBB	Score	W	L	SV	ERA
Feb 16	Minnesota		1.0	0	0	0	1	3	0	0	0	0	0	0	0	11-1	0	0	0	0.00
Feb 24	NIAGARA-2		1.2	2	1	1	0	0	0	0	0	0	0	0	0	7-4	0	0	0	3.38
Totals		0	2.2	2	1	1	1	3	0	0	0	0	0	0	0	18-5	0	0	0	3.38

GARZA'S CAREER STATS AT UNM

Year	era	w-l	app	qs	cq	sho	sv	ip	h	r	er	bb	so	2b	3b	hr	bf	bavg	wo	hbp	bk	sfa	sha
2019	3.38	0-0	2	0	0	0/0	0	2.2	2	1	1	1	3	0	0	0	11	.222	0	0	0	1	0
TOTAL	3.38	0-0	2	0	0	0/0	0	2.2	2	1	1	1	3	0	0	0	11	.222	0	0	0	1	0



UNIVERSITY OF NEW MEXICO 2019 BASEBALL



PITCHERS

#25

DREW MARRUFO

RHP | 6-1 | 202 | RsFR | Santa Teresa, N.M. (Santa Teresa HS)



ERA	W-L-S	APP-GS	IP	R	ER	BB	K	OPP. BA
4.50	0-0-0	2-0	2.0	1	1	1	1	.444

Marrufo's Single-Game Highs

Innings	Season	1.0 - done twice
	Career	Same
Longest Start	Season	
	Career	
Shortest Start	Season	
	Career	
Longest Relief	Season	1.0 - done twice
	Career	Same
Hits	Season	2 - done twice
	Career	Same
Runs	Season	1 vs. Oregon State (2/18/19)
	Career	Same
Earned Runs	Season	1 vs. Oregon State (2/18/19)
	Career	Same
Walks	Season	1 vs. Oregon State (2/18/19)
	Career	Same
Strikeouts	Season	1 vs. Oregon State (2/18/19)
	Career	Same

GAME-BY-GAME STATISTICS

Date	OPPONENT	GS	IP	H	R	ER	BB	SO	2B	3B	HR	WP	BK	HBP	IBB	Score	W	L	SV	ERA
Feb 18	Oregon State		1.0	2	1	1	1	1	1	0	0	0	0	0	0	0-5	0	0	0	9.00
Feb 24	NIAGARA-1		1.0	2	0	0	0	0	0	0	0	1	0	0	0	13-3	0	0	0	4.50
Totals		0	2.0	4	1	1	1	1	1	0	0	1	0	0	0	13-8	0	0	0	4.50

MARRUFO'S CAREER STATS AT UNM

Year	era	w-l	app	qs	cq	sho	sv	ip	h	r	er	bb	so	2b	3b	hr	bf	bavg	wp	hbp	bk	sfa	sha
2019	4.50	0-0	2	0	0	0/0	0	2.0	4	1	1	1	1	1	0	0	11	.444	1	0	0	1	0
TOTAL	4.50	0-0	2	0	0	0/0	0	2.0	4	1	1	1	1	1	0	0	11	.444	1	0	0	1	0



UNIVERSITY OF NEW MEXICO 2019 BASEBALL



PITCHERS

#29

CHAD SMITH

RHP | 6-4 | 210 | SR | Albuquerque, N.M. (La Cueva HS)



ERA	W-L-S	APP-GS	IP	R	ER	BB	K	OPP. BA
8.10	0-1-0	2-0	3.1	3	3	4	3	.167

Smith's Single-Game Highs

Innings	Season	3.0 vs. Gonzaga (2/17/19)
	Career	3.1 vs. NMSU (5/2/17)
Longest Start	Season	
	Career	
Shortest Start	Season	
	Career	
Longest Relief	Season	3.0 vs. Gonzaga (2/17/19)
	Career	3.1 vs. NMSU (5/2/17)
Hits	Season	1 - done twice
	Career	6 at Nevada (4/13/18)
Runs	Season	3 vs. Niagara (2/23/19)
	Career	6 vs. Arizona (4/2/18)
Earned Runs	Season	3 vs. Niagara (2/23/19)
	Career	6 vs. Arizona (4/2/18)
Walks	Season	2 - done twice
	Career	4 vs. Arizona (4/2/18)
Strikeouts	Season	2 vs. Gonzaga (2/17/19)
	Career	4 vs. Oregon St. (2/16/18)

GAME-BY-GAME STATISTICS

Date	OPPONENT	GS	IP	H	R	ER	BB	SO	2B	3B	HR	WP	BK	HBP	IBB	Score	W	L	SV	ERA
Feb 17	Gonzaga		3.0	1	0	0	2	2	0	0	0	0	0	1	0	6-4	0	0	0	0.00
Feb 23	NIAGARA-1		0.1	1	3	3	2	1	0	0	0	0	0	0	0	3-5	0	1	0	8.10
Totals		0	3.1	2	3	3	4	3	0	0	0	0	0	1	0	9-9	0	1	0	8.10

SMITH'S CAREER STATS AT UNM

Year	era	w-l	app	qs	cq	sho	sv	ip	h	r	er	bb	so	2b	3b	hr	bf	bavg	wp	hbp	bk	sfa	sha
2017	17.69	0-1	16	0	0	0/0	0	9.2	23	19	19	5	6	3	0	1	57	.451	2	1	0	0	0
2018	9.78	0-0	17	0	0	0/1	0	23.0	37	29	25	18	10	8	1	2	122	.394	4	5	1	3	2
2019	8.10	0-1	2	0	0	0/0	0	3.1	2	3	3	4	3	0	0	0	17	.167	0	1	0	0	0
TOTAL	11.75	0-2	35	0	0	0/1	0	36.0	62	51	47	27	19	11	1	3	196	.395	6	7	1	3	2



UNIVERSITY OF NEW MEXICO 2019 BASEBALL



PITCHERS

#30

JACK WHITE

RHP | 6-3 | 195 | RsFR | Albuquerque, N.M. (Cibola HS)



ERA	W-L-S	APP-GS	IP	R	ER	BB	K	OPP. BA
0.00	0-0-0	1-0	1.1	0	0	0	0	.000

White's Single-Game Highs

Innings	Season	11 vs. Oregon State (2-18-19)
	Career	Same
Longest Start	Season	
	Career	
Shortest Start	Season	
	Career	
Longest Relief	Season	11 vs. Oregon State (2-18-19)
	Career	Same
Hits	Season	
	Career	
Runs	Season	
	Career	
Earned Runs	Season	
	Career	
Walks	Season	
	Career	
Strikeouts	Season	
	Career	

GAME-BY-GAME STATISTICS

Date	OPPONENT	GS	IP	H	R	ER	BB	SO	2B	3B	HR	WP	BK	HBP	IBB	Score	W	L	SV	ERA
Feb 18	Oregon State		1.1	0	0	0	0	0	0	0	0	0	0	0	0	0-5	0	0	0	0.00
Totals		0	1.1	0	0	0	0	0	0	0	0	0	0	0	0	0-5	0	0	0	0.00

WHITE'S CAREER STATS AT UNM

Year	era	w-l	app	qs	cg	sho	sv	ip	h	r	er	bb	so	2b	3b	hr	bf	bavg	wp	hbp	bk	sfa	sha
2019	0.00	0-0	1	0	0	0/0	0	1.1	0	0	0	0	0	0	0	0	4	.000	0	0	0	0	0
TOTAL	0.00	0-0	1	0	0	0/0	0	1.1	0	0	0	0	0	0	0	0	4	.000	0	0	0	0	0



UNIVERSITY OF NEW MEXICO 2019 BASEBALL



PITCHERS

#32

MALACHI EMOND

RHP | 6-3 | 233 | SR | Coventry, Conn. (Western Oklahoma JC)



ERA	W-L-S	APP-GS	IP	R	ER	BB	K	OPP. BA
9.00	0-1-2	4-0	5.0	6	5	3	7	.375

Emond's Single-Game Highs

Innings	Season	2.0 vs. Oregon State (2/15/19)
	Career	4.2 vs. Fresno St. (4/7/18)
Longest Start	Season	
	Career	
Shortest Start	Season	
	Career	
Longest Relief	Season	2.0 vs. Oregon State (2/15/19)
	Career	4.2 vs. Fresno St. (4/7/18)
Hits	Season	5 vs. Oregon State (2/15/19)
	Career	Same
Runs	Season	4 vs. Oregon State (2/15/19)
	Career	Same
Earned Runs	Season	3 vs. Oregon State (2/15/19)
	Career	3 - done twice
Walks	Season	2 vs. Oregon State (2/15/19)
	Career	4 vs. Air Force (3/24/18)
Strikeouts	Season	3 vs. Niagara (2/24/19)
	Career	5 - done twice

GAME-BY-GAME STATISTICS

Date	OPPONENT	GS	IP	H	R	ER	BB	SO	2B	3B	HR	WP	BK	HBP	IBB	Score	W	L	SV	ERA
Feb 15	Oregon State		2.0	5	4	3	2	2	1	0	0	0	0	0	0	5-6	0	1	0	13.50
Feb 17	Gonzaga		1.0	0	0	0	0	1	0	0	0	0	0	0	0	6-4	0	1	1	9.00
Feb 23	NIAGARA-1		0.2	2	1	1	1	1	0	0	0	0	0	0	0	3-5	0	1	1	9.82
Feb 24	NIAGARA-2		1.1	2	1	1	0	3	1	0	0	0	0	0	0	7-4	0	1	2	9.00
Totals		0	5.0	9	6	5	3	7	2	0	0	0	0	0	0	21-19	0	1	2	9.00

EMOND'S CAREER STATS AT UNM

Year	era	w-l	app	gs	cq	sho	sv	ip	h	r	er	bb	so	2b	3b	hr	bf	bavg	wp	hbp	bk	sfa	sha
2018	2.72	3-2	26	0	0	0/0	2	39.2	30	15	12	18	56	6	2	1	167	.211	6	3	0	1	3
2019	9.00	0-1	4	0	0	0/0	2	5.0	9	6	5	3	7	2	0	0	27	.375	0	0	0	0	0
TOTAL	3.43	3-3	30	0	0	0/0	4	44.2	39	21	17	21	63	8	2	1	194	.235	6	3	0	1	3



UNIVERSITY OF NEW MEXICO 2019 BASEBALL



PITCHERS

#37

TREVOR RILEY

RHP | 6-2 | 175 | FR | Poway, Calif. (Poway HS)



ERA	W-L-S	APP-GS	IP	R	ER	BB	K	OPP. BA
...

Riley's Single-Game Highs

Innings	Season _____
	Career _____
Longest Start	Season _____
	Career _____
Shortest Start	Season _____
	Career _____
Longest Relief	Season _____
	Career _____
Hits	Season _____
	Career _____
Runs	Season _____
	Career _____
Earned Runs	Season _____
	Career _____
Walks	Season _____
	Career _____
Strikeouts	Season _____
	Career _____

GAME-BY-GAME STATISTICS

Date	OPPONENT	GS	IP	H	R	ER	BB	SO	2B	3B	HR	WP	BK	HBP	IBB	Score	W	L	SV	ERA
Totals																				

RILEY'S CAREER STATS AT UNM



UNIVERSITY OF NEW MEXICO 2019 BASEBALL



PITCHERS

#40

BRIAN COFFEY

LHP | 6-1 | 221 | JR | Las Vegas, Nev. (Bishop Gorman HS)



ERA	W-L-S	APP-GS	IP	R	ER	BB	K	OPP. BA
6.75	1-0-0	2-2	9.1	7	7	5	3	.324

Coffey's Single-Game Highs

Innings	Season	6.0 vs. Niagara (2/24/19)
	Career	Same
Longest Start	Season	6.0 vs. Niagara (2/24/19)
	Career	Same
Shortest Start	Season	3.1 vs. Gonzaga (2/17/19)
	Career	2.1 vs. Texas Tech (4/17/18)
Longest Relief	Season	
	Career	2.2 vs. NMSU (4/10/18)
Hits	Season	9 vs. Niagara (2/24/19)
	Career	Same
Runs	Season	4 vs. Gonzaga (2/17/19)
	Career	6 vs. Texas Tech (4/17/18)
Earned Runs	Season	4 vs. Gonzaga (2/17/19)
	Career	5 vs. Texas Tech (4/17/18)
Walks	Season	4 vs. Gonzaga (2/17/19)
	Career	Same
Strikeouts	Season	3 vs. Niagara (2/24/19)
	Career	3 - done four times

GAME-BY-GAME STATISTICS

Date	OPPONENT	GS	IP	H	R	ER	BB	SO	2B	3B	HR	WP	BK	HBP	IBB	Score	W	L	SV	ERA
Feb 17	Gonzaga	*	3.1	3	4	4	4	0	2	0	0	3	0	0	0	6-4	0	0	0	10.80
Feb 24	NIAGARA-1	*	6.0	9	3	3	1	3	2	0	0	0	0	0	0	13-3	1	0	0	6.75
Totals		2	9.1	12	7	7	5	3	4	0	0	3	0	0	0	19-7	1	0	0	6.75

COFFEY'S CAREER STATS AT UNM

Year	era	w-l	app	gs	cq	sho	sv	ip	h	r	er	bb	so	2b	3b	hr	bf	bavg	wp	hbp	bk	sfa	sha
2017	7.20	0-0	6	0	0	0/0	0	5.0	9	4	4	2	3	1	0	0	24	.409	0	0	0	0	0
2018	6.67	0-1	22	1	0	0/0	0	27.0	46	23	20	9	25	10	1	2	134	.380	3	1	0	0	3
2019	6.75	1-0	2	2	0	0/0	0	9.1	12	7	7	5	3	4	0	0	43	.324	3	0	0	1	0
TOTAL	6.75	1-1	30	3	0	0/0	0	41.1	67	34	31	16	31	15	1	2	201	.372	6	1	0	1	3



UNIVERSITY OF NEW MEXICO 2019 BASEBALL



PITCHERS

#41

KYLE CONLEY

LHP | 5-9 | 173 | FR | Spring, Texas (Spring HS)



ERA	W-L-S	APP-GS	IP	R	ER	BB	K	OPP. BA
...

Conley's Single-Game Highs

Innings	Season _____
	Career _____
Longest Start	Season _____
	Career _____
Shortest Start	Season _____
	Career _____
Longest Relief	Season _____
	Career _____
Hits	Season _____
	Career _____
Runs	Season _____
	Career _____
Earned Runs	Season _____
	Career _____
Walks	Season _____
	Career _____
Strikeouts	Season _____
	Career _____

GAME-BY-GAME STATISTICS

Date	OPPONENT	GS	IP	H	R	ER	BB	SO	2B	3B	HR	WP	BK	HBP	IBB	Score	W	L	SV	ERA
Totals																				

CONLEY'S CAREER STATS AT UNM



UNIVERSITY OF NEW MEXICO 2019 BASEBALL



PITCHERS

#43

KEVIN CONLEY

RHP | 5-9 | FR | 155 | Spring, Texas (Spring HS)



ERA	W-L-S	APP-GS	IP	R	ER	BB	K	OPP. BA
...

Conley's Single-Game Highs

Innings	Season _____ Career _____
Longest Start	Season _____ Career _____
Shortest Start	Season _____ Career _____
Longest Relief	Season _____ Career _____
Hits	Season _____ Career _____
Runs	Season _____ Career _____
Earned Runs	Season _____ Career _____
Walks	Season _____ Career _____
Strikeouts	Season _____ Career _____

GAME-BY-GAME STATISTICS

Date	OPPONENT	GS	IP	H	R	ER	BB	SO	2B	3B	HR	WP	BK	HBP	IBB	Score	W	L	SV	ERA
Totals																				

CONLEY'S CAREER STATS AT UNM



UNIVERSITY OF NEW MEXICO 2019 BASEBALL



PITCHERS

#44

NATHANIEL GARLEY

RHP | 6-3 | 221 | JR | Albuquerque, N.M. (Eldorado HS)



ERA	W-L-S	APP-GS	IP	R	ER	BB	K	OPP. BA
0.64	2-0-0	2-2	14.0	1	1	4	15	.189

Garley's Single-Game Highs

Innings	Season 7.0 - done twice
	Career Same
Longest Start	Season 7.0 - done twice
	Career Same
Shortest Start	Season 7.0 vs. Minnesota (2/16/19)
	Career 1.2 - done twice
Longest Relief	Season
	Career 6.1 at San Diego St. (3/30/18)
Hits	Season 7 vs. Niagara (2/23/19)
	Career 9 vs. UC Davis (5/20/18)
Runs	Season 1 vs. Minnesota (2/16/19)
	Career 9 at Air Force (5/13/18)
Earned Runs	Season 1 vs. Minnesota (2/16/19)
	Career 9 at Air Force (5/13/18)
Walks	Season 3 vs. Minnesota (2/16/19)
	Career 3 - done three times
Strikeouts	Season 9 vs. Niagara (2/23/19)
	Career 9 - Done twice

GAME-BY-GAME STATISTICS

Date	OPPONENT	GS	IP	H	R	ER	BB	SO	2B	3B	HR	WP	BK	HBP	IBB	Score	W	L	SV	ERA
Feb 16	Minnesota	*	7.0	3	1	1	3	6	0	0	0	0	0	0	0	11-1	1	0	0	1.29
Feb 23	NIAGARA-2	*	7.0	7	0	0	1	9	0	1	0	0	0	0	0	5-3	2	0	0	0.64
Totals		2	14.0	10	1	1	4	15	0	1	0	0	0	0	0	16-4	2	0	0	0.64

GARLEY'S CAREER STATS AT UNM

Year	era	w-l	app	gs	cq	sho	sv	ip	h	r	er	bb	so	2b	3b	hr	bf	bavg	wp	hbp	bk	sfa	sha
2017	11.66	0-0	10	1	0	0/0	1	14.2	21	20	19	9	10	4	2	3	75	.328	5	1	0	1	0
2018	5.10	3-4	18	6	0	0/0	1	60.0	74	41	34	19	47	19	3	7	273	.302	9	2	1	1	6
2019	0.64	2-0	2	2	0	0/0	0	14.0	10	1	1	4	15	0	1	0	58	.189	0	0	0	0	0
TOTAL	5.48	5-4	30	9	0	0/0	2	88.2	105	62	54	32	72	23	6	10	406	.290	14	3	1	2	6



UNIVERSITY OF NEW MEXICO 2019 BASEBALL



HITTERS

#3

HAYDEN SCHILLING

INF | L/R | 5-11 | 190 | SR | Santee, Calif. (West Hills HS)



AVG.	H-AB	R	2B	3B	HR	RBI	SLG%	OB%
.290	7-31	7	3	1	0	7	.452	.361

Schilling's Single-Game Highs

Hits	Season	3 vs. Gonzaga (2/17/19)
	Career	4 - done five times
Runs	Season	2 vs. Niagara (2/24/19)
	Career	4 vs. Fresno St. (3/31/17)
Doubles	Season	2 vs. Minnesota (2/16/19)
	Career	2 - done four times
Triples	Season	1 vs. Niagara (2/23/19)
	Career	1 - done three times
Home Runs	Season	
	Career	1 - done three times
RBI's	Season	2 vs. Niagara (2/23/19)
	Career	4 - done twice
Walks	Season	2 vs. Oregon State (2/18/19)
	Career	3 at Air Force (5/11/18)
Stolen Bases	Season	1 vs. Niagara (2/24/19)
	Career	1 - done 13 times

GAME-BY-GAME STATISTICS

Date	OPPONENT	GS	AB	R	H	RBI	2B	3B	HR	BB	IBB	SB	CS	HBP	SAC	SF	GDP	K	PO	A	E	Avg	
Feb 15	Oregon State	*	3	1	1	0	0	0	2	0	0	0	0	0	0	0	0	1	1	1	0	.333	
Feb 16	Minnesota	*	5	1	2	1	2	0	0	0	0	0	0	1	0	0	1	0	0	2	0	.375	
Feb 17	Gonzaga	*	4	0	3	1	0	0	0	0	0	0	0	0	0	0	0	0	0	1	0	.500	
Feb 18	Oregon State	*	3	0	0	0	0	0	0	0	0	0	0	0	1	0	0	2	0	0	5	.400	
Feb 23	NIAGARA-1	*	4	1	2	2	0	1	0	0	0	0	0	0	0	0	0	0	0	4	0	.421	
Feb 23	NIAGARA-2	*	4	1	0	0	0	0	0	0	0	0	0	0	0	0	1	1	1	2	0	.348	
Feb 24	NIAGARA-1	*	5	2	1	1	1	0	0	0	0	1	0	0	0	0	0	0	1	2	0	.321	
Feb 24	NIAGARA-2	*	3	1	0	1	0	0	1	0	0	0	0	0	0	1	0	0	2	5	0	.290	
Totals			8	31	7	9	7	3	1	0	3	0	1	0	1	1	1	2	4	5	22	0	.290

SCHILLING'S CAREER STATS AT UNM

Year	avg	gp-gs	ab	r	h	2b	3b	hr	rbi	tb	slg%	bb	hbp	so	gdp	ob%	sf	sh	sb-att	po	a	e	fld%
2015	.250	26-19	76	13	19	5	0	0	14	24	.316	10	1	13	2	.341	1	1	2-5	37	68	4	.963
2017	.317	48-42	161	35	51	9	1	2	30	68	.422	24	5	25	1	.415	3	6	8-14	76	94	8	.955
2018	.348	49-46	178	33	62	15	1	1	30	82	.461	27	8	19	2	.453	1	3	4-8	27	93	12	.909
2019	.290	8-8	31	7	9	3	1	0	7	14	.452	3	1	4	2	.361	1	1	1-1	5	22	0	1.000
TOTAL	.316	131-115	446	88	141	32	3	3	81	188	.422	64	15	61	7	.414	6	11	15-28	145	277	24	.946



UNIVERSITY OF NEW MEXICO 2019 BASEBALL



HITTERS

#4

REESE O'FARRELL

C | R/R | 6-1 | 200 | JR | Burlington, Ontario (Howard College)



AVG.	H-AB	R	2B	3B	HR	RBI	SLG%	OB%
.182	4-22	3	1	0	0	0	.227	.333

O'Farrell's Single-Game Highs

Hits	Season	1 - done four times
	Career	Same
Runs	Season	2 vs. Niagara (2/24/19)
	Career	Same
Doubles	Season	1 vs. Niagara (2/24/19)
	Career	
Triples	Season	
	Career	
Home Runs	Season	
	Career	
RBI's	Season	
	Career	
Walks	Season	2 vs. Niagara (2/24/19)
	Career	Same
Stolen Bases	Season	
	Career	

GAME-BY-GAME STATISTICS

Date	OPPONENT	GS	AB	R	H	RBI	2B	3B	HR	BB	IBB	SB	CS	HBP	SAC	SF	GDP	K	PO	A	E	Avg
Feb 15	Oregon State	*	4	0	0	0	0	0	0	0	0	0	0	0	0	0	0	0	7	0	0	.000
Feb 16	Minnesota	*	3	1	0	0	0	0	1	0	0	0	0	0	1	0	0	0	10	0	0	.000
Feb 17	Gonzaga	*	4	0	1	0	0	0	0	0	0	0	0	0	0	0	0	0	6	1	0	.091
Feb 18	Oregon State	*	2	0	0	0	0	0	0	0	0	0	0	0	1	0	0	1	4	0	0	.077
Feb 23	NIAGARA-1	*	4	0	1	0	0	0	0	0	0	0	0	0	0	0	0	0	12	1	1	.118
Feb 23	NIAGARA-2	*	3	0	1	0	0	0	0	0	0	0	0	0	0	0	0	1	12	0	1	.150
Feb 24	NIAGARA-1	*	2	2	1	0	1	0	0	2	0	0	0	0	0	0	0	0	2	1	1	.182
Feb 24	NIAGARA-2	*	0	0	0	0	0	0	0	1	0	0	0	1	0	0	0	0	1	1	0	.182
Totals			8	22	3	4	0	1	0	4	0	0	0	1	2	0	0	2	54	4	3	.182

O'FARRELL'S CAREER STATS AT UNM

Year	avg	gp-gs	ab	r	h	2b	3b	hr	rbi	tb	slg%	bb	hbp	so	gdp	ob%	sf	sh	sb-att	po	a	e	fld%
2019	.182	8-8	22	3	4	1	0	0	0	5	.227	4	1	2	0	.333	0	2	0-0	54	4	3	.951
TOTAL	.182	8-8	22	3	4	1	0	0	0	5	.227	4	1	2	0	.333	0	2	0-0	54	4	3	.951



UNIVERSITY OF NEW MEXICO 2019 BASEBALL



HITTERS

#5

JUSTIN WATARI

INF | L/R | 5-6 | 158 | JR | Roseville, Calif. (Woodcreek HS)



AVG.	H-AB	R	2B	3B	HR	RBI	SLG%	OB%
.345	10-29	10	0	0	0	2	.345	.444

Watari's Single-Game Highs

Hits	Season	3 vs. Niagara (2/24/19)
	Career	4 - done twice
Runs	Season	3 - done twice
	Career	3 - done eight times
Doubles	Season	2 vs. UNLV (4/21/18)
Triples	Season	0
	Career	1 - done twice
Home Runs	Season	0
	Career	1 vs. UC Davis (5/20/18)
RBI's	Season	1 - done twice
	Career	3 at Grand Caynon (4/25/18)
Walks	Season	3 vs. Minnesota (2/16/19)
	Career	3 - done four times
Stolen Bases	Season	1 vs. Niagara (2/24/19)
	Career	2 at San Jose St. (4/29/18)

GAME-BY-GAME STATISTICS

Date	OPPONENT	GS	AB	R	H	RBI	2B	3B	HR	BB	IBB	SB	CS	HBP	SAC	SF	GDP	K	PO	A	E	Avg	
Feb 15	Oregon State	*	4	0	1	0	0	0	0	0	0	0	0	0	1	0	0	0	0	1	2	0	.250
Feb 16	Minnesota	*	3	3	2	1	0	0	0	3	0	0	0	0	0	0	0	1	3	3	0	0	.429
Feb 17	Gonzaga	*	2	1	0	0	0	0	0	1	0	0	0	0	1	0	0	0	2	5	1	0	.333
Feb 18	Oregon State	*	3	0	0	0	0	0	0	1	0	0	0	0	0	0	0	0	1	2	0	0	.250
Feb 23	NIAGARA-1	*	5	1	2	0	0	0	0	0	0	0	0	0	0	0	0	0	1	1	0	0	.294
Feb 23	NIAGARA-2	*	3	1	1	0	0	0	0	1	0	0	0	0	0	0	0	0	1	3	0	0	.300
Feb 24	NIAGARA-1	*	4	3	3	1	0	0	0	0	0	1	0	0	0	1	0	0	1	3	0	0	.375
Feb 24	NIAGARA-2	*	5	1	1	0	0	0	0	0	0	0	0	0	0	0	0	0	2	4	0	0	.345
Totals			8	29	10	10	2	0	0	6	0	1	0	0	2	1	0	1	11	22	3	0	.345

WATARI'S CAREER STATS AT UNM

Year	avg	gp-gs	ab	r	h	2b	3b	hr	rbi	tb	slg%	bb	hbp	so	gdp	ob%	sf	sh	sb-att	po	a	e	fld%
2017	.268	35-26	82	29	22	4	0	0	12	26	.317	32	1	22	1	.474	1	1	1-2	32	79	4	.965
2018	.321	46-44	159	35	51	11	2	1	25	69	.434	33	1	15	5	.438	1	12	6-8	67	123	6	.969
2019	.345	8-8	29	10	10	0	0	0	2	10	.345	6	0	1	0	.444	1	2	1-1	11	22	3	.917
TOTAL	.307	89-78	270	74	83	15	2	1	39	105	.389	71	2	38	6	.451	3	15	8-11	110	224	13	.963



UNIVERSITY OF NEW MEXICO 2019 BASEBALL



HITTERS

#6

BRAYDEN MERRITT

OF | L/R | 5-9 | 175 | SO | Chandler, Ariz. (Hamilton HS)



AVG.	H-AB	R	2B	3B	HR	RBI	SLG%	OB%
.067	1-15	4	0	0	0	0	.067	.222

Merritt's Single-Game Highs

Hits	Season	1 vs. Oregon State (2/15/19)
	Career	4 vs. UNLV (4/22/18)
Runs	Season	1 - done four times
	Career	3 vs. Nevada (3/3/18)
Doubles	Season	
	Career	1 - done seven times
Triples	Season	
	Career	
Home Runs	Season	
	Career	1 - done twice
RBI's	Season	
	Career	2 - done four times
Walks	Season	1 - done three times
	Career	1 - done 13 times
Stolen Bases	Season	
	Career	1 - done twice

GAME-BY-GAME STATISTICS

Date	OPPONENT	GS	AB	R	H	RBI	2B	3B	HR	BB	IBB	SB	CS	HBP	SAC	SF	GDP	K	PO	A	E	Avg
Feb 15	Oregon State	*	3	1	1	0	0	0	0	1	0	0	0	0	0	0	0	1	2	0	0	.333
Feb 16	Minnesota	*	5	1	0	0	0	0	0	0	0	0	0	0	0	0	0	1	1	0	0	.125
Feb 17	Gonzaga	*	3	1	0	0	0	0	0	1	0	0	0	0	0	0	0	1	1	0	0	.091
Feb 18	Oregon State	*	2	0	0	0	0	0	0	0	0	0	0	0	0	0	0	1	5	0	0	.077
Feb 23	NIAGARA-1	*	2	1	0	0	0	0	0	1	0	0	0	0	0	0	0	0	0	0	0	.067
Feb 23	NIAGARA-2		0	0	0	0	0	0	0	0	0	0	0	0	0	0	0	0	0	0	0	.067
Feb 24	NIAGARA-2		0	0	0	0	0	0	0	0	0	0	0	0	0	0	0	0	0	0	0	.067
Totals			5	5	4	1	0	0	0	3	0	0	0	0	0	0	0	4	9	0	0	.067

MERRITT'S CAREER STATS AT UNM

Year	avg	gp-gs	ab	r	h	2b	3b	hr	rbi	tb	slg%	bb	hbp	so	gdp	ob%	sf	sh	sb-alt	po	a	e	fld%
2018	.293	48-39	140	23	41	7	0	2	20	54	.386	10	2	23	3	.344	2	3	2-4	96	0	3	.970
2019	.067	7-5	15	4	1	0	0	0	0	1	.067	3	0	4	0	.222	0	0	0-0	9	0	0	1.000
TOTAL	.271	55-44	155	27	42	7	0	2	20	55	.355	13	2	27	3	.331	2	3	2-4	105	0	3	.972



UNIVERSITY OF NEW MEXICO 2019 BASEBALL



HITTERS

#7

JEFF DEIMLING

OF | R/R | 6-0 | 195 | RsSR | Albuquerque, N.M. (La Cueva HS)



AVG.	H-AB	R	2B	3B	HR	RBI	SLG%	OB%
.364	4-11	0	0	0	0	2	.364	.462

Deimling's Single-Game Highs

Hits	Season: 2 vs. Oregon State (2/15/19) Career: 4 - done four times
Runs	Season: 1 - done twice Career: 4 vs. UC Davis (5/19/18)
Doubles	Season: 1 - done seven times Career: 1 - done seven times
Triples	Season: 1 vs. Central Mich. (2/22/18) Career: 1 vs. Central Mich. (2/22/18)
Home Runs	Season: 1 - done twice Career: 1 - done twice
RBI's	Season: 2 vs. Niagara (2/24/19) Career: 4 - done twice
Walks	Season: 1 - done twice Career: 2 - done three times
Stolen Bases	Season: 1 vs. NMSU (5/8/18) Career: 1 vs. NMSU (5/8/18)

GAME-BY-GAME STATISTICS

Date	OPPONENT	GS	AB	R	H	RBI	2B	3B	HR	BB	IBB	SB	CS	HBP	SAC	SF	GDP	K	PO	A	E	Avg	
Feb 15	Oregon State	*	4	0	2	0	0	0	0	0	0	0	0	0	0	0	1	0	0	0	0	0	.500
Feb 18	Oregon State	1	0	0	0	0	0	0	0	0	0	0	0	0	0	0	0	0	0	0	0	0	.400
Feb 23	NIAGARA-1	1	0	0	0	0	0	0	0	0	0	0	0	0	0	0	0	1	0	0	0	0	.333
Feb 23	NIAGARA-2	*	2	1	1	0	0	0	1	0	0	0	0	0	0	0	0	0	0	0	0	0	.375
Feb 24	NIAGARA-2	*	3	1	1	2	0	0	0	1	0	0	0	0	0	0	0	1	0	0	0	0	.364
Totals		3	11	2	4	2	0	0	0	2	0	0	0	0	0	0	1	2	0	0	0	0	.364

DEIMLING'S CAREER STATS AT UNM

Year	avg	gp-gs	ab	r	h	2b	3b	hr	rbi	tb	slg%	bb	hbp	so	gdp	ob%	sf	sh	sb-att	po	a	e	fld%
2017	1.000	1-0	1	0	1	0	0	0	1	1	1.000	0	0	0	0	1.000	0	0	0-0	0	0	0	.000
2018	.321	45-30	137	21	44	7	1	2	27	59	.431	13	4	32	4	.396	0	1	1-4	190	11	7	.966
2019	.364	5-3	11	2	4	0	0	0	2	4	.364	2	0	2	1	.462	0	0	0-0	0	0	0	.000
TOTAL	.329	51-33	149	23	49	7	1	2	30	64	.430	15	4	34	5	.405	0	1	1-4	190	11	7	.966



UNIVERSITY OF NEW MEXICO 2019 BASEBALL



HITTERS

#9

EDIBERTO REYES

INF/C | R/R | 5-11 | 178 | FR | McAllen, Texas (Valley View HS)



AVG.	H-AB	R	2B	3B	HR	RBI	SLG%	OB%
.500	1-2	0	0	0	0	1	.500	.500

Reyes' Single-Game Highs

Hits	Season	1 vs. Niagara (2/24/19)
	Career	Same
Runs	Season	
	Career	
Doubles	Season	
	Career	
Triples	Season	
	Career	
Home Runs	Season	
	Career	
RBI's	Season	1 vs. Niagara (2/24/19)
	Career	Same
Walks	Season	
	Career	
Stolen Bases	Season	1 vs. Niagara (2/24/19)
	Career	Same

GAME-BY-GAME STATISTICS

Date	OPPONENT	GS	AB	R	H	RBI	2B	3B	HR	BB	IBB	SB	CS	HBP	SAC	SF	GDP	K	PO	A	E	Avg
Feb 24	NIAGARA-2		2	0	1	1	0	0	0	0	0	1	0	0	0	0	0	0	4	0	0	.500
Totals		0	2	0	1	1	0	0	0	0	0	1	0	0	0	0	0	0	4	0	0	.500

REYES' CAREER STATS AT UNM

Year	avg	gp-gs	ab	r	h	2b	3b	hr	rbi	tb	slg%	bb	hbp	so	gdp	ob%	sf	sh	sb-att	po	a	e	fld%
2019	.500	1-0	2	0	1	0	0	0	1	1	.500	0	0	0	0	.500	0	0	1-1	4	0	0	1.000
TOTAL	.500	1-0	2	0	1	0	0	0	1	1	.500	0	0	0	0	.500	0	0	1-1	4	0	0	1.000



UNIVERSITY OF NEW MEXICO 2019 BASEBALL



HITTERS

#11

CAMERON STEVENSON

INF | R/R | 6-1 | 195 | FR | Roswell, N.M. (Goddard HS)



AVG.	H-AB	R	2B	3B	HR	RBI	SLG%	OB%
...

Stevenson's Single-Game Highs

Hits	Season _____ Career _____
Runs	Season _____ Career _____
Doubles	Season _____ Career _____
Triples	Season _____ Career _____
Home Runs	Season _____ Career _____
RBIs	Season _____ Career _____
Walks	Season _____ Career _____
Stolen Bases	Season _____ Career _____

GAME-BY-GAME STATISTICS

Date	OPPONENT	GS	AB	R	H	RBI	2B	3B	HR	BB	IBB	SB	CS	HBP	SAC	SF	GDP	K	PO	A	E	Avg
Totals																						

STEVENSON'S CAREER STATS AT UNM



UNIVERSITY OF NEW MEXICO 2019 BASEBALL



HITTERS

#13

CONNOR MANG

INF | R/R | 5-11 | 200 | RsSO | Los Alamos, N.M. (Los Alamos HS)



AVG.	H-AB	R	2B	3B	HR	RBI	SLG%	OB%
.419	13-31	3	4	1	1	9	.710	.424

Mang's Single-Game Highs

Hits	Season	3 - done three times
	Career	3 - done 11 times
Runs	Season	1 - done three times
	Career	2 - done eight times
Doubles	Season	2 vs. Niagara (2/24/19)
	Career	Same
Triples	Season	1 vs. Gonzaga (2/17/19)
	Career	1 - done four times
Home Runs	Season	1 vs. Niagara (2/24/19)
	Career	1 - done three times
RBI's	Season	5 vs. Niagara (2/24/19)
	Career	Same
Walks	Season	1 vs. Minnesota (2/16/19)
	Career	2 - done three times
Stolen Bases	Season	2 vs. Niagara (2/24/19)
	Career	Same

GAME-BY-GAME STATISTICS

Date	OPPONENT	GS	AB	R	H	RBI	2B	3B	HR	BB	IBB	SB	CS	HBP	SAC	SF	GDP	K	PO	A	E	Avg
Feb 15	Oregon State	*	4	1	1	0	1	0	0	0	0	0	0	0	0	0	0	2	0	2	0	.250
Feb 16	Minnesota	*	4	0	0	0	0	0	0	1	0	0	0	0	0	0	0	3	1	1	0	.125
Feb 17	Gonzaga	*	4	0	3	2	0	1	0	0	0	0	0	0	0	0	0	1	2	0	0	.333
Feb 18	Oregon State	*	4	0	3	0	1	0	0	0	0	0	0	0	0	0	0	1	0	0	1	.438
Feb 23	NIAGARA-1	*	4	0	0	0	0	0	0	0	0	0	0	0	0	0	0	0	2	2	1	.350
Feb 23	NIAGARA-2	*	3	0	1	2	0	0	0	0	0	0	0	0	0	1	0	1	0	2	1	.348
Feb 24	NIAGARA-1	*	4	1	3	5	2	0	1	0	0	0	0	0	0	0	0	1	0	2	0	.407
Feb 24	NIAGARA-2	*	4	1	2	0	0	0	0	0	0	2	0	0	0	0	0	1	0	2	0	.419
Totals			8	31	3	13	9	4	1	1	1	0	2	0	0	0	1	10	5	12	2	.419

MANG'S CAREER STATS AT UNM

Year	avg	gp-gs	ab	r	h	2b	3b	hr	rbi	tb	slg%	bb	hbp	so	gdp	ob%	sf	sh	sb-alt	po	a	e	fld%
2017	.000	3-0	2	2	0	0	0	0	0	0	.000	1	0	0	0	.333	0	0	0-0	0	0	0	.000
2018	.326	48-48	172	35	56	10	3	2	27	78	.453	24	5	31	4	.421	1	2	2-3	245	47	4	.986
2019	.419	8-8	31	3	13	4	1	1	9	22	.710	1	0	10	0	.424	1	0	2-2	5	12	2	.895
TOTAL	.337	59-56	205	40	69	14	4	3	36	100	.488	26	5	41	4	.420	2	2	4-5	250	59	6	.981



UNIVERSITY OF NEW MEXICO 2019 BASEBALL



HITTERS

#14

DEREK MARSHALL JR.

INF/OF | R/R | 6-1 | 233 | RsSO | Los Angeles, Calif. (Loyola HS)



AVG.	H-AB	R	2B	3B	HR	RBI	SLG%	OB%
.233	7-30	3	2	0	1	2	.400	.303

Marshall Jr.'s Single-Game Highs

Hits	Season: 2 - done twice Career: 3 at Air Force (5/11/18)
Runs	Season: 1 - done three times Career: 2 - done twice
Doubles	Season: 2 vs. Oregon State (2/18/19) Career: 2 - done twice
Triples	Season: Career: 1 at Air Force (5/13/18)
Home Runs	Season: 1 vs. Gonzaga (2/17/19) Career: 1 - done four times
RBI's	Season: 2 vs. Gonzaga (2/17/19) Career: 3 vs. UC Davis (5/19/18)
Walks	Season: 1 - done three times Career: 1 - done 10 times
Stolen Bases	Season: Career: 1 vs. Columbia (3/16/18)

GAME-BY-GAME STATISTICS

Date	OPPONENT	GS	AB	R	H	RBI	2B	3B	HR	BB	IBB	SB	CS	HBP	SAC	SF	GDP	K	PO	A	E	Avg
Feb 15	Oregon State	*	3	1	1	0	0	0	0	1	0	0	0	0	0	0	0	1	7	2	0	.333
Feb 16	Minnesota	*	6	1	0	0	0	0	0	0	0	0	0	0	0	0	1	1	9	0	0	.111
Feb 17	Gonzaga	*	4	1	1	2	0	0	1	0	0	0	0	0	0	0	0	2	8	2	0	.154
Feb 18	Oregon State	*	3	0	2	0	2	0	0	0	0	0	0	0	0	0	0	1	7	1	1	.250
Feb 23	NIAGARA-1	*	4	0	2	0	0	0	0	0	0	0	0	0	0	0	1	1	9	0	0	.300
Feb 23	NIAGARA-2	*	3	0	0	0	0	0	1	0	0	0	0	0	0	0	0	2	7	0	1	.261
Feb 24	NIAGARA-1	*	3	0	0	0	0	0	1	0	0	0	0	0	0	0	0	1	9	1	0	.231
Feb 24	NIAGARA-2	*	4	0	1	0	0	0	0	0	0	0	0	0	0	0	0	0	9	0	0	.233
Totals			8	30	3	7	2	2	0	1	3	0	0	0	0	0	2	9	65	6	2	.233

MARSHALL JR'S CAREER STATS AT UNM

Year	avg	gp-gs	ab	r	h	2b	3b	hr	rbi	tb	slg%	bb	hbp	so	gdp	ob%	sf	sh	sb-att	po	a	e	fld%
2018	.245	38-24	106	13	26	8	1	3	19	45	.425	7	3	29	5	.305	2	0	1-2	65	0	3	.956
2019	.233	8-8	30	3	7	2	0	1	2	12	.400	3	0	9	2	.303	0	0	0-0	65	6	2	.973
TOTAL	.243	46-32	136	16	33	10	1	4	21	57	.419	10	3	38	7	.305	2	0	1-2	130	6	5	.965



UNIVERSITY OF NEW MEXICO 2019 BASEBALL



HITTERS

#15

JARED MANG

OF | R/R | 5-9 | 200 | SR | Los Alamos, N.M. (Los Alamos HS)



AVG.	H-AB	R	2B	3B	HR	RBI	SLG%	OB%
.407	11-27	11	5	1	1	14	.778	.541

Mang's Single-Game Highs

Hits	Season	4 vs. Minnesota (2/16/19)
	Career	5 - done twice
Runs	Season	4 vs. Niagara
	Career	4 - done seven times
Doubles	Season	2 vs. Minnesota (2/16/19)
	Career	2 - done four times
Triples	Season	1 vs. Niagara (2/24/19)
	Career	1 - done five times
Home Runs	Season	1 vs. Oregon State (2/15/19)
	Career	2 at San Diego St. (4/30/17)
RBI's	Season	4 vs. Minnesota (2/16/19)
	Career	6 - done twice
Walks	Season	3 vs. Niagara (2/24/19)
	Career	Same
Stolen Bases	Season	1 vs. Niagara (2/24/19)
	Career	1 - done 10 times

GAME-BY-GAME STATISTICS

Date	OPPONENT	GS	AB	R	H	RBI	2B	3B	HR	BB	IBB	SB	CS	HBP	SAC	SF	GDP	K	PO	A	E	Avg
Feb 15	Oregon State	*	4	1	1	2	0	1	1	1	0	0	0	0	0	0	1	0	1	0	0	.250
Feb 16	Minnesota	*	5	2	4	4	2	0	0	1	0	0	0	0	0	0	0	1	1	0	0	.556
Feb 17	Gonzaga	*	2	2	1	1	0	0	0	1	1	0	0	0	0	1	0	0	3	0	0	.545
Feb 18	Oregon State	*	3	0	0	0	0	0	0	1	0	0	0	0	0	0	0	0	2	0	0	.429
Feb 23	NIAGARA-1	*	3	0	2	1	1	0	0	0	0	0	0	1	0	0	0	0	1	0	0	.471
Feb 23	NIAGARA-2	*	4	1	1	2	1	0	0	0	0	0	0	0	0	0	0	1	2	0	0	.429
Feb 24	NIAGARA-1	*	2	4	1	3	0	1	0	3	0	1	0	0	0	0	0	0	3	0	0	.435
Feb 24	NIAGARA-2	*	4	1	1	1	1	0	0	1	0	0	1	0	0	0	0	1	6	0	0	.407
Totals			8	27	11	11	14	5	1	1	8	2	1	1	0	1	1	3	19	0	0	.407

MANG'S CAREER STATS AT UNM

Year	avg	gp-gs	ab	r	h	2b	3b	hr	rbi	tb	slq%	bb	hbp	so	gdp	ob%	sf	sh	sb-att	po	a	e	fld%
2017	.373	57-57	241	63	90	17	2	9	62	138	.573	20	6	27	3	.433	1	3	4-6	114	4	1	.992
2018	.284	29-29	102	27	29	3	0	8	29	56	.549	19	9	20	2	.438	0	1	2-3	49	5	2	.964
2019	.407	8-8	27	11	11	5	1	1	14	21	.778	8	1	3	1	.541	1	0	1-2	19	0	0	1.000
TOTAL	.351	94-94	370	101	130	25	3	18	105	215	.581	47	16	50	6	.444	2	4	7-11	182	9	3	.985



UNIVERSITY OF NEW MEXICO 2019 BASEBALL



HITTERS

#16

TANNER BAKER

OF | L/R | 6-1 | 199 | JR | Phoenix, Ariz. (South Mountain CC)



AVG.	H-AB	R	2B	3B	HR	RBI	SLG%	OB%
.286	8-28	3	2	0	0	3	.357	.276

Baker's Single-Game Highs

Hits	Season	4 vs. Minnesota (2/16/19)
	Career	Same
Runs	Season	1 - done three times
	Career	Same
Doubles	Season	1 - done twice
	Career	Same
Triples	Season	
	Career	
Home Runs	Season	
	Career	
RBI's	Season	2 vs. Minnesota (2/16/19)
	Career	Same
Walks	Season	
	Career	
Stolen Bases	Season	
	Career	

GAME-BY-GAME STATISTICS

Date	OPPONENT	GS	AB	R	H	RBI	2B	3B	HR	BB	IBB	SB	CS	HBP	SAC	SF	GDP	K	PO	A	E	Avg
Feb 16	Minnesota	*	5	1	4	2	1	0	0	0	0	0	0	0	0	0	0	1	1	0	0	.800
Feb 17	Gonzaga	*	4	0	1	0	0	0	0	0	0	0	0	0	0	0	0	1	3	0	0	.556
Feb 18	Oregon State	*	4	0	1	0	0	0	0	0	0	0	0	0	0	0	0	2	2	0	0	.462
Feb 23	NIAGARA-1	*	4	0	0	0	0	0	0	0	0	0	0	0	0	0	1	1	2	0	0	.353
Feb 23	NIAGARA-2	*	4	1	1	0	1	0	0	0	0	0	0	0	0	0	0	1	3	0	0	.333
Feb 24	NIAGARA-1	*	4	0	1	0	0	0	0	0	0	0	0	0	0	0	0	0	2	0	0	.320
Feb 24	NIAGARA-2	*	3	1	0	1	0	0	0	0	0	0	0	0	0	1	0	0	1	0	0	.286
Totals			7	28	3	8	3	2	0	0	0	0	0	0	0	1	1	6	14	0	0	.286

BAKER'S CAREER STATS AT UNM

Year	avg	gp-gs	ab	r	h	2b	3b	hr	rbi	tb	slg%	bb	hbp	so	gdp	ob%	sf	sh	sb-att	po	a	e	fld%
2019	.286	7-7	28	3	8	2	0	0	3	10	.357	0	0	6	1	.276	1	0	0-0	14	0	0	1.000
TOTAL	.286	7-7	28	3	8	2	0	0	3	10	.357	0	0	6	1	.276	1	0	0-0	14	0	0	1.000



UNIVERSITY OF NEW MEXICO 2019 BASEBALL



HITTERS

#20

JOSEPH HAGOPIAN

INF | L/R | 5-11 | 170 | FR | West Sacramento, Calif. (Jesuit HS)



AVG.	H-AB	R	2B	3B	HR	RBI	SLG%	OB%
...

Hagopian's Single-Game Highs

Hits	Season _____
	Career _____
Runs	Season _____
	Career _____
Doubles	Season _____
	Career _____
Triples	Season _____
	Career _____
Home Runs	Season _____
	Career _____
RBI's	Season _____
	Career _____
Walks	Season _____
	Career _____
Stolen Bases	Season _____
	Career _____

GAME-BY-GAME STATISTICS

Date	OPPONENT	GS	AB	R	H	RBI	2B	3B	HR	BB	IBB	SB	CS	HBP	SAC	SF	GDP	K	PO	A	E	Avg
Totals																						

HAGOPIAN'S CAREER STATS AT UNM



UNIVERSITY OF NEW MEXICO 2019 BASEBALL



HITTERS

#24

ADAM ADKINS

OF | R/R | 6-3 | 202 | SR | Denver, Colo. (West Texas A&M)



AVG.	H-AB	R	2B	3B	HR	RBI	SLG%	OB%
.167	1-6	1	0	0	0	0	.167	.375

Adkins' Single-Game Highs

Hits	Season	1 vs. Niagara (2/24/19)
	Career	Same
Runs	Season	1 vs. Niagara (2/24/19)
	Career	Same
Doubles	Season	
	Career	
Triples	Season	
	Career	
Home Runs	Season	
	Career	
RBI	Season	
	Career	
Walks	Season	2 vs. Niagara (2/24/19)
	Career	
Stolen Bases	Season	
	Career	

GAME-BY-GAME STATISTICS

Date	OPPONENT	GS	AB	R	H	RBI	2B	3B	HR	BB	IBB	SB	CS	HBP	SAC	SF	GDP	K	PO	A	E	Avg
Feb 24	NIAGARA-1	*	4	1	1	0	0	0	0	0	0	0	0	0	0	0	0	1	2	0	0	.250
Feb 24	NIAGARA-2	*	2	0	0	0	0	0	2	0	0	0	0	0	0	0	0	1	2	0	0	.167
Totals		2	6	1	1	0	0	0	2	0	0	0	0	0	0	0	0	2	4	0	0	.167

ADKINS' CAREER STATS AT UNM

Year	avg	gp-gs	ab	r	h	2b	3b	hr	rbi	tb	slg%	bb	hbp	so	gdp	ob%	sf	sh	sb-att	po	a	e	fld%
2019	.167	2-2	6	1	1	0	0	0	0	1	.167	2	0	2	0	.375	0	0	0-0	4	0	0	1.000
TOTAL	.167	2-2	6	1	1	0	0	0	0	1	.167	2	0	2	0	.375	0	0	0-0	4	0	0	1.000



UNIVERSITY OF NEW MEXICO 2019 BASEBALL



HITTERS

#26

NICK ATKINS

INF | R/R | 5-8 | 152 | SO | Venice, Calif. (Venice HS)



AVG.	H-AB	R	2B	3B	HR	RBI	SLG%	OB%
...

Atkins' Single-Game Highs

Hits	Season	_____
	Career	2 - done twice
Runs	Season	_____
	Career	3 at Grand Canyon (4/25/18)
Doubles	Season	_____
	Career	_____
Triples	Season	_____
	Career	_____
Home Runs	Season	_____
	Career	_____
RBIs	Season	_____
	Career	_____
Walks	Season	_____
	Career	1 vs. Columbia (3/16/18)
Stolen Bases	Season	_____
	Career	1 at Grand Canyon (4/25/18)

GAME-BY-GAME STATISTICS

Date	OPPONENT	GS	AB	R	H	RBI	2B	3B	HR	BB	IBB	SB	CS	HBP	SAC	SF	GDP	K	PO	A	E	Avg
Totals																						

ATKINS' CAREER STATS AT UNM

Year	avg	gp-gs	ab	r	h	2b	3b	hr	rbi	tb	slg%	bb	hbp	so	gdp	ob%	sf	sh	sb-att	po	a	e	fld%
2018	.186	22-13	43	7	8	0	0	0	0	8	.186	1	1	9	1	.222	0	1	1-1	21	33	4	.931
TOTAL	.186	22-13	43	7	8	0	0	0	0	8	.186	1	1	9	1	.222	0	1	1-1	21	33	4	.931



UNIVERSITY OF NEW MEXICO 2019 BASEBALL



HITTERS

#27

TYLER KELLY

INF | R/R | 5-9 | 170 | FR | Cottonwood, Ariz. (Mingus HS)



AVG.	H-AB	R	2B	3B	HR	RBI	SLG%	OB%
.259	7-27	3	0	0	0	5	.259	.310

Kelly's Single-Game Highs

Hits	Season	3 vs. Minnesota (2/16/19)
	Career	Same
Runs	Season	1 - done twice
	Career	Same
Doubles	Season	
	Career	
Triples	Season	
	Career	
Home Runs	Season	
	Career	
RBI's	Season	2 - done twice
	Career	Same
Walks	Season	1 vs. Niagara (2/23/19)
	Career	Same
Stolen Bases	Season	1 - done twice
	Career	Same

GAME-BY-GAME STATISTICS

Date	OPPONENT	GS	AB	R	H	RBI	2B	3B	HR	BB	IBB	SB	CS	HBP	SAC	SF	GDP	K	PO	A	E	Avg
Feb 15	Oregon State	*	4	0	1	2	0	0	0	0	0	0	0	0	0	0	0	1	4	0	0	.250
Feb 16	Minnesota	*	4	1	3	1	0	0	0	0	0	0	1	1	0	0	0	0	0	0	0	.500
Feb 17	Gonzaga	*	4	1	1	0	0	0	0	0	0	0	0	0	0	0	1	0	0	0	0	.417
Feb 18	Oregon State	*	4	0	0	0	0	0	0	0	0	0	0	0	0	0	0	1	0	0	0	.312
Feb 23	NIAGARA-1	*	4	0	1	0	0	0	0	0	0	0	0	0	0	0	0	0	0	0	0	.300
Feb 23	NIAGARA-2	*	3	0	0	0	0	0	1	0	0	1	0	0	0	0	0	1	1	0	0	.261
Feb 24	NIAGARA-1	*	4	0	1	2	0	0	0	0	0	1	0	0	0	0	0	0	0	0	0	.259
Totals			7	27	2	7	5	0	0	0	1	0	2	1	1	0	0	1	3	5	0	.259

KELLY'S CAREER STATS AT UNM

Year	avg	gp-gs	ab	r	h	2b	3b	hr	rbi	tb	slg%	bb	hbp	so	gdp	ob%	sf	sh	sb-att	po	a	e	fld%
2019	.259	7-7	27	2	7	0	0	0	5	7	.259	1	1	3	1	.310	0	0	2-3	5	0	0	1.000
TOTAL	.259	7-7	27	2	7	0	0	0	5	7	.259	1	1	3	1	.310	0	0	2-3	5	0	0	1.000



UNIVERSITY OF NEW MEXICO 2019 BASEBALL



HITTERS

#31

ZACK DOAK

INF | R/R | 6-0 | 195 | FR | Tulsa, Okla. (Tulsa Union HS)



AVG.	H-AB	R	2B	3B	HR	RBI	SLG%	OB%
...

Doak's Single-Game Highs

Hits	Season _____ Career _____
Runs	Season _____ Career _____
Doubles	Season _____ Career _____
Triples	Season _____ Career _____
Home Runs	Season _____ Career _____
RBI's	Season _____ Career _____
Walks	Season _____ Career _____
Stolen Bases	Season _____ Career _____

GAME-BY-GAME STATISTICS

Date	OPPONENT	GS	AB	R	H	RBI	2B	3B	HR	BB	IBB	SB	CS	HBP	SAC	SF	GDP	K	PO	A	E	Avg
Totals																						

DOAK'S CAREER STATS AT UNM



UNIVERSITY OF NEW MEXICO 2019 BASEBALL



HITTERS

#34

DANIEL DURAZO

OF | L/R | 5-11 | 190 | FR | Nogales, Ariz. (Salpointe Catholic HS)



AVG.	H-AB	R	2B	3B	HR	RBI	SLG%	OB%
...

Durazo's Single-Game Highs

Hits	Season _____ Career _____
Runs	Season _____ Career _____
Doubles	Season _____ Career _____
Triples	Season _____ Career _____
Home Runs	Season _____ Career _____
RBI's	Season _____ Career _____
Walks	Season _____ Career _____
Stolen Bases	Season _____ Career _____

GAME-BY-GAME STATISTICS

Date	OPPONENT	GS	AB	R	H	RBI	2B	3B	HR	BB	IBB	SB	CS	HBP	SAC	SF	GDP	K	PO	A	E	Avg
Totals																						

DURAZO'S CAREER STATS AT UNM



UNIVERSITY OF NEW MEXICO 2019 BASEBALL



HITTERS

#35

MICAH PIETILA-WIGGS

UTL | R/R | 5-9 | 166 | FR | Chula Vista, Calif. (Eastlake HS)



AVG.	H-AB	R	2B	3B	HR	RBI	SLG%	OB%
...	...	1

Pietila-Wiggs' Single-Game Highs

Hits	Season _____ Career _____
Runs	Season 1 vs. Niagara (2/24/19) Career Same
Doubles	Season _____ Career _____
Triples	Season _____ Career _____
Home Runs	Season _____ Career _____
RBI's	Season _____ Career _____
Walks	Season _____ Career _____
Stolen Bases	Season _____ Career _____

GAME-BY-GAME STATISTICS

Date	OPPONENT	GS	AB	R	H	RBI	2B	3B	HR	BB	IBB	SB	CS	HBP	SAC	SF	GDP	K	PO	A	E	Avg
Feb 18	Oregon State	0	0	0	0	0	0	0	0	0	0	0	0	0	0	0	0	0	1	0	0	.000
Feb 24	NIAGARA-2	0	1	0	0	0	0	0	0	0	0	0	0	0	0	0	0	0	0	0	0	.000
Totals		0	0	1	0	0	0	0	0	0	0	0	0	0	0	0	0	0	1	0	0	.000

PIETILA-WIGGS' CAREER STATS AT UNM

Year	avg	gp-gs	ab	r	h	2b	3b	hr	rbi	tb	slg%	bb	hbp	so	gdp	ob%	sf	sh	sb-att	po	a	e	fld%
2019	.000	2-0	0	1	0	0	0	0	0	0	.000	0	0	0	0	.000	0	0	0-0	1	0	0	1.000
TOTAL	.000	2-0	0	1	0	0	0	0	0	0	.000	0	0	0	0	.000	0	0	0-0	1	0	0	1.000



UNIVERSITY OF NEW MEXICO 2019 BASEBALL



GAME-BY-GAME LINE SCORES

GAME #1

Feb 15, 2019 at Surprise, Ariz.

Score by Innings	1	2	3	4	5	6	7	8	9	R	H	E	
New Mexico	0	1	0	0	0	3	0	0	1	-	5	9	3
Oregon State	0	0	0	0	0	0	3	0	3	-	6	6	0

WP-Eisert, Brandon (1-0) LP-EMOND, Malachi (0-1) T-3:15 A-1947
HR NM - MANG, Jared

GAME #2

Feb 16, 2019 at Surprise, AZ

Score by Innings	1	2	3	4	5	6	7	8	9	R	H	E	
New Mexico	1	0	2	2	0	0	1	1	4	-	11	15	0
Minnesota	0	0	0	1	0	0	0	0	0	-	1	4	4

WP-GARLEY, Nathaniel (1-0) LP-Fredrickson, Patrick (0-1) T-3:26 A-487

GAME #3

Feb 17, 2019 at Surprise, Ariz.

Score by Innings	1	2	3	4	5	6	7	8	9	R	H	E	
Gonzaga	1	1	0	2	0	0	0	0	0	-	4	6	0
New Mexico	2	0	0	2	1	0	1	0	X	-	6	11	1

WP-WALLER, Kenneth (1-0) Save-EMOND, Malachi(1) LP-LARDNER, M. (0-1) T-3:05 A-466
HR NM - MARSHALL JR, Derek (1)

GAME #4

Feb 18, 2019 at Surprise, Ariz.

Score by Innings	1	2	3	4	5	6	7	8	9	R	H	E	
New Mexico	0	0	0	0	0	0	0	0	0	-	0	6	2
Oregon State	1	1	0	1	0	1	0	1	X	-	5	9	0

WP-Eisert, Brandon (2-0) LP-GILLESPIE, Drew (0-1) T-3:00 A-1624
HR OSU - Jones, Preston (1)

GAME #5

Feb 23, 2019 at Albuquerque, N.M.

Score by Innings	1	2	3	4	5	6	7	8	9	R	H	E	
Niagara	0	0	0	1	0	0	0	4	0	-	5	6	1
New Mexico	1	0	0	0	2	0	0	0	0	-	3	10	2

WP-Howard (1-1) LP-SMITH, Chad (0-1) T-2:35 A-452

GAME #6

Feb 23, 2019 at Albuquerque, N.M

Score by Innings	1	2	3	4	5	6	7	8	9	R	H	E	
Niagara	0	0	0	0	0	0	0	3	0	-	3	9	2
New Mexico	3	0	0	1	0	0	1	X	-	-	5	6	3

WP-GARLEY, Nathaniel (2-0) Save-SCHILLING, Hayden(1) LP-Brash (0-1) T-2:40

GAME #7

Feb 24, 2019 at Albuquerque, N.M.

Score by Innings	1	2	3	4	5	6	7	R	H	E	
Niagara	2	0	0	1	0	0	0	-	3	11	2
New Mexico	3	3	3	0	0	0	4	-	13	12	1

WP-COFFEY, Brian (1-0) LP-Erwin (0-2) T-2:37 A-0
HR NM - MANG, Connor (1)

GAME #8

Feb 24, 2019 at Albuquerque, N.M.

Score by Innings	1	2	3	4	5	6	7	8	9	R	H	E	
Niagara	0	0	0	0	0	0	1	2	1	-	4	6	5
New Mexico	0	0	2	1	3	0	0	1	X	-	7	7	0

WP-LIVELY, Tristin (1-0) Save-EMOND, Malachi(2) LP-Parranto (0-2) T-3:05 A-522

GAME #9

GAME #10

GAME #11

GAME #12

GAME #13

GAME #14

GAME #15

GAME #16

GAME #17

GAME #18

GAME #19

GAME #20

GAME #21

GAME #22

GAME #23

GAME #24

GAME #25

GAME #26

GAME #27



UNIVERSITY OF NEW MEXICO 2019 BASEBALL



GAME-BY-GAME LINE SCORES

GAME #28

GAME #37

GAME #46

GAME #29

GAME #38

GAME #47

GAME #30

GAME #39

GAME #48

GAME #31

GAME #40

GAME #49

GAME #32

GAME #41

GAME #50

GAME #33

GAME #42

GAME #51

GAME #34

GAME #43

GAME #52

GAME #35

GAME #44

GAME #53

GAME #36

GAME #45

GAME #54



UNIVERSITY OF NEW MEXICO 2019 BASEBALL



GAME-BY-GAME LINE SCORES

GAME #55

GAME #56



UNIVERSITY OF NEW MEXICO

2019 BASEBALL



2018 University of New Mexico Baseball Statistics Summary for New Mexico (as of Feb 25, 2019) (All games)



Record: 5-3 Home: 3-1 Away: 0-0 Neutral: 2-2 MW: 0-0

Date	Opponent	Score	Player	avg	slug	ob%	g	ab	r	h	2b	3b	hr	rbi	bb	so	sb	cs	e	
2/15	vs #8 Oregon State	L 5-6	MANG, Connor	.419	.710	.424	8	31	3	13	4	1	1	9	1	10	2	0	2	
2/16	vs #24 Minnesota	W 11-1	MANG, Jared	.407	.778	.541	8	27	11	11	5	1	1	14	8	3	1	1	0	
2/17	vs Gonzaga	W 6-4	DEIMLING, Jeff	.364	.364	.462	5	11	2	4	0	0	0	2	2	2	0	0	0	
2/18	vs #7 Oregon State	L 0-5	WATARI, Justin	.345	.345	.444	8	29	10	10	0	0	0	2	6	1	1	0	3	
2/23	NIAGARA	L 3-5	SCHILLING, Hayden	.290	.452	.361	8	31	7	9	3	1	0	7	3	4	1	0	0	
2/23	NIAGARA	W 5-3	BAKER, Tanner	.286	.357	.276	7	28	3	8	2	0	0	3	0	6	0	0	0	
2/24	NIAGARA	W 13-3	KELLY, Tyler	.259	.259	.310	7	27	2	7	0	0	0	5	1	3	2	1	0	
2/24	NIAGARA	W 7-4	MARSHALL JR, Dere	.233	.400	.303	8	30	3	7	2	0	1	2	3	9	0	0	2	
			O'FARRELL, Reese	.182	.227	.333	8	22	3	4	1	0	0	0	4	2	0	0	3	
			ADKINS, Adam	.167	.167	.375	2	6	1	1	0	0	0	0	2	2	0	0	0	
			MERRITT, Brayden	.067	.067	.222	7	15	4	1	0	0	0	0	3	4	0	0	0	
			PIETILA-WIGGS, Mic	.000	.000	.000	2	0	1	0	0	0	0	0	0	0	0	0	0	

			REYES, Ediberto	.500	.500	.500	1	2	0	1	0	0	0	1	0	0	1	0	0	
			Totals	.293	.417	.375	8	259	50	76	17	3	3	45	33	46	8	2	12	
			Opponents	.226	.278	.342	8	252	31	57	8	1	1	27	40	57	3	1	14	

LOB - Team (56), Opp (74). DPs turned - Team (6), Opp (10). CI - Team (1), O'FARRELL, R 1. IBB - Team (2), MANG, J. 2, Opp (1). Picked off - MANG, J. 1, BAKER, T. 1.

Player	era	w-l	app	gs	cg	sh	sv	ip	h	r	er	bb	so	avg	hr
LIVELY, Tristin	0.00	1-0	2	1	0	0	0	6.0	2	0	0	5	3	.118	0
WALDEN, Blake	0.00	0-0	3	0	0	0	0	3.0	3	5	0	2	1	.214	0
WHITE, Jack	0.00	0-0	1	0	0	0	0	1.1	0	0	0	0	0	.000	0
SCHILLING, Hayden	0.00	0-0	1	0	0	0	1	1.0	0	0	0	0	2	.000	0
GARLEY, Nathaniel	0.64	2-0	2	2	0	0	0	14.0	10	1	1	4	15	.189	0
SLATEN, Justin	0.75	0-0	2	2	0	0	0	12.0	3	1	1	7	15	.083	0
GARZA, Nico	3.38	0-0	2	0	0	0	0	2.2	2	1	1	1	3	.222	0
GILLESPIE, Drew	3.60	0-1	1	1	0	0	0	5.0	6	3	2	3	2	.286	1
MARRUFO, Drew	4.50	0-0	2	0	0	0	0	2.0	4	1	1	1	1	.444	0
COFFEY, Brian	6.75	1-0	2	2	0	0	0	9.1	12	7	7	5	3	.324	0
WALLER, Kenneth	6.75	1-0	2	0	0	0	0	2.2	3	2	2	2	2	.273	0
SMITH, Chad	8.10	0-1	2	0	0	0	0	3.1	2	3	3	4	3	.167	0
EMOND, Malachi	9.00	0-1	4	0	0	0	2	5.0	9	6	5	3	7	.375	0
MURANO, Jack	13.50	0-0	1	0	0	0	0	0.2	1	1	1	3	0	.500	0
Totals	3.18	5-3	8	8	0	0	3	68.0	57	31	24	40	57	.226	1
Opponents	4.59	3-5	8	8	1	1	0	66.2	76	50	34	33	46	.293	3

PB - Team (1), O'FARRELL, R 1, Opp (2). Pickoffs - Team (1), COFFEY, B. 1, Opp (2). SBA/ATT - O'FARRELL, R (2-2), WALLER, K. (2-2), REYES, E. (1-1), SLATEN, J. (1-1), COFFEY, B. (0-1).

Score by innings	1	2	3	4	5	6	7	8	9	Total
New Mexico	10	4	7	5	7	3	6	3	5	50
Opponents	4	2	0	6	0	1	4	10	4	31

Win-loss breakouts: Day 4-3; Night 1-0; vs Left 1-0; vs Right 4-3;
1-run games 0-1; 2-run games 2-1; 5+run games 2-1; Extra inns 0-0; Shutouts 0-1.
Current streak: Won 3; Longest winning streak: 3; Longest losing streak: 2.
Attendance: Home 974 (avg 487); Away 4524 (avg 1131); Total 5498 (avg 916).



UNIVERSITY OF NEW MEXICO

2019 BASEBALL



2018 University of New Mexico Baseball Games Summary for New Mexico (as of Feb 25, 2019) (All games)



Score by innings	1	2	3	4	5	6	7	8	9	Total
New Mexico	10	4	7	5	7	3	6	3	5	50
Opponents	4	2	0	6	0	1	4	10	4	31

Record when ...

Overall	5-3	After 6 leading	5-2
Conference	0-0 trailing	0-1
Non-Conference	5-3 tied	0-0
Home games	3-1	After 7 leading	4-2
Away games	0-0 trailing	0-1
Neutral site	2-2 tied	0-0
Day games	4-3	After 8 leading	4-1
Night games	1-0 trailing	0-2
vs Left starter	1-0 tied	0-0
vs Right starter	4-3	Hit 0 home runs	3-2
1-Run games	0-1	... 1 home run	2-1
2-Run games	2-1	... 2+ home runs	0-0
5+Run games	2-1	Opponent 0 home runs	5-2
Extra innings	0-0 1 home run	0-1
Shutouts	0-1 2+ HRs	0-0
Scoring 0-2 runs	0-1	Made 0 errors	2-0
..... 3-5 runs	1-2	... 1 error	2-0
..... 6-9 runs	2-0	... 2+ errors	1-3
..... 10+ runs	2-0	Opp. made 0 errors	1-2
Opponent 0-2 runs	1-0 1 error	0-1
..... 3-5 runs	4-2 2+ errors	4-0
..... 6-9 runs	0-1	Out-hit opponent	4-2
..... 10+ runs	0-0	Out-hit by opponent	1-1
Scored in 1st inning	4-1	Hits are tied	0-0
Opp. scored in 1st	2-1		
Scores first	3-2		
Opp. scores first	2-1		

Record when team scores:

Runs	0	1	2	3	4	5	6	7	8	9	10+
W-L	0-1	0-0	0-0	0-1	0-0	1-1	1-0	1-0	0-0	0-0	2-0

Record when opponent scores:

Runs	0	1	2	3	4	5	6	7	8	9	10+
W-L	0-0	1-0	0-0	2-0	2-0	0-2	0-1	0-0	0-0	0-0	0-0

Record when leading after:

Inn.	1	2	3	4	5	6	7	8
W-L	4-1	3-2	4-2	4-1	5-2	5-2	4-2	4-1

Record when trailing after:

Inn.	1	2	3	4	5	6	7	8
W-L	0-1	0-1	0-1	0-1	0-1	0-1	0-1	0-2

Record when tied after:

Inn.	1	2	3	4	5	6	7	8
W-L	1-1	2-0	1-0	1-1	0-0	0-0	0-0	0-0

Current winning streak: 3

Longest winning streak: 3

Longest losing streak: 2



UNIVERSITY OF NEW MEXICO

2019 BASEBALL



2018 University of New Mexico Baseball Batting Leaders for New Mexico (as of Feb 25, 2019) (All games)

Hitting minimums - 25% of Games
Pitching minimums - 1 Games

Batting avg	
1. 13 MANG, Connor	.419
2. 15 MANG, Jared	.407
3. 7 DEIMLING, Jeff	.364
4. 5 WATARI, Justin	.345
5. 3 SCHILLING, Hayden	.290

Runs scored	
1. 15 MANG, Jared	11
2. 5 WATARI, Justin	10
3. 3 SCHILLING, Hayden	7
4. 6 MERRITT, Brayden	4
5. 4 tied at.....	3

Doubles	
1. 15 MANG, Jared	5
2. 13 MANG, Connor	4
3. 3 SCHILLING, Hayden	3
4. 14 MARSHALL JR, Derek	2
16 BAKER, Tanner	2

Total bases	
1. 13 MANG, Connor	22
2. 15 MANG, Jared	21
3. 3 SCHILLING, Hayden	14
4. 14 MARSHALL JR, Derek	12
5. 2 tied at.....	10

Sac bunts	
1. 5 WATARI, Justin	2
4 O'FARRELL, Reese	2
3. 3 SCHILLING, Hayden	1

Caught stealing	
1. 15 MANG, Jared	1
27 KELLY, Tyler	1

Strikeouts	
1. 13 MANG, Connor	10
2. 14 MARSHALL JR, Derek	9
3. 16 BAKER, Tanner	6
4. 3 SCHILLING, Hayden	4
6 MERRITT, Brayden	4

At bats	
1. 13 MANG, Connor	31
3 SCHILLING, Hayden	31
3. 14 MARSHALL JR, Derek	30
4. 5 WATARI, Justin	29
5. 16 BAKER, Tanner	28

Games as sub	
1. 7 DEIMLING, Jeff	2
35 PIETILA-WIGGS, Micah	2
6 MERRITT, Brayden	2
4. 9 REYES, Ediberto	1

Slugging pct	
1. 15 MANG, Jared	.778
2. 13 MANG, Connor	.710
3. 3 SCHILLING, Hayden	.452
4. 14 MARSHALL JR, Derek	.400
5. 7 DEIMLING, Jeff	.364

Hits	
1. 13 MANG, Connor	13
2. 15 MANG, Jared	11
3. 5 WATARI, Justin	10
4. 3 SCHILLING, Hayden	9
5. 16 BAKER, Tanner	8

Triples	
1. 3 SCHILLING, Hayden	1
15 MANG, Jared	1
13 MANG, Connor	1

Walks	
1. 15 MANG, Jared	8
2. 5 WATARI, Justin	6
3. 4 O'FARRELL, Reese	4
4. 3 tied at.....	3

Sac flies	
1. 5 WATARI, Justin	1
16 BAKER, Tanner	1
3 SCHILLING, Hayden	1
15 MANG, Jared	1
13 MANG, Connor	1

Steal attempts	
1. 27 KELLY, Tyler	3
2. 13 MANG, Connor	2
15 MANG, Jared	2
4. 3 tied at.....	1

Grounded into DP	
1. 3 SCHILLING, Hayden	2
14 MARSHALL JR, Derek	2
3. 4 tied at.....	1

Games played	
1. 6 tied at.....	8

On base pct	
1. 15 MANG, Jared	.541
2. 7 DEIMLING, Jeff	.462
3. 5 WATARI, Justin	.444
4. 13 MANG, Connor	.424
5. 24 ADKINS, Adam	.375

Runs batted in	
1. 15 MANG, Jared	14
2. 13 MANG, Connor	9
3. 3 SCHILLING, Hayden	7
4. 27 KELLY, Tyler	5
5. 16 BAKER, Tanner	3

Home runs	
1. 14 MARSHALL JR, Derek	1
13 MANG, Connor	1
15 MANG, Jared	1

Hit by pitch	
1. 15 MANG, Jared	1
4 O'FARRELL, Reese	1
27 KELLY, Tyler	1
3 SCHILLING, Hayden	1

Stolen bases	
1. 13 MANG, Connor	2
27 KELLY, Tyler	2
3. 4 tied at.....	1

Stolen base pct	
1. 3 SCHILLING, Hayden	1.000
13 MANG, Connor	1.000
5 WATARI, Justin	1.000
4. 27 KELLY, Tyler	.667
5. 15 MANG, Jared	.500

Total plate appearances	
1. 5 WATARI, Justin	38
2. 3 SCHILLING, Hayden	37
15 MANG, Jared	37
4. 14 MARSHALL JR, Derek	33
13 MANG, Connor	33

Game starts	
1. 6 tied at.....	8



UNIVERSITY OF NEW MEXICO

2019 BASEBALL



2018 University of New Mexico Baseball Pitching Leaders for New Mexico (as of Feb 25, 2019) (All games)



Hitting minimums - 25% of Games
Pitching minimums - 1 Games

Earned run avg		
1. 2 LIVELY, Tristin	0.00	
20 WALDEN, Blake	0.00	
30 WHITE, Jack	0.00	
3 SCHILLING, Hayden	0.00	
5. 44 GARLEY, Nathaniel	0.64	

Opposing bat avg		
1. 30 WHITE, Jack	.000	
3 SCHILLING, Hayden	.000	
3. 22 SLATEN, Justin	.083	
4. 2 LIVELY, Tristin	.118	
5. 29 SMITH, Chad	.167	

Won-loss pct		
1. 44 GARLEY, Nathaniel	1.000	
21 WALLER, Kenneth	1.000	
40 COFFEY, Brian	1.000	
2 LIVELY, Tristin	1.000	
5. 32 EMOND, Malachi	.000	

Wins		
1. 44 GARLEY, Nathaniel	2	
2. 2 LIVELY, Tristin	1	
40 COFFEY, Brian	1	
21 WALLER, Kenneth	1	

Losses		
1. 29 SMITH, Chad	1	
32 EMOND, Malachi	1	
19 GILLESPIE, Drew	1	

Saves		
1. 32 EMOND, Malachi	2	
2. 3 SCHILLING, Hayden	1	

Innings pitched		
1. 44 GARLEY, Nathaniel	14.0	
2. 22 SLATEN, Justin	12.0	
3. 40 COFFEY, Brian	9.1	
4. 2 LIVELY, Tristin	6.0	
5. 2 tied at.....	5.0	

Batters struck out		
1. 22 SLATEN, Justin	15	
44 GARLEY, Nathaniel	15	
3. 32 EMOND, Malachi	7	
4. 4 tied at.....	3	

Appearances		
1. 32 EMOND, Malachi	4	
2. 20 WALDEN, Blake	3	
3. 8 tied at.....	2	

Games started		
1. 44 GARLEY, Nathaniel	2	
22 SLATEN, Justin	2	
40 COFFEY, Brian	2	
4. 2 LIVELY, Tristin	1	
19 GILLESPIE, Drew	1	

Games finished		
1. 32 EMOND, Malachi	3	
2. 25 MARRUFO, Drew	2	
3. 2 LIVELY, Tristin	1	
20 WALDEN, Blake	1	
3 SCHILLING, Hayden	1	

Games in relief		
1. 32 EMOND, Malachi	4	
2. 20 WALDEN, Blake	3	
3. 4 tied at.....	2	

Wild pitches		
1. 40 COFFEY, Brian	3	
2. 21 WALLER, Kenneth	2	
3. 4 tied at.....	1	

Balks		

Hit batters		
1. 22 SLATEN, Justin	3	
2. 20 WALDEN, Blake	2	
3. 19 GILLESPIE, Drew	1	
29 SMITH, Chad	1	

Intentional BB allowed		
1. 17 MURANO, Jack	1	

Runners picked off		
1. 40 COFFEY, Brian	1	

Batters SO out looking		
1. 22 SLATEN, Justin	4	
2. 32 EMOND, Malachi	3	
23 GARZA, Nico	3	
4. 3 tied at.....	1	

Sac bunts allowed		
1. 22 SLATEN, Justin	4	

Sac flies allowed		
1. 25 MARRUFO, Drew	1	
40 COFFEY, Brian	1	
23 GARZA, Nico	1	
17 MURANO, Jack	1	
21 WALLER, Kenneth	1	

Hits allowed		
1. 30 WHITE, Jack	0	
3 SCHILLING, Hayden	0	
3. 17 MURANO, Jack	1	
4. 29 SMITH, Chad	2	
2 LIVELY, Tristin	2	

Runs allowed		
1. 30 WHITE, Jack	0	
3 SCHILLING, Hayden	0	
2 LIVELY, Tristin	0	
4. 17 MURANO, Jack	1	
25 MARRUFO, Drew	1	

Earned runs allowed		
1. 30 WHITE, Jack	0	
3 SCHILLING, Hayden	0	
2 LIVELY, Tristin	0	
20 WALDEN, Blake	0	
5. 17 MURANO, Jack	1	

Walks allowed		
1. 30 WHITE, Jack	0	
3 SCHILLING, Hayden	0	
3. 23 GARZA, Nico	1	
25 MARRUFO, Drew	1	
5. 20 WALDEN, Blake	2	

Doubles allowed		
1. 30 WHITE, Jack	0	
3 SCHILLING, Hayden	0	
23 GARZA, Nico	0	
2 LIVELY, Tristin	0	
20 WALDEN, Blake	0	

Triples allowed		
1. 30 WHITE, Jack	0	
3 SCHILLING, Hayden	0	
23 GARZA, Nico	0	
2 LIVELY, Tristin	0	
20 WALDEN, Blake	0	

Home runs allowed		
1. 30 WHITE, Jack	0	
3 SCHILLING, Hayden	0	
23 GARZA, Nico	0	
2 LIVELY, Tristin	0	
20 WALDEN, Blake	0	



UNIVERSITY OF NEW MEXICO

2019 BASEBALL



2018 University of New Mexico Baseball Fielding Leaders for New Mexico (as of Feb 25, 2019) (All games)



Hitting minimums - 25% of Games
Pitching minimums - 1 Games

Fielding pct		
1.	3 SCHILLING, Hayden	1.000
	15 MANG, Jared	1.000
	16 BAKER, Tanner	1.000
	6 MERRITT, Brayden	1.000
	27 KELLY, Tyler	1.000

Assists		
1.	3 SCHILLING, Hayden	22
	5 WATARI, Justin	22
	3. 13 MANG, Connor	12
	4. 14 MARSHALL JR, Derek	6
	5. 4 O'FARRELL, Reese	4

Stolen bases against		
1.	21 WALLER, Kenneth	2
	4 O'FARRELL, Reese	2
	3. 22 SLATEN, Justin	1
	9 REYES, Ediberto	1

Passed balls		
1.	4 O'FARRELL, Reese	1

Chances		
1.	14 MARSHALL JR, Derek	73
	2. 4 O'FARRELL, Reese	61
	3. 5 WATARI, Justin	36
	4. 3 SCHILLING, Hayden	27
	5. 2 tied at.....	19

Errors		
1.	4 O'FARRELL, Reese	3
	5 WATARI, Justin	3
	3. 14 MARSHALL JR, Derek	2
	13 MANG, Connor	2
	5. 2 tied at.....	1

Caught stealing by		
1.	40 COFFEY, Brian	1

Catchers interference		
1.	4 O'FARRELL, Reese	1

Putouts		
1.	14 MARSHALL JR, Derek	65
	2. 4 O'FARRELL, Reese	54
	3. 15 MANG, Jared	19
	4. 16 BAKER, Tanner	14
	5. 5 WATARI, Justin	11

Fielding double plays		
1.	14 MARSHALL JR, Derek	6
	2. 5 WATARI, Justin	5
	3. 3 SCHILLING, Hayden	4
	4. 3 tied at.....	1

Steal attempts against		
1.	21 WALLER, Kenneth	2
	4 O'FARRELL, Reese	2
	3. 9 REYES, Ediberto	1
	22 SLATEN, Justin	1
	40 COFFEY, Brian	1



UNIVERSITY OF NEW MEXICO

2019 BASEBALL



2018 University of New Mexico Baseball Season Game Highs for New Mexico (as of Feb 25, 2019) (All games)



TEAM GAME HIGHS

Batting

At bats:	40	-	vs Minnesota (Feb 16, 2019 at Surprise, AZ)
Runs scored:	13	-	vs Niagara (Feb 24, 2019)
Hits:	15	-	vs Minnesota (Feb 16, 2019 at Surprise, AZ)
RBIs:	12	-	vs Niagara (Feb 24, 2019)
Doubles:	5	-	vs Minnesota (Feb 16, 2019 at Surprise, AZ)
Triples:	1	-	vs Gonzaga (Feb 17, 2019 at Surprise, Ariz.)
	1	-	vs Niagara (Feb 23, 2019)
	1	-	vs Niagara (Feb 24, 2019)
Home runs:	1	-	vs Oregon State (Feb 15, 2019 at Surprise, Ariz.)
	1	-	vs Gonzaga (Feb 17, 2019 at Surprise, Ariz.)
	1	-	vs Niagara (Feb 24, 2019)
Total bases:	21	-	vs Niagara (Feb 24, 2019)
Walks:	6	-	vs Minnesota (Feb 16, 2019 at Surprise, AZ)
	6	-	vs Niagara (Feb 24, 2019)
	6	-	vs Niagara (Feb 24, 2019)
Strikeouts:	9	-	vs Oregon State (Feb 18, 2019 at Surprise, Ariz.)
Sac hits:	2	-	vs Oregon State (Feb 18, 2019 at Surprise, Ariz.)
Sac flies:	2	-	vs Niagara (Feb 24, 2019)
Stolen bases:	4	-	vs Niagara (Feb 24, 2019)
Hit by pitch:	2	-	vs Minnesota (Feb 16, 2019 at Surprise, AZ)
Caught stealing:	1	-	vs Minnesota (Feb 16, 2019 at Surprise, AZ)
	1	-	vs Niagara (Feb 24, 2019)
Runners LOB:	11	-	vs Minnesota (Feb 16, 2019 at Surprise, AZ)
Hit into DP:	2	-	(4 times)

Fielding

Putouts:	27	-	(5 times)
Assists:	12	-	vs Niagara (Feb 24, 2019)
Errors:	3	-	vs Oregon State (Feb 15, 2019 at Surprise, Ariz.)
	3	-	vs Niagara (Feb 23, 2019)
Passed balls:	1	-	vs Oregon State (Feb 15, 2019 at Surprise, Ariz.)
DPs turned:	3	-	vs Niagara (Feb 24, 2019)

Pitching

Innings pitched:	9.0	-	(5 times)
Runs allowed:	6	-	vs Oregon State (Feb 15, 2019 at Surprise, Ariz.)
Earned runs:	5	-	vs Niagara (Feb 23, 2019)
Walks allowed:	8	-	vs Oregon State (Feb 15, 2019 at Surprise, Ariz.)
Strikeouts:	12	-	vs Niagara (Feb 23, 2019)
	12	-	vs Niagara (Feb 23, 2019)
Hits allowed:	11	-	vs Niagara (Feb 24, 2019)
Doubles allowed:	2	-	vs Oregon State (Feb 15, 2019 at Surprise, Ariz.)
	2	-	vs Gonzaga (Feb 17, 2019 at Surprise, Ariz.)
	2	-	vs Niagara (Feb 24, 2019)
Triples allowed:	1	-	vs Niagara (Feb 23, 2019)
Homers allowed:	1	-	vs Oregon State (Feb 18, 2019 at Surprise, Ariz.)
Wild pitches:	3	-	vs Gonzaga (Feb 17, 2019 at Surprise, Ariz.)
	3	-	vs Niagara (Feb 24, 2019)



UNIVERSITY OF NEW MEXICO

2019 BASEBALL



2018 University of New Mexico Baseball Season Game Highs for New Mexico (as of Feb 25, 2019) (All games)



INDIVIDUAL GAME HIGHS

Batting

At bats:	6	- MARSHALL JR, Derek vs Minnesota (Feb 16, 2019 at Surprise, AZ)
Runs scored:	4	- MANG, Jared vs Niagara (Feb 24, 2019)
Hits:	4	- BAKER, Tanner vs Minnesota (Feb 16, 2019 at Surprise, AZ)
	4	- MANG, Jared vs Minnesota (Feb 16, 2019 at Surprise, AZ)
RBI:	5	- MANG, Connor vs Niagara (Feb 24, 2019)
Doubles:	2	- (4 times)
triples:	1	- MANG, Connor vs Gonzaga (Feb 17, 2019 at Surprise, Ariz.)
	1	- SCHILLING, Hayden vs Niagara (Feb 23, 2019)
	1	- MANG, Jared vs Niagara (Feb 24, 2019)
Home runs:	1	- MANG, Jared vs Oregon State (Feb 15, 2019 at Surprise, Ariz.)
	1	- MARSHALL JR, Derek vs Gonzaga (Feb 17, 2019 at Surprise, Ariz.)
	1	- MANG, Connor vs Niagara (Feb 24, 2019)
Total bases:	8	- MANG, Connor vs Niagara (Feb 24, 2019)
Walks:	3	- WATARI, Justin vs Minnesota (Feb 16, 2019 at Surprise, AZ)
	3	- MANG, Jared vs Niagara (Feb 24, 2019)
Strikeouts:	3	- MANG, Connor vs Minnesota (Feb 16, 2019 at Surprise, AZ)
Sac hits:	1	- (5 times)
Sac flies:	1	- (5 times)
Stolen bases:	2	- MANG, Connor vs Niagara (Feb 24, 2019)
Hit by pitch:	1	- (4 times)
Caught stealing:	1	- KELLY, Tyler vs Minnesota (Feb 16, 2019 at Surprise, AZ)
	1	- MANG, Jared vs Niagara (Feb 24, 2019)
Runners LOB:	4	- WATARI, Justin vs Niagara (Feb 24, 2019)

Fielding

Putouts:	12	- O'FARRELL, Reese vs Niagara (Feb 23, 2019)
	12	- O'FARRELL, Reese vs Niagara (Feb 23, 2019)
Assists:	5	- WATARI, Justin vs Gonzaga (Feb 17, 2019 at Surprise, Ariz.)
	5	- SCHILLING, Hayden vs Oregon State (Feb 18, 2019 at Surprise, Ariz.)
	5	- SCHILLING, Hayden vs Niagara (Feb 24, 2019)
Errors:	2	- WATARI, Justin vs Oregon State (Feb 15, 2019 at Surprise, Ariz.)
Passed balls:	1	- O'FARRELL, Reese vs Oregon State (Feb 15, 2019 at Surprise, Ariz.)

Pitching

Innings pitched:	7.0	- GARLEY, Nathaniel vs Minnesota (Feb 16, 2019 at Surprise, AZ)
	7.0	- SLATEN, Justin vs Niagara (Feb 23, 2019)
	7.0	- GARLEY, Nathaniel vs Niagara (Feb 23, 2019)
Runs allowed:	4	- EMOND, Malachi vs Oregon State (Feb 15, 2019 at Surprise, Ariz.)
	4	- COFFEY, Brian vs Gonzaga (Feb 17, 2019 at Surprise, Ariz.)
Earned runs:	4	- COFFEY, Brian vs Gonzaga (Feb 17, 2019 at Surprise, Ariz.)
Walks allowed:	5	- SLATEN, Justin vs Oregon State (Feb 15, 2019 at Surprise, Ariz.)
Strikeouts:	10	- SLATEN, Justin vs Niagara (Feb 23, 2019)
Hits allowed:	9	- COFFEY, Brian vs Niagara (Feb 24, 2019)
Doubles allowed:	2	- COFFEY, Brian vs Gonzaga (Feb 17, 2019 at Surprise, Ariz.)
	2	- COFFEY, Brian vs Niagara (Feb 24, 2019)
triples allowed:	1	- GARLEY, Nathaniel vs Niagara (Feb 23, 2019)
Homers allowed:	1	- GILLESPIE, Drew vs Oregon State (Feb 18, 2019 at Surprise, Ariz.)
Wild pitches:	3	- COFFEY, Brian vs Gonzaga (Feb 17, 2019 at Surprise, Ariz.)