




THE UNIVERSITY OF NEW MEXICO

2017-18 MEN'S BASKETBALL


15 NCAA Tournament Appearances
WAC Champions: 1964, 1968, 1974, 1978, 1993, 1994, 1996
Six Mountain West Tournament Championships:
2005, 2009, 2010, 2012, 2013, 2014

Game 5 & 6: New Mexico at Emerald Coast Classic


2017-18 SCHEDULE			
DATE	OPPONENT	TV	TIME (MT)
Oct. 27	BYU (Exhibition)	N/A	L, 79-73
Nov. 11	Northern N.M.	MWN	W, 147-76
Nov. 14	Omaha	MWN	W, 102-71
Nov. 17	at New Mexico State	AGGIEVISION	L, 75-56
Nov. 21	Tennessee Tech	MWN	L, 104-96
2017 Emerald Coast Classic, Niceville, Fla.			
Nov. 24	vs. TCU	CBSSN	5 p.m.
Nov. 25	vs. Md./St.Bonaventure	TBA	2/5 p.m.
2017 Mtn West/Missouri Valley Challenge			
Nov. 29	Evansville	AT&TSN/ROOT	7 p.m.
Dec. 2	at UTEP	TBA	7 p.m.
Dec. 6	at Colorado	Pac-12N	7 p.m.
Dec. 9	New Mexico State	ESPN3	7 p.m.
Dec. 16	Arizona	CBSSN	6 p.m.
Dec. 19	Rice	AT&TSN/ROOT	7:30 p.m.
Dec. 22	Prairie View	AT&TSN/ROOT	7 p.m.
Dec. 27	Air Force*	AT&TSN/ROOT	7 p.m.
Dec. 30	at Nevada*	AT&TSN/ROOT	3 p.m.
Jan. 3	at Boise State*	ESPN3	7 p.m.
Jan. 6	San José State*	MWN	7 p.m.
Jan. 10	Wyoming*	MWN	7 p.m.
Jan. 13	at Fresno State*	ESPN3	5 p.m.
Jan. 17	at UNLV*	ESPNU/3Flex	9 p.m.
Jan. 20	San Diego State*	CBSSN	5 p.m.
Jan. 27	Colorado State*	ESPNU/3	8 p.m.
Jan. 31	at Utah State*	MWN	7 p.m.
Feb. 3	at San José State*	AT&TSN/ROOT	4 p.m.
Feb. 6	Boise State*	ESPNU	8 p.m.
Feb. 10	at Air Force*	ESPN3	2 p.m.
Feb. 14	Utah State*	MWN	7 p.m.
Feb. 20	at Wyoming*	AT&TSN/ROOT	7 p.m.
Feb. 25	UNLV*	CBSSN	12 p.m.
Feb. 28	at Colorado State*	AT&TSN/ROOT	7 p.m.
Mar. 3	Fresno State*	ESPN3	7 p.m.
2017 MW Championship (Hosted by UNLV)			
Mar. 7	MW First Round	TBA	TBA
Mar. 8	MW Quarterfinals	TBA	TBA
Mar. 9	MW Semifinals	TBA	TBA
Mar. 10	MW Championship	TBA	TBA




New Mexico Lobos
 Record: 2-2 (0-0 MW)
 Conference: Mountain West
 Head Coach: Paul Weir (York, '04)
 Record at UNM: 2-2 (First Season)
 Career Record: 30-8 (Second Season)



(RV) TCU Horned Frogs
 Record: 4-0 (0-0 Big 12)
 Conference: Big 12 Conference
 Head Coach: Jamie Dixon (TCU, '87)
 Record at TCU: 28-15 (Second Season)
 Career Record: 356-138 (15th Season)



Maryland Terrapins
 Record: 5-0 (0-0 Big Ten)
 Conference: Big 10 Conference
 Head Coach: Mark Turgeon (Kansas, '87)
 Record at Maryland: 143-67 (Seventh Season)
 Career Record: 388-227 (19th Season)



St. Bonaventure Bonnies
 Record: 2-1 (0-0 A-10)
 Conference: Atlantic 10 Conference
 Head Coach: Mark Schmidt (Boston College, '85)
 Record at St. Bon.: 168-145 (11th Season)
 Career Record: 250-235 (17th Season)

Media Information

GAME 1 VS. TCU

Tip-Off: 5 p.m. (MST)
Location:... The Arena (NW Fla. St. Coll.)
 Niceville, Fla.
Capacity: 2,196

Live TV: CBS Sports Network
Online:..... CBSsports.com
Play-By-Play Brad Johansen
Analyst: Steve Lappas
Sideline Gary Parrish

Radio:... 610 KNML The Sports Animal
Play-By-Play Jeff Siembieda
Analyst..... Hunter Greene

Live Stats: Live stats available - TBA

Notes last updated: Nov. 22, 2017

- ABOUT THE E.C. CLASSIC**
- The Emerald Coast Classic features eight teams from across the country including UNM, Jackson State, Maryland, Md. Eastern Shore, Omaha, St. Bonaventure, (RV) TCU and Tenn. Tech.
 - UNM will face TCU Friday before competing in the final round on Saturday against either Maryland or St. Bonaventure.
 - Saturday's game will be dependent upon Friday's contests. The lose of the UNM/TCU game will face the loser of the St. Bonaventure/Maryland game at 3 p.m. while the winners of both games will face off at 6 p.m.
 - TV: Three games are slated to appear on CBS Sports Network including the Lobos vs. TCU on Friday. Saturday's 6 p.m. game will also air live. All other games will be available via live video stream on www.EmeraldCoastTV.com/ecc17.

PROBABLE STARTERS (BASED ON LAST GAME)

Pos.	No.	Name	PPG	RPG	APG	Notable
G	1	Chris McNeal (Jr., 6-1)	18.0	2.8	5.0	48.9 FG%, 51.6% 3FG, 63.2% FT, 4 stls
G/F	2	Sam Logwood (Sr., 6-8)	15.3	5.8	1.5	45.5% FG, 80.8% FT, 5 steals
G	3	Antino Jackson (Sr., 6-0)	10.5	1.8	3.3	45.5% FG, 42.9% 3FG, 13 assists
F	5	Joe Furstinger (Sr. 6-9)	7.8	6.0	2.3	40.9% FG, 92.9% FT (13-14), 11 blks
G/F	14	Dane Kuiper (Jr., 6-7)	6.5	2.8	3.0	83.3% FT, 12 assts, 5 steals

OFF THE BENCH

Pos.	No.	Name	PPG	RPG	APG
G/F	10	Makuach Maluach (Fr., 6-5)	8.5	2.3	0.5
G/F	11	Jachai Simmons (Jr., 6-7)	3.8	1.8	1.0
F/C	15	Vladimir Pinchuk (So., 6-10)	6.3	4.5	0.3
G	31	Troy Simons (Jr., 6-3)	11.5	3.8	2.3
G	32	Anthony Mathis (Jr., 6-3)	12.5	2.0	2.3
F	55	Connor MacDougall (Sr., 6-9)	N/A	N/A	N/A

Chelsea Pitvorec | Assistant Director of Athletic Communications
Email: cpitvorec@unm.edu | Cell: 352-422-2875

BY THE NUMBERS (MW)

2017-18 Updated Stats

Statistic	All Games	MW Games
Scoring:	100.5 ppg - 1st	N/A
Scoring Defense:	81.5 ppg - 11th	N/A
Scoring Margin:	+19.0 - 2nd	N/A
Field Goal %:	.484 - 4th	N/A
Def. Field Goal %:	.425 - 7th	N/A
3-Point FG %:	.416 - 3rd	N/A
Def. 3-Point FG %:	.344 - 8th	N/A
Free Throw %:	.789 - 3rd	N/A
Off. Rebounding%:	37.5 - 5th	N/A
Def. Rebounding%:	39.0 - 11th	N/A
Reb. Margin:	-1.5 rpg - T10th	N/A
Assists:	21.3 apg - 2nd	N/A
Turnover Margin:	(+5.8) - 1st	N/A
Asst/TO Ratio:	1.3 A/TO - 5th	N/A
Steals:	10.5 spg - 1st	N/A
Blocks:	4.5 bpg - 3rd	N/A

KEN POM.COM

Category	Offense	Defense	D-I Avg
Adj. Efficiency	101.3 209	103.8 187	103.1
Adj. Tempo	73.7 50		71.3
Avg. Poss. Length	15.7 81	15.0 28	16.8
Four Factors			
Effective FG%:	51.3 149	51.6 203	50.5
Turnover %:	20.5 224	23.9 38	19.4
Off. Reb. %:	32.0 116	39.4 333	29.3
FTA/FGA:	34.3 192	47.8 308	35.6
Miscellaneous Components			
3P%:	39.8 55	36.1 214	34.6
2P%:	43.0 296	50.0 186	49.7
FT%:	76.5 55	71.3 191	70.3
Block%:	8.0 122	10.9 113	9.5
Steal%:	11.7 327	8.4 183	8.7
Style Components			
3PA/FGA:	49.5 15	39.6 226	37.5
A/FGM:	54.9 128	60.5 298	52.6
Defensive Fingerprint:	Inconclusive		
Point Distribution (% of total points)			
3-Pointers:	45.9 12	31.2 159	30.8
2-Pointers:	33.7 343	44.0 289	49.3
Free Throws:	20.4 161	24.8 51	19.8
Strength of Schedule			
Components:	102.2 217	106.6 284	103.1
Overall:	-4.34 254		0.00
Non-conference:	-4.34 254		0.00
Personnel			
Bench Minutes:	37.7% 53		31.4%
Experience:	2.10 yrs 56		1.70
Minutes Continuity:	26.3% 321		48.1%
Average Height:	77.1" 131		76.8"

SCOUTING TCU

TCU enters Friday's game receiving votes in the national polls after opening its season 4-0. The second of the four wins was a 100-63 victory over Tennessee Tech on Nov. 13 in the Horned Frogs' first competition of the Emerald Coast Classic. The Lobos just suffered a nine-point loss to Tennessee Tech on Tuesday, Nov. 21.

TCU also came into the 2017-18 season having earned an NIT Championship in 2016-17.

The Horned Frogs are led by senior Vladimir Brodziansky who leads four players averaging in double figures with 17.3 points per game. He has a team-best 10 blocks on the season. Other players averaging in double figures include Desmond Bane (15.0), JD Miller (11.3) and Kouat Noi (10.8).

STATS STACK UP

STATISTIC	UNM	TCU
Scoring Offense	100.5	89.5
Scoring Defense	81.5	68.2
Scoring Margin	+19.0	+21.3
Field Goal Pct.	.484	.527
Field Goal Pct. Defense	.425	.439
3-Point FG Pct.	.416	.416
3-Point FC Pct. Defense	.344	.376
Free Throw Pct.	.789	.690
Rebounds per Game	37.5	37.0
Rebound Margin	-1.5	+8.0
Steals per game	10.5	9.8
Blocks per game	4.5	4.5
Assists per game	21.3	22.0
Turnovers per game	16.8	13.8
Turnover Margin	+5.8	+3.5
Assist/Turnover Ratio	1.3	1.6



UNM VS TCU SERIES HISTORY

The Lobos lead the series history with TCU 16-6 including a 10-0 record in The Pit, a 4-5 record on the road and a 2-1 record at neutral sites. The last time the two teams met was on February 25, 2012 when TCU claimed an 83-64 victory in Fort Worth, Texas. Prior to that meeting, UNM had earned eight straight victories over the Horned Frogs, including one just a month earlier.

The last meeting between the teams featured former Lobo standout Tony Snell (currently of the Milwaukee Bucks), as well as Hugh Greenwood.

Date	Winner	Score	Location
12-29-64	New Mexico	76-58	at El Paso
12-29-80	New Mexico	76-69	Albuquerque
1-9-97	New Mexico	79-64	Albuquerque
2-8-97	TCU	80-59	at Fort Worth
1-5-98	New Mexico	98-77	Albuquerque
2-21-98	TCU	95-64	at Fort Worth
3-6-98	New Mexico	80-73	at Las Vegas*
1-11-06	New Mexico	56-54	Albuquerque
2-11-06	New Mexico	53-42	at Fort Worth
1-3-07	TCU	64-52	at Fort Worth
2-17-07	New Mexico	74-58	Albuquerque
3-6-07	TCU	62-54	at Las Vegas\$
1-15-08	TCU	74-72	at Fort Worth
2-16-08	New Mexico	64-48	Albuquerque
1-24-09	New Mexico	69-52	at Fort Worth
2-24-09	New Mexico	76-62	Albuquerque
1-30-10	New Mexico	73-57	at Fort Worth
3-3-10	New Mexico	73-66	Albuquerque
1-26-11	New Mexico	71-46	Albuquerque
2-26-11	New Mexico	80-70	at Fort Worth
1-28-12	New Mexico	71-54	Albuquerque
2-25-12	TCU	83-64	at Fort Worth

LOBOS IN THE NATION

The Lobos are currently among the top teams in the nation statistically. Here is a look at where the Lobos stack up nationally in key categories:

- 3rd - Scoring offense (100.5)
- 2nd - 3-point field goals per game (14.3)
- 5th - Turnovers forced (22.5)
- 9th - Assists per game (21.3)

Individuals:

- 11th - Chris McNeal, 3-point FG per game (4.0)

NEW MEXICO NOTES

- 23rd - Troy Simons, steals per game (2.75)
- 34th - Joe Furstinger, total blocks (11)

HIGH-SCORING LOBOS

The Lobos' 104-96 loss to Tennessee Tech was disappointing, but showed some serious skill at the basket. Of UNM's first four games, the Lobos have scored 90 points or more in three of them. The last time UNM achieved that feat was in the 2006-07 season.

In Tuesday's game, junior Chris McNeal nearly tallied 30 points coming in at 29 on the day. He knocks on the door of the first player on the 2017-18 roster to rack up 30 points in a regular-season game in their career.

Additionally, senior Sam Logwood tallied in his first 20-point game of the season, pouring in 21.

THREE-POINT MEDLEY

The Lobos have posted at least 16 three-pointers in three of their opening four games of the season.

ABOUT THE 2017-18 LOBOS

The 2017-18 Lobos have just five returning student-athletes from the 2016-17 squad and feature an outstanding nine newcomers. Under first-year head coach Paul Weir, the Lobos look to improve on their 17-14 overall record last season, 10-8 in Mountain West play.

Top returners for the Lobos include lone regular starter Sam Logwood who averaged 7.3 points per game for a .449 field goal percentage and a .671 percentage from the free throw line. All four other Lobos to return to UNM this season played in at least 10 games, including junior Dane Kuiper who started 13 games, averaging 6.0 points per game.

NEW COACH, NEW ERA

At the helm of the Lobos in the 2016-17 season will be head coach Paul Weir, officially named the 21st head coach in UNM men's basketball history on April 11, 2017. Weir spent the last season with New Mexico State where he finished 28-6 and led NMSU to a WAC Tournament Championship and an NCAA appearance. Weir is the first basketball coach to serve as the head coach for both New Mexico DI institutions.

BY THE NUMBERS

Here is what is returning and missing for the 2017-18 Lobos.

Stat	Returning.....	Lost	% Returning
Points.....	598.....	1,685	26%
Rebounds.....	312.....	759.....	29%
Assists.....	93.....	327.....	22%
Blocks	37.....	72.....	34%
Steals.....	54.....	135.....	29%
3-Pointers	39.....	106.....	27%
Free Throws.....	145.....	437.....	25%

MOUNTAIN WEST STANDINGS

As of 11/22/17

Place	School	MW	MW Pct.	Overall	Overall Pct.	Streak
1	Nevada	0-0	0.000	5-0	1.000	W5
	UNLV	0-0	0.000	4-0	1.000	W4
3	Boise State	0-0	0.000	4-1	0.800	L1
	Wyoming	0-0	0.000	4-1	0.800	L1
5	Air Force	0-0	0.000	3-1	0.750	L1
	San Diego State	0-0	0.000	3-1	0.750	W2
7	Fresno State	0-0	0.000	3-2	0.600	W1
8	New Mexico	0-0	0.000	2-2	0.500	L2
9	Colorado State	0-0	0.000	2-3	0.400	L3
	San José State	0-0	0.000	2-3	0.400	W1
	Utah State	0-0	0.000	2-3	0.400	L2

USA TODAY COACHES POLL

Week 2: As of 11-20-2017

No.	School	Record	Pts.	1st	Prev.	Chg.	H/L
1	Duke	4-0	793	29	1	0	1/1
2	Kansas	3-0	746	2	3	1	2/3
3	Villanova	3-0	678	1	6	3	3/6
4	Arizona	3-0	677	0	5	1	4/5
5	Michigan St.	2-1	670	0	2	-3	2/5
6	Wichita St.	2-0	616	0	8	2	6/8
7	Florida	3-0	583	0	7	0	7/7
8	Kentucky	3-1	559	0	4	-4	4/8
9	North Carolina	2-0	532	0	9	0	9/9
10	So. California	3-0	428	0	11	1	10/11
11	Miami-Florida	3-0	420	0	12	1	11/12
12	Notre Dame	3-0	406	0	14	2	12/14
13	Cincinnati	3-0	403	0	13	0	13/13
14	Xavier	3-0	363	0	17	3	14/17
15	Minnesota	4-0	343	0	15	0	15/15
16	Purdue	4-0	305	0	21	5	16/21
17	Gonzaga	3-0	280	0	19	2	17/19
18	Louisville	2-0	224	0	16	-2	16/18
19	Texas A&M	2-0	193	0	26	7	19/NR
20	West Virginia	2-1	190	0	10	-10	10/20
21	St. Mary's	4-0	185	0	22	1	21/22
22	Seton Hall	4-0	137	0	23	1	22/23
23	UCLA	3-0	136	0	18	-5	18/23
24	Baylor	3-0	113	0	24	0	24/24
25	Virginia	4-0	77	0	27	2	25/NR

Others receiving votes: Texas Tech 56; Alabama 56; Creighton 35; Oregon 26; Southern Methodist 19; Missouri 17; TCU 16; Arkansas 13; Maryland 13; Northwestern 12; Oklahoma 8; South Carolina 8; Wisconsin 8; Temple 7; Texas 7; Providence 7; Michigan 7; Georgia 5; Oakland 5; Virginia Tech 5; Butler 4; Rhode Island 3; Texas-Arlington 3; Utah 2; Nevada 1.

ASSOCIATED PRESS POLL

As of 11-20-2017

No.	School	Record	Prev. Rank
1	Duke (54)	4-0	1
2	Arizona (11)	3-0	3
3	Kansas	3-0	4
4	Michigan State	2-1	2
5	Villanova	3-0	5
6	Wichita State	2-0	6
7	Florida	3-0	8
8	Kentucky	3-1	7
9	North Carolina	2-0	9
10	Southern California	3-0	10
11	Miami (FL)	3-0	11
12	Cincinnati	3-0	12
13	Notre Dame	3-0	13
14	Minnesota	4-0	14
15	Xavier	3-0	15
16	Texas A&M	2-0	16
17	Gonzaga	3-0	17
18	Purdue	4-0	19
19	Louisville	2-0	18
20	Seton Hall	4-0	22
21	Saint Mary's (Cal.)	4-0	21
22	Baylor	3-0	25
23	West Virginia	2-1	24
23	UCLA	3-0	23
25	Alabama	3-0	NR

MW PRESEASON POLL

Place	School (1st Place Votes)	Points
1.	Nevada (19)	257
2.	San Diego State (2)	229
3.	Boise State (2)	211
4.	Fresno State	188
5.	Colorado State	154
6.	UNLV (1)	138
7.	Wyoming	133
8.	Utah State	102
9.	New Mexico	93
10.	San José State	41
11.	Air Force	38

LOBOS RECORD WHEN ...	OVERALL	MW
Overall	2-2.....	0-0
At home	2-1.....	0-0
On the road	0-1.....	0-0
At neutral sites	0-0.....	0-0
After a win	1-1.....	0-0
After a loss	0-1.....	0-0
In overtime	0-0.....	0-0
vs. ranked opponents	0-0.....	0-0
In Cherry jerseys	0-1.....	0-0
In Silver jerseys	0-0.....	0-0
In White jerseys	1-1.....	0-0
In Turquoise jerseys	1-0.....	0-0
Games decided by 1-4 points	0-0.....	0-0
Games decided by 5-9 points	0-1.....	0-0
Games decided by 10-19 points	0-1.....	0-0
Games decided by 20+ points	2-0.....	0-0
Leading at half	2-1.....	0-0
Trailing at half	0-1.....	0-0
Tied at half	0-0.....	0-0
Shooting 50% or better	1-0.....	0-0
Shooting between 40-49.9%	1-1.....	0-0
Shooting less than 40%	0-1.....	0-0
Opponent shoots 50% or better	0-1.....	0-0
Opponent shoots b/w 40-49.9%	0-0.....	0-0
Opponent shoots b/w 30-39.9%	2-1.....	0-0
Opponent shoots less than 30%	0-0.....	0-0
UNM higher FG%	2-0.....	0-0
Opponent higher FG%	0-2.....	0-0
FG% Tied	0-0.....	0-0
UNM outrebounds	2-0.....	0-0
Opponent outrebounds	0-2.....	0-0
Rebounds tied	0-0.....	0-0
UNM more made free throws	2-0.....	0-0
Opponent more made free throws	0-1.....	0-0
Made free throws tied	0-1.....	0-0
UNM 3FG% higher	2-1.....	0-0
Opponent 3FG% higher	0-1.....	0-0
3FG% tied	0-0.....	0-0
UNM has more fouls	1-2.....	0-0
Opponent has more fouls	1-0.....	0-0
Fouls are tied	0-0.....	0-0
UNM more turnovers	0-1.....	0-0
Opponent more turnovers	2-1.....	0-0
Turnovers tied	0-0.....	0-0
Scoring less than 50 points	0-0.....	0-0
Scoring 50-59 points	0-1.....	0-0
Scoring 60-69 points	0-0.....	0-0
Scoring 70-79 points	0-0.....	0-0
Scoring 80-89 points	0-0.....	0-0
Scoring 90-99 points	0-1.....	0-0
Scoring 100+ points	2-0.....	0-0
Allowing 40 points or less	0-0.....	0-0
Allowing 41-49 points	0-0.....	0-0
Allowing 50-59 points	0-0.....	0-0
Allowing 60-69 points	0-0.....	0-0
Allowing 70-79 points	2-1.....	0-0
Allowing 80-89 points	0-0.....	0-0
Allowing 90+ points	0-1.....	0-0
On Monday	0-0.....	0-0
On Tuesday	1-1.....	0-0
On Wednesday	0-0.....	0-0
On Thursday	0-0.....	0-0
On Friday	0-1.....	0-0
On Saturday	1-0.....	0-0
On Sunday	0-0.....	0-0
In November	2-2.....	0-0
In December	0-0.....	0-0
In January	0-0.....	0-0
In February	0-0.....	0-0
In March	0-0.....	0-0

LOBO TRANSFERS

Of the nine fresh faces to the UNM squad, the Lobos welcome in six new transfers, four of which will be eligible to compete in the 2017-18 season. Those that are eligible and will don the Lobo Cherry & Silver this season include junior Chris McNeal (Indian Hills), senior Antino Jackson (Akron), junior Jachai Simmons (Midland College) and junior Troy Simons (Polk State). The pair of transfers that will not see action this season is JaQuan Lyle (Ohio State) and Vance Jackson (UCONN) due to NCAA transfer rules.

LOBOS ON TV

The 2017-18 schedule includes many national and regional broadcasts of New Mexico basketball. The Lobos are currently slated for TV 22 times, including 13 of 16 Mountain West games. UNM had 22 of 26 UNM and MW controlled games selected for TV while three non-conference road games, at New Mexico State, at UTEP and at Colorado are expected to be broadcast as well. The Lobos will be on ATT SportsNet/ROOT eight times, on CBS Sports Network five times, ESPN3 five times, and ESPNU and the Mountain West Network on Stadium once. Additionally, two games (at UNLV on January 17 and January 27 at home against Colorado State) are flex games that will be either on ESPNU or ESPN3.

THERE'S NO PLACE LIKE HOME

After two years as WisePies Arena - The Pit, the famous home of Lobo basketball has been given a new name. While it will still be referred to as "The Pit," this season will be the first that the Lobos will compete in "Dreamstyle Arena" as part of an exciting \$10 million agreement for naming rights by Dreamstyle Remodeling of both of UNM's largest-capacity athletic venues. In addition to the official renaming of the Lobo basketball arena, the UNM football stadium, formerly referred to as "University Stadium" is now officially named "Dreamstyle Stadium."

In conjunction with the new name, The Pit was given a new floor this season, featuring both "New Mexico" and "The Pit" on the baselines, the new university interlocking UNM logo, fresh Mountain West logos customized in the Lobo cherry and silver, cherry free throw lines and dual Dreamstyle Arena logos on both sides of center court.

"The Pit" is nationally recognized as one of the top basketball venues. Need more evidence? How about Sports Illustrated ranking it as one of the top 20 sporting venues, of any sport, in the world for the 20th century. The Pit is truly a special place, and it has created an unparalleled environment for the New Mexico men's basketball program. Since the Mountain West conference began in 1999-2000, New Mexico has ranked in the top two in home attendance among MW teams in every year except one, including 12 seasons as the top-ranked MW team in overall attendance.

LOBOS FROM NEAR AND FAR

Just one Lobo on the 2017-18 roster hails from near as a New Mexico native, freshman Matt Vail. Of the remaining 13 players on the roster, two are from California (Joe Furstinger and Vance Jackson) and two more are from Indiana (Sam Logwood and JaQuan Lyle). That leaves nine players all from different states or countries.

The Lobo melting pot includes players from as close as Arizona (Connor McDougall) and Texas (Antino Jackson) and as far as Alaska (Dane Kuiper), New Jersey (Jachai Simmons), Oregon (Anthony Mathis), Pennsylvania (Troy Simons) and Tennessee (Chris McNeal).

Not only are the Lobos' home towns spread across the United States, but two come from overseas including freshmen Makuach Maluach from Sydney, Australia, and Vladimir Pinchuk from Schwelm, Germany.

STARTERS AND RECORDS (in order of appearance)

McNeal, Logwood, A. Jackson, Furstinger, Kuiper2-2

THE 2017-18 NEW MEXICO LOBOS

NUMERICAL ROSTER

#	NAME	HT	POS	YR	EXP.	HOMETOWN (LAST SCHOOL/TEAM)
0	Matt Vail	5-10	G	Fr.	HS	Grants, N.M. (Grants HS)
1	Chris McNeal	6-1	G	Jr.	TR	Jackson, Tenn. (Indian Hills)
2	Sam Logwood	6-8	G/F	Sr.	3L	Indianapolis, Ind. (La Lumiere HS)
3	Antino Jackson	6-0	G	Sr.	TR	Houston, Texas (Akron)
4	Mike Mondragon	6-3	G	Sr.	HS	Taos, N.M. (Highland HS)
5	Joe Furstinger	6-9	F	Sr.	3L	Rancho Santa Margarita, Calif. (Santa Margarita Cath. HS)
10	Makuach Maluach	6-5	G/F	Fr.	HS	Sydney, Australia (Newington College)
11	Jachai Simmons	6-7	G/F	Jr.	TR	Plainfield, N.J. (Midland College)
13	JaQuan Lyle	6-5	G	Jr.	TR	Evansville, Ind. (Ohio State)
14	Dane Kuiper	6-7	G/F	Jr.	2L	Wasilla, Alaska (Corona del Sol HS (Ariz.))
15	Vladimir Pinchuk	6-10	F/C	Fr.	HS	Schwelm, Germany (Maerkischies Gym. Schwelm)
22	Vance Jackson	6-9	F	So.	TR	Los Angeles, Calif. (UConn)
31	Troy Simons	6-3	G	Jr.	TR	Pittsburgh, Penn. (Polk State)
32	Anthony Mathis	6-3	G	Jr.	2L	West Linn, Ore. (West Linn HS)
55	Connor MacDougall	6-9	F	Sr.	1L	Tempe, Ariz. (South Mountain CC)

ALPHABETICAL ROSTER

#	NAME	HT	POS	YR	EXP.	HOMETOWN (LAST SCHOOL/TEAM)
5	Joe Furstinger	6-9	F	Sr.	3L	Rancho Santa Margarita, Calif. (Santa Margarita Cath. HS)
3	Antino Jackson	6-0	G	Sr.	TR	Houston, Texas (Akron)
22	Vance Jackson	6-9	F	So.	TR	Los Angeles, Calif. (UConn)
14	Dane Kuiper	6-7	G/F	Jr.	2L	Wasilla, Alaska (Corona del Sol HS (Ariz.))
2	Sam Logwood	6-8	G/F	Sr.	3L	Indianapolis, Ind. (La Lumiere HS)
13	JaQuan Lyle	6-5	G	Jr.	TR	Evansville, Ind. (Ohio State)
55	Connor MacDougall	6-9	F	Sr.	1L	Tempe, Ariz. (South Mountain CC)
10	Makuach Maluach	6-5	G/F	Fr.	HS	Sydney, Australia (Newington College)
32	Anthony Mathis	6-3	G	Jr.	2L	West Linn, Ore. (West Linn HS)
1	Chris McNeal	6-1	G	Jr.	TR	Jackson, Tenn. (Indian Hills)
4	Mike Mondragon	6-3	G	Sr.	HS	Taos, N.M. (Highland HS)
15	Vladimir Pinchuk	6-10	F/C	Fr.	HS	Schwelm, Germany (Maerkischies Gym. Schwelm)
11	Jachai Simmons	6-7	G/F	Jr.	TR	Plainfield, N.J. (Midland College)
31	Troy Simons	6-3	G	Jr.	TR	Pittsburgh, Penn. (Polk State)
0	Matt Vail	5-10	G	Fr.	HS	Grants, N.M. (Grants HS)

STARTERS RETURNING (1)

No.	Name	Pos.	GP-GS	Pts.	Reb.	Ast.	FG%	FT%
2	Sam Logwood	G/F	30-18	7.3	3.5	1.1	.449	.671

OTHER LETTERWINNERS RETURNING (4)

No.	Name	Pos.	GP-GS	Pts.	Reb.	Ast.	FG%	FT%
5	Joe Furstinger	F	26-5	3.3	2.9	0.6	.528	.721
14	Dane Kuiper	G/F	26-13	6.0	2.7	1.3	.435	.783
32	Anthony Mathis	G	10-0	2.9	1.0	0.8	.400	1.000
55	Connor MacDougall	F	27-0	4.0	1.9	0.1	.471	.815

STARTERS LOST (4)

No.	Name	GP-GS	Pts.	Reb.	Ast.	FG%	FT%
4	Elijah Brown	31-27	18.8	5.2	3.1	.379	.827
5	Jalen Harris	31-18	4.5	1.8	2.3	.439	.745
11	Obj Aget	31-28	5.9	4.1	0.4	.609	.700
32	Tim Williams	22-21	17.4	6.9	1.5	.562	.692

OTHER LETTERWINNERS LOST (5) NEWCOMERS (9)

No.	Name	No.	Name	Pos.	Exp.
1	Aher Uguak	0	Matt Vail	G	HS
3	Jordan Hunter	1	Chris McNeal	G	TR
21	Xavier Adams	3	Antino Jackson	G	TR
24	Damien Jefferson	10	Makuach Maluach	G/F	HS
30	Adam Cumber	11	Jachai Simmons	G/F	TR
		13	JaQuan Lyle	G	TR
		15	Vladimir Pinchuk	F/C	HS
		22	Vance Jackson	F	TR
		31	Troy Simons	G	TR

PRONUNCIATION GUIDE

3	ANTINO Jackson	ANT-uh-no
4	Mike MONDRAGON	mahn-dra-GONE (like cone)
5	Joe FURSTINGER	FUR-sting-er
10	MAKUACH MALUACH	muh-KWATCH mal-WATCH
11	JACHAI Simmons	juh-KIE SIMM-uns
13	JAQUAN Lyle	JAY-qwan
14	Dane KUIPER	KIE-pur
31	Troy SIMONS	SIGH-muns
55	Connor MACDOUGALL	MACK-doo-gull

BY ELIGIBILITY

Seniors (4)

2	Sam Logwood	G/F
3	Antino Jackson	G
5	Joe Furstinger	F
55	Connor MacDougall	F

Juniors (6)

1	Chris McNeal	G
11	Jachai Simmons	G/F
13	JaQuan Lyle	G
14	Dane Kuiper	G/F
31	Troy Simons	Jr.
32	Anthony Mathis	Jr.

Sophomores (1)

22	Vance Jackson	F
----	---------------	---

Freshmen (3)

0	Matt Vail	G
10	Makuach Maluach	G/F
15	Vladimir Pinchuk	F/C

HOME STATE/COUNTRY

Alaska (1)

14	Dane Kuiper	G/F
----	-------------	-----

Arizona (1)

55	Connor MacDougall	F
----	-------------------	---

California (2)

5	Joe Furstinger	F
22	Vance Jackson	F

Indiana (2)

2	Sam Logwood	G/F
13	JaQuan Lyle	G

New Jersey (1)

11	Jachai Simmons	G/F
----	----------------	-----

New Mexico (2)

0	Matt Vail	G
4	Mike Mondragon	G

Oregon (1)

32	Anthony Mathis	G
----	----------------	---

Pennsylvania (1)

31	Troy Simons	G
----	-------------	---

Tennessee (1)

1	Chris McNeal	G
---	--------------	---

Texas (1)

3	Antino Jackson	G
---	----------------	---

Australia (1)

10	Makuach Maluach	G/F
----	-----------------	-----

Germany (1)

15	Vladimir Pinchuk	F/C
----	------------------	-----

HEAD COACH PAUL WEIR



Paul Weir

21st Head Coach in UNM Program History
Career Record: 30-8

NOTEWORTHY :

- Named the 21st head coach in program history on April 11, 2017
- Spent last season at New Mexico State, finishing 28-6
- First basketball coach to serve as head coach for both New Mexico DI Institutions
- Led NMSU to WAC Tournament Championship and NCAA Appearance
- Married to Alma Weir and has one son, Theodore

COACHING EXPERIENCE

Head Coach:

New Mexico (2017-present) (2-2)
New Mexico State (2016-17) (28-6)

Associate Head Coach:

New Mexico State (2007-16)

Director of Basketball Operations:

University of Iowa (2005-07)

Assistant Coach:

Northwestern State (La.) (2004-05)

ALMA MATER

York (2004)

TWITTER

Follow @Paul_Weir1

MORE NOTES ON COACH WEIR

- Weir's 28 wins in 2016-17 were the most in Division I for first-year head coaches
- His 28-6 record as a first-year head coach tied for the 10th-most wins by a Division I head coach in NCAA history
- Among those 28 wins was a NMSU school record 20-game winning streak that was at the time the longest in the nation
- Has three master's degrees in health and human performance, sports psychology and business administration. Currently working on his doctorate
- Played at York University and became starting point-guard for the Lions as a freshman
- Weir came to NM State in 2007 after two seasons as the director of basketball operations at Iowa, where he served under former Lobo head coach Steve Alford

WHAT THEY ARE SAYING ABOUT PAUL WEIR

"New Mexico got a guy in Paul Weir that has paid his dues, and immediately showed he can get things done as the head coach. This hire makes sense because Weir knows the landscape and the expectations at UNM. He's a guy who can coach, recruit and connect with players. That's rare these days." - **Jeff Goodman, ESPN**

"Paul Weir handled the transition from assistant coach to head coach about as smoothly as it can be handled -- winning 28 games in his first year after being promoted at New Mexico State. It was similar to what Brad Stevens did immediately after being promoted at Butler. So the Lobos have hired an accomplished coach with a great reputation." - **Gary Parrish, CBS Sports**

2017-18 SEASON STATISTICS

RECORD:	OVERALL	HOME	AWAY	NEUTRAL
ALL GAMES	2-2	2-1	0-1	0-0
CONFERENCE	0-0	0-0	0-0	0-0
NON-CONFERENCE	2-2	2-1	0-1	0-0

#	Player	gp-gs	min	avg	Total		3-Point		F-Throw		Rebounds			pf	dq	a	to	blk	stl	pts	avg	
					fg-fga	fg%	3fg-fga	3fg%	ft-fa	ft%	off	def	tot									
01	McNEAL, Chris	4-4	113	28.3	22-45	.489	16-31	.516	12-19	.632	2	9	11	2.8	6	0	20	12	0	4	72	18.0
02	LOGWOOD, Sam	4-4	102	25.5	20-44	.455	0-1	.000	21-26	.808	12	11	23	5.8	9	0	6	10	0	5	61	15.3
32	MATHIS, Anthony	4-0	77	19.3	16-30	.533	14-26	.538	4-6	.667	1	7	8	2.0	14	1	9	4	1	5	50	12.5
31	SIMONS, Troy	4-0	71	17.8	16-35	.457	10-22	.455	4-4	1.000	7	8	15	3.8	9	1	9	7	1	11	46	11.5
03	JACKSON, Antino	4-4	83	20.8	15-33	.455	9-21	.429	3-3	1.000	0	7	7	1.8	7	0	13	11	0	4	42	10.5
10	MALUACH, Makuach	4-0	60	15.0	13-18	.722	2-4	.500	6-7	.857	2	7	9	2.3	4	0	2	3	1	2	34	8.5
05	FURSTINGER, Joe	4-4	91	22.8	9-22	.409	0-6	.000	13-14	.929	5	19	24	6.0	12	0	9	6	11	2	31	7.8
14	KUIPER, Dane	4-4	84	21.0	8-27	.296	5-20	.250	5-6	.833	2	9	11	2.8	9	0	12	4	0	5	26	6.5
15	PINCHUK, Vladimir	4-0	63	15.8	11-14	.786	0-0	.000	3-5	.600	7	11	18	4.5	13	1	1	4	1	1	25	6.3
11	SIMMONS, Jachai	4-0	53	13.3	7-15	.467	1-6	.167	0-0	.000	3	4	7	1.8	5	0	4	6	3	3	15	3.8
04	MONDRAGON, Mike	2-0	3	1.5	0-0	.000	0-0	.000	0-0	.000	0	0	0	0.0	0	0	0	0	0	0	0	0.0
Team											11	6	17									
Total.....		4	800		137-283	.484	57-137	.416	71-90	.789	52	98	150	37.5	88	3	85	67	18	42	402	100.5
Opponents.....		4	800		107-252	.425	32-93	.344	80-111	.721	56	100	156	39.0	85	-	65	90	8	41	326	81.5

TEAM STATISTICS

	NM	OPP
SCORING	402	326
Points per game	100.5	81.5
Scoring margin	+19.0	-
FIELD GOALS-ATT	137-283	107-252
Field goal pct	.484	.425
3 POINT FG-ATT	57-137	32-93
3-point FG pct	.416	.344
3-pt FG made per game	14.3	8.0
FREE THROWS-ATT	71-90	80-111
Free throw pct	.789	.721
F-Throws made per game	17.8	20.0
REBOUNDS	150	156
Rebounds per game	37.5	39.0
Rebounding margin	-1.5	-
ASSISTS	85	65
Assists per game	21.3	16.3
TURNOVERS	67	90
Turnovers per game	16.8	22.5
Turnover margin	+5.8	-
Assist/turnover ratio	1.3	0.7
STEALS	42	41
Steals per game	10.5	10.3
BLOCKS	18	8
Blocks per game	4.5	2.0
ATTENDANCE	29999	6839
Home games-Avg/Game	3-10000	1-6839
Neutral site-Avg/Game	-	0-0

Score by Periods	1st	2nd	Totals
New Mexico	192	210	402
Opponents	151	175	326

Date	Opponent	Score	Att.
11/11/17	NORTHERN NEW MEXICO	w 147-76	10695
11/14/17	NEBRASKA-OMAHA	w 103-71	9601
11/17/17	at New Mexico State	L 56-75	6839
11/21/17	TENNESSEE TECH	L 96-104	9703
11/24/17	vs TCU	5 p.m.	
11/25/17	vs Maryland/St. Bonaventure	2/5 p.m.	
11/29/17	EVANSVILLE	7 p.m.	
12/02/17	at UTEP	7 p.m.	
12/06/17	at Colorado	7 p.m.	
12/09/17	NEW MEXICO STATE	7 p.m.	
12/16/17	ARIZONA	6 p.m.	
12/19/17	RICE	7:30 p.m.	
12/22/17	PRAIRIE VIEW A&M	7 p.m.	
* 12/27/17	AIR FORCE	7 p.m.	
* 12/30/17	at Nevada	3 p.m.	
* 01/03/18	at Boise State	7 p.m.	
* 01/06/18	SAN JOSÉ STATE	7 p.m.	
* 01/10/18	WYOMING	7 p.m.	
* 01/13/18	at Fresno State	5 p.m.	
* 01/17/18	at UNLV	9 p.m.	
* 01/20/18	SAN DIEGO STATE	5 p.m.	
* 01/27/18	COLORADO STATE	8 p.m.	
* 01/31/18	at Utah State	7 p.m.	
* 02/03/18	at San José State	4 p.m.	
* 02/06/18	BOISE STATE	8 p.m.	
* 02/10/18	at Air Force	2 p.m.	
* 02/14/18	UTAH STATE	7 p.m.	
* 02/20/18	at Wyoming	7 p.m.	
* 02/25/18	UNLV	12 p.m.	
* 02/28/18	at Colorado State	7 p.m.	
* 03/03/18	FRESNO STATE	7 p.m.	

* - Conference game

2017-18 Extended Season Statistics

RECORD:	OVERALL	HOME	AWAY	NEUTRAL
ALL GAMES	2-2	2-1	0-1	0-0
CONFERENCE	0-0	0-0	0-0	0-0
NON-CONFERENCE	2-2	2-1	0-1	0-0

#	Player	gp-gs	min	avg	Total		3-Point		F-Throw		Rebounds					pf	dq	a	a/g	to	to/g	a/to	blk	blk/g	stl	stl/g	pts	avg
					fg	fga	fg%	3fg	3fga	3fg%	ft	fta	ft%	off	def													
01	McNEAL, Chris	4-4	113	28.3	22-45	.489	16-31	.516	12-19	.632	2	9	11	2.8	6	0	20	5.00	12	3.00	1.67	0	0.00	4	1.00	72	18.0	
02	LOGWOOD, Sam	4-4	102	25.5	20-44	.455	0-1	.000	21-26	.808	12	11	23	5.8	9	0	6	1.50	10	2.50	0.60	0	0.00	5	1.25	61	15.3	
32	MATHIS, Anthony	4-0	77	19.3	16-30	.533	14-26	.538	4-6	.667	1	7	8	2.0	14	1	9	2.25	4	1.00	2.25	1	0.25	5	1.25	50	12.5	
31	SIMONS, Troy	4-0	71	17.8	16-35	.457	10-22	.455	4-4	1.000	7	8	15	3.8	9	1	9	2.25	7	1.75	1.29	1	0.25	11	2.75	46	11.5	
03	JACKSON, Antino	4-4	83	20.8	15-33	.455	9-21	.429	3-3	1.000	0	7	7	1.8	7	0	13	3.25	11	2.75	1.18	0	0.00	4	1.00	42	10.5	
10	MALUACH, Makuach	4-0	60	15.0	13-18	.722	2-4	.500	6-7	.857	2	7	9	2.3	4	0	2	0.50	3	0.75	0.67	1	0.25	2	0.50	34	8.5	
05	FURSTINGER, Joe	4-4	91	22.8	9-22	.409	0-6	.000	13-14	.929	5	19	24	6.0	12	0	9	2.25	6	1.50	1.50	11	2.75	2	0.50	31	7.8	
14	KUIPER, Dane	4-4	84	21.0	8-27	.296	5-20	.250	5-6	.833	2	9	11	2.8	9	0	12	3.00	4	1.00	3.00	0	0.00	5	1.25	26	6.5	
15	PINCHUK, Vladimir	4-0	63	15.8	11-14	.786	0-0	.000	3-5	.600	7	11	18	4.5	13	1	1	0.25	4	1.00	0.25	1	0.25	1	0.25	25	6.3	
11	SIMMONS, Jachai	4-0	53	13.3	7-15	.467	1-6	.167	0-0	.000	3	4	7	1.8	5	0	4	1.00	6	1.50	0.67	3	0.75	3	0.75	15	3.8	
04	MONDRAGON, Mike	2-0	3	1.5	0-0	.000	0-0	.000	0-0	.000	0	0	0	0.0	0	0	0.00	0	0.00	0.00	0	0.00	0	0.00	0	0.0		
Total.....		4	800		137-283	.484	57-137	.416	71-90	.789	52	98	150	37.5	88	3	85	21.25	67	16.75	1.27	18	4.50	42	10.50	402	100.5	
Opponents.....		4	800		107-252	.425	32-93	.344	80-111	.721	56	100	156	39.0	85	-	65	16.25	90	22.50	0.72	8	2.00	41	10.25	326	81.5	

Score by Periods	1st	2nd	Totals
New Mexico	192	210	402
Opponents	151	175	326

2017-18 Season Metrics

#	Player	Min	AST%	EFG%	TS%	Usg%	DRB%	ORB%	TRB%
05	FURSTINGER, Joe	91	13.1	.409	.550	15.4	21.7	5.8	13.8
03	JACKSON, Antino	83	23.2	.591	.612	22.4	8.8	0.0	4.4
14	KUIPER, Dane	84	18.8	.389	.439	16.4	11.1	2.5	6.8
02	LOGWOOD, Sam	102	8.9	.455	.550	26.3	11.2	12.4	11.8
10	MALUACH, Makuach	60	5.2	.778	.806	16.5	12.1	3.5	7.8
32	MATHIS, Anthony	77	18.0	.767	.766	19.5	9.4	1.4	5.4
01	McNEAL, Chris	113	26.8	.667	.675	23.8	8.3	1.9	5.1
04	MONDRAGON, Mike	3	0.0	.000	.000	0.0	0.0	0.0	0.0
15	PINCHUK, Vladimir	63	2.3	.786	.772	13.2	18.1	11.7	14.9
11	SIMMONS, Jachai	53	10.4	.500	.500	16.3	7.8	6.0	6.9
31	SIMONS, Troy	71	20.1	.600	.626	25.3	11.7	10.4	11.0

Estimated possessions: 338.8
 Team offensive rating (ORtg): 118.7
 Team defensive rating (DRtg): 96.2

- AST% - An estimate of the pct of teammate field goals assisted while on the floor
- EFG% - Effective FG% (adjusts to include additional points from 3FGs)
- TS% - True Shooting% (takes into account field goals, 3-point field goals, and free throws)
- Usg% - An estimate of the pct of team plays used while on the floor
- DRB% - An estimate of the pct of available defensive rebounds grabbed while on the floor
- ORB% - An estimate of the pct of available offensive rebounds grabbed while on the floor
- TRB% - An estimate of the pct of all available rebounds grabbed while on the floor

2017-18 SEASON STATISTICS

2017-18 Team Game-by-Game

Opponent	Date	Score		Total		3-Pointers		Free throws		Rebounds				pf	a	t/o	blk	stl	pts	avg
				fg-fga	pct	3fg-fga	pct	ft-fga	pct	off	def	tot	avg							
NORTHERN NEW MEXIC	11/11/17	147-76	W	55-85	.647	18-39	.462	19-22	.864	13	32	45	45.0	21	40	18	6	22	147	147.0
NEBRASKA-OMAHA	11/14/17	103-71	W	34-77	.442	17-39	.436	18-24	.750	19	29	48	46.5	19	21	18	5	11	103	125.0
at New Mexico State	11/17/17	56-75	L	20-52	.385	6-20	.300	10-15	.667	9	16	25	39.3	22	5	17	1	2	56	102.0
TENNESSEE TECH	11/21/17	96-104	L	28-69	.406	16-39	.410	24-29	.828	11	21	32	37.5	26	19	14	6	7	96	100.5
New Mexico		402		137-283	.484	57-137	.416	71-90	.789	52	98	150	37.5	88	85	67	18	42	402	100.5
Opponents		326		107-252	.425	32-93	.344	80-111	.721	56	100	156	39.0	85	65	90	8	41	326	81.5

Games played: 4
 Points/game: 100.5
 FG Pct: 48.4
 3FG Pct: 41.6
 FT Pct: 78.9

Rebounds/game: 37.5
 Assists/game: 21.3
 Turnovers/game: 16.8
 Assist/turnover ratio: 1.3
 Steals/game: 10.5
 Blocks/game: 4.5

2017-18 Opponent Game-by-Game

Opponent	Date	Score		Total		3-Pointers		Free throws		Rebounds				pf	a	t/o	blk	stl	pts	avg
				fg-fga	pct	3fg-fga	pct	ft-fga	pct	off	def	tot	avg							
NORTHERN NEW MEXIC	11/11/17	147-76	W	26-70	.371	6-21	.286	18-24	.750	13	17	30	30.0	20	16	33	0	13	76	76.0
NEBRASKA-OMAHA	11/14/17	103-71	W	22-57	.386	10-30	.333	17-26	.654	9	28	37	33.5	21	12	26	2	9	71	73.5
at New Mexico State	11/17/17	56-75	L	25-64	.391	4-20	.200	21-29	.724	25	25	50	39.0	19	14	14	2	6	75	74.0
TENNESSEE TECH	11/21/17	96-104	L	34-61	.557	12-22	.545	24-32	.750	9	30	39	39.0	25	23	17	4	13	104	81.5
Opponents		326		107-252	.425	32-93	.344	80-111	.721	56	100	156	39.0	85	65	90	8	41	326	81.5
New Mexico		402		137-283	.484	57-137	.416	71-90	.789	52	98	150	37.5	88	85	67	18	42	402	100.5

Games played: 4
 Points/game: 81.5
 FG Pct: 42.5
 3FG Pct: 34.4
 FT Pct: 72.1

Rebounds/game: 39.0
 Assists/game: 16.3
 Turnovers/game: 22.5
 Assist/turnover ratio: 0.7
 Steals/game: 10.3
 Blocks/game: 2.0

2017-18 Game-by-Game Highs

Opponent	Date	Score	Points	Rebounds	Assists	Steals	Blocked shots
NORTHERN NEW MEXICO	11/11/17	147-76	24-McNEAL, Chris	7-PINCHUK, Vladimir SIMONS, Troy	10-McNEAL, Chris	5-SIMONS, Troy	3-FURSTINGER, Joe
NEBRASKA-OMAHA	11/14/17	103-71	24-SIMONS, Troy	8-FURSTINGER, Joe	5-JACKSON, Antino	4-SIMONS, Troy	4-FURSTINGER, Joe
at New Mexico State	11/17/17	56-75	14-MATHIS, Anthony	7-LOGWOOD, Sam	2-LOGWOOD, Sam	1-SIMONS, Troy KUIPER, Dane	1-SIMONS, Troy
TENNESSEE TECH	11/21/17	96-104	29-McNEAL, Chris	9-FURSTINGER, Joe	6-McNEAL, Chris	2-KUIPER, Dane	4-FURSTINGER, Joe

NOV. 21, 2017 - NEW MEXICO 96, TENNESSEE TECH 104 - Albuquerque, N.M.

Men's Basketball Upended by TTU in Final Minute

ALBUQUERQUE, N.M. --- For the first time since 2006-07, the Lobos have opened their first four games with three scoring over 90 points, but it wasn't enough on Tuesday night as Tennessee Tech pulled ahead for good in the final minute for a 103-96 win over New Mexico in Dreamstyle Arena - The Pit.

Junior Chris McNeal led UNM with 29 points on the night marking the third time this season he has scored in double digits, the second over 20 points. McNeal went 8-for-16 from the field and 7-for-11 from behind the arc to go along with 6-of-8 from the free throw line.

Tennessee Tech (4-1) started the game going 0-for-10 from the field over the first 5:31, allowing the Lobos (2-2) to go on an 8-0 run and claim a nine-point advantage (10-1) with 14:29 left to play in the first half. The Lobos extended their lead to 14 over the next four minutes (24-13, 10:10) until TTU's Aleksa Jugovic scored a trio of 3-pointers in the next three Golden Eagle possessions to cut the UNM lead to eight.

TTU closed the final 10:40 of the first half shooting 15-of-19 from the field. In the first half, Jugovic couldn't miss, going 8-for-8 from the field including 6-for-6 from 3-point range and 2-for-2 from the charity stripe. His efforts helped make it a one-point game with 10 seconds left in the half until a Dane Kuiper three with two seconds on the clock stretched the Lobo lead to four at the half.

"You have to tip your cap to them," head coach Paul Weir said. "They shot the heck out of the ball tonight and made a lot of shots at the back of it. Some of them were tough and some of them were probably on us. They were good, and they were better than us tonight."

McNeal got hot toward the end of the first half, drilling three-straight threes in under a minute and picked up where he left off. He opened the second half with a three 17 seconds in to give the Lobos what would be their largest lead of the second half, seven (58-81), before the teams battled throughout the remainder of the contest.

With the Lobos trailing by one point with 1:06 left to play, 94-93, the Golden Eagles took off on an 8-0 run over 35 seconds to get out to a nine-point lead, 102-93 with 21 seconds left. Kuiper drained another three with 12 seconds left to give the Lobos hope, 102-96, but the six-point margin was too much for the final seconds.

McNeal paced the Lobos with 29 points and was followed by senior Sam Logwood with 21. The last time UNM had a pair of 20-point scorers was almost a year ago on January 7 against Nevada.

The third Lobo to score in double figures on the night was junior Anthony Mathis who notched 11, going 4-for-7 from the field and 3-for-6 from three. The outing marked the third time this season that he registered double digits.

Senior Joe Furstinger neared a double-double on the night, scoring seven points and bringing down nine rebounds. He also tied his career-high in blocks with four.

As a team, the Lobos shot 40.6 percent from the field compared to 55.7 percent for TTU. Similarly, UNM went 41 percent from three compared to 54.5 percent to the Golden Eagles, but the Lobos did have the advantage in free throws, shooting 82.8 percent (24-29) from the line compared to just 75 percent (24-32) for TTU.

After suffering drastically on the glass against New Mexico State, the Lobos stepped up their rebound game but were still outrebounded 39-32.

TTU registered 42 points in the paint to 20 for UNM and held a 49-9 fast-break point advantage. The Lobos edged the Golden Eagles in second-chance points, 13-9, and in points off of turnovers, 24-22.

"We looked like the ninth-place team in the Mountain West tonight," Weir said. Which I never thought we were going to be and we just have to do everything in our power to make sure that this is not going to be our final destination. All I can tell you is that we are going to do whatever we can to work our way out of whatever we're in right now."

"We're not discouraged," McNeal said. "We're just going to try and bounce back, come back tomorrow and work even harder. Try to turn this around."

UNM will return to action on Friday, Nov. 24 when the Lobos compete in the third round of the Emerald Coast Classic against TCU at 5 p.m. MT. TCU is currently receiving votes in the USA Today Coaches Poll. Both Friday and Saturday's games will be available to watch on CBS Sports Network.

		Official Basketball Box Score - Game Totals - Final Statistics														
		Tennessee Tech vs New Mexico														
		11/21/17 7 p.m. at Dreamstyle Arena - The Pit														
		Tennessee Tech 104 • 4-1														
		Total			3-Ptr			Rebounds								
#	Player	FG-FGA	FG-FGA	FT-FTA	Off	Def	Tot	PF	TP	A	TO	Blk	Stl	Min		
15	PHILLIPS, Curtis	f	6-11	3-6	8-9	0	5	5	2	23	3	2	0	8	35	
22	ALEXANDER, Courtney	f	3-4	0-0	3-6	3	7	10	4	9	3	2	0	1	24	
25	RAMSEY, Mason	f	0-3	0-0	2-2	2	6	8	5	2	6	1	2	1	28	
04	JUGOVIC, Aleksa	g	11-12	7-7	2-2	0	3	3	2	31	6	3	0	0	37	
10	MACK, Kajon	g	3-9	2-5	6-6	1	2	3	4	14	4	4	1	0	34	
00	CALHOUN, Shaq		6-15	0-4	2-3	0	2	2	3	14	0	0	0	2	18	
11	HENRY, Micaiah		3-5	0-0	1-4	0	2	2	4	7	1	3	1	0	19	
21	CROSLAND, Cade		1-1	0-0	0-0	0	0	0	0	2	0	0	0	0	3	
30	OMLADIC, Domen		1-1	0-0	0-0	0	0	0	1	2	0	0	0	1	2	
Team						3	3	6			2					
Totals			34-61	12-22	24-32	9	30	39	25	104	23	17	4	13	200	
FG % 1st Half: 17-34		50.0%	2nd half: 17-27		63.0%	Game: 34-61		55.7%							Deadball	
3FG % 1st Half: 7-13		53.8%	2nd half: 5-9		55.6%	Game: 12-22		54.5%							Rebounds	
FT % 1st Half: 10-14		71.4%	2nd half: 14-18		77.8%	Game: 24-32		75.0%							5,2	
		New Mexico 96 • 2-2														
#	Player	FG-FGA	FG-FGA	FT-FTA	Off	Def	Tot	PF	TP	A	TO	Blk	Stl	Min		
05	FURSTINGER, Joe	f	1-5	0-1	5-6	2	7	9	1	7	2	1	4	0	28	
14	KUIPER, Dane	f	2-9	2-8	0-0	0	2	2	3	6	5	2	0	2	25	
01	MCNEAL, Chris	g	8-16	7-11	6-8	1	3	4	3	29	6	4	0	1	34	
02	LOGWOOD, Sam	g	6-12	0-0	9-11	3	2	5	1	21	0	3	0	1	29	
03	JACKSON, Antino	g	3-9	2-6	0-0	0	2	2	1	8	2	2	0	0	18	
10	MALUACH, Makuach	g	1-3	0-1	2-2	0	0	0	1	4	0	0	0	1	12	
11	SIMMONS, Jachai		2-3	1-2	0-0	0	0	0	4	5	0	1	0	0	8	
15	PINCHUK, Vladimir		0-0	0-0	2-2	2	2	4	2	0	0	0	1	0	11	
31	SIMONS, Troy		1-5	1-4	0-0	0	1	1	2	3	2	1	0	1	12	
32	MATHIS, Anthony		4-7	3-6	0-0	1	2	3	5	11	2	0	1	1	23	
Team						2	0	2								
Totals			28-69	16-39	24-29	11	21	32	26	96	19	14	6	7	200	
FG % 1st Half: 15-35		42.9%	2nd half: 13-34		38.2%	Game: 28-69		40.6%							Deadball	
3FG % 1st Half: 8-22		36.4%	2nd half: 8-17		47.1%	Game: 16-39		41.0%							Rebounds	
FT % 1st Half: 17-21		81.0%	2nd half: 7-8		87.5%	Game: 24-29		82.8%							3	
Officials: David Hall, Keith Kimble, Bob Staffen																
Technical fouls: Tennessee Tech-ALEXANDER, Courtney. New Mexico-None.																
Attendance: 9703																
Score by periods		1st	2nd	Total												
Tennessee Tech		51	53	104												
New Mexico		55	41	96												
Points		In	Off	2nd	Fast											
TTU		Paint	T/O	Chance	Break											
NM		20	24	13	9											
Bench																
25																
Last FG - TTU 2nd-00:36, NM 2nd-00:12.																
Largest lead - TTU by 9 2nd-00:21, NM by 14 1st-11:34.																
TTU led for 08:03, NM led for 26:24. Game was tied for 05:33.																
Score tied - 10 times.																
Lead changed - 15 times.																

LAST TIME THEY MET ...

FEB. 25, 2012 - NEW MEXICO 64, TCU 83 - Fort Worth, Texas



Official Basketball Box Score -- Game Totals -- Final Statistics

New Mexico vs TCU

02/25/12 6:02 p.m. at Fort Worth, TX (Daniel-Meyer Coliseum)



New Mexico 64 • 22-6 (8-4 MW)

##	Player	f	Total			3-Ptr			Rebounds			PF	TP	A	TO	Blk	Stl	Min
			FG-FGA	FG-FGA	FT-FTA	FG-FGA	FG-FGA	FT-FTA	Off	Def	Tot							
00	HARDEMAN, A.J.	f	5-7	0-0	5-8	4	2	6	3	15	1	3	0	0	0	0	29	
32	GORDON, Drew	f	3-6	0-0	1-1	2	10	12	4	7	1	2	0	1	0	1	28	
13	FENTON, Jamal	g	0-4	0-2	3-5	0	1	1	2	3	3	0	0	1	0	1	19	
21	SNELL, Tony	g	2-8	2-7	0-0	0	1	1	1	6	3	1	1	0	0	25		
23	McDONALD, Phillip	g	1-4	0-2	0-0	3	0	3	1	2	1	3	0	0	0	9		
03	GREENWOOD, Hugh		2-3	1-1	1-2	0	3	3	2	6	2	4	0	0	0	21		
04	ADAMS, Chad		0-0	0-0	2-2	1	0	1	2	2	0	0	0	0	0	5		
10	WILLIAMS, Kendall		5-12	0-2	0-0	0	2	2	2	10	3	1	0	1	0	29		
40	WALKER, Demetrius		3-7	1-3	0-0	0	2	2	1	7	1	1	0	0	0	18		
41	BAIRSTOW, Cameron		2-4	0-0	2-3	1	2	3	2	6	0	1	1	1	1	17		
	Team					0	1	1										
Totals			23-55	4-17	14-21	11	24	35	20	64	15	16	2	4	0	200		

FG % 1st Half: 15-29 51.7% 2nd half: 8-26 30.8% Game: 23-55 41.8%
 3FG % 1st Half: 2-8 25.0% 2nd half: 2-9 22.2% Game: 4-17 23.5%
 FT % 1st Half: 6-8 75.0% 2nd half: 8-13 61.5% Game: 14-21 66.7%

Deadball
Rebounds
3

TCU 83 • 17-11 (7-5 MW)

##	Player	f	Total			3-Ptr			Rebounds			PF	TP	A	TO	Blk	Stl	Min
			FG-FGA	FG-FGA	FT-FTA	FG-FGA	FG-FGA	FT-FTA	Off	Def	Tot							
02	CROSSLAND, Connell	f	1-1	0-0	0-0	1	4	5	3	2	0	0	0	1	0	12		
41	WILLIAMS, Craig	f	4-11	4-10	0-0	0	2	2	4	12	0	0	0	0	0	19		
05	ANDERSON, Kyan	g	3-6	2-3	2-2	0	1	1	4	10	4	2	0	2	0	34		
10	THORNS, Hank	g	3-6	2-4	6-7	0	3	3	0	14	9	3	0	1	0	39		
23	CADOT, J.R.	g	6-10	1-2	2-2	6	4	10	1	15	1	3	1	2	0	35		
04	FIELDS, Amric		3-12	1-6	4-6	1	5	6	2	11	1	0	1	1	0	26		
21	BUTLER, Nate		0-0	0-0	0-0	0	3	3	2	0	0	2	0	1	0	7		
24	MCKINNEY, Adrick		2-4	0-0	2-3	0	1	1	2	6	0	0	0	0	0	10		
33	GREEN, Garlon		4-7	1-1	4-5	2	2	4	3	13	2	1	1	0	0	18		
	Team					0	0	0										
Totals			26-57	11-26	20-25	10	25	35	21	83	17	11	3	8	0	200		

FG % 1st Half: 13-29 44.8% 2nd half: 13-28 46.4% Game: 26-57 45.6%
 3FG % 1st Half: 6-14 42.9% 2nd half: 5-12 41.7% Game: 11-26 42.3%
 FT % 1st Half: 6-6 100.0 2nd half: 14-19 73.7% Game: 20-25 80.0%

Deadball
Rebounds
2

Officials: Verne Harris, Eric Curry, Chris Rastatter
 Technical fouls: New Mexico-None. TCU-None.
 Attendance: 6460

Score by periods	1st	2nd	Total
New Mexico	38	26	64
TCU	38	45	83

2017-18 OPPONENT NUMERICAL ROSTER/STATS

TCU 2017-18 ROSTER

No.	Name	Pos.	Ht.	Wt.	Yr.	Hometown (High School/Previous School(s))
0	Jaylen Fisher	G	6-2	200	So.	Arlington, Tenn. (Bolton HS)
1	Desmond Bane	G	6-5	215	So.	Richmond, Ind. (Seton Catholic HS)
2	Shawn Olden	G	6-3	185	Jr.	Tulsa, Okla. (Tulsa Union HS) / New Mexico JC
10	Vladimir Brodziansky	F	6-11	230	Sr.	Prievidza, Slovakia (Canarias Basketball Academy) / Pratt CC
12	Kouat Noi	F	6-7	210	RFr.	Newcastle, Australia (Montverde Academy – Fla.)
13	Lat Mayen	F	6-8	195	Fr.	Adelaide, Australia (Australia Basketball Center of Excellence)
15	JD Miller	F	6-8	235	Jr.	Dallas, Texas (Seagoville HS)
20	Dalton Dry	G	6-4	190	Sr.	Fort Worth, Texas (FW Country Day HS)
21	Kevin Samuel	C	6-11	265	Fr.	Codrington Village, Barbuda (Redemption Christian HS - Texas)
22	RJ Nembhard	G	6-4	190	Fr.	Keller, Texas (Keller HS)
23	Ahmed Hamdy	F	6-10	235	Sr.	Alexandria, Egypt (Trent Internationale) / VCU
25	Alex Robinson	G	6-1	175	Jr.	Fort Worth, Texas (Timberview HS) / Texas A&M
33	Clayton Crawford	F	6-3	210	Sr.	Aspen, Colo. (Aspen HS)
34	Kenrich Williams	G	6-7	210	Sr.	Waco, Texas (Waco University) / New Mexico JC
45	Austin Sottile	F	6-6	225	Sr.	St. Louis, Mo. (Saint Louis University HS)

UPDATED TCU 2017-18 STATISTICS

RECORD:	OVERALL	HOME	AWAY	NEUTRAL
ALL GAMES	4-0	4-0	0-0	0-0
CONFERENCE	0-0	0-0	0-0	0-0
NON-CONFERENCE	4-0	4-0	0-0	0-0

#	Player	gp-gs	min	avg	Total		3-Point		F-Throw		Rebounds				pf	dq	a	to	blk	stl	pts	avg
					fg-fga	fg%	3fg-fga	3fg%	ft-fa	ft%	off	def	tot	avg								
10	BRODZIANSKY, Vlad	4-4	99	24.8	26-40	.650	3-12	.250	14-20	.700	2	15	17	4.3	5	0	5	6	10	1	69	17.3
01	BANE, Desmond	4-4	107	26.8	22-28	.786	12-17	.706	4-6	.667	0	14	14	3.5	5	0	12	9	1	7	60	15.0
15	MILLER, JD	4-4	83	20.8	16-28	.571	4-11	.364	9-13	.692	4	17	21	5.3	4	0	5	3	1	3	45	11.3
12	NOI, Kouat	4-0	77	19.3	14-25	.560	4-12	.333	11-19	.579	5	16	21	5.3	6	0	4	3	0	3	43	10.8
34	WILLIAMS, Kenrich	4-4	122	30.5	14-34	.412	3-12	.250	5-5	1.000	8	24	32	8.0	9	0	18	9	0	13	36	9.0
00	FISHER, Jaylen	4-1	89	22.3	12-27	.444	9-20	.450	2-2	1.000	1	4	5	1.3	5	0	21	7	0	4	35	8.8
25	ROBINSON, Alex	3-3	77	25.7	8-21	.381	2-3	.667	4-4	1.000	1	7	8	2.7	4	0	14	7	3	2	22	7.3
23	HAMDY, Ahmed	4-0	52	13.0	7-15	.467	0-0	.000	6-7	.857	4	8	12	3.0	8	0	2	4	2	1	20	5.0
20	DRY, Dalton	2-0	14	7.0	2-5	.400	2-3	.667	4-6	.667	0	2	2	1.0	2	0	0	0	0	1	10	5.0
02	OLDEN, Shawn	3-0	46	15.3	3-9	.333	3-7	.429	0-1	.000	0	2	2	0.7	3	0	4	2	0	4	9	3.0
22	NEMBARD, RJ	3-0	26	8.7	4-10	.400	0-3	.000	1-4	.250	1	3	4	1.3	2	0	3	4	1	0	9	3.0
33	CRAWFORD, Clayton	2-0	8	4.0	0-1	.000	0-1	.000	0-0	.000	0	1	1	0.5	2	0	0	0	0	0	0	0.0
Team											6	3	9				1					
Total.....		4	800		128-243	.527	42-101	.416	60-87	.690	32	116	148	37.0	55	0	88	55	18	39	358	89.5
Opponents.....		4	800		107-244	.439	35-93	.376	24-39	.615	24	92	116	29.0	73	-	74	69	10	25	273	68.2

TEAM STATISTICS	TCU	OPP	Date	Opponent	Score	Att.
SCORING	358	273	11/10/17	ULM	w 83-73	6715
Points per game	89.5	68.2	11/13/17	TENNESSEE TECH	w 100-63	6019
Scoring margin	+21.3	-	11/15/17	SOUTH DAKOTA	w 76-71	5939
FIELD GOALS-ATT	128-243	107-244	11/20/17	OMAHA	w 99-66	6733
Field goal pct	.527	.439	* - Conference game			
3 POINT FG-ATT	42-101	35-93				
3-point FG pct	.416	.376				
3-pt FG made per game	10.5	8.8				
FREE THROWS-ATT	60-87	24-39				
Free throw pct	.690	.615				
F-Throws made per game	15.0	6.0				
REBOUNDS	148	116				
Rebounds per game	37.0	29.0				
Rebounding margin	+8.0	-				
ASSISTS	88	74				
Assists per game	22.0	18.5				
TURNOVERS	55	69				
Turnovers per game	13.8	17.3				
Turnover margin	+3.5	-				
Assist/turnover ratio	1.6	1.1				
STEALS	39	25				
Steals per game	9.8	6.3				
BLOCKS	18	10				
Blocks per game	4.5	2.5				
ATTENDANCE	25406	0				
Home games-Avg/Game	4-6352	0-0				
Neutral site-Avg/Game	-	0-0				

Score by Periods	1st	2nd	Totals
TCU	182	176	358
Opponents	120	153	273

NOV. 20, 2017 - TCU 99, OMAHA 65 - Fort Worth, Texas

TCU tops Omaha 99-66

FORT WORTH, Texas (AP) Vladimir Brodziansky scored 19 points and a swarming TCU defense forced 26 turnovers, cruising to a 99-66 win against overmatched Omaha on Monday night in the Emerald Coast Classic.

The Horned Frogs (4-0) overcame the absence of starting guard Alex Robinson, who sat out with an injured foot. Robinson, who led the Frogs in assists, had started the first three games of the season, plus the final four games of the 2016-17 season, which ended with an NIT title.

Starting in his place was sophomore guard Jaylen Fisher, who finished with nine points and a team-high nine assists. Desmond Bane had 14 points, while Kenrich Williams chipped in 11 points, six rebounds and six assists.

Junior guard Zach Jackson led the Mavericks (0-5) with 17 points.

The Frogs opened with a 10-2 run, eventually building a lead that reached 24 points in the first half. That lead would extend to 42 points late in the game.

Omaha had been averaging 17 turnovers through its first four games and again had trouble managing pressure. The Frogs had eight steals and forced 13 Omaha turnovers on their way to a 50-28 halftime lead.

Overall, TCU forced 26 turnovers and finished with 13 steals, both season-highs.

BIG PICTURE

Omaha: The Mavericks already have dropped games to bigger-named foes such as Oklahoma, New Mexico and No. 18 Louisville. They'll be hard-pressed to match last year's 7-6 non-conference record.

TCU: Dating back to last season's NIT championship run, the Frogs have won nine straight games. Their 4-0 start isn't surprising for a team that returned nearly 80 percent of its scoring and rebounding leaders from a season ago.

UP NEXT

Omaha travels to Destin, Florida for the conclusion of the Emerald Coast Classic, with games against Tennessee Tech on Friday and either Jackson State or Maryland Eastern Shore on Saturday.

TCU is also headed to Destin for the Emerald Coast Classic, playing New Mexico on Friday night and either Maryland or St. Bonaventure on Saturday.

Official Basketball Box Score -- Game Totals -- Final Statistics
Omaha vs TCU
11/20/17 8 p.m. at Fort Worth, Texas (Schollmaier Arena)

Omaha 66 • 0-5

#	Player	Total	3-Ptr		Rebounds			PF	TP	A	TO	Blk	Stl	Min	
			FG-FGA	FG-FGA	FT-FTA	Off	Def								Tot
03	Lamar Wofford-Humph.	f	3-6	1-2	0-0	0	4	4	4	7	1	2	0	0	17
32	Daniel Meyer	f	1-2	0-0	0-0	0	1	1	0	2	1	1	0	0	15
05	KJ Robinson	g	5-8	1-3	0-0	0	4	4	0	11	8	1	0	1	28
13	Daniel Norl	g	2-6	1-3	3-4	0	3	3	3	8	2	7	0	0	28
21	Zach Jackson	g	7-11	1-3	2-4	2	3	5	2	17	1	5	0	1	26
00	JT Gibson		3-6	2-5	0-0	0	1	1	3	8	2	4	0	1	27
10	Ayo Akinwole		0-3	0-2	0-0	0	1	1	0	0	2	3	0	0	19
11	Alex Allbery		2-5	1-2	0-0	0	3	3	1	5	1	2	0	1	20
40	Matt Pile		4-6	0-0	0-0	0	3	3	3	8	2	0	2	0	20
	Team					1	2	3			1				
Totals			27-53	7-20	5-8	3	25	28	16	66	20	26	2	4	200

FG % 1st Half: 12-26 46.2% 2nd half: 15-27 55.6% Game: 27-53 50.9%
 3FG % 1st Half: 1-8 12.5% 2nd half: 6-12 50.0% Game: 7-20 35.0%
 FT % 1st Half: 3-6 50.0% 2nd half: 2-2 100.0% Game: 5-8 62.5%

TCU 99 • 4-0

#	Player	Total	3-Ptr		Rebounds			PF	TP	A	TO	Blk	Stl	Min	
			FG-FGA	FG-FGA	FT-FTA	Off	Def								Tot
10	BRODZIANSKY, Vlad	f	5-8	1-4	8-9	0	6	6	1	19	0	2	1	0	20
15	MILLER, JD	f	4-8	0-3	2-2	1	2	3	1	10	2	1	0	3	20
00	FISHER, Jaylen	g	3-8	3-8	0-0	0	2	2	1	9	9	2	0	1	26
01	BANE, Desmond	g	5-5	2-2	2-2	0	3	3	2	14	0	2	0	2	21
34	WILLIAMS, Kenrich	g	5-9	1-3	0-0	2	4	6	1	11	6	1	0	2	30
02	OLDEN, Shawn		3-7	3-6	0-1	0	1	1	2	9	4	1	0	2	24
12	NOI, Kouat		3-5	0-1	1-1	1	1	3	4	1	7	2	0	0	19
20	DRY, Dalton		1-3	1-1	1-2	0	2	2	1	4	0	0	0	0	5
22	NEMPHARD, RJ		3-6	0-1	0-0	0	1	1	0	6	2	1	1	0	14
23	HAMDY, Ahmed		4-8	0-0	2-3	3	1	4	3	10	1	2	1	0	18
33	CRAWFORD, Clayton		0-1	0-1	0-0	0	0	0	0	0	0	0	0	0	3
	Team					1	0	1							
Totals			36-68	11-30	16-20	8	25	33	13	99	26	12	3	13	200

FG % 1st Half: 18-33 54.5% 2nd half: 18-35 51.4% Game: 36-68 52.9%
 3FG % 1st Half: 5-15 33.3% 2nd half: 6-15 40.0% Game: 11-30 36.7%
 FT % 1st Half: 9-11 81.8% 2nd half: 7-9 77.8% Game: 16-20 80.0%

Officials: Tom Eades, Larry Spaulding, Owen Shortt
 Technical fouls: Omaha-None. TCU-None.
 Attendance: 6733

Score by periods	1st	2nd	Total
Omaha	28	38	66
TCU	50	49	99

	In	Off	2nd	Fast	Break	Bench
Points	Paint	T/O	Chance	Break	18	21
OMAHA	36	10	2	13	13	36
TCU	48	36	11	13	13	36

Last FG - OMAHA 2nd-00:38, TCU 2nd-01:14.
 Largest lead - OMAHA None, TCU by 42 2nd-04:58.
 OMAHA led for 00:00. TCU led for 39:39. Game was tied for 00:21.
 Score tied - 0 times.
 Lead changed - 0 times.

CHARTING THE NUMBERS

	Season	Career at UNM	Double-Doubles		
Double-Digit Scoring Games					
Sam Logwood	2	22 (12-10)	Sam Logwood	0	1 (0-1)
Dane Kuiper	1	8 (6-2)	Chris McNeal	1	1 (1-0)
Anthony Mathis	3	5 (2-3)	Assist Leaders		
Connor MacDougall	0	3 (2-1)	Sam Logwood	1	9 (3-6)
Chris McNeal	3	3 (1-2)	Dane Kuiper	0	3 (3-0)
Antino Jackson	1	1 (1-0)	Joe Furstinger	0	2 (1-1)
Makuach Maluach	1	1 (1-0)	Anthony Mathis	0	1 (0-1)
Vladimir Pinchuk	1	1 (1-0)	Chris McNeal	2	2 (1-1)
Troy Simons	1	1 (1-0)	Antino Jackson	1	1 (1-0)

* () Team's record in those games

40-Point Games

30-Point Games

20-Point Games

Sam Logwood	1	2 (1-1)
Chris McNeal	2	2 (1-1)
Troy Simons	1	1 (1-0)

Scoring Leaders

Sam Logwood	0	5 (4-1)
Dane Kuiper	0	1 (0-1)
Connor MacDougall	0	1 (0-1)
Chris McNeal	2	2 (1-1)
Troy Simons	1	1 (1-0)
Anthony Mathis	1	1 (0-1)

10+ Rebound Games

Joe Furstinger	0	1 (0-1)
Sam Logwood	0	1 (0-1)

Rebounding Leaders

Sam Logwood	1	6 (4-2)
Joe Furstinger	2	4 (1-4)
Connor MacDougall	0	1 (1-0)
Vladimir Pinchuk	1	1 (1-0)
Troy Simons	1	1 (1-0)

SCORING MARGIN BREAKDOWN

Total	1	2	3	4	5	6	7	8	9	10	11-15	16-20	21+
Win	0	0	0	0	0	0	0	0	0	0	0	0	2
Loss	0	0	0	0	0	0	0	1	0	0	0	1	0

New Mexico - INDIVIDUAL GAME HIGHS

Points	29		McNEAL, Chris vs Tennessee Tech (11/21/17)
	24		SIMONS, Troy vs Nebraska-Omaha (11/14/17)
	24		McNEAL, Chris vs Northern New Mexico (11/11/17)
	21		LOGWOOD, Sam vs Tennessee Tech (11/21/17)
	19		JACKSON, Antino vs Nebraska-Omaha (11/14/17)
	19		SIMONS, Troy vs Northern New Mexico (11/11/17)
Field Goals Made	8		McNEAL, Chris vs Tennessee Tech (11/21/17)
	8		SIMONS, Troy vs Nebraska-Omaha (11/14/17)
	8		McNEAL, Chris vs Northern New Mexico (11/11/17)
Field Goal Att.	16		McNEAL, Chris vs Tennessee Tech (11/21/17)
	16		SIMONS, Troy vs Nebraska-Omaha (11/14/17)
FG Pct (min 5 made)	1.000	(7-7)	MALUACH, Makuach vs Northern New Mexico (11/11/17)
	1.000	(6-6)	PINCHUK, Vladimir vs Northern New Mexico (11/11/17)
3-Point FG Made	7		McNEAL, Chris vs Tennessee Tech (11/21/17)
	6		SIMONS, Troy vs Nebraska-Omaha (11/14/17)
	6		McNEAL, Chris vs Northern New Mexico (11/11/17)
3-Point FG Att.	11		McNEAL, Chris vs Tennessee Tech (11/21/17)
	11		SIMONS, Troy vs Nebraska-Omaha (11/14/17)
3-Pt FG Pct (min 2 made)	.750	(3-4)	MATHIS, Anthony at New Mexico State (11/17/17)
	.714	(5-7)	JACKSON, Antino vs Nebraska-Omaha (11/14/17)
Free Throws Made	10		LOGWOOD, Sam vs Nebraska-Omaha (11/14/17)
	9		LOGWOOD, Sam vs Tennessee Tech (11/21/17)
Free Throw Att.	11		LOGWOOD, Sam vs Tennessee Tech (11/21/17)
	11		LOGWOOD, Sam vs Nebraska-Omaha (11/14/17)
FT Pct (min 3 made)	1.000	(5-5)	FURSTINGER, Joe vs Nebraska-Omaha (11/14/17)
	1.000	(4-4)	KUIPER, Dane vs Northern New Mexico (11/11/17)
	1.000	(3-3)	McNEAL, Chris at New Mexico State (11/17/17)
	1.000	(3-3)	JACKSON, Antino vs Northern New Mexico (11/11/17)
Rebounds	9		FURSTINGER, Joe vs Tennessee Tech (11/21/17)
	8		FURSTINGER, Joe vs Nebraska-Omaha (11/14/17)
Assists	10		McNEAL, Chris vs Northern New Mexico (11/11/17)
	6		McNEAL, Chris vs Tennessee Tech (11/21/17)
	6		JACKSON, Antino vs Northern New Mexico (11/11/17)
Steals	5		SIMONS, Troy vs Northern New Mexico (11/11/17)
	4		SIMONS, Troy vs Nebraska-Omaha (11/14/17)
	4		MATHIS, Anthony vs Northern New Mexico (11/11/17)
Blocked Shots	4		FURSTINGER, Joe vs Tennessee Tech (11/21/17)
	4		FURSTINGER, Joe vs Nebraska-Omaha (11/14/17)
Turnovers	5		LOGWOOD, Sam at New Mexico State (11/17/17)
	5		FURSTINGER, Joe vs Nebraska-Omaha (11/14/17)
	5		JACKSON, Antino vs Northern New Mexico (11/11/17)
Fouls	5		PINCHUK, Vladimir vs Tennessee Tech (11/21/17)
	5		MATHIS, Anthony vs Tennessee Tech (11/21/17)
Minutes	34		McNEAL, Chris vs Tennessee Tech (11/21/17)
	33		LOGWOOD, Sam at New Mexico State (11/17/17)
	29		LOGWOOD, Sam vs Tennessee Tech (11/21/17)
	29		McNEAL, Chris at New Mexico State (11/17/17)
	28		FURSTINGER, Joe vs Tennessee Tech (11/21/17)

UNM AND OPPONENTS TEAM HIGHS/LOWS

NEW MEXICO - TEAM GAME HIGHS

POINTS	147	NORTHERN NEW MEXICO (11/11/17)
	103	NEBRASKA-OMAHA (11/14/17)
	96	TENNESSEE TECH (11/21/17)
	56	at New Mexico State (11/17/17)
FIELD GOALS MADE	55	NORTHERN NEW MEXICO (11/11/17)
	34	NEBRASKA-OMAHA (11/14/17)
FIELD GOAL ATTEMPTS	85	NORTHERN NEW MEXICO (11/11/17)
	77	NEBRASKA-OMAHA (11/14/17)
FIELD GOAL PERCENTAGE	.647 (55-85)	NORTHERN NEW MEXICO (11/11/17)
	.442 (34-77)	NEBRASKA-OMAHA (11/14/17)
3 PT FIELD GOALS MADE	18	NORTHERN NEW MEXICO (11/11/17)
	17	NEBRASKA-OMAHA (11/14/17)
3 PT FG ATTEMPTS	39	TENNESSEE TECH (11/21/17)
	39	NEBRASKA-OMAHA (11/14/17)
	39	NORTHERN NEW MEXICO (11/11/17)
3 PT FG PERCENTAGE	.462 (18-39)	NORTHERN NEW MEXICO (11/11/17)
	.436 (17-39)	NEBRASKA-OMAHA (11/14/17)
FREE THROWS MADE	24	TENNESSEE TECH (11/21/17)
	19	NORTHERN NEW MEXICO (11/11/17)
FREE THROW ATTEMPTS	29	TENNESSEE TECH (11/21/17)
	24	NEBRASKA-OMAHA (11/14/17)
FREE THROW PERCENTAGE	.864 (19-22)	NORTHERN NEW MEXICO (11/11/17)
	.828 (24-29)	TENNESSEE TECH (11/21/17)
REBOUNDS	48	NEBRASKA-OMAHA (11/14/17)
	45	NORTHERN NEW MEXICO (11/11/17)
ASSISTS	40	NORTHERN NEW MEXICO (11/11/17)
	21	NEBRASKA-OMAHA (11/14/17)
STEALS	22	NORTHERN NEW MEXICO (11/11/17)
	11	NEBRASKA-OMAHA (11/14/17)
BLOCKED SHOTS	6	TENNESSEE TECH (11/21/17)
	6	NORTHERN NEW MEXICO (11/11/17)
TURNOVERS	18	NEBRASKA-OMAHA (11/14/17)
	18	NORTHERN NEW MEXICO (11/11/17)
FOULS	26	TENNESSEE TECH (11/21/17)
	22	at New Mexico State (11/17/17)

OPPONENT - TEAM GAME HIGHS

POINTS	104	TENNESSEE TECH (11/21/17)
	76	NORTHERN NEW MEXICO (11/11/17)
	75	at New Mexico State (11/17/17)
	71	NEBRASKA-OMAHA (11/14/17)
FIELD GOALS MADE	34	TENNESSEE TECH (11/21/17)
	26	NORTHERN NEW MEXICO (11/11/17)
FIELD GOAL ATTEMPTS	70	NORTHERN NEW MEXICO (11/11/17)
	64	at New Mexico State (11/17/17)
FIELD GOAL PERCENTAGE	.557 (34-61)	TENNESSEE TECH (11/21/17)
	.391 (25-64)	at New Mexico State (11/17/17)
3 PT FIELD GOALS MADE	12	TENNESSEE TECH (11/21/17)
	10	NEBRASKA-OMAHA (11/14/17)
3 PT FG ATTEMPTS	30	NEBRASKA-OMAHA (11/14/17)
	22	TENNESSEE TECH (11/21/17)
3 PT FG PERCENTAGE	.545 (12-22)	TENNESSEE TECH (11/21/17)
	.333 (10-30)	NEBRASKA-OMAHA (11/14/17)
FREE THROWS MADE	24	TENNESSEE TECH (11/21/17)
	21	at New Mexico State (11/17/17)
FREE THROW ATTEMPTS	32	TENNESSEE TECH (11/21/17)
	29	at New Mexico State (11/17/17)
FREE THROW PERCENTAGE	.750 (24-32)	TENNESSEE TECH (11/21/17)
	.750 (18-24)	NORTHERN NEW MEXICO (11/11/17)
REBOUNDS	50	at New Mexico State (11/17/17)
	39	TENNESSEE TECH (11/21/17)
ASSISTS	23	TENNESSEE TECH (11/21/17)
	16	NORTHERN NEW MEXICO (11/11/17)
STEALS	13	TENNESSEE TECH (11/21/17)
	13	NORTHERN NEW MEXICO (11/11/17)
BLOCKED SHOTS	4	TENNESSEE TECH (11/21/17)
	2	at New Mexico State (11/17/17)
	2	NEBRASKA-OMAHA (11/14/17)
TURNOVERS	33	NORTHERN NEW MEXICO (11/11/17)
	26	NEBRASKA-OMAHA (11/14/17)
FOULS	25	TENNESSEE TECH (11/21/17)
	21	NEBRASKA-OMAHA (11/14/17)

NEW MEXICO - GAME LOWS

POINTS	56	at New Mexico State (11/17/17)
	96	TENNESSEE TECH (11/21/17)
	103	NEBRASKA-OMAHA (11/14/17)
	147	NORTHERN NEW MEXICO (11/11/17)
FIELD GOALS MADE	20	at New Mexico State (11/17/17)
	28	TENNESSEE TECH (11/21/17)
FIELD GOAL ATTEMPTS	52	at New Mexico State (11/17/17)
	69	TENNESSEE TECH (11/21/17)
FIELD GOAL PERCENTAGE	.385 (20-52)	at New Mexico State (11/17/17)
	.406 (28-69)	TENNESSEE TECH (11/21/17)
3 PT FIELD GOALS MADE	6	at New Mexico State (11/17/17)
	16	TENNESSEE TECH (11/21/17)
3 PT FG ATTEMPTS	20	at New Mexico State (11/17/17)
	39	NORTHERN NEW MEXICO (11/11/17)
	39	NEBRASKA-OMAHA (11/14/17)
	39	TENNESSEE TECH (11/21/17)
3 PT FG PERCENTAGE	.300 (6-20)	at New Mexico State (11/17/17)
	.410 (16-39)	TENNESSEE TECH (11/21/17)
FREE THROWS MADE	10	at New Mexico State (11/17/17)
	18	NEBRASKA-OMAHA (11/14/17)
FREE THROW ATTEMPTS	15	at New Mexico State (11/17/17)
	22	NORTHERN NEW MEXICO (11/11/17)
FREE THROW PERCENTAGE	.667 (10-15)	at New Mexico State (11/17/17)
	.750 (18-24)	NEBRASKA-OMAHA (11/14/17)
REBOUNDS	25	at New Mexico State (11/17/17)
	32	TENNESSEE TECH (11/21/17)
ASSISTS	5	at New Mexico State (11/17/17)
	19	TENNESSEE TECH (11/21/17)
STEALS	2	at New Mexico State (11/17/17)
	7	TENNESSEE TECH (11/21/17)
BLOCKED SHOTS	1	at New Mexico State (11/17/17)
	5	NEBRASKA-OMAHA (11/14/17)
TURNOVERS	14	TENNESSEE TECH (11/21/17)
	17	at New Mexico State (11/17/17)
FOULS	19	NEBRASKA-OMAHA (11/14/17)
	21	NORTHERN NEW MEXICO (11/11/17)

OPPONENT - GAME LOWS

POINTS	71	NEBRASKA-OMAHA (11/14/17)
	75	at New Mexico State (11/17/17)
	76	NORTHERN NEW MEXICO (11/11/17)
	104	TENNESSEE TECH (11/21/17)
FIELD GOALS MADE	22	NEBRASKA-OMAHA (11/14/17)
	25	at New Mexico State (11/17/17)
FIELD GOAL ATTEMPTS	57	NEBRASKA-OMAHA (11/14/17)
	61	TENNESSEE TECH (11/21/17)
FIELD GOAL PERCENTAGE	.371 (26-70)	NORTHERN NEW MEXICO (11/11/17)
	.386 (22-57)	NEBRASKA-OMAHA (11/14/17)
3 PT FIELD GOALS MADE	4	at New Mexico State (11/17/17)
	6	NORTHERN NEW MEXICO (11/11/17)
3 PT FG ATTEMPTS	20	at New Mexico State (11/17/17)
	21	NORTHERN NEW MEXICO (11/11/17)
3 PT FG PERCENTAGE	.200 (4-20)	at New Mexico State (11/17/17)
	.286 (6-21)	NORTHERN NEW MEXICO (11/11/17)
FREE THROWS MADE	17	NEBRASKA-OMAHA (11/14/17)
	18	NORTHERN NEW MEXICO (11/11/17)
FREE THROW ATTEMPTS	24	NORTHERN NEW MEXICO (11/11/17)
	26	NEBRASKA-OMAHA (11/14/17)
FREE THROW PERCENTAGE	.654 (17-26)	NEBRASKA-OMAHA (11/14/17)
	.724 (21-29)	at New Mexico State (11/17/17)
REBOUNDS	30	NORTHERN NEW MEXICO (11/11/17)
	37	NEBRASKA-OMAHA (11/14/17)
ASSISTS	12	NEBRASKA-OMAHA (11/14/17)
	14	at New Mexico State (11/17/17)
STEALS	6	at New Mexico State (11/17/17)
	9	NEBRASKA-OMAHA (11/14/17)
BLOCKED SHOTS	0	NORTHERN NEW MEXICO (11/11/17)
	2	NEBRASKA-OMAHA (11/14/17)
	2	at New Mexico State (11/17/17)
TURNOVERS	14	at New Mexico State (11/17/17)
	17	TENNESSEE TECH (11/21/17)
FOULS	19	at New Mexico State (11/17/17)
	20	NORTHERN NEW MEXICO (11/11/17)

THE LAST TIME IT HAPPENED

NEW MEXICO

As A Team:

Scored 100 Points:	103 - Omaha (11-14-17)
Scored 90-99 Points:	96 - vs. Tennessee Tech (11-21-17)
Scored 80-89 Points:	80 - at UNLV (2-1-17)
Scored Less Than 50 Points:	46 - at Arizona (12-20-16)
Scored Less Than 40 Points:	34 - at #25 San Diego State (1-26-13)
Won By 40 Points:	W, 147-76 - Northern N.M. (11-11-17)
Won By 30 Points:	W, 103-71 - Omaha (11-14-17)
Won By 20 Points:	W, 85-55 - Air Force (1-27-16)
Lost By 20-29 Points:	L, 92-72 - Virginia Tech (11-24-16)
Lost By 30 Points:	L, 77-46 - at Arizona (12-20-16)
Shot 65% Or Better:	69.2% (27-39) - at Air Force (1-15-05)
Shot 60% Or Better:	64.7% (55-85) - Northern N.M. (11-11-17)
Shot Less Than 35%:	33.8% (24-71) - at San Diego State (2-6-16)
Shot Less Than 30%:	26.2% (17-65) - at Arizona (12-20-16)
Shot 60% 3FG Or Better:	66.7% (6-9) - at CSU (1-14-17)
Shot Less Than 30% 3FG:	15.0% (3-20) - at Wyoming (2-25-18)
Made 10 Three-Pointers:	16 (of 39) - vs. Tennessee Tech (11-21-17)
Shot 100% on Free Throws:	100% (17-17) - vs. Utah State (1-24-17)
Shot 95% On Free Throws:	95.5% (21-22) - at Boise State (1-17-17)
Shot 85% On Free Throws:	86.4% (19-22) - Northern N.M. (11-11-17)
Shot Less Than 50% On FTs:	45.5% (5-11) - at Air Force (3-9-13)
Had 50 Rebounds:	58 - vs. UAB (11-21-13)
Had 20 Offensive Rebounds:	23 - at USC (11-21-15)
Had 40 Assists:	40 - Northern N.M. (11-11-17)
Had 20 Assists:	22 - Omaha (11-14-17)
Had 20 Turnovers:	22 - UAPB (12-17-16)
Had Less Than 10 Turnovers:	9 - at Wyoming (2-25-17)
Had 10 Steals:	11 - Omaha (11-14-17)
Had 10 Blocks:	12 - vs. UMass (11-22-13)
Had Two or More 20-Point Scorers:	vs. Tennessee Tech (11-21-17) Chris McNeal (29) & Sam Logwood (21)
Had 6 Double-Digit Scorers:	(8) - Northern N.M. (11-11-17)
Had 5 Double-Digit Scorers:	Wyoming (1-16-16)
Had No Double-Digit Scorers:	at San Diego State (1-6-15)
Had Two 10+ Rebounders:	vs. Wyoming (1-21-15) Tim Williams (11) & Elijah Brown (10)
Scored 50 Points In 1st Half:	55 - vs. Tennessee Tech (11-21-17)
Scored 50 Points In 2nd Half:	68 - Omaha (11-14-17)
Scored 20 Or Fewer Points In 1st Half:	16 - at Arizona (12-20-16)
Scored 20 Or Fewer Points In 2nd Half:	15 - at #25 San Diego State (1-26-13)
Failed To Make a 3FG:	(0-10) - vs. Washington State (12-25-15)
Defeated a Ranked Team:	W, 66-53 vs. #24/#24 Colorado State (1-3-15)
Lost To a Ranked Team:	L, 77-46 - at No. 18/18 Arizona (12-20-16)
Won an OT Game:	W, 52-49 vs. Wyoming (3-7-15)
Lost an OT Game:	L, 105-104 vs. Nevada (1-7-17)
Won a 2OT Game:	W, 97-94 vs. UAB (11-21-13)
Lost a 2OT Game:	L, 73-76 at Dayton (1-1-10)
Won a 3OT Game:	W, 104-99, Fresno State (3-8-96)
Lost a 3OT Game:	Never
As An Individual:	
Had a Triple-Double:	Luc Longley (17 pts, 14 rebs, 10 assts) vs. Penn State (3-28-90)
Had a Double-Double (Pts/Reb):	Sam Logwood (12/11) - at Wyoming (2-25-17)
Had a Double-Double (Pts/Asst):	Chris McNeal (24 pts & 10 assts) Northern N.M. (11-11-17)
Scored 20+ Pts with 10+ Rebs:	Tim Williams (31 pts & 11 rebs) Houston Baptist (11-14-16)
Scored 30 Points:	Elijah Brown (30) vs. Wyoming (1-21-17)
Scored 30 Points (MW Only):	Elijah Brown vs. Wyoming (1-21-17)
Scored 20 Points:	Chris McNeal (29) / Sam Logwood (21) - vs. Tennessee Tech (11-21-17)
Scored 20 Points (MW Only):	Elijah Brown (29) - vs. SDSU (3-4-17)
Had 20 Rebounds:	Drew Gordon (20) UNLV (2-18-12)
Had 15 Rebounds:	Tim Williams (15) at USC (11-21-15)
Had 10 Assists:	Chris McNeal (10) Northern N.M. (11-11-17)
Had 5 Steals:	Troy Simons (5) - Northern N.M. (11-11-17)
Had 5 Blocks:	Objij Aget (5) - vs. Fresno State (2-18-17)

VERSUS NEW MEXICO

As A Team:

Scored 100 Points:	104 - vs. Tennessee Tech (11-21-17)
Scored 90 Points:	92 - Virginia Tech (11-24-16)
Scored 80-89 Points:	82 - at Wyoming (2-25-17)
Scored Less Than 50 Points:	49 - Wyoming (3-7-15)
Scored Less Than 40 Points:	38 - Wyoming (2-11-12)
Shot 50% Or Better:	55.7% (34-61) - vs. Tennessee Tech (11-21-17)
Shot Less Than 35%:	31.5% (17-54) - vs. SDSU (3-4-17)
Shot Less Than 30%:	26.3% (15-57) - UAPB (12-17-16)
Shot 50% 3FG Or Better:	55.4% (12-22) - vs. Tennessee Tech (11-21-17)
Shot Less Than 20% 3FG:	19% (4-21) - vs. SDSU (3-4-17)
Made 10 Three-Pointers:	12 (of 22) - vs. Tennessee Tech (11-21-17)
Shot 75% On Free Throws:	75.0% (24-32) - vs. Tennessee Tech (11-21-17)
Shot Less Than 50% On FTs:	43.8% (7-16) - Boise State (2-17-16)
Had 50 Rebounds:	50 - at New Mexico State (11-17-17)
Had 20 Offensive Rebounds:	25 - at New Mexico State (11-17-17)
Had 20 Assists:	23 - vs. Tennessee Tech (11-21-17)
Had 20 Turnovers:	26 - Omaha (11-14-17)
Had Less Than 10 Turnovers:	5 - vs. CSU (2-21-17)
Had 10 Steals:	13 - vs. Tennessee Tech (11-21-17)
Had 10 Blocks:	11 - at USC (11-21-15)
Had 40-Point and 20-Point Scorers:	Nevada (1-7-17) Jordan Caroline (45) & Marcus Marshall (26)
Had 30-Point and 20-Point Scorers:	vs. Tennessee Tech (11-21-17) Aleksa Jugovic (31) & Curtis Phillips (23)
Had Two or More 20-Point Scorers:	UNLV (2-1-17) Tyrell Green (25) & Jovan Mooring (23)
Had 6 Double-Digit Scorers:	TCU (2-25-12)
Had 5 Double-Digit Scorers:	at Boise State (1-17-17)
Had No Double-Digit Scorers:	ULM (12-13-14)
Had Two 10+ Rebounders:	NMSU (12-10-16) Eli Chuha (14) & Jemerrio Jones (10)
Scored 50+ Points In 1st Half:	51 - vs. Tennessee Tech (11-21-17)
Scored 50+ Points In 2nd Half:	53 - vs. Tennessee Tech (11-21-17)
Scored 20 Or Less Points In 1st Half:	18 - Utah State (1-9-16)
Scored 20 Or Less In 2nd Half:	19 - New Mexico State (12-3-14)
Scored 15 Or Less Points In 1st Half:	11 - UAPB (12-17-16)
Failed To Make a 3FG:	(0-7) - New Mexico State (12-16-15)
As An Individual:	
Had a Triple-Double:	Ethan Telfair (25 pts, 12 rebs, 10 assts) Idaho State (11-11-16)
Had a Double-Double (Pts/Reb):	Justin James - (22/10) Wyoming (2-25-17)
Had a Double-Double (Pts/Asst):	Dominic Artis (13 pts & 12 Assists) UTEP (12-7-16)
Had 20+ Points & 10+ Rebounds:	Justin James - (22/10) Wyoming (2-25-17)
Scored 30+ Points in Back-to-Back Games Vs. UNM:	Derrick Marks Boise State 31 points (1-18-15) & 30 points (2-24-15)
Scored 40 Points:	Jordan Caroline (45) - Nevada (1-7-17)
Scored 40 Points (MW Only):	Jordan Caroline (45) - Nevada (1-7-17)
Scored 30 Points:	Aleksa Jugovic (31) - vs. Tennessee Tech (11-21-17)
Scored 30 Points (MW Only):	Chandler Hutchison (31) - Boise State (2-14-17)
Scored 20 Points:	Curtis Phillips (23) - vs. Tennessee Tech (11-21-17)
Scored 20 Points (MW Only):	Sam Bittner (21) - Fresno State (3-9-17)
Had 20 Rebounds:	Ryan Watkins (22) - Boise State (1-21-14)
Had 15 Rebounds:	Jemerrio Jones (16) - at New Mexico State (11-17-17)
Had 10 Assists:	Dominic Artis (12) - UTEP (12-7-16)
Had 5 Steals:	Curtis Phillips (8) - vs. Tennessee Tech (11-21-17)
Had 5 Blocks:	Cameron Oliver (5) - Nevada (1-7-17)

WELCOME TO THE PIT, A MILE HIGH AND LOUDER THAN...



WHAT THEY ARE SAYING ABOUT THE PIT

"What a terrific atmosphere for college basketball. Great building... Great history... 18,000 screaming fans. It's big time college hoops, baby!"
- Dick Vitale, ESPN

"I consider the game we played in Albuquerque in 1978 one of the most exciting of my career. The Pit is the toughest place to play because of their tremendous atmosphere."
-Jim Boeheim, Syracuse head coach

"When you go into a place like The Pit, there will be challenge different from a regular road game. The crowd can dictate the tempo and momentum. The Pit crowd forces you to be patient."
-Lute Olsen, former Arizona head coach

"A mile high but 37 feet underground, the Pit in Albuquerque has been the site of many mind-blowing college basketball games, including North Carolina State's upset of Houston in '83 and just about any New Mexico home game. The noise created by fans, which has been measured at 125 decibels -- the pain threshold for the human ear is 130 -- is a palpable force."
-Sports Illustrated

- Voted one of "The Top Five Loudest, Most Intimidating Places to Play" by NCAA.com
- Ranked in the top 20 sporting venues of the 20th century by Sports Illustrated
- USA Today ranked The Pit in its "Ten Great Places to Get Pumped for NCAA Action"
- According to Fox Sports, it's one of the top ten "old school" college basketball arenas in the country

THE GREATEST GAME EVER PLAYED

The Pit was the site of one of the greatest college basketball games ever played. It hosted the 1983 national championship game that saw the NC State Wolfpack upset Hakeem Olajuwon, Clyde Drexler and the Houston Cougars. Coach Jimmy Valvano and the Wolfpack downed the Cougars on a last second put back by Lorenzo Charles. The iconic shot of the late Valvano running onto the court looking for a hug is one of the lasting images in college basketball history.

- Built in 1966 (\$1.4 million)
- Capacity of 15,411 (previously 18,018)
- \$60 million renovation was completed in 2010
- New floor installed before the 2017-18 season
- Seating includes 40 suites and a club area
- Officially named Dreamstyle Arena in 2017 after a \$10 million agreement for naming rights by the local New Mexico business. It is still referred to as The Pit, its officially-recognized nickname. As part of the exciting Dreamstyle changes, University Stadium, UNM's football stadium, officially became Dreamstyle Arena on the same date.
- Less than 30 of 345 NCAA Division I basketball programs play in a college-only arena named after a business or organization founded or headquartered in its home state.
- The Lobos have averaged an astounding 15,410 fans the past 49 years, an amazing 95% of capacity
- The Pit has ranked in the top 25 in attendance nationally nearly every season since the 1966-67 season with 35 seasons in the top ten in the NCAA in attendance
- Led the Mountain West in attendance in 10 of the conference's 15 years of existence
- The floor is named Bob King Court in honor of the former head coach who led the Lobos from 1963 to 1972.

THE 2017-18 LOBO MEN'S BASKETBALL RADIO/TV CHART

PLAYERS



Matt Vail
G | 5-10 | Fr.
Grants, N.M.



Chris McNeal
G | 6-1 | Jr.
Jackson, Tenn.



Sam Logwood
G/F | 6-8 | Sr.
Indianapolis, Ind.



Antino Jackson
G | 6-0 | Sr.
Houston, Texas



Joe Furstinger
F | 6-9 | Sr.
Rancho Santa Margarita, Calif.



Makuach Maluach
G/F | 6-5 | Fr.
Sydney, Australia



Jachai Simmons
G/F | 6-7 | Jr.
Plainfield, N.J.



JaQuan Lyle
G | 6-5 | Jr.
Evansville, Ind.



Dane Kuiper
G/F | 6-7 | Jr.
Wasilla, Alaska



Vladimir Pinchuk
F/C | 6-10 | Fr.
Schwelm, Germany




Vance Jackson
F | 6-9 | So.
Los Angeles, Calif.



Troy Simons
G | 6-3 | Jr.
Pittsburgh, Pa.



Anthony Mathis
G | 6-3 | Jr.
West Linn, Ore.



Connor MacDougall
F | 6-9 | Sr.
Tempe, Ariz.

STAFF



Paul Weir
Head Coach



Chris Harriman
Assoc. Head Coach



Jerome Robinson
Assistant Coach



Brandon Mason
Assistant Coach



Ryan Berryman
Dir. of Operations



David Chiotti
Dir. of Player Development



Evan Orzolek
Video Coordinator



Tyler Stuart
Dir. of Strength/Cond.



Estevan Sandoval
Graduate Assistant



Corey DeBarbrie
Athletic Trainer



Matt Vail
 5'10" - Freshman - Guard
 Grants, N.M. (Grants HS)

0

NOTEWORTHY :

- Set record for most points ever scored by a Pirate at Grants High School
- Averaged 25.0 points per game, 5.0 assists and 4.5 steals per game in HS
- District Player of the Year, First Team All-State, Second Team All-State, Academic All-District, First-Team All-District in HS
- MVP for New Mexico vs. Arizona matchup

GAME-BY-GAME STATISTICS

SEASON HIGHS

Points: N/A
 FG: N/A
 FGA: N/A
 3FG: N/A
 3FGA: N/A
 FT: N/A
 FTA: N/A
 Rebounds: N/A
 Assists: N/A
 Blocks: N/A
 Steals: N/A
 Minutes Played: N/A

CAREER HIGHS AT UNM

Points: N/A
 FG: N/A
 FGA: N/A
 3FG: N/A
 3FGA: N/A
 FT: N/A
 FTA: N/A
 Rebounds: N/A
 Assists: N/A
 Blocks: N/A
 Steals: N/A
 Minutes Played: N/A

CAREER STATISTICS



Chris McNeal
 6'1" - Junior - Guard
 Jackson, Tennessee (Indian Hills CC)

1

NOTEWORTHY :

- JUCO All-American
- Led the Indian Hills Warriors to 29-5 record, Region XI regular-season and post-season championships, district title game and helped the squad qualify for the national tournament
- Led team with 13.1 ppg, field goals (135), fg attempts (327), 3-pointers (83), 3-pt attempts (222), ft (94), assists (179) and points (447).

GAME-BY-GAME STATISTICS

Opponent	Date	gs	min	fg-fga	pct	3fg-fga	pct	ft-fita	pct	off	def	tot	avg	pf	a	t/o	blk	stl	pts	avg
NORTHERN NEW MEXIC	11/11/17	*	23	8-14	.571	6-10	.600	2-3	.667	0	1	1	1.0	1	10	3	0	1	24	24.0
NEBRASKA-OMAHA	11/14/17	*	27	3-7	.429	2-6	.333	1-5	.200	0	2	2	1.5	0	3	2	0	2	9	16.5
at New Mexico State	11/17/17	*	29	3-8	.375	1-4	.250	3-3	1.000	1	3	4	2.3	2	1	3	0	0	10	14.3
TENNESSEE TECH	11/21/17	*	34	8-16	.500	7-11	.636	6-8	.750	1	3	4	2.8	3	6	4	0	1	29	18.0
vs TCU	11/24/17	dnp	-	-	-	-	-	-	-	-	-	-	-	-	-	-	-	-	-	-
vs Maryland/St. Bonaventur	11/25/17	dnp	-	-	-	-	-	-	-	-	-	-	-	-	-	-	-	-	-	-
EVANSVILLE	11/29/17	dnp	-	-	-	-	-	-	-	-	-	-	-	-	-	-	-	-	-	-
at UTEP	12/02/17	dnp	-	-	-	-	-	-	-	-	-	-	-	-	-	-	-	-	-	-
at Colorado	12/06/17	dnp	-	-	-	-	-	-	-	-	-	-	-	-	-	-	-	-	-	-
NEW MEXICO STATE	12/09/17	dnp	-	-	-	-	-	-	-	-	-	-	-	-	-	-	-	-	-	-
ARIZONA	12/16/17	dnp	-	-	-	-	-	-	-	-	-	-	-	-	-	-	-	-	-	-
RICE	12/19/17	dnp	-	-	-	-	-	-	-	-	-	-	-	-	-	-	-	-	-	-
PRAIRIE VIEW A&M	12/22/17	dnp	-	-	-	-	-	-	-	-	-	-	-	-	-	-	-	-	-	-
AIR FORCE	12/27/17	dnp	-	-	-	-	-	-	-	-	-	-	-	-	-	-	-	-	-	-
at Nevada	12/30/17	dnp	-	-	-	-	-	-	-	-	-	-	-	-	-	-	-	-	-	-
at Boise State	01/03/18	dnp	-	-	-	-	-	-	-	-	-	-	-	-	-	-	-	-	-	-
SAN JOSÉ STATE	01/06/18	dnp	-	-	-	-	-	-	-	-	-	-	-	-	-	-	-	-	-	-
WYOMING	01/10/18	dnp	-	-	-	-	-	-	-	-	-	-	-	-	-	-	-	-	-	-
at Fresno State	01/13/18	dnp	-	-	-	-	-	-	-	-	-	-	-	-	-	-	-	-	-	-
at UNLV	01/17/18	dnp	-	-	-	-	-	-	-	-	-	-	-	-	-	-	-	-	-	-
SAN DIEGO STATE	01/20/18	dnp	-	-	-	-	-	-	-	-	-	-	-	-	-	-	-	-	-	-
COLORADO STATE	01/27/18	dnp	-	-	-	-	-	-	-	-	-	-	-	-	-	-	-	-	-	-
at Utah State	01/31/18	dnp	-	-	-	-	-	-	-	-	-	-	-	-	-	-	-	-	-	-
at San José State	02/03/18	dnp	-	-	-	-	-	-	-	-	-	-	-	-	-	-	-	-	-	-
BOISE STATE	02/06/18	dnp	-	-	-	-	-	-	-	-	-	-	-	-	-	-	-	-	-	-
at Air Force	02/10/18	dnp	-	-	-	-	-	-	-	-	-	-	-	-	-	-	-	-	-	-
UTAH STATE	02/14/18	dnp	-	-	-	-	-	-	-	-	-	-	-	-	-	-	-	-	-	-
at Wyoming	02/20/18	dnp	-	-	-	-	-	-	-	-	-	-	-	-	-	-	-	-	-	-
UNLV	02/25/18	dnp	-	-	-	-	-	-	-	-	-	-	-	-	-	-	-	-	-	-
at Colorado State	02/28/18	dnp	-	-	-	-	-	-	-	-	-	-	-	-	-	-	-	-	-	-
FRESNO STATE	03/03/18	dnp	-	-	-	-	-	-	-	-	-	-	-	-	-	-	-	-	-	-
Totals		4	113	22-45	.489	16-31	.516	12-19	.632	2	9	11	2.8	6	20	12	0	4	72	18.0

SEASON HIGHS

Points: 29 vs. Tennessee Tech (11-21-17)
FG: 8 (2x) Last time vs. Tennessee Tech (11-21-17)
FGA: 16 vs. Tennessee Tech (11-21-17)
3FG: 7 vs. Tennessee Tech (11-21-17)
3FGA: 11 vs. Tennessee Tech (11-21-17)
FT: 6 vs. Tennessee Tech (11-21-17)
FTA: 8 vs. Tennessee Tech (11-21-17)
Rebounds: 4 (2x) vs. Tennessee Tech (11-21-17)
Assists: 10 vs. Northern N.M. (11-11-17)
Blocks: N/A
Steals: 2 vs. Omaha (11-14-17)
Minutes Played: 34 vs. Tennessee Tech (11-21-17)

CAREER HIGHS AT UNM

Points: 29 vs. Tennessee Tech (11-21-17)
FG: 8 (2x) Last time vs. Tennessee Tech (11-21-17)
FGA: 16 vs. Tennessee Tech (11-21-17)
3FG: 7 vs. Tennessee Tech (11-21-17)
3FGA: 11 vs. Tennessee Tech (11-21-17)
FT: 6 vs. Tennessee Tech (11-21-17)
FTA: 8 vs. Tennessee Tech (11-21-17)
Rebounds: 4 (2x) vs. Tennessee Tech (11-21-17)
Assists: 10 vs. Northern N.M. (11-11-17)
Blocks: N/A
Steals: 2 vs. Omaha (11-14-17)
Minutes Played: 34 vs. Tennessee Tech (11-21-17)

CAREER STATISTICS

Season	gp-gs	min/avg	Total		3-Point		F-Throws		Rebounds				Scoring							
			fg-fga	pct	fg-fga	pct	ft-fita	pct	off	def	tot	avg	pf	fo	ast	to	blk	stl	pts	avg
2017-18	4-4	113/28.3	22-45	.489	16-31	.516	12-19	.632	2	9	11	2.8	6	0	20	12	0	4	72	18.0
TOTAL	4-4	113/28.3	22-45	.489	16-31	.516	12-19	.632	2	9	11	2.8	6	0	20	12	0	4	72	18.0



Sam Logwood

6'8" - Senior - Guard/Forward
Indianapolis, Ind. (La Lumiere HS)

2

NOTEWORTHY :

- Had career high 20 points in 2016-17 season opener against Idaho State
- Had first career double-double of 12 pts, 11 reb at Wyoming (2-25-17)
- Career highs of three blocks, four steals at San Diego State in 2015-16
- Career highs of seven boards, five assists against Wyoming in 2015-16
- Academic All-MW selection in 2015

GAME-BY-GAME STATISTICS

Opponent	Date	gs	min	fg-fga	pct	3fg-fga	pct	ft-fa	pct	off	def	tot	avg	pf	a	t/o	blk	stl	pts	avg
NORTHERN NEW MEXIC	11/11/17	*	17	6-8	.750	0-0	.000	2-2	1.000	1	5	6	6.0	2	2	0	0	3	14	14.0
NEBRASKA-OMAHA	11/14/17	*	23	4-11	.364	0-0	.000	10-11	.909	5	0	5	5.5	3	2	2	0	1	18	16.0
at New Mexico State	11/17/17	*	33	4-13	.308	0-1	.000	0-2	.000	3	4	7	6.0	3	2	5	0	0	8	13.3
TENNESSEE TECH	11/21/17	*	29	6-12	.500	0-0	.000	9-11	.818	3	2	5	5.8	1	0	3	0	1	21	15.3
vs TCU	11/24/17	dnp	-	-	-	-	-	-	-	-	-	-	-	-	-	-	-	-	-	-
vs Maryland/St. Bonaventur	11/25/17	dnp	-	-	-	-	-	-	-	-	-	-	-	-	-	-	-	-	-	-
EVANSVILLE	11/29/17	dnp	-	-	-	-	-	-	-	-	-	-	-	-	-	-	-	-	-	-
at UTEP	12/02/17	dnp	-	-	-	-	-	-	-	-	-	-	-	-	-	-	-	-	-	-
at Colorado	12/06/17	dnp	-	-	-	-	-	-	-	-	-	-	-	-	-	-	-	-	-	-
NEW MEXICO STATE	12/09/17	dnp	-	-	-	-	-	-	-	-	-	-	-	-	-	-	-	-	-	-
ARIZONA	12/16/17	dnp	-	-	-	-	-	-	-	-	-	-	-	-	-	-	-	-	-	-
RICE	12/19/17	dnp	-	-	-	-	-	-	-	-	-	-	-	-	-	-	-	-	-	-
PRAIRIE VIEW A&M	12/22/17	dnp	-	-	-	-	-	-	-	-	-	-	-	-	-	-	-	-	-	-
AIR FORCE	12/27/17	dnp	-	-	-	-	-	-	-	-	-	-	-	-	-	-	-	-	-	-
at Nevada	12/30/17	dnp	-	-	-	-	-	-	-	-	-	-	-	-	-	-	-	-	-	-
at Boise State	01/03/18	dnp	-	-	-	-	-	-	-	-	-	-	-	-	-	-	-	-	-	-
SAN JOSÉ STATE	01/06/18	dnp	-	-	-	-	-	-	-	-	-	-	-	-	-	-	-	-	-	-
WYOMING	01/10/18	dnp	-	-	-	-	-	-	-	-	-	-	-	-	-	-	-	-	-	-
at Fresno State	01/13/18	dnp	-	-	-	-	-	-	-	-	-	-	-	-	-	-	-	-	-	-
at UNLV	01/17/18	dnp	-	-	-	-	-	-	-	-	-	-	-	-	-	-	-	-	-	-
SAN DIEGO STATE	01/20/18	dnp	-	-	-	-	-	-	-	-	-	-	-	-	-	-	-	-	-	-
COLORADO STATE	01/27/18	dnp	-	-	-	-	-	-	-	-	-	-	-	-	-	-	-	-	-	-
at Utah State	01/31/18	dnp	-	-	-	-	-	-	-	-	-	-	-	-	-	-	-	-	-	-
at San José State	02/03/18	dnp	-	-	-	-	-	-	-	-	-	-	-	-	-	-	-	-	-	-
BOISE STATE	02/06/18	dnp	-	-	-	-	-	-	-	-	-	-	-	-	-	-	-	-	-	-
at Air Force	02/10/18	dnp	-	-	-	-	-	-	-	-	-	-	-	-	-	-	-	-	-	-
UTAH STATE	02/14/18	dnp	-	-	-	-	-	-	-	-	-	-	-	-	-	-	-	-	-	-
at Wyoming	02/20/18	dnp	-	-	-	-	-	-	-	-	-	-	-	-	-	-	-	-	-	-
UNLV	02/25/18	dnp	-	-	-	-	-	-	-	-	-	-	-	-	-	-	-	-	-	-
at Colorado State	02/28/18	dnp	-	-	-	-	-	-	-	-	-	-	-	-	-	-	-	-	-	-
FRESNO STATE	03/03/18	dnp	-	-	-	-	-	-	-	-	-	-	-	-	-	-	-	-	-	-
Totals		4	102	20-44	.455	0-1	.000	21-26	.808	12	11	23	5.8	9	6	10	0	5	61	15.3

SEASON HIGHS

Points: 21 vs. Tennessee Tech (11-21-17)
FG: 6 (2x) vs. Tennessee Tech (11-21-17)
FGA: 13 at New Mexico State (11-17-17)
3FG: N/A
3FGA: 1 at New Mexico State (11-17-17)
FT: 10 vs Omaha (11-14-17)
FTA: 11 (2x) Last time vs. Tennessee Tech (11-21-17)
Rebounds: 7 at New Mexico State (11-17-17)
Assists: 2 (3x) Last time at New Mexico State (11-17-17)
Blocks: N/A
Steals: 3 vs. Northern N.M. (11-11-17)
Minutes Played: 33 at New Mexico State (11-17-17)

CAREER HIGHS AT UNM

Points: 21 vs. Tennessee Tech (11-21-17)
FG: 7 (2x) Last time vs. Air Force (2-8-17)
FGA: 15 vs. Fresno State (2-18-17)
3FG: 2 (7x) Last time vs. SJISU (2-4-17)
3FGA: 6 vs. Air Force (3-11-15)
FT: 10 vs Omaha (11-14-17)
FTA: 11 (2x) Last time vs. Tennessee Tech (11-21-17)
Rebounds: 11 vs. Wyoming (2-25-17)
Assists: 6 vs. UTEP (12-7-16)
Blocks: 3 at San Diego State (2-6-16)
Steals: 4 (2x) Last time vs. UAPB (12-17-16)
Minutes Played: 41 at San Diego State (2-6-16)

CAREER STATISTICS

Season	gp-gs	min/avg	fg-fga	pct	fg-fga	pct	ft-fa	pct	off	def	tot	avg	pf	to	ast	to	blk	stl	pts	avg
2014-15	28-16	572/20.4	57-145	.393	17-55	.309	40-55	.727	24	52	76	2.7	46	0	31	29	3	9	171	6.1
2015-16	32-32	836/26.1	75-171	.439	17-43	.395	35-60	.583	37	93	130	4.1	78	2	58	49	14	24	202	6.3
2016-17	30-18	672/22.4	80-178	.449	10-25	.400	49-73	.671	20	84	104	3.5	50	1	33	41	4	22	219	7.3
2017-18	4-4	102/25.5	20-44	.455	0-1	.000	21-26	.808	12	11	23	5.8	9	0	6	10	0	5	61	15.3
TOTAL	94-70	2182/23.2	232-538	.431	44-124	.355	145-214	.678	93	240	333	3.5	183	3	128	129	21	60	653	6.9



Antino Jackson
 6'0" - Senior - Guard
 Houston, Texas (Akron)

3

NOTEWORTHY :

- Earned All-MAC Honorable Mention at Akron in 2015-16.
- Was the Zips second-leading scorer as a sophomore, averaging 11.8 ppg, 3.5 apg and 3.1 rpg.
- Finished his sophomore season with 25 double-digit performances.
- Set career-highs in points (23), assists (8) and rebounds (8) as a sophomore.
- Ranked among MAC leaders in six categories in 2015-16.

GAME-BY-GAME STATISTICS

Opponent	Date	qs	min	fg-fga	pct	3fg-fga	pct	ft-fa	pct	off	def	tot	avg	pf	a	t/o	blk	stl	pts	avg	
NORTHERN NEW MEXIC	11/11/17	*	21	4-7	.571	1-4	.250	3-3	1.000	0	1	1	1.0	3	6	5	0	1	12	12.0	
NEBRASKA-OMAHA	11/14/17	*	24	7-11	.636	5-7	.714	0-0	.000	0	4	4	2.5	2	5	3	0	3	19	15.5	
at New Mexico State	11/17/17	*	20	1-6	.167	1-4	.250	0-0	.000	0	0	0	1.7	1	0	1	0	0	3	11.3	
TENNESSEE TECH	11/21/17	*	18	3-9	.333	2-6	.333	0-0	.000	0	2	2	1.8	1	2	2	0	0	8	10.5	
vs TCU	11/24/17	dnp	-	-	-	-	-	-	-	-	-	-	-	-	-	-	-	-	-	-	
vs Maryland/St. Bonaventur	11/25/17	dnp	-	-	-	-	-	-	-	-	-	-	-	-	-	-	-	-	-	-	
EVANSVILLE	11/29/17	dnp	-	-	-	-	-	-	-	-	-	-	-	-	-	-	-	-	-	-	
at UTEP	12/02/17	dnp	-	-	-	-	-	-	-	-	-	-	-	-	-	-	-	-	-	-	
at Colorado	12/06/17	dnp	-	-	-	-	-	-	-	-	-	-	-	-	-	-	-	-	-	-	
NEW MEXICO STATE	12/09/17	dnp	-	-	-	-	-	-	-	-	-	-	-	-	-	-	-	-	-	-	
ARIZONA	12/16/17	dnp	-	-	-	-	-	-	-	-	-	-	-	-	-	-	-	-	-	-	
RICE	12/19/17	dnp	-	-	-	-	-	-	-	-	-	-	-	-	-	-	-	-	-	-	
PRAIRIE VIEW A&M	12/22/17	dnp	-	-	-	-	-	-	-	-	-	-	-	-	-	-	-	-	-	-	
AIR FORCE	12/27/17	dnp	-	-	-	-	-	-	-	-	-	-	-	-	-	-	-	-	-	-	
at Nevada	12/30/17	dnp	-	-	-	-	-	-	-	-	-	-	-	-	-	-	-	-	-	-	
at Boise State	01/03/18	dnp	-	-	-	-	-	-	-	-	-	-	-	-	-	-	-	-	-	-	
SAN JOSÉ STATE	01/06/18	dnp	-	-	-	-	-	-	-	-	-	-	-	-	-	-	-	-	-	-	
WYOMING	01/10/18	dnp	-	-	-	-	-	-	-	-	-	-	-	-	-	-	-	-	-	-	
at Fresno State	01/13/18	dnp	-	-	-	-	-	-	-	-	-	-	-	-	-	-	-	-	-	-	
at UNLV	01/17/18	dnp	-	-	-	-	-	-	-	-	-	-	-	-	-	-	-	-	-	-	
SAN DIEGO STATE	01/20/18	dnp	-	-	-	-	-	-	-	-	-	-	-	-	-	-	-	-	-	-	
COLORADO STATE	01/27/18	dnp	-	-	-	-	-	-	-	-	-	-	-	-	-	-	-	-	-	-	
at Utah State	01/31/18	dnp	-	-	-	-	-	-	-	-	-	-	-	-	-	-	-	-	-	-	
at San José State	02/03/18	dnp	-	-	-	-	-	-	-	-	-	-	-	-	-	-	-	-	-	-	
BOISE STATE	02/06/18	dnp	-	-	-	-	-	-	-	-	-	-	-	-	-	-	-	-	-	-	
at Air Force	02/10/18	dnp	-	-	-	-	-	-	-	-	-	-	-	-	-	-	-	-	-	-	
UTAH STATE	02/14/18	dnp	-	-	-	-	-	-	-	-	-	-	-	-	-	-	-	-	-	-	
at Wyoming	02/20/18	dnp	-	-	-	-	-	-	-	-	-	-	-	-	-	-	-	-	-	-	
UNLV	02/25/18	dnp	-	-	-	-	-	-	-	-	-	-	-	-	-	-	-	-	-	-	
at Colorado State	02/28/18	dnp	-	-	-	-	-	-	-	-	-	-	-	-	-	-	-	-	-	-	
FRESNO STATE	03/03/18	dnp	-	-	-	-	-	-	-	-	-	-	-	-	-	-	-	-	-	-	
Totals			4	83	15-33	.455	9-21	.429	3-3	1.000	0	7	7	1.8	7	13	11	0	4	42	10.5

SEASON HIGHS

Points: 19 vs Omaha (11-14-17)
FG: 7 vs Omaha (11-14-17)
FGA: 11 vs Omaha (11-14-17)
3FG: 5 vs Omaha (11-14-17)
3FGA: 7 vs Omaha (11-14-17)
FT: 3 vs. Northern N.M. (11-11-17)
FTA: 3 vs. Northern N.M. (11-11-17)
Rebounds: 4 vs Omaha (11-14-17)
Assists: 5 vs Omaha (11-14-17)
Blocks: N/A
Steals: 3 vs Omaha (11-14-17)
Minutes Played: 24 vs Omaha (11-14-17)

CAREER HIGHS AT UNM

Points: 19 vs Omaha (11-14-17)
FG: 7 vs Omaha (11-14-17)
FGA: 11 vs Omaha (11-14-17)
3FG: 5 vs Omaha (11-14-17)
3FGA: 7 vs Omaha (11-14-17)
FT: 3 vs. Northern N.M. (11-11-17)
FTA: 3 vs. Northern N.M. (11-11-17)
Rebounds: 4 vs Omaha (11-14-17)
Assists: 5 vs Omaha (11-14-17)
Blocks: N/A
Steals: 3 vs Omaha (11-14-17)
Minutes Played: 24 vs Omaha (11-14-17)

CAREER STATISTICS

Season	gp-gs	min/avg	Total		3-Point		F-Throws			Rebounds						Scoring				
			fg-fga	pct	fg-fga	pct	ft-fa	pct	off	def	tot	avg	pf	fo	ast	to	blk	stl	pts	avg
2017-18	4-4	83/20.8	15-33	.455	9-21	.429	3-3	1.000	0	7	7	1.8	7	0	13	11	0	4	42	10.5
TOTAL	4-4	83/20.8	15-33	.455	9-21	.429	3-3	1.000	0	7	7	1.8	7	0	13	11	0	4	42	10.5



Joe Furstinger
 6'9" - Senior - Forward
 Rancho Santa Margarita, Calif. (Santa Margarita Catholic HS)

5

NOTEWORTHY :

- Scored career-high nine points and had career-high 11 rebounds against Illinois State on 12-3-16.
- Had a career-high three field goals made in CSUN win on 11-25-16.
- Led all UNM bigs in assists by a wide margin in 2015-16.
- Played at the same high school as the Warrior's Klay Thompson.

GAME-BY-GAME STATISTICS

Opponent	Date	gs	min	fg-fga	pct	3fg-fga	pct	ft-fa	pct	off	def	tot	avg	pf	a	t/o	blk	stl	pts	avg	
NORTHERN NEW MEXIC	11/11/17	*	18	4-8	.500	0-2	.000	1-1	1.000	1	5	6	6.0	4	5	0	3	1	9	9.0	
NEBRASKA-OMAHA	11/14/17	*	24	3-6	.500	0-2	.000	5-5	1.000	2	6	8	7.0	3	2	5	4	1	11	10.0	
at New Mexico State	11/17/17	*	21	1-3	.333	0-1	.000	2-2	1.000	0	1	1	5.0	4	0	0	0	0	4	8.0	
TENNESSEE TECH	11/21/17	*	28	1-5	.200	0-1	.000	5-6	.833	2	7	9	6.0	1	2	1	4	0	7	7.8	
vs TCU	11/24/17	dnp	-	-	-	-	-	-	-	-	-	-	-	-	-	-	-	-	-	-	
vs Maryland/St. Bonaventur	11/25/17	dnp	-	-	-	-	-	-	-	-	-	-	-	-	-	-	-	-	-	-	
EVANSVILLE	11/29/17	dnp	-	-	-	-	-	-	-	-	-	-	-	-	-	-	-	-	-	-	
at UTEP	12/02/17	dnp	-	-	-	-	-	-	-	-	-	-	-	-	-	-	-	-	-	-	
at Colorado	12/06/17	dnp	-	-	-	-	-	-	-	-	-	-	-	-	-	-	-	-	-	-	
NEW MEXICO STATE	12/09/17	dnp	-	-	-	-	-	-	-	-	-	-	-	-	-	-	-	-	-	-	
ARIZONA	12/16/17	dnp	-	-	-	-	-	-	-	-	-	-	-	-	-	-	-	-	-	-	
RICE	12/19/17	dnp	-	-	-	-	-	-	-	-	-	-	-	-	-	-	-	-	-	-	
PRAIRIE VIEW A&M	12/22/17	dnp	-	-	-	-	-	-	-	-	-	-	-	-	-	-	-	-	-	-	
AIR FORCE	12/27/17	dnp	-	-	-	-	-	-	-	-	-	-	-	-	-	-	-	-	-	-	
at Nevada	12/30/17	dnp	-	-	-	-	-	-	-	-	-	-	-	-	-	-	-	-	-	-	
at Boise State	01/03/18	dnp	-	-	-	-	-	-	-	-	-	-	-	-	-	-	-	-	-	-	
SAN JOSÉ STATE	01/06/18	dnp	-	-	-	-	-	-	-	-	-	-	-	-	-	-	-	-	-	-	
WYOMING	01/10/18	dnp	-	-	-	-	-	-	-	-	-	-	-	-	-	-	-	-	-	-	
at Fresno State	01/13/18	dnp	-	-	-	-	-	-	-	-	-	-	-	-	-	-	-	-	-	-	
at UNLV	01/17/18	dnp	-	-	-	-	-	-	-	-	-	-	-	-	-	-	-	-	-	-	
SAN DIEGO STATE	01/20/18	dnp	-	-	-	-	-	-	-	-	-	-	-	-	-	-	-	-	-	-	
COLORADO STATE	01/27/18	dnp	-	-	-	-	-	-	-	-	-	-	-	-	-	-	-	-	-	-	
at Utah State	01/31/18	dnp	-	-	-	-	-	-	-	-	-	-	-	-	-	-	-	-	-	-	
at San José State	02/03/18	dnp	-	-	-	-	-	-	-	-	-	-	-	-	-	-	-	-	-	-	
BOISE STATE	02/06/18	dnp	-	-	-	-	-	-	-	-	-	-	-	-	-	-	-	-	-	-	
at Air Force	02/10/18	dnp	-	-	-	-	-	-	-	-	-	-	-	-	-	-	-	-	-	-	
UTAH STATE	02/14/18	dnp	-	-	-	-	-	-	-	-	-	-	-	-	-	-	-	-	-	-	
at Wyoming	02/20/18	dnp	-	-	-	-	-	-	-	-	-	-	-	-	-	-	-	-	-	-	
UNLV	02/25/18	dnp	-	-	-	-	-	-	-	-	-	-	-	-	-	-	-	-	-	-	
at Colorado State	02/28/18	dnp	-	-	-	-	-	-	-	-	-	-	-	-	-	-	-	-	-	-	
FRESNO STATE	03/03/18	dnp	-	-	-	-	-	-	-	-	-	-	-	-	-	-	-	-	-	-	
Totals			4	91	9-22	.409	0-6	.000	13-14	.929	5	19	24	6.0	12	9	6	11	2	31	7.8

SEASON HIGHS

Points: 11 vs. Omaha (11-14-17)
FG: 4 vs. Northern N.M. (11-11-17)
FGA: 8 vs. Northern N.M. (11-11-17)
3FG: 0
3FGA: 2 (2x) Last time vs. Omaha (11-14-17)
FT: 5 (2x) Last time vs. Tennessee Tech (11-21-17)
FTA: 6 vs. Tennessee Tech (11-21-17)
Rebounds: 9 vs. Tennessee Tech (11-21-17)
Assists: 5 vs. Northern N.M. (11-11-17)
Blocks: 4 (2x) Last time vs. Tennessee Tech (11-21-17)
Steals: 1 (2x) vs. Omaha (11-14-17)
Minutes Played: 28 vs. Tennessee Tech (11-21-17)

CAREER HIGHS AT UNM

Points: 11 vs. Omaha (11-14-17)
FG: 4 vs. Northern N.M. (11-11-17)
FGA: 8 vs. Northern N.M. (11-11-17)
3FG: 1 vs. New Mexico State (12-3-14)
3FGA: 2 (3x) Last time vs. Omaha (11-14-17)
FT: 5 (4x) Last time vs. Tennessee Tech (11-21-17)
FTA: 6 (3x) Last time vs. Tennessee Tech (11-21-17)
Rebounds: 11 vs. Illinois State (12-3-16)
Assists: 5 vs. Northern N.M. (11-11-17)
Blocks: 4 (4x) Last time vs. Tennessee Tech (11-21-17)
Steals: 2 (4x) Last time vs. Wyoming (1-21-17)
Minutes Played: 28 (2x) Last time vs. Tennessee Tech (11-21-17)

CAREER STATISTICS

Season	gp-gs	min/avg	fg-fga	pct	fg-fga	pct	ft-fa	pct	off	def	tot	avg	pf	fo	ast	to	blk	stl	pts	avg
2014-15	29-0	360/12.4	24-67	.358	1-10	.100	20-35	.571	20	37	57	2.0	53	1	22	16	15	4	69	2.4
2015-16	29-0	334/11.5	14-43	.326	0-1	.000	18-29	.621	15	41	56	1.9	55	0	13	16	19	15	46	1.6
2016-17	26-5	341/13.1	28-53	.528	0-0	.000	31-43	.721	32	44	76	2.9	59	1	15	19	20	9	87	3.3
2017-18	4-4	91/22.8	9-22	.409	0-6	.000	13-14	.929	5	19	24	6.0	12	0	9	6	11	2	31	7.8
TOTAL	88-9	1126/12.8	75-185	.405	1-17	.059	82-121	.678	72	141	213	2.4	179	2	59	57	65	30	233	2.6



Makuach Maluach
 6'5" - Freshman - Guard/Forward
 Sydney, Australia (Newington College)

10

NOTEWORTHY :

- Played prep ball at Newington College in Stanmore, NSW, Australia
- Graduated in 2017
- Member of Australian Junior National Team in the FIBA U18 Oceania Championships.

GAME-BY-GAME STATISTICS

Opponent	Date	qs	min	fg-fga	pct	3fg-fga	pct	ft-fa	pct	off	def	tot	avg	pf	a	t/o	blk	stl	pts	avg
NORTHERN NEW MEXIC	11/11/17	21	21	7-7	1.000	0-0	.000	4-5	.800	2	2	4	4.0	0	1	0	1	1	18	18.0
NEBRASKA-OMAHA	11/14/17	18	18	4-7	.571	1-2	.500	0-0	.000	0	5	5	4.5	2	1	1	0	0	9	13.5
at New Mexico State	11/17/17	9	9	1-1	1.000	1-1	1.000	0-0	.000	0	0	0	3.0	1	0	2	0	0	3	10.0
TENNESSEE TECH	11/21/17	12	12	1-3	.333	0-1	.000	2-2	1.000	0	0	0	2.3	1	0	0	0	1	4	8.5
vs TCU	11/24/17	dnp	-	-	-	-	-	-	-	-	-	-	-	-	-	-	-	-	-	-
vs Maryland/St. Bonaventur	11/25/17	dnp	-	-	-	-	-	-	-	-	-	-	-	-	-	-	-	-	-	-
EVANSVILLE	11/29/17	dnp	-	-	-	-	-	-	-	-	-	-	-	-	-	-	-	-	-	-
at UTEP	12/02/17	dnp	-	-	-	-	-	-	-	-	-	-	-	-	-	-	-	-	-	-
at Colorado	12/06/17	dnp	-	-	-	-	-	-	-	-	-	-	-	-	-	-	-	-	-	-
NEW MEXICO STATE	12/09/17	dnp	-	-	-	-	-	-	-	-	-	-	-	-	-	-	-	-	-	-
ARIZONA	12/16/17	dnp	-	-	-	-	-	-	-	-	-	-	-	-	-	-	-	-	-	-
RICE	12/19/17	dnp	-	-	-	-	-	-	-	-	-	-	-	-	-	-	-	-	-	-
PRAIRIE VIEW A&M	12/22/17	dnp	-	-	-	-	-	-	-	-	-	-	-	-	-	-	-	-	-	-
AIR FORCE	12/27/17	dnp	-	-	-	-	-	-	-	-	-	-	-	-	-	-	-	-	-	-
at Nevada	12/30/17	dnp	-	-	-	-	-	-	-	-	-	-	-	-	-	-	-	-	-	-
at Boise State	01/03/18	dnp	-	-	-	-	-	-	-	-	-	-	-	-	-	-	-	-	-	-
SAN JOSÉ STATE	01/06/18	dnp	-	-	-	-	-	-	-	-	-	-	-	-	-	-	-	-	-	-
WYOMING	01/10/18	dnp	-	-	-	-	-	-	-	-	-	-	-	-	-	-	-	-	-	-
at Fresno State	01/13/18	dnp	-	-	-	-	-	-	-	-	-	-	-	-	-	-	-	-	-	-
at UNLV	01/17/18	dnp	-	-	-	-	-	-	-	-	-	-	-	-	-	-	-	-	-	-
SAN DIEGO STATE	01/20/18	dnp	-	-	-	-	-	-	-	-	-	-	-	-	-	-	-	-	-	-
COLORADO STATE	01/27/18	dnp	-	-	-	-	-	-	-	-	-	-	-	-	-	-	-	-	-	-
at Utah State	01/31/18	dnp	-	-	-	-	-	-	-	-	-	-	-	-	-	-	-	-	-	-
at San José State	02/03/18	dnp	-	-	-	-	-	-	-	-	-	-	-	-	-	-	-	-	-	-
BOISE STATE	02/06/18	dnp	-	-	-	-	-	-	-	-	-	-	-	-	-	-	-	-	-	-
at Air Force	02/10/18	dnp	-	-	-	-	-	-	-	-	-	-	-	-	-	-	-	-	-	-
UTAH STATE	02/14/18	dnp	-	-	-	-	-	-	-	-	-	-	-	-	-	-	-	-	-	-
at Wyoming	02/20/18	dnp	-	-	-	-	-	-	-	-	-	-	-	-	-	-	-	-	-	-
UNLV	02/25/18	dnp	-	-	-	-	-	-	-	-	-	-	-	-	-	-	-	-	-	-
at Colorado State	02/28/18	dnp	-	-	-	-	-	-	-	-	-	-	-	-	-	-	-	-	-	-
FRESNO STATE	03/03/18	dnp	-	-	-	-	-	-	-	-	-	-	-	-	-	-	-	-	-	-
Totals		0	60	13-18	.722	2-4	.500	6-7	.857	2	7	9	2.3	4	2	3	1	2	34	8.5

SEASON HIGHS

Points: 18 vs. Northern N.M. (11-11-17)
FG: 7 vs. Northern N.M. (11-11-17)
FGA: 7 (2x) vs. Omaha (11-14-17)
3FG: 1 (2x) at New Mexico State (11-17-17)
3FGA: 2 vs. Omaha (11-14-17)
FT: 4 vs. Northern N.M. (11-11-17)
FTA: 5 vs. Northern N.M. (11-11-17)
Rebounds: 5 vs. Omaha (11-14-17)
Assists: 1 (2x) vs. Omaha (11-14-17)
Blocks: 1 vs. Northern N.M. (11-11-17)
Steals: 1 (2x) Last time vs. Tennessee Tech (11-21-17)
Minutes Played: 21 vs. Northern N.M. (11-11-17)

CAREER HIGHS AT UNM

Points: 18 vs. Northern N.M. (11-11-17)
FG: 7 vs. Northern N.M. (11-11-17)
FGA: 7 (2x) vs. Omaha (11-14-17)
3FG: 1 (2x) at New Mexico State (11-17-17)
3FGA: 2 vs. Omaha (11-14-17)
FT: 4 vs. Northern N.M. (11-11-17)
FTA: 5 vs. Northern N.M. (11-11-17)
Rebounds: 5 vs. Omaha (11-14-17)
Assists: 1 (2x) vs. Omaha (11-14-17)
Blocks: 1 vs. Northern N.M. (11-11-17)
Steals: 1 (2x) Last time vs. Tennessee Tech (11-21-17)
Minutes Played: 21 vs. Northern N.M. (11-11-17)

CAREER STATISTICS

Season	gp-gs	min/avg	Total		3-Point		F-Throws		Rebounds				Scoring							
			fg-fga	pct	fg-fga	pct	ft-fa	pct	off	def	tot	avg	pf	fo	ast	to	blk	stl	pts	avg
2017-18	4-0	60/15.0	13-18	.722	2-4	.500	6-7	.857	2	7	9	2.3	4	0	2	3	1	2	34	8.5
TOTAL	4-0	60/15.0	13-18	.722	2-4	.500	6-7	.857	2	7	9	2.3	4	0	2	3	1	2	34	8.5



Jachai Simmons

6'7" - Junior - Guard/Forward
Plainfield, N.J. (Midland College)

11

NOTEWORTHY :

- Averaged 14.4 ppg and 6.6 rpg at Midland Junior College as a freshman, earning him All-Conference honors
- Named All-Conference Honorable Mention in 2016-17 averaging 11.7 ppg, 3.5 rpg while shooting 41.2 percent from the floor.
- Received his associates degree in May
- Has a twin sister, Janela, also lettered in football in high school

GAME-BY-GAME STATISTICS

Opponent	Date	gs	min	fg-fga	pct	3fg-fga	pct	ft-fa	pct	off	def	tot	avg	pf	a	t/o	blk	stl	pts	avg
NORTHERN NEW MEXIC	11/11/17	18	3-7	.429	0-3	.000	0-0	.000	1	2	3	3.0	0	4	4	2	3	6	6.0	
NEBRASKA-OMAHA	11/14/17	12	1-4	.250	0-1	.000	0-0	.000	2	2	4	3.5	0	0	1	1	0	2	4.0	
at New Mexico State	11/17/17	15	1-1	1.000	0-0	.000	0-0	.000	0	0	0	2.3	1	0	0	0	0	2	3.3	
TENNESSEE TECH	11/21/17	8	2-3	.667	1-2	.500	0-0	.000	0	0	0	1.8	4	0	1	0	0	5	3.8	
vs TCU	11/24/17	dnp	-	-	-	-	-	-	-	-	-	-	-	-	-	-	-	-	-	-
vs Maryland/St. Bonaventur	11/25/17	dnp	-	-	-	-	-	-	-	-	-	-	-	-	-	-	-	-	-	-
EVANSVILLE	11/29/17	dnp	-	-	-	-	-	-	-	-	-	-	-	-	-	-	-	-	-	-
at UTEP	12/02/17	dnp	-	-	-	-	-	-	-	-	-	-	-	-	-	-	-	-	-	-
at Colorado	12/06/17	dnp	-	-	-	-	-	-	-	-	-	-	-	-	-	-	-	-	-	-
NEW MEXICO STATE	12/09/17	dnp	-	-	-	-	-	-	-	-	-	-	-	-	-	-	-	-	-	-
ARIZONA	12/16/17	dnp	-	-	-	-	-	-	-	-	-	-	-	-	-	-	-	-	-	-
RICE	12/19/17	dnp	-	-	-	-	-	-	-	-	-	-	-	-	-	-	-	-	-	-
PRAIRIE VIEW A&M	12/22/17	dnp	-	-	-	-	-	-	-	-	-	-	-	-	-	-	-	-	-	-
AIR FORCE	12/27/17	dnp	-	-	-	-	-	-	-	-	-	-	-	-	-	-	-	-	-	-
at Nevada	12/30/17	dnp	-	-	-	-	-	-	-	-	-	-	-	-	-	-	-	-	-	-
at Boise State	01/03/18	dnp	-	-	-	-	-	-	-	-	-	-	-	-	-	-	-	-	-	-
SAN JOSÉ STATE	01/06/18	dnp	-	-	-	-	-	-	-	-	-	-	-	-	-	-	-	-	-	-
WYOMING	01/10/18	dnp	-	-	-	-	-	-	-	-	-	-	-	-	-	-	-	-	-	-
at Fresno State	01/13/18	dnp	-	-	-	-	-	-	-	-	-	-	-	-	-	-	-	-	-	-
at UNLV	01/17/18	dnp	-	-	-	-	-	-	-	-	-	-	-	-	-	-	-	-	-	-
SAN DIEGO STATE	01/20/18	dnp	-	-	-	-	-	-	-	-	-	-	-	-	-	-	-	-	-	-
COLORADO STATE	01/27/18	dnp	-	-	-	-	-	-	-	-	-	-	-	-	-	-	-	-	-	-
at Utah State	01/31/18	dnp	-	-	-	-	-	-	-	-	-	-	-	-	-	-	-	-	-	-
at San José State	02/03/18	dnp	-	-	-	-	-	-	-	-	-	-	-	-	-	-	-	-	-	-
BOISE STATE	02/06/18	dnp	-	-	-	-	-	-	-	-	-	-	-	-	-	-	-	-	-	-
at Air Force	02/10/18	dnp	-	-	-	-	-	-	-	-	-	-	-	-	-	-	-	-	-	-
UTAH STATE	02/14/18	dnp	-	-	-	-	-	-	-	-	-	-	-	-	-	-	-	-	-	-
at Wyoming	02/20/18	dnp	-	-	-	-	-	-	-	-	-	-	-	-	-	-	-	-	-	-
UNLV	02/25/18	dnp	-	-	-	-	-	-	-	-	-	-	-	-	-	-	-	-	-	-
at Colorado State	02/28/18	dnp	-	-	-	-	-	-	-	-	-	-	-	-	-	-	-	-	-	-
FRESNO STATE	03/03/18	dnp	-	-	-	-	-	-	-	-	-	-	-	-	-	-	-	-	-	-
Totals		0	53	7-15	.467	1-6	.167	0-0	.000	3	4	7	1.8	5	4	6	3	3	15	3.8

SEASON HIGHS

Points: 8 vs. Tennessee Tech (11-21-17)
FG: 3 vs. Northern N.M. (11-11-17)
FGA: 7 vs. Northern N.M. (11-11-17)
3FG: 1 vs. Tennessee Tech (11-21-17)
3FGA: 3 vs. Northern N.M. (11-11-17)
FT: N/A
FTA: N/A
Rebounds: 4 vs. Omaha (11-14-17)
Assists: 4 vs. Northern N.M. (11-11-17)
Blocks: 2 vs. Northern N.M. (11-11-17)
Steals: 3 vs. Northern N.M. (11-11-17)
Minutes Played: 18 vs. Northern N.M. (11-11-17)

CAREER HIGHS AT UNM

Points: 8 vs. Tennessee Tech (11-21-17)
FG: 3 vs. Northern N.M. (11-11-17)
FGA: 7 vs. Northern N.M. (11-11-17)
3FG: 1 vs. Tennessee Tech (11-21-17)
3FGA: 3 vs. Northern N.M. (11-11-17)
FT: N/A
FTA: N/A
Rebounds: 4 vs. Omaha (11-14-17)
Assists: 4 vs. Northern N.M. (11-11-17)
Blocks: 2 vs. Northern N.M. (11-11-17)
Steals: 3 vs. Northern N.M. (11-11-17)
Minutes Played: 18 vs. Northern N.M. (11-11-17)

CAREER STATISTICS

Season	gp-gs	min/avg	Total		3-Point		F-Throws		Rebounds				Scoring							
			fg-fga	pct	fg-fga	pct	ft-fa	pct	off	def	tot	avg	pf	fo	ast	to	blk	stl	pts	avg
2017-18	4-0	53/13.3	7-15	.467	1-6	.167	0-0	.000	3	4	7	1.8	5	0	4	6	3	3	15	3.8
TOTAL	4-0	53/13.3	7-15	.467	1-6	.167	0-0	.000	3	4	7	1.8	5	0	4	6	3	3	15	3.8



JaQuan Lyle
6'5" - Junior - Guard
Evansville, Ind. (Ohio State)

13

NOTEWORTHY :

- Played in 35 games with 31 starts at guard at Ohio State
- Averaged 11.2 points in his freshman season, fourth leading scorer on team
- Led the Buckeyes in assists (147) for the 2015-16 season and again in 2016-17 (142).
- In 2016-17, third leading scorer with 11.4 ppg, shot 45.8% from the field and 40.7% from three as a sophomore.

GAME-BY-GAME STATISTICS

Will not play in 2017-18 due to NCAA transfer rules.

SEASON HIGHS

Points: N/A
FG: N/A
FGA: N/A
3FG: N/A
3FGA: N/A
FT: N/A
FTA: N/A
Rebounds: N/A
Assists: N/A
Blocks: N/A
Steals: N/A
Minutes Played: N/A

CAREER HIGHS AT UNM

Points: N/A
FG: N/A
FGA: N/A
3FG: N/A
3FGA: N/A
FT: N/A
FTA: N/A
Rebounds: N/A
Assists: N/A
Blocks: N/A
Steals: N/A
Minutes Played: N/A

CAREER STATISTICS



Dane Kuiper

6'7" - Junior - Guard/Forward
Wasilla, Alaska (Corona del Sol HS (Ariz.))

14

NOTEWORTHY :

- Set career-highs of 17 points, field goals attempted (10) and minutes (37) against UNLV on 1-10-17
- Academic All-MW selection
- Rated as the top player in Arizona for the 2015 recruiting class
- Helped guide Tempe Corona del Sol to a pair of state championships
- One of five NCAA Division I players from the 2014-15 Corona del Sol Aztecs

GAME-BY-GAME STATISTICS

Opponent	Date	gs	min	fg-fga	pct	3fg-fga	pct	ft-fa	pct	off	def	tot	avg	pf	a	t/o	blk	stl	pts	avg	
NORTHERN NEW MEXIC	11/11/17	*	19	5-9	.556	3-5	.600	4-4	1.000	2	2	4	4.0	3	4	0	0	2	17	17.0	
NEBRASKA-OMAHA	11/14/17	*	19	0-3	.000	0-3	.000	0-0	.000	0	1	1	2.5	1	2	0	0	0	0	8.5	
at New Mexico State	11/17/17	*	21	1-6	.167	0-4	.000	1-2	.500	0	4	4	3.0	2	1	2	0	1	3	6.7	
TENNESSEE TECH	11/21/17	*	25	2-9	.222	2-8	.250	0-0	.000	0	2	2	2.8	3	5	2	0	2	6	6.5	
vs TCU	11/24/17	dnp	-	-	-	-	-	-	-	-	-	-	-	-	-	-	-	-	-	-	
vs Maryland/St. Bonaventur	11/25/17	dnp	-	-	-	-	-	-	-	-	-	-	-	-	-	-	-	-	-	-	
EVANSVILLE	11/29/17	dnp	-	-	-	-	-	-	-	-	-	-	-	-	-	-	-	-	-	-	
at UTEP	12/02/17	dnp	-	-	-	-	-	-	-	-	-	-	-	-	-	-	-	-	-	-	
at Colorado	12/06/17	dnp	-	-	-	-	-	-	-	-	-	-	-	-	-	-	-	-	-	-	
NEW MEXICO STATE	12/09/17	dnp	-	-	-	-	-	-	-	-	-	-	-	-	-	-	-	-	-	-	
ARIZONA	12/16/17	dnp	-	-	-	-	-	-	-	-	-	-	-	-	-	-	-	-	-	-	
RICE	12/19/17	dnp	-	-	-	-	-	-	-	-	-	-	-	-	-	-	-	-	-	-	
PRAIRIE VIEW A&M	12/22/17	dnp	-	-	-	-	-	-	-	-	-	-	-	-	-	-	-	-	-	-	
AIR FORCE	12/27/17	dnp	-	-	-	-	-	-	-	-	-	-	-	-	-	-	-	-	-	-	
at Nevada	12/30/17	dnp	-	-	-	-	-	-	-	-	-	-	-	-	-	-	-	-	-	-	
at Boise State	01/03/18	dnp	-	-	-	-	-	-	-	-	-	-	-	-	-	-	-	-	-	-	
SAN JOSÉ STATE	01/06/18	dnp	-	-	-	-	-	-	-	-	-	-	-	-	-	-	-	-	-	-	
WYOMING	01/10/18	dnp	-	-	-	-	-	-	-	-	-	-	-	-	-	-	-	-	-	-	
at Fresno State	01/13/18	dnp	-	-	-	-	-	-	-	-	-	-	-	-	-	-	-	-	-	-	
at UNLV	01/17/18	dnp	-	-	-	-	-	-	-	-	-	-	-	-	-	-	-	-	-	-	
SAN DIEGO STATE	01/20/18	dnp	-	-	-	-	-	-	-	-	-	-	-	-	-	-	-	-	-	-	
COLORADO STATE	01/27/18	dnp	-	-	-	-	-	-	-	-	-	-	-	-	-	-	-	-	-	-	
at Utah State	01/31/18	dnp	-	-	-	-	-	-	-	-	-	-	-	-	-	-	-	-	-	-	
at San José State	02/03/18	dnp	-	-	-	-	-	-	-	-	-	-	-	-	-	-	-	-	-	-	
BOISE STATE	02/06/18	dnp	-	-	-	-	-	-	-	-	-	-	-	-	-	-	-	-	-	-	
at Air Force	02/10/18	dnp	-	-	-	-	-	-	-	-	-	-	-	-	-	-	-	-	-	-	
UTAH STATE	02/14/18	dnp	-	-	-	-	-	-	-	-	-	-	-	-	-	-	-	-	-	-	
at Wyoming	02/20/18	dnp	-	-	-	-	-	-	-	-	-	-	-	-	-	-	-	-	-	-	
UNLV	02/25/18	dnp	-	-	-	-	-	-	-	-	-	-	-	-	-	-	-	-	-	-	
at Colorado State	02/28/18	dnp	-	-	-	-	-	-	-	-	-	-	-	-	-	-	-	-	-	-	
FRESNO STATE	03/03/18	dnp	-	-	-	-	-	-	-	-	-	-	-	-	-	-	-	-	-	-	
Totals			4	84	8-27	.296	5-20	.250	5-6	.833	2	9	11	2.8	9	12	4	0	5	26	6.5

SEASON HIGHS

Points: 17 vs. Northern N.M. (11-11-17)
FG: 5 vs. Northern N.M. (11-11-17)
FGA: 9 (2x) Last time vs. Tennessee Tech (11-21-17)
3FG: 3 vs. Northern N.M. (11-11-17)
3FGA: 8 vs. Tennessee Tech (11-21-17)
FT: 4 vs. Northern N.M. (11-11-17)
FTA: 4 vs. Northern N.M. (11-11-17)
Rebounds: 4 (2x) Last time at New Mexico State (11-17-17)
Assists: 5 vs. Tennessee Tech (11-21-17)
Blocks: N/A
Steals: 2 (2x) Last time vs. Tennessee Tech (11-21-17)
Minutes Played: 25 vs. Tennessee Tech (11-21-17)

CAREER HIGHS AT UNM

Points: 17 (2x) Last time vs. Northern N.M. (11-11-17)
FG: 6 (2x) Last time vs. UNLV (1-10-17)
FGA: 10 vs. UNLV (1-10-17)
3FG: 4 vs. Air Force (2-8-17)
3FGA: 8 vs. Tennessee Tech (11-21-17)
FT: 4 (2x) Last time vs. Northern N.M. (11-11-17)
FTA: 4 (3x) Last time vs. Northern N.M. (11-11-17)
Rebounds: 8 vs. SDSU (1-1-17)
Assists: 5 (2x) Last time vs. Tennessee Tech (11-21-17)
Blocks: 2, Twice
Steals: 2 (4x) Last time vs. Tennessee Tech (11-21-17)
Minutes Played: 37 vs. UNLV (1-10-17)

CAREER STATISTICS

Season	gp-gs	min/avg	fg-fga	pct	fg-fga	pct	ft-fa	pct	off	def	tot	avg	pf	fo	ast	to	blk	stl	pts	avg
2015-16	25-0	207/8.3	12-37	.324	6-18	.333	7-9	.778	3	23	26	1.0	22	1	20	9	8	6	37	1.5
2016-17	26-13	560/21.5	57-131	.435	23-61	.377	18-23	.783	15	55	70	2.7	69	4	35	22	7	20	155	6.0
2017-18	4-4	84/21.0	8-27	.296	5-20	.250	5-6	.833	2	9	11	2.8	9	0	12	4	0	5	26	6.5
TOTAL	55-17	851/15.5	77-195	.395	34-99	.343	30-38	.789	20	87	107	1.9	100	5	67	35	15	31	218	4.0



Vladimir Pinchuk
 6'10" - Freshman - Forward/Center
 Schwelm, Germany (Maerkischies Gym. Schwelm)

15

NOTEWORTHY :

- Graduated from Maerkischies Gym. Schwelm in 2017
- Played club for EU Baskets Schwelm Juniors and Phoenix Hagen Youngstars
- Father played professionally in Europe and has a World-Championship silver medal with the UdSSR
- Speaks four different languages: German, English, Russian and French

GAME-BY-GAME STATISTICS

Opponent	Date	qs	min	fg-fga	pct	3fg-fga	pct	ft-fa	pct	off	def	tot	avg	pf	a	t/o	blk	stl	pts	avg
NORTHERN NEW MEXIC	11/11/17	23	23	6-6	1.000	0-0	.000	0-0	.000	1	6	7	7.0	3	0	1	0	1	12	12.0
NEBRASKA-OMAHA	11/14/17	13	13	1-3	.333	0-0	.000	0-1	.000	3	2	5	6.0	4	1	2	0	0	2	7.0
at New Mexico State	11/17/17	16	16	4-5	.800	0-0	.000	1-2	.500	1	1	2	4.7	1	0	1	0	0	9	7.7
TENNESSEE TECH	11/21/17	11	11	0-0	.000	0-0	.000	2-2	1.000	2	2	4	4.5	5	0	0	1	0	2	6.3
vs TCU	11/24/17	dnp	-	-	-	-	-	-	-	-	-	-	-	-	-	-	-	-	-	-
vs Maryland/St. Bonaventur	11/25/17	dnp	-	-	-	-	-	-	-	-	-	-	-	-	-	-	-	-	-	-
EVANSVILLE	11/29/17	dnp	-	-	-	-	-	-	-	-	-	-	-	-	-	-	-	-	-	-
at UTEP	12/02/17	dnp	-	-	-	-	-	-	-	-	-	-	-	-	-	-	-	-	-	-
at Colorado	12/06/17	dnp	-	-	-	-	-	-	-	-	-	-	-	-	-	-	-	-	-	-
NEW MEXICO STATE	12/09/17	dnp	-	-	-	-	-	-	-	-	-	-	-	-	-	-	-	-	-	-
ARIZONA	12/16/17	dnp	-	-	-	-	-	-	-	-	-	-	-	-	-	-	-	-	-	-
RICE	12/19/17	dnp	-	-	-	-	-	-	-	-	-	-	-	-	-	-	-	-	-	-
PRAIRIE VIEW A&M	12/22/17	dnp	-	-	-	-	-	-	-	-	-	-	-	-	-	-	-	-	-	-
AIR FORCE	12/27/17	dnp	-	-	-	-	-	-	-	-	-	-	-	-	-	-	-	-	-	-
at Nevada	12/30/17	dnp	-	-	-	-	-	-	-	-	-	-	-	-	-	-	-	-	-	-
at Boise State	01/03/18	dnp	-	-	-	-	-	-	-	-	-	-	-	-	-	-	-	-	-	-
SAN JOSÉ STATE	01/06/18	dnp	-	-	-	-	-	-	-	-	-	-	-	-	-	-	-	-	-	-
WYOMING	01/10/18	dnp	-	-	-	-	-	-	-	-	-	-	-	-	-	-	-	-	-	-
at Fresno State	01/13/18	dnp	-	-	-	-	-	-	-	-	-	-	-	-	-	-	-	-	-	-
at UNLV	01/17/18	dnp	-	-	-	-	-	-	-	-	-	-	-	-	-	-	-	-	-	-
SAN DIEGO STATE	01/20/18	dnp	-	-	-	-	-	-	-	-	-	-	-	-	-	-	-	-	-	-
COLORADO STATE	01/27/18	dnp	-	-	-	-	-	-	-	-	-	-	-	-	-	-	-	-	-	-
at Utah State	01/31/18	dnp	-	-	-	-	-	-	-	-	-	-	-	-	-	-	-	-	-	-
at San José State	02/03/18	dnp	-	-	-	-	-	-	-	-	-	-	-	-	-	-	-	-	-	-
BOISE STATE	02/06/18	dnp	-	-	-	-	-	-	-	-	-	-	-	-	-	-	-	-	-	-
at Air Force	02/10/18	dnp	-	-	-	-	-	-	-	-	-	-	-	-	-	-	-	-	-	-
UTAH STATE	02/14/18	dnp	-	-	-	-	-	-	-	-	-	-	-	-	-	-	-	-	-	-
at Wyoming	02/20/18	dnp	-	-	-	-	-	-	-	-	-	-	-	-	-	-	-	-	-	-
UNLV	02/25/18	dnp	-	-	-	-	-	-	-	-	-	-	-	-	-	-	-	-	-	-
at Colorado State	02/28/18	dnp	-	-	-	-	-	-	-	-	-	-	-	-	-	-	-	-	-	-
FRESNO STATE	03/03/18	dnp	-	-	-	-	-	-	-	-	-	-	-	-	-	-	-	-	-	-
Totals		0	63	11-14	.786	0-0	.000	3-5	.600	7	11	18	4.5	13	1	4	1	1	25	6.3

SEASON HIGHS

Points: 12 vs. Northern N.M. (11-11-17)
FG: 6 vs. Northern N.M. (11-11-17)
FGA: 6 vs. Northern N.M. (11-11-17)
3FG: N/A
3FGA: N/A
FT: 2 vs. Tennessee Tech (11-21-17)
FTA: 2 (2x) vs. Tennessee Tech (11-21-17)
Rebounds: 7 vs. Northern N.M. (11-11-17)
Assists: 1 vs. Omaha (11-14-17)
Blocks: 1 vs. Tennessee Tech (11-21-17)
Steals: 1 vs. Northern N.M. (11-11-17)
Minutes Played: 23 vs. Northern N.M. (11-11-17)

CAREER HIGHS AT UNM

Points: 12 vs. Northern N.M. (11-11-17)
FG: 6 vs. Northern N.M. (11-11-17)
FGA: 6 vs. Northern N.M. (11-11-17)
3FG: N/A
3FGA: N/A
FT: 2 vs. Tennessee Tech (11-21-17)
FTA: 2 (2x) vs. Tennessee Tech (11-21-17)
Rebounds: 7 vs. Northern N.M. (11-11-17)
Assists: 1 vs. Omaha (11-14-17)
Blocks: 1 vs. Tennessee Tech (11-21-17)
Steals: 1 vs. Northern N.M. (11-11-17)
Minutes Played: 23 vs. Northern N.M. (11-11-17)

CAREER STATISTICS

Season	gp-gs	min/avg	Total		3-Point		F-Throws		Rebounds					Scoring						
			fg-fga	pct	fg-fga	pct	ft-fa	pct	off	def	tot	avg	pf	fo	ast	to	blk	stl	pts	avg
2017-18	4-0	63/15.8	11-14	.786	0-0	.000	3-5	.600	7	11	18	4.5	13	1	1	4	1	1	25	6.3
TOTAL	4-0	63/15.8	11-14	.786	0-0	.000	3-5	.600	7	11	18	4.5	13	1	1	4	1	1	25	6.3



Vance Jackson
 6'9" - Sophomore - Forward
 Los Angeles, Calif. (UConn)

22

NOTEWORTHY :

- Averaged 8.1 points per game as a freshman at UCONN in 2016-17
- Made 21 starts in 32 appearances
- Shot 40.9 percent from the field, 39.7 from three and 67.6 from the FT line
- Reached double figures in 13 games, led the team twice in scoring
- Led Huskies in steals five times, blocks once and assists three times
- Netted 12 points in win vs Houston in AAC quarterfinals, ACC Rookie of the Week

GAME-BY-GAME STATISTICS

Will not play in 2017-18 due to NCAA transfer rules.

SEASON HIGHS

Points: N/A
 FG: N/A
 FGA: N/A
 3FG: N/A
 3FGA: N/A
 FT: N/A
 FTA: N/A
 Rebounds: N/A
 Assists: N/A
 Blocks: N/A
 Steals: N/A
 Minutes Played: N/A

CAREER HIGHS AT UNM

Points: N/A
 FG: N/A
 FGA: N/A
 3FG: N/A
 3FGA: N/A
 FT: N/A
 FTA: N/A
 Rebounds: N/A
 Assists: N/A
 Blocks: N/A
 Steals: N/A
 Minutes Played: N/A

CAREER STATISTICS



Troy Simons
 6'3" - Junior - Guard
 Pittsburgh, Penn. (Polk State)

31

NOTEWORTHY :

- National Junior College Scoring Champion in 2016-17, shot 40.6% from the floor
- Averaged 26.3 points per game over 26 games, shot 40.9% from 3-pt range
- First Team All-Suncoast Conference and earned a spot on the FCSAA/NJCAA Region VIII All-State Team
- Played in the 2017 NJCAA Men's Basketball Coaches Association All-Star Game on 4/29/17 in Las Vegas

GAME-BY-GAME STATISTICS

Opponent	Date	gs	min	fg-fga	pct	3fg-fga	pct	ft-fa	pct	off	def	tot	avg	pf	a	t/o	blk	stl	pts	avg
NORTHERN NEW MEXIC	11/11/17	20	7-10	.700	3-6	.500	2-2	1.000	3	4	7	7.0	2	3	3	0	5	19	19.0	
NEBRASKA-OMAHA	11/14/17	22	8-16	.500	6-11	.545	2-2	1.000	3	2	5	6.0	1	4	2	0	4	24	21.5	
at New Mexico State	11/17/17	17	0-4	.000	0-1	.000	0-0	.000	1	1	2	4.7	4	0	1	1	1	0	14.3	
TENNESSEE TECH	11/21/17	12	1-5	.200	1-4	.250	0-0	.000	0	1	1	3.8	2	2	1	0	1	3	11.5	
vs TCU	11/24/17	dnp	-	-	-	-	-	-	-	-	-	-	-	-	-	-	-	-	-	-
vs Maryland/St. Bonaventur	11/25/17	dnp	-	-	-	-	-	-	-	-	-	-	-	-	-	-	-	-	-	-
EVANSVILLE	11/29/17	dnp	-	-	-	-	-	-	-	-	-	-	-	-	-	-	-	-	-	-
at UTEP	12/02/17	dnp	-	-	-	-	-	-	-	-	-	-	-	-	-	-	-	-	-	-
at Colorado	12/06/17	dnp	-	-	-	-	-	-	-	-	-	-	-	-	-	-	-	-	-	-
NEW MEXICO STATE	12/09/17	dnp	-	-	-	-	-	-	-	-	-	-	-	-	-	-	-	-	-	-
ARIZONA	12/16/17	dnp	-	-	-	-	-	-	-	-	-	-	-	-	-	-	-	-	-	-
RICE	12/19/17	dnp	-	-	-	-	-	-	-	-	-	-	-	-	-	-	-	-	-	-
PRAIRIE VIEW A&M	12/22/17	dnp	-	-	-	-	-	-	-	-	-	-	-	-	-	-	-	-	-	-
AIR FORCE	12/27/17	dnp	-	-	-	-	-	-	-	-	-	-	-	-	-	-	-	-	-	-
at Nevada	12/30/17	dnp	-	-	-	-	-	-	-	-	-	-	-	-	-	-	-	-	-	-
at Boise State	01/03/18	dnp	-	-	-	-	-	-	-	-	-	-	-	-	-	-	-	-	-	-
SAN JOSÉ STATE	01/06/18	dnp	-	-	-	-	-	-	-	-	-	-	-	-	-	-	-	-	-	-
WYOMING	01/10/18	dnp	-	-	-	-	-	-	-	-	-	-	-	-	-	-	-	-	-	-
at Fresno State	01/13/18	dnp	-	-	-	-	-	-	-	-	-	-	-	-	-	-	-	-	-	-
at UNLV	01/17/18	dnp	-	-	-	-	-	-	-	-	-	-	-	-	-	-	-	-	-	-
SAN DIEGO STATE	01/20/18	dnp	-	-	-	-	-	-	-	-	-	-	-	-	-	-	-	-	-	-
COLORADO STATE	01/27/18	dnp	-	-	-	-	-	-	-	-	-	-	-	-	-	-	-	-	-	-
at Utah State	01/31/18	dnp	-	-	-	-	-	-	-	-	-	-	-	-	-	-	-	-	-	-
at San José State	02/03/18	dnp	-	-	-	-	-	-	-	-	-	-	-	-	-	-	-	-	-	-
BOISE STATE	02/06/18	dnp	-	-	-	-	-	-	-	-	-	-	-	-	-	-	-	-	-	-
at Air Force	02/10/18	dnp	-	-	-	-	-	-	-	-	-	-	-	-	-	-	-	-	-	-
UTAH STATE	02/14/18	dnp	-	-	-	-	-	-	-	-	-	-	-	-	-	-	-	-	-	-
at Wyoming	02/20/18	dnp	-	-	-	-	-	-	-	-	-	-	-	-	-	-	-	-	-	-
UNLV	02/25/18	dnp	-	-	-	-	-	-	-	-	-	-	-	-	-	-	-	-	-	-
at Colorado State	02/28/18	dnp	-	-	-	-	-	-	-	-	-	-	-	-	-	-	-	-	-	-
FRESNO STATE	03/03/18	dnp	-	-	-	-	-	-	-	-	-	-	-	-	-	-	-	-	-	-
Totals		0	71	16-35	.457	10-22	.455	4-4	1.000	7	8	15	3.8	9	9	7	1	11	46	11.5

SEASON HIGHS

Points: 24 vs. Omaha (11-14-17)
FG: 8 vs. Omaha (11-14-17)
FGA: 16 vs. Omaha (11-14-17)
3FG: 6 vs. Omaha (11-14-17)
3FGA: 11 vs. Omaha (11-14-17)
FT: 2 (2x) vs. Omaha (11-14-17)
FTA: 2 (2x) vs. Omaha (11-14-17)
Rebounds: 7 vs. Northern N.M. (11-11-17)
Assists: 4 vs. Omaha (11-14-17)
Blocks: 1 at New Mexico State (11-17-17)
Steals: 5 vs. Northern N.M. (11-11-17)
Minutes Played: 22 vs. Omaha (11-14-17)

CAREER HIGHS AT UNM

Points: 24 vs. Omaha (11-14-17)
FG: 8 vs. Omaha (11-14-17)
FGA: 16 vs. Omaha (11-14-17)
3FG: 6 vs. Omaha (11-14-17)
3FGA: 11 vs. Omaha (11-14-17)
FT: 2 (2x) vs. Omaha (11-14-17)
FTA: 2 (2x) vs. Omaha (11-14-17)
Rebounds: 7 vs. Northern N.M. (11-11-17)
Assists: 4 vs. Omaha (11-14-17)
Blocks: 1 at New Mexico State (11-17-17)
Steals: 5 vs. Northern N.M. (11-11-17)
Minutes Played: 22 vs. Omaha (11-14-17)

CAREER STATISTICS

Season	gp-gs		Total		3-Point		F-Throws		Rebounds					Scoring								
	gp	gs	fg-fga	pct	fg-fga	pct	ft-fa	pct	off	def	tot	avg	pf	fo	ast	to	blk	stl	pts	avg		
2017-18	4	0	71/17.8		16-35	.457	10-22	.455	4-4	1.000	7	8	15	3.8	9	1	9	7	1	11	46	11.5
TOTAL	4	0	71/17.8		16-35	.457	10-22	.455	4-4	1.000	7	8	15	3.8	9	1	9	7	1	11	46	11.5



Anthony Mathis
 6'3" - Junior - Guard
 West Linn, Ore. (West Linn HS)

32

NOTEWORTHY :

- Scored 16 points in 15 minutes, both career bests, against Air Force in 2015-16
- Part of back-to-back-to-back 6A Oregon state championships
- 6A Second Team All-State as a senior
- First Team All-State selection as a junior

GAME-BY-GAME STATISTICS

Opponent	Date	gs	min	fg-fga	pct	3fg-fga	pct	ft-fa	pct	off	def	tot	avg	pf	a	t/o	blk	stl	pts	avg
NORTHERN NEW MEXIC	11/11/17	19	5-9	.556	5-9	.556	1-2	.500	0	2	2	2.0	3	5	2	0	4	16	16.0	
NEBRASKA-OMAHA	11/14/17	16	3-9	.333	3-7	.429	0-0	.000	0	2	2	2.0	3	1	0	0	0	9	12.5	
at New Mexico State	11/17/17	19	4-5	.800	3-4	.750	3-4	.750	0	1	1	1.7	3	1	2	0	0	14	13.0	
TENNESSEE TECH	11/21/17	23	4-7	.571	3-6	.500	0-0	.000	1	2	3	2.0	5	2	0	1	1	11	12.5	
vs TCU	11/24/17	dnp	-	-	-	-	-	-	-	-	-	-	-	-	-	-	-	-	-	-
vs Maryland/St. Bonaventur	11/25/17	dnp	-	-	-	-	-	-	-	-	-	-	-	-	-	-	-	-	-	-
EVANSVILLE	11/29/17	dnp	-	-	-	-	-	-	-	-	-	-	-	-	-	-	-	-	-	-
at UTEP	12/02/17	dnp	-	-	-	-	-	-	-	-	-	-	-	-	-	-	-	-	-	-
at Colorado	12/06/17	dnp	-	-	-	-	-	-	-	-	-	-	-	-	-	-	-	-	-	-
NEW MEXICO STATE	12/09/17	dnp	-	-	-	-	-	-	-	-	-	-	-	-	-	-	-	-	-	-
ARIZONA	12/16/17	dnp	-	-	-	-	-	-	-	-	-	-	-	-	-	-	-	-	-	-
RICE	12/19/17	dnp	-	-	-	-	-	-	-	-	-	-	-	-	-	-	-	-	-	-
PRAIRIE VIEW A&M	12/22/17	dnp	-	-	-	-	-	-	-	-	-	-	-	-	-	-	-	-	-	-
AIR FORCE	12/27/17	dnp	-	-	-	-	-	-	-	-	-	-	-	-	-	-	-	-	-	-
at Nevada	12/30/17	dnp	-	-	-	-	-	-	-	-	-	-	-	-	-	-	-	-	-	-
at Boise State	01/03/18	dnp	-	-	-	-	-	-	-	-	-	-	-	-	-	-	-	-	-	-
SAN JOSÉ STATE	01/06/18	dnp	-	-	-	-	-	-	-	-	-	-	-	-	-	-	-	-	-	-
WYOMING	01/10/18	dnp	-	-	-	-	-	-	-	-	-	-	-	-	-	-	-	-	-	-
at Fresno State	01/13/18	dnp	-	-	-	-	-	-	-	-	-	-	-	-	-	-	-	-	-	-
at UNLV	01/17/18	dnp	-	-	-	-	-	-	-	-	-	-	-	-	-	-	-	-	-	-
SAN DIEGO STATE	01/20/18	dnp	-	-	-	-	-	-	-	-	-	-	-	-	-	-	-	-	-	-
COLORADO STATE	01/27/18	dnp	-	-	-	-	-	-	-	-	-	-	-	-	-	-	-	-	-	-
at Utah State	01/31/18	dnp	-	-	-	-	-	-	-	-	-	-	-	-	-	-	-	-	-	-
at San José State	02/03/18	dnp	-	-	-	-	-	-	-	-	-	-	-	-	-	-	-	-	-	-
BOISE STATE	02/06/18	dnp	-	-	-	-	-	-	-	-	-	-	-	-	-	-	-	-	-	-
at Air Force	02/10/18	dnp	-	-	-	-	-	-	-	-	-	-	-	-	-	-	-	-	-	-
UTAH STATE	02/14/18	dnp	-	-	-	-	-	-	-	-	-	-	-	-	-	-	-	-	-	-
at Wyoming	02/20/18	dnp	-	-	-	-	-	-	-	-	-	-	-	-	-	-	-	-	-	-
UNLV	02/25/18	dnp	-	-	-	-	-	-	-	-	-	-	-	-	-	-	-	-	-	-
at Colorado State	02/28/18	dnp	-	-	-	-	-	-	-	-	-	-	-	-	-	-	-	-	-	-
FRESNO STATE	03/03/18	dnp	-	-	-	-	-	-	-	-	-	-	-	-	-	-	-	-	-	-
Totals		0	77	16-30	.533	14-26	.538	4-6	.667	1	7	8	2.0	14	9	4	1	5	50	12.5

SEASON HIGHS

Points: 16 vs. Northern N.M. (11-11-17)
FG: 5 vs. Northern N.M. (11-11-17)
FGA: 9 (2x) vs. Omaha (11-14-17)
3FG: 5 vs. Northern N.M. (11-11-17)
3FGA: 9 vs. Northern N.M. (11-11-17)
FT: 3 at New Mexico State (11-17-17)
FTA: 4 at New Mexico State (11-17-17)
Rebounds: 3 vs. Tennessee Tech (11-21-17)
Assists: 5 vs. Northern N.M. (11-11-17)
Blocks: 1 vs. Tennessee Tech (11-21-17)
Steals: 4 vs. Northern N.M. (11-11-17)
Minutes Played: 23 vs. Tennessee Tech (11-21-17)

CAREER HIGHS AT UNM

Points: 16 (2x) Last time vs. Northern N.M. (11-11-17)
FG: 5 (2x) Last time vs. Northern N.M. (11-11-17)
FGA: 9 (2x) Last time vs. Omaha (11-14-17)
3FG: 5 vs. Northern N.M. (11-11-17)
3FGA: 9 vs. Northern N.M. (11-11-17)
FT: 5 vs. Air Force (1-27-16)
FTA: 5 vs. Air Force (1-27-16)
Rebounds: 3 vs. Tennessee Tech (11-21-17)
Assists: 5 vs. Northern N.M. (11-11-17)
Blocks: 1 vs. Tennessee Tech (11-21-17)
Steals: 4 vs. Northern N.M. (11-11-17)
Minutes Played: 23 vs. Tennessee Tech (11-21-17)

CAREER STATISTICS

Season	gp-gs	min/avg	fg-fga	pct	fg-fga	pct	ft-fa	pct	off	def	tot	avg	pf	fo	ast	to	blk	stl	pts	avg
2015-16	25-0	164/6.6	17-44	.386	12-34	.353	11-12	.917	2	11	13	0.5	25	0	9	12	0	7	57	2.3
2016-17	10-0	64/6.4	10-25	.400	6-19	.316	3-3	1.000	1	9	10	1.0	4	0	8	2	0	2	29	2.9
2017-18	4-0	77/19.3	16-30	.533	14-26	.538	4-6	.667	1	7	8	2.0	14	1	9	4	1	5	50	12.5
TOTAL	39-0	305/7.8	43-99	.434	32-79	.405	18-21	.857	4	27	31	0.8	43	1	26	18	1	14	136	3.5



Connor MacDougall
 6'9" - Senior - Forward
 Tempe, Ariz. (South Mountain CC)

55

NOTEWORTHY :

- Scored career-high 17 points against Wyoming (2-25-17)
- NJCAA All-American at South Mountain CC
- Helped South Mountain finish eighth among 16 teams at NJCAA National Tournament
- Played six games for Arizona State in 2014-15
- Ranked by Fox Sports Next as the 12th best center in 2014 recruiting class

GAME-BY-GAME STATISTICS

SEASON HIGHS

Points: N/A
 FG: N/A
 FGA: N/A
 3FG: N/A
 3FGA: N/A
 FT: N/A
 FTA: N/A
 Rebounds: N/A
 Assists: N/A
 Blocks: N/A
 Steals: N/A
 Minutes Played: N/A

CAREER HIGHS AT UNM

Points: 17 vs. Wyoming (2-25-17)
 FG: 4 vs. Wyoming (2-25-17)
 FGA: 6 vs. Wyoming (2-25-17)
 3FG: N/A
 3FGA: N/A
 FT: 10 vs. UAPB (12-17-16)
 FTA: 12 vs. Wyoming (2-25-17)
 Rebounds: 6 (3x) Last time vs. Wyoming (2-25-17)
 Assists: 1 vs. Abilene Christian (11-30-16)
 Blocks: 2 vs. Utah State (1-24-17)
 Steals: N/A
 Minutes Played: 17 vs. Houston Baptist (11-14-16)

CAREER STATISTICS

Season	gp-gs	min/avg	Total		3-Point		F-Throws		Rebounds				Scoring							
			fg-fga	pct	fg-fga	pct	ft-fta	pct	off	def	tot	avg	pf	fo	ast	to	blk	stl	pts	avg
2016-17	27-0	269/10.0	32-68	.471	0-0	.000	44-54	.815	26	26	52	1.9	59	3	2	20	6	1	108	4.0
TOTAL	27-0	269/10.0	32-68	.471	0-0	.000	44-54	.815	26	26	52	1.9	59	3	2	20	6	1	108	4.0

Game 4 - New Mexico 96, Tennessee Tech 104 Nov. 21, 2017 | Dreamstyle Arena

Men's Basketball Upended by TTU in Final Minute

ALBUQUERQUE, N.M. --- For the first time since 2006-07, the Lobos have opened their first four games with three scoring over 90 points, but it wasn't enough on Tuesday night as Tennessee Tech pulled ahead for good in the final minute for a 103-96 win over New Mexico in Dreamstyle Arena - The Pit.

Junior Chris McNeal led UNM with 29 points on the night marking the third time this season he has scored in double digits, the second over 20 points. McNeal went 8-for-16 from the field and 7-for-11 from behind the arc to go along with 6-of-8 from the free throw line.

Tennessee Tech (4-1) started the game going 0-for-10 from the field over the first 5:31, allowing the Lobos (2-2) to go on an 8-0 run and claim a nine-point advantage (10-1) with 14:29 left to play in the first half. The Lobos extended their lead to 14 over the next four minutes (24-13, 10:10) until TTU's Aleksa Jugovic scored a trio of 3-pointers in the next three Golden Eagle possessions to cut the UNM lead to eight.

TTU closed the final 10:40 of the first half shooting 15-of-19 from the field. In the first half, Jugovic couldn't miss, going 8-for-8 from the field including 6-for-6 from 3-point range and 2-for-2 from the charity stripe. His efforts helped make it a one-point game with 10 seconds left in the half until a Dane Kuiper three with two seconds on the clock stretched the Lobo lead to four at the half.

"You have to tip your cap to them," head coach Paul Weir said. "They shot the heck out of the ball tonight and made a lot of shots at the back of it. Some of them were tough and some of them were probably on us. They were good, and they were better than us tonight."

McNeal got hot toward the end of the first half, drilling three-straight threes in under a minute and picked up where he left off. He opened the second half with a three 17 seconds in to give the Lobos what would be their largest lead of the second half, seven (58-81), before the teams battled throughout the remainder of the contest.

With the Lobos trailing by one point with 1:06 left to play, 94-93, the Golden Eagles took off on an 8-0 run over 35 seconds to get out to a nine-point lead, 102-93 with 21 seconds left. Kuiper drained another three with 12 seconds left to give the Lobos hope, 102-96, but the six-point margin was too much for the final seconds.

McNeal paced the Lobos with 29 points and was followed by senior Sam Logwood with 21. The last time UNM had a pair of 20-point scorers was almost a year ago on January 7 against Nevada.

The third Lobo to score in double figures on the night was junior Anthony Mathis who notched 11, going 4-for-7 from the field and 3-for-6 from three. The outing marked the third time this season that he registered double digits.

Senior Joe Furstinger neared a double-double on the night, scoring seven points and bringing down nine rebounds. He also tied his career-high in blocks with four.

As a team, the Lobos shot 40.6 percent from the field compared to 55.7 percent for TTU. Similarly, UNM went 41 percent from three compared to 54.5 percent to the Golden Eagles, but the Lobos did have the advantage in free throws, shooting 82.8 percent (24-29) from the line compared to just 75 percent (24-32) for TTU.

After suffering drastically on the glass against New Mexico State, the Lobos stepped up their rebound game but were still outrebounded 39-32.

TTU registered 42 points in the paint to 20 for UNM and held a 49-9 fast-break point advantage. The Lobos edged the Golden Eagles in second-chance points, 13-9, and in points off of turnovers, 24-22.

"We looked like the ninth-place team in the Mountain West tonight," Weir said. Which I never thought we were going to be and we just have to do everything in our power to make sure that this is not going to be our final destination. All I can tell you is that we are going to do whatever we can to work our way out of whatever we're in right now."

"We're not discouraged," McNeal said. "We're just going to try and bounce back, come back tomorrow and work even harder. Try to turn this around."

UNM will return to action on Friday, Nov. 24 when the Lobos compete in the third round of the Emerald Coast Classic against TCU at 5 p.m. MT. TCU is currently receiving votes in the USA Today Coaches Poll. Both Friday and Saturday's games will be available to watch on CBS Sports Network.

Game #4

Tennessee Tech 104 • 4-1

#	Player	Total			3-Ptr			Rebounds			PF	TP	A	TO	Bk	Stl	Min
		FG	FGA	FT	FTA	Off	Def	Tot									
15	PHILLIPS, Curtis	f	6-11	3-6	8-9	0	5	5	2	23	3	2	0	8	35		
22	ALEXANDER, Courtney	f	0-4	0-0	2-6	3	7	10	4	9	3	2	0	1	24		
25	RAMSEY, Mason	f	0-3	0-0	2-2	2	6	8	5	2	6	1	2	1	28		
04	JUGOVIC, Aleksa	g	11-12	7-7	2-2	0	3	3	2	31	6	3	0	0	37		
10	MACK, Kajon	g	3-9	2-5	6-6	1	2	3	4	14	4	4	1	0	34		
00	CALHOUN, Shaq	g	6-15	0-4	2-3	0	2	2	3	14	0	0	0	2	18		
11	HENRY, Micah	g	3-5	0-0	1-4	0	2	4	7	1	3	1	0	19			
21	CROSLAND, Cade	g	1-1	0-0	0-0	0	0	0	0	2	0	0	0	3			
30	OMLADIC, Domen	g	1-1	0-0	0-0	0	0	0	1	2	0	0	0	1	2		
	Team					3	3	6			2						
	Totals		34-61	12-22	24-32	9	30	39	25	104	23	17	4	13	200		

FG % 1st Half: 17-34 50.0% 2nd half: 17-27 63.0% Game: 34-61 55.7% Deadeball
3FG % 1st Half: 7-13 53.8% 2nd half: 5-9 55.6% Game: 12-22 54.5% Rebounds
FT % 1st Half: 10-14 71.4% 2nd half: 14-18 77.8% Game: 24-32 75.0% 5.2

New Mexico 96 • 2-2

#	Player	Total			3-Ptr			Rebounds			PF	TP	A	TO	Bk	Stl	Min
		FG	FGA	FT	FTA	Off	Def	Tot									
05	FURSTINGER, Joe	f	1-5	0-1	5-6	2	7	9	1	7	2	1	4	0	28		
14	KUIPER, Dane	f	2-9	2-8	0-0	0	2	2	3	6	5	2	0	2	25		
01	MCKEAL, Chris	g	8-16	7-11	6-8	1	3	4	3	29	6	4	0	1	34		
02	LOGWOOD, Sam	g	6-12	0-0	9-11	3	2	5	21	0	3	0	1	29			
03	JACKSON, Antino	g	3-9	2-6	0-0	0	2	2	1	8	2	2	0	0	18		
10	MALUACH, Makuach	g	1-3	0-1	2-2	0	0	0	1	4	0	0	0	1	12		
11	SIMMONS, Jachal	g	2-3	1-2	0-0	0	0	0	4	5	0	1	0	0	8		
15	PINGHUK, Vladimir	f	0-0	0-0	2-2	2	2	4	5	2	0	1	0	11			
13	SIMONS, Troy	g	1-5	1-4	0-0	0	1	1	2	3	2	1	0	1	11		
32	MATHIS, Anthony	g	4-7	3-6	0-0	1	2	3	5	11	2	0	1	1	23		
	Team					2	0	2									
	Totals		28-69	16-39	24-29	11	21	32	26	96	19	14	6	7	200		

FG % 1st Half: 15-35 42.9% 2nd half: 13-34 38.2% Game: 28-69 40.6% Deadeball
3FG % 1st Half: 8-22 36.4% 2nd half: 8-17 47.1% Game: 16-39 41.0% Rebounds
FT % 1st Half: 17-21 81.0% 2nd half: 7-8 87.5% Game: 24-29 82.8% 3

Officials: David Hall, Keith Kimble, Bob Staffen
Technical fouls: Tennessee Tech-ALEXANDER, Courtney, New Mexico-None.
Attendance: 9703

Score by periods	1st	2nd	Total
Tennessee Tech	51	53	104
New Mexico	55	41	96

	In	Off	2nd	Fast
	Point	T/O	Chance	Break
TTU	42	22	9	49
NM	20	24	13	9

Last FG - TTU 2nd-00:36, NM 2nd-00:12. Score tied - 10 times.
Largest lead - TTU by 9 2nd-00:21, NM by 14 1st-11:34. Lead changed - 15 times.
TTU led for 08:03, NM led for 26:24, Game was tied for 05:33.