



THE UNIVERSITY OF NEW MEXICO


2019-20 MEN'S BASKETBALL

15 NCAA Tournament Appearances
WAC Champions: 1964, 1968, 1974, 1978, 1993, 1994, 1996
Six Mountain West Tournament Championships:
2005, 2009, 2010, 2012, 2013, 2014

2019-20 SCHEDULE			
DATE	OPPONENT	TV	TIME (MT)
Nov. 6	Eastern New Mexico	MWN	W, 92-71
Nov. 9	CSUN	MWN	7 p.m.
<i>Legends Classic (Albuquerque, N.M.)</i>			
Nov. 13	Green Bay	MWN	7 p.m.
Nov. 16	McNeese State	MWN	4 p.m.
Nov. 19	at UTEP	TBA	7 p.m.
Nov. 21	at NM State	AggieVision	7 p.m.
<i>Legends Classic (Brooklyn, N.Y.)</i>			
Nov. 25	Auburn	ESPNNews	7:30 p.m.
Nov. 26	Wisconsin/Richmond	ESPN2/U	3/5:30 p.m.
Dec. 1	Montana	AT&TSN	1 p.m.
Dec. 4	Boise State*	STADIUM	7 p.m.
Dec. 7	at Wyoming*	TBA	TBA
Dec. 14	NM State	AT&TSN	5 p.m.
Dec. 17	Grand Canyon	MWN	7 p.m.
Dec. 22	Houston Baptist	MWN	12:30 p.m.
Dec. 29	UC Davis	MWN	2 p.m.
Jan. 1	at San José State*	TBA	8 p.m.
Jan. 7	Fresno State*	ESPN2/U	9 p.m.
Jan. 11	Air Force*	STADIUM	4 p.m.
Jan. 15	at Colorado State*	ESPN3	7 p.m.
Jan. 18	at UNLV*	CBSSN	4 p.m.
Jan. 21	San José State*	AT&TSN	8 p.m.
Jan. 25	at Nevada*	CBSSN	6 p.m.
Jan. 29	San Diego State*	CBSSN	7 p.m.
Feb. 1	at Fresno State*	AT&TSN	3 p.m.
Feb. 8	Wyoming*	STADIUM	4 p.m.
Feb. 11	at San Diego State*	ESPN2/U	9 p.m.
Feb. 15	UNLV*	CBSSN	4 p.m.
Feb. 18	Nevada*	ESPNU	7 p.m.
Feb. 23	at Boise State*	CBSSN	2 p.m.
Feb. 26	at Air Force*	ESPN3	7 p.m.
Feb. 29	Utah State*	CBSSN	8 p.m.
2020 MW Championship (Hosted by UNLV)			
Mar. 4	First Round	TBA	TBA
Mar. 5	Quarterfinals	TBA	TBA
Mar. 6	Semifinals	TBA	TBA
Mar. 7	Championship	TBA	TBA


Bold denotes home game at Dreamstyle Arena (15,411)
italics denotes tournament
 *denotes Mountain West game
 Game times listed are Mountain Time and subject to change

Game 2: New Mexico vs CSUN



New Mexico Lobos

Record 1-0, 0-0 MW
 Conference Mountain West
 Head Coach Paul Weir (York, '04)
 Record at UNM 34-33 (Third Season)
 Career Record 62-39 (Fourth Season)



CSUN Matadors

Record 0-1, 0-0 Big West
 Conference Big West Conference
 Head Coach Mark Gottfried (Alabama, '87)
 Record at CSUN 13-22 (Second Season)
 Career Record 415-262

Media Information

Tipoff: 7:05 p.m. MT
Location: Dreamstyle Arena - The Pit
 Albuquerque, N.M.
Capacity: 15,411
TV: Mountain West Network
Radio: 770 KKOB-AM
 Lobo Radio Network
 Play-By-Play Robert Portnoy
 Analyst Hunter Greene
Live Stats: GoLobos.com/sidearmstats/
 mbball


Notes last updated: November 8, 2019

ABOUT THE MATCHUP

- The Lobos enter Saturday's contest coming off of a 21-point victory over Eastern NM in The Pit on Wednesday evening in their season opener.
- Five Lobos racked up double figures in the contest including junior Makuach Maluach (16), redshirt-senior Carlton Bragg Jr. (13), redshirt-junior Zane Martin (13), senior Corey Manigault (13) and redshirt-junior Keith McGee (12).
- CSUN is also just one game into the regular season, a 20-point loss to Oregon State on the road on Tuesday. CSUN will enter with one extra day under its belt.
- The Matadors were led by junior Terrell Gomez with 19 points along with two other players in double digits.
- The last time the Lobos took on CSUN was last season on Nov. 6, 2018 on the road in Northridge, California. Former Lobo Anthony Mathis drilled a three at the buzzer for the exciting 87-84 win.
- UNM leads the series over CSUN 6-0 including a 4-0 mark at home inside Dreamstyle Arena - The Pit.
- The last two contests between the Lobos and the Matadors were both in California. The teams have not met in Albuquerque since Nov. 24, 2008.
- Both UNM and CSUN were predicted to finish third in their respective conferences by their league's media members.

POSSIBLE STARTERS

Pos.	No.	Name	PPG	RPG	APG
G	2	Vance Jackson	6.0	4.0	3.0
G	5	JaQuan Lyle	9.0	4.0	11.0
F	10	Makuach Maluach	16.0	2.0	0.0
G	11	JJ Caldwell	6.0	6.0	4.0
F	35	Carlton Bragg	13.0	6.0	0.0



Jackson Lyle Maluach Caldwell Bragg

Chelsea Pitvorec | Assistant Director of Athletic Communications
 Email: cpitvorec@unm.edu | Cell: 352-422-2875

BY THE NUMBERS (MW)

Updated Stats Through 2018-19 Season

Statistic	All Games - MW	MW Games
Scoring:	76.3 ppg - 4th	73.7 ppg - 6th
Scoring Defense:	76.7 ppg - 10th	74.9 ppg - 10th
Scoring Margin:	-0.3 - 7th	-1.2 - 8th
Field Goal %:	.422 - 9th	.419 - 9th
Def. Field Goal %:	.451 - 9th	.446 - 5th
3-Point FG %:	.346 - 7th	.337 - 8th
Def. 3-Point FG %:	.355 - 7th	.350 - 6th
Free Throw %:	.702 - 7th	.709 - 4th
Off. Rebounding%:	37.6 - 3rd	38.3 - 1st
Def. Rebounding%:	37.3 - 10th	36.2 - 9th
Reb. Margin:	+0.3 rpg - 6th	+2.2 - 2nd
Assists:	13.9 apg - 6th	13.3 - 8th
Turnover Margin:	-0.6 - 16th	-2.1 - 9th
Ast/TO Ratio:	1.0 A/TO - 9th	0.9 - 10th
Steals:	6.9 spg - 2nd	6.0 - 16th
Blocks:	3.3 bpg - 5th	3.7 - 2nd

KENPOM.COM

Category	Offense	Defense	D-I Avg
Adj. Efficiency	106.4 58	99.3 142	99.8
Adj. Tempo	75.0 20		71.9
Avg. Poss. Length	0.0 1	0.0 1	16.8
Four Factors			
Effective FG%:	0.0 239	100.0 239	48.4
Turnover %:	100.0 239	0.0 239	19.7
Off. Reb. %:	0.0 235	100.0 239	29.5
FTA/FGA:	0.0 239	100.0 239	30.7
Miscellaneous Components			
3P%:	0.0 235	100.0 239	31.6
2P%:	0.0 235	100.0 239	49.0
FT%:	0.0 239	100.0 236	67.1
Block%:	100.0 239	0.0 219	9.2
Steal%:	100.0 239	0.0 238	9.3
Non-Stl TO%:	100.0 239	0.0 239	10.4
Style Components			
3PA/FGA:	0.0 239	100.0 239	37.2
A/FGM:	0.0 239	100.0 239	50.1
Point Distribution (% of total points)			
3-Pointers:	0.0 239	0.0 239	30.0
2-Pointers:	0.0 239	0.0 239	52.5
Free Throws:	0.0 239	0.0 239	17.5
Strength of Schedule			
Components:	0.0 239	200.0 239	99.8
Overall:	-99.00 239		0.00
Non-conference:	-99.00 226		0.00
Personnel			
Bench Minutes:	0.0% 239		28.6%
Experience:	0.00 yrs 239		1.62
Minutes Continuity:	0.0% 238		45.4%
Average Height:	0.0" 239		77.0"
2-Foul Participation:	0.0% 1		18.0%

LAST TIME OUT

The Lobos displayed an impressive offensive effort in Wednesday night's season opener in which UNM tipped off the season with a 21-point victory over Eastern New Mexico.

The first points of the season came on a steal and a layup when redshirt-junior JJ Caldwell went coast-to-coast to kick off his first outing as a Lobo 1:15 into the first half - and the action didn't stop there. The Lobos debuted at a break-neck speed in their season opener in which the fiery offense shot 60.0 percent from the field.

ALL ABOUT THE ASSIST

Redshirt-senior JaQuan Lyle, who hasn't seen a minute on the court since the 2016-17 season at Ohio State, finally got his chance in Cherry & Silver on Wednesday after sitting the Lobo bench for two seasons.

The senior collected nine points in his first outing as a Lobo, but more impressive was his knack for the assist. Lyle posted 11 assists on the night, regularly looking for players down-court, firing passes between defenders, much to The Pit crowd's delight.

New Mexico had just one Lobo collect 10+ assists in a game last season, Drue Drinnon on Dec. 30, 2018 against the University of the Southwest. Prior to that, it was former Lobo Antino Jackson, who was known for his knack for the assist, on Feb. 10, 2018 at Air Force.

In fact, Lyle nearly posted the first double-double in points and assists since Jackson did so in that game.

QUIET KUACH

Junior Makuach Maluach isn't just quiet off the court, he's been a quiet leader on the court. Maluach led UNM with 16 points in the Lobos' first outing, including eight in just the first five minutes of the second half.

Maluach is the returning Lobo with the MOST games leading UNM in scoring from last season. He led UNM seven times in scoring in 2018-19 for a 4-3 record in those games.

SERIES HISTORY VS CSUN

New Mexico leads 6-0			
	Home 4-0 (Pit 4-0),	Road 2-0,	Neutral 1-0
12-1-69	New Mexico	99-82	Albuquerque
1-5-76	New Mexico	81-73	Albuquerque
12-28-94	New Mexico	86-73	Albuquerque
11-24-08	New Mexico	85-74	Albuquerque
11-25-16	New Mexico	105-89	Fullerton, Calif.
11-6-18	New Mexico	87-84	Northridge, Calif.

LIMITED BUT A STANDOUT

Lobo freshman out of the NBA Academy Africa, Kurt Wegscheider, saw limited minutes in his first game as a Lobo, but he made them count. The rookie put up four points in just three minutes on the court going a perfect 2-for-2 from the floor.

BLOCK PARTY

Senior Corey Manigault went 5-for-6 for 13 points on Wednesday night but also racked up the most blocks on the team with three, marking a new career high for the senior as a Lobo.

LONG NOVEMBER

The Lobos have embarked on a long, action-packed November. Last season, UNM competed in just five contests in Turkey Month while this season, the Lobos will take on eight different regular-season opponents, including 2019 Final Four participant Auburn. Four of those contests will be at home while the other four will be part of a pair of road trips.

ABOUT THE 2019-20 LOBOS

The 2019-20 Lobos feature nine returning letterwinners including three starters. Starters include redshirt-junior Vance Jackson, junior Makuach Maluach and redshirt-senior Carlton Bragg Jr. Joining the trio are senior Corey Manigault, redshirt-junior Keith McGee, sophomore Tavian Percy, redshirt-

sophomore Clay Patterson, sophomore Drue Drinnon and sophomore Jordan Arroyo.

STARTER STATS

The trio of returning starters from the 2018-19 season return some impressive stats. Jackson collected 13.1 points per game last season to go along with 7.0 rebounds and a 40.5 percent shooting clip. Jackson saw action in all 32 games last season along with Maluach, who started 28 of them. Maluach registered 9.9 points per game while Bragg posted 10.5 points and 8.8 rebounds per contest to go along with shooting 49 percent from the floor.

BY THE NUMBERS

The Lobos have over half of their production returning this season. Here is what is returning and missing for the 2019-20 Lobos.

Stat	Returning.....	Lost ...	% Returning
Points.....	1,658	785	68%
Rebounds.....	813	293	68%
Assists.....	305	141	68%
Blocks	67	40	63%
Steals.....	140	80	64%
3-Pointers	159	133	54%
Free Throws...	367	156	68%

YOUNG AND OLD

The Lobo roster is made up of exactly half (8) underclassmen and another eight upperclassmen for a balanced roster of experience and new talent.

LOBO TRANSFERS

Four of the seven newcomers to the 2019-20 roster are transfers, that includes redshirt-senior JaQuan Lyle who has sat on the bench in his last two seasons as a Lobo. Adding to his experience from Ohio State, redshirt-junior Zane Martin hails from Towson while redshirt-junior JJ Caldwell last saw the floor at Texas A&M and redshirt-sophomore Vante Hendrix last competed at Utah.

SWITCH IT UP

For a fresh look this season, several players have made some jersey number switches. Redshirt-senior Carlton Bragg will don #15 instead of #35 this season while redshirt-senior JaQuan Lyle will rock the #5 jersey instead of last season's #13. Last year's #5, Clay Patterson, has also switched to #20.

PAIR OF KWACHES?

Don't adjust your speakers this season or yell at the television thinking the announcers have it wrong. The Lobos now have TWO "Kwaches." Junior Makuach Maluach serves as the original "Kwach" while freshman Emmanuel Kuac (pronounced Kwach) is affectionately referred to by the team as "Baby Kwach." In a recent media interview, Kuac said that he doesn't mind the nickname as he sees Makuach Maluach as a great friend and role model.

USA TODAY COACHES POLL

Week 1: As of 10/24/2019

No.	School	Record	Pts.	1st	Prev.	Chg.	H/L
1	Michigan St	0-0	792	30	NR	—	1/NR
2	Kentucky	0-0	734	0	NR	—	2/NR
3	Kansas	0-0	687	1	NR	—	3/NR
4	Duke	0-0	683	1	NR	—	4/NR
5	Louisville	0-0	670	0	NR	—	5/NR
6	Florida	0-0	619	0	NR	—	6/NR
7	Gonzaga	0-0	544	0	NR	—	7/NR
8	Maryland	0-0	536	0	NR	—	8/NR
9	Virginia	0-0	532	0	NR	—	9/NR
10	Villanova	0-0	531	0	NR	—	10/NR
11	North Carolina	0-0	503	0	NR	—	11/NR
12	Texas Tech	0-0	417	0	NR	—	12/NR
13	Seton Hall	0-0	403	0	NR	—	13/NR
14	Oregon	0-0	344	0	NR	—	14/NR
15	Memphis	0-0	331	0	NR	—	15/NR
16	Ohio St.	0-0	280	0	NR	—	16/NR
17	Arizona	0-0	229	0	NR	—	17/NR
18	Baylor	0-0	228	0	NR	—	18/NR
19	Utah St.	0-0	218	0	NR	—	19/NR
20	St. Mary's	0-0	163	0	NR	—	20/NR
21	Xavier	0-0	149	0	NR	—	21/NR
22	Purdue	0-0	123	0	NR	—	22/NR
23	Auburn	0-0	105	0	NR	—	23/NR
24	Louisiana State	0-0	86	0	NR	—	24/NR
25	Tennessee	0-0	78	0	NR	—	25/NR

Others receiving votes: VCU 76; Marquette 62; Washington 59; Florida State 47; Michigan 28; Colorado 28; Houston 17; Creighton 13; Davidson 11; Southern California 9; Providence 8; Mississippi State 7; Wisconsin 6; UCLA 6; Texas 6; Syracuse 6; Georgetown 6; Liberty 5; Dayton 5; Harvard 4; Oklahoma 3; Illinois 2; NC State 1.

ASSOCIATED PRESS POLL

As of 10/21/2019

No.	School	Pts.	2018-19 Rec.
1	Michigan State (60)	1,619	32-7
2	Kentucky (2)	1,497	30-7
3	Kansas (3)	1,457	26-10
4	Duke	1,399	32-6
5	Louisville	1,386	20-14
6	Florida	1,313	20-16
7	Maryland	1,134	23-11
8	Gonzaga	1,096	33-4
9	North Carolina	1,060	29-7
10	Villanova	1,048	26-10
11	Virginia	1,007	35-3
12	Seton Hall	863	20-14
13	Texas Tech	837	31-7
14	Memphis	773	22-14
15	Oregon	742	25-13
16	Baylor	523	20-14
17	Utah State	491	28-7
18	Ohio State	407	20-15
19	Xavier	356	19-16
20	Saint Mary's (Cal)	330	22-12
21	Arizona	265	17-15
22	LSU	234	28-7
23	Purdue	230	26-10
24	Auburn	210	30-10
25	VCU	193	25-8

Others receiving votes: Washington 164, Colorado 152, Tennessee 78, Marquette 68, Florida St. 36, Davidson 34, Harvard 24, Illinois 14, Missouri 13, Mississippi St. 12, Houston 11, Georgetown 11, Cincinnati 8, Notre Dame 7, Creighton 4, Syracuse 3, NC State 3, Vermont 2, Alabama 2, Southern Cal 2, Liberty 2, Michigan 2, Dayton 1, Colgate 1, Providence 1.

MW PRESEASON POLL

Place	School (1st Place Votes)	Points
1.	Utah State (17)	187
2.	San Diego State	150
3.	New Mexico	141
4.	Nevada	135
5.	Boise State	128
6.	Fresno State	103
7.	UNLV	89
8.	Air Force	76
9.	Colorado State	59
10.	Wyoming	36
11.	San José State	17

MOUNTAIN WEST STANDINGS
Through Nov. 7, 2019

Place	School	MW	MW Pct.	Overall	Overall Pct.	Streak
	Boise State	0-0	0.000	1-0	1.000	W1
	Colorado State	0-0	0.000	1-0	1.000	W1
	New Mexico	0-0	0.000	1-0	1.000	W1
	San Diego State	0-0	0.000	1-0	1.000	W1
	San José State	0-0	0.000	1-0	1.000	W1
	UNLV	0-0	0.000	1-0	1.000	W1
	Utah State	0-0	0.000	1-0	1.000	W1
	Wyoming	0-0	0.000	1-0	1.000	W1
	Air Force	0-0	0.000	0-1	0.000	L1
	Fresno State	0-0	0.000	0-1	0.000	L1
	Nevada	0-0	0.000	0-1	0.000	L1

LOBOS RECORD WHEN ...	OVERALL	MW
Overall	1-0	0-0
At home	1-0	0-0
On the road	0-0	0-0
At neutral sites	0-0	0-0
After a win	0-0	0-0
After a loss	0-0	0-0
In overtime	0-0	0-0
vs. ranked opponents	0-0	0-0
In Cherry jerseys	0-0	0-0
In Silver jerseys	0-0	0-0
In White jerseys	1-0	0-0
In Turquoise jerseys	0-0	0-0
In GOLD jerseys	0-0	0-0
In White/Pink	0-0	0-0
Games decided by 1-4 points	0-0	0-0
Games decided by 5-9 points	0-0	0-0
Games decided by 10-19 points	0-0	0-0
Games decided by 20+ points	1-0	0-0
Leading at half	1-0	0-0
Trailing at half	0-0	0-0
Tied at half	0-0	0-0
Shooting 50% or better	1-0	0-0
Shooting between 40-49.9%	0-0	0-0
Shooting less than 40%	0-0	0-0
Opponent shoots 50% or better	0-0	0-0
Opponent shoots b/w 40-49.9%	0-0	0-0
Opponent shoots b/w 30-39.9%	1-0	0-0
Opponent shoots less than 30%	0-0	0-0
UNM higher FG%	1-0	0-0
Opponent higher FG%	0-0	0-0
FG% Tied	0-0	0-0
UNM outrebounds	0-0	0-0
Opponent outrebounds	1-0	0-0
Rebounds tied	0-0	0-0
UNM more made free throws	1-0	0-0
Opponent more made free throws	0-0	0-0
Made free throws tied	0-0	0-0
UNM 3FG% higher	1-0	0-0
Opponent 3FG% higher	0-0	0-0
3FG% tied	0-0	0-0
UNM has more fouls	0-0	0-0
Opponent has more fouls	1-0	0-0
Fouls are tied	0-0	0-0
UNM more turnovers	0-0	0-0
Opponent more turnovers	1-0	0-0
Turnovers tied	0-0	0-0
Scoring less than 50 points	0-0	0-0
Scoring 50-59 points	0-0	0-0
Scoring 60-69 points	0-0	0-0
Scoring 70-79 points	0-0	0-0
Scoring 80-89 points	0-0	0-0
Scoring 90-99 points	1-0	0-0
Scoring 100+ points	0-0	0-0
Allowing 40 points or less	0-0	0-0
Allowing 41-49 points	0-0	0-0
Allowing 50-59 points	0-0	0-0
Allowing 60-69 points	0-0	0-0
Allowing 70-79 points	1-0	0-0
Allowing 80-89 points	0-0	0-0
Allowing 90+ points	0-0	0-0
On Monday	0-0	0-0
On Tuesday	0-0	0-0
On Wednesday	1-0	0-0
On Thursday	0-0	0-0
On Friday	0-0	0-0
On Saturday	0-0	0-0
On Sunday	0-0	0-0
In November	1-0	0-0
In December	0-0	0-0
In January	0-0	0-0
In February	0-0	0-0
In March	0-0	0-0
In 8 p.m. or later tipoffs (local)	0-0	0-0

LOBOS FROM NEAR AND FAR

Just two Lobos on the 2019-20 roster hail from New Mexico including sophomore Jordan Arroyo and redshirt-sophomore Clay Patterson. The remainder of the roster includes players from 10 states and a total of four countries including the U.S., Australia, Canada and the Central African Republic.

STARTERS AND RECORDS - (in order of appearance)

1	2	3	4	5	Rec.
Caldwell	Lyle	Jackson	Maluach	Bragg	1-0

THE 2019-20 NEW MEXICO LOBOS

PRONUNCIATION GUIDE

1	Corey MANIGAULT	MAN-ih-galt
4	TAVIAN Percy	TAVE-ee-en
5	JAQUAN Lyle	JAY-qwan
10	MAKUACH MALUACH	muh-KWATCH mal-a-WATCH
14	VANTE Hendrix	VAHN-tay
23	Emmanuel KUAC	KWATCH
30	Kurt WEGSCHEIDER	WEG-shy-der

BY ELIGIBILITY

Seniors (3)

1	Corey Manigault	F
5	JaQuan Lyle	G
15	Carlton Bragg Jr.	F

Juniors (5)

0	Zane Martin	G
2	Vance Jackson	G/F
3	Keith McGee	G
10	Makuach Maluach	G/F
11	JJ Caldwell	G

Sophomores (5)

4	Tavian Percy	G
14	Vante Hendrix	G
20	Clay Patterson	G
22	Drue Drinnon	G
33	Jordan Arroyo	F

Freshmen (3)

12	Daniel Headdings	G
23	Emmanuel Kuac	G
30	Kurt Wegscheider	G

HOME STATE/COUNTRY

Alaska (1)

12	Daniel Headdings	G
----	------------------	---

California (2)

2	Vance Jackson	G/F
14	Vante Hendrix	G

Florida (1)

4	Tavian Percy	G
---	--------------	---

Georgia (1)

22	Drue Drinnon	G
----	--------------	---

Indiana (1)

5	JaQuan Lyle	G
---	-------------	---

Maryland (1)

1	Corey Manigault	F
---	-----------------	---

New Mexico (2)

20	Clay Patterson	G
33	Jordan Arroyo	F

New York (1)

3	Keith McGee	G
---	-------------	---

Ohio (1)

15	Carlton Bragg Jr.	F
----	-------------------	---

Pennsylvania (1)

0	Zane Martin	G
---	-------------	---

Texas (1)

11	JJ Caldwell	G
----	-------------	---

Australia (1)

10	Makuach Maluach	G/F
----	-----------------	-----

Canada (1)

23	Emmanuel Kuac	G
----	---------------	---

Central African Republic (1)

30	Kurt Wegscheider	G
----	------------------	---

NUMERICAL ROSTER

#	NAME	HT	POS	YR	EXP @ UNM	HOMETOWN (LAST SCHOOL/TEAM)
0	Zane Martin	6-4	G	R-Jr.	TR	Philadelphia, Pa. (Towson)
1	Corey Manigault	6-9	F	Sr.	1L	Suitland, Md. (Pitt/Indian Hills CC)
2	Vance Jackson	6-9	G/F	R-Jr.	1L	Pasadena, Calif. (UCONN)
3	Keith McGee	6-3	PG	R-Jr.	1L	Rochester, N.Y. (South Plains College)
4	Tavian Percy	6-6	G	So.	1L	Miami, Fla. (Pasadena HS (Calif.))
5	JaQuan Lyle	6-5	G	R-Sr.	TR	Evansville, Ind. (Ohio State)
10	Makuach Maluach	6-7	G/F	Jr.	2L	Sydney, Australia (Newington College)
11	JJ Caldwell	6-1	G	R-Jr.	TR	Houston, Texas (Texas A&M)
12	Daniel Headdings	6-2	G	Fr.	HS	Wasilla, Alaska (Wasilla HS)
14	Vante Hendrix	6-5	G	R-So.	TR	Woodland Hills, Calif. (Utah)
15	Carlton Bragg Jr.	6-10	F	R-Sr.	1L	Cleveland, Ohio (Arizona State/Kansas)
20	Clay Patterson	6-1	G	R-So.	1L	Rio Rancho, N.M. (Fort Lewis)
22	Drue Drinnon	6-1	G	So.	1L	Smyrna, Ga. (Univ. Sch. of Nova SE)
23	Emmanuel Kuac	6-7	G	Fr.	HS	Calgary, Alberta, Canada (Kearns HS (Utah))
30	Kurt Wegscheider	6-4	G	Fr.	HS	Bangui, Central African Republic (NBA Academy Africa)
33	Jordan Arroyo	6-7	F	So.	1L	Albuquerque, N.M. (Atrisco Heritage Acad.)

ALPHABETICAL ROSTER

#	NAME	HT	POS	YR	EXP @ UNM	HOMETOWN (LAST SCHOOL/TEAM)
33	Jordan Arroyo	6-7	F	So.	1L	Albuquerque, N.M. (Atrisco Heritage Acad.)
15	Carlton Bragg Jr.	6-10	F	R-Sr.	1L	Cleveland, Ohio (Arizona State/Kansas)
11	JJ Caldwell	6-1	G	R-Jr.	TR	Houston, Texas (Texas A&M)
22	Drue Drinnon	6-1	G	So.	1L	Smyrna, Ga. (Univ. Sch. of Nova SE)
12	Daniel Headdings	6-2	G	Fr.	HS	Wasilla, Alaska (Wasilla HS)
14	Vante Hendrix	6-5	G	R-So.	TR	Woodland Hills, Calif. (Utah)
2	Vance Jackson	6-9	G/F	R-Jr.	1L	Pasadena, Calif. (UCONN)
23	Emmanuel Kuac	6-7	G	Fr.	HS	Calgary, Alberta, Canada (Kearns HS (Utah))
5	JaQuan Lyle	6-5	G	R-Sr.	TR	Evansville, Ind. (Ohio State)
10	Makuach Maluach	6-7	G/F	Jr.	2L	Sydney, Australia (Newington College)
1	Corey Manigault	6-9	F	Sr.	1L	Suitland, Md. (Pitt/Indian Hills CC)
0	Zane Martin	6-4	G	R-Jr.	TR	Philadelphia, Pa. (Towson)
3	Keith McGee	6-3	PG	R-Jr.	1L	Rochester, N.Y. (South Plains College)
20	Clay Patterson	6-1	G	R-So.	1L	Rio Rancho, N.M. (Fort Lewis)
4	Tavian Percy	6-6	G	So.	1L	Miami, Fla. (Pasadena HS (Calif.))
30	Kurt Wegscheider	6-4	G	Fr.	HS	Bangui, Central African Republic (NBA Academy Africa)

STARTERS RETURNING (3)

No.	Name	Pos.	GP-GS	Pts.	Reb.	Ast.	FG%	FT%
2	Vance Jackson	G/F	32-16	13.1	7.0	2.7	40.5%	65.0%
10	Makuach Maluach	G/F	32-28	9.9	4.0	1.9	38.3%	69.7%
15	Carlton Bragg Jr.	F	24-21	10.5	8.8	0.6	49.0%	64.5%

OTHER LETTERWINNERS RETURNING (6)


No.	Name	Pos.	GP-GS	Pts.	Reb.	Ast.	FG%	FT%
1	Corey Manigault	F	31-10	9.0	4.6	0.7	49.0	75.2
3	Keith McGee	G	29-12	9.1	1.4	1.8	44.5	79.5
4	Tavian Percy	G	23-6	1.3	0.9	0.4	29.4	55.6
20	Clay Patterson	G	3-0	0.7	1.0	0.3	00.0	100.0
22	Drue Drinnon	G	27-8	2.9	1.1	2.3	40.0	54.8
33	Jordan Arroyo	F	12-2	1.4	1.1	0.0	77.8	33.3

STARTERS LOST (2)

No.	Name	Pos.	GP-GS	Pts.	Reb.	Ast.	FG%	FT%
14	Dane Kuiper	G	28-19	5.6	2.5	1.6	35.2	76.0
32	Anthony Mathis	G	32-21	14.4	2.2	2.1	41.1	88.8

OTHER LETTERWINNERS LOST (1) NEWCOMERS (7)

No.	Name	Pos.	No.	Name	Pos.	Exp.
15	Vladimir Pinchuk	F	0	Zane Martin	G	TR
			5	JaQuan Lyle	G	TR
			11	JJ Caldwell	G	TR
			12	Daniel Headdings	G	HS
			14	Vante Hendrix	G	TR
			23	Emmanuel Kuac	G	HS
			30	Kurt Wegscheider	G	HS



Paul Weir

21st Head Coach in UNM Program History
Career Record: 62-39

NOTEWORTHY :

- Named the 21st head coach in program history on April 11, 2017
- First basketball coach to serve as head coach for both New Mexico DI Institutions
- Led 2017-18 Lobos to third in the MW after the team was picked ninth
- Led NMSU to WAC Tournament Championship and NCAA Appearance
- Married to Alma Weir and has two sons, Theodore and Noah

COACHING EXPERIENCE

Head Coach:

New Mexico (2017-present) (34-33)

New Mexico State (2016-17) (28-6)

Associate Head Coach:

New Mexico State (2007-16)

Director of Basketball Operations:

University of Iowa (2005-07)

Assistant Coach:

Northwestern State (La.) (2004-05)

MORE NOTES ON COACH WEIR

- Weir's 28-6 record as a first-year head coach in 2016-17 at NMSU tied for the 10th-most wins by a Division I head coach in NCAA history
- His 28 wins in 2016-17 were the most in Division I for first-year head coaches
- Among those 28 wins was an NMSU school record 20-game win streak that was at the time the longest in the nation
- Has three master's degrees in health and human performance, sports psychology and business administration. Recently completed his doctorate
- Played at York University and became starting point-guard for the Lions as a freshman
- Weir arrived at NM State in 2007 after two seasons as the director of basketball operations at Iowa, where he served under former Lobo head coach Steve Alford

ALMA MATER

York (2004)

WHAT THEY ARE SAYING ABOUT PAUL WEIR

"New Mexico got a guy in Paul Weir that has paid his dues, and immediately showed he can get things done as the head coach. This hire makes sense because Weir knows the landscape and the expectations at UNM. He's a guy who can coach, recruit and connect with players. That's rare these days." - **Jeff Goodman, ESPN**

"Paul Weir handled the transition from assistant coach to head coach about as smoothly as it can be handled -- winning 28 games in his first year after being promoted at New Mexico State. It was similar to what Brad Stevens did immediately after being promoted at Butler. So the Lobos have hired an accomplished coach with a great reputation." - **Gary Parrish, CBS Sports**

2019-20 SEASON STATISTICS

RECORD:	OVERALL	HOME	AWAY	NEUTRAL
ALL GAMES	1-0	1-0	0-0	0-0
CONFERENCE	0-0	0-0	0-0	0-0
NON-CONFERENCE	1-0	1-0	0-0	0-0

##	Player	gp-gs	min	avg	Total		3-Point		F-Throw		Rebounds			pf	dq	a	to	blk	stl	pts	avg		
					fg-fga	fg%	3fg-fga	3fg%	ft-fga	ft%	off	def	tot										
10	MALUACH, Makuach	1-1	22	22.0	5-7	.714	2-4	.500	4-5	.800	0	2	2	2.0	1	0	0	2	1	1	16	16.0	
01	MANIGAULT, Corey	1-0	19	19.0	5-6	.833	0-0	.000	3-4	.750	0	1	1	1.0	3	0	1	2	3	0	13	13.0	
00	MARTIN, Zane	1-0	23	23.0	3-8	.375	2-5	.400	5-6	.833	0	6	6	6.0	3	0	0	6	0	1	13	13.0	
15	BRAGG, Carlton	1-1	18	18.0	4-6	.667	0-0	.000	5-7	.714	0	6	6	6.0	3	0	0	0	2	0	13	13.0	
03	MCGEE, Keith	1-0	20	20.0	5-7	.714	2-4	.500	0-0	.000	1	1	2	2.0	0	0	1	1	0	0	12	12.0	
05	LYLE, JaQuan	1-1	26	26.0	4-6	.667	1-3	.333	0-0	.000	0	4	4	4.0	3	0	11	3	0	0	9	9.0	
02	JACKSON, Vance	1-1	28	28.0	2-6	.333	0-2	.000	2-3	.667	0	4	4	4.0	3	0	3	2	1	1	6	6.0	
11	CALDWELL, JJ	1-1	25	25.0	3-5	.600	0-0	.000	0-0	.000	1	5	6	6.0	2	0	4	4	0	2	6	6.0	
30	WEGSCHEIDER, Kurt	1-0	3	3.0	2-2	1.000	0-0	.000	0-1	.000	0	0	0	0.0	0	0	0	0	0	0	4	4.0	
20	PATTERSON, Clay	1-0	3	3.0	0-1	.000	0-1	.000	0-0	.000	0	0	0	0.0	0	0	0	0	0	0	0	0.0	
23	KUAC, Emmanuel	1-0	4	4.0	0-1	.000	0-1	.000	0-0	.000	0	1	1	1.0	1	0	0	1	0	0	0	0.0	
33	ARROYO, Jordan	1-0	3	3.0	0-0	.000	0-0	.000	0-0	.000	0	1	1	1.0	0	0	0	0	0	0	0	0.0	
04	PERCY, Tavian	1-0	6	6.0	0-0	.000	0-0	.000	0-0	.000	0	0	0	0.0	0	0	2	0	0	1	0	0.0	
Team											1	2	3										
Total.....		1	200		33-55	.600	7-20	.350	19-26	.731	3	33	36	36.0	19	0	22	21	7	6	92	92.0	
Opponents.....		1	200		25-67	.373	8-24	.333	13-20	.650	14	23	37	37.0	21	-	12	22	1	9	71	71.0	

TEAM STATISTICS	NM	OPP	Date	Opponent	Score	Att.
SCORING	92	71	11/06/19	EASTERN N.M.	w 92-71	9501
Points per game	92.0	71.0	* - MW game			
Scoring margin	+21.0	-				
FIELD GOALS-ATT	33-55	25-67				
Field goal pct	.600	.373				
3 POINT FG-ATT	7-20	8-24				
3-point FG pct	.350	.333				
3-pt FG made per game	7.0	8.0				
FREE THROWS-ATT	19-26	13-20				
Free throw pct	.731	.650				
F-Throws made per game	19.0	13.0				
REBOUNDS	36	37				
Rebounds per game	36.0	37.0				
Rebounding margin	-1.0	-				
ASSISTS	22	12				
Assists per game	22.0	12.0				
TURNOVERS	21	22				
Turnovers per game	21.0	22.0				
Turnover margin	+1.0	-				
Assist/turnover ratio	1.0	0.5				
STEALS	6	9				
Steals per game	6.0	9.0				
BLOCKS	7	1				
Blocks per game	7.0	1.0				
ATTENDANCE	9501	0				
Home games-Avg/Game	1-9501	0-0				
Neutral site-Avg/Game	-	0-0				

Score by Periods	1st	2nd	Totals
New Mexico	45	47	92
Opponents	34	37	71

2019-20 Extended Season Statistics - All Games

RECORD:	OVERALL	HOME	AWAY	NEUTRAL
ALL GAMES	1-0	1-0	0-0	0-0
CONFERENCE	0-0	0-0	0-0	0-0
NON-CONFERENCE	1-0	1-0	0-0	0-0

#	Player	gp-gs	min	avg	Total		3-Point		F-Throw		Rebounds											pts	avg				
					fg-fga	fg%	3fg-fga	3fg%	ft-fa	ft%	off	def	tot	avg	pf	dq	a	a/g	to	to/g	a/to			blk	blk/g	stl	stl/g
10	MALUACH, Makuach	1-1	22	22.0	5-7	.714	2-4	.500	4-5	.800	0	2	2	2.0	1	0	0	0.00	2	2.00	0.00	1	1.00	1	1.00	16	16.0
01	MANIGAULT, Corey	1-0	19	19.0	5-6	.833	0-0	.000	3-4	.750	0	1	1	1.0	3	0	1	1.00	2	2.00	0.50	3	3.00	0	0.00	13	13.0
00	MARTIN, Zane	1-0	23	23.0	3-8	.375	2-5	.400	5-6	.833	0	6	6	6.0	3	0	0	0.00	6	6.00	0.00	0	0.00	1	1.00	13	13.0
15	BRAGG, Carlton	1-1	18	18.0	4-6	.667	0-0	.000	5-7	.714	0	6	6	6.0	3	0	0	0.00	0	0.00	0.00	2	2.00	0	0.00	13	13.0
03	MCGEE, Keith	1-0	20	20.0	5-7	.714	2-4	.500	0-0	.000	1	1	2	2.0	0	0	1	1.00	1	1.00	1.00	0	0.00	0	0.00	12	12.0
05	LYLE, JaQuan	1-1	26	26.0	4-6	.667	1-3	.333	0-0	.000	0	4	4	4.0	3	0	11	11.00	3	3.00	3.67	0	0.00	0	0.00	9	9.0
02	JACKSON, Vance	1-1	28	28.0	2-6	.333	0-2	.000	2-3	.667	0	4	4	4.0	3	0	3	3.00	2	2.00	1.50	1	1.00	1	1.00	6	6.0
11	CALDWELL, JJ	1-1	25	25.0	3-5	.600	0-0	.000	0-0	.000	1	5	6	6.0	2	0	4	4.00	4	4.00	1.00	0	0.00	2	2.00	6	6.0
30	WEGSCHEIDER, Kurt	1-0	3	3.0	2-2	1.000	0-0	.000	0-1	.000	0	0	0	0.0	0	0	0	0.00	0	0.00	0.00	0	0.00	0	0.00	4	4.0
20	PATTERSON, Clay	1-0	3	3.0	0-1	.000	0-1	.000	0-0	.000	0	0	0	0.0	0	0	0	0.00	0	0.00	0.00	0	0.00	0	0.00	0	0.0
23	KUAC, Emmanuel	1-0	4	4.0	0-1	.000	0-1	.000	0-0	.000	0	1	1	1.0	1	0	0	0.00	1	1.00	0.00	0	0.00	0	0.00	0	0.0
33	ARROYO, Jordan	1-0	3	3.0	0-0	.000	0-0	.000	0-0	.000	0	1	1	1.0	0	0	0	0.00	0	0.00	0.00	0	0.00	0	0.00	0	0.0
04	PERCY, Tavian	1-0	6	6.0	0-0	.000	0-0	.000	0-0	.000	0	0	0	0.0	0	0	2	2.00	0	0.00	99.00	0	0.00	1	1.00	0	0.0
Total.....		1	200		33-55	.600	7-20	.350	19-26	.731	3	33	36	36.0	19	0	22	22.00	21	21.00	1.05	7	7.00	6	6.00	92	92.0
Opponents.....		1	200		25-67	.373	8-24	.333	13-20	.650	14	23	37	37.0	21	-	12	12.00	22	22.00	0.55	1	1.00	9	9.00	71	71.0

Score by Periods	1st	2nd	Totals
New Mexico	45	47	92
Opponents	34	37	71

2019-20 SEASON STATISTICS

2019-20 Season Metrics

#	Player	Min	AST%	EFG%	TS%	Usg%	DRB%	ORB%	TRB%
33	ARROYO, Jordan	3	0.0	.000	.000	0.0	28.4	0.0	18.3
15	BRAGG, Carlton	18	0.0	.667	.716	23.1	28.4	0.0	18.3
11	CALDWELL, JJ	25	22.7	.600	.600	16.5	17.0	6.2	13.2
02	JACKSON, Vance	28	14.2	.333	.410	15.2	12.2	0.0	7.8
23	KUAC, Emmanuel	4	0.0	.000	.000	22.9	21.3	0.0	13.7
05	LYLE, JaQuan	26	63.0	.750	.750	15.8	13.1	0.0	8.4
10	MALUACH, Makuach	22	0.0	.857	.870	23.3	7.7	0.0	5.0
01	MANIGAULT, Corey	19	9.4	.833	.838	23.5	4.5	0.0	2.9
00	MARTIN, Zane	23	0.0	.500	.611	33.1	22.2	0.0	14.3
03	MCGEE, Keith	20	8.7	.857	.857	18.3	4.3	7.7	5.5
20	PATTERSON, Clay	3	0.0	.000	.000	15.2	0.0	0.0	0.0
04	PERCY, Tavian	6	40.4	.000	.000	0.0	0.0	0.0	0.0
30	WEGSCHEIDER, Kurt	3	0.0	1.000	.820	37.2	0.0	0.0	0.0

Estimated possessions: 85.4

Team offensive rating (ORTg): 107.8

Team defensive rating (DRtg): 83.2

AST% - An estimate of the pct of teammate field goals assisted while on the floor

EFG% - Effective FG% (adjusts to include additional points from 3FGs)

TS% - True Shooting% (takes into account field goals, 3-point field goals, and free throws)

Usg% - An estimate of the pct of team plays used while on the floor

DRB% - An estimate of the pct of available defensive rebounds grabbed while on the floor

ORB% - An estimate of the pct of available offensive rebounds grabbed while on the floor

TRB% - An estimate of the pct of all available rebounds grabbed while on the floor

ORTg - Offensive rating - points scored per 100 possessions

DRtg - Defensive rating - points allowed per 100 possessions

2019-20 Team Game-by-Game

Opponent	Date	Score		Total		3-Pointers		Free throws		Rebounds				pf	a	t/o	blk	stl	pts	avg
				fg-fga	pct	3fg-fga	pct	ft-fta	pct	off	def	tot	avg							
EASTERN N.M.	11/06/19	92-71	W	33-55	.600	7-20	.350	19-26	.731	3	33	36	36.0	19	22	21	7	6	92	92.0
New Mexico		92		33-55	.600	7-20	.350	19-26	.731	3	33	36	36.0	19	22	21	7	6	92	92.0
Opponents		71		25-67	.373	8-24	.333	13-20	.650	14	23	37	37.0	21	12	22	1	9	71	71.0

Games played: 1
 Points/game: 92.0
 FG Pct: 60.0
 3FG Pct: 35.0
 FT Pct: 73.1

Rebounds/game: 36.0
 Assists/game: 22.0
 Turnovers/game: 21.0
 Assist/turnover ratio: 1.0
 Steals/game: 6.0
 Blocks/game: 7.0

2019-20 Opponent Game-by-Game

Opponent	Date	Score		Total		3-Pointers		Free throws		Rebounds				pf	a	t/o	blk	stl	pts	avg
				fg-fga	pct	3fg-fga	pct	ft-fta	pct	off	def	tot	avg							
EASTERN N.M.	11/06/19	92-71	W	25-67	.373	8-24	.333	13-20	.650	14	23	37	37.0	21	12	22	1	9	71	71.0
Opponents		71		25-67	.373	8-24	.333	13-20	.650	14	23	37	37.0	21	12	22	1	9	71	71.0
New Mexico		92		33-55	.600	7-20	.350	19-26	.731	3	33	36	36.0	19	22	21	7	6	92	92.0

Games played: 1
 Points/game: 71.0
 FG Pct: 37.3
 3FG Pct: 33.3
 FT Pct: 65.0

Rebounds/game: 37.0
 Assists/game: 12.0
 Turnovers/game: 22.0
 Assist/turnover ratio: 0.5
 Steals/game: 9.0
 Blocks/game: 1.0

2019-20 SEASON STATISTICS

2019-20 Game-by-Game Highs

Opponent	Date	Score	Points	Rebounds	Assists	Steals	Blocked shots
EASTERN N.M.	11/06/19	92-71	16-MALUACH, Makua	6-BRAGG, Carlton CALDWELL, JJ MARTIN, Zane	11-LYLE, JaQuan	2-CALDWELL, JJ	3-MANIGAULT, Core

LAST TIME OUT

NOV. 6, 2019 - NEW MEXICO 92, EASTERN NM 71 - Albuquerque, N.M.

Men's Basketball Opens Season with 20+ Point Win

ALBUQUERQUE, N.M. --- The University of New Mexico men's basketball team opened its season with a 21-point victory over Eastern New Mexico on Wednesday evening inside Dreamstyle Arena - The Pit. Five Lobos racked up double figures in the 92-71 win.

The first points of the 2019-20 season came on a steal and a layup when redshirt-junior JJ Caldwell went coast-to-coast to kick off his first outing as a Lobo 1:15 into the first half - and the action didn't stop there. The Lobos debuted at a break-neck speed in their season opener in which the fiery offense shot 60.0 percent from the field.

The Lobos were led by a quiet 16 points from junior Makuach Maluach, who scored seven points in the first half before adding eight more in just the first five minutes of the second half. Maluach was joined in the double-digit club by redshirt-senior Carlton Bragg Jr, redshirt-junior Zane Martin and senior Corey Manigault, each with 13 points apiece, as well as redshirt-junior Keith McGee who posted 12.

The last time the Lobos had five double-digit scorers was against Iona at the start of last season, on Nov. 13, 2018.

In addition to the reliable shooting, the Lobos also saw redshirt-senior JaQuan Lyle, who has sat the bench for two years as a Lobo (the first due to NCAA transfer rules, the second due to injury), not only scored nine points to go along with four rebounds, but also racked up an outstanding 11 assists. Lyle regularly found players down-court, firing passes between defenders, much to The Pit crowd's delight.

New Mexico had just one Lobo collect 10+ assists in a game last season, Drue Drinnon on Dec. 30, 2018 against the University of the Southwest. Prior to that, it was former Lobo Antino Jackson, who was known for his knack for the assist, on Feb. 10, 2018 at Air Force.

In fact, Lyle nearly posted the first double-double in points and assists since Jackson did so in that game.

UNM went into the locker room at the half up by 11, 45-34, and shooting 62.1 percent compared to 40.7 percent (11-27) for the Greyhounds. However, Eastern New Mexico was dominating behind the arc, firing at a clip of 50.0 percent compared to 36.4 percent for UNM.

"Offense isn't my concern right now," head coach Paul Weir said. "We need to value the basketball more, which I think [was tonight] a little more careless than it is skill... We have a lot of potential, but I don't think we're going to reach it unless we can find a way to become a good defensive basketball team.

"I think we showed some flashes of it tonight, but obviously not anywhere we want to be, but that's expected."

The teams traded baskets in favor of ENMU, four points to two, throughout the first 1:12 of the second half before the Lobos exploded on a 13-0 run that started with a fast-break layup by Caldwell, included a Lyle 3-pointer and ended with a Maluach free throw for his 16th point at the 15:48 mark.

The run lasted 2:20 and put the Lobos on top by 23 points, a margin that was not relinquished until 2:56 on the clock as the Lobo starters began exiting the game.

UNM got the lead up to as many as 28 points, 81-53 with 8:01 on the clock en route to the 21-point win.

On the night, UNM fired 60 percent from the floor (33-55), 35 percent from 3-point range and 73.1 percent from the stripe. ENMU finished 37.3 percent from the field, 33.3 percent from 3-point range and 65 percent from the free throw line.

Leading the Greyhounds were a pair of double-digit scorers including senior Darius Sawyer (11 points) and junior Ibn Zaid (10) points. UNM limited ENMU's returning leading scorer, junior Devin Pullum, to just seven points on the night. Pullum averaged 12.7 points per game last season.

The Lobos return to action on Saturday, Nov. 9 against CSUN at 7 p.m. Last season, UNM opened its campaign on the road in Northridge, claiming the victory on a buzzer-beating three.

Official Basketball Box Score -- Game Totals -- Final Statistics
Eastern N.M. vs New Mexico
 11/06/19 7:00 pm at Dreamstyle Arena - The Pit

Eastern N.M. 71 • 0-0, 0-0 LSC

#	Player	Total		3-Ptr		Rebounds		PF	TP	A	TO	Blk	Stl	Min	
		FG-FGA	FT-FTA	FG-FGA	FT-FTA	Off	Def								Tot
14	Marvin Mapaga	f	1-2	0-0	0-0	1	1	2	4	2	0	3	0	1	9
24	Yosnier Cobas	f	3-3	1-1	0-2	1	0	1	0	7	1	0	1	2	16
05	Isaiah Murphy	g	3-8	3-6	0-0	0	0	0	1	9	0	4	0	0	25
10	Devin Pullum	g	2-11	0-5	3-4	0	5	5	1	7	1	5	0	1	30
21	Ibn Zaid	g	4-9	1-3	1-2	1	4	5	1	10	3	2	0	0	25
00	Jose Serrano	g	2-5	0-0	2-2	1	0	1	5	6	0	2	0	0	14
01	Brandon Meadows	g	0-3	0-1	2-2	0	4	4	4	2	5	2	0	1	15
03	Mangistu Jongkor	g	0-0	0-0	0-0	0	0	0	0	0	0	0	0	0	2
04	Darius Sawyer	g	4-7	1-1	2-4	3	1	4	1	11	1	1	0	1	20
11	Nicolas Matheus	g	0-3	0-1	0-0	2	1	3	0	0	0	0	0	0	4
13	Tanner Carter	g	0-1	0-1	0-0	0	0	0	0	0	0	0	0	0	3
20	Deng Kuany	g	4-11	1-2	0-0	3	2	5	3	9	1	1	0	2	25
25	Mathew Mazique	g	2-4	1-3	3-4	0	1	1	1	8	0	0	0	1	12
Team						2	4	6							
Totals			25-67	8-24	13-20	14	23	37	21	71	12	22	1	9	200
FG % 1st Half:		11-27	40.7%	2nd half:	14-40	35.0%	Game:		25-67	37.3%					Deadball
3FG % 1st Half:		6-12	50.0%	2nd half:	2-12	16.7%	Game:		8-24	33.3%					Rebounds
FT % 1st Half:		6-10	60.0%	2nd half:	7-10	70.0%	Game:		13-20	65.0%					2

New Mexico 92 • 1-0, 0-0 MW

#	Player	Total		3-Ptr		Rebounds		PF	TP	A	TO	Blk	Stl	Min	
		FG-FGA	FT-FTA	FG-FGA	FT-FTA	Off	Def								Tot
15	BRAGG, Carlton	f	4-6	0-0	5-7	0	6	6	3	13	0	0	2	0	18
02	JACKSON, Vance	g	2-6	0-2	2-3	0	4	4	3	6	3	2	1	1	28
05	LYLE, JaQuan	g	4-6	1-3	0-0	0	4	4	3	9	11	3	0	0	26
10	MALUACH, Makuach	g	5-7	2-4	4-5	0	2	2	1	16	0	2	1	1	22
11	CALDWELL, JJ	g	3-5	0-0	0-0	1	5	6	2	6	4	4	0	2	25
00	MARTIN, Zane	g	3-8	2-5	5-6	0	6	6	3	13	0	6	0	1	23
01	MANIGAULT, Corey	g	5-6	0-0	3-4	0	1	1	3	13	1	2	3	0	19
03	MGEE, Keith	g	5-7	2-4	0-0	1	1	2	0	12	1	1	0	0	20
04	PERCY, Tavian	g	0-0	0-0	0-0	0	0	0	0	0	2	0	0	1	6
20	PATTERSON, Clay	g	0-1	0-1	0-0	0	0	0	0	0	0	0	0	0	3
23	KUAC, Emmanuel	g	0-1	0-1	0-0	0	1	1	0	1	0	0	1	0	4
30	WEGSCHEIDER, Kurt	g	2-2	0-0	0-1	0	0	0	0	4	0	0	0	0	3
33	ARROYO, Jordan	g	0-0	0-0	0-0	0	1	1	0	0	0	0	0	0	3
Team						1	2	3							
Totals			33-55	7-20	19-26	3	33	36	19	92	22	21	7	6	200
FG % 1st Half:		18-29	62.1%	2nd half:	15-26	57.7%	Game:		33-55	60.0%					Deadball
3FG % 1st Half:		4-11	36.4%	2nd half:	3-9	33.3%	Game:		7-20	35.0%					Rebounds
FT % 1st Half:		5-8	62.5%	2nd half:	14-18	77.8%	Game:		19-26	73.1%					3

Officials: James Ford, Michael Greenstein, Eric Curry
 Technical fouls: Eastern N.M.-TEAM, New Mexico-MANIGAULT, Corey; MARTIN, Zane.
 Attendance: 9501
 2019-20 Men's Basketball. Round: 0. Eastern N.M. vs New Mexico. Played at Dreamstyle Arena

Score by periods	1st	2nd	Total
Eastern N.M.	34	37	71
New Mexico	45	47	92

LAST TIME THEY MET ...

NOV. 6, 2018 - NEW MEXICO 87, CSUN 84 - Northridge, Calif.

Lobos Win Opener on Mathis 3-Point Buzzer-Beater

NORTHRIDGE, Calif. --- Senior Anthony Mathis of The University of New Mexico men's basketball team hit a buzzer-beating three to lift the Lobos over the CSUN Matadors on Tuesday night, officially opening the 2018-19 season with an exciting 87-84 victory. Four Lobos scored in double figures on the night that saw UNM's new squad shoot 51.9 percent from the floor and 42.3 percent from 3-point range.

The Lobos (1-0) and the Matadors (0-1) battled throughout 40 minutes with 13 lead changes and six ties.

Despite a shaky start full of first-game-of-the-season-nerve, UNM outshot CSUN in every category including from the floor (51.9 - 45.8 percent) from behind the arc (42.3 - 35.0 percent) and from the free throw line (75.9 - 52.4 percent).

In his first game as a Lobo, junior Corey Manigault led the squad on the night with 16 points going 4-for-6 from the floor and 8-for-9 from the charity stripe. Senior Dane Kuiper and sophomore Makuach Maluach followed with 15 points apiece. Kuiper went 3-for-5 from behind the arc, 5-for-8 from the floor and Maluach was 5-for-9 from the floor with a three and four free throws.

Mathis was the fourth player to score in double figures, registering 12 points with a 4-for-7 performance from 3-point range.

CSUN freshman Lamine Diane led all players on the night with 34 points going 15-for-28 from the field. Diane scored 30 and 23 points in CSUN's exhibition matchups.

"Ball control was clearly an issue for us tonight," head coach Paul Weir said. "Our size was almost a problem tonight (because CSUN was so quick), but you've got to tip your cap to CSUN, they played their hearts out. Diane is a tremendous player, puts a lot of pressure on defenses, particularly on the glass, and they were able to go out and show that tonight."

The Lobos opened Tuesday night's contest with a 2:54 drought before sophomore Vladimir Pinchuk registered UNM's first points on a pair of free throws with 17:06 on the clock to make it 6-2 CSUN. A minute later, Manigault shot a pair of free throws to make it 6-4 but the Lobos did not score from the floor until 5:08 into the game when Kuiper hit a jumper to make it 8-6 Matadors.

Kuiper's jumper was followed by a three-pointer just 32 seconds later to spark a Lobo 10-0 run over 2:57, putting UNM on top 16-10.

Both teams continued to respond and with CSUN leading by one at the conclusion of the half, a foul was called at the buzzer that sent Maluach to the line. He hit the shot and tied it 42-42 heading into the locker room.

Over the first half, UNM was out-rebounded 21-15.

Once again it was Kuiper in the second half to give the Lobo offense life as he came out of the locker room with the first six points for UNM on a pair of threes split by a jumper by Diane, 48-44.

The fifth tie of the game occurred at the 4:07 mark when redshirt-sophomore Vance Jackson hit a free throw to tie it up 77-77. The Lobos built a four-point lead, 84-80 before a layup by CSUN's Cameron Gottfried made it 84-82 with just 30 seconds left on the clock.

The Lobos attempted to keep the ball and run down the clock but a UNM turnover allowed the Matadors to have one more possession that ended in another jumper by Diane to make it 84-84 with 6.1 seconds left.

The Lobos gained possession with the clock winding down and took about 4.5 seconds to cross half-court. Mathis looked up, saw the clock and took a long three from the right wing and sunk it for the win, 87-84.

On the night, CSUN dominated in the paint, 44-24 and registered 25 points off of turnovers compared to 22 for UNM. CSUN also tallied 13 second-chance points to just four for the Lobos and 12 on the fast break.

The Lobos are set to return to action on Saturday, Nov. 10 when they take on Northern New Mexico in exhibition competition as part of the second-annual New Mexico Classic tournament hosted by UNM.

Official Basketball Box Score -- Game Totals -- Final Statistics																	
New Mexico vs CSUN																	
11/6/18 7:00 p.m. at Northridge, Calif. (The Matadome)																	
New Mexico 87 • 1-0																	
##	Player	Total		3-Ptr		Rebounds			PF	TP	A	TO	Blk	Stl	Min		
		FG	FGA	FG	FGA	FT	FTA	Off								Def	Tot
01	MANIGAULT, Corey	4	6	0	1	8	9	0	5	5	3	16	1	4	1	0	22
02	JACKSON, Vance	2	6	2	4	1	2	1	7	8	2	7	1	5	0	2	23
10	MALUACH, Makuach	5	9	1	4	4	7	0	2	2	2	15	1	2	0	2	27
15	PINCHUK, Vladimir	2	4	0	0	5	6	3	2	5	3	9	0	0	0	0	29
32	MATHIS, Anthony	4	8	4	7	0	0	0	1	1	4	12	3	1	0	0	25
03	McGEE, Keith	3	4	1	1	0	0	0	2	2	1	7	0	2	0	1	19
04	PERCY, Tavian	0	0	0	0	0	0	0	0	0	1	0	1	0	0	0	2
14	KUIPER, Dane	5	8	3	5	2	3	0	4	4	0	15	1	1	0	2	26
25	EZZEDDINE, Karim	2	7	0	4	0	0	2	3	5	5	4	1	4	3	1	19
33	ARROYO, Jordan	0	0	0	0	2	2	0	2	2	0	2	0	1	0	0	8
Team																	
Totals		27	52	11	26	22	29	6	30	36	21	87	9	20	4	8	200
FG % 1st Half: 12-24		50.0%		2nd half: 15-28		53.6%		Game: 27-52		51.9%						Deadball Rebounds	
3FG % 1st Half: 5-12		41.7%		2nd half: 6-14		42.9%		Game: 11-26		42.3%						1	
FT % 1st Half: 13-17		76.5%		2nd half: 9-12		75.0%		Game: 22-29		75.9%							
CSUN 84 • 0-1																	
##	Player	Total		3-Ptr		Rebounds			PF	TP	A	TO	Blk	Stl	Min		
		FG	FGA	FG	FGA	FT	FTA	Off								Def	Tot
02	Harkless, Elijah	1	4	0	0	3	7	0	6	6	4	5	6	4	0	4	28
03	Gomez, Terrell	8	19	4	12	1	1	0	0	0	1	21	3	3	0	0	38
15	Gottfried, Cameron	2	4	0	1	0	0	3	3	6	4	4	2	1	0	1	20
30	Ou, Michael	3	5	0	0	0	0	1	2	3	3	6	0	3	0	0	19
35	Diane, Lamine	15	28	0	0	4	7	3	4	7	4	34	2	1	1	4	31
10	Brown II, Darius	2	5	2	3	0	0	0	0	0	4	6	2	1	0	3	15
12	Sokol, Alex	1	5	1	4	2	2	0	2	2	3	5	1	1	0	0	19
23	Ochieng, Teddy	0	0	0	0	0	0	2	1	3	0	0	1	0	0	0	8
25	Pearre, Jared	1	1	0	0	1	4	1	4	5	3	3	1	0	0	1	21
42	Orr, Blair	0	1	0	0	0	0	1	0	1	1	0	0	0	0	0	1
Team																	
Totals		33	72	7	20	11	21	16	25	41	27	84	18	14	1	13	200
FG % 1st Half: 17-36		47.2%		2nd half: 16-36		44.4%		Game: 33-72		45.8%						Deadball Rebounds	
3FG % 1st Half: 7-12		58.3%		2nd half: 0-8		0.0%		Game: 7-20		35.0%						3	
FT % 1st Half: 1-4		25.0%		2nd half: 10-17		58.8%		Game: 11-21		52.4%							
Officials: Robert Lehigh, Jeff Wooten, Brady Chelette																	
Technical fouls: New Mexico-None. CSUN-None.																	
Attendance: 1551																	
Score by periods		1st	2nd	Total													
New Mexico		42	45	87													
CSUN		42	42	84													

OPPONENT NUMERICAL ROSTER/STATS

CSUN 2019-20 ROSTER

No.	Name	Pos.	Ht.	Wt.	Cl.	Hometown (Previous School)
0	Lance Coleman II	F	6-6	205	RS-JR	Stockton, Calif. (Fullerton College)
1	Rodney Henderson Jr.	F	6-5	185	SR	Carson, Calif. (Santiago Canyon College)
2	Elijah Harkless	G	6-4	195	SO	Rialto, Calif. (Etiwanda HS)
3	Terrell Gomez	G	5-8	160	JR	Los Angeles, Calif. (Middlebrooks Academy)
10	Darius Brown II	G	6-1	180	SO	Pasadena, Calif. (Pasadena HS)
1	Festus Ndumanya	F	6-7	220	FR	Anambra, Nigeria (Capistrano Valley Christian School)
12	Alex Sokol	G	6-5	175	JR	San Jose, Calif. (Valley Christian HS)
14	Dmytro Skapintsev	C	7-1	265	JR	Cherkasy, Ukraine (Cherkasy Polytechnic Tech College)
15	Ron Artest III	F	6-7	215	SO	New York, N.Y. (Hillcrest Prep)
20	Miles Brookins	F/C	6-9	220	JR	Cypress, Calif. (La Salle University)
25	Jared Pearre	F	6-9	190	RS-SO	McKinney, Texas (McKinney North HS)
30	Michael Ou	C	6-9	230	SO	Guangdong, China (Menaul School)
32	Brendan Harrick	G/F	6-5	190	RS-FR	Anaheim, Calif. (Esperanza HS)
34	Mahamadou Kaba-Camara	C	7-0	270	SR	Conakry, Guinea (Balboa City HS)
35	Lamine Diane	F	6-7	205	RS-SO	Dakar, Senegal (Findlay Prep HS)

CSUN 2018-19 STATISTICS

RECORD:	OVERALL	HOME	AWAY	NEUTRAL
ALL GAMES	13-21	7-9	4-11	2-1
CONFERENCE	7-9	4-4	3-5	0-0
NON-CONFERENCE	6-12	3-5	1-6	2-1

#	Player	gp-gs	min	avg	Total		3-Point		F-Throw		Rebounds				pf	dq	a	to	blk	stl	pts	avg
					fg-fga	fg%	3fg-fga	3fg%	ft-fga	ft%	off	def	tot	avg								
35	Diane, Lamine	33-33	1165	35.3	340-701	.485	7-23	.304	131-251	.522	108	260	368	11.2	112	4	68	105	72	50	818	24.8
03	Gomez, Terrell	34-34	1283	37.7	214-476	.450	117-279	.419	107-122	.877	12	58	70	2.1	45	0	96	60	0	36	652	19.2
01	Henderson Jr, Rodney	28-9	722	25.8	102-264	.386	53-160	.331	41-52	.788	32	64	96	3.4	54	0	22	20	6	21	298	10.6
10	Brown II, Darius	34-32	1060	31.2	101-221	.457	27-88	.307	54-70	.771	28	95	123	3.6	75	4	176	59	5	47	283	8.3
15	Gottfried, Cameron	34-26	903	26.6	60-142	.423	24-72	.333	17-25	.680	36	112	148	4.4	74	2	74	45	14	30	161	4.7
30	Ou, Michael	29-13	468	16.1	47-84	.560	0-0	.000	27-44	.614	21	50	71	2.4	71	2	7	25	13	3	121	4.2
02	Harkless, Elijah	18-2	257	14.3	20-48	.417	3-9	.333	28-55	.509	8	37	45	2.5	39	0	38	31	2	16	71	3.9
25	Pearre, Jared	30-13	395	13.2	38-58	.655	0-0	.000	12-24	.500	30	51	81	2.7	56	2	18	19	16	14	88	2.9
42	Orr, Blair	13-5	129	9.9	16-33	.485	0-0	.000	5-7	.714	2	15	17	1.3	24	1	4	8	1	1	37	2.8
14	Artest III, Ron	16-0	198	12.4	17-31	.548	0-0	.000	4-14	.286	15	19	34	2.1	48	2	3	16	10	3	38	2.4
23	Ochieng, Teddy	4-0	44	11.0	3-7	.429	0-0	.000	2-4	.500	4	7	11	2.8	4	0	2	0	0	0	8	2.0
12	Sokol, Alex	7-0	72	10.3	3-20	.150	3-17	.176	2-2	1.000	0	4	4	0.6	6	0	4	2	0	2	11	1.6
34	Kaba-Camara, Maham	17-3	179	10.5	7-18	.389	0-0	.000	1-6	.167	5	20	25	1.5	33	2	0	3	15	2	15	0.9
Team											61	60	121				17					
Total.....		34	6875		968-2103	.460	234-648	.361	431-676	.638	362	852	1214	35.7	641	19	512	410	154	225	2601	76.5
Opponents.....		34	6875		951-2129	.447	292-763	.383	507-685	.740	412	910	1322	38.9	631	-	497	424	106	203	2701	79.4

TEAM STATISTICS	CSUN	OPP	Date	Opponent	Score	Att.		
SCORING	2601	2701	11/6/18	NEW MEXICO	L 84-87	1551		
Points per game	76.5	79.4	11/13/18	at Loyola Marymount	L 64-79	862		
Scoring margin	-2.9	-	11/17/18	PORTLAND	L 77-80	886		
FIELD GOALS-ATT	968-2103	951-2129	11/20/18	TENNESSEE STATE	w 80-77	858		
Field goal pct	.460	.447	11/27/18	at Washington St.	L 94-103	1909		
3 POINT FG-ATT	234-648	292-763	12/1/18	SACRAMENTO STATE	L 68-88	812		
3-point FG pct	.361	.383	12/03/18	at Pepperdine	w 90-83	1215		
3-pt FG made per game	6.9	8.6	12/5/18	CAL STATE SAN MARCOS	w 76-72	745		
FREE THROWS-ATT	431-676	507-685	12/9/18	at San Diego	L 68-82	1456		
Free throw pct	.638	.740	12/16/18	PACIFIC	L 77-79	565		
F-Throws made per game	12.7	14.9	12/19/18	at New Mexico St.	L 57-92	5334		
REBOUNDS	1214	1322	% 12/22/18	vs SIU EDWARDSVILLE	w 85-79	2232		
Rebounds per game	35.7	38.9	% 12/23/18	vs RIDER	w 81-80	2152		
Rebounding margin	-3.2	-	12/29/18	MORGAN STATE	w 94-86	619		
ASSISTS	512	497	01-01-19	at SAN DIEGO STATE	L 60-65	9971		
Assists per game	15.1	14.6	1/5/19	YALE	Lot 90-94	1138		
TURNOVERS	410	424	1/9/19	at UC Riverside	w 84-83	437		
Turnovers per game	12.1	12.5	1/12/19	at Cal Poly	Wot 78-74	2513		
Turnover margin	+0.4	-	1/17/19	HAWAII	L 79-84	815		
Assist/turnover ratio	1.2	1.2	1/19/19	UC IRVINE	L 68-74	947		
STEALS	225	203	1/23/19	LONG BEACH STATE	w 86-71	985		
Steals per game	6.6	6.0	01/30/19	at Cal State Fullerton	L 71-78	934		
BLOCKS	154	106	2/2/19	CAL POLY	w 83-65	1393		
Blocks per game	4.5	3.1	2/6/19	at UC Santa Barbara	L 64-70	1334		
ATTENDANCE	16577	43950	02/13/19	at UC Davis	L 59-76	1687		
Home games-Avg/Game	16-1036	15-2638	2/16/19	CAL STATE FULLERTON	L 71-78	1137		
Neutral site-Avg/Game	-	3-1461	2/20/19	at Long Beach State	L 78-80	1848		
			02/23/19	UC DAVIS	Wot 81-76	1113		
Score by Periods	1st	2nd	OT	Totals				
CSUN	1242	1312	47	2601				
Opponents	1273	1386	42	2701				
					2/27/19	UC RIVERSIDE	w 70-68	1020
					03/02/19	at Hawai'i	w 84-73	6673
					3/7/19	UC SANTA BARBARA	L 74-76	1993
					03/09/19	at UC Irvine	L 74-86	3018
					03/14/19	vs UC Santa Barbara	L 68-71	0
					03/19/19	at Utah Valley	L 84-92	375

OPPONENT'S LAST TIME OUT

NOV. 5, 2019 - OREGON STATE 87, CSUN 67 - Corvallis, Ore.

Men's Basketball Drops Season Opener at Oregon State

CORVALLIS, Ore.--- CSUN Men's Basketball (0-1) dropped its season opener at Oregon State 87-67 on Tuesday evening at Gill Coliseum. Junior Terrell Gomez led all Matadors in scoring with 19 points while sophomore Elijah Harkless added a career-high 15 points with five rebounds and three assists. Sophomore Darius Brown II chipped in with 13 points, eight rebounds and four assists.

The Beavers shot 46.0 percent from the field but earned their way to the free throw line with regularity, shooting 22-of-31 for the night (71.0 percent). CSUN finished 38.3 percent from the floor and hit 8-of-26 from 3-point range (30.8 percent). The Matadors also made 13-of-18 at the charity stripe (72.2 percent). Oregon State out-rebounded CSUN 45-35.

FIRST HALF

The Matadors showed their shooting ability from long range at the outset of the game, hitting three of their first four 3-pointers to stake to a 9-6 lead at the 16:49 mark. Gomez would hit another trey moments later and Harkless followed with a driving layup to keep the game even at 14-14.

The half though would be decided over the next four minutes when the Beavers forged an 11-0 run to build a 25-14 advantage. Michael Ou finally ended the drought with a layup off a pass from Harkless but the Matadors would be trailing the rest of the period by double digits. Tres Tinkle led the way for the Beavers in the half, scoring 15 points as the Beavers took a 45-31 lead into the break.

SECOND HALF

The Matadors scored the first six points of the second half behind shots from Festus Ndumanya and Lance Coleman II to quickly trim the deficit to eight. The Beavers again answered with a 6-0 outburst that pushed the lead back to 14 points (54-40) behind strong play on the inside. A Kylor Kelly dunk made it a 61-49 game at the 11:41 mark of the half. Still, the Matadors showed fight throughout and continued to chip away at the lead. Gomez scored eight-straight points to suddenly bring CSUN within 63-57 at the midway mark of the second half.

However, six points would be the closest the Matadors would get as the Beavers scored the next eight points, capped by a layup from Tinkle. The Matadors went without a field goal for six-plus minutes, giving the Beavers a chance to continue to stretch their lead. Harkless ended the streak with a field goal but by that time the Matadors looked up at a 19-point deficit. Six of the final eight points were scored by Harkless as Oregon State maintained a sizeable lead in the closing moments.

GAME NOTES

Coleman II started his first career game with the Matadors, finishing with eight points and five rebounds in 31 minutes. Freshmen Brendan Harrick and Ndumanya played in their first collegiate game and each made a field goal.

For the Beavers, four players finished in double figures, led by Tinkle who had a game-high 25 points to go with 10 rebounds.

ACCORDING TO HEAD COACH MARK GOTTFRIED

"Our guys played hard. Obviously we're missing some key guys and we have to figure out a way to fill those gaps. We have to get some more scoring inside, right now we're getting zero. We've got to do a better job of going inside and seeing if we can make a basket. But we'll get better and there's a lot of things we can improve on."

UP NEXT

CSUN completes a short two-game road trip on Saturday night against New Mexico. Tip-off is slated for 6 p.m. (PST). Ghizal Hasan will call the action in an audio broadcast on the CSUN Sports Network presented by Dignity Health.

Official Basketball Box Score -- Game Totals -- Final Statistics															
CSUN vs Oregon St.															
11/05/19 8:00 pm at Corvallis, Ore.															
CSUN 67 • 0-1,0-0 Big West															
##	Player	Total		3-Ptr		Rebounds			PF	TP	A	TO	Blk	Stl	Min
		FG	FGA	FG	FGA	FT	FTA	Off							
00	Coleman II, Lance	f	3-11	1-8	1-1	1	4	5	3	8	1	3	0	2	32
15	Artest III, Ron	f	0-0	0-0	0-0	0	1	1	3	0	0	1	0	0	2
02	Harkless, Elijah	g	3-9	0-1	9-13	2	3	5	3	15	3	3	0	1	31
03	Gomez, Terrell	g	6-16	4-8	3-4	0	2	2	2	19	2	3	0	0	36
10	Brown II, Darius	g	5-9	3-5	0-0	4	4	8	2	13	4	2	0	2	36
01	Henderson Jr, Rodney	g	1-5	0-3	0-0	1	0	1	4	2	0	1	0	0	13
11	Ndumanya, Festus	g	1-2	0-0	0-0	0	2	2	3	2	3	2	2	0	23
25	Pearre, Jared	g	1-1	0-0	0-0	0	1	1	2	2	0	0	0	0	12
30	Ou, Michael	g	2-4	0-0	0-0	2	0	2	1	4	0	0	0	0	7
32	Harrick, Brendan	g	1-3	0-1	0-0	0	0	0	1	2	0	0	0	0	8
	Team					3	5	8							
	Totals		23-60	8-26	13-18	13	22	35	24	67	13	15	2	5	200
	FG % 1st Half: 11-36	30.6%	2nd half: 12-24	50.0%	Game: 23-60	38.3%									Deadball Rebounds 0
	3FG % 1st Half: 5-15	33.3%	2nd half: 3-11	27.3%	Game: 8-26	30.8%									
	FT % 1st Half: 4-6	66.7%	2nd half: 9-12	75.0%	Game: 13-18	72.2%									
Oregon St. 87 • 1-0,0-0 Pac-12															
##	Player	Total		3-Ptr		Rebounds			PF	TP	A	TO	Blk	Stl	Min
		FG	FGA	FG	FGA	FT	FTA	Off							
03	Tres Tinkle	f	10-17	3-5	2-4	3	7	10	4	25	7	1	2	0	36
04	Alfred Hollins	f	0-4	0-1	0-0	0	4	4	2	0	2	0	0	1	21
24	Kylor Kelley	f	5-7	0-0	8-13	4	4	8	3	18	1	2	4	1	24
05	Ethan Thompson	g	4-17	2-9	4-4	2	3	5	1	14	4	2	1	2	37
11	Zach Reichle	g	4-9	1-3	4-5	1	3	4	2	13	4	1	1	1	32
00	Gianni Hunt	g	0-1	0-1	0-0	0	0	0	2	0	0	0	0	0	5
01	Sean Miller-Moore	g	2-2	0-0	0-1	1	2	3	0	4	0	0	0	0	10
02	Jarod Lucas	g	1-2	1-1	4-4	1	2	3	1	7	1	0	0	2	19
12	Roman Silva	g	2-3	0-0	0-0	2	0	2	0	4	0	1	0	0	5
15	Payton Dastrup	g	1-1	0-0	0-0	0	2	2	0	2	2	0	0	1	10
35	Dearon Tucker	g	0-0	0-0	0-0	0	0	0	0	0	0	1	0	0	1
	Team					3	1	4							
	Totals		29-63	7-20	22-31	17	28	45	15	87	21	11	8	8	200
	FG % 1st Half: 15-34	44.1%	2nd half: 14-29	48.3%	Game: 29-63	46.0%									Deadball Rebounds 0
	3FG % 1st Half: 3-11	27.3%	2nd half: 4-9	44.4%	Game: 7-20	35.0%									
	FT % 1st Half: 12-19	63.2%	2nd half: 10-12	83.3%	Game: 22-31	71.0%									
Officials: Rick Batsell, Scott Brown, Randy Richardson															
Technical fouls: CSUN-None. Oregon St.-None.															
Attendance:															
Score by periods		1st	2nd	Total											
CSUN		31	36	67											
Oregon St.		45	42	87											

CHARTING THE NUMBERS

	Season	Career at UNM
Double-Digit Scoring Games		
Makuach Maluach	1	29 (19-10)
Corey Manigault	1	12 (6-6)
Vance Jackson	0	22 (9-13)
Keith McGee	1	13 (8-5)
Drue Drinnon	0	1 (0-1)
Carlton Bragg	1	14 (6-8)
Tavian Percy	0	1 (1-0)
Zane Martin	1	1 (1-0)

40-Point Games

30-Point Games

Vance Jackson	0	1 (0-1)
---------------	---	---------

20-Point Games

Makuach Maluach	0	4 (2-2)
Corey Manigault	0	2 (1-1)
Vance Jackson	0	3 (1-2)
Keith McGee	0	2 (1-1)
Carlton Bragg	0	1 (0-1)

Scoring Leaders

Makuach Maluach	1	8 (5-3)
Corey Manigault	0	4 (3-1)
Vance Jackson	0	7 (1-6)
Drue Drinnon	0	1 (0-1)
Keith McGee	0	4 (2-2)
Carlton Bragg	0	4 (1-3)

10+ Rebound Games

Corey Manigault	0	3 (3-0)
Vance Jackson	0	5 (3-2)
Carlton Bragg	0	8 (3-5)
Makuach Maluach	0	1 (1-0)

Rebounding Leaders

Vance Jackson	0	12 (5-7)
Corey Manigault	0	3 (1-2)
Carlton Bragg	1	14 (6-8)
Keith McGee	0	1 (0-1)
JJ Caldwell	1	1 (1-0)
Zane Martin	1	1 (1-0)

Double-Doubles		
Vance Jackson	0	5 (3-2)
Corey Manigault	0	2 (2-0)
Carlton Bragg	0	3 (0-3)
Makuach Maluach	0	1 (1-0)

Assist Leaders

Vance Jackson	0	10 (5-5)
Corey Manigault	0	1 (1-0)
Drue Drinnon	0	8 (4-4)
Keith McGee	0	3 (0-3)
Makuach Maluach	0	8 (0-8)
Carlton Bragg	0	2 (0-2)
JaQuan Lyle	1	1 (1-0)

* () Team's record in those games

2019-20 DUNK TRACKER

Player	Overall	MW
Carlton Bragg	1	-
Keith McGee	2	-
Corey Manigault	1	-

SCORING MARGIN BREAKDOWN

Total	1	2	3	4	5	6	7	8	9	10	11-15	16-20	21+
Win	0	0	0	0	0	0	0	0	0	0	0	0	1
Loss	0	0	0	0	0	0	0	0	0	0	0	0	0

UNM INDIVIDUAL GAME HIGHS

Points	16		MALUACH, Makuach vs Eastern N.M. (11/06/19)
	13		MANIGAULT, Corey vs Eastern N.M. (11/06/19)
	13		BRAGG, Carlton vs Eastern N.M. (11/06/19)
	13		MARTIN, Zane vs Eastern N.M. (11/06/19)
	12		MCGEE, Keith vs Eastern N.M. (11/06/19)
Field Goals Made	5		MANIGAULT, Corey vs Eastern N.M. (11/06/19)
	5		MCGEE, Keith vs Eastern N.M. (11/06/19)
	5		MALUACH, Makuach vs Eastern N.M. (11/06/19)
Field Goal Att.	8		MARTIN, Zane vs Eastern N.M. (11/06/19)
	7		MCGEE, Keith vs Eastern N.M. (11/06/19)
	7		MALUACH, Makuach vs Eastern N.M. (11/06/19)
FG Pct (min 5 made)	.833	(5-6)	MANIGAULT, Corey vs Eastern N.M. (11/06/19)
	.714	(5-7)	MCGEE, Keith vs Eastern N.M. (11/06/19)
	.714	(5-7)	MALUACH, Makuach vs Eastern N.M. (11/06/19)
3-Point FG Made	2		MCGEE, Keith vs Eastern N.M. (11/06/19)
	2		MARTIN, Zane vs Eastern N.M. (11/06/19)
	2		MALUACH, Makuach vs Eastern N.M. (11/06/19)
3-Point FG Att.	5		MARTIN, Zane vs Eastern N.M. (11/06/19)
	4		MALUACH, Makuach vs Eastern N.M. (11/06/19)
	4		MCGEE, Keith vs Eastern N.M. (11/06/19)
3-Pt FG Pct (min 2 made)	.500	(2-4)	MALUACH, Makuach vs Eastern N.M. (11/06/19)
	.500	(2-4)	MCGEE, Keith vs Eastern N.M. (11/06/19)
Free Throws Made	5		MARTIN, Zane vs Eastern N.M. (11/06/19)
	5		BRAGG, Carlton vs Eastern N.M. (11/06/19)
Free Throw Att.	7		BRAGG, Carlton vs Eastern N.M. (11/06/19)
	6		MARTIN, Zane vs Eastern N.M. (11/06/19)
FT Pct (min 3 made)	.833	(5-6)	MARTIN, Zane vs Eastern N.M. (11/06/19)
	.800	(4-5)	MALUACH, Makuach vs Eastern N.M. (11/06/19)
Rebounds	6		MARTIN, Zane vs Eastern N.M. (11/06/19)
	6		CALDWELL, JJ vs Eastern N.M. (11/06/19)
	6		BRAGG, Carlton vs Eastern N.M. (11/06/19)
Assists	11		LYLE, JaQuan vs Eastern N.M. (11/06/19)
	4		CALDWELL, JJ vs Eastern N.M. (11/06/19)
Steals	2		CALDWELL, JJ vs Eastern N.M. (11/06/19)
	1		MARTIN, Zane vs Eastern N.M. (11/06/19)
	1		JACKSON, Vance vs Eastern N.M. (11/06/19)
	1		MALUACH, Makuach vs Eastern N.M. (11/06/19)
	1		PERCY, Tavian vs Eastern N.M. (11/06/19)
Blocked Shots	3		MANIGAULT, Corey vs Eastern N.M. (11/06/19)
	2		BRAGG, Carlton vs Eastern N.M. (11/06/19)
Turnovers	6		MARTIN, Zane vs Eastern N.M. (11/06/19)
	4		CALDWELL, JJ vs Eastern N.M. (11/06/19)
Fouls	3		MANIGAULT, Corey vs Eastern N.M. (11/06/19)
	3		MARTIN, Zane vs Eastern N.M. (11/06/19)
	3		LYLE, JaQuan vs Eastern N.M. (11/06/19)
	3		BRAGG, Carlton vs Eastern N.M. (11/06/19)
	3		JACKSON, Vance vs Eastern N.M. (11/06/19)
Minutes	28		JACKSON, Vance vs Eastern N.M. (11/06/19)
	26		LYLE, JaQuan vs Eastern N.M. (11/06/19)
	25		CALDWELL, JJ vs Eastern N.M. (11/06/19)
	23		MARTIN, Zane vs Eastern N.M. (11/06/19)
	22		MALUACH, Makuach vs Eastern N.M. (11/06/19)

UNM AND OPPONENT TEAM HIGHS AND LOWS

NEW MEXICO - TEAM GAME HIGHS

POINTS	92	EASTERN N.M. (11/06/19)
FIELD GOALS MADE	33	EASTERN N.M. (11/06/19)
FIELD GOAL ATTEMPTS	55	EASTERN N.M. (11/06/19)
FIELD GOAL PERCENTAGE	.600 (33-55)	EASTERN N.M. (11/06/19)
3 PT FIELD GOALS MADE	7	EASTERN N.M. (11/06/19)
3 PT FG ATTEMPTS	20	EASTERN N.M. (11/06/19)
3 PT FG PERCENTAGE	.350 (7-20)	EASTERN N.M. (11/06/19)
FREE THROWS MADE	19	EASTERN N.M. (11/06/19)
FREE THROW ATTEMPTS	26	EASTERN N.M. (11/06/19)
FREE THROW PERCENTAGE	.731 (19-26)	EASTERN N.M. (11/06/19)
REBOUNDS	36	EASTERN N.M. (11/06/19)
ASSISTS	22	EASTERN N.M. (11/06/19)
STEALS	6	EASTERN N.M. (11/06/19)
BLOCKED SHOTS	7	EASTERN N.M. (11/06/19)
TURNOVERS	21	EASTERN N.M. (11/06/19)
FOULS	19	EASTERN N.M. (11/06/19)

OPPONENT - TEAM GAME HIGHS

POINTS	71	EASTERN N.M. (11/06/19)
FIELD GOALS MADE	25	EASTERN N.M. (11/06/19)
FIELD GOAL ATTEMPTS	67	EASTERN N.M. (11/06/19)
FIELD GOAL PERCENTAGE	.373 (25-67)	EASTERN N.M. (11/06/19)
3 PT FIELD GOALS MADE	8	EASTERN N.M. (11/06/19)
3 PT FG ATTEMPTS	24	EASTERN N.M. (11/06/19)
3 PT FG PERCENTAGE	.333 (8-24)	EASTERN N.M. (11/06/19)
FREE THROWS MADE	13	EASTERN N.M. (11/06/19)
FREE THROW ATTEMPTS	20	EASTERN N.M. (11/06/19)
FREE THROW PERCENTAGE	.650 (13-20)	EASTERN N.M. (11/06/19)
REBOUNDS	37	EASTERN N.M. (11/06/19)
ASSISTS	12	EASTERN N.M. (11/06/19)
STEALS	9	EASTERN N.M. (11/06/19)
BLOCKED SHOTS	1	EASTERN N.M. (11/06/19)
TURNOVERS	22	EASTERN N.M. (11/06/19)
FOULS	21	EASTERN N.M. (11/06/19)

NEW MEXICO - TEAM GAME LOWS

POINTS	92	EASTERN N.M. (11/06/19)
FIELD GOALS MADE	33	EASTERN N.M. (11/06/19)
FIELD GOAL ATTEMPTS	55	EASTERN N.M. (11/06/19)
FIELD GOAL PERCENTAGE	.600 (33-55)	EASTERN N.M. (11/06/19)
3 PT FIELD GOALS MADE	7	EASTERN N.M. (11/06/19)
3 PT FG ATTEMPTS	20	EASTERN N.M. (11/06/19)
3 PT FG PERCENTAGE	.350 (7-20)	EASTERN N.M. (11/06/19)
FREE THROWS MADE	19	EASTERN N.M. (11/06/19)
FREE THROW ATTEMPTS	26	EASTERN N.M. (11/06/19)
FREE THROW PERCENTAGE	.731 (19-26)	EASTERN N.M. (11/06/19)
REBOUNDS	36	EASTERN N.M. (11/06/19)
ASSISTS	22	EASTERN N.M. (11/06/19)
STEALS	6	EASTERN N.M. (11/06/19)
BLOCKED SHOTS	7	EASTERN N.M. (11/06/19)
TURNOVERS	21	EASTERN N.M. (11/06/19)
FOULS	19	EASTERN N.M. (11/06/19)

OPPONENT - TEAM GAME LOWS

POINTS	71	EASTERN N.M. (11/06/19)
FIELD GOALS MADE	25	EASTERN N.M. (11/06/19)
FIELD GOAL ATTEMPTS	67	EASTERN N.M. (11/06/19)
FIELD GOAL PERCENTAGE	.373 (25-67)	EASTERN N.M. (11/06/19)
3 PT FIELD GOALS MADE	8	EASTERN N.M. (11/06/19)
3 PT FG ATTEMPTS	24	EASTERN N.M. (11/06/19)
3 PT FG PERCENTAGE	.333 (8-24)	EASTERN N.M. (11/06/19)
FREE THROWS MADE	13	EASTERN N.M. (11/06/19)
FREE THROW ATTEMPTS	20	EASTERN N.M. (11/06/19)
FREE THROW PERCENTAGE	.650 (13-20)	EASTERN N.M. (11/06/19)
REBOUNDS	37	EASTERN N.M. (11/06/19)
ASSISTS	12	EASTERN N.M. (11/06/19)
STEALS	9	EASTERN N.M. (11/06/19)
BLOCKED SHOTS	1	EASTERN N.M. (11/06/19)
TURNOVERS	22	EASTERN N.M. (11/06/19)
FOULS	21	EASTERN N.M. (11/06/19)

THE LAST TIME IT HAPPENED

NEW MEXICO

As A Team:

Scored 100 Points:	103 - vs Southwest (12-30-18)
Scored 90-99 Points:	92 - vs Eastern NM (11-6-19)
Scored 80-89 Points:	83 - vs Utah State (3-14-19)
Scored Less Than 50 Points:	46 - at Arizona (12-20-16)
Scored Less Than 40 Points:	34 - at #25 San Diego State (1-26-13)
Won By 40 Points:	W, 103-47 - vs Southwest (12-30-18)
Won By 30 Points:	W, 92-60 - vs San José State (2-13-19)
Won By 20 Points:	W, 92-71 - vs Eastern NM (11-6-19)
Lost By 20-29 Points:	L, 91-62 - at No. 6 Nevada (2-9-19)
Lost By 30 Points:	L, 100-65 - at NM State (12-4-18)
Shot 65% Or Better:	69.2% (27-39) - at Air Force (1-15-05)
Shot 60% Or Better:	60.0% (33-55) - vs Eastern NM (11-6-19)
Shot Less Than 35%:	33.3% (22-66) - at No. 6 Nevada (2-9-19)
Shot Less Than 30%:	28.1% (18-64) - at NM State (12-4-18)
Shot 60% 3FG Or Better:	61.1% (11-18) - vs UTEP (11-24-18)
Shot Less Than 30% 3FG:	25.0% (7-28) - vs Wyoming (3-13-19)
Made 10 Three-Pointers:	10 (10-29) - vs Utah State (3-14-19)
Shot 100% on Free Throws:	100% (14-14) - vs. Maryland (11-25-17)
Shot 95% On Free Throws:	95.5% (21-22) - at Boise State (1-17-17)
Shot 85% On Free Throws:	86.4 (19-22) - vs UNLV (1-8-19)
Shot Less Than 50% On FTs:	42.1% (8-19) - at San José State (2-26-19)
Had 50 Rebounds:	53 - at San José State (2-26-19)
Had 20 Offensive Rebounds:	26 - at San José State (2-26-19)
Had 40 Assists:	40 - Northern N.M. (11-11-17)
Had 20 Assists:	22 - vs Eastern NM (11-6-19)
Had 20 Turnovers:	21 - vs Eastern NM (11-6-19)
Had Less Than 10 Turnovers:	9 - vs No. 5/6 Nevada (1-5-19)
Had 10 Steals:	12 - vs Utah State (3-14-19)
Had 10 Blocks:	12 - vs. UMass (11-22-13)
Had Two or More 20-Point Scorers:	vs NM State (11-17-18) Vance Jackson (27) & Anthony Mathis (22) & Corey Manigault (20)
Had 7 Double-Digit Scorers:	(7) - at Colorado State (2-28-18)
Had 6 Double-Digit Scorers:	(6) - vs Wyoming (1-19-19)
Had 5 Double-Digit Scorers:	(5) - vs Eastern NM (11-6-19)
Had No Double-Digit Scorers:	at San Diego State (1-6-15)
Had Two 10+ Rebounders:	at Wyoming (3-9-19) Carlton Bragg (20) & Vance Jackson (11)
Had Three 10+ Rebounders:	vs Colorado State (3-2-19) Carlton Bragg (14), Corey Manigault (11), Makuach Maluach (10)
Scored 50 Points In 1st Half:	50 - vs Southwest (12-30-18)
Scored 50 Points In 2nd Half:	51 - vs Utah State (3-13-19)
Scored 60 Points In 2nd Half:	64 - at Wyoming (2-20-18)
Scored 20 Or Fewer Points In 1st Half:	16 - at Arizona (12-20-16)
Scored 20 Or Fewer Points In 2nd Half:	15 - at #25 San Diego State (1-26-13)
Failed To Make a 3FG:	(0-10) - vs. Washington State (12-25-15)
Defeated a Ranked Team:	W, 85-58 - vs No. 5/6 Nevada (1-5-19)
Lost To a Ranked Team:	L, 91-62 - at No. 6 Nevada (2-9-19)
Won an OT Game:	W, 95-86 vs Fresno State (3-3-18)
Lost an OT Game:	L, 105-104 vs. Nevada (1-7-17)
Won a 2OT Game:	W, 97-94 vs. UAB (11-21-13)
Lost a 2OT Game:	L, 73-76 at Dayton (1-1-10)
Won a 3OT Game:	W, 104-99, Fresno State (3-8-96)
Lost a 3OT Game:	Never
As An Individual:	
Had a Triple-Double:	Luc Longley (17 pts, 14 rebs, 10 assts) vs. Penn State (3-28-90)
Had a Double-Double (Pts/Reb):	at Wyoming (3-9-19) Carlton Bragg (22/20) and Vance Jackson (13/11)
Had a Double-Double (Pts/Asst):	Antino Jackson (10 pts & 10 assts) at Air Force (2-10-18)
Scored 20+ Pts with 10+ Rebs:	Makuach Maluach (23 pts & 10 rebs) vs Colorado State (3-2-19)
Scored 20+ Pts with 20+ Rebs:	Carlton Bragg (22 pts & 20 rebs) at Wyoming (3-9-19)
Scored 30 Points:	Vance Jackson (30) vs. Fresno State (2-16-19)
Scored 30 Points (MW Only):	Vance Jackson (30) vs. Fresno State (2-16-19)
Scored 20 Points:	Vance Jackson (25) vs Utah State (3-14-19) (MW Tourn.) (3-14-19)
Scored 20 Points (MW Only):	Carlton Bragg (22) at Wyoming (3-9-19)
Had 20 Rebounds:	Carlton Bragg (20) at Wyoming (3-9-19)
Had 15 Rebounds:	Carlton Bragg (16) - at San José State (2-26-19)
Had 10 Assists:	JaQuan Lyle (11) - vs Eastern NM (11-6-19)
Had 5 Steals:	Anthony Mathis (5) - vs Utah State (3-14-19)
Had 5 Blocks:	Joe Furstinger (5) - vs Boise State (2-6-18)

VERSUS NEW MEXICO

As A Team:

Scored 100 Points:	100 - at NM State (12-4-18)
Scored 90 Points:	91 - vs Utah State (3-14-19)
Scored 80-89 Points:	88 - at Wyoming (3-9-19)
Scored Less Than 50 Points:	47 - vs Southwest (12-30-18)
Scored Less Than 40 Points:	38 - Wyoming (2-11-12)
Shot 50% Or Better:	53.2% (25-47) - vs Utah State (3-14-19)
Shot Less Than 35%:	33.3% (19-57) - vs No. 5/6 Nevada (1-5-19)
Shot Less Than 30%:	26.3% (15-57) - UAPB (12-17-16)
Shot 50% 3FG Or Better:	50.0% (11-22) - at San José State (2-26-19)
Shot Less Than 20% 3FG:	18.2% (4-22) - vs No. 5/6 Nevada (1-5-19)
Made 10 Three-Pointers:	10 (10-25) - at Wyoming (3-9-19)
Shot 75% On Free Throws:	77.8% (35-45) - vs Utah State (3-14-19)
Shot Less Than 50% On FTs:	45.5% (5-11) - vs Utah State (1-26-19)
Had 50 Rebounds:	51 - at Fresno State (2-2-19)
Had 20 Offensive Rebounds:	25 - at New Mexico State (11-17-17)
Had 20 Assists:	23 - at San José State (2-26-19)
Had 20 Turnovers:	22 - vs Eastern NM (11-6-19)
Had Less Than 10 Turnovers:	8 - at Utah State (2-20-19)
Had 10 Steals:	10 - at San José State (2-26-19)
Had 10 Blocks:	11 - at USC (11-21-15)
Had 40-Point and 20-Point Scorers:	Nevada (1-7-17) Jordan Caroline (45) & Marcus Marshall (26)
Had 30-Point and 20-Point Scorers:	vs NM State (11-17-18) AJ Harris (31) & Terrell Brown (20)
Had Two or More 20-Point Scorers:	vs Boise State (3-6-19) Justinian Jessup (23) & Derrick Alston (23)
Had 6 Double-Digit Scorers:	(6) - at No. 6 Nevada (2-9-19)
Had 5 Double-Digit Scorers:	(5) - at Wyoming (3-9-19)
Had No Double-Digit Scorers:	ULM (12-13-14)
Had Two 10+ Rebounders:	at NM State (12-4-18) Ivan Aurrecoechea (11) & Eli Chuha (10)
Scored 50+ Points In 1st Half:	51 - at No. 6 Nevada (2-9-19)
Scored 50+ Points In 2nd Half:	52 - vs Utah State (3-14-19)
Scored 20 Or Less Points In 1st Half:	19 - vs Southwest (12-30-18)
Scored 20 Or Less In 2nd Half:	19 - New Mexico State (12-3-14)
Scored 15 Or Less Points In 1st Half:	11 - UAPB (12-17-16)
Failed To Make a 3FG:	(0-7) - New Mexico State (12-16-15)
As An Individual:	
Had a Triple-Double:	Ethan Telfair (25 pts, 12 rebs, 10 assts) Idaho State (11-11-16)
Had a Double-Double (Pts/Reb):	vs Utah State (3-14-19) Justin Bean (14 pts, 15 rebs)
Had a Double-Double (Pts/Asst):	Dominic Artis (13 pts & 12 Assists) UTEP (12-7-16)
Had 20+ Points & 10+ Rebounds:	Justin James (28 pts, 12 rebs) at Wyoming (3-9-19)
Scored 30+ Points in Back-to-Back Games Vs. UNM:	Derrick Marks Boise State 31 points (1-18-15) & 30 points (2-24-15)
Scored 40 Points:	Jordan Caroline (45) - Nevada (1-7-17)
Scored 40 Points (MW Only):	Jordan Caroline (45) - Nevada (1-7-17)
Scored 30 Points:	Justin James (31) - vs Wyoming (MW Tourn.) (3-13-19)
Scored 30 Points (MW Only):	Louis Adams (31) - at Wyoming (2-20-18)
Scored 20 Points:	Sam Merrill (23) - vs Utah State (MW Tourn.) (3-14-19)
Scored 20 Points (MW Only):	at Wyoming (3-9-19) Justin James (28)
Had 20 Rebounds:	Ryan Watkins (22) - Boise State (1-21-14)
Had 15 Rebounds:	Justin Bean (15) - vs Utah State (3-14-19)
Had 10 Assists:	Dominic Artis (12) - UTEP (12-7-16)
Had 5 Steals:	Brae Ivey (6) - at San José State (2-26-19)
Had 5 Blocks:	Neemias Queta (6) - vs Utah State (3-14-19)

WELCOME TO THE PIT, A MILE HIGH AND LOUDER THAN...



WHAT THEY ARE SAYING ABOUT THE PIT

"What a terrific atmosphere for college basketball. Great building... Great history... 18,000 screaming fans. It's big time college hoops, baby!"
- Dick Vitale, ESPN

"I consider the game we played in Albuquerque in 1978 one of the most exciting of my career. The Pit is the toughest place to play because of their tremendous atmosphere."
-Jim Boeheim, Syracuse head coach

"When you go into a place like The Pit, there will be challenge different from a regular road game. The crowd can dictate the tempo and momentum. The Pit crowd forces you to be patient."
-Lute Olsen, former Arizona head coach

"A mile high but 37 feet underground, the Pit in Albuquerque has been the site of many mind-blowing college basketball games, including North Carolina State's upset of Houston in '83 and just about any New Mexico home game. The noise created by fans, which has been measured at 125 decibels -- the pain threshold for the human ear is 130 -- is a palpable force."
-Sports Illustrated

- Voted one of "The Top Five Loudest, Most Intimidating Places to Play" by NCAA.com
- Ranked in the top 20 sporting venues of the 20th century by Sports Illustrated
- USA Today ranked The Pit in its "Ten Great Places to Get Pumped for NCAA Action"
- According to Fox Sports, it's one of the top ten "old school" college basketball arenas in the country

THE GREATEST GAME EVER PLAYED

The Pit was the site of one of the greatest college basketball games ever played. It hosted the 1983 national championship game that saw the NC State Wolfpack upset Hakeem Olajuwon, Clyde Drexler and the Houston Cougars. Coach Jimmy Valvano and the Wolfpack downed the Cougars on a last second put back by Lorenzo Charles. The iconic shot of the late Valvano running onto the court looking for a hug is one of the lasting images in college basketball history.

- Built in 1966 (\$1.4 million)
- Capacity of 15,411 (previously 18,018)
- \$60 million renovation was completed in 2010
- New floor installed before the 2017-18 season
- Seating includes 40 suites and a club area
- Officially named Dreamstyle Arena in 2017 after a \$10 million agreement for naming rights by the local New Mexico business. It is still referred to as The Pit, its officially-recognized nickname. As part of the exciting Dreamstyle changes, University Stadium, UNM's football stadium, officially became Dreamstyle Arena on the same date.
- Less than 30 of 345 NCAA Division I basketball programs play in a college-only arena named after a business or organization founded or headquartered in its home state.
- The Lobos have averaged an astounding 15,410 fans the past 49 years, an amazing 95% of capacity
- The Pit has ranked in the top 25 in attendance nationally nearly every season since the 1966-67 season with 35 seasons in the top ten in the NCAA in attendance
- Led the Mountain West in attendance in 10 of the conference's 15 years of existence
- The floor is named Bob King Court in honor of the former head coach who led the Lobos from 1963 to 1972.

THE 2019-20 LOBO MEN'S BASKETBALL RADIO/TV ROSTER

PLAYERS



Zane Martin
G | 6-4/205 | R-Jr.
Philadelphia, Pa.



Corey Manigault
F | 6-9/225 | Sr.
Suitland, Md.



Vance Jackson
G/F | 6-9/230 | R-Jr.
Pasadena, Calif.



Keith McGee
PG | 6-3/180 | R-Jr.
Rochester, N.Y.



Tavian Percy
G | 6-6/205 | So.
Miami, Fla.



JaQuan Lyle
G | 6-5/205 | R-Sr.
Evansville, Ind.



Makuach Maluach
G/F | 6-7/195 | Jr.
Sydney, Australia



JJ Caldwell
G | 6-1/185 | R-Jr.
Houston, Texas



Daniel Headdings
G | 6-2/185 | Fr.
Wasilla, Alaska



Vante Hendrix
G | 6-5/195 | R-So.
Woodland Hills, Calif.



Carlton Bragg Jr.
F | 6-10/220 | R-Sr.
Cleveland, Ohio



Clay Patterson
G | 6-1/175 | R-So.
Rio Rancho, N.M.



Drue Drinnon
G | 6-1/175 | So.
Smyrna, Ga.



Emmanuel Kuac
G | 6-7/200 | Fr.
Calgary, Alberta, Canada




Kurt Wegscheider
G | 6-4/185 | Fr.
Central African Rep.



Jordan Arroyo
F | 6-7/220 | So.
Albuquerque, N.M.

STAFF



Paul Weir
Head Coach



Jerome Robinson
Assistant Coach



Brandon Mason
Assistant Coach



Dan McHale
Assistant Coach



Craig Snow
Spec. Asst. to the HC



Sara Works
Dir. of Player Development



Ralph Davis
Dir. of Operations



Tyler Stuart
Dir. of Strength/Cond.



Corey DeBarbrie
Athletic Trainer



Zane Martin
 6'4" | 205 - Redshirt-Junior - Guard
 Philadelphia, Pa. (Towson)



NOTEWORTHY :

- Averaged a team-high 19.8 points in 2017-18 at Towson
- Named to All-CAA Second Team and NABC All-District Second Team
- MVP of the Basketball Hall of Fame Belfast Classic
- Named to the Lou Henson Award Mid-Season Watch list
- Scored in double figures in 30 of the Tigers' 32 games as a sophomore
- Transferred to UNM prior to 2018-19 season

2019-20 GAME-BY-GAME STATISTICS

Opponent	Date	gs	min	Total		3-Pointers		Free throws		Rebounds				pf	a	t/o	blk	stl	pts	avg
				fg-fga	pct	3fg-fga	pct	ft-fta	pct	off	def	tot	avg							
EASTERN N.M.	11/06/19		23	3-8	.375	2-5	.400	5-6	.833	0	6	6	6.0	3	0	6	0	1	13	13.0
Totals		0	23	3-8	.375	2-5	.400	5-6	.833	0	6	6	6.0	3	0	6	0	1	13	13.0

Games played: 1
 Minutes/game: 23.0
 Points/game: 13.0
 FG Pct: 37.5
 3FG Pct: 40.0
 FT Pct: 83.3

Rebounds/game: 6.0
 Turnovers/game: 6.0
 Steals/game: 1.0

SEASON HIGHS

Points: 13 vs Eastern NM (11-6-19)
FG: 3 vs Eastern NM (11-6-19)
FGA: 8 vs Eastern NM (11-6-19)
3FG: 2 vs Eastern NM (11-6-19)
3FGA: 5 vs Eastern NM (11-6-19)
FT: 5 vs Eastern NM (11-6-19)
FTA: 6 vs Eastern NM (11-6-19)
Rebounds: 6 vs Eastern NM (11-6-19)
Assists: N/A
Blocks: N/A
Steals: 1 vs Eastern NM (11-6-19)
Minutes Played: 23 vs Eastern NM (11-6-19)

CAREER HIGHS AT UNM

Points: 13 vs Eastern NM (11-6-19)
FG: 3 vs Eastern NM (11-6-19)
FGA: 8 vs Eastern NM (11-6-19)
3FG: 2 vs Eastern NM (11-6-19)
3FGA: 5 vs Eastern NM (11-6-19)
FT: 5 vs Eastern NM (11-6-19)
FTA: 6 vs Eastern NM (11-6-19)
Rebounds: 6 vs Eastern NM (11-6-19)
Assists: N/A
Blocks: N/A
Steals: 1 vs Eastern NM (11-6-19)
Minutes Played: 23 vs Eastern NM (11-6-19)

CAREER STATISTICS

Season	gp-gs	min/avg	Total		3-Point		F-Throws		Rebounds				Scoring							
			fg-fga	pct	fg-fga	pct	ft-fta	pct	off	def	tot	avg	pf	fo	ast	to	blk	stl	pts	avg
2019-20	1-0	23/23.0	3-8	.375	2-5	.400	5-6	.833	0	6	6	6.0	3	0	0	6	0	1	13	13.0
TOTAL	1-0	23/23.0	3-8	.375	2-5	.400	5-6	.833	0	6	6	6.0	3	0	0	6	0	1	13	13.0



Corey Manigault
 6'9" | 225 - Senior - Forward
 Suitland, Md. (Pitt/Indian Hills CC)

1

NOTEWORTHY :

- Averaged 9.0 ppg shooting 49 percent from the floor in 2018-19.
- Made 18 appearances in his freshman season at Pitt
- Highly recruited out of Paul VI, ranked 136th in the nation by Rivals.com
- First Team All-State and Second Team All-WCAS as a senior in high school
- Uncle is playground legend Earl "The Goat" Manigault

2019-20 GAME-BY-GAME STATISTICS

Opponent	Date	gs	min	Total		3-Pointers		Free throws		Rebounds				pf	a	t/o	blk	stl	pts	avg
				fg-fga	pct	3fg-fga	pct	ft-fta	pct	off	def	tot	avg							
EASTERN N.M.	11/06/19	19	19	5-6	.833	0-0	.000	3-4	.750	0	1	1	1.0	3	1	2	3	0	13	13.0
Totals		0	19	5-6	.833	0-0	.000	3-4	.750	0	1	1	1.0	3	1	2	3	0	13	13.0

Games played: 1
 Minutes/game: 19.0
 Points/game: 13.0
 FG Pct: 83.3
 FT Pct: 75.0

Rebounds/game: 1.0
 Assists/game: 1.0
 Turnovers/game: 2.0
 Assist/turnover ratio: 0.5
 Blocks/game: 3.0

SEASON HIGHS

Points: 13 vs Eastern NM (11-6-19)
FG: 5 vs Eastern NM (11-6-19)
FGA: 6 vs Eastern NM (11-6-19)
3FG: N/A
3FGA: N/A
FT: 3 vs Eastern NM (11-6-19)
FTA: 4 vs Eastern NM (11-6-19)
Rebounds: 1 vs Eastern NM (11-6-19)
Assists: 1 vs Eastern NM (11-6-19)
Blocks: 3 vs Eastern NM (11-6-19)
Steals: N/A
Minutes Played: 19 vs Eastern NM (11-6-19)

CAREER HIGHS AT UNM

Points: 20 (2x) Last time vs NMSU (11-17-18)
FG: 8 at San José State (2-26-19)
FGA: 12 (2x) Last time at San José State (2-26-19)
3FG: 1 at NMSU (12-4-18)
3FGA: 2 (2x) at NMSU (12-4-18)
FT: 10 at Bradley (12-1-18)
FTA: 11 (2x) Last time at Bradley (12-1-18)
Rebounds: 11 (2x) Last time vs Colorado State (3-2-19)
Assists: 3 vs Iona (11-13-18)
Blocks: 3 vs Eastern NM (11-6-19)
Steals: 3 (2x) Last time at Utah State (2-20-19)
Minutes Played: 30 vs UNLV (1-8-19)

CAREER STATISTICS

Season	gp-gs	min/avg	Total		3-Point		F-Throws		Rebounds				Scoring							
			fg-fga	pct	fg-fga	pct	ft-fta	pct	off	def	tot	avg	pf	fo	ast	to	blk	stl	pts	avg
2018-19	31-10	516/16.6	96-196	.490	1-7	.143	85-113	.752	48	95	143	4.6	72	2	21	52	9	18	278	9.0
2019-20	1-0	19/19.0	5-6	.833	0-0	.000	3-4	.750	0	1	1	1.0	3	0	1	2	3	0	13	13.0
TOTAL	32-10	535/16.7	101-202	.500	1-7	.143	88-117	.752	48	96	144	4.5	75	2	22	54	12	18	291	9.1



Vance Jackson
 6'9" | 230 - Redshirt-Junior - Guard/Forward
 Pasadena, Calif. (UConn)

2

NOTEWORTHY :

- Second on the Lobo squad in scoring in 2018-19 with 13.1 points per game
- Registered double figures in scoring on 23 occasions, including 12 straight
- Shot 40 percent from the floor and 65 percent from the free throw line
- Averaged 7.0 rebounds and 2.7 assists per game in 2018-19.
- Named to the 2019 Mountain West All-Tournament Team
- Averaged 8.1 ppg as a freshman at UCONN, made 21 starts in 32 games.

2019-20 GAME-BY-GAME STATISTICS

Opponent	Date	gs	min	Total		3-Pointers		Free throws		Rebounds				pf	a	t/o	blk	stl	pts	avg
				fg-fga	pct	3fg-fga	pct	ft-fta	pct	off	def	tot	avg							
EASTERN N.M.	11/06/19	*	28	2-6	.333	0-2	.000	2-3	.667	0	4	4	4.0	3	3	2	1	1	6	6.0
Totals		1	28	2-6	.333	0-2	.000	2-3	.667	0	4	4	4.0	3	3	2	1	1	6	6.0

Games played: 1
 Minutes/game: 28.0
 Points/game: 6.0
 FG Pct: 33.3
 3FG Pct: 0.0
 FT Pct: 66.7

Rebounds/game: 4.0
 Assists/game: 3.0
 Turnovers/game: 2.0
 Assist/turnover ratio: 1.5
 Steals/game: 1.0
 Blocks/game: 1.0

SEASON HIGHS

Points: 6 vs Eastern NM (11-6-19)
FG: 2 vs Eastern NM (11-6-19)
FGA: 6 vs Eastern NM (11-6-19)
3FG: 0 vs Eastern NM (11-6-19)
3FGA: 2 vs Eastern NM (11-6-19)
FT: 2 vs Eastern NM (11-6-19)
FTA: 3 vs Eastern NM (11-6-19)
Rebounds: 4 vs Eastern NM (11-6-19)
Assists: 3 vs Eastern NM (11-6-19)
Blocks: 1 vs Eastern NM (11-6-19)
Steals: 1 vs Eastern NM (11-6-19)
Minutes Played: 28 vs Eastern NM (11-6-19)

CAREER HIGHS AT UNM

Points: 30 vs Fresno State (2-17-19)
FG: 9 Utah State (3-14-19)
FGA: 18 Utah State (3-14-19)
3FG: 4 (3x) Last time Utah State (3-14-19)
3FGA: 11 at Fresno State (2-2-19)
FT: 10 vs Fresno State (2-17-19)
FTA: 11 vs Fresno State (2-17-19)
Rebounds: 12 (2x) Last time at Colorado State (1-12-19)
Assists: 7 No. 5/6 Nevada (1-5-19)
Blocks: 2 vs Utah State (1-26-19)
Steals: 4 vs Wyoming (3-13-19)
Minutes Played: 35 (2x) Last time vs Utah State (3-14-19)

CAREER STATISTICS

Season	gp-gs	min/avg	Total		3-Point		F-Throws		Rebounds				Scoring							
			fg-fga	pct	fg-fga	pct	ft-fta	pct	off	def	tot	avg	pf	fo	ast	to	blk	stl	pts	avg
2018-19	32-16	889/27.8	137-338	.405	57-172	.331	89-137	.650	42	182	224	7.0	60	1	85	80	4	35	420	13.1
2019-20	1-1	28/28.0	2-6	.333	0-2	.000	2-3	.667	0	4	4	4.0	3	0	3	2	1	1	6	6.0
TOTAL	33-17	917/27.8	139-344	.404	57-174	.328	91-140	.650	42	186	228	6.9	63	1	88	82	5	36	426	12.9



Keith McGee

6'3" | 180 - Redshirt-Junior - Point Guard
Rochester, N.Y. (South Plains College)

3

NOTEWORTHY :

- Averaged 9.1 ppg in 2018-19 shooting 44 percent from the floor
- Named 2018 NJCAA Tournament MVP with 20 points, 5 FG, 3-4 3FG, 7-12 FT
- Led South Plains to the 2018 NJCAA Men's National Championship
- Finished 2017-18 shooting 48.6 percent from the field, 44.7 percent from behind the arc while averaging 2.7 assists per game

2019-20 GAME-BY-GAME STATISTICS

Opponent	Date	gs	min	Total		3-Pointers		Free throws		Rebounds				pf	a	t/o	blk	stl	pts	avg
				fg-fga	pct	3fg-fga	pct	ft-fla	pct	off	def	tot	avg							
EASTERN N.M.	11/06/19		20	5-7	.714	2-4	.500	0-0	.000	1	1	2	2.0	0	1	1	0	0	12	12.0
Totals		0	20	5-7	.714	2-4	.500	0-0	.000	1	1	2	2.0	0	1	1	0	0	12	12.0

Games played: 1
Minutes/game: 20.0
Points/game: 12.0
FG Pct: 71.4
3FG Pct: 50.0

Rebounds/game: 2.0
Assists/game: 1.0
Turnovers/game: 1.0
Assist/turnover ratio: 1.0

SEASON HIGHS

Points: 12 vs Eastern NM (11-6-19)
FG: 5 vs Eastern NM (11-6-19)
FGA: 7 vs Eastern NM (11-6-19)
3FG: 2 vs Eastern NM (11-6-19)
3FGA: 4 vs Eastern NM (11-6-19)
FT: N/A
FTA: N/A
Rebounds: 2 vs Eastern NM (11-6-19)
Assists: 1 vs Eastern NM (11-6-19)
Blocks: N/A
Steals: N/A
Minutes Played: 20 vs Eastern NM (11-6-19)

CAREER HIGHS AT UNM

Points: 25 at San José State (2-26-19)
FG: 10 at San José State (2-26-19)
FGA: 19 at San José State (2-26-19)
3FG: 5 at San José State (2-26-19)
3FGA: 11 at San José State (2-26-19)
FT: 5 at Fresno State (2-2-19)
FTA: 6 at Fresno State (2-2-19)
Rebounds: 5 vs Utah State (3-14-19)
Assists: 5 (2x) Last time at San José State (2-26-19)
Blocks: 1 (3x) Last time at Utah State (2-20-19)
Steals: 3 (2x) Last time vs Utah State (3-14-19)
Minutes Played: 32 at San José State (2-26-19)

CAREER STATISTICS

Season	gp-gs	min/avg	Total		3-Point		F-Throws		Rebounds				Scoring							
			fg-fga	pct	fg-fga	pct	ft-fla	pct	off	def	tot	avg	pf	fo	ast	to	blk	stl	pts	avg
2018-19	29-12	587/20.2	93-209	.445	42-103	.408	35-44	.795	9	31	40	1.4	53	1	52	51	3	23	263	9.1
2019-20	1-0	20/20.0	5-7	.714	2-4	.500	0-0	.000	1	1	2	2.0	0	0	1	1	0	0	12	12.0
TOTAL	30-12	607/20.2	98-216	.454	44-107	.411	35-44	.795	10	32	42	1.4	53	1	53	52	3	23	275	9.2



Tavian Percy
 6'6" | 205 - Sophomore - Guard
 Miami, Fla. (Pasadena HS (Calif.))

4

NOTEWORTHY :

- Competed in 23 games as a freshman for the Lobos.
- Averaged 15 points, six rebounds, four assists and two steals per game in his senior season at Pasadena High
- Named Second Team All-Area selection
- Helped Oldsmar Christian to 2016-17 SIAA State Championship as a junior

2019-20 GAME-BY-GAME STATISTICS

Opponent	Date	gs	min	Total		3-Pointers		Free throws		Rebounds				pf	a	t/o	blk	stl	pts	avg
				fg-fga	pct	3fg-fga	pct	ft-fga	pct	off	def	tot	avg							
EASTERN N.M.	11/06/19		6	0-0	.000	0-0	.000	0-0	.000	0	0	0	0.0	0	2	0	0	1	0	0.0
Totals		0	6	0-0	.000	0-0	.000	0-0	.000	0	0	0	0.0	0	2	0	0	1	0	0.0

Games played: 1
 Minutes/game: 6.0

Assists/game: 2.0
 Assist/turnover ratio: 99.9
 Steals/game: 1.0

SEASON HIGHS

Points: N/A
 FG: N/A
 FGA: N/A
 3FG: N/A
 3FGA: N/A
 FT: N/A
 FTA: N/A
 Rebounds: N/A
 Assists: 2 vs Eastern NM (11-6-19)
 Blocks: N/A
 Steals: 1 vs Eastern NM (11-6-19)
 Minutes Played: 6 vs Eastern NM (11-6-19)

CAREER HIGHS AT UNM

Points: 10 vs Southwest (12-30-18)
 FG: 3 vs Southwest (12-30-18)
 FGA: 9 vs Southwest (12-30-18)
 3FG: 2 vs Southwest (12-30-18)
 3FGA: 7 vs Southwest (12-30-18)
 FT: 2 (2x) Last time vs Wyoming (1-19-19)
 FTA: 4 vs San José State (2-13-19)
 Rebounds: 6 vs Southwest (12-30-18)
 Assists: 3 vs Southwest (12-30-18)
 Blocks: 1 vs UTEP (11-24-18)
 Steals: 3 vs Southwest (12-30-18)
 Minutes Played: 22 vs Southwest (12-30-18)

CAREER STATISTICS

Season	gp-gs	min/avg	Total		3-Point		F-Throws		Rebounds				Scoring							
			fg-fga	pct	fg-fga	pct	ft-fga	pct	off	def	tot	avg	pf	fo	ast	to	blk	stl	pts	avg
2018-19	23-6	169/7.3	10-34	.294	5-20	.250	5-9	.556	9	11	20	0.9	19	0	9	6	1	8	30	1.3
2019-20	1-0	6/6.0	0-0	.000	0-0	.000	0-0	.000	0	0	0	0.0	0	0	2	0	0	1	0	0.0
TOTAL	24-6	175/7.3	10-34	.294	5-20	.250	5-9	.556	9	11	20	0.8	19	0	11	6	1	9	30	1.3



5

JaQuan Lyle

6'5" | 205 - Redshirt-Senior - Guard
Evansville, Ind. (Ohio State)

NOTEWORTHY :

- Played in 35 games with 31 starts at guard at Ohio State
- Averaged 11.2 points in his freshman season, fourth leading scorer on team
- Led the Buckeyes in assists (147) for the 2015-16 season and again in 2016-17 (142).
- In 2016-17, third leading scorer with 11.4 ppg, shot 45.8% from the field and 40.7% from three as a sophomore.

2019-20 GAME-BY-GAME STATISTICS

Opponent	Date	gs	min	Total		3-Pointers		Free throws		Rebounds				pf	a	t/o	blk	stl	pts	avg
				fg-fga	pct	3fg-fga	pct	ft-fta	pct	off	def	tot	avg							
EASTERN N.M.	11/06/19	*	26	4-6	.667	1-3	.333	0-0	.000	0	4	4	4.0	3	11	3	0	0	9	9.0
Totals			1	4-6	.667	1-3	.333	0-0	.000	0	4	4	4.0	3	11	3	0	0	9	9.0

Games played: 1
 Minutes/game: 26.0
 Points/game: 9.0
 FG Pct: 66.7
 3FG Pct: 33.3

Rebounds/game: 4.0
 Assists/game: 11.0
 Turnovers/game: 3.0
 Assist/turnover ratio: 3.7

SEASON HIGHS

Points: 9 vs Eastern NM (11-6-19)
FG: 4 vs Eastern NM (11-6-19)
FGA: 6 vs Eastern NM (11-6-19)
3FG: 1 vs Eastern NM (11-6-19)
3FGA: 3 vs Eastern NM (11-6-19)
FT: N/A
FTA: N/A
Rebounds: 4 vs Eastern NM (11-6-19)
Assists: 11 vs Eastern NM (11-6-19)
Blocks: N/A
Steals: N/A
Minutes Played: 26 vs Eastern NM (11-6-19)

CAREER HIGHS AT UNM

Points: 9 vs Eastern NM (11-6-19)
FG: 4 vs Eastern NM (11-6-19)
FGA: 6 vs Eastern NM (11-6-19)
3FG: 1 vs Eastern NM (11-6-19)
3FGA: 3 vs Eastern NM (11-6-19)
FT: N/A
FTA: N/A
Rebounds: 4 vs Eastern NM (11-6-19)
Assists: 11 vs Eastern NM (11-6-19)
Blocks: N/A
Steals: N/A
Minutes Played: 26 vs Eastern NM (11-6-19)

CAREER STATISTICS

Season	gp-gs	min/avg	Total		3-Point		F-Throws		Rebounds				Scoring							
			fg-fga	pct	fg-fga	pct	ft-fta	pct	off	def	tot	avg	pf	fo	ast	to	blk	stl	pts	avg
2019-20	1-1	26/26.0	4-6	.667	1-3	.333	0-0	.000	0	4	4	4.0	3	0	11	3	0	0	9	9.0
TOTAL	1-1	26/26.0	4-6	.667	1-3	.333	0-0	.000	0	4	4	4.0	3	0	11	3	0	0	9	9.0



Makuach Maluach
 6'7" | 195 - Junior - Guard/Forward
 Sydney, Australia (Newington College)

10

NOTEWORTHY :

- Scored a career-high 26 points at Air Force on 2-10-18.
- Ranks 4th all-time in Lobo freshman scoring with 327 points in 2016-17.
- Played prep ball at Newington College in Stanmore, NSW, Australia
- Graduated in 2017
- Member of Australian Junior National Team in the FIBA U18 Oceania Championships.

2019-20 GAME-BY-GAME STATISTICS

Opponent	Date	qs	min	Total		3-Pointers		Free throws		Rebounds				pf	a	t/o	blk	stl	pts	avg
				fg-fga	pct	3fg-fga	pct	ft-fta	pct	off	def	tot	avg							
EASTERN N.M.	11/06/19	*	22	5-7	.714	2-4	.500	4-5	.800	0	2	2	2.0	1	0	2	1	1	16	16.0
Totals			1	5-7	.714	2-4	.500	4-5	.800	0	2	2	2.0	1	0	2	1	1	16	16.0

Games played: 1
 Minutes/game: 22.0
 Points/game: 16.0
 FG Pct: 71.4
 3FG Pct: 50.0
 FT Pct: 80.0

Rebounds/game: 2.0
 Turnovers/game: 2.0
 Steals/game: 1.0
 Blocks/game: 1.0

SEASON HIGHS

Points: 16 vs Eastern NM (11-6-19)
FG: 5 vs Eastern NM (11-6-19)
FGA: 7 vs Eastern NM (11-6-19)
3FG: 2 vs Eastern NM (11-6-19)
3FGA: 4 vs Eastern NM (11-6-19)
FT: 4 vs Eastern NM (11-6-19)
FTA: 5 vs Eastern NM (11-6-19)
Rebounds: 2 vs Eastern NM (11-6-19)
Assists: N/A
Blocks: 1 vs Eastern NM (11-6-19)
Steals: 1 vs Eastern NM (11-6-19)
Minutes Played: 22 vs Eastern NM (11-6-19)

CAREER HIGHS AT UNM

Points: 26 at Air Force (2-10-18)
FG: 10 at Air Force (2-10-18)
FGA: 15 at Fresno State (1-13-18)
3FG: 6 at Air Force (2-10-18)
3FGA: 7 (4x) Last time vs Wyoming (3-13-19)
FT: 12 at Wyoming (2-20-18)
FTA: 15 at Wyoming (2-20-18)
Rebounds: 10 vs Colorado State (3-2-19)
Assists: 5 (2x) Last time at Utah State (2-20-19)
Blocks: 3 (2x) Last time vs San Diego State (2-5-19)
Steals: 3 at Air Force (2-10-18)
Minutes Played: 38 at Air Force (2-10-18)

CAREER STATISTICS

Season	gp-gs	min/avg	Total		3-Point		F-Throws		Rebounds				Scoring							
			fg-fga	pct	fg-fga	pct	ft-fta	pct	off	def	tot	avg	pf	fo	ast	to	blk	stl	pts	avg
2017-18	34-15	669/19.7	117-211	.555	29-63	.460	64-79	.810	37	48	85	2.5	82	3	33	43	8	19	327	9.6
2018-19	32-28	846/26.4	105-274	.383	44-134	.328	62-89	.697	33	94	127	4.0	71	2	60	60	16	21	316	9.9
2019-20	1-1	22/22.0	5-7	.714	2-4	.500	4-5	.800	0	2	2	2.0	1	0	0	2	1	1	16	16.0
TOTAL	67-44	1537/22.9	227-492	.461	75-201	.373	130-173	.751	70	144	214	3.2	154	5	93	105	25	41	659	9.8



JJ Caldwell
 6'1" | 185 - Redshirt-Junior - Guard
 Houston, Texas (Texas A&M)

11

NOTEWORTHY :

- Saw action in 16 games in his first season on the court at Texas A&M
- Averaged 16 minutes per game and posted five starts
- Compiled 41 assists, 12 steals and two blocks on the season
- Enjoyed his best game against No. 1/2 Florida, scoring nine points and dishing a career-best seven assists against the Gators.
- No. 30 overall recruit, member of ESPN Top 100, 4-star ESPN prospect

2019-20 GAME-BY-GAME STATISTICS

Opponent	Date	gs	min	Total		3-Pointers		Free throws		Rebounds				pf	a	t/o	blk	stl	pts	avg
				fg-fga	pct	3fg-fga	pct	ft-fga	pct	off	def	tot	avg							
EASTERN N.M.	11/06/19	*	25	3-5	.600	0-0	.000	0-0	.000	1	5	6	6.0	2	4	4	0	2	6	6.0
Totals		1	25	3-5	.600	0-0	.000	0-0	.000	1	5	6	6.0	2	4	4	0	2	6	6.0

Games played: 1
 Minutes/game: 25.0
 Points/game: 6.0
 FG Pct: 60.0

Rebounds/game: 6.0
 Assists/game: 4.0
 Turnovers/game: 4.0
 Assist/turnover ratio: 1.0
 Steals/game: 2.0

SEASON HIGHS

Points: 6 vs Eastern NM (11-6-19)
FG: 3 vs Eastern NM (11-6-19)
FGA: 5 vs Eastern NM (11-6-19)
3FG: N/A
3FGA: N/A
FT: N/A
FTA: N/A
Rebounds: 6 vs Eastern NM (11-6-19)
Assists: 4 vs Eastern NM (11-6-19)
Blocks: N/A
Steals: 2 vs Eastern NM (11-6-19)
Minutes Played: 25 vs Eastern NM (11-6-19)

CAREER HIGHS AT UNM

Points: 6 vs Eastern NM (11-6-19)
FG: 3 vs Eastern NM (11-6-19)
FGA: 5 vs Eastern NM (11-6-19)
3FG: N/A
3FGA: N/A
FT: N/A
FTA: N/A
Rebounds: 6 vs Eastern NM (11-6-19)
Assists: 4 vs Eastern NM (11-6-19)
Blocks: N/A
Steals: 2 vs Eastern NM (11-6-19)
Minutes Played: 25 vs Eastern NM (11-6-19)

CAREER STATISTICS

Season	gp-gs	min/avg	Total		3-Point		F-Throws		Rebounds				Scoring							
			fg-fga	pct	fg-fga	pct	ft-fga	pct	off	def	tot	avg	pf	fo	ast	to	blk	stl	pts	avg
2019-20	1-1	25/25.0	3-5	.600	0-0	.000	0-0	.000	1	5	6	6.0	2	0	4	4	0	2	6	6.0
TOTAL	1-1	25/25.0	3-5	.600	0-0	.000	0-0	.000	1	5	6	6.0	2	0	4	4	0	2	6	6.0



Daniel Headdings
6'2" | 185 - Freshman - Guard
Wasilla, Alaska (Wasilla HS)

12

NOTEWORTHY :

- Averaged 20.4 points, 3.0 assists and 3.0 rebounds per game as a senior in HS
- Helped lead his squad to a pair of regional championships and a state championship
- Has 11 siblings
- Hails from the same hometown as recent graduate and four-year Lobo Dane Kuiper.

2019-20 GAME-BY-GAME STATISTICS

Expecting to red shirt in the 2019-20 season.

HIGH SCHOOL/AAU: Averaged 20.4 points, 3.0 assists and 3.0 rebounds per game in his senior year at Wasilla High School ... helped lead his squad to the 2017 Region Championship and the 2018 Region Championship ... helped his team earn the 2018 State Championship ... also played for Team 907 and Alaska Blugolds.

PERSONAL: Born Sept. 27 ... parents are Brian and Nancy Headdings ... has 11 siblings, Amanda (32), Adam (30), Joel (29), Micah (24), Ethan (21) Makayla (16), Shayna (15), Tessa (15), Caleb (12), Levi (9) and Gracie (7) ... majoring in business administration ... hobbies include basketball and painting ... favorite athlete is Russell Westbrook ... favorite food is cereal ... favorite movie is "Remember the Titans."

SEASON HIGHS

CAREER HIGHS AT UNM

CAREER STATISTICS



Vante Hendrix
 6'5" | 195 - Redshirt-Sophomore - Guard
 Woodland Hills, Calif. (Utah) **14**

NOTEWORTHY :

- Averaged 17.8 minutes and 45 percent shooting from the floor in his only year with the Utes
- Averaged 7.8 points, 3.0 rebounds and 1.5 assists per game while at Utah
- Averaged 22.3 points, 8.7 rebounds and 2.7 steals per game as a HS senior
- Started his high school career in Alaska, born in Anchorage

2019-20 GAME-BY-GAME STATISTICS

REDSHIRT-FRESHMAN (2018-19 at Utah): Competed in four games for the Utes before departing from the team ... averaged 17.8 minutes per game and 45 percent shooting from the floor (9-20) ... averaged 35.3 percent from behind the arc (6-17) ... went 7-for-8 from the free throw line for 87.5 percent ... averaged 7.8 points, 3.0 rebounds and 1.5 assists per game.

FRESHMAN (2017-18 at Utah): Sat out the 2017-18 season as a redshirt for the Utes.

HIGH SCHOOL: Played his prep basketball at Birmingham Charter ... started his high school career in Alaska, but after transferring, he led Birmingham High School to a city championship in Los Angeles in the winter of 2017 ... helped West Anchorage to a state championship in 2015 ... averaged 22.3 points, 8.7 rebounds, 5.6 assists and 2.7 steals per game as a senior ... was named the L.A. City Section Player of the Year.

PERSONAL: Born May 23 ... son to Carla Winston and Laurian Watkins ... has three siblings, Devonaire, Deangelo and Diamond ... born May 23 ... was born in Anchorage, Alaska ... majoring in criminology ... hobbies include swimming, playing basketball, video games and listening to music ... favorite athlete is Kevin Durant ... favorite food is chicken wings ... favorite movie is "Friday."

SEASON HIGHS

CAREER HIGHS AT UNM

CAREER STATISTICS



Carlton Bragg

15

6'10" | 220 - Redshirt-Senior - Forward
Cleveland, Ohio (Kansas/Arizona State)

NOTEWORTHY :

- Averaged 10.5 points in 2018-19 and registered 13 games in double figures
- Competed for two seasons at Kansas before transferring to Arizona State
- Saw action in a total of 69 games while at Kansas
- Averaged 13.8 minutes, 5.2 points and 4.1 rebounds per game as a sophomore
- Scored a season-high 12 points as a freshman in the Big 12 Quarterfinals in 2016
- 2015 McDonald's High School All-American

2019-20 GAME-BY-GAME STATISTICS

Opponent	Date	gs	min	Total		3-Pointers		Free throws		Rebounds				pf	a	t/o	blk	stl	pts	avg
				fg-fga	pct	3fg-fga	pct	ft-fa	pct	off	def	tot	avg							
EASTERN N.M.	11/06/19	*	18	4-6	.667	0-0	.000	5-7	.714	0	6	6	6.0	3	0	0	2	0	13	13.0
Totals		1	18	4-6	.667	0-0	.000	5-7	.714	0	6	6	6.0	3	0	0	2	0	13	13.0

Games played: 1
Minutes/game: 18.0
Points/game: 13.0
FG Pct: 66.7
FT Pct: 71.4

Rebounds/game: 6.0
Blocks/game: 2.0

SEASON HIGHS

Points: 13 vs Eastern NM (11-6-19)
FG: 4 vs Eastern NM (11-6-19)
FGA: 6 vs Eastern NM (11-6-19)
3FG: N/A
3FGA: N/A
FT: 5 vs Eastern NM (11-6-19)
FTA: 7 vs Eastern NM (11-6-19)
Rebounds: 6 vs Eastern NM (11-6-19)
Assists: N/A
Blocks: 2 vs Eastern NM (11-6-19)
Steals: N/A
Minutes Played: 18 vs Eastern NM (11-6-19)

CAREER HIGHS AT UNM

Points: 22 at Wyoming (3-9-19)
FG: 9 at Wyoming (3-9-19)
FGA: 16 at Wyoming (3-9-19)
3FG: 0
3FGA: 2 at Fresno State (2-2-19)
FT: 6 vs Utah State (1-26-19)
FTA: 9 vs Boise State (3-6-19)
Rebounds: 20 at Wyoming (3-9-19)
Assists: 2 (4x) Last time vs Fresno State (2-17-19)
Blocks: 3 (2x) Last time vs Boise State (3-6-19)
Steals: 3 (3x) Last time at Wyoming (3-9-19)
Minutes Played: 32 vs No. 5/6 Nevada (1-5-19)

CAREER STATISTICS

Season	gp-gs	min/avg	Total		3-Point		F-Throws		Rebounds				Scoring							
			fg-fga	pct	fg-fga	pct	ft-fa	pct	off	def	tot	avg	pf	fo	ast	to	blk	stl	pts	avg
2018-19	24-21	574/23.9	92-185	.497	0-6	.000	69-107	.645	59	153	212	8.8	72	3	15	37	29	22	253	10.5
2019-20	1-1	18/18.0	4-6	.667	0-0	.000	5-7	.714	0	6	6	6.0	3	0	0	0	2	0	13	13.0
TOTAL	25-22	592/23.7	96-191	.503	0-6	.000	74-114	.649	59	159	218	8.7	75	3	15	37	31	22	266	10.6



Clay Patterson

20

6'1" | 175 - Redshirt-Sophomore - Guard
Rio Rancho, N.M. (Rio Rancho HS/Fort Lewis)

NOTEWORTHY :

- 2016 New Mexico Gatorade Player of the Year while at Rio Rancho
- Mr. Basketball 2016
- Helped Rio Rancho to New Mexico State Championship in 2016
- New Mexico State Tournament MVP in 2016
- USA Today New Mexico First Team
- Three-time All-District Academic Team honoree

2019-20 GAME-BY-GAME STATISTICS

Opponent	Date	gs	min	Total		3-Pointers		Free throws		Rebounds				pf	a	t/o	blk	stl	pts	avg
				fg-fga	pct	3fg-fga	pct	ft-fa	pct	off	def	tot	avg							
EASTERN N.M.	11/06/19	3	3	0-1	.000	0-1	.000	0-0	.000	0	0	0	0.0	0	0	0	0	0	0	0.0
Totals		0	3	0-1	.000	0-1	.000	0-0	.000	0	0	0	0.0	0	0	0	0	0	0	0.0

Games played: 1
 Minutes/game: 3.0
 FG Pct: 0.0
 3FG Pct: 0.0

SEASON HIGHS

Points: N/A
 FG: 0 vs Eastern NM (11-6-19)
 FGA: 1 vs Eastern NM (11-6-19)
 3FG: 0 vs Eastern NM (11-6-19)
 3FGA: 1 vs Eastern NM (11-6-19)
 FT: N/A
 FTA: N/A
 Rebounds: N/A
 Assists: N/A
 Blocks: N/A
 Steals: N/A
 Minutes Played: 3 vs Eastern NM (11-6-19)

CAREER HIGHS AT UNM

Points: 2 vs Wyoming (1-19-19)
 FG: 0
 FGA: 3 vs Southwest (12-30-18)
 3FG: 0
 3FGA: 2 vs Southwest (12-30-18)
 FT: 2 vs Wyoming (1-19-19)
 FTA: 2 vs Wyoming (1-19-19)
 Rebounds: 2 vs San José State (2-13-19)
 Assists: 1 vs Southwest (12-30-18)
 Blocks: N/A
 Steals: N/A
 Minutes Played: 8 vs Southwest (12-30-18)

CAREER STATISTICS

Season	gp-gs	min/avg	Total		3-Point		F-Throws		Rebounds				Scoring							
			fg-fga	pct	fg-fga	pct	ft-fa	pct	off	def	tot	avg	pf	fo	ast	to	blk	stl	pts	avg
2018-19	3-0	13/4.3	0-4	.000	0-3	.000	2-2	1.000	1	2	3	1.0	0	0	1	0	0	0	2	0.7
2019-20	1-0	3/3.0	0-1	.000	0-1	.000	0-0	.000	0	0	0	0.0	0	0	0	0	0	0	0	0.0
TOTAL	4-0	16/4.0	0-5	.000	0-4	.000	2-2	1.000	1	2	3	0.8	0	0	1	0	0	0	2	0.5



Drue Drinnon
 6'1" | 175 - Sophomore - Guard
 Smyrna, Ga. (Univ. School of Nova Southeastern)

22

NOTEWORTHY :

- Saw action in 27 games as a freshman including eight starts
- First-Team All-State as a freshman and sophomore at Pebblebrook High (Ga.)
- Averaged scoring 24 points and 25 points/game as a freshman and sophomore
- Broke 1,000 career points within his first 10 games as a sophomore
- Helped his team to a Regional Champion title and elite eight appearance

2019-20 GAME-BY-GAME STATISTICS

SEASON HIGHS

Points:
FG:
FGA:
3FG:
3FGA:
FT:
FTA:
Rebounds:
Assists:
Blocks:
Steals:
Minutes Played:

CAREER HIGHS AT UNM

Points: 13 at NMSU (12-4-18)
FG: 4 at NMSU (12-4-18)
FGA: 7 at NMSU (12-4-18)
3FG: 3 at NMSU (12-4-18)
3FGA: 4 at NMSU (12-4-18)
FT: 3 vs North Texas (12-18-18)
FTA: 4 (2x) vs North Texas (12-18-18)
Rebounds: 4 (3x) Last time vs Utah State (1-26-19)
Assists: 12 vs Southwest (12-30-18)
Blocks: 1 (2x) Last time vs Penn (12-22-18)
Steals: 2 (2x) Last time vs Central Arkansas (12-16-18)
Minutes Played: 27 vs Saint Mary's (12-7-18)

CAREER STATISTICS

Season	gp-gs	min/avg	Total		3-Point		F-Throws		Rebounds				Scoring							
			fg-fga	pct	fg-fga	pct	ft-fa	pct	off	def	tot	avg	pf	fo	ast	to	blk	stl	pts	avg
2018-19	27-8	375/13.9	26-65	.400	10-32	.313	17-31	.548	12	19	31	1.1	41	0	62	28	2	11	79	2.9
TOTAL	27-8	375/13.9	26-65	.400	10-32	.313	17-31	.548	12	19	31	1.1	41	0	62	28	2	11	79	2.9



Emmanuel Kuac
 6'7" | 200 - Freshman - Guard
 Calgary, Alberta, Canada (Kearns HS (Utah))

23

NOTEWORTHY :

- Signed his NLI as the 147th-ranked prospect in the nation as a wing
- Ranked a top-five player in Canada
- Captain of his high school squad as a senior
- Competed with Exum Elite and Gold Gauntlet 17U league
- Cherry & Silver Event Dunk Competition winner

2019-20 GAME-BY-GAME STATISTICS

Opponent	Date	gs	min	Total		3-Pointers		Free throws		Rebounds				pf	a	t/o	blk	stl	pts	avg
				fg-fga	pct	3fg-fga	pct	ft-fga	pct	off	def	tot	avg							
EASTERN N.M.	11/06/19		4	0-1	.000	0-1	.000	0-0	.000	0	1	1	1.0	1	0	1	0	0	0	0.0
Totals		0	4	0-1	.000	0-1	.000	0-0	.000	0	1	1	1.0	1	0	1	0	0	0	0.0

Games played: 1
 Minutes/game: 4.0
 FG Pct: 0.0
 3FG Pct: 0.0

Rebounds/game: 1.0
 Turnovers/game: 1.0

SEASON HIGHS

Points: N/A
 FG: 0 vs Eastern NM (11-6-19)
 FGA: 1 vs Eastern NM (11-6-19)
 3FG: 0 vs Eastern NM (11-6-19)
 3FGA: 1 vs Eastern NM (11-6-19)
 FT: N/A
 FTA: N/A
 Rebounds: 1 vs Eastern NM (11-6-19)
 Assists: N/A
 Blocks: N/A
 Steals: N/A
 Minutes Played: 4 vs Eastern NM (11-6-19)

CAREER HIGHS AT UNM

Points: N/A
 FG: 0 vs Eastern NM (11-6-19)
 FGA: 1 vs Eastern NM (11-6-19)
 3FG: 0 vs Eastern NM (11-6-19)
 3FGA: 1 vs Eastern NM (11-6-19)
 FT: N/A
 FTA: N/A
 Rebounds: 1 vs Eastern NM (11-6-19)
 Assists: N/A
 Blocks: N/A
 Steals: N/A
 Minutes Played: 4 vs Eastern NM (11-6-19)

CAREER STATISTICS

Season	gp-gs	min/avg	Total		3-Point		F-Throws		Rebounds				Scoring							
			fg-fga	pct	fg-fga	pct	ft-fga	pct	off	def	tot	avg	pf	fo	ast	to	blk	stl	pts	avg
2019-20	1-0	4/4.0	0-1	.000	0-1	.000	0-0	.000	0	1	1	1.0	1	0	0	1	0	0	0	0.0
TOTAL	1-0	4/4.0	0-1	.000	0-1	.000	0-0	.000	0	1	1	1.0	1	0	0	1	0	0	0	0.0



Kurt Wegscheider
 6'4" | 185 - Freshman - Guard
 Central African Republic (NBA Academy Africa)

30

NOTEWORTHY :

- Enrolled in the NBA Academy Africa since 2017
- Named MVP of the BWB Africa All Star Games
- Participated in the NBA Global Camp in Treviso, Italy
- Participated in three stages of the European Youth Basketball League in Hungary; helped his team to win the tournament and remain unbeaten
- Participant in NCAA's Next Generation Sunday event at the 2019 Final Four

2019-20 GAME-BY-GAME STATISTICS

Opponent	Date	gs	min	Total		3-Pointers		Free throws		Rebounds					pts	avg					
				fg-fga	pct	3fg-fga	pct	ft-fta	pct	off	def	tot	avg	pf			a	t/o	blk	stl	
EASTERN N.M.	11/06/19		3	2-2	1.000	0-0	.000	0-1	.000	0	0	0	0.0	0	0	0	0	0	0	4	4.0
Totals		0	3	2-2	1.000	0-0	.000	0-1	.000	0	0	0	0.0	0	0	0	0	0	4	4.0	

Games played: 1
 Minutes/game: 3.0
 Points/game: 4.0
 FG Pct: 100.0
 FT Pct: 0.0

SEASON HIGHS

Points: 4 vs Eastern NM (11-6-19)
 FG: 2 vs Eastern NM (11-6-19)
 FGA: 2 vs Eastern NM (11-6-19)
 3FG: N/A
 3FGA: N/A
 FT: 0 vs Eastern NM (11-6-19)
 FTA: 1 vs Eastern NM (11-6-19)
 Rebounds: N/A
 Assists: N/A
 Blocks: N/A
 Steals: N/A
 Minutes Played: 3 vs Eastern NM (11-6-19)

CAREER HIGHS AT UNM

Points: 4 vs Eastern NM (11-6-19)
 FG: 2 vs Eastern NM (11-6-19)
 FGA: 2 vs Eastern NM (11-6-19)
 3FG: N/A
 3FGA: N/A
 FT: 0 vs Eastern NM (11-6-19)
 FTA: 1 vs Eastern NM (11-6-19)
 Rebounds: N/A
 Assists: N/A
 Blocks: N/A
 Steals: N/A
 Minutes Played: 3 vs Eastern NM (11-6-19)

CAREER STATISTICS

Season	gp-gs	min/avg	Total		3-Point		F-Throws		Rebounds					Scoring							
			fg-fga	pct	fg-fga	pct	ft-fta	pct	off	def	tot	avg	pf	fo	ast	to	blk	stl	pts	avg	
2019-20	1-0	3/3.0	2-2	1.000	0-0	.000	0-1	.000	0	0	0	0.0	0	0	0	0	0	0	0	4	4.0
TOTAL	1-0	3/3.0	2-2	1.000	0-0	.000	0-1	.000	0	0	0	0.0	0	0	0	0	0	0	4	4.0	



Jordan Arroyo
 6'7" | 220 - Sophomore - Forward
 Albuquerque, N.M. (Atrisco Heritage Academy)

33

NOTEWORTHY :

- Helped lead Atrisco Heritage to the 6A State Championship in 2018
- First Team All-State, First Team All-Metro and First Team All-District
- New Mexico State Tournament MVP
- All-Metro Defensive Player of the Year
- Shot 63 percent from the floor with 13 double-doubles on the season
- National Hispanic Scholar, Four-Year Honor Roll recipient and academic letterman

2019-20 GAME-BY-GAME STATISTICS

Opponent	Date	gs	min	Total		3-Pointers		Free throws		Rebounds				pf	a	t/o	blk	stl	pts	avg
				fg-fga	pct	3fg-fga	pct	ft-fta	pct	off	def	tot	avg							
EASTERN N.M.	11/06/19	3	3	0-0	.000	0-0	.000	0-0	.000	0	1	1	1.0	0	0	0	0	0	0	0.0
Totals		0	3	0-0	.000	0-0	.000	0-0	.000	0	1	1	1.0	0	0	0	0	0	0.0	

Games played: 1
 Minutes/game: 3.0

Rebounds/game: 1.0

SEASON HIGHS

Points: N/A
 FG: N/A
 FGA: N/A
 3FG: N/A
 3FGA: N/A
 FT: N/A
 FTA: N/A
 Rebounds: 1 vs Eastern NM (11-6-19)
 Assists: N/A
 Blocks: N/A
 Steals: N/A
 Minutes Played: 3 vs Eastern NM (11-6-19)

CAREER HIGHS AT UNM

Points: N/A
 FG: N/A
 FGA: N/A
 3FG: N/A
 3FGA: N/A
 FT: N/A
 FTA: N/A
 Rebounds: 1 vs Eastern NM (11-6-19)
 Assists: N/A
 Blocks: N/A
 Steals: N/A
 Minutes Played: 3 vs Eastern NM (11-6-19)

CAREER STATISTICS

Season	gp-gs	min/avg	Total		3-Point		F-Throws		Rebounds				Scoring							
			fg-fga	pct	fg-fga	pct	ft-fta	pct	off	def	tot	avg	pf	fo	ast	to	blk	stl	pts	avg
2018-19	12-2	71/5.9	7-9	.778	0-0	.000	3-9	.333	7	6	13	1.1	8	0	0	2	3	2	17	1.4
2019-20	1-0	3/3.0	0-0	.000	0-0	.000	0-0	.000	0	1	1	1.0	0	0	0	0	0	0	0	0.0
TOTAL	13-2	74/5.7	7-9	.778	0-0	.000	3-9	.333	7	7	14	1.1	8	0	0	2	3	2	17	1.3

Game 1 - New Mexico 92, Eastern NM 71 Nov. 6, 2019 | Dreamstyle Arena - The Pit

Men's Basketball Opens Season with 20+ Point Win

ALBUQUERQUE, N.M. --- The University of New Mexico men's basketball team opened its season with a 21-point victory over Eastern New Mexico on Wednesday evening inside Dreamstyle Arena - The Pit. Five Lobos racked up double figures in the 92-71 win.

The first points of the 2019-20 season came on a steal and a layup when redshirt-junior JJ Caldwell went coast-to-coast to kick off his first outing as a Lobo 1:15 into the first half - and the action didn't stop there. The Lobos debuted at a break-neck speed in their season opener in which the fiery offense shot 60.0 percent from the field.

The Lobos were led by a quiet 16 points from junior Makuach Maluach, who scored seven points in the first half before adding eight more in just the first five minutes of the second half. Maluach was joined in the double-digit club by redshirt-senior Carlton Bragg Jr, redshirt-junior Zane Martin and senior Corey Manigault, each with 13 points apiece, as well as redshirt-junior Keith McGee who posted 12.

The last time the Lobos had five double-digit scorers was against Iona at the start of last season, on Nov. 13, 2018.

In addition to the reliable shooting, the Lobos also saw redshirt-senior JaQuan Lyle, who has sat the bench for two years as a Lobo (the first due to NCAA transfer rules, the second due to injury), not only scored nine points to go along with four rebounds, but also racked up an outstanding 11 assists. Lyle regularly found players down-court, firing passes between defenders, much to The Pit crowd's delight.

New Mexico had just one Lobo collect 10+ assists in a game last season, Drue Drinnon on Dec. 30, 2018 against the University of the Southwest. Prior to that, it was former Lobo Antino Jackson, who was known for his knack for the assist, on Feb. 10, 2018 at Air Force.

In fact, Lyle nearly posted the first double-double in points and assists since Jackson did so in that game.

UNM went into the locker room at the half up by 11, 45-34, and shooting 62.1 percent compared to 40.7 percent (11-27) for the Greyhounds. However, Eastern New Mexico was dominating behind the arc, firing at a clip of 50.0 percent compared to 36.4 percent for UNM.

"Offense isn't my concern right now," head coach Paul Weir said. "We need to value the basketball more, which I think [was tonight] a little more careless than it is skill... We have a lot of potential, but I don't think we're going to reach it unless we can find a way to become a good defensive basketball team.

"I think we showed some flashes of it tonight, but obviously not anywhere we want to be, but that's expected."

The Lobos traded baskets in favor of ENMU, four points to two, throughout the first 1:12 of the second half before the Lobos exploded on a 13-0 run that started with a fast-break layup by Caldwell, included a Lyle 3-pointer and ended with a Maluach free throw for his 16th point at the 15:48 mark.

The run lasted 2:20 and put the Lobos on top by 23 points, a margin that was not relinquished until 2:56 on the clock as the Lobo starters began exiting the game.

UNM got the lead up to as many as 28 points, 81-53 with 8:01 on the clock en route to the 21-point win.

On the night, UNM fired 60 percent from the floor (33-55), 35 percent from 3-point range and 73.1 percent from the stripe. ENMU finished 37.3 percent from the field, 33.3 percent from 3-point range and 65 percent from the free throw line.

Leading the Greyhounds were a pair of double-digit scorers including senior Darius Sawyer (11 points) and junior Ibn Zaid (10) points. UNM limited ENMU's returning leading scorer, junior Devin Pullum, to just seven points on the night. Pullum averaged 12.7 points per game last season.

The Lobos return to action on Saturday, Nov. 9 against CSUN at 7 p.m. Last season, UNM opened its campaign on the road in Northridge, claiming the victory on a buzzer-beating three.

Game #1

Eastern N.M. 71 • 0-0, 0-0 LSC

#	Player	Total	3-Ptr			Rebounds			PF	TP	A	TO	Bk	Sf	Min
			FG-FGA	FG-FGA	FT-FTA	Off	Def	Total							
14	Marvin Masigo	1	1-2	0-0	0-0	1	1	2	4	2	0	3	0	1	9
24	Yosnier Cobas	1	3-3	1-1	0-2	1	0	1	0	7	1	0	1	2	16
05	Isiah Murphy	0	3-8	3-6	0-0	0	0	0	1	9	0	4	0	0	25
10	Devin Pullum	0	2-11	0-5	3-4	0	5	5	1	7	1	5	0	1	30
21	Ibn Zaid	0	4-9	1-3	1-2	1	4	5	1	10	3	2	0	0	25
00	Jose Serrano	2	2-5	0-0	2-2	1	0	1	5	6	0	2	0	0	14
01	Brandon Meadows	0	0-3	0-1	2-2	0	4	4	4	2	5	2	0	1	15
03	Mangistu Jongkor	0	0-0	0-0	0-0	0	0	0	0	0	0	0	0	0	2
04	Darius Sawyer	4	4-7	1-1	2-4	3	1	4	1	11	1	1	0	1	20
11	Nicolas Mathews	1	0-3	0-1	0-0	2	1	3	0	0	0	0	0	0	4
13	Tanner Carter	0	0-1	0-1	0-0	0	0	0	0	0	0	0	0	0	3
20	Deng Kuany	4	4-11	1-2	0-0	3	2	5	3	9	1	1	0	2	25
25	Mathew Mazique	2	2-4	1-3	3-4	0	1	1	1	6	0	0	0	1	12
	Team					2	4	6						2	
	Totals		25-67	8-24	13-20	14	23	37	21	71	12	22	1	9	200
	FG % 1st Half:	11-27	40.7%	2nd half:	14-40	35.0%	Game:	25-67	37.3%	Deadb					
	3FG % 1st Half:	6-12	50.0%	2nd half:	2-12	16.7%	Game:	8-24	33.3%	Rebound					
	FT % 1st Half:	6-10	60.0%	2nd half:	7-10	70.0%	Game:	13-20	65.0%	Rebound					2

New Mexico 92 • 1-0, 0-0 MW

#	Player	Total	3-Ptr			Rebounds			PF	TP	A	TO	Bk	Sf	Min
			FG-FGA	FG-FGA	FT-FTA	Off	Def	Total							
15	BRAGO, Carlton	1	4-6	0-0	5-7	0	6	6	3	13	0	0	2	0	18
02	JACKSON, Vance	0	2-6	0-2	2-3	0	4	4	3	6	3	2	1	1	28
05	LYLE, JaQuan	0	4-6	1-3	0-0	0	4	4	3	9	11	3	0	0	26
10	MALUACH, Makuach	0	5-7	2-4	4-5	0	2	2	1	16	0	2	1	1	22
00	CALDWELL, JJ	0	3-5	0-0	0-0	1	5	6	2	6	4	4	2	2	25
00	MARTIN, Zane	0	3-8	2-5	5-6	0	6	6	3	13	0	6	0	1	23
01	MANIGAULT, Corey	0	5-6	0-0	3-4	0	1	1	3	13	1	2	3	0	19
03	McGEE, Keith	0	5-7	2-4	0-0	1	2	0	12	1	1	0	0	0	20
04	PERCY, Tavian	0	0-0	0-0	0-0	0	0	0	0	0	2	0	0	1	6
20	PATTERSON, Clay	0	0-1	0-1	0-0	0	0	0	0	0	0	0	0	0	3
23	KUAC, Emmanuel	0	0-1	0-1	0-0	0	1	1	0	1	0	1	0	0	4
30	WEGSCHEIDER, Kurt	0	2-2	0-0	0-1	0	0	0	0	4	0	0	0	0	3
33	ARRROYO, Jordan	0	0-0	0-0	0-0	0	1	1	0	0	0	0	0	0	3
	Team					1	2	3							
	Totals		33-55	7-20	19-26	3	33	36	19	92	22	21	7	6	200
	FG % 1st Half:	18-29	62.1%	2nd half:	15-26	57.7%	Game:	33-55	60.0%	Deadb					
	3FG % 1st Half:	4-11	36.4%	2nd half:	3-9	33.3%	Game:	7-20	35.0%	Rebound					
	FT % 1st Half:	5-8	62.5%	2nd half:	14-18	77.8%	Game:	19-26	73.1%	Rebound					3

Officials: James Ford, Michael Greenstein, Eric Curry
Technical fouls: Eastern N.M.-TEAM, New Mexico-MANIGAULT, Corey, MARTIN, Zane.
Attendance: 9501
2019-20 Men's Basketball. Round: 0. Eastern N.M. vs New Mexico. Played at Dreamstyle Arena

Score by periods	1st	2nd	Total
Eastern N.M.	34	37	71
New Mexico	45	47	92

Game #2

Game #3