

# THE UNIVERSITY OF NEW MEXICO LOBO FOOTBALL

## ATHLETIC COMMUNICATIONS

Frank Mercogliano, Asst. A.D. for Communications  
Email: fmercog@unm.edu  
Cell Phone: 505-410-4844  
Twitter: @fmmmercogliano  
www.GoLobos.com

1939 Sun Bowl \* 1944 Sun Bowl \* 1946 Sun Bowl \* 1947 Harbor Bowl \* 1961 Aviation Bowl \* 1997 Insight.com Bowl \* 2002 Las Vegas Bowl \*  
2003 Las Vegas Bowl \* 2004 Emerald Bowl \* 2006 New Mexico Bowl \* 2007 New Mexico Bowl \* 2015 Gildan New Mexico Bowl \* 2016 Gildan New Mexico Bowl

## 2017 SCHEDULE

Date	Opponent	Time	TV
9/2	Abilene Christian	6 p.m.	None
9/9	!New Mexico State	6 p.m.	Stadium/FB Live
9/14	*at Boise State (Thurs.)	6 p.m.	ESPN
9/23	at Tulsa	TBA	TBA
9/30	*Air Force	5 p.m.	CBSSN
10/14	*at Fresno State	8 p.m.	AT&T Sports
10/20	*Colorado State (Fri.)	8:15 p.m.	ESPN2
10/28	*at Wyoming	TBA	ESPN Family
11/4	*Utah State	3:30 p.m.	AT&T Sports
11/11	at Texas A&M	TBA	TBA
11/17	*UNLV (Fri.)	7:30 p.m.	ESPN2
11/24	*at San Diego State (Fri.)	1:30 p.m.	CBSSN

\*Mountain West game BOLD denotes home game  
!denotes Rio Grande Rivalry Game

## BROADCAST INFORMATION

TV: None

### RADIO: Lobo Radio Network

(770 Kkob-AM flagship in Albuquerque)

Play-by-Play ..... Robert Portnoy

Analyst ..... DonTrell Moore

Sidelines ..... Ned James

## NEW MEXICO COACHING STAFF

### SIDELINES

Bob Davie .....	Head Coach
Scott Baumgartner .....	RBs
Saga Tuitele .....	Run Game Coordinator/OL
Apollo Wright .....	Special Teams/QBs
Kevin Cosgrove .....	Def. Coord./LBs
Stan Eggen .....	DL
Jordan Peterson .....	Safeties

### BOOTH

Bob DeBesse .....	Off. Coord./WRs
Clay Davie .....	TEs
Jacob Bronowski .....	Grad. Asst. (Offense)
Ben Sherman .....	Grad. Asst. (Offense)
Al Simmons .....	CBs
Greg Svarczkopf .....	Grad. Asst. (Defense)
Michael Smith .....	Grad. Asst. (Defense)



## New Mexico

## Lobos

Record: 0-0 MW: 0-0

Head Coach: Bob Davie

UNM Record: 27-36 (Sixth Year)

Career Record: 62-61 (11th Year)



## Abilene Christian

## Wildcats

Record: 0-0 Southland: 0-0

Head Coach: Adam Dorrel, first season

ACU Record: 0-0 (First Year)

Career Record: 76-8 (Seventh Year)

## Game 1

Date .....	Saturday, September 2
Time .....	6:00 p.m. MT
Location .....	Albuquerque, N.M.
Venue .....	Branch Field at Dreamstyle Stadium
Capacity .....	39,224
Television .....	None
Series Record .....	First Meeting
In ABQ .....	First Meeting
In Abilene .....	First Meeting
Current Streak .....	First Meeting
Last Meeting .....	First Meeting
Last Meeting in Albuquerque .....	First Meeting

## #GoLobos at a Glance (#GoLobos)

### The Season:

The University of New Mexico Lobos went 9-4 last season, winning the 2016 Gildan New Mexico Bowl 23-20 over UTSA. The Lobos went 6-2 in the Mountain West's Mountain Division, earning a share of the division title, losing out a chance to play for the Mountain West Championships on a complicated tiebreaker. The Lobos will enter the 2017 season having won seven of their last eight games, including the final two. The 2016 Mountain Division title was the first for UNM since 1997, when the team won the Mountain Division of the Western Athletic Conference and eventually played in the 1997 Insight.com Bowl. The Abilene Christian Wildcats are coming off a 2-9 season, but they have a whole new coaching staff. The lost a close game to open the season to Mountain West team Air Force 37-21.

### The Coaches:

The University of New Mexico Lobos are coached by Bob Davie, who is 27-36 as he enters his sixth season with the Lobos, and he is 62-61 overall as he enters his 11th season. He spent his first five seasons as a head coach manning the Notre Dame Fighting Irish. After leading the Lobos to back-to-back bowl games, Davie has now been the head coach for five bowl teams, three at Notre Dame and two at New Mexico. He is looking to become just the second coach in UNM history to lead the Lobos to three straight bowl games. Adam Dorrel is in his first season with Abilene Christian after going 76-8 and winning three national titles in his six years at Northwest Missouri State. He went 15-0 all three of his title winning seasons.

## What's Inside

### Must Haves for the Media Section

Schedule/Staff/At a Glance .....	1
Media Schedule/Policies .....	2
Roster .....	3-4
Two-Deep .....	5
Where They Come From .....	6
Making National Headlines .....	7

### Section That Will Make Any Stats & Numbers Person Happy

Red Zone Report/Starting Lineups .....	27
Results and Team Statistics .....	28
Offensive Statistics .....	29-31
Defensive Statistics .....	32
Season and Career Statistics .....	33-36

### Section That Will Make Any Broadcast Better

Notes .....	8-15
Uniform Tracker .....	16
Game-by-Game and Career Individual Stats .....	17-24
2016 Opponent Schedules .....	25
About Head Coach Bob Davie .....	26

### The Game-by-Game Section

UNM Game-by-Game Statistics .....	37
Opponent Game-by-Game Statistics .....	38
Game-by-Game Passing/Rushing/Receiving .....	39
Game-by-Game UNM Tackles .....	40
The Last Time it Happened .....	41
Game Recaps .....	42-48

## GENERAL INFORMATION

Name of School ..... University of New Mexico  
City/Zip ..... Albuquerque, N.M. 87106  
Founded ..... 1889 by Territorial Legislature  
Enrollment ..... 25,015  
Nickname ..... Lobos  
School Colors ..... Cherry and Silver  
Stadium ..... Branch Field at University Stadium  
Capacity ..... 39,224  
Conference ..... Mountain West  
Affiliation ..... NCAA I  
Interim President ..... Dr. Chaouki T. Abdullah  
Interim Athletic Director ..... Janice Ruggiero  
Athletic Dept. Phone ..... 505-925-5501  
Ticket Office Phone ..... 505-925-LOBO

## COACHING STAFF

Head Coach ..... Bob Davie  
Alma Mater, Year ..... Youngstown State, 1977  
Record at School (years) ..... 27-36, 6th season  
Career Record (years) ..... 62-61, 11th season  
Football Office Phone ..... 505-925-5700  
Best Time of Day to Reach Coach ..... Contact SID  
Assistant Coaches .....  
Bob DeBesse ..... Off. Coord./WRs  
Saga Tuitiele ..... Run Game Coord./OL  
Scott Baumgartner ..... RBs  
Clay Davie ..... TEs  
Apollo Wright ..... Special Teams/QBs  
Jacob Bronowski ..... Grad. Asst. (Offense)  
Ben Sherman ..... Grad. Asst. (Offense)  
Kevin Cosgrove ..... Def. Coord./LBs  
Jordan Peterson ..... Safeties  
Stan Eggen ..... DL  
Al Simmons ..... CBs  
Michael Smith ..... Grad. Asst. (Defense)  
Greg Svarczkopf ..... Grad. Asst. (Defense)  
Asst. A.D. for Football Ops ..... Brian DeSpain  
Video Coordinator ..... Chris Crooks  
Dir. of Recruiting ..... Vince Natali  
Athletic Performance ..... Aurmon Satchell  
Asst. Athletic Performance ..... Andy Grubb  
G.A. Athletic Performance ..... John McWilliams

## TEAM INFORMATION

2016 Overall Record ..... 9-4  
2016 Mountain West Record/Finish ... 6-2/T-1st Mt.

## HISTORY

First Year of Football ..... 1892  
Overall All-Time Record ..... 480-581-31  
Number of Bowls/last ..... 13/2016  
Bowl Record ..... 4-8-1  
NFL Draft Picks ..... 64

## COMMUNICATIONS

Press Box Phone ..... 505-925-5805  
SID Mailing Address ..... New Mexico Athletics  
Colleen J. Maloof Administration Building  
1 University of New Mexico  
MSC04 2680  
Albuquerque, NM 87131-0001  
Overnight Address ..... New Mexico Athletics  
Colleen J. Maloof Administration Building  
1414 University Boulevard SE  
Albuquerque, NM 87106

## SOCIAL MEDIA

Website ..... www.golobos.com



@NewMexicoFB



/UNMLoboFootball

# Media Policies and Procedures

MONDAY	TUESDAY	WEDNESDAY	THURSDAY	FRIDAY	SATURDAY	SUNDAY
<b>Practice</b> 9:00 - 11:15 a.m.	<b>Practice</b> 9:00 - 11:15 a.m.	<b>Practice</b> 9:15 - 11:10 a.m.	<b>Practice</b> 9:45 - 11:20 a.m.	<b>Practice</b> Walk Through	<b>Game</b> 6:00 p.m.	<b>Practice</b> Off
<b>Media</b> Open first 30 minutes Interviews after practice (Coaches/Players)	<b>Media</b> Open first 30 minutes Interviews after practice (Players) Press Conference at 12:30 p.m. (Press Box Zia II)	<b>Media</b> Open first 30 minutes Interviews after practice (Coaches/Players)	<b>Media</b> Open first 30 minutes (Coach Davie Only)	<b>Media</b> None	<b>Media</b> Coach Davie and players after the game	<b>Media</b> Off

## Game Week Media Schedule

### Media At Practice

Practice is only open for media for the first 30 minutes, and it is closed to the public. Contact Frank Mercogliano for more information about the class schedules for players needed for interviews (some players are not available due to class after practice, but we will make all efforts to get everyone the interviews they need).

### Bob Davie Interview Opportunities

Coach Davie has several media availability times during the week. During game week, he is available after practices on Monday, Wednesday and Thursday. He also meets with the local media on Tuesday at noon as part of UNM's weekly fall sports media luncheon (other fall sport coaches meet with the media at 11:30 a.m. prior to Davie speaking).

Schedules for the four short weeks (one Thursday game and two Friday games) will be announced at a later date.

### New Mexico Media Luncheon

The New Mexico Media Luncheons are Tuesdays from 11:30 a.m. to 12:30 p.m. Coach Davie is available at approximately noon. Audio and video clips from Davie are available at [www.golobos.com](http://www.golobos.com). The press conferences are also streamed on [GoLobos.com](http://GoLobos.com) by LoboTV. Please note that the Mountain West no longer will conduct a football coaches teleconference. The luncheon is on the Zia II level of the West press box.

### New Mexico Player Interview Opportunities

All player interviews must be arranged through the UNM athletics communications office. The main time for interviews is after practice. Wednesday is the last day for player interviews. For lengthier interviews, please call the communications office to arrange, which we are happy to do, working around class schedules. These will normally take place in the communications suite in the Maloof Center.

Postgame: The UNM locker room is closed. Requested players will be brought to an area to be determined after home games and outside the locker room for road games.

For road games, all interviews will be posted to UNM's Media Dropbox account, along with selected highlights. These are provided for your usage, but please credit LoboTV.

### Wireless in the Press Box

The press box at University Stadium is fully equipped for wireless connections. Access is free, but those wanting access need their own internal or external wireless cards. Phone lines are available.

### www.collegepressbox.com

CollegePressBox.com gives the media one-stop access to updated contact information, media guides, game books, photos, quotes, links and more for each of the league's schools and the Mountain West office. Log-in information will be provided by the MW office to accredited media, or you can apply for a password by sending an e-mail to [password@collegepressbox.com](mailto:password@collegepressbox.com).

### Ticket Information

- online at [unmtickets.com](http://unmtickets.com)
- by calling 925-5858 or toll-free at 800-955-HOWL
- Albertson's stores in Albuquerque, Rio Rancho, Los Lunas and Santa Fe
- Lobo Ticket Office inside the Pit at the NW corner of University & Cesar Chavez boulevards from 8:30-5 Monday-Friday
- UNM Bookstore (Bookstore Ticket Office is closed on Mondays) For more information call the New Mexico Athletics Ticket Office at (505) 925-5626 or 1-800-955-HOWL (4695). Call (505) 925-5500 for group tickets and ask to speak to a customer service representative.

On Game Day, the northeast box office at University Stadium opens four hours prior to kickoff, and the Lobo Ticket Office at the Pit opens three hours before game time. The northwest University Stadium box office opens 90 minutes before kickoff.

### Lobo Talk & The Lobo Coaches Show

Host Robert Portnoy and coach Bob Davie discuss UNM football at Lobo Talk primarily on Wednesdays. The show airs from 7-9 p.m. at Kelly's Brew Pub in Nob Hill. Fans can call 866-350-4309 to ask coach Davie a question. The Lobo Coaches Show will be on AT&T Sports.

### Game Credentials

Regular UNM media will receive game credentials prior to the start of the season. For media members with season credentials, that pass also serves as a parking pass for the Baseball East or Baseball South lot across from the stadium.

Visiting team media should request single-game credentials through their team's media relations office. Parking passes for the Baseball East and media lots will be needed.

Media members not associated directly with a team can email requests to [fmercog@unm.edu](mailto:fmercog@unm.edu). Please have these Wednesday of game week (Tuesday for Friday night home games).

For media members picking up credentials at will call without parking passes, it is located in the Northeast corner of the stadium by Gate 7 or 8. For media members picking up with parking passes, credentials will be located at the University Drive entrance to the Baseball & Pit East lots with the parking attendant. This should allow you to get your credential without having to wait in line or deal with parking on the north side of the stadium.

## 2017 Numerical Roster

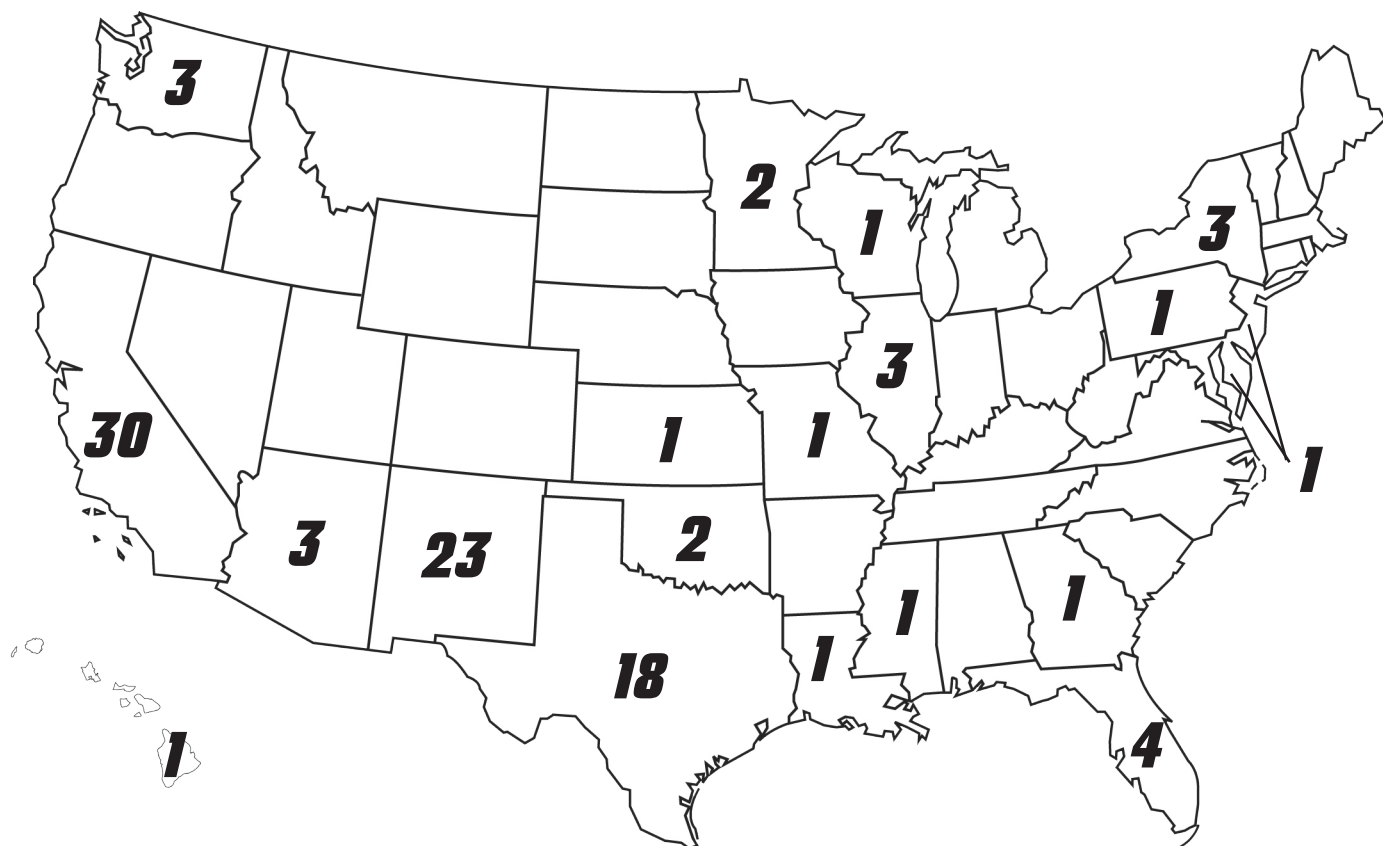
No.	Name	Pos.	Ht.	Wt.	Cl-Exp.	Hometown (Last School)	Pronunciation
2	Delane Hart-Johnson	WR	6-4	213	Jr-1L-RS	Philadelphia, Pa. (L.A. Valley College/Martin Luther King HS)	
2	Kimmie Carson	LB	6-1	221	Sr-3L-RS	Tulsa, Okla. (East Central HS)	
3	Richard McQuarley	RB	5-11	221	Sr-2L	Meridian, Miss. (Itawamba CC/Meridian HS)	
3	D'Angelo Ross	CB	5-8	175	Jr-JC	La Puente, Calif. (Fullerton JC/South Hills HS)	
4	Romell Jordan	RB	5-9	173	Sr-2L-RS	Rio Rancho, N.M. (Cleveland HS)	rah MEL
4	Bijon Parker	S	6-0	195	Jr-2L-RS	Los Angeles, Calif. (Fairfax HS)	bee ZHAHN
5	Patrick Reed	WR	6-2	188	Jr-2L-RS	Silsbee, Texas (Silsbee HS)	
5	Michael Sewell, Jr.	S	6-1	193	Jr-JC	Palmdale, Calif. (L.A. Valley College/Highland HS)	
6	Austin Ocasio	LB	6-1	228	Sr-1L	Babylon, N.Y. (College of the Siskiyous/Saint Cloud HS)	oh cah SEE yo
7	Anselem Umeh	WR	5-11	181	Fr-RS	Bellflower, Calif. (St. John Bosco HS)	
7	Blair Manly	CB	6-1	196	So-1L-RS	Albuquerque, N.M. (Cibola HS)	
8	Q' Drennan	WR	6-1	199	So-1L-RS	El Paso, Texas (Americas HS)	QUE
8	Willie Hobdy	S	6-2	182	So-JC	Garland, Texas (Coffeyville CC/North Garland HS)	
9	Bryson Carroll	QB	5-6	183	Fr-HS	San Antonio, Texas (Roosevelt HS)	
9	Stanley Barnwell, Jr.	S	6-2	198	Jr-1L	Opa-Locka, Fla. (Coffeyville CC/Monsignor Pace)	
10	Zahneer Shuler	RB	6-1	235	Jr-JC	Woodbridge, N.J. (Lackawanna College/Woodbridge HS)	
10	Kameron Miller	S	6-2	197	Fr-RS	Las Cruces, N.M. (Las Cruces HS)	
11	Coltin Gerhart	QB	6-0	205	Jr-TR	Murrieta, Calif. (Arizona State/Vista HS)	
12	Derek Martinez	QB	6-0	172	Jr-1SQ-RS	Albuquerque, N.M. (Cibola HS)	
12	Steven Steele	S	5-11	194	Jr-1L-RS	Rio Rancho, N.M. (Eastern New Mexico/Cleveland HS)	
13	Lamar Jordan	QB	6-0	192	Sr-3L-RS	Frisco, Texas (Centennial HS)	
13	Jalin Burrell	CB	6-0	195	Jr-JC	Riverside, Calif. (Moorpark JC/Patriot HS)	
14	Rafael Hidalgo	WR	5-10	170	Jr-TR-RS	Brooklyn, N.Y. (Hudson Valley JC/Lane HS)	
14	Gabe Ortega	S	6-1	195	Fr-RS	Rio Rancho, N.M. (Cleveland HS)	
15	Emmanuel Harris	WR	5-9	197	Sr-1L	Dallas, Texas (Trinity Valley JC/Skyline HS)	
16	Tevaka Tuioti	QB	6-0	190	Fr-RS	La Mirada, Calif. (La Mirada HS)	teh VAH KAH TOO ee OH tea
16	Jacob Girdle	S	5-11	187	Sr-1L-RS	Rancho Cucamonga, Calif. (Santa Barbara CC/Los Osos HS)	GRR gill
17	Jacob Hennie	QB	5-10	185	Fr-HS	Corona, Calif. (Air Force Prep/Santiago HS)	
17	Nico Bolden	S	6-3	199	Fr-HS	Woodbury, Minn. (Woodbury HS)	
18	Chris Davis, Jr.	WR	5-7	175	Sr-3L	Westlake Village, Calif. (Oaks Christian HS)	
19	Bobby Cole	RB	5-9	193	Fr-HS	Chatsworth, Calif. (Sierra Canyon HS)	
19	Elijah Lilly	CB	5-10	152	So-1L	San Bernardino, Calif. (Cajon HS)	
20	Daryl Chestnut	RB	5-8	192	Sr-2L	Coconut Grove, Fla. (Coffeyville JC/Christopher Columbus HS)	
20	Rayshawn Boyce	LB	6-5	248	Jr-JC	Compton, Calif. (L.A. Valley College/Salesian HS)	
21	Daevon Vigilant	RB	5-7	182	Fr-RS	Downey, Calif. (Downey HS)	DAY von
21	Corey Hightower	CB	5-11	175	Fr-RS	Huntsville, Texas (Huntsville HS)	
23	Jay Griffin IV	WR	5-10	162	Fr-RS	Huntsville, Texas (Huntsville HS)	
23	Marcus Hayes	S	6-0	192	Fr-HS	Rockford, Ill. (Rockford East HS)	
24	Kentrail Moran	RB	5-9	196	Fr-RS	O'Fallon, Ill. (O'Fallon HS)	ken TRAIL
25	Tyrone Owens	RB	5-9	187	Jr-2L-RS	Manor, Texas (Manor HS)	
26	Jacob Smith	RB	5-11	188	Fr-RS	Albuquerque, N.M. (Cibola HS)	
26	Sitiveni Tamaivena	LB	6-1	230	Jr-JC	Renton, Wash. (Mt. San Antonio College/Palo Alto HS)	
27	Cade Hackey	WR	6-3	195	Fr-HS	Hatch, N.M. (Hatch Valley HS)	
28	Cameron Thomas	WR	6-1	199	Fr-RS	Katy, Texas (Seven Lakes HS)	
28	Jake Rothschilder	S	5-8	181	Sr-2L-RS	Westlake Village, Calif. (Moorpark College/Westlake HS)	ROTH shill er
29	Joshua Woisin	RB	5-10	205	Fr-HS	Albuquerque, N.M. (La Cueva HS)	Rhymes with Poison
29	Jordan Flack	LB	6-3	220	Jr-JC	Newbury Park, Calif. (Moorpark JC/Newbury Park HS)	
30	Corey Bojorquez	P	6-0	200	Sr-1L	Bellflower, Calif. (Cerritos College/Mayfair HS)	bo HOR kez
31	Thomas Vieira	WR	5-11	181	So-1SQ-RS	Albuquerque, N.M. (La Cueva HS)	
32	Micah Gray	RB	5-11	185	Fr-HS	Clovis, N.M. (Clovis HS)	
32	Kyle Rothschilder	S	5-8	183	Sr-1L	Westlake Village, Calif. (Moorpark Coll./Nevada/Westlake HS)	ROTH shill er
33	Javohn Jones	RB	5-10	191	So-1L-RS	Albuquerque, N.M. (La Cueva HS)	jah VON
33	Alex Hart	LB	6-3	230	Jr-2L	Prior Lake, Minn. (Prior Lake HS)	
34	Jared EnRico	LS	6-1	199	Fr-RS	La Mirada, Calif. (La Mirada HS)	on REE coh
35	Kenneth Maxwell	S	6-0	193	Sr-2L-RS	Center Hill, Fla. (Prairie View A&M/South Sumpter HS)	
36	Dorsett Valdez	CB	5-10	175	Sr-1SQ-RS	Albuquerque, N.M. (Central New Mexico/Volcano Vista HS)	
37	DaQuan Baker	LB	6-2	225	Jr-RS-TR	Compton, Calif. (University of North Dakota/Centennial HS)	dah KWAN
38	Matt French	LB	6-0	223	Fr-RS	Crestview, Fla. (Crestview HS)	
39	Johnny Hernandez	S	5-10	190	Jr-JC	Temecula, Calif. (Saddleback JC/Great Oak HS)	
41	James Portilla	LB	6-1	215	Jr-1SQ-RS	El Dorado Hills, Calif. (Oak Ridge HS)	
45	Evahelotu Tohi	LB	6-2	236	Jr-RS	Phoenix, Ariz. (Glendale CC/North Canyon HS)	EH vah TOE ee
46	Brandon Shook	LB	6-2	230	So-JC	Simi Valley, Calif. (Westlake HS/College of the Canyons)	

## 2017 Numerical Roster

No.	Name	Pos.	Ht.	Wt.	Cl-Exp.	Hometown (Last School)	Pronunciation
50	Teton Saltes	DL	6-5	270	Fr-RS	Albuquerque, N.M. (Valley HS)	TEE tahn
51	Jacob Barnhill	OL	6-3	267	Fr-HS	Albuquerque, N.M. (Sandia HS)	
52	Aaron Blackwell	DL	6-3	298	So-JC	Peoria, Ariz. (Mesa CC/Liberty HS)	
53	Cody Baker	DL	6-3	274	Jr-2L	Issaquah, Wash. (Eastside Catholic HS)	
54	Radson Jang	OL	6-2	265	Fr-HS	Honolulu, Hi. (Army Prep/Kamehameha HS)	
54	Langston Murray	DL	6-2	335	Fr-HS	Logansport, La. (Logansport HS)	
55	Aaron Jenkins	OL	6-2	307	Jr-2L-RS	Dallas, Texas (Lincoln HS)	
55	Emmanuel Joseph	DL	6-4	260	Fr-RS	Los Angeles, Calif. (Alexander Hamilton HS)	
56	Jacob Mairson	OL	6-3	275	Fr-HS	Los Alamos, N.M. (Los Alamos HS)	
57	Everett Powell	LB	6-4	238	Jr-1L-RS	Livermore, Calif. (Laney College/Livermore HS)	
59	Blaise Fountain	OL	6-1	280	Sr-1L	Wichita, Kan. (Butler CC/Maize HS)	
66	Dylan Weaver	OL	6-6	300	Fr-HS	Farmington, N.M. (Piedra Vista HS)	
67	Hayden Wilson	OL	6-5	271	Fr-HS	Rio Rancho, N.M. (Cleveland HS)	
68	Nick Iacovangelo	OL	6-7	342	So-RS	Rochester, N.Y. (ASA College-Brooklyn/McQuaid Jesuit HS)	YOCK oh van JEL oh
69	Beau Hott	OL	6-3	275	So-1L-RS	Plano, Texas (Plano HS)	
71	Kameron Smith	OL	6-7	320	Fr-RS	Tacoma, Wash (Lincoln HS)	
72	Avery Jordan	OL	6-5	265	Sr-1L	Houston, Texas (Blinn CC/Pearland HS)	
74	Ray Baylor III	OL	6-3	293	Sr-1SQ	Houston, Texas (ASA College-Brooklyn/Hightower HS)	
77	Charlie Grammel	OL	6-3	310	So-1L-RS	Frisco, Texas (Lone Star HS)	
78	Izrael Castellanos	OL	6-4	266	So-1SQ-RS	Mission Viejo, Calif. (Mission Viejo HS)	cast EYE YAH nos
79	Chris Estrella	OL	6-5	288	So-JC	San Jacinto, Calif. (Mt. San Jacinto JC/San Jacinto HS)	
81	Aaron Molina	WR	6-2	191	Jr-JC	Albuquerque, N.M. (College of the Canyons/Valley HS)	
84	Erik Beilman	TE	6-4	240	So-1L-RS	San Antonio, Texas (Brandeis HS)	BEEL man
85	Aaron Overacker	TE	6-3	232	So-1SQ-RS	Albuquerque, N.M. (La Cueva HS)	
86	Daniel Peabody	TE	6-2	213	Fr-HS	Tucson, Ariz. (Ironwood Ridge HS)	
87	Anu Somoye	WR	6-2	196	So-1L-RS	Houston, Texas (Alief Taylor HS)	ah NEW sa MOY yea
88	Marcus Williams	TE	6-3	207	Fr-HS	Rio Rancho, N.M. (Cleveland HS)	
89	Dyson Chmura	TE	6-3	223	So-1SQ-RS	Waukesha, Wisc. (Waukesha West HS)	
91	John Mitchell	P	6-0	180	Fr-HS	Great Falls, Va. (Our Lady of Good Counsel HS)	
92	Jermane Conyers	DL	6-2	326	Jr-JC	Rossville, Ga. (Dodge City CC/Ridgeland HS)	
93	Nahje Flowers	DL	6-3	263	Fr-RS	Los Angeles, Calif. (Dorsey HS)	NAH zhay
94	David Brown	LB	6-1	217	Fr-RS	Albuquerque, N.M. (Eldorado HS)	
94	Andrew Shelley	K	6-1	179	Fr-HS	Albuquerque, N.M. (Eldorado HS)	
95	Jason Sanders	K	5-11	190	Sr-3L	Orange, Calif. (Villa Park HS)	
95	Garrett Hughes	DL	6-2	264	Sr-3L	Corona, Calif. (Centennial HS)	
96	Johnny Williams	DL	6-2	303	Sr-1L-RS	Hemet, Calif. (Mt. San Jacinto JC/West Valley HS)	
97	Lon Hampton	LS	6-1	231	Jr-RS	Zena, Okla. (Northeast Okla. A&M College/Grove HS)	
98	Kene Okonkwo	DL	6-3	272	Sr-3L	Mesquite, Texas (Horn HS)	Kenny oh CONK whoa
99	Rhashaun Epting	LB	6-3	219	Fr-RS	Chicago, Ill. (Proviso West HS)	ra SHAWN

**Coaching Staff:****Head Coach:** Bob Davie (Youngstown State, 1976)**Offensive Coordinator/WRs:** Bob DeBesse (Southwest Texas State, 1982)**Defensive Coordinator/LBs:** Kevin Cosgrove (Wisconsin-Oshkosh, 1980)**Offensive Run Game Coordinator/OL:** Saga Tuitele (Portland State, 2002)**Special Teams Coordinator/QBs:** Apollo Wright (Cheyney [PA], 1998)**Running Backs:** Scott Baumgartner (Pacific, 1989)**Tight Ends:** Clay Davie (Arizona State, 2007)**Cornerbacks:** Al Simmons (Cal State Hayward, 1987)**Defensive Line:** Stan Eggen (Moorhead State, 1977)**Safeties:** Jordan Peterson (Texas A&M, 2009)**Offensive Graduate Assistants:** Jacob Bronowski, Ben Sherman**Defensive Graduate Assistants:** Michael Smith, Greg Svarczkopf**Assistant Athletic Director for Football:** Brian DeSpain**Director of Athletic Performance:** Aurmon Satchell**Asst. Director of Athletic Performance:** Andy Grubb**Athletic Performance Graduate Assistant:** John McWilliams**Director of Recruiting:** Vince Natali**Assistant Athletic Director for Communications (Football Contact):** Frank Mercogliano





### Arizona (3)

Aaron Blackwell .....	Peoria
Evahelotu Tohi .....	Phoenix
Daniel Peabody.....	Tucson

### California (30)

Corey Bojorquez .....	Bellflower
Anselem Umeh .....	Bellflower
Bobby Cole .....	Chatsworth
DaQuan Baker .....	Compton
Rayshawn Boyce .....	Compton
Jacob Hennie .....	Corona
Garrett Hughes .....	Corona
Daevon Vigilant .....	Downey
James Portilla .....	El Dorado
Johnny Williams .....	Hemet
Jared EnRico .....	La Mirada
Tevaka Tuioti .....	La Mirada
D'Angelo Ross .....	La Puente
Everett Powell .....	Livermore
Nahje Flowers .....	Los Angeles
Emmanuel Joseph .....	Los Angeles
Bijon Parker .....	Los Angeles
Izrael Castellanos .....	Mission Viejo
Coltin Gerhart .....	Murrieta
Jordan Flack .....	Newbury Park
Jason Sanders .....	Orange
Michael Sewell, Jr. ....	Palmdale
Jacob Girele .....	Rancho Cucamonga
Jalin Burrell .....	Riverside
Elijah Lilly .....	San Bernardino
Chris Estrella .....	San Jacinto
Brandon Shook .....	Simi Valley
Johnny Hernandez .....	Temecula
Chris Davis, Jr. ....	Westlake Village
Jake Rothschilder .....	Westlake Village
Kyle Rothschilder .....	Westlake Village

### Florida (4)

Kenneth Maxwell..... Center Hill  
Daryl Chestnut..... Coconut Grove  
Matthew French ..... Crestview  
Stanley Barnwell, Jr..... Opa-Locka

### Georgia (1)

Jermene Conyers ..... Rossville

## Hawaii (1)

Radson Jang..... Honolulu

### Illinois (3)

Rhashaun Epting.....Chicago  
Kentrail Moran.....O'Fallon  
Marcus Hayes .....Rockford

### Kansas (1)

Blaise Fountain ..... Wichita

### Louisiana (1)

Langston Murray ..... Logansport

## Minnesota (2)

Alex Hart..... Prior Lake  
Nico Bolden ..... Woodbury

## Mississippi (1)

Richard McQuarley.....Meridian

### New Jersey (1)

Zahneer Shuler ..... Woodbridge

### New Mexico (23)

Jacob Barnhill .....	Albuquerque
David Brown .....	Albuquerque
Jahvon Jones.....	Albuquerque
Blair Manly .....	Albuquerque
Derek Martinez.....	Albuquerque
Aaron Molina.....	Albuquerque
Aaron Overacker.....	Albuquerque
Teton Saltes .....	Albuquerque
Andrew Shelley.....	Albuquerque
Jacob Smith .....	Albuquerque
Dorsett Valdez .....	Albuquerque
Thomas Vieira.....	Albuquerque
Josh Woisin.....	Albuquerque
Micah Gray .....	Clovis
Dylan Weaver .....	Farmington
Cade Hackey .....	Hatch
Kameron Miller.....	Las Cruces
Jacob Mairson .....	Los Alamos
Romell Jordan .....	Rio Rancho
Gabe Ortega .....	Rio Rancho
Steven Steele.....	Rio Rancho
Marcus Williams.....	Rio Rancho
Hayden Wilson .....	Rio Rancho

### New York (3)

Rafael Hidalgo.....	Brooklyn
Austin Ocasio.....	Babylon
Nick Iacovangelo.....	Rochester

## Oklahoma (2)

Kimberly Carson ..... Tulsa  
Lon Hampton..... Zena

### Pennsylvania (1)

Delane Hart-Johnson ..... Philadelphia

Texas (18)

Emmanuel Harris .....	Dallas
Aaron Jenkins .....	Dallas
Q' Drennan .....	El Paso
William Hobdy .....	Garland
Charlie Grammel .....	Frisco
Lamar Jordan .....	Frisco
Ray Baylor III .....	Houston
Avery Jordan .....	Houston
Anu Somoye .....	Houston
Jay Griffin IV .....	Huntsville
Corey Hightower .....	Huntsville
Cameron Thomas .....	Katy
Tyrone Owens .....	Manor
Kene Okonkwo .....	Mesquite
Beau Hott .....	Plano
Erik Beilman .....	San Antonio
Bryson Carroll .....	San Antonio
Patrick Reed .....	Silsbee

### Virginia (1)

John Mitchell ..... Great Falls

### Washington (3)

Cody Baker.....	Issaquah
Sitiveni Tamaivena.....	Renton
Kameron Smith.....	Tacoma

### Wisconsin (1)

Dyson Chmura ..... Waukesha

## 2017 Primary Two-Deep &amp; Flash Stats

## OFFENSE

Pos.	#	Player	Ht.	Wt.	Cl.-Ex.	Hometown (Last School)	2017 Stats
WR-X	5	Patrick Reed	6-2	188	Jr-2VL-RS	Silsbee, Texas (Silsbee HS)	
	2	Delane Hart-Johnson	6-4	213	Jr-1L-RS	Philadelphia, Pa. (L.A. Valley College/Martin Luther King HS)	
LT	72	Avery Jordan	6-5	265	Sr-1VL	Houston, Texas (Blinn CC/Pearland HS)	
	79	Chris Estrella	6-5	288	So-JC	San Jacinto, Calif. (Mt. San Jacinto JC/San Jacinto HS)	
LG	77	Charlie Grammel	6-3	310	So-1VL	Frisco, Texas (Lone Star HS)	
	74	Ray Baylor III	6-3	293	Sr-1SQ	Houston, Texas (ASA College-Brooklyn/Hightower HS)	
C	59	Blaise Fountain	6-1	280	Sr-1VL	Wichita, Kan. (Butler CC/Maize HS)	
	69	Beau Hott	6-3	275	So-1VL-RS	Plano, Texas (Plano HS)	
RG	55	Aaron Jenkins	6-2	307	Jr-2L-RS	Dallas, Texas (Lincoln HS)	
	71	Kameron Smith	6-7	320	Fr-RS	Tacoma, Wash. (Lincoln HS)	
RT	78	Izrael Castellanos	6-4	266	So-1SQ-RS	Mission Viejo, Calif. (Mission Viejo HS)	
	50	Teton Saltes	6-5	270	Fr-RS	Albuquerque, N.M. (Volcano Vista HS)	
TE	89	Dyson Chmura	6-3	223	So-1SQ-RS	Waukesha, Wisc. (Waukesha West HS)	
	10	Zahneer Shuler	6-1	235	Jr-JC	Woodbridge, N.J. (Lackawanna College/Woodbridge HS)	
	84	Erik Beilman	6-4	240	So-1L-RS	San Antonio, Texas (Brandeis HS)	
WR-H	15	Emmanuel Harris	5-9	197	Sr-1L	Dallas, Texas (Trinity Valley JC/Skyline HS)	
	18	Chris Davis	5-7	175	Sr-3L	Westlake Village, Calif. (Oaks Christian HS)	
WR-Z	8	Q' Drennan	6-1	185	So-1VL-RS	El Paso, Texas (Americas HS)	
	81	Aaron Molina	6-2	191	Jr-JC	Albuquerque, N.M. (College of the Canyons/Valley HS)	
QB	13	Lamar Jordan	6-0	192	Sr-3L-RS	Frisco, Texas (Centennial HS)	
	16	Tevaka Tuioti	6-0	190	Fr-RS	La Mirada, Calif. (La Mirada HS)	
	11	Coltin Gerhart	6-0	205	Jr-TR	Murrieta, Calif. (Arizona State/Vista HS)	
RB	25	Tyrone Owens	5-9	187	Jr-2L-RS	Manor, Texas (Manor HS)	
	20	Daryl Chestnut	5-8	192	Sr-2L	Coconut Grove, Fla. (Coffeyville JC/Christopher Columbus HS)	
TB	3	Richard McQuarley	5-11	221	Sr-2L	Meridian, Miss. (Itawamba CC/Meridian HS)	
	4	Romell Jordan	5-9	173	Sr-2L-1SQ-RS	Rio Rancho, N.M. (Cleveland HS)	

## DEFENSE

Pos.	#	Player	Ht.	Wt.	Cl.-Ex.	Hometown (Last School)	2017 Stats
LE	53	Cody Baker	6-3	274	Jr-2L	Issaquah, Wash. (Eastside Catholic HS)	
	98	Kene Okonkwo	6-3	272	Sr-3L	Mesquite, Texas (Horn HS)	
NT	96	Johnny Williams	6-2	303	Sr-1L-RS	Hemet, Calif. (Mt. San Jacinto HC/West Valley HS)	
	92	Jermane Conyers	6-2	326	Jr-JC	Rossville, Ga. (Dodge City CC/Ridgeland HS)	
RE	95	Garrett Hughes	6-2	264	Sr-3L	Corona, Calif. (Centennial HS)	
	55	Emmanuel Joseph	6-4	260	Fr-RS	Los Angeles, Calif. (Alexander Hamilton HS)	
RUSH	99	Rhashaun Epting	6-3	219	Fr-RS	Chicago, Ill. (Provisio West HS)	
	29	Jordan Flack	6-3	220	Jr-JC	Newbury Park, Calif. (Moorpark JC/Newbury Park HS)	
	57	Everett Powell	6-4	238	Jr-1L-RS	Livermore, Calif. (Laney College/Livermore)	
MLB	33	Alex Hart	6-2	234	Jr-2L	Prior Lake, Minn. (Prior Lake HS)	
	45	Evahelotu Tohi	6-2	236	Jr-RS	Phoenix, Ariz. (Glendale CC/North Canyon HS)	
WLB	6	Austin Ocasio	6-1	223	Sr-1VL	Babylon, N.Y. (College of the Siskiyous/Saint Cloud HS)	
	26	Sitivena Tamaivena	6-1	230	Jr-JC	Renton, Wash. (Mt. San Antonio College/Palo Alto HS)	
LCB	19	Elijah Lilly	5-10	152	So-1L	San Bernardino, Calif. (Cajon HS)	
	3	D'Angelo Ross	5-8	175	Jr-JC	La Puente, Calif. (Fullerton JC/South Hills HS)	
SS	16	Jacob Girdle	5-11	187	Sr-1L-RS	Rancho Cucamonga, Calif. (Santa Barbara CC/Los Osos HS)	
	9	Stanley Barnwell, Jr.	6-2	198	Jr-1L	Opa-Locka, Fla. (Coffeyville CC/Monsignor Pace)	
FS	4	Bijon Parker	6-0	195	Jr-2L-RS	Los Angeles, Calif. (Fairfax HS)	
	5	Michael Sewell, Jr.	6-1	193	Jr-JC	Palmdale, Calif. (L.A. Valley College/Highland HS)	
NICK	28	Jake Rothschiller	5-8	181	Sr-2L-RS	Westlake Village, Calif. (Westlake HS)	
	35	Kenneth Maxwell	6-0	193	Sr-2L-RS	Center Hill, Fla. (Prairie View A&M/South Sumpter HS)	
RCB	13	Jalin Burrell	6-0	195	Jr-JC	Riverside, Calif. (Moorpark JC/Patriot HS)	
	21	Corey Hightower	5-11	175	Fr-HS	Huntsville, Texas (Huntsville HS)	


## SPECIAL TEAMS

Pos.	#	Player	Ht.	Wt.	Cl.-Ex.	Hometown (Last School)	2017 Stats
FGs	95	Jason Sanders	5-11	190	Sr-2L	Orange, Calif. (Villa Park HS)	
	94	Andrew Shelley	6-1	179	Fr-HS	Albuquerque, N.M. (Eldorado HS)	
KOs	95	Jason Sanders	5-11	190	Sr-2L	Orange, Calif. (Villa Park HS)	
	94	Andrew Shelley	6-1	179	Fr-HS	Albuquerque, N.M. (Eldorado HS)	
P	30	Corey Bojorquez	6-0	200	Sr-1L	Bellflower, Calif. (Cerritos College/Mayfair HS)	
	95	Jason Sanders	5-11	190	Sr-2L	Orange, Calif. (Villa Park HS)	
DS	34	Jared EnRico	6-1	299	Fr-RS	La Mirada, Calif. (La Mirada HS)	
	97	Lon Hampton	6-1	231	Jr-RS	Zena, Okla. (Northeast Okla. A&M College/Grove HS)	
Hold	30	Corey Bojorquez	6-0	200	Sr-1L	Bellflower, Calif. (Cerritos College/Mayfair HS)	
	16	Tevaka Tuioti	6-0	190	Fr-RS	La Mirada, Calif. (La Mirada HS)	
KOR	19	Elijah Lilly	5-10	152	So-1L	San Bernardino, Calif. (Cajon HS)	
	20	Daryl Chestnut	5-8	192	Sr-2L	Coconut Grove, Fla. (Christopher Columbus HS/Coffeyville JC)	
	4	Romell Jordan	5-9	173	Sr-2L-1SQ-RS	Rio Rancho, N.M. (Cleveland HS)	
	21	Corey Hightower	5-11	175	Fr-HS	Huntsville, Texas (Huntsville HS)	
PR	18	Chris Davis, Jr.	5-7	175	Sr-3L	Westlake Village, Calif. (Oaks Christian HS)	
	4	Romell Jordan	5-9	173	Sr-2L-1SQ-RS	Rio Rancho, N.M. (Cleveland HS)	

# MAKING NATIONAL HEADLINES



A study for 2016 showed New Mexico Football had over 10,000 articles in print and on the web in addition to seven games on ESPN, three on ROOT Sports and one on CBS Sports Network



**USA  
TODAY**

Featured Lobo Football in its Bowl Preview Section

Gave Lobo Football an 'A' Rating in its 2016 Report Card

Listed Coach Davie among top 10 for best coaching jobs in 2016



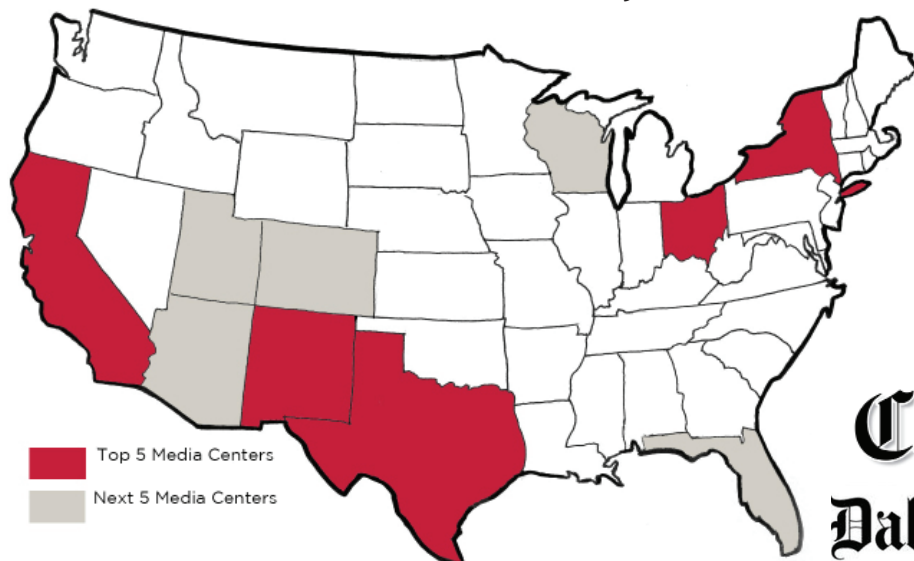
1.39 million viewers for Gildan New Mexico Bowl

Seven games on ESPN, ESPN2 and ESPNU, four in primetime



Numerous articles, including, "New Mexico Football Using Unique Offense in Recent Rise"

**The same study showed New Mexico Football's coverage intensity is highest not just in New Mexico, but in media hot spots of California, New York, Texas and Ohio**



**NY**  
DAILY NEWS

**Chicago Tribune**  
**Dallas Morning News**

## Lobo Radio Network

Every New Mexico football game is broadcast over the Lobo Radio Network. 770 KKO8-AM in Albuquerque is the flagship. Robert Portnoy is in his third season of play-by-play broadcasting with the University of New Mexico. The Lobo Radio Network:

Albuquerque	KKOB-AM	770 AM
Aztec	KLJH-FM	96.1 FM
Bloomfield	KLJH-2	107.1FM
Carlsbad	KATK-AM	740 AM
Farmington	KLJH-FM	107.1 FM
Farmington	KLJH-FM	96.1 FM
Farmington	KLJH-1	107.1 FM
Gallup	KYVA-AM	1230 AM
Gallup	KYVA-AM	94.9 FM
Grants	KMIN-AM	980 AM
Hobbs	KWMW-FM	105.1 FM
Las Vegas	KBQL-FM	92.7 FM
Mancos, CO	KLJH-FM	107.9 FM
Pagosa Springs, CO	KLJH-FM	98.3 FM
Santa Fe	KVSF-AM	1400 AM
Ruidoso	KWMW-FM	99.1 FM
Ruidoso	KRUI-AM	1490 AM
Socorro	KYRN-FM	102.1 FM
Window Rock, AZ	KLJH-FM	92.3 FM

Lobo games will be broadcast in Spanish on ESPN Deportes New Mexico on KRZY-AM 1450 and José 105.9 FM, Albuquerque, thanks to an agreement between UNM Athletics and Entrevisión NM. Carlos Fourzan will handle the play-by-play duties with Ben Becerra providing analysis.

## Roster Breakdown

### 2016 LETTERMEN RETURNING (37)

**(34 from 2016, three redshirts have also lettered)**

**Offense (16):** QB (1) Lamar Jordan\*\*\* RB (4) Daryl Chestnut\*\*, Jahvon Jones\*; Richard McQuarley\*\*, Tyrone Owens\*\*, WR (5) Chris Davis, Jr.\*\*, Q' Drennan\*, Emmanuel Harris\*, Patrick Reed\*\*, Anu Somoye\*, TE (1) Erik Beilman\*; OL (5) Blaise Fountain\*, Charlie Grammel\*, Beau Hott\*, Aaron Jenkins\*, Avery Jordan\*

**Defense (16):** DL (5) Garrett Hughes\*\*, Kene Okonkwo\*\*\*; Cody Baker\*\*, Everett Powell\*, Johnny Williams\* LB (2) Alex Hart\*\*, Austin Ocasio\*, S (6) Stanley Barnwell, Jr.\*, Jacob Girdle\*, Bijon Parker\*\*, Jake Rothschilder\*\*, Kyle Rothschilder\*, Steven Steele\* CB (3) Jadon Boatright\*\*\*, Elijah Lilly\*, Blair Manly\*

**Specialists (2):** P Corey Bojorquez\*, KO/K Jason Sanders\*\*\* denotes letters won

### STARTERS RETURNING (11)

**Offense (6):** QB Lamar Jordan, RB Tyrone Owens, OL Blaise Fountain, OL Aaron Jenkins, OL Avery Jordan, WR Patrick Reed  
**Defense (3):** DL Garrett Hughes, LB Kimmie Carson, NICK Jake Rothschilder

**Specialists (2):** P Corey Bojorquez\*, KO/K Jason Sanders\*\*\*

### STARTERS LOST (13)

**Offense (5):** OL Reno Henderson, OL Chris Lewis, RB Teriyon Gipson, TE Cole Gautsche, WR Matt Quarrels  
**Defense (8):** CB I.B. Brown, CB Nias Martin, S Daniel Henry, Ryan Santos, LB Dakota Cox, LB Donnie White, DL Nik D'Avanzo, DL William Udeh

**Specialists (1):** LS Steven Romero

### REDSHIRTS/SQUAD RETURNING (36)

**Offense (18):** QB (2) Derek Martinez (SQ), Tevaka Tuioti (RS); RB (4) Romell Jordan\*\* (SQ), Kentrail Moran (RS), Jacob Smith (RS), Daevon Vigilant (RS); WR (6) Jay Griffin IV (RS), Delane Hart-Johnson\* (RS), Rafael Hidalgo (RS), Cameron Thomas (RS), Thomas Vieira (SQ), Anselem Umeh (RS); TE (1) Dyson Chmura (SQ), OL (5) Ray Baylor III (SQ), Jonathan Brys (RS), Izrael Castellanos (SQ), Nick Iacovangelo (RS), Kameron Smith (RS)

**Defense (15):** DL (3) Nahje Flowers (RS), Emmanuel Joseph (RS), Teton Saltes (RS), LB (7) DaQuan Baker (RS), David Brown (RS), Rashaun Epting (RS), Matthew French (RS), Aaron Overacker (SQ), James Portilla (SQ); Evahelotu Tohi (RS) S (3) Kenneth Maxwell\*\* (RS), Kameron Miller (RS), Gabe Ortega (RS) CB (2) Corey Hightower (RS), Dorsett Valdez (RS)

**Specialists (1):** LS Jared EnRico (RS)

\*denotes letters won

## The Opening List

The University of New Mexico opens its 119th season on Saturday, September 2. Overall, the Lobos have gone 66-49-3 in 118 season openers, a .572 winning percentage. The Lobos are also 55-23-2 in season openers when that season opener is at home, which is a .700 mark (a mark that is better than UNM's 75-39-4, .652 mark in all-time home openers).

Bob Davie is a solid 3-2 in home openers, which is even better when you realize that UNM was 0-6 in the previous six home openers prior to his arrival. Those season openers under Bob Davie are the subject of 2017's very first "Opening List"

Year.....	Date .....	Opponent .....	Score .....
2012.....	Sept. 1 .....	Southern .....	W 66-21
2013.....	Aug. 31 .....	UTSA .....	L 13-21
2014.....	Aug. 30 .....	UTEP .....	L 24-31
2015.....	Sept. 5 .....	Mississippi Valley State .....	W 66-0

## A Look at What UNM Has Done the Last Two Seasons

The Lobos have won 16 games over the last two seasons, tying the record for the most wins ever by back-to-back Lobo teams.

16 wins (3 times): 1938-39 (8-2, 8-3 - Ted Shipkey); 1982-83 (10-1, 6-6 Joe Morrison/Joe Lee Dunn); **2015-16 (7-6, 8-4 - Bob Davie)**

15 wins (5 times): 1963-64 (6-4, 9-2 - Bill Weeks); 1996-97 (6-5, 9-4 - Dennis Franchione); 2002-03 (7-7, 8-5 - Rocky Long); 2003-04 (8-5, 7-6 - Rocky Long); 2006-07 (6-7, 9-4 - Rocky Long)

14 wins (4 times): 1934-35 (8-1, 6-4 - Gwinn Henry); 1958-59 (7-3, 7-3 - Marv Levy); 1961-62 (7-4, 7-2-1 - Bill Weeks); 1981-82 (4-7-1, 10-1 - Joe Morrison)

The record for most wins in a three-year stretch is 22, which was done twice. First it was accomplished by Bill Weeks from 1962-64, as the team went 22-8-1. Rocky Long's 2002-04 Lobos tied that win total, going 22-17 over those three years.

## Same Note as Above, but the Conference Version

The Lobos now have won 11 conference games over the last two seasons, and that's the most conference wins in back-to-back seasons in school history.

11 wins (1 time): **2015-16 (5-3, 6-2 - Bob Davie)**

10 wins (4 times): 1970-71 (5-1, 5-1 - Rudy Feldman); 1982-83 (6-1, 4-3 Joe Morrison/Joe Lee Dunn); 2002-03 (5-2, 5-2 - Rocky Long); 2003-04 (5-2, 5-2 - Rocky Long)

Rocky Long's 2002-04 Lobos have the record for most conference wins in three year span, with 15.

## That's Entertainment

SportsOnEarth.com's Matt Brown has named Bob Davie's Lobos as the Most Entertaining Team to watch in the Mountain West, and one of the Most Entertaining Teams in all of college football.

Here's some of what Brown had to say about the team. "Davie has done a fantastic job with the Lobos, embracing an explosive running offense that led the nation in both yards per carry (6.6) and yards per game (350) last season, when they went 9-4 for their best season in nearly a decade. They have a veteran quarterback in Lamar Jordan, and while they lose top rusher Teriyon Gipson, they have three players who ran for over 650 yards last year, plus solid experience on the offensive line."

Brown added, "The Lobos are in a tough Mountain West Mountain Division that should be entertaining as a whole, with star QBs in Boise State's Brett Rypien and Wyoming's Josh Allen, a potentially dangerous Colorado State offense and Air Force's option attack. So, yes, nearly this entire division would be a good answer here, but New Mexico exists as a wild card that is capable of piling up yards and springing upsets, making the Lobos intriguing to follow."

## MAJOR IMPROVEMENT

To better understand how good UNM's last two seasons have been, it would help to understand exactly where UNM was just prior to Bob Davie's arrival. The first column is the three seasons prior to his arrival (plus the final three games of the previous season), and the next column is the 2015 and 2016 seasons.

	3 Before	Last 2	Diff.
Won/Loss	3-37	16-10	+20
Scoring Margin	-24.2	+3.3	+27.5
Total Offense	296.1	422.5	+126.4
Scoring Offense	14.4	33.3	+18.9
Scoring Defense	38.7	29.9	-8.8
Turnover Margin	-20	+3	+23

## UNM VS. ACU 2016 STAT COMPARISON

UNM (13 gms) .....	Category.....	ACU (11 gms)
36.7.....	Points Per Game For .....	26.8
31.5.....	Points Per Game Against .....	37.9
271.....	First Downs .....	239
688.....	Rushing Attempts .....	367
4550.....	Rushing Yards .....	1245
6.6.....	Average Per Rush.....	3.4
350.0.....	Average Per Game.....	113.2
48.....	Rushing TDs.....	13
96-179-6 .....	Passing (Comp-Att-Int).....	268-455-8
53.6%.....	Completion Pct.....	58.9%
1389.....	Passing Yards .....	3063
106.8.....	Average Per Game.....	278.5
11.....	TD Passes.....	22
5939.....	Total Offense .....	4308
6.9.....	Avg. Per Play .....	5.2
456.8.....	Avg Per Game .....	391.6
17-8 .....	Fumbles-Lost .....	17-10
+0.08.....	Turnover margin/game .....	-0.45
55-35.8 .....	Punts-Net Avg.....	69-35.1
79/172 (46%).....	Third Down Conversion.....	77/181 (43%)
16/22 (73%).....	Fourth Down Conversion.....	7/17 (41%)
33:55 .....	Average time of possession.....	28:20
27-169 .....	Sacks-Yards .....	9-55



## Lobos in the MW/NCAA

Category	Avg	MW	NCAA
Rushing Offense	350.0	1	1
Passing Offense	106.8	12	127
Total Offense	456.8	3	33
Scoring Offense	36.7	1	23
Rushing Defense	172.5	3	65
Pass Defense	222.3	8	59
Total Defense	394.8	5	56
Scoring Defense	31.5	8	89
Net Punting	35.8	10	97
Punt Returns	6.8	6	83
Kickoff Returns	22.7	3	34
Turnover Margin	-0.08	6	73
Passing Eff.	132.4	6	62
Pass Eff. Defense	146.9	11	113
Time of Possession	33:54	2	6
3rd Down Conversions	45.9	4	20
Opp 3rd Down Conversions	39.6	4	65
4th Down Conversions	72.7	1	5
Opp 4th Down Conversions	56.3	7	85
Sacks For	2.08	6	65
Sacks Against	0.92	2	6
Penalties Per Game	6.31	8	70
Penalty Yards Per Game	56.7	9	76
Red Zone Offense	89.4%	5	23
Red Zone Defense	88.9	8	97

Individual	Avg	MW	NCAA
All Purpose-Gipson	134.2	5	27
Field Goal %-Sanders	92.3	2	6
FGs Per Game-Sanders	0.92	8	77
Punt Returns-Davis	6.8	3	44
Punting-Bojorquez	42.2	6	42
Rushing Yards Per Carry-Gipson	8.8	1	1
Owens	8.0	2	2
Rushing TDs-McQuarley	18	3	7
Gipson	13	5	30
Rushing Yards Per Game-Gipson	115.4	4	18
Owens	91.4	6	41
Scoring-McQuarley	8.5	5	36
Gipson	7.6	6	64
Sanders	7.5	8	70

## Preseason Honors

**Jason Sanders - PK**  
Lou Groza Watch List  
Phil Steele Preseason Fourth Team

**Blaise Fountain - C**  
Rimington Watch List  
Athlon Preseason Fourth Team

**Aaron Jenkins - OL**  
Phil Steele Preseason First Team  
Athlon Preseason Second Team  
CFN Preseason First Team  
Preseason All-Mountain West

**Garrett Hughes - DL**  
Phil Steele Preseason First Team  
Athlon Preseason First Team  
CFN Preseason First Team  
Preseason All-Mountain West

**Tyrone Owens - RB**  
Earl Campbell Tyler Rose Watch List  
Phil Steele Preseason Second Team  
Athlon Preseason Second Team  
CFN Preseason First Team  
Preseason All-Mountain West

**Kimmie Carson - LB**  
Phil Steele Preseason Second Team

**Elijah Lilly - KR**  
Phil Steele Preseason Second Team

**Corey Bojorquez - P**  
Phil Steele Preseason Fourth Team

**Richard McQuarley - RB**  
Athlon Preseason Fourth Team

**Avery Jordan - OL**  
Athlon Preseason Fourth Team

## Respect...It was Five Years in the Making

The New Mexico Lobos at one time, not all that long ago, were not thought of very highly. In 2012, every publication that came out with a ranking of all 127 college football teams ranked the Lobos in the exact same spot.

USA Today? 127.  
Orlando Sentinel? 127.  
Anyone else? 127.

Well, those Lobos do not exist. Nothing shows the progress of the New Mexico Lobos under Bob Davie than the 1-128 list published by College Football News, which listed the Lobos No. 51 in the nation, predicting an 8-4 regular season record. The publication has New Mexico listed as the fourth team from the Mountain West, and the Lobos are listed ahead of 24 Power 5 conference teams, including Mississippi State (53), Syracuse (54), Ole Miss (56), Pitt (57), Michigan State (59), Missouri (62), Kentucky (67), Baylor (68), Vanderbilt (69) and Texas Tech (70).

## Lobos Win First National Rushing Title

The New Mexico Lobos won their first NCAA rushing title (after finishing second in 1970 and 1971), averaging exactly 350 yards per game. The Lobos rushed for 4,550 yards in 13 games, and UNM finished 86 yards ahead of Army, which averaged 339.5 yards per game.

New Mexico rushed for 568 yards against Wyoming, the most by a team in the NCAA in 2016 and it was the second-most rushing yards in a game in school history.

Here are the final NCAA rushing standings and where UNM's 4,550 yards and 350.0 yards per game average rank in school history.

Name	G	Att	Yards	Avg.	TD	Att/G	Yards/G
1 New Mexico	13	688	4550	6.61	48	52.92	350.00
2 Army	13	790	4414	5.59	46	60.77	339.54
3 Air Force	13	827	4126	4.99	39	63.62	317.38
4 Navy	14	742	4342	5.85	61	53.00	310.14
5 South Florida	13	570	3709	6.51	47	43.85	285.31

	Year	Yards
1.	2016	4,550
2.	1971	4,229
3.	2012	3,917
4.	2014	3,725
5.	2013	3,706
6.	1970	3,501
7.	2015	3,278
8.	1972	3,085

	Year	Games	Yards	Yds./Game
1.	1971	11	4,229	384.5
2.	1970	10	3,501	350.1
3.	2016	13	4,550	350.0
4.	2014	12	3,725	310.4
5.	2013	12	3,706	308.8
6.	2012	13	3,917	301.3

## The 2017 Respect Tour for Jason Sanders

While it has seemed like Jason Sanders flew under everyone's radar in 2016, perhaps he is starting to get some much due respect in 2017. Sanders, who was nearly perfect kicking last season and was the nation's top kickoff man, was one of 30 kickers named to the initial Lou Groza Watch List, as announced by the Palm Beach County Sports Commission.

Sanders is the fifth Lobo kicker to make a Groza Watch List, joining Vladimir Borombozin (2001), Wes Zunker (2003), Kenny Byrd (2005 and 2006) and James Aho (2009). Sanders is one of five Mountain West kickers on the list, joining San Diego State's John Baron II, San Jose State's Bryce Crawford, Fresno State's Kody Kroening and Air Force's Luke Strebel.

## Turnover Table

2016	Takeaways	Pts.	Giveaways	Pts.
USD	3	17	1	7
at NMSU	0	0	2	10
at RU	1	7	2	3
SJSU	1	7	1	7
BSU	0	0	1	0
vs. AFA	0	0	0	0
ULM	2	10	3	10
at UH	1	7	1	0
NEV	2	0	2	14
at USU	1	0	0	0
at CSU	0	0	0	0
WYO	1	7	1	7
UTSA	1	0	0	0
<b>Total</b>	<b>13</b>	<b>55</b>	<b>14</b>	<b>58</b>

**UNM Turnover Margin: -1**

**UNM TO Scoring Margin: -3 (UNM 9-13, Opp 10-14)**

2017	Takeaways	Pts.	Giveaways	Pts.
ACU				
NMSU				
at BSU				
at TULSA				
AFA				
at FS				
CSU				
at WYO				
USU				
at TAMU				
UNLV				
at SDSU				
<b>Total</b>	<b>0</b>	<b>0</b>	<b>0</b>	<b>0</b>

**UNM Turnover Margin: E**

**UNM TO Scoring Margin: E (UNM 0-0, Opp 0-0)**

## Stat You Didn't Know

New Mexico is 7-1 in its last eight games. The last time the Lobos went at least 7-1 over an eight-game stretch was at the end of the 2004 season and at the beginning of 2005, when the team went 8-1. The Lobos went 5-1 to end 2004 (losing the Emerald Bowl) before winning the first three games of the 2005 season.

## Associated Press Poll (Preseason)

Pl.	Team (First-place votes)	Record	Pts.	+/-
1	Alabama (52)	0-0	1513	—
2	Ohio State (3)	0-0	1414	—
3	Florida State (4)	0-0	1396	—
4	USC (2)	0-0	1325	—
5	Clemson	0-0	1201	—
6	Penn State	0-0	1196	—
7	Oklahoma	0-0	1170	—
8	Washington	0-0	1150	—
9	Wisconsin	0-0	926	—
10	Oklahoma State	0-0	889	—
11	Michigan	0-0	881	—
12	Auburn	0-0	880	—
13	LSU	0-0	784	—
14	Stanford	0-0	695	—
15	Georgia	0-0	690	—
16	Louisville	0-0	629	—
17	Florida	0-0	624	—
18	Miami	0-0	492	—
19	South Florida	0-0	327	—
20	Kansas State	0-0	317	—
21	Virginia Tech	0-0	240	—
22	West Virginia	0-0	207	—
23	Texas	0-0	173	—
24	Washington State	0-0	133	—
25	Tennessee	0-0	114	—

**Dropped from rankings:** Colorado 17, Utah 23, San Diego State 25

**Others receiving votes:** TCU 98, Utah 85, Notre Dame 65, Boise State 37, NC State 26, Northwestern 25, Pittsburgh 23, Oregon 21, Houston 19, Colorado 18, San Diego State 9, UCLA 9, BYU 5, Appalachian State 4, Nebraska 4, Tulsa 4, Kentucky 3, Texas A&M 3, Michigan State 1

## Amway/USA Today Coaches Poll (Preseason)

Pl.	Team (First-place votes)	Record	Pts.	LW
1	Alabama (49)	0-0	1603	—
2	Ohio State (5)	0-0	1512	—
3	Florida State (4)	0-0	1434	—
4	USC	0-0	1415	—
5	Clemson (7)	0-0	1367	—
6	Penn State	0-0	1257	—
7	Washington	0-0	1245	—
8	Oklahoma	0-0	1237	—
9	Michigan	0-0	959	—
10	Wisconsin	0-0	936	—
11	Oklahoma State	0-0	912	—
12	LSU	0-0	834	—
13	Auburn	0-0	819	—
14	Stanford	0-0	732	—
15	Georgia	0-0	701	—
16	Florida	0-0	681	—
17	Louisville	0-0	676	—
18	Miami	0-0	472	—
19	Kansas State	0-0	339	—
20	West Virginia	0-0	319	—
21	South Florida	0-0	247	—
22	Virginia Tech	0-0	235	—
23	Texas	0-0	193	—
24	Tennessee	0-0	155	—
25	Utah	0-0	109	—

**Dropped from rankings:** Colorado 15, Western Michigan 18, San Diego State 25

**Others receiving votes:** Washington State 99, Colorado 72, TCU 58, Boise State 49, Notre Dame 49, Texas A&M 46, Pittsburgh 45, NC State 39, Oregon 37, Northwestern 25, Nebraska 23, Arkansas 22, Memphis 22, Mississippi State 19, San Diego State 18, Appalachian State 11, BYU 10, Georgia Tech 10, Tulsa 10, Wyoming 9, Western Michigan 8, Temple 8, North Carolina 8, Houston 7, Minnesota 6, Troy 6, Iowa 5, Louisiana Tech 4, Syracuse 3, Arizona 2, UCLA 1, Colorado State 1, Maryland 1, Michigan State 1, Toledo 1, Army 1

Sanders was 12-for-13 on field goals, hitting his final nine, with four of those from beyond 45 yards. He was a two-time Mountain West Player of the Week, and his 52-yard field goal into the wind proved to be the winning points in a 23-20 win over UTSA in the Gildan New Mexico Bowl. Sanders hit a school record 61-of-62 extra points, with his only miss being blocked. He established a UNM record with 82 straight extra points made.

Sanders was also the nation's top kickoff man, with a touchback percentage of 82.14%, hitting 69 of 84 kickoffs for touchbacks. That percentage is the highest in the last nine years in the NCAA Division I FBS ranks.

The Award is named for National Football League Hall of Fame kicker Lou "The Toe" Groza, who played 21 seasons with the Cleveland Browns. Groza won four NFL championships with Cleveland and was named NFL Player of the Year in 1954. Although an All-Pro offensive lineman as well, Groza ushered in the notion that there should be a place on an NFL roster for a kicker.

## Give the Ball to "The Rock"

Richard "Rock" McQuarley's is the current leader on the team with 25 career rushing touchdowns, and with just 10, he would climb all the way into second place on the UNM career list. Here is the current top-10 list at UNM.

### CAREER TOUCHDOWNS

	TDs	Player	Year
1.	51	DonTrell Moore	2002-05
2.	35	Jhurell Pressley	2012-15
3.	34	Rodney Ferguson	2004-08
4.	32	Teriyon Gipson	2013-16
5.	31	Stoney Case	1991-94
6.	29	Willie Tural	1982-85
7.	27	Mike Williams	1975-78
8.	26	Kasey Carrier	2009-13
9.	25	Richard McQuarley	2015-present
10.	24	Jhurell Pressley	2012-15

McQuarley scored 18 touchdowns on the ground last year, the second-most in a season in school history, while teammate Teriyon Gipson had 13. The two had 31 rushing TDs combined, and they together would have ranked tied for 21st nationally in rushing TDs.

## Well The Names Have All Changed, Since You Hung Around...

OK, not really. However, the Lobos get two redshirts back that will be welcome sights for Lobo fans. Returning to the team after missing the 2016 season with injuries are running back Romell Jordan and receiver Delane Hart-Johnson.

Jordan, a graduate of Cleveland High School in Rio Rancho, rushed for 284 yards and three touchdowns in his first two seasons, and he has also recorded five catches for 55 yards. Jordan enters the 2017 season as a redshirt senior.

Hart-Johnson, who is a junior, gives UNM back a tall rangy deep-threat in the vertical passing game. Hart-Johnson caught 11 passes in his first season for 327 yards and two touchdowns, but it was his final three catches of the 2015 season that made the headlines. Hart-Johnson recorded an 86-yard touchdown catch in a 14-13 win over Utah State, an 81-yard reception to the 1-yard line that set up a touchdown in a 31-24 win at Boise State, and then in the Gildan New Mexico Bowl he caught a 92-yard pass for a touchdown, outracing his brother and current Denver Bronco Will Parks to the end zone against Arizona. That pass play was the fourth-longest pass at the time in the history of NCAA Bowls.

## Passing Grades

The postseason media was truly kind to New Mexico and its 9-4 bowl winning season. USA Today gave a letter grade to all 128 FBS teams, and the Lobos came out with an A, one of just 15 teams with either an A or an A+. In addition, USA Today also ranked the top 10 coaching performances of the 2016 season, and Bob Davie's work with the team was listed among the top 10.

It's easy to see why with a rushing offense that has finished in the top 10 in all five of Coach Davie's seasons, and a defense that has now chopped 50 yards or more from its defensive average the last three seasons. Last year the Lobos led the nation in rushing yards per game, total rushing yards, and yards per carry, as well as setting school records for total offense, rushing offense, and scoring offense..

## UNM is Like Prudential, We "Get a Piece of the Rock"

Richard "Rock" McQuarley is built like a rock. He's also tough to move, as defenses are learning. The Lobo running back scored 18 rushing touchdowns in 2016, a total that is good for a tie for seventh place nationally. However, McQuarley scored those 18 touchdowns on just 143 carries, and his average of one rushing touchdown for every 7.94 carries led the nation among all rushers with at least 14 rushing touchdowns (there were 29 such players).

Here is the top six on that list.

Player	School	Rushes	TD	TD/Rush
Richard McQuarley	New Mexico	143	18	7.94
Anthony Wales	Western Kentucky	237	27	8.78
Kalen Ballage	Arizona State	126	14	9.00
Will Worth	Navy	264	25	10.56
Quinton Flowers	South Florida	198	18	11.00
Ryquell Armstead	Temple	156	14	11.14

## Stat of the Week

# 55/63

The number of times in 63 games that UNM has had a 100-yard rusher. Against Wyoming the Lobos had three players hit the 100-yard mark in Teriyon Gipson (217), Lamar Jordan (176) and Richard McQuarley (121). UNM has also had a 100-yard rusher in 10 straight games and in 11 of 12 this year.

## Career Starts

## OFFENSE

QB	'13	'14	'15	'16	'17	Total
13 L. Jordan	4	12	9	25		
RB	'13	'14	'15	'16	'17	Total
25 Owens	0	10	10			
3 McQuarley	1	4	5			
20 Chestnut	0	1	1			
4 R. Jordan	1	0	0			
TE	'13	'14	'15	'16	'17	Total
WR	'13	'14	'15	'16	'17	Total
5 Reed	1	13	14			
11 Hart-Johnson	5	5				
OL	'13	'14	'15	'16	'17	Total
55 Jenkins	0	13	13	26		
59 Fountain	0	13	13			
77 Grammel	0	7	7			
72 A. Jordan	0	7	7			
DEFENSE	'13	'14	'15	'16	'17	Total
DL	'13	'14	'15	'16	'17	Total
95 Hughes	1	8	11	20		
53 C. Baker	0	4	3	7		
98 Okonkwo	0	1	0	1		
LB	'13	'14	'15	'16	'17	Total
2 Carson	9	12	12	33		
47 Ocasio	0	1	1			
33 Hart	0	1	1			
DB	'13	'14	'15	'16	'17	Total
11 Boatright	1	6	5	12		
28 J. Rothschilder	0	4	7	11		
16 Jacob Gingle	0	2	2			
35 Kenneth Maxwell	0	1	0	1		

## Lobos Can Add to This Chart, Which Would Be Awesome

Of the top 10 teams that UNM has defeated the most, the Lobos will face off with four of them this season. Below is the list:

Pl.	Wins	Opponent
1.	70	New Mexico State
2.	43	UTEP
3.	33	Wyoming
4.	25	Colorado State
5.	24	Northern Arizona
6.	20	Arizona
7.	17	Utah
8.	15	San Diego State
9.	14	BYU
14		Albuquerque Indian School

## Low Turnover Rates

For the 2016 season the Lobos committed just 14 giveaways, six interceptions and eight fumbles lost, with just one coming over the final four games of the season. Not turning the ball over has been a hallmark of the Bob Davie era, amazing for an option team. In four of Bob Davie's five seasons at the helm of the Lobos have ranked in the top five in fewest giveaways. The 2016 Lobo team with 14 giveaways tied for second for fewest giveaways in a single-season, behind the 1996 team that suffered just 12 turnovers. Following are the top eight seasons in school history for fewest turnovers.

## FEWEST TURNOVERS IN A SEASON

No.	No.	Year
1.	12 (5 Fumb., 7 INT)	1996
2.	14 (7 Fumb., 6 INT)	2016
3.	14 (9 Fumb., 5 INT)	2013
4.	14 (10 Fumb., 4 INT)	2012
5.	17 (8 Fumb., 9 INT)	1993
6.	18 (12 Fumb., 6 INT)	2014
7.	18 (8 Fumb., 10 INT)	1995
8.	18 (5 Fumb., 13 INT)	1999

## Owens Is the Reigning Returner on This List

Last year, Teriyon Gipson was the national leader in yards per carry, rushing for 1,269 yards on just 145 carries. With Gipson's career at UNM over, the top returning player for 2017 in terms of yards per carry ... is still a Lobo. Tyrone Owens, despite rushing for just 13 yards on three carries over the last two games due to injury, averaged 8.01 yards per carry, and that was 0.27 yards per carry better than UTEP's Aaron Jones.

Here were the top five FBS players in terms of yards per carry.

Rank	Player	Cl	Pos	G	Rush Yds	Rushes	Avg
1	Teriyon Gipson, New Mexico (Mountain West)	Sr.	RB	11	1,269	145	8.75
2	Tyrone Owens, New Mexico (Mountain West)	So.	RB	12	1,097	137	8.01
3	Aaron Jones, UTEP (Conference USA)	Jr.	RB	12	1,773	229	7.74
4	Quinton Flowers, South Fla. (AAC)	Jr.	QB	13	1,530	198	7.73
5	Derrius Guice, LSU (Southeastern)	So.	RB	12	1,387	183	7.58

## Continuing to Roll in Mountain West play

Over its last 17 Mountain West games going back to 2014, the Lobos are 12-5 in conference play. This 12-5 mark is a winning percentage of .706, and the 12-5 record is tied for the best over that time frame in the Mountain Division, a division that this year was rated higher than the SEC East. So, how much progress have the Lobos made under Bob Davie? There might be no better single stat than this... New Mexico has won 12 conference games in the last 17. To get to the previous 12 conference wins, you would have to go back 61 games as UNM was 12-49, which is a winning percentage of .197, and it's also back into the presidency of George Bush.

## TnT Explodes for 1,000 Yards Each

For the first time in school history, UNM had two 1,000-yard rushers in the same season. Tyrone Owens became the 19th Lobo to hit the 1,000-yard mark against Colorado State, and teammate Teriyon Gipson eclipsed the mark against Wyoming

## Special Teams Tackles (2016)

Player	Total	KO	Punt
Alex Hart	4	1	3
Diquon Woodhouse	4	1	3
Anu Somoye	3	3	0
Jake Rothschilder	3	2	1
Jason Sanders	3	3	0
John Russo	3	0	3
Bijon Parker	2	0	2
Corey Bojorquez	1	0	1
Emmanuel Harris	1	1	0
Stanley Barnwell, Jr.	1	1	0
Jacob Gingle	1	1	0
Lee Crosby	1	1	0
Cole Gautsche	1	0	1
Michael Walsh	1	1	0
Daniel Henry	1	0	1
Dakota Cox	1	0	1
Marquez Mackey	1	0	1
Ryan Santos	1	1	0
<b>Totals</b>	<b>33</b>	<b>16</b>	<b>17</b>

## Stat of Note

50

The career record for games played at UNM is 50, held by Steven Romero (2013-16), David Anaya, Marquis Bundy and Jhurell Pressley (all 2012-15). The current leader on the team is Jason Sanders with 38 games, meaning if UNM gets to the postseason, and Sanders doesn't miss, he will be the new record holder.

## Lobos in the NFL

**Byron Bell** Tennessee Titans **Offensive Tackle**  
Bell was an undrafted free agent and is his sixth season in the NFL and second with Tennessee after four with the Panthers. He has started 72 games in his NFL career, playing in 78 of 80 games.

**Jhurell Pressley** Atlanta Falcons **Running Back**  
Pressley was signed to the practice squad of Green Bay before being released, and then he was signed to Atlanta's practice squad. He is entering his second NFL season.

**Glover Quin** Detroit Lions **Safety**  
Quin is in his ninth season in the NFL, and fifth with Detroit. Glover was a 4th round draft choice, and the 112th overall pick by the Houston Texans in 2009. He has played in 118 out of a possible 119 games in his career with 541 total tackles, 3.0 sacks, five forced fumbles, four fumble recoveries, 20 interceptions and 73 passes defended.

**Marquis Bundy** New York Giants **Wide Receiver**  
Bundy is in his first season with the Giants after spending part of the 2016 season with the Arizona Cardinals, getting signed to the practice squad after week 12.

**Ryan Langford** Arizona Cardinals **Linebacker**  
Langford is in his second NFL camp, and his first with the Arizona Cardinals. He spent the 2016 preseason with the Houston Texans after signing as a free agent.

## Another Record Breaking Rushing Stat

48

That's the number rushing touchdowns for New Mexico, breaking the school record of 42. The previous mark was set in 1971 and tied by the 2015 team. The bulk of those rushing touchdowns are accounted for by three student-athletes: Richard McQuarley (18), Teriyon Gipson (13) and Tyrone Owens (7).

## Record Watch

### CAREER RUSHING YARDS

	Yds.	Player	Years
1.	4,973	DonTrell Moore	2002-05
2.	3,862	Mike Williams	1975-78
3.	3,564	Rodney Ferguson	2004-08
4.	3,332	Winslow Oliver	1992-95
5.	3,233	Kasey Carrier	2009-13
6.	3,146	Teriyon Gipson	2013-16
7.	2,935	Fred Henry	1970-72
8.	2,725	Jhurell Pressley	2012-15
9.	2,520	Willie Turrall	1982-85
10.	2,364	Mike Carter	1978-82
11.	<b>2,158</b>	<b>Lamar Jordan</b>	<b>2014-pres.</b>
12.	2,131	Lennox Gordon	1995-98
13.	2,090	Jarrod Baxter	1998-01
14.	2,071	Rocky Long	1969-71
15.	2,030	Jimmy Sayers	1977-80
16.	2,001	Don Perkins	1957-59
17.	1,971	Dave Bookert	1967-69
18.	1,937	Bobby Santiago	1960-62
19.	1,860	Cole Gautsche	2012-16
20.	1,840	Rich Diller	1971-73
21.	1,833	Holmon Wiggins	1998-01
22.	1,667	David Osborn	1979-82
23.	1,663	Michael Johnson	1980-83
24.	1,603	Crusoe Gongbay	2011-14
25.	1,531	Sam Scarber	1968-70
26.	1,471	Rudy Krall	1946-48
27.	1,466	Nate McCall	1970-71
--	<b>1,215</b>	<b>Tyrone Owens</b>	<b>2015-pres.</b>

## Lobo Walk Ons

Here are the Lobo Walk-ons by position that are on the active roster:

QB (3)	Jacob Hennie, Corona, Calif. (Air Force Prep/Santiago HS) Derek Martinez, Albuquerque, N.M. (Cibola HS) Jonah Leyva, Carlsbad, N.M. (Carlsbad HS)
RB (5)	Javohn Jones, Albuquerque, N.M. (La Cueva HS) Bobby Cole, Chatsworth, Calif. (Sierra Canyon HS) Micah Gray, Clovis, N.M. (Clovis HS) Jacob Smith, Albuquerque, N.M. (Cibola HS) Josh Woison, Albuquerque, N.M. (La Cueva HS)
WR (4)	Cade Hackey, Hatch, N.M. (Hatch HS) Rafael Hidalgo, Brooklyn, N.Y. (Hudson Valley JC/Lane HS) Cameron Thomas, Katy, Texas (Seven Lakes HS) Thomas Viera, Albuquerque, N.M. (La Cueva HS)
TE (1)	Aaron Overacker, Albuquerque, N.M. (La Cueva HS)
OL (3)	Jacob Barnhill, Albuquerque, N.M. (Sandia HS) Jacob Mairson, Los Alamos, N.M. (Los Alamos HS) Hayden Wilson, Rio Rancho, N.M. (Cleveland HS)
P (1)	John Mitchell III, Great Falls, Va. (OLOGC HS)
K (2)	Gabriel Dunkle, Glendora, Calif. (Glendora HS) Dylan Kelly-Romero, Los Lunas, N.M. (Los Lunas HS) Andrew Shelly, Albuquerque, N.M. (Eldorado HS)
LS (1)	Jared EnRico, La Mirada, Calif. (La Mirada HS)
DB (4)	Johnny Hernandez, Tecumseh, Calif. ( ) Kyle Rothschilder, Westlake Village, Calif. (Westlake HS) Steven Steele, Rio Rancho, N.M. (Cleveland HS) Dorsett Valdez, Albuquerque, N.M. (Volcano Vista HS)
LB (4)	DaQuan Baker, Compton, Calif. (North Dakota/Centennial HS) Matt French, Crestview, Fla (Crestview HS) James Portilla, El Dorado Hills, Calif. (Oak Ridge HS) David Brown, Albuquerque, N.M. (Eldorado HS)

## Lobo Captains

New Mexico has four captains for the season, all selected by a vote of the players. The selections are three-time captain Lamar Jordan and three first-time captains in Blaise Fountain, Alex Hart and Jake Rothschilder.

For Lamar Jordan, he is the first three-time offensive captain in the history of the program, and he is only the second overall, joining former teammate Dakota Cox.

and finished at 1,269 for the season. Of the previous 18 times that UNM has ever had a 1,000-yard rusher, it has happened over 18 different seasons. Owens is on the Earl Campbell Tyler Rose Watch List.

## Academic Honors Keep Adding Up

Not only does New Mexico succeed on the field, but they succeed in the classroom as well. For 2016, the Lobos picked up 19 Mountain West All-Academic selections, tying for the second-most in the history of the program and equaling the 19 from last season. The school record was under Coach Davie as well, in 2014 when the team picked up 20.

Overall the 58 honorees over the last three years is the best three-year stretch in school history.

The Lobos in 2016 had a team GPA of 2.68, and that was the second-best grade point average over the past 30 Fall semesters. In addition, the Lobos also had a First Team CoSIDA Academic All-America selection in Garrett Adcock, the first since Vince Natali in 2007.

The Lobos also had five players, Dakota Cox, Javohn Jones, James McNeely, Jake Rothschilder and Kyle Rothschilder all earn Mountain West scholar-athlete.

## C-Note

Jason Sanders had his extra point streak end at 82 in a row when he had an extra point blocked. He is the leader on the UNM consecutive PAT chart, surpassing Justus Adams, who hit 76 in a row over the 2012 and 2013 seasons.

### SEASON PAT

	PATs	Player	Year
1.	61	Jason Sanders	2016
2.	49	Justus Adams	2013
3.	45	Pete Parks	1982
4.	43	Zack Rogers	2014
	43	Joe Hartshorne	1971
6.	42	Wes Zunker	2003
7.	40	Colby Cason	1997
	40	Justus Adams	2012
9.	39	Nathan Vail	1994
	37	Joe Hartshorne	1970

### CAREER PAT

	PATs	Player	Years
1.	100	Colby Cason	1995-97
2.	99	Joe Hartshorne	1969-71
3.	91	Kenny Byrd	2002-06
4.	89	Justus Adams	2010-13
5.	85	David Margolis	1989-92
6.	84	Joe Bibbo	1983-86
7.	<b>83</b>	<b>Jason Sanders</b>	<b>2014-present</b>
	83	James Aho	2008-11
9.	80	Wes Zunker	2001-04
10.	72	Bob Berg	1973-75

## Relationships

While this is the first meeting between the Lobos and the Wildcats of Abilene Christian, there are several connecting pieces between the two programs.

Jacori Greer, ACU's defensive line coach played at UNM for Bob Davie and then was a graduate assistant coach on the defensive line in 2014. Derron Montgomery, ACU's tight ends coach was in New Mexico last year as the offensive coordinator at New Mexico Highlands. Defensive line coach Blake Andersen was a graduate assistant for Wyoming last season. Additionally, ACU A.D. Lee DeLeon oversaw the Lobo Club an Associate Athletic Director from 2011-2014, and Lisa Gilmore, ACU's Sr. Associate A.D. for Student-Athlete Welfare spent 10 years at UNM, starting as a Student Success Advisor and eventually becoming Director of Compliance.

UNM	ACU	School
Lamar Jordan	Cydney Calvin	Centennial HS
Aarom Blackwell	Simon Laryea	Mesa CC
Kameron Miller	Sam Denmark	Las Cruces HS
Charlie Grammel	Dante Williams	Lone Star HS
Aaron Jenkins	Melvin Brown	Lincoln HS
Blaise Fountain	Trevor Crain	Butler CC

## Streaks Intact...Thanks Elijah & Co.

One of the hallmarks of Bob Davie's teams at New Mexico are kickoff returns. Specifically kickoff return touchdowns. The University of New Mexico now has had nine in the last five seasons, and that number ties with Kansas State, as both schools have nine since the 2012 season. Below are the top 10 FBS teams in terms of kickoff return touchdowns since 2012 and the top streaks in years.

## Graduate Plans

# 10

The Lobos have 10 players in graduate school this season; Daryl Chestnut, Coltin Gerhart, Jacob Girdle, Garrett Hughes, Lamar Jordan, Kenneth Maxwell, Jake Rothschilder, Kyle Rothschilder, Dorsett Valdez and Johnny Williams

Here is where that ranks nationally (Tied for 16th):

- 18 – Northwestern
- 17 – Coastal Carolina
- 14 – Cincinnati, East Carolina
- 13 – Toledo
- 12 – TCU, Alabama, Oregon, Western Illinois
- 11 – Georgia State, Kansas State, Maryland, UCF, USF, Virginia
- 10 – Kent State, Nevada, New Mexico, South Alabama, Texas Tech, West Virginia



## 100-yard Rushing Games Under Bob Davie (by Date)

Pl.	Total	Player	Opponent	Date
1.	103	Demarcus Rogers	Southern	9/1/2012
2.	129	Kasey Carrier	at New Mexico State	9/22/2012
3.	191	Kasey Carrier	Texas State	10/6/2012
4.	161	Kasey Carrier	at Hawai'i	10/13/2012
5.	104	Cole Gautsche	at Hawai'i	10/13/2012
6.	338	Kasey Carrier	at Air Force	10/20/2012
7.	136	Kasey Carrier	Fresno State	10/27/2012
8.	149	Cole Gautsche	at Wyoming	11/10/2012
9.	109	Kasey Carrier	at Wyoming	11/10/2012
10.	145	Kasey Carrier	Nevada	11/17/2012
11.	118	Cole Gautsche	UTSA	8/31/2013
12.	291	Kasey Carrier	at UTEP	9/7/2013
13.	191	Kasey Carrier	UNLV	9/28/2013
14.	119	Carlos Wiggins	UNLV	9/28/2013
15.	108	Cole Gautsche	UNLV	9/28/2013
16.	127	Cole Gautsche	New Mexico State	10/5/2013
17.	126	Kasey Carrier	New Mexico State	10/5/2013
18.	113	Cole Gautsche	at Wyoming	10/12/2013
19.	104	Kasey Carrier	at Wyoming	10/12/2013
20.	179	Kasey Carrier	Air Force	11/8/2013
21.	140	Cole Gautsche	Air Force	11/8/2013
22.	184	Cole Gautsche	UTEP	8/30/2014
23.	139	Crusoe Gongbay	at New Mexico State	9/20/2014
24.	163	Crusoe Gongbay	Fresno State	9/26/2014
25.	106	Lamar Jordan	at UTSA	10/4/2014
26.	102	Jhurell Pressley	at UTSA	10/4/2014
27.	148	Jhurell Pressley	at Air Force	10/18/2014
28.	138	Jhurell Pressley	at UNLV	11/1/2014
29.	154	Jhurell Pressley	vs. Boise State	11/8/2014
30.	205	Teriyon Gipson	vs. Boise State	11/8/2014
31.	109	Jhurell Pressley	at Colorado State	11/22/2014
32.	101	Jhurell Pressley	Wyoming	11/29/2014
33.	108	Daryl Chestnut	Mississippi Valley St.	9/5/2015
34.	147	Lamar Jordan	at Wyoming	9/26/2015
35.	103	Jhurell Pressley	at Wyoming	9/26/2015
36.	157	Lamar Jordan	New Mexico State	10/3/2015
37.	142	Teriyon Gipson	New Mexico State	10/3/2015
38.	132	Jhurell Pressley	Boise State	11/14/2015
39.	170	Jhurell Pressley	Air Force	11/28/2015
40.	135	Lamar Jordan	Arizona	12/19/2015
41.	181	Teriyon Gipson	South Dakota	9/1/2016
42.	101	Lamar Jordan	at Rutgers	9/17/2016
43.	156	Teriyon Gipson	San Jose State	10/1/2016
44.	117	Tyrone Owens	San Jose State	10/1/2016
45.	139	Lamar Jordan	Boise State	10/7/2016
46.	140	Teriyon Gipson	vs. Air Force	10/15/2016
47.	126	Tyrone Owens	vs. Air Force	10/15/2016
48.	171	Tyrone Owens	ULM	10/22/2016
49.	134	Tyrone Owens	at Hawai'i	10/29/2016
50.	121	Teriyon Gipson	Nevada	11/5/2016
51.	107	Teriyon Gipson	at Utah State	11/12/2016
52.	157	Tyrone Owens	at Colorado State	11/19/2016
53.	217	Teriyon Gipson	Wyoming	11/26/2016
54.	176	Lamar Jordan	Wyoming	11/26/2016
55.	121	Richard McQuarley	Wyoming	11/26/2016

### Current Streaks (Years)

Kansas State	12
New Mexico	7
Oregon State	4
Duke	4

School	2017	2016	2015	2014	2013	2012	-	Total
New Mexico	-	1	1	2	3	2	-	9
Kansas State	-	1	4	1	1	2	-	9
San Diego State	-	3	3	0	0	2	-	8
Duke	-	1	4	1	2	0	-	8
Utah	-	1	1	1	0	4	-	7
Rutgers	-	1	3	0	2	0	-	6
UTEP	-	0	0	2	2	2	-	6
UAB	-	x	x	4	1	0	-	5
Texas Tech	-	0	2	0	1	2	-	5
Oklahoma State	-	0	0	2	1	2	-	5

### We Prefer the Term "Veteran"

The Lobo coaching staff has been amazing in its consistency, and the squad has a very veteran top three of head man, defensive coordinator and offensive coordinator. On opening day, New Mexico head coach Bob Davie will be 62, defensive coordinator Kevin Cosgrove will be 62, and offensive coordinator Bob DeBesse will be 57. That means UNM's top three add up to 181 years. In looking around the FBS, that's easily the most veteran top three among any of the current FBS staffs. Here are the top five staffs in terms of years.

School	Total
New Mexico	181
Tulsa	166
Akron	163
Navy	163
Nebraska	150

### Breaking 5,000

The Lobos hit the 5,000-yard mark for the season in the penultimate game of the 2016 season and it marked the eighth time in school history that UNM has broken the 5,000-yard mark. UNM then set the school record for total yards in the bowl game.

After doing it just once from 1995-2011, the 5,000-yard mark has now happened in three of Bob Davie's five seasons. Here are all eight seasons of 5,000 yards for New Mexico football,

2016	5,939 yards
1994	5,664 yards
1986	5,269 yards
2003	5,207 yards
1985	5,165 yards
1971	5,148 yards
2013	5,062 yards
2015	5,046 yards

### 2016, the Greatest Offense in School History

New Mexico set a pair of school records in terms of scoring in 2016, with a 36.7 points per game, and 477 points. UNM has averaged 30 or more points in a season eight times, but no season has finished above 34.0.

### HIGHEST PER GAME AVERAGE (Season)

Avg.	Games	Points	Year
36.69	13	477	2016
34.00	11	374	1982
33.42	12	401	1994
32.75	12	393	2013
32.50	12	390	1997
31.00	11	341	1971
30.45	11	335	1993
30.09	11	331	1996
30.07	13	391	2003

For perspective, in the previous two seasons combined before Bob Davie's arrival, New Mexico scored a grand total 344 points.

## Home Stat of the Week

# 11-3

New Mexico's home record in its last 14 regular season home games. It's the best streak since 2001-2003 when the Lobos went 11-3 over a 14-game stretch.

## Stat Tracker

# 4

The number of schools in which the head football coach and the university president both got their undergrads at the same school. New Mexico's Bob Davie and president Chaouki Abdallah both graduated from Youngstown State. Other schools on the list are Air Force, Oklahoma State and BYU. Those other three are all at their alma maters.

## Stat Tracker

# 235%

The number of players from New Mexico that are on the roster. The only state with more student-athletes represented on the roster is California, with 31. Based on online rosters of all 130 FBS teams, UNM's 23 New Mexico players is more than double any other team

# 100-yard Rushing Games Under Bob Davie (by Yards)

Pl.	Total	Player	Opponent	Date
1.	338	Kasey Carrier	at Air Force	10/20/2012
2.	291	Kasey Carrier	at UTEP	9/7/2013
3.	217	Teriyon Gipson	Wyoming	11/26/2016
4.	205	Teriyon Gipson	vs. Boise State	11/8/2014
5.	191	Kasey Carrier	UNLV	9/28/2013
	191	Kasey Carrier	Texas State	10/6/2012
7.	184	Cole Gautsche	UTEP	8/30/2014
8.	181	Teriyon Gipson	South Dakota	9/1/2016
9.	179	Kasey Carrier	Air Force	11/8/2013
10.	176	Lamar Jordan	Wyoming	11/26/2016
11.	171	Tyrone Owens	ULM	10/22/2016
12.	170	Jhurell Pressley	Air Force	11/28/2015
13.	163	Crusoe Gongbay	Fresno State	9/26/2014
14.	161	Kasey Carrier	at Hawai'i	10/13/2012
15.	157	Tyrone Owens	at Colorado State	11/19/2016
	157	Lamar Jordan	New Mexico State	10/3/2015
17.	156	Teriyon Gipson	San Jose State	10/1/2016
18.	154	Jhurell Pressley	vs. Boise State	11/8/2014
19.	149	Cole Gautsche	at Wyoming	11/10/2012
20.	148	Jhurell Pressley	at Air Force	10/18/2014
21.	147	Lamar Jordan	at Wyoming	9/26/2015
22.	145	Kasey Carrier	Nevada	11/17/2012
23.	142	Teriyon Gipson	New Mexico State	10/3/2015
24.	140	Teriyon Gipson	vs. Air Force	10/15/2016
25.	140	Cole Gautsche	Air Force	11/8/2013
26.	139	Lamar Jordan	Boise State	10/7/2016
	139	Crusoe Gongbay	at New Mexico State	9/20/2014
28.	138	Jhurell Pressley	at UNLV	11/1/2014
29.	136	Kasey Carrier	Fresno State	10/27/2012
30.	135	Lamar Jordan	Arizona	12/19/2015
31.	134	Tyrone Owens	at Hawai'i	10/29/2016
32.	132	Jhurell Pressley	Boise State	11/14/2015
33.	129	Kasey Carrier	at New Mexico State	9/22/2012
34.	127	Cole Gautsche	New Mexico State	10/5/2013
35.	126	Tyrone Owens	vs. Air Force	10/15/2016
36.	126	Kasey Carrier	New Mexico State	10/5/2013
37.	121	Richard McQuarley	Wyoming	11/26/2016
38.	121	Teriyon Gipson	Nevada	11/5/2016
39.	119	Carlos Wiggins	UNLV	9/28/2013
40.	118	Cole Gautsche	UTSA	8/31/2013
41.	117	Tyrone Owens	San Jose State	10/1/2016
42.	113	Cole Gautsche	at Wyoming	10/12/2013
43.	109	Kasey Carrier	at Wyoming	11/10/2012
	109	Jhurell Pressley	at Colorado State	11/22/2014
45.	108	Daryl Chestnut	Mississippi Valley St.	9/5/2015
	108	Cole Gautsche	UNLV	9/28/2013
47.	107	Teriyon Gipson	at Utah State	11/12/2016
48.	106	Lamar Jordan	at UTSA	10/4/2014
49.	104	Cole Gautsche	at Hawai'i	10/13/2012
	104	Kasey Carrier	at Wyoming	10/12/2013
51.	103	Jhurell Pressley	at Wyoming	9/26/2015
	103	Demacrus Rogers	Southern	9/1/2012
53.	102	Jhurell Pressley	at UTSA	10/4/2014
54.	101	Lamar Jordan	at Rutgers	9/17/2016
	101	Jhurell Pressley	Wyoming	11/29/2014

## Oh Hey, Another Big Play for UNM

When you are The University of New Mexico, every play is a scoring opportunity. While teams do all this fancy dandy no-huddle, hurry-up call the play quickly stuff, UNM just lines up and scores. From everywhere. From anywhere really.

### Long Rushing Plays

Runs of 10 yards or more	129	1st
Runs of 20 yards or more	48	1st
Runs of 30 yards or more	28	1st
Runs of 40 yards or more	21	1st
Runs of 50 yards or more	17	1st
Runs of 60 yards or more	10	1st
Runs of 70 yards or more	6	1st
Runs of 80 yards or more	2	T-2nd

### Long Scrimmage Plays

Plays of 40 yards or more	27	T-7th
Plays of 50 yards or more	18	T-3rd
Plays of 60 yards or more	11	T-3rd
Plays of 70 yards or more	6	T-4th
Plays of 80 yards or more	2	T-9th

UNM has had at least one play of 43 or more yards in 25 of the last 30 games, dating back to Nov. 1, 2014 against UNLV, when the Lobos didn't have a play longer than 43 yards.

## Davie Keeps Moving Up the Charts

Bob Davie is in sole possession of seventh place on the UNM all-time coaching charts, and that's among 31 coaches in the program's history.

### Pl. Coach..... Years..... W..... L..... T..... .PCT

1. Rocky Long.....	1998-08	.....65.....69	.....0.....	.485
2. Roy Johnson.....	1920-30	.....41.....32	.....6.....	.557
3. Bill Weeks.....	1960-67	.....40.....41	.....1.....	.494
4. Dennis Franchoine.....	1992-97	.....33.....36	.....0.....	.478
5. Bill Mondt.....	1974-79	.....31.....37	.....1.....	.457
6. Ted Shipkey.....	1937-41	.....30.....17	.....2.....	.633
7. Bob Davie.....	2012-present	.....27.....36	.....0.....	.429
8. Rudy Feldman.....	1968-73	.....24.....37	.....2.....	.397
9. Willis Barnes.....	1942-46	.....19.....20	.....5.....	.489
10. Joe Morrison.....	1980-82	.....18.....15	.....1.....	.544

Incidentally, Bob Davie is on pace with all-time wins leader Rocky Long, who had 25 wins after his first five seasons at UNM.

## Quarterback Wins...Who Can Figure?

The single most subjective stat is quarterback wins. UNM's record book lists wins by a starting quarterback, which is hard to figure these days when UNM uses two quarterbacks. If you go back through Lamar Jordan's career, you would probably credit him with 14 wins, which means regardless of when he was the starter or not he is now tied for ninth in school history for QB wins.

### MOST WINS - QUARTERBACK - CAREER

Quarterback	Wins	Years
1. Casey Kelly	19	2000-03
2. Jim Cromartie	18	1960-62
3. Rocky Long	16	1969-71
4. Stan Quintana	16	1963-65
5. Stoney Case	15	1991-94
6. Lamar Jordan	14	2014-present
David Osborn	14	1979-82
Donovan Porterie	14	2006-09
9. Kole McKamey	13	2003-06
10. Graham Leigh	12	1996-98

## Defensive Improvement Abounds

New Mexico has certainly seen an improvement on the defensive side of the ball once again, and that has aided it greatly in UNM's five-game winning streak, but this entire season. While the yardage totals are improved, it's really noticeable in the improvement in the NCAA rankings:

Yardage	2016	2015	2014	2013
Rushing Defense	172.5	192.7	269.0	256.8
Passing Defense	222.3	244.7	250.0	259.4
Total Defense	394.8	437.4	519.0	516.2

NCAA Rank	2016	2015	2014	2013
Rushing Defense	65	93	125	122
Passing Defense	59	93	95	103
Total Defense	576	97	127	121

## Record Watch

CAREER PAT	PATs	Player	Years
1.	100	Colby Cason	1995-97
2.	99	Joe Hartshorne	1969-71
3.	91	Kenny Byrd	2002-06
4.	89	Justus Adams	2010-13
5.	85	David Margolis	1989-92
6.	84	Joe Bibbo	1983-86
7.	83	Jason Sanders	2014-present
	83	James Aho	2008-11
9.	80	Wes Zunker	2001-04
10.	72	Bob Berg	1973-75
11.	70	Zack Rogers	2012-15
	70	Pete Parks	1981-82

## On This Date

The game on September 2 will be UNM's fifth game ever on this date, and the team is 1-3 in its previous four games. The lone win came in 1995 when UNM defeated Northern Arizona 45-21.

Plenty of things have happened on September 2 in history. The Eastern span replacement of the Bay Bridge that connects San Francisco to Oakland, that was damaged in the 1989 earthquake, reopened (2013), NASA officially announced that the Apollo 15 and 19 moon missions were canceled (1970), the CBS Evening News broadcast the first national network 30 minute news broadcast (1963), Vietnam declared its independence (1945), Japan formally surrendered on the battleship U.S.S. Missouri (1945), Danzig was annexed by Poland following the Nazi invasion the day before (1939), the first Eagle Scout Badge was awarded to Arthur Rose Eldred (1912), Teddy Roosevelt, then Vice President, utters the famous phrase "Speak softly and carry a big stick" at the Minnesota State Fair (1901), Union forces enter and capture Atlanta after Rebel forces fled the city (1864), and most importantly for anyone that enjoys getting aid, the U.S. Department of the Treasury was founded (1789)

Famous people born on September 2 include baseball player Jason Hammel (Kansas City Royals - 1982), NFL MVP Tommy Maddox (1971), actress Cynthia Watros (LOST - 1968), actress Selma Hayek (Wild Wild West, Puss in Boots - 1966), actor Keanu Reeves (The Matrix - 1964), Hall of Fame running back Eric Dickerson (L.A. Rams - 1960), keyboardist Steve Porcaro (Toto - 1957), NHL hockey coach Mario Tremblay (Montreal Canadiens - 1956), tennis legend Jimmy Connors (1952), actor Mark Harmon (NCIS - 1951), educator and astronaut Christa McAuliffe, who lost her life in the Challenger explosion (1948), broadcaster and four-time Super Bowl winning quarterback Terry Bradshaw (1948), musician and "the fifth Beatle", Billy Preston (1946), former MLB Commissioner Peter Ueberroth (1937), basketball coach Adolph Rupp (1901), and baseball player and businessman Albert Spalding (Spalding Sporting Goods Company (1850).

On this day the world lost animator Bill Melendez (Peanuts - 2008), actor Bob Denver (Gilligan's Island, The Many Lives of Dobie Gillis - 2005), businessman Fred Meyer (Fred Meyer - 1978), writer J.R.R. Tolkien (The Lord of the Rings, The Hobbit - 1973), first Vietnamese President Ho Chi Minh (1969), French painter Henri Rousseau (1910) and Roman Emperor Constantius III (421).

L	9/2/2006	Portland State	6	17	Albuquerque, NM
L	9/2/2000	Boise State	14	31	Albuquerque, NM
W	9/2/1995	Northern Arizona	45	21	Albuquerque, NM
L	9/2/1989	Brigham Young	3	24	Albuquerque, NM

## The New Mexico Man

Ever since Bob Davie became head coach, UNM has designated a walk-on, or former walk-on player as the "New Mexico Man" each week during the season. The designated player leads the team onto the field with the New Mexico state flag before home games as well as in Las Cruces at the Rio Grande Rivalry game between the Lobos and New Mexico State. The player runs with the flag across the field to the north end zone, where he waves it for the home crowd.

Coach Davie and his staff will select the weekly player, based on dedication, work ethic, team spirit and unselfishness that exemplifies Lobo football and the state of New Mexico. "Walk-ons are critical to our success here at UNM," Davie said at the implementation of the program. "I have tremendous respect for all of them and want to have a way to recognize their importance and contributions to the program." The following is the complete list of New Mexico Men for the program since its inception in 2012.

### 2012 New Mexico Men

Sept. 1	Jeric Magnant (Rio Rancho)	Southern
Sept. 22	David Anaya (Roswell)	at New Mexico State
Sept. 29	David Anaya (Roswell)	Boise State
Oct. 6	Reece White (Rio Rancho)	Texas State
Oct. 27	Tim Foley (Rio Rancho)	Fresno State
Nov. 10	Greg Rivara (Albuquerque)	Wyoming
Nov. 17	Matt Raymer (Albuquerque)	Nevada

### 2013 New Mexico Men

Aug. 31	Reece White (Rio Rancho)	UTSA
Sept. 28	Randy Williams (Albuquerque)	UNLV
Oct. 5	David Anaya (Roswell)	New Mexico State
Oct. 19	Steven Romero (Albuquerque)	Utah State
Nov. 8	Tim Foley (Rio Rancho)	Air Force
Nov. 16	Jack Lamm (Albuquerque)	Colorado State

### 2014 New Mexico Men

Aug. 30	Greg Wortman (Los Lunas)	UTEP
Sept. 6	Randy Williams (Albuquerque)	Arizona State
Sept. 20	David Anaya (Roswell)	at New Mexico State
Sept. 26	Geoff Smelser (Las Cruces)	Fresno State
Oct. 10	Zack Rogers (Rio Rancho)	San Diego State
Nov. 8	John Russo (Albuquerque)	Boise State
Nov. 29	Marcus Lopez (Santa Rosa)	Wyoming

### 2015 New Mexico Men

Sept. 5	David Georges (Albuquerque)	Miss. Valley State
Sept. 12	Sam Gentry (Albuquerque)	Tulsa
Oct. 3	David Anaya (Roswell)	New Mexico State
Oct. 17	Jack Lamm (Albuquerque)	Hawai'i
Nov. 7	Geoff Smelser (Las Cruces)	Utah State
Nov. 21	David Anaya (Roswell)	Colorado State
Nov. 28	Reece White (Rio Rancho)	Air Force

### 2016 New Mexico Men

Sept. 1	Jack Lamm (Albuquerque)	South Dakota
Sept. 10	Cole Gautsche (Rio Rancho)	at New Mexico State
Oct. 1	John Russo (Albuquerque)	San Jose State
Oct. 7	Michael Walsh (Albuquerque)	Boise State
Oct. 22	Steven Steele (Rio Rancho)	ULM
Nov. 5	Javohn Jones (Albuquerque)	Nevada
Nov. 26	Steven Romero (Albuquerque)	Wyoming

### 2017 New Mexico Men

Sept. 2	Javohn Jones (Albuquerque)	Abilene Christian
Sept. 9		New Mexico State
Sept. 30		Air Force
Oct. 20		Colorado State
Nov. 4		Utah State
Nov. 17		UNLV

## Stat Tracker

# 5

The number of schools with three-year captains this season:

Lamar Jordan, New Mexico  
Phillip Lindsay, Colorado  
Ja'Whaun Bentley, Purdue  
Justin Lawler, SMU  
Courtland Sutton, SMU  
JT Barrett, Ohio State

**SEPT. 2 VS. ABILENE CHRISTIAN**

**SEPT. 9 VS. NMSU**

**SEPT. 14 AT BOISE STATE**

**SEPT. 23 AT TULSA**



**SEPT. 30 VS. AIR FORCE**

**OCT. 14 AT FRESNO STATE**

**OCT. 20 VS. COLORADO ST.**

**OCT. 28 AT WYOMING**

**NOV. 4 VS. UTAH STATE**

**NOV. 11 AT TEXAS A&M**

**NOV. 17 VS. UNLV**

**NOV. 24 AT SAN DIEGO ST.**



## QB - #11 Coltin Gerhart

2017

Date	Opponent	C-A-I	Yds	TD	LG	Rush	Yds	TD	LG
Sept 2	ACU								
Sept 9	NMSU								
Sept 14	at BSU								
Sept 23	at Tulsa								
Sept 30	AFA								
Oct 14	at FS								
Oct 20	CSU								
Oct 28	at WYO								
Nov 4	USU								
Nov 11	TA&M								
Nov 17	UNLV								
Nov 24	at SDSU								
<b>TOTAL</b>		<b>0-0-0</b>	<b>0</b>	<b>0</b>	<b>0</b>	<b>0</b>	<b>0</b>	<b>0</b>	<b>0</b>

## QB - #13 Lamar Jordan

2014

Date	Opponent	C-A-I	Yds	TD	LG	Rush	Yds	TD	LG
Aug 30	UTEP				Did Not Play				
Sept 6	ASU	7-11-0	130	1	44	12	32	0	14
Sept 20	at NMSU	3-3-0	16	1	10	9	34	0	13
Sept 26	FS	4-7-0	97	1	36	8	35	1	26
Oct 4	at UTSA	7-11-0	72	0	41	9	106	1	61
Oct 10	SDSU	8-18-1	97	1	45	6	52	0	27
Oct 18	at AFA	2-3-0	6	0	12	3	10	0	6
Nov 1	at UNLV	2-7-0	5	0	5	15	60	0	16
Nov 8	BSU	9-16-0	122	0	27	12	53	0	15
Nov 15	at USU	8-18-1	154	1	59	23	80	0	11
Nov 22	at CSU	3-11-2	55	0	41	14	74	1	23
Nov 29	WYO	6-7-1	141	1	75	9	76	0	53
<b>TOTAL</b>		<b>59-112-5</b>	<b>895</b>	<b>6</b>	<b>75</b>	<b>120</b>	<b>612</b>	<b>3</b>	<b>61</b>

2015

Date	Opponent	C-A-I	Yds	TD	LG	Rush	Yds	TD	LG
Sept 5	MVSU	7-7-0	103	0	26	5	62	1	28
Sept 12	Tulsa	8-14-1	141	1	62	9	35	0	15
Sept 18	at ASU	4-11-0	22	0	13	6	3	0	5
Sept 26	at WYO	5-8-0	107	1	64	15	147	1	56
Oct 3	NMSU	5-17-1	45	0	12	16	157	1	70
Oct 10	at UNR	9-12-0	56	0	12	8	22	0	15
Oct 17	HAW	9-16-0	125	1	37	15	29	0	17
Oct 24	at SJSU				Did Not Play				
Nov 7	USU	2-5-0	97	1	86	11	45	0	14
Nov 14	at BSU	1-1-0	46	0	46	6	7	1	19
Nov 21	CSU	4-9-3	58	0	25	23	97	1	27
Nov 28	AFA	4-9-1	135	0	58	12	68	1	23
Dec. 19	ARIZ	3-9-2	110	1	92	21	135	3	31
<b>TOTAL</b>		<b>61-118-8</b>	<b>1045</b>	<b>5</b>	<b>92</b>	<b>147</b>	<b>807</b>	<b>8</b>	<b>56</b>

2016

Date	Opponent	C-A-I	Yds	TD	LG	Rush	Yds	TD	LG
Sept 1	USD				Did Not Play				
Sept 10	at NMSU	0-0-0	0	0	0	2	2	0	2
Sept 17	at RU	8-11-0	84	0	25	14	101	1	52
Oct 1	SJSU	4-8-1	45	0	23	13	45	0	16
Oct 7	BSU	4-14-1	39	1	13	21	139	0	37
Oct 15	vs. AFA	3-6-0	70	2	45	6	51	0	32
Oct 22	ULM	5-9-0	107	1	45	5	-5	0	5
Oct 29	at UH	4-6-1	58	0	20	2	12	0	13
Nov 5	NEV	1-3-1	4	0	4	9	88	1	26
Nov 12	at USU	2-4-0	45	0	41	8	17	0	10
Nov 19	at CSU	2-5-0	30	1	18	9	32	0	10
Nov 26	WYO	4-5-0	122	1	49	12	176	1	53
Dec 17	UTSA	3-4-0	77	0	34	13	81	0	16
<b>TOTAL</b>		<b>40-75-4</b>	<b>574</b>	<b>6</b>	<b>45</b>	<b>114</b>	<b>739</b>	<b>3</b>	<b>53</b>

2017

Date	Opponent	C-A-I	Yds	TD	LG	Rush	Yds	TD	LG
Sept 2	ACU								
Sept 9	NMSU								
Sept 14	at BSU								
Sept 23	at Tulsa								
Sept 30	AFA								
Oct 14	at FS								
Oct 20	CSU								
Oct 28	at WYO								
Nov 4	USU								
Nov 11	TA&M								
Nov 17	UNLV								
Nov 24	at SDSU								
<b>TOTAL</b>		<b>40-75-4</b>	<b>574</b>	<b>6</b>	<b>45</b>	<b>114</b>	<b>739</b>	<b>3</b>	<b>53</b>
<b>CAREER</b>		<b>160-305-16</b>	<b>2514</b>	<b>17</b>	<b>92</b>	<b>381</b>	<b>2158</b>	<b>14</b>	<b>61</b>

## QB - #16 Tevaka Tuioti

2017

Date	Opponent	C-A-I	Yds	TD	LG	Rush	Yds	TD	LG
Sept 2	ACU								
Sept 9	NMSU								
Sept 14	at BSU								
Sept 23	at Tulsa								
Sept 30	AFA								
Oct 14	at FS								
Oct 20	CSU								
Oct 28	at WYO								
Nov 4	USU								
Nov 11	TA&M								
Nov 17	UNLV								
Nov 24	at SDSU								
<b>TOTAL</b>		<b>0-0-0</b>	<b>0</b>	<b>0</b>	<b>0</b>	<b>0</b>	<b>0</b>	<b>0</b>	<b>0</b>

## RB - #3 Richard McQuarley

2015

Date	Opponent	Rush	Yds	TD	LG	Rec	Yds	TD	LG
Sept 5	MVSU	11	53	0	7	0	0	0	0
Sept 12	Tulsa	1	2	0	2	0	0	0	0
Sept 18	at ASU	3	3	0	2	0	0	0	0
Sept 26	at WYO	5	55	2	43	0	0	0	0
Oct 3	NMSU	4	14	1	6	0	0	0	0
Oct 10	at UNR	4	6	0	2	0	0	0	0
Oct 17	HAW	1	2	0	2	0	0	0	0
Oct 24	at SJSU				Did Not Play				
Nov 7	USU	2	9	1	6	0	0	0	0
Nov 14	at BSU	2	2	1	1	0	0	0	0
Nov 21	CSU	4	5	0	2	0	0	0	0
Nov 28	AFA	7	55	2	44	0	0	0	0
Dec. 19	ARIZ	8	23	0	4	0	0	0	0
<b>TOTAL</b>		<b>52</b>	<b>229</b>	<b>7</b>	<b>44</b>	<b>0</b>	<b>0</b>	<b>0</b>	<b>0</b>

2016

Date	Opponent	Rush	Yds	TD	LG	Rec	Yds	TD	LG
Sept 1	USD	13	55	2	14	0	0	0	0
Sept 10	at NMSU	5	12	1	5	0	0	0	0
Sept 17	at RU	6	52	1	22	0	0	0	0
Oct 1	SJSU	16	83	3	19	0	0	0	0
Oct 7	BSU	7	40	0	13	0	0	0	0
Oct 15	vs. AFA	14	31	2	5	0	0	0	0
Oct 22	ULM	9	68	1	13	0	0	0	0
Oct 29	at UH	6	17	1	9	1	6	0	6
Nov 5	NEV	14	43	1	8	1	5	0	5
Nov 12	at USU	14	44	0	8	0	0	0	0
Nov 19	at CSU	7	22	1	7	0	0	0	0
Nov 26	WYO	15	121	3	53	2	58	0	30
Dec 17	UTSA	17	68	2	17	1	25	0	25
<b>TOTAL</b>		<b>143</b>	<b>656</b>	<b>18</b>	<b>53</b>	<b>5</b>	<b>94</b>	<b>0</b>	<b>30</b>

2017

Date	Opponent	Rush	Yds	TD	LG	Rec	Yds	TD	LG
Sept 2	ACU								
Sept 9	NMSU								
Sept 14	at BSU								
Sept 23	at Tulsa								
Sept 30	AFA								
Oct 14	at FS								
Oct 20	CSU								
Oct 28	at WYO								
Nov 4	USU								
Nov 11	TA&M								
Nov 17	UNLV								
Nov 24	at SDSU								
<b>TOTAL</b>		<b>0</b>	<b>0</b>	<b>0</b>	<b>0</b>	<b>0</b>	<b>0</b>	<b>0</b>	<b>0</b>
<b>CAREER</b>		<b>185</b>	<b>885</b>	<b>25</b>	<b>53</b>	<b>5</b>	<b>94</b>	<b>0</b>	<b>30</b>

## RB - #4 Romell Jordan

2014

Date	Opponent	Rush	Yds	TD	LG	Rec	Yds	TD	LG
Aug 30	UTEP				Did Not Play				
Sept 6	ASU				Did Not Play				
Sept 20	at NMSU				Did Not Play				
Sept 26	FS	0	0	0	0	0	0	0	0
Oct 4	at UTSA	0	0	0	0	0	0	0	0
Oct 10	SDSU	0	0	0	0	0	0	0	0
Oct 18	at AFA	6	45	0	29	0	0	0	0
Nov 1	at UNLV	8	19	0	6	0	0	0	0
Nov 8	BSU	3	14	0	7	0	0	0	0
Nov 15	at USU	9	96	1	72	1	22	0	22
Nov 22	at CSU	6	32	1	11	0	0	0	0
Nov 29	WYO	2	17	1	15	0	0	0	0
<b>TOTAL</b>		<b>34</b>	<b>223</b>	<b>3</b>	<b>72</b>	<b>1</b>	<b>22</b>	<b>0</b>	<b>22</b>

2015

Date	Opponent	Rush	Yds	TD	LG	Rec	Yds	TD	LG
Sept 5	MVSU	6	33	0	18	0	0	0	0
Sept 12	Tulsa				Did Not Play				
Sept 18	at ASU				Did Not Play				
Sept 26	at WYO				Did Not Play				
Oct 3	NMSU				Did Not Play				
Oct 10	at UNR	1	2	0	2	1	7	0	7
Oct 17	HAW	5	21	0	6	2	11	0	8
Oct 24	at SJSU	1	1	0	1	0	0	0	0
Nov 7	USU	1	1	0	1	0	0	0	0
Nov 14	at BSU				Did Not Play				
Nov 21	CSU				Did Not Play				
Nov 28	AFA	0	0	0	0	1	15	0	15
Dec. 19	ARIZ	1	3	0	3	0	0	0	0
TOTAL		15	61	0	18	4	33	0	15



## 2015

Date	Opponent	Rush	Yds	TD	LG	Rec	Yds	TD	LG
Sept 5	MVSU	0	0	0	0	2	19	0	10
Sept 12	Tulsa				Did Not Play				
Sept 18	at ASU	0	0	0	0	1	12	0	12
Sept 26	at WYO	0	0	0	0	0	0	0	0
Oct 3	NMSU	0	0	0	0	0	0	0	0
Oct 10	at UNR	0	0	0	0	0	0	0	0
Oct 17	HAW	0	0	0	0	2	22	0	18
Oct 24	at SISU	0	0	0	0	0	0	0	0
Nov 7	USU	0	0	0	0	0	0	0	0
Nov 14	at BSU	0	0	0	0	0	0	0	0
Nov 21	CSU				Did Not Play				
Nov 28	AFU	0	0	0	0	0	0	0	0
Dec. 19	ARIZ	1	-10	0	0	1	12	0	12
<b>TOTAL</b>		<b>1</b>	<b>-10</b>	<b>0</b>	<b>0</b>	<b>6</b>	<b>65</b>	<b>0</b>	<b>18</b>

Date	Opponent	Rush	Yds	TD	LG	Rec	Yds	TD	LG
Sept 1	USD	0	0	0	0	1	15	0	15
Sept 10	at NMSU	0	0	0	0	1	5	0	5
Sept 17	at RU	0	0	0	0	0	0	0	0
Oct 1	SJSU	0	0	0	0	0	0	0	0
Oct 7	BSU	0	0	0	0	0	0	0	0
Oct 15	vs. AFA	0	0	0	0	0	0	0	0
Oct 22	ULM	0	0	0	0	1	26	0	26
Oct 29	at UH	0	0	0	0	0	0	0	0
Nov 5	NEV	0	0	0	0	1	7	0	7
Nov 12	at USU	0	0	0	0	0	0	0	0
Nov 19	at CSU	0	0	0	0	0	0	0	0
Nov 26	WYO	0	0	0	0	0	0	0	0
Dec 17	UTSA	0	0	0	0	0	0	0	0
<b>TOTAL</b>		<b>0</b>	<b>0</b>	<b>0</b>	<b>0</b>	<b>4</b>	<b>53</b>	<b>0</b>	<b>26</b>
<b>CAREER</b>		<b>1</b>	<b>-10</b>	<b>0</b>	<b>0</b>	<b>10</b>	<b>118</b>	<b>0</b>	<b>26</b>

## 2017

[illegible][illegible]

Date	Opponent
------	----------

Sept 1	USD	0	0	0	0	0	0	0
Sept 10	at NMSU	0	0	0	0	0	0	0
Sept 17	at RU	0	0	0	0	1	25	0 25
Oct 1	SJSU	0	0	0	0	0	0	0
Oct 7	BSU	0	0	0	0	1	12	1 12
Oct 15	vs. AFA	0	0	0	0	0	0	0
Oct 22	ULM	0	0	0	0	0	0	0
Oct 29	at UH	0	0	0	0	0	0	0
Nov 5	NEV	0	0	0	0	0	0	0
Nov 12	at USU	0	0	0	0	0	0	0
Nov 19	at CSU	0	0	0	0	0	0	0
Nov 26	WYO	0	0	0	0	0	0	0
Dec 17	UTSA	0	0	0	0	0	0	0
<b>TOTAL</b>		<b>0</b>	<b>0</b>	<b>0</b>	<b>0</b>	<b>2</b>	<b>37</b>	<b>1 25</b>

## 2017

TE - #84 Erik Beilman2017TE - #88 Marcus Williams

TE - # 89 Dyson Chmura

<b>2016</b>									
Date	Opponent	Rush	Yds	TD	LG	Rec	Yds	TD	LG
Sept 1	USD				Did Not Play				
Sept 10	at NMSU				Did Not Play				
Sept 17	at RU				Did Not Play				
Oct 1	SJSU				Did Not Play				
Oct 7	BSU				Did Not Play				
Oct 15	vs. AFA				Did Not Play				
Oct 22	ULM				Did Not Play				
Oct 29	at UH				Did Not Play				
Nov 5	NEV				Did Not Play				
Nov 12	at USU				Did Not Play				
Nov 19	at CSU				Did Not Play				
Nov 26	WYO				Did Not Play				
Dec 17	UTSA				Did Not Play				
TOTAL		0	0	0	0	0	0	0	0

## DB - #5 Michael Sewell

Date	Opponent	Rush	Yds	TD	LG	Rec	Yds	TD	LG
Sept 2	ACU								
Sept 9	NMSU								
Sept 14	at BSU								
Sept 23	at Tulsa								
Sept 30	AFA								
Oct 14	at FS								
Oct 20	CSU								
Oct 28	at WYO								
Nov 4	USU								
Nov 11	TA&M								
Nov 17	UNLV								
Nov 24	at SDSU								
TOTAL		0	0	0	0	0	0	0	0
CAREER		0	0	0	0	0	0	0	0

**CB - #7 Blair Manly**

Date	Opponent	TKL	TFL-Yds	Sack-Yds	FF	FR-Yds	PBU	INT-yds	TD
Sept 2	ACU								
Sept 9	NMSU								
Sept 14	at BSU								
Sept 23	at Tulsa								
Sept 30	AFA								
Oct 14	at FS								
Oct 20	CSU								
Oct 28	at WYO								
Nov 4	USU								
Nov 11	TA&M								
Nov 17	UNLV								
Nov 24	at SDSU								
<b>TOTAL</b>		<b>0</b>	<b>0.0-0</b>	<b>0.0-0</b>	<b>0</b>	<b>0-0</b>	<b>0</b>	<b>0-0</b>	<b>0</b>

Date	Opponent	TKL	TFL-Yds	Sack-Yds	FF	FR-Yds	PBU	INT-yds	TD
Sept 5	MVSV	1	0.0-0	0.0-0	0	0-0	0	0-0	0
Sept 12	Tulsa	0	0.0-0	0.0-0	0	0-0	0	0-0	0
Sept 18	at ASU	0	0.0-0	0.0-0	0	0-0	0	0-0	0
Sept 26	at WYO	0	0.0-0	0.0-0	0	0-0	0	0-0	0
Oct 3	NMSU	1	0.0-0	0.0-0	0	0-0	0	0-0	0
Oct 10	at UNR				Did Not Play				
Oct 17	HAW				Did Not Play				
Oct 24	at SJSU				Did Not Play				
Nov 7	USU				Did Not Play				
Nov 14	at BSU				Did Not Play				
Nov 21	CSU				Did Not Play				
Nov 28	AFA				Did Not Play				
Dec. 19	ARIZ				Did Not Play				
<b>TOTAL</b>		<b>0</b>	<b>0.0-0</b>	<b>0.0-0</b>	<b>0</b>	<b>0-0</b>	<b>0</b>	<b>0-0</b>	<b>0</b>

**DB - #8 Willie Hobdy**

Date	Opponent	TKL	TFL-Yds	Sack-Yds	FF	FR-Yds	PBU	INT-Yds	TD
Sept 1	USD	0	0.0-0	0.0-0	0	0-0	0	0-0	0
Sept 10	at NMSU	0	0.0-0	0.0-0	0	0-0	0	0-0	0
Sept 17	at RU	1	0.0-0	0.0-0	0	1-0	0	0-0	0
Oct 1	SJSU	2	0.0-0	0.0-0	0	0-0	0	0-0	0
Oct 7	BSU	2	0.0-0	0.0-0	0	0-0	0	0-0	0
Oct 15	vs. AFA	0	0.0-0	0.0-0	0	0-0	0	0-0	0
Oct 22	ULM	0	0.0-0	0.0-0	0	0-0	0	0-0	0
Oct 29	at UH	1	0.0-0	0.0-0	0	0-0	0	0-0	0
Nov 5	NEV	0	0.0-0	0.0-0	0	0-0	0	0-0	0
Nov 12	at USU	0	0.0-0	0.0-0	0	0-0	0	0-0	0
Nov 19	at CSU	0	0.0-0	0.0-0	0	0-0	0	0-0	0
Nov 26	WYO	0	0.0-0	0.0-0	0	0-0	0	0-0	0
Dec 17	UTSA	0	0.0-0	0.0-0	0	0-0	0	0-0	0
<b>TOTAL</b>		<b>5</b>	<b>0.0-0</b>	<b>0.0-0</b>	<b>0</b>	<b>1-0</b>	<b>0</b>	<b>0-0</b>	<b>0</b>

CB - #9 Stanley Barnwell, Jr.

Date	Opponent	TKL	TFL-Yds	Sack-Yds	FF	FR-Yds	PBU	INT-yds	TD
Sept 2	ACU								
Sept 9	NMSU								
Sept 14	at BSU								
Sept 23	at Tulsa								
Sept 30	AFA								
Oct 14	at FS								
Oct 20	CSU								
Oct 28	at WYO								
Nov 4	USU								
Nov 11	TA&M								
Nov 17	UNLV								
Nov 24	at SDSU								
<b>TOTAL</b>		0	0.0-0	0.0-0	0	0-0	0	0-0	0
<b>CAREER</b>		8	0.0-0	0.0-0	0	1-0	0	0-0	0

## 2017

Date	Opponent	TKL	TFL-Yds	Sack-Yds	FF	FR-Yds	PBU	INT-yds	TD
Sept 2	ACU								
Sept 9	NMSU								
Sept 14	at BSU								
Sept 23	at Tulsa								
Sept 30	AFA								
Oct 14	at FS								
Oct 20	CSU								
Oct 28	at WYO								
Nov 4	USU								
Nov 11	TA&M								
Nov 17	UNLV								
Nov 24	at SDSU								
<b>TOTAL</b>		<b>0</b>	<b>0.0-0</b>	<b>0.0-0</b>	<b>0</b>	<b>0-0</b>	<b>0</b>	<b>0-0</b>	<b>0</b>

**CB - #7 Blair Manly**

2016									
Date	Opponent	TKL	TFL-Yds	Sack-Yds	FF	FR-Yds	PBU	INT-yds	TD
Sept 1	USD				Did Not Play				
Sept 10	at NMSU	0	0.0-0	0.0-0	0	0-0	0	0-0	0
Sept 17	at RU	0	0.0-0	0.0-0	0	0-0	0	0-0	0
Oct 1	SJSU				Did Not Play				
Oct 7	BSU	0	0.0-0	0.0-0	0	0-0	0	0-0	0
Oct 15	vs. AFA				Did Not Play				
Oct 22	ULM	1	0.0-0	0.0-0	0	0-0	0	0-0	0
Oct 29	at UH				Did Not Play				
Nov 5	NEV				Did Not Play				
Nov 12	at USU				Did Not Play				
Nov 19	at CSU				Did Not Play				
Nov 26	WYO				Did Not Play				
Dec 17	UTSA				Did Not Play				
<b>TOTAL</b>		<b>1</b>	<b>0.0-0</b>	<b>0.0-0</b>	<b>0</b>	<b>0-0</b>	<b>0</b>	<b>0-0</b>	<b>0</b>

## 2017

Date	Opponent	TKL	TFL-Yds	Sack-Yds	FF	FR-Yds	PBU	INT-yds	TD
Sept 2	ACU								
Sept 9	NMSU								
Sept 14	at BSU								
Sept 23	at Tulsa								
Sept 30	AFA								
Oct 14	at FS								
Oct 20	CSU								
Oct 28	at WYO								
Nov 4	USU								
Nov 11	TA&M								
Nov 17	UNLV								
Nov 24	at SDSU								
<b>TOTAL</b>		<b>0</b>	<b>0.0-0</b>	<b>0.0-0</b>	<b>0</b>	<b>0-0</b>	<b>0</b>	<b>0-0</b>	<b>0</b>
<b>CAREER</b>		<b>1</b>	<b>0.0-0</b>	<b>0.0-0</b>	<b>0</b>	<b>0-0</b>	<b>0</b>	<b>0-0</b>	<b>0</b>

**DB - #8 Willie Hobdy**

2017									
Date	Opponent	TKL	TFL-Yds	Sack-Yds	FF	FR-Yds	PBU	INT-yds	TD
Sept 2	ACU								
Sept 9	NMSU								
Sept 14	at BSU								
Sept 23	at Tulsa								
Sept 30	AFA								
Oct 14	at FS								
Oct 20	CSU								
Oct 28	at WYO								
Nov 4	USU								
Nov 11	TA&M								
Nov 17	UNLV								
Nov 24	at SDSU								
TOTAL		0	0.0-0	0.0-0	0	0-0	0	0-0	0

CB - #9 Stanley Barnwell, Jr.

2016									
Date	Opponent	TKL	TFL-Yds	Sack-Yds	FF	FR-Yds	PBU	INT-Yds	TD
Sept 1	USD	1	0-0-0	0-0-0	0	0-0	0	0-0	0
Sept 10	at NMSU	0	0-0-0	0-0-0	0	0-0	0	0-0	0
Sept 17	at RU	0	0-0-0	0-0-0	0	0-0	0	0-0	0
Oct 1	SJSU	0	0-0-0	0-0-0	0	0-0	0	0-0	0
Oct 7	BSU	0	0-0-0	0-0-0	0	0-0	0	0-0	0
Oct 15	vs. AFA	0	0-0-0	0-0-0	0	0-0	0	0-0	0
Oct 22	ULM	6	1-0-1	0-0-0	0	0-0	0	0-0	0
Oct 29	at UH	0	0-0-0	0-0-0	0	0-0	0	0-0	0
Nov 5	NEV	0	0-0-0	0-0-0	0	0-0	0	0-0	0
Nov 12	at USU	Did Not Play							
Nov 19	at CSU	0	0-0-0	0-0-0	0	0-0	0	0-0	0
Nov 26	WYO	0	0-0-0	0-0-0	0	0-0	0	0-0	0
Dec 17	UTSA	2	0-0-0	0-0-0	0	0-0	1	0-0	0
<b>TOTAL</b>		<b>9</b>	<b>1-0-1</b>	<b>0-0-0</b>	<b>0</b>	<b>0-0</b>	<b>1</b>	<b>0-0</b>	<b>0</b>

## 2017

Date	Opponent	TKL	TFL-Yds	Sack-Yds	FF	FR-Yds	PBU	INT-yds	TD
Sept 2	ACU								
Sept 9	NMSU								
Sept 14	at BSU								
Sept 23	at Tulsa								
Sept 30	AFA								
Oct 14	at FS								
Oct 20	CSU								
Oct 28	at WYO								
Nov 4	USU								
Nov 11	TA&M								
Nov 17	UNLV								
Nov 24	at SDSU								
<b>TOTAL</b>		<b>0</b>	<b>0.0-0</b>	<b>0.0-0</b>	<b>0</b>	<b>0-0</b>	<b>0</b>	<b>0-0</b>	<b>0</b>
<b>CAREER</b>		<b>9</b>	<b>1.0-1</b>	<b>0.0-0</b>	<b>0</b>	<b>0-0</b>	<b>1</b>	<b>0-0</b>	<b>1</b>

## DB - #10 Kameron Miller

2017	Date	Opponent	TKL	TFL-Yds	Sack-Yds	FF	FR-Yds	PBU	INT-yds	TD
	Sept 2	ACU								
	Sept 9	NMSU								
	Sept 14	at BSU								
	Sept 23	at Tulsa								
	Sept 30	AFA								
	Oct 14	at FS								
	Oct 20	CSU								
	Oct 28	at WYO								
	Nov 4	USU								
	Nov 11	TA&M								
	Nov 17	UNLV								
	Nov 24	at SDSU								
	<b>TOTAL</b>		<b>0</b>	<b>0.0-0</b>	<b>0.0-0</b>	<b>0</b>	<b>0-0</b>	<b>0</b>	<b>0-0</b>	<b>0</b>

DB - #11 Jadon Boatright

2013									
Date	Opponent	TKL	TFL-Yds	Sack-Yds	FF	FR-Yds	PBU	INT-Yds	TD
Aug 31	UTSA	0	0.0-0	0.0-0	0	0-0	0	0-0	0
Sept 7	at UTEP	0	0.0-0	0.0-0	0	0-0	0	0-0	0
Sept 14	at Pitt	1	0.0-0	0.0-0	0	0-0	0	0-0	0
Sept 28	UNLV	0	0.0-0	0.0-0	0	0-0	0	0-0	0
Oct 5	NMSU	3	0.0-0	0.0-0	0	0-0	0	0-0	0
Oct 12	at Wyo	0	0.0-0	0.0-0	0	0-0	0	0-0	0
Oct 19	USU	0	0.0-0	0.0-0	0	0-0	0	0-0	0
Nov 2	at SDSU	1	0.0-0	0.0-0	0	0-0	0	0-0	0
Nov 8	AFA	0	0.0-0	0.0-0	0	0-0	0	0-0	0
Nov 16	CSU	0	0.0-0	0.0-0	0	0-0	0	0-0	0
Nov 23	at FS	3	0.0-0	0.0-0	0	0-0	1	0-0	0
Nov 30	at BSU	0	0.0-0	0.0-0	0	0-0	0	0-0	0
<b>TOTAL</b>		<b>8</b>	<b>0.0-0</b>	<b>0.0-0</b>	<b>0</b>	<b>0-0</b>	<b>1</b>	<b>0-0</b>	<b>0</b>

## 2014

Date	Opponent	TKL	TFL-Yds	Sack-Yds	FF	FR-Yds	PBU	INT-Yds	TD
Aug 30	UTEP	6	0.0-0	0.0-0	0	0-0	1	0-0	0
Sept 6	ASU	3	0.0-0	0.0-0	0	0-0	0	0-0	0
Sept 20	at NMSU	5	1.0-1	0.0-0	0	0-0	0	0-0	0
Sept 26	FS	6	0.0-0	0.0-0	0	0-0	0	0-0	0
Oct 4	at UTSA	0	0.0-0	0.0-0	0	0-0	0	0-0	0
Oct 10	SDSU	1	1.0-5	0.0-0	0	0-0	0	0-0	0
Oct 18	at AFA	4	0.0-0	0.0-0	0	0-0	0	0-0	0
Nov 1	at UNLV	1	0.0-0	0.0-0	0	0-0	0	0-0	0
Nov 8	BSU	1	0.0-0	0.0-0	0	0-0	0	0-0	0
Nov 15	at USU	1	0.0-0	0.0-0	0	0-0	0	0-0	0
Nov 22	at CSU	6	0.5-0	0.0-0	0	0-0	0	0-0	0
Nov 29	WYO	0	0.0-0	0.0-0	0	0-0	0	0-0	0
<b>TOTAL</b>		<b>34</b>	<b>2.5-6</b>	<b>0.0-0</b>	<b>0</b>	<b>0-0</b>	<b>2</b>	<b>0-0</b>	<b>0</b>

## 2016

Date	Opponent	TKL	TFL-Yds	Sack-Yds	FF	FR-Yds	PBU	INT-Yds	TD
Sept 1	USD	2	0.0-0	0.0-0	0	0-0	0	0-0	0
Sept 10	at NMSU				Did Not Play				
Sept 17	at RU				Did Not Play				
Oct 1	SJSU				Did Not Play				
Oct 7	BSU				Did Not Play				
Oct 15	vs. AFA	4	0.0-0	0.0-0	0	0-0	0	0-0	0
Oct 22	UILM	5	0.0-0	0.0-0	0	0-0	0	1-40	1
Oct 29	at UH	4	0.0-0	0.0-0	0	0-0	0	1-40	1
Nov 5	NEV	2	0.0-0	0.0-0	0	0-0	2	0-0	0
Nov 12	at USU	2	0.5-1	0.0-0	0	0-0	0	0-0	0
Nov 19	at CSU	1	0.0-0	0.0-0	0	0-0	0	0-0	0
Nov 26	WYO	5	0.0-0	0.0-0	0	0-0	0	0-0	0
Dec 17	UTSA	2	0.0-0	0.0-0	0	0-0	0	0-0	0
<b>TOTAL</b>		<b>23</b>	<b>0.5-1</b>	<b>0.0-0</b>	<b>0</b>	<b>0-0</b>	<b>2</b>	<b>1-40</b>	<b>1</b>



2016									
Date	Opponent	TKL	TFL-Yds	Sack-Yds	FF	FR-Yds	PBU	INT-Yds	TD
Sept 1	USD	0	0.0-0	0.0-0	0	0-0	0	0-0	0
Sept 10	at NMSU	0	0.0-0	0.0-0	0	0-0	0	0-0	0
Sept 17	at RU	1	0.0-0	0.0-0	0	0-0	0	0-0	0
Oct 1	SJSU	2	1.0-1	0.0-0	0	0-0	0	0-0	0
Oct 7	BSU	1	0.0-0	0.0-0	0	0-0	1	0-0	0
Oct 15	vs. AFA	6	1.0-5	0.0-0	0	0-0	0	0-0	0
Oct 22	ULM	4	0.0-0	0.0-0	0	0-0	0	1-0	0
Oct 29	at UH	2	0.0-0	0.0-0	0	0-0	0	0-0	0
Nov 5	NEV	1	0.0-0	0.0-0	0	0-0	1	0-0	0
Nov 12	at USU	3	0.0-0	0.0-0	0	0-0	0	0-0	0
Nov 19	at CSU	3	0.0-0	0.0-0	0	0-0	0	0-0	0
Nov 26	WYO	1	0.0-0	0.0-0	0	0-0	0	0-0	0
Dec 17	UTSA	3	0.0-0	0.0-0	0	0-0	0	0-0	0
<b>TOTAL</b>		<b>27</b>	<b>2.0-6</b>	<b>0.0-0</b>	<b>0</b>	<b>0-0</b>	<b>2</b>	<b>1-0</b>	

## DB - #19 Elijah Lilly

2017		TKL	TFL-Yds	Sack-Yds	FF	FR-Yds	PBU	INT-yds	TD
Date	Opponent								
Sept 2	ACU								
Sept 9	NMSU								
Sept 14	at BSU								
Sept 23	at Tulsa								
Sept 30	AFA								
Oct 14	at FS								
Oct 20	CSU								
Oct 28	at WYO								
Nov 4	USU								
Nov 11	TA&M								
Nov 17	UNLV								
Nov 24	at SDSU								
<b>TOTAL</b>		0	0.0-0	0.0-0	0	0-0	0	0-0	0
<b>CAREER</b>		56	5.0-12	0.0-0	0	0-0	3	1-0	0

Date	Opponent	TKL	TFL-Yds	Sack-Yds	FF	FR-Yds	PBU	INT-yds	TD
Sept 1	USD				Did Not Play				
Sept 10	at NMSU				Did Not Play				
Sept 17	at RU				Did Not Play				
Oct 1	SJSU	0	0.0-0	0.0-0	0	0-0	0	0-0	0
Oct 7	BSU	0	0.0-0	0.0-0	0	0-0	0	0-0	0
Oct 15	vs. AFA	0	0.0-0	0.0-0	0	0-0	0	0-0	0
Oct 22	ULM	0	0.0-0	0.0-0	0	0-0	0	0-0	0
Oct 29	at UH	0	0.0-0	0.0-0	0	0-0	0	0-0	0
Nov 5	NEV	0	0.0-0	0.0-0	0	0-0	0	0-0	0
Nov 12	at USU	0	0.0-0	0.0-0	0	0-0	0	0-0	0
Nov 19	at CSU				Did Not Play				
Nov 26	WYO				Did Not Play				
Dec 17	UTSA				Did Not Play				
<b>TOTAL</b>		<b>0</b>	<b>0.0-0</b>	<b>0.0-0</b>	<b>0</b>	<b>0-0</b>	<b>0</b>	<b>0-0</b>	<b>0</b>

**DB - #21 Corey Hightower**

2017 Date	Opponent	TKL	TFL-Yds	Sack-Yds	FF	FR-Yds	PBU	INT-yds	TD
Sept 2	ACU								
Sept 9	NMSU								
Sept 14	at BSU								
Sept 23	at Tulsa								
Sept 30	AFA								
Oct 14	at FS								
Oct 20	CSU								
Oct 28	at WYO								
Nov 4	USU								
Nov 11	TA&M								
Nov 17	UNLV								
Nov 24	at SDSU								
<b>TOTAL</b>		0	0.0-0	0.0-0	0	0-0	0	0-0	0
<b>CAREER</b>		0	0.0-0	0.0-0	0	0-0	0	0-0	0

## DB - #28 Jake Rothschiller

LB - #2 Kimmie Carson									
2014									
Date	Opponent	TKL	TFL-Yds	Sack-Yds	FF	FR-Yds	PBU	INT-Yds	TD
Aug 30	UTEP	7	0-0-0	0-0-0	0	0-0-0	0	0-0-0	0
Sept 6	ASU	2	0-0-0	0-0-0	1	0-0-0	0	0-0-0	0
Sept 20	at NMSU	5	0-0-0	0-0-0	0	0-0-0	0	0-0-0	0
Sept 26	FS	5	0-0-0	0-0-0	0	0-0-0	0	0-0-0	0
Oct 4	at UTSA	3	0-5-2	0-0-0	0	0-0-0	1	0-0-0	0
Oct 10	SDSU	2	0-0-0	0-0-0	0	0-0-0	0	0-0-0	0
Oct 18	at AFA	1	0-0-0	0-0-0	0	0-0-0	0	0-0-0	0
Nov 1	at UNLV	4	0-0-0	0-0-0	0	0-0-0	0	0-0-0	0
Nov 8	BSU	2	0-0-0	0-0-0	0	0-0-0	0	0-0-0	0
Nov 15	at USU	5	0-0-0	0-0-0	0	0-0-0	0	0-0-0	0
Nov 22	at CSU	10	2-5-10	0-0-0	0	1-0-1	1	0-0-0	0
Nov 29	WYO	16	2-0-5	1-0-1	0	0-0-1	1	0-0-0	0
<b>TOTAL</b>		<b>62</b>	<b>5-0-17</b>	<b>1-0-1</b>	<b>1</b>	<b>1-0-3</b>	<b>3</b>	<b>0-0-0</b>	<b>0</b>

**LB - #33 Alex Hart**

2015									
Date	Opponent	TKL	TFL-Yds	Sack-Yds	FF	FR-Yds	PBU	INT-yds	TD
Sept 5	MVSU				Did Not Play				
Sept 12	Tulsa				Did Not Play				
Sept 18	at ASU				Did Not Play				
Sept 26	at WYO				Did Not Play				
Oct 3	NMSU	0	0.0-0	0.0-0	0	0-0	0	0-0	0
Oct 10	at UNR	0	0.0-0	0.0-0	0	0-0	0	0-0	0
Oct 17	HAW	1	0.0-0	0.0-0	0	0-0	0	0-0	0
Oct 24	at SJSU	0	0.0-0	0.0-0	0	0-0	0	0-0	0
Nov 7	USU	0	0.0-0	0.0-0	0	0-0	0	0-0	0
Nov 14	at BSU	1	0.0-0	0.0-0	0	0-0	0	0-0	0
Nov 21	CSU	0	0.0-0	0.0-0	0	0-0	0	0-0	0
Nov 28	AFA	0	0.0-0	0.0-0	0	0-0	0	0-0	0
Dec. 19	ARIZ	0	0.0-0	0.0-0	0	0-0	0	0-0	0
<b>TOTAL</b>		<b>2</b>	<b>0.0-0</b>	<b>0.0-0</b>	<b>0</b>	<b>0-0</b>	<b>0</b>	<b>0-0</b>	<b>0</b>

2017									
Date	Opponent	TKL	TFL-Yds	Sack-Yds	FF	FR-Yds	PBU	INT-yds	TD
Sept 2	ACU								
Sept 9	NMSU								
Sept 14	at BSU								
Sept 23	at Tulsa								
Sept 30	AFA								
Oct 14	at FS								
Oct 20	CSU								
Oct 28	at WYO								
Nov 4	USU								
Nov 11	TA&M								
Nov 17	UNLV								
Nov 24	at SDSU								
TOTAL		0	0.0-0	0.0-0	0	0-0	0	0-0	0
CAREER		29	3.0-4	0.0-0	0	0-0	1	2-40	1

## 2016

2016									
Date	Opponent	TKL	TFL-Yds	Sack-Yds	FF	FR-Yds	PBU	INT-Yds	TD
Sept 1	USD	3	0-0-0	0-0-0	0	0-0	0	0-0	0
Sept 10	at NMSU	4	1-0-1	1-0-1	0	0-0	0	0-0	0
Sept 17	at RU	4	1-0-1	0-0-0	0	0-0	1	0-0	0
Oct 1	SJSU	0	0-0-0	0-0-0	0	0-0	0	0-0	0
Oct 7	BSU	2	0-0-0	0-0-0	0	0-0	0	0-0	0
Oct 15	vs. AFA	1	0-0-0	0-0-0	0	0-0	0	0-0	0
Oct 22	ULM	3	0-0-0	0-0-0	0	0-0	0	0-0	0
Oct 29	at UH	1	0-0-0	0-0-0	0	0-0	0	0-0	0
Nov 5	NEV	3	1-0-4	0-0-0	0	0-0	0	0-0	0
Nov 12	at USU	1	1-0-2	0-0-0	0	0-0	0	0-0	0
Nov 19	at CSU	3	0-0-0	0-0-0	1	0-0	0	0-0	0
Nov 26	WYO	1	0-0-0	0-0-0	0	1-0	0	0-0	0
Dec 17	UTSA	0	0-0-0	0-0-0	0	0-0	0	0-0	0
<b>TOTAL</b>		<b>26</b>	<b>4-0-8</b>	<b>1-0-1</b>	<b>1</b>	<b>1-0</b>	<b>1</b>	<b>0-0</b>	<b>0</b>
<b>CAREER</b>		<b>28</b>	<b>4-0-8</b>	<b>1-0-1</b>	<b>1</b>	<b>1-0</b>	<b>1</b>	<b>0-0</b>	<b>0</b>

Date	Opponent	TKL	TFL-Yds	Sack-Yds	FF	FR-Yds	PBU	INT-Yds	TD
Sept 1	USD	0	0.0-0	0.0-0	0	0-0	0	0-0	0
Sept 10	at NMSU	0	0.0-0	0.0-0	0	0-0	0	0-0	0
Sept 17	at RU	0	0.0-0	0.0-0	0	0-0	0	0-0	0
Oct 1	SJSU	0	0.0-0	0.0-0	0	0-0	0	0-0	0
Oct 7	BSU	0	0.0-0	0.0-0	0	0-0	0	0-0	0
Oct 15	vs. AFA	0	0.0-0	0.0-0	0	0-0	0	0-0	0
Oct 22	ULM	0	0.0-0	0.0-0	0	0-0	0	0-0	0
Oct 29	at UH	0	0.0-0	0.0-0	0	0-0	0	0-0	0
Nov 5	NEV	0	0.0-0	0.0-0	0	0-0	0	0-0	0
Nov 12	at USU	0	0.0-0	0.0-0	0	0-0	0	0-0	0
Nov 19	at CSU	0	0.0-0	0.0-0	0	0-0	0	0-0	0
Nov 26	WYO	0	0.0-0	0.0-0	0	0-0	0	0-0	0
Dec 17	UTSA	0	0.0-0	0.0-0	0	0-0	0	0-0	0
<b>TOTAL</b>		<b>0</b>	<b>0.0-0</b>	<b>0.0-0</b>	<b>0</b>	<b>0-0</b>	<b>0</b>	<b>0-0</b>	<b>0</b>

## DB - #45 Evaheletu Tohi

Date	Opponent	TKL	TFL-Yds	Sack-Yds	FF	FR-Yds	PBU	INT-yds	TD
Sept 1	USD					Did Not Play			
Sept 10	at NMSU	1	0.0-0	0.0-0	0	0-0	0	0-0	0
Sept 17	at RU					Did Not Play			
Oct 1	SISU					Did Not Play			
Oct 7	BSU					Did Not Play			
Oct 15	vs. AFA					Did Not Play			
Oct 22	ULM					Did Not Play			
Oct 29	at UH					Did Not Play			
Nov 5	NEV					Did Not Play			
Nov 12	at USU					Did Not Play			
Nov 19	at CSU					Did Not Play			
Nov 26	WYO					Did Not Play			
Dec 17	UTSA					Did Not Play			
<b>TOTAL</b>		<b>1</b>	<b>0.0-0</b>	<b>0.0-0</b>	<b>0</b>	<b>0-0</b>	<b>0</b>	<b>0-0</b>	<b>0</b>

2245

2017									
Date	Opponent	TKL	TFL-Yds	Sack-Yds	FF	FR-Yds	PBU	INT-yds	TD
Sept 2	ACU								
Sept 9	NMSU								
Sept 14	at BSU								
Sept 23	at Tulsa								
Sept 30	AFA								
Oct 14	at FS								
Oct 20	CSU								
Oct 28	at WYO								
Nov 4	USU								
Nov 11	TA&M								
Nov 17	UNLV								
Nov 24	at SDSU								
<b>TOTAL</b>		0	0.0-0	0.0-0	0	0-0	0	0-0	0
<b>CAREER</b>		1	0.0-0	0.0-0	0	0-0	0	0-0	0

## LB - #47 Austin Ocasio

LB - #47 Austin Ocasio									
2016									
Date	Opponent	TKL	TFL-Yds	Sack-Yds	FF	FR-Yds	PBU	INT-Yds	TD
Sept 1	USD	3	0.0-0	0.0-0	0	0-0	0	0-0	0
Sept 10	at NMSU	2	1.0-2	0.0-0	0	0-0	0	0-0	0
Sept 17	at RU	0	0.0-0	0.0-0	0	0-0	0	0-0	0
Oct 1	SJSU	0	0.0-0	0.0-0	0	0-0	0	1-37	1
Oct 7	BSU	1	0.0-0	0.0-0	0	0-0	0	0-0	0
Oct 15	vs. AFA	3	1.0-1	0.0-0	0	0-0	0	0-0	0
Oct 22	ULM	4	0.0-0	0.0-0	0	0-0	0	0-0	0
Oct 29	at UH	7	1.0-1	0.0-0	0	0-0	1	0-0	0
Nov 5	NEV	4	0.0-0	0.0-0	0	0-0	0	1-3	0
Nov 12	at USU	2	0.0-0	0.0-0	0	0-0	0	0-0	0
Nov 19	at CSU	0	0.0-0	0.0-0	0	0-0	0	0-0	0
Nov 26	WYO	5	0.0-0	0.0-0	0	0-0	0	0-0	0
Dec 17	UTSA	0	0.0-0	0.0-0	0	0-0	0	0-0	0
<b>TOTAL</b>		<b>29</b>	<b>3.0-4</b>	<b>0.0-0</b>	<b>0</b>	<b>0-0</b>	<b>1</b>	<b>2-40</b>	<b>0</b>

2017									
Date	Opponent	TKL	TFL-Yds	Sack-Yds	FF	FR-Yds	PBU	INT-yds	TD
Sept 2	ACU								
Sept 9	NMSU								
Sept 14	at BSU								
Sept 23	at Tulsa								
Sept 30	AFA								
Oct 14	at FS								
Oct 20	CSU								
Oct 28	at WYO								
Nov 4	USU								
Nov 11	TA&M								
Nov 17	UNLV								
Nov 24	at SDSU								
TOTAL		0	0.0-0	0.0-0	0	0-0	0	0-0	0

## DL - #52 Aaron Blackwell

2017									
Date	Opponent	TKL	TFL-Yds	Sack-Yds	FF	FR-Yds	PBU	INT-yds	TD
Sept 2	ACU								
Sept 9	NMSU								
Sept 14	at BSU								
Sept 23	at Tulsa								
Sept 30	AFA								
Oct 14	at FS								
Oct 20	CSU								
Oct 28	at WYO								
Nov 4	USU								
Nov 11	TA&M								
Nov 17	UNLV								
Nov 24	at SDSU								
TOTAL		0	0.0-0	0.0-0	0	0-0	0	0-0	0

## DL - #53 Cody Baker

2015

Date	Opponent	TKL	TFL-Yds	Sack-Yds	FF	FR-Yds	PBU	INT-yds	TD
Sept 5	MVSU	1	0.0-0	0.0-0	0	0-0	0	0-0	0
Sept 12	Tulsa	0	0.0-0	0.0-0	0	0-0	0	0-0	0
Sept 18	at ASU	0	0.0-0	0.0-0	0	0-0	0	0-0	0
Sept 26	at WYO	0	0.0-0	0.0-0	0	0-0	0	0-0	0
Oct 3	NMSU	0	0.0-0	0.0-0	0	0-0	0	0-0	0
Oct 10	at UNR	0	0.0-0	0.0-0	0	0-0	0	0-0	0
Oct 17	HAW	6	0.0-0	0.0-0	0	0-0	0	0-0	0
Oct 24	at SJSU	7	0.5-0	0.0-0	0	0-0	0	0-0	0
Nov 7	USU	2	0.0-0	0.0-0	0	0-0	0	0-0	0
Nov 14	at BSU	6	1.0-8	1.0-8	0	0-0	0	0-0	0
Nov 21	CSU	1	0.0-0	0.0-0	0	0-0	0	0-0	0
Nov 28	AFA	5	0.0-0	0.0-0	0	0-0	0	0-0	0
Dec. 19	ARIZ	3	1.0-5	0.0-0	0	0-0	0	0-0	0
<b>TOTAL</b>		<b>31</b>	<b>2.5-13</b>	<b>1.0-8</b>	<b>0</b>	<b>0-0</b>	<b>0</b>	<b>0-0</b>	<b>0</b>

2016

Date	Opponent	TKL	TFL-Yds	Sack-Yds	FF	FR-Yds	PBU	INT-yds	TD
Sept 1	USD	2	0.0-0	0.0-0	0	0-0	0	0-0	0
Sept 10	at NMSU	1	0.0-0	0.0-0	0	0-0	0	0-0	0
Sept 17	at RU	1	0.0-0	0.0-0	0	0-0	0	0-0	0
Oct 1	SJSU	2	0.0-0	0.0-0	0	0-0	0	0-0	0
Oct 7	BSU	0	0.0-0	0.0-0	0	0-0	0	0-0	0
Oct 15	vs. AFA	0	0.0-0	0.0-0	0	0-0	0	0-0	0
Oct 22	ULM	1	0.0-0	0.0-0	0	0-0	0	0-0	0
Oct 29	at UH	1	0.0-0	0.0-0	0	0-0	1	0-0	0
Nov 5	NEV	1	0.5-1	0.0-0	0	0-0	0	0-0	0
Nov 12	at USU	1	0.0-0	0.0-0	0	0-0	0	0-0	0
Nov 19	at CSU	1	0.0-0	0.0-0	0	0-0	0	0-0	0
Nov 26	WYO	3	0.0-0	0.0-0	0	0-0	0	0-0	0
Dec 17	UTSA	2	0.5-1	0.0-0	0	0-0	0	0-0	0
<b>TOTAL</b>		<b>16</b>	<b>1.0-2</b>	<b>0.0-0</b>	<b>0</b>	<b>0-0</b>	<b>1</b>	<b>0-0</b>	<b>0</b>

2017

Date	Opponent	TKL	TFL-Yds	Sack-Yds	FF	FR-Yds	PBU	INT-yds	TD
Sept 2	ACU								
Sept 9	NMSU								
Sept 14	at BSU								
Sept 23	at Tulsa								
Sept 30	AFA								
Oct 14	at FS								
Oct 20	CSU								
Oct 28	at WYO								
Nov 4	USU								
Nov 11	TA&M								
Nov 17	UNLV								
Nov 24	at SDSU								
<b>TOTAL</b>		<b>0</b>	<b>0.0-0</b>	<b>0.0-0</b>	<b>0</b>	<b>0-0</b>	<b>0</b>	<b>0-0</b>	<b>0</b>
<b>CAREER</b>		<b>47</b>	<b>3.5-15</b>	<b>1.0-8</b>	<b>0</b>	<b>0-0</b>	<b>1</b>	<b>0-0</b>	<b>0</b>

## DL - #55 Emmanuel Joseph

2017

Date	Opponent	TKL	TFL-Yds	Sack-Yds	FF	FR-Yds	PBU	INT-yds	TD
Sept 2	ACU								
Sept 9	NMSU								
Sept 14	at BSU								
Sept 23	at Tulsa								
Sept 30	AFA								
Oct 14	at FS								
Oct 20	CSU								
Oct 28	at WYO								
Nov 4	USU								
Nov 11	TA&M								
Nov 17	UNLV								
Nov 24	at SDSU								
<b>TOTAL</b>		<b>0</b>	<b>0.0-0</b>	<b>0.0-0</b>	<b>0</b>	<b>0-0</b>	<b>0</b>	<b>0-0</b>	<b>0</b>

## DL - #92 Jermaine Conyers

2017

Date	Opponent	TKL	TFL-Yds	Sack-Yds	FF	FR-Yds	PBU	INT-yds	TD
Sept 2	ACU								
Sept 9	NMSU								
Sept 14	at BSU								
Sept 23	at Tulsa								
Sept 30	AFA								
Oct 14	at FS								
Oct 20	CSU								
Oct 28	at WYO								
Nov 4	USU								
Nov 11	TA&M								
Nov 17	UNLV								
Nov 24	at SDSU								
<b>TOTAL</b>		<b>0</b>	<b>0.0-0</b>	<b>0.0-0</b>	<b>0</b>	<b>0-0</b>	<b>0</b>	<b>0-0</b>	<b>0</b>

## #DL - #93 Nahje Flowers

2017

Date	Opponent	TKL	TFL-Yds	Sack-Yds	FF	FR-Yds	PBU	INT-yds	TD
Sept 2	ACU								
Sept 9	NMSU								
Sept 14	at BSU								
Sept 23	at Tulsa								
Sept 30	AFA								
Oct 14	at FS								
Oct 20	CSU								
Oct 28	at WYO								
Nov 4	USU								
Nov 11	TA&M								
Nov 17	UNLV								
Nov 24	at SDSU								
<b>TOTAL</b>		<b>0</b>	<b>0.0-0</b>	<b>0.0-0</b>	<b>0</b>	<b>0-0</b>	<b>0</b>	<b>0-0</b>	<b>0</b>

## DL - #95 Garrett Hughes

2014

Date	Opponent	TKL	TFL-Yds	Sack-Yds	FF	FR-Yds	PBU	INT-yds	TD
Aug 30	UTEP	1	0.0-0	0.0-0	0	0-0	0	0-0	0
Sept 6	ASU	1	0.0-0	0.0-0	0	0-0	0	0-0	0
Sept 20	at NMSU	0	0.0-0	0.0-0	0	0-0	0	0-0	0
Sept 26	FS	0	0.0-0	0.0-0	0	0-0	0	0-0	0
Oct 4	at UTSA								
Oct 10	SDSU	0	0.0-0	0.0-0	0	0-0	0	0-0	0
Oct 18	at AFA	0	0.0-0	0.0-0	0	0-0	0	0-0	0
Nov 1	at UNLV	1	0.0-0	0.0-0	0	0-0	0	0-0	0
Nov 8	BSU	0	0.0-0	0.0-0	0	0-0	0	0-0	0
Nov 15	at USU	0	0.0-0	0.0-0	0	0-0	0	0-0	0
Nov 22	at CSU	1	0.0-0	0.0-0	1	0-0	0	0-0	0
Nov 29	WYO	0	0.0-0	0.0-0	0	0-0	1	0-0	0
<b>TOTAL</b>		<b>4</b>	<b>0.0-0</b>	<b>0.0-0</b>	<b>1</b>	<b>0-0</b>	<b>1</b>	<b>0-0</b>	<b>0</b>

2015

Date	Opponent	TKL	TFL-Yds	Sack-Yds	FF	FR-Yds	PBU	INT-yds	TD
Sept 5	MVSU	2	1.0-5	1.0-5	0	0-0	0	0-0	0
Sept 12	Tulsa	4	2.0-7	1.0-6	0	0-0	0	0-0	0
Sept 18	at ASU	2	0.0-0	0.0-0	0	0-0	0	0-0	0
Sept 26	at WYO	1	0.5-2	0.0-0	0	0-0	1	0-0	0
Oct 3	NMSU	1	0.0-0	0.0-0	0	0-0	0	0-0	0
Oct 10	at UNR	0	0.0-0	0.0-0	0	0-0	0	0-0	0
Oct 17	HAW	0	0.0-0	0.0-0	0	0-0	0	0-0	0
Oct 24	at SJSU								
Nov 7	USU	1	0.0-0	0.0-0	0	0-0	0	0-0	0
Nov 14	at BSU	2	2.0-7	2.0-0	0	0-0	0	0-0	0
Nov 21	CSU	0	0.0-0	0.0-0	0	0-0	0	0-0	0
Nov 28	AFA	0	0.0-0	0.0-0	0	0-0	0	0-0	0
Dec. 19	ARIZ	0	0.0-0	0.0-0	0	0-0	0	0-0	0
<b>TOTAL</b>		<b>13</b>	<b>5.5-21</b>	<b>2.0-11</b>	<b>0</b>	<b>0-0</b>	<b>1</b>	<b>0-0</b>	<b>0</b>

2016

Date	Opponent	TKL	TFL-Yds	Sack-Yds	FF	FR-Yds	PBU	INT-yds	TD
Sept 1	USD	2	0.0-0	0.0-0	0	0-0	0	0-0	0
Sept 10	at NMSU	3	2.5-16	2.5-16	0	0-0	0	0-0	0
Sept 17	at RU	3	0.0-0	0.0-0	0	0-0	0	0-0	0
Oct 1	SJSU	4	1.5-11	1.5-11	0	0-0	0	0-0	0
Oct 7	BSU	1	0.0-0	0.0-0	0	0-0	0	0-0	0
Oct 15	vs. AFA	1	0.0-0	0.0-0	0	0-0	0	0-0	0
Oct 22	ULM	2	1.5-10	1.5-10	0	0-0	0	0-0	0
Oct 29	at UH	2	0.0-0	0.0-0	0	0-0	0	0-0	0
Nov 5	NEV	2	0.0-0	0.0-0	0	0-0	0	0-0	0
Nov 12	at USU	2	0.0-0	0.0-0	0	0-0	0	0-0	0
Nov 19	at CSU	2	2.0-8	1.0-6	0	0-0	0	0-0	0
Nov 26	WYO	1	0.0-0	0.0-0	0	0-0	0	0-0	0
Dec 17	UTSA	3	0.0-0	0.0-0	0	0-0	0	0-0	0
<b>TOTAL</b>		<b>28</b>	<b>7.5-45</b>	<b>6.5-43</b>	<b>0</b>	<b>0-0</b>	<b>0</b>	<b>0-0</b>	<b>0</b>

2017

Date	Opponent	TKL	TFL-Yds	Sack-Yds	FF	FR-Yds	PBU	INT-yds	TD
Sept 2	ACU								
Sept 9	NMSU								
Sept 14	at BSU								
Sept 23	at Tulsa								
Sept 30	AFA								
Oct 14	at FS								
Oct 20	CSU								
Oct 28	at WYO								
Nov 4	USU								
Nov 11	TA&M								
Nov 17	UNLV								
Nov 24	at SDSU								
<b>TOTAL</b>		<b>0</b>	<b>0.0-0</b>	<b>0.0-0</b>	<b>0</b>	<b>0-0</b>	<b>0</b>	<b>0-0</b>	<b>0</b>
<b>CAREER</b>		<b>45</b>	<b>13.0-66</b>	<b>8.5-54</b>	<b>1</b>	<b>0-0</b>	<b>2</b>	<b>0-0</b>	<b>0</b>

## DL - #96 Johnny Williams

2016

Date	Opponent	TKL	TFL-Yds	Sack-Yds	FF	FR-Yds	PBU	INT-yds	TD
Sept 1	USD	0	0.0-0	0.0-0	0	0-0	0	0-0	0
Sept 10	at NMSU	1	0.0-0	0.0-0	0	0-0	0	0-0	0
Sept 17	at RU	Did Not Play							
Oct 1	SJSU	1	0.0-0	0.0-0	0	0-0	0	0-0	0
Oct 7	BSU	1	0.0-0	0.0-0	0	0-0	0	0-0	0
Oct 15	vs. AFA	1	0.0-0	0.0-0	0	0-0	0	0-0	0
Oct 22	ULM	1	1.0-1	0.0-0	0	0-0	0	0-0	0
Oct 29	at UH	1	1.0-2	0.0-0	0	0-0	0	0-0	0
Nov 5	NEV	0	0.0-0	0.0-0	0	0-0	0	0-0	0
Nov 12	at USU	0	0.0-0	0.0-0	0	0-0	0	0-0	0
Nov 19	at CSU	2	1.0-1	0.0-0	0	0-0	0	0-0	0
Nov 26	WYO	0	0.0-0	0.0-0	0	0-0	0	0-0	0
Dec 17	UTSA	1	0.0-0	0.0-0	0	0-0	0	0-0	0
TOTAL		9	3.0-4	0.0-0	0	0-0	0	0-0	0

2017

Date	Opponent	TKL	TFL-Yds	Sack-Yds	FF	FR-Yds	PBU	INT-yds	TD
Sept 2	ACU								
Sept 9	NMSU								
Sept 14	at BSU								
Sept 23	at Tulsa								
Sept 30	AFA								
Oct 14	at FS								
Oct 20	CSU								
Oct 28	at WYO								
Nov 4	USU								
Nov 11	TA&M								
Nov 17	UNLV								
Nov 24	at SDSU								
<b>TOTAL</b>		<b>0</b>	<b>0.0-0</b>	<b>0.0-0</b>	<b>0</b>	<b>0-0</b>	<b>0</b>	<b>0-0</b>	<b>0</b>
<b>CAREER</b>		<b>28</b>	<b>2.0-10</b>	<b>1.5-10</b>	<b>0</b>	<b>0-0</b>	<b>0</b>	<b>0-0</b>	<b>0</b>

P - #30 Corey Bojorquez

Date	Opponent	No	Yds	Avg	Lg	Blkd	TB	FC	50+	i20
Sept 1	USD	4	116	29.0	45	0	0	1	0	1
Sept 10	at NMSU	2	81	40.5	46	0	1	0	0	0
Sept 17	at RU	8	308	38.5	52	0	1	0	2	2
Oct 1	SJSU	5	221	44.2	53	0	1	2	2	1
Oct 7	BSU	3	116	38.7	56	0	0	0	1	1
Oct 15	vs. AFA	5	185	37.0	46	0	0	3	0	2
Oct 22	ULM	1	44	44.0	44	0	0	0	0	0
Oct 29	at UH	6	283	47.2	56	0	0	1	3	1
Nov 5	NEV	4	211	52.8	66	0	0	3	2	2
Nov 12	at USU	2	87	43.5	48	0	0	2	0	0
Nov 19	at CSU	4	202	50.5	80	0	0	0	1	1
Nov 26	WYO	2	96	48.0	50	0	0	0	1	2
Dec 17	UTSA	3	117	39.0	43	0	1	1	0	0
<b>TOTAL</b>		<b>49</b>	<b>2067</b>	<b>42.2</b>	<b>80</b>	<b>0</b>	<b>4</b>	<b>13</b>	<b>12</b>	<b>13</b>

2017

Date	Opponent	No	Yds	Avg	Lg	Blkd	TB	FC	50+	i20
Sept 2	ACU									
Sept 9	NMSU									
Sept 14	at BSU									
Sept 23	at Tulsa									
Sept 30	AFA									
Oct 14	at FS									
Oct 20	CSU									
Oct 28	at WYO									
Nov 4	USU									
Nov 11	TA&M									
Nov 17	UNLV									
Nov 24	at SDSU									
<b>TOTAL</b>		<b>0</b>	<b>0</b>	<b>0.0</b>	<b>0</b>	<b>0</b>	<b>0</b>	<b>0</b>	<b>0</b>	<b>0</b>
<b>CAREER</b>		<b>49</b>	<b>2067</b>	<b>42.4</b>	<b>80</b>	<b>0</b>	<b>4</b>	<b>13</b>	<b>12</b>	<b>13</b>

K - #95 Jason Sanders

Date	Opponent	FGM	FGA	LG	XPMXPA	PTS	KO	YDS	AVG	TB	OB
Aug 30	UTEP	0	0	0	0	0	5	325	65.0	3	0
Sept 6	ASU	0	0	0	0	0	4	260	65.0	4	0
Sept 20	at NMSU	0	0	0	0	0	7	414	59.1	4	0
Sept 26	FS	0	0	0	0	0	5	314	62.8	3	0
Oct 4	at UTSA	0	0	0	0	0	4	258	64.5	3	0
Oct 10	SDSU	0	0	0	0	0	3	157	52.3	1	0
Oct 18	at AFA	0	0	0	0	0	6	387	64.5	5	1
Nov 1	at UNLV	0	0	0	0	0	6	367	61.2	2	0
Nov 8	BSU	0	0	0	0	0	8	514	64.2	5	0
Nov 15	at USU	0	0	0	0	0	4	252	63.0	2	0
Nov 22	at CSU	0	0	0	0	0	4	220	55.0	2	0
Nov 29	WYO	0	0	0	0	0	6	383	63.8	3	0
<b>TOTAL</b>		<b>0</b>	<b>0</b>	<b>0</b>	<b>0</b>	<b>0</b>	<b>62</b>	<b>3851</b>	<b>62.1</b>	<b>37</b>	<b>1</b>

2015

Date	Opponent	FGM	FGA	LG	XPMXPA	PTS	KO	YDS	AVG	TB	OB	
Sept 5	MVSU	1	1	28	9	9	12	11	715	65.0	5	0
Sept 12	Tulsa	0	1	0	3	3	3	4	260	65.0	4	0
Sept 18	at ASU	1	2	32	1	1	4	3	195	65.0	2	0
Sept 26	at WYO	1	1	22	5	5	8	7	440	62.9	7	0
Oct 3	NMSU	0	2	0	4	4	4	6	388	64.7	5	0
Oct 10	at UNR	0	0	0	0	0	0	4	260	65.0	3	0
Oct 17	HAW	0	0	0	0	0	0	5	308	61.6	4	0
Oct 24	at SJSU	0	0	0	0	0	0	4	259	64.8	1	0
Nov 7	USU	0	0	0	0	0	0	3	191	63.7	2	0
Nov 14	at BSU	0	0	0	0	0	0	6	385	64.2	3	1
Nov 21	CSU	0	0	0	0	0	0	4	256	64.0	2	0
Nov 28	AFA	0	0	0	0	0	0	9	558	62.0	8	0
Dec. 19	ARIZ	0	0	0	0	0	0	6	388	64.7	4	0
TOTAL		3	7	32	22	22	31	72	4603	63.9	50	1

2016

Date	Opponent	FGM	FGA	LG	XPMXPA	PTS	KO	YDS	AVG	TB	OB	
Sept 1	USD	2	2	27	6	6	12	9	577	64.1	8	0
Sept 10	at NMSU	1	1	41	4	4	7	6	379	63.2	4	0
Sept 17	at RU	0	1	0	4	4	4	4	260	65.0	4	0
Oct 1	SJSU	2	2	45	6	6	12	8	520	65.0	8	0
Oct 7	BSU	0	0	0	3	3	3	4	260	65.0	4	0
Oct 15	vs. AFA	1	1	49	6	6	9	8	516	64.5	7	0
Oct 22	ULM	1	1	36	8	8	11	10	650	65.0	10	0
Oct 29	at UH	0	0	0	4	4	4	5	311	62.2	2	1
Nov 5	NEV	0	0	0	5	5	5	6	390	65.0	5	0
Nov 12	at USU	3	3	40	1	1	10	6	390	65.0	4	0
Nov 19	at CSU	1	1	51	4	4	7	5	295	59.0	4	0
Nov 26	WYO	0	0	0	8	8	8	9	580	64.4	7	0
Dec 17	UTSA	1	1	52	2	3	5	4	253	63.2	2	0
TOTAL		12	13	52	61	62	97	84	5381	64.1	69	1

2017

Date	Opponent	FGM	FGA	LG	XPMXPA	PTS	KO	YDS	AVG	TB	OB	
Sept 2	ACU											
Sept 9	NMSU											
Sept 14	at BSU											
Sept 23	at Tulsa											
Sept 30	AFA											
Oct 14	at FS											
Oct 20	CSU											
Oct 28	at WYO											
Nov 4	USU											
Nov 11	TA&M											
Nov 17	UNLV											
Nov 24	at SDSU											
TOTAL		0	0	0	0	0	0	0	0.0	0	0	
CAREER		15	20	52	83	84	128	218	13,835	63.4	156	3



**Abilene Christian (0-0, 0-0)**

9/2 ..... at New Mexico  
 9/9 ..... at Colorado State  
 9/16 ..... \*Houston Baptist  
 9/23 ..... \*Stephen F. Austin  
 9/30 ..... \*at Incarnate Word  
 10/7 ..... \*McNeese State  
 10/14 ..... \*Nicholls State  
 10/21 ..... \*Southeast Louisiana  
 11/4 ..... \*at Northwestern State  
 11/11 ..... \*Sam Houston State  
 11/18 ..... \*at Central Arkansas

**New Mexico State (0-0, 0-0)**

8/31 ..... at Arizona State  
 9/9 ..... at New Mexico  
 9/16 ..... \*Troy  
 9/23 ..... UTEP  
 9/30 ..... at Arkansas  
 10/7 ..... \*at Appalachian State  
 10/14 ..... \*at Georgia Southern  
 10/28 ..... \*Arkansas State  
 11/4 ..... \*at Texas State  
 11/18 ..... \*at Louisiana-Lafayette  
 11/25 ..... \*Idaho  
 12/2 ..... \*South Alabama

**Boise State (0-0, 0-0)**

9/2 ..... Troy  
 9/9 ..... at Washington State  
 9/14 ..... \*New Mexico  
 9/22 ..... Virginia  
 10/6 ..... at BYU  
 10/14 ..... \*at San Diego State  
 10/21 ..... \*Wyoming  
 10/28 ..... \*at Utah State  
 11/4 ..... \*Nevada  
 11/11 ..... \*at Colorado State  
 11/18 ..... \*Air Force  
 11/25 ..... \*at Fresno State

**Tulsa (0-0, 0-0)**

8/31 ..... at Oklahoma State  
 9/9 ..... Louisiana-Lafayette  
 9/16 ..... at Toledo  
 9/23 ..... New Mexico  
 9/30 ..... \*Navy  
 10/7 ..... \*at Tulane  
 10/14 ..... \*Houston  
 10/21 ..... \*at UConn  
 10/27 ..... \*at SMU  
 11/3 ..... \*Memphis  
 11/16 ..... \*at USF  
 11/25 ..... \*Temple

**Air Force (0-0, 0-0)**

9/2 ..... VMI  
 9/16 ..... at Michigan  
 9/23 ..... \*San Diego State  
 9/30 ..... at New Mexico  
 10/7 ..... at Navy  
 10/14 ..... \*UNLV  
 10/20 ..... \*at Nevada  
 10/28 ..... \*at Colorado State  
 11/4 ..... Army  
 11/11 ..... \*Wyoming  
 11/18 ..... \*at Boise State  
 11/25 ..... \*Utah State

**Fresno State (0-0, 0-0)**

9/2 ..... Incarnate Word  
 9/9 ..... at Alabama  
 9/16 ..... at Washington  
 9/30 ..... \*Nevada  
 10/7 ..... \*at San Jose State  
 10/14 ..... \*New Mexico  
 10/21 ..... \*at San Diego State  
 10/28 ..... \*UNLV  
 11/4 ..... BYU  
 11/11 ..... \*at Hawai'i  
 11/18 ..... \*at Wyoming  
 11/25 ..... \*Boise State

**Colorado State (1-0, 0-0)**

8/26 ..... Oregon State ..... W 58-27  
 9/1 ..... vs. Colorado (Denver, Colo.)  
 9/9 ..... Abilene Christian  
 9/16 ..... at Alabama  
 9/30 ..... \*at Hawai'i  
 10/7 ..... \*at Utah State  
 10/14 ..... \*Nevada  
 10/20 ..... \*at New Mexico  
 10/28 ..... \*Air Force  
 11/4 ..... \*at Wyoming  
 11/11 ..... \*Boise State  
 11/18 ..... \*San Jose State

**Wyoming (0-0, 0-0)**

9/2 ..... at Iowa  
 9/9 ..... Gardner-Webb  
 9/16 ..... at Oregon  
 9/23 ..... \*Hawai'i  
 9/30 ..... Texas State  
 10/14 ..... \*at Utah State  
 10/21 ..... \*at Boise State  
 10/28 ..... \*New Mexico  
 11/4 ..... \*Colorado State  
 11/11 ..... \*at Air Force  
 11/18 ..... \*Fresno State  
 11/25 ..... \*at San Jose State

**Utah State (0-0, 0-0)**

9/1 ..... at Wisconsin  
 9/7 ..... Idaho State  
 9/16 ..... at Wake Forest  
 9/23 ..... \*at San Jose State  
 9/29 ..... BYU  
 10/7 ..... \*Colorado State  
 10/14 ..... \*Wyoming  
 10/21 ..... \*at UNLV  
 10/28 ..... \*Boise State  
 11/4 ..... \*at New Mexico  
 11/18 ..... \*Hawai'i  
 11/25 ..... \*at Air Force

**Texas A&M (0-0, 0-0)**

9/3 ..... at UCLA  
 9/9 ..... Nichols State  
 9/16 ..... Louisiana-Lafayette  
 9/23 ..... \*at Arkansas  
 9/30 ..... \*South Carolina  
 10/7 ..... \*Alabama  
 10/14 ..... \*at Florida  
 10/28 ..... \*Mississippi State  
 11/4 ..... \*Auburn  
 11/11 ..... New Mexico  
 11/18 ..... \*at Mississippi  
 11/25 ..... \*at LSU

**UNLV (0-0, 0-0)**

9/2 ..... Howard  
 9/9 ..... at Idaho  
 9/23 ..... at Ohio State  
 9/30 ..... \*San Jose State  
 10/7 ..... \*San Diego State  
 10/14 ..... \*at Air Force  
 10/21 ..... \*Utah State  
 10/28 ..... \*at Fresno State  
 11/4 ..... \*Hawai'i  
 11/10 ..... BYU  
 11/18 ..... \*at New Mexico  
 11/25 ..... \*at Nevada

**San Diego State (0-0, 0-0)**

9/2 ..... UC Davis  
 9/9 ..... at Arizona State  
 9/16 ..... Stanford  
 9/23 ..... \*at Air Force  
 9/30 ..... Northern Illinois  
 10/7 ..... \*at UNLV  
 10/14 ..... \*Boise State  
 10/21 ..... \*Fresno State  
 10/28 ..... \*at Hawai'i  
 11/4 ..... \*at San Jose State  
 11/18 ..... \*Nevada  
 11/25 ..... \*New Mexico

## THE DAVIE FILE

**Born:** Sept. 30, 1954  
**Birthplace:** Sewickley, Pa.  
**Alma Mater:** Youngstown State, 1977  
**Playing Experience:** Youngstown State, 1975-76  
**Family:** Wife, Joanne; daughter Audra, son, Clay

### Bowl Games Coached:


(corresponding to the season, not the actual year of the bowl game)  
 2015 Gildan New Mexico  
 2000 Fiesta Bowl  
 1998 Gator Bowl  
 1997 Independence Bowl  
 1995 Orange Bowl  
 1994 Fiesta Bowl  
 1993 Cotton Bowl  
 1992 Cotton Bowl  
 1991 Cotton Bowl  
 1990 Holiday Bowl  
 1989 Sun Bowl  
 1987 Cotton Bowl  
 1986 Cotton Bowl  
 1985 Cotton Bowl  
 1982 Cotton Bowl  
 1981 Sugar Bowl  
 1980 Gator Bowl  
 1979 Fiesta Bowl  
 1977 Gator Bowl

### Head Coaching Experience

Year	School	Record	Bowl
2017	New Mexico	0-0	
2016	New Mexico	9-4	Gildan New Mexico Bowl
2015	New Mexico	7-6	Gildan New Mexico Bowl
2014	New Mexico	4-8	-
2013	New Mexico	3-9	-
2012	New Mexico	4-9	-
2001	Notre Dame	5-6	-
2000	Notre Dame	9-3	Fiesta Bowl
1999	Notre Dame	5-7	-
1998	Notre Dame	9-3	Gator Bowl
1997	Notre Dame	7-6	Independence Bowl
Career record: 62-61			

### Assistant Coaching Experience

Year	School	Position
1996	Notre Dame	Defensive Coordinator
1995	Notre Dame	Defensive Coordinator
1994	Notre Dame	Defensive Coordinator
1993	Texas A&M	Defensive Coordinator
1992	Texas A&M	Defensive Coordinator
1991	Texas A&M	Defensive Coordinator
1990	Texas A&M	Defensive Coordinator
1989	Texas A&M	Defensive Coordinator
1988	Texas A&M	Outside Linebackers
1987	Texas A&M	Outside Linebackers
1986	Texas A&M	Outside Linebackers
1985	Texas A&M	Outside Linebackers
1984	Tulane	DC./Asst. Head Coach
1983	Tulane	DC./Asst. Head Coach
1982	Pittsburgh	Linebackers
1981	Pittsburgh	Linebackers
1980	Pittsburgh	Linebackers
1979	Arizona	Linebackers
1978	Arizona	Linebackers
1977	Pittsburgh	Graduate Assistant



Bob Davie completed his fifth season at The University of New Mexico, where he has led the program to back-to-back bowls, a 2016 Gildan New Mexico Bowl win and tremendous national respect. The Lobos under Davie have now won 11 of their last 14 regular season home games and have set a school record with 11 conference wins over the last two seasons. Last year UNM qualified for the 2015 Gildan New Mexico Bowl, the first bowl game for the Lobos since 2007.

Davie's 26 wins in his first five seasons already has him seventh on the career wins list at UNM, and he has helped the program achieve levels not seen in Albuquerque for many years. Yet it's how he has been able to do it that is what has Lobo fans excited for the program.

Davie has completely flipped and turned his rosters over, combining an energetic mix of talent from Texas and California while averaging nearly 25 native New Mexican players per season on the roster, with many of those major contributors.

After a big season in 2015 which saw UNM go 7-5 and tie for second place in the Mountain Division of the Mountain West, his team not only met that mark but surpassed it in 2016 as New Mexico went 8-4 overall and 6-2 in the Mountain Division, tying for first place and delivering UNM's first division title since 1997. The Lobos defeated four 2016 bowl teams in Air Force (45-40), Hawai'i (28-21), Wyoming (56-35) and UTSA (23-20), giving the program seven wins over bowl teams in the last two years after going seven straight seasons without a win over a bowl team. The 2016 Lobos feature the nation's best rushing attack, as UNM leads the nation in rushing yards, yards per game, yards per rush, and runs of 10, 20, 30, 40, 50, 60 and 70 yards. The 2016 squad has also set school records for total points scored, points per game, and total offense, nearly hitting the 6,000-yard mark.

The Lobos also tied for the most conference wins in a single season, going 6-2, a mark that was also accomplished in 1982 and 1997. In addition, the Lobos have excelled on national television, winning four games on ESPN's various networks, including a pair of games in November on ESPN2 with a 24-21 win at Utah State and 56-35 over Wyoming, a game in which UNM totaled 690 yards of total offense and 568 yards on the ground.

Defensively, UNM showed vast improvement in its rushing defense, going from 98th nationally to top 40. Dakota Cox led the team in tackles, marking the first time that a Lobo has ever led the team in tackles four straight seasons. Once again, New Mexico got three defensive scores, making UNM one of eight teams in the last two years to register three defensive touchdowns in 2015 and 2016. UNM's defense also had a stretch in 2016 where it allowed 350 yards or less in three straight game, the first time since 2007 it accomplished that feat. The Lobos had eight players earn All-MW honors, including four on the second team.

Last season was the start of UNM's resurgence under Davie, going 7-5 in the regular season and 5-3 in the Mountain West, good for second place in the Mountain West's Mountain Division and a berth in the 2015 Gildan New Mexico Bowl, which UNM fought down to the wire in a 45-37 loss to Arizona. UNM picked up four All-Mountain West honors, including a Second Team selection as a returner for Carlos Wiggins. The Lobos also picked up 19 Mountain West All-Academic honors, the second-highest total in program history.

An overall hallmark of the program under Davie has been special teams, as UNM's nine touchdowns on kickoff returns over his first five seasons are tied with Kansas State for the most in the FBS over that time frame.

And the success and improvement isn't just on the field ... it's off it. Under Davie, the Lobos have picked up 69 Mountain West All-Academic selections, including a program record 20 in 2014, and 19 in 2015, the second-best total for football in school history. UNM also had five Mountain West Scholar-Athletes in 2013, the second-best total among the MW's 12 football programs. In 2016, Garrett Adcock was UNM's first CoSIDA Academic All-American in eight years, earning first team honors.

Over his time, the Lobos have posted the second-highest single semester GPA in program history (Spring of 2016) and two of the top three Fall semester GPAs in program history (Fall of 2013 and Fall of 2015).

## UNDER DAVIE...

### NEW MEXICO RECORD WHEN ..... 2012 .. 2013 .. 2014 .. 2015 .. 2016 ... 2017 ... OVERALL

Lobos lead after 1st quarter .....	4-3	3-2	3-2	4-2	7-2	0-0	21-11
Lobos trail after 1st quarter .....	0-5	0-7	0-4	2-2	1-2	0-0	3-20
Score tied after 1st quarter .....	0-1	0-0	1-2	1-2	1-0	0-0	3-5
Lobos lead after halftime .....	4-1	2-1	3-2	5-0	6-1	0-0	20-5
Lobos trail after halftime .....	0-8	0-7	1-5	2-6	1-3	0-0	4-29
Score tied after halftime .....	0-0	1-1	0-1	0-0	2-0	0-0	3-2
Lobos lead after 3rd quarter .....	4-0	2-0	2-1	5-1	8-1	0-0	21-3
Lobos trail after 3rd quarter .....	0-9	1-8	2-7	1-5	0-3	0-0	4-32
Score tied after 3rd quarter .....	0-0	0-1	0-0	1-0	1-0	0-0	2-1

### SCHEDULE BREAKDOWN ..... 2012 .. 2013 .. 2014 .. 2015 .. 2016 ... 2017 ... OVERALL

Overall .....	4-9	3-9	4-8	7-6	9-4	0-0	27-36
August .....	0-0	0-1	0-1	0-0	0-0	0-0	0-2
September .....	2-3	2-2	1-2	2-2	1-2	0-0	8-11
October .....	2-2	0-2	1-2	2-2	4-1	0-0	9-9
November .....	0-4	1-4	2-3	3-1	3-1	0-0	9-13
December .....	0-0	0-0	0-0	0-1	1-0	0-0	1-1

### CONFERENCE GAMES ..... 2012 .. 2013 .. 2014 .. 2015 .. 2016 ... 2017 ... OVERALL

Home .....	0-4	1-3	1-3	3-1	3-1	0-0	8-12
Road .....	1-3	0-4	1-3	2-2	2-1	0-0	6-13
Neutral .....	0-0	0-0	0-0	0-0	1-0	0-0	1-0

### NON-CONFERENCE GAMES ..... 2012 .. 2013 .. 2014 .. 2015 .. 2016 ... 2017 ... OVERALL

Home .....	2-0	1-1	0-2	2-2	3-0	0-0	8-5
Road .....	1-2	1-1	2-0	0-1	0-2	0-0	4-6

### MISCELLANEOUS ..... 2012 .. 2013 .. 2014 .. 2015 .. 2016 ... 2017 ... OVERALL

Games Decided by a TD or less (8 pts) .....	0-5	2-3	3-3	3-2	5-1	0-0	13-14
Games Decided by a FG or less (3 pts) .....	0-1	0-0	2-0	2-0	2-1	0-0	6-2
Games Played on Grass .....	1-0	0-1	0-0	0-1	1-0	0-0	2-2
Games Played on Turf .....	3-9	3-8	4-8	7-5	8-4	0-0	25-34
Day Games (start before 6 pm) .....	2-7	1-6	3-5	4-4	3-2	0-0	13-24
Night Games (start 6 pm or later) .....	2-2	2-4	1-3	3-2	6-2	0-0	14-14
vs. Ranked .....	0-2	0-0	0-2	0-0	0-1	0-0	0-5
Overtime .....	0-0	1-0	0-0	0-0	0-0	0-0	1-0

## New Mexico Inside Opponent Red-Zone

Date	Opponent	Score	Times	Times	Total	Rush		Pass	FGs	Failed to score inside RZ					
			In RZ	Scored	Pts	TDs	TDs	TDs	Made	FGA	Down	Int	Fumb	Half	Game
Sep 01, 2016	SOUTH DAKOTA	W 48-21	5	4	20	2	2	0	2	0	0	0	1	0	0
Sep 10, 2016	at New Mexico State	L 31-32	4	4	24	3	3	0	1	0	0	0	0	0	0
Sep 17, 2016	at Rutgers	L 28-37	3	1	7	1	1	0	0	1	1	0	0	0	0
Oct 01, 2016	SAN JOSE STATE	W 48-41	5	5	31	4	4	0	1	0	0	0	0	0	0
Oct 07, 2016	BOISE STATE	L 21-49	2	2	14	2	1	1	0	0	0	0	0	0	0
Oct 15, 2016	vs Air Force	W 45-40	4	4	28	4	3	1	0	0	0	0	0	0	0
Oct 22, 2016	ULM	W 59-17	5	5	31	4	3	1	1	0	0	0	0	0	0
Oct 29, 2016	at Hawai'i	W 28-21	2	2	14	2	2	0	0	0	0	0	0	0	0
Nov 05, 2016	NEVADA	W 35-26	4	3	21	3	3	0	0	0	0	1	0	0	0
Nov 12, 2016	at Utah State	W 24-21	5	4	21	2	2	0	2	0	1	0	0	0	0
Nov 19, 2016	at Colorado State	L 31-49	2	2	14	2	1	1	0	0	0	0	0	0	0
Nov 26, 2016	WYOMING	W 56-35	3	3	21	3	3	0	0	0	0	0	0	0	0
Dec 17, 2016	UTSA	W 23-20	3	3	20	3	3	0	0	0	0	0	0	0	0
Totals			47	42	266	35	31	4	7	1	2	1	1	0	0
42 of 47 (89.4%)															

## Opponents Inside New Mexico Red-Zone

Date	Opponent	Score	Times	Times	Total	Rush		Pass	FGs	Failed to score inside RZ					
			In RZ	Scored	Pts	TDs	TDs	TDs	Made	FGA	Down	Int	Fumb	Half	Game
Sep 01, 2016	SOUTH DAKOTA	W 48-21	0	0	0	0	0	0	0	0	0	0	0	0	0
Sep 10, 2016	at New Mexico State	L 31-32	5	5	26	3	1	2	2	0	0	0	0	0	0
Sep 17, 2016	at Rutgers	L 28-37	2	2	6	0	0	0	2	0	0	0	0	0	0
Oct 01, 2016	SAN JOSE STATE	W 48-41	3	2	14	2	1	1	0	1	0	0	0	0	0
Oct 07, 2016	BOISE STATE	L 21-49	4	4	28	4	2	2	0	0	0	0	0	0	0
Oct 15, 2016	vs Air Force	W 45-40	4	4	23	3	2	1	1	0	0	0	0	0	0
Oct 22, 2016	ULM	W 59-17	2	2	10	1	1	0	1	0	0	0	0	0	0
Oct 29, 2016	at Hawai'i	W 28-21	4	3	21	3	3	0	0	0	1	0	0	0	0
Nov 05, 2016	NEVADA	W 35-26	3	3	20	3	1	2	0	0	0	0	0	0	0
Nov 12, 2016	at Utah State	W 24-21	4	2	14	2	2	0	0	0	1	0	0	1	0
Nov 19, 2016	at Colorado State	L 31-49	4	4	28	4	3	1	0	0	0	0	0	0	0
Nov 26, 2016	WYOMING	W 56-35	6	5	35	5	5	0	0	0	1	0	0	0	0
Dec 17, 2016	UTSA	W 23-20	4	4	20	2	0	2	2	0	0	0	0	0	0
Totals			45	40	245	32	21	11	8	1	3	0	0	1	0
40 of 45 (88.9%)															

## 2016 STARTING LINEUPS

## OFFENSE

OPPONENT	QB	WR	WR	WR/RB	RB	TE/WR/RB	LT	LG	C	RG	RT
USD	Apodaca	Reed	Quarells	Owens	Gipson	Gautsche	Henderson	Lewis	Fountain	Grammel	Jenkins
at NMSU	Apodaca	Reed	Quarells	Owens	Gipson	Gautsche	Henderson	Lewis	Fountain	Jenkins	Adcock
at RU	Apodaca	Reed	Quarells	Gamblin	Owens	Gautsche	Henderson	Lewis	Fountain	Jenkins	Adcock
SJSU	L. Jordan	Reed	Gamblin	Owens	Gipson	Walsh	Henderson	Grammel	Fountain	Jenkins	Adcock
BSU	L. Jordan	Reed	Gamblin	Owens	Gipson	Quarells	Henderson	Grammel	Fountain	Jenkins	Adcock
vs. AFA	L. Jordan	Reed	Gamblin	Owens	Gipson	Gautsche	Henderson	Lewis	Fountain	Jenkins	A. Jordan
ULM	L. Jordan	Reed	Gamblin	Owens	Gipson	Gautsche	Henderson	Lewis	Fountain	Jenkins	A. Jordan
at UH	L. Jordan	Reed	Quarells	Gamblin	Gipson	Gautsche	Henderson	Lewis	Fountain	Jenkins	A. Jordan
NEV	L. Jordan	Reed	Quarells	McQuarley	Gipson	Owens	Henderson	Grammel	Fountain	Jenkins	A. Jordan
at USU	L. Jordan	Reed	Quarells	McQuarley	Gipson	Owens	Henderson	Grammel	Fountain	Jenkins	A. Jordan
at CSU	Apodaca	Reed	Quarells	Owens	Gipson	Gautsche	Henderson	Grammel	Fountain	Jenkins	A. Jordan
WYO	L. Jordan	Reed	Quarells	McQuarley	Gipson	Gautsche	Henderson	Lewis	Fountain	Grammel	Jenkins

## DEFENSE

OPPONENT	DE	NT	RE	RUSH	MLB	WLB	LCB	SS	FS	RCB	NICK
USD	D'Avanzo	Udeh	Hughes	White	Cox	Carson	Brown	Santos	Henry	Martin	Crosby
at NMSU	D'Avanzo	Udeh	Hughes	White	Cox	Carson	Brown	Santos	Henry	Martin	Crosby
at RU	D'Avanzo	Udeh	Hughes	White	Hart	Carson	Brown	Santos	Henry	Martin	Crosby
SJSU	D'Avanzo	Udeh	Hughes	White	Cox	Carson	Brown	Santos	Henry	Martin	Crosby
BSU	D'Avanzo	Udeh	Hughes	White	Cox	Carson	Brown	Santos	Henry	Martin	Crosby
vs. AFA	D'Avanzo	Udeh	Hughes	Daniels	Cox	Carson	Boatright	Santos	Henry	Martin	J. Rothschiller
ULM	D'Avanzo	Udeh	Hughes	Daniels	Cox	Carson	Boatright	Girgle	Henry	Martin	J. Rothschiller
at UH	D'Avanzo	Udeh	Hughes	White	Cox	Ocasio	Boatright	Santos	Henry	Martin	J. Rothschiller
NEV	D'Avanzo	Udeh	Baker	White	Cox	Carson	Boatright	Santos	Henry	Martin	J. Rothschiller
at USU	D'Avanzo	Udeh	Hughes	Daniels	Cox	Carson	Brown	Santos	Henry	Martin	J. Rothschiller
at CSU	D'Avanzo	Udeh	Hughes	White	Cox	Carson	Brown	Santos	Henry	Martin	J. Rothschiller
WYO	D'Avanzo	Hughes	Baker	White	Cox	Carson	Boatright	Santos	Henry	Martin	Crosby

Date	Opponent	Score	Overall	Conference	Time	Attend
Sep 01, 2016	SOUTH DAKOTA	W 48-21	1-0	0-0	2:56	20221
Sep 10, 2016	at New Mexico State	L 31-32	1-1	0-0	3:24	17852
Sep 17, 2016	at Rutgers	L 28-37	1-2	0-0	3:36	39680
* Oct 01, 2016	SAN JOSE STATE	W 48-41	2-2	1-0	3:17	19852
* Oct 07, 2016	#19 BOISE STATE	L 21-49	2-3	1-1	3:32	20090
* Oct 15, 2016	vs Air Force	W 45-40	3-3	2-1	3:44	18756
Oct 22, 2016	ULM	W 59-17	4-3	2-1	3:10	18099
* Oct 29, 2016	at Hawai'i	W 28-21	5-3	3-1	3:09	23964
* Nov 05, 2016	NEVADA	W 35-26	6-3	4-1	2:55	17290
* Nov 12, 2016	at Utah State	W 24-21	7-3	5-1	3:22	15212
* Nov 19, 2016	at Colorado State	L 31-49	7-4	5-2	3:27	29133
* Nov 26, 2016	WYOMING	W 56-35	8-4	6-2	3:23	16698
Dec 17, 2016	UTSA	W 23-20	9-4	6-2	3:15	29688

**Team Statistics**
**NM**
**OPP**

SCORING	477	409
Points Per Game	36.7	31.5
Points Off Turnovers	55	58
FIRST DOWNS	271	254
Rushing	200	107
Passing	60	121
Penalty	11	26
RUSHING YARDAGE	4550	2242
Yards gained rushing	4794	2531
Yards lost rushing	244	289
Rushing Attempts	688	471
Average Per Rush	6.6	4.8
Average Per Game	350.0	172.5
TDs Rushing	48	29
PASSING YARDAGE	1389	2890
Comp-Att-Int	96-179-6	201-345-8
Average Per Pass	7.8	8.4
Average Per Catch	14.5	14.4
Average Per Game	106.8	222.3
TDs Passing	11	24
TOTAL OFFENSE	5939	5132
Total Plays	867	816
Average Per Play	6.9	6.3
Average Per Game	456.8	394.8
KICK RETURNS: #-Yards	38-864	13-307
PUNT RETURNS: #-Yards	22-150	24-204
INT RETURNS: #-Yards	8-86	6-16
KICK RETURN AVERAGE	22.7	23.6
PUNT RETURN AVERAGE	6.8	8.5
INT RETURN AVERAGE	10.8	2.7
FUMBLES-LOST	17-8	12-5
PENALTIES-Yards	82-737	61-544
Average Per Game	56.7	41.8
PUNTS-Yards	54-2239	59-2636
Average Per Punt	41.5	44.7
Net punt average	35.8	40.8
KICKOFFS-Yards	84-5381	75-4447
Average Per Kick	64.1	59.3
Net kick average	39.9	36.8
TIME OF POSSESSION/Game	33:55	26:05
3RD-DOWN Conversions	79/172	63/159
3rd-Down Pct	46%	40%
4TH-DOWN Conversions	16/22	9/16
4th-Down Pct	73%	56%
SACKS BY-Yards	27-169	12-71
MISC YARDS	0	0
TOUCHDOWNS SCORED	63	54
FIELD GOALS-ATTEMPTS	12-13	12-14
ON-SIDE KICKS	0-2	0-2
RED-ZONE SCORES	(42-47) 89%	(40-45) 89%
RED-ZONE TOUCHDOWNS	(35-47) 74%	(32-45) 71%
PAT-ATTEMPTS	(61-62) 98%	(49-52) 94%
ATTENDANCE	141938	125841
Games/Avg Per Game	7/20277	5/25168
Neutral Site Games		1/18756

Score by Quarters	1st	2nd	3rd	4th	OT	Total
New Mexico	168	102	106	101	0	477
Opponents	92	140	73	104	0	409

Rushing	gp	att	gain	loss	net	avg	td	lg	avg/g
GIPSON, Teriyon	11	145	1283	14	1269	8.8	13	84	115.4
OWENS, Tyrone	12	137	1109	12	1097	8.0	7	83	91.4
JORDAN, Lamar	12	114	849	110	739	6.5	3	53	61.6
McQUARLEY, Richard	13	143	671	15	656	4.6	18	53	50.5
CHESTNUT, Daryl	13	57	270	15	255	4.5	2	23	19.6
WOODHOUSE, Diquon	12	27	235	3	232	8.6	2	60	19.3
APODACA, Austin	10	31	233	52	181	5.8	2	29	18.1
LAWSON, JuJuan	3	12	68	1	67	5.6	1	16	22.3
JONES, Jahvon	4	6	38	1	37	6.2	0	11	9.2
GAMBLIN, Dameon	13	6	27	7	20	3.3	0	14	1.5
DRENNAN, Q'	13	1	10	0	10	10.0	0	10	0.8
HARRIS, Emmanuel	13	1	1	0	1	1.0	0	1	0.1
TEAM	13	8	0	14	-14	-1.8	0	0	-1.1
Total	13	688	4794	244	4550	6.6	48	84	350.0
Opponents	13	471	2531	289	2242	4.8	29	80	172.5

Passing	gp	effic	comp-att-int	pct	yds	td	lg	avg/g
APODACA, Austin	10	122.89	53-98-2	54.1	654	5	62	65.4
JORDAN, Lamar	12	145.34	40-75-4	53.3	681	6	49	56.8
LAWSON, JuJuan	3	150.72	3-5-0	60.0	54	0	26	18.0
TEAM	13	0.00	0-1-0	0.0	0	0	0	0.0
Total	13	132.39	96-179-6	53.6	1389	11	62	106.8
Opponents	13	146.94	201-345-8	58.3	2890	24	75	222.3

Receiving	gp	no.	yds	avg	td	lg	avg/g
GAMBLIN, Dameon	13	23	254	11.0	3	34	19.5
REED, Patrick	13	14	237	16.9	1	45	18.2
DRENNAN, Q'	13	11	284	25.8	3	49	21.8
QUARELLS, Matt	13	11	180	16.4	1	62	13.8
GIPSON, Teriyon	11	9	80	8.9	1	18	7.3
OWENS, Tyrone	12	7	54	7.7	0	23	4.5
HARRIS, Emmanuel	13	6	82	13.7	1	44	6.3
McQUARLEY, Richard	13	5	94	18.8	0	30	7.2
DAVIS, Chris	13	4	53	13.2	0	26	4.1
SOMOYE, Anu	13	2	37	18.5	1	25	2.8
GAUTSCHE, Cole	12	2	14	7.0	0	8	1.2
CHESTNUT, Daryl	13	1	14	14.0	0	14	1.1
WALSH, Michael	12	1	6	6.0	0	6	0.5
Total	13	96	1389	14.5	11	62	106.8
Opponents	13	201	2890	14.4	24	75	222.3

Punt Returns	no.	yds	avg	td	lg
DAVIS, Chris	22	150	6.8	0	34
Total	22	150	6.8	0	34
Opponents	24	204	8.5	1	69

Interceptions	no.	yds	avg	td	lg
OCASIO, Austin	2	40	20.0	1	37
SANTOS, Ryan	2	6	3.0	0	6
COX, Dakota	1	0	0.0	0	0
BOATRIGHT, Jadon	1	40	40.0	1	40
ROTHSCHILLER, Jake	1	0	0.0	0	0
CROSBY, Lee	1	0	0.0	0	0
Total	8	86	10.8	2	40
Opponents	6	16	2.7	0	8

Kick Returns	no.	yds	avg	td	lg
LILLY, Elijah	19	521	27.4	1	93
CHESTNUT, Daryl	8	157	19.6	0	32
GIPSON, Teriyon	5	127	25.4	0	56
HARRIS, Emmanuel	2	32	16.0	0	16
McQUARLEY, Richard	2	7	3.5	0	9
SOMOYE, Anu	1	3	3.0	0	3
QUARELLS, Matt	1	17	17.0	0	17
Total	38	864	22.7	1	93
Opponents	13	307	23.6	0	38

Fumble Returns	no.	yds	avg	td	lg
CROSBY, Lee	1	46	46.0	1	46
Total	1	46	46.0	1	46
Opponents	3	19	6.3	0	13



Scoring	td	fg	PAT				dxp	saf	pts
			kick	rush	rcv	pass			
McQUARLEY, Richard	18	-	-	1-1	-	-	-	-	110
SANDERS, Jason	-	12-13	61-62	-	-	-	-	-	97
GIPSON, Teriyon	14	-	-	-	-	-	-	-	84
OWENS, Tyrone	7	-	-	-	-	-	-	-	42
GAMBLIN, Dameon	3	-	-	-	-	-	-	-	18
DRENNAN, Q'	3	-	-	-	-	-	-	-	18
JORDAN, Lamar	3	-	-	-	-	-	-	-	18
CHESTNUT, Daryl	2	-	-	-	-	-	-	-	12
WOODHOUSE, Diquon	2	-	-	-	-	-	-	-	12
APODACA, Austin	2	-	-	-	-	-	-	-	12
LILLY, Elijah	1	-	-	-	-	-	-	-	6
LAWSON, JuJuan	1	-	-	-	-	-	-	-	6
REED, Patrick	1	-	-	-	-	-	-	-	6
BOATRIGHT, Jadon	1	-	-	-	-	-	-	-	6
OCASIO, Austin	1	-	-	-	-	-	-	-	6
QUARELLS, Matt	1	-	-	-	-	-	-	-	6
SOMOYE, Anu	1	-	-	-	-	-	-	-	6
HARRIS, Emmanuel	1	-	-	-	-	-	-	-	6
CROSBY, Lee	1	-	-	-	-	-	-	-	6
Total	63	12-13	61-62	1-1	-	-	-	-	477
Opponents	54	12-14	49-52	-	-	0-2	-	-	409

Total Offense	g	plays	rush	pass	total	avg/g
JORDAN, Lamar	12	189	739	681	1420	118.3
GIPSON, Teriyon	11	145	1269	0	1269	115.4
OWENS, Tyrone	12	137	1097	0	1097	91.4
APODACA, Austin	10	129	181	654	835	83.5
McQUARLEY, Richard	13	143	656	0	656	50.5
CHESTNUT, Daryl	13	57	255	0	255	19.6
WOODHOUSE, Diquon	12	27	232	0	232	19.3
LAWSON, JuJuan	3	17	67	54	121	40.3
JONES, Jahvon	4	6	37	0	37	9.2
GAMBLIN, Dameon	13	6	20	0	20	1.5
DRENNAN, Q'	13	1	10	0	10	0.8
HARRIS, Emmanuel	13	1	1	0	1	0.1
TEAM	13	9	-14	0	-14	-1.1
Total	13	867	4550	1389	5939	456.8
Opponents	13	816	2242	2890	5132	394.8

Field Goals	fg	pct.	01-19	20-29	30-39	40-49	50-99	lg	blk
SANDERS, Jason	12-13	92.3	0-0	2-2	4-5	4-4	2-2	52	0

FG Sequence	New Mexico	Opponents
South Dakota	(27),(22)	-
New Mexico State	(41)	(45),(41),(37),(30)
Rutgers	32	(41),(33),(28)
San Jose State	(45),(35)	29
Boise State	-	-
Air Force	(49)	(48),(37)
ULM	(36)	(33)
Hawai'i	-	-
Nevada	-	47
Utah State	(36),(37),(40)	-
Colorado State	(51)	-
Wyoming	-	-
UTSA	(52)	(27),(28)

Punting	no.	yds	avg	lg	tb	fc	i20	50+	blk
BOJORQUEZ, Corey	49	2067	42.2	80	4	13	13	12	0
GENTRY, Sam	5	172	34.4	43	1	1	0	0	0
Total	54	2239	41.5	80	5	14	13	12	0
Opponents	59	2636	44.7	66	4	17	20	20	0

Kickoffs	no.	yds	avg	tb	ob	retn	net	ydln
SANDERS, Jason	84	5381	64.1	69	1			
Total	84	5381	64.1	69	1	23.6	39.9	25
Opponents	75	4447	59.3	33	2	22.7	36.8	28

Numbers in (parentheses) indicate field goal was made.

All Purpose	g	rush	rcv	pr	kr	ir	total	avg/g
GIPSON, Teriyo	11	1269	80	0	127	0	1476	134.2
OWENS, Tyrone	12	1097	54	0	0	0	1151	95.9
McQUARLEY, R	13	656	94	0	7	0	757	58.2
JORDAN, Lamar	12	739	0	0	0	0	739	61.6
LILLY, Elijah	9	0	0	0	521	0	521	57.9
CHESTNUT, Da	13	255	14	0	157	0	426	32.8
DRENNAN, Q'	13	10	284	0	0	0	294	22.6
GAMBLIN, Dam	13	20	254	0	0	0	274	21.1
REED, Patrick	13	0	237	0	0	0	237	18.2
WOODHOUSE,	12	232	0	0	0	0	232	19.3
DAVIS, Chris	13	0	53	150	0	0	203	15.6
QUARELLS, Ma	13	0	180	0	17	0	197	15.2
APODACA, Aust	10	181	0	0	0	0	181	18.1
HARRIS, Emma	13	1	82	0	32	0	115	8.8
LAWSON, JuJu	3	67	0	0	0	0	67	22.3
BOATRIGHT, Ja	9	0	0	0	0	40	40	4.4
SOMOYE, Anu	13	0	37	0	3	0	40	3.1
OCASIO, Austin	13	0	0	0	0	40	40	3.1
JONES, Jahvon	4	37	0	0	0	0	37	9.2
GAUTSCHE, Co	12	0	14	0	0	0	14	1.2
WALSH, Michae	12	0	6	0	0	0	6	0.5
SANTOS, Ryan	12	0	0	0	0	6	6	0.5
TEAM	13	-14	0	0	0	0	-14	-1.1
Total	13	4550	1389	150	864	86	7039	541.5
Opponents	13	2242	2890	204	307	16	5659	435.3

#	Defensive Leaders	gp	Tackles				Sacks no-yds	Pass defense			Fumbles		blkd	
			ua	a	tot	tfl/yds		int-yds	brup	qbh	rcv-yds	ff	kick	saf
49	COX, Dakota	12	51	40	91	6.5-25	2.0-14	1-0	2	.	.	1	.	.
1H	HENRY, Daniel	13	42	23	65	2.5-6	.	.	6	.	.	2	.	.
91	D'AVANZO, Nik	13	32	29	61	9.0-47	5.0-35	.	1	3	1-0	.	1	.
2C	CARSON, Kimmie	12	26	32	58	7.5-24	1.0-4	.	2	2	.	.	.	.
1S	SANTOS, Ryan	12	32	23	55	1.5-2	.	2-6	2	2	.	.	1	.
3M	MARTIN, Nias	13	42	9	51	3.5-5	.	.	11	.	.	.	.	.
54	WHITE, Donnie	13	20	26	46	5.5-29	3.5-23	.	2	2	.	.	.	.
5C	CROSBY, Lee	13	21	12	33	1.0-2	.	1-0	3	.	1-46	.	.	.
58	DANIELS, Maurice	13	21	10	31	6.5-34	4.5-28	.	2	5	.	.	.	.
47	OCASIO, Austin	13	18	13	31	3.0-4	.	2-40	1	.	.	.	.	.
95	HUGHES, Garrett	13	12	16	28	7.5-45	6.5-43	.	.	1	.	.	.	.
11	BOATRIGT, Jadon	9	22	5	27	0.5-1	.	1-40	2	.	.	.	.	.
2R	ROTHSCHILLER, Jake	13	17	10	27	2.0-6	.	1-0	2	.	.	.	.	.
3H	HART, Alex	13	17	9	26	4.0-8	1.0-1	.	1	.	1-0	1	.	.
98	OKONKWO, Kene	13	6	17	23	0.5-2	0.5-2	.	.	.	.	.	.	.
1G	GIRGLE, Jacob	13	12	7	19	1.0-2	.	.	.	.	.	.	.	.
53	BAKER, Cody	13	3	13	16	1.0-2	.	.	1	.	.	.	.	.
4	BROWN, Isaiah	10	11	1	12	1.0-4	.	.	4	.	.	.	.	.
92	UDEH, William	12	5	7	12	1.5-2	1.0-1	.	.	.	.	.	.	.
9B	BARNWELL Jr.,Stanle	13	8	2	10	1.0-1	.	.	1	.	.	.	.	.
96	WILLIAMS, Johnny	12	7	2	9	3.0-4	.	.	.	.	.	.	.	.
27	PARKER, Bijon	13	5	1	6	.	.	.	.	.	1-0	.	.	.
99	TIMMONS, Taylor	13	1	4	5	1.0-4	0.5-3	.	.	.	.	.	.	.
6	WOODHOUSE, Diquo	12	4	.	4	.	.	.	.	.	.	.	.	.
26	MACKEY, Marquez	6	3	1	4	.	.	.	.	.	.	.	.	.
1R	RUSSO, John	7	2	1	3	.	.	.	.	.	.	.	.	.
9S	SANDERS, Jason	13	2	1	3	.	.	.	.	.	.	.	.	.
87	SOMOYE, Anu	13	1	2	3	.	.	.	.	.	.	.	.	.
57	POWELL, Everett	13	1	1	2	0.5-1	0.5-1	.	.	2	.	.	.	.
50	LEWIS, Chris	12	1	.	1	.	.	.	.	.	.	.	.	.
90	SIMMONS, Ewing	3	1	.	1	1.0-1	.	.	.	.	.	.	.	.
30	BOJORQUEZ, Corey	13	1	.	1	.	.	.	.	.	.	.	.	.
46	WALSH, Michael	12	.	1	1	.	.	.	.	.	.	.	.	.
8	GAUTSCHE, Cole	12	1	.	1	.	.	.	.	.	.	.	.	.
15	HARRIS, Emmanuel	13	.	1	1	.	.	.	.	.	.	.	.	.
19	QUARELLS, Matt	13	1	.	1	.	.	.	.	.	.	.	.	.
5	REED, Patrick	13	1	.	1	.	.	.	.	.	.	.	.	.
7M	MANLY, Blair	3	.	1	1	.	.	.	.	.	.	.	.	.
9	DRENNAN, Q'	13	1	.	1	.	.	.	.	.	.	.	.	.
45	TOHI, Evahelotu	1	1	.	1	.	.	.	.	.	.	.	.	.
TM	TEAM	13	1	.	1	1.0-14	1.0-14	.	.	.	.	.	.	.
97	ROMERO, Steven	13	.	.	.	.	.	.	.	.	1-0	.	.	.
Total		13	453	320	773	73-275	27-169	8-86	43	17	5-46	4	2	.
Opponents		13	522	424	946	66-204	12-71	6-16	27	14	8-19	10	1	.

**SEASON**
**CAREER**

Rushing	gp	att	gain	loss	net	avg	td	lg	avg/g
GIPSON, Teriyon	11	145	1283	14	1269	8.8	13	84	115.4
OWENS, Tyrone	12	137	1109	12	1097	8.0	7	83	91.4
JORDAN, Lamar	12	114	849	110	739	6.5	3	53	61.6
McQUARLEY, Richard	13	143	671	15	656	4.6	18	53	50.5
CHESTNUT, Daryl	13	57	270	15	255	4.5	2	23	19.6
WOODHOUSE, Diquon	12	27	235	3	232	8.6	2	60	19.3
APODACA, Austin	10	31	233	52	181	5.8	2	29	18.1
LAWSON, JuJuan	3	12	68	1	67	5.6	1	16	22.3
JONES, Jahvon	4	6	38	1	37	6.2	0	11	9.2
GAMBLIN, Dameon	13	6	27	7	20	3.3	0	14	1.5
DRENNAN, Q'	13	1	10	0	10	10.0	0	10	0.8
HARRIS, Emmanuel	13	1	1	0	1	1.0	0	1	0.1
TEAM	13	8	0	14	-14	-1.8	0	0	-1.1
Total	13	688	4794	244	4550	6.6	48	84	350.0
Opponents	13	471	2531	289	2242	4.8	29	80	172.5

Passing	gp	effic	comp-att-int	pct	yds	td	lg	avg/g
APODACA, Austin	10	122.89	53-98-2	54.1	654	5	62	65.4
JORDAN, Lamar	12	145.34	40-75-4	53.3	681	6	49	56.8
LAWSON, JuJuan	3	150.72	3-5-0	60.0	54	0	26	18.0
TEAM	13	0.00	0-1-0	0.0	0	0	0	0.0
Total	13	132.39	96-179-6	53.6	1389	11	62	106.8
Opponents	13	146.94	201-345-8	58.3	2890	24	75	222.3

Receiving	gp	no.	yds	avg	td	lg	avg/g
GAMBLIN, Dameon	13	23	254	11.0	3	34	19.5
REED, Patrick	13	14	237	16.9	1	45	18.2
DRENNAN, Q'	13	11	284	25.8	3	49	21.8
QUARELLS, Matt	13	11	180	16.4	1	62	13.8
GIPSON, Teriyon	11	9	80	8.9	1	18	7.3
OWENS, Tyrone	12	7	54	7.7	0	23	4.5
HARRIS, Emmanuel	13	6	82	13.7	1	44	6.3
McQUARLEY, Richard	13	5	94	18.8	0	30	7.2
DAVIS, Chris	13	4	53	13.2	0	26	4.1
SOMOYE, Anu	13	2	37	18.5	1	25	2.8
GAUTSCHE, Cole	12	2	14	7.0	0	8	1.2
CHESTNUT, Daryl	13	1	14	14.0	0	14	1.1
WALSH, Michael	12	1	6	6.0	0	6	0.5
Total	13	96	1389	14.5	11	62	106.8
Opponents	13	91	2890	14.4	24	75	222.3

Total Offense	g	plays	rush	pass	total	avg/g
JORDAN, Lamar	12	189	739	681	1420	118.3
GIPSON, Teriyon	11	145	1269	0	1269	115.4
OWENS, Tyrone	12	137	1097	0	1097	91.4
APODACA, Austin	10	129	181	654	835	83.5
McQUARLEY, Richard	13	143	656	0	656	50.5
CHESTNUT, Daryl	13	57	255	0	255	19.6
WOODHOUSE, Diquon	12	27	232	0	232	19.3
LAWSON, JuJuan	3	17	67	54	121	40.3
JONES, Jahvon	4	6	37	0	37	9.2
GAMBLIN, Dameon	13	6	20	0	20	1.5
DRENNAN, Q'	13	1	10	0	10	0.8
HARRIS, Emmanuel	13	1	1	0	1	0.1
TEAM	13	9	-14	0	-14	-1.1
Total	13	867	4550	1389	5939	456.8
Opponents	13	816	2242	2890	5132	394.8

	gp	att	gain	loss	net	avg	td	lg	avg/g
	44	479	3207	61	3146	6.6	32	84	71.5
	24	161	1239	24	1215	7.5	10	83	50.6
	35	381	2517	359	2158	5.7	15	70	61.7
	25	196	916	28	888	4.5	25	53	35.5
	26	73	407	23	384	5.3	4	64	14.8
	23	34	253	9	244	7.2	3	60	10.6
	21	64	329	104	225	3.5	3	29	10.7
	4	13	68	3	65	5.0	1	16	16.2
	4	6	38	1	37	6.2	0	11	9.2
	49	17	114	13	101	5.9	0	19	2.1
	13	1	10	0	10	10.0	0	10	0.8
	13	1	1	0	1	1.0	0	1	0.1

	gp	effic	comp-att-int	pct	yds	td	lg	avg/g
	21	110.85	110-207-8	53.1	1377	6	81	65.6
	35	131.89	160-305-17	52.5	2621	17	92	74.9
	4	150.72	3-5-0	60.0	54	0	26	13.5

	gp	no.	yds	avg	td	lg	avg/g
	49	62	710	11.5	5	62	14.5
	19	15	238	15.9	1	45	12.5
	13	11	284	25.8	3	49	21.8
	22	13	203	15.6	1	62	9.2
	44	42	387	9.2	2	44	8.8
	24	7	54	7.7	0	23	2.2
	13	6	82	13.7	1	44	6.3
	25	5	94	18.8	0	30	3.8
	32	10	118	11.8	0	26	3.7
	13	2	37	18.5	1	25	2.8
	38	2	14	7.0	0	8	0.4
	26	3	46	15.3	0	30	1.8
	26	1	6	6.0	0	6	0.2

	g	plays	rush	pass	total	avg/g
	35	686	2158	2621	4779	136.5
	44	479	3146	0	3146	71.5
	24	161	1215	0	1215	50.6
	21	271	225	1377	1602	76.3
	25	197	888	0	888	35.5
	26	73	384	0	384	14.8
	23	34	244	0	244	10.6
	4	18	65	54	119	29.8
	4	6	37	0	37	9.2
	49	17	101	0	101	2.1
	13	1	10	0	10	0.8
	13	1	1	0	1	0.1

**SEASON**
**CAREER**

Scoring			PAT									PAT						
	td	fg	kick	rush	rcv	pass	dxp	saf	pts	td	fg	kick	rush	rcv	pass	dxp	saf	pts
McQUARLEY, Richard	18	-	-	1-1	-	-	-	-	110	25	-	-	1-1	-	-	-	-	152
SANDERS, Jason	-	12-13	61-62	-	-	-	-	-	97	-	15-20	83-84	-	-	-	-	-	128
GIPSON, Teriyon	14	-	-	-	-	-	-	-	84	34	-	-	0-1	-	-	-	-	204
OWENS, Tyrone	7	-	-	-	-	-	-	-	42	10	-	-	-	-	-	-	-	60
GAMBLIN, Dameon	3	-	-	-	-	-	-	-	18	5	-	-	-	-	-	-	-	30
JORDAN, Lamar	3	-	-	-	-	-	-	-	18	15	-	-	1-2	-	-	-	-	92
DRENNAN, Q'	3	-	-	-	-	-	-	-	18	3	-	-	-	-	-	-	-	18
APODACA, Austin	2	-	-	-	-	-	-	-	12	3	-	-	-	-	-	-	-	18
WOODHOUSE, Diquon	2	-	-	-	-	-	-	-	12	3	-	-	-	-	-	-	-	18
CHESTNUT, Daryl	2	-	-	-	-	-	-	-	12	4	-	-	-	-	-	-	-	24
HARRIS, Emmanuel	1	-	-	-	-	-	-	-	6	1	-	-	-	-	-	-	-	6
QUARELLS, Matt	1	-	-	-	-	-	-	-	6	1	-	-	-	-	-	-	-	6
OCASIO, Austin	1	-	-	-	-	-	-	-	6	1	-	-	-	-	-	-	-	6
REED, Patrick	1	-	-	-	-	-	-	-	6	1	-	-	-	-	-	-	-	6
LAWSON, JuJuan	1	-	-	-	-	-	-	-	6	1	-	-	-	-	-	-	-	6
SOMOYE, Anu	1	-	-	-	-	-	-	-	6	1	-	-	-	-	-	-	-	6
LILLY, Elijah	1	-	-	-	-	-	-	-	6	1	-	-	-	-	-	-	-	6
CROSBY, Lee	1	-	-	-	-	-	-	-	6	2	-	-	-	-	-	-	-	12
BOATRRIGHT, Jadon	1	-	-	-	-	-	-	-	6	1	-	-	-	-	-	-	-	6
Total	63	12-13	61-62	1-1	-	-	-	-	477									
Opponents	54	12-14	49-52	-	-	0-2	-	-	409									

Punt Returns	no.	yds	avg	td	lg	no.	yds	avg	td	lg
DAVIS, Chris	22	150	6.8	0	34	30	185	6.2	0	34
Total	22	150	6.8	0	34					
Opponents	24	204	8.5	1	69					

Kick Returns	no.	yds	avg	td	lg	no.	yds	avg	td	lg
LILLY, Elijah	19	521	27.4	1	93	19	521	27.4	1	93
CHESTNUT, Daryl	8	157	19.6	0	32	14	266	19.0	0	32
GIPSON, Teriyon	5	127	25.4	0	56	7	167	23.9	0	56
McQUARLEY, Richard	2	7	3.5	0	9	2	7	3.5	0	9
HARRIS, Emmanuel	2	32	16.0	0	16	2	32	16.0	0	16
SOMOYE, Anu	1	3	3.0	0	3	1	3	3.0	0	3
QUARELLS, Matt	1	17	17.0	0	17	1	17	17.0	0	17
Total	38	864	22.7	1	93					
Opponents	13	307	23.6	0	38					

Interceptions	no.	yds	avg	td	lg	no.	yds	avg	td	lg
SANTOS, Ryan	2	6	3.0	0	6	3	5	1.7	0	6
OCASIO, Austin	2	40	20.0	1	37	2	40	20.0	1	37
COX, Dakota	1	0	0.0	0	0	3	24	8.0	0	16
CROSBY, Lee	1	0	0.0	0	0	3	29	9.7	0	26
BOATRRIGHT, Jadon	1	40	40.0	1	40	1	40	40.0	1	40
ROTHSCHILLER, Jake	1	0	0.0	0	0	1	0	0.0	0	0
Total	8	86	10.8	2	40					
Opponents	6	16	2.7	0	8					

Fumble Returns	no.	yds	avg	td	lg	no.	yds	avg	td	lg
CROSBY, Lee	1	46	46.0	1	46	1	46	46.0	2	46
Total	1	46	46.0	1	46					
Opponents	3	19	6.3	0	13					



**SEASON**
**CAREER**

All Purpose	g	rush	rcv	pr	kr	ir	total	avg/g
GIPSON, Teriyon	11	1269	80	0	127	0	1476	134.2
OWENS, Tyrone	12	1097	54	0	0	0	1151	95.9
McQUARLEY, Ri	13	656	94	0	7	0	757	58.2
JORDAN, Lamar	12	739	0	0	0	0	739	61.6
LILLY, Elijah	9	0	0	0	521	0	521	57.9
CHESTNUT, Dar	13	255	14	0	157	0	426	32.8
DRENNAN, Q'	13	10	284	0	0	0	294	22.6
GAMBLIN, Dame	13	20	254	0	0	0	274	21.1
REED, Patrick	13	0	237	0	0	0	237	18.2
WOODHOUSE,	12	232	0	0	0	0	232	19.3
DAVIS, Chris	13	0	53	150	0	0	203	15.6
QUARELLS, Mat	13	0	180	0	17	0	197	15.2
APODACA, Austi	10	181	0	0	0	0	181	18.1
HARRIS, Emman	13	1	82	0	32	0	115	8.8
LAWSON, JuJua	3	67	0	0	0	0	67	22.3
OCASIO, Austin	13	0	0	0	0	40	40	3.1
SOMOYE, Anu	13	0	37	0	3	0	40	3.1
BOATRIGHT, Ja	9	0	0	0	0	40	40	4.4
JONES, Jahvon	4	37	0	0	0	0	37	9.2
GAUTSCHE, Col	12	0	14	0	0	0	14	1.2
SANTOS, Ryan	12	0	0	0	0	6	6	0.5
WALSH, Michael	12	0	6	0	0	0	6	0.5
TEAM	13	-14	0	0	0	0	-14	-1.1
Total	13	4550	1389	150	864	86	7039	541.5
Opponents	13	2242	2890	204	307	16	5659	435.3

Field Goals	att	good	long	blkd
SANDERS, Jason	13	12	52	0
Total	13	12	52	0
Opponents	14	12	48	0

Punting	no.	yds	avg	lg	blk
BOJORQUEZ, Corey	49	2067	42.2	80	0
GENTRY, Sam	5	172	34.4	43	0
Total	54	2239	41.5	80	0
Opponents	59	2636	44.7	66	0

Kickoffs	no.	yds	avg	tb	ob
SANDERS, Jason	84	5381	64.1	69	1
Total	84	5381	64.1	69	1
Opponents	75	4447	59.3	33	2

	g	rush	rcv	pr	kr	ir	total	avg/g
	44	3146	387	0	167	0	3700	84.1
	24	1215	54	0	0	0	1269	52.9
	25	888	94	0	7	0	989	39.6
	35	2158	0	0	0	0	2158	61.7
	9	0	0	0	521	0	521	57.9
	26	384	46	0	266	0	696	26.8
	13	10	284	0	0	0	294	22.6
	49	101	710	59	0	0	870	17.8
	19	0	238	0	0	0	238	12.5
	23	244	0	0	0	0	244	10.6
	32	-10	118	185	0	0	293	9.2
	22	0	203	0	17	0	220	10.0
	21	225	0	0	0	0	225	10.7
	13	1	82	0	32	0	115	8.8
	4	65	0	0	0	0	65	16.2
	13	0	0	0	0	40	40	3.1
	13	0	37	0	3	0	40	3.1
	9	0	0	0	0	40	40	4.4
	4	37	0	0	0	0	37	9.2
	38	1859	14	0	0	0	1873	49.3
	47	0	0	0	0	5	5	0.1
	26	0	6	0	0	0	6	0.2

	att	good	long	blkd
	20	15	52	0

	no.	yds	avg	lg	blk
	49	2067	42.2	80	0
	5	172	34.4	43	0

	no.	yds	avg	tb	ob
	218	13835	63.5	156	3

##	Defensive Leaders	gp	ua	a	total	tfl	sack	int	pbu	fr	ff	blk	gp	ua	a	total	tfl	sack	int	pbu	fr	ff	blk
49	COX, Dakota	12	51	40	91	6.5	2.0	1	2	.	1	.	46	189	214	403	20.5	7.0	3	6	1	1	.
1H	HENRY, Daniel	13	42	23	65	2.5	.	.	6	.	2	.	28	93	56	149	5.5	1.0	.	10	2	4	.
91	D'AVANZO, Nik	13	32	29	61	9.0	5.0	.	1	1	.	1	49	99	99	198	27.5	11.0	.	3	4	1	3
2C	CARSON, Kimmie	12	26	32	58	7.5	1.0	.	2	.	.	.	37	106	80	186	20.5	5.5	.	5	1	2	.
1S	SANTOS, Ryan	12	32	23	55	1.5	.	2	2	.	.	1	47	93	73	166	3.5	.	3	5	.	1	1
3M	MARTIN, Nias	13	42	9	51	3.5	.	.	11	.	.	.	26	74	12	86	5.5	.	.	17	1	.	.
54	WHITE, Donnie	13	20	26	46	5.5	3.5	.	2	.	.	.	47	55	67	122	12.5	7.5	.	5	.	1	.
5C	CROSBY, Lee	13	21	12	33	1.0	.	1	3	1	.	.	25	57	30	87	7.0	2.0	3	6	2	1	.
58	DANIELS, Maurice	13	21	10	31	6.5	4.5	.	2	.	.	.	26	48	26	74	19.0	10.0	.	6	.	1	.
47	OCASIO, Austin	13	18	13	31	3.0	.	2	1	.	.	.	13	18	13	31	3.0	.	2	1	.	.	.
95	HUGHES, Garrett	13	12	16	28	7.5	6.5	.	.	.	.	.	36	23	23	46	14.0	8.5	.	2	.	1	.
2R	ROTHSCHILLER, Jake	13	17	10	27	2.0	.	1	2	.	.	.	26	31	25	56	5.0	.	1	3	.	.	.
11	BOATRIGHT, Jadon	9	22	5	27	0.5	.	1	2	.	.	.	9	22	5	27	0.5	.	1	2	.	.	.
3H	HART, Alex	13	17	9	26	4.0	1.0	.	1	1	1	.	22	18	10	28	4.0	1.0	.	1	1	1	.
98	OKONKWO, Kene	13	6	17	23	0.5	0.5	.	.	.	.	.	26	11	20	31	3.0	1.5	.	.	.	.	.
1G	GIRGLE, Jacob	13	12	7	19	1.0	.	.	.	.	.	.	13	12	7	19	1.0	.	.	.	.	.	.
53	BAKER, Cody	13	3	13	16	1.0	.	.	1	.	.	.	26	17	30	47	3.5	1.0	.	1	.	.	.
4	BROWN, Isaiah	10	11	1	12	1.0	.	.	4	.	.	.	32	27	10	37	1.5	.	1	9	1	.	.
92	UDEH, William	12	5	7	12	1.5	1.0	.	.	.	.	.	45	26	28	54	6.0	2.5	.	1	.	.	.
9B	BARNWELL Jr., Stanley	13	8	2	10	1.0	.	.	1	.	.	.	13	8	2	10	1.0	.	.	1	.	.	.
96	WILLIAMS, Johnny	12	7	2	9	3.0	.	.	.	.	.	.	12	7	2	9	3.0	.	.	.	.	.	.
27	PARKER, Bijon	13	5	1	6	0.0	.	.	.	1	.	.	18	7	1	8	0.0	.	.	.	1	.	.
99	TIMMONS, Taylor	13	1	4	5	1.0	0.5	.	.	.	.	.	25	8	9	17	6.0	4.0	.	.	.	.	.
26	MACKEY, Marquez	6	3	1	4	0.0	.	.	.	.	.	.	6	3	1	4	0.0	.	.	.	.	.	.
6	WOODHOUSE, Diquon	12	4	.	4	0.0	.	.	.	.	.	.	23	5	.	5	0.0	.	.	.	.	.	.
1R	RUSSO, John	7	2	1	3	0.0	.	.	.	.	.	.	36	6	6	12	0.0	.	.	.	.	.	.
87	SOMOYE, Anu	13	1	2	3	0.0	.	.	.	.	.	.	13	1	2	3	0.0	.	.	.	.	.	.
9S	SANDERS, Jason	13	2	1	3	0.0	.	.	.	.	.	.	38	3	5	8	0.0	.	.	.	.	.	.
57	POWELL, Everett	13	1	1	2	0.5	0.5	.	.	.	.	.	13	1	1	2	0.5	0.5	.	.	.	.	.
30	BOJORQUEZ, Corey	13	1	.	1	0.0	.	.	.	.	.	.	13	1	.	1	0.0	.	.	.	.	.	.
TM	TEAM	13	1	.	1	1.0	1.0	.	.	.	.	.											
9	DRENNAN, Q'	13	1	.	1	0.0	.	.	.	.	.	.	13	1	.	1	0.0	.	.	.	.	.	.
45	TOHI, Evahelelotu	1	1	.	1	0.0	.	.	.	.	.	.	1	1	.	1	0.0	.	.	.	.	.	.
7M	MANLY, Blair	3	.	1	1	0.0	.	.	.	.	.	.	3	.	1	1	0.0	.	.	.	.	.	.
5	REED, Patrick	13	1	.	1	0.0	.	.	.	.	.	.	19	1	.	1	0.0	.	.	.	.	.	.
19	QUARELLS, Matt	13	1	.	1	0.0	.	.	.	.	.	.	22	2	.	2	0.0	.	.	.	.	.	.
15	HARRIS, Emmanuel	13	.	1	1	0.0	.	.	.	.	.	.	13	.	1	1	0.0	.	.	.	.	.	.
8	GAUTSCHE, Cole	12	1	.	1	0.0	.	.	.	.	.	.	38	1	.	1	0.0	.	.	.	.	.	.
50	LEWIS, Chris	12	1	.	1	0.0	.	.	.	.	.	.	21	1	.	1	0.0	.	.	.	.	.	.
46	WALSH, Michael	12	.	1	1	0.0	.	.	.	.	.	.	26	3	3	6	0.0	.	.	.	1	.	.
90	SIMMONS, Ewing	3	1	.	1	1.0	.	.	.	.	.	.	3	1	.	1	1.0	.	.	.	.	.	.
97	ROMERO, Steven	13	.	.	.	0.0	.	.	.	1	.	.	49	.	3	3	0.0	.	.	.	1	.	.
	Total	13	453	320	773	73	27	8	43	5	4	2											
	Opponents	13	522	424	946	66	12	6	27	8	10	1											

## TEAM STATISTICS

Date	Opponent	Rushing				Receiving				Passing				Kick Returns				Punt Returns				tot off
		no.	yds	td	lg	no.	yds	td	lg	cmp-att-int	yds	td	lg	no.	yds	td	lg	no.	yds	td	lg	
Sep 01	SOUTH DAKOTA	49	428	4	84	13	187	2	62	13-19-0	187	2	62	2	26	0	15	3	37	0	31	615
Sep 10	at New Mexico State	45	221	4	26	12	115	0	21	12-23-1	115	0	21	3	101	0	56	1	9	0	9	336
Sep 17	at Rutgers	56	293	3	52	13	169	1	36	13-24-1	169	1	36	8	138	0	32	3	19	0	14	462
Oct 01	SAN JOSE STATE	64	446	5	61	4	45	0	23	4-8-1	45	0	23	0	0	0	0	4	44	0	34	491
Oct 07	BOISE STATE	61	382	2	62	4	39	1	13	4-15-1	39	1	13	4	64	0	18	1	-5	0	0	421
Oct 15	vs Air Force	55	373	4	60	3	70	2	45	3-8-0	70	2	45	4	160	0	51	1	4	0	4	443
Oct 22	ULM	51	476	5	83	7	146	1	45	7-11-0	146	1	45	3	117	1	93	1	9	0	9	622
Oct 29	at Hawai'i	40	237	3	72	11	84	0	20	11-15-1	84	0	20	1	18	0	18	4	16	0	9	321
Nov 05	NEVADA	64	373	4	29	8	100	1	44	8-12-1	100	1	44	3	47	0	23	1	6	0	6	473
Nov 12	at Utah State	57	249	2	26	8	154	0	41	8-17-0	154	0	41	3	61	0	25	0	0	0	0	403
Nov 19	at Colorado State	48	285	2	79	6	81	2	24	6-16-0	81	2	24	4	77	0	48	1	5	0	5	366
Nov 26	WYOMING	46	568	7	73	4	122	1	49	4-5-0	122	1	49	3	55	0	36	1	3	0	3	690
Dec 17	UTSA	52	219	3	27	3	77	0	34	3-6-0	77	0	34	0	0	0	0	1	3	0	3	296
		688	4550	48	84	96	1389	11	62	96-179-6	1389	11	62	38	864	1	93	22	150	0	34	5939
Opponents		471	2242	29	80	201	2890	24	75	201-345-8	2890	24	75	13	307	0	38	24	204	1	69	5132

Games: 13 • Avg/rush: 6.6 • Avg/catch: 14.5 • Pass effic: 132.39 • KR avg: 22.7 • PR avg: 6.8 • All purpose avg/game: 541.5 • Total offense avg/gm: 456.8

Date	Opponent	Tackles				Sacks		Fumble		Pass Defense			blkd	PAT Attempts			off		
		ua	a	total	tfl-yds	no-yds	ff	fr-yds		int-yds	qbh	brup	kick	kick	rush	rcv	saf	t/o	pts
Sep 01	SOUTH DAKOTA	39	26	65	6.0-27	3.0-21	1	2-0		1-0	0	1	0	6-6	0	0	0	17	48
Sep 10	at New Mexico State	29	48	77	9.0-37	5.0-29	0	0-0		0-0	0	4	0	4-4	0	0	0	0	31
Sep 17	at Rutgers	36	16	52	3.0-10	0.0-0	1	1-0		0-0	2	2	0	4-4	0	0	0	7	28
Oct 01	SAN JOSE STATE	27	16	43	7.0-26	3.0-15	0	0-0		1-37	0	5	1	6-6	0	0	0	7	48
Oct 07	BOISE STATE	26	24	50	3.0-8	0.0-0	0	0-0		0-0	3	2	0	3-3	0	0	0	0	21
Oct 15	vs Air Force	48	16	64	7.0-38	3.0-20	0	0-0		0-0	1	3	0	6-6	0	0	0	0	45
Oct 22	ULM	38	26	64	7.0-23	5.0-21	0	0-0		2-40	2	2	0	8-8	0	0	0	10	59
Oct 29	at Hawai'i	48	20	68	6.0-16	2.0-10	1	1-46		0-0	1	7	0	4-4	0	0	0	7	28
Nov 05	NEVADA	27	18	45	5.0-22	1.0-10	0	0-0		2-9	5	4	1	5-5	0	0	0	0	35
Nov 12	at Utah State	31	26	57	6.0-12	1.0-5	0	0-0		1-0	2	4	0	1-1	1	0	0	0	24
Nov 19	at Colorado State	31	28	59	4.0-10	1.0-6	1	0-0		0-0	0	1	0	4-4	0	0	0	0	31
Nov 26	WYOMING	38	36	74	4.0-33	3.0-32	0	1-0		0-0	1	3	0	8-8	0	0	0	7	56
Dec 17	UTSA	35	20	55	6.0-13	0.0-0	0	0-0		1-0	0	5	0	2-3	0	0	0	0	23
		453	320	773	73.0-275	27.0-169	4	5-46		8-86	17	43	2	61-62	1	0	0	55	477
Opponents		522	424	946	66.0-204	12.0-71	10	8-19		6-16	14	27	1	49-52	0	0	0	58	409

Date	Opponent	Punting										Field Goals			Kickoffs				
		no.	yds	avg	long	blkd	tb	fc	50+	i20		md-att	long	blkd	no.	yds	avg	tb	ob
Sep 01	SOUTH DAKOTA	4	116	29.0	45	0	0	1	0	1		2-2	27	0	9	577	64.1	8	0
Sep 10	at New Mexico State	2	81	40.5	46	0	1	0	0	0		1-1	41	0	6	379	63.2	4	0
Sep 17	at Rutgers	8	308	38.5	52	0	1	0	2	2		0-1	0	0	4	260	65.0	4	0
Oct 01	SAN JOSE STATE	5	221	44.2	53	0	1	2	2	1		2-2	45	0	8	520	65.0	8	0
Oct 07	BOISE STATE	6	221	36.8	56	0	0	1	1	1		0-0	0	0	4	260	65.0	4	0
Oct 15	vs Air Force	5	185	37.0	46	0	0	3	0	2		1-1	49	0	8	516	64.5	7	0
Oct 22	ULM	1	44	44.0	44	0	0	0	0	0		1-1	36	0	10	650	65.0	10	0
Oct 29	at Hawai'i	6	283	47.2	56	0	0	1	3	1		0-0	0	0	5	311	62.2	2	1
Nov 05	NEVADA	4	211	52.8	66	0	0	3	2	2		0-0	0	0	6	390	65.0	5	0
Nov 12	at Utah State	3	125	41.7	48	0	1	2	0	0		3-3	40	0	6	390	65.0	4	0
Nov 19	at Colorado State	5	231	46.2	80	0	0	0	1	1		1-1	51	0	5	295	59.0	4	0
Nov 26	WYOMING	2	96	48.0	50	0	0	0	1	2		0-0	0	0	9	580	64.4	7	0
Dec 17	UTSA	3	117	39.0	43	0	1	1	0	0		1-1	52	0	4	253	63.2	2	0
		54	2239	41.5	80	0	5	14	12	13		12-13	52	0	84	5381	64.1	69	1
Opponents		59	2636	44.7	66	0	4	17	20	20		12-14	48	0	75	4447	59.3	33	2

Date	Opponent	Rushing				Receiving				Passing				Kick Returns				Punt Returns				tot off
		no.	yds	td	lg	no.	yds	td	lg	cmp-att-int	yds	td	lg	no.	yds	td	lg	no.	yds	td	lg	
Sep 01	SOUTH DAKOTA	43	183	2	55	14	140	1	41	14-21-1	140	1	41	1	13	0	13	1	-2	0	0	323
Sep 10	at New Mexico State	35	102	1	17	21	205	2	49	21-35-0	205	2	49	2	50	0	31	1	4	0	4	307
Sep 17	at Rutgers	32	177	1	80	12	173	2	75	12-30-0	173	2	75	0	0	0	0	7	112	1	69	350
Oct 01	SAN JOSE STATE	26	129	3	75	16	314	3	65	16-30-1	314	3	65	0	0	0	0	2	4	0	2	443
Oct 07	BOISE STATE	29	65	2	9	21	391	5	54	21-30-0	391	5	54	0	0	0	0	2	16	0	17	456
Oct 15	vs Air Force	49	251	3	43	12	280	2	53	12-24-0	280	2	53	1	22	0	22	1	7	0	7	531
Oct 22	ULM	41	115	1	13	12	120	1	33	12-22-2	120	1	33	0	0	0	0	1	19	0	19	235
Oct 29	at Hawai'i	40	125	3	23	16	173	0	31	16-28-0	173	0	31	2	67	0	38	4	36	0	30	298
Nov 05	NEVADA	23	108	1	20	19	301	3	57	19-34-2	301	3	57	1	23	0	23	0	0	0	0	409
Nov 12	at Utah State	28	128	2	26	21	263	1	48	21-27-1	263	1	48	2	50	0	25	0	0	0	0	391
Nov 19	at Colorado State	42	412	5	75	9	164	2	65	9-10-0	164	2	65	0	0	0	0	2	9	0	8	576
Nov 26	WYOMING	45	201	5	20	18	248	0	46	18-28-0	248	0	46	2	56	0	29	2	-4	0	4	449
Dec 17	UTSA	38	246	0	38	10	118	2	20	10-26-1	118	2	20	2	26	0	20	1	3	0	3	364
New Mexico		471	2242	29	80	201	2890	24	75	201-345-8	2890	24	75	13	307	0	38	24	204	1	69	5132
		688	4550	48	84	96	1389	11	62	96-179-6	1389	11	62	38	864	1	93	22	150	0	34	5939

Games: 13 • Avg/rush: 4.8 • Avg/catch: 14.4 • Pass effic: 146.94 • KR avg: 23.6 • PR avg: 8.5 • All purpose avg/game: 435.3 • Total offense avg/gm: 394.8

		Tackles				Sacks	Fumble		Pass Defense			blkd	PAT Attempts			off		
Date	Opponent	ua	a	total	tfl-yds	no-yds	ff	fr-yds	int-yds	qbh	brup	kick	kick	rush	rcv	saf	t/o	pts
Sep 01	SOUTH DAKOTA	43	34	77	8.0-19	2.0-9	1	1-0	0-0	0	1	0	3-3	0	0	0	7	21
Sep 10	at New Mexico State	19	74	93	2.0-7	1.0-5	1	1-0	1-8	2	4	0	2-3	0	0	0	10	32
Sep 17	at Rutgers	54	38	92	9.0-34	3.0-16	1	1-13	1-5	2	3	0	4-4	0	0	0	3	37
Oct 01	SAN JOSE STATE	45	26	71	3.0-7	1.0-3	0	0-0	1-0	0	1	0	5-6	0	0	0	7	41
Oct 07	BOISE STATE	49	28	77	10.0-37	3.0-19	0	0-0	1-0	1	0	0	7-7	0	0	0	0	49
Oct 15	vs Air Force	44	20	64	4.0-10	0.0-0	1	0-0	0-0	1	2	0	4-4	0	0	0	0	40
Oct 22	ULM	37	22	59	2.0-6	0.0-0	1	3-6	0-0	0	0	0	2-2	0	0	0	10	17
Oct 29	at Hawai'i	35	34	69	5.0-12	0.0-0	1	0-0	1-3	1	2	0	3-3	0	0	0	0	21
Nov 05	NEVADA	55	22	77	3.0-5	0.0-0	1	1-0	1-0	0	2	0	2-3	0	0	0	14	26
Nov 12	at Utah State	29	64	93	5.0-16	0.0-0	0	0-0	0-0	3	4	0	3-3	0	0	0	0	21
Nov 19	at Colorado State	37	28	65	4.0-14	1.0-9	0	0-0	0-0	4	6	0	7-7	0	0	0	0	49
Nov 26	WYOMING	40	8	48	6.0-20	0.0-0	2	1-0	0-0	0	0	0	5-5	0	0	0	7	35
Dec 17	UTSA	35	26	61	5.0-17	1.0-10	1	0-0	0-0	0	2	1	2-2	0	0	0	0	20
		522	424	946	66.0-204	12.0-71	10	8-19	6-16	14	27	1	49-52	0	0	0	58	409
New Mexico		453	320	773	73.0-275	27.0-169	4	5-46	8-86	17	43	2	61-62	1	0	0	55	477

		Punting										Field Goals			Kickoffs				
Date	Opponent	no.	yds	avg	long	blkd	tb	fc	50+	i20	md-att	long	blkd	no.	yds	avg	tb	ob	
Sep 01	SOUTH DAKOTA	5	279	55.8	64	0	2	0	5	1	0-0	0	0	4	260	65.0	2	0	
Sep 10	at New Mexico State	3	140	46.7	59	0	0	0	2	2	4-4	45	0	8	474	59.2	4	0	
Sep 17	at Rutgers	7	242	34.6	49	0	0	2	0	2	3-3	41	0	8	422	52.8	0	0	
Oct 01	SAN JOSE STATE	6	333	55.5	64	0	0	0	5	2	0-1	0	0	6	350	58.3	4	1	
Oct 07	BOISE STATE	3	128	42.7	46	0	0	1	0	1	0-0	0	0	8	516	64.5	4	0	
Oct 15	vs Air Force	4	187	46.8	54	0	0	2	2	2	2-2	48	0	7	437	62.4	3	0	
Oct 22	ULM	8	337	42.1	53	0	1	5	1	3	1-1	33	0	4	226	56.5	1	0	
Oct 29	at Hawai'i	6	269	44.8	51	0	0	1	2	2	0-0	0	0	3	95	31.7	2	0	
Nov 05	NEVADA	4	165	41.2	45	0	0	2	0	0	0-1	0	0	5	322	64.4	2	0	
Nov 12	at Utah State	4	134	33.5	41	0	0	1	0	1	0-0	0	0	4	251	62.8	1	0	
Nov 19	at Colorado State	2	117	58.5	66	0	1	0	2	1	0-0	0	0	8	463	57.9	4	0	
Nov 26	WYOMING	5	213	42.6	63	0	0	3	1	2	0-0	0	0	6	385	64.2	3	0	
Dec 17	UTSA	2	92	46.0	49	0	0	0	0	1	2-2	28	0	4	246	61.5	3	1	
		59	2636	44.7	66	0	4	17	20	20	12-14	48	0	75	4447	59.3	33	2	
New Mexico		54	2239	41.5	80	0	5	14	12	13	12-13	52	0	84	5381	64.1	69	1	

# PASSING

#10 APODACA, Austin	Comp	Att	Int	Pct	Yards	TD	Long	Sacked	Effic
South Dakota	12	16	0	75.0	172	2	62	2-9	206.55
New Mexico State	12	23	1	52.2	115	0	21	1-5	85.48
Rutgers	5	13	1	38.5	85	1	36	2-15	103.38
Air Force	0	2	0	0.0	0	0	0	0-0	0.00
Hawai'i	7	9	0	77.8	26	0	14	0-0	102.04
Nevada	7	9	0	77.8	96	1	44	0-0	204.04
Utah State	6	13	0	46.2	109	0	37	0-0	116.58
Colorado State	4	11	0	36.4	51	1	24	1-9	105.31
UTSA	0	2	0	0.0	0	0	0	0-0	0.00
TOTALS	53	98	2	54.1	654	5	62	6-38	122.89

#13 JORDAN, Lamar	Comp	Att	Int	Pct	Yards	TD	Long	Sacked	Effic
Rutgers	8	11	0	72.7	84	0	25	1-1	136.87
San Jose State	4	8	1	50.0	45	0	23	1-3	72.25
Boise State	4	14	1	28.6	39	1	13	3-19	61.26
Air Force	3	6	0	50.0	70	2	45	0-0	258.00
ULM	5	9	0	55.6	107	1	45	0-0	192.09
Hawai'i	4	6	1	66.7	58	0	20	0-0	114.53
Nevada	1	3	1	33.3	4	0	4	0-0	-22.13
Utah State	2	4	0	50.0	45	0	41	0-0	144.50
Colorado State	2	5	0	40.0	30	1	18	0-0	156.40
Wyoming	4	5	0	80.0	122	1	49	0-0	350.96
UTSA	3	4	0	75.0	77	0	34	1-10	236.70
TOTALS	40	75	4	53.3	681	6	49	6-33	145.34

#17 LAWSON, JuJuan	Comp	Att	Int	Pct	Yards	TD	Long	Sacked	Effic
South Dakota	1	2	0	50.0	15	0	15	0-0	113.00
Boise State	0	1	0	0.0	0	0	0	0-0	0.00
ULM	2	2	0	100.0	39	0	26	0-0	263.80
TOTALS	3	5	0	60.0	54	0	26	0-0	150.72

#TM TEAM	Comp	Att	Int	Pct	Yards	TD	Long	Sacked	Effic
----------	------	-----	-----	-----	-------	----	------	--------	-------

# RUSHING & RECEIVING

RUSHING	No-Yds/TD	USD	NMS	RUT	SJ	BSU	AF	ULM	UH	NV	US	CS	WY	UTSA
GIPSON, Teriyon RB	145-1269/13	8-181/2	12-62/2	DNP	11-156/1	DNP	9-140/1	8-84/1	17-73/1	20-121/0	18-107/2	15-68/0	13-217/2	14-60/1
OWENS, Tyrone RB	137-1097/7	10-48/0	16-76/0	14-67/0	16-117/1	7-82/1	16-126/1	9-171/1	12-134/1	12-69/1	10-37/0	12-157/1	DNP	3-13/0
JORDAN, Lamar QB	114-739/3	DNP	2-2/0	14-101/1	13-45/0	21-139/0	6-51/0	5-5/0	2-12/0	9-88/1	8-17/0	9-32/0	12-176/1	13-81/0
McQUARLEY, R. RB	143-656/18	13-55/2	5-12/1	6-52/1	16-83/3	7-40/0	14-31/2	9-68/1	6-17/1	14-43/1	14-44/0	7-22/1	15-121/3	17-68/2
CHESTNUT, Daryl RB	57-255/2	6-36/0	3-8/0	9-41/1	5-36/0	8-32/0	5-13/0	10-48/1	1-2/0	3-11/0	3-12/0	2-14/0	2-6/0	-
WOODHOUSE, Diq. RB	27-232/2	4-68/0	3-3/0	3-7/0	DNP	5-26/0	-	4-67/1	1-5/0	-	1-1/0	1-4/0	4-48/1	1-3/0
APODACA, Austin QB	31-181/2	7-41/0	4-58/1	9-23/0	-	DNP	2-2/0	DNP	-	5-43/1	2-26/0	2-12/0	DNP	-
LAWSON, JuJuan QB	12-67/1	-	DNP	DNP	DNP	11-62/1	DNP	1-5/0	DNP	DNP	DNP	DNP	DNP	DNP
JONES, Jahvon RB	6-37/0	1-1/0	DNP	DNP	DNP	-	DNP	5-38/0	DNP	DNP	-	DNP	DNP	DNP
GAMBLIN, Dameon WR	6-20/0	-	-	1-2/0	-	2-1/0	1-14/0	-	-	-	1-5/0	-	-	1-2/0
DRENNAN, Q' WR	1-10/0	-	-	-	1-10/0	-	-	-	-	-	-	-	-	-
HARRIS, Emman. WR	1-1/0	-	-	-	1-1/0	-	-	-	-	-	-	-	-	-
TEAM	8-14/0	-	-	-	1-2/0	-	2-4/0	-	1-2/0	1-2/0	-	-	-	3-4/0

RECEIVING	No-Yds/TD	USD	NMS	RUT	SJ	BSU	AF	ULM	UH	NV	US	CS	WY	UTSA
DRENNAN, Q' WR	11-284/3	1-26/1	-	3-23/0	-	1-11/0	2-58/1	1-39/0	-	-	2-78/0	-	1-49/1	-
GAMBLIN, Dameon WR	23-254/3	4-20/0	4-47/0	1-11/0	-	1-3/0	-	1-10/1	4-41/0	1-8/0	1-4/0	5-76/2	-	1-34/0
REED, Patrick WR	14-237/1	4-47/0	1-17/0	2-55/1	-	-	-	1-45/0	-	2-26/0	3-32/0	-	1-15/0	-
QUARELLS, Matt WR	11-180/1	2-72/1	-	5-49/0	-	1-13/0	-	1-9/0	1-3/0	-	1-34/0	-	-	-
McQUARLEY, R. RB	5-94/0	-	-	-	-	-	-	-	1-6/0	1-5/0	-	-	2-58/0	1-25/0
HARRIS, Emman. WR	6-82/1	-	-	-	1-4/0	-	-	1-13/0	1-10/0	1-44/1	1-6/0	1-5/0	-	-
GIPSON, Teriyon RB	9-80/1	1-7/0	4-28/0	DNP	-	DNP	1-12/1	-	2-15/0	-	-	-	-	1-18/0
OWENS, Tyrone RB	7-54/0	-	1-10/0	-	2-27/0	-	-	1-4/0	2-9/0	1-4/0	-	-	DNP	-
DAVIS, Chris WR	4-53/0	1-15/0	1-5/0	-	-	-	-	1-26/0	-	1-7/0	-	-	-	-
SOMOYE, Anu WR	2-37/1	-	-	1-25/0	-	1-12/1	-	-	-	-	-	-	-	-
CHESTNUT, Daryl RB	1-14/0	-	-	-	1-14/0	-	-	-	-	-	-	-	-	-
GAUTSCHE, Cole TE	2-14/0	-	1-8/0	-	DNP	-	-	-	-	1-6/0	-	-	-	-
WALSH, Michael TE	1-6/0	-	-	1-6/0	-	-	DNP	-	-	-	-	-	-	-



Total Tackles	UA-A	Total	USD	NMS	RUT	SJ	BSU	AF	ULM	UH	NV	US	CS	WY	UTSA
COX, Dakota LB	51-40	91	9-5	2-4	DNP	1-0	4-3	4-2	4-1	5-3	4-2	4-6	1-3	7-7	6-4
HENRY, Daniel DB	42-23	65	5-3	4-2	4-2	1-0	1-1	3-1	3-0	5-3	1-1	3-2	4-3	5-3	3-2
D'AVANZO, Nik DL	32-29	61	3-2	2-6	5-2	1-3	2-2	6-2	2-2	3-1	0-2	1-3	2-0	4-4	1-0
CARSON, Kimmie LB	26-32	58	1-3	2-8	5-2	1-1	0-2	6-1	1-0	DNP	2-3	-	2-3	2-6	4-3
SANTOS, Ryan DB	32-23	55	3-1	0-3	5-2	2-2	6-2	2-1	DNP	3-2	1-2	2-1	5-4	3-3	-
MARTIN, Nias DB	42-9	51	2-1	2-1	2-0	5-0	3-2	3-0	-	7-1	5-0	7-2	1-2	2-0	3-0
WHITE, Donnie LB	20-26	46	2-1	2-7	2-0	0-3	3-1	1-2	0-3	2-1	2-2	2-1	1-2	1-2	2-1
CROSBY, Lee DB	21-12	33	4-2	3-4	2-0	1-1	2-1	2-0	2-0	0-1	1-0	0-1	2-0	0-2	2-0
OCASIO, Austin LB	18-13	31	2-1	1-1	-	-	0-1	3-0	2-2	5-2	2-2	1-1	-	2-3	-
DANIELS, Mauric LB	21-10	31	-	1-1	1-1	3-0	-	4-1	2-3	1-0	1-0	2-0	1-1	2-2	3-1
HUGHES, Garrett DL	12-16	28	0-2	2-2	1-2	2-2	0-1	0-1	1-1	1-0	1-1	0-2	2-0	1-0	1-2
ROTHSCHILLER, J DB	17-10	27	-	-	0-1	1-1	0-1	4-2	3-1	2-0	1-0	3-0	1-2	0-1	2-1
BOATRIGHT, Jad. DB	22-5	27	2-0	DNP	DNP	DNP	DNP	3-1	2-3	4-0	2-0	1-1	1-0	5-0	2-0
HART, Alex LB	17-9	26	2-1	2-2	2-2	-	1-1	1-0	2-1	0-1	3-0	1-0	2-1	1-0	-
OKONKWO, Kene DL	6-17	23	-	0-1	0-1	0-1	0-2	1-1	3-5	0-1	0-1	0-1	1-3	-	1-0
GIRGLE, Jacob DB	12-7	19	1-0	0-1	1-0	-	0-1	2-0	-	4-1	-	1-2	1-1	-	2-1
BAKER, Cody DL	3-13	16	0-2	0-1	0-1	1-1	-	-	0-1	0-1	0-1	0-1	0-1	1-2	1-1
BROWN, Isaiah DB	11-1	12	-	3-0	-	2-0	-	DNP	DNP	DNP	1-0	2-0	2-0	1-0	0-1
UDEH, William DL	5-7	12	0-2	-	1-0	2-0	-	1-1	0-1	0-1	0-1	0-1	1-0	DNP	-
BARNWELL, Jr. DB	8-2	10	1-0	-	-	-	-	-	6-0	-	-	0-1	-	-	1-1
WILLIAMS, John. DL	7-2	9	-	1-0	DNP	1-0	1-0	1-0	1-0	1-0	-	-	1-1	-	0-1
PARKER, Bijon DB	5-1	6	-	-	1-0	2-0	1-1	-	-	1-0	-	-	-	-	-
TIMMONS, Taylor DL	1-4	5	-	0-1	-	0-1	1-1	-	-	-	-	-	0-1	-	-
MACKEY, Marquez DB	3-1	4	-	DNP	DNP	-	0-1	-	2-0	DNP	DNP	1-0	DNP	DNP	DNP
WOODHOUSE, Diq.	4-0	4	-	-	-	DNP	1-0	1-0	-	1-0	-	-	-	1-0	-
SANDERS, Jason	2-1	3	-	1-1	-	-	-	-	-	1-0	-	-	-	-	-
SOMOYE, Anu	1-2	3	-	-	-	-	-	-	-	-	-	-	-	0-1	1-1
RUSSO, John DB	2-1	3	-	0-1	1-0	1-0	-	DNP	-	DNP	-	DNP	DNP	DNP	DNP
POWELL, Everett DL	1-1	2	-	-	-	-	-	-	1-1	-	-	-	-	-	-
LEWIS, Chris	1-0	1	-	-	-	-	-	-	1-0	-	DNP	-	-	-	-
BOJORQUEZ, C.	1-0	1	-	-	1-0	-	-	-	-	-	-	-	-	-	-
REED, Patrick	1-0	1	-	-	1-0	-	-	-	-	-	-	-	-	-	-
QUARELLS, Matt	1-0	1	-	-	1-0	-	-	-	-	-	-	-	-	-	-
DRENNAN, Q'	1-0	1	-	-	-	-	-	-	-	1-0	-	-	-	-	-
HARRIS, Emman.	0-1	1	-	0-1	-	-	-	-	-	-	-	-	-	-	-
GAUTSCHE, Cole	1-0	1	-	-	-	DNP	-	-	-	1-0	-	-	-	-	-
TOHI, Evahelotu LB	1-0	1	DNP	1-0	DNP	DNP	DNP	DNP	DNP	DNP	DNP	DNP	DNP	DNP	DNP
MANLY, Blair DB	0-1	1	DNP	DNP	-	DNP	-	DNP	0-1	DNP	DNP	DNP	DNP	DNP	DNP
TEAM	1-0	1	1-0	-	-	-	-	-	-	-	-	-	-	-	-
SIMMONS, Ewing DL	1-0	1	1-0	DNP	DNP	DNP	DNP	DNP	-	DNP	-	DNP	DNP	DNP	DNP
WALSH, Michael	0-1	1	-	-	-	-	-	DNP	-	0-1	-	-	-	-	-

## INDIVIDUAL

### 50-YARD TOUCHDOWN RUN

New Mexico: 53, Lamar Jordan vs. Wyoming (11/26/2016)

Opponent: 75, Marvin Kinsey, Colorado State (11/19/2016)

### 70-YARD RUN

New Mexico: 73, Teriyon Gipson vs. Wyoming (11/26/2016)

Opponent: 75, Marvin Kinsey, Colorado State (11/19/2016)

### 70-YARD RECEPTION

New Mexico: 92, Delane Hart-Johnson from Lamar Jordan vs. Arizona (12/19/2015)

Opponent: 75, Juwan Harris from Chris Loviato, Rutgers (9/17/2016)

### 30 RUSHING ATTEMPTS

New Mexico: 41, Kasey Carrier at UTEP (9/5/2013)

Opponent: 36, Tyler Ervin, San José State (10/24/2015)

### 150 YARDS RUSHING

New Mexico: 176, Lamar Jordan vs. Wyoming (11/26/2016)

Opponent: 169, Robert Martin, Rutgers (9/17/2016)

### 200 YARDS RUSHING

New Mexico: 217, Teriyon Gipson vs. Wyoming (11/26/2016)

Opponent: 263, Tyler Ervin, San José State (10/24/2015)

### TWO PLAYERS, 100 + YARDS RUSHING

New Mexico: Teriyon Gipson (140) & Tyrone Owens (126) vs. Air Force (10/15/2016)

Opponent: Don Jackson (152) & James Butler (145), Nevada (10/10/2015)

### THREE PLAYERS, 100 + YARDS RUSHING

New Mexico: Teriyon Gipson (217), Lamar Jordan (176) & Richard McQuarley (121) vs. Wyoming (11/26/2016)

Opponent: Marvin Kinsey (127), Izzy Matthews (107) & Dalyn Dawkins (102), Colorado State (11/19/2016)

### 30 PASS COMPLETIONS

New Mexico: 30, B.R. Holbrook vs. Texas Tech (2010)

Opponent: 41, Brett Rypien, Boise State (11/14/2015)

### 50 PASS ATTEMPTS

New Mexico: 50, B.R. Holbrook vs. Texas Tech (2010)

Opponent: 75, Brett Rypien, Boise State (11/14/2015)

### 400 YARDS PASSING

New Mexico: 408, Casey Kelly vs. UNLV (2003)

Opponent: 506, Brett Rypien, Boise State (11/14/2015)

### 100 YARDS RUSHING & PASSING

New Mexico: Lamar Jordan (176 rushing, 122 passing) vs. Wyoming (11/26/2016)

Opponent: Brett Smith, Wyoming (138 rushing, 247 passing) (2013)

### 500 YARDS TOTAL OFFENSE

New Mexico: 594, Jeremy Leach vs. Utah (1989)

Opponent: 527, Derek Carr, Fresno State (2013)

### 10 PASS RECEPTIONS

New Mexico: 11, Ty Kirk vs. New Mexico State (2011)

Opponent: 20, Thomas Sperbeck, Boise State (11/14/2015)

### 150 YARDS RECEIVING

New Mexico: 209, Deon Long vs. Sam Houston State (2011)

Opponent: 182, Jalen Robinette, Air Force (10/15/2016)

### 2+ PLAYERS, 100 + YARDS RECEIVING

New Mexico: Deon Long (209) & Ty Kirk (127) vs. Sam Houston State (2011)

Opponent: Thomas Sperbeck (198) and Cedrick Wilson (167), Boise State (10/7/2016)

### SCORED THREE TOUCHDOWNS

New Mexico: 3, Richard McQuarley vs. Wyoming (11/26/2016)

Opponent: 3, Brian Hill, Wyoming (11/26/2016)

### FOUR TOUCHDOWN PASSES

New Mexico: 4, Graham Leigh vs. Utah State (1998)

Opponent: 5, Brett Rypien, Boise State (10/7/2016)

### FOUR RUSHING TOUCHDOWNS

New Mexico: 4, Kasey Carrier at UTEP (2013)

Opponent: 5, Dee Hart, Colorado State (11/22/2014)

### THREE TOUCHDOWN RECEPTIONS

New Mexico: 3, Deon Long vs. Sam Houston State (2011)

Opponent: 3, Cedrick Wilson, Boise State (10/7/2016)

### FIVE FIELD GOALS

New Mexico: 5, James Aho vs. Arizona (2008)

Opponent: 5, Drew Dunning, Washington St. (2003)

### 50-YARD FIELD GOAL

New Mexico: 52, Jason Sanders vs. UTSA (12/17/2016)

Opponent: 52, Ben Jaekle, UNLV (2008)

### TWO INTERCEPTIONS

New Mexico: 2, Lee Crosby vs. Hawai'i (10/17/15)

Opponent: 2, Jon Davis, Air Force (2009)

## TWO FUMBLE RECOVERIES

New Mexico: 2, A.J. Butler vs. Utah (2010)

## PUNT RETURN FOR TOUCHDOWN (no block)

New Mexico: 63 yards, Dwight Counter vs. Weber State (2002)

Opponent: 69 yards, Janarion Grant, Rutgers (9/17/2016)

## TWO PUNT RETURNS FOR TOUCHDOWN (no block)

New Mexico: Has not occurred

Opponent: 64 yards, 61 yards Cliff Harris, Oregon (2010)

## KICKOFF RETURN FOR A TOUCHDOWN

New Mexico: 93 yards, Elijah Lilly vs. ULM (10/22/16)

Opponent: 100 yards, Mike Edwards, Hawai'i (2012)

## INTERCEPTION RETURN FOR TOUCHDOWN

New Mexico: 40 yards, Jadon Boatright vs. ULM (10/22/2016)

Opponent: 65 yards, Alex Means, Air Force (2012)

## BLOCKED PAT

New Mexico: Ryan Santos vs. Nevada (11/5/2016)

Opponent: Kevin Strong, Jr., UTSA (12/17/2016)

## BLOCKED FIELD GOAL

New Mexico: Nik D'Avanzo vs. Colorado State (11/21/2015)

Opponent: DeAndre Elliott, Colorado State (11/21/2015)

## BLOCKED FIELD GOAL RETURN

New Mexico: 45 yards, Anthony Hooks vs. UTEP (2010)

Opponent: Has not occurred

## BLOCKED PUNT

New Mexico: Victor James at San Diego State (2009)

Opponent: Kamalei Correa, Boise State (11/8/2014)

## FUMBLE RETURN FOR A TOUCHDOWN

New Mexico: 46 yards, Lee Crosby at Hawai'i (10/29/2016)

Opponent: 25 yards, Marlon Johnson, Nevada (2011)

## DEFENSIVE TWO-POINT CONVERSION

New Mexico: Brandon Branch vs. Arizona State (9/6/2014)

Opponent: Has not occurred

## TEAM

### OVERTIME GAME

Won 42-35 (OT) at UTEP (2013)

### SHUTOUT

New Mexico: 66-0 vs. Mississippi Valley State (9/5/2015); FBS: 24-0 vs. Wyoming (2008)

Opponent: 45-0, Texas (2012)

### 50 POINTS

New Mexico: 56 vs. Wyoming (11/26/2016)

Opponent: 60, Boise State (11/8/2014)

### 60 RUSHING ATTEMPTS

New Mexico: 64 vs. Nevada (11/5/2016)

Opponent: 74, Air Force (10/18/2014)

### 300 YARDS RUSHING

New Mexico: 568 vs. Wyoming (11/26/2016)

Opponent: 412, Colorado State (11/19/2016)

## 400 YARDS RUSHING

New Mexico: 568 vs. Wyoming (11/26/2016)

Opponent: 412, Colorado State (11/19/2016)

## FOUR RUSHING TDS

New Mexico: 7 vs. Wyoming (11/26/2016)

Opponent: 5, Colorado State (11/19/2016)

## 400 YARDS PASSING

New Mexico: 434 vs. Sam Houston State (2011)

Opponent: 506, Boise State (11/14/2015)

## FOUR PASSING TDS

New Mexico: 4 vs. Sam Houston State (2011)

Opponent: 5, Boise State (10/7/2016)

## 500 YARDS TOTAL OFFENSE

New Mexico: 690 vs. Wyoming (11/26/2016)

Opponent: 576, Colorado State (11/19/2016)

## 30 FIRST DOWNS

New Mexico: 33 vs. San Diego State (2005)

Opponent: 40, Boise State (11/14/2015)

## INTERCEPTED FIVE PASSES

New Mexico: 5 vs. San Diego State (2003)

Opponent: 5, Colorado State (2001)

## 100 YARDS IN PENALTIES

New Mexico: 103 vs. Arizona (12/19/2015)

Opponent: 141, BYU (2010)

## LOST FIVE FUMBLES

New Mexico: 5 vs. Brigham Young (1984)

Opponent: 5, Air Force (2007)

## FAILED TO GAIN 100 YARDS RUSHING

New Mexico: 84 vs. Texas Tech (2012)

Opponent: 65, Boise State (10/7/2016)

## FAILED TO GAIN 100 YARDS PASSING

New Mexico: 77 vs. UTSA (12/17/2016)

Opponent: 48 vs. Mississippi Valley State (9/5/2015)

## FAILED TO GAIN 200 YARDS TOTAL OFFENSE

New Mexico: 127, Texas Tech (2012)

Opponent: 74 vs. Mississippi Valley State (9/5/2015)

## RECORDED A SAFETY

New Mexico: Maurice Daniels sacked New Mexico State's Nick Jeanty in the end zone (10/3/2015)

Opponent: Team safety, TCU (2009)

## NO PUNTS

New Mexico: vs. Colorado State (2013)

Opponent: Colorado State (11/21/2015)

## SCORED TDS ON OFFENSE, DEFENSE AND SPECIAL TEAMS

New Mexico: vs. ULM (10/22/2016)

Opponent: Utah (2010)

# TOP MARKS BY UNM OPPONENTS VS. LOBOS

INDIVIDUAL		TEAM	
First Downs	40, Boise State (11/14/2015)	INTs	3, Gerald Campbell, UTEP (1950)
Rushing Att.	47, Steve Bartalo, CSU (1985)		3, Gene Franz, BYU (1962)
			3, Derwin Gray, BYU (1990)
Rushing Yards	325, Andre Davis, TCU (1994)		7, UTEP (1950)
			7, West Texas (1950)
			7, Arizona (1953)
Long TD	94, Alvester Alexander, Wyoming (2010)	Rec. Yards	281, Thomas Sperbeck, Boise State (11/14/2015)
Rushing Tds	6, Kapri Bibbs, Colorado State (2013)	Receptions	22, Jay Miller, BYU (1973)
		TD Rec.	4, Kirk Pendleton, BYU (1983)
Pass Att.	75, Brett Rypien, Boise State (11/14/2015)		4, Roger Garidel, Utah (1971)
		INT Return	100, Larry Durham, UTEP (1962)
Pass Comp.	47, Chase Holbrook, New Mexico St. (2007)	Field Goals	5, Hawai'i (1981)
			5, Washington St. (2003)
Passing Yards	585, Robbie Bosco, BYU (1985)	Long FG	56, Owen Pochman, BYU (2000)
		Punts	13, Lonnie Crittenden, UTEP (1962)
Long Pass	98, Jack Steptoe from Dan Hagemann, Utah (1976)		13, UTEP (1962)
Total Plays	84, Brad Smith, Missouri (2005)		13, UTEP (1983)
		Long Punt	89, Jeff Babcock, Colorado St. (2004)
Total Off.	592, Robbie Bosco, BYU (1985)	Punt Return	95, Morris Owens, Arizona St. (1972)
		KO Return	100, Cedric Johnson, UTEP (1996)
TD Passes	7, Derek Carr, Fresno State (2013)		100, Ivory McCann, Texas Tech (2001)
			7, UTEP (1967)

## SEASON BOX SCORES

	<b>21</b>	<b>Game 1: 9-1-2016</b>
	<b>48</b>	<b>Albuquerque, N.M.</b>
		<b>Att: 20,221</b>

**ALBUQUERQUE, N.M.** — The University of New Mexico Lobos scored 31 unanswered points to wrestle away a quick lead by South Dakota, taking down the Coyotes 48-21 in the season opener for both teams. UNM's offense rolled up 615 yards, the 15th-best total in school history.

If the opening play is any indication of how a season will go, it's going to be explosive. Teriyon Gipson took the opening handoff and raced 75 yards for a touchdown just 12 seconds into the contest. South Dakota did have an answer, as they went 75 yards in five plays, and then after a fumble, USD went 90 yards in nine plays to make it 14-7 9:10 into the game.

To that point, the Coyotes had 165 yards of offense, but UNM's veteran defense took charge after that, limiting the USD squad to just 158 the rest of the game, 75 of which came on the only scoring drive of the final three quarters for the Coyotes.

UNM was led by starting quarterback Austin Apodaca, who was nothing short of brilliant, rushing 41 yards on seven carries and going 12-for-16 through the air for 172 yards and two touchdowns. Both of those TDs were on brilliant catches. The first was over the middle by Matt Quarells, who caught a pass with a defender draped all over him and broke away for a 62-yard score. The second was at the end of a perfect two-minute drill as Apodaca hit Q' Drennan near the five yard line, leaping for the grab and then spinning into the end zone for his first career catch.

That made it 35-14 at the break and it was pretty much over from there as USD never really threatened.

Gipson, who scored on that opening 75-yard run, went 84 on his next touch to make it 14-14 just 59 seconds after USD went up 14-7. Quarells' catch gave UNM its lead for good, and then Richard McQuarley scored the first of his two touchdowns.

In the second half, Jason Sanders hit a pair of field goals sandwiched around USD's lone touchdown, but with the game at 41-21, McQuarley scored on a bruising 14-yard run through the middle for the final score of the game.

However, while the offense was rolling, the defense did as well over the final three quarters. Dakota Cox, who is looking to become the first player to lead the team in tackles all four seasons, got off to the right start with 14 tackles, 2.0 for loss, a sack, a forced fumble and an interception. Both turnovers he had a hand in turned into second half scores.

Overall, the Lobos recorded three sacks and six tackles for loss along with forcing three turnovers. After allowing two touchdowns on the first two drives, UNM forced five punts, two turnovers, a turnover on downs and two end of halves, getting 10 stops on the final 11 possessions, only two of which saw the Coyotes gain more than 20 yards.

Score by Quarters	1	2	3	4	Total
South Dakota	14	0	7	0	21
New Mexico	14	21	6	7	48

### Qtr Time Scoring play

1st	14:48	NM - GIPSON, Teriyon 75 yd run (SANDERS, Jason kick), 1-75 0:12
	12:59	USD - Streveler,Chris 55 yd run (Bergner,Miles kick), 5-75 1:49
	05:50	USD - Streveler,Chris 42 yd run (Bergner,Miles kick), 9-90 3:20
2nd	04:51	NM - GIPSON, Teriyon 84 yd run (SANDERS, Jason kick), 3-89 0:54
	13:45	NM - QUARELLS, Matt 62 yd pass from APODACA, Austin (SANDERS, Jason kick), 4-74 1:18
	05:19	NM - McQUARLEY, Richard 4 yd run (SANDERS, Jason kick), 7-46 3:59
3rd	00:10	NM - DRENNAN, Q' 26 yd pass from APODACA, Austin (SANDERS, Jason kick), 11-63 2:16
	09:47	NM - SANDERS, Jason 27 yd field goal, 7-16 3:50
	06:48	USD - Carpenter, T. 41 yd pass from Streveler, Chris (Bergner,Miles kick), 8-75 2:59
4th	01:43	NM - SANDERS, Jason 22 yd field goal, 8-80 5:00
	11:26	NM - McQUARLEY, Richard 14 yd run (SANDERS, Jason kick), 6-48 3:29

	USD	NM
<b>FIRST DOWNS</b>	16	24
<b>RUSHES-YARDS (NET)</b>	43-183	49-428
<b>PASSING YDS (NET)</b>	140	187
Passes Att-Comp-Int	21-14-1	19-13-0
<b>TOTAL OFFENSE PLAYS-YARDS</b>	64-323	68-615
Fumble Returns-Yards	0-0	0-0
Punt Returns-Yards	1-2	3-37
Kickoff Returns-Yards	1-13	2-26
Interception Returns-Yards	0-0	1-0
Punts (Number-Avg)	5-55.8	4-29.0
Fumbles-Lost	2-2	1-1
Penalties-Yards	2-15	4-30
Possession Time	25:03	34:57
Third-Down Conversions	7 of 15	8 of 14
Fourth-Down Conversions	1 of 2	0 of 0
Red-Zone Scores-Chances	0-0	4-5
Sacks By: Number-Yards	2-9	3-21

**RUSHING:** South Dakota-Streveler, Chris 16-131; Bouma, Trevor 14-39; Ducker, Trystin 2-5; Kilgore, Khorey 3-4; Fredrick, M. 2-4; Saeger, Ryan 1-2; Jackson, Shamar 1-2; TEAM 1-minus 1; Simmons, Austin 3-minus 3. **New Mexico-GIPSON,** Teriyon 8-181; **WOODHOUSE,** Diquon 4-68; **McQUARLEY,** Richard 13-55; **OWENS,** Tyrone 10-48; **APODACA,** Austin 7-41; **CHESTNUT,** Daryl 6-36; **JONES,** Jahvon 1-minus 1.

**PASSING:** South Dakota-Streveler, Chris 10-13-0-17; Saeger, Ryan 4-7-1-23; Simmons, Austin 0-1-0-0. **New Mexico-APODACA,** Austin 12-16-0-172; **LAWSON,** JuJuan 1-2-0-15; **TEAM** 0-1-0-0.

**RECEIVING:** South Dakota-Carpenter, T. 3-59; Bouma, Trevor 3-25; Van Roekel, B. 2-19; Brooks, Alonge 2-14; Ramsey, Aaron 1-12; Donovan, Riley 1-8; Potter, Drew 1-6; Kilgore, Khorey 1-minus 3. **New Mexico-REED,** Patrick 4-47; **GAMBLIN,** Dameron 4-20; **QUARELLS,** Matt 2-72; **DRENNAN,** Q' 1-26; **DAVIS,** Chris 1-15; **GIPSON,** Teriyon 1-7.



**INTERCEPTIONS:** South Dakota-None. **New Mexico-COX,** Dakota 1-0.

**FUMBLES:** South Dakota-Simmons, Austin 1-1; Streveler, Chris 1-1. **New Mexico-McQUARLEY,** Richard 1-1.

South Dakota (0-1) vs. New Mexico (1-0)  
Date: Sep 01, 2016 • Site: Albuquerque, N.M. • Stadium: University Stadium  
Attendance: 20221

Kickoff time: 7 pm • End of Game: 9:56 • Total elapsed time: 2:56  
Officials: Referee: Marvel July; Umpire: Rico Orsot; Linesman: Bill Scott;  
Line judge: John Kilmer; Back Judge: Robert Lewis; Field Judge: Matt Binford;  
Side Judge: Steve Heiman; Center judge: Greg Reid;  
Temperature: 82 • Wind: 4 mph • Weather: Mostly Sunny

## THE UNIVERSITY OF NEW MEXICO FOOTBALL

	<b>32</b>	<b>Game 2: 9-10-2016</b>
	<b>31</b>	<b>Las Cruces, N.M.</b>
		<b>Att: 17,843</b>

**LAS CRUCES, N.M.** --- The New Mexico Lobos led for almost the entire game. They didn't have the lead when it counted though...the end. New Mexico State took advantage of a short field and scored on an 8-yard pass with 5:46 to go, and UNM's fourth and 15 try fell three yards short as New Mexico State won the Rio Grande Rivalry for the first time since 2011 with a 32-31 victory in front of 17,852.

After two straight seasons in which UNM needed second half comebacks in order to win, it was NMSU's turn to pull the same trick. The Lobos took the opening kickoff and marched right down the field without an issue, going 75 yards in eight plays with Teriyon Gipson barreling over from 12-yards out just 4:35 into the game. UNM would then lead for the next 49:44, but the Lobos never could put away NMSU, and that would prove costly.

The Lobos took a 31-22 lead with 14:04 remaining when on a fourth-and-goal play, quarterback Austin Apodaca fakes a handoff to Richard McQuarley, and pitched to Gipson who walked into the end zone.

New Mexico State drove to the UNM 28, but back-to-back sacks moved the Aggies out of field goal range at the 37, facing third and 19. Tyler Rogers however converted, hitting a 26-yard pass, setting up Parker Davidson's fourth field goal of the game to make it 31-25 with 10:12 to go.

The killer for the Lobos came on the next drive. Facing third and five, Apodaca threw behind his intended receiver, and instead of a first down, NMSU's Terrill Hanks picked it off, giving the Aggies life at the Lobo 27.

On third and 2 from the 8-yard line, Rogers hit Gregory Hogan for a touchdown, and Davidson, who missed an earlier extra point, hit this one for NMSU's only lead at 32-31.

UNM wasn't done. Starting from their 30, the Lobos got a key fourth down conversion to Chris Davis, Jr. to the NMSU 45, and with just over two minutes left, it looked like one more first down would give kicker Jason Sanders a shot at being a hero.

That shot never came.

A pass to Patrick Reed was incomplete, and then NMSU's only sack of the game made it third and 15. After another incompleting, UNM was left facing a fourth-and-15. Apodaca hit Gipson underneath for 12, falling three yards short, although a UNM penalty would have negated the gain. From there the Aggie ran off the final 1:28 for the win.

It looked early like NMSU would never stop UNM. After the opening 75-yard drive for UNM was answered with a field goal, The Lobos drove 80 yards, with Apodaca keeping and scoring from 23 yards out for his second career touchdown. From there, UNM's offense dried up in the first half, mustering only a field goal with 28 seconds left to lead 17-9.

Score by Quarters	1	2	3	4	Total
New Mexico	14	3	7	7	31
New Mexico State	3	12	7	10	32

### Qtr Time Scoring play

1st	10:25	NM - GIPSON, Teriyon 12 yd run (SANDERS, Jason kick), 8-75 4:35
	05:59	NMS - Davidson, P 45 yd field goal, 11-48 4:26
	02:40	NM - APODACA, Austin 23 yd run (SANDERS, Jason kick), 8-80 3:12
2nd	13:55	NMS - Davidson, P 41 yd field goal, 11-52 3:45
	06:42	NMS - Davidson, P 37 yd field goal, 4-0 0:21
	00:28	NM - SANDERS, Jason 41 yd field goal, 13-51 6:14
	00:04	NMS - Scott, Jaleel 5 yd pass from Rogers, Tyler (Davidson, P kick failed), 2-69 0:17
3rd	10:54	NM - McQUARLEY, Richard 5 yd run (SANDERS, Jason kick), 6-42 3:06
	02:45	NMS - Hall, Xavier 1 yd run (Davidson, P kick), 14-63 5:20
4th	14:04	NM - GIPSON, Teriyon 1 yd run (SANDERS, Jason kick), 7-28 3:21
	10:12	NMS - Davidson, P 30 yd field goal, 10-57 3:47
	05:46	NMS - Hogan, Gregory 8 yd pass from Rogers, Tyler (Davidson, P kick), 6-27 2:51

	NM	NMS
<b>FIRST DOWNS</b>	23	22
<b>RUSHES-YARDS (NET)</b>	45-221	35-102
<b>PASSING YDS (NET)</b>	115	205
Passes Att-Comp-Int	23-12-1	35-21-0
<b>TOTAL OFFENSE PLAYS-YARDS</b>	68-336	70-307
Fumble Returns-Yards	0-0	0-0
Punt Returns-Yards	1-9	1-4
Kickoff Returns-Yards	3-101	2-50
Interception Returns-Yards	0-0	1-8
Punts (Number-Avg)	2-40.5	3-46.7
Fumbles-Lost	1-1	0-0
Penalties-Yards	5-55	7-75
Possession Time	32:20	27:40
Third-Down Conversions	3 of 10	9 of 17
Fourth-Down Conversions	2 of 3	1 of 1
Red-Zone Scores-Chances	4-4	5-5
Sacks By: Number-Yards	5-29	1-5

**RUSHING:** New Mexico-OWENS, Tyrone 16-76; GIPSON, Teriyon 12-62; APODACA, Austin 4-58; McQUARLEY, Richard 5-12; CHESTNUT, Daryl 3-8; WOODHOUSE, Diquon 3-3; JORDAN, Lamar 2-2. **New Mexico State-Hall,** Xavier 11-61; **Rogers,** Tyler 15-21; **Caldwell,** Royce 4-20; **Girdy,** Gamar 1-4; **Huntley,** Jason 1-1; **Burke,** King 1-minus 1; **TEAM** 2-minus 4.

**PASSING:** New Mexico-APODACA, Austin 12-23-1-115. **New Mexico State-Rogers,** Tyler 21-35-0-205.

**RECEIVING:** New Mexico-GAMBLIN, Dameron 4-47; GIPSON, Teriyon 4-28; REED, Patrick 1-17; OWENS, Tyrone 1-10; GAUTSCHE, Cole 1-8; DAVIS, Chris 1-5. **New Mexico State-Clark,** OJ 6-13; **Hogan,** Gregory 4-41; **Caldwell,** Royce 2-57; **Lottie,** Izaiah 2-33; **Boone,** Johnathan 2-19; **Scott,** Jaleel 2-16; **Solebeck,** J 2-12; **Hall,** Xavier 1-14.

**INTERCEPTIONS:** New Mexico-None. **New Mexico State-Hanks,** Terrill 1-8.

**FUMBLES:** New Mexico-McQUARLEY, Richard 1-1. **New Mexico State-None.**

New Mexico (1-1) vs. New Mexico State (1-1)  
Date: Sep 10, 2016 • Site: Las Cruces, NM • Stadium: Aggie Memorial  
Attendance: 17852

Kickoff time: 6:07pm • End of Game: 9:31pm • Total elapsed time: 3:24  
Officials: Referee: David Alvarez; Umpire: Stuart Schake; Linesman: George Shoup;  
Line judge: Steve Hoslett; Back Judge: Mike Aaronian; Field Judge: Scotty Melancon;  
Side Judge: Rick Ockey; Center judge: Tim Davis;  
Temperature: 82deg • Wind: ESE12mph • Weather: Sunny

## SEASON BOX SCORES



28

Game 3: 9-17-2016  
Piscataway, N.J.

37

Att: 39,680

**PISCATAWAY, N.J.** --- Rutgers scored 31 straight points, and despite UNM's defense limiting the Scarlet Knights to just 350 yards, the Lobos dropped a 37-28 decision in Piscataway in a game in which three long Rutgers touchdowns basically amounted to their offense.

The Lobos defensively allowed just 88 yards in the second half, but The Scarlet Knights took advantage of two short fields, getting fourth quarter field goals on drives that started at the UNM 35 and the UNM 16. UNM might have lost more than just the game as starting quarterback Austin Apodaca suffered an injury to his throwing shoulder late in the game on a sack.

Down 31-21 in the fourth, the Lobos made a game of it, converting a fourth down on the way to a touchdown as Richard McQuarley bolted in from 22 yards out to make it 31-28 with 12:06 to go. UNM went for the surprise onside kick, but Rutgers recovered at midfield, setting up a field position battle that eventually led to a field goal.

Needing nine points, UNM went for a late field goal, but it was missed, allowing Rutgers to take a knee and end the game.

Overall, UNM's defense allowed 350 yards, 155 on two long scoring plays, and then just 195 on the other 60 plays. Offensively, the Lobos rolled for 462 yards on 80 plays and holding the ball for over 38 minutes.

Everything went UNM's way early. Corey Bojorquez' first punt went 50 yards and was fumbled by Janarion Grant, with Bijon Parker recovering at the Rutgers 19-yard line. Daryl Chestnut scored on the next play to make it 7-0. After a drive that ended on fourth-and-one at the 20, UNM got on the board again when Apodaca had time and hit Patrick Reed for a 36-yard score.

Right before the quarter ended, Lamar Jordan somehow escaped a tackle and raced 52 yards for a touchdown and with 13 seconds left in the first quarter, UNM led 21-0. However, Rutgers got the first of three long scoring plays on a 75-yard pass from Chris Lovianoto to Jawuan Harris with three seconds left in the quarter.

The next drive saw some trickery as Grant, a receiver, threw a TD pass to make it 21-14, and then on the next offensive play, Robert Martin raced up the middle 80 yards to tie the game up. Rutgers took the lead with 1:04 left in the half when Grant made up for his earlier mistake on the fumbled punt with a 69-yard punt return for a touchdown, his eighth return for a TD in his career on either punts or kickoffs. That made it 28-21, although UNM had a shot to put point up at the end of the half, but Apodaca was intercepted on a deep ball at the three-yard line.

Score by Quarters	1	2	3	4	Total
New Mexico	21	0	0	7	28
Rutgers	7	21	3	6	37

Qtr	Time	Scoring play
1st	12:56	NM - CHESTNUT, Daryl 19 yd run (SANDERS, Jason kick), 1-19 0:05
	01:36	NM - REED, Patrick 36 yd pass from APODACA, Austin (SANDERS, Jason kick), 7-62 3:26
	00:13	NM - JORDAN, Lamar 52 yd run (SANDERS, Jason kick), 2-59 0:43
	00:03	RUT - Harris, Jawuan 75 yd pass from Laviano, Chris (Bonagura, David kick), 1-75 0:10
2nd	09:38	RUT - Patton, Andre 21 yd pass from Grant, Janarion (Bonagura, David kick), 10-82 3:22
	05:47	RUT - Martin, Robert 80 yd run (Bonagura, David kick), 1-80 0:10
	01:04	RUT - Grant, Janarion 69 yd punt return (Bonagura, David kick)
3rd	07:11	RUT - Bonagura, David 41 yd field goal, 11-38 3:47
4th	12:06	NM - McQUARLEY, Richard 22 yd run (SANDERS, Jason kick), 10-69 5:30
	05:30	RUT - Bonagura, David 33 yd field goal, 7-20 2:18
	03:05	RUT - Bonagura, David 28 yd field goal, 4-6 0:59

	NM	RUT
<b>FIRST DOWNS</b>	21	14
<b>RUSHES-YARDS (NET)</b>	56-293	32-177
<b>PASSING YDS (NET)</b>	169	173
Passes Att-Comp-Int	24-13-1	30-12-0
<b>TOTAL OFFENSE PLAYS-YARDS</b>	80-462	62-350
Fumble Returns-Yards	0-0	1-13
Punt Returns-Yards	3-19	7-112
Kickoff Returns-Yards	8-138	0-0
Interception Returns-Yards	0-0	1-5
Punts (Number-Avg)	8-38.5	7-34.6
Fumbles-Lost	1-1	2-1
Penalties-Yards	7-65	5-37
Possession Time	38:17	21:43
Third-Down Conversions	3 of 15	6 of 17
Fourth-Down Conversions	2 of 3	0 of 0
Red-Zone Scores-Chances	1-3	2-2
Sacks By: Number-Yards	0-0	3-16

**RUSHING:** New Mexico-JORDAN, Lamar 14-101; OWENS, Tyrone 14-67; McQUARLEY, Richard 6-52; CHESTNUT, Daryl 9-41; APODACA, Austin 9-23; WOODHOUSE, Dionon 3-7; GAMBLIN, Dameron 1-2. Rutgers-Martin, Robert 21-169; Grant, Janarion 4-10; Hicks, Josh 3-6; Laviano, Chris 1-1; Allen, Zach 1-1; TEAM 2-minus 10.

**PASSING:** New Mexico-APODACA, Austin 5-13-1-85; JORDAN, Lamar 8-11-0-84. Rutgers-Laviano, Chris 11-27-0-152; Allen, Zach 0-2-0-0; Grant, Janarion 1-1-0-21.

**RECEIVING:** New Mexico-QUARELLS, Matt 5-49; DRENNAN, Q' 3-23; REED, Patrick 2-55; SOMOYE, Anu 1-25; GAMBLIN, Dameron 1-11; WALSH, Michael 1-6. Rutgers-Grant, Janarion 4-32; Harris, Jawuan 3-94; Patton, Andre 2-28; Martini, Robert 2-6; Arcidiacono, N. 1-13.

**INTERCEPTIONS:** New Mexico-None. Rutgers-Gray, K.J. 1-5.

**FUMBLES:** New Mexico-OWENS, Tyrone 1-1. Rutgers-Martin, Robert 1-0; Grant, Janarion 1-1.

New Mexico (1-2) vs. Rutgers (2-1)  
Date: Sep 17, 2016 • Site: Piscataway, N.J. • Stadium: High Point Solutions  
Attendance: 39680

Kickoff time: 12:01 pm • End of Game: 3:37 pm • Total elapsed time: 3:36  
Officials: Referee: Mark Kluczyński; Umpire: Tim Owens; Linesman: Kelly Saalfeld;  
Line judge: Rick Kruger; Back judge: Scott Buchanan; Field judge: Gary Powers;  
Side judge: Scott McElwee; Center judge: Jason Nickleby;  
Temperature: 81 F • Wind: SSW 6mph • Weather: Mostly Sunny

## THE UNIVERSITY OF NEW MEXICO FOOTBALL



48

Game 4: 10-1-2016  
Albuquerque, N.M.

41

Att: 19,852

**ALBUQUERQUE, N.M.** --- New Mexico scored on the second play of the game, and never trailed after that, gouging San José State for 446 yards on the ground as the Lobos improved to 1-0 in Mountain West play at 2-2 overall with a 48-41 victory over the Spartans in front of a Homecoming crowd of 19,852 at University Stadium.

It took just two plays, 75 yards on the ground and 55 seconds for UNM to take the lead for good. Teriyon Gipson went for the first 61 yards, and Tyrone Owens finished the drive with 14 more and quickly it was a 7-0 lead and a harbinger of things to come. Both Gipson and Owens rushed for 100 yards, Gipson's fourth 100-yard rushing game of his career, and Owens' first.

UNM got a quick three-and-out and went right down the field again, with Gipson scoring from 40 yards out to make it 14-0. San Jose State responded with two touchdowns, a 75-yard jaunt by Zamore Zigler and a 21-yard end around by Tim Crawley, but the second extra point was blocked by Nik D'Avanzo, keeping UNM in the lead 14-13.

The teams traded touchdowns in the second quarter, UNM with the first of Richard McQuarley's three rushing scores and San José State with a Crawley 65 reception, but UNM would score the next 20 points.

Up 21-20, McQuarley scored again from a yard out, and then after a missed SJSU field goal, Jason Sanders ended the half with a career-long 45 yarder to give UNM a 31-20 lead.

Sanders added a field goal on UNM's first drive of the third quarter, and then the defense got a big play when Austin Ocasio, who had just checked in at linebacker, dropped into coverage and picked off Kenny Potter and zig-zagged his way to a 37-yard touchdown, and UNM led 41-20 after three.

San José State however wasn't done. Deontae Cooper scored on a short run, and then after an interception, he scored on a 45-yard screen pass to cut the lead to 41-34 with 9:27 left. However, UNM's defense forced three-and-outs on the next two Spartan drives, and UNM then put together a drive to salt the game away, going 79 yards in six plays, with McQuarley scoring on third down for a 48-34 lead with 2:54 left.

San José State got a late touchdown with 31 seconds left, but the ensuing onside kick went out of bounds, allowing UNM to take one knee and end the game.

The Lobos racked up 491 yards of offense, including 446 on the ground. UNM also dominated time of possession, holding the ball for 37:07. Defensively UNM allowed 41 points, but held San José State to just 2-for-9 on third down, and scored on an interception. UNM also forced six three-and-outs in the game, including two after the Spartans closed to within 41-34 in the fourth quarter.

Score by Quarters	1	2	3	4	Total
San Jose State	13	7	0	21	41
New Mexico	14	17	10	7	48

Qtr	Time	Scoring play
1st	14:05	NM - OWENS, Tyrone 14 yd run (SANDERS, Jason kick), 2-75 0:55
	07:32	NM - GIPSON, Teriyon 40 yd run (SANDERS, Jason kick), 9-85 4:36
	07:21	SJ - ZIGLER, Zamore 75 yd run (CRAWFORD, Bryce kick), 1-75 0:11
	01:07	SJ - CRAWLEY, Tim 21 yd run (CRAWFORD, Bryce kick), 8-80 4:00
2nd	11:13	NM - McQUARLEY, Richard 9 yd run (SANDERS, Jason kick), 4-42 1:55
	09:59	SJ - CRAWLEY, Tim 65 yd pass from POTTER, Kenny (CRAWFORD, Bryce kick), 3-75 1:14
	05:58	NM - McQUARLEY, Richard 1 yd run (SANDERS, Jason kick), 8-75 4:01
	00:00	NM - SANDERS, Jason 45 yd field goal, 11-52 4:10
3rd	05:01	NM - SANDERS, Jason 35 yd field goal, 15-62 8:20
	03:10	NM - OCASIO, Austin 37 yd interception return (SANDERS, Jason kick)
4th	12:06	SJ - COOPER, Deontae 2 yd run (CRAWFORD, Bryce kick), 5-46 2:06
	09:27	SJ - COOPER, Deontae 45 yd pass from POTTER, Kenny (CRAWFORD, Bryce kick), 3-58 1:02
	02:54	NM - McQUARLEY, Richard 6 yd run (SANDERS, Jason kick), 6-79 1:55
	00:31	SJ - HARTLEY, Tre 14 yd pass from POTTER, Kenny (CRAWFORD, Bryce kick), 8-75 2:23

	SJ	NM
<b>FIRST DOWNS</b>	20	22
<b>RUSHES-YARDS (NET)</b>	26-129	64-446
<b>PASSING YDS (NET)</b>	314	45
Passes Att-Comp-Int	30-16-1	8-4-1
<b>TOTAL OFFENSE PLAYS-YARDS</b>	56-443	72-491
Fumble Returns-Yards	0-0	0-0
Punt Returns-Yards	2-4	4-44
Kickoff Returns-Yards	0-0	0-0
Interception Returns-Yards	1-0	1-37
Punts (Number-Avg)	6-55.5	5-44.2
Fumbles-Lost	1-0	0-0
Penalties-Yards	2-25	8-70
Possession Time	22:53	37:07
Third-Down Conversions	2 of 9	5 of 14
Fourth-Down Conversions	0 of 0	1 of 1
Red-Zone Scores-Chances	2-3	5-5
Sacks By: Number-Yards	1-3	3-15

**RUSHING:** San Jose State-ZIGLER, Zamore 9-91; CRAWLEY, Tim 2-20; COOPER, Deontae 7-19; POTTER, Kenny 8-minus 1. New Mexico-GIPSON, Teriyon 11-156; OWENS, Tyrone 16-117; McQUARLEY, Richard 16-83; JORDAN, Lamar 13-45; CHESTNUT, Daryl 5-36; DRENNAN, Q' 1-10; HARRIS, Emmanuel 1-1; TEAM 1-minus 2.

**PASSING:** San Jose State-POTTER, Kenny 16-29-1-314; CRAWLEY, Tim 0-1-0-0. New Mexico-JORDAN, Lamar 4-8-1-45.

**RECEIVING:** San Jose State-HOLMES, Justin 4-99; HARTLEY, Tre 4-67; CRAWLEY, Tim 2-76; COOPER, Deontae 2-59; FREEMAN, Billy 2-4; COTTRELL, Thai 1-8; ZIGLER, Zamore 1-1. New Mexico-OWENS, Tyrone 2-27; CHESTNUT, Daryl 1-14; HARRIS, Emmanuel 1-4.

**INTERCEPTIONS:** San Jose State-McKNIGHT, Mauri 1-0. New Mexico-OCASIO, Austin 1-37.

**FUMBLES:** San Jose State-COTTRELL, Thai 1-0. New Mexico-None.

San Jose State (1-4,0-1) vs. New Mexico (2-2,1-0)  
Date: Oct 01, 2016 • Site: Albuquerque, N.M. • Stadium: University Stadium  
Attendance: 19852

Kickoff time: 2:08 pm • End of Game: 5:25 • Total elapsed time: 3:17  
Officials: Referee: Kevin Hassell; Umpire: Apollo Martin; Linesman: Tim Crowley;  
Line judge: David Young; Back judge: Bobby Lynn; Field judge: Gabriel DeLeon;  
Side judge: Mark Graves; Center judge: Bill Bishop;  
Temperature: 77 • Wind: 5 MPH • Weather: Paradise



# SEASON BOX SCORES



**49**



**21**

**Game 5: 10-7-2016**  
**Albuquerque, N.M.**  
**Att: 20,090**

ALBUQUERQUE, N.M. --- Boise State exacted a measure of revenge against New Mexico as Brett Rypien looked every bit the part of a first team all-conference quarterback, going 21-for-28 for 391 yards and five touchdowns in first half as the No. 19 Broncos defeated the Lobos 49-21.

The loss dropped the Lobos to 2-3 overall and 1-1 in the Mountain West, with a date with Air Force in the Cotton Bowl on tap next Saturday at 1:30 p.m. Mountain Time in a game on ESPN News.

Both teams went 3-and-out on their opening possessions, but BSU went on top 7-0 after an 81-yard drive aided by two 15-yard face mask penalties on UNM and a dropped interception. The drive ended with the first of five touchdowns from Rypien as he hit Cedrick Wilson on a fade in the end zone. Those penalties would be a theme throughout the evening as UNM was whistled for a season-high 12.

The Lobos were able to tie the game on its next drive as after Lamar Jordan rushed three times, converting on third down, he handed the ball to Tyrone Owens, who raced up the gut untouched for a 62-yard touchdown, tying the game at 7-7, but that was the last time it would be tied.

BSU would score touchdowns on its next five drives of the half, pushing the lead to 42-7 at the half. BSU would score on its opening second half possession before UNM finally was able to answer in the fourth quarter. Most of those touchdowns were from the arm of Rypien, who threw touchdown passes of 7, 53, 54, 8 and 35 yards, two to Thomas Sperbeck and three to Wilson.

The Lobos finally ended the run of points when Juluan Lawson, who entered at the start of the fourth quarter, led the Lobos on a 14-play, 82-yard drive as he rushed over for a touchdown on fourth down. UNM added one last score with 20 seconds left when Lamar Jordan came in and hit Anu Somoye for a 12-yard score, Somoye's first career touchdown.

New Mexico, which won the turnover battle in last year's game 4-2, threw an interception to end the first half and didn't force a turnover in the game.

The Lobos did keep up the good work on the ground, rushing for 382 yards on 61 carries, and limiting Boise State to just 65 yards on the ground on 29 carries. However, the air was a different story as Boise State went 21-for-30 for 391 yards, while UNM was just 4-for-15 for 39 yards.

Jordan led the way with 139 yards, Tyrone Owens added 82 and Juluan Lawson had 62.

Score by Quarters	1	2	3	4	Total
Boise State	14	28	7	0	49
New Mexico	7	0	0	14	21

Qtr	Time	Scoring play
1st	06:49	BSU - WILSON, Cedrick 7 yd pass from RYPIEN, Brett (RAUSA, Tyler kick), 12-81 5:11
	05:01	NM - OWENS, Tyrone 62 yd run (SANDERS, Jason kick), 4-75 1:48
	03:37	BSU - WILSON, Cedrick 53 yd pass from RYPIEN, Brett (RAUSA, Tyler kick), 4-75 1:24
2nd	14:01	BSU - McNICHOLS, J. 9 yd run (RAUSA, Tyler kick), 8-52 2:35
	10:44	BSU - SPERBECK, T. 54 yd pass from RYPIEN, Brett (RAUSA, Tyler kick), 4-94 1:09
	06:17	BSU - WILSON, Cedrick 8 yd pass from RYPIEN, Brett (RAUSA, Tyler kick), 7-56 3:25
	01:10	BSU - SPERBECK, T. 35 yd pass from RYPIEN, Brett (RAUSA, Tyler kick), 6-76 1:45
3rd	07:08	BSU - McNICHOLS, J. 3 yd run (RAUSA, Tyler kick), 8-58 4:02
4th	07:55	NM - LAWSON, Juluan 6 yd run (SANDERS, Jason kick), 14-82 7:06
	00:20	NM - SOMOYE, Anu 12 yd pass from JORDAN, Lamar (SANDERS, Jason kick), 11-74 5:23

	BSU	NM
<b>FIRST DOWNS</b>	22	23
<b>RUSHES-YARDS (NET)</b>	29-65	61-382
<b>PASSING YDS (NET)</b>	391	39
Passes Att-Comp-Int	30-21-0	15-4-1
<b>TOTAL OFFENSE PLAYS-YARDS</b>	59-456	76-421
Fumble Returns-Yards	0-0	0-0
Punt Returns-Yards	2-16	1-5
Kickoff Returns-Yards	0-0	4-64
Interception Returns-Yards	1-0	0-0
Punts (Number-Avg)	3-42.7	6-36.8
Fumbles-Lost	1-0	1-0
Penalties-Yards	2-15	12-88
Possession Time	23:53	36:07
Third-Down Conversions	5 of 8	6 of 16
Fourth-Down Conversions	0 of 0	3 of 4
Red-Zone Scores-Chances	4-4	2-2
Sacks By: Number-Yards	3-19	0-0

RUSHING: Boise State-McNICHOLS, J. 21-54; MATTISON, Alex 2-9; WOLPIN, Ryan 3-9; RYPIEN, Brett 1-1; TEAM 2-minus 8. New Mexico-JORDAN, Lamar 21-139; OWENS, Tyrone 7-82; LAWSON, Juluan 11-62; McQUARLEY, Richard 7-40; CHESTNUT, Daryl 8-32; WOODHOUSE, Diquon 5-26; GAMBLIN, Dameon 2-1.

PASSING: Boise State-RYPIEN, Brett 21-28-0-391; STUART, Thomas 0-2-0-0. New Mexico-JORDAN, Lamar 4-14-1-39; LAWSON, Juluan 0-1-0-0.

RECEIVING: Boise State-SPERBECK, T. 9-198; WILSON, Cedrick 9-167; ANDERSON, Chaz 2-15; MODSTER, Sean 1-11. New Mexico-QUARELLS, Matt 1-13; SOMOYE, Anu 1-12; DRENNAN, Q' 1-11; GAMBLIN, Dameon 1-3.

INTERCEPTIONS: Boise State-FORD, Raymond 1-0. New Mexico-None.

FUMBLES: Boise State-TEAM 1-0. New Mexico-JORDAN, Lamar 1-0.

Boise State (5-0,2-0) vs. New Mexico (2-3,1-1)

Date: Oct 07, 2016 • Site: Albuquerque, N.M. • Stadium: University Stadium

Attendance: 20090

Kickoff time: 7:05 pm • End of Game: 10:37 • Total elapsed time: 3:32

Officials: Referee: C. Castleberry; Umpire: Jin Adams; Linesman: Cal McNeill;

Line judge: Kelly Deterding; Back judge: Donnie Aultman; Field judge: Scott Gaines;

Side judge: Anth. Flemming; Center judge: Chris Tallent;

Temperature: 66 F • Wind: 10 MPH • Weather: Clear

# THE UNIVERSITY OF NEW MEXICO FOOTBALL



**45**



**40**

**Game 6: 10-15-2016**  
**Dallas, Texas**  
**Att: 18,756**

DALLAS, Texas --- In a game in which the offenses were the stars and main attraction, it was UNM's defense that came up huge time and again in the fourth quarter when it needed it. The Lobos, holding onto a 45-40 lead, twice made fourth down stops in the final three minutes, and the offense ran for 373 yards as New Mexico evened its record at 3-3 with a 45-40 win over Air Force, a team receiving votes in the national poll.

The Lobos also improved to 2-1 in the Mountain West, and have now won seven conference games in the last two seasons.

Up 35-27 at the break, the Lobo defense forced an immediate three-and-out to open the half, and Lamar Jordan and company went 80 yards in nine plays, with Richard McQuarley scoring UNM's third 1-yard TD of the game, making it 42-27. Air Force answered with a 20-yard touchdown pass on third-and-16, making it 42-34. The Lobos then got a key score late in the third when after the offense stalled, Jason Sanders bombed a 49-yard field goal that easily had another 15 yards on it. That career-long kick made it 45-34, and kept the game at two scores.

From there the defenses took over. The Lobos forced a punt after a first down, but UNM's offense stalled as Lamar Jordan went out with a hamstring issue, forcing Austin Apodaca into the game for the first time since injuring his collar bone at Rutgers. The Lobo offense would go four straight drives without a first down, forcing UNM's defense to have to answer.

Answer they did.

On the next drive the Lobos forced a three-and-out after one of Nik D'Avanzo's 2.5 tackles for a loss. After another punt, the Lobos finally allowed a score as Air Force went 54 yards in seven plays, cutting the lead to 45-40. The two-point conversion pass was knocked away, keeping it a five-point margin.

Air Force got the ball back with 3:45 to go at its own 37, but the Falcons lost one yard on the drive, with three straight incompletions giving UNM the ball at the Air Force 36. UNM couldn't get the first down it needed and punted to the 12-yard line, and Air Force with 1:54 left had one last shot.

After a holding penalty and a short completion, Air Force's Nate Romine somehow flipped an underhanded toss to Tim McVey for a 20-yard gain to the Air Force 40 with just over a minute to go, but the defense forced four straight incompletions with breakups by Lee Crosby and Dakota Cox. UNM then took two kneel downs to end the game.

It looked like there were going to be fireworks in the daytime of the Texas State Fair, as the Cotton Bowl turf saw plenty of offense to the tune of 974 combined yards. UNM scored a season-high 35 points in the first half as Lamar Jordan and the offense had the option working.

Score by Quarters	1	2	3	4	Total
New Mexico	14	21	10	0	45
Air Force	10	17	7	6	40

Qtr	Time	Scoring play
1st	13:57	NM - McQUARLEY, Richard 1 yd run (SANDERS, Jason kick), 3-75 1:03
	10:33	AF - STREBEL, Luke 48 yd field goal, 7-43 3:19
	09:21	NM - GIPSON, Teriyon 60 yd run (SANDERS, Jason kick), 3-75 1:12
	07:56	AF - OWENS, Jacobi 43 yd run (STREBEL, Luke kick), 4-75 1:25
2nd	13:21	NM - OWENS, Tyrone 1 yd run (SANDERS, Jason kick), 12-71 6:42
	10:30	AF - ROBINETTE, Jale 53 yd pass from ROMINE, Nate (STREBEL, Luke kick), 6-75 2:51
	06:49	NM - GIPSON, Teriyon 12 yd pass from JORDAN, Lamar (SANDERS, Jason kick), 7-60 3:34
	02:00	AF - ROMINE, Nate 1 yd run (STREBEL, Luke kick), 10-75 4:49
	01:10	NM - DRENNAN, Q' 45 yd pass from JORDAN, Lamar (SANDERS, Jason kick), 2-42 0:42
	00:00	AF - STREBEL, Luke 37 yd field goal, 7-55 1:10
3rd	07:27	NM - McQUARLEY, Richard 1 yd run (SANDERS, Jason kick), 9-80 4:50
	05:33	AF - CLEVELAND, R. 20 yd pass from ROMINE, Nate (STREBEL, Luke kick), 7-75 1:54
	00:32	NM - SANDERS, Jason 49 yd field goal, 10-23 4:52
4th	05:22	AF - McVEY, TIM 6 yd run (ROMINE, Nate pass failed), 7-54 2:13

	NM	AF
<b>FIRST DOWNS</b>	18	24
<b>RUSHES-YARDS (NET)</b>	55-373	49-251
<b>PASSING YDS (NET)</b>	70	280
Passes Att-Comp-Int	8-3-0	24-12-0
<b>TOTAL OFFENSE PLAYS-YARDS</b>	63-443	73-531
Fumble Returns-Yards	0-0	0-0
Punt Returns-Yards	1-4	1-7
Kickoff Returns-Yards	4-160	1-22
Interception Returns-Yards	0-0	0-0
Punts (Number-Avg)	5-37.0	4-46.8
Fumbles-Lost	1-0	2-0
Penalties-Yards	3-25	4-41
Possession Time	31:25	28:35
Third-Down Conversions	9 of 15	3 of 11
Fourth-Down Conversions	0 of 0	1 of 3
Red-Zone Scores-Chances	4-4	4-4
Sacks By: Number-Yards	3-20	0-0

RUSHING: New Mexico-GIPSON, Teriyon 9-140; OWENS, Tyrone 16-126; JORDAN, Lamar 6-51; McQUARLEY, Richard 14-31; GAMBLIN, Dameon 1-14; CHESTNUT, Daryl 5-13; APODACA, Austin 2-2; TEAM 2-minus 4. Air Force-OWENS, Jacobi 10-106; JOHNSON, D.J. 10-65; McVEY, TIM 6-44; DAVERN, Shayne 7-23; ROMINE, Nate 13-15; WILLIAMS, Tyler 1-1; CLEVELAND, R. 2-minus 3.

PASSING: New Mexico-JORDAN, Lamar 3-6-0-70; APODACA, Austin 0-2-0-0. Air Force-ROMINE, Nate 12-24-0-280.

RECEIVING: New Mexico-DRENNAN, Q' 2-58; GIPSON, Teriyon 1-12. Air Force-ROBINETTE, Jale 7-182; DAVERN, Shayne 3-57; McVEY, TIM 1-21; CLEVELAND, R. 1-20.

INTERCEPTIONS: New Mexico-None. Air Force-None.

FUMBLES: New Mexico-GAMBLIN, Dameon 1-0. Air Force-OWENS, Jacobi 1-0; CLEVELAND, R. 1-0.

New Mexico (3-3,2-1) vs. Air Force (4-2,1-2)

Date: Oct 15, 2016 • Site: Dallas, Texas • Stadium: Cotton Bowl

Attendance: 18756

Kickoff time: 2:32 pm • End of Game: 6:16 pm • Total elapsed time: 3:44

Officials: Referee: Kevin Mar; Umpire: Matt Salas; Linesman: John Braun;

Line judge: Darren Deckard; Back judge: David Baldwin; Field judge: John Wisniewski;

Side judge: Mario Seneca; Center judge: Corey Long;

Temperature: 85 • Wind: S 14 mph • Weather: Partly Cloudy



# SEASON BOX SCORES




**17**  
**59**

**Game 7: 10-22-2016**  
**Albuquerque, N.M.**  
**Att: 18,099**

**ALBUQUERQUE, N.M.** --- In an amazing coincidence that defies statistics, the Lobos lost the opening coin toss for the seventh time in seven games this year. That was about the only thing that didn't go UNM's way on this night.

The Lobos picked off a pass and scored on the third play of the game and the squad got eight touchdowns from eight different players as New Mexico rolled to 622 yards of offense and an easy 59-17 win over ULM. The win pushed UNM to 4-3 on the season and dropped ULM to 2-5, and it sets up a big game on Saturday night in Honolulu against Hawai'i, a 34-27 double-overtime winner over Air Force on Saturday.

The 622 yards for UNM marked the second time this season that the team eclipsed the 600-yard mark, and the third time under Bob Davie. It tied for the 11th-most yards in school history, equaling the amount UNM picked up against Utah in 1971. It was the most yards since getting 633 against Utah in 2003.

ULM had the opening possession, and on third-and-1, Will Collins, a freshman making his first career start, was picked off by Jadon Boatright right at the 40-yard line. Boatright raced in from there with a touchdown on his first career interception. UNM then forced a three and out and UNM wasted little time making it 14-0 as Richard McQuarley scored to cap a four-play, 72-yard drive, and the rout was on.

UNM would score two more times in the quarter, on a 6-yard Teriyon Gipson run and an 83-yard run by Tyrone Owens, the fifth-longest run in school history, to give UNM a commanding 28-0 lead after one quarter, and it was basically on cruise control from there. Even when things didn't go right, they sort of went right.

After a 10-yard catch with 12 second left in the half for a touchdown to make it 34-3, UNM picked up a 15-yard penalty and then a 10-yard penalty, making the extra point the equivalent of a 45-yard field goal. Didn't matter to Jason Sanders, who went 8-for-8 on PATs, hit a 36-yard field goal and 10 touchdowns on 10 kickoffs.

Up 35-3 at the break, UNM received the opening kickoff for the second half, and Elijah Lilly made ULM pay, taking the kick at the 7-yard line, racing around the left side, breaking a tackle and scampering in for a 93-yard touchdown. The reigning Mountain West Special Teams Player of the Week, Lilly extended UNM's streak to seven straight years with a kickoff return touchdown.

UNM got the lead all the way up to 52-3 after a Diquon Woodhouse touchdown and Sanders' field goal before ULM scored two fourth quarter touchdowns within a minute of each other on a 1-yard run and then a 30-yard pass after a fumble, UNM's third lost fumble of the game.

Daryl Chestnut capped the scoring with a 4-yard touchdown run.

Overall, UNM rushed for 476 yards on 51 carries, and Lamar Jordan and JuJuan Lawson combined to throw for 146 yards through the air. Defensively, UNM allowed just 235 yards, the lowest total to an FBS opponent since a 16-14 loss at New Mexico State when UNM allowed just 208 yards to the Aggies.

Score by Quarters	1	2	3	4	Total
ULM	0	3	0	14	17
New Mexico	28	7	17	7	59

Qtr	Time	Scoring play
1st	13:44	NM - BOATRIGHT, Jadon 40 yd interception return (SANDERS, Jason kick)
	11:21	NM - McQUARLEY, Richard 12 yd run (SANDERS, Jason kick), 4-72 1:26
	04:07	NM - GIPSON, Teriyon 6 yd run (SANDERS, Jason kick), 11-85 4:25
	01:04	NM - OWENS, Tyrone 83 yd run (SANDERS, Jason kick), 1-83 0:11
2nd	05:04	ULM - Ford, Craig 33 yd field goal, 4-5 1:49
	00:12	NM - GAMBLIN, Dameron 10 yd pass from JORDAN, Lamar (SANDERS, Jason kick), 8-86 4:45
3rd	14:45	NM - LILLY, Elijah 93 yd kickoff return (SANDERS, Jason kick)
	06:21	NM - WOODHOUSE, Diquon 36 yd run (SANDERS, Jason kick), 8-89 4:43
	02:33	NM - SANDERS, Jason 36 yd field goal, 5-25 2:13
4th	13:35	ULM - Koufie, Thomas 1 yd run (Ford, Craig kick), 10-75 3:58
	12:33	ULM - Brown, Xavier 30 yd pass from Evans, Caleb (Ford, Craig kick), 1-30 0:07
	06:06	NM - CHESTNUT, Daryl 4 yd run (SANDERS, Jason kick), 11-75 6:27

	ULM	NM
<b>FIRST DOWNS</b>	12	23
<b>RUSHES-YARDS (NET)</b>	41-115	51-476
<b>PASSING YDS (NET)</b>	120	146
Passes Att-Comp-Int	22-12-2	11-7-0
<b>TOTAL OFFENSE PLAYS-YARDS</b>	63-235	62-622
Fumble Returns-Yards	2-6	0-0
Punt Returns-Yards	1-19	1-9
Kickoff Returns-Yards	0-0	3-117
Interception Returns-Yards	0-0	2-40
Punts (Number-Avg)	8-42.1	1-44.0
Fumbles-Lost	0-0	4-3
Penalties-Yards	6-52	7-70
Possession Time	27:30	32:30
Third-Down Conversions	7 of 17	7 of 10
Fourth-Down Conversions	0 of 0	0 of 0
Red-Zone Scores-Chances	2-2	5-5
Sacks By: Number-Yards	0-0	5-21

**RUSHING:** ULM-Collins, Will 11-35; Koufie, Thomas 6-28; Carter, Duke 7-24; Luckett, Ben 9-19; Green, Marcus 2-7; Evans, Caleb 6-2. **New Mexico-OWENS, Tyrone 9-171; GIPSON, Teriyon 8-84; McQUARLEY, Richard 9-68; WOODHOUSE, Diquon 4-67; CHESTNUT, Daryl 10-48; JONES, Jahvon 5-38; LAWSON, JuJuan 1-5; JORDAN, Lamar 5-minus 5.**

**PASSING:** ULM-Evans, Caleb 12-15-1-120; Collins, Will 0-7-1-0. **New Mexico-JORDAN, Lamar 5-9-0-107; LAWSON, JuJuan 2-2-0-39.**

**RECEIVING:** ULM-Brown, Xavier 2-32; Holley, Ajalen 2-17; McCray, Markis 2-13; Williams, Brian 1-33; Perrier, Tre 1-8; Carter, Duke 1-6; Nevels, Kyle 1-4; Koufie, Thomas 1-4; Green, Marcus 1-3. **New Mexico-REED, Patrick 1-45; DRENNAN, Q' 1-39; DAVIS, Chris 1-26; HARRIS, Emmanuel 1-13; GAMBLIN, Dameron 1-10; QUARELLS, Matt 1-9; OWENS, Tyrone 1-4.**

**INTERCEPTIONS:** ULM-None. **New Mexico-BOATRIGHT, Jadon 1-40; ROTHSCILLER, Jake 1-0.**

**FUMBLES:** ULM-None. **New Mexico-GIPSON, Teriyon 1-1; WOODHOUSE, Diquon 1-1; JORDAN, Lamar 1-1; CHESTNUT, Daryl 1-0.**

ULM (2-5) vs. New Mexico (4-3)  
 Date: Oct 22, 2016 • Site: Albuquerque, N.M. • Stadium: University Stadium  
 Attendance: 18099

Kickoff time: 7 pm • End of Game: 10:10 pm • Total elapsed time: 3:10  
 Officials: Referee: Ted Pitts; Umpire: Ken Huffines; Linesman: Greg LeFils Sr.;  
 Line Judge: Walter Flowers; Back Judge: Jay Brown; Field Judge: Mike Bosher;  
 Side Judge: Chris Shields; Center Judge: Chris Garner;  
 Temperature: 70 • Wind: S@3 • Weather: Partly cloudy 0%

# THE UNIVERSITY OF NEW MEXICO FOOTBALL




**28**  
**21**

**Game 8: 10-29-2016**  
**Honolulu, Haw.**  
**Att: 18,099**

**HONOLULU, Hawaii** --- In a game that felt like a defensive play would win it ... a defensive play won it. Daniel Henry zipped through the line and forced a Diocemy Saint Juste fumble and Lee Crosby scooped and scored from 46 yards out as New Mexico won its third straight for the first time since 2007 as UNM beat Hawai'i 28-21 in a game marred by torrential rain throughout.

After Crosby's and Henry's heroics, UNM needed one more stop defensively, and the third time on the drive was the charm. Hawai'i methodically moved down the field after Crosby's touchdown with 8:53 left, converting two straight fourth-and-2 opportunities. After an eight-yard pass to the UNM 8-yard line, Nik D'Avanzo and Donnie White teamed up to hold Steve Lakalaka to a yard on third down, setting up another fourth down opportunity. With the clock winding down and under 2:30 to go, D'Avanzo knifed through the Hawai'i line and took down Lakalaka for no gain after a measurement.

From there, UNM needed two first downs and Diquon Woodhouse, Teriyon Gipson and Tyrone Owens combined to get them, giving UNM a hard fought win on the island of Oahu.

Tied at 14-14, UNM took the lead late in the third quarter when Owens burst up the middle and got a tremendous downfield block from Matt Quarells and scored to make it 21-14, pushing him over the 100-yard mark in the process. The Rainbow Warriors (4-5, 3-2 MW) answered with a 56-yard drive to tie it at 21-21 as Lakalaka scored from four yards out.

UNM punted after that, but a big tackle on coverage by Bijon Parker set up the stage for the ensuing run plays by Hawai'i and the fumble recovery that won it.

UNM went up 14-0 in the first quarter, scoring on runs by Richard McQuarley of 1-yard and 11 yards by Teriyon Gipson. Hawai'i answered with 14 in the second quarter, scoring on a 6-yard quarterback run and a 2-yard run on a fake field goal at the halftime gun.

Lamar Jordan started for UNM and was 4-for-6 for 58 yards and a pick in the first half. Austin Apodaca came in for the second half and was 7-for-9 for 26 yards, but his accuracy opened up the middle of the field, allowing Owens to take advantage.

Score by Quarters	1	2	3	4	Total
New Mexico	14	0	7	7	28
Hawai'i	0	14	0	7	21

Qtr	Time	Scoring play
1st	06:59	NM - McQUARLEY, Richard 1 yd run (SANDERS, Jason kick), 11-56 5:43
	00:33	NM - GIPSON, Teriyon 11 yd run (SANDERS, Jason kick), 9-75 4:51
2nd	10:56	UH - BROWN, Dru 6 yd run (SANCHEZ, R. kick), 10-75 4:37
	00:00	UH - WOOLSEY, Ikaika 2 yd run (SANCHEZ, R. kick), 5-40 0:51
3rd	00:01	NM - OWENS, Tyrone 72 yd run (SANDERS, Jason kick), 1-72 0:13
4th	12:49	UH - LAKALAKA, S. 4 yd run (SANCHEZ, R. kick), 8-56 2:11
	08:53	NM - CROSBY, Lee 46 yd fumble recovery (SANDERS, Jason kick)

	NM	UH
<b>FIRST DOWNS</b>	15	16
<b>RUSHES-YARDS (NET)</b>	40-237	40-125
<b>PASSING YDS (NET)</b>	84	173
Passes Att-Comp-Int	15-11-1	28-16-0
<b>TOTAL OFFENSE PLAYS-YARDS</b>	55-321	68-298
Fumble Returns-Yards	1-46	0-0
Punt Returns-Yards	4-16	4-36
Kickoff Returns-Yards	1-18	2-67
Interception Returns-Yards	0-0	1-3
Punts (Number-Avg)	6-47.2	6-44.8
Fumbles-Lost	1-0	2-1
Penalties-Yards	8-79	1-10
Possession Time	30:18	29:42
Third-Down Conversions	5 of 12	2 of 13
Fourth-Down Conversions	1 of 1	3 of 5
Red-Zone Scores-Chances	2-2	3-4
Sacks By: Number-Yards	2-10	0-0

**RUSHING:** New Mexico-OWENS, Tyrone 12-134; GIPSON, Teriyon 17-73; McQUARLEY, Richard 6-17; JORDAN, Lamar 2-12; WOODHOUSE, Diquon 1-5; TEAM 1-minus 2; CHESTNUT, Daryl 1-minus 2. **Hawai'i-SAINT JUSTE, D. 17-77; LAKALAKA, S. 9-23; HARRIS, Paul 5-12; BROWN, Dru 8-11; WOOLSEY, Ikaika 1-2.**

**PASSING:** New Mexico-APODACA, Austin 7-9-0-26; JORDAN, Lamar 4-6-1-58. **Hawai'i-BROWN, Dru 16-28-0-173.**

**RECEIVING:** New Mexico-GAMBLIN, Dameron 4-41; GIPSON, Teriyon 2-15; OWENS, Tyrone 2-9; HARRIS, Emmanuel 1-10; McQUARLEY, Richard 1-6; QUARELLS, Matt 1-3. **Hawai'i-KEMP, Marcus 8-89; URSUA, John 5-44; EWALIKO, Keelan 2-31; COLLIE, Dylan 1-9.**

**INTERCEPTIONS:** New Mexico-None. **Hawai'i-HENDERSON, T. 1-3.**

**FUMBLES:** New Mexico-GIPSON, Teriyon 1-0. **Hawai'i-URSUA, John 1-0; SAINT JUSTE, D. 1-1.**

New Mexico (5-3,3-1) vs. Hawai'i (4-5,3-2)  
 Date: Oct 29, 2016 • Site: Honolulu, HI • Stadium: Aloha Stadium  
 Attendance: 23964

Kickoff time: 6:08 pm • End of Game: 9:17 • Total elapsed time: 3:09  
 Officials: Referee: David Alvarez; Umpire: Stuart Schake; Linesman: George Shoup;  
 Line Judge: Steve Hoslett; Back Judge: Mike Aaronian; Field Judge: Allan Nicholson;  
 Side Judge: Richard Ockey; Center Judge: Timothy Davis;  
 Temperature: 76 deg. • Wind: NE 13 • Weather: Showers  
 TURNSTILE ATTENDANCE: 19,158

## SEASON BOX SCORES

	<b>26</b>	<b>Game 9: 11-5-2016</b>
	<b>35</b>	<b>Albuquerque, N.M.</b>
		<b>Att: 17,290</b>

**ALBUQUERQUE, N.M.** --- It wasn't exactly "Easy Like Sunday Morning", but it sure finished on Sunday morning. Thanks to a hellacious thunder storm that knocked out power briefly at University Stadium and delayed the game at halftime nearly two hours, the University of New Mexico Lobos clinched bowl eligibility for a second straight season with a 35-26 win over the Nevada Wolf Pack, a team that soundly defeated UNM a year ago.

The win moved the Lobos to 6-3 overall and 4-1 in the Mountain Division of the Mountain West, keeping pace with Boise State for a tie for second place. The Lobos remained one game behind Wyoming for first place in the conference. It also gave UNM its first four -game winning streak since the 2004 season, when UNM won five straight.

The Lobos will now go bowling for a second consecutive year, only the fourth time that's happened and the first since the team went three straight times, in 2006 and 2007.

Play resumed after a one hour, 49-minute delay at 10:43 p.m., and UNM's defense immediately forced a three-and-out, setting up UNM's offense. Under Austin Apodaca, the Lobos moved the ball right down the field as Apodaca mixed the pass and run well. However, on a fumble at the 4-yard line, Apodaca got hurt on the recovery, and Lamar Jordan, who started, entered back into the game. He promptly dashed into the end zone from the four to give UNM the lead for good.

Apodaca returned on the next series and hit Emmanuel Harris for a 44-yard touchdown on a third-and-six play, giving UNM a 28-14 lead. Nevada however, would answer with the next two touchdowns, but Nevada's kicking game, once a major strength, proved its undoing. After a Brandon Scott 19-yard touchdown catch, Spencer Pettit's extra point was blocked by Ryan Santos, keeping the margin at eight, 28-20.

Nevada's next offensive play went for a 57-yard touchdown to Ahki Muhammad, this with 11:31 to go. Needing a two-pointer to tie, Tyler Gangi's pass was knocked away by Nias Martin, keeping UNM in the lead at 28-26.

After another punt, UNM's defense, as it did when needed against San José State and Air Force during this streak, came through. Down just two and starting at its own 20, Nevada went nowhere in three plays. First, Kimmie Carson blew up James Butler on an inside handoff, and then he got in Gangi's face and forced an incompleion. On third down, Jadon Boatright knocked away a pass intended for Jerico Richardson, forcing a punt.

That was all UNM needed. Apodaca led a brilliant eight play, 57 yard drive for a touchdown to ice it away. After a run for no gain on the first play, he scrambled around, buying time until he found Cole Gautsche for a short gain. Apodaca then hit Dameon Gamblin with a big completion for a first down to the Nevada 43-yard line. From there, Gipson, who finished with 121 yards on the ground, gained three, and then Apodaca went for 29, sliding at the end to stay in bounds. He would score to seal it three plays later.

Score by Quarters	1	2	3	4	Total
Nevada	0	14	0	12	26
New Mexico	7	7	14	7	35

Qtr	Time	Scoring play
1st	09:45	NM - McQUARLEY, Richard 3 yd run (SANDERS, Jason kick), 11-75 5:15
2nd	13:36	NV - BUTLER, James 9 yd run (PETTIT, Spencer kick), 9-80 3:35
	06:13	NV - DEMPS, Wyatt 12 yd pass from GANGI, Ty (PETTIT, Spencer kick), 8-91 2:28
	02:17	NM - OWENS, Tyrone 25 yd run (SANDERS, Jason kick), 8-75 3:56
3rd	05:50	NM - JORDAN, Lamar 4 yd run (SANDERS, Jason kick), 14-63 7:41
	01:16	NM - HARRIS, Emmanuel 44 yd pass from APODACA, Austin (SANDERS, Jason kick), 6-66 2:57
4th	13:19	NV - SCOTT, Brandon 19 yd pass from GANGI, Ty (PETTIT, Spencer kick blocked), 6-75 2:57
	11:31	NV - MUHAMMAD, Ahki 57 yd pass from GANGI, Ty (GANGI, Ty pass failed), 1-57 0:08
	02:54	NM - APODACA, Austin 4 yd run (SANDERS, Jason kick), 8-57 4:49

	NV	NM
<b>FIRST DOWNS</b>	19	23
<b>RUSHES-YARDS (NET)</b>	23-108	64-373
<b>PASSING YDS (NET)</b>	301	100
Passes Att-Comp-Int	34-19-2	12-8-1
<b>TOTAL OFFENSE PLAYS-YARDS</b>	57-409	76-473
Fumble Returns-Yards	0-0	0-0
Punt Returns-Yards	0-0	1-6
Kickoff Returns-Yards	1-23	3-47
Interception Returns-Yards	1-0	2-9
Punts (Number-Avg)	4-41.2	4-52.8
Fumbles-Lost	0-0	2-1
Penalties-Yards	5-25	6-41
Possession Time	19:51	40:09
Third-Down Conversions	3 of 10	11 of 18
Fourth-Down Conversions	0 of 0	2 of 2
Red-Zone Scores-Chances	3-3	3-4
Sacks By: Number-Yards	0-0	1-10

**RUSHING:** Nevada-BUTLER, James 16-94; MUHAMMAD, Ahki 1-17; KINCAIDE, J. 3-0; GANGI, Ty 2-0; TEAM 1-minus 3. New Mexico-GIPSON, Teriyon 20-121; JORDAN, Lamar 9-88; OWENS, Tyrone 12-69; APODACA, Austin 5-43; McQUARLEY, Richard 14-23; CHESTNUT, Daryl 3-11; TEAM 1-minus 2.

**PASSING:** Nevada-GANGI, Ty 19-34-2-301. New Mexico-APODACA, Austin 7-9-0-96; JORDAN, Lamar 1-3-1-4.

**RECEIVING:** Nevada-DEMPS, Wyatt 6-92; HENDERSON, H. 4-32; RICHARDSON, J. 3-45; MUHAMMAD, Ahki 2-57; GIPSON, Jarred 2-13; KINCAIDE, J. 1-43; SCOTT, Brandon 1-19. New Mexico-REED, Patrick 2-26; HARRIS, Emmanuel 1-44; GAMBLIN, Dameon 1-8; DAVIS, Chris 1-7; GAUTSCHE, Cole 1-6; McQUARLEY, Richard 1-5; OWENS, Tyrone 1-4.



**INTERCEPTIONS:** Nevada-MITCHELL, E. 1-0. New Mexico-SANTOS, Ryan 1-6; OCASIO, Austin 1-3.

**FUMBLES:** Nevada-None. New Mexico-APODACA, Austin 1-0; JORDAN, Lamar 1-1.

Nevada (3-6,1-4) vs. New Mexico (6-3,4-1)  
Date: Nov 05, 2016 • Site: Albuquerque, N.M. • Stadium: University Stadium  
Attendance: 17290

Kickoff time: 8:26 pm • End of Game: 1:10 am • Total elapsed time: 2:55  
Officials: Referee: Kevin Boltman; Umpire: Mike Henderson; Linesman: Gregory Downum;  
Line Judge: Jay Bilbo; Back Judge: Al Moore; Field Judge: Scooter Asel;  
Side Judge: Dave Curschman; Center Judge: Darren Winkley;  
Temperature: 55 • Wind: 5 MPH • Weather: Overcast/Rain  
Game was delayed by lightning after halftime (1:49)

## THE UNIVERSITY OF NEW MEXICO FOOTBALL

	<b>24</b>	<b>Game 10: 11-2-2016</b>
	<b>21</b>	<b>Logan, Utah</b>
		<b>Att: 15,212</b>

**LOGAN, Utah** --- There isn't a kicker in the FBS having a better season statistically than New Mexico's Jason Sanders. He proved that again on Saturday night. With the bright lights of ESPN2 on, Sanders hit a 40-yard field goal with 1:06 left in the game, giving UNM its fifth straight win, beating Utah State in Logan 24-21. The win moved the Lobos to 7-3 overall and 5-1 in the Mountain West, and into a first place tie with Boise State and Wyoming at 5-1 with two games to go.

Sanders' field goal was his third of the night and it capped a huge second half comeback as UNM was down 21-6 after the opening drive of the third quarter. The kick was set up after a beautiful drive that followed a goal line stand. With the game tied at 21-21, Utah State drove from its 37 to the Lobo 2-yard line, sitting at second and goal from the two. Three times the Aggies (3-7, 1-6 MW) handed the ball to short yardage back Tony Lindsey, and three times he was rebuffed.

First Dakota Cox nailed him at the line for no gain., On third and goal, Lindsey got a yard before Daniel Henry brought him down. Facing fourth down and staring at an 18-yard field goal with just over 5 ½ minutes left, the Aggies went for the touchdown, and Nias Martin tripped Lindsey up, and Cox finished him off just in front of the goal line.

That gave UNM the ball 99 ¾ yards away, and they eventually got 76, more than enough for Sanders. Facing a third and 4 from the seven, Teriyon Gipson took an option pitch for 11 yards and a first down, and then UNM methodically moved the ball down the field. The Lobos got a Gipson 15-yarder to give him 100 for the game and move into Aggie territory, and then a pass interference call put UNM in field goal range. Three plays later Sanders nailed his career-high third of the day to make it 24-21.

UNM then had to play defense, and they held. Utah State converted a fourth and 1 to midfield, and then got 33 yards on the next play, an 18-yard pass and a roughing penalty to put the Aggies in field goal range at the 19 with 22 seconds left. Utah State then saw Kent Myers complete a pass to Ron'Quavon Tarver for an apparent touchdown with 16 seconds left, but Tarver was called for offensive pass interference, moving the ball back to the Lobo 34.

Utah State then burned its last timeout, and that would haunt them. With 16 seconds left, Myers was forced the scramble and got 9 yards on first and 25, but instead of trying to spike the ball, Utah State sprinted its field goal unit on the field. However, with the ball on the hashmark away from the Aggie bench, they got the kick off after the whistle, but it was well short anyways.

UNM needed the comeback because it mustered just two Jason Sanders field goals in the first half, and that couldn't match Utah State which scored on a pair of short Lindsey runs on the opening two drives. The Aggies took the second half kickoff down the field and scored, again from Lindsey, making it 21-6 and setting up UNM's comeback.

The Lobos got back in it quickly. Apodaca led UNM 76 yards in 11 plays (the exact same as the winning field goal drive) and Gipson scored from five yards out. After a three-and-out, UNM again scored a touchdown with a 37-yard Apodaca to Q' Drennan pass starting the drive and Gipson ended it. That made it 21-19, and Richard McQuarley scored for a two-point conversion to make it 21-21.

Score by Quarters	1	2	3	4	Total
New Mexico	0	6	15	3	24
Utah State	14	0	7	0	21

Qtr	Time	Scoring play
1st	05:56	US - LINDSEY, Tony 13 yd run (WARREN, Brock kick), 8-62 3:12
	02:25	US - TARVER, R. 22 yd pass from MYERS, Kent (WARREN, Brock kick), 6-71 1:34
2nd	14:49	NM - SANDERS, Jason 36 yd field goal, 7-56 2:36
	00:44	NM - SANDERS, Jason 37 yd field goal, 9-57 2:21
3rd	12:35	US - LINDSEY, Tony 4 yd run (WARREN, Brock kick), 6-85 2:17
	06:40	NM - GIPSON, Teriyon 5 yd run (SANDERS, Jason kick), 11-76 5:46
	02:24	NM - GIPSON, Teriyon 4 yd run (McQUARLEY, Richard rush), 5-56 2:26
4th	01:06	NM - SANDERS, Jason 40 yd field goal, 11-76 4:29

	NM	US
<b>FIRST DOWNS</b>	22	21
<b>RUSHES-YARDS (NET)</b>	57-249	28-128
<b>PASSING YDS (NET)</b>	154	263
Passes Att-Comp-Int	17-8-0	27-21-1
<b>TOTAL OFFENSE PLAYS-YARDS</b>	74-403	55-391
Fumble Returns-Yards	0-0	0-0
Punt Returns-Yards	0-0	0-0
Kickoff Returns-Yards	3-61	2-50
Interception Returns-Yards	1-0	0-0
Punts (Number-Avg)	3-41.7	4-33.5
Fumbles-Lost	0-0	0-0
Penalties-Yards	6-64	7-75
Possession Time	36:36	23:24
Third-Down Conversions	5 of 14	4 of 11
Fourth-Down Conversions	1 of 3	1 of 2
Red-Zone Scores-Chances	4-5	2-4
Sacks By: Number-Yards	1-5	0-0

**RUSHING:** New Mexico-GIPSON, Teriyon 18-107; McQUARLEY, Richard 14-44; OWENS, Tyrone 10-37; APODACA, Austin 2-26; JORDAN, Lamar 8-17; CHESTNUT, Daryl 3-12; GAMBLIN, Dameon 1-5; WOODHOUSE, Diquon 1-1. Utah State-HOBBS, Dameon 5-42; LINDSEY, Tony 12-26; HUNT, Lajuan 3-21; MYERS, Kent 4-18; WILLIAMS, K. 2-14; BRIGHT, Gerold 2-7.

**PASSING:** New Mexico-APODACA, Austin 6-13-0-109; JORDAN, Lamar 2-4-0-45. Utah State-MYERS, Kent 21-27-1-263.

**RECEIVING:** New Mexico-REED, Patrick 3-32; DRENNAN, Q' 2-78; QUARELLS, Matt 1-34; HARRIS, Emmanuel 1-6; GAMBLIN, Dameon 1-4. Utah State-TARVER, R. 6-84; RODRIGUEZ, A. 3-46; ROBERTS, B. 3-18; HUNT, Lajuan 2-30; BRIGHT, Gerold 2-13; COLSTON-GREEN 1-48; HOUSTON, Wyatt 1-10; LEWIS, Rayshad 1-8; VAN LEEUWEN, Z. 1-6; WILLIAMS, K. 1-0.

**INTERCEPTIONS:** New Mexico-SANTOS, Ryan 1-0. Utah State-None.

**FUMBLES:** New Mexico-None. Utah State-None.

New Mexico (7-3,5-1) vs. Utah State (3-7,1-6)  
Date: Nov 12, 2016 • Site: Logan, Utah • Stadium: Maverik Stadium  
Attendance: 15212

Kickoff time: 8:21 pm • End of Game: 11:43 pm • Total elapsed time: 3:22  
Officials: Referee: Kevin Mar; Umpire: Matt Salas; Linesman: John Braun;  
Line Judge: Darren Deckard; Back Judge: David Baldwin; Field Judge: John Wisniewski;  
Side Judge: Mario Seneca; Center Judge: Corey Long;  
Temperature: 50 • Wind: 4 NE • Weather: Partly Cloudy

## SEASON BOX SCORES

	<b>31</b>	<b>Game 11: 11-19-2016</b>
	<b>49</b>	<b>Ft. Collins, Colo.</b>
		<b>Att: 29,133</b>

**FT. COLLINS, Colo.** --- For the second straight year, New Mexico entered its 11th game of the season with a Mountain West title game shot firmly in play and Colorado State in the way. For the second straight year, Colorado State dashed UNM's dream. The Lobos, who could still tie for the Division title, allowed over 500 yards of offense for just the second time this season and the Rams ended their run in Hughes Stadium with a 49-24 win over the Lobos.

New Mexico, which dropped to 7-4 overall and 5-2 in the Mountain West, can still win a share of the Mountain Division title with a Boise State loss to Air Force on Friday night and then a win over Wyoming in the regular season finale. That game will kickoff at 8:15 p.m. in Albuquerque, and it has been selected for broadcast on ESPN2.

The Lobos for the second straight game found themselves down 14-0 after two possessions as Nick Stevens threw a 19-yard touchdown pass and then ran for a 14-yard score.

The Lobos answered with a solid drive of 51 yards on nine plays, including a key fourth down conversion. UNM got on the board when Austin Apodaca hit Dameon Gamblin in the back of the end zone to make it 14-7. UNM's defense then pitched a three and out, but UNM couldn't capitalize and CSU went down and scored again as Stevens scooted in from a yard out to make it 21-7. After UNM stalled again, Corey Bojorquez flipped the field, unleashing an 80-yard punt that was downed at the 2-yard line. However, after an incompletion (the only one of the game for CSU), a long run set up the Rams near midfield, and they eventually cashed in on a 14-yard Izzy Matthews run. UNM cut the lead to 28-10 at the break when Jason Sanders connected for a career-long 51 yard field goal.

UNM couldn't get the opening second half stop they needed, but the offense was sparked by Lamar Jordan, who came in for the field goal drive and then led UNM on a pair of long scoring drives, the first capped by a Richard McQuarley touchdown and the second on a perfect pass to Gamblin for his second score.

Down 49-24, UNM inched closer when Tyrone Owens bolted around the left end for a 79-yard touchdown. The Lobos tried a pooch kick that CSU fell on, and they ran out the final 5:10 from there.

Offensively, after a rough first 25 minutes, UNM found its groove, rushing for 285 yards on 48 attempts and had 366 overall, but Colorado State rushed for 412 on just 42 carries and had 576 overall. Owens however went over the 1,000-yard mark, the 19th player to do so in school history.

Score by Quarters	1	2	3	4	Total
New Mexico	7	3	7	14	31
Colorado State	14	14	21	0	49

Qtr	Time	Scoring play
1st	09:44	CS - PERALTA, Nolan 19 yd pass from STEVENS, Nick (BRYAN, Wyatt kick), 6-80 3:02
	05:09	CS - STEVENS, Nick 14 yd run (BRYAN, Wyatt kick), 6-80 2:55
	00:18	NM - GAMBLIN, Dameon 24 yd pass from APODACA, Austin (SANDERS, Jason kick), 9-51 4:42
2nd	09:48	CS - STEVENS, Nick 1 yd run (BRYAN, Wyatt kick), 6-46 2:49
	04:46	CS - MATTHEWS, Izzy 14 yd run (BRYAN, Wyatt kick), 9-98 4:03
	00:56	NM - SANDERS, Jason 51 yd field goal, 10-41 3:50
3rd	13:54	CS - GALLUP, Michael 65 yd pass from STEVENS, Nick (BRYAN, Wyatt kick), 3-75 1:06
	07:32	NM - McQUARLEY, Richard 1 yd run (SANDERS, Jason kick), 11-75 6:22
	06:14	CS - CLARK, Detrich 32 yd run (BRYAN, Wyatt kick), 3-46 1:17
	01:38	CS - KINSEY, Marvin 75 yd run (BRYAN, Wyatt kick), 2-78 0:50
4th	09:18	NM - GAMBLIN, Dameon 18 yd pass from JORDAN, Lamar (SANDERS, Jason kick), 14-92 7:03
	05:20	NM - OWENS, Tyrone 79 yd run (SANDERS, Jason kick), 2-81 0:52

	NM	CS
<b>FIRST DOWNS</b>	19	23
<b>RUSHES-YARDS (NET)</b>	48-285	42-412
<b>PASSING YDS (NET)</b>	81	164
Passes Att-Comp-Int	16-6-0	10-9-0
<b>TOTAL OFFENSE PLAYS-YARDS</b>	64-366	52-576
Fumble Returns-Yards	0-0	0-0
Punt Returns-Yards	1-5	2-9
Kickoff Returns-Yards	4-77	0-0
Interception Returns-Yards	0-0	0-0
Punts (Number-Avg)	5-46.2	2-58.5
Fumbles-Lost	1-0	1-0
Penalties-Yards	8-68	8-70
Possession Time	33:59	26:01
Third-Down Conversions	4 of 12	1 of 4
Fourth-Down Conversions	2 of 2	0 of 0
Red-Zone Scores-Chances	2-2	4-4
Sacks By: Number-Yards	1-6	1-9

**RUSHING:** New Mexico-OWENS, Tyrone 12-157; GIPSON, Teriyon 15-68; JORDAN, Lamar 9-32; McQUARLEY, Richard 7-22; CHESTNUT, Daryl 2-14; WOODHOUSE, Diquon 1-4; APODACA, Austin 2-minus 12. Colorado State-KINSEY, Marvin 10-127; MATTHEWS, Izzy 14-107; DAWKINS, Dalyn 10-102; CLARK, Detrich 3-44; STEVENS, Nick 4-19; JOHNSON, Olabis 1-13.

**PASSING:** New Mexico-APODACA, Austin 4-11-0-51; JORDAN, Lamar 2-5-0-30. Colorado State-STEVENS, Nick 9-10-0-164.

**RECEIVING:** New Mexico-GAMBLIN, Dameon 5-76; HARRIS, Emmanuel 1-5. Colorado State-GALLUP, Michael 5-116; RUIZ, Robert 2-21; PERALTA, Nolan 1-19; JOHNSON, Olabis 1-8.

**INTERCEPTIONS:** New Mexico-None. Colorado State-None.

**FUMBLES:** New Mexico-APODACA, Austin 1-0. Colorado State-RUIZ, Robert 1-0.

New Mexico (7-4,5-2) vs. Colorado State (6-5,4-3)  
Date: Nov 19, 2016 • Site: Fort Collins, Colo. • Stadium: Hughes Stadium  
Attendance: 29133

Kickoff time: 8:21 p.m. • End of Game: 11:48 • Total elapsed time: 3:27  
Officials: Referee: Daniel Romeo; Umpire: Scott Telfer; Linesman: Andy Warner;  
Line judge: Marc Bovos; Back judge: Christopher Als; Field judge: Ed Vinzant;  
Side judge: James Murphy; Center judge: Kenneth Ray;  
Temperature: 30 • Wind: 3 MPH NE • Weather: Clear

## THE UNIVERSITY OF NEW MEXICO FOOTBALL

	<b>35</b>	<b>Game 12: 11-26-2016</b>
	<b>56</b>	<b>Albuquerque, N.M.</b>
		<b>Att: 16,996</b>

**ALBUQUERQUE, N.M.** --- In the end, the numbers were truly staggering, but it's three small numbers that probably mean most to those associated with the Lobo football program, and certainly with the fan base.

Eleven.

Fifteen.

Nineteen.

Eleven is the number of conference wins in the last two seasons, a school record. Fifteen is the number of overall wins in the last two seasons, the third-most in school history. And 19. That's the number of years since the Lobos could lay a claim to a title, which they rightfully earned with a historic 56-35 win over Wyoming, giving the Lobos a share of the Mountain West's Mountain Division title.

Perhaps another key number was 29. That was the number of seniors that UNM had, and they went out in style. The game was never in doubt, and the numbers racked up by UNM's offense were truly staggering. The offense put up the second-most rushing yards in school history with 568, and tied for the second-most yards in total offense in school history with 690. The Lobos run up, down, over, around and straight through Wyoming's defense, gashing the Cowboys for 10 runs of 20 or more yards. Even UNM's passing game with Lamar Jordan helming the triple was nearly unstoppable as he went 4-for-5 for 122 yards and a touchdown.

That touchdown pass was UNM's only one of the game, a 49-yarder off a flea-flicker to Q' Drennan. But this day was about the running attack. The Lobos posted three 100-yard rushers with Teriyon Gipson scoring twice among his 13 carries for 217 yards. Lamar Jordan also rushed 12 times for a career-high 176, and Richard McQuarley had a career-best 121 on 15 carries.

The Lobos jumped out to a 21-0 lead with a pair of McQuarley opening quarter touchdowns and a Gipson run. Down 14-0, Wyoming actually drove all the way to the Lobo 9-yard line, but on second-and-6, an offensive pass interference penalty negated a touchdown. Then Nik D'Avanzo and Donnie White had back-to-back sacks, both for 13 yards in losses, and what was once second-and-6 became fourth-and-47. After a punt, UNM made it 21-0 just three rushes later and that effectively ended the game drama.

The Lobos defense was solid, allowing just 150 yards in the first half. Overall the Lobo defense had three pass breakups and three sacks for 32 yards.

UNM's special teams chipped in as Corey Bojorquez had another outstanding day with a 50.0 net. His second punt was over return man Austin Conway's head, which he fumbled. Alex Hart recovered at the 1-yard line, leading to UNM's final touchdown of the day, that being McQuarley's third.

Score by Quarters	1	2	3	4	Total
Wyoming	0	7	14	14	35
New Mexico	21	14	7	14	56

Qtr	Time	Scoring play
1st	13:23	NM - McQUARLEY, Richard 1 yd run (SANDERS, Jason kick), 4-93 1:37
	08:48	NM - McQUARLEY, Richard 53 yd run (SANDERS, Jason kick), 5-90 2:41
	01:56	NM - GIPSON, Teriyon 1 yd run (SANDERS, Jason kick), 3-79 1:18
2nd	12:12	WY - ALLEN, Josh 4 yd run (ROTHER, Cooper kick), 10-75 4:44
	10:21	NM - WOODHOUSE, Diquon 39 yd run (SANDERS, Jason kick), 4-75 1:51
	07:22	NM - GIPSON, Teriyon 59 yd run (SANDERS, Jason kick), 2-79 0:43
3rd	11:40	NM - DRENNAN, Q' 49 yd pass from JORDAN, Lamar (SANDERS, Jason kick), 4-57 1:58
	07:55	WY - HILL, Brian 7 yd run (ROTHER, Cooper kick), 8-75 3:45
	01:22	WY - CONWAY, Austin 10 yd run (ROTHER, Cooper kick), 9-75 3:56
4th	14:51	NM - JORDAN, Lamar 53 yd run (SANDERS, Jason kick), 4-75 1:31
	11:48	WY - HILL, Brian 1 yd run (ROTHER, Cooper kick), 8-68 2:57
	06:47	NM - McQUARLEY, Richard 1 yd run (SANDERS, Jason kick), 1-1 0:04
	03:12	WY - HILL, Brian 1 yd run (ROTHER, Cooper kick), 8-75 3:35

	WY	NM
<b>FIRST DOWNS</b>	25	21
<b>RUSHES-YARDS (NET)</b>	45-201	46-568
<b>PASSING YDS (NET)</b>	248	122
Passes Att-Comp-Int	28-18-0	5-4-0
<b>TOTAL OFFENSE PLAYS-YARDS</b>	73-449	51-690
Fumble Returns-Yards	0-0	0-0
Punt Returns-Yards	2--4	1-3
Kickoff Returns-Yards	2-56	3-55
Interception Returns-Yards	0-0	0-0
Punts (Number-Avg)	5-42.6	2-48.0
Fumbles-Lost	1-1	3-1
Penalties-Yards	4-44	6-52
Possession Time	33:33	26:27
Third-Down Conversions	7 of 13	7 of 9
Fourth-Down Conversions	0 of 0	0 of 0
Red-Zone Scores-Chances	5-6	3-3
Sacks By: Number-Yards	0-0	3-32

**RUSHING:** Wyoming-HILL, Brian 26-126; WICK, Shaun 7-63; CONWAY, Austin 1-10; ALLEN, Josh 11-2. New Mexico-GIPSON, Teriyon 13-217; JORDAN, Lamar 12-176; McQUARLEY, Richard 15-121; WOODHOUSE, Diquon 4-48; CHESTNUT, Daryl 2-6.

**PASSING:** Wyoming-ALLEN, Josh 18-28-0-248. New Mexico-JORDAN, Lamar 4-5-0-122.

**RECEIVING:** Wyoming-GENTRY, Tanner 5-112; MAULHARDT, J. 5-55; HOLLISTER, J. 2-20; PRICE, James 2-16; HARSHMAN, J. 1-22; CONWAY, Austin 1-11; WICK, Shaun 1-8; JOHNSON, C.J. 1-4. New Mexico-McQUARLEY, Richard 2-58; DRENNAN, Q' 1-49; REED, Patrick 1-15.

**INTERCEPTIONS:** Wyoming-None. New Mexico-None.

**FUMBLES:** Wyoming-CONWAY, Austin 1-1. New Mexico-JORDAN, Lamar 2-0; CHESTNUT, Daryl 1-1.

Wyoming (8-4,6-2) vs. New Mexico (8-4,6-2)  
Date: Nov 26, 2016 • Site: Albuquerque, N.M. • Stadium: University Stadium  
Attendance: 16698

Kickoff time: 8:26 pm • End of Game: 11:49 pm • Total elapsed time: 3:23  
Officials: Referee: Eddy Shelton; Umpire: Rick Podraza; Linesman: Rick Smith;  
Line judge: Scott Reilly; Back judge: Terry White; Field judge: Nick Lave;  
Side judge: Richard Corona; Center judge: Mike Cuttonie;  
Temperature: 50 • Wind: None • Weather: Overcast, Cool






23

Game 13: 12-17-2016

20

Albuquerque, N.M.

Att: 29,866

**ALBUQUERQUE, N.M.** --- The University of New Mexico Lobos got plenty of stops on defense, just enough offense and one heck of a big-time field goal as the Lobos defeated the UTSA Roadrunners 23-20 to win their first bowl game since 2007, and just their second in the last 55 years.

Quarterback Lamar Jordan won Offensive MVP honors with by rushing for a game-high 81 yards on 13 carries, and then hitting 3-of-4 passes for 77 yards while Dakota Cox won Defensive MVP honors with 10 tackles, including 1.5 for loss and a pass break-up.

The win gave the Lobos a final mark of 9-4, the second-most wins in school history, and it also tied the record of 16 wins in back-to-back seasons. For head coach Bob Davie, it marked his first bowl victory as a head coach in five tries.

Despite being held to its lowest offensive output of the season, the Lobos moved the ball when it needed to. UTSA actually opened up the scoring with a 27-yard field goal from Victor Falcon, but UNM answered right before the end of the first quarter with an 9-play, 66-yard drive capped off by Richard McQuarley's 1-yard run. UTSA scoring first was probably good, as the team that has scored first in the Gildan New Mexico Bowl has lost the last five games.

Late in the first half, UTSA got down inside the Lobo 1-yard line for a first and goal, but couldn't get a touchdown. Back-to-back penalties moved the ball just outside the 10-yard line, and then Dalton Sturm threw two incompletions. After the second, a personal foul made it 3rd-and-goal from the 26, and UTSA moved it closer for another Falcon field goal.

UNM then got the ball back with 1:32 left in the half, and got a first down at the Lobo 47 with 12 seconds left as Jordan scrambled on 3rd-and-2. Jordan then threw his first pass of the game, completing a pass to Teriyon Gipson to the UTSA 35. Jason Sanders then trotted out for a 52-yard field into the teeth of a 26 MPH wind. Sanders drilled it, and it cut through the wind like a knife for a career-long kick and a 10-6 lead.

UNM then got the ball to start the second half and scored on a 10-yard Teriyon Gipson run after converting on 4th-and-1 at the 12. The extra point was blocked, making it 16-6, and that's where it stayed until the fourth. In the fourth, UTSA cut the lead to 16-13 when Sturm hit Trevor Stevens for a 16-yard pass and with 9:43 to go, UNM needed a drive.

They got one.

Starting at the Lobo 25, Jordan went to work. On 2nd-and-12, he lofted a perfect pass to Dameon Gamblin for 34 yards to the Runner 43-yard line. McQuarley then converted a 3rd-and-6, and followed with a 15-yard hitter around the edge. All the while, the clock was ticking down as UNM grinded down the field. From the 12, McQuarley ran for two, Gipson followed with six and McQuarley rushed for one to the 3-yard line, setting up fourth down. Head Coach Bob Davie went for it, and McQuarley barreled to the 1-yard line. He would score on the next play to make it 23-13 with 2:22 left.

That was all UNM needed. UTSA did score with 25 seconds left to cut it to 23-20. However, Chris Davis grabbed the onside kick, and UNM took three knees for the win.

Score by Quarters	1	2	3	4	Total
UTSA	3	3	0	14	20
New Mexico	7	3	6	7	23

## Qtr Time Scoring play

1st 08:41 UTSA - Falcon 27 yd field goal, 13-65 6:19  
 00:04 NM - McQUARLEY, Richard 1 yd run (SANDERS, Jason kick), 9-66 4:21  
 2nd 01:32 UTSA - Falcon 28 yd field goal, 13-49 6:40  
 00:00 NM - SANDERS, Jason 52 yd field goal, 5-40 1:32  
 3rd 09:54 NM - GIPSON, Teriyon 10 yd run (SANDERS, Jason kick blocked), 10-75 5:06  
 4th 09:43 UTSA - Stevens 16 yd pass from Sturm (Falcon kick), 10-53 5:41  
 02:22 NM - McQUARLEY, Richard 1 yd run (SANDERS, Jason kick), 12-75 7:21  
 00:25 UTSA - Taylor 4 yd pass from Sturm (Falcon kick), 9-80 0:00

	UTSA	NM
<b>FIRST DOWNS</b>	20	17
<b>RUSHES-YARDS (NET)</b>	38-246	52-219
<b>PASSING YDS (NET)</b>	118	77
Passes Att-Comp-Int	26-10-1	6-3-0
<b>TOTAL OFFENSE PLAYS-YARDS</b>	64-364	58-296
Fumble Returns-Yards	0-0	0-0
Punt Returns-Yards	1-3	1-3
Kickoff Returns-Yards	2-26	0-0
Interception Returns-Yards	0-0	1-0
Punts (Number-Avg)	2-46.0	3-39.0
Fumbles-Lost	0-0	1-0
Penalties-Yards	8-60	2-30
Possession Time	29:18	30:42
Third-Down Conversions	7 of 14	6 of 13
Fourth-Down Conversions	2 of 3	2 of 3
Red-Zone Scores-Chances	4-4	3-3
Sacks By: Number-Yards	1-10	0-0

**RUSHING:** UTSA-Williams,J 16-125; Rhodes 13-71; Sturm 9-50. New Mexico-JORDAN, Lamar 13-81; McQUARLEY, Richard 17-68; GIPSON, Teriyon 14-60; OWENS, Tyrone 3-13; WOODHOUSE, Diquon 1-3; GAMBLIN, Dameon 1-minus 2; TEAM 3-minus 4.

**PASSING:** UTSA-Sturm 10-26-1-118. New Mexico-JORDAN, Lamar 3-4-0-77; APODACA, Austin 0-2-0-0.

**RECEIVING:** UTSA-Thomas Jr. 4-45; Jones,B 2-28; Taylor 2-20; Stevens 1-16; Williams,J 1-9. New Mexico-GAMBLIN, Dameon 1-34; McQUARLEY, Richard 1-25; GIPSON, Teriyon 1-18.

**INTERCEPTIONS:** UTSA-None. New Mexico-CROSBY, Lee 1-0.

**FUMBLES:** UTSA-None. New Mexico-JORDAN, Lamar 1-0.

UTSA (6-7) vs. New Mexico (9-4)

Date: Dec 17, 2016 • Site: Albuquerque, N.M. • Stadium: University Stadium  
 Attendance: 29688

Kickoff time: 12:05 pm • End of Game: 3:18 • Total elapsed time: 3:15  
 Officials: Referee: Jason McArthur; Umpire: John Short; Linesman: Keith Johnson;  
 Line Judge: Terry Allgeier; Back Judge: Jay Brown; Field Judge: Glen Fucik;  
 Side Judge: Bart Horne; Center Judge: Mike Block;  
 Temperature: 42 • Wind: 26 MPH • Weather: Partly cloudy, windy