



COLORADO STATE

FOOTBALL

15 CONFERENCE CHAMPIONSHIPS | 17 BOWL GAME APPEARANCES | 45 WEEKS IN THE POLLS SINCE 1994 | 27 ALL-AMERICANS
253 FIRST-TEAM ALL-CONFERENCE SELECTIONS | 3 COLLEGE FOOTBALL HALL OF FAME SELECTIONS | 1 JIM THORPE AWARD WINNER

2018 SCHEDULE



Saturday, Aug. 25 • Fort Collins, Colo.
HAWAI'I
L, 43-34



Friday, Aug. 31 • Denver, Colo.
vs. COLORADO
L, 45-13



Saturday, Sept. 8 • Fort Collins, Colo.
ARKANSAS
W, 34-27



Saturday, Sept. 15 • Gainesville, Fla.
at FLORIDA
L, 48-10



Saturday, Sept. 22 • Fort Collins, Colo.
ILLINOIS STATE
L, 35-19



Saturday, Oct. 6 • San Jose, Calif.
at SAN JOSÉ STATE
W, 42-30



Saturday, Oct. 13 • 2 p.m. MT
NEW MEXICO
Fort Collins, Colo. • AT&T SportsNet



Friday, Oct. 19 • 7 p.m. MT
at BOISE STATE
Boise, Idaho • ESPN2



Friday, Oct. 26 • 8 p.m. MT
WYOMING
Fort Collins, Colo. • CBS Sports Network



Saturday, Nov. 10 • TBA
at NEVADA
Reno, Nev. • ESPN Networks



Saturday, Nov. 17 • 12 p.m. MT
UTAH STATE
Fort Collins, Colo. • AT&T SportsNet



Thursday, Nov. 22 • 1:30 p.m. MT
at AIR FORCE
USAFA, Colo. • CBS Sports Network



Saturday, Dec. 2 • TBA
MW CHAMPIONSHIP
TBD

Full game notes at:
CSURams.com/FBNotes

NEW MEXICO LOBOS

3-2 (1-0 MW)



CSU VS. NEW MEXICO AT A GLANCE

Date: Saturday, Oct. 13

Time: 2 p.m. MT

TV: AT&T SPORTSNET

Radio: KARS 102.9 FM

KDCO 1340 AM & 104.7 FM

Location: Fort Collins, Colo.

Venue: Canvas Stadium

Surface: Shaw Sports Turf

Capacity: 36,500 / 41,000 (SRO)

Homecoming & Family Weekend

COLORADO STATE RAMS

2-4 (1-1 MW)



NEW MEXICO

QUICK HITS

COLORADO STATE

- Colorado State returns home to face New Mexico in a Mountain West matchup that highlights Colorado State University's Homecoming & Family Weekend.
- CSU is 49-44-1 all-time in its Homecoming games, including four consecutive wins from 2014-17.
- The Rams are 41-25 all-time against New Mexico. CSU has won eight in a row against the Lobos dating back to 2010.
- Junior WR Preston Williams ranks 13th in FBS in receptions per game (7.2) and 14th in receiving yards per game (96.3), and has six touchdown receptions in six games.
- Williams' 12 receptions in the Sept. 8 win over Arkansas tied for second-most in a game in CSU program history.
- Williams' six TD receptions have come in pairs of two in three separate games: vs. Hawai'i (8/25), vs. Arkansas (9/8) and at San Jose State (10/6).
- Sophomore punter Ryan Stonehouse ranks 3rd in FBS in gross punting average (49.5). Nineteen of his 35 punts have traveled 50 or more yards, and he has placed eight punts inside the 20-yard line, had five fair caught, with just three touchbacks.
- Izzy Matthews had his first 100-yard rushing performance of the season at San Jose State (Oct. 6). It was the fifth 100-yard game of his career. He now ranks 15th in program history in career rushing yards (2,270).
- Senior LB Josh Watson leads the Rams with 63 tackles (10.5 per game). He is tied for 22nd in the FBS in tackles per game (sixth in the MW).
- CSU had a pair of players listed on Pro Football Focus' national teams of the week following its win at San Jose State on Oct. 6 -- senior center Colby Meeks and true freshman cornerback Rashad Ajayi.
- The Rams recorded six sacks as a team against the Spartans, their most since posting seven at Utah State on Oct. 7, 2017. In addition to the 6.0 sacks, CSU had 9.0 total tackles for loss and six quarterback hurries.

NEW MEXICO - STAT LEADERS

Category	Player	Total
Passing Yards	Sheriron Jones	790
Passing TDs	Sheriron Jones	10
Rushing Yards	Tyrone Owens	359
Rushing TDs	Tyrone Owens	6
Receptions	Delane Hart-Johnson	16
Receiving Yards	Elijah Lilly	267
Receiving TDs	[Three Players]	3
Total Offense	Sheriron Jones	936
Tackles	Evahelotu Tohi	30
Interceptions	E. Tohi/M. Hayes	2
Forced Fumbles	W. Hobdy, Jr./B. Shook	2
Fumble Recoveries	[Three Players]	1
Sacks	Rhashaun Epting	5.5
Tackles for Loss	Rhashaun Epting	5.5
Punt Return Avg.	Marcus Hayes	11.4
Kick Return Avg.	Elijah Lilly	23.0

COLORADO STATE - STAT LEADERS

Category	Player	Total
Passing Yards	K.J. Carta-Samuels	1,623
Passing TDs	K.J. Carta-Samuels	15
Rushing Yards	Izzy Matthews	333
Rushing TDs	Izzy Matthews	2
Receptions	Preston Williams	43
Receiving Yards	Preston Williams	578
Receiving TDs	O. Johnson/P. Williams	6
Total Offense	K.J. Carta-Samuels	1,639
Tackles	Josh Watson	63
Interceptions	V. Banks/R. Ajayi	2
Forced Fumbles	[Four Players]	1
Fumble Recoveries	J. Watson/A. Jean	1
Sacks	Jan-Phillip Bombek	3.0
Tackles for Loss	Emmanuel Jones	5.5
Punt Return Avg.	Olabisi Johnson	3.2
Kick Return Avg.	Anthony Hawkins	24.1



CSU SCHEDULE/RESULTS & NOTES

DATE	OPPONENT	RESULT/TIME (MT)	RECORD	NOTES
Aug. 25	Hawai'i	L, 43-34	0-1 (0-1 MW)	CSU trailed 37-7 before scoring 20 unanswered points... Rams outgained the Rainbow Warriors, 653-617... K.J. Carta-Samuels set a school record with 537 passing yards... Was the earliest in a season that CSU has ever played a league game.
Aug. 31	vs. Colorado	L, 45-13	0-2 (0-1 MW)	Colorado outgained CSU 596-284 and beat the Rams for the fourth year in a row... CSU RB Marcus McElroy led the team in rushing for the first time in his career... Seven different Rams received a pass, including two freshmen tallying their first (Nikko Hall, E.J. Scott)... V.J. Banks had his first interception as a Ram.
Sept. 8	Arkansas	W, 34-27	1-2 (0-1 MW)	CSU rallied from a 27-9 deficit to win 34-27... The Rams scored 25 unanswered points from late in the third quarter through the end of the game... The win is CSU's third-ever against a current SEC program (first at home)... Arkansas was the first SEC team to visit Fort Collins since Mississippi State (1981).
Sept. 15	at Florida	L, 48-10	1-3 (0-1 MW)	The temperature at kickoff was 96 degrees, tying the hottest game ever played at The Swamp and the third-hottest game CSU has ever played... CSU's 3 turnovers led to 13 points for the Gators and 2 punting miscues led to 14 more points for Florida.
Sept. 22	Illinois State Ag Day	L, 35-19	1-4 (0-1 MW)	The Rams took a 6-0 lead into the second quarter, but the Redbirds responded with 21 unanswered points to take control... WR Olabisi Johnson had 107 yards receiving... Marked the first loss for the Rams on Ag Day since 2010.
Oct. 6	at San Jose State	W, 42-30	2-4 (1-1 MW)	CSU took a 28-0 lead into halftime... SJSU scored 30 unanswered points, all in the 3rd quarter, to take a 30-28 lead into the 4th... CSU allowed only 20 total yards in the 4th.
Oct. 13	New Mexico Homecoming & Family Weekend	2 p.m.		The Rams have beaten New Mexico eight consecutive times and hold a 41-25 advantage in the series... CSU held off a late Lobos rally to win 27-24 in Albuquerque last year.
Oct. 19	at Boise State	7 p.m.		CSU is seeking its first win against Boise State in its eighth matchup all-time against the Broncos.
Oct. 26	Wyoming	8 p.m.		The Rams have played Wyoming more than any other team, and hold a 57-46-5 advantage in the series.
Nov. 10	at Nevada	TBA		CSU is 11-3 all-time against Nevada, including a 44-42 win in Fort Collins last season... CSU is 4-2 all-time in Reno.
Nov. 17	Utah State Senior Day	12 p.m.		The Rams defeated Utah State 27-14 last season in Logan to improve to 39-33-2 all-time in the series... The Rams posted seven sacks in the win last year, the most since recording nine at New Mexico in 2011.
Nov. 22	at Air Force	1:30 p.m.		Air Force has won the last two meetings between the programs and holds a 34-21-1 lead in the all-time series... This game is CSU's first on Thanksgiving Day since losing to Tulsa on the road on Nov. 25, 1965.

CSU PROJECTED STARTERS -- NOTES

QB: #11 KJ Carta-Samuels, 6-2, 225, RS SR (Washington)
Set a CSU record with 537 passing yards against Hawai'i in the 2018 season opener, his first game as a Ram after transferring from Washington.

RB: #24 Izzy Matthews, 6-0, 210, SR (Enterprise HS)
On the 2018 Doak Walker Award watch list... Currently 5th in CSU history in career rush TDs (28)... Scored the game-winning TD with 8 seconds left vs. Arkansas on Sept. 8 and the go-ahead TD at SJSU in the 4th quarter... Has 5 career 100-yard games (1 this season -- at SJSU, 125).

FB: #46 Adam Prentice, 6-0, 236, SR JR (Clovis HS)
Highest-graded FB in the FBS in 2017 according to PFF College... Wuerffel Trophy watch list, Allstate Good Works Team nominee.

FL: #9 Warren Jackson, 6-6, 219, SO (Bishop Alemany HS)
Had five catches for 72 yards (both career highs) against Hawai'i... 2 TDs at No. 1 Alabama on 9/16/17 (first of the two was featured on ESPN Sunday NFL Countdown's "You Got Mossed" segment).

WR: #11 Preston Williams, 6-4, 210, RS SR (Tennessee)
Had 188 receiving yards on 9 catches in his first game as a Ram against Hawai'i... Took over in the second half vs. Arkansas with 8 receptions for 121 yards and 2 TDs in that half alone... Has had 100+ yards in 3 of his first 5 games as a Ram.

WR: #81 Olabisi Johnson, 6-0, 203, SR (Bear Creek HS)
Had 157 yards receiving on 6 catches with 2 TDs against Hawai'i, the most receiving yards he's had in a regular season game... CSU record 265 receiving yards vs. Idaho in the 2016 Famous Idaho Potato Bowl.

TE: #16 Cameron Butler, 6-2, 238, SO (Ridge View HS)
On the John Mackey Award watch list... Had 107 yards vs. Arkansas, his first 100-yard game at any level (including HS); It was the first 100-yard game by a CSU TE since Kory Sperry vs. TCU on Oct. 11, 2008.

LT: #69 Barry Wesley, 6-6, 310, RS FR (Bear Creek HS)
Has started every game for the Rams at LT this season.

LG: #73 Tyler Bjorklund, 6-4, 300, SR (College of the Canyons)
Has started every game for the Rams at LG this season.

C: #51 Colby Meeks, 6-3, 310, SR (Dr. Phillips HS)
Has started every game for the Rams at C this season. Has played in 40 career games on the o-line as a Ram.

RG: #71 Jeff Taylor, 6-1, 305, JR (Jonesboro HS)
Has started four games for the Rams at RG this season... Has appeared in 24 career games at CSU.

RT: #78 Ben Knox, 6-6, 320, RS SR (Independence C.C.)
Has started every game for the Rams at RT this season... Has started every game for the Rams at LT this season... Played 11 games last season, making 7 starts at RT... Played 5 games at USF in 2014.

K: #96 Wyatt Bryan, 6-1, 175, RS SR (Douglas County HS)
School record holder in total points (305); broke the record. Arkansas with 14 points in the game (4 FGs, 2 PATs), breaking the record held by CSU legend RB Steve Bartalo (294).

LDE: #33 Emmanuel Jones, 6-4, 266, SO (Woodland HS)
Leads the team in TFLs... Had a monster performance vs. Arkansas (5 tackles, 1 sack, 2 TFLs, first career INT), including a sack on an Arkansas 3rd-and-4 in the 4th quarter.

NT: #94 Devin Phillips, 6-1, 318, FR (Neville HS)
Played and started his first collegiate game against Hawai'i... Ranked as a 4-star recruit by ESPN and rated No. 245 overall in the country (member of the ESPN300).

DT: #98 Ellison Hubbard, 6-1, 285, SO (Grayson HS)
Played in all 13 games last season, registering 20 total tackles including 2 sacks... Had sacks vs. Colorado and at Wyoming.

RDE: #53 Caleb Smith, 6-3, 255, RS SR (Santa Monica College)
Has made 2 starts at DE this season... Picked up his first sack of the year at SJSU (10/6) and also had 2 pass breakups.

SLB: #52 Tre Thomas, 6-2, 223, RS SR (Overland HS)
Had 41 tackles, 2 TFLs and 1.5 sacks last season... Had an iconic pick-6 vs. Oregon State in the first game at the new stadium.

MLB: #55 Josh Watson, 6-2, 240, RS SR (Blue Springs High HS)
HM All-MW in 2017... Has led the team in tackles in each of the first four games of this season, averaging 11.0 per game.

WLB: #13 Trey Sutton, 6-0, 230, RS SO, Miami, Fla. (Westminster Christian)
Has made 1 start this season and has 16 tackles for the year.

LCB: #19 V.J. Banks, 6-0, 200, RS SR (Rice)
Had his first interception as a Ram in the second quarter against Colorado, setting up a field goal to end the half... Had another INT at Florida... Played 36 career games at Rice, totaling 75 tackles and 2 INTs.

FS: #11 Jordan Fogal, 5-10, 195, RS SR (Utah)
2nd on the team last season with 71 tackles, also had 2 INTs... Graduate transfer from Utah... Received an additional year of eligibility after the 2017 season... Had his first INT of 2018 vs. Arkansas.

SS: #7 Jamal Hicks, 6-1, 200, JR (Narbonne HS)
Has made 12 career starts at safety... Registered a season-high 10 tackles twice this year (vs. Hawai'i, vs. Illinois State)... Had 2 INTs vs. Abilene Christian last season (9/9/17).

CB: #4 Rashad Ajayi, 5-10, 175, FR (Langston Hughes HS)
Played and started in his first collegiate game against Hawai'i... Consistently earned the praise of the coaching staff all camp by regularly making plays against the Rams' stellar receiving corps... Had his first sack at Florida.

NICK: #25 Darius Campbell, 5-9, 170, SO (John Ehret HS)
Has started 3 games at the nickel corner spot this season... Career-high 7 tackles at SJSU (10/6).

P: #41 Ryan Stonehouse, 5-11, 170, SO (Mater Dei HS)
Listed on the Ray Guy Award watch list... Had seven punts of 50+ yards against Colorado... Had a career-long punt of 68 yards vs. Arkansas, then set a new personal best in the same game with a 70-yarder... Ranks third in the FBS in punting avg.

MIKE BOBO

Head Coach

- 4th Year at CSU
- 21st Year Coaching
- 22nd head coach in program history
- Record: 23-22 (.511)
- Four seasons: 2015-18



Mike Bobo is in his fourth season as head coach at Colorado State in 2018, having been appointed by CSU President Dr. Tony Frank on Dec. 23, 2014, as the 22nd head coach in program history.

Became first CSU coach to win seven regular-season games in first season as head coach ('15) and first to lead CSU to a bowl game in each of his first three seasons. Came to CSU following 14 seasons at Georgia, including eight as offensive coordinator.

Year Coach	---League Games---				---Overall---		
	W-L	PF	PA	Finish	W-L	PF	PA
2015 Mike Bobo.....	5-3	220	232	t3	7-6	385	354
2016 Mike Bobo.....	5-3	308	224	5	7-6	459	395
2017 Mike Bobo.....	5-3	284	235	5	7-6	431	361
2018 Mike Bobo.....	1-1	76	73	-	2-4	141	190

COLORADO STATE FOOTBALL



VS.



SELECT TOP PERFORMANCES VS. NEW MEXICO

Many of the Rams' all-time great rushing performances have come against the New Mexico Lobos.

In 2013, Kapri Bibbs had arguably the best game by a running back in school history, rushing for 291 yards and six touchdowns. Dee Hart nearly duplicated the prolific performance just a year later, scoring five touchdowns and rushing for 230 yards.

In 2016, the Rams rushed for 412 yards against the Lobos, the most by CSU in a game since 2001. The game featured a trio of 100-yard rushers in Marvin Kinsey, Jr. (127), Izzy Matthews (107) and Dalyn Dawkins (102).

Jeff Champine recorded 192 receiving yards in the 1983 matchup against the Lobos, which is the top receiving performance in series history.

SERIES HISTORY

Series	41-25-0
In Fort Collins	19-11-0
Last Win	2016 (49-31)
Last Loss	2006 (19-20)
In Albuquerque	20-14-0
Last Win	2017 (27-24)
Last Loss	2009 (27-29)
Neutral	2-0-0
Last Win	1997 (41-13)
Last Lost	-

CSU-NEW MEXICO-MATCHUP NOTES

- CSU currently has an eight-game winning streak against New Mexico that goes back to 2010.
- This will be CSU's third conference game of the season.
- Last year the Rams traveled to Albuquerque and defeated the Lobos 27-24.
- The two sides first met on Nov. 28, 1935 in Albuquerque. The Rams came away with a 7-6 victory.
- CSU is 19-11 against New Mexico in Fort Collins.

SCOUTING THE LOBOS

- New Mexico is 3-2 (1-0 MW) this season and is coming off a dominant win over MW foe UNLV, winning 50-14 in Las Vegas. The Lobos out-gained the Rebels 502-166 in the win.
- New Mexico went 3-9 last season with a 1-7 conference record.
- Bob Davie is in his seventh season as the head coach of the Lobos. Davie led the Lobos to back to back bowl games in 2015 and 2016, including a victory in the 2016 Gildan New Mexico Bowl game.
- The Lobos are led on the ground by RB Tyrone Owens, who leads the team with 359 yards rushing with six scores. He had 770 rushing yards last year.
- New Mexico boasts the league's second-best scoring offense, averaging 42.2 points per game. The Lobos' ground game has been a big part of that, posting 211.4 yards per game (third in the MW).
- New Mexico's QB, Sheriron Jones, is second in the MW in pass efficiency (161.6), throwing for 790 yards (58.8 completion percentage) with 10 TDs and six interceptions.
- On the defensive side of the ball, the Lobos return 6 starters including Senior LB Alex Hart who had the third most tackles for the Lobos in 2017 with 58.

FOLLOW THE GAME

TV: AT&T SportsNet
 Drew Goodman..... Play-By-Play
 Sed Bonner..... Color Analyst
 Brad Thompson..... Sideline

Radio (Colorado State Rams Radio Network)

Flagship: KARS 102.9 FM
 Denver: KDCO 1340 AM & 104.7 FM (Mile High Sports) | Burling-
 ton: KNAB 1140 AM | Colorado Springs: KRDO 105.5 FM | Delta:
 KKV 97.1 FM | Glenwood Springs: KMTS/KKVT 99.1 FM/93.9 FM
 | Grand Junction: KKVT 100.7 FM | Lamar: KLMR 920 AM | Long-
 mont: KDCO 92.9 FM | Montrose: KKVT 98.1 FM | Rifle: KKVT/
 KMTS 100.3 FM/99.5 FM | Steamboat Springs: KTYV 98.9 FM |
 Sterling: KRFD 100.1 FM | West Glenwood Springs: KMTS 96.7 FM
 | Yuma: KNEC 100.9 FM ... and on the TuneIn App.
 Brian Roth..... Play-By-Play
 Mark Driscoll..... Color Analyst
 Marty Cesario..... Sideline

NEW MEXICO		2018 STATS/RANKINGS		COLORADO STATE	
RANK	AVG.	CATEGORY	RANK	AVG.	
35	459.6	Total Offense	68	409.7	
35	211.4	Rushing Offense	117	113.7	
56	248.2	Passing Offense	21	296.0	
17	163.65	Passing Efficiency Offense	72	132.93	
17	42.2	Scoring Offense	97	25.3	
106	447.2	Total Defense	113	469.0	
91	183.8	Rushing Defense	115	215.5	
104	263.4	Passing Yards Allowed	100	253.5	
48	123.18	Passing Efficiency Defense	117	156.47	
100	33.2	Scoring Defense	116	38.0	
60	0.00	Turnover Margin	98	0.50	
21	47.2	3rd Down Conversion % Offense	51	42.0	
41	60.0	4th Down Conversion % Offense	72	50.0	
58	36.4	3rd Down Conversion % Defense	25	32.0	
49	50.0	4th Down Conversion % Defense	73	55.6	
46	88.0	Red Zone Offense %	37	88.9	
85	87.5	Red Zone Defense %	83	87.0	
95	35.56	Net Punting	88	36.14	
30	13.40	Punt Returns	120	3.20	
116	16.50	Kickoff Returns	45	22.60	
64	117	1st Downs Offense	27	138	
57	106	1st Downs Defense	102	129	
62	6.40	Fewest Penalties Per Game	100	7.67	
66	57.60	Fewest Penalty Yards Per Game	80	63.67	
46	31:09	Time of Possession	42	31:20	



RB Izzy Matthews rushed for 116 yards and a touchdown at New Mexico last season

COLORADO STATE FOOTBALL



CSU'S RECORD WHEN...

Category	2018	Bobo
Overall	2-4	23-22
Home	1-2	13-8
Away	1-1	10-7
Neutral	0-1	0-7
Mountain West	1-1	16-10
Non-Conference	1-3	7-12
Overtime	0-0	0-3
vs. Top 25	0-0	0-3
Scores first	2-1	19-8
Opponent scores first	0-3	4-14
Leading after 1st quarter	1-1	15-9
Trailing after 1st quarter	1-3	6-9
Tied after 1st quarter	0-0	2-4
Leading at the half	1-0	19-4
Trailing at the half	1-4	4-18
Tied at the half	0-0	0-0
Leading after 3rd quarter	0-0	18-2
Trailing after 3rd quarter	2-4	4-19
Tied after 3rd quarter	0-0	1-1
Wins coin toss	2-3	10-14
Loses coin toss	0-1	13-8
Natural grass	0-2	1-6
Artificial surface	2-2	22-16
August	0-2	1-2
September	1-2	7-8
October	1-0	7-6
November	0-0	8-3
December	0-0	0-3
Score <20 points	0-3	0-10
Score 20-29 points	0-0	5-8
Score 30-39 points	1-1	7-1
Score 40+ points	1-0	11-3
Opponent Scores <20 points	0-0	7-2
Opponent Scores 20-29 points	1-0	9-4
Opponent Scores 30-39 points	1-1	6-5
Opponent Scores 40+ points	0-3	1-12
Gain <20 First Downs	0-0	2-5
Gain 20+ First Downs	2-3	21-16
Opponent Gains <20 1st Downs	1-0	12-6
Opponent Gains 20+ 1st Downs	1-4	11-16
More Rush Yards Than Opponent	1-0	16-2
Fewer Rush Yards Than Opponent	1-4	7-20
Opponent Rushes For <100 Yds	1-0	8-0
Opponent Rushes For 100+ Yds	1-4	15-22
More Pass Yards Than Opponent	1-2	18-13
Fewer Pass Yards Than Opponent	1-2	5-9
Pass For <200 Yards	1-1	5-6
Pass For 200+ Yards	1-3	18-16
Opponent Passes For <200 Yards	1-1	13-9
Opponent Passes For 200+ Yards	1-3	10-13
Pass For <300 Yards	0-2	14-13
Pass For 300+ Yards	1-1	8-8
Opponent Passes For <300 Yds	1-1	17-15
Opponent Passes For 300+ Yds	0-2	5-7
More Total Yards Than Opp.	1-1	19-17
Fewer Total Yards Than Opp.	1-3	4-15
Gain <300 Total Yards	0-1	1-4
Gain 300+ Total Yards	2-2	22-17
Opponent Gains <300 Total Yds	1-0	9-2
Opponent Gains 300+ Total Yds	1-4	14-20
Commit No Turnovers	0-0	10-3
Win Turnover Battle	2-0	13-3
Equal Turnovers As Opponent	1-1	6-4
Lose Turnover Battle	0-2	4-15
Commit <6 Penalties	0-1	7-10
Commit 6+ Penalties	1-3	15-12
3rd Down % <25	0-0	1-1
3rd Down % 25-49	1-2	9-13
3rd Down % 50+	0-1	12-7
Opponent 3rd Down % <25	1-0	4-3
Opponent 3rd Down % 25-49	1-4	14-11
Opponent 3rd Down % 50+	0-0	5-8
Lead Time of Possession	1-2	12-10
Trail Time of Possession	1-2	11-12

FUTURE SCHEDULES

CSU has scheduled 21 non-conference dates from 2019-28 - 17 of which are against Power-5 opponents, with six of them being played in Fort Collins.

- **2019:** Aug. 31 vs. Colorado (Denver), Sept. 7 vs. Western Illinois, Sept. 14 at Arkansas, Sept. 21 vs. Toledo
- **2020:** Sept. 5 vs. Colorado, Sept. 12 at Oregon State, Sept. 19 vs. Northern Colorado, Sept. 26 at Vanderbilt
- **2021:** Sept. 11 vs. Vanderbilt, Sept. 18 at Toledo, Sept. 25 at Iowa
- **2022:** Sept. 17 at Washington State
- **2023:** Sept. 2 vs. Washington State, Sept. 16 at Colorado
- **2024:** Sept. 14 vs. Colorado
- **2025:** Sept. 6 vs. Texas Tech, Sept. 27 at Vanderbilt
- **2026:** Sept. 12 at Texas Tech, Sept. 26 vs. Vanderbilt
- **2027:** Sept. 4 vs. Arizona
- **2028:** Sept. 2 at Arizona

GRAD TRANSFER TAKEOVER

Colorado State has four graduate transfers on its roster, which is tied for the fourth-most in the FBS.

QB K.J. Carta-Samuels (Washington): Carta-Samuels ranks third in the MW and 20th nationally in passing yards per game (270.5)... He set the single-game passing yardage record at CSU in his debut, throwing for 537 yards against Hawai'i on Aug. 25; he broke the previous record by 88 yards (Scooter Molander, 449, Nov. 7, 1989)... He registered the second- and third-highest single-game completion marks in school history in just his first three games as a Ram:

1. 36, Garrett Grayson, vs. Boise State (11/2/13)
2. 34, K.J. Carta-Samuels, vs. Hawai'i (8/25/18)
3. 32, K.J. Carta-Samuels, vs. Arkansas (9/8/18)

CB V.J. Banks (Rice): Tied for the team lead with two interceptions, recording one versus Colorado and one at Florida... Has started every game at cornerback.

OL T.J. Roundtree (Louisville): Has played in every game this season for the Rams, rotating in at left tackle.

S Jordan Fogal (Utah): Is in his second season at CSU after receiving an extra year of eligibility from the NCAA... Ranked second on the team in tackles a year ago (71) and has started all but one game since debuting for the Rams in 2017 (had to sit out the first half at SJSU due to a second-half ejection penalty vs. Illinois State).

FRESHMEN IN STARTING ROLES

Four different true freshmen have made starts for the Rams through the first five games of the 2018 season:

- DT Devin Phillips -- 6 starts
- CB Rashad Ajayi -- 6
- TE Trey McBride -- 3
- LB Cam'ron Carter -- 1

Combined, CSU has had 16 starts by true freshmen this season. Last year, the Rams had seven combined starts by rookies (TE Cameron Butler -- 6, LB Emmanuel Jones -- 1). In 2016, the Rams had 15 total starts by true freshmen (QB Collin Hill -- 4, WR Anthony Hawkins -- 4, DE Arjay Jean -- 1, DT Toby McBride -- 1, S Jamal Hicks -- 5). In Mike Bobo's first year as head coach, only one true freshman started a game (WR Olabisi Johnson -- 1).

Most starts by a true freshman under Bobo:

- TE Cameron Butler, 2017 -- 6
- DT Devin Phillips, 2018 -- 6
- CB Rashad Ajayi, 2018 -- 6
- S Jamal Hicks, 2016 -- 5

BRYAN NOW CSU'S ALL-TIME SCORING LEADER

Senior kicker Wyatt Bryan has scored more points wearing a CSU uniform than any other player in the 126-year history of the school's football program.

Bryan now has 311 career points. He broke the record in the second quarter of CSU's Sept. 8 contest versus Arkansas on a 44-yard field goal with 32 seconds remaining in the first half. Bryan passed legendary running back Steve Bartalo (294), who had held the record for more than 30 years.

LONG DRIVES UNDER BOBO

Colorado State has recorded a 99-yard touchdown drive in each of the last two seasons, and thus far in 2018 also has a touchdown drive of 96 yards. In head coach Mike Bobo's three-plus seasons at CSU, the Rams have a remarkable five touchdown drives of 96 or more yards, one coming in 2016, two in 2017 and two in 2018.

Longest drives under Bobo:

- 99--vs. Hawai'i, 8/25/18 (4-99, 1:06), TD
- 99--vs. Abilene Christian, 9/9/17 (13-99, 5:51), TD
- 98--vs. New Mexico, 11/19/16 (9-98, 4:03), TD
- 96--vs. Arkansas, 9/8/18 (9-96, 3:29), TD
- 96--vs. Air Force, 10/28/17 (4-96, 0:53), TD

RECORDS/MILESTONES

CAREER

K WYATT BRYAN:

Scoring-

1. Wyatt Bryan - 311 - 2015-
2. Steve Bartalo - 294 - 1983-86

FGs Made-

1. Jeff Babcock - 51 - 2002-04
2. Wyatt Bryan - 49 - 2015-

RB IZZY MATTHEWS:

Rushing TDs-

1. Steve Bartalo - 46 - 1983-86
2. Todd Yert - 36 - 1987-90
3. Kapri Bibbs - 31 - 2013
4. Cecil Sapp - 29 - 1999-02
5. Izzy Matthews - 28 - 2015-

Rushing Yards-

11. Chris Nwoke - 2,455 - 2010-13
12. Larry Jones - 2,386 - 1977-80
13. Kyle Bell - 2,290 - 2004-08
14. Bradlee Van Pelt - 2,274 - 2001-03
15. Izzy Matthews - 2,270 - 2015-

TRACKING RAMS

QB K.J. CARTA-SAMUELS:

Passing Yards-

Thru 6 games: 270.5 pass yds/game

In a 12-game season: 3,246 yards

In a 13-game season: 3,517 yards

Record Book:

1. Garrett Grayson - 4,006 - 2014
2. Nick Stevens - 3,799 - 2017
3. Garrett Grayson - 3,696 - 2013
4. Terry Nugent - 3,319 - 1983
5. Justin Holland - 3,185 - 2005

WR PRESTON WILLIAMS:

Receiving Yards-

Thru 4 games: 96.3 rec yds/game

In a 12-game season: 1,156 yards

In a 13-game season: 1,252 yards

Record Book:

1. Rashard Higgins - 1,750 - 2014
2. Michael Gallup - 1,413 - 2017
3. David Anderson - 1,293 - 2003
4. Michael Gallup - 1,272 - 2016
5. David Anderson - 1,221 - 2005

WR OLABISI JOHNSON:

Receiving Yards-

Thru 4 games: 75.3 rec yds/game

In a 12-game season: 904 yards

In a 13-game season: 979 yards

Personal Best:

613 yards in his soph. season in 2016

NOTE: The Rams have never had two 1,000+ yard receivers in the same season.

LB JOSH WATSON:

Tackles-

Thru 4 games: 10.5 tackles/game

In a 12-game season: 126 tackles

(362 for his career)

In a 13-game season: 137 tackles

(373 for his career)

NOTE: 349 career tackles would put Watson 6th in program history, 371 would put him 5th.

CSU HOME

ATTENDANCE RECORDS

1. 39,107 - 10/22/94 vs. Utah
2. 38,129 - 10/3/87 vs. Colorado
3. 37,583 - 8/26/17 vs. Oregon St.
4. 36,765 - 10/14/17 vs. Nevada
5. 36,371 - 9/7/96 vs. Colorado
6. 35,514 - 11/5/94 vs. Wyoming
7. 34,320 - 11/7/98 vs. Wyoming
8. 34,071 - 9/20/97 vs. Air Force
9. 33,979 - 10/1/88 vs. Colorado
10. 33,701 - 11/16/96 vs. Wyoming

COLORADO STATE FOOTBALL



RAMS SECOND TO TWO

The Rams were the second team in the nation to play two games this season. New Mexico State opened its season on Aug. 25 against Wyoming and then traveled to play Minnesota five days later on Aug. 30. CSU and New Mexico State both played two games before all but 97 teams in the FBS had played one.

CSU played twice in August for the second time in program history (2002) and is now 8-4 all-time in the month.

NEW RAMS HAVE STELLAR DEBUT

Several players made their debut for CSU against Hawai'i in the season opener on Aug. 25. A pair of offensive transfers made a strong first impression.

Senior quarterback K.J. Carta-Samuels, a graduate transfer from Washington, completed 34-of-50 passes for a school record 537 yards and five touchdowns against the Rainbow Warriors. His five touchdowns are tied for the second-most in a single-game in CSU history. Carta-Samuels threw for 422 yards in the second half, which would be the sixth-most in a game in program history on its own.

Wide receiver Preston Williams, a junior that transferred from Tennessee during the 2016 season, had nine receptions for 188 yards and a pair of touchdowns. Williams had 127 yards in the second half, including a 69-yard reception down the left sideline where he showed off his speed, agility and strength all in one sitting.

In total, 27 players have made their first appearance as a Ram during the 2018 season:

- **Transfers:** 7 (V.J. Banks, Jan-Phillip Bombek, K.J. Carta-Samuels, Damion

Dickens, Dajon Owens, T.J. Roundtree, Preston Williams)

(three starters: Carta-Samuels, P. Williams, V.J. Banks)

- **True freshmen:** 13 (Rashad Ajayi, Quinn Brannon, Cam'ron Carter, Tywan Francis, Nikko Hall, Ches Jackson, Dequan Jackson, Malcolm Magee, Trey McBride, Thomas Pannunzio, Devin Phillips, Ross Reiter, Zach Schlager,

(two starters: Rashad Ajayi, Devin Phillips; plus long snapper Ross Reiter)

- **Redshirt freshmen:** 5 (Tanner Clem, Griffin Hammer, Adonis Rufran, E.J. Scott, Barry Wesley)

(one starter: Barry Wesley)

- **Other:** 2 (redshirt sophomore Jack Grauberger, redshirt junior Jamori Fox)

RAMS IN ELITE COMPANY AT ANNUAL AWARDS SHOW

Colorado State is one of just 10 college football programs to have had a finalist for a major national award, and been represented at the Home Depot College Football Awards Show, in at least three of the last four years. WR Michael Gallup was a finalist for the 2017 Biletnikoff Award, presented on Dec. 7. WR Rashard Higgins was also a finalist for the Biletnikoff Award in 2014, and P Hayden Hunt was a finalist for the Ray Guy Award in 2015.

The Rams are the only school from a non-Power 5 conference to be represented at the College Football Awards 3 of the last 4 years:

4 — Alabama, Auburn, Utah

3 — Clemson, Colorado State, Iowa, Ohio State, Oklahoma, Stanford, Texas

BOBO GUIDING OFFENSE TO NEW HEIGHTS

CSU's offense has flourished during head coach Mike Bobo's three-plus seasons in Fort Collins. In each of his first three seasons, the Rams have posted numbers that rank in the top 10 in most total yards, yards per game, yards per play, first downs, rushing yards, passing yards, total points and points per game.

TOTAL NET YARDS

MOST YARDS, SEASON

Yds	Year
2. 6,402	2017
4. 6,012	2016
6. 5,536	2015

YARDS PER PLAY, SEASON

Yds	Year
2. 6.68	2016 (6012/900)
5. 6.55	2017 (6402/977)
8. 5.98	2015 (5536/926)

MOST NET RUSH YARDS, SEASON

Yards	Year
5. 2,831	2016

100/300 YARD GAMES UNDER BOBO

100-YARD RUSHING GAMES

#	Yds	Player (Career #)	Opponent	Date
1	118	Dalyn Dawkins	Colorado	9/19/15
2	143	Jasen Oden, Jr. (1)	UTSA	9/26/15
3	140	Dalyn Dawkins	Wyoming	11/7/15
4	151	Dalyn Dawkins	UNLV	11/14/15
5	140	Izzy Matthews	Fresno St.	11/28/15
6	125	Dalyn Dawkins	Utah St.	10/8/16
7	102	Dalyn Dawkins	AFA	11/12/16
8	127	Marvin Kinsey, Jr. (1)	UNM	11/19/16
9	107	Izzy Matthews	UNM	11/19/16
10	102	Dalyn Dawkins	UNM	11/19/16
11	104	Izzy Matthews	SDSU	11/26/16
12	103	Dalyn Dawkins	SDSU	11/26/16
13	118	Dalyn Dawkins	Idaho	12/22/16
14	130	Dalyn Dawkins	Hawai'i	9/30/17
15	121	Dalyn Dawkins	Utah St.	10/7/17
16	191	Dalyn Dawkins	Nevada	10/14/17
17	116	Izzy Matthews	UNM	10/20/17
18	143	Dalyn Dawkins	Air Force	10/28/17
19	154	Dalyn Dawkins	Wyoming	11/4/17
20	161	Dalyn Dawkins	Boise St.	11/11/17
21	138	Dalyn Dawkins (15)	San José St.	11/18/17
22	125	Izzy Matthews (5)	San José St.	10/6/18

100-YARD RECEIVING GAMES

#	Yds	Player	Opponent	Date
1	125	Rashard Higgins	Colorado	9/19/15
2	103	Rashard Higgins	UTSA	9/26/15
3	115	Rashard Higgins	Utah St.	10/3/15
4	102	Rashard Higgins	UNLV	11/14/15
5	140	Rashard Higgins	UNM	11/21/15
6	128	Rashard Higgins (6)	Nevada	12/29/15
7	140	Michael Gallup	Utah St.	10/8/16
8	126	Michael Gallup	Fresno St.	11/5/16
9	213	Michael Gallup	Air Force	11/12/16
10	116	Michael Gallup	UNM	11/19/16
11	139	Michael Gallup	SDSU	11/26/16
12	265	Olabisi Johnson	Idaho	12/22/16
13	108	Michael Gallup	Idaho	12/22/16
14	134	Michael Gallup	Oregon St.	8/26/17
15	103	Michael Gallup	ACU	9/9/17
16	212	Michael Gallup	Hawai'i	9/30/17
17	263	Michael Gallup	Nevada	10/14/17
18	161	Michael Gallup	Air Force	10/28/17
19	102	Michael Gallup (12)	Boise St.	11/11/2017
20	119	Olabisi Johnson	Marshall	12/16/17
21	188	Preston Williams	Hawai'i	8/25/18
22	157	Olabisi Johnson	Hawai'i	8/25/18
23	154	Preston Williams	Arkansas	9/8/18
24	107	Cameron Butler (1)	Arkansas	9/8/18
25	106	Preston Williams (3)	Florida	9/15/18
26	107	Olabisi Johnson (4)	Illinois State	9/22/18

300-YARD PASSING GAMES

#	Yds	Player	Opponent	Date
1	310	Nick Stevens	Nevada	12/29/15
2	315	Collin Hill	UNC	9/17/16
3	370	Collin Hill (2)	Wyoming	10/1/16
4	374	Nick Stevens	Air Force	11/12/16
5	445	Nick Stevens	Idaho	12/22/16
6	334	Nick Stevens	Oregon St.	8/26/17
7	309	Nick Stevens	Colorado	9/1/17
8	337	Nick Stevens	ACU	9/9/17
9	351	Nick Stevens	Hawai'i	9/30/17
10	384	Nick Stevens	Nevada	10/14/17
11	309	Nick Stevens	Boise St.	11/11/17
12	305	Nick Stevens	San José St.	11/18/17
13	320	Nick Stevens (11)	Marshall	12/17/17
14	537	K.J. Carta-Samuels	Hawai'i	8/25/18
15	389	K.J. Carta-Samuels (2)	Arkansas	9/8/18

ACTIVE PLAYERS WITH 300/100 YARD GAMES

Type	Player	#
Rush	Izzy Matthews	5
Rush	Marvin Kinsey	1
Rec.	Olabisi Johnson	4
Rec.	Preston Williams	3
Rec.	Cameron Butler	1
Pass	Collin Hill	2
Pass	K.J. Carta-Samuels	2

COLORADO STATE FOOTBALL



CAREER PARTICIPATION

Rashad Ajayi.....	6/6
V.J. Banks.....	42/20
(Rice).....	36/14
Tyler Bjorklund.....	15/9
John Blasco, Jr.....	0/0
Rashaad Boddie.....	14/0
Jan-Phillip Bombek.....	5/0
Quinn Brannon.....	6/0
Scott Brooks.....	3/0
Wyatt Bryan.....	45/0
Cameron Butler.....	19/13
Darius Campbell.....	17/3
K.J. Carta-Samuels.....	31/6
(Washington).....	25/0
Cam'ron Carter.....	5/1
Tanner Clem.....	5/0
Braxton Davis.....	40/0
Damion Dickens.....	6/0
Jordan Fogal.....	30/20
(Utah).....	9/2
Jamori Fox.....	1/0
Tywan Francis.....	6/0
Brenden Fulton.....	12/0
Salofi Gaoa.....	18/1
Anthony Giusti.....	6/0
Jack Grauberger.....	2/0
Nikko Hall.....	4/0
Griffin Hammer.....	6/0
Anthony Hawkins.....	32/17
Jamal Hicks.....	23/11
Collin Hill.....	10/4
Ellison Hubbard.....	19/6
Ches Jackson.....	2/0
Dequan Jackson.....	5/0
Warren Jackson.....	17/0
Arjay Jean.....	30/11
Olabisi Johnson.....	42/22
Emmanuel Jones.....	18/5
Richard King.....	26/7
Marvin Kinsey, Jr.....	29/0
Ben Knox.....	22/13
(USF).....	5/0
Malcolm Magee.....	2/0
Kavapele Maka.....	13/0
Izzy Matthews.....	41/6
Toby McBride.....	17/1
Trey McBride.....	5/3
Max McDonald.....	23/8
Marcus McElroy.....	12/0
Colby Meeks.....	42/16
Patrick Moody.....	8/0
Dajon Owens.....	6/0
Isiah Pannunzio.....	9/1
Thomas Pannunzio.....	5/0
Livingston Paogofie.....	17/0
Devin Phillips.....	6/6
Joctavis Phillips.....	7/0
Adam Prentice.....	19/8
Ross Reiter.....	6/0
J.C. Robles.....	4/0
T.J. Roundtree.....	24/0
(Louisville).....	18/0
Nate Ryken.....	19/0
Zach Schlager.....	3/0
Braylin Scott.....	29/12
E.J. Scott.....	6/0
Caleb Smith.....	15/2
Ryan Stonehouse.....	19/0
Trey Sutton.....	10/1
Jeff Taylor.....	27/7
Tre Thomas.....	45/18
A'Jon Vivens.....	1/0
Jadon Walker.....	15/0
Josh Watson.....	45/30
Barry Wesley.....	6/6
Preston Williams.....	18/8
(Tennessee).....	12/3
Darius Wise.....	5/1

7. 2,777.....	2015
8. 2,603.....	2017

MOST POINTS, SEASON

Pts.....	Year
3. 459.....	2016
5. 434.....	2017
8. 385.....	2015

Two Rams seniors, **RB Izzy Matthews** and **WR Olabisi Johnson**, have had significant roles during all three of Bobo's seasons. Matthews totaled 1,937 yards in his first three seasons (2015-17), including four 100-yard games, and is fourth in program history with 27 rushing TDs. Johnson owns the program's top single-game receiving effort with 265 yards in the 2016 Famous Idaho Potato Bowl against Idaho.

Other notable offensive players to play under Bobo at CSU:

- **WR Michael Gallup** -- Biletnikoff Award finalist and consensus All-American in 2017.
- **QB Nick Stevens** -- First-Team All-MW in 2017; CSU's second all-time leading passer.
- **RB Dalyn Dawkins** -- Second-Team All-MW in 2017, school's third all-time leading rusher.
- **WR Rashard Higgins** -- First-Team All-MW in 2015; entering his third season with the Cleveland Browns.
- All-conference offensive linemen **Jake Bennett**, **Zack Golditch**, **Trae Moxley** and **Fred Zerblis**.

GOING FOR 500 (AND 600)

CSU posted 653 yards in its season opener against Hawai'i on Aug. 25. It was the most yards that a Rams team has had under fourth-year head coach Mike Bobo and the fifth-most in a single game in program history. It also further illustrated a trend that Bobo has set since taking charge of the program in 2015.

CSU eclipsed 500 yards of total offense seven times in 2017, and reached 600-plus yards a school-record four times. Under Coach Bobo, the Rams have exceeded 500 yards of total offense 17 times (4 in 2015, 5 in 2016, 7 in 2017, 1 in 2018).

PRENTICE THE NATION'S HIGHEST-GRADED FULLBACK

Redshirt sophomore Adam Prentice was the highest-graded fullback in the FBS in 2017, according to Pro Football Focus. He rated at an 82.5 for the season -- the highest rating of any returning Ram.

Prentice is also known for his off-the-field efforts. He is on the 2018 Wuerffel Trophy watch list and is a nominee for the 2018 Allstate Good Works Team.

WR U?

The Colorado State football team has groomed several incredible talents at the wide receiver position over the last five years. Rashard Higgins, a fifth-round draft selection of the Cleveland Browns in 2016, set multiple program records during his three seasons at CSU. Higgins was a Biletnikoff

RAMS IN NCAA/MW RANKINGS

Category	Player	Stat	NCAA Rank	MW Rank
Passing Avg/Gm	K.J. Carta-Samuels	270.5	20	3
Total Offense	K.J. Carta-Samuels	273.2	37	4
Receptions/Gm	Preston Williams	7.17	T13	3
Rec Yds/Gm	Preston Williams	96.3	14	2
All Purpose	Preston Williams	117.2	42	3
Kick Return Avg	Anthony Hawkins	24.1	29	3
Punting	Ryan Stonehouse	49.5	3	1
Field Goals	Wyatt Bryan	1.17	T43	5
Tackles (All pos.)	Josh Watson	10.3	T22	6

LETTERMEN RETURNING (39)

Offense (18)

OL Tyler Bjorklund, RB Rashaad Boddie, TE Cameron Butler, WR Brenden Fulton, OL Salofi Gaoa, QB Collin Hill, WR Warren Jackson, WR Olabisi Johnson, RB Marvin Kinsey, Jr., OL Ben Knox, RB Izzy Matthews, OL Colby Meeks, TE Isiah Pannunzio, FB Adam Prentice, FB Nate Ryken, OL Jeff Taylor, WR Darius Wise

Defense (17)

CB Darius Campbell, S Jordan Fogal, DB Anthony Hawkins, DB Jamal Hicks, DL Ellison Hubbard, DL Arjay Jean, LB Emmanuel Jones, DL Richard King, S Kavapele Maka, DL Toby McBride, LB Max McDonald, LB Patrick Moody, DL Livingston Paogofie, CB Braylin Scott, LB Caleb Smith, LB Tre Thomas, S Jadon Walker, LB Josh Watson

Specialists (4)

K Wyatt Bryan, K Braxton Davis, LS Nathan Lucas, P Ryan Stonehouse

LETTERMEN LOST (30)

Offense (14)

OL Jake Bennett, WR Detrich Clark, RB Dalyn Dawkins, TE Dalton Fackrell, RB Justin Falls, TE John Freismuth, WR Michael Gallup, OL Nicho Garcia, OL Zack Golditch, RB Darius May, OL Trae Moxley, WR Trey Smith, QB Nick Stevens, WR Marcus Wilson

Defense (14)

DB Robert Awunganyi, DL Jakob Buys, LB Evan Colorito, LB Patrick Eisenbast, DL Colton Foster, LB Conrad Harker, S Houston Haynes, CB Shun Johnson, CB Kevin Nutt Jr., S Levi Osborn, LB Kiel Robinson, S Jake Schlager, S Justin Sweet, DL Darnell Thompson

Specialists (2)

K Tavis Guerra, LS Trent Sieg

STARTERS RETURNING (12)

Offensive (4)

WR Olabisi Johnson, OL Ben Knox, FB Adam Prentice, OL Colby Meeks

Defensive (6)

FS Jordan Fogal, CB Anthony Hawkins, DE Arjay Jean, LB Max McDonald, LB Tre Thomas, LB Josh Watson

Specialists (2)

K Wyatt Bryan, P Ryan Stonehouse

STARTERS LOST (13)

Offensive (7)

C Jake Bennett, RB Dalyn Dawkins, TE Dalton Fackrell, WR Michael Gallup, OL Zack Golditch, OL Trae Moxley, QB Nick Stevens

Defensive (5)

DL Jakob Buys, LB Evan Colorito, CB Kevin Nutt Jr., S Jake Schlager, DL Darnell Thompson

Specialists (1)

LS Trent Sieg



COLORADO STATE FOOTBALL



ACADEMIC ALL-MW RAMS

Current Rams that earned Academic All-MW status in 2017:

- Wyatt Bryan (third time)
- Jordan Fogal
- Brenden Fulton
- Max McDonald
- Marcus McElroy
- Colby Meeks
- Patrick Moody
- Adam Prentice

RAMS AGAINST CURRENT MW PROGRAMS

CSU is 76-58 (.567) against current MW programs since the league formed in 1999.

The Rams own winning records against six teams:

- vs. Fresno State -- 5-4
- vs. Hawai'i -- 4-1
- vs. Nevada -- 9-3
- vs. New Mexico -- 14-5
- vs. UNLV -- 13-3
- vs. Wyoming -- 11-8

BOBO'S RAMS IN MW PLAY

Head coach Mike Bobo, is in his fourth season with the Rams in 2018, and holds a 16-10 mark in MW play, going 5-3 each season in each of his three full seasons.

Bobo entered the 2018 season ranked 10th all-time in MW winning percentage and is the highest-ranked CSU coach in the category since the league formed in 1999.

CSU coaches in MW play (since 1999):

Name	Years	Record (%)
Mike Bobo	2015-	16-10 (.615)
Jim McElwain	2012-14	14-10 (.583)
Sonny Lubick	1999-07	37-29 (.561)
Steve Fairchild	2008-11	9-26 (.257)

2018 AWARDS/HONORS

Mike Bobo – Dodd Trophy National Coach of the Week (Sept. 10)

TE Cameron Butler – John Mackey Award Watch List

K Wyatt Bryan – Lou Groza Award Watch List, Athlon All-MW Second Team, Phil Steele All-MW Fourth Team

QB K.J. Carta-Samuels – Johnny Unitas Golden Arm Award Watch List

S Jordan Fogal – Phil Steele All-MW Fourth Team

WR Olabisi Johnson – Biletnikoff Award Watch List, Lindy's All-MW Second Team, Phil Steele All-MW Second Team (WR), Athlon All-MW Third Team, Phil Steele All-MW Fourth Team (PR)

DE Emmanuel Jones – Athlon All-MW Third Team

DL Richard King – Phil Steele All-MW Third Team

RB Izzy Matthews – Doak Walker Award Watch List, Athlon All-MW Second Team, Phil Steele All-MW Fourth Team

OL Colby Meeks – Athlon All-MW Third Team, Phil Steele All-MW Third Team

FB Adam Prentice – Allstate Good Works Team nominee; Wuerffel Trophy Watch List

OL T.J. Roundtree – Lindy's All-MW First Team

P Ryan Stonehouse – Ray Guy Award Watch List, Athlon All-MW First Team, Lindy's All-MW First Team, Phil Steele All-MW First Team

LB Josh Watson – Lindy's All-MW Second Team, Phil Steele All-MW Second Team, Athlon All-MW Third Team

WR Preston Williams – Biletnikoff Award Watch List

Award finalist and consensus All-American in 2014 following a season where he totaled 1,750 yards receiving and 17 touchdowns. Michael Gallup earned the same national accolades last season, producing 1,413 yards on a school-record 100 catches. Gallup was a third-round draft choice by the Cowboys this year, and is competing to be a starter in year one.

Since 2014, seven different Rams receivers have posted at least one 100-yard receiving outing -- Higgins, Gallup, Joe Hansley, Charles Lovett, Elroy Masters, Jr., Olabisi Johnson and Preston Williams (plus tight end Cameron Butler).

A few prominent current Rams are looking like they will continue the tradition of stellar wide receiver play in Fort Collins, under the tutelage of head coach Mike Bobo and wide receivers coach Alvis Whitted, himself a nine-year NFL veteran. Johnson and Williams were included among Lance Zierlein's (NFL.com) top-10 wide receivers to watch going into this season.

NEW STAFF ADDITIONS FOR 2018

The Rams added six new full-time assistant coaches into the fold before spring ball started, including three new coordinators. The defense will be led by defensive coordinator John Jancek, who brings 10 years of experience as a defensive coordinator at the FBS level, most recently a three-year stint at Tennessee. Four other new assistant coaches join Jancek on that side of the ball, including special teams coordinator and linebackers coach Chase Gibson. Dave Johnson was also added to the staff to be the offensive coordinator and offensive line coach. The six new full-time assistant coaches boast over 100 years of combined experience on Division I coaching staffs.

GREEN AND GLOBAL - SERVICE AND LEARNING EXPERIENCE IN JAMAICA

- 12 student-athletes and four staff members traveled to Petersfield, Jamaica from May 17-27.
- The athletes experienced cultural immersion, social action and community-based learning. Students were hosted by local families, with 2-4 students per home.
- Participating football players: Adam Prentice and Barry Wesley.
- CSU's student-athletes have seen their opportunities expand dramatically in recent years. The most visible expansion of the student-athlete experience has come in the way of investments in nutrition, facilities and academic support to further fulfill the department's mission to Educate, Engage and Excel.
- The trip was organized by Dr. Albert Bimper, CSU's senior associate athletic director for diversity and inclusion.
- Bimper was a 2006 CSU graduate and four-year starting center on the football team (2002-05).

GOING BOWLING

For the 17th time in school history and fifth year in a row, the Rams went bowling in 2017, facing Marshall in the Gildan New Mexico Bowl. It marked the first time CSU qualified for a bowl game in five consecutive seasons since 1999-2003. All-time, CSU has played in 17 bowl games, including 16 since 1990.

The Rams finished with a 7-6 record for the third consecutive year, and have now posted winning records in five straight seasons.

CSU SETS TOP ATTENDANCE MARKS

Colorado State set single-season records for total home attendance (192,369) and per game average (32,062) last season, its first in its new on-campus football stadium.

CSU saw its total attendance increase 16.2 percent from 2016 - the eighth-highest per-game attendance increase in the FBS for 2017.

Other attendance facts:

- Second year in a row with an increase in attendance -- the seventh-highest two-year per-game attendance increase among all FBS schools (7,145; 28.7%)
 - 149,500/24,917 in 2015
 - 165,598/27,600 in 2016
 - 192,369/32,062 in 2017
- One of only two MW schools (San Diego State) to experience an attendance increase in each of the past two seasons.
 - Colorado State: 10.8% from 2015-16; 16.2% from 2016-17
 - San Diego State: 22.6% from 2015-16; 5.5% from 2016-17
- Second-highest average attendance increase in MW behind Fresno State (5,139)

STATE PRIDE

There are 38 players on the Rams roster who are Colorado natives. This includes 15 athletes that are listed on the team's first depth chart of the year, and six projected starters:

WR Olabisi Johnson -- Lakewood, Colo. (Bear Creek)
 LT Barry Wesley -- Morrison, Colo. (Bear Creek)
 RDE Richard King -- Aurora, Colo. (Rangeview)
 SLB Tre Thomas -- Denver, Colo. (Overland)
 WLB Max McDonald -- Fort Collins, Colo. (Rocky Mountain)
 K Wyatt Bryan -- Larkspur, Colo. (Douglas County)





2018 SEASON CAPTAINS

Prior to the season opener against Hawai'i, CSU head football coach Mike Bobo announced the team's 2018 season captains. The captains were voted on by their teammates and will represent the squad throughout the season. Last year, CSU had captains elected each game week.

The four season captains for the 2018 Rams football team:

- Senior safety Jordan Fogal
- Redshirt sophomore quarterback Collin Hill
- Redshirt sophomore fullback Adam Prentice
- Senior linebacker Josh Watson





THIS WEEK IN CSU HISTORY -- HOMECOMING AND FOOTBALL: A LOOK BACK AT 104 YEARS OF AGGIES AND RAMS TRADITION

by John Hirn, CSU Athletics Historian

The 2018 homecoming game will mark the 95th intercollegiate football game played during the annual homecoming weekend. The Aggies and Rams hold an all-time record of 49-44-1 on homecoming day and continue the oldest tradition in school history.

Homecoming was established at CSU in 1914 when college president Charles A. Lory decided he wanted alumni to come back to the campus on an annual basis to celebrate their alma mater and carry on traditions to the younger generation of students. The first homecoming football games were not played against other college teams, but were rather a scrimmage between the alumni and varsity football team. The alumni won the first homecoming game on October 3, 1914 by a score of 3-0.

The alumni games did not last very long partially because coach Harry Hughes' teams continued to be much better than the alumni, and also because other schools started having their homecoming football game against other college teams.

On November 18, 1922, the first recorded intercollegiate homecoming game was played against the Colorado School of Mines with the Aggies winning 19-0. The first homecoming loss would come in 1924 in a thrilling 7-6 final where the Tigers blocked an Aggie punt and returned it for a touchdown. The homecoming games became more and more important as the tradition grew and in 1925 the Aggies faced CU for the first time on homecoming day. The 12-0 route over the Boulder team was an easy one, but the rivalry saw CU fans fighting and even stealing one of the Aggies "A" green and gold flags from the Colorado Field stands.

During the 1920s and early 1930s several games became very meaningful not just because they were to celebrate homecoming, but also because they had important meaning on the football season. Beating CU in 1925 helped seal the conference championship, as did a win over CU in the 1927 homecoming contest. The 1927 game was played on November 19th, the latest any CSU homecoming game was ever played. Then there was the 1934 homecoming game in which the Aggies beat Ike Armstrong's University of Utah team 14-6. The Aggies had not beat Utah since 1927, and by beating them Harry Hughes' team sealed the deal for their second co-championship in a row, tying with CU and UNC. It would be the eighth and final conference championship won by Coach Hughes.

Homecoming was a very important thing on the Aggie campus by the start of WWII, and a mandate by the government almost prevented the 1942 game from being an official homecoming game. Despite the loss to CU in 1942, it also marked the last homecoming game until 1945, as football would take a break during the War.

After WWII several more homecoming games would have meaning and memories as time marched on in Fort Collins. In 1948, a heartbreaking loss to Drake gave Colorado A&M the first loss of their Cinderella season to the Raisin Bowl. The only homecoming game to result in a tie occurred in 1951 against Utah State. In 1955, All-American Gary Glick, suffering from an injury the previous week, came in off the bench to inspire the Rams to a come-from-behind victory over their rivals from Utah State. In 1966, Oscar Reed tore up the Colorado Field turf rushing for 194 yards including a 70-yard touchdown run that earned him the Sports Illustrated Back of the Week Award. Reed also set the school record at the time for most yards rushed in one game and passed Wayne Schneider as the school's all-time career rusher.

The 1967 game was the last homecoming tilt at Colorado Field and the Rams won a close game against Utah State 17-14. The Utags have been the one school that CSU has played more than any other on homecoming day, a total of 19 times as of 2018. In 1970 the Rams played the only homecoming game on Halloween and beat Utah State 20-13 on Lawrence McCutcheon's 104 yards of rushing. McCutcheon would rush for 207 yards a week later.

Arguably the most memorable homecoming game of the 1970s would be the Oct. 30, 1976 edition of the Border War, which was broadcast on ABC regional television. The first homecoming game to be televised was a fight in which Dan Graham threw a 56-yard pass to Harry Washington for a spectacular touchdown. Ron Harris rushed for 140 yards and the Rams had to come-from-behind to beat their long-time rivals 19-16 in front of a then Hughes Stadium record 32,572 fans.

The longest homecoming win streak occurred from 1986 to 1991 when the Rams would beat New Mexico twice and Hawaii three times. Legendary CSU head Coach Sonny Lubick won 10 and only lost five homecoming games during his career. Lubick's great 1997 team would beat up Hawaii 63-0 for the most lopsided victory on homecoming day.

In 2014, CSU celebrated the 100th anniversary of homecoming and did it in dramatic fashion with a little help from an old Aggie relic. The previously mentioned "A" flag that was stolen after the homecoming win over CU in 1925, found its way back to the CSU campus thanks to an alumnus who found it 89 years after it went missing. Rams coach Jim McElwain wanted the flag to be led out onto the field by one of his players for the 2014 game to bring back some old Aggie magic. With the game tied at 13 and seeming to head into overtime with only 19 seconds on the clock, quarterback Garret Grayson connected to Rashard Higgins on a 46-yard pass to set up a game-winning field goal for the first homecoming victory in three years. Fans rushed the field and the old 1925 flag was carried to the locker room as the Rams sung the fight song; the flag has returned for homecoming games every year since.

The 2018 homecoming game against the University of New Mexico will only be the fourth time CSU has faced the Lobos for the annual tradition. CSU is 3-0 all-time against UNM on homecoming day with the last game a victory over the Lobos in 1990 when the Rams beat them 47-7. The Rams offense totaled over 600 yards that day with Todd Yert scoring three touchdowns and Tony Alford and Brian Copeland rushed for over 100 yards each.

#ALLTIMERAMS - FAN VOTE

For nine days in June, thousands of Colorado State football fans voted for their #AllTimeRams squad.

Players on the ballot played at CSU from 1968-2017. No current Rams or players who finished their careers prior to 1968 were included.

There was a "first team" and a "second team", based on the results of the fan vote.

- QB:** **Bradlee Van Pelt (2001-03)**
Moses Moreno (1995-97)
- RB:** **Kapri Bibbs (2013), Cecil Sapp (2000-02)**
Steve Bartalo (1983-86), Kevin McDougal (1996-99)
- WR:** **Michael Gallup (2016-17), Rashard Higgins (2013-15)**
David Anderson (2002-05), Pete Rebstock (1998-2001), Greg Primus (1989-92)
- TE:** **Joel Dreesen (2001-04)**
Keli McGregor (1981-84)
- OL:** **Anthony Cesario (1995-98), Mike Newell (1995-98), Erik Pears (2001-04), Weston Richburg (2010-13), Ty Sambrailo (2010-13)**
Jake Bennett (2014-17), Mike Brisiel (2002-05), Kevin Call (1980-83), Zack Golditch (2015-17), Morgan Pears (1999-2002)
- DL:** **Mike Bell (1975-78), Clark Haggans (1996-99), Joey Porter (1995-98), Brady Smith (1993-95)**
Al Baker (1974-77), Guy Miller (2007-10), Sean Moran (1992-95), Adrian Ross (1994-97)
- LB:** **Shaquil Barrett (2011-13), Rick Crowell (1996-2000), Kevin McLain (1974-75)**
Cory James (2012-15), Nate Kvamme (1995-98), Eric Pauly (2000-03)
- DB:** **Ray Jackson (1992-95), Greg Myers (1992-95), Earlie Thomas (1967-69), Dexter Wynn (2000-03)**
Ron Cortell (1985-88), John Howell (1996-97, 1999-2000), Keith King (1975-76), Erik Olson (1996-99)
- K:** **Jeff Babcock (2002-04)**
Steve DeLine (1984-86)
- P:** **Jimmie Kaylor (2005-07)**
Hayden Hunt (2013-16)
- RET:** **Dexter Wynn (2000-03)**
Dallas Davis (1997-2001)

AGGIE HERITAGE

The Colorado State Rams were formerly the Colorado A&M Aggies (prior to 1957).

Each CSU team wears uniforms representing the school's original colors (pumpkin and alfalfa) once per season.

Since 1981, Ag Day, hosted by CSU's College of Agricultural Sciences and Department of Intercollegiate Athletics along with Colorado agricultural organizations and associations, is a non-profit event with proceeds furnishing scholarships to CSU agricultural science students. For more information, visit agday.agsci.colostate.edu.

COLORADO STATE FOOTBALL



CSU'S RECORD UNDER HEAD COACH MIKE BOBO WHEN WEARING...



GREEN / GOLD (4-5)

2015
Minnesota - L, 23-20 (OT)
vs. Colorado - L, 27-24 (OT)
Boise State - L, 41-10
Air Force - W, 38-23
San Diego State - L, 41-17
2016
UTSA - W, 23-14
2017
Oregon State - W, 58-27
San José State - W, 42-14
2018
Hawai'i - L, 43-34



GREEN / GREEN (2-2)

2016
Utah State - W, 31-24
at Boise State - L, 28-23
2017
Nevada - W, 44-42
2018
vs. Colorado - L, 45-13



GREEN / WHITE (2-2)

2015
at Utah State - L, 33-18
2016
Fresno State - W, 37-0
vs. Idaho - L, 61-50
2017
Air Force - L, 45-28



**GREEN / WHITE (1-0)
(WHITE HELMET)**

2018
Arkansas - W, 34-27



GREEN / GREY (1-0)

2016
New Mexico - W, 49-31



ORANGE / WHITE (2-1)

2015
Savannah State - W, 65-13
2017
Abilene Christian - W, 38-10
2018
Illinois State - L, 35-19



ORANGE / GREEN (1-0)

2016
Northern Colorado - W, 47-21




#STATEPRIDE (0-1)

2017
Boise State - L, 59-52 (OT)



GREY / GREY (0-1)

2016
Wyoming - L, 38-17




WHITE / WHITE (4-3)

2015
at UTSA - W, 33-31
at Wyoming - W, 26-7
at New Mexico - W, 28-21
at Fresno State - W, 34-31
vs. Nevada - L, 28-23
2016
vs. Colorado - L, 44-7
2017
at Wyoming - L, 16-13



WHITE / GREEN (3-2)

2016
at Minnesota - L, 31-24
at San Diego State - W, 63-31
2017
vs. Colorado - L, 17-3
at Hawai'i - W, 51-21
at Utah State - W, 27-14



WHITE / GOLD (2-2)

2016
at UNLV - W, 42-23
at Air Force - L, 49-46
2017
at Alabama - L, 41-23
at New Mexico - W, 27-24



**WHITE / WHITE
(WHITE HELMET)
(0-2)**

2017
vs. Marshall - L, 31-28
2018
at Florida - L, 48-10



**WHITE / GREEN
(WHITE HELMET)
(1-0)**

2018
at San Jose State - W, 42-20



Under Armour will be CSU's exclusive apparel provider through the 2021 season.



COLORADO STATE FOOTBALL

PASSING

Pass Yards

Stat	Individual	Total	Opponent	Date
500+	K.J. Carta-Samuels	537	Hawai'i	8/25/18
450+	K.J. Carta-Samuels	537	Hawai'i	8/25/18
400+	K.J. Carta-Samuels	537	Hawai'i	8/25/18
350+	K.J. Carta-Samuels	389	Arkansas	9/8/18
300+	K.J. Carta-Samuels	389	Arkansas	9/8/18

Touchdown Passes

Stat	Individual	Total	Opponent	Date
6	Mark Driscoll	6	Nevada	10/19/74
5	K.J. Carta-Samuels	5	Hawai'i	8/25/18
4	K.J. Carta-Samuels	4	SJSU	10/6/18

Pass Attempts

Stat	Individual	Total	Opponent	Date
50+	K.J. Carta-Samuels	50	Hawai'i	8/25/18
40+	K.J. Carta-Samuels	47	Arkansas	9/8/18
30+	K.J. Carta-Samuels	47	Arkansas	9/8/18

Pass Completions

Stat	Individual	Total	Opponent	Date
35+	Garrett Grayson	36	Boise St.	9/6/14
30+	K.J. Carta-Samuels	32	Arkansas	9/8/18
25+	K.J. Carta-Samuels	32	Arkansas	9/8/18

Completion Pct. (Min. 15 Attempts)

Stat	Individual	Total	Opponent	Date
85%+	Garrett Grayson	18-21	Wyoming	10/25/14
80%+	Nick Stevens	26-32	SJSU	11/18/17
75%+	Nick Stevens	18-22	at Hawai'i	9/30/17

RECEIVING

Receiving Yards

Stat	Individual	Total	Opponent	Date
250+	Michael Gallup	263	vs. Nevada	10/14/17
200+	Michael Gallup	263	vs. Nevada	10/14/17
150+	Preston Williams	154	Arkansas	9/8/18

Touchdown Receptions

Stat	Individual	Total	Opponent	Date
4	Rashad Higgins	4	Tulsa	10/4/14
3	Michael Gallup	3	vs. Nevada	10/14/17

Receptions

Stat	Individual	Total	Opponent	Date
14+	Jeff Champine	14	New Mexico	10/29/83
12+	Preston Williams	12	Arkansas	9/8/18
10+	Preston Williams	12	Arkansas	9/8/18

Long Reception

Stat	Individual	Total	Opponent	Date
90+	Ron Harris	94	UNC	9/24/77
80+	Damon Morton	83	at UNLV	10/20/07
70+	Michael Gallup	76	at Hawai'i	9/30/17

Two Players with 100+ Receiving Yards

Preston Williams (154) & Cameron Butler (107) vs. Arkansas, 9/8/18

RUSHING

Rushing Yards

Stat	Individual	Total	Opponent	Date
300+	Kapri Bibbs	312	Nevada	11/9/13
250+	Kapri Bibbs	312	Nevada	11/9/13
200+	Dee Hart	230	New Mexico	11/22/14
150+	Dalyn Dawkins	161	Boise St.	11/11/17

Rush Attempts

Stat	Individual	Total	Opponent	Date
40+	Kyle Bell	40	vs. CU	9/1/07
35+	Kapri Bibbs	38	at New Mexico	11/16/13
30+	Dalyn Dawkins	32	Boise St.	11/11/17

Rush Touchdowns

Stat	Individual	Total	Opponent	Date
6	Kapri Bibbs	6	at New Mexico	11/16/13
5	Dee Hart	5	New Mexico	11/22/14
4	Dee Hart	5	New Mexico	11/22/14
3	Dee Hart	5	New Mexico	11/22/14

Long Rush

Stat	Individual	Total	Opponent	Date
80+	Kapri Bibbs	85	Nevada	11/9/13
70+	Nick Stevens	75	New Mexico	11/19/16
60+	Nick Stevens	5	Arizona	9/12/13

Two Players Rush for 100+ Yards

Izzy Matthews (104) and Dalyn Dawkins (103) at San Diego State, 11/26/16

Three Players Rush for 100+ Yards

Karvin Kinsey, Jr. (127), Izzy Matthews (107) and Dalyn Dawkins (102), New Mexico, 11/19/16

DEFENSE

Tackles

Stat	Individual	Total	Opponent	Date
25+	Eric Tippeconnic	27	at Arkansas	9/29/90
20+	Adam Lancisero	20	at Utah	11/6/04
15+	Josh Watson	15	vs. Colorado	8/31/18

Sacks

Stat	Individual	Total	Opponent	Date
4+	Guy Miller	4.5	UNLV	10/16/10
3+	Jan-Philip Bombek	3.0	SJSU	10/6/18

Five Players Record A Sack

J. Buys (1.0), E. Hubbard (1.0), R. King (1.0), T. McBride (1.0), T. Thomas (1.0), vs. Colorado, 9/1/17

Interception Returned for TD...

Rashad Ajayi (55 yds), SJSU, 10/6/18

Fumble Returned for TD...

Kevin Davis (0 yds), Savannah State, 9/5/15

Forced Safety...

[Team], UTSA, 9/26/15

SPECIAL TEAMS

Kickoff Returned for TD...

Kevin Nutt, Jr. (96 yds) at Fresno State, 11/28/15

Punt Returned for TD...

Robert Ruiz (91) at San Diego State, 11/26/16

Blocked A Punt...

at Nevada, 10/12/14

Blocked A Field Goal...

at New Mexico, 11/21/15

TEAM

Total Offense

Stat	Total	Opponent	Date
650+	653	Hawai'i	8/25/18
600+	653	Hawai'i	8/25/18
550+	653	Hawai'i	8/25/18
500+	653	Hawai'i	8/25/18

Points Scored

Stat	Total	Opponent	Date
70+	76	at UTEP	10/27/73
60+	63	at SDSU	11/26/16
50+	52	Boise State	11/11/17
40+	42	SJSU	11/18/17

Offensive Plays

Stat	Total	Yards	Opponent	Date
100+	109	626	Boise State	11/2/13
90+	95	570	Boise State	11/11/17
80+	83	390	vs. Marshall	12/16/17

Yards Per Play

Stat	Total	Opponent	Date
10.0+	10.3	at Hawai'i	9/30/17
9.0+	10.3	at Hawai'i	9/30/17
8.0+	8.6	Hawai'i	8/25/18

Passes Intercepted


Stat	Total	Opponent	Date
6	6	West Virginia	11/18/78
5	5	at New Mexico	11/17/01
4	5	at New Mexico	11/17/01
3	3	Oregon State	8/26/17

Sacks

Stat	Total	Opponent	Date
7	7	at Utah St.	10/7/17

Forced Fumbles

Stat	Total	Opponent	Date
7	7	Wyoming	11/16/00



QB Mark Driscoll (now the CSU Rams Radio Network color analyst) is the only Rams QB to throw 6 TD passes in a game.

COLORADO STATE FOOTBALL

**INDIVIDUAL**

30 Rushing Attempts	33
200 Yards Rushing	242
150 Yards Rushing	184
4 Touchdowns Rushing	4
3 Touchdowns Rushing	3
400 Yards Passing	418
350 Yards Passing	418
50 Pass Attempts	51
40 Pass Attempts	40
35 Pass Attempts	40
30 Pass Completions	31
25 Pass Completions	26
20 Pass Completions	22
4 Touchdown Passes	4
400 Yards Total Offense	514
300 Yards Total Offense	372
10 Receptions	11
200 Receiving Yards	208
3 Touchdown Receptions	3
3 Field Goals Made	3
2 Pass Interceptions	2
50-Yard Field Goal	51
60-Yard Punt	60
Kickoff Return For Touchdown	96
Punt Return For Touchdown	85
Fumble Return For Touchdown	53
Interception Return For Touchdown	30
Punt Block For Touchdown	0

OPPONENT

I. Saunders, Idaho; Dec. 22, 2016
Alexander Mattison, Boise State; Nov. 11, 2017
James Robinson, Illinois State; Sept. 22, 2018
Tim McVey, Air Force; Nov. 12, 2016
Alexander Mattison, Boise State; Nov. 11, 2017
Cole McDonald, Hawai'i; Aug. 25, 2018
Cole McDonald, Hawai'i; Aug. 25, 2018
Joe Gray, San Jose State; Nov. 1, 2014
Josh Live, San Jose State; Oct. 6, 2018
Josh Live, San Jose State; Oct. 6, 2018
Dru Brown, Hawai'i; Sept. 30, 2017
Cole McDonald, Hawai'i; Aug. 25, 2018
Steven Montez, Colorado; Aug. 31, 2018
Steven Montez, Colorado; Aug. 31, 2018
Cole McDonald, Hawai'i; Aug. 25, 2018
Steven Montez, Colorado; Aug. 31, 2018
Laviska Shenault, Colorado; Aug. 31, 2018
Laviska Shenault, Colorado; Aug. 31, 2018
Kendal Keys, UNLV; Nov. 14, 2015
Ryan Meskell, Hawai'i; Aug. 25, 2018
Marcell Gibbons, Northern Colorado; Sept. 10, 2011
Jason Sanders, New Mexico; Nov. 19, 2016
JT Bohlken, Illinois State; Sept. 22, 2018
Elijah Mitchell, Nevada; Dec. 29, 2015
Freddie Swain, Florida; Sept. 15, 2018
Greg Henderson, Colorado; Sept. 1, 2013
Shaquille Vereen, Air Force; Oct. 28, 2017
Tyrie Cleveland, Florida; Sept. 15, 2018

TEAM

30 First Downs	30
400 Yards Rushing	413
300 Yards Rushing	310
60 Rushing Attempts	74
50 Rushing Attempts	53
4 Rushing Touchdowns	4
400 Yards Passing	418
50 Pass Attempts	51
40 Pass Attempts	45
30 Pass Completions	31
4 Touchdown Passes	4
600 Yards Total Offense	617
80 Total Plays	84
4 Turnovers Forced	4
0 Turnovers Given Up	0
2 Players In Game/100 Yards Rushing	2
3 Players In Game/100 Yards Rushing	3
2 Players In Game/100 Yards Receiving	2
100-yd. Rusher and 100-yd. Receiver	
100-yd. Rusher and 200-yd. Receiver	
10 or Fewer First Downs	9
4 Passes Had Intercepted	5
100 Yards Or Fewer Rushing	48
50 Yards Or Fewer Rushing	48
300 Yards Or Fewer Total Offense	285
Scored a Safety	1
Blocked Punt	1
Blocked Field Goal	1
2-Point Conversion	1
35:00 Time Of Possession	41:38
50 Points Scored	61
Shutout	13-0
0 Points Scored 1st Quarter	0
0 Points Scored, 1st Half	0
0 Points Scored Through 3 Quarters	0
0 Points Scored, 4th Quarter	0
0 Points Scored, 2nd Half	0

OPPONENT

Hawai'i; Aug. 25, 2018
Air Force; Oct. 28, 2017
Boise State; Nov. 11, 2017
Air Force; Oct. 28, 2017
Arkansas; Sept. 8, 2018
Boise State; Nov. 11, 2017
Hawai'i; Aug. 25, 2018
San Jose State; Nov. 1, 2014
Boise State; Nov. 11, 2017
Hawai'i; Sept. 30, 2017
Colorado; Aug. 31, 2018
Hawai'i; Aug. 25, 2018
Boise State; Nov. 11, 2017
Colorado; Sept. 2, 2016
Illinois State; Sept. 22, 2018
Marshall; Dec. 16, 2017
Air Force; Sept. 30, 1989
Colorado; Aug. 31, 2018
Illinois State; Sept. 22, 2018
Colorado; Aug. 31, 2018
Northern Colorado; Sept. 10, 2011
New Mexico; Nov. 17, 2001
San Jose State; Oct. 6, 2018
San Jose State; Oct. 6, 2018
San Jose State; Oct. 6, 2018
San Jose State; Oct. 6, 2018
San Jose State; Oct. 6, 2018
Florida; Sept. 15, 2018
North Dakota State; Sept. 8, 2012
Hawai'i; Oct. 26, 2013
Air Force; Oct. 28, 2017
Idaho; Dec. 22, 2016
Utah State; Nov. 23, 2013
San Jose State; Oct. 6, 2018
San Jose State; Oct. 6, 2018
Fresno State; Nov. 5, 2016
San Jose State; Oct. 6, 2018
Colorado; Sept. 1, 2017

COLORADO STATE FOOTBALL



CSU RESULTS

Date	Opponent	Score	Overall	Conference	Time	Attend
* Aug 25, 2018	HAWAII	L 34-43	0-1	0-1	3:13	31007
Aug 31, 2018	vs Colorado	L 13-45	0-2	0-1	3:29	70158
Sep 08, 2018	ARKANSAS	W 34-27	1-2	0-1	3:37	31894
Sep 15, 2018	at Florida	L 10-48	1-3	0-1	3:26	80021
Sep 22, 2018	ILLINOIS STATE	L 19-35	1-4	0-1	3:20	26259
* Oct 06, 2018	at San Jose State	W 42-30	2-4	1-1	3:46	13802

STATISTICS - TEAM

Team Statistics	CSU	OPP
SCORING	152	228
Points Per Game	25.3	38.0
Points Off Turnovers	16	40
FIRST DOWNS	138	129
Rushing	47	64
Passing	77	56
Penalty	14	9
RUSHING YARDAGE	682	1293
Yards gained rushing	842	1402
Yards lost rushing	160	109
Rushing Attempts	205	234
Average Per Rush	3.3	5.5
Average Per Game	113.7	215.5
TDs Rushing	2	11
PASSING YARDAGE	1776	1527
Comp-Att-Int	147-252-7	99-171-6
Average Per Pass	7.0	8.9
Average Per Catch	12.1	15.4
Average Per Game	296.0	254.5
TDs Passing	16	16
TOTAL OFFENSE	2458	2820
Total Plays	457	405
Average Per Play	5.4	7.0
Average Per Game	409.7	470.0
KICK RETURNS: #-Yards	20-452	10-215
PUNT RETURNS: #-Yards	10-32	19-372
INT RETURNS: #-Yards	6-59	7-26
KICK RETURN AVERAGE	22.6	21.5
PUNT RETURN AVERAGE	3.2	19.6
INT RETURN AVERAGE	9.8	3.7
FUMBLES-LOST	9-4	5-2
PENALTIES-Yards	46-382	45-370
Average Per Game	63.7	61.7
PUNTS-Yards	36-1733	30-1284
Average Per Punt	48.1	42.8
Net punt average	36.1	39.1
KICKOFFS-Yards	30-1773	43-2688
Average Per Kick	59.1	62.5
Net kick average	39.4	39.8
TIME OF POSSESSION/Game	31:21	28:39
3RD-DOWN Conversions	42/100	24/75
3rd-Down Pct	42%	32%
4TH-DOWN Conversions	5/10	5/9
4th-Down Pct	50%	56%
SACKS BY-Yards	8-61	13-89
MISC YARDS	0	0
TOUCHDOWNS SCORED	19	29
FIELD GOALS-ATTEMPTS	7-11	8-9
ON-SIDE KICKS	1-1	0-0
RED-ZONE SCORES	(16-18) 89%	(20-23) 87%
RED-ZONE TOUCHDOWNS	(14-18) 78%	(13-23) 57%
PAT-ATTEMPTS	(15-16) 94%	(28-28) 100%
ATTENDANCE	89160	93823
Games/Avg Per Game	3/29720	2/46912
Neutral Site Games		1/70158

Score by Quarters	1st	2nd	3rd	4th	OT	Total
Colorado State	37	26	35	54	0	152
Opponents	44	61	82	41	0	228



STATISTICS - OFFENSE / SPECIAL TEAMS

Rushing	gp	att	gain	loss	net	avg	td	lg	avg/g
MATTHEWS, Izzy	6	83	364	31	333	4.0	2	22	55.5
KINSEY JR., Marvin	4	34	160	1	159	4.7	0	28	39.8
MCELROY, Marcus	6	31	150	14	136	4.4	0	24	22.7
HAWKINS, Anthony	6	3	32	0	32	10.7	0	25	5.3
CARTA-SAMUELS, K.J	6	35	94	78	16	0.5	0	11	2.7
HALL, Nikko	4	1	8	0	8	8.0	0	8	2.0
BODDIE, Rashaad	2	5	7	0	7	1.4	0	3	3.5
WILLIAMS, Preston	6	2	7	1	6	3.0	0	7	1.0
HILL, Collin	5	6	20	15	5	0.8	0	9	1.0
TEAM	3	4	0	7	-7	-1.8	0	0	-2.3
STONEHOUSE, Ryan	6	1	0	13	-13	-13.0	0	0	-2.2
Total	6	205	842	160	682	3.3	2	28	113.7
Opponents	6	234	1402	109	1293	5.5	11	68	215.5

Passing	gp	effic	comp-att-int	pct	yds	td	lg	avg/g
CARTA-SAMUELS, K.J	6	141.86	134-217-6	61.8	1623	15	69	270.5
HILL, Collin	5	79.86	13-34-1	38.2	153	1	25	30.6
TEAM	3	0.00	0-1-0	0.0	0	0	0	0.0
Total	6	132.93	147-252-7	58.3	1776	16	69	296.0
Opponents	6	156.76	99-171-6	57.9	1527	16	89	254.5

Receiving	gp	no.	yds	avg	td	lg	avg/g
WILLIAMS, Preston	6	43	578	13.4	6	69	96.3
JOHNSON, Olabisi	6	31	452	14.6	4	58	75.3
MATTHEWS, Izzy	6	17	106	6.2	1	19	17.7
BUTLER, Cameron	6	13	167	12.8	0	54	27.8
JACKSON, Warren	4	10	128	12.8	2	24	32.0
KINSEY JR., Marvin	4	8	97	12.1	1	22	24.2
HAMMER, Griffin	6	5	50	10.0	0	14	8.3
HALL, Nikko	4	4	40	10.0	1	17	10.0
MCBRIDE, Trey	6	3	60	20.0	1	48	10.0
FULTON, Brenden	6	3	47	15.7	0	20	7.8
PRENTICE, Adam	6	3	16	5.3	0	9	2.7
SCOTT, E.J.	6	3	14	4.7	0	8	2.3
WISE, Darius	3	3	3	1.0	0	3	1.0
MCELROY, Marcus	6	1	18	18.0	0	18	3.0
Total	6	147	1776	12.1	16	69	296.0
Opponents	6	99	1527	15.4	16	89	254.5

Punt Returns	no.	yds	avg	td	lg
JOHNSON, Olabisi	10	32	3.2	0	18
Total	10	32	3.2	0	18
Opponents	19	372	19.6	2	85

Interceptions	no.	yds	avg	td	lg
FOGAL, Jordan	2	0	0.0	0	0
BANKS, V.J.	2	0	0.0	0	0
JONES, Emmanuel	1	4	4.0	0	4
AJAYI, Rashad	1	55	55.0	1	55
Total	6	59	9.8	1	55
Opponents	7	26	3.7	0	14

Kick Returns	no.	yds	avg	td	lg
HAWKINS, Anthony	12	289	24.1	0	51
WILLIAMS, Preston	6	119	19.8	0	28
PRENTICE, Adam	1	30	30.0	0	30
FULTON, Brenden	1	14	14.0	0	14
Total	20	452	22.6	0	51
Opponents	10	215	21.5	0	44

Fumble Returns	no.	yds	avg	td	lg
Total	0	0	0.0	0	0
Opponents	1	20	20.0	0	20

Scoring	td	fg	PAT					pts
			kick	rush	rcv	pass	dxp	
WILLIAMS, Preston	6	-	-	-	-	-	-	36
BRYAN, Wyatt	-	7-11	15-16	-	-	-	-	36
JOHNSON, Olabisi	4	-	-	-	-	-	-	24
MATTHEWS, Izzy	3	-	-	-	-	-	-	18
JACKSON, Warren	2	-	-	-	0-1	-	-	12
KINSEY JR., Marvin	1	-	-	-	-	-	-	6
HALL, Nikko	1	-	-	-	-	-	-	6
MCBRIDE, Trey	1	-	-	-	-	-	-	6
AJAYI, Rashad	1	-	-	-	-	-	-	6
BUTLER, Cameron	-	-	-	1	-	-	-	2
CARTA-SAMUELS, K.J	-	-	-	-	1-2	-	-	0
Total	19	7-11	15-16	-	1	1-3	-	152
Opponents	29	8-9	28-28	-	0-1	-	1	228

Total Offense	q	plays	rush	pass	total	avg/g
CARTA-SAMUELS, K.J	6	252	16	1623	1639	273.2
MATTHEWS, Izzy	6	83	333	0	333	55.5
KINSEY JR., Marvin	4	34	159	0	159	39.8
HILL, Collin	5	40	5	153	158	31.6
MCELROY, Marcus	6	31	136	0	136	22.7
HAWKINS, Anthony	6	3	32	0	32	5.3
HALL, Nikko	4	1	8	0	8	2.0
BODDIE, Rashaad	2	5	7	0	7	3.5
WILLIAMS, Preston	6	2	6	0	6	1.0
TEAM	3	5	-7	0	-7	-2.3
STONEHOUSE, Ryan	6	1	-13	0	-13	-2.2
Total	6	457	682	1776	2458	409.7
Opponents	6	405	1293	1527	2820	470.0

Field Goals	fg	pct.	01-19	20-29	30-39	40-49	50-99	lg	blk
BRYAN, Wyatt	7-11	63.6	0-0	2-2	0-0	2-5	3-4	55	0

FG Sequence	Colorado State	Opponents
Hawai'i	45,48	(21),(30),(35)
Colorado	(51),(27)	(39)
Arkansas	(55),(46),(44),(22)	(28),(31),48
Florida	41,53,(53)	(24),(48)
Illinois State	-	-
San Jose State	-	-

Numbers in (parentheses) indicate field goal was made.

Punting	no.	yds	avg	lg	tb	fc	i20	50+	blk
STONEHOUSE, Ryan	35	1733	49.5	70	3	5	8	19	1
TEAM	1	0	0.0	0	0	0	0	0	0
Total	36	1733	48.1	70	3	5	8	19	1
Opponents	30	1284	42.8	60	4	6	14	7	0

Kickoffs	no.	yds	avg	tb	ob	retn	net	ydln
BRYAN, Wyatt	16	930	58.1	6	0			
DAVIS, Braxton	13	794	61.1	9	0			
STONEHOUSE, Ryan	1	49	49.0	0	0			
Total	30	1773	59.1	15	0	21.5	39.4	25
Opponents	43	2688	62.5	21	0	22.6	39.8	25

COLORADO STATE FOOTBALL



STATISTICS - ALL PURPOSE

All Purpose	g	rush	rcv	pr	kr	ir	total	avg/g
WILLIAMS, Pres	6	6	578	0	119	0	703	117.2
JOHNSON, Olab	6	0	452	32	0	0	484	80.7
MATTHEWS, Izz	6	333	106	0	0	0	439	73.2
HAWKINS, Anth	6	32	0	0	289	0	321	53.5
KINSEY JR., Ma	4	159	97	0	0	0	256	64.0
BUTLER, Camer	6	0	167	0	0	0	167	27.8
MCELROY, Mar	6	136	18	0	0	0	154	25.7
JACKSON, Warr	4	0	128	0	0	0	128	32.0
FULTON, Brend	6	0	47	0	14	0	61	10.2
MCBRIDE, Trey	6	0	60	0	0	0	60	10.0
AJAYI, Rashad	6	0	0	0	0	55	55	9.2
HAMMER, Griffi	6	0	50	0	0	0	50	8.3
HALL, Nikko	4	8	40	0	0	0	48	12.0
PRENTICE, Ada	6	0	16	0	30	0	46	7.7
CARTA-SAMUE	6	16	0	0	0	0	16	2.7
SCOTT, E.J.	6	0	14	0	0	0	14	2.3
BODDIE, Rasha	2	7	0	0	0	0	7	3.5
HILL, Collin	5	5	0	0	0	0	5	1.0
JONES, Emman	6	0	0	0	0	4	4	0.7
WISE, Darius	3	0	3	0	0	0	3	1.0
TEAM	3	-7	0	0	0	0	-7	-2.3
STONEHOUSE,	6	-13	0	0	0	0	-13	-2.2
Total	6	682	1776	32	452	59	3001	500.2
Opponents	6	1293	1527	372	215	26	3433	572.2



The Rams issue a belt (pictured above) to a player that forces a turnover. One player is chosen after each game to keep the belt the following week.

CANVAS STADIUM

Canvas Stadium is the new name for Colorado State University's 41,000-capacity multipurpose stadium that opened on the school's Fort Collins campus in 2017. The newly re-branded Canvas Credit Union received naming rights to the facility through a \$37.7 million partnership agreement announced in April 2018. The agreement, which stands as one of the largest collegiate athletic venue naming agreements in history, was part of an ambitious re-branding initiative being undertaken by the previously branded Public Service Credit Union, under the direction of company President and CEO Todd Marksberry.

Canvas Credit Union is a not-for-profit, state-chartered, member-owned financial cooperative that has been in business since 1938. Today, the credit union has more than \$2.3 billion in assets and more than 238,000 members – and a mission to help individuals and families make better decisions and grow stronger financially. Learfield's Rams Sports Properties and their Campus+ business brokered the agreement as part of its ongoing support for Colorado State University athletics.

The \$220 million, 727,000-square-foot stadium proved immensely popular and attractive to fans in its inaugural season of 2017, and drew rave reviews from local and national media, as well national television networks that broadcast Colorado State's games to large audiences. The Rams set an all-time attendance record with a total of 192,369 fans and a per-game average of 32,062, representing a 16-percent attendance increase from 2016—eighth-highest in all of college football. Season ticket sales also reached an all-time high of 15,477, a 40-percent increase from the 2016 total of 11,054.

The return of CSU football games to campus from Hughes Stadium in 2017 brought the pageantry and celebration of Rams game days back to the heart of the university for the first time in 50 years, providing countless new engagement opportunities for the entire university. The stadium's design embraces Colorado's natural beauty, topography and visual connections to the Rocky Mountains from campus and ensures functionality for both game-day and non-game day usage.



canvas stadium

The agreement with Canvas Credit Union combined with \$20 million given in 2016 to name Sonny Lubick Field brings the total naming rights revenues at Colorado State to \$57 million for the stadium. This compares favorably with the recently announced \$69 million United Airlines Memorial Coliseum at University of Southern California and the \$41 million Alaska Airlines Field at Husky Stadium at the University of Washington. The Colorado State agreement with Canvas Credit Union is for 15 years and includes annual escalator clauses for inflation, as well as a signing bonus, in recognition of the visibility and success of the stadium.



COLORADO STATE FOOTBALL



STATS - DEFENSE

#	Defensive Leaders	gp	Tackles			tfl/yds	Sacks		Pass defense			Fumbles		blkd	
			ua	a	tot		no-yds	int-yds	brup	qbh	rcv-yds	ff	kick	saf	
55	WATSON, Josh	6	27	36	63	1.0-4	.	.	3	3	1-0	.	.	.	
52	THOMAS, Tre	6	13	26	39	1.0-8	1.0-8	.	2	5	
7	HICKS, Jamal	6	20	16	36	1.0-1	.	.	1	.	.	1	.	.	
18	SCOTT, Braylin	6	16	17	33	1	.	.	
1D	FOGAL, Jordan	6	9	16	25	0.5-1	.	2-0	3	
98	HUBBARD, Ellison	6	9	15	24	3.5-16	1.0-9	.	.	2	
33	JONES, Emmanuel	6	10	13	23	5.5-26	1.0-12	1-4	.	5	
25	CAMPBELL, Darius	4	11	6	17	1.0-2	
53	SMITH, Caleb	6	6	10	16	2.0-19	1.0-12	.	2	2	
13	SUTTON, Trey	6	5	11	16	1.0-1	
4	AJAYI, Rashad	6	10	6	16	1.0-3	1.0-3	1-55	5	.	.	1	.	.	
19	BANKS, V.J.	6	8	7	15	1.0-2	.	2-0	4	
94	PHILLIPS, Devin	6	3	11	14	1.0-3	.	.	1	3	
99	DICKENS, Damion	6	.	12	12	
91	BOMBEEK, Jan-Phillip	5	8	2	10	4.0-20	3.0-17	.	.	3	.	1	.	.	
10	FRANCIS, Tywan	6	3	6	9	.	.	.	1	
14	HAWKINS, Anthony	6	5	3	8	1.0-5	.	.	2	
5L	JACKSON, Dequan	5	3	5	8	
92	PAOGOFIE, Livingston	6	4	4	8	0.5-0	
12	CARTER, Cam'ron	5	2	5	7	
95	KING, Richard	2	1	6	7	1.0-2	.	.	.	1	
81	JOHNSON, Olabisi	6	4	2	6	
44	MCDONALD, Max	4	3	3	6	
46	PRENTICE, Adam	6	1	4	5	
9D	WALKER, Jadon	4	3	1	4	
2	OWENS, Dajon	6	1	2	3	.	.	.	1	
32	MCELROY, Marcus	6	2	1	3	
86	REITER, Ross	6	3	.	3	
34	GIUSTI, Anthony	5	.	3	3	
58	CLEM, Tanner	6	.	2	2	
16	BUTLER, Cameron	6	1	1	2	
8	BRINNON, Quinn	6	.	2	2	
26	MAKA, Kavapele	3	.	2	2	
39	PANNUNZIO, Thomas	5	1	1	2	
88	HAMMER, Griffin	6	1	.	1	
42	JEAN, Arjay	5	1	.	1	1	1-0	.	.	.	
41	STONEHOUSE, Ryan	6	1	.	1	
97	MCBRIDE, Trey	6	1	.	1	
90	FOX, Jamori	1	.	1	1	
24	MATTHEWS, Izzy	6	1	.	1	
6	MAGEE, Malcolm	2	1	
Total		6	197	258	455	26-113	8-61	6-59	26	25	2-0	4	.	.	
Opponents		6	200	296	496	35-150	13-89	7-26	39	31	4-20	7	1	1	

TACKLING LEADERS

SPECIAL TEAMS

PLAYER	TACKLES
Adam Prentice	5
Ross Reiter	4
[Four Players]	3

SOLO

PLAYER	TACKLES
Josh Watson	27
Jamal Hicks	20
Braylin Scott	16
Tre Thomas	13
Darius Campbell	11

ASSISTED

PLAYER	TACKLES
Josh Watson	36
Tre Thomas	26
Braylin Scott	17
Jamal Hicks	16
Jordan Fogal	16

TACKLES FOR LOSS

PLAYER	TACKLES
Emmanuel Jones	5.5
Jan-Phillip Bombek	4.0
Ellison Hubbard	3.5
Caleb Smith	2.0
[10 Players]	1.0

ON RUN PLAYS

PLAYER	TACKLES
Josh Watson	52
Tre Thomas	33
Braylin Scott	24
Emmanuel Jones	23
Ellison Hubbard	20

ON PASS PLAYS

PLAYER	TACKLES
Jamal Hicks	18
Rashad Ajayi	14
Josh Watson	13
Tre Thomas	9
Braylin Scott	9

COLORADO STATE FOOTBALL



CSU GAME-BY-GAME STATISTICS

TEAM STATISTICS

Date	Opponent	Rushing				Receiving				Passing				Kick Returns				Punt Returns				tot off
		no.	yds	td	lg	no.	yds	td	lg	cmp-att-int	yds	td	lg	no.	yds	td	lg	no.	yds	td	lg	
Aug 25	HAWAII	25	116	0	19	34	537	5	69	34-51-1	537	5	69	6	119	0	28	0	0	0	0	653
Aug 31	vs Colorado	39	103	0	24	19	181	1	26	19-37-1	181	1	26	1	25	0	25	1	0	0	0	284
Sep 08	ARKANSAS	23	40	1	14	32	389	2	54	32-50-1	389	2	54	4	69	0	20	4	0	0	1	429
Sep 15	at Florida	42	70	0	28	23	240	1	48	23-41-0	240	1	48	2	82	0	51	0	0	0	0	310
Sep 22	ILLINOIS STATE	31	134	0	14	24	257	3	38	24-44-2	257	3	38	4	119	0	45	3	20	0	18	391
Oct 06	at San Jose State	45	219	1	25	15	172	4	32	15-29-2	172	4	32	3	38	0	19	2	12	0	8	391
Colorado State		205	682	2	28	147	1776	16	69	147-252-7	1776	16	69	20	452	0	51	10	32	0	18	2458
		234	1293	11	68	99	1527	16	89	99-171-6	1527	16	89	10	215	0	44	19	372	2	85	2820

Games: 6 • Avg/rush: 3.3 • Avg/catch: 12.1 • Pass effic: 132.93 • KR avg: 22.6 • PR avg: 3.2 • All purpose avg/game: 500.2 • Total offense avg/gm: 409.7

Date	Opponent	Tackles				Sacks	Fumble		Pass Defense			blkd kick	PAT Attempts			off			
		ua	a	total	tfl-yds		no-yds	ff	fr-yds	int-yds	qbh		brup	kick	rush	rcv	saf	t/o	pts
Aug 25	HAWAII	29	62	91	5.0-9	0.0-0	1	1-0	0-0	6	5	0	4-4	0	0	0	0	0	34
Aug 31	vs Colorado	34	52	86	3.0-16	0.0-0	2	1-0	1-0	1	0	0	1-1	0	0	0	0	3	13
Sep 08	ARKANSAS	37	50	87	5.0-23	1.0-12	0	0-0	2-4	6	5	0	2-2	0	1	0	6	34	
Sep 15	at Florida	23	20	43	3.0-6	1.0-3	0	0-0	1-0	1	2	0	1-1	0	0	0	0	10	
Sep 22	ILLINOIS STATE	29	52	81	1.0-1	0.0-0	1	0-0	0-0	5	9	0	1-2	0	0	0	0	19	
Oct 06	at San Jose State	45	22	67	9.0-58	6.0-46	0	0-0	2-55	6	5	0	6-6	0	0	0	7	42	
Colorado State		197	258	455	26.0-113	8.0-61	4	2-0	6-59	25	26	0	15-16	0	1	0	16	152	
		200	296	496	35.0-150	13.0-89	7	4-20	7-26	31	39	1	28-28	0	0	1	40	228	

Date	Opponent	Punting								Field Goals			Kickoffs					
		no.	yds	avg	long	blkd	tb	fc	50+	i20	md-att	long	blkd	no.	yds	avg	tb	ob
Aug 25	HAWAII	4	176	44.0	50	0	1	1	1	1	0-2	0	0	6	363	60.5	3	0
Aug 31	vs Colorado	9	439	48.8	61	0	0	0	7	4	2-2	51	0	3	195	65.0	2	0
Sep 08	ARKANSAS	5	284	56.8	70	0	1	2	3	1	4-4	55	0	8	469	58.6	5	0
Sep 15	at Florida	4	157	39.2	57	1	0	0	2	1	1-3	53	0	2	130	65.0	2	0
Sep 22	ILLINOIS STATE	6	315	52.5	68	0	1	1	4	1	0-0	0	0	3	195	65.0	2	0
Oct 06	at San Jose State	8	362	45.2	55	0	0	1	2	0	0-0	0	0	8	421	52.6	1	0
Colorado State		36	1733	48.1	70	1	3	5	19	8	7-11	55	0	30	1773	59.1	15	0
		30	1284	42.8	60	0	4	6	7	14	8-9	48	0	43	2688	62.5	21	0

collegepressbox.com
SINCE 2005 EVERYTHING BUT THE PRE-GAME MEAL

collegepressbox.com is the official media website for Division I football. Access and download weekly game notes, quotes, statistics, media guides, head shots, logos and more for the conference and each of its member schools. Login information will be distributed to accredited media or you can apply for a password by sending an email to password@collegepressbox.com.

COLORADO STATE FOOTBALL



OPPONENT GAME-BY-GAME STATISTICS

OPPONENT STATISTICS

Date	Opponent	Rushing				Receiving				Passing				Kick Returns				Punt Returns				tot off
		no.	yds	td	lg	no.	yds	td	lg	cmp-att-int	yds	td	lg	no.	yds	td	lg	no.	yds	td	lg	
Aug 25	HAWAII	36	199	2	21	26	418	3	55	26-37-0	418	3	55	2	43	0	26	2	5	0	3	617
Aug 31	vs Colorado	40	258	2	49	22	338	4	89	22-25-1	338	4	89	1	31	0	31	6	85	0	28	596
Sep 08	ARKANSAS	53	299	1	36	11	144	2	64	11-22-2	144	2	64	2	23	0	23	1	45	0	45	443
Sep 15	at Florida	29	222	2	68	8	119	2	38	8-15-1	119	2	38	0	0	0	0	3	135	2	85	341
Sep 22	ILLINOIS STATE	42	267	3	57	14	271	2	60	14-29-0	271	2	60	1	17	0	17	2	26	0	19	538
Oct 06	at San Jose State	34	48	1	17	18	237	3	51	18-43-2	237	3	51	4	101	0	44	5	76	0	19	285
Opponents		234	1293	11	68	99	1527	16	89	99-171-6	1527	16	89	10	215	0	44	19	372	2	85	2820
		205	682	2	28	147	1776	16	69	147-252-7	1776	16	69	20	452	0	51	10	32	0	18	2458

Games: 6 • Avg/rush: 5.5 • Avg/catch: 15.4 • Pass eff: 156.76 • KR avg: 21.5 • PR avg: 19.6 • All purpose avg/game: 572.2 • Total offense avg/gm: 470.0

Date	Opponent	Tackles				Sacks	Fumble		Pass Defense			blkd	PAT Attempts			off		
		ua	a	total	tfl-yds	no-yds	ff	fr-yds	int-yds	qbh	brup	kick	kick	rush	rcv	saf	t/o	pts
Aug 25	HAWAII	35	46	81	2.0-3	0.0-0	1	0-0	1-0	4	4	0	4-4	0	0	0	6	43
Aug 31	vs Colorado	29	52	81	9.0-31	3.0-16	0	0-0	1-2	6	6	0	6-6	0	0	0	7	45
Sep 08	ARKANSAS	33	56	89	6.0-19	1.0-4	3	1-0	1-0	4	9	0	3-3	0	0	0	7	27
Sep 15	at Florida	30	60	90	9.0-58	5.0-41	3	3-20	0-0	6	7	1	6-6	0	0	0	13	48
Sep 22	ILLINOIS STATE	37	42	79	5.0-20	2.0-15	0	0-0	2-0	10	7	0	5-5	0	0	0	0	35
Oct 06	at San Jose State	36	40	76	4.0-19	2.0-13	0	0-0	2-24	1	6	0	4-4	0	0	1	7	30
Opponents		200	296	496	35.0-150	13.0-89	7	4-20	7-26	31	39	1	28-28	0	0	1	40	228
		197	258	455	26.0-113	8.0-61	4	2-0	6-59	25	26	0	15-16	0	1	0	16	152

Date	Opponent	Punting							Field Goals			Kickoffs						
		no.	yds	avg	long	blkd	tb	fc	50+	i20	md-att	long	blkd	no.	yds	avg	tb	ob
Aug 25	HAWAII	3	143	47.7	56	0	0	0	2	2	3-3	35	0	9	571	63.4	3	0
Aug 31	vs Colorado	3	130	43.3	45	0	0	0	0	1	1-1	39	0	8	517	64.6	7	0
Sep 08	ARKANSAS	5	191	38.2	42	0	0	1	0	2	2-3	31	0	6	395	65.8	2	0
Sep 15	at Florida	3	121	40.3	49	0	0	3	0	1	2-2	48	0	9	529	58.8	5	0
Sep 22	ILLINOIS STATE	7	360	51.4	60	0	3	0	5	3	0-0	0	0	6	353	58.8	2	0
Oct 06	at San Jose State	9	339	37.7	46	0	1	2	0	5	0-0	0	0	5	323	64.6	2	0
Opponents		30	1284	42.8	60	0	4	6	7	14	8-9	48	0	43	2688	62.5	21	0
		36	1733	48.1	70	1	3	5	19	8	7-11	55	0	30	1773	59.1	15	0

COLORADO STATE FOOTBALL



CSU/OPPONENT COMPARISON

Opponent	Score	First Downs				Rushing Number-Yards	Passing		Total Offense Plays-Yards	Return Yards	Turn- Overs
		Total	Rush	Pass	Pen		Comp-Att-Int	Yards			
HAWAII	34 - 43	29 / 30	5 / 9	22 / 19	2 / 2	25-116 / 36-199	34-51-1 / 26-37-0	537 / 418	76-653 / 73-617	119 / 48	1 / 1
Colorado	13 - 45	20 / 23	8 / 12	10 / 11	2 / 0	39-103 / 40-258	19-37-1 / 22-25-1	181 / 338	76-284 / 65-596	25 / 118	1 / 2
ARKANSAS	34 - 27	21 / 24	5 / 16	14 / 5	2 / 3	23-40 / 53-299	32-50-1 / 11-22-2	389 / 144	73-429 / 75-443	73 / 68	2 / 2
Florida	10 - 48	22 / 14	8 / 10	11 / 3	3 / 1	42-70 / 29-222	23-41-0 / 8-15-1	240 / 119	83-310 / 44-341	82 / 155	3 / 1
ILLINOIS STATE	19 - 35	25 / 22	10 / 11	12 / 10	3 / 1	31-134 / 42-267	24-44-2 / 14-29-0	257 / 271	75-391 / 71-538	139 / 43	2 / 0
San Jose State	42 - 30	21 / 16	11 / 6	8 / 8	2 / 2	45-219 / 34-48	15-29-2 / 18-43-2	172 / 237	74-391 / 77-285	105 / 201	2 / 2
Totals	152 - 228	138 / 129	47 / 64	77 / 56	14 / 9	205-682 / 234-1293	147-252-7 / 99-171-6	1776 / 1527	457-2458 / 405-2820	543 / 633	11 / 8

Opponent	3rd Down Conversions	4th Down Conversions	Time of Possession	TOP Margin	Avg Yds/Rush	Avg Yds/Pass	Avg Yds/Play	Punting Number-Avg	Penalties Number-Yards	Sacks
Colorado	7-19 / 4-9	1-1 / 0-1	33:27 / 26:33	6:54	2.6 / 6.4	4.9 / 13.5	3.7 / 9.2	9-48.8 / 3-43.3	5-35 / 6-44	0 / 3
ARKANSAS	6-15 / 5-15	0-0 / 0-0	27:33 / 32:27	-4:54	1.7 / 5.6	7.8 / 6.5	5.9 / 5.9	5-56.8 / 5-38.2	6-54 / 6-60	1 / 1
Florida	8-20 / 3-8	2-5 / 0-0	38:33 / 21:27	17:06	1.7 / 7.7	5.9 / 7.9	3.7 / 7.8	4-39.2 / 3-40.3	6-33 / 8-75	1 / 5
ILLINOIS STATE	6-15 / 4-14	1-3 / 2-3	29:10 / 30:50	-1:40	4.3 / 6.4	5.8 / 9.3	5.2 / 7.6	6-52.5 / 7-51.4	9-79 / 9-81	0 / 2
San Jose State	5-15 / 4-17	0-0 / 1-3	34:03 / 25:57	8:06	4.9 / 1.4	5.9 / 5.5	5.3 / 3.7	8-45.2 / 9-37.7	8-61 / 6-45	6 / 2
Totals	42-100 / 24-75	5-10 / 5-9	188:03 / 171:57	16:06	3.3 / 5.5	7.0 / 8.9	5.4 / 7.0	36-48.1 / 30-42.8	46-382 / 45-370	8 / 13

Note: Game totals are displayed in the format TEAM/OPPONENT for each category

RED ZONE ANALYSIS

Date	Opponent	Score	Times In RZ	Times Scored	Total Pts	Rush TDs	Pass TDs	FGs Made	Failed to score inside RZ						
									FGA	Down	Int	Fumb	Half	Game	
Aug 25, 2018	HAWAII	L 34-43	3	3	21	3	0	3	0	0	0	0	0	0	0
Aug 31, 2018	vs Colorado	L 13-45	1	1	3	0	0	0	1	0	0	0	0	0	0
Sep 08, 2018	ARKANSAS	W 34-27	4	4	25	3	1	2	1	0	0	0	0	0	0
Sep 15, 2018	at Florida	L 10-48	1	0	0	0	0	0	0	0	1	0	0	0	0
Sep 22, 2018	ILLINOIS STATE	L 19-35	4	3	19	3	0	3	0	0	1	0	0	0	0
Oct 06, 2018	at San Jose State	W 42-30	5	5	35	5	1	4	0	0	0	0	0	0	0
Totals			18	16	103	14	2	12	2	0	2	0	0	0	0
			16 of 18 (88.9%)												

Opponents Inside Colorado State Red-Zone

Date	Opponent	Score	Times In RZ	Times Scored	Total Pts	Rush TDs	Pass TDs	FGs Made	Failed to score inside RZ						
									FGA	Down	Int	Fumb	Half	Game	
Aug 25, 2018	HAWAII	L 34-43	7	7	36	4	2	2	3	0	0	0	0	0	0
Aug 31, 2018	vs Colorado	L 13-45	4	3	17	2	0	2	1	0	1	0	0	0	0
Sep 08, 2018	ARKANSAS	W 34-27	3	3	13	1	1	0	2	0	0	0	0	0	0
Sep 15, 2018	at Florida	L 10-48	2	2	10	1	0	1	1	0	0	0	0	0	0
Sep 22, 2018	ILLINOIS STATE	L 19-35	3	3	21	3	2	1	0	0	0	0	0	0	0
Oct 06, 2018	at San Jose State	W 42-30	4	2	14	2	1	1	0	0	2	0	0	0	0
Totals			23	20	111	13	6	7	7	0	3	0	0	0	0
			20 of 23 (87.0%)												

COLORADO STATE FOOTBALL



COMPARISON BY QUARTER

3rd-Down Conversions

Date	Opponent	Score	Overall	1st Qtr	2nd Qtr	3rd Qtr	4th Qtr	Overtime
Aug 25, 2018	HAWAII	L 34-43	10-16 62.5	3-3 100.0	2-4 50.0	2-5 40.0	3-4 75.0	
Aug 31, 2018	vs Colorado	L 13-45	7-19 36.8	3-5 60.0	2-6 33.3	1-4 25.0	1-4 25.0	
Sep 08, 2018	ARKANSAS	W 34-27	6-15 40.0	1-3 33.3	1-5 20.0	2-4 50.0	2-3 66.7	
Sep 15, 2018	at Florida	L 10-48	8-20 40.0	1-4 25.0	3-7 42.9	2-3 66.7	2-6 33.3	
Sep 22, 2018	ILLINOIS STATE	L 19-35	6-15 40.0	3-5 60.0	0-3 0.0	2-3 66.7	1-4 25.0	
Oct 06, 2018	at San Jose State	W 42-30	5-15 33.3	1-2 50.0	2-4 50.0	0-4 0.0	2-5 40.0	
	Colorado State		42-100 42.0	12-22 54.5	10-29 34.5	9-23 39.1	11-26 42.3	0-0 0.0
	Opponents		24-75 32.0	7-18 38.9	5-20 25.0	8-18 44.4	4-19 21.1	0-0 0.0

4th-Down Conversions

Date	Opponent	Score	Overall	1st Qtr	2nd Qtr	3rd Qtr	4th Qtr	Overtime
Aug 25, 2018	HAWAII	L 34-43	1-1 100.0	0-0 0.0	0-0 0.0	1-1 100.0	0-0 0.0	
Aug 31, 2018	vs Colorado	L 13-45	1-1 100.0	0-0 0.0	1-1 100.0	0-0 0.0	0-0 0.0	
Sep 08, 2018	ARKANSAS	W 34-27	0-0 0.0	0-0 0.0	0-0 0.0	0-0 0.0	0-0 0.0	
Sep 15, 2018	at Florida	L 10-48	2-5 40.0	1-2 50.0	0-0 0.0	0-0 0.0	1-3 33.3	
Sep 22, 2018	ILLINOIS STATE	L 19-35	1-3 33.3	1-1 100.0	0-0 0.0	0-1 0.0	0-1 0.0	
Oct 06, 2018	at San Jose State	W 42-30	0-0 0.0	0-0 0.0	0-0 0.0	0-0 0.0	0-0 0.0	
	Colorado State		5-10 50.0	2-3 66.7	1-1 100.0	1-2 50.0	1-4 25.0	0-0 0.0
	Opponents		5-9 55.6	1-1 100.0	3-5 60.0	0-0 0.0	1-3 33.3	0-0 0.0

Time of Possession

Date	Opponent	Score	Overall	1st Qtr	2nd Qtr	3rd Qtr	4th Qtr	Overtime
Aug 25, 2018	HAWAII	L 34-43	25:17	5:29	6:50	8:06	4:52	
Aug 31, 2018	vs Colorado	L 13-45	33:27	8:59	9:32	8:07	6:49	
Sep 08, 2018	ARKANSAS	W 34-27	27:33	5:58	4:43	6:50	10:02	
Sep 15, 2018	at Florida	L 10-48	38:33	10:16	10:03	6:29	11:45	
Sep 22, 2018	ILLINOIS STATE	L 19-35	29:10	9:29	3:23	6:57	9:21	
Oct 06, 2018	at San Jose State	W 42-30	34:03	8:27	9:21	7:46	8:29	
	Colorado State	Total	188:03	48:38	43:52	44:15	51:18	0:00
		Avg.	31:20	8:06	7:18	7:22	8:33	0:00
	Opponents	Total	171:57	41:22	46:08	45:45	38:42	0:00
		Avg.	28:39	6:53	7:41	7:37	6:27	0:00

COLORADO STATE FOOTBALL



INDIVIDUAL GAME HIGHS - COLORADO STATE

Rushes	22	MATTHEWS, Izzy at San Jose State (Oct 06, 2018)
Yards Rushing	125	MATTHEWS, Izzy at San Jose State (Oct 06, 2018)
TD Rushes	1	MATTHEWS, Izzy vs Arkansas (Sep 08, 2018)
	1	MATTHEWS, Izzy at San Jose State (Oct 06, 2018)
Long Rush	28	KINSEY JR., Marvin at Florida (Sep 15, 2018)
Pass attempts	50	CARTA-SAMUELS, K.J. vs Hawai'i (Aug 25, 2018)
Pass completions	34	CARTA-SAMUELS, K.J. vs Hawai'i (Aug 25, 2018)
Yards Passing	537	CARTA-SAMUELS, K.J. vs Hawai'i (Aug 25, 2018)
TD Passes	5	CARTA-SAMUELS, K.J. vs Hawai'i (Aug 25, 2018)
Long Pass	69	CARTA-SAMUELS, K.J. vs Hawai'i (Aug 25, 2018)
Receptions	12	WILLIAMS, Preston vs Arkansas (Sep 08, 2018)
Yards Receiving	188	WILLIAMS, Preston vs Hawai'i (Aug 25, 2018)
TD Receptions	2	JOHNSON, Olabisi vs Hawai'i (Aug 25, 2018)
	2	WILLIAMS, Preston vs Hawai'i (Aug 25, 2018)
	2	WILLIAMS, Preston vs Arkansas (Sep 08, 2018)
	2	JACKSON, Warren at San Jose State (Oct 06, 2018)
	2	WILLIAMS, Preston at San Jose State (Oct 06, 2018)
Long Reception	69	WILLIAMS, Preston vs Hawai'i (Aug 25, 2018)
Field Goals	4	BRYAN, Wyatt vs Arkansas (Sep 08, 2018)
Long Field Goal	55	BRYAN, Wyatt vs Arkansas (Sep 08, 2018)
Punts	9	STONEHOUSE, Ryan vs Colorado (Aug 31, 2018)
Punting Avg	56.8	STONEHOUSE, Ryan vs Arkansas (Sep 08, 2018)
Long Punt	70	STONEHOUSE, Ryan vs Arkansas (Sep 08, 2018)
Punts inside 20	4	STONEHOUSE, Ryan vs Colorado (Aug 31, 2018)
Long Punt Return	18	JOHNSON, Olabisi vs Illinois State (Sep 22, 2018)
Long Kickoff Return	51	HAWKINS, Anthony at Florida (Sep 15, 2018)
Tackles	15	WATSON, Josh vs Colorado (Aug 31, 2018)
Sacks	3.0	BOMBEK, Jan-Phillip at San Jose State (Oct 06, 2018)
Tackles For Loss	3.0	BOMBEK, Jan-Phillip at San Jose State (Oct 06, 2018)
Interceptions	1	BANKS, V.J. vs Colorado (Aug 31, 2018)
	1	JONES, Emmanuel vs Arkansas (Sep 08, 2018)
	1	FOGAL, Jordan vs Arkansas (Sep 08, 2018)
	1	BANKS, V.J. at Florida (Sep 15, 2018)
	1	FOGAL, Jordan at San Jose State (Oct 06, 2018)
	1	AJAYI, Rashad at San Jose State (Oct 06, 2018)

INDIVIDUAL GAME HIGHS - OPPONENTS

Rushes	26	Devwah Whaley, vs Arkansas (Sep 08, 2018)
Yards Rushing	184	Robinson,James, vs Illinois State (Sep 22, 2018)
TD Rushes	2	MCDONALD, Cole, vs Hawai'i (Aug 25, 2018)
	2	Robinson,James, vs Illinois State (Sep 22, 2018)
Long Rush	68	Pierce,D., at Florida (Sep 15, 2018)
Pass attempts	40	LOVE, Josh, at San Jose State (Oct 06, 2018)
Pass completions	26	MCDONALD, Cole, vs Hawai'i (Aug 25, 2018)
Yards Passing	418	MCDONALD, Cole, vs Hawai'i (Aug 25, 2018)
TD Passes	4	Montez, Steven, vs Colorado (Aug 31, 2018)
Long Pass	89	Montez, Steven, vs Colorado (Aug 31, 2018)
Receptions	11	BYRD, Cedric, vs Hawai'i (Aug 25, 2018)
	11	Shenault, Lavis, vs Colorado (Aug 31, 2018)
Yards Receiving	211	Shenault, Lavis, vs Colorado (Aug 31, 2018)
TD Receptions	2	URSUA, John, vs Hawai'i (Aug 25, 2018)
	2	HARTLEY, Tre, at San Jose State (Oct 06, 2018)
Long Reception	89	Shenault, Lavis, vs Colorado (Aug 31, 2018)
Field Goals	3	MESKELL, Ryan, vs Hawai'i (Aug 25, 2018)
Long Field Goal	48	McPherson,E., at Florida (Sep 15, 2018)
Punts	7	Bohiken,JT, vs Illinois State (Sep 22, 2018)
Punting Avg	53.5	GAUDION, Stan, vs Hawai'i (Aug 25, 2018)
Long Punt	60	Bohiken,JT, vs Illinois State (Sep 22, 2018)
Punts inside 20	3	Bohiken,JT, vs Illinois State (Sep 22, 2018)
	3	PAPAZIAN, Brian, at San Jose State (Oct 06, 2018)
Long Punt Return	85	Swain,F., at Florida (Sep 15, 2018)
Long Kickoff Return	44	COTTRELL, Thai, at San Jose State (Oct 06, 2018)
Tackles	16	Landman, Nate, vs Colorado (Aug 31, 2018)
Sacks	2.5	Zuniga,J., at Florida (Sep 15, 2018)
Tackles For Loss	2.5	Zuniga,J., at Florida (Sep 15, 2018)
Interceptions	1	FORD, Eugene, vs Hawai'i (Aug 25, 2018)
	1	Landman, Nate, vs Colorado (Aug 31, 2018)
	1	Ryan Pulley, vs Arkansas (Sep 08, 2018)
	1	Taylor,Devin, vs Illinois State (Sep 22, 2018)
	1	Uphoff,Christia, vs Illinois State (Sep 22, 2018)
	1	ZIGLER, Zamore, at San Jose State (Oct 06, 2018)
	1	MATAU, Alii, at San Jose State (Oct 06, 2018)

TEAM GAME HIGHS - COLORADO STATE

Rushes	45	at San Jose State (Oct 06, 2018)
Yards Rushing	219	at San Jose State (Oct 06, 2018)
Yards Per Rush	4.9	at San Jose State (Oct 06, 2018)
TD Rushes	1	vs Arkansas (Sep 08, 2018)
	1	at San Jose State (Oct 06, 2018)
Pass attempts	51	vs Hawai'i (Aug 25, 2018)
Pass completions	34	vs Hawai'i (Aug 25, 2018)
Yards Passing	537	vs Hawai'i (Aug 25, 2018)
Yards Per Pass	10.5	vs Hawai'i (Aug 25, 2018)
TD Passes	5	vs Hawai'i (Aug 25, 2018)
Total Plays	83	at Florida (Sep 15, 2018)
Total Offense	653	vs Hawai'i (Aug 25, 2018)
Yards Per Play	8.6	vs Hawai'i (Aug 25, 2018)
Points	42	at San Jose State (Oct 06, 2018)
Sacks By	6	at San Jose State (Oct 06, 2018)
First Downs	29	vs Hawai'i (Aug 25, 2018)
Penalties	12	vs Hawai'i (Aug 25, 2018)
Penalty Yards	120	vs Hawai'i (Aug 25, 2018)
Turnovers	3	at Florida (Sep 15, 2018)
Interceptions By	2	vs Arkansas (Sep 08, 2018)
	2	at San Jose State (Oct 06, 2018)
Punts	9	vs Colorado (Aug 31, 2018)
Punting Avg	56.8	vs Arkansas (Sep 08, 2018)
Long Punt	70	vs Arkansas (Sep 08, 2018)
Punts inside 20	4	vs Colorado (Aug 31, 2018)
Long Punt Return	18	vs Illinois State (Sep 22, 2018)

TEAM GAME HIGHS - OPPONENTS

Rushes	53	vs Arkansas (Sep 08, 2018)
Yards Rushing	299	vs Arkansas (Sep 08, 2018)
Yards Per Rush	7.7	at Florida (Sep 15, 2018)
TD Rushes	3	vs Illinois State (Sep 22, 2018)
Pass attempts	43	at San Jose State (Oct 06, 2018)
Pass completions	26	vs Hawai'i (Aug 25, 2018)
Yards Passing	418	vs Hawai'i (Aug 25, 2018)
Yards Per Pass	13.5	vs Colorado (Aug 31, 2018)
TD Passes	4	vs Colorado (Aug 31, 2018)
Total Plays	77	at San Jose State (Oct 06, 2018)
Total Offense	617	vs Hawai'i (Aug 25, 2018)
Yards Per Play	9.2	vs Colorado (Aug 31, 2018)
Points	48	at Florida (Sep 15, 2018)
Sacks By	5	at Florida (Sep 15, 2018)
First Downs	30	vs Hawai'i (Aug 25, 2018)
Penalties	10	vs Hawai'i (Aug 25, 2018)
Penalty Yards	81	vs Illinois State (Sep 22, 2018)
Turnovers	2	vs Colorado (Aug 31, 2018)
	2	vs Arkansas (Sep 08, 2018)
	2	at San Jose State (Oct 06, 2018)
Interceptions By	2	vs Illinois State (Sep 22, 2018)
	2	at San Jose State (Oct 06, 2018)
Punts	9	at San Jose State (Oct 06, 2018)
Punting Avg	51.4	vs Illinois State (Sep 22, 2018)
Long Punt	60	vs Illinois State (Sep 22, 2018)
Punts inside 20	5	at San Jose State (Oct 06, 2018)
Long Punt Return	85	at Florida (Sep 15, 2018)

COLORADO STATE FOOTBALL



GAME-BY-GAME - RUSHING

RUSHING	R. BODDIE					K. CARTA-SAMUELS					M. KINSEY, JR.					I. MATTHEWS					M. MCELROY				
	NO	YDS	TD	LG	AVG	NO	YDS	TD	LG	AVG	NO	YDS	TD	LG	AVG	NO	YDS	TD	LG	AVG	NO	YDS	TD	LG	AVG
8/25 Hawai'i	-	-	-	-	-	6	25	0	7	4.2	-	-	-	-	-	15	63	0	15	4.2	4	28	0	19	7.0
8/31 vs. Colorado	-	-	-	-	-	9	4	0	11	0.4	-	-	-	-	-	15	30	0	8	2.0	14	61	0	24	4.4
9/8 Arkansas	3	3	0	3	1.0	5	3	0	8	0.6	5	10	0	4	2.0	9	27	1	14	3.0	1	-3	0	0	-3.0
9/15 at Florida	2	4	0	3	2.0	6	-34	0	3	-5.7	15	79	0	28	5.3	8	17	0	7	2.1	6	13	0	7	2.2
9/22 Illinois State	-	-	-	-	-	3	13	0	5	4.3	9	51	0	14	5.7	14	71	0	13	5.1	1	4	0	4	4.0
10/6 at San Jose State	-	-	-	-	-	6	5	0	11	0.8	5	19	0	7	3.8	22	125	1	22	5.7	5	33	0	12	6.6
10/13 New Mexico																									
10/19 at Boise State																									
10/26 Wyoming																									
11/10 at Nevada																									
11/17 Utah State																									
11/22 at Air Force																									
Totals	5	7	0	3	1.4	35	16	0	11	0.5	34	159	0	28	4.7	83	333	2	22	4.0	31	136	0	24	4.4

<p>Career Highs: Rushes: 13 - Boise State, 2017 Yards: 84 - Boise State, 2017 TDs: 2 - [twice] Long Rush: /29 - San José State, 2017</p>	<p>Season/CSU Highs: Rushes: 9 - vs. Colorado, 8/31/18 Yards: 25 - Hawai'i, 8/25/18 Long Rush: 11 - [twice]</p>	<p>Season Highs: Rushes: 15 - at Florida, 9/15/18 Yards: 79 - at Florida, 9/15/18 Long Rush: 28 - at Florida, 9/15/18</p> <p>Career Highs: Rushes: 18 - Northern Colorado, 2016 Yards: 127 - New Mexico, 2016 Long Rush: 75 - New Mexico, 2016 TDs: 2 - UNLV, 2016</p> <p>100-yard rushing games: 1 (1 in 2016)</p>	<p>Season Highs: Rushes: 22 - at SJSU, 10/6/18 Yards: 125 - at SJSU, 10/6/18 Long Rush: 22 - at SJSU, 10/6/18</p> <p>Career Highs: Rushes: 23 - Utah State, 2016 Yards: 140 - Fresno State, 2015 Long Rush: 66 - Hawai'i, TDs: 2 [6 times]</p> <p>100-yard rushing games: 5 (1 in 2015, 2 in 2016, 1 in 2017, 1 in 2018)</p>	<p>Season/Career Highs: Rushes: 14 - vs. Colorado, 8/31/18 Yards: 61 - vs. Colorado, 8/31/18 Long Rush: 24 - vs. Colorado, 8/31/18</p>
---	--	---	--	---

MATTHEWS ACHIEVES RARE FEAT WITH 100-YARD OUTING

Senior running back Izzy Matthews rushed for 125 yards at San Jose State (Oct. 6), giving him five career 100-yard outings. His five 100-yard games have been spread across four seasons. The Redding, Calif., native is one of only three CSU players to have at least one 100-yard rushing performance in four different seasons:

- **Izzy Matthews** -- 5 total -- Years: 2015-18
- **Damon Washington** -- 14 -- Years: 1995-98
- **Steve Bartalo** -- 28 -- Years: 1983-86




RB Izzy Matthews

GAME-BY-GAME - PASSING

PASSING	K.J. CARTA-SAMUELS							LG	Season/CSU Highs:
	CMP	ATT	PCT	INT	YDS	TD	Passing Yards: 537 (CSU Record) - Hawai'i, 8/25/18 Passing TDs: 537 - Hawai'i, 8/25/18 Longest Pass: 69 - Hawai'i, 8/25/18 Completions: 34 - Hawai'i, 8/25/18 Attempts: 50 - Hawai'i, 8/25/18		
8/25 Hawai'i	34	50	68.0	1	537	5	69		
8/31 vs. Colorado	18	33	54.5	1	176	1	26		
9/8 Arkansas	32	47	68.1	1	389	2	54		
9/15 at Florida	21	33	63.6	0	217	1	48		
9/22 Illinois State	15	27	55.6	1	142	2	38		
10/6 at San Jose State	14	27	51.9	2	162	4	32		
10/13 New Mexico									
10/19 at Boise State									
10/26 Wyoming									
11/10 at Nevada									
11/17 Utah State									
11/22 at Air Force									
Totals	134	217	61.8	6	1623	15	69		

<p>300-yard passing games: 2 (2 in 2018)</p> <p>400-yard passing games: 1 (1 in 2018)</p> <p>500-yard passing games: 1 (1 in 2018)</p>	<p>Season Highs: Career Highs: Passing Yards: 371 - Wyoming, 2016 Passing TDs: 4 - UNC, 2016 Completions: 26 - Wyoming, 2016 Attempts: 41 - Wyoming, 2016</p> <p>300-yard passing games: 2 (2 in 2016)</p>
---	---

PASSING	C. HILL							LG	Season Highs:
	CMP	ATT	PCT	INT	YDS	TD	Passing Yards: 371 - Wyoming, 2016 Passing TDs: 4 - UNC, 2016 Completions: 26 - Wyoming, 2016 Attempts: 41 - Wyoming, 2016		
8/25 Hawai'i	0	0	0.0	0	0	0	0		
8/31 vs. Colorado	1	4	25.0	0	5	0	5		
9/8 Arkansas	0	3	0.0	0	0	0	0		
9/15 at Florida	2	8	25.0	0	23	0	16		
9/22 Illinois State	9	17	52.9	1	115	1	25		
10/6 at San Jose State	1	2	50.0	0	10	0	10		
10/13 New Mexico									
10/19 at Boise State									
10/26 Wyoming									
11/10 at Nevada									
11/17 Utah State									
11/22 at Air Force									
Totals	13	34	38.2	1	153	1	25		



QB K.J. Carta-Samuels

COLORADO STATE FOOTBALL



GAME-BY-GAME - RECEIVING

RECEIVING	C. BUTLER					B. FULTON					N. HALL					G. HAMMER					W. JACKSON				
	NO	YDS	TD	LG	AVG	NO	YDS	TD	LG	AVG	NO	YDS	TD	LG	AVG	NO	YDS	TD	LG	AVG	NO	YDS	TD	LG	AVG
8/25 Hawai'i	5	26	0	12	5.2	1	17	0	17	17.0	0	0	0	0	0.0	2	19	0	14	9.5	5	72	0	24	14.4
8/31 vs. Colorado	1	9	0	9	9.0	0	0	0	0	0.0	1	7	0	7	7.0	0	0	0	0	0.0	1	12	0	12	12.0
9/8 Arkansas	4	107	0	54	26.8	2	30	0	20	15.0	-	-	-	-	-	1	9	0	9	9.0	-	-	-	-	-
9/15 at Florida	0	0	0	0	0.0	0	0	0	0	0.0	0	0	0	0	0.0	0	0	0	0	0.0	-	-	-	-	-
9/22 Illinois State	3	25	0	12	8.3	0	0	0	0	0.0	3	33	1	17	11.0	0	0	0	0	0.0	0	0	0	0	0.0
10/6 at San Jose State	0	0	0	0	0.0	0	0	0	0	0.0	0	0	0	0	0.0	2	22	0	12	11.0	4	44	2	16	11.0
10/13 New Mexico																									
10/19 at Boise State																									
10/26 Wyoming																									
11/10 at Nevada																									
11/17 Utah State																									
11/22 at Air Force																									
Totals	13	167	0	54	12.8	3	47	0	20	15.7	4	40	1	17	10.0	5	50	0	14	10.0	10	128	2	24	12.8

RECEIVING	O. JOHNSON					I. MATTHEWS					T. MCBRIDE					A. PRENTICE					E. SCOTT				
	NO	YDS	TD	LG	AVG	NO	YDS	TD	LG	AVG	NO	YDS	TD	LG	AVG	NO	YDS	TD	LG	AVG	NO	YDS	TD	LG	AVG
8/25 Hawai'i	6	157	2	58	26.2	6	58	1	19	9.7	0	0	0	0	0.0	0	0	0	0	0.0	0	0	0	0	0.0
8/31 vs. Colorado	6	82	1	26	13.7	3	14	0	7	4.7	0	0	0	0	0.0	0	0	0	0	0.0	1	8	0	8	8.0
9/8 Arkansas	5	47	0	18	9.4	1	4	0	4	4.0	0	0	0	0	0.0	1	4	0	4	4.0	0	0	0	0	0.0
9/15 at Florida	5	43	0	16	8.6	3	12	0	9	4.0	3	60	1	48	20.0	1	9	0	9	9.0	1	7	0	7	7.0
9/22 Illinois State	7	107	1	38	15.3	3	16	0	6	5.3	0	0	0	0	0.0	0	0	0	0	0.0	1	-1	0	0	-1.0
10/6 at San Jose State	2	16	0	10	8.0	1	2	0	2	2.0	0	0	0	0	0.0	1	3	0	0	3.0	0	0	0	0	0.0
10/13 New Mexico																									
10/19 at Boise State																									
10/26 Wyoming																									
11/10 at Nevada																									
11/17 Utah State																									
11/22 at Air Force																									
Totals	31	452	4	58	14.6	17	106	1	19	6.2	3	60	1	48	20.0	3	16	0	9	5.3	3	14	0	8	4.7

RECEIVING	P. WILLIAMS					D. WISE				
	NO	YDS	TD	LG	AVG	NO	YDS	TD	LG	AVG
8/25 Hawai'i	9	188	2	69	20.9	-	-	-	-	-
8/31 vs. Colorado	6	49	0	14	8.2	-	-	-	-	-
9/8 Arkansas	12	154	2	31	12.8	2	0	0	2	0.0
9/15 at Florida	9	106	0	21	11.8	1	3	0	3	3.0
9/22 Illinois State	3	14	0	7	4.7	0	0	0	0	0.0
10/6 at San Jose State										
10/13 New Mexico										
10/19 at Boise State										
10/26 Wyoming										
11/10 at Nevada										
11/17 Utah State										
11/22 at Air Force										
Totals	39	511	4	69	13.1	3	3	0	3	1.0



WR Olabisi Johnson

COLORADO STATE FOOTBALL



GAME-BY-GAME - SPECIAL TEAMS

W. BRYAN								B. DAVIS						R. STONEHOUSE						
KICKING	FG	PAT	KICKOFFS				FG	PAT	KICKOFFS				PUNTING	NO	YDS	AVG	LNG	IN20	TB	
			NO	TB	AVG	OB			NO	TB	AVG	OB								
8/25 Hawai'i	0-2	4-4	6	3	60.5	0	-	-	-	-	-	-	8/25 Hawai'i	4	176	44.0	50	1	1	
8/31 vs. Colorado	2-2	1-1	0	0	0.0	0	0-0	0-0	3	2	65.0	0	8/31 vs. Colorado	9	439	48.8	61	4	0	
9/8 Arkansas	4-4	2-2	0	0	0.0	0	0-0	0-0	8	5	58.6	0	9/8 Arkansas	5	284	56.8	70	1	1	
9/15 at Florida	1-3	1-1	0	0	0.0	0	0-0	0-0	2	2	65.0	0	9/15 at Florida	3	157	52.3	57	1	0	
9/22 Illinois State	0-0	1-2	3	2	65.0	0	-	-	-	-	-	-	9/22 Illinois State	6	315	52.5	68	1	1	
10/6 at San Jose State	0-0	6-6	7	1	53.1	0	-	-	-	-	-	-	10/6 at San Jose State	8	362	45.2	55	0	0	
10/13 New Mexico													10/13 New Mexico							
10/19 at Boise State													10/19 at Boise State							
10/26 Wyoming													10/26 Wyoming							
11/10 at Nevada													11/10 at Nevada							
11/17 Utah State													11/17 Utah State							
11/22 at Air Force													11/22 at Air Force							
Totals	7-11	15-16	16	6	58.1	0	0-0	0-0	13	9	61.1	0	Totals	35	1733	49.5	70	8	3	

Season Highs:
 FG Made: 4 - Arkansas, 9/8/18
 PAT Made: 6 - at SJSU, 10/6/18
 Points: 14 - Arkansas, 9/8/18
 FG Long: 55 - Arkansas, 9/8/18

Career Highs:
 FG Made: 4 - Arkansas, 9/8/18
 PAT Made: 9 - SDSU, 2016
 Points: 16 - Oregon State, 2017
 FG Long: 55 - Arkansas, 9/8/18

Season Highs:
 Punts: 9 - vs. Colorado, 8/31/18
 Yards: 615 - vs. Colorado, 8/31/18
 Long: 70 - Arkansas, 9/8/18
 Inside the 20: 4 - vs. Colorado, 8/31/18

Career Highs:
 Punts: 9 - vs. Colorado, 8/31/18
 Yards: 615 - vs. Colorado, 8/31/18
 Long: 70 - Arkansas, 9/8/18
 Inside the 20: 4 - [twice]

GAME-BY-GAME CATEGORY LEADERS

DATE	OPPONENT	PASSING	RUSHING (Carries)	RUSHING (YDS)	RECEIVING (Catches)	RECEIVING (YDS)	TACKLES	TFLs
8/25	Hawai'i	Carta-Samuels (537)	Matthews (15)	Matthews (63)	Williams (9)	Williams (188)	Watson (13)	Jones (1.5)
8/31	vs. Colorado	Carta-Samuels (176)	Matthews (15)	McElroy (61)	Johnson/Williams (6)	Johnson (82)	Watson (15)	Bombek/Smith (1.0)
9/8	Arkansas	Carta-Samuels (389)	Matthews (9)	Matthews (27)	Williams (12)	Williams (154)	Watson (12)	Jones (2.0)
9/15	at Florida	Carta-Samuels (217)	Kinsey (15)	Kinsey (79)	Williams (9)	Williams (106)	Watson (5)	Ajayi/Jones/Hubbard (1.0)
9/22	Illinois State	Carta-Samuels (142)	Matthews (14)	Matthews (71)	Johnson (7)	Johnson (107)	Hicks/Watson (10)	Hicks (1.0)
10/6	SJSU	Carta-Samuels (162)	Matthews (22)	Matthews (125)	Williams/Jackson (4)	Williams (67)	Campbell/Watson (7)	Bombek (3.0)
SEASON HIGHS:		Carta-Samuels (537) Hawai'i (8/25) [School record]	Matthews (22) at SJSU (10/6)	Matthews (125) at SJSU (10/6)	Williams (12) Arkansas (9/8)	Williams (188) Hawai'i (8/25)	Watson (15) vs. Colorado (8/31)	Bombek (3.0) at SJSU (10/6)
# GAMES AS CAT LEADER:		Carta-Samuels (6)	Matthews (5) Kinsey (1)	Matthews (4) McElroy (1) Kinsey (1)	Williams (5) Johnson (2) Jackson (1)	Williams (4) Johnson (2)	Watson (6) Hicks (1) Campbell (1)	

COIN TOSS

Opponent	Coin Toss	Game Result
Hawai'i	Won (kicked off)	L, 43-34
vs. Colorado	Won (kicked off)	L, 45-13
Arkansas	Won (kicked off)	W, 34-27
at Florida	Won (kicked off)	L, 48-10
Illinois State	Lost (received)	L, 35-19
at SJSU	Won (kicked off)	W, 42-20

COLORADO STATE FOOTBALL



GAME-BY-GAME - DEFENSE

DEFENSE	R. AJAYI					V. BANKS					J. BOMBEK					Q. BRINNON					D. CAMPBELL				
	TACK	TFL	SK	INT	PBU	TACK	TFL	SK	INT	PBU	TACK	TFL	SK	INT	QBH	TACK	TFL	SK	INT	PBU	TACK	TFL	SK	INT	PBU
8/25 Hawai'i	2	0.0	0.0	0	0	2	0.0	0.0	0	1	-	-	-	-	-	2	0.0	0.0	0	0	-	-	-	-	-
8/31 vs. Colorado	3	0.0	0.0	0	0	1	0.0	0.0	1	0	4	1.0	0.0	0	0	0	0.0	0.0	0	0	0	0.0	0.0	0	0
9/8 Arkansas	2	0.0	0.0	0	1	3	1.0	0.0	0	1	0	0.0	0.0	0	0	0	0.0	0.0	0	0	4	1.0	0	0	0
9/15 at Florida	4	1.0	1.0	0	0	3	0.0	0.0	1	1	0	0.0	0.0	0	1	0	0.0	0.0	0	0	3	0.0	0	0	0
9/22 Illinois State	4	0.0	0.0	0	3	3	0.0	0.0	0	1	2	0.0	0.0	0	2	0	0.0	0.0	0	0	3	0.0	0	0	0
10/6 at San Jose State	1	0.0	0.0	1	1	3	0.0	0.0	0	0	4	3.0	3.0	0	0	0	0.0	0.0	0	0	7	0.0	0	0	0
10/13 New Mexico																									
10/19 at Boise State																									
10/26 Wyoming																									
11/10 at Nevada																									
11/17 Utah State																									
11/22 at Air Force																									
Totals	16	1.0	1.0	1	5	15	1.0	0.0	2	4	10	4.0	3.0	0	3	2	0.0	0.0	0	0	17	1.0	0	0	0
Season/Career Highs:	Tackles: 4 - [twice] Sacks: 1 - at Florida, 9/15/18 FF: 1 - vs. Colorado, 8/31/18 PBU: 3 - Illinois State, 9/22/18					Season Highs: Tackles: 3 - [4 times] INT: 1 - [twice] PBUs: 1 - [twice]					Season/Career Highs: Tackles: 4 - [twice] TFL: 3.0 - at SJSU, 10/6 Sacks: 3.0 - at SJSU, 10/6 FF: 1 - vs. Colorado, 8/31/18 QBH: 2 - Illinois State, 9/22/18					Season/Career Highs: Tackles: 2 - Hawai'i, 8/25/18					Season/Career Highs: Tackles: 7 - at SJSU, 10/6 TFL: 1.0 - Arkansas, 9/8/18				
	Career Highs: INT: 1 - [4 times]																								
DEFENSE	C. CARTER					T. CLEM					D. DICKENS					J. FOGAL					T. FRANCIS				
	TACK	TFL	SK	INT	QBH	TACK	TFL	SK	INT	QBH	TACK	TFL	SK	INT	QBH	TACK	TFL	SK	INT	PBU	TACK	TFL	SK	INT	PBU
8/25 Hawai'i	1	0.0	0.0	0	0	0	0.0	0.0	0	0	1	0.0	0.0	0	0	12	0.5	0.0	0	0	4	0.0	0.0	0	0
8/31 vs. Colorado	2	0.0	0.0	0	0	0	0.0	0.0	0	0	1	0.0	0.0	0	0	2	0.0	0.0	0	0	2	0.0	0.0	0	0
9/8 Arkansas	0	0.0	0.0	0	0	0	0.0	0.0	0	0	4	0.0	0.0	0	0	5	0.0	0.0	1	1	0	0.0	0.0	0	0
9/15 at Florida	0	0.0	0.0	0	0	0	0.0	0.0	0	0	2	0.0	0.0	0	0	3	0.0	0.0	0	1	0	0.0	0.0	0	0
9/22 Illinois State	4	0.0	0.0	0	0	2	0.0	0.0	0	0	4	0.0	0.0	0	0	2	0.0	0.0	0	0	2	0.0	0.0	0	0
10/6 at San Jose State	0	0.0	0.0	0	0	0	0.0	0.0	0	0	0	0.0	0.0	0	0	1	0.0	0.0	1	0	1	0.0	0.0	0	1
10/13 New Mexico																									
10/19 at Boise State																									
10/26 Wyoming																									
11/10 at Nevada																									
11/17 Utah State																									
11/22 at Air Force																									
Totals	7	0.0	0.0	0	0	2	0.0	0.0	0	0	12	0.0	0.0	0	0	25	0.5	0.0	2	2	9	0.0	0.0	0	1
Season/Career Highs:	Tackles: 4 - [twice]					Season/Career Highs: Tackles: 12 - Hawai'i, 8/25/18 INTs: 1 - [twice] PBUs: 1 - [twice]					Season Highs: Tackles: 12 - Hawai'i, 8/25/18 INTs: 1 - [twice] PBUs: 1 - [twice]					Season/Career Highs: Tackles: 4 - Hawai'i, 8/25/18									
	Career Highs: Tackles: 12 - Hawai'i, 8/25/18 PBUs: 2 - Utah State, 2017																								
DEFENSE	A. HAWKINS					J. HICKS					E. HUBBARD					D. JACKSON					A. JEAN				
	TACK	TFL	SK	INT	PBU	TACK	TFL	SK	INT	PBU	TACK	TFL	SK	INT	QBH	TACK	TFL	SK	INT	QBH	TACK	TFL	SK	INT	QBH
8/25 Hawai'i	2	0.0	0.0	0	2	10	0.0	0.0	0	0	4	0.0	0.0	0	0	0	0.0	0.0	0	0	1	0.0	0.0	0	1
8/31 vs. Colorado	0	0.0	0.0	0	0	6	0.0	0.0	0	0	7	0.5	0.0	0	0	3	0.0	0.0	0	0	0	0.0	0.0	0	0
9/8 Arkansas	5	0.0	0.0	0	0	3	0.0	0.0	0	0	4	0.0	0.0	0	1	1	0.0	0.0	0	0	0	0.0	0.0	0	0
9/15 at Florida	0	0.0	0.0	0	0	1	0.0	0.0	0	0	1	1.0	0.0	0	0	1	0.0	0.0	0	0	0	0.0	0.0	0	0
9/22 Illinois State	0	0.0	0.0	0	0	10	1.0	0.0	0	1	3	0.0	0.0	0	0	2	0.0	0.0	0	0	0	0.0	0.0	0	0
10/6 at San Jose State	1	1.0	0.0	0	0	6	0.0	0.0	0	0	5	2.0	1.0	0	1	1	0.0	0.0	0	0	0	0.0	0.0	0	0
10/13 New Mexico																									
10/19 at Boise State																									
10/26 Wyoming																									
11/10 at Nevada																									
11/17 Utah State																									
11/22 at Air Force																									
Totals	8	1.0	0.0	0	2	36	1.0	0.0	0	1	24	3.5	1.0	0	2	8	0.0	0.0	0	0	1	0.0	0.0	0	1
Season Highs:	Tackles: 5 - Arkansas, 9/8/18 PBUs: 2 - Hawai'i, 8/25/18					Season Highs: Tackles: 10 - [twice] TFLs: 1.0 - Illinois State, 9/22/18					Season Highs: Tackles: 7 - vs. Colorado, 8/31/18 QBH: 1 - Arkansas, 9/8/18 TFL: 2.0 - at SJSU, 10/6					Season/Career Highs: Tackles: 3 - vs. Colorado, 8/31/18					Season Highs:				
	Career Highs: Tackles: 7 - Colorado, 9/1 INTs: 1 - [3 times] PBUs: 2 - [twice]					Career Highs: Tackles: 10 - [twice] TFLs: 1.0 [3 times] Sacks: 1.0 - Idaho, 2016 INTs: 2 - Abilene Christian, 2017					Career Highs: Tackles: 7 - vs. Colorado, 8/31/18 Sacks: 1.0 - [3 times] TFLs: 2.0 - at SJSU, 10/6/18 QBHs: 2 - Abilene Christian, 2017					Season Highs: Tackles: 6 - [twice] Sacks: 2 - at Utah State, 2017 TFL: 3.5 - at Utah State, 2017									

COLORADO STATE FOOTBALL



GAME-BY-GAME - DEFENSE

DEFENSE	E. JONES					R. KING					M. MCDONALD					L. PAOGOFIE					D. PHILLIPS				
	TACK	TFL	SK	INT	QBH	TACK	TFL	SK	INT	QBH	TACK	TFL	SK	INT	QBH	TACK	TFL	SK	INT	QBH	TACK	TFL	SK	INT	QBH
8/25 Hawai'i	4	1.5	0.0	0	1	6	1.0	0.5	0	1	2	0.0	0.0	0	0	1	0.5	0.0	0	0	3	1.0	0.0	0	0
8/31 vs. Colorado	3	0.0	0.0	0	0	1	0.0	0.0	0	0	2	0.0	0.0	0	0	1	0.0	0.0	0	0	2	0.0	0.0	0	0
9/8 Arkansas	5	2.0	1.0	1	1	-	-	-	-	-	1	0.0	0.0	0	0	2	0.0	0.0	0	0	4	0.0	0.0	0	1
9/15 at Florida	4	1.0	0.0	0	0	-	-	-	-	-	1	0.0	0.0	0	0	2	0.0	0.0	0	0	1	0.0	0.0	0	0
9/22 Illinois State	3	0.0	0.0	0	0	-	-	-	-	-	-	-	-	-	-	0	0.0	0.0	0	0	2	0.0	0.0	0	2
10/6 at San Jose State	4	1.0	0.0	0	3	-	-	-	-	-	-	-	-	-	-	2	0.0	0.0	0	0	2	0.0	0.0	0	0
10/13 New Mexico																									
10/19 at Boise State																									
10/26 Wyoming																									
11/10 at Nevada																									
11/17 Utah State																									
11/22 at Air Force																									
Totals	23	5.5	1.0	1	5	7	1.0	0.5	0	1	6	0.0	0.0	0	0	8	0.5	0.0	0	0	14	1.0	0.0	0	3
Season Highs:	Tackles: 5 - Arkansas, 9/8/18 TFLs: 2.0 - Arkansas, 9/8/18 QBH: 3 - at SJSU, 10/6/18					Season Highs: Tackles: 6 - Hawai'i, 8/25/18					Season Highs: Tackles: 2 - [twice]					Season Highs: Tackles: 2 - [3 times] TFLs: 0.5 - Hawai'i, 8/25/18					Season/Career Highs: Tackles: 4 - Arkansas, 9/8/18 TFLs: 1.0 - Hawai'i, 8/25/18 QBH: 2 - Illinois State, 9/22/18 PBU: 1 - Illinois State, 9/22/18				
Career Highs:	Tackles: 7 - Boise State, 2017 TFLs: 2.0 - [twice] Sacks: 2.0 - Utah State, 2017 QBHs: 3 - at SJSU, 10/6/18					Career Highs: Tackles: 6 - Hawai'i, 8/25/18 Sacks: 1.0 [twice] TFLs: 1.5 - Utah State, 2017					Career Highs: Tackles: 9 - Marshall, 2017 TFLs: 2.0 - Marshall, 2017 Sacks: 1.0 - Marshall, 2017					Career Highs: Tackles: 3 - ACU, 2017									
DEFENSE	B. SCOTT					C. SMITH					T. SUTTON					T. THOMAS					J. WATSON				
	TACK	TFL	SK	INT	QBH	TACK	TFL	SK	INT	QBH	TACK	TFL	SK	INT	QBH	TACK	TFL	SK	INT	QBH	TACK	TFL	SK	INT	QBH
8/25 Hawai'i	10	0.0	0.0	0	0	1	0.0	0.0	0	0	0	0.0	0.0	0	0	10	0.0	0.0	0	1	13	0.5	0.0	0	1
8/31 vs. Colorado	2	0.0	0.0	0	0	3	1.0	0.0	0	0	6	0.0	0.0	0	0	6	0.0	0.0	0	0	15	0.5	0.0	0	0
9/8 Arkansas	10	0.0	0.0	0	0	3	0.0	0.0	0	0	5	1.0	0.0	0	0	9	0.0	0.0	0	1	12	0.0	0.0	0	2
9/15 at Florida	1	0.0	0.0	0	0	0	0.0	0.0	0	0	3	0.0	0.0	0	0	4	0.0	0.0	0	0	5	0.0	0.0	0	0
9/22 Illinois State	5	0.0	0.0	0	0	7	0.0	0.0	0	0	2	0.0	0.0	0	0	6	0.0	0.0	0	1	10	0.0	0.0	0	0
10/6 at San Jose State	5	0.0	0.0	0	0	2	1.0	1.0	0	0	0	0.0	0.0	0	0	4	1.0	1.0	0	2	7	0.0	0.0	0	0
10/13 New Mexico																									
10/19 at Boise State																									
10/26 Wyoming																									
11/10 at Nevada																									
11/17 Utah State																									
11/22 at Air Force																									
Totals	33	0.0	0.0	0	0	16	2.0	1.0	0	0	16	1.0	0.0	0	0	39	1.0	1.0	0	5	63	1.0	0.0	0	3
Season Highs:	Tackles: 10 - [twice]					Season Highs: Tackles: 7 - Illinois State, 9/22/18 TFL: 1.0 - [twice] Sacks: 1.0 - at SJSU, 10/6/18					Season Highs: Tackles: 6 - vs. Colorado, 8/31/18					Season Highs: Tackles: 10 - Hawai'i, 8/25/18 TFL: 1.0 - at SJSU, 10/6/18 Sacks: 1.0 - at SJSU, 10/6/18 QBH: 1 - [3 times] PBU: 1 - [twice]					Season Highs: Tackles: 15 - vs. Colorado, 8/31/18 QBH: 2 - Arkansas, 9/8/18				
Career Highs:	Tackles: 10 - [twice]					Career Highs: Tackles: 7 - Illinois State, 9/22/18 TFL: 1.0 - [3 times] Sacks: 1.0 - [3 times]					Career Highs: Tackles: 6 - vs. Colorado, 8/31/18 Sacks: 1 - ACU, 2017					Career Highs: Tackles: 13 - Air Force, 2016 Sacks: 1.0 [3 times] TFLs: 1.5 [4 times]									



COLORADO STATE FOOTBALL



ALL CSU SCORING DRIVES

DATE	OPPONENT	PLAYS	YARDS	TIME	RESULT	QUARTER	SCORING PLAY	QUARTERBACK
8/25	Hawai'i	14	85	4:26	TD	1st	Carta-Samuels 10-yard pass to O. Johnson	Carta-Samuels
		3	75	1:15	TD	3rd	Carta-Samuels 7-yard pass to P. Williams	Carta-Samuels
		2	72	0:24	TD	3rd	Carta-Samuels 58-yard pass to O. Johnson	Carta-Samuels
		4	99	1:06	TD	4th	Carta-Samuels 26-yard pass to P. Williams	Carta-Samuels
		8	75	2:00	TD	4th	Carta-Samuels 9-yard pass to I. Matthews	Carta-Samuels
8/31	vs. Colorado	7	75	2:23	TD	1st	Carta-Samuels 26-yard pass to O. Johnson	Carta-Samuels
		7	31	0:52	FG	2nd	Bryan 51-yard field goal	Carta-Samuels
		10	49	3:41	FG	4th	Bryan 27-yard field goal	Carta-Samuels
9/8	Arkansas	4	6	1:31	FG	1st	Bryan 55-yard field goal	Carta-Samuels
		10	47	3:28	FG	2nd	Bryan 46-yard field goal	Carta-Samuels
		5	18	0:25	FG	2nd	Bryan 44-yard field goal	Carta-Samuels
		7	70	2:41	TD	3rd	Carta-Samuels 4-yard pass to P. Williams	Carta-Samuels
		9	96	3:29	TD	4th	Carta-Samuels 10-yard pass to P. Williams	Carta-Samuels
		11	60	4:03	FG	4th	Bryan 22-yard field goal	Carta-Samuels
9/15	at Florida	6	59	2:30	TD	4th	Matthews 1-yard TD run	Carta-Samuels
		9	13	3:53	FG	2nd	Bryan 53-yard field goal	Carta-Samuels
		7	75	3:33	TD	3rd	Carta-Samuels 48-yard pass to T. McBride	Carta-Samuels
9/22	Illinois State	14	80	5:27	TD	1st	Carta-Samuels 9-yard pass to O. Johnson	Carta-Samuels
		7	60	3:02	TD	3rd	Carta-Samuels 17-yard pass to N. Hill	Carta-Samuels
		5	40	1:01	TD	4th	Hill 14-yard pass to M. Kinsey	Hill
10/6	at San Jose State	6	77	2:51	TD	1st	Carta-Samuels 5-yard pass to P. Williams	Carta-Samuels
		5	55	2:41	TD	1st	Carta-Samuels 16-yard pass to P. Williams	Carta-Samuels
		12	87	4:43	TD	2nd	Carta-Samuels 16-yard pass to W. Jackson	Carta-Samuels
		5	42	1:55	TD	2nd	Carta-Samuels 8-yard pass to W. Jackson	Carta-Samuels
		11	83	3:24	TD	4th	Matthews 1-yard run	Carta-Samuels

GAME-BY-GAME STARTERS

OFFENSE STARTERS	WR	TE	LT	LG	C	RG	RT	WR	QB	RB	FB	3rd WR	OTHER
8/25 Hawai'i	O. Johnson	C. Butler	B. Wesley	T. Bjorklund	C. Meeks	J. Taylor	B. Knox	P. Williams	K. Carta-Samuels	I. Matthews			I. Pannunzio (TE)
8/31 vs. Colorado	O. Johnson	C. Butler	B. Wesley	T. Bjorklund	C. Meeks	J. Taylor	B. Knox	P. Williams	K. Carta-Samuels	I. Matthews	A. Prentice		
9/8 Arkansas	O. Johnson	C. Butler	B. Wesley	T. Bjorklund	C. Meeks	J. Taylor	B. Knox	P. Williams	K. Carta-Samuels			D. Wise	T. McBride (TE)
9/15 at Florida	O. Johnson	C. Butler	B. Wesley	T. Bjorklund	C. Meeks	J. Taylor	B. Knox	P. Williams	K. Carta-Samuels	I. Matthews			T. McBride (TE)
9/22 Illinois State	O. Johnson	C. Butler	B. Wesley	T. Bjorklund	C. Meeks	S. Gaoa	B. Knox	P. Williams	K. Carta-Samuels	I. Matthews			T. McBride (TE)
10/6 at SJSU	O. Johnson	C. Butler	B. Wesley	T. Bjorklund	C. Meeks	S. Gaoa	B. Knox	A. Hawkins	K. Carta-Samuels	I. Matthews	A. Prentice		
DEFENSE STARTERS	LDE	NT	DT	RDE	SLB	MLB	WLB	LCB	RCB	SS	FS	Nickel CB	Other
8/25 Hawai'i		D. Phillips	E. Hubbard	R. King	T. Thomas	J. Watson		V. Banks	R. Ajayi	J. Hicks	J. Fogal	A. Hawkins	B. Scott (Dime)
8/31 vs. Colorado		D. Phillips	E. Hubbard	R. King	T. Thomas	J. Watson	T. Sutton	V. Banks	R. Ajayi	B. Scott	J. Fogal	A. Hawkins	
9/8 Arkansas	E. Jones	D. Phillips	E. Hubbard	A. Jean	T. Thomas	J. Watson		V. Banks	R. Ajayi	B. Scott	J. Fogal	D. Campbell	
9/15 at Florida	E. Jones	D. Phillips	E. Hubbard	A. Jean		J. Watson	M. McDonald	V. Banks	R. Ajayi	B. Scott	J. Fogal	D. Campbell	
9/22 Illinois State	E. Jones	D. Phillips	E. Hubbard	C. Smith	C. Carter	J. Watson	T. Sutton	V. Banks	R. Ajayi	J. Hicks	J. Fogal		
10/6 at SJSU	E. Jones	D. Phillips	E. Hubbard	C. Smith	T. Thomas	J. Watson		V. Banks	R. Ajayi	J. Hicks	B. Scott	D. Campbell	



COLORADO STATE FOOTBALL

LONGEST AND SHORTEST SCORING DRIVES

COLORADO STATE

Most Plays

14	Hawai'i, 8/25 (TD) (85 yards, 4:26)
14	Illinois State, 9/22 (TD) (80 yards, 5:27)
12	at SJSU, 10/6 (TD) (87 yards, 4:43)

Most Yards

99	Hawai'i, 8/25 (TD) (4 plays, 1:06)
96	Arkansas, 9/8 (TD) (9 plays, 3:29)
87	at SJSU, 10/6 (TD) (12 plays, 4:43)

Most Time

5:27	Illinois State, 9/22 (TD) (14 plays, 80 yards)
4:43	at SJSU, 10/6 (TD) (12 plays, 87 yards)
4:26	Hawai'i, 8/25 (TD) (14 plays, 85 yards)

Fewest Plays

2	Hawai'i, 8/25 (TD) (72 yards, 0:24)
3	Hawai'i, 8/25 (TD) (75 yards, 1:15)
4	[twice]

Fewest Yards

6	Arkansas, 9/8 (FG) (4 plays, 1:31)
13	at Florida, 9/15 (FG) (9 plays, 3:53)
18	Arkansas, 9/8 (FG) (5 plays, 0:25)

Least Time

0:24	Hawai'i, 8/25 (2 plays, 72 yards)
0:25	Arkansas, 9/8 (FG) (5 plays, 18 yards)
1:01	Illinois State, 9/22 (TD) (5 plays, 40 yards)

OPPONENTS

Most Plays

16	Illinois State, 9/22 (TD) (80 yards, 5:16)
14	Arkansas, 9/8 (TD) (73 yards, 6:06)
10	[Twice]

Most Yards

91	Arkansas, 9/8 (TD) (9 plays, 3:51)
87	vs. Colorado, 8/31 (TD) (5 plays, 1:37)
85	vs. Colorado, 8/31 (TD) (3 plays, 1:18)

Most Time

6:06	Arkansas, 9/8 (TD) (14 plays, 73 yards)
5:16	Illinois State, 9/22 (TD) (16 plays, 80 yards)
4:58	Hawai'i, 8/25 (TD) (10 plays, 75 yards)

Fewest Plays

1	Arkansas, 9/8 (TD) (64 yards, 0:11)
1	at Florida, 9/15 (TD) (68 yards, 0:12)
1	Illinois State, 9/22 (TD) (57 yards, 0:10)

Fewest Yards

-2	at Florida, 9/15 (FG) (4 plays, 0:56)
4	at Florida, 9/15 (FG) (4 plays, 1:37)
45	vs. Colorado, 8/31 (FG) (9 plays, 4:03)

Least Time

0:10	Illinois State, 9/22 (TD) (1 play, 57 yards)
0:11	Arkansas, 9/8 (TD) (1 play, 64 yards)
0:50	at SJSU, 10/6 (TD) (3 plays, 25 yards)

GAME-OPENING DRIVES

Date	Opponent	Colorado State			Opponent		
		Pts	FD	Yds	Pts	FD	Yds
8/25	Hawai'i	7	6	85	7	4	75
8/31	vs. Colorado	0	1	17	7	3	75
9/8	Arkansas	3	0	6	0	1	-2
9/15	at Florida	0	0	-9	0	0	6
9/22	Illinois State	0	2	48	0	2	29
10/6	at San Jose State	7	3	77	0	1	19

Second Half-Opening Drives

Date	Opponent	Colorado State			Opponent		
		Pts	FD	Yds	Pts	FD	Yds
8/25	Hawai'i	0	1	21	7	4	75
8/31	vs. Colorado	0	1	11	7	0	85
9/8	Arkansas	0	1	26	7	4	91
9/15	at Florida	7	2	75	0	1	17
9/22	Illinois State	0	3	36	7	3	75
10/6	at San Jose State	0	0	6	0	1	4

Scoring Drive Length

Yards	Colorado State		Opponent	
	TD	FG	TD	FG
0-9		1		1
10-19		1	1	
20-29			1	
30-39		2		
40-49	2	4	3	
50-59	2		3	1
60-69	1	1	5	2
70-79	8		11	1
80-89	4		3	
90-99	2		1	
Season	19	9	28	5

Takeaway Analysis

Game		Colorado State			Opponent			Gm Diff	Year Diff
		Int	Fum	Tot	Int	Fum	Tot		
8/25	Hawai'i	0	1	1	1	0	1	0	0
8/31	vs. Colorado	1	1	2	1	0	1	+1	+1
9/8	Arkansas	2	0	2	1	1	2	0	+1
9/15	at Florida	1	0	1	0	3	3	-2	-1
9/22	Illinois State	0	0	0	2	0	2	-2	-3
10/6	at San Jose State	2	0	2	2	0	2	0	-3

Takeaway Breakdown

Total	Colorado State	Opponent
Interceptions	6	7
Fumble Recoveries	2	4
Points Off Turnovers	16	40
Touchdowns	1	5
Field Goals	3	2

COLORADO STATE FOOTBALL




LONG PLAYS

20-YARD PLUS PLAYS

Yds	Type	Player(s)	Opponent
69	Pass	WILLIAMS, Preston from CARTA-SAMUELS, K.J.	Hawai'i
58*	Pass	JOHNSON, Olabisi from CARTA-SAMUELS, K.J.	Hawai'i
55*	INT	AJAYI, Rashad	San Jose State
54	Pass	BUTLER, Cameron from CARTA-SAMUELS, K.J.	Arkansas
51	KR	HAWKINS, Anthony	Florida
51	KR	HAWKINS, Anthony	Florida
48*	Pass	MCBRIDE, Trey from CARTA-SAMUELS, K.J.	Florida
48*	Pass	MCBRIDE, Trey from CARTA-SAMUELS, K.J.	Florida
45	KR	HAWKINS, Anthony	Illinois State
38	Pass	JOHNSON, Olabisi from CARTA-SAMUELS, K.J.	Illinois State
37	Pass	JOHNSON, Olabisi from CARTA-SAMUELS, K.J.	Hawai'i
32	Pass	WILLIAMS, Preston from CARTA-SAMUELS, K.J.	San Jose State
31	KR	HAWKINS, Anthony	Florida
31	KR	HAWKINS, Anthony	Florida
31	Pass	WILLIAMS, Preston from CARTA-SAMUELS, K.J.	Arkansas
30	KR	PRENTICE, Adam	Illinois State
30	Pass	BUTLER, Cameron from CARTA-SAMUELS, K.J.	Arkansas
28	KR	WILLIAMS, Preston	Hawai'i
28	Pass	JOHNSON, Olabisi from CARTA-SAMUELS, K.J.	Hawai'i
28	Rush	KINSEY JR., Marvin	Florida
28	Rush	KINSEY JR., Marvin	Florida
26	KR	HAWKINS, Anthony	Illinois State
26*	Pass	WILLIAMS, Preston from CARTA-SAMUELS, K.J.	Hawai'i
26*	Pass	JOHNSON, Olabisi from CARTA-SAMUELS, K.J.	Colorado
26	Pass	WILLIAMS, Preston from CARTA-SAMUELS, K.J.	Hawai'i
25	Pass	WILLIAMS, Preston from CARTA-SAMUELS, K.J.	Hawai'i
25	KR	HAWKINS, Anthony	Colorado
25	Rush	HAWKINS, Anthony	San Jose State
25	Pass	WILLIAMS, Preston from CARTA-SAMUELS, K.J.	Arkansas
25	Pass	JOHNSON, Olabisi from HILL, Collin	Illinois State
24	Rush	MCELROY, Marcus	Colorado
24	Pass	JACKSON, Warren from CARTA-SAMUELS, K.J.	Hawai'i
22	Rush	MATTHEWS, Izzy	San Jose State
22	Pass	JACKSON, Warren from CARTA-SAMUELS, K.J.	Hawai'i
22	Pass	KINSEY JR., Marvin from HILL, Collin	Illinois State
21	Pass	KINSEY JR., Marvin from HILL, Collin	Illinois State
21	Pass	WILLIAMS, Preston from CARTA-SAMUELS, K.J.	Florida
21	Pass	WILLIAMS, Preston from CARTA-SAMUELS, K.J.	Florida
21	KR	WILLIAMS, Preston	Hawai'i
20	Pass	WILLIAMS, Preston from CARTA-SAMUELS, K.J.	Florida
20	KR	HAWKINS, Anthony	Arkansas
20	Pass	KINSEY JR., Marvin from CARTA-SAMUELS, K.J.	Arkansas
20	KR	HAWKINS, Anthony	Arkansas
20	Pass	FULTON, Brenden from CARTA-SAMUELS, K.J.	Arkansas
20	Pass	WILLIAMS, Preston from CARTA-SAMUELS, K.J.	Florida
20	Rush	MATTHEWS, Izzy	San Jose State

* touchdown scored on play



CB Anthony Hawkins

LONG PLAYS BY THE NUMBERS

Long Plays By Yards	No.	TD
100+	0	0
90-99	0	0
80-89	0	0
70-79	0	0
60-69	1	0
50-59	5	2
40-49	3	2
30-39	8	0
20-29	29	2

Long Plays By Type

	No.	TD
Rushing	6	0
Passing	27	5
Punt returns	0	0
Kick returns	12	0
Interceptions	1	1
Fumble returns	0	0
Other	0	0
TOTAL	46	6

20-YARD PLUS BY PLAYER

Player	No.	TD	R	P	KR	PR	IR	FR
WILLIAMS, Preston	13	1	0	11	2	0	0	0
HAWKINS, Anthony	10	0	1	0	9	0	0	0
JOHNSON, Olabisi	6	2	0	6	0	0	0	0
KINSEY JR., Marvin	5	0	2	3	0	0	0	0
MCBRIDE, Trey	2	2	0	2	0	0	0	0
MATTHEWS, Izzy	2	0	2	0	0	0	0	0
JACKSON, Warren	2	0	0	2	0	0	0	0
BUTLER, Cameron	2	0	0	2	0	0	0	0
AJAYI, Rashad	1	1	0	0	0	0	1	0
FULTON, Brenden	1	0	0	1	0	0	0	0
MCELROY, Marcus	1	0	1	0	0	0	0	0
PRENTICE, Adam	1	0	0	0	1	0	0	0
TOTAL	46	6	6	27	12	0	1	0

LONGEST PLAYS OF THE YEAR

Rushing

- 28 KINSEY JR., Marvin vs Florida (9/15/2018)
- 28 KINSEY JR., Marvin vs Florida (9/15/2018)

Rushing Touchdown

- 1 MATTHEWS, Izzy vs San Jose State (10/6/2018)
- 1 MATTHEWS, Izzy vs Arkansas (9/8/2018)

Passing

- 69 WILLIAMS, Preston from CARTA-SAMUELS, K.J. vs Hawai'i (8/25/2018)

Passing Touchdown

- 58 JOHNSON, Olabisi from CARTA-SAMUELS, K.J. vs Hawai'i (8/25/2018)

Punt Return

- 18 JOHNSON, Olabisi vs Illinois State (9/22/2018)

Kick Return

- 51 HAWKINS, Anthony vs Florida (9/15/2018)
- 51 HAWKINS, Anthony vs Florida (9/15/2018)

Interception Return

- 55 AJAYI, Rashad vs San Jose State (10/6/2018)

Fumble Return

None

Punt

- 70 STONEHOUSE, Ryan vs Arkansas (9/8/2018)

Field Goal

- 55 BRYAN, Wyatt vs Arkansas (9/8/2018)



COLORADO STATE FOOTBALL

COLORADO STATE FOOTBALL MEDIA COVERAGE GUIDELINES

- We appreciate your coverage of Colorado State Athletics, and look forward to working with you to accommodate you and your organization within the framework of the following media policy. The policies are jointly established by Head Coach Mike Bobo and the Athletics Communications office. Please take a few minutes to read through and familiarize yourself with these guidelines. Failure to comply with these policies could result in revocation of credentials or limitations on access. Please feel free to contact Associate A.D. for Communications Paul Kirk at (970) 988-3482 or via email at paul.kirk@colostate.edu with any questions.

Interview access to players and coaches throughout the calendar year is as follows:

GENERAL POLICIES

- All interviews with any member of the football program, including Mike Bobo, the coaching and football staffs, and student-athletes, must be coordinated through the Athletics Communications office.
- True freshmen and other student-athletes in their first year in the program are not eligible to be included on the regular interview list.
- Regarding unique subject matter, such as human-interest angles, members of the media are welcome to approach the Communications office at least 48 hours in advance with requests to interview any member of the program, provided the requested individual is not a true-freshman player. Requests approved by Coach Bobo will be facilitated by the Athletics Communications staff.
- Members of the media are strictly prohibited from directly contacting any coach, staff member or student-athlete by any means, including by text message, e-mail, phone (cell, office or home) or social media, without first approaching the Athletics Communications office.
- For all practices, no live reporting of practice details is permissible, nor live streaming of any method. Upon conclusion of practice, questions based on observations made during practice may be asked of Coach Bobo, and reported on as answered.
- Designated student-athletes from the interview list will be made available on specified days during the spring and pre-season practice periods, and on Tuesdays and Wednesdays during the regular season.
- Assistant coaches will be made available to media one time each during spring practice on a schedule provided Athletics Communications.
- Head Coach Mike Bobo will be available following most practices. Exceptions include night practices and certain practice days during spring and pre-season.
- All interviews take place in the interview room of the stadium, located at field level, one level down from the media entrance on the west side of the stadium. Media are not permitted to enter the football offices, or the training room, locker room, weight room or meeting rooms unless arrangements have been made through the Communications office.
- Media may not photograph or report on individuals or groups participating in workouts outside of organized team sessions within campus practice or competition locations.

PRESEASON CAMP

- Coordinators will be made available on Media Day. No other assistant coach access is available during pre-season camp.

REGULAR-SEASON GAME WEEKS

- On Mondays, Head Coach Mike Bobo will conduct a weekly press conference in the stadium interview room. Bobo will begin speaking at 12 p.m. and the press conference will end at approximately 12:30-35. The press conference is livestreamed at CSURams.com/live, and the archive will be available on YouTube and on CSURams.com. Audio from the press conference also is made available to media.
- Following practice on Tuesday and Wednesday, student-athletes on the interview list will be made available, with either offensive or defensive players being available Tuesday and those from the other side of the ball on Wednesday. Regarding unique subject matter, such as human-interest angles, members of the media are welcome to approach the Communications office at least 48 hours in advance with requests to interview any member of the program, provided the requested individual is not a true-freshman player. Approved requests will be granted, but those interviews need to take place on Tuesday following practice.
- On Wednesday, Bobo will be available following practice.
- Following Wednesday availability, there is no further media availability with members of the program until the end of the game on Saturday, with the exception of contractual obligations with broadcast partners.

GAMEDAY

- Every member of the program must report to the locker room following the game before conducting interviews. Other than network TV and radio obligations, CSU does not allow on-field interviews in the minutes following the game's conclusion.
- Postgame press conferences take place in the home and visiting team interview rooms, located just off the elevator from the press box at field level. From the field, enter the southwest tunnel and proceed right and down the hall to reach the interview rooms on your left.
- Head Coach Mike Bobo and requested players will be available to the media in the interview room after a reasonable cooling-off period. Coach Bobo will conduct his postgame press followed by requested players from the interview list being made available in the interview room. Assistant coaches and true freshmen players are not available.
- The visiting team press conference and media availability will take

place in the visiting team interview room adjacent to the home team interview room, down the hall from the visitors' locker room.

RECRUITING PERIOD

- Access to Head Coach Mike Bobo will be less regular during this time, from the end of the regular season through the second signing day, the first Wednesday in February, due to recruiting responsibilities. Assistant coaches are not available during this period.

ALL OTHER TIMES

- Head Coach Mike Bobo is available either in-person or by phone, by appointment through Assoc. A.D. for Communications Paul Kirk (paul.kirk@colostate.edu).
- Assistant coaches do not have regular availability throughout the year. Requests for their participation in interviews must be made through Assoc. A.D. for Communications Paul Kirk, and will be granted only by approval of the head coach.
- Phone calls (cell, office or home) to any coach, staff member, or student-athlete are strictly prohibited, unless previously arranged through the Athletics Communications office.
- Media should contact the Athletics Communications office, rather than the individual coaches and/or student-athletes, when needing personal contact information, such as phone numbers or e-mail addresses, or contact information for family members and friends where such interviews will enhance a feature story.

INJURIES

- At all times throughout the calendar year, including spring practice, Head Coach Mike Bobo will serve as the sole source for injury information. All questions related to injuries should be directed to Bobo, and not to any other member of the program, including athletic trainers, doctors, the injured student-athlete, or his teammates.
- If Coach Bobo is unavailable, please contact Paul Kirk.

PRACTICE GUIDELINES

- Most Colorado State football practices are open to media for the first few periods unless otherwise noted.
- Videography, provided it is not live-streamed, is allowed during the media viewing period, but no sound may be recorded.
- No live reporting of practice details is permissible, nor live streaming of any method. Upon conclusion of practice, questions based on observations made during the media viewing period may be asked of Coach Bobo, and reported on as answered by the coach.
- During the spring, most regular practices (excluding scrimmages) are open to the media during the media viewing period as specific by Athletics Communications.
- All media should remain on the sidelines, standing a safe distance from the boundary to prevent collisions. Also for safety reasons, media are asked to stand rather than sit or kneel, and should either hold personal bags or set them behind a barrier, so they are not a potential injury source for players or the media.

PHOTOGRAPHY/VIDEOGRAPHY GUIDELINES

- Cameras are restricted from shooting/filming any 11-on-11 period, as well as selected other periods (Athletics Communications staff will notify). Photography must be tight, "iso" shots that do not reveal alignments or strategy.
- No sound may be captured during the shooting of practice video.
- Photographers are allowed to shoot individual drills and group activity as directed by the Athletics Communications staff. No photography is allowed of players receiving treatment from medical staff, or of injured players, whether participating in individual workouts or observing practice.
- Photographers and videographers are not allowed to bring tripods onto the practice field.
- Photographers and videographers should remain on the sidelines, or behind the end lines. They are not permitted in any drill or in close proximity to any team or position-group huddles at any time.
- Photographers should stand a safe distance from the boundary to prevent collisions. Also for safety reasons, photographers are asked to stand rather than sit or kneel, and should either hold personal bags and/or camera equipment, or set them behind a barrier, so they are not a potential injury source for players or the media.
- All posed photo shoots must take place at times arranged prior to the beginning of practice, working through the Athletics Communications office. Posed photo shoots are not permitted during any practice.

TELEPHONE INTERVIEWS

- Head Coach Mike Bobo is available for phone interviews as time permits. Media should call to make an appointment through Paul Kirk (paul.kirk@colostate.edu).
- Phone calls (cell, office or home) to any coach or student-athlete are strictly prohibited, unless previously arranged through the athletic Communications office.
- Media should contact the Athletics Communications office, rather than the individual coaches and/or student-athletes, when needing personal contact information, such as phone numbers or e-mail addresses.

CSURAMS.COM/SOCIAL MEDIA

- The official Web site of Colorado State athletics, CSURams.com, features the latest news, information, statistics and rosters for all of the Rams' 16 athletic programs. Rams fans worldwide can also listen to the live play-by-play coverage offered by the Colorado State Sports Network through the website or the Tuneln app, and can watch livestreamed video of most home events. Fans can click on www.CSURams.com, then click on the schedule pages to access the radio

broadcast for live radio coverage of football, volleyball and men's and women's basketball. For video, click the "Fans" tab at the top, and scan the menu under Multimedia, or directly access the URL CSURams.com/watch. News also will be disseminated via the Colorado State football program's official twitter account, @CSUFootball, as well as the general athletics account, @CSUATHletics, and Assoc. A.D. for Communications Paul Kirk (@PaulKirk_CSU).

MEDIA CREDENTIALS

- Credentials must be requested through Paul Kirk in writing at least seven days in advance of an event. Approved requests will be mailed or can be picked up in the Communications office, or at the game. Season credential applications will be made available in mid-July, and the online single-game credential request link can be found at http://www.csurams.com/sb_output.aspx?form=20.

PHOTOGRAPHER CREDENTIALS

- Photo credentials are issued only to accredited photographers. Passes must be displayed at all times. All photographers must remain outside the 25-yard lines on both sides of the field, or behind each end zone in a kneeling position.

GAME-DAY SERVICES

- A pregame meal is served 90 minutes prior to kickoff in the press box. Colorado State provides reliable WiFi in the press box, photographers' workroom and interview rooms, and access to live statistics through StatBroadcast. We have greatly reduced the amount of information distributed on paper at our home games in favor of full digital offerings of game notes, statistics, postgame audio and postgame notes. All credentialled media will receive an email the day before a game with all pertinent coverage and team information directly or via links embedded in the email.
- Colorado State's stadium offers complimentary wireless Internet access in the press box, interview room and photo workroom. Ethernet lines also are available in the photo workroom, located just inside the south-west tunnel at field level, near the visiting team locker room. Check the seat-assignment label on press row for wireless access information.

PARKING

- Media parking on game days is generally available in the Lake Street Garage (Lot 570), located near the intersection of Prospect Road and Center Avenue in the south area of campus. Denver TV stations have space allotted for one vehicle per station in front of the connection panels on the west side of the stadium. Please contact the Athletics Communications office to request a game day parking pass.
- Parking in all campus parking lots requires a permit from 7:30 a.m. to 4 p.m. on weekdays. A limited number of single-day passes are available through the Communications office, and pay-to-park stalls are located on the north side of the stadium, on Pitkin Street, in front of the Ram Zone store and ticket office. Annual permits can be purchased through the Office of Parking Management Web site: <http://pts.colostate.edu>, and many lots offer a payment kiosk to purchase a daily pass.
- The CSU Athletics Communications office will provide complimentary annual passes to the Moby/McGraw Center lot and Lot 240 near the stadium for select media organizations and members of the press who consistently cover the Rams. Those passes are not replaceable and should be treated like cash.

STADIUM DIRECTIONS/WILL CALL

- Colorado State's on-campus stadium is located between Pitkin and Lake Streets, just west of Shields Street in Fort Collins. The mailing address is 751 W. Pitkin Street. From I-25, media should take the Prospect Road exit, turn left, and proceed west toward the mountains. To access Lot 570 with a game day parking permit, please turn right onto Center Ave., from westbound Prospect Road. The entrance to the garage will be on your right. The stadium's media entrance, and Media Will-Call, is located on the west side of the stadium through the door marked "Media & Staff Entry," and press box access is via elevator just inside that entrance.
- Ticket will call is located at the main stadium ticket windows on Pitkin Street, at the Northwest corner of the stadium.

VIDEO HIGHLIGHTS

- Please contact the CSU Athletics Communications office to request video highlights. Broadcast-quality video highlights and soundbites will be emailed to media frequently throughout the year by the Athletics Communications staff. If you would like to have an email address added to that distribution list, please contact Paul Kirk or Zach Balside.

WEEKLY RELEASES

- The weekly game release will be available by approximately 12 noon each Monday during the season on the school's official website, CSURams.com. News releases also are e-mailed to media outlets upon request, and available via Twitter at @CSUFootball.

COLORADO STATE MEDIA E-MAIL LIST

- To receive e-mail updates on the Rams, e-mail Paul Kirk at paul.kirk@colostate.edu or Zach Balside at zach.balside@colostate.edu with a message stating that you would like to receive the news releases via e-mail.

COLORADO STATE FOOTBALL



SOCIAL MEDIA DIRECTORY

Facebook Facebook.com/CSUFootball
Twitter @CSUFootball
 @CSUAthletics (covers all 16 sports)
 @PaulKirk_CSU (Assistant A.D./Football SID)
 @CoachBobo_CSU (Head Coach)
 @RonnieLetson (Assistant Head Coach/Quarterbacks)
 @CoachJohnson57 (Offensive Coord./Offensive Line)
 @CSUCoachJancek (Defensive Coord.)
 @CoachGibson3005 (Special Teams Coord./Linebackers)
 @BryanApplewhite (Running Backs)
 @Coach_Cox_CSU (Tight Ends)
 @KeithGilmore13 (Defensive Line)
 @georgehelow (Safeties)
 @CoachEricLewis (Cornerbacks)
 @CoachWhitted (Wide Receivers)
 @CoachRyanDavis (Strength & Conditioning)
Instagram @CSUFootball
YouTube YouTube.com/CSURamsAthletics

COLORADO STATE UNIVERSITY

Location Fort Collins, Colo.
Founded 1870
Enrollment 33,198
President Dr. Anthony A. Frank
Director of Athletics Joe Parker
NCAA Affiliation FBS Division I
Athletics Conference Mountain West
Nickname Rams
Official Mascot CAM the Ram
Colors Green (PMS 357) and Gold (PMS 617)
Stadium (capacity) CSU Stadium (36,000 [41,000 SRO])
Stadium Surface FieldTurf (Sonny Lubick Field)

COACHING STAFF

Head Coach: Mike Bobo (4th Season)
Assistant Head Coach/Quarterbacks: Ronnie Letson (4th Season)
Offensive Coordinator/Offensive Line: Dave Johnson (1st Season)
Defensive Coordinator: John Jancek (1st Season)
Special Teams Coordinator/Linebackers: ... Chase Gibson (1st Season)
Running Backs: Bryan Applewhite (4th Season)
Tight Ends: Joe Cox: (3rd Season)
Defensive Line: Keith Gilmore (1st Season)
Safeties: George Helow (3rd Season)
Cornerbacks: Eric Lewis (1st Season)
Wide Receivers: Alvis Whitted (7th Season)
Special Teams Analyst: Ben Larson (2nd Season)
Defensive Quality Control: Ben Robertson (3rd Season)
Offensive Quality Control: Ricky Santo (6th season)
Defensive Graduate Assistant: Trent Matthews (1st season)
Offensive Graduate Assistant: Nolan Peralta (2nd season)
Defensive Graduate Assistant: Ahmed Saleh (1st season)
Offensive Graduate Assistant: Fred Zerblis (1st season)

TEAM INFORMATION

2017 Record/MW Finish 7-6/5-3 (T-4th) Mountain Division
Offensive Scheme Pro Style
Defensive Scheme 4-3
Lettermen Returning 39
Lettermen Lost 30
2017 Signees 26 (20 HS, 3 JC, 3 grad transfers)
Offensive Starters Returning 4
 WR Johnson, RT Knox, FB Prentice, LG Meeks-5/Bjorklund-3/Taylor-3
Defensive Starters Returning 6
 FS Fogal, CB Hawkins, DE Jean, LB McDonald, LB Thomas, LB Watson
Special Teams Starters Returning 2
 K Bryan, P Stonehouse

Colorado State Football Media Contacts

Paul Kirk, Assistant A.D. for Communications
 O: (970) 491-5067 | paul.kirk@colostate.edu | @PaulKirk_CSU
Zach Balside, Assistant Director of Communications
 C: (970) 310-3906 | zach.balside@colostate.edu | @ZachBalSIDE
 311 McGraw Athletic Center | Fort Collins, CO 80523

First Year of Football: 1893
All-Time Record: 522-575-33 (.477)
Home: 273-208-11 (.566)
Away: 233-339-22 (.411)
Neutral: 16-28-0 (.364)
Conference Championships: 15
Mountain West Championships (Last): 3 (2002)
Bowl Appearances (Record): 17 (6-11)
First Appearance: Jan. 1, 1949
Bowl: Raisin Bowl (Fresno, Calif.)
Result Occidental 21, Colorado A&M 20
Last Appearance: Dec. 16, 2017
Bowl: Gilman New Mexico Bowl
Result: Marshall 31, Colorado State 28

ATHLETICS COMMUNICATIONS/FOOTBALL CONTACTS

Associate Athletics Director Paul Kirk (@PaulKirk_CSU)
Cell (970) 988-3482
Email paul.kirk@colostate.edu
Assistant Communications Director Zach Balside (@ZachBalSIDE)
Cell (970) 310-3906
Email zach.balside@colostate.edu

Athletics Communications Office (970) 491-5067
Athletics Department (970) 491-5300
Ticket Office (970) 491-RAMS (7267)
CSU Stadium Press Box (970) 491-8100
 (970) 491-8111

PRONUNCIATION GUIDE

Rashad Ajaji uh-JAI-ee	Marcus McElroy mick-ELL-roy
Tyler Bjorklund bee-YORK-lund	Dajon Owens DAY-zhon
Jan-Phillip Bombek YON-FIL-ip	Livingston Paogofie puh-GO-fee
Tywan Francis TY-WON	Ross Reiter RIE-ter
Salofi Gaoa suh-LOW-fee now-OH-uh	J.C. Robles roh-blees
Anthony Giusti JUICE-tee	Corte Tapia KORT TAP-ee-uh
Ches Jackson Chess	A'Jon Vivens AY-jon
Dequan Jackson duh-KWON	Jadon Walker JAY-den
Arjay Jean AR-jay jeen	Alvis Whitted wit-id
Olabisi Johnson oh-luh-BEE-see	
Luis Lebron LOO-ee luh-BRON	
Kavapele Maka kaw-vuh-PELL-ay MAW-kuh	

COLORADO STATE FOOTBALL



GAME PARTICIPATION

4	AJAYI, R.	6/6	START	START	START	START	START	START	START
19	BANKS, V.J.	6/6	START	START	START	START	START	START	START
73	BJORKLUND, T.	6/6	START	START	START	START	START	START	START
28	BODDIE, R.	2/-	XXX	XXX
91	BOMBEK, J.	5/-	...	XXX	XXX	XXX	XXX	XXX	XXX
8	BRINNON, Q.	6/-	XXX	XXX	XXX	XXX	XXX	XXX	XXX
64	BROOKS, S.	2/-	XXX	XXX	...
96	BRYAN, W.	6/-	XXX	XXX	XXX	XXX	XXX	XXX	XXX
16	BUTLER, C.	6/6	START	START	START	START	START	START	START
25	CAMPBELL, D.	4/3	START	START	XXX	START	START
1	CARTA-SAMUELS	6/6	START	START	START	START	START	START	START
12	CARTER, C.	5/1	XXX	XXX	XXX	XXX	START
58	CLEM, T.	6/-	XXX	XXX	XXX	XXX	XXX	XXX	XXX
83	DAVIS, B.	3/-	...	XXX	XXX	XXX
99	DICKENS, D.	6/-	XXX	XXX	XXX	XXX	XXX	XXX	XXX
1D	FOGAL, J.	6/5	START	START	START	START	START	START	XXX
90	FOX, J.	1/-	XXX
10	FRANCIS, T.	6/-	XXX	XXX	XXX	XXX	XXX	XXX	XXX
23	FULTON, B.	6/-	XXX	XXX	XXX	XXX	XXX	XXX	XXX
74	GAOA, S.	5/1	...	XXX	XXX	XXX	XXX	START	XXX
34	GIUSTI, A.	5/-	XXX	XXX	XXX	XXX	XXX
30	GRAUBERGER, J.	3/-	...	XXX	XXX	XXX	XXX
80	HALL, N.	4/-	...	XXX	...	XXX	XXX	XXX	XXX
88	HAMMER, G.	6/-	XXX	XXX	XXX	XXX	XXX	XXX	XXX
14	HAWKINS, A.	6/3	START	START	XXX	XXX	XXX	START	START
7	HICKS, J.	6/3	START	START	XXX	XXX	XXX	START	START
15	HILL, C.	5/-	...	XXX	XXX	XXX	XXX	XXX	XXX
98	HUBBARD, E.	6/6	START	START	START	START	START	START	START
6L	JACKSON, C.	2/-	...	XXX	XXX
5L	JACKSON, D.	5/-	...	XXX	XXX	XXX	XXX	XXX	XXX
9	JACKSON, W.	4/-	XXX	XXX	XXX	XXX	XXX
42	JEAN, A.	5/2	...	XXX	START	START	START	XXX	XXX
81	JOHNSON, O.	6/6	START	START	START	START	START	START	START
33	JONES, E.	6/4	XXX	XXX	START	START	START	START	START
95	KING, R.	2/2	START	START
5	KINSEY JR., M.	4/-	XXX	XXX	XXX	XXX	XXX
78	KNOX, B.	6/6	START	START	START	START	START	START	START
6	MAGEE, M.	2/-	...	XXX	XXX
26	MAKA, K.	3/-	XXX	XXX	XXX
24	MATTHEWS, I.	6/5	START	START	XXX	START	START	START	START
85	MCBRIDE, T.	6/3	XXX	XXX	START	START	START	START	XXX
44	MCDONALD, M.	4/1	XXX	XXX	XXX	START
32	MCELROY, M.	6/-	XXX	XXX	XXX	XXX	XXX	XXX	XXX
1L	MEEKS, C.	6/6	START	START	START	START	START	START	START
51	MOODY, P.	1/-	XXX
2	OWENS, D.	6/-	XXX	XXX	XXX	XXX	XXX	XXX	XXX
82	PANNUNZIO, I.	3/1	START	XXX	XXX
39	PANNUNZIO, T.	5/-	...	XXX	XXX	XXX	XXX	XXX	XXX
92	PAOGOFIE, L.	6/-	XXX	XXX	XXX	XXX	XXX	XXX	XXX
94	PHILLIPS, D.	6/6	START	START	START	START	START	START	START
70	PHILLIPS, J.	6/-	XXX	XXX	XXX	XXX	XXX	XXX	XXX
46	PRENTICE, A.	6/2	XXX	START	XXX	XXX	XXX	START	START
86	REITER, R.	6/-	XXX	XXX	XXX	XXX	XXX	XXX	XXX
8L	ROUNDTREE, T.J.	6/-	XXX	XXX	XXX	XXX	XXX	XXX	XXX
38	RUFAN, A.	1/-	...	XXX
45	RYKEN, N.	2/-	...	XXX	XXX
36	SCHLAGER, Z.	3/-	XXX	XXX	XXX
18	SCOTT, B.	6/5	START	START	START	START	XXX	START	START
3	SCOTT, E.J.	6/-	XXX	XXX	XXX	XXX	XXX	XXX	XXX
53	SMITH, C.	6/2	XXX	XXX	XXX	XXX	START	START	START
41	STONEHOUSE, R.	6/-	XXX	XXX	XXX	XXX	XXX	XXX	XXX
13	SUTTON, T.	6/2	XXX	START	XXX	XXX	START	START	XXX
71	TAYLOR, J.	6/5	START	START	START	START	XXX	START	START
52	THOMAS, T.	6/4	START	START	START	XXX	XXX	START	START
20	VIVENS, A.	1/-	XXX
9D	WALKER, J.	4/-	...	XXX	XXX	XXX	XXX
55	WATSON, J.	6/6	START	START	START	START	START	START	START
69	WESLEY, B.	6/6	START	START	START	START	START	START	START
11	WILLIAMS, P.	6/5	START	START	START	START	START	XXX	XXX
22	WISE, D.	3/1	START	XXX	...	XXX	XXX

COLORADO STATE FOOTBALL



DEPTH CHART

OFFENSE							GP	GS	CS	
QB	1	KJ Carta-Samuels	OR	6-2	225	SR	Saratoga, Calif. (Washington)	31	6	6
	15	Collin Hill		6-5	210	SO*	Moore, S.C. (Dorman)	10	4	0
RB	24	Izzy Matthews		6-0	220	SR***	Redding, Calif. (Enterprise)	40	6	3
	5	Marvin Kinsey, Jr.		6-1	206	JR**	Atlanta, Ga. (Riverwood)	29	0	0
	32	Marcus McElroy		5-11	218	SO	Denver, Colo. (Mullen)	12	0	0
	28	Rashaad Boddie		6-1	225	SO*	Sammammish, Wash. (Skyline)	14	0	0
FB	46	Adam Prentice		6-0	230	SO*	Fresno, Calif. (Clovis)	19	8	1
	45	Nate Ryken		6-1	235	SR**	Berthoud, Colo. (Berthoud)	19	0	0
WR	11	Preston Williams		6-4	210	JR	Lovejoy, Ga. (Tennessee)	18	8	0
	3	E.J. Scott		6-1	192	FR*	Powder Springs, Ga. (McEachern)	5	0	0
WR	81	Olabisi Johnson		6-0	203	SR***	Lakewood, Colo. (Bear Creek)	44	22	7
	80	Nikko Hall		6-0	180	FR	Calabasas, Calif. (Calabasas)	4	0	0
FL	9	Warren Jackson		6-6	219	SO*	Mission Hills, Calif. (Bishop Alemany)	17	0	0
	23	Brenden Fulton		5-10	184	JR*	Greeley, Colo. (Northridge)	12	0	0
TE	16	Cameron Butler		6-2	225	SO*	Columbia, S.C. (Ridge View)	18	13	7
	85	Trey McBride	OR	6-3	245	FR	Fort Morgan, Colo. (Fort Morgan)	6	3	0
	88	Griffin Hammer		6-4	234	FR	South Elgin, Ill. (St. Charles North)	6	0	0
LT	69	Barry Wesley		6-6	310	FR	Morrison, Colo. (Bear Creek)	6	6	6
	58	T.J. Roundtree		6-6	332	SR	Gainesville, Fla. (Louisville)	24	0	0
LG	73	Tyler Bjorklund		6-4	300	SR*	Santa Clarita, Calif. (College of the Canyons)	16	9	6
	70	Joctavis Phillips		6-4	329	FR	Monroe, La. (Neville)	6	0	0
C	51	Colby Meeks		6-3	310	SR***	Orlando, Fla. (Dr. Phillips)	40	14	6
	64	Scott Brooks		6-3	296	SO	Moorpark, Calif. (Moorpark)	3	0	0
RG	71	Jeff Taylor		6-1	305	JR**	Jonesboro, Ga. (Jonesboro)	26	7	1
	74	Salofi Gaoa		6-6	317	JR*	Fort Collins, Colo. (Rocky Mountain)	17	1	0
RT	78	Ben Knox		6-6	320	SR*	DeLand, Fla. (Independence CC)	22	13	11
	77	Keith Williams		6-7	275	SO	Baltimore, Md. (Overlea/Independence CC)	0	0	0
DEFENSE							GP	GS	CS	
LDE	33	Emmanuel Jones		6-4	266	SO*	Cartersville, Ga. (Woodland)	18	5	4
	91	Jan-Phillip Bombek		6-3	255	JR	Hamburg, Germany (Hamburg/Feather River CC)	5	0	0
NT	94	Devin Phillips		6-1	318	FR	Monroe, La. (Neville)	6	6	6
	99	Damion Dickens		6-2	265	JR	Lexington, Miss. (Copiah-Lincoln C.C.)	6	0	0
DT	98	Ellison Hubbard		6-1	285	SO*	Loganville, Ga. (Grayson)	19	6	6
	92	Livingston Paogofie		6-1	269	SO*	Arlington, Texas (Bowie)	17	0	0
RDE	53	Caleb Smith		6-3	255	SR*	Inglewood, Calif. (Santa Monica College)	15	2	2
	42	Arjay Jean		6-4	245	JR**	North Miami Beach, Fla. (St. Thomas Aquinas)	30	11	0
SLB	52	Tre Thomas		6-2	223	SR***	Denver, Colo. (Overland)	45	18	1
	12	Cam'ron Carter		6-1	219	FR	Tucker, Ga. (Tucker)	6	1	0
MLB	55	Josh Watson		6-2	240	SR***	Blue Springs, Mo. (Blue Springs South)	45	29	29
	5	Dequan Jackson		6-1	215	FR	Jacksonville, Fla. (Robert E. Lee)	5	0	0
WLB	13	Trey Sutton		6-0	230	SO	Miami, Fla. (Westminster Christian)	10	2	0
	5	Dequan Jackson		6-1	215	FR	Jacksonville, Fla. (Robert E. Lee)	5	0	0
LCB	19	V.J. Banks		6-0	200	SR	Bryan, Texas (Rice)	42	19	6
	2	Dajon Owens		6-0	185	SO	Los Angeles, Calif. (Long Beach City College)	6	0	0
RCB	4	Rashad Ajayi		5-10	175	FR	Fairburn, Ga. (Langston Hughes)	6	6	6
	14	Anthony Hawkins		5-10	185	JR**	Arlington, Texas (Bowie)	31	15	1
NICK	25	Darius Campbell		5-9	170	SO*	Marrero, La. (John Ehret)	17	3	1
	10	Tywan Francis		5-11	180	FR	New Orleans, La. (Landry-Walker)	6	0	0
S	11	Jordan Fogal		5-10	195	SR*	San Leandro, Calif. (Utah)	30	20	0
	8	Quinn Brinnon		6-0	185	FR	Pleasanton, Calif. (Bishop O'Dowd)	6	0	0
S	7	Jamal Hicks		6-	200	JR**	Gardena, Calif. (Narbonne)	23	12	2
	18	Braylin Scott		6-3	196	JR**	Bakersfield, Calif. (Liberty)	29	12	1
SPECIALISTS							GP	GS	CS	
PR	81	Olabisi Johnson		6-0	203	SR***	Lakewood, Colo. (Bear Creek)	44	22	7
	23	Brenden Fulton		5-10	184	JR*	Greeley, Colo. (Northridge)	12	0	0
KR	14	Anthony Hawkins		5-10	185	JR**	Arlington, Texas (Bowie)	31	15	1
	11	Preston Williams		6-4	210	JR	Lovejoy, Ga. (Tennessee)	18	8	0
LS	86	Ross Reiter		5-10	235	FR	Phoenix, Ariz. (Brophy College Prep)	6	0	0
	85	Trey McBride	OR	6-3	245	FR	Fort Morgan, Colo. (Fort Morgan)	6	3	0
	97	Huck Vollmar		6-3	200	FR	Colorado Springs, Colo. (Air Academy)	0	0	0
H	41	Ryan Stonehouse		5-11	170	SO*	Santa Ana, Calif. (Mater Dei)	18	0	0
	23	Brenden Fulton		5-10	184	JR*	Greeley, Colo. (Northridge)	12	0	0
P	41	Ryan Stonehouse		5-11	170	SO*	Santa Ana, Calif. (Mater Dei)	18	0	0
	67	Joe DeLine		6-0	200	SO	Steamboat Springs, Colo. (Steamboat Springs)	0	0	0
K	96	Wyatt Bryan		6-1	175	SR***	Larkspur, Colo. (Douglas County)	44	0	0
	83	Braxton Davis		6-0	170	SR***	Fort Collins, Colo. (Poudre)	39	0	0

* Letters earned

GP = games played; GS = games started; CS = consecutive starts

COLORADO STATE FOOTBALL



ALPHABETICAL ROSTER -- COLORADO STATE

No.	Name	Pos.	Ht.	Wt.	Yr.	Hometown (Prev. School)
4	Ajayi, Rashad	CB	5-10	175	Fr.	Fairburn, Ga. (Langston Hughes HS)
19	Banks, V.J.	CB	6-0	200	Sr.*	Bryan, Texas (Rice)
73	Bjorklund, Tyler	OL	6-4	300	Sr.	Santa Clarita, Calif. (College of the Canyons)
76	Blasco Jr., John	OL	6-7	324	Fr.*	Tacoma, Wash. (Stadium HS)
28	Boddie, Rashaad	RB	6-1	225	So.*	Sammamish, Wash. (Skyline HS)
91	Bombek, Jan-Phillip	DL	6-3	255	Jr.	Hamburg, Germany (Hamburg HS)
27	Braithwaite, Ryan	S	6-1	185	Fr.	Ashburn, Va. (Broad Run HS)
8	Brinnon, Quinn	S	6-0	185	Fr.	Pleasanton, Calif. (Bishop O'Dowd HS)
64	Brooks, Scott	OL	6-3	296	So.	Moorpark, Calif. (Moorpark HS)
96	Bryan, Wyatt	K	6-1	175	Sr.*	Larkspur, Colo. (Douglas County HS)
16	Butler, Cameron	TE	6-2	238	So.	Columbia, S.C. (Ridge View HS)
25	Campbell, Darius	CB	5-9	170	So.	Marrero, La. (John Ehret HS)
36	Cardenas, Gabe	WR	5-10	187	So.*	Centennial, Colo. (Arizona State)
1	Carta-Samuels, K.J.	QB	6-2	225	Sr.*	Saratoga, Calif. (Washington)
12	Carter, Cam'ron	LB	6-1	219	Fr.	Tucker, Ga. (Tucker HS)
58	Clem, Tanner	LB	6-2	215	Fr.*	Conifer, Colo. (J.K. Mullen HS)
40	Crooks, Kyle	LB	6-1	215	So.*	Castle Rock, Colo. (Douglas County HS)
17	Cumber, Christian	CB	6-0	180	Fr.*	Denver, Colo. (J.K. Mullen HS)
93	Daley, Damion	DL	6-3	310	Fr.	Columbia, S.C. (Ridge View HS)
83	Davis, Braxton	K	6-0	170	Sr.	Fort Collins, Colo. (Poudre HS)
67	DeLine, Joe	K	6-0	200	So.*	Steamboat Springs, Colo. (Steamboat Springs HS)
54	Derrow, Brandon	DE	6-3	243	Fr.	Columbus, Ohio (St. Francis De Sales HS)
99	Dickens, Damion	DE	6-2	265	Jr.	Lexington, Miss. (Holmes County HS)
89	Drachslin, Chandler	WR	6-3	195	Jr.*	Riverside, Calif. (Riverside Polytechnic HS)
13	Erickson, Judd	QB	6-5	219	Fr.*	Highlands Ranch, Colo. (Mountain Vista HS)
66	Firment, Kieran	OL	6-4	315	Fr.*	Oakdale, Pa. (West Allegheny HS)
11	Fogal, Jordan	S	5-10	195	Sr.*	San Leandro, Calif. (Utah)
90	Fox, Jamori	DL	6-1	320	Jr.*	Marietta, Ga. (Ellsworth CC)
10	Francis, Tywan	S	5-11	180	Fr.	New Orleans, La. (Landry-Walker HS)
23	Fulton, Brenden	WR	5-10	184	Jr.*	Greeley, Colo. (Northridge HS)
74	Gaoa, Salofi	OL	6-6	317	Jr.*	Fort Collins, Colo. (Rocky Mountain HS)
34	Giusti, Anthony	LB	6-0	220	Jr.*	Novato, Calif. (City College of San Francisco)
43	Golden, Troy	DE	6-1	213	Fr.	Orlando, Fla. (Olympia HS)
47	Grassi, Anthony	WR	5-8	187	Fr.*	Colorado Springs, Colo. (William J. Palmer HS)
30	Grauberger, Jack	S	6-1	198	So.*	Fort Collins, Colo. (Fort Collins HS)
80	Hall, Nikko	WR	6-0	180	Fr.	Calabasas, Calif. (Calabasas HS)
88	Hammer, Griffin	TE	6-4	234	Fr.*	South Elgin, Ill. (St. Charles North)
49	Harris, Drue	RB	5-11	220	So.*	Fountain, Colo. (Army)
23	Harvey, Mikell	CB	5-8	160	Fr.	Slidell, La. (Northshore HS)
14	Hawkins, Anthony	CB	5-10	192	Jr.	Arlington, Texas (Bowie HS)
35	Hecker, John	S	5-11	193	Jr.	Fort Collins, Colo. (Wheaton College)
7	Hicks, Jamal	S	6-1	200	Jr.	Gardena, Calif. (Narbonne HS)
15	Hill, Collin	QB	6-5	214	So.*	Moore, S.C. (Dorman HS)
62	Householder, Blake	OL	5-11	275	Fr.	Missouri City, Texas (Dulles HS)
98	Hubbard, Ellison	DL	6-1	285	So.	Loganville, Ga. (Grayson HS)
56	Jackson, Ches	OL	6-4	290	Fr.	Tifton, Ga. (Tift County HS)
5	Jackson, Dequan	LB	6-1	215	Fr.	Jacksonville, Fla. (Robert E. Lee HS)
9	Jackson, Warren	WR	6-6	219	So.	Mission Hills, Calif. (Bishop Alemany HS)
42	Jean, Arjay	DE	6-4	245	Jr.	North Miami Beach, Fla. (St. Thomas Aquinas HS)
81	Johnson, Olabisi	WR	6-0	203	Sr.	Lakewood, Colo. (Bear Creek HS)
33	Jones, Emmanuel	DE	6-4	266	So.	Cartersville, Ga. (Woodland HS)
95	King, Richard	DL	6-4	275	Jr.*	Aurora, Colo. (Rangeview HS)
5	Kinsey Jr., Marvin	RB	6-1	206	Jr.	Atlanta, Ga. (Riverwood HS)
78	Knox, Ben	OL	6-6	320	Sr.*	DeLand, Fla. (Independence CC)
65	Lebron, Luis	OL	6-4	335	Fr.*	Jacksonville, Fla. (Sandalwood HS)
31	Lynch, Ryan	WR	6-1	175	Fr.	Louisville, Colo. (Legacy HS)
6	Magee, Malcolm	CB	6-0	185	Fr.	Collins, Miss. (Ocean Springs HS)
26	Maka, Kavapele	S	6-1	185	Sr.*	San Mateo, Calif. (College of San Mateo)
24	Matthews, Izzy	RB	6-0	210	Sr.	Redding, Calif. (Enterprise HS)
97	McBride, Toby	DL	6-3	265	Jr.	Fort Morgan, Colo. (Fort Morgan HS)
85	McBride, Trey	TE	6-3	245	Fr.	Fort Morgan, Colo. (Fort Morgan HS)
60	McCann, Florian	OL	6-3	283	Fr.	Denver, Colo. (Mullen HS)
2	McCoy, Justice	QB	6-1	198	Fr.*	New Orleans, La. (Saint Augustine HS)
44	McDonald, Max	LB	6-1	225	Jr.	Fort Collins, Colo. (Rocky Mountain HS)
32	McElroy, Marcus	RB	5-11	218	So.	Denver, Colo. (J.K. Mullen HS)

NUMERICAL ROSTER

No.	Name	Pos.
1	K.J. Carta-Samuels	QB
2	Justice McCoy	QB
2	Dajon Owens	CB
3	E.J. Scott	WR
4	Rashad Ajayi	CB
5	Dequan Jackson	LB
5	Marvin Kinsey, Jr.	RB
6	Malcolm Magee	CB
7	Jamal Hicks	S
8	Quinn Brinnon	S
9	Warren Jackson	WR
9	Jadon Walker	S
10	Tywan Francis	S
10	J.C. Robles	QB
11	Jordan Fogal	S
11	Preston Williams	WR
12	Cam'ron Carter	LB
12	Patrick O'Brien	QB
13	Judd Erickson	QB
13	Trey Sutton	LB
14	Anthony Hawkins	CB
15	Collin Hill	QB
16	Cameron Butler	TE
17	Christian Cumber	CB
18	Braylin Scott	S
19	V.J. Banks	CB
20	A'Jon Vivens	WR
22	Darius Wise	WR
23	Brenden Fulton	WR
23	Mikell Harvey	CB
24	Izzy Matthews	RB
25	Darius Campbell	CB
26	Kavapele Maka	S
27	Ryan Braithwaite	S
28	Rashaad Boddie	RB
30	Jack Grauberger	S
31	Ryan Lynch	WR
32	Marcus McElroy	RB
33	Emmanuel Jones	DE
34	Anthony Giusti	LB
34	Hunter Williams	RB
35	John Hecker	S
36	Gabe Cardenas	WR
36	Zach Schlager	LB
37	Logan Stewart	CB
38	Adonis Ruffran	S
39	Thomas Pannunzio	WR
40	Kyle Crooks	LB
41	Ryan Stonehouse	P
42	Arjay Jean	DE
43	Troy Golden	DE
44	Max McDonald	LB
45	Nate Ryken	FB
45	Jacob Stanton	LB
46	Adam Prentice	FB
47	Anthony Grassi	WR
49	Drue Harris	RB
49	Brandon Summer	P
50	Corte Tapia	LB
51	Colby Meeks	OL
51	Patrick Moody	LB
52	Tre Thomas	LB
53	Caleb Smith	LB
54	Brandon Derrow	DE
55	Josh Watson	LB

COLORADO STATE FOOTBALL



No.	Name	Pos.	Ht.	Wt.	Yr.	Hometown (Prev. School)	No.	Name	Pos.
51	Meeks, Colby	OL	6-3	310	Sr.	Orlando, Fla. (Dr. Phillips HS)	56	Ches Jackson	OL
51	Moody, Patrick	LB	6-1	220	So.	Vero Beach, Fla. (Vero Beach Senior HS)	56	Rushton Roberts	LB
12	O'Brien, Patrick	QB	6-5	244	So.*	San Juan Capistrano, Calif. (Nebraska)	57	Kavesz Sherard	OL
2	Owens, Dajon	CB	6-0	185	So.	Los Angeles, Calif. (Long Beach City College)	58	Tanner Clem	LB
82	Pannunzio, Isiah	TE	6-2	235	So.*	Pueblo, Colo. (Pueblo South HS)	58	T.J. Roundtree	OL
39	Pannunzio, Thomas	WR	5-8	160	Fr.	Aurora, Colo. (Pueblo South HS)	60	Florian McCann	OL
92	Paogofie, Livingston	DL	6-1	269	So.	Arlington, Texas (Bowie HS)	62	Blake Householder	OL
94	Phillips, Devin	DL	6-1	318	Fr.	Monroe, La. (Neville HS)	64	Scott Brooks	OL
70	Phillips, Joctavis	OL	6-4	329	So.	West Monroe, La. (Neville HS)	65	Luis Lebron	OL
46	Prentice, Adam	FB	6-0	236	Jr.*	Fresno, Calif. (Clovis HS)	66	Kieran Firment	OL
86	Reiter, Ross	LS	5-10	235	Fr.	Phoenix, Ariz. (Brophy College Prep)	67	Joe DeLine	K
56	Roberts, Rushton	LB	6-4	220	Fr.	Jacksonville, Fla. (The Bolles School)	69	Barry Wesley	OL
10	Robles, J.C.	QB	6-5	215	Jr.*	Visalia, Calif. (El Diamante HS)	70	Joctavis Phillips	OL
58	Roundtree, T.J.	OL	6-6	332	Sr.*	Gainesville, Fla. (Louisville)	71	Jeff Taylor	OL
38	Rufran, Adonis	S	5-8	175	Fr.*	Colorado Springs, Colo. (William J. Palmer HS)	73	Tyler Bjorklund	OL
45	Ryken, Nate	FB	6-1	235	Sr.*	Berthoud, Colo. (Berthoud HS)	74	Salofi Gaoa	OL
87	Sayre, Ryan	WR	6-2	200	So.*	Castle Rock, Colo. (Douglas County HS)	76	John Blasco, Jr.	OL
36	Schlager, Zach	LB	6-0	211	Fr.	McCook, Neb. (McCook HS)	77	Keith Williams	OL
18	Scott, Braylin	DB	6-3	196	Jr.*	Bakersfield, Calif. (Liberty HS)	78	Ben Knox	OL
3	Scott, E.J.	WR	6-1	192	Fr.*	Powder Springs, Ga. (McEachern HS)	80	Nikko Hall	WR
86	Shapiro, Maxx	TE	6-1	220	So.	Claremont, Calif. (Claremont HS)	81	Olabisi Johnson	WR
57	Sherard, Kavesz	OL	6-4	280	Fr.	Anderson, S.C. (T.L. Hanna HS)	82	Isiah Pannunzio	TE
53	Smith, Caleb	LB	6-3	255	Sr.*	Inglewood, Calif. (Santa Monica HS)	83	Braxton Davis	K
45	Stanton, Jacob	LB	6-1	225	Fr.	Thornton, Colo. (Chaparral HS)	84	Gary Williams	TE
37	Stewart, Logan	CB	6-1	195	So.*	Loveland, Colo. (Iowa City C.C.)	85	Trey McBride	TE
41	Stonehouse, Ryan	P	5-11	170	So.	Santa Ana, Calif. (Mater Dei HS)	86	Ross Reiter	LS
49	Summer, Brandon	P	6-0	215	Sr.*	Pueblo, Colo. (Pueblo West HS/Santa Monica JC)	86	Maxx Shapiro	TE
13	Sutton, Trey	LB	6-0	230	So.*	Miami, Fla. (Westminster Christian HS)	87	Ryan Sayre	WR
50	Tapia, Corte	LB	6-2	235	Fr.*	Windsor, Colo. (Windsor HS)	88	Griffin Hammer	TE
71	Taylor, Jeff	OL	6-1	305	Jr.	Jonesboro, Ga. (Jonesboro HS)	89	Chandler Drachslin	WR
90	Terry, Jonathan	K	6-1	175	Fr.	Castle Rock, Colo. (Castle View HS)	90	Jamori Fox	DL
52	Thomas, Tre	LB	6-2	223	Sr.*	Denver, Colo. (Overland HS)	90	Jonthan Terry	K
20	Vivens, A'Jon	WR	5-11	190	Fr.	Denver, Colo. (Mullen HS)	91	Jan-Phillip Bombek	DL
97	Vollmar, Huck	LS	6-3	200	Fr.	Colorado Springs, Colo. (Air Academy HS)	92	Livingston Paogofie	DL
9	Walker, Jadon	S	6-0	193	So.	Lithia Springs, Ga. (Chapel Hills HS)	93	Damion Daley	DL
55	Watson, Josh	LB	6-2	240	Sr.*	Blue Springs, Mo. (Blue Springs South HS)	93	Caleb Wickstrom	K
69	Wesley, Barry	OL	6-6	310	Fr.*	Morrison, Colo. (Bear Creek HS)	94	Devin Phillips	DL
93	Wickstrom, Caleb	K	6-2	170	So.	Fort Collins, Colo. (Heritage Christian HS)	95	Richard King	DL
84	Williams, Gary	TE	6-2	237	Fr.	Charlotte, N.C. (Zebulon B. Vance HS)	96	Wyatt Bryan	K
34	Williams, Hunter	RB	5-7	175	Fr.	Frisco, Texas (Frisco Centennial HS)	97	Toby McBride	DL
77	Williams, Keith	OL	6-7	275	So.*	Baltimore, Md. (Independence CC)	97	Huck Vollmar	LS
11	Williams, Preston	WR	6-4	210	Jr.*	Lovejoy, Ga. (Tennessee)	98	Ellison Hubbard	DL
22	Wise, Darius	WR	5-9	170	So.	Midland, Pa. (Beaver Area HS)	99	Damion Dickens	DE

* Indicates player has utilized a redshirt season

Coaching Staff

Mike Bobo - Head Coach

Ronnie Letson - Assistant Head Coach/Quarterbacks

Dave Johnson - Offensive Coordinator/Offensive Line

John Jancek - Defensive Coordinator

Chase Gibson - Special Teams Coordinator/Linebackers

Bryan Applewhite - Running Backs/Recruiting Coordinator

Joe Cox - Tight Ends

Keith Gilmore - Defensive Line

George Helow - Safeties

Eric Lewis - Cornerbacks

Alvis Whitted - Wide Receivers

Ryan Davis - Head Football Strength & Conditioning

Ben Larson - Special Teams Analyst

Ben Robertson - Defensive Quality Control

Ricky Santo - Offensive Quality Control

Fred Zerblis - Offensive Quality Control

Trent Matthews - Defensive Graduate Assistant

Nolan Peralta - Offensive Graduate Assistant

Ahmed Saleh - Defensive Graduate Assistant

Trent Matthews - Defensive Graduate Assistant

Tom Ehlers - Director of Football Operations

Marcie Johnston - Director of Football Administration

Anthony Hill - Director of Player Development & Community/Alumni Relations

David Stenklyft - Director of Player Personnel

Kelsea Winkle - Director of Recruiting

STAFF IN THE BOOTH: Ronnie Letson (Asst. Head Coach, QBs), **Joe Cox** (TEs), **Eric Lewis** (CBs), **Nolan Peralta** (Offensive GA), **Ahmed Saleh** (Defensive GA), **Ben Robertson** (Defensive QC).