

2019 NEW MEXICO BASEBALL

GAME NOTES

DANIEL GALLEGOS | ASSISTANT DIRECTOR OF ATHLETIC COMMUNICATIONS | DMGALLEGOS@UNM.EDU | CELL: 501-442-2930

MW CHAMPION '00, '11, '12, '13, '14, '17 | MW TOURNAMENT CHAMPION '11, '12, '16

2019 | SCHEDULE AND RESULTS

Overall Record: 12-12
MW Record:.....4-5
Home Record:.....8-7
Road Record:2-3
Neutral Record:2-2
Streak:.....L1

Date	Opponent	Location	Time/Result
2/15	! No. 8 Oregon State	Surprise, Ariz.	L, 5-6
2/16	! No. 24 Minnesota	Surprise, Ariz.	W, 11-1
2/17	! Gonzaga	Surprise, Ariz.	W, 6-4
2/18	! No. 7 Oregon State	Surprise, Ariz.	L, 0-5
2/23	Niagara	Santa Ana Star Field	L, 3-5
2/23	Niagara	Santa Ana Star Field	W, 5-3
2/24	Niagara	Santa Ana Star Field	W, 13-3 (7)
2/24	Niagara	Santa Ana Star Field	W, 7-4
2/27	Arizona	Tucson, Ariz.	W, 5-4
3/1	*San Jose State	Santa Ana Star Field	W, 14-2
3/2	*San Jose State	Santa Ana Star Field	W, 7-6
3/3	*San Jose State	Santa Ana Star Field	L, 18-22
3/8	Cal State Fullerton	Santa Ana Star Field	W, 6-4
3/9	Cal State Fullerton	Santa Ana Star Field	W, 18-11
3/10	Cal State Fullerton	Santa Ana Star Field	L, 7-13
3/15	*Nevada	Reno, Nev.	L, 3-5
3/16	*Nevada	Reno, Nev.	W, 9-3
3/17	*Nevada	Reno, Nev.	L, 4-6
3/19	No. 25 Oklahoma	Santa Ana Star Field	L, 1-8
3/20	No. 25 Oklahoma	Santa Ana Star Field	L, 4-8
3/22	*San Diego State	Santa Ana Star Field	L, 2-4
3/23	*San Diego State	Santa Ana Star Field	L, 3-19
3/24	*San Diego State	Santa Ana Star Field	W, 13-4
3/26	New Mexico State	Las Cruces, N.M.	L, 5-13
3/29	*UNLV	Las Vegas, Nev.	7 p.m.
3/30	*UNLV	Las Vegas, Nev.	7 p.m.
3/31	*UNLV	Las Vegas, Nev.	2 p.m.
4/2	Texas Tech	Santa Ana Star Field	6 p.m.
4/3	Texas Tech	Santa Ana Star Field	1 p.m.
4/5	*San Jose State	San Jose, Calif.	7 p.m.
4/6	*San Jose State	San Jose, Calif.	3 p.m.
4/7	*San Jose State	San Jose, Calif.	1 p.m.
4/8	California	Berkley, Calif.	7 p.m.
4/12	*Nevada	Santa Ana Star Field	6 p.m.
4/13	*Nevada	Santa Ana Star Field	2 p.m.
4/14	*Nevada	Santa Ana Star Field	Noon
4/16	New Mexico State	Santa Ana Star Field	6 p.m.
4/18	UC Riverside	Santa Ana Star Field	6 p.m.
4/19	UC Riverside	Santa Ana Star Field	6 p.m.
4/20	UC Riverside	Santa Ana Star Field	Noon
4/23	Texas Tech	Lubbock, Texas	5:30 p.m.
4/24	Texas Tech	Lubbock, Texas	1 p.m.
4/26	*Fresno State	Fresno, Calif.	7 p.m.
4/27	*Fresno State	Fresno, Calif.	7 p.m.
4/28	*Fresno State	Fresno, Calif.	2 p.m.
4/30	Grand Canyon	Santa Ana Star Field	6 p.m.
5/1	Grand Canyon	Santa Ana Star Field	1 p.m.
5/3	*Air Force	Santa Ana Star Field	6 p.m.
5/4	*Air Force	Santa Ana Star Field	2 p.m.
5/5	*Air Force	Santa Ana Star Field	Noon
5/10	*UNLV	Santa Ana Star Field	6 p.m.
5/11	*UNLV	Santa Ana Star Field	2 p.m.
5/12	*UNLV	Santa Ana Star Field	Noon
5/16	*San Diego State	San Diego, Calif.	7 p.m.
5/17	*San Diego State	San Diego, Calif.	7 p.m.
5/18	*San Diego State	San Diego, Calif.	2 p.m.

Mountain West Tournament			
5/23-26	MW Tournament	Reno, Nev.	TBD
NCAA Regionals			
5/31-6/1	Regionals	TBD	TBD
NCAA Super Regionals			
6/7-10	Super Regionals	TBD	TBD
NCAA College World Series			
6/15-26	College World Series	Omaha, Neb.	TBD

* - Mountain West game ! - College Baseball Classic
Bold - home game at Santa Ana Star Field

Game dates & times are Mountain time and subject to change

THE SLATE



NEW MEXICO
LOBOS

Record (MW)
12-12 (4-5 MW)

Head Coach.....Ray Birmingham
 Alma Mater, Yr.....New Mexico St., 1978
 Record at UNM.....373-296-3 (12th year)
 Career Record..1,191-624-5 (32nd year)



Game Information
 Game Number:.....25-27
 Dates:.....3/29-31
 Location:.....Las Vegas, Nev.
 Venue:.....Earl E. Wilson Stadium

Series History
 Overall:.....81-89
 On the Road:.....38-65
 Current Streak:.....L1
 First Meeting:.....3/3/78
 Last Meeting:.....4/22/18

Broadcast Information
 Radio:.....N/A
 Play-By-Play:.....N/A
 Analyst:.....N/A
 Live Stream:.....Mountain West Network
 Live Stats:.....GoLobos.com



UNLV
Rebels

Record (MW)
16-11 (4-5 MW)

Head Coach.....Stan Stolte
 Alma Mater, Yr.....St. Ambrose, 1984
 Record at UNLV.....95-103 (4th year)
 Career Record.....Same

LEADING OFF

A huge weekend awaits the University of New Mexico baseball team as they are on the road at UNLV for a three-game set. Both the Lobos and Rebels will enter the weekend tied for fourth in the Mountain West at 4-5 in league play

The Lobos are also looking to get back moving in a positive direction as they dropped eight of their last 10. In the other dugout, the Rebels are 16-11 overall and have won five of six.

A year ago, the Lobos and Rebels met for just one series. UNM took the first two games to claim the series, but the Rebels won the finale to stave off the sweep.

This series figures to get off to a great start considering the Friday night pitching matchup. The Lobos

will send usual Friday night starter Justin Slaten to the mound, while the Rebels will counter with junior right-hander Cameron Jabara. Slaten and Jabara have combined to post a 2.13 ERA. In 80.2 innings pitched, the two right-handers have combined to strikeout 78 batters.

PROBABLE PITCHING MATCHUPS

UNLV (3/29/19)			
RHP Justin Slaten (Jr.) (2-2, 2.65 ERA, 37.1 IP, 43 K)	vs.	RHP Cameron Jabara (Jr.) (1-1, 1.66 ERA, 43.1 IP, 35 K)	
UNLV (3/30/19)			
RHP Nathaniel Garley (Jr.) (4-1, 3.53 ERA, 35.2 IP, 23 K)	vs.	RHP Ryan Hare (RsJr.) (3-2, 3.91 ERA, 23.0 IP, 23 K)	
UNLV (3/31/19)			
RHP Drew Gillespie (Jr.) (0-2, 9.64 ERA, 23.1 IP, 9 K)	vs.	RHP Chase Maddux (RsJr.) (1-1, 3.98 ERA, 31.2 IP, 18 K)	



UNIVERSITY OF NEW MEXICO

2019 BASEBALL



UNIVERSITY OF NEW MEXICO

Location Albuquerque, N.M.
Founded 1889 by Territorial Legislature
Enrollment 25,015
Nickname Lobos
Colors Cherry (PMS 200) & Silver (PMS Cool Gray 6)
Conference Mountain West Conference
National Affiliation NCAA Division I
President Dr. Garnett Stokes
Director of Athletics Eddie Nuñez
Faculty Representative Amy Neel

FACILITY INFORMATION

Home Field Santa Ana Star Field
Capacity 1,000
Dimensions 338 (LF); 420 (CF); 338 (RF)
 408 (LC); 408 (RC)

PROGRAM HISTORY

First Season 1899
Overall Record 1,841-1,659-16 (.526)
Overall Mountain West Record 310-220-1 (.587)
Years in NCAA Postseason .. 6 (1962, 2010, '11, '12, '13, '16)
Conference Titles 7 (1962, 2000, '11, '12, '13, '14, '17)
Conference Tournament Titles 3 (2011, '12, '16)

TEAM INFORMATION

2018 Overall Record 20-33-1
2018 Mountain West Record (Finish) 11-19-0 (7th)
2018 Home Record 11-14-1
2018 Away Record 6-16-0
2018 Neutral Record 3-3-0
2019 Starters Returning / Lost 7 / 3
2019 Pitchers Returning / Lost 7 / 5
2019 Letterwinners Returning / Lost 18 / 13
2019 Newcomers 22

COACHING STAFF

Head Coach **Ray Birmingham**
 Phone (505) 925-5720
 Email RayBirm@unm.edu
 Years at UNM 12th season
 Record at UNM 373-296-3 (11 yrs.)
 Four-year Institution Record 406-369-3 (12 yrs.)
 Overall Record 1,191-625-5 (31 yrs.)
Pitching Coach **Brandon Higelin**
 Phone (505) 925-5720
 Email bhigelin@unm.edu
 Years at UNM 1st season
Asst. Coach/Recruiting Coordinator **Jon Coyne**
 Phone (505) 925-5720
 Email coynej@unm.edu
 Years at UNM 1st season
Volunteer Assistant Coach **Nate Causey**
 Years at UNM 1st season
Director of Operations **Jon Bentley**
Graduate Manager **Dante Mileta**
Athletic Trainer **Robert Rimorin**

MULTIMEDIA INFORMATION

Athletics Website www.GoLobos.com
Main University Web Site www.unm.edu
Conference Web Site www.TheMW.com
Facebook www.facebook.com/NewMexicoLobos
Twitter @UNMLobos
Baseball Twitter & Instagram @UNMLoboBaseball
Baseball Facebook /UNMLobosBaseball

MEDIA RELATIONS

Baseball Contact Daniel Gallegos
Cell Phone (Preferred) 501-442-2930
Email dmgallegos@unm.edu
Address:

Department of Athletics
 Colleen J. Maloof Administration Building
 MSC04 2680
 1 University of New Mexico
 Albuquerque, NM 87131-0001



» Six Mountain West Regular Season Championships «
 » 2000, 2011, 2012, 2013, 2014, 2017 «
 » Three Mountain West Tournament Championships «
 » 2011, 2012, 2016 «
 » Six NCAA Regional Appearances «
 » 1962, 2010, 2011, 2012, 2013, 2016 «



UNIVERSITY OF NEW MEXICO 2019 BASEBALL



THE WEEK AHEAD

MONDAY	TUESDAY	WEDNESDAY	THURSDAY	FRIDAY	SATURDAY	SUNDAY
25	26	27	28	29	30	31
	 at New Mexico St. 6 p.m. Presley Askew Field Las Cruces, N.M.			 at UNLV 7 p.m. Earl E. Wilson Stadium Las Vegas, Nev.	 at UNLV 7 p.m. Earl E. Wilson Stadium Las Vegas, Nev.	 at UNLV 2 p.m. Earl E. Wilson Stadium Las Vegas, Nev.

MW STANDINGS

2019 Standings (as of 3-28-19)

Team	MW	Pct.	Overall	Pct.	Streak
San José State	8-4	.667	14-11	.560	L2
San Diego State	4-3	.571	14-10	.583	L1
Air Force	2-2	.500	10-11	.476	W1
UNLV	4-5	.444	16-11	.593	W2
Nevada	4-5	.444	13-11	.542	L1
NEW MEXICO	4-5	.444	12-12	.500	L1
Fresno State	2-4	.333	11-7	.611	W1

The Conference Slate

Tuesday, March 26

San Jose State at Michigan | 4 p.m. (ET)

San Francisco at Nevada | 2 p.m. (PT)

NEW MEXICO AT NEW MEXICO STATE | 6 P.M. (MT)

UC Riverside at UNLV | 6 p.m. (PT)

Air Force at Pacific | 6 p.m. (PT)

Wednesday, March 27

San Jose State at Michigan | 4 p.m. (ET)

UC Riverside at UNLV | 2 p.m. (PT)

Grand Canyon at Nevada | 3 p.m. (PT)

Air Force at Pacific | 3:30 p.m. (PT)

Fresno State at CSU Bakersfield | 6 p.m. (PT)

Friday, March 29

San Jose State at Northwestern | 3 p.m. (CT)

Air Force at Nevada | 6 p.m. (PT)

Fresno State at San Diego State | 6 p.m. (PT)

NEW MEXICO AT UNLV | 6 P.M. (PT)

Saturday, March 30

San Jose State at Northwestern | 2 p.m. (CT)

Air Force at Nevada | 6 p.m. (PT)

Fresno State at San Diego State | 6 p.m. 6 p.m. (PT)

NEW MEXICO AT UNLV | 6 P.M. (PT)

Sunday, March 31

San Jose State at Northwestern | Noon (CT)

Air Force at Nevada | 1 p.m. (PT)

Fresno State at San Diego State | 1 p.m. (PT)

NEW MEXICO AT UNLV | 1 P.M. (PT)



HOW NM STACKS UP IN THE MW

Team Rankings (as of 3-28-19)

Category	Stat	Rank
Batting Average	.303	1st
Slugging Percentage	.442	1st
On-Base Percentage	.386	2nd
Runs Scored	171	1st
Hits	253	2nd
Runs Batted In	157	T-1st
Doubles	52	2nd
Triples	11	1st
Home Runs	14	T-3rd
Total Bases	369	2nd
Earned Run Average	6.07	7th
Opponent Batting Average	.307	7th
Innings Pitched	209.0	5th
Batters Struck Out	168	4th
Saves	6	T-4th
Hits Allowed	256	6th
Runs Allowed	163	7th
Earned Runs Allowed	141	7th
Fielding Percentage	.969	5th
Errors	28	T-3rd
Fielding Double Plays	27	3rd

Individual Rankings (as of 3-28-19)

Category	Player	Stat	Rank
Batting Avg.	Jared Mang	.379	4th
Slugging %	Jared Mang	.695	1st
On-Base %	Jared Mang	.456	7th
Runs Scored	Jared Mang	28	T-1st
Hits	Jared Mang	36	T-4th
Runs Batted In	Jared Mang	33	1st
Doubles	Jared Mang	15	1st
Triples	J. Mang / C. Mang	3	T-1st
Home Runs	Jeff Deimling	4	5th
Total Bases	Jared Mang	66	1st
Earned Run Avg.	Justin Slaten	2.65	7th
Opp. Batting Avg.	Justin Slaten	.218	6th
Innings Pitched	Justin Slaten	37.1	2nd
Batters Struck Out	Justin Slaten	43	2nd
Wins	Nathaniel Garley	4	T-1st
Saves	Malachi Emond	5	3rd

2019 MW PLAYERS OF THE WEEK

Week 1 HITTER: JARED MANG (UNLV) PITCHER: NATHANIEL GARLEY (UNLV)	2/18/19	Week 6 Hitter: Jack-Thomas Wold (UNLV) Pitcher: Ryan Hare (UNLV)	3/25/19	Week 11 Hitter: Pitcher:
Week 2 Hitter: Nic Ready (AF) Pitcher: Ryan Anderson (NEV)	2/25/19	Week 7 Hitter: Pitcher:	Week 12 Hitter: Pitcher:	
Week 3 HITTER: HAYDEN SCHILLING (UNLV) Pitcher: Ryan Hare (UNLV)	3/4/19	Week 8 Hitter: Pitcher:	Week 13 Hitter: Pitcher:	
Week 4 HITTER: JEFF DEIMLING (UNLV) Pitcher: Andrew Mitchell (SJSU)	3/11/19	Week 9 Hitter: Pitcher:	Week 14 Hitter: Pitcher:	
Week 5 Hitter: Casey Schmitt (SDSU) Pitcher: Fneas Del Bonta-Smith (SJSU)	3/18/19	Week 10 Hitter: Pitcher:	Week 15 Hitter: Pitcher:	



UNIVERSITY OF NEW MEXICO

2019 BASEBALL



INSIDE THE TEAM MATCHUPS

General

New Mexico	UNLV
12-12 (4-5) Record	16-11 (4-5)

Hitting

.303 Batting Avg.	298
171 Runs	170
52 2Bs	54
11 3Bs	7
14 HRs	16
157 RBIs	157
.442 SLG%	.417
.386 On-Base%	.378
9 Sacrifice Flies	12
9 Sacrifice Hits	8
29-35 SB-SBA	15-21

Defense

627 Putouts	735
250 Assists	303
28 Errors	30
.969 FLD%	.972

Pitching

6.07 ERA	4.81
0 Complete Games	1
0 / 0 Shutouts/Combined SO	0 / 0
6 Saves	10
209.0 Innings Pitched	245.0
256 Hits Allowed	266
163 Runs Allowed	153
141 Earned Runs Allowed	131
107 Walks	94
168 Strikeouts	196
46 2Bs Allowed	48
8 3Bs Allowed	15
10 HRs Allowed	28
.307 Batting Avg. Against	.279

LOBOS RECORD WHEN...

	Overall	In MW
Overall	12-12	4-5
At home	8-7	3-3
On the road	2-3	1-2
At neutral sites	2-2	--
vs. ranked opponents	1-4	--
Day games	8-10	3-4
Night games	4-2	1-1
vs. Left starter	2-2	1-2
vs. Right starter	10-10	3-3
1-Run games	2-1	1-0
2-Run games	3-5	0-3
5+Run games	6-5	3-1
Extra Innings	0-0	0-0
Shutouts	0-1	0-0
On Sunday	4-3	1-2
On Monday	0-1	--
On Tuesday	0-2	--
On Wednesday	1-1	--
On Thursday	0-0	--
On Friday	2-3	1-2
On Saturday	5-2	2-1
In February	6-3	--
In March	4-9	4-5
In April	0-0	--
In May	0-0	--
In June	0-0	--

Scoring

Scoring 0-2 Runs	0-3	0-1
Scoring 3-5 Runs	2-6	2-2
Scoring 6-9 Runs	5-2	2-0
Scoring 10+ Runs	5-1	1-1
Opponent Scores 0-2 Runs	2-0	1-0
Opponent Scores 3-5 Runs	8-4	2-2
Opponent Scores 6-9 Runs	1-4	1-1
Opponent Scores 10+ Runs	1-4	0-2
Scored In First Inning	7-2	1-1
Opponent Scored in First Inning	4-6	1-1
Scored First	7-3	2-1
Opponent Scored First	5-9	2-4

Leading | Trailing

Leading After 6	11-2	4-0
Trailing After 6	1-9	0-5
Tied After 6	0-1	0-0
Leading After 7	9-2	3-0
Trailing After 7	1-10	0-5
Tied After 7	1-0	1-0
Leading After 8	9-1	3-0
Trailing After 8	2-11	1-5
Tied After 8	0-0	0-0

Home Runs

Hit 0 Home Runs	7-7	3-3
Hit 1 Home Run	3-4	0-1
Hit 2+ Home Runs	2-1	1-1
Opponent Hit 0 Home Runs	12-5	4-1
Opponent Hit 1 Home Run	0-5	0-2
Opponent Hit 2+ Home Runs	0-2	0-2

Errors

Made 0 Errors	5-4	1-1
Made 1 Error	3-3	1-3
Made 2+ Errors	4-5	2-1
Opponent Made 0 Errors	2-5	0-2
Opponent Made 1 Error	4-5	2-1
Opponent Made 2+ Errors	6-2	2-2

Hit | Out-Hit

Out-Hit Opponent	9-3	3-1
Out-Hit by Opponent	2-	1-3
Hits are Tied	1-1	0-1



UNIVERSITY OF NEW MEXICO

2019 BASEBALL



NATIONAL RANKINGS

Baseball America

as of 3-25-19

#	School	Record	LW
1	UCLA	17-4	1
2	Mississippi State	22-3	2
3	Stanford	15-3	3
4	Vanderbilt	19-5	5
5	North Carolina State	23-1	6
6	Georgia	21-3	11
7	Texas	17-10	4
8	Oregon State	16-4-1	7
9	North Carolina	18-7	8
10	Arkansas	20-4	15
11	Texas Tech	15-6	13
12	Texas A&M	21-5	17
13	East Carolina	18-6	14
14	Arizona State	22-1	20
15	Florida	16-10	9
16	Louisville	18-6	10
17	Louisiana State	17-7	12
18	Auburn	20-4	16
19	UC Irvine	15-4	22
20	Coastal Carolina	18-5-1	19
21	Florida State	17-6	21
22	Mississippi	17-8	18
23	Texas Christian	15-7	NR
24	Clemson	18-6	25
25	Oklahoma	21-4	NR

D1Baseball

as of 3-25-19

#	School	Record	LW
1	UCLA	17-4	1
2	Mississippi State	22-3	2
3	Stanford	15-3	3
4	Georgia	21-3	5
5	NC State	23-1	6
6	Vanderbilt	19-5	8
7	Oregon State	16-4-1	7
8	Arkansas	20-4	11
9	Arizona State	22-1	15
10	Texas A&M	21-5	13
11	Louisville	18-6	4
12	Coastal Carolina	18-5-1	17
13	Texas	17-10	9
14	East Carolina	18-6	20
15	Auburn	20-4	12
16	North Carolina	18-7	16
17	LSU	17-7	10
18	Texas Tech	15-6	19
19	TCU	15-7	22
20	Florida State	17-6	21
21	UC Irvine	15-4	23
22	Oklahoma	21-4	25
23	Florida	16-10	14
24	Ole Miss	17-8	18
25	Illinois	17-4	NR

Perfect Game

as of 3-25-19

#	School	Record	LW
1	UCLA	17-4	1
2	Mississippi State	22-3	2
3	Stanford	15-3	3
4	Oregon State	16-4-1	4
5	Vanderbilt	19-5	6
6	NC State	23-1	8
7	Georgia	21-3	12
8	Arkansas	20-4	10
9	North Carolina	18-7	9
10	Auburn	20-4	7
11	Texas A&M	21-5	17
12	Louisville	18-6	5
13	East Carolina	18-6	16
14	Texas	17-10	1
15	Texas Tech	15-6	18
16	Louisiana State	17-7	14
17	Arizona State	22-1	21
18	Coastal Carolina	18-5-1	19
19	Texas Christian	15-7	20
20	Florida	16-10	13
21	Mississippi	17-8	15
22	Florida State	17-6	22
23	UC Irvine	15-4	23
24	Connecticut	13-8	24
25	Oklahoma	21-4	25

USA Today/ESPN

as of 3-25-19

#	School	Record	LW
1	UCLA	17-4	1
2	Mississippi State	22-3	4
3	Stanford	15-3	2
4	North Carolina State	23-1	5
5	Vanderbilt	19-5	6
6	Georgia	21-3	8
7	Oregon State	16-4-1	2
8	Arkansas	20-4	9
9	Arizona State	22-1	10
10	Louisville	18-6	7
11	Texas A&M	21-5	18
12	Auburn	20-4	12
13	Texas Tech	15-6	17
14	Coastal Carolina	18-5-1	16
15	Louisiana State	17-7	11
16	Texas	17-10	15
17	North Carolina	18-7	13
18	East Carolina	18-6	21
19	Oklahoma	21-4	25
20	Texas Christian	15-7	NR
21	Florida State	17-6	19
22	Mississippi	17-8	20
23	Tennessee	20-5	22
24	Florida	16-10	14
25	UC Irvine	15-4	NR

Collegiate Baseball

as of 3-25-19

#	School	Record	LW
1.	N.C. State	23-1	1
2.	UCLA	17-4	3
3.	Arizona St.	22-1	5
4.	Mississippi St.	22-3	2
5.	Vanderbilt	19-5	6
6.	Stanford	15-3	8
7.	Oregon St.	16-4-1	4
8.	Georgia	21-3	9
9.	Arkansas	20-4	10
10.	Coastal Carolina	18-5-1	11
11.	Texas A&M	21-5	19
12.	Louisiana St.	17-7	7
13.	Auburn	20-4	12
14.	Texas Tech	15-5	18
15.	Clemson	18-6	20
16.	East Carolina	18-6	21
17.	U.C. Santa Barbara	17-3	22
18.	U.C. Irvine	15-4	24
19.	Florida	16-10	13
20.	Florida St.	17-6	14
21.	Louisville	18-6	15
22.	North Carolina	18-7	16
23.	Illinois	17-4	21
24.	Oklahoma	21-4	25
25.	Baylor	16-6	26
26.	Washington	14-5	—
27.	Southern Mississippi	15-6	—
28.	Texas Christian	15-7	—
29.	Georgia Tech.	16-8	—
30.	San Diego	17-7	27

NCBWA

as of 3-25-19

#	School	Record	LW
1	UCLA	17-4	1
2	Stanford	15-3	3
3	Mississippi State	22-3	2
4	Vanderbilt	19-5	5
5	Georgia	21-3	6
6	NC State	23-1	10
7	Oregon State	16-4-1	4
8	Arkansas	20-4	8
9	Arizona State	22-1	12
10	Louisville	18-6	13
10	Texas Tech	15-6	7
12	Texas A&M	21-5	19
13	Auburn	20-4	14
14	LSU	17-7	9
15	North Carolina	18-7	15
16	Coastal Carolina	18-5-1	18
17	Texas	17-10	11
18	East Carolina	18-6	21
19	Florida State	17-6	17
20	UC Irvine	15-4	23
21	TCU	15-7	24
22	Florida	16-10	16
23	Oklahoma	21-4	NR
24	Clemson	18-6	25
25	Ole Miss	17-8	20



UNIVERSITY OF NEW MEXICO

2019 BASEBALL



LAST TIME IT HAPPENED

HITTING (Individual)

Grand slam:Carl Stajduhar vs. San Diego St., 5/26/17
Hit for the cycle: Danny Collier vs. Air Force., 3/24/18
Five hits: Jack Zoellner vs. Air Force 5/6/17
Six hits: Carl Stajduhar vs. Fresno St., 4/9/16
Eight at bats: Josh Mader vs. Air Force, 5/2/03
Four runs: Jared Mang vs. San Diego St., 3/24/19
Five runs: Carl Stajduhar at UNLV, 3/24/17
Six runs:Justin Howard vs. Coppin St., 4/18/10*
Five RBI:Jared Mang vs. Niagara, 2/24/19
Six RBI:Jeff Deimling vs. San Jose St., 3/3/19
Seven RBI:Carl Stajduhar vs. Texas Tech 4/26/17
Eight RBI:DJ Peterson at No. 21 UNLV, 3/17/13
10 RBI: Brian Cavazos-Galvez vs. Air Force, 4/12/08*#
Three doubles: Danny Collier vs. Air Force, 5/7/17
Four doubles:Reece Weber vs. San José St., 5/10/15
Four extra-base hits:Reece Weber vs. San José St., 5/10/15
Two triples: Chris Dunn vs. Central Michigan, 2/24/18
Back-to-back-to-back triples:Mike Brownstein, Dane Hamilton,
..... Brian Cavazos-Galvez vs. TAMU-CC (Game 2), 2/21/09
Inside-the-Park home run:DJ Peterson vs. TCU, 5/20/11
Walk-off home run: Danny Collier vs. Air Force, 3/24/18
Two home runs:Jeff Deimling vs. San Jose St., 3/3/19
Three home runs: Carl Stajduhar vs. Air Force, 5/6/17
Four home runs: Brian Cavazos-Galvez vs. Air Force, 4/12/08*#
Two home runs in one inning:Josh Mader at Utah, 4/8/04
Two+ players with multi-homers:Brian Cavazos-Galvez (4),
..... Kevin Atkinson (2) vs. Air Force, 4/12/08
Back-to-back homers: ... Chris Dunn, Derek Marshall at Fresno State, 3/9/18
Back-to-back-to-back homers: Daniel Stovall, Matt Hibbitts,
..... Ian Hollick vs. Hawaii-Hilo, 4/28/07
Multiple back-to-back homers in same game: (2), Joe Salas,
..... Daniel Stovall, vs. Air Force, 5/16/04
Homered in three straight games:Jeff Deimling vs. SJSU/CSF, 3/3-9/19
Three + sacrifice bunts in a game:3, Jared Holley, 4/20/13
Four strikeouts: Phillip Sikes at San Jose St., 4/29/18
Three HBP: Jared Holley vs. LaSalle, 3/5/13
Three stolen bases: Luke Campbell at UNLV, 3/16/13
Four Walks: Luis Gonzalez vs. Air Force, 5/5/17
Five Walks: DJ Peterson vs. UC Riverside, 3/9/13*

PITCHING (Individual)

No-hitter (7-inning game):Mike Connell vs. N.M. Highlands, 3/24/77
No-hitter (9-inning game):Jim Kremmel vs. Arizona, 4/17/70
One-hitter: Tyler Stevens vs. Air Force, 4/12/15
Complete game: Cody Dye vs. UNLV, 4/21/18
Complete-game shutout: Colton Thomson vs. Nevada, 5/26/16
10+ strikeouts:10, Justin Slaten vs. Niagara, 2/23/19
15+ strikeouts:15, Bob McAulay vs. UTEP, 5/13/66
No walks (complete game):3/25/16 at San Diego St.
..... (Carson Schneider, 34 batters faced)

Scouting UNLV

UNLV enters play this weekend 16-11 overall and are 4-5 in Mountain West play. The Rebels are coming off of a two-game sweep of UC Riverside in a mid-week series at home. The Rebels have also won five-of-six, including a series win vs. Nevada this past weekend.

Offensively, the Rebels are hitting .298 (290-for-973) as a team with 170 runs scored, 54 doubles, seven triples and 16 home runs. Five of the lineup regulars are hitting over .300. The leading hitter so far is **Dillon Johnson** at .345 (38-for-108). **Max Smith** is the team leader in home runs and RBIs with six homers and 29 RBIs.

On the mound, UNLV has staff ERA of 4.81. In 245.0 innings pitched, the arms for the Rebels have collectively struck out 196 batters. Friday night scheduled starter Cameron Jabara is 1-1 and has the best ERA among starters at 1.66. In 43.1 innings pitched. Jabara has 35 strikeouts.

LOBO NEWS & NOTES

RIO GRANDE RIVALRY

Long-time in-state rivals New Mexico and New Mexico State met on the diamond for the first time in 2019 this past Tuesday in Las Cruces. Offense was not a premium in the mid-week clash as the two teams combined for eight runs through the first two innings and 21 hits for the game. NMSU would go on to win the game 13-5 to take the first of two Rio Grande Rivalry meetings this season.

In the midst of all the offense, freshman right-hander **JACK MURANO** had the best outing of his career as he pitched 3.0 innings of shutout relief against the Aggies, who was the lone Lobo hurler to not allow a run to the Aggies, matched a career-best with three strikeouts.

SALVAGE SERIES WITH AZTECS

After dropping the first two games of the weekend series with San Diego State, the Lobos bounced back in the finale with a 13-4 win to salvage a game in the series. Game one of the series was for the taking and the Lobos nearly rallied from a 4-0 deficit, but fell short 4-2. Game two was lopsided and controlled by the Aztecs 19-3. In the finale, the Lobos fell behind 3-0, but ultimately flipped the script and snapped what was a season-long five-game losing streak.

MID-WEEK TUNEUP WITH SOONERS

A day after playing a weekend series on the road at Nevada, the Lobos played a two-game mid-week series against No. 25-ranked Oklahoma. The Sooners would take both games of the series, but the Lobos were able to get game experience for numerous arms. All told across the two games, the Lobos used 13 different pitchers with **KYLE CONLEY** making his collegiate debut.

BACK AND FORTH WITH THE WOLF PACK

The MW series between the Lobos and Wolf Pack was an up-and-down experience. Playing on the road for the first time in conference play this season, the Lobos dropped the opener in a tight 5-3 game that saw the Lobos rally late. Game two kept the momentum of the Friday night rally as the Lobos scored nine runs on 12 hits en route to a 9-3 win to even the series. In the finale, the Lobos out-hit the Wolf Pack, but an early 5-0 deficit was too much to overcome, losing 6-4.



UNIVERSITY OF NEW MEXICO 2019 BASEBALL



TITANS EXPERIENCE ABO FOR FIRST TIME

UNM and Cal State Fullerton had met 15 times in their all-time series ahead of their weekend series, but it would be the first time that the two teams had played a game in Albuquerque. The rare change in venue did not bode well for the Titans as the Lobos secured the series in just two games and scored 24 runs in the process with 18 coming in game two. The Titans would salvage the finale to avoid the sweep, but their first trip to the Duke City ended in a 2-1 series loss.

DEIMLING BECOMES 3RD LOBO TO EARN MW PLAYER OF THE WEEK

The Lobos held an early season stranglehold on the Mountain West Player of the Week award with three honors through the first four weeks. The latest recipient was **JEFF DEIMLING**.

In a three-game set against preseason nationally-ranked Cal State Fullerton, Deimling batted .455 as he went 5-for-11. In the Lobos' two wins over the Titans, Deimling did most of his damage as he was 4-for-6 with four runs scored, two HRs and eight RBIs. In each of those two games, Deimling was 2-for-3 with a home run and four RBIs.

Overall for the weekend, Deimling would total nine RBIs and slugged 1.091.

FIGHT AT THE BAT RACK

In the second game of the weekend series vs. Cal State Fullerton the Lobos notched a season-high 19 hits against the Titans. All nine players in the starting lineup had at least one hit with eight registering multiple hits.

FIRST MW SERIES WIN

The calendar had barely turned over to March and the UNM baseball team already played their first Mountain West series as they hosted San Jose State last weekend. The Lobos would take the series 2-1 after winning the first two and dropping the finale.

In the first game, the bats were alive as the Lobos jumped out to a 9-0 lead through three innings before ending with a 14-2 win. The second game ended in an improbable walk-off fashion as the Lobos were down to their last strike and scored twice on a throwing error to win. The series finale went the way of San Jose State to stave off the sweep.

MARATHON 9-INNING GAME

All of the following numbers are true and what you would expect for marathon extra inning game, except all of it occurred in one regulation nine-inning game. In the series finale between UNM and San Jose State there were 15 pitchers used, 434 pitches thrown, four balks in an inning, 40 combined run, 42 combined hits and a 9-inning game record 4 fours and 52 minutes.

TWO NICKELS = A DIME; TWO HRS = A DEIMLING

In the wild series finale against San Jose State, senior **JEFF DEIMLING** left the yard twice. His first was a two-run homer to center in the second inning and his second was a three-run bomb to left in the seventh. The multi-home run game was the first by a Lobo since **JACK ZOELLNER** hit two against Air Force in 2017.

LAST TIME IT HAPPENED

HITTING (Team)

Five + home runs (team):	6, vs. Air Force, 5/6/17
20+ hits:	22, vs. Fresno St. (W, 24-4), 3/31/17
25+ hits:	25, vs. Grand Canyon, (W, 22-3), 3/22/17
30+ hits:	31, vs. Binghamton (Game 1), 3/7/09
Allowed 20 + hits:	20, vs. San Diego St., 3/23/19
20+ runs:	20, vs. Central Michigan (W, 20-9), 2/22/18
Allowed 20 + runs:	22, vs. San Jose St. (L, 18-21), 3/3/19
30+ runs:	30, vs. Binghamton (Game 1), 3/7/09
20+ RBI:	21, vs. Fresno St., 3/31/17
40+ total bases:	42, at UNLV, 3/24/17
50+ total bases:	51, vs. Binghamton (Game 1), 3/7/09
60+ total bases:	61, vs. Air Force, 4/12/08
No strikeouts:	5/4/14 vs. San Diego St. (35 at-bats)
No walks:	3/19/17 at Cal St. Fullerton (29 at-bats)
10+ strikeouts:	11 vs. San Jose State, 3/3/19
10+ walks:	12, vs. San Jose St., 3/1/19
15+ walks:	15, Fresno St., 3/31/17
5+ HBP:	5, vs. Columbia, 3/16/18
Was no-hit (7-inning game):	at Utah, 4/21/90
Was no-hit (9-inning game):	at Wichita St., 3/20/90

PITCHING (Team)

10+ strikeouts:	11 vs. San Jose St., 3/3/19
15+ strikeouts:	17 vs. Air Force, 3/24/18 (10 innings)
No strikeouts:	3/5/17 at Air Force
	(J. Tripp 30 BF; D. Gillespie 5 BF, A. Isenhardt 1 BF, C. Tripp 8 BF)
No walks:	3/24/19 vs. San Diego State
10 + walks:	11 vs. Oklahoma, 3/19/19



UNIVERSITY OF NEW MEXICO 2019 BASEBALL



LAST TIME IT HAPPENED

SCORING AND MISCELLANEOUS

Stole home:Hayden Schilling vs. UNLV, 4/23/17
Stole seven+ bases:7, 4/17/13 vs. New Mexico St. (W, 13-6)
Tied:2/25/18 vs. Central Michigan (T, 6-6)
Shut out:2/18/19 vs. Oregon State (L, 0-5)
Shut out opponent:2/23/18 vs. Central Michigan (W, 6-0)
Shut out at home:4/15/17 vs. Missouri St. (L, 0-8)
Shut out on the road:3/16/18 at Houston (L, 0-1)
Shut out opponent at home:2/23/18 vs. Central Michigan (W, 6-0)
Shut out opponent on road:3/28/16 at Sacramento St. (1-0)
Recorded back-to-back shutouts:5/6-5/7, 2011
vs. Air Force (5-0, 10-0)
Recorded three straight shutouts:2/24-3/3, 1973
vs. New Mexico St. (1-0) and New Mexico Highlands (7-0, 4-0)
Shut out in back-to-back games:3/14-15/2017 at Oklahoma St.
Most runs in three-game series:73, vs. Air Force (4/13-14, 2006)
Consecutive one-run games:3, vs. NMSU/at Air Force (5/8-12/18)
Four straight one-run games:April 3-9, 2016
Five straight one-run games:March 18-24, 2015*

EXTRA INNINGS

Won an extra-inning game:3/24/18 vs. Air Force (12-11, 10 inn.)
Lost an extra-inning game:4/27/18 at San Jose St. (5-6, 10 inn.)
Extra inning games in a row:2, 3/13-3/15, 2013
at No. 14 Arizona St. and at No. 21 UNLV
3 straight extra-inning games:at Utah, 4/9-11, 2009
Played a 10-inning game:at San Jose St., 5/27/18 (L, 10-11)
Played an 11-inning game:vs. Fresno St., 4/7/18 (L, 6-7)
Played a 12-inning game:vs. Fresno St., 4/9/16 (W, 14-13)
Played a 13-inning game:vs. Columbia, 6/1/13 (L, 6-5, NCAA Tourn.)
Played a 14-inning game:vs. Eastern N.M., 2/5-6, 1996 (W, 8-7)
Played a 15-inning game:at New Mexico St., 2/9/02 (L, 4-3)

IN AN INNING

10+ runs in an inning:10 vs. Grand Canyon, 3/22/17
15+ runs in an inning:15 vs. Savannah St., 3/11/05
4+ homers in an inning:4 at Air Force, 5/19/05
5+ doubles in an inning:5, at Nevada, 4/21/13
4+ triples in an inning:4, vs. TAMU-CC (Game 2), 2/21/09
10+ hits in an inning:11, vs. Grand Canyon, 3/22/17
10+ consecutive hits:11, vs. Savannah St., 3/11/05*
10+ consecutive batters reach base:12 vs. Fresno St., 4/13/13
15+ consecutive batters reach base:16 vs. Savannah St., 3/11/05
Player w/hits from both sides of plate: Sam Haggerty
 vs. Fresno St. 4/12/13

SCHILLING HITS HIS WAY TO MW PLAYER OF THE WEEK

HAYDEN SCHILLING is the second Lobo to earn Mountain West Player of the Week honors joining **JARED MANG**, who earned the year's first award. In receiving the honor, Schilling had two hits in each game of the four-game week for the Lobos, going 8-for-17 (.471). He also scored five runs, had two doubles, a triple and six runs batted in, including a career-high five on Friday in a 14-2 win.

IT'S NOT OVER UNTIL IT'S OVER

In their game against Arizona, the UNM Lobo baseball team entered the top of the ninth inning trailing by two and were down to their final strike on several occasions. Despite that, the Lobos caught a couple of breaks and engineered a come-from-behind victory against the Wildcats on the road. It was the first win for the Lobos against the Wildcats since 2006 and snapped what was a 14-game losing streak to Arizona.

The late-inning heroics were handled by **JARED MANG**. Batting with the bases loaded, two outs and the Lobos trailing by a run 4-3, Mang hit a fly ball into deep foul territory down the left field line. On the play, the Wildcats' left fielder ranged over to the fence line, reached over and had the ball in his glove, but was unable to secure the catch, giving Mang new life at the plate. On the next pitch, Mang smacked a two-RBI single into centerfield to give the Lobos a 5-4 lead. **MALACHI EMOND** came on in the bottom half and nailed down the victory.

HOME-OPENER WEATHER OR NOT

Winter weather made an unwelcome appearance causing the schedule of the Lobos' home-opening series vs. Niagara to shift several times. Eventually, the scheduled format of a four-game series over three days was condensed down to a four-game slate over two days as the teams played doubleheaders both on Saturday and Sunday afternoons.

After dropping the first game 5-3, the Lobos bounced back to win the next three games and take the series over the Purple Eagles. In those four games, the Lobos scored 28 runs and hit .278 as a team. Pitching was rather dominant on the weekend as the Lobo arms had a 3.18 ERA and 33 strikeouts in 34.0 innings pitched.

OPENING WEEKEND IN SURPRISE

For the second-straight season, the UNM Baseball team opened their season out in Surprise, Ariz. with four games as part of the annual College Baseball Classic. This year's classic featured three quality opponents for the Lobos with Oregon State and Minnesota being preseason nationally-ranked and Gonzaga tabbed as the preseason favorite in their league. All three teams were coming off of NCAA Regional Tournament appearances a year ago with Oregon State claiming the National Championship.

In the opening weekend, the Lobos went 2-2 with wins over No. 24 Minnesota and Gonzaga. The two losses came against No. 7/8 Oregon State as the Lobos and Beavers bookended the weekend. The Lobos had a lead against the Beavers until the bottom of ninth when Oregon State rallied for three runs to walk-off with a win. The second meeting saw the Beavers shutout the Lobos.



UNIVERSITY OF NEW MEXICO

2019 BASEBALL



SWEEPING MW PLAYER AND PITCHER OF THE WEEK

Opening weekend saw a lot of positives both collectively as a team and individually for several Lobos. As a result UNM swept the first edition of the Mountain West Player and Pitcher of the Week awards with **JARED MANG** garnering the player award and **NATHANIEL GARLEY** the pitcher award.

Through the first three games of his senior season Mang would hit .545 (6-for-11) with five runs scored, seven RBIs, two doubles and a home run. Mang also slugged at 1.000 and had an on-base percentage of .600 thanks to three walks, two of which were intentional.

In the first three games, Mang registered at least one hit and RBI. In the Lobos' 11-1 win over No. 24 Minnesota, Mang went 4-for-5 with a pair of doubles, two runs scored and two RBIs.

On the mound, Garley earned the award in his lone appearance of the week as he pitched 7.0 innings and allowed just three hits (all singles) and one earned run against the No 24 Gophers. Garley also K'd six.

MANG NAMED PRESEASON ALL-MW

For the second-consecutive year, senior outfielder **JARED MANG** has been named to the Preseason All-MW Team, earning the honor prior to his junior season. That initial preseason plaudit was in response to a sensational sophomore campaign that saw Mang hit .373 (90-for-241) with 63 runs scored, 17 doubles, two triples, nine home runs, and 62 RBIs.

Mang's junior season, however, was hampered by injuries and limited him to just 29 games played. Despite that, Mang still put up impressive numbers as he batted .284 (29-for-102), scored 27 runs, drove in 29 and hit a team-high eight home runs.

A 2017 All-MW First Team selection, Mang enters his senior season as a .328 career hitter with 127 runs scored, 170 hits, 30 doubles, four triples, 20 home runs and 121 RBIs.

LOBOS LOOKING FOR TURNAROUND IN 2019

The 2018 season was a down year for the Lobo baseball program. With an overall record of 20-33-1 and an 11-19 mark in the Mountain West, the Lobos missed out on the MW Tournament for the first time in league history. All of that is in the rear-view, however, as the Lobos enter the 2019 season with a renewed sense of optimism and confidence. Aiding that change in culture are the additions to the coaching staff. Head Coach **RAY BIRMINGHAM** is all that returned from the 2018 staff, giving way to three new coaches. New to the program this year are infield coach and recruiting coordinator, **JON COYNE**, pitching coach, **BRANDON HIGELIN** and volunteer catching coach, **NATE CAUSEY**.

LAST TIME IT HAPPENED

WALK-OFFS

Won on last at-bat:3/2/19 vs. San Jose St. (7-6, 9 innings)
Lost on last at-bat:2/15/19 vs. No. 8 Oregon State (5-6, 9 innings)
Scored two runs in last at-bat:3/2/19 vs. San Jose St. (7-6, 9 innings)
Scored three runs in last at-bat:3/5/11 vs. UTSA (6-5)
Scored four runs in last at-bat:4/25/12 vs. Texas Tech (14-13)
Scored five runs in last at-bat:2/12/01 vs. Southern Utah (8-7)
Scored six runs in last at-bat:3/22/13 vs. Nevada (9-8)
Scored seven runs in last at-bat:3/13/10 vs. LA Tech (15-14, 10 inn, GM1)
Scored nine runs in last at-bat:3/21/99 vs. TCU (17-16)
Allowed two runs in last at-bat:4/29/18 at San Jose St. (2-3)
Allowed three runs in last at-bat:2/15/19 vs. No. 8 Oregon State (5-6)
Allowed four runs in last at-bat:5/12/06 at UNLV (12-8)
Allowed five runs in last at-bat:2/17/96 at UNLV (7-6)

SERIES

Swept non-conf. series, home:vs. Central Michigan, 2/22-25, 2018
Swept non-conf. series, road:at No. 23 Oklahoma St., 3/14-15, 2017
Swept in non-conf. series, home:vs. Dallas Baptist, 3/4-6, 2016
Swept in non-conf. series, road:at No. 7 Cal St. Fullerton 3/17-19/2017
Swept MW series, home:vs. UNLV, 4/21-23, 2017
Swept MW series, road:at UNLV, 3/24-26, 2017
Swept multiple MW series in a row:3, 3/3/17-3/26/17
..... at Air Force, vs. San José St., at UNLV
Swept in MW series, home:vs. Fresno St. 4/6-8, 2018
Swept in MW series, road:at San Jose St. 4/27-29, 2018
Swept in multiple MW series in a row:2, 4/6/18-4/15/18
..... vs. Fresno St., at Nevada



UNIVERSITY OF NEW MEXICO

2019 BASEBALL



GAME-BY-GAME BATTING ORDER

Date	Opponent	1st	2nd	3rd	4th	5th	6th	7th	8th	9th	Record
2/15	! No. 8 Oregon St.	Watari	Schilling	J. Mang	C. Mang	Marshall Jr.	Deimling	Kelly	O'Farrell	Merritt	0-1
2/16	! No. 24 Minnesota	Watari	Schilling	J. Mang	Marshall Jr.	Baker	Kelly	C. Mang	O'Farrell	Merritt	1-1
2/17	!Gonzaga	Watari	Schilling	J. Mang	Marshall Jr.	Baker	Kelly	C. Mang	O'Farrell	Merritt	2-1
2/18	! No. 7 Oregon St.	Watari	Schilling	J. Mang	Baker	C. Mang	Kelly	Marshall Jr.	O'Farrell	Merritt	2-2
2/23	Niagara	Watari	Schilling	J. Mang	Baker	C. Mang	Kelly	Marshall Jr.	O'Farrell	Merritt	2-3
2/23	Niagara	Watari	Schilling	J. Mang	Baker	C. Mang	Kelly	Marshall Jr.	O'Farrell	Deimling	3-3
2/24	Niagara	Watari	Schilling	J. Mang	Baker	C. Mang	Kelly	Marshall Jr.	O'Farrell	Adkins	4-3
2/24	Niagara	Watari	Schilling	J. Mang	Baker	C. Mang	Deimling	Marshall Jr.	O'Farrell	Adkins	5-3
2/27	Arizona	Watari	Schilling	J. Mang	C. Mang	Marshall Jr.	Deimling	O'Farrell	Adkins	Merritt	6-3
3/1	*San Jose State	Watari	Schilling	J. Mang	Baker	C. Mang	Kelly	Marshall Jr.	O'Farrell	Merritt	7-3
3/2	*San Jose State	Watari	Schilling	J. Mang	Baker	Kelly	C. Mang	Marshall Jr.	O'Farrell	Merritt	8-3
3/3	*San Jose State	Watari	Schilling	J. Mang	Baker	Kelly	C. Mang	Deimling	O'Farrell	Merritt	8-4
3/8	Cal State Fullerton	Watari	Schilling	J. Mang	C. Mang	Deimling	Kelly	Baker	O'Farrell	Adkins	9-4
3/9	Cal State Fullerton	Watari	Schilling	J. Mang	C. Mang	Deimling	Kelly	Baker	O'Farrell	Adkins	10-4
3/10	Cal State Fullerton	Kelly	Schilling	J. Mang	C. Mang	Deimling	Baker	O'Farrell	Adkins	Marshall Jr.	10-5
3/15	*Nevada	Kelly	Schilling	J. Mang	C. Mang	Deimling	Baker	O'Farrell	Adkins	Marshall Jr.	10-6
3/16	*Nevada	Kelly	Schilling	J. Mang	C. Mang	Baker	Deimling	Reyes	Doak	O'Farrell	11-6
3/17	*Nevada	Kelly	Schilling	J. Mang	C. Mang	Baker	Deimling	Reyes	Doak	O'Farrell	11-7
3/19	Oklahoma	Kelly	Schilling	J. Mang	C. Mang	Baker	Deimling	Reyes	Doak	O'Farrell	11-8
3/20	Oklahoma	Kelly	Schilling	J. Mang	C. Mang	Baker	Deimling	Reyes	Merritt	Marshall Jr.	11-9
3/22	*San Diego State	Kelly	Schilling	J. Mang	C. Mang	Baker	Deimling	Reyes	O'Farrell	Merritt	11-10
3/23	*San Diego State	Kelly	Schilling	J. Mang	C. Mang	Baker	Deimling	Reyes	O'Farrell	Merritt	11-11
3/24	*San Diego State	Kelly	Schilling	J. Mang	C. Mang	Baker	Deimling	Reyes	O'Farrell	Adkins	12-11
3/26	New Mexico State	Kelly	Schilling	J. Mang	C. Mang	Baker	Doak	Reyes	O'Farrell	Adkins	12-12
3/29	*UNLV										
3/30	*UNLV										
3/31	*UNLV										
4/2	Texas Tech										
4/3	Texas Tech										
4/5	*San Jose State										
4/6	*San Jose State										
4/7	*San Jose State										
4/8	California										
4/12	*Nevada										
4/13	*Nevada										
4/14	*Nevada										
4/16	New Mexico State										
4/18	UC Riverside										
4/19	UC Riverside										
4/20	UC Riverside										
4/23	Texas Tech										
4/24	Texas Tech										
4/26	*Fresno State										
4/27	*Fresno State										
4/28	*Fresno State										
4/30	Grand Canyon										
5/1	Grand Canyon										
5/3	*Air Force										
5/4	*Air Force										
5/5	*Air Force										
5/10	*UNLV										
5/11	*UNLV										
5/12	*UNLV										
5/16	*San Diego State										
5/17	*San Diego State										
5/18	*San Diego State										



UNIVERSITY OF NEW MEXICO

2019 BASEBALL



DEFENSIVE STARTING LINEUPS

Date	Opponent	C	1B	2B	3B	SS	LF	CF	RF	DH	Record
2/15	! No. 8 Oregon St.	O'Farrell	Marshall Jr.	Watari	C. Mang	Schilling	Kelly	J. Mang	Merritt	Deimling	0-1
2/16	! No. 24 Minnesota	O'Farrell	Marshall Jr.	Watari	C. Mang	Schilling	Merritt	J. Mang	Baker	Kelly	1-1
2/17	!Gonzaga	O'Farrell	Marshall Jr.	Watari	C. Mang	Schilling	Merritt	J. Mang	Baker	Kelly	2-1
2/18	! No. 7 Oregon St.	O'Farrell	Marshall Jr.	Watari	C. Mang	Schilling	Merritt	J. Mang	Baker	Kelly	2-2
2/23	Niagara	O'Farrell	Marshall Jr.	Watari	C. Mang	Schilling	Merritt	J. Mang	Baker	Kelly	2-3
2/23	Niagara	O'Farrell	Marshall Jr.	Watari	C. Mang	Schilling	Kelly	J. Mang	Baker	Deimling	3-3
2/24	Niagara	O'Farrell	Marshall Jr.	Watari	C. Mang	Schilling	Adkins	J. Mang	Baker	Kelly	4-3
2/24	Niagara	O'Farrell	Marshall Jr.	Watari	C. Mang	Schilling	Adkins	J. Mang	Baker	Deimling	5-3
2/27	Arizona	O'Farrell	Marshall Jr.	Watari	C. Mang	Schilling	Merritt	J. Mang	Adkins	Deimling	6-3
3/1	*San Jose State	O'Farrell	Marshall Jr.	Watari	C. Mang	Schilling	Merritt	J. Mang	Baker	Kelly	7-3
3/2	*San Jose State	O'Farrell	Marshall Jr.	Watari	C. Mang	Schilling	Merritt	J. Mang	Baker	Kelly	8-3
3/3	*San Jose State	O'Farrell	C. Mang	Watari	Kelly	Schilling	Merritt	J. Mang	Baker	Deimling	8-4
3/8	Cal State Fullerton	O'Farrell	C. Mang	Watari	Kelly	Schilling	Adkins	J. Mang	Baker	Deimling	9-4
3/9	Cal State Fullerton	O'Farrell	C. Mang	Watari	Kelly	Schilling	Adkins	J. Mang	Baker	Deimling	10-4
3/10	Cal State Fullerton	O'Farrell	Marshall Jr.	Kelly	C. Mang	Schilling	Adkins	J. Mang	Baker	Deimling	10-5
3/15	*Nevada	O'Farrell	Marshall Jr.	Kelly	C. Mang	Schilling	Adkins	J. Mang	Baker	Deimling	10-6
3/16	*Nevada	O'Farrell	C. Mang	Kelly	Reyes	Schilling	Deimling	J. Mang	Baker	Doak	11-6
3/17	*Nevada	O'Farrell	C. Mang	Kelly	Reyes	Schilling	Deimling	J. Mang	Baker	Doak	11-7
3/19	Oklahoma	O'Farrell	C. Mang	Kelly	Reyes	Schilling	Deimling	J. Mang	Baker	Doak	11-8
3/20	Oklahoma	Reyes	Marshall Jr.	Kelly	C. Mang	Schilling	Merritt	J. Mang	Baker	Deimling	11-9
3/22	*San Diego State	O'Farrell	C. Mang	Kelly	Reyes	Schilling	Merritt	J. Mang	Baker	Deimling	11-10
3/23	*San Diego State	O'Farrell	C. Mang	Kelly	Reyes	Schilling	Merritt	J. Mang	Baker	Deimling	11-11
3/24	*San Diego State	O'Farrell	C. Mang	Kelly	Reyes	Schilling	Adkins	J. Mang	Baker	Deimling	12-11
3/26	New Mexico State	O'Farrell	C. Mang	Kelly	Reyes	Schilling	Adkins	J. Mang	Baker	Doak	12-12
3/29	*UNLV										
3/30	*UNLV										
3/31	*UNLV										
4/2	Texas Tech										
4/3	Texas Tech										
4/5	*San Jose State										
4/6	*San Jose State										
4/7	*San Jose State										
4/8	California										
4/12	*Nevada										
4/13	*Nevada										
4/14	*Nevada										
4/16	New Mexico State										
4/18	UC Riverside										
4/19	UC Riverside										
4/20	UC Riverside										
4/23	Texas Tech										
4/24	Texas Tech										
4/26	*Fresno State										
4/27	*Fresno State										
4/28	*Fresno State										
4/30	Grand Canyon										
5/1	Grand Canyon										
5/3	*Air Force										
5/4	*Air Force										
5/5	*Air Force										
5/10	*UNLV										
5/11	*UNLV										
5/12	*UNLV										
5/16	*San Diego State										
5/17	*San Diego State										
5/18	*San Diego State										



UNIVERSITY OF NEW MEXICO

2019 BASEBALL



RAY BIRMINGHAM enters into his 12th year as head coach of the UNM baseball team and also into his 32nd year as a head coach at the collegiate level. At UNM, Birmingham has won the third-most games in program history with 361 to his credit as the Lobo skipper. He also initiated and had led the ongoing development and execution of the \$3.65 million expansion of Santa Ana Star Field as well as UNM's first privately-funded building on campus

- the R.D. and Joan Dale Hubbard Clubhouse that was completed in December of 2016.

For his overall career, Birmingham is in exclusive company having won over 1,000 games. Entering the 2019 season, Birmingham is the winningest coach in the state's history as all 1,179 of his victories have come coaching for teams in his home state of New Mexico (College of the Southwest, New Mexico Junior College and UNM).

In 2015, Birmingham was inducted into the New Mexico Sports Hall of Fame. He also currently serves on the College Baseball Hall of Fame Selection Committee.

Birmingham has also coached or spoken at numerous clinics throughout the United States and South America. He has been published in the American Baseball Coaches Association (ABCA) Journal and worked professionally for the Cleveland Indians, Oakland A's and Kansas City Royals. Birmingham also led the NJCAA all-star team to four wins in five games over the Chinese All-Stars in Beijing, China in 2004. In 2006, Birmingham was selected as the head coach of the NJCAA all-star team when China returned to the United States to play the U.S. team. Birmingham also coached the NJCAA West All-Stars to a three-game sweep over the East All-Stars in the summer of 2009.

In the summer of 2014, Birmingham served as the hitting coach for USA Baseball's Collegiate National Team, which was made up of the top collegiate players from around the country. Team USA played games across North Carolina before traveling to the Netherlands to participate in Honkbal-Haarlem Baseball Week. The CNT won the international tournament by outscoring its opponents 34-6 over its final seven games. Birmingham helped guide Tennessee's Christin Stewart to "Best Hitter" honors at the tournament and Albuquerque's own Alex Bregman of LSU was named Honkbal Baseball Week MVP. Team USA concluded its summer with five games in Cuba, finishing with an overall record of 18-8-2.

In his 41st year of coaching, Birmingham has been a part of 22 championships. All of the college baseball programs Birmingham has coached have reached the top 25 in the national rankings. Between University of the Southwest, New Mexico Junior College and New Mexico, 164 athletes have gone on to play professional baseball with 36 coming while the head coach at UNM. Also under Birmingham at UNM, 40 athletes have earned All-America honors and 10 have been freshman All-Americans as well. Birmingham was also the coach of NMJC's first basketball conference championship team - a team that was ranked No. 1 in the country.

THE BIRMINGHAM FILE

Education

New Mexico State BA Journalism Education (1978)
College of the Southwest Education Administration

Coaching Experience

1988-89 Head Coach Mayfield High School
1990-2007 Head Coach College of the Southwest
2008-Present Head Coach New Mexico Junior College
2008-Present Head Coach University of New Mexico

Career Coaching Record (Year-By-Year)

School	Year	Record	Win Pct.
College of SW	1988	20-40	.333
College of SW	1989	33-33	.500
CSW	2 yrs	53-73	.421
NMJC	1990	22-30	.423
NMJC	1991	42-18	.700
NMJC	1992	40-15	.727
NMJC	1993	48-13	.787
NMJC	1994	42-12	.778
NMJC	1995	48-9	.842
NMJC	1996	34-17	.667
NMJC	1997	38-14	.731
NMJC	1998	40-18	.690
NMJC	1999	33-21	.611
NMJC	2000	41-14	.745
NMJC	2001	44-14	.759
NMJC	2002	43-10	.811
NMJC	2003	43-14	.754
NMJC	2004	47-10	.825
NMJC	2005	55-10	.846
NMJC	2006	49-8-1	.853
NMJC	2007	56-8-1	.856
NMJC	18 yrs	765-255-2	.750
UNM	2008	34-25	.576
UNM	2009	37-20	.649
UNM	2010	38-22	.633
UNM	2011	20-41	.328
UNM	2012	37-24	.607
UNM	2013	37-22	.627
UNM	2014	37-20-1	.647
UNM	2015	32-27	.559
UNM	2016	39-23	.629
UNM	2017	30-27-1	.526
UNM	2018	20-33-1	.380
UNM	2019	12-12	.500
UNM	12 yrs	373-296-3	.558
Career	32 yrs	1,191-624-5	.656





UNIVERSITY OF NEW MEXICO

2019 BASEBALL



2019 UNM BASEBALL ROSTER

POSITIONAL BREAKDOWN

PITCHERS (17)

Right-Handed (13)

2	Tristin Lively	Fr.
17	Jack Murano	Fr.
19	Drew Gillespie	Jr.
20	Blake Walden	Sr.
22	Justin Slaten	Jr.
23	Nico Garza	Jr.
25	Drew Marrufo	RsFr.
29	Chad Smith	Sr.
30	Jack White	RsFr.
32	Malachi Emond	Sr.
37	Trevor Riley	Fr.
43	Kevin Conley	Fr.
44	Nathaniel Garley	Jr.

Left-Handed (4)

18	Matt Foster	Fr.
21	Kenneth Waller	So.
40	Brian Coffey	Jr.
41	Kyle Conley	Fr.

CATCHERS (3)

4	Reese O'Farrell	Jr.
9	Eduardo Reyes	Fr.
12	Joseph Hagopian	Fr.

INFELDERS (8)

3	Hayden Schilling	Sr.
5	Justin Watari	Jr.
11	Cameron Stevenson	Fr.
13	Connor Mang	RsSo.
26	Nick Atkins	So.
27	Tyler Kelly	Fr.
31	Zack Doak	Fr.
14	Derek Marshall Jr.	Jr.

OUTFIELDERS (6)

6	Brayden Merritt	So.
7	Jeff Deimling	RsSr.
15	Jared Mang	Sr.
16	Tanner Baker	Jr.
24	Adam Adkins	Sr.
34	Daniel Durazo	Fr.

UTILITY (1)

35	Micah Pietila-Wiggs	Fr.
----	---------------------	-----

CLASS BREAKDOWN

Freshman	15
Sophomore	5
Junior	8
Senior	7

HOME STATE

Arizona	4	Nevada	1
California	7	New Mexico	11
Connecticut	1	Oklahoma	1
Colorado	1	Texas	8

International1

#	NAME	POS.	B/T	HT	WT	CLS	HOMETOWN / PREVIOUS SCHOOL
2	Tristin Lively	RHP	R/R	6-1	177	Fr.	Las Cruces, N.M. / Las Cruces HS
3	Hayden Schilling	IF/RHP	L/R	5-11	190	Sr.	Santee, Calif. / West Hills HS
4	Reese O'Farrell	C	R/R	6-1	200	Jr.	Burlington, Ontario / Howard College
5	Justin Watari	INF	L/R	5-6	158	Jr.	Roseville, Calif. / Woodcreek HS
6	Brayden Merritt	OF	L/R	5-9	175	So.	Chandler, Ariz. / Hamilton HS
7	Jeff Deimling	OF	R/R	6-0	195	R-Sr.	Albuquerque, N.M. / La Cueva HS
9	Eduardo Reyes	C/INF	R/R	5-11	178	Fr.	McAllen, Texas / Valley View HS
11	Cameron Stevenson	INF	R/R	6-1	195	Fr.	Roswell, N.M. / Goddard HS
12	Joseph Hagopian	C/INF	L/R	5-11	170	Fr.	West Sacramento, Calif. / Jesuit HS
13	Connor Mang	INF	R/R	5-11	200	R-So.	Los Alamos, N.M. / Los Alamos HS
14	Derek Marshall Jr.	INF/OF	R/R	6-1	233	R-So.	Los Angeles, Calif. / Loyola HS
15	Jared Mang	OF	R/R	5-9	200	Sr.	Los Alamos, N.M. / Los Alamos HS
16	Tanner Baker	OF	L/R	6-1	199	Jr.	Phoenix, Ariz. / South Mountain CC
17	Jack Murano	RHP	R/R	6-7	185	Fr.	Rio Rancho, N.M. / Cleveland HS
18	Matt Foster	LHP	L/L	6-3	207	Fr.	Plano, Texas / Plano Senior HS
19	Drew Gillespie	RHP	R/R	6-1	192	Jr.	Albuquerque, N.M. / Sandia HS
20	Blake Walden	RHP	R/R	6-1	204	Sr.	Lubbock, Texas / Texas State
21	Kenneth Waller	LHP	L/L	6-2	218	So.	Fort Worth, Texas / Weatherford College
22	Justin Slaten	RHP	R/R	6-4	197	Jr.	Longview, Texas / Hallsville HS
23	Nico Garza	RHP	R/R	5-11	189	Jr.	Lubbock, Texas / Cisco JC
24	Adam Adkins	OF	R/R	6-3	202	Sr.	Denver, Colo. / West Texas A&M
25	Drew Marrufo	RHP	R/R	6-1	202	R-Fr.	Santa Teresa, NM / Santa Teresa HS
26	Nick Atkins	INF	R/R	5-8	152	So.	Venice, Calif. / Venice HS
27	Tyler Kelly	INF	R/R	5-9	170	Fr.	Cottonwood, Ariz. / Mingus HS
29	Chad Smith	RHP	R/R	6-4	210	Sr.	Albuquerque, N.M. / La Cueva HS
30	Jack White	RHP	R/R	6-3	195	R-Fr.	Albuquerque, NM / Cibola HS
31	Zack Doak	INF	R/R	6-0	195	Fr.	Tulsa, Okla. / Tulsa Union HS
32	Malachi Emond	RHP	R/R	6-3	233	Sr.	Coventry, Conn. / Western Oklahoma JC
34	Daniel Durazo	OF	L/R	5-11	190	Fr.	Nogales, Ariz. / Salpointe Catholic HS
35	Micah Pietila-Wiggs	UTL	R/R	5-9	166	Fr.	Chula Vista, Calif. / Eastlake HS
37	Trevor Riley	RHP	R/R	6-2	175	Fr.	Poway, Calif. / Poway HS
40	Brian Coffey	LHP	L/L	6-1	221	Jr.	Las Vegas, Nev. / Bishop Gorman HS
41	Kyle Conley	LHP	L/L	5-9	173	Fr.	Spring, Texas / Oak Ridge HS
43	Kevin Conley	RHP	R/R	5-9	155	Fr.	Spring, Texas / Oak Ridge HS
44	Nathaniel Garley	RHP	R/R	6-3	221	Jr.	Albuquerque, N.M. / Eldorado HS

COACHING STAFF

Head Coach	1 Ray Birmingham (12th season)
Pitching Coach	33 Brandon Higelin (1st season)
Infield Coach/Recruiting Coordinator	45 Jon Coyne (1st season)
Catching Coach	8 Nate Causey (1st season)
Director of Operations	John Bentley
Graduate Manager	Dante Mileta
Strength Coach	John McWilliams
Athletic Trainer	Robert Rimorin
Athletic Communications	Daniel Gallegos

PRONUNCIATION GUIDE

5	Justin WATARI	(Wa - Tar - Ee)
19	Drew GILLESPIE	(Guh - less - PEE)
7	Jeff DEIMLING	(Dime - ling)
25	Drew MARRUFO	(Ma - Roof - oh)
9	EDIBERTO Reyes	(Eddie - Bear - Toe)
12	Joseph HAGOPIAN	(Ha - Go - Pee - Un)
32	Malachi EMOND	(Em - und)
17	Jack MURANO	(Mur - on - oh)
35	Micah PIETILA-WIGGS	(Pee - et - la - Wiggs)



UNIVERSITY OF NEW MEXICO


2019 BASEBALL



TV/PHOTO ROSTER



TRISTIN LIVELY
RHP | 6-1 | Fr.
LAS CRUCES, N.M.



HAYDEN SCHILLING
INF | 5-11 | Sr.
SANTEE, CALIF.




REESE O'FARRELL
C | 6-1 | Jr.
BURLINGTON, CANADA



JUSTIN WATARI
INF | 5-6 | Jr.
ROSEVILLE, CALIF.



BRAYDEN MERRITT
OF | 5-9 | So.
CHANDLER, ARIZ.



JEFF DEIMLING
OF | 6-0 | RsSr.
ALBUQUERQUE, N.M.



EDIBERTO REYES
C/INF | 5-11 | Fr.
MCALLEN, TEXAS



CAMERON STEVENSON
INF | 6-1 | Fr.
ROSWELL, N.M.



JOSEPH HAGOPIAN
C/INF | 5-11 | Fr.
W. SACRAMENTO, CALIF.



CONNOR MANG
INF | 5-11 | RsSo.
LOS ALAMOS, N.M.




DEREK MARSHALL JR.
INF/OF | 6-3 | RsSo.
LOS ANGELES, CALIF.



JARED MANG
OF | 5-9 | Sr.
LOS ALAMOS, N.M.



TANNER BAKER
OF | 6-1 | Jr.
PHOENIX, ARIZ.



JACK MURANO
RHP | 6-7 | Fr.
RIO RANCHO, N.M.




MATT FOSTER
LHP | 6-3 | Fr.
PLANO, TEXAS



DREW GILLESPIE
RHP | 6-1 | Jr.
ALBUQUERQUE, N.M.



BLAKE WALDEN
RHP | 6-1 | Sr.
LUBBOCK, TEXAS



KENNETH WALLER
LHP | 6-2 | So.
FORT WORTH, TEXAS




JUSTIN SLATEN
RHP | 6-4 | Jr.
LONGVIEW, TEXAS



NICO GARZA
RHP | 5-11 | Jr.
LUBBOCK, TEXAS



ADAM ADKINS
OF | 6-3 | Sr.
DENVER, COLO.



DREW MARRUFO
RHP | 6-1 | RsFr.
SANTA TERESA, N.M.



NICK ATKINS
INF | 5-8 | So.
VENICE, CALIF.




TYLER KELLY
INF | 5-9 | Fr.
COTTONWOOD, ARIZ.



CHAD SMITH
RHP | 6-4 | Sr.
ALBUQUERQUE, N.M.



JACK WHITE
RHP | 6-3 | RsFr.
ALBUQUERQUE, N.M.



ZACK DOAK
INF | 6-1 | Jr.
TULSA, OKLA.



MALACHI EMOND
RHP | 6-3 | Sr.
COVENTRY, CONN.



DANIEL DURAZO
OF | 5-11 | Fr.
NOGALES, ARIZ.



MICAH PIETILA-WIGGS
UTL | 5-9 | Fr.
CHULA VISTA, CALIF.



TREVOR RILEY
RHP | 6-2 | Fr.
POWAY, CALIF.



BRIAN COFFEY
LHP | 6-1 | Jr.
LAS VEGAS, NEV.



KYLE CONLEY
LHP | 5-9 | Fr.
SPRING, TEXAS



KEVIN CONLEY
RHP | 5-9 | Fr.
SPRING, TEXAS



NATHANIEL GARLEY
RHP | 6-3 | Jr.
ALBUQUERQUE, N.M.



RAY BIRMINGHAM
HEAD COACH
12TH SEASON



BRANDON HIGELIN
PITCHING COACH
1ST SEASON



JON COYNE
INF/RECRUITING
1ST SEASON



NATE CAUSEY
CATCHERS
1ST SEASON



JOHN BENTLEY
DIR. OF OPERATIONS
1ST SEASON



UNIVERSITY OF NEW MEXICO 2019 BASEBALL




PROBABLE FRIDAY STARTING PITCHER

#22

JUSTIN SLATEN

RHP | 6-4 | 197 | JR | Longview, Texas (Hallsville HS)



ERA	W-L-S	APP-GS	IP	R	ER	BB	K	OPP. BA
2.65	2-2-0	6-6	37.1	14	11	17	43	.18

Slaten's Single-Game Highs

Innings	Season	7.0 - done twice
	Career	7.0 - done four times
Longest Start	Season	7.0 - done twice
	Career	7.0 - done four times
Shortest Start	Season	5.0 vs. Oregon State (2/15/19)
	Career	1.1 vs. UC Davis (5/18/18)
Longest Relief	Season	4.2 at Air Force (3/4/17)
	Career	4.2 at Air Force (3/4/17)
Hits	Season	8 at Nevada (3/15/19)
	Career	11 - done twice
Runs	Season	4 - done three times
	Career	7 vs. Air Force (3/23/18)
Earned Runs	Season	4 vs. San Diego St. (3/22/19)
	Career	7 vs. Air Force (3/23/18)
Walks	Season	5 - done twice
	Career	5 - done three times
Strikeouts	Season	10 vs. Niagara (2/23/19)
	Career	Same

GAME-BY-GAME STATISTICS

Date	OPPONENT	GS	IP	H	R	ER	BB	SO	2B	3B	HR	WP	BK	HBP	IBB	Score	W	L	SV	ERA
Feb 15	Oregon State	*	5.0	1	0	0	5	5	1	0	0	0	0	0	0	5-6	0	0	0	0.00
Feb 23	NIAGARA-1	*	7.0	2	1	1	2	10	0	0	0	1	0	3	0	3-5	0	0	0	0.75
Mar 01	SAN JOSE STATE	*	6.0	6	1	1	1	9	0	0	0	2	0	1	0	14-2	1	0	0	1.00
Mar 08	CAL STATE FULLERTON	*	6.1	6	4	3	5	7	2	0	0	3	0	0	0	6-4	2	0	0	1.85
Mar 15	Nevada	*	6.0	8	4	2	2	4	1	0	0	1	0	4	0	3-5	2	1	0	2.08
Mar 22	SAN DIEGO STATE	*	7.0	6	4	4	2	8	0	1	1	0	0	0	0	2-4	2	2	0	2.65
Totals		6	37.1	29	14	11	17	43	4	1	1	7	0	8	0	33-26	2	2	0	2.65

SLATEN'S CAREER STATS AT UNM

Year	era	w-l	app	qs	cq	sho	sv	ip	h	r	er	bb	so	2b	3b	hr	bf	bavg	wp	hbp	bk	sfa	sha
2017	3.74	2-2	23	0	0	0/0	0	33.2	37	16	14	16	27	4	0	3	148	.282	8	0	0	0	1
2018	7.02	2-9	15	14	0	0/1	0	66.2	89	65	52	30	62	20	5	7	330	.310	11	11	0	2	0
2019	2.65	2-2	6	6	0	0/0	0	37.1	29	14	11	17	43	4	1	1	164	.218	7	8	0	0	6
TOTAL	5.03	6-13	44	20	0	0/1	0	137.2	155	95	77	63	132	28	6	11	642	.281	26	19	0	2	7



UNIVERSITY OF NEW MEXICO 2019 BASEBALL



PROBABLE SATURDAY STARTING PITCHER

#44

NATHANIEL GARLEY

RHP | 6-3 | 221 | JR | Albuquerque, N.M. (Eldorado HS)



ERA	W-L	APP-GS	IP	R	ER	BB	K	OPP. BA
3.53	4-1-0	6-6	35.2	17	14	8	23	.295

Garley's Single-Game Highs

Innings	Season	7.0 - done three times
	Career	Same
Longest Start	Season	7.0 - done three times
	Career	Same
Shortest Start	Season	3.2 vs. San Diego St. (3/23/19)
	Career	1.2 - done twice
Longest Relief	Season	
	Career	6.1 at San Diego St. (3/30/18)
Hits	Season	12 vs. San Jose St. (3/2/19)
	Career	Same
Runs	Season	7 vs. San Diego St. (3/23/19)
	Career	9 at Air Force (5/13/18)
Earned Runs	Season	5 vs. San Diego St. (3/23/19)
	Career	9 at Air Force (5/13/18)
Walks	Season	3 vs. Minnesota (2/16/19)
	Career	3 - done three times
Strikeouts	Season	9 vs. Niagara (2/23/19)
	Career	9 - Done twice

GAME-BY-GAME STATISTICS

Date	OPPONENT	GS	IP	H	R	ER	BB	SO	2B	3B	HR	WP	BK	HBP	IBB	Score	W	L	SV	ERA
Feb 16	Minnesota	*	7.0	3	1	1	3	6	0	0	0	0	0	0	0	11-1	1	0	0	1.29
Feb 23	NIAGARA-2	*	7.0	7	0	0	1	9	0	1	0	0	0	0	0	5-3	2	0	0	0.64
Mar 02	SAN JOSE STATE	*	6.0	12	5	4	2	0	1	0	0	1	0	0	0	7-6	2	0	0	2.25
Mar 09	CAL STATE FULLERTON	*	5.0	8	3	3	2	3	1	2	0	0	0	0	0	18-11	3	0	0	2.88
Mar 16	Nevada	*	7.0	5	1	1	0	4	2	0	0	1	1	1	0	9-3	4	0	0	2.53
Mar 23	SAN DIEGO STATE	*	3.2	9	7	5	0	1	3	0	1	1	0	0	0	3-19	4	1	0	3.53
Totals		6	35.2	44	17	14	8	23	7	3	1	3	1	1	0	53-43	4	1	0	3.53

GARLEY'S CAREER STATS AT UNM

Year	era	w-l	app	gs	cq	sho	sv	ip	h	r	er	bb	so	2b	3b	hr	bf	bavg	wp	hbp	bk	sfa	sha
2017	11.66	0-0	10	1	0	0/0	1	14.2	21	20	19	9	10	4	2	3	75	.328	5	1	0	1	0
2018	5.10	3-4	18	6	0	0/0	1	60.0	74	41	34	19	47	19	3	7	273	.302	9	2	1	1	6
2019	3.53	4-1	6	6	0	0/0	0	35.2	44	17	14	8	23	7	3	1	161	.295	3	1	1	0	2
TOTAL	5.47	7-5	34	13	0	0/0	2	110.1	139	78	67	36	80	30	8	11	509	.303	17	4	2	2	8



UNIVERSITY OF NEW MEXICO 2019 BASEBALL



PROBABLE SUNDAY STARTING PITCHER

#19

DREW GILLESPIE

RHP | 6-1 | JR | Albuquerque, N.M. (Sandia HS)



ERA	W-L-S	APP-GS	IP	R	ER	BB	K	OPP. BA
9.64	0-2-0	6-5	23.1	28	25	8	9	.364

Gillespie's Single-Game Highs

Innings	Season	6.0 at Arizona (2/27/19)
	Career	Same
Longest Start	Season	6.0 at Arizona (2/27/19)
	Career	Same
Shortest Start	Season	2.2 at Nevada (3/17/19)
	Career	Same
Longest Relief	Season	0.2 vs. San Jose St. (3/3/19)
	Career	4.2 vs. Central Mich. (2/22/18)
Hits	Season	10 vs. CSU Fullerton (3/10/19)
	Career	Same
Runs	Season	7 vs. CSU Fullerton (3/10/19)
	Career	7 - done twice
Earned Runs	Season	7 vs. CSU Fullerton (3/10/19)
	Career	7 - done twice
Walks	Season	3 vs. Oregon State (2/18/19)
	Career	4 at Oklahoma St. (3/15/17)
Strikeouts	Season	3 at Arizona (2/27/19)
	Career	5 vs. Fresno St. (4/8/18)

GAME-BY-GAME STATISTICS

Date	OPPONENT	GS	IP	H	R	ER	BB	SO	2B	3B	HR	WP	BK	HBP	IBB	Score	W	L	SV	ERA
Feb 18	Oregon State	*	5.0	6	3	2	3	2	0	0	1	0	0	1	0	0-5	0	1	0	3.60
Feb 27	Arizona	*	6.0	5	4	4	1	3	1	0	0	1	0	1	0	5-4	0	1	0	4.91
Mar 03	SAN JOSE STATE	*	0.2	5	6	6	2	0	1	1	0	0	0	0	0	18-22	0	1	0	9.26
Mar 10	CAL STATE FULLERTON	*	5.0	10	7	7	0	1	0	0	0	0	0	2	0	7-13	0	1	0	10.26
Mar 17	Nevada	*	2.2	4	5	3	2	1	0	1	0	1	1	0	0	4-6	0	2	0	10.24
Mar 24	SAN DIEGO STATE	*	4.0	6	3	3	0	2	2	0	0	0	0	0	0	13-4	0	2	0	9.64
Totals		5	23.1	36	28	25	8	9	5	2	2	1	1	5	0	47-54	0	2	0	9.64

GILLESPIE'S CAREER STATS AT UNM

Year	era	w-l	app	gs	cq	sho	sv	ip	h	r	er	bb	so	2b	3b	hr	bf	bavg	wp	hbp	bk	sfa	sha
2017	6.75	1-1	20	0	0	0/0	1	25.1	32	22	19	18	23	6	0	3	123	.327	6	4	0	0	3
2018	8.28	3-1	24	2	0	0/0	0	50.0	67	49	46	23	42	12	5	4	243	.325	5	8	1	3	3
2019	9.64	0-2	6	5	0	0/0	0	23.1	36	28	25	8	9	5	2	2	115	.364	1	5	1	0	3
TOTAL	8.21	4-4	50	7	0	0/0	1	98.2	135	99	90	49	74	23	7	9	481	.335	12	17	2	3	9



UNIVERSITY OF NEW MEXICO

2019 BASEBALL



BY THE NUMBERS

MULTI-HIT GAMES

Name	2	3	4	5+	Total
MANG, Connor	7	4	-	-	11
SCHILLING, Hayden	7	3	-	-	10
MANG, Jared	6	2	2	-	10
KELLY, Tyler	2	6	-	-	8
BAKER, Tanner	4	1	1	-	6
WATARI, Justin	4	1	-	-	5
DEIMLING, Jeff	4	-	1	-	5
MERRITT, Brayden	3	-	-	-	3
REYES, Ediberto	3	-	-	-	3
O'FARRELL, Reese	2	-	-	-	2
MARSHALL JR, Derek	2	-	-	-	2
ADKINS, Adam	1	-	-	-	1
TEAM	45	17	4	0	66

CAREER MULTI-HIT GAMES

Name	'15/'16	'17	'18	'19	Total
MANG, Jared	--/11	24	7	10	52
SCHILLING, Hayden	7/--	13	17	10	47
MANG, Connor	--/--	--	15	11	26
WATARI, Justin	--/--	4	14	5	23
MERRITT, Brayden	--/--	--	12	3	15
DEIMLING, Jeff	--/--	--	9	5	14
KELLY, Tyler	--/--	--	--	8	8
MARSHALL JR, Derek	--/--	--	5	2	7
BAKER, Tanner	--/--	--	--	6	6
REYES, Ediberto	--/--	--	--	3	3
ATKINS, Nick	--/--	--	2	--	2
O'FARRELL, Reese	--/--	--	--	2	2
ADKINS, Adam	--/--	--	--	1	1

MULTI-RBI GAMES

Name	2	3	4	5+	Total
MANG, Jared	7	2	2	-	11
MANG, Connor	5	1	-	1	7
DEIMLING, Jeff	1	1	2	1	5
KELLY, Tyler	3	1	-	-	4
SCHILLING, Hayden	2	1	-	1	4
MARSHALL JR, Dere	2	1	-	-	3
DOAK, Zack	2	-	-	-	2
BAKER, Tanner	1	1	-	-	2
REYES, Ediberto	2	-	-	-	2
O'FARRELL, Reese	1	1	-	-	2
ADKINS, Adam	1	-	-	-	1
TEAM	27	9	4	3	43

CAREER MULTI-RBI GAMES

Name	'15/'16	'17	'18	'19	Total
MANG, Jared	--/6	16	9	11	42
SCHILLING, Hayden	3/--	8	6	4	21
MANG, Connor	--/--	--	7	7	14
DEIMLING, Jeff	--/--	--	7	5	12
WATARI, Justin	--/--	3	5	--	8
MARSHALL JR, Derek	--/--	--	3	3	6
MERRITT, Brayden	--/--	--	4	--	4
KELLY, Tyler	--/--	--	--	4	4
BAKER, Tanner	--/--	--	--	2	2
DOAK, Zack	--/--	--	--	2	2
O'FARRELL, Reese	--/--	--	--	2	2
REYES, Ediberto	--/--	--	--	2	2
ADKINS, Adam	--/--	--	--	1	1

HOME RUN TRACKER

Name	Solo	2R	3R	GS	Total
MANG, Jared	1	2	--	--	3
MARSHALL JR, Derek	--	1	1	--	2
MANG, Connor	--	1	2	--	3
DEIMLING, Jeff	--	1	3	--	4
DOAK, Zack	--	1	--	--	1
SCHILLING, Hayden	1	--	--	--	1
TEAM	2	6	6	--	14

Breakdown

Total	14
At Santa Ana Star Field	9
On the Road	3
At Neutral Site	2
vs. RHP	3
vs. LHP	3
w/ 0 outs	5
w/ 1 out	3
w/ 2 outs	6
Solo	2
Two-Run	6
Three-Run	6
Grand Slam	--
Back-to-Back	--
Pinch-Hit	--
Walk-Off	--
Before the 7th Inning	11
7th Inning and Beyond	3
Opponent Total	10
Last HR Given Up	3/26/19 at New Mexico State
Longest Stretch w/o HR Allowed	5

STREAKS

Hitting

Name	Current	2019 Long	Career Long
KELLY, Tyler	1	5	5
SCHILLING, Hayden	4	6	12
BAKER, Tanner	-	6	6
MANG, Jared	4	11	11
MANG, Connor	3	8	8
WATARI, Justin	3	6	7
MARSHALL JR, Derek	1	3	4
DEIMLING, Jeff	-	5	7
MERRITT, Brayden	-	2	5
ATKINS, Nick	-	-	2
O'FARRELL, Reese	3	6	6
REYES, Ediberto	-	6	6
DOAK, Zack	-	3	3
ADKINS, Adam	2	2	2

Reached Base

Name	Current	2019 Long	Career Long
MANG, Jared	5	15	15
MANG, Connor	3	12	12
WATARI, Justin	14	14	14
BAKER, Tanner	4	6	6
KELLY, Tyler	5	7	7
SCHILLING, Hayden	4	6	22
MARSHALL JR, Derek	1	9	9
O'FARRELL, Reese	3	7	7
DEIMLING, Jeff	-	5	9
MERRITT, Brayden	-	4	9
ATKINS, Nick	-	2	2
ADKINS, Adam	2	4	4
REYES, Ediberto	8	8	8
DOAK, Zack	-	3	3
PIETLA-WIGGS, Micah	-	1	1

Inning-By-Inning Scoring Summary

Team	1	2	3	4	5	6	7	8	9	Ex.	Totals
New Mexico	20	14	28	26	17	12	24	13	17	--	171
Opponents	20	10	11	31	11	28	14	24	14	--	163



UNIVERSITY OF NEW MEXICO 2019 BASEBALL



BY THE NUMBERS

STARTERS GAME-BY-GAME

Name	W-L	IP	H	R	ER	BB	K
No. 8 Oregon St.	ND	5.0	1	0	0	5	5
No. 24 Minnesota	1-0	7.0	3	1	1	3	6
Gonzaga	ND	3.1	3	4	4	4	0
No. 7 Oregon St.	0-1	5.0	6	3	2	3	2
Niagara	ND	7.0	2	1	1	2	10
Niagara	1-0	7.0	7	0	0	1	9
Niagara	1-0	6.0	9	3	3	1	3
Niagara	1-0	5.0	1	0	0	2	3
Arizona	ND	6.0	5	4	4	1	3
San Jose St.	1-0	6.0	6	1	1	1	9
San Jose St.	ND	6.0	12	5	4	2	0
San Jose St.	0-1	2.2	6	4	4	3	2
Cal St. Fullerton	1-0	6.1	6	4	3	5	7
Cal St. Fullerton	1-0	5.0	8	3	3	2	3
Cal St. Fullerton	ND	5.0	10	7	7	0	1
Nevada	0-1	6.0	8	4	2	2	4
Nevada	1-0	7.0	5	1	1	0	4
Nevada	0-1	2.2	4	5	3	2	1
No. 25 Oklahoma	0-1	3.2	5	3	3	5	4
No. 25 Oklahoma	0-1	1.0	3	3	3	1	3
San Diego State	0-1	7.0	6	4	4	2	8
San Diego State	0-1	3.2	9	7	5	0	1
San Diego State	ND	4.0	6	3	3	0	2
New Mexico State	ND	1.0	2	4	4	4	0
TEAM	8-8	118.1	133	74	65	52	89

BULLPEN GAME-BY-GAME

Opponent	W-L-S	IP	H	R	ER	BB	K
No. 8 Oregon St.	0-1-0	3.0	5	6	3	3	2
No. 24 Minnesota	0-0-0	2.0	1	0	0	3	4
Gonzaga	1-0-1	5.2	3	0	0	2	4
No. 7 Oregon St.	0-0-0	3.0	3	2	2	4	1
Niagara	0-1-0	2.0	4	4	4	3	2
Niagara	0-0-1	2.0	2	3	0	1	3
Niagara	0-0-0	1.0	2	0	0	0	0
Niagara	0-0-1	4.0	5	4	4	2	4
Arizona	1-0-1	3.0	1	0	0	0	3
San Jose St.	0-0-0	3.0	2	1	1	4	2
San Jose St.	1-0-0	3.0	3	1	1	1	2
San Jose St.	0-0-0	6.1	18	18	17	5	6
Cal St. Fullerton	0-0-1	2.2	2	0	0	0	2
Cal St. Fullerton	0-0-0	4.0	10	8	7	1	1
Cal St. Fullerton	0-1-0	4.0	11	6	6	1	6
Nevada	0-0-0	2.0	3	1	1	1	0
Nevada	0-0-0	2.0	2	2	2	2	2
Nevada	0-0-0	5.1	3	1	1	1	3
No. 25 Oklahoma	0-0-0	5.1	6	5	4	6	8
No. 25 Oklahoma	0-0-0	8.0	8	5	5	7	7
San Diego State	0-0-0	2.0	2	0	0	0	2
San Diego State	0-0-0	5.1	10	12	12	3	6
San Diego State	0-0-1	5.0	7	1	1	0	4
New Mexico State	0-1-0	7.0	9	9	5	5	5
TEAM	3-4-6	90.2	123	89	76	55	79



UNIVERSITY OF NEW MEXICO

2019 BASEBALL



GAME-BY-GAME HITTING

Date	Opponent	AB	R	H	RBI	2B	3B	HR	BB	IBB	SB	CS	HBP	SAC	SF	GDP	K	PO	A	E	Avg.
2/15	! No. 8 Oregon St.	33	5	9	5	1	0	1	5	1	0	0	0	1	0	2	6	24	8	3	.273
2/16	! No. 24 Minnesota	40	11	15	9	5	0	0	6	0	0	1	2	1	0	2	8	27	7	0	.329
2/17	!Gonzaga	31	6	11	6	0	1	1	3	1	0	0	0	1	1	1	5	27	10	1	.337
2/18	! No. 7 Oregon St.	29	0	6	0	3	0	0	2	0	0	0	0	2	0	0	9	24	9	2	.308
2/23	NIAGARA	35	3	10	3	1	1	0	1	0	0	0	1	0	0	2	3	27	9	2	.304
2/23	NIAGARA	29	5	6	4	2	0	0	4	0	1	0	0	0	1	1	8	27	8	3	.289
2/24	NIAGARA	32	13	12	12	4	1	1	6	0	4	0	0	0	1	0	3	21	10	1	.301
2/24	NIAGARA	30	7	7	6	1	0	0	6	0	3	1	1	0	2	0	4	27	12	0	.293
2/27	at Arizona	35	5	11	4	3	0	0	3	0	0	0	1	1	0	1	7	27	7	0	.296
3/1	* SAN JOSE ST.	34	14	10	12	2	1	0	12	0	4	0	1	0	1	0	11	27	7	2	.296
3/2	* SAN JOSE ST.	34	7	9	5	2	0	0	6	0	1	2	0	1	0	0	1	27	15	2	.293
3/3	* SAN JOSE ST.	45	18	18	15	3	1	3	7	0	3	0	1	0	0	0	5	27	7	1	.305
3/8	CAL STATE FULLERTON	29	6	8	6	1	1	1	2	0	1	0	1	2	0	2	6	27	13	2	.303
3/9	CAL STATE FULLERTON	42	18	19	18	4	0	2	7	0	1	0	2	0	1	0	2	27	14	0	.316
3/10	CAL STATE FULLERTON	42	7	15	7	1	2	1	2	0	1	0	0	0	0	0	8	27	14	0	.319
3/15	at Nevada	34	3	8	3	2	2	0	1	0	1	0	0	0	0	0	8	24	8	1	.314
3/16	at Nevada	37	9	12	8	2	0	2	4	0	0	1	1	0	1	1	5	27	8	0	.315
3/17	at Nevada	32	4	9	4	3	0	1	1	0	1	0	2	0	0	2	5	24	15	4	.313
3/19	No. 25 OKLAHOMA	33	1	8	1	1	0	0	2	0	0	0	0	0	0	2	6	27	8	2	.309
3/20	No. 25 OKLAHOMA	37	6	9	6	1	0	1	3	0	2	0	0	0	0	0	7	27	15	0	.306
3/22	SAN DIEGO STATE	34	2	8	2	3	0	0	2	0	0	1	1	0	0	2	2	27	12	0	.303
3/23	SAN DIEGO STATE	34	3	9	3	3	1	0	4	0	0	0	0	0	1	4	27	10	1	.301	
3/24	SAN DIEGO STATE	40	13	14	13	4	0	0	6	1	1	0	1	0	0	2	6	27	8	1	.303
3/26	at New Mexico State	34	5	10	5	0	0	0	7	0	5	0	1	0	1	2	9	24	16	0	.303
Totals		835	171	253	157	52	11	14	102	3	29	6	16	9	9	23	138	627	250	28	.303



UNIVERSITY OF NEW MEXICO

2019 BASEBALL



GAME-BY-GAME PITCHING

Date	Opponent	IP	H	R	ER	BB	SO	2B	3B	HR	WP	BK	HBP	DP	IBB	Score	W	L	SV	ERA
2/15	! No. 8 Oregon St.	8.0	6	6	3	8	7	2	0	0	0	0	1	0	0	5-6	0	1	0	3.38
2/16	! No. 24 Minnesota	9.0	4	1	1	6	10	0	0	0	0	0	0	0	0	11-1	1	1	0	2.12
2/17	! Gonzaga	9.0	6	4	4	6	4	2	0	0	3	0	1	1	0	6-4	2	1	1	2.77
2/18	! No. 7 Oregon St.	8.0	9	5	4	7	3	1	0	1	1	0	1	1	1	0-5	2	2	1	3.18
2/23	NIAGARA	9.0	6	5	5	5	12	0	0	0	1	0	3	0	0	3-5	2	3	1	3.56
2/23	NIAGARA	9.0	9	3	0	2	12	0	1	0	0	0	1	0	0	5-3	3	3	2	2.94
2/24	NIAGARA	7.0	11	3	3	1	3	2	0	0	1	0	0	1	0	13-3	4	3	2	3.05
2/24	NIAGARA	9.0	6	4	4	5	6	1	0	0	3	0	0	3	0	7-4	5	3	3	3.18
2/27	at Arizona	9.0	6	4	4	1	6	1	0	0	1	0	1	0	0	5-4	6	3	4	3.27
3/1	* SAN JOSE ST.	9.0	8	2	2	5	11	1	0	0	3	0	1	1	0	14-2	7	3	4	3.14
3/2	* SAN JOSE ST.	9.0	15	6	5	3	2	1	0	0	1	0	0	3	0	7-6	8	3	4	3.32
3/3	* SAN JOSE ST.	9.0	24	22	21	8	8	4	1	3	2	0	2	1	2	18-22	8	4	4	4.85
3/8	CS-FULLERTON	9.0	8	4	3	5	9	3	0	0	3	0	2	2	0	6-4	9	4	5	4.70
3/9	CS-FULLERTON	9.0	18	11	10	3	4	1	3	0	0	0	0	2	0	18-11	10	4	5	5.09
3/10	CS-FULLERTON	9.0	21	13	13	1	7	3	0	1	0	0	2	1	0	7-13	10	5	5	5.63
3/15	at Nevada	8.0	11	5	3	3	4	3	0	0	1	1	4	1	0	3-5	10	6	5	5.50
3/16	at Nevada	9.0	7	3	3	2	6	3	0	0	1	1	1	0	0	9-3	11	6	5	5.35
3/17	at Nevada	8.0	7	6	4	3	4	0	1	1	0	1	1	2	0	4-6	11	7	5	5.31
3/19	No. 25 OKLAHOMA	9.0	11	8	7	11	12	6	0	0	2	0	1	1	0	1-8	11	8	5	5.40
3/20	No. 25 OKLAHOMA	9.0	11	8	8	8	10	3	0	0	5	0	1	2	1	6-8	11	9	5	5.53
3/22	SAN DIEGO ST.	9.0	8	4	4	2	10	0	1	1	0	0	0	1	0	2-4	11	10	5	5.46
3/23	SAN DIEGO ST.	9.0	20	19	17	3	7	4	1	2	2	0	2	0	0	3-19	11	11	5	6.00
3/24	SAN DIEGO ST.	9.0	13	4	4	0	6	4	0	0	0	0	0	2	0	13-4	12	11	6	5.91
3/26	at New Mexico St.	8.0	11	13	9	9	5	1	0	1	0	0	3	2	1	5-13	12	12	6	6.07
Totals		209.0	256	163	141	107	168	46	8	10	30	3	28	27	5	171-163	12	12	6	6.07



UNIVERSITY OF NEW MEXICO

2019 BASEBALL



GAME HIGHS

TEAM GAME HIGHS (2019)

Batting

At Bats:	45	vs. San Jose St. (3/3/19)
Runs Scored:	18	vs. Cal St. Fullerton (3/9/19)
		vs. San Jose St. (3/3/19)
Hits:	19	vs. Cal St. Fullerton (3/9/19)
RBI's:	18	vs. Cal St. Fullerton (3/9/19)
Doubles:	5	vs. Minnesota (2/16/19)
Triples:	2	at Nevada (3/15/19)
		vs. Cal St. Fullerton (3/10/19)
Home Runs:	3	vs. San Jose St. (3/3/19)
Total Bases:	32	vs. San Jose St. (3/3/19)
Walks:	12	vs. San Jose St. (3/1/19)
Strikeouts:	11	vs. San Jose St. (3/1/19)
Sac Hits:	2	vs. Cal St. Fullerton (3/8/19)
		vs. Oregon State (2/18/19)
Sac Flies:	2	vs. Niagara (2/24/19)
Stolen Bases:	5	at New Mexico St. (3/26/19)
Hit-By-Pitch:	2	at Nevada (3/17/19)
		vs. Cal St. Fullerton (3/9/19)
		vs. Minnesota (2/16/19)
Caught Stealing:	2	vs. San Jose St. (3/2/19)
Runners LOB:	11	at New Mexico St. (3/26/19)
		vs. Minnesota (2/16/19)
Hit Into DP:	3	vs. San Diego St. (3/22/19)
		at Nevada (3/17/19)

Fielding

Putouts	27	Done 18x
Assists	16	at New Mexico St. (3/26/19)
Errors	4	at Nevada (3/17/19)
Passed Balls	3	at New Mexico St. (3/26/19)
DPs Turned	3	vs. Niagara (2/24/19)
		vs. San Jose St. (3/2/19)

Pitching

Innings Pitched	9.0	Done 18x
Runs Allowed	22	vs. San Jose St. (3/3/19)
Earned Runs	21	vs. San Jose St. (3/3/19)
Walks Allowed	11	vs. Oklahoma (3/19/19)
Strikeouts	12	vs. Oklahoma (3/19/19)
		vs. Niagara (2/23/19)
		vs. Niagara (2/23/19)
Hits Allowed	24	vs. San Jose St. (3/3/19)
Doubles Allowed	6	vs. Oklahoma (3/19/19)
Triples Allowed	3	vs. Cal St. Fullerton (3/9/19)
Homers Allowed	3	vs. San Jose St. (3/3/19)
Wild Pitches	5	vs. Oklahoma (3/20/19)
Hit Batters	4	at Nevada (3/15/19)

INDIVIDUAL GAME HIGHS (2019)

Batting

At Bats:	6	Done 7x
Runs Scored:	4	Jared Mang vs. San Diego St. (3/24/19)
		Jared Mang vs. Niagara (2/24/19)
		Connor Mang vs. San Jose St. (3/3/19)
		Connor Mang vs. Cal St. Fullerton (3/9/19)
Hits:	4	Jared Mang vs. San Diego St. (3/24/19)
		Tanner Baker vs. Minnesota (2/16/19)
		Jared Mang vs. Minnesota (2/16/19)
		Jeff Deimling vs. San Jose St. (3/3/19)
RBI's:	6	Jeff Deimling vs. San Jose St. (3/3/19)
Doubles:	2	Done 7x
Triples:	1	Done 11x
Home Runs:	2	Jeff Deimling vs. San Jose St. (3/3/19)
Total Bases:	10	Jeff Diemling vs. San Jose St. (3/3/19)
Walks:	3	Done 3x
Strikeouts:	3	Done 4x
Sac Flies:	1	Done 9x
Sac Hits:	1	Done 9x
Stolen Bases:	2	Tyler Kelly at New Mexico St. (3/26/19)
		Hayden Schilling at New Mexico St. (3/26/19)
		Hayden Schilling vs. San Jose St. (3/3/19)
		Connor Mang vs. Niagara (2/24/19)
Hit-By-Pitch:	1	Done 16x
Caught Stealing:	1	Done 6x

Fielding

Putouts	13	Derek Marshall Jr. vs. San Jose St. (3/2/19)
Assists	7	Tyler Kelly at New Mexico St. (3/26/19)
		Hayden Schilling vs. San Diego St. (3/22/19)
		Hayden Schilling vs. San Jose St. (3/2/19)
Errors	2	Justin Watari vs. Oregon State (2/15/19)
Passed Balls	3	Reese O'Farrell at New Mexico St. (3/26/19)

Pitching

Innings Pitched	7.0	Justin Slaten vs. San Diego St. (3/22/19)
		Nathaniel Garley at Nevada (3/16/19)
		Nathaniel Garley vs. Minnesota (2/16/19)
		Justin Slaten vs. Niagara (2/23/19)
		Nathaniel Garley vs. Niagara (2/23/19)
Runs Allowed	7	Nathaniel Garley vs. San Diego St. (3/23/19)
		Kenneth Waller vs. Cal St. Fullerton (3/9/19)
		Drew Gillespie vs. Cal St. Fullerton (3/10/19)
Earned Runs	7	Kenneth Waller vs. Cal St. Fullerton (3/9/19)
		Drew Gillespie vs. Cal St. Fullerton (3/10/19)
Walks Allowed	5	Tristin Lively vs. Oklahoma (3/19/19)
		Justin Slaten vs. Oregon State (2/15/19)
		Justin Slaten vs. Cal St. Fullerton (3/8/19)
Strikeouts	10	Justin Slaten vs. Niagara (2/23/19)
Hits Allowed	12	Nathaniel Garley vs. San Jose St. (3/2/19)
Doubles Allowed	3	Nathaniel Garley vs. San Diego St. (3/23/19)
Triples Allowed	2	Nathaniel Garley vs. Cal St. Fullerton (3/9/19)
Homers Allowed	1	Done 10x
Wild Pitches	3	Brian Coffey vs. Gonzaga (2/17/19)
		Justin Slaten vs. Cal St. Fullerton (3/8/19)
Hit Batters	4	Justin Slaten at Nevada (3/15/19)



UNIVERSITY OF NEW MEXICO 2019 BASEBALL



PITCHERS

#2

TRISTIN LIVELY

RHP | 6-1 | 177 | FR | Las Cruces, N.M. (Las Cruces HS)



ERA	W-L-S	APP-GS	IP	R	ER	BB	K	OPP. BA
7.59	1-1-0	5-3	10.2	9	9	16	7	.243

Lively's Single-Game Highs

Innings	Season	5.0 vs. Niagara (2/24/19)
	Career	Same
Longest Start	Season	5.0 vs. Niagara (2/24/19)
	Career	Same
Shortest Start	Season	1.0 at New Mexico St. (3/26/19)
	Career	Same
Longest Relief	Season	1.0 vs. Minnesota (2/16/19)
	Career	Same
Hits	Season	5 vs. Oklahoma (3/22/19)
	Career	Same
Runs	Season	4 at New Mexico St. (3/26/19)
	Career	Same
Earned Runs	Season	4 at New Mexico St. (3/26/19)
	Career	Same
Walks	Season	5 vs. Oklahoma (3/22/19)
	Career	Same
Strikeouts	Season	4 vs. Oklahoma (3/22/19)
	Career	Same

GAME-BY-GAME STATISTICS

Date	OPPONENT	GS	IP	H	R	ER	BB	SO	2B	3B	HR	WP	BK	HBP	IBB	Score	W	L	SV	ERA
Feb 16	Minnesota		1.0	1	0	0	2	1	0	0	0	0	0	0	0	11-1	0	0	0	0.00
Feb 24	NIAGARA-2	*	5.0	1	0	0	3	2	0	0	0	1	0	0	0	7-4	1	0	0	0.00
Mar 03	SAN JOSE STATE		0.0	0	2	2	2	0	0	0	0	0	0	0	0	18-22	1	0	0	3.00
Mar 19	OKLAHOMA	*	3.2	5	3	3	5	4	1	0	0	0	0	0	0	1-8	1	1	0	4.66
Mar 26	New Mexico State	*	1.0	2	4	4	4	0	0	0	1	0	0	1	0	5-13	1	1	0	7.59
Totals		3	10.2	9	9	9	16	7	1	0	1	1	0	1	0	42-48	1	1	0	7.59

LIVELY'S CAREER STATS AT UNM

Year	era	w-l	app	qs	cq	sho	sv	ip	h	r	er	bb	so	2b	3b	hr	bf	bavg	wp	hbp	bk	sfa	sha
2019	7.59	1-1	5	3	0	0/0	0	10.2	9	9	9	16	7	1	0	1	55	.243	1	1	0	0	1
TOTAL	7.59	1-1	5	3	0	0/0	0	10.2	9	9	9	16	7	1	0	1	55	.243	1	1	0	0	1



UNIVERSITY OF NEW MEXICO 2019 BASEBALL



PITCHERS

#17

JACK MURANO

RHP | 6-7 | 185 | FR | Rio Rancho, N.M. (Cleveland HS)



ERA	W-L-S	APP-GS	IP	R	ER	BB	K	OPP. BA
6.35	0-1-0	4-1	5.2	4	4	4	8	.250

Murano's Single-Game Highs

Innings	Season	3.0 at New Mexico St. (3/26/19)
	Career	Same
Longest Start	Season	1.0 vs. Oklahoma (3/20/19)
	Career	Same
Shortest Start	Season	1.0 vs. Oklahoma (3/20/19)
	Career	Same
Longest Relief	Season	3.0 at New Mexico St. (3/26/19)
	Career	Same
Hits	Season	3 vs. Oklahoma (3/20/19)
	Career	Same
Runs	Season	3 vs. Oklahoma (3/20/19)
	Career	Same
Earned Runs	Season	3 vs. Oklahoma (3/20/19)
	Career	Same
Walks	Season	3 vs. Oregon State (2/18/19)
	Career	Same
Strikeouts	Season	3 - done twice
	Career	Same

GAME-BY-GAME STATISTICS

Date	OPPONENT	GS	IP	H	R	ER	BB	SO	2B	3B	HR	WP	BK	HBP	IBB	Score	W	L	SV	ERA
Feb 18	Oregon State		0.2	1	1	1	3	0	0	0	0	1	0	0	1	0-5	0	0	0	13.50
Mar 20	OKLAHOMA	*	1.0	3	3	3	1	3	0	0	0	0	0	1	0	6-8	0	1	0	21.60
Mar 23	SAN DIEGO STATE		1.0	0	0	0	0	2	0	0	0	0	0	0	0	3-19	0	1	0	13.50
Mar 26	New Mexico State		3.0	1	0	0	0	3	0	0	0	0	0	1	0	5-13	0	1	0	6.35
Totals		1	5.2	5	4	4	4	8	0	0	0	1	0	2	1	14-45	0	1	0	6.35

MURANO'S CAREER STATS AT UNM

Year	era	w-l	app	qs	cq	sho	sv	ip	h	r	er	bb	so	2b	3b	hr	bf	bavg	wp	hbp	bk	sfa	sha
2019	6.35	0-1	4	1	0	0/0	0	5.2	5	4	4	4	8	0	0	0	27	.250	1	2	0	1	0
TOTAL	6.35	0-1	4	1	0	0/0	0	5.2	5	4	4	4	8	0	0	0	27	.250	1	2	0	1	0



UNIVERSITY OF NEW MEXICO 2019 BASEBALL



PITCHERS

#18

MATT FOSTER

LHP | 6-3 | 207 | FR | Plano, Texas (Plano Senior HS)



ERA	W-L-S	APP-GS	IP	R	ER	BB	K	OPP. BA
13.50	0-0-0	3-0	2.2	4	4	5	5	.273

Foster's Single-Game Highs

Innings	Season	1.0 - done twice
	Career	Same
Longest Start	Season	
	Career	
Shortest Start	Season	
	Career	
Longest Relief	Season	1.0 - done twice
	Career	Same
Hits	Season	1 - done three times
	Career	Same
Runs	Season	2 at Nevada (3/16/19)
	Career	Same
Earned Runs	Season	2 at Nevada (3/16/19)
	Career	Same
Walks	Season	2 - done twice
	Career	Same
Strikeouts	Season	2 - done twice
	Career	Same

GAME-BY-GAME STATISTICS

Date	OPPONENT	GS	IP	H	R	ER	BB	SO	2B	3B	HR	WP	BK	HBP	IBB	Score	W	L	SV	ERA
Mar. 16	Nevada	1.0	1	2	2	2	1	1	0	0	0	0	0	0	0	9-3	0	0	0	18.00
Mar. 20	OKLAHOMA	1.0	1	1	1	2	2	1	0	0	0	0	0	0	0	6-8	0	0	0	13.50
Mar. 23	SAN DIEGO STATE	0.2	1	1	1	1	2	0	0	0	1	0	0	0	0	3-19	0	0	0	13.50
Totals		0	2.2	3	4	4	5	5	2	0	0	1	0	0	0	18-30	0	0	0	13.50

FOSTER'S CAREER STATS AT UNM

Year	era	w-l	app	qs	cq	sho	sv	ip	h	r	er	bb	so	2b	3b	hr	bf	bavg	wp	hbp	bk	sfa	sha
2019	13.50	0-0	3	0	0	0/0	0	2.2	3	4	4	5	5	2	0	0	16	.273	1	0	0	0	0
TOTAL	13.50	0-0	3	0	0	0/0	0	2.2	3	4	4	5	5	2	0	0	16	.273	1	0	0	0	0



UNIVERSITY OF NEW MEXICO 2019 BASEBALL



PITCHERS

#20

BLAKE WALDEN

RHP | 6-1 | 204 | SR | Lubbock, Texas (Texas State)



ERA	W-L-S	APP-GS	IP	R	ER	BB	K	OPP. BA
6.94	0-0-0	10-0	11.2	15	9	5	8	.333

Walden's Single-Game Highs

Innings	Season	12 - done twice
	Career	Same
Longest Start	Season	
	Career	
Shortest Start	Season	
	Career	
Longest Relief	Season	12 - done twice
	Career	Same
Hits	Season	4 - done twice
	Career	Same
Runs	Season	4 vs. San Diego St. (3/23/19)
	Career	Same
Earned Runs	Season	4 vs. San Diego St. (3/23/19)
	Career	Same
Walks	Season	1 - done five times
	Career	Same
Strikeouts	Season	3 vs. CSU Fullerton (3/10/19)
	Career	Same

GAME-BY-GAME STATISTICS

Date	OPPONENT	GS	IP	H	R	ER	BB	SO	2B	3B	HR	WP	BK	HBP	IBB	Score	W	L	SV	ERA
Feb 15	Oregon State	1.0	0	2	0	1	0	0	0	0	0	0	0	1	0	5-6	0	0	0	0.00
Feb 23	NIAGARA-1	1.0	1	0	0	0	0	0	0	0	0	0	0	0	0	3-5	0	0	0	0.00
Feb 23	NIAGARA-2	1.0	2	3	0	1	1	0	0	0	0	0	0	1	0	5-3	0	0	0	0.00
Feb 27	Arizona	1.0	0	0	0	0	0	0	0	0	0	0	0	0	0	5-4	0	0	0	0.00
Mar 02	SAN JOSE STATE	1.2	1	1	1	1	0	0	0	0	0	0	0	0	0	7-6	0	0	0	1.59
Mar 08	CAL STATE FULLERTON	1.2	1	0	0	0	2	1	0	0	0	0	0	2	0	6-4	0	0	0	1.23
Mar 10	CAL STATE FULLERTON	1.1	4	3	3	1	3	2	0	0	0	0	0	0	0	7-13	0	0	0	4.15
Mar 15	Nevada	1.0	2	1	1	0	0	1	0	0	0	0	1	0	0	3-5	0	0	0	4.66
Mar 19	OKLAHOMA	1.0	1	1	0	0	1	1	0	0	1	0	0	0	0	1-8	0	0	0	4.22
Mar 23	SAN DIEGO STATE	1.0	4	4	4	1	0	0	0	0	0	0	1	0	0	3-19	0	0	0	6.94
Totals		0	11.2	16	15	9	5	8	5	0	0	1	1	5	0	45-73	0	0	0	6.94

WALDEN'S CAREER STATS AT UNM

Year	era	w-l	app	qs	cq	sho	sv	ip	h	r	er	bb	so	2b	3b	hr	bf	bavg	wp	hbp	bk	sfa	sha
2019	6.94	0-0	10	0	0	0/0	0	11.2	16	15	9	5	8	5	0	0	60	.333	1	5	1	1	1
TOTAL	6.94	0-0	10	0	0	0/0	0	11.2	16	15	9	5	8	5	0	0	60	.333	1	5	1	1	1



UNIVERSITY OF NEW MEXICO 2019 BASEBALL



PITCHERS

#21

KENNETH WALLER

LHP | 6-2 | 218 | SO | Fort Worth, Texas (Weatherford College)



ERA	W-L-S	APP-GS	IP	R	ER	BB	K	OPP. BA
14.14	1-1-0	5-0	7.0	12	11	8	7	.375

Waller's Single-Game Highs

Innings	Season	2.0 - done twice
	Career	Same
Longest Start	Season	
	Career	
Shortest Start	Season	
	Career	
Longest Relief	Season	2.0 - done twice
	Career	Same
Hits	Season	6 vs. CSU Fullerton (3/9/19)
	Career	Same
Runs	Season	7 vs. CSU Fullerton (3/9/19)
	Career	Same
Earned Runs	Season	7 vs. CSU Fullerton (3/9/19)
	Career	Same
Walks	Season	3 vs. Oklahoma (3/19/19)
	Career	Same
Strikeouts	Season	4 - vs. Oklahoma (3/19/19)
	Career	Same

GAME-BY-GAME STATISTICS

Date	OPPONENT	GS	IP	H	R	ER	BB	SO	2B	3B	HR	WP	BK	HBP	IBB	Score	W	L	SV	ERA
Feb 17	Gonzaga		1.2	2	0	0	0	1	0	0	0	0	0	0	0	6-4	1	0	0	0.00
Feb 24	NIAGARA-2		1.0	1	2	2	2	1	0	0	0	2	0	0	0	7-4	1	0	0	6.75
Mar 09	CAL STATE FULLERTON		0.1	6	7	7	1	0	0	1	0	0	0	0	0	18-11	1	0	0	27.00
Mar 19	OKLAHOMA		2.0	2	1	1	3	4	1	0	0	0	0	0	0	1-8	1	0	0	18.00
Mar 26	New Mexico State		2.0	1	2	1	2	1	0	0	0	0	0	1	0	5-13	1	1	0	14.14
Totals		0	7.0	12	12	11	8	7	1	1	0	2	0	1	0	37-40	1	1	0	14.14

WALLER'S CAREER STATS AT UNM

Year	era	w-l	app	qs	cg	sho	sv	ip	h	r	er	bb	so	2b	3b	hr	bf	bavg	wp	hbp	bk	sfa	sha
2019	14.14	1-1	5	0	0	0/0	0	7.0	12	12	11	8	7	1	1	0	42	.375	2	1	0	1	0
TOTAL	14.14	1-1	5	0	0	0/0	0	7.0	12	12	11	8	7	1	1	0	42	.375	2	1	0	1	0



UNIVERSITY OF NEW MEXICO 2019 BASEBALL



PITCHERS

#23

NICO GARZA

RHP | 5-11 | 189 | JR | Lubbock, Texas (Cisco JC)



ERA	W-L-S	APP-GS	IP	R	ER	BB	K	OPP. BA
5.25	0-0-0	8-0	12.0	11	7	5	10	.354

Garza's Single-Game Highs

Innings	Season	2.2 vs. San Jose St. (3/3/19)
	Career	Same
Longest Start	Season	
	Career	
Shortest Start	Season	
	Career	
Longest Relief	Season	2.2 vs. San Jose St. (3/3/19)
	Career	Same
Hits	Season	4 - done twice
	Career	Same
Runs	Season	4 at New Mexico St. (3/26/19)
	Career	Same
Earned Runs	Season	3 vs. Oklahoma (3/19/19)
	Career	Same
Walks	Season	2 - done twice
	Career	Same
Strikeouts	Season	3 - done twice
	Career	Same

GAME-BY-GAME STATISTICS

Date	OPPONENT	GS	IP	H	R	ER	BB	SO	2B	3B	HR	WP	BK	HBP	IBB	Score	W	L	SV	ERA
Feb 16	Minnesota	1.0	0	0	0	0	1	3	0	0	0	0	0	0	0	11-1	0	0	0	0.00
Feb 24	NIAGARA-2	1.2	2	1	1	0	0	0	0	0	0	0	0	0	0	7-4	0	0	0	3.38
Mar 01	SAN JOSE STATE	0.2	0	0	0	0	0	0	0	0	0	0	0	0	0	14-2	0	0	0	2.70
Mar 03	SAN JOSE STATE	2.2	4	2	2	0	1	1	0	1	1	0	1	0	0	18-22	0	0	0	4.50
Mar 09	CAL STATE FULLERTON	1.2	4	1	0	0	0	0	0	0	0	0	0	0	0	18-11	0	0	0	3.52
Mar 19	OKLAHOMA	1.1	2	3	3	2	3	2	0	0	1	0	1	0	0	1-8	0	0	0	6.00
Mar 22	SAN DIEGO STATE	2.0	2	0	0	0	2	0	0	0	0	0	0	0	0	2-4	0	0	0	4.91
Mar 26	New Mexico State	1.0	3	4	1	2	1	1	0	0	0	0	0	1	1	5-13	0	0	0	5.25
Totals		0	12.0	17	11	7	5	10	4	0	1	2	0	2	1	76-65	0	0	0	5.25

GARZA'S CAREER STATS AT UNM

Year	era	w-l	app	gs	cq	sho	sv	ip	h	r	er	bb	so	2b	3b	hr	bf	bavg	wp	hbp	bk	sfa	sha
2019	5.25	0-0	8	0	0	0/0	0	12.0	17	11	7	5	10	4	0	1	60	.354	2	2	0	4	1
TOTAL	5.25	0-0	8	0	0	0/0	0	12.0	17	11	7	5	10	4	0	1	60	.354	2	2	0	4	1



UNIVERSITY OF NEW MEXICO 2019 BASEBALL



PITCHERS

#25

DREW MARRUFO

RHP | 6-1 | 202 | RsFR | Santa Teresa, N.M. (Santa Teresa HS)



ERA	W-L-S	APP-GS	IP	R	ER	BB	K	OPP. BA
7.71	0-0-0	6-0	7.0	6	6	2	5	.367

Marrufo's Single-Game Highs

Innings	Season	2.0 vs. San Diego St. (3/23/19)
	Career	Same
Longest Start	Season	
	Career	
Shortest Start	Season	
	Career	
Longest Relief	Season	2.0 vs. San Diego St. (3/23/19)
	Career	Same
Hits	Season	4 vs. San Diego St. (3/23/19)
	Career	Same
Runs	Season	5 vs. San Diego St. (3/23/19)
	Career	Same
Earned Runs	Season	5 vs. San Diego St. (3/23/19)
	Career	Same
Walks	Season	1 - done twice
	Career	Same
Strikeouts	Season	2 vs. San Diego St. (3/23/19)
	Career	Same

GAME-BY-GAME STATISTICS

Date	OPPONENT	GS	IP	H	R	ER	BB	SO	2B	3B	HR	WP	BK	HBP	IBB	Score	W	L	SV	ERA
Feb 18	Oregon State	1.0	2	1	1	1	1	1	0	0	0	0	0	0	0	0-5	0	0	0	9.00
Feb 24	NIAGARA-1	1.0	2	0	0	0	0	0	0	0	0	1	0	0	0	13-3	0	0	0	4.50
Mar 01	SAN JOSE STATE	1.0	1	0	0	0	1	0	0	0	0	1	0	0	0	14-2	0	0	0	3.00
Mar 16	Nevada	1.0	1	0	0	0	1	0	0	0	0	0	0	0	0	9-3	0	0	0	2.25
Mar 19	OKLAHOMA	1.0	1	0	0	1	0	1	0	0	0	0	0	0	0	1-8	0	0	0	1.80
Mar 23	SAN DIEGO STATE	2.0	4	5	5	0	2	1	1	0	0	0	1	0	0	3-19	0	0	0	7.71
Totals		0	7.0	11	6	6	2	5	3	1	0	2	0	1	0	40-40	0	0	0	7.71

MARRUFO'S CAREER STATS AT UNM

Year	era	w-l	app	gs	cq	sho	sv	ip	h	r	er	bb	so	2b	3b	hr	bf	bavg	wp	hbp	bk	sfa	sha
2019	7.71	0-0	6	0	0	0/0	0	7.0	11	6	6	2	5	3	1	0	35	.367	2	1	0	2	0
TOTAL	7.71	0-0	6	0	0	0/0	0	7.0	11	6	6	2	5	3	1	0	35	.367	2	1	0	2	0



UNIVERSITY OF NEW MEXICO 2019 BASEBALL



PITCHERS

#29

CHAD SMITH

RHP | 6-4 | 210 | SR | Albuquerque, N.M. (La Cueva HS)



ERA	W-L-S	APP-GS	IP	R	ER	BB	K	OPP. BA
6.75	0-1-0	7-0	9.1	7	7	12	7	.257

Smith's Single-Game Highs

Innings	Season	3.0 vs. Gonzaga (2/17/19)
	Career	3.1 vs. NMSU (5/2/17)
Longest Start	Season	
	Career	
Shortest Start	Season	
	Career	
Longest Relief	Season	3.0 vs. Gonzaga (2/17/19)
	Career	3.1 vs. NMSU (5/2/17)
Hits	Season	2 - done twice
	Career	6 at Nevada (4/13/18)
Runs	Season	3 vs. Niagara (2/23/19)
	Career	6 vs. Arizona (4/2/18)
Earned Runs	Season	3 vs. Niagara (2/23/19)
	Career	6 vs. Arizona (4/2/18)
Walks	Season	4 vs. San Jose St. (3/1/19)
	Career	4 - done twice
Strikeouts	Season	2 - done twice
	Career	4 vs. Oregon St. (2/16/18)

GAME-BY-GAME STATISTICS

Date	OPPONENT	GS	IP	H	R	ER	BB	SO	2B	3B	HR	WP	BK	HBP	IBB	Score	W	L	SV	ERA
Feb 17	Gonzaga	3.0	1	0	0	2	2	0	0	0	0	0	1	0	0	6-4	0	0	0	0.00
Feb 23	NIAGARA-1	0.1	1	3	3	2	1	0	0	0	0	0	0	0	0	3-5	0	1	0	8.10
Mar 01	SAN JOSE STATE	1.1	1	1	1	4	1	1	0	0	0	0	0	0	0	14-2	0	1	0	7.71
Mar 03	SAN JOSE STATE	1.0	2	1	1	1	2	1	0	0	0	0	0	0	0	18-22	0	1	0	7.94
Mar 15	Nevada	1.0	1	0	0	1	0	1	0	0	0	0	0	0	0	3-5	0	1	0	6.75
Mar 20	OKLAHOMA	2.0	1	0	0	1	1	0	0	0	1	0	0	0	0	6-8	0	1	0	5.19
Mar 23	SAN DIEGO STATE	0.2	2	2	2	1	0	0	0	1	0	0	0	0	0	3-19	0	1	0	6.75
Totals		0	9.1	9	7	7	12	7	3	0	1	1	0	1	0	53-65	0	1	0	6.75

SMITH'S CAREER STATS AT UNM

Year	era	w-l	app	qs	cq	sho	sv	ip	h	r	er	bb	so	2b	3b	hr	bf	bavg	wp	hbp	bk	sfa	sha
2017	17.69	0-1	16	0	0	0/0	0	9.2	23	19	19	5	6	3	0	1	57	.451	2	1	0	0	0
2018	9.78	0-0	17	0	0	0/1	0	23.0	37	29	25	18	10	8	1	2	122	.394	4	5	1	3	2
2019	6.75	0-1	7	0	0	0/0	0	9.1	9	7	7	12	7	3	0	1	48	.257	1	1	0	0	0
TOTAL	10.93	0-2	40	0	0	0/1	0	42.0	69	55	51	35	23	14	1	4	227	.383	7	7	1	3	2



UNIVERSITY OF NEW MEXICO 2019 BASEBALL



PITCHERS

#30

JACK WHITE

RHP | 6-3 | 195 | RsFR | Albuquerque, N.M. (Cibola HS)



ERA	W-L-S	APP-GS	IP	R	ER	BB	K	OPP. BA
10.80	1-0-0	5-0	3.1	5	4	1	1	.308

White's Single-Game Highs

Innings	Season	11 vs. Oregon State (2-18-19)
	Career	Same
Longest Start	Season	
	Career	
Shortest Start	Season	
	Career	
Longest Relief	Season	11 vs. Oregon State (2-18-19)
	Career	Same
Hits	Season	2 vs. Oklahoma (3/20/19)
	Career	Same
Runs	Season	2 - done twice
	Career	Same
Earned Runs	Season	2 vs. Oklahoma (3/20/19)
	Career	Same
Walks	Season	1 vs. Oklahoma (3/20/19)
	Career	Same
Strikeouts	Season	1 at Arizona (2/27/19)
	Career	Same

GAME-BY-GAME STATISTICS

Date	OPPONENT	GS	IP	H	R	ER	BB	SO	2B	3B	HR	WP	BK	HBP	IBB	Score	W	L	SV	ERA
Feb 18	Oregon State	1	1	0	0	0	0	0	0	0	0	0	0	0	0	0-5	0	0	0	0.00
Feb 27	Arizona	1	0	0	0	0	1	0	0	0	0	0	0	0	0	5-4	1	0	0	0.00
Mar 03	SAN JOSE STATE	0	1	2	1	0	0	0	0	0	0	0	0	0	0	18-22	1	0	0	3.86
Mar 10	CAL STATE FULLERTON	0	1	1	1	0	0	0	0	0	0	0	0	0	0	7-13	1	0	0	7.71
Mar 20	OKLAHOMA	1	0	2	2	2	1	0	1	0	0	1	0	0	0	6-8	1	0	0	10.80
Totals		0	3.1	4	5	4	1	1	1	0	0	1	0	0	0	36-52	1	0	0	10.80

WHITE'S CAREER STATS AT UNM

Year	era	w-l	app	qs	cg	sho	sv	ip	h	r	er	bb	so	2b	3b	hr	bf	bavg	wp	hbp	bk	sfa	sha
2019	10.80	1-0	5	0	0	0/0	0	3.1	4	5	4	1	1	1	0	0	15	.308	1	0	0	0	1
TOTAL	10.80	1-0	5	0	0	0/0	0	3.1	4	5	4	1	1	1	0	0	15	.308	1	0	0	0	1



UNIVERSITY OF NEW MEXICO 2019 BASEBALL



PITCHERS

#32

MALACHI EMOND

RHP | 6-3 | 233 | SR | Coventry, Conn. (Western Oklahoma JC)



ERA	W-L-S	APP-GS	IP	R	ER	BB	K	OPP. BA
4.11	1-1-5	11-0	15.1	8	7	4	16	.311

Emond's Single-Game Highs

Innings	Season	3.1 vs. San Diego St. (3/24/19)
	Career	4.2 vs. Fresno St. (4/7/18)
Longest Start	Season	
	Career	
Shortest Start	Season	
	Career	
Longest Relief	Season	3.1 vs. San Diego St. (3/24/19)
	Career	4.2 vs. Fresno St. (4/7/18)
Hits	Season	5 vs. Oregon State (2/15/19)
	Career	Same
Runs	Season	4 vs. Oregon State (2/15/19)
	Career	Same
Earned Runs	Season	3 vs. Oregon State (2/15/19)
	Career	3 - done twice
Walks	Season	2 vs. Oregon State (2/15/19)
	Career	4 vs. Air Force (3/24/18)
Strikeouts	Season	3 - done twice
	Career	5 - done twice

GAME-BY-GAME STATISTICS

Date	OPPONENT	GS	IP	H	R	ER	BB	SO	2B	3B	HR	WP	BK	HBP	IBB	Score	W	L	SV	ERA
Feb 15	Oregon State		2.0	5	4	3	2	2	1	0	0	0	0	0	0	5-6	0	1	0	13.50
Feb 17	Gonzaga		1.0	0	0	0	0	1	0	0	0	0	0	0	0	6-4	0	1	1	9.00
Feb 23	NIAGARA-1		0.2	2	1	1	1	1	0	0	0	0	0	0	0	3-5	0	1	1	9.82
Feb 24	NIAGARA-2		1.1	2	1	1	0	3	1	0	0	0	0	0	0	7-4	0	1	2	9.00
Feb 27	Arizona		1.0	1	0	0	0	1	0	0	0	0	0	0	0	5-4	0	1	3	7.50
Mar 02	SAN JOSE STATE		1.1	2	0	0	0	2	0	0	0	0	0	0	0	7-6	1	1	3	6.14
Mar 03	SAN JOSE STATE		1.0	2	1	1	0	1	0	0	0	0	0	0	0	18-22	1	1	3	6.48
Mar 08	CAL STATE FULLERTON		1.0	1	0	0	0	0	0	0	0	0	0	0	0	6-4	1	1	4	5.79
Mar 17	Nevada		2.0	0	0	0	0	2	0	0	0	0	0	0	0	4-6	1	1	4	4.76
Mar 20	OKLAHOMA		0.2	0	0	0	1	0	0	0	0	0	0	0	0	6-8	1	1	4	4.50
Mar 24	SAN DIEGO STATE		3.1	4	1	1	0	3	2	0	0	0	0	0	0	13-4	1	1	5	4.11
Totals		0	15.1	19	8	7	4	16	4	0	0	0	0	0	0	80-73	1	1	5	4.11

EMOND'S CAREER STATS AT UNM

Year	era	w-l	app	qs	cq	sho	sv	ip	h	r	er	bb	so	2b	3b	hr	bf	bavg	wp	hbp	bk	sfa	sha
2018	2.72	3-2	26	0	0	0/0	2	39.2	30	15	12	18	56	6	2	1	167	.211	6	3	0	1	3
2019	4.11	1-1	11	0	0	0/0	5	15.1	19	8	7	4	16	4	0	0	66	.311	0	0	0	1	0
TOTAL	3.11	4-3	37	0	0	0/0	7	55.0	49	23	19	22	72	10	2	1	233	.241	6	3	0	2	3



UNIVERSITY OF NEW MEXICO 2019 BASEBALL



PITCHERS

#37

TREVOR RILEY

RHP | 6-2 | 175 | FR | Poway, Calif. (Poway HS)



ERA	W-L-S	APP-GS	IP	R	ER	BB	K	OPP. BA
...

Riley's Single-Game Highs

Innings	Season _____
	Career _____
Longest Start	Season _____
	Career _____
Shortest Start	Season _____
	Career _____
Longest Relief	Season _____
	Career _____
Hits	Season _____
	Career _____
Runs	Season _____
	Career _____
Earned Runs	Season _____
	Career _____
Walks	Season _____
	Career _____
Strikeouts	Season _____
	Career _____

GAME-BY-GAME STATISTICS

Date	OPPONENT	GS	IP	H	R	ER	BB	SO	2B	3B	HR	WP	BK	HBP	IBB	Score	W	L	SV	ERA
Totals																				

RILEY'S CAREER STATS AT UNM



UNIVERSITY OF NEW MEXICO 2019 BASEBALL



PITCHERS

#40

BRIAN COFFEY

LHP | 6-1 | 221 | JR | Las Vegas, Nev. (Bishop Gorman HS)



ERA	W-L-S	APP-GS	IP	R	ER	BB	K	OPP. BA
7.13	2-2-0	9-3	24.0	19	19	10	10	.354

Coffey's Single-Game Highs

Innings	Season	6.0 vs. Niagara (2/24/19)
	Career	Same
Longest Start	Season	6.0 vs. Niagara (2/24/19)
	Career	Same
Shortest Start	Season	2.2 vs. San Jose St. (3/3/19)
	Career	2.1 vs. Texas Tech (4/17/18)
Longest Relief	Season	3.1 at Nevada (3/17/19)
	Career	Same
Hits	Season	9 vs. Niagara (2/24/19)
	Career	Same
Runs	Season	4 - done twice
	Career	6 vs. Texas Tech (4/17/18)
Earned Runs	Season	4 - done twice
	Career	5 vs. Texas Tech (4/17/18)
Walks	Season	4 vs. Gonzaga (2/17/19)
	Career	Same
Strikeouts	Season	3 vs. Niagara (2/24/19)
	Career	3 - done four times

GAME-BY-GAME STATISTICS

Date	OPPONENT	GS	IP	H	R	ER	BB	SO	2B	3B	HR	WP	BK	HBP	IBB	Score	W	L	SV	ERA
Feb 17	Gonzaga	*	3.1	3	4	4	4	0	2	0	0	3	0	0	0	6-4	0	0	0	10.80
Feb 24	NIAGARA-1	*	6.0	9	3	3	1	3	2	0	0	0	0	0	0	13-3	1	0	0	6.75
Mar 03	SAN JOSE STATE	*	2.2	6	4	4	3	2	1	0	1	1	0	1	2	18-22	1	1	0	8.25
Mar 09	CAL STATE FULLERTON		2.0	0	0	0	0	1	0	0	0	0	0	0	0	18-11	1	1	0	7.07
Mar 10	CAL STATE FULLERTON		2.0	4	2	2	0	1	0	0	1	0	0	0	0	7-13	1	2	0	7.31
Mar 17	Nevada		3.1	3	1	1	1	1	0	0	0	0	0	0	0	4-6	1	2	0	6.52
Mar 20	OKLAHOMA		2.0	3	2	2	0	1	1	0	0	0	0	0	0	6-8	1	2	0	6.75
Mar 24	SAN DIEGO STATE		1.2	3	0	0	0	1	0	0	0	0	0	0	0	13-4	2	2	0	6.26
Mar 26	New Mexico State		1.0	4	3	3	1	0	0	0	0	0	0	0	0	5-13	2	2	0	7.12
Totals		3	24.0	35	19	19	10	10	6	0	2	4	0	1	2	90-84	2	2	0	7.12

COFFEY'S CAREER STATS AT UNM

Year	era	w-l	app	gs	cq	sho	sv	ip	h	r	er	bb	so	2b	3b	hr	bf	bavg	wp	hbp	bk	sfa	sha
2017	7.20	0-0	6	0	0	0/0	0	5.0	9	4	4	2	3	1	0	0	24	.409	0	0	0	0	0
2018	6.67	0-1	22	1	0	0/0	0	27.0	46	23	20	9	25	10	1	2	134	.380	3	1	0	0	3
2019	7.12	2-2	9	3	0	0/0	0	24.0	35	19	19	10	10	6	0	2	112	.354	4	1	0	1	1
TOTAL	6.91	2-3	37	4	0	0/0	0	56.0	90	46	43	21	38	17	1	4	270	.372	7	2	0	1	4



UNIVERSITY OF NEW MEXICO 2019 BASEBALL



PITCHERS

#41

KYLE CONLEY

LHP | 5-9 | 173 | FR | Spring, Texas (Spring HS)



ERA	W-L-S	APP-GS	IP	R	ER	BB	K	OPP. BA
0.00	0-0-0	1-0	0.1	0	0	0	1	.500

Conley's Single-Game Highs

Innings	Season	0.1 vs. Oklahoma (3/20/19)
	Career	Same
Longest Start	Season	
	Career	
Shortest Start	Season	
	Career	
Longest Relief	Season	0.1 vs. Oklahoma (3/20/19)
	Career	Same
Hits	Season	1 vs. Oklahoma (3/20/19)
	Career	Same
Runs	Season	
	Career	
Earned Runs	Season	
	Career	
Walks	Season	
	Career	
Strikeouts	Season	1 vs. Oklahoma (3/20/19)
	Career	Same

GAME-BY-GAME STATISTICS

Date	OPPONENT	GS	IP	H	R	ER	BB	SO	2B	3B	HR	WP	BK	HBP	IBB	Score	W	L	SV	ERA
Mar 20	OKLAHOMA		0.1	1	0	0	0	1	0	0	0	1	0	0	0	6-8	0	0	0	0.00
Totals		0	0.1	1	0	0	0	1	0	0	0	1	0	0	0	6-8	0	0	0	0.00

CONLEY'S CAREER STATS AT UNM

Year	era	w-l	app	qs	cq	sho	sv	ip	h	r	er	bb	so	2b	3b	hr	bf	bavg	wo	hbp	bk	sfa	sha
2019	0.00	0-0	1	0	0	0/0	0	0.1	1	0	0	0	1	0	0	0	2	.500	1	0	0	0	0
TOTAL	0.00	0-0	1	0	0	0/0	0	0.1	1	0	0	0	1	0	0	0	2	.500	1	0	0	0	0



UNIVERSITY OF NEW MEXICO 2019 BASEBALL



PITCHERS

#43

KEVIN CONLEY

RHP | 5-9 | FR | 155 | Spring, Texas (Spring HS)



ERA	W-L-S	APP-GS	IP	R	ER	BB	K	OPP. BA
...

Conley's Single-Game Highs

Innings	Season _____
	Career _____
Longest Start	Season _____
	Career _____
Shortest Start	Season _____
	Career _____
Longest Relief	Season _____
	Career _____
Hits	Season _____
	Career _____
Runs	Season _____
	Career _____
Earned Runs	Season _____
	Career _____
Walks	Season _____
	Career _____
Strikeouts	Season _____
	Career _____

GAME-BY-GAME STATISTICS

Date	OPPONENT	GS	IP	H	R	ER	BB	SO	2B	3B	HR	WP	BK	HBP	IBB	Score	W	L	SV	ERA
Totals																				

CONLEY'S CAREER STATS AT UNM



UNIVERSITY OF NEW MEXICO

2019 BASEBALL



HITTERS

#3

HAYDEN SCHILLING

INF | L/R | 5-11 | 190 | SR | Santee, Calif. (West Hills HS)



AVG.	H-AB	R	2B	3B	HR	RBI	SLG%	OB%
.330	32-97	23	9	2	1	21	.495	.421

Schilling's Single-Game Highs

Hits	Season	3 - done three times
	Career	4 - done five times
Runs	Season	3 - done twice
	Career	4 vs. Fresno St. (3/31/17)
Doubles	Season	2 vs. Minnesota (2/16/19)
	Career	2 - done four times
Triples	Season	1 - done twice
	Career	1 - done four times
Home Runs	Season	1 vs. CSU Fullerton (3/10/19)
	Career	1 - done four times
RBI's	Season	5 vs. San Jose St. (3/1/19)
	Career	Same
Walks	Season	2 - done three times
	Career	3 at Air Force (5/11/18)
Stolen Bases	Season	2 - done twice
	Career	Same

GAME-BY-GAME STATISTICS

Date	OPPONENT	GS	AB	R	H	RBI	2B	3B	HR	BB	IBB	SB	CS	HBP	SAC	SF	GDP	K	PO	A	E	Avg	
Feb 15	Oregon State	*	3	1	1	0	0	0	2	0	0	0	0	0	0	0	0	1	1	1	0	.333	
Feb 16	Minnesota	*	5	1	2	1	2	0	0	0	0	0	1	0	0	0	1	0	0	2	0	.375	
Feb 17	Gonzaga	*	4	0	3	1	0	0	0	0	0	0	0	0	0	0	0	0	0	1	0	.500	
Feb 18	Oregon State	*	3	0	0	0	0	0	0	0	0	0	0	0	1	0	0	2	0	5	0	.400	
Feb 23	NIAGARA-1	*	4	1	2	2	0	1	0	0	0	0	0	0	0	0	0	0	0	4	0	.421	
Feb 23	NIAGARA-2	*	4	1	0	0	0	0	0	0	0	0	0	0	0	1	1	1	1	2	0	.348	
Feb 24	NIAGARA-1	*	5	2	1	1	1	0	0	0	0	1	0	0	0	0	0	0	1	2	0	.321	
Feb 24	NIAGARA-2	*	3	1	0	1	0	0	0	1	0	0	0	0	0	1	0	0	2	5	0	.290	
Feb 27	Arizona	*	5	1	2	0	1	0	0	0	0	0	0	0	0	0	0	0	4	2	0	.306	
Mar 01	SAN JOSE STATE	*	4	1	2	5	0	1	0	2	0	1	0	0	0	0	0	1	1	5	0	.325	
Mar 02	SAN JOSE STATE	*	5	0	2	1	1	0	0	0	0	0	1	0	0	0	0	0	2	6	0	.333	
Mar 03	SAN JOSE STATE	*	3	3	2	0	0	0	0	2	0	2	0	1	0	0	0	0	1	2	0	.354	
Mar 08	CAL STATE FULLERTON	*	3	0	0	0	0	0	0	0	0	0	0	0	1	0	0	1	1	3	0	.333	
Mar 09	CAL STATE FULLERTON	*	4	2	1	1	1	0	0	1	0	0	0	1	0	0	0	0	1	2	0	.327	
Mar 10	CAL STATE FULLERTON	*	5	3	3	2	0	0	1	0	0	0	0	0	0	0	0	0	2	2	0	.350	
Mar 15	Nevada	*	4	0	3	1	1	0	0	0	0	1	0	0	0	0	0	0	0	1	0	.375	
Mar 16	Nevada	*	4	1	1	0	1	0	0	1	0	0	0	0	0	0	0	1	0	0	0	.368	
Mar 17	Nevada	*	3	1	1	0	1	0	0	1	0	0	0	0	0	0	0	1	3	4	1	.366	
Mar 19	OKLAHOMA	*	4	0	1	0	0	0	0	0	0	0	0	0	0	0	0	0	2	4	1	.360	
Mar 20	OKLAHOMA	*	5	0	0	0	0	0	0	0	0	0	0	0	0	0	0	1	1	6	0	.338	
Mar 22	SAN DIEGO STATE	*	4	0	1	0	0	0	0	0	0	0	1	0	0	0	0	0	0	7	0	.333	
Mar 23	SAN DIEGO STATE	*	4	1	1	0	0	0	0	1	0	0	0	0	0	0	0	0	0	0	0	.330	
Mar 24	SAN DIEGO STATE	*	6	2	2	3	0	0	0	0	0	0	0	0	0	0	0	0	3	4	0	.330	
Mar 26	New Mexico State	*	3	1	1	1	0	0	0	1	0	2	0	1	0	0	0	0	2	4	0	.330	
Totals			24	97	23	32	21	9	2	1	12	0	7	2	4	2	1	2	9	28	74	2	.330

SCHILLING'S CAREER STATS AT UNM

Year	avg	gp-gs	ab	r	h	2b	3b	hr	rbi	tb	slg%	bb	hbp	so	gdp	ob%	sf	sh	sb-att	po	a	e	fld%
2015	.250	26-19	76	13	19	5	0	0	14	24	.316	10	1	13	2	.341	1	1	2-5	37	68	4	.963
2017	.317	48-42	161	35	51	9	1	2	30	68	.422	24	5	25	1	.415	3	6	8-14	76	94	8	.955
2018	.348	49-46	178	33	62	15	1	1	30	82	.461	27	8	19	2	.453	1	3	4-8	27	93	12	.909
2019	.330	24-24	97	23	32	9	2	1	21	48	.495	12	4	9	2	.421	1	2	7-9	28	74	2	.981
TOTAL	.320	147-131	512	104	164	38	4	4	95	222	.434	73	18	66	7	.419	6	12	21-36	168	329	26	.950



UNIVERSITY OF NEW MEXICO 2019 BASEBALL



HITTERS

#4

REESE O'FARRELL

C | R/R | 6-1 | 200 | JR | Burlington, Ontario (Howard College)



AVG.	H-AB	R	2B	3B	HR	RBI	SLG%	OB%
.222	16-72	9	2	0	0	7	.250	.309

O'Farrell's Single-Game Highs

Hits	Season	2 - done twice
	Career	Same
Runs	Season	2 - done twice
	Career	Same
Doubles	Season	1 - done twice
	Career	Same
Triples	Season	
	Career	
Home Runs	Season	
	Career	
RBI's	Season	3 vs. San Jose St. (3/1/19)
	Career	Same
Walks	Season	2 - done twice
	Career	Same
Stolen Bases	Season	1 vs. San Diego St. (3/24/19)
	Career	Same

GAME-BY-GAME STATISTICS

Date	OPPONENT	GS	AB	R	H	RBI	2B	3B	HR	BB	IBB	SB	CS	HBP	SAC	SF	GDP	K	PO	A	E	Avg
Feb 15	Oregon State	*	4	0	0	0	0	0	0	0	0	0	0	0	0	0	0	0	7	0	0	.000
Feb 16	Minnesota	*	3	1	0	0	0	0	1	0	0	0	0	0	1	0	0	0	10	0	0	.000
Feb 17	Gonzaga	*	4	0	1	0	0	0	0	0	0	0	0	0	0	0	0	0	6	1	0	.091
Feb 18	Oregon State	*	2	0	0	0	0	0	0	0	0	0	0	0	1	0	0	1	4	0	0	.077
Feb 23	NIAGARA-1	*	4	0	1	0	0	0	0	0	0	0	0	0	0	0	0	0	12	1	1	.118
Feb 23	NIAGARA-2	*	3	0	1	0	0	0	0	0	0	0	0	0	0	0	0	1	12	0	1	.150
Feb 24	NIAGARA-1	*	2	2	1	0	1	0	0	2	0	0	0	0	0	0	0	0	2	1	1	.182
Feb 24	NIAGARA-2	*	0	0	0	0	0	0	1	0	0	0	0	1	0	0	0	0	1	1	0	.182
Feb 27	Arizona	*	4	0	1	0	0	0	0	0	0	0	0	0	0	0	0	0	6	0	0	.192
Mar 01	SAN JOSE STATE	*	4	1	1	3	0	0	1	0	0	0	0	0	0	0	0	0	10	0	1	.200
Mar 02	SAN JOSE STATE	*	4	0	1	1	0	0	0	0	0	0	0	0	0	0	0	0	2	1	0	.206
Mar 03	SAN JOSE STATE	*	2	0	0	0	0	0	0	0	0	0	0	0	0	0	0	0	3	0	0	.194
Mar 08	CAL STATE FULLERTON	*	2	0	1	0	0	0	0	0	0	0	0	0	1	0	1	0	8	2	0	.211
Mar 09	CAL STATE FULLERTON	*	5	2	2	1	0	0	0	0	0	0	0	0	0	0	0	0	4	1	0	.233
Mar 10	CAL STATE FULLERTON	*	2	0	0	0	0	0	0	2	0	0	0	0	0	0	0	0	8	2	0	.222
Mar 15	Nevada	*	3	0	0	0	0	0	0	0	0	0	0	0	0	0	0	0	5	0	0	.208
Mar 16	Nevada	*	4	1	1	0	0	0	0	0	0	0	0	0	0	0	0	1	5	2	0	.212
Mar 17	Nevada	*	3	0	0	0	0	0	0	0	0	0	0	0	0	0	1	1	4	2	1	.200
Mar 19	OKLAHOMA	*	3	0	1	0	0	0	0	0	0	0	0	0	0	0	0	2	12	0	1	.207
Mar 22	SAN DIEGO STATE	*	3	0	0	0	0	0	0	0	0	0	0	0	0	0	1	1	10	1	0	.197
Mar 23	SAN DIEGO STATE	*	3	0	1	0	0	0	0	0	0	0	0	0	0	0	0	0	8	0	0	.203
Mar 24	SAN DIEGO STATE	*	5	1	2	2	1	0	0	0	0	1	0	0	0	0	0	0	6	0	0	.217
Mar 26	New Mexico State	*	3	1	1	0	0	0	0	1	0	0	0	0	0	0	0	1	5	0	0	.222
Totals			72	9	16	7	2	0	0	8	0	1	0	1	3	0	3	8	150	15	6	.222

O'FARRELL'S CAREER STATS AT UNM

Year	avg	gp-gs	ab	r	h	2b	3b	hr	rbi	tb	slg%	bb	hbp	so	gdp	ob%	sf	sh	sb-att	po	a	e	fld%
2019	.222	23-23	72	9	16	2	0	0	7	18	.250	8	1	8	3	.309	0	3	1-1	150	15	6	.965
TOTAL	.222	23-23	72	9	16	2	0	0	7	18	.250	8	1	8	3	.309	0	3	1-1	150	15	6	.965



UNIVERSITY OF NEW MEXICO 2019 BASEBALL



HITTERS

#5

JUSTIN WATARI

INF | L/R | 5-6 | 158 | JR | Roseville, Calif. (Woodcreek HS)



AVG.	H-AB	R	2B	3B	HR	RBI	SLG%	OB%
.333	17-51	19	1	1	0	3	.392	.470

Watari's Single-Game Highs

Hits	Season	3 vs. Niagara (2/24/19)
	Career	4 - done twice
Runs	Season	3 - done twice
	Career	3 - done eight times
Doubles	Season	1 at Arizona (2/27/19)
	Career	2 vs. UNLV (4/21/18)
Triples	Season	1 vs. San Jose St. (3/3/19)
	Career	1 - done three times
Home Runs	Season	
	Career	1 vs. UC Davis (5/20/18)
RBI's	Season	1 - done three times
	Career	3 at Grand Caynon (4/25/18)
Walks	Season	3 vs. Minnesota (2/16/19)
	Career	3 - done four times
Stolen Bases	Season	1 - done three times
	Career	2 at San Jose St. (4/29/18)

GAME-BY-GAME STATISTICS

Date	OPPONENT	GS	AB	R	H	RBI	2B	3B	HR	BB	IBB	SB	CS	HBP	SAC	SF	GDP	K	PO	A	E	Avg
Feb 15	Oregon State	*	4	0	1	0	0	0	0	0	0	0	0	0	1	0	0	0	0	1	2	.250
Feb 16	Minnesota	*	3	3	2	1	0	0	0	3	0	0	0	0	0	0	0	1	3	3	0	.429
Feb 17	Gonzaga	*	2	1	0	0	0	0	0	1	0	0	0	0	1	0	0	0	2	5	1	.333
Feb 18	Oregon State	*	3	0	0	0	0	0	0	1	0	0	0	0	0	0	0	0	1	2	0	.250
Feb 23	NIAGARA-1	*	5	1	2	0	0	0	0	0	0	0	0	0	0	0	0	0	1	1	0	.294
Feb 23	NIAGARA-2	*	3	1	1	0	0	0	0	1	0	0	0	0	0	0	0	0	1	3	0	.300
Feb 24	NIAGARA-1	*	4	3	3	1	0	0	0	0	0	1	0	0	0	1	0	0	1	3	0	.375
Feb 24	NIAGARA-2	*	5	1	1	0	0	0	0	0	0	0	0	0	0	0	0	0	2	4	0	.345
Feb 27	Arizona	*	5	0	1	1	1	0	0	0	0	0	0	0	0	0	1	1	0	2	0	.324
Mar 01	SAN JOSE STATE	*	4	2	1	0	0	0	2	0	1	0	0	0	0	0	0	3	2	2	0	.316
Mar 02	SAN JOSE STATE	*	3	1	0	0	0	0	2	0	0	0	0	0	0	0	0	0	1	2	0	.293
Mar 03	SAN JOSE STATE	*	4	2	2	0	0	1	0	2	0	1	0	0	0	0	0	0	1	2	0	.311
Mar 08	CAL STATE FULLERTON	*	3	2	1	0	0	0	1	0	0	0	0	0	0	0	0	0	5	4	0	.312
Mar 09	CAL STATE FULLERTON	*	3	2	2	0	0	0	0	1	0	0	0	0	0	0	0	0	0	1	0	.333
Totals			14	51	19	17	3	1	0	14	0	3	0	0	2	1	1	5	20	35	3	.333

WATARI'S CAREER STATS AT UNM

Year	avg	gp-gs	ab	r	h	2b	3b	hr	rbi	tb	slg%	bb	hbp	so	gdp	ob%	sf	sh	sb-alt	po	a	e	fld%
2017	.268	35-26	82	29	22	4	0	0	12	26	.317	32	1	22	1	.474	1	1	1-2	32	79	4	.965
2018	.321	46-44	159	35	51	11	2	1	25	69	.434	33	1	15	5	.438	1	12	6-8	67	123	6	.969
2019	.333	14-14	51	19	17	1	1	0	3	20	.392	14	0	5	1	.470	1	2	3-3	20	35	3	.948
TOTAL	.308	95-84	292	83	90	16	3	1	40	115	.394	79	2	42	7	.455	3	15	10-13	119	237	13	.965



UNIVERSITY OF NEW MEXICO 2019 BASEBALL



HITTERS

#6

BRAYDEN MERRITT

OF | L/R | 5-9 | 175 | SO | Chandler, Ariz. (Hamilton HS)



AVG.	H-AB	R	2B	3B	HR	RBI	SLG%	OB%
.200	8-40	7	0	0	0	2	.200	.283

Merritt's Single-Game Highs

Hits	Season	2 - done three times
	Career	4 vs. UNLV (4/22/18)
Runs	Season	1 - done seven times
	Career	3 vs. Nevada (3/3/18)
Doubles	Season	
	Career	1 - done seven times
Triples	Season	
	Career	
Home Runs	Season	
	Career	1 - done twice
RBI's	Season	1 - done twice
	Career	2 - done four times
Walks	Season	1 - done five times
	Career	1 - done 15 times
Stolen Bases	Season	1 vs. Oklahoma (3/20/19)
	Career	1 - done three times

GAME-BY-GAME STATISTICS

Date	OPPONENT	GS	AB	R	H	RBI	2B	3B	HR	BB	IBB	SB	CS	HBP	SAC	SF	GDP	K	PO	A	E	Avg
Feb 15	Oregon State	*	3	1	1	0	0	0	0	1	0	0	0	0	0	0	0	1	2	0	0	.333
Feb 16	Minnesota	*	5	1	0	0	0	0	0	0	0	0	0	0	0	0	0	1	1	0	0	.125
Feb 17	Gonzaga	*	3	1	0	0	0	0	0	1	0	0	0	0	0	0	0	1	1	0	0	.091
Feb 18	Oregon State	*	2	0	0	0	0	0	0	0	0	0	0	0	0	0	0	1	5	0	0	.077
Feb 23	NIAGARA-1	*	2	1	0	0	0	0	0	1	0	0	0	0	0	0	0	0	0	0	0	.067
Feb 23	NIAGARA-2	*	0	0	0	0	0	0	0	0	0	0	0	0	0	0	0	0	0	0	0	.067
Feb 24	NIAGARA-2	*	0	0	0	0	0	0	0	0	0	0	0	0	0	0	0	0	0	0	0	.067
Feb 27	Arizona	*	3	1	2	0	0	0	0	0	0	0	0	0	1	0	0	0	3	0	0	.167
Mar 01	SAN JOSE STATE	*	3	1	2	1	0	0	0	1	0	0	0	0	0	1	0	1	3	0	0	.238
Mar 02	SAN JOSE STATE	*	2	0	0	0	0	0	0	1	0	0	1	0	0	0	0	1	3	0	1	.217
Mar 03	SAN JOSE STATE	*	2	0	0	0	0	0	0	0	0	0	0	0	0	0	0	1	2	0	0	.200
Mar 08	CAL STATE FULLERTON	*	1	0	0	0	0	0	0	0	0	0	0	0	0	0	0	1	2	0	0	.192
Mar 10	CAL STATE FULLERTON	*	2	0	0	0	0	0	0	0	0	0	0	0	0	0	0	0	0	0	0	.179
Mar 16	Nevada	*	1	0	0	0	0	0	0	0	0	0	0	0	0	0	0	0	0	1	0	.172
Mar 19	OKLAHOMA	*	1	0	0	0	0	0	0	0	0	0	0	0	0	0	1	0	0	0	0	.167
Mar 20	OKLAHOMA	*	4	1	2	1	0	0	0	0	0	1	0	0	0	0	0	1	1	0	0	.206
Mar 22	SAN DIEGO STATE	*	4	0	1	0	0	0	0	0	0	0	0	0	0	0	0	0	1	0	0	.211
Mar 23	SAN DIEGO STATE	*	2	0	0	0	0	0	0	0	0	0	0	0	0	0	0	1	3	0	0	.200
Totals			12	40	7	8	2	0	0	5	0	1	1	0	1	1	1	10	27	1	1	.200

MERRITT'S CAREER STATS AT UNM

Year	avg	gp-gs	ab	r	h	2b	3b	hr	rbi	tb	slg%	bb	hbp	so	gdp	ob%	sf	sh	sb-alt	po	a	e	fld%
2018	.293	48-39	140	23	41	7	0	2	20	54	.386	10	2	23	3	.344	2	3	2-4	96	0	3	.970
2019	.200	18-12	40	7	8	0	0	0	2	8	.200	5	0	10	1	.283	1	1	1-2	27	1	1	.966
TOTAL	.272	66-51	180	30	49	7	0	2	22	62	.344	15	2	33	4	.330	3	4	3-6	123	1	4	.969



UNIVERSITY OF NEW MEXICO 2019 BASEBALL



HITTERS

#7

JEFF DEIMLING

OF | R/R | 6-0 | 195 | RsSR | Albuquerque, N.M. (La Cueva HS)



AVG.	H-AB	R	2B	3B	HR	RBI	SLG%	OB%
.339	20-59	11	2	0	4	20	.576	.420

Deimling's Single-Game Highs

Hits	Season	4 vs. San Jose St. (3/3/19)
	Career	4 - done five times
Runs	Season	3 vs. CSU Fullerton (3/9/19)
	Career	4 vs. UC Davis (5/19/18)
Doubles	Season	1 - done twice
	Career	1 - done nine times
Triples	Season	0
	Career	1 vs. Central Mich. (2/22/18)
Home Runs	Season	2 vs. San Jose St. (3/3/19)
	Career	Same
RBI's	Season	6 vs. San Jose St. (3/3/19)
	Career	Same
Walks	Season	2 vs. CSU Fullerton (3/9/19)
	Career	2 - done four times
Stolen Bases	Season	0
	Career	1 vs. NMSU (5/8/18)

GAME-BY-GAME STATISTICS

Date	OPPONENT	GS	AB	R	H	RBI	2B	3B	HR	BB	IBB	SB	CS	HBP	SAC	SF	GDP	K	PO	A	E	Avg
Feb 15	Oregon State	*	4	0	2	0	0	0	0	0	0	0	0	0	0	0	1	0	0	0	0	.500
Feb 18	Oregon State	*	1	0	0	0	0	0	0	0	0	0	0	0	0	0	0	0	0	0	0	.400
Feb 23	NIAGARA-1	*	1	0	0	0	0	0	0	0	0	0	0	0	0	0	0	1	0	0	0	.333
Feb 23	NIAGARA-2	*	2	1	1	0	0	0	0	1	0	0	0	0	0	0	0	0	0	0	0	.375
Feb 24	NIAGARA-2	*	3	1	1	2	0	0	0	1	0	0	0	0	0	0	0	1	0	0	0	.364
Feb 27	Arizona	*	1	0	0	0	0	0	0	0	0	0	0	0	0	0	0	1	0	0	0	.333
Mar 01	SAN JOSE STATE	*	1	0	0	0	0	0	0	0	0	0	0	0	0	0	0	0	0	0	0	.308
Mar 02	SAN JOSE STATE	*	1	0	1	0	0	0	0	0	0	0	0	0	0	0	0	0	0	0	0	.357
Mar 03	SAN JOSE STATE	*	5	2	4	6	0	0	2	0	0	0	0	0	0	0	0	1	0	0	0	.474
Mar 08	CAL STATE FULLERTON	*	3	1	2	4	1	0	1	0	0	0	0	1	0	0	0	1	0	0	0	.500
Mar 09	CAL STATE FULLERTON	*	3	3	2	4	0	0	1	2	0	0	0	0	0	1	0	0	0	0	0	.520
Mar 10	CAL STATE FULLERTON	*	5	0	1	1	0	0	0	0	0	0	0	0	0	0	0	1	0	0	0	.467
Mar 15	Nevada	*	4	0	0	0	0	0	0	0	0	0	0	0	0	0	0	3	0	0	0	.412
Mar 16	Nevada	*	3	0	1	0	0	0	0	1	0	0	0	0	0	0	0	0	3	0	0	.405
Mar 17	Nevada	*	4	1	1	0	0	0	0	0	0	0	0	0	0	0	1	0	0	0	0	.390
Mar 19	OKLAHOMA	*	2	0	0	0	0	0	0	1	0	0	0	0	0	0	0	1	0	0	0	.372
Mar 20	OKLAHOMA	*	4	1	1	0	1	0	0	0	0	0	0	0	0	0	0	2	0	0	0	.362
Mar 22	SAN DIEGO STATE	*	3	0	1	0	0	0	0	0	0	0	0	1	0	0	0	1	0	0	0	.360
Mar 23	SAN DIEGO STATE	*	4	0	0	0	0	0	0	0	0	0	0	0	0	0	0	1	0	0	0	.333
Mar 24	SAN DIEGO STATE	*	4	1	2	3	0	0	0	1	0	0	0	0	0	0	0	1	0	0	0	.345
Mar 26	New Mexico State	*	1	0	0	0	0	0	0	0	0	0	0	0	0	0	0	1	0	0	0	.339
Totals		16	59	11	20	20	2	0	4	7	0	0	0	2	0	1	2	16	3	0	0	.339

DEIMLING'S CAREER STATS AT UNM

Year	avg	gp-gs	ab	r	h	2b	3b	hr	rbi	tb	slg%	bb	hbp	so	gdp	ob%	sf	sh	sb-alt	po	a	e	fld%
2017	1.000	1-0	1	0	1	0	0	0	1	1	1.000	0	0	0	0	1.000	0	0	0-0	0	0	0	.000
2018	.321	45-30	137	21	44	7	1	2	27	59	.431	13	4	32	4	.396	0	1	1-4	190	11	7	.966
2019	.339	21-16	59	11	20	2	0	4	20	34	.576	7	2	16	2	.420	1	0	0-0	3	0	0	1.000
TOTAL	.330	67-46	197	32	65	9	1	6	48	94	.477	20	6	48	6	.406	1	1	1-4	193	11	7	.967



UNIVERSITY OF NEW MEXICO 2019 BASEBALL



HITTERS

#9

EDIBERTO REYES

INF/C | R/R | 5-11 | 178 | FR | McAllen, Texas (Valley View HS)



AVG.	H-AB	R	2B	3B	HR	RBI	SLG%	OB%
.333	13-39	5	5	0	0	11	.462	.395

Reyes' Single-Game Highs

Hits	Season	2 - done three times
	Career	Same
Runs	Season	1 - done five times
	Career	Same
Doubles	Season	1 - done five times
	Career	Same
Triples	Season	
	Career	
Home Runs	Season	
	Career	
RBI's	Season	2 - done twice
	Career	Same
Walks	Season	1 - done four times
	Career	Same
Stolen Bases	Season	1 - done twice
	Career	Same

GAME-BY-GAME STATISTICS

Date	OPPONENT	GS	AB	R	H	RBI	2B	3B	HR	BB	IBB	SB	CS	HBP	SAC	SF	GDP	K	PO	A	E	Avg
Feb 24	NIAGARA-2		2	0	1	1	0	0	0	0	0	1	0	0	0	0	0	0	4	0	0	.500
Feb 27	Arizona		1	0	1	1	0	0	0	0	0	0	0	0	0	0	0	0	0	0	0	.667
Mar 01	SAN JOSE STATE		0	0	0	0	0	0	0	0	0	0	0	0	0	0	0	0	1	0	0	.667
Mar 02	SAN JOSE STATE		1	0	0	0	0	0	0	0	0	0	0	0	0	0	0	0	0	0	0	.500
Mar 03	SAN JOSE STATE		3	1	1	1	0	0	0	1	0	0	0	0	0	0	0	1	5	0	0	.429
Mar 10	CAL STATE FULLERTON		1	0	1	0	0	0	0	0	0	0	0	0	0	0	0	0	0	0	0	.500
Mar 15	Nevada		1	0	0	1	0	0	0	0	0	0	0	0	0	0	0	0	2	1	0	.444
Mar 16	Nevada	*	4	0	0	0	0	0	0	1	0	0	0	0	0	0	0	2	0	3	0	.308
Mar 17	Nevada	*	4	1	2	0	1	0	0	0	0	0	0	0	0	0	0	0	3	2	1	.353
Mar 19	OKLAHOMA	*	3	0	2	1	1	0	0	1	0	0	0	0	0	0	0	0	0	1	0	.400
Mar 20	OKLAHOMA	*	4	1	1	2	0	0	0	0	0	0	0	0	0	0	0	0	10	1	0	.375
Mar 22	SAN DIEGO STATE	*	4	0	1	2	1	0	0	0	0	0	0	0	0	0	0	0	0	1	0	.357
Mar 23	SAN DIEGO STATE	*	3	0	2	1	1	0	0	0	0	0	0	0	0	0	0	0	1	1	0	.387
Mar 24	SAN DIEGO STATE	*	5	1	1	1	1	0	0	0	0	0	0	0	0	1	1	2	3	0	0	.361
Mar 26	New Mexico State	*	3	1	0	0	0	0	0	1	0	1	0	0	0	0	0	3	0	1	0	.333
Totals			8	39	5	13	11	5	0	0	4	0	2	0	0	0	1	7	28	14	1	.333

REYES' CAREER STATS AT UNM

Year	avg	gp-gs	ab	r	h	2b	3b	hr	rbi	tb	slg%	bb	hbp	so	gdp	ob%	sf	sh	sb-att	po	a	e	fld%
2019	.333	15-8	39	5	13	5	0	0	11	18	.462	4	0	7	1	.395	0	0	2-2	28	14	1	.977
TOTAL	.333	15-8	39	5	13	5	0	0	11	18	.462	4	0	7	1	.395	0	0	2-2	28	14	1	.977



UNIVERSITY OF NEW MEXICO 2019 BASEBALL



HITTERS

#11

CAMERON STEVENSON

INF | R/R | 6-1 | 195 | FR | Roswell, N.M. (Goddard HS)



AVG.	H-AB	R	2B	3B	HR	RBI	SLG%	OB%
...

Stevenson's Single-Game Highs

Hits	Season _____ Career _____
Runs	Season _____ Career _____
Doubles	Season _____ Career _____
Triples	Season _____ Career _____
Home Runs	Season _____ Career _____
RBI's	Season _____ Career _____
Walks	Season _____ Career _____
Stolen Bases	Season _____ Career _____

GAME-BY-GAME STATISTICS

Date	OPPONENT	GS	AB	R	H	RBI	2B	3B	HR	BB	IBB	SB	CS	HBP	SAC	SF	GDP	K	PO	A	E	Avg
Totals																						

STEVENSON'S CAREER STATS AT UNM



UNIVERSITY OF NEW MEXICO 2019 BASEBALL



HITTERS

#12

JOSEPH HAGOPIAN

INF | L/R | 5-11 | 170 | FR | West Sacramento, Calif. (Jesuit HS)



AVG.	H-AB	R	2B	3B	HR	RBI	SLG%	OB%
...

Hagopian's Single-Game Highs

Hits	Season _____ Career _____
Runs	Season _____ Career _____
Doubles	Season _____ Career _____
Triples	Season _____ Career _____
Home Runs	Season _____ Career _____
RBI	Season _____ Career _____
Walks	Season _____ Career _____
Stolen Bases	Season _____ Career _____

GAME-BY-GAME STATISTICS

Date	OPPONENT	GS	AB	R	H	RBI	2B	3B	HR	BB	IBB	SB	CS	HBP	SAC	SF	GDP	K	PO	A	E	Avg
Totals																						

HAGOPIAN'S CAREER STATS AT UNM



UNIVERSITY OF NEW MEXICO 2019 BASEBALL



HITTERS

#13

CONNOR MANG

INF | R/R | 5-11 | 200 | RsSO | Los Alamos, N.M. (Los Alamos HS)



AVG.	H-AB	R	2B	3B	HR	RBI	SLG%	OB%
.362	34-94	21	6	3	3	20	.585	.430

Mang's Single-Game Highs

Hits	Season	3 - done four times
	Career	3 - done 12 times
Runs	Season	4 - done twice
	Career	Same
Doubles	Season	2 vs. Niagara (2/24/19)
	Career	Same
Triples	Season	1 - done three times
	Career	1 - done six times
Home Runs	Season	1 - done three times
	Career	1 - done four times
RBI's	Season	5 vs. Niagara (2/24/19)
	Career	Same
Walks	Season	3 vs. San Jose St. (3/1/19)
	Career	Same
Stolen Bases	Season	2 vs. Niagara (2/24/19)
	Career	Same

GAME-BY-GAME STATISTICS

Date	OPPONENT	GS	AB	R	H	RBI	2B	3B	HR	BB	IBB	SB	CS	HBP	SAC	SF	GDP	K	PO	A	E	Avg
Feb 15	Oregon State	*	4	1	1	0	1	0	0	0	0	0	0	0	0	0	0	2	0	2	0	.250
Feb 16	Minnesota	*	4	0	0	0	0	0	1	0	0	0	0	0	0	0	0	3	1	1	0	.125
Feb 17	Gonzaga	*	4	0	3	2	0	1	0	0	0	0	0	0	0	0	0	1	2	0	0	.333
Feb 18	Oregon State	*	4	0	3	0	1	0	0	0	0	0	0	0	0	0	0	1	0	1	0	.438
Feb 23	NIAGARA-1	*	4	0	0	0	0	0	0	0	0	0	0	0	0	0	0	0	2	2	1	.350
Feb 23	NIAGARA-2	*	3	0	1	2	0	0	0	0	0	0	0	0	0	1	0	1	0	2	1	.348
Feb 24	NIAGARA-1	*	4	1	3	5	2	0	1	0	0	0	0	0	0	0	0	1	0	2	0	.407
Feb 24	NIAGARA-2	*	4	1	2	0	0	0	0	0	0	2	0	0	0	0	0	1	0	2	0	.419
Feb 27	Arizona	*	4	0	0	0	0	0	0	0	0	0	0	1	0	0	0	1	1	2	0	.371
Mar 01	SAN JOSE STATE	*	2	3	1	0	0	0	3	0	1	0	0	0	0	0	0	1	1	0	1	.378
Mar 02	SAN JOSE STATE	*	3	0	1	2	0	0	0	0	0	0	0	0	1	0	0	0	0	5	1	.375
Mar 03	SAN JOSE STATE	*	4	4	2	0	1	0	0	2	0	0	0	0	0	0	0	0	5	0	0	.386
Mar 08	CAL STATE FULLERTON	*	4	1	1	0	0	0	0	0	0	1	0	0	0	0	0	1	8	1	0	.375
Mar 09	CAL STATE FULLERTON	*	4	4	2	3	0	0	1	2	0	1	0	0	0	0	0	0	4	2	0	.385
Mar 10	CAL STATE FULLERTON	*	5	1	1	2	0	1	0	0	0	0	0	0	0	0	0	2	1	4	0	.368
Mar 15	Nevada	*	3	1	1	0	1	0	0	1	0	0	0	0	0	0	0	1	4	1	0	.367
Mar 16	Nevada	*	5	1	3	2	0	0	1	0	0	0	1	0	0	0	1	0	7	0	0	.385
Mar 17	Nevada	*	4	0	0	0	0	0	0	0	0	0	0	0	0	0	0	0	8	1	0	.362
Mar 19	OKLAHOMA	*	4	1	2	0	0	0	0	0	0	0	0	0	0	0	0	1	8	0	0	.370
Mar 20	OKLAHOMA	*	5	1	2	0	0	0	0	0	0	1	0	0	0	0	0	0	1	1	0	.372
Mar 22	SAN DIEGO STATE	*	4	0	0	0	0	0	0	0	0	0	0	0	0	0	1	0	9	0	0	.354
Mar 23	SAN DIEGO STATE	*	4	1	2	1	0	1	0	0	0	0	0	0	0	0	0	0	9	1	0	.360
Mar 24	SAN DIEGO STATE	*	3	0	1	1	0	0	0	2	1	0	0	0	0	0	0	2	9	1	0	.360
Mar 26	New Mexico State	*	5	0	2	0	0	0	0	0	0	0	0	0	0	0	1	1	10	1	0	.362
Totals			24	94	21	34	20	6	3	3	11	1	6	1	1	1	3	20	90	32	4	.362

MANG'S CAREER STATS AT UNM

Year	avg	gp-gs	ab	r	h	2b	3b	hr	rbi	tb	slg%	bb	hbp	so	gdp	ob%	sf	sh	sb-alt	po	a	e	fld%
2017	.000	3-0	2	2	0	0	0	0	0	0	.000	1	0	0	0	.333	0	0	0-0	0	0	0	.000
2018	.326	48-48	172	35	56	10	3	2	27	78	.453	24	5	31	4	.421	1	2	2-3	245	47	4	.986
2019	.362	24-24	94	21	34	6	3	3	20	55	.585	11	1	20	3	.430	1	1	6-7	90	32	4	.968
TOTAL	.336	75-72	268	58	90	16	6	5	47	133	.496	36	6	51	7	.423	2	3	8-10	335	79	8	.981



UNIVERSITY OF NEW MEXICO 2019 BASEBALL



HITTERS

#14

DEREK MARSHALL JR.

INF/OF | R/R | 6-1 | 233 | RsSO | Los Angeles, Calif. (Loyola HS)



AVG.	H-AB	R	2B	3B	HR	RBI	SLG%	OB%
.189	10-53	6	3	0	2	7	.358	.295

Marshall Jr.'s Single-Game Highs

Hits	Season 2 - done twice
Career	3 at Air Force (5/11/18)
Runs	Season 2 vs. San Jose St. (3/1/19)
Career	2 - done three times
Doubles	Season 2 vs. Oregon State (2/18/19)
Career	2 - done twice
Triples	Season
Career	1 at Air Force (5/13/18)
Home Runs	Season 1 - done twice
Career	1 - done five times
RBI's	Season 3 vs. Oklahoma (3/20/19)
Career	3 - done twice
Walks	Season 1 - done seven times
Career	1 - done 14 times
Stolen Bases	Season
Career	1 vs. Columbia (3/16/18)

GAME-BY-GAME STATISTICS

Date	OPPONENT	GS	AB	R	H	RBI	2B	3B	HR	BB	IBB	SB	CS	HBP	SAC	SF	GDP	K	PO	A	E	Avg
Feb 15	Oregon State	*	3	1	1	0	0	0	0	1	0	0	0	0	0	0	0	1	7	2	0	.333
Feb 16	Minnesota	*	6	1	0	0	0	0	0	0	0	0	0	0	0	0	1	1	9	0	0	.111
Feb 17	Gonzaga	*	4	1	1	2	0	0	1	0	0	0	0	0	0	0	0	2	8	2	0	.154
Feb 18	Oregon State	*	3	0	2	0	2	0	0	0	0	0	0	0	0	0	0	1	7	1	1	.250
Feb 23	NIAGARA-1	*	4	0	2	0	0	0	0	0	0	0	0	0	0	0	1	1	9	0	0	.300
Feb 23	NIAGARA-2	*	3	0	0	0	0	0	1	0	0	0	0	0	0	0	0	2	7	0	1	.261
Feb 24	NIAGARA-1	*	3	0	0	0	0	0	0	1	0	0	0	0	0	0	0	1	9	1	0	.231
Feb 24	NIAGARA-2	*	4	0	1	0	0	0	0	0	0	0	0	0	0	0	0	0	9	0	0	.233
Feb 27	Arizona	*	3	0	0	0	0	0	0	1	0	0	0	0	0	0	0	2	4	1	0	.212
Mar 01	SAN JOSE STATE	*	4	2	1	2	1	0	0	0	0	0	0	1	0	0	0	1	6	0	0	.216
Mar 02	SAN JOSE STATE	*	2	0	0	0	0	0	0	1	0	0	0	0	0	0	0	0	13	0	0	.205
Mar 09	CAL STATE FULLERTON	*	2	0	0	0	0	0	0	0	0	0	0	0	0	0	0	1	8	0	0	.195
Mar 10	CAL STATE FULLERTON	*	4	0	0	0	0	0	0	0	0	0	0	0	0	0	0	1	9	1	0	.178
Mar 15	Nevada	*	2	0	0	0	0	0	0	0	0	0	0	0	0	0	0	1	6	0	1	.170
Mar 19	OKLAHOMA	*	1	0	0	0	0	0	0	0	0	0	0	0	0	0	0	0	0	0	0	.167
Mar 20	OKLAHOMA	*	3	1	1	3	0	0	1	1	0	0	0	0	0	0	0	0	9	1	0	.176
Mar 23	SAN DIEGO STATE	*	1	0	0	0	0	0	0	0	0	0	0	0	0	0	0	0	0	0	0	.173
Totals		14	52	6	9	7	3	0	2	6	0	0	0	1	0	0	2	15	120	9	3	.173

MARSHALL JR'S CAREER STATS AT UNM

Year	avg	gp-gs	ab	r	h	2b	3b	hr	rbi	tb	slg%	bb	hbp	so	gdp	ob%	sf	sh	sb-att	po	a	e	fld%
2018	.245	38-24	106	13	26	8	1	3	19	45	.425	7	3	29	5	.305	2	0	1-2	65	0	3	.956
2019	.189	18-14	53	6	10	3	0	2	7	19	.358	7	1	15	2	.295	0	0	0-0	120	9	3	.977
TOTAL	.226	56-38	159	19	36	11	1	5	26	64	.403	14	4	44	7	.302	2	0	1-2	185	9	6	.970



UNIVERSITY OF NEW MEXICO 2019 BASEBALL



HITTERS

#15

JARED MANG

OF | R/R | 5-9 | 200 | SR | Los Alamos, N.M. (Los Alamos HS)



AVG.	H-AB	R	2B	3B	HR	RBI	SLG%	OB%
.379	36-95	28	15	3	3	33	.695	.456

Mang's Single-Game Highs

Hits	Season	4 - done twice
	Career	5 - done twice
Runs	Season	4 - done twice
	Career	4 - done eight times
Doubles	Season	2 - done four times
	Career	2 - done seven times
Triples	Season	1 - done three times
	Career	1 - done seven times
Home Runs	Season	1 - done three times
	Career	2 at San Diego St. (4/30/17)
RBI's	Season	4 - done twice
	Career	6 - done twice
Walks	Season	3 vs. Niagara (2/24/19)
	Career	Same
Stolen Bases	Season	1 - done three times
	Career	1 - done 12 times

GAME-BY-GAME STATISTICS

Date	OPPONENT	GS	AB	R	H	RBI	2B	3B	HR	BB	IBB	SB	CS	HBP	SAC	SF	GDP	K	PO	A	E	Avg
Feb 15	Oregon State	* 4	1	1	2	0	0	1	1	1	0	0	0	0	0	0	1	0	1	0	0	.250
Feb 16	Minnesota	* 5	2	4	4	2	0	0	1	0	0	0	0	0	0	0	0	1	1	0	0	.556
Feb 17	Gonzaga	* 2	2	1	1	0	0	0	1	1	0	0	0	0	0	1	0	0	3	0	0	.545
Feb 18	Oregon State	* 3	0	0	0	0	0	0	1	0	0	0	0	0	0	0	0	0	2	0	0	.429
Feb 23	NIAGARA-1	* 3	0	2	1	1	0	0	0	0	0	0	1	0	0	0	0	0	1	0	0	.471
Feb 23	NIAGARA-2	* 4	1	1	2	1	0	0	0	0	0	0	0	0	0	0	0	1	2	0	0	.429
Feb 24	NIAGARA-1	* 2	4	1	3	0	1	0	3	0	1	0	0	0	0	0	0	0	3	0	0	.435
Feb 24	NIAGARA-2	* 4	1	1	1	1	0	0	1	0	0	1	0	0	0	0	0	1	6	0	0	.407
Feb 27	Arizona	* 4	0	2	2	0	0	0	1	0	0	0	0	0	0	0	0	0	4	0	0	.419
Mar 01	SAN JOSE STATE	* 5	1	1	0	0	0	0	1	0	1	0	0	0	0	0	0	1	3	0	0	.389
Mar 02	SAN JOSE STATE	* 4	2	1	0	0	0	0	1	0	1	0	0	0	0	0	0	0	4	0	0	.375
Mar 03	SAN JOSE STATE	* 6	2	2	1	2	0	0	0	0	0	0	0	0	0	0	0	0	3	0	0	.370
Mar 08	CAL STATE FULLERTON	* 4	2	2	2	0	1	0	0	0	0	0	0	0	0	0	0	0	1	0	0	.380
Mar 09	CAL STATE FULLERTON	* 6	3	3	3	2	0	0	0	0	0	0	0	0	0	0	0	0	1	0	0	.393
Mar 10	CAL STATE FULLERTON	* 5	1	3	2	0	1	0	0	0	0	0	0	0	0	0	0	1	1	1	0	.410
Mar 15	Nevada	* 4	0	0	0	0	0	0	0	0	0	0	0	0	0	0	0	0	4	0	0	.385
Mar 16	Nevada	* 3	1	2	4	1	0	1	1	0	0	0	0	0	0	1	0	0	6	0	0	.397
Mar 17	Nevada	* 4	1	2	2	1	0	1	0	0	0	0	0	0	0	0	0	2	1	0	0	.403
Mar 19	OKLAHOMA	* 4	0	0	0	0	0	0	0	0	0	0	0	0	0	0	0	0	3	0	0	.382
Mar 20	OKLAHOMA	* 4	0	0	0	0	0	0	1	0	0	0	0	0	0	0	0	2	1	0	0	.363
Mar 22	SAN DIEGO STATE	* 3	0	1	0	1	0	0	1	0	0	0	0	0	0	0	0	0	1	0	0	.361
Mar 23	SAN DIEGO STATE	* 4	0	1	0	1	0	0	0	0	0	0	0	0	0	0	0	0	2	0	0	.356
Mar 24	SAN DIEGO STATE	* 5	4	4	2	2	0	0	0	0	0	0	0	0	0	0	0	0	2	0	0	.380
Mar 26	New Mexico State	* 3	0	1	1	0	0	0	1	0	0	0	0	0	0	1	0	0	2	0	0	.379
Totals		24	95	28	36	33	15	3	3	15	2	3	1	1	0	3	1	9	58	1	0	.379

MANG'S CAREER STATS AT UNM

Year	avg	gp-gs	ab	r	h	2b	3b	hr	rbi	tb	slg%	bb	hbp	so	gdp	ob%	sf	sh	sb-alt	po	a	e	fld%
2016	.291	59-48	175	37	51	10	2	3	30	74	.423	25	4	28	2	.383	5	3	3-4	66	18	4	.955
2017	.373	57-57	241	63	90	17	2	9	62	138	.573	20	6	27	3	.433	1	3	4-6	114	4	1	.992
2018	.284	29-29	102	27	29	3	0	8	29	56	.549	19	9	20	2	.438	0	1	2-3	49	5	2	.964
2019	.379	24-24	95	28	36	15	3	3	33	66	.695	15	1	9	1	.456	3	0	3-4	58	1	0	1.000
TOTAL	.336	169-158	613	155	206	45	7	23	154	334	.545	79	20	84	8	.423	9	7	12-17	287	28	7	.978



UNIVERSITY OF NEW MEXICO 2019 BASEBALL



HITTERS

#16

TANNER BAKER

OF | L/L | 6-1 | 199 | JR | Phoenix, Ariz. (South Mountain CC)



AVG.	H-AB	R	2B	3B	HR	RBI	SLG%	OB%
.275	25-91	11	4	0	0	11	.319	.309

Baker's Single-Game Highs

Hits	Season	4 vs. Minnesota (2/16/19)
	Career	Same
Runs	Season	2 vs. San Jose St. (3/2/19)
	Career	Same
Doubles	Season	1 - done four times
	Career	Same
Triples	Season	
	Career	
Home Runs	Season	
	Career	
RBI's	Season	3 vs. San Jose St. (3/3/19)
	Career	Same
Walks	Season	2 vs. San Diego St. (3/24/19)
	Career	Same
Stolen Bases	Season	1 vs. CSU Fullerton (3/10/19)
	Career	Same

GAME-BY-GAME STATISTICS

Date	OPPONENT	GS	AB	R	H	RBI	2B	3B	HR	BB	IBB	SB	CS	HBP	SAC	SF	GDP	K	PO	A	E	Avg	
Feb 16	Minnesota	*	5	1	4	2	1	0	0	0	0	0	0	0	0	0	0	1	1	0	0	.800	
Feb 17	Gonzaga	*	4	0	1	0	0	0	0	0	0	0	0	0	0	0	0	1	3	0	0	.556	
Feb 18	Oregon State	*	4	0	1	0	0	0	0	0	0	0	0	0	0	0	0	2	2	0	0	.462	
Feb 23	NIAGARA-1	*	4	0	0	0	0	0	0	0	0	0	0	0	0	0	1	1	2	0	0	.353	
Feb 23	NIAGARA-2	*	4	1	1	0	1	0	0	0	0	0	0	0	0	0	0	1	3	0	0	.333	
Feb 24	NIAGARA-1	*	4	0	1	0	0	0	0	0	0	0	0	0	0	0	0	0	2	0	0	.320	
Feb 24	NIAGARA-2	*	3	1	0	1	0	0	0	0	0	0	0	0	0	1	0	0	1	0	0	.286	
Feb 27	Arizona	*	1	0	1	0	0	0	0	0	0	0	0	0	0	0	0	0	0	0	0	.310	
Mar 01	SAN JOSE STATE	*	4	0	0	0	0	0	0	0	0	0	0	0	0	0	0	2	0	0	0	.273	
Mar 02	SAN JOSE STATE	*	5	2	2	1	0	0	0	0	0	0	0	0	0	0	0	0	0	0	0	.289	
Mar 03	SAN JOSE STATE	*	6	1	1	3	0	0	0	0	0	0	0	0	0	0	0	1	6	0	0	.273	
Mar 08	CAL STATE FULLERTON	*	3	0	1	0	0	0	1	0	0	0	0	0	0	0	0	0	0	0	0	.277	
Mar 09	CAL STATE FULLERTON	*	6	1	2	1	0	0	0	0	0	0	0	0	0	0	0	0	5	0	0	.283	
Mar 10	CAL STATE FULLERTON	*	5	0	3	0	0	0	0	0	0	1	0	0	0	0	0	0	0	0	0	.310	
Mar 15	Nevada	*	4	0	1	0	0	0	0	0	0	0	0	0	0	0	0	1	1	0	0	.306	
Mar 16	Nevada	*	5	1	0	0	0	0	0	0	0	0	0	0	0	0	0	0	4	0	0	.284	
Mar 17	Nevada	*	3	0	0	0	0	0	0	0	0	0	0	1	0	0	0	1	1	0	0	.271	
Mar 19	OKLAHOMA	*	3	0	1	0	0	0	0	0	0	0	0	0	0	0	1	0	0	0	0	.274	
Mar 20	OKLAHOMA	*	3	0	0	0	0	0	0	0	0	0	0	0	0	0	0	0	0	0	0	.263	
Mar 22	SAN DIEGO STATE	*	4	1	2	0	1	0	0	0	0	0	0	0	0	0	0	0	1	0	0	.275	
Mar 23	SAN DIEGO STATE	*	4	1	2	1	1	0	0	0	0	0	0	0	0	0	1	0	2	0	1	.286	
Mar 24	SAN DIEGO STATE	*	3	1	1	1	0	0	2	0	0	0	0	0	0	0	1	0	1	0	0	.287	
Mar 26	New Mexico State	*	4	0	0	1	0	0	0	1	0	0	0	0	0	0	1	1	1	0	0	.275	
Totals			22	91	11	25	11	4	0	0	4	0	1	0	1	0	1	5	12	36	0	1	.275

BAKER'S CAREER STATS AT UNM

Year	avg	gp-gs	ab	r	h	2b	3b	hr	rbi	tb	slg%	bb	hbp	so	gdp	ob%	sf	sh	sb-att	po	a	e	fld%
2019	.275	23-22	91	11	25	4	0	0	11	29	.319	4	1	12	5	.309	1	0	1-1	36	0	1	.973
TOTAL	.275	23-22	91	11	25	4	0	0	11	29	.319	4	1	12	5	.309	1	0	1-1	36	0	1	.973



UNIVERSITY OF NEW MEXICO 2019 BASEBALL



HITTERS

#24

ADAM ADKINS

OF | R/R | 6-3 | 202 | SR | Denver, Colo. (West Texas A&M)



AVG.	H-AB	R	2B	3B	HR	RBI	SLG%	OB%
.212	8-33	8	1	1	0	3	.303	.350

Adkins' Single-Game Highs

Hits	Season	2 vs. CSU Fullerton (3/9/19)
	Career	Same
Runs	Season	1 - done eight times
	Career	Same
Doubles	Season	1 vs. CSU Fullerton (3/9/19)
	Career	Same
Triples	Season	1 at Nevada (3/15/19)
	Career	Same
Home Runs	Season	
	Career	
RBI	Season	2 vs. CSU Fullerton (3/9/19)
	Career	Same
Walks	Season	2 vs. Niagara (2/24/19)
	Career	Same
Stolen Bases	Season	
	Career	

GAME-BY-GAME STATISTICS

Date	OPPONENT	GS	AB	R	H	RBI	2B	3B	HR	BB	IBB	SB	CS	HBP	SAC	SF	GDP	K	PO	A	E	Avg
Feb 24	NIAGARA-1	*	4	1	1	0	0	0	0	0	0	0	0	0	0	0	0	1	2	0	0	.250
Feb 24	NIAGARA-2	*	2	0	0	0	0	0	2	0	0	0	0	0	0	0	0	1	2	0	0	.167
Feb 27	Arizona	*	2	1	0	0	0	0	0	1	0	0	0	0	0	0	0	1	3	0	0	.125
Mar 01	SAN JOSE STATE		0	1	0	0	0	0	0	1	0	0	0	0	0	0	0	0	0	0	0	.125
Mar 02	SAN JOSE STATE		0	0	0	0	0	0	0	0	0	0	0	0	0	0	0	0	0	0	0	.125
Mar 03	SAN JOSE STATE		2	0	0	0	0	0	0	0	0	0	0	0	0	0	0	1	0	0	0	.100
Mar 08	CAL STATE FULLERTON	*	2	0	0	0	0	0	0	0	0	0	0	0	0	0	0	2	2	0	0	.083
Mar 09	CAL STATE FULLERTON	*	5	1	2	2	1	0	0	0	0	0	0	0	0	0	0	1	1	0	0	.176
Mar 10	CAL STATE FULLERTON	*	2	0	0	0	0	0	0	0	0	0	0	0	0	0	0	2	1	0	0	.158
Mar 15	Nevada	*	4	1	1	0	0	1	0	0	0	0	0	0	0	0	0	2	0	1	0	.174
Mar 19	OKLAHOMA		1	0	1	0	0	0	0	0	0	0	0	0	0	0	0	0	0	0	0	.208
Mar 20	OKLAHOMA		0	1	0	0	0	0	0	1	0	0	0	0	0	0	0	0	0	0	0	.208
Mar 22	SAN DIEGO STATE		0	0	0	0	0	0	0	1	0	0	0	0	0	0	0	0	0	0	0	.208
Mar 23	SAN DIEGO STATE		1	0	0	0	0	0	0	0	0	0	0	0	0	0	0	1	0	0	0	.200
Mar 24	SAN DIEGO STATE	*	4	1	1	0	0	0	1	0	0	0	0	0	0	0	0	1	2	0	0	.207
Mar 26	New Mexico State	*	4	1	1	1	0	0	0	0	0	0	0	0	0	0	0	1	1	0	0	.212
Totals			9	33	8	7	3	1	1	0	7	0	0	0	0	0	0	14	14	1	0	.212

ADKINS' CAREER STATS AT UNM

Year	avg	gp-gs	ab	r	h	2b	3b	hr	rbi	tb	slg%	bb	hbp	so	gdp	ob%	sf	sh	sb-att	po	a	e	fld%
2019	.212	16-9	33	8	7	1	1	0	3	10	.303	7	0	14	0	.350	0	0	0-0	14	1	0	1.000
TOTAL	.212	16-9	33	8	7	1	1	0	3	10	.303	7	0	14	0	.350	0	0	0-0	14	1	0	1.000



UNIVERSITY OF NEW MEXICO 2019 BASEBALL



HITTERS

#26

NICK ATKINS

INF | R/R | 5-8 | 152 | SO | Venice, Calif. (Venice HS)



AVG.	H-AB	R	2B	3B	HR	RBI	SLG%	OB%
...

Atkins' Single-Game Highs

Hits	Season	_____
	Career	2 - done twice
Runs	Season	_____
	Career	3 at Grand Canyon (4/25/18)
Doubles	Season	_____
	Career	_____
Triples	Season	_____
	Career	_____
Home Runs	Season	_____
	Career	_____
RBI's	Season	_____
	Career	_____
Walks	Season	_____
	Career	1 vs. Columbia (3/16/18)
Stolen Bases	Season	_____
	Career	1 at Grand Canyon (4/25/18)

GAME-BY-GAME STATISTICS

Date	OPPONENT	GS	AB	R	H	RBI	2B	3B	HR	BB	IBB	SB	CS	HBP	SAC	SF	GDP	K	PO	A	E	Avg
Mar 20	OKLAHOMA		0	0	0	0	0	0	0	0	0	0	0	0	0	0	0	0	1	0	0	.000
Totals		0	0	0	0	0	0	0	0	0	0	0	0	0	0	0	0	0	1	0	0	.000

ATKINS' CAREER STATS AT UNM

Year	avg	gp-gs	ab	r	h	2b	3b	hr	rbi	tb	slg%	bb	hbp	so	gdp	ob%	sf	sh	sb-att	po	a	e	fld%
2018	.186	22-13	43	7	8	0	0	0	0	8	.186	1	1	9	1	.222	0	1	1-1	21	33	4	.931
2019	.000	1-0	0	0	0	0	0	0	0	0	.000	0	0	0	0	.000	0	0	0-0	1	0	0	1.000
TOTAL	.186	23-13	43	7	8	0	0	0	0	8	.186	1	1	9	1	.222	0	1	1-1	22	33	4	.932



UNIVERSITY OF NEW MEXICO 2019 BASEBALL



HITTERS

#27

TYLER KELLY

INF | R/R | 5-9 | 170 | FR | Cottonwood, Ariz. (Mingus HS)



AVG.	H-AB	R	2B	3B	HR	RBI	SLG%	OB%
.330	31-94	18	4	1	0	13	.394	.394

Kelly's Single-Game Highs

Hits	Season	3 - done six times
	Career	Same
Runs	Season	3 at Nevada (3/16/19)
	Career	Same
Doubles	Season	1 - done four times
	Career	Same
Triples	Season	1 at Nevada (3/15/19)
	Career	Same
Home Runs	Season	
	Career	
RBI's	Season	3 vs. CSU Fullerton (3/9/19)
	Career	Same
Walks	Season	2 vs. San Diego St. (3/23/19)
	Career	Same
Stolen Bases	Season	2 at New Mexico St. (3/26/19)
	Career	Same

GAME-BY-GAME STATISTICS

Date	OPPONENT	GS	AB	R	H	RBI	2B	3B	HR	BB	IBB	SB	CS	HBP	SAC	SF	GDP	K	PO	A	E	Avg	
Feb 15	Oregon State	*	4	0	1	2	0	0	0	0	0	0	0	0	0	0	0	1	4	0	0	.250	
Feb 16	Minnesota	*	4	1	3	1	0	0	0	0	0	0	1	1	0	0	0	0	0	0	0	.500	
Feb 17	Gonzaga	*	4	1	1	0	0	0	0	0	0	0	0	0	0	0	1	0	0	0	0	.417	
Feb 18	Oregon State	*	4	0	0	0	0	0	0	0	0	0	0	0	0	0	0	1	0	0	0	.312	
Feb 23	NIAGARA-1	*	4	0	1	0	0	0	0	0	0	0	0	0	0	0	0	0	0	0	0	.300	
Feb 23	NIAGARA-2	*	3	0	0	0	0	0	0	1	0	1	0	0	0	0	0	1	1	0	0	.261	
Feb 24	NIAGARA-1	*	4	0	1	2	0	0	0	0	0	1	0	0	0	0	0	0	0	0	0	.259	
Feb 27	Arizona	*	2	1	1	0	1	0	0	0	0	0	0	0	0	0	0	1	0	0	0	.276	
Mar 01	SAN JOSE STATE	*	3	2	1	1	1	0	0	1	0	0	0	0	0	0	0	1	0	0	0	.281	
Mar 02	SAN JOSE STATE	*	4	2	1	0	1	0	0	1	0	0	0	0	0	0	0	0	0	0	0	.278	
Mar 03	SAN JOSE STATE	*	6	2	3	2	0	0	0	0	0	0	0	0	0	0	0	0	0	1	0	.310	
Mar 08	CAL STATE FULLERTON	*	4	0	0	0	0	0	0	0	0	0	0	0	0	0	1	0	0	3	1	.283	
Mar 09	CAL STATE FULLERTON	*	4	0	3	3	0	0	0	1	0	0	0	0	1	0	0	0	2	5	0	.320	
Mar 10	CAL STATE FULLERTON	*	5	2	3	0	1	0	0	0	0	0	0	0	0	0	0	0	4	4	0	.345	
Mar 15	Nevada	*	4	1	1	0	0	1	0	0	0	0	0	0	0	0	0	0	1	2	0	.339	
Mar 16	Nevada	*	5	3	3	1	0	0	0	0	0	0	0	0	0	0	0	0	2	1	0	.359	
Mar 17	Nevada	*	4	0	2	0	0	0	0	0	0	1	0	0	0	0	0	0	3	4	0	.368	
Mar 19	OKLAHOMA	*	4	0	0	0	0	0	0	0	0	0	0	0	0	0	0	0	2	3	0	.347	
Mar 20	OKLAHOMA	*	5	0	2	0	0	0	0	0	0	0	0	0	0	0	0	1	2	5	0	.351	
Mar 22	SAN DIEGO STATE	*	5	0	1	0	0	0	0	0	0	0	0	0	0	0	0	0	4	2	0	.341	
Mar 23	SAN DIEGO STATE	*	3	0	0	0	0	0	0	2	0	0	0	0	0	0	0	1	0	6	0	.329	
Mar 24	SAN DIEGO STATE	*	5	2	0	0	0	0	0	0	0	0	0	1	0	0	0	1	1	0	0	.311	
Mar 26	New Mexico State	*	4	1	3	1	0	0	0	1	0	2	0	0	0	0	0	0	3	7	0	.330	
Totals			22	94	18	31	13	4	1	0	7	0	5	1	3	0	0	2	8	29	43	1	.330

KELLY'S CAREER STATS AT UNM

Year	avg	gp-gs	ab	r	h	2b	3b	hr	rbi	tb	slg%	bb	hbp	so	gdp	ob%	sf	sh	sb-att	po	a	e	fld%
2019	.330	23-22	94	18	31	4	1	0	13	37	.394	7	3	8	2	.394	0	0	5-6	29	43	1	.986
TOTAL	.330	23-22	94	18	31	4	1	0	13	37	.394	7	3	8	2	.394	0	0	5-6	29	43	1	.986



UNIVERSITY OF NEW MEXICO 2019 BASEBALL



HITTERS

#31

ZACK DOAK

INF | R/R | 6-0 | 195 | FR | Tulsa, Okla. (Tulsa Union HS)



AVG.	H-AB	R	2B	3B	HR	RBI	SLG%	OB%
.267	4-15	2	1	6	.467	.353

Doak's Single-Game Highs

Hits	Season	1 - done four times
	Career	Same
Runs	Season	1 - done twice
	Career	Same
Doubles	Season	
	Career	
Triples	Season	
	Career	
Home Runs	Season	1 vs. San Jose St. (3/3/19)
	Career	Same
RBI's	Season	2 - done twice
	Career	Same
Walks	Season	
	Career	
Stolen Bases	Season	
	Career	

GAME-BY-GAME STATISTICS

Date	OPPONENT	GS	AB	R	H	RBI	2B	3B	HR	BB	IBB	SB	CS	HBP	SAC	SF	GDP	K	PO	A	E	Avg
Mar 02	SAN JOSE STATE		0	0	0	0	0	0	0	0	0	0	0	0	0	0	0	0	2	0	0	.000
Mar 03	SAN JOSE STATE		1	1	1	2	0	0	1	0	0	0	0	0	0	0	0	0	0	0	0	1.000
Mar 10	CAL STATE FULLERTON		1	0	0	0	0	0	0	0	0	0	0	0	0	0	0	1	0	0	0	.500
Mar 15	Nevada		1	0	1	1	0	0	0	0	0	0	0	0	0	0	0	0	0	0	0	.667
Mar 16	Nevada	*	3	1	1	1	0	0	0	0	0	0	0	1	0	0	0	1	0	0	0	.500
Mar 17	Nevada	*	3	0	1	2	0	0	0	0	0	0	0	1	0	0	0	0	0	0	0	.444
Mar 19	OKLAHOMA	*	3	0	0	0	0	0	0	0	0	0	0	0	0	0	0	2	0	0	0	.333
Mar 23	SAN DIEGO STATE		1	0	0	0	0	0	0	0	0	0	0	0	0	0	0	0	0	0	0	.308
Mar 26	New Mexico State	*	2	0	0	0	0	0	0	0	0	0	0	0	0	0	0	0	0	0	0	.267
Totals			4	15	2	4	6	0	0	1	0	0	0	2	0	0	0	4	3	0	0	.267

DOAK'S CAREER STATS AT UNM

Year	avg	gp-gs	ab	r	h	2b	3b	hr	rbi	tb	slg%	bb	hbp	so	gdp	ob%	sf	sh	sb-alt	po	a	e	fld%
2019	.267	9-4	15	2	4	0	0	1	6	7	.467	0	2	4	0	.353	0	0	0-0	3	0	0	1.000
TOTAL	.267	9-4	15	2	4	0	0	1	6	7	.467	0	2	4	0	.353	0	0	0-0	3	0	0	1.000



UNIVERSITY OF NEW MEXICO 2019 BASEBALL



HITTERS

#34

DANIEL DURAZO

OF | L/R | 5-11 | 190 | FR | Nogales, Ariz. (Salpointe Catholic HS)



AVG.	H-AB	R	2B	3B	HR	RBI	SLG%	OB%
...

Durazo's Single-Game Highs

Hits	Season _____ Career _____
Runs	Season _____ Career _____
Doubles	Season _____ Career _____
Triples	Season _____ Career _____
Home Runs	Season _____ Career _____
RBI	Season _____ Career _____
Walks	Season _____ Career _____
Stolen Bases	Season _____ Career _____

GAME-BY-GAME STATISTICS

Date	OPPONENT	GS	AB	R	H	RBI	2B	3B	HR	BB	IBB	SB	CS	HBP	SAC	SF	GDP	K	PO	A	E	Avg
Totals																						

DURAZO'S CAREER STATS AT UNM



UNIVERSITY OF NEW MEXICO 2019 BASEBALL



HITTERS

#35

MICAH PIETILA-WIGGS

UTL | R/R | 5-9 | 166 | FR | Chula Vista, Calif. (Eastlake HS)



AVG.	H-AB	R	2B	3B	HR	RBI	SLG%	OB%
.000	0-2	3000	.333

Pietila-Wiggs' Single-Game Highs

Hits	Season _____ Career _____
Runs	Season 1 - done three times Career Same
Doubles	Season _____ Career _____
Triples	Season _____ Career _____
Home Runs	Season _____ Career _____
RBI's	Season _____ Career _____
Walks	Season _____ Career _____
Stolen Bases	Season _____ Career _____

GAME-BY-GAME STATISTICS

Date	OPPONENT	GS	AB	R	H	RBI	2B	3B	HR	BB	IBB	SB	CS	HBP	SAC	SF	GDP	K	PO	A	E	Avg
Feb 18	Oregon State	0	0	0	0	0	0	0	0	0	0	0	0	0	0	0	0	0	1	0	0	.000
Feb 24	NIAGARA-2	0	1	0	0	0	0	0	0	0	0	0	0	0	0	0	0	0	0	0	0	.000
Feb 27	Arizona	0	1	0	0	0	0	0	0	0	0	0	0	0	0	0	0	0	0	0	0	.000
Mar 02	SAN JOSE STATE	0	0	0	0	0	0	0	0	0	0	0	0	0	0	0	0	0	0	0	0	.000
Mar 03	SAN JOSE STATE	1	0	0	0	0	0	0	0	0	0	0	0	0	0	0	0	0	0	0	0	.000
Mar 22	SAN DIEGO STATE	0	1	0	0	0	0	0	0	0	0	0	0	0	0	0	0	0	0	0	0	.000
Mar 23	SAN DIEGO STATE	0	0	0	0	0	0	0	1	0	0	0	0	0	0	0	0	0	0	0	0	.000
Mar 26	New Mexico State	1	0	0	0	0	0	0	0	0	0	0	0	0	0	0	0	1	0	0	0	.000
Totals		0	2	3	0	0	0	0	1	0	0	0	0	0	0	0	0	1	1	0	0	.000

PIETILA-WIGGS' CAREER STATS AT UNM

Year	avg	gp-gs	ab	r	h	2b	3b	hr	rbi	tb	slg%	bb	hbp	so	gdp	ob%	sf	sh	sb-att	po	a	e	fld%
2019	.000	8-0	2	3	0	0	0	0	0	0	.000	1	0	1	0	.333	0	0	0-0	1	0	0	1.000
TOTAL	.000	8-0	2	3	0	0	0	0	0	0	.000	1	0	1	0	.333	0	0	0-0	1	0	0	1.000



UNIVERSITY OF NEW MEXICO 2019 BASEBALL



GAME-BY-GAME LINE SCORES

GAME #1

Feb 15, 2019 at Surprise, Ariz.

Score by Innings	1	2	3	4	5	6	7	8	9	R	H	E	
New Mexico	0	1	0	0	0	3	0	0	1	-	5	9	3
Oregon State	0	0	0	0	0	0	3	0	3	-	6	6	0

WP-Eisert, Brandon (1-0) LP-EMOND, Malachi (0-1) T-3:15 A-1947
HR NM - MANG, Jared

GAME #2

Feb 16, 2019 at Surprise, AZ

Score by Innings	1	2	3	4	5	6	7	8	9	R	H	E	
New Mexico	1	0	2	2	0	0	1	1	4	-	11	15	0
Minnesota	0	0	0	1	0	0	0	0	0	-	1	4	4

WP-GARLEY, Nathaniel (1-0) LP-Fredrickson, Patrick (0-1) T-3:26 A-487

GAME #3

Feb 17, 2019 at Surprise, Ariz.

Score by Innings	1	2	3	4	5	6	7	8	9	R	H	E	
Gonzaga	1	1	0	2	0	0	0	0	0	-	4	6	0
New Mexico	2	0	2	1	0	1	0	X	-	-	6	11	1

WP-WALLER, Kenneth (1-0) Save-EMOND, Malachi(1) LP-LARDNER, M. (0-1) T-3:05 A-666
HR NM - MARSHALL JR, Derek (1)

GAME #4

Feb 18, 2019 at Surprise, Ariz.

Score by Innings	1	2	3	4	5	6	7	8	9	R	H	E	
New Mexico	0	0	0	0	0	0	0	0	0	-	0	6	2
Oregon State	1	1	0	1	0	1	0	1	X	-	5	9	0

WP-Eisert, Brandon (2-0) LP-GILLESPIE, Drew (0-1) T-3:00 A-1624
HR OSU - Jones, Preston (1)

GAME #5

Feb 23, 2019 at Albuquerque, N.M.

Score by Innings	1	2	3	4	5	6	7	8	9	R	H	E	
Niagara	0	0	0	1	0	0	0	4	0	-	5	6	1
New Mexico	1	0	0	2	0	0	0	0	0	-	3	10	2

WP-Howard (1-1) LP-SMITH, Chad (0-1) T-2:35 A-522

GAME #6

Feb 23, 2019 at Albuquerque, N.M.

Score by Innings	1	2	3	4	5	6	7	8	9	R	H	E	
Niagara	0	0	0	0	0	0	3	0	-	-	3	9	2
New Mexico	3	0	0	1	0	0	1	X	-	-	5	6	3

WP-GARLEY, Nathaniel (2-0) Save-SCHILLING, Hayden(1) LP-Brash (0-1) T-2:40

GAME #7

Feb 24, 2019 at Albuquerque, N.M.

Score by Innings	1	2	3	4	5	6	7	R	H	E	
Niagara	2	0	0	1	0	0	0	-	3	11	2
New Mexico	3	3	3	0	0	0	4	-	13	12	1

WP-COFFEY, Brian (1-0) LP-Erwin (0-2) T-2:37 A-0
HR NM - MANG, Connor (1)

GAME #8

Feb 24, 2019 at Albuquerque, N.M.

Score by Innings	1	2	3	4	5	6	7	8	9	R	H	E	
Niagara	0	0	0	0	0	1	2	1	-	4	6	5	
New Mexico	0	0	2	1	3	0	0	1	X	-	7	7	0

WP-LIVELY, Tristin (1-0) Save-EMOND, Malachi(2) LP-Parranto (0-2) T-3:05 A-522

GAME #9

Feb 27, 2019 at Tucson, Ariz.

Score by Innings	1	2	3	4	5	6	7	8	9	R	H	E	
New Mexico	0	0	1	0	0	1	0	0	3	-	5	11	0
Arizona	0	0	0	0	1	3	0	0	0	-	4	6	0

WP-WHITE, Jack (1-0) Save-EMOND, Malachi(3) LP-Nardi, A. (1-2) T-3:24 A-1924

GAME #10

Mar 01, 2019 at Albuquerque, N.M.

Score by Innings	1	2	3	4	5	6	7	8	9	R	H	E	
San Jose State	0	0	0	0	1	0	1	0	-	-	2	8	1
New Mexico	0	2	7	0	0	2	3	X	-	-	14	10	2

WP-SLATEN, Justin (2-0) LP-MITCHEL, Andrew (0-2) T-3:30 A-462

GAME #11

Mar 02, 2019 at Albuquerque, N.M.

Score by Innings	1	2	3	4	5	6	7	8	9	R	H	E	
San Jose State	1	3	0	0	0	1	1	0	-	-	6	16	3
New Mexico	0	1	0	0	3	1	0	0	2	-	7	9	2

WP-EMOND, Malachi (1-1) LP-BONTA-SMITH, Finesa (1-1) T-3:12 A-622

GAME #12

Mar 03, 2019 at Albuquerque, N.M.

Score by Innings	1	2	3	4	5	6	7	8	9	R	H	E	
San Jose State	0	5	8	0	1	1	3	4	-	-	22	24	2
New Mexico	1	2	1	0	0	0	8	2	4	-	18	18	1

WP-CLARK, Jonathan (1-0) Save-BONTA-SMITH, Finesa(2) LP-COFFEY, Brian (1-1) T- A-504 A-504
HR SJ - STRAHM, Kellen (1), SHIMASHITA, James (1), VIOLA, Troy (1)
HR NM - DEIMLING, Jeff (2), DOAK, Zack (1)

GAME #13

Mar 08, 2019 at Albuquerque, N.M.

Score by Innings	1	2	3	4	5	6	7	8	9	R	H	E	
Cal State Fullerton	0	0	0	0	2	2	0	0	-	-	4	8	1
New Mexico	1	0	0	3	2	0	0	0	X	-	6	8	2

WP-SLATEN, Justin (2-0) Save-EMOND, Malachi(4) LP-Bibee, T. (2-2) T-2:53 A-470
HR NM - DEIMLING, Jeff (3)

GAME #14

Mar 09, 2019 at Albuquerque, N.M.

Score by Innings	1	2	3	4	5	6	7	8	9	R	H	E	
Cal State Fullerton	3	0	0	0	0	7	1	0	0	-	11	18	1
New Mexico	6	1	5	5	0	0	0	1	X	-	18	19	0

WP-GARLEY, Nathaniel (3-0) LP-Knorr, M. (0-1) T-3:33 A-569
HR NM - MANG, Connor (3), DEIMLING, Jeff (6)

GAME #15

Mar 10, 2019 at Albuquerque, N.M.

Score by Innings	1	2	3	4	5	6	7	8	9	R	H	E	
Cal State Fullerton	2	0	0	0	2	3	2	0	4	-	13	21	1
New Mexico	0	0	4	1	0	2	0	0	0	-	7	15	0

WP-Luckham, K. (2-1) LP-COFFEY, Brian (1-2) T-3:30 A-697
HR CSF - Garcia, I. (1)
HR NM - SCHILLING, Hayden (1)

GAME #16

Mar 15, 2019 at Weir Field,Reno,Nev.

Score by Innings	1	2	3	4	5	6	7	8	9	R	H	E	
New Mexico	0	0	1	0	0	0	0	1	1	-	3	8	1
Nevada	0	2	0	1	1	0	1	0	X	-	5	11	1

WP-ANDERSON, R. (4-1) Save-BONNENFANT(3) LP-SLATEN, Justin (2-1) T-3:05 A-675

GAME #17

Mar 16, 2019 at Weir Field,Reno,Nv.

Score by Innings	1	2	3	4	5	6	7	8	9	R	H	E	
New Mexico	2	0	3	1	1	0	0	0	-	-	9	12	0
Nevada	0	0	0	0	1	0	0	0	2	-	3	7	1

WP-GARLEY, Nathaniel (4-0) LP-SHARTS, O. (2-3) T-2:59 A-712
HR NM - MANG, Jared (2), MANG, Connor (3)

GAME #18

Mar 17, 2019 at Weir Field,Reno,Nev.

Score by Innings	1	2	3	4	5	6	7	8	9	R	H	E	
New Mexico	0	0	2	2	0	0	0	0	-	-	4	9	4
Nevada	0	2	3	0	1	0	0	0	X	-	6	7	0

WP-SMITH, T. (1-1) Save-FORD, G.(2) LP-GILLESPIE, Drew (0-2) T-2:37 A-699
HR NM - MANG, Jared (3)
HR NV - ZAMORA, J. (3)

GAME #19

Mar 19, 2019 at Albuquerque, N.M.

Score by Innings	1	2	3	4	5	6	7	8	9	R	H	E	
Oklahoma	1	0	2	0	4	0	1	0	-	-	8	11	1
New Mexico	0	0	1	0	0	0	0	0	-	-	1	8	2

WP-Abram, Ben (5-0) LP-LIVELY, Tristin (1-1) T-3:46 A-624

GAME #20

Mar 20, 2019 at Albuquerque, N.M.

Score by Innings	1	2	3	4	5	6	7	8	9	R	H	E	
Oklahoma	3	0	1	2	0	2	0	0	-	-	8	11	1
New Mexico	0	0	0	0	0	4	2	0	-	-	6	9	0

WP-Godman, J. (2-0) Save-Ruffcorn, J.(4) LP-MURANO, Jack (0-1) T-3:52 A-511
HR NM - MARSHALL JR, Derek (2)

GAME #21

Mar 22, 2019 at Albuquerque, N.M.

Score by Innings	1	2	3	4	5	6	7	8	9	R	H	E	
San Diego State	0	0	0	3	1	0	0	0	0	-	4	8	3
New Mexico	0	0	0	0	0	0	0	0	2	-	2	8	0

WP-CLARK, Jonathan (1-0) Save-C.O'SULLIVAN(2) LP-SLATEN, Justin (2-2) T-2:53 A-54
HR SDSU - ARMENTA (1)

GAME #22

Mar 23, 2019 at Albuquerque, N.M.

Score by Innings	1	2	3	4	5	6	7	8	9	R	H	E	
San Diego State	2	1	2	2	2	6	0	4	0	-	19	20	0
New Mexico	0	0	0	2	0	0	0	1	0	-	3	9	1

WP-GOOSSEN-BROW (3-0) LP-GARLEY, Nathaniel (4-1) T-3:10 A-573
HR SDSU - BIBLE (3), FITZHUGH (1)

GAME #23

Mar 24, 2019 at Albuquerque, N.M.

Score by Innings	1	2	3	4	5	6	7	8	9	R	H	E	
San Diego State	0	0	0	3	0	0	0	1	0	-	4	13	3
New Mexico	0	0	0	4	1	4	4	0	X	-	13	14	1

WP-COFFEY, Brian (2-2) Save-EMOND, Malachi(5) LP-SCHMITT (1-3) T-3:25 A-913

GAME #24

Mar 26, 2019 at Las Cruces, N.M.

Score by Innings	1	2	3	4	5	6	7	8	9	R	H	E	
New Mexico	0	4	0	0	1	0	0	0	0	-	5	10	0
New Mexico State	4	0	1	5	0	0	0	3	X	-	13	11	0



UNIVERSITY OF NEW MEXICO 2019 BASEBALL



GAME-BY-GAME LINE SCORES

GAME #28

GAME #37

GAME #46

GAME #29

GAME #38

GAME #47

GAME #30

GAME #39

GAME #48

GAME #31

GAME #40

GAME #49

GAME #32

GAME #41

GAME #50

GAME #33

GAME #42

GAME #51

GAME #34

GAME #43

GAME #52

GAME #35

GAME #44

GAME #53

GAME #36

GAME #45

GAME #54



UNIVERSITY OF NEW MEXICO 2019 BASEBALL



GAME-BY-GAME LINE SCORES

GAME #55

GAME #56



UNIVERSITY OF NEW MEXICO

2019 BASEBALL



2019 New Mexico Lobo Baseball Statistics Summary for New Mexico (as of Mar 27, 2019) (All games)



Record: 12-12 Home: 8-7 Away: 2-3 Neutral: 2-2 MW: 4-5

Date	Opponent	Score	Player	avg	slug	ob%	g	ab	r	h	2b	3b	hr	rbi	bb	so	sb	cs	e	
2/15	vs #8 Oregon State	L 5-6	MANG, Jared	.379	.695	.456	24	95	28	36	15	3	3	33	15	9	3	1	0	
2/16	vs #24 Minnesota	w 11-1	MANG, Connor	.362	.585	.430	24	94	21	34	6	3	3	20	11	20	6	1	4	
2/17	vs Gonzaga	w 6-4	DEIMLING, Jeff	.339	.576	.420	21	59	11	20	2	0	4	20	7	16	0	0	0	
2/18	vs #7 Oregon State	L 0-5	WATARI, Justin	.333	.392	.470	14	51	19	17	1	1	0	3	14	5	3	0	3	
2/23	NIAGARA	L 3-5	SCHILLING, Hayden	.330	.495	.421	24	97	23	32	9	2	1	21	12	9	7	2	2	
2/23	NIAGARA	w 5-3	KELLY, Tyler	.330	.394	.394	23	94	18	31	4	1	0	13	7	8	5	1	1	
2/24	NIAGARA	w 13-3	BAKER, Tanner	.275	.319	.309	23	91	11	25	4	0	0	11	4	12	1	0	1	
2/24	NIAGARA	w 7-4	O'FARRELL, Reese	.222	.250	.309	23	72	9	16	2	0	0	7	8	8	1	0	6	
2/27	at Arizona	w 5-4	MARSHALL JR, Dere	.189	.358	.295	18	53	6	10	3	0	2	7	7	15	0	0	3	
3/1	SAN JOSE STATE	w 14-2	-----																	
3/2	SAN JOSE STATE	w 7-6	REYES, Ediberto	.333	.462	.395	15	39	5	13	5	0	0	11	4	7	2	0	1	
3/3	SAN JOSE STATE	L 18-22	DOAK, Zack	.267	.467	.353	9	15	2	4	0	0	1	6	0	4	0	0	0	
3/8	CAL STATE FULLERTON	w 6-4	ADKINS, Adam	.212	.303	.350	16	33	8	7	1	1	0	3	7	14	0	0	0	
3/9	CAL STATE FULLERTON	w 18-11	MERRITT, Brayden	.200	.200	.283	18	40	7	8	0	0	0	2	5	10	1	1	1	
3/10	CAL STATE FULLERTON	L 7-13	PIETILA-WIGGS, Mic	.000	.000	.333	8	2	3	0	0	0	0	0	1	1	0	0	0	
3/15	at Nevada	L 3-5	ATKINS, Nick	.000	.000	.000	1	0	0	0	0	0	0	0	0	0	0	0	0	
3/16	at Nevada	w 9-3	Totals	.303	.442	.386	24	835	171	253	52	11	14	157	102	138	29	6	28	
3/17	at Nevada	L 4-6	Opponents	.307	.417	.399	24	834	163	256	46	8	10	148	107	168	23	4	33	
3/19	#25 OKLAHOMA	L 1-8	LOB - Team (181), Opp (207). DPs turned - Team (27), Opp (30). CI - Team (1),																	
3/20	#25 OKLAHOMA	L 6-8	O'FARRELL, R 1. IBB - Team (3), MANG, J. 2, MANG, C. 1, Opp (5). Picked off -																	
3/22	SAN DIEGO STATE	L 2-4	KELLY, T. 2, SCHILLING, H 2, MANG, J. 2, BAKER, T. 1.																	
3/23	SAN DIEGO STATE	L 3-19																		
3/24	SAN DIEGO STATE	w 13-4																		
3/26	at New Mexico State	L 5-13																		

Player	era	w-l	app	gs	cg	sh	sv	ip	h	r	er	bb	so	avg	hr
SLATEN, Justin	2.65	2-2	6	6	0	0	0	37.1	29	14	11	17	43	.218	1
GARLEY, Nathaniel	3.53	4-1	6	6	0	0	0	35.2	44	17	14	8	23	.295	1
COFFEY, Brian	7.12	2-2	9	3	0	0	0	24.0	35	19	19	10	10	.354	2
CONLEY, Kyle	0.00	0-0	1	0	0	0	0	0.1	1	0	0	0	1	.500	0
EMOND, Malachi	4.11	1-1	11	0	0	0	5	15.1	19	8	7	4	16	.311	0
GARZA, Nico	5.25	0-0	8	0	0	0	0	12.0	17	11	7	5	10	.354	1
MURANO, Jack	6.35	0-1	4	1	0	0	0	5.2	5	4	4	4	8	.250	0
SMITH, Chad	6.75	0-1	7	0	0	0	0	9.1	9	7	7	12	7	.257	1
WALDEN, Blake	6.94	0-0	10	0	0	0	0	11.2	16	15	9	5	8	.333	0
LIVELY, Tristin	7.59	1-1	5	3	0	0	0	10.2	9	9	9	16	7	.243	1
MARRUFO, Drew	7.71	0-0	6	0	0	0	0	7.0	11	6	6	2	5	.367	0
GILLESPIE, Drew	9.64	0-2	6	5	0	0	0	23.1	36	28	25	8	9	.364	2
SCHILLING, Hayden	9.82	0-0	4	0	0	0	1	3.2	6	4	4	2	8	.353	1
WHITE, Jack	10.80	1-0	5	0	0	0	0	3.1	4	5	4	1	1	.308	0
FOSTER, Matt	13.50	0-0	3	0	0	0	0	2.2	3	4	4	5	5	.273	0
WALLER, Kenneth	14.14	1-1	5	0	0	0	0	7.0	12	12	11	8	7	.375	0
Totals	6.07	12-12	24	24	0	0	6	209.0	256	163	141	107	168	.307	10
Opponents	6.02	12-12	24	24	1	1	5	206.1	253	171	138	102	138	.303	14

PB - Team (6), O'FARRELL, R 6, Opp (5). Pickoffs - Team (4), WALDEN, B. 2, COFFEY, B. 1, GARZA, N. 1, Opp (7). SBA/ATT - O'FARRELL, R (16-19), SLATEN, J. (6-6), REYES, E. (5-5), COFFEY, B. (3-4), GILLESPIE, D (2-4), EMOND, M. (2-3), GARZA, N. (2-2), WALLER, K. (2-2), SCHILLING, H (2-2), MURANO, J. (1-1), LIVELY, T. (1-1), FOSTER, M. (1-1), GARLEY, N. (1-1).

Score by innings	1	2	3	4	5	6	7	8	9	Total
New Mexico	20	14	28	26	17	12	24	13	17	171
Opponents	20	10	11	31	11	28	14	24	14	163

Win-loss breakouts: Day 8-10; Night 4-2; vs Left 2-2; vs Right 10-10;
1-run games 2-1; 2-run games 3-5; 5+run games 6-5; Extra inns 0-0; Shutouts 0-1.
Current streak: Lost 1; Longest winning streak: 6; Longest losing streak: 5.
Attendance: Home 7818 (avg 558); Away 9512 (avg 1056); Total 17330 (avg 753).



UNIVERSITY OF NEW MEXICO

2019 BASEBALL



2019 New Mexico Lobo Baseball Games Summary for New Mexico (as of Mar 27, 2019) (All games)



Score by innings	1	2	3	4	5	6	7	8	9	Total
New Mexico	20	14	28	26	17	12	24	13	17	171
Opponents	20	10	11	31	11	28	14	24	14	163

Record when ...

Overall	12-12	After 6 leading	11-2
Conference	4-5 trailing	1-9
Non-Conference	8-7 tied	0-1
Home games	8-7	After 7 leading	9-2
Away games	2-3 trailing	1-10
Neutral site	2-2 tied	1-0
Day games	8-10	After 8 leading	9-1
Night games	4-2 trailing	2-11
vs Left starter	2-2 tied	0-0
vs Right starter	10-10	Hit 0 home runs	7-7
1-Run games	2-1	... 1 home run	3-4
2-Run games	3-5	... 2+ home runs	2-1
5+Run games	6-5	Opponent 0 home runs	12-5
Extra innings	0-0 1 home run	0-5
Shutouts	0-1 2+ HRs	0-2
Scoring 0-2 runs	0-3	Made 0 errors	5-4
..... 3-5 runs	2-6	... 1 error	3-3
..... 6-9 runs	5-2	... 2+ errors	4-5
..... 10+ runs	5-1	Opp. made 0 errors	2-5
Opponent 0-2 runs	2-0 1 error	4-5
..... 3-5 runs	8-4 2+ errors	6-2
..... 6-9 runs	1-4	Out-hit opponent	9-3
..... 10+ runs	1-4	Out-hit by opponent	2-8
Scored in 1st inning	7-2	Hits are tied	1-1
Opp. scored in 1st	4-6		
Scores first	7-3		
Opp. scores first	5-9		

Record when team scores:

Runs	0	1	2	3	4	5	6	7	8	9	10+
W-L	0-1	0-1	0-1	0-3	0-1	2-2	2-1	2-1	0-0	1-0	5-1

Record when opponent scores:

Runs	0	1	2	3	4	5	6	7	8	9	10+
W-L	0-0	1-0	1-0	3-0	5-1	0-3	1-2	0-0	0-2	0-0	1-4

Record when leading after:

Inn.	1	2	3	4	5	6	7	8
W-L	7-2	7-3	9-3	10-2	10-3	11-2	9-2	9-1

Record when trailing after:

Inn.	1	2	3	4	5	6	7	8
W-L	1-6	1-7	1-8	1-9	0-9	1-9	1-10	2-11

Record when tied after:

Inn.	1	2	3	4	5	6	7	8
W-L	4-4	4-2	2-1	1-1	2-0	0-1	1-0	0-0

Current losing streak: 1
Longest winning streak: 6
Longest losing streak: 5



UNIVERSITY OF NEW MEXICO

2019 BASEBALL



2019 New Mexico Lobo Baseball Batting Leaders for New Mexico (as of Mar 27, 2019) (All games)

Hitting minimums - 1 Games 4 AB 1 TPA 2.0 TPA/Game
Pitching minimums - 1 Games 3 IP 1.0 IP/Game

Batting avg	
1. 15 MANG, Jared	.379
2. 13 MANG, Connor	.362
3. 7 DEIMLING, Jeff	.339
4. 5 WATARI, Justin	.333
5. 3 SCHILLING, Hayden	.330

Slugging pct	
1. 15 MANG, Jared	.695
2. 13 MANG, Connor	.585
3. 7 DEIMLING, Jeff	.576
4. 3 SCHILLING, Hayden	.495
5. 27 KELLY, Tyler	.394

On base pct	
1. 5 WATARI, Justin	.470
2. 15 MANG, Jared	.456
3. 13 MANG, Connor	.430
4. 3 SCHILLING, Hayden	.421
5. 7 DEIMLING, Jeff	.420

Runs scored	
1. 15 MANG, Jared	28
2. 3 SCHILLING, Hayden	23
3. 13 MANG, Connor	21
4. 5 WATARI, Justin	19
5. 27 KELLY, Tyler	18

Hits	
1. 15 MANG, Jared	36
2. 13 MANG, Connor	34
3. 3 SCHILLING, Hayden	32
4. 27 KELLY, Tyler	31
5. 16 BAKER, Tanner	25

Runs batted in	
1. 15 MANG, Jared	33
2. 3 SCHILLING, Hayden	21
3. 13 MANG, Connor	20
7 DEIMLING, Jeff	20
5. 27 KELLY, Tyler	13

Doubles	
1. 15 MANG, Jared	15
2. 3 SCHILLING, Hayden	9
3. 13 MANG, Connor	6
4. 9 REYES, Ediberto	5
5. 2 tied at.....	4

Triples	
1. 13 MANG, Connor	3
15 MANG, Jared	3
3. 3 SCHILLING, Hayden	2
4. 3 tied at.....	1

Home runs	
1. 7 DEIMLING, Jeff	4
2. 13 MANG, Connor	3
15 MANG, Jared	3
4. 14 MARSHALL JR, Derek	2
5. 2 tied at....	1

Total bases	
1. 15 MANG, Jared	66
2. 13 MANG, Connor	55
3. 3 SCHILLING, Hayden	48
4. 27 KELLY, Tyler	37
5. 7 DEIMLING, Jeff	34

Walks	
1. 15 MANG, Jared	15
2. 5 WATARI, Justin	14
3. 3 SCHILLING, Hayden	12
4. 13 MANG, Connor	11
5. 4 O'FARRELL, Reese	8

Hit by pitch	
1. 3 SCHILLING, Hayden	4
2. 27 KELLY, Tyler	3
3. 31 DOAK, Zack	2
7 DEIMLING, Jeff	2
5. 5 tied at.....	1

Sac bunts	
1. 4 O'FARRELL, Reese	3
2. 5 WATARI, Justin	2
3 SCHILLING, Hayden	2
4. 6 MERRITT, Brayden	1
13 MANG, Connor	1

Sac flies	
1. 15 MANG, Jared	3
2. 6 tied at.....	1

Stolen bases	
1. 3 SCHILLING, Hayden	7
2. 13 MANG, Connor	6
3. 27 KELLY, Tyler	5
4. 5 WATARI, Justin	3
15 MANG, Jared	3

Caught stealing	
1. 3 SCHILLING, Hayden	2
2. 27 KELLY, Tyler	1
15 MANG, Jared	1
6 MERRITT, Brayden	1
13 MANG, Connor	1

Steal attempts	
1. 3 SCHILLING, Hayden	9
2. 13 MANG, Connor	7
3. 27 KELLY, Tyler	6
4. 15 MANG, Jared	4
5. 5 WATARI, Justin	3

Stolen base pct	
1. 16 BAKER, Tanner	1.000
4 O'FARRELL, Reese	1.000
5 WATARI, Justin	1.000
4. 13 MANG, Connor	.857
5. 27 KELLY, Tyler	.833

Strikeouts	
1. 13 MANG, Connor	20
2. 7 DEIMLING, Jeff	16
3. 14 MARSHALL JR, Derek	15
4. 24 ADKINS, Adam	14
5. 16 BAKER, Tanner	12

Grounded into DP	
1. 16 BAKER, Tanner	5
2. 13 MANG, Connor	3
4 O'FARRELL, Reese	3
4. 4 tied at.....	2

Total plate appearances	
1. 3 SCHILLING, Hayden	116
2. 15 MANG, Jared	114
3. 13 MANG, Connor	108
4. 27 KELLY, Tyler	104
5. 16 BAKER, Tanner	97

At bats	
1. 3 SCHILLING, Hayden	97
2. 15 MANG, Jared	95
3. 27 KELLY, Tyler	94
13 MANG, Connor	94
5. 16 BAKER, Tanner	91

Games played	
1. 15 MANG, Jared	24
13 MANG, Connor	24
3 SCHILLING, Hayden	24
4. 3 tied at.....	23

Game starts	
1. 13 MANG, Connor	24
15 MANG, Jared	24
3 SCHILLING, Hayden	24
4. 4 O'FARRELL, Reese	23
5. 2 tied at.....	22

Games as sub	
1. 35 PIETILA-WIGGS, Micah	8
2. 24 ADKINS, Adam	7
9 REYES, Ediberto	7
4. 6 MERRITT, Brayden	6
5. 2 tied at.....	5



UNIVERSITY OF NEW MEXICO

2019 BASEBALL



2019 New Mexico Lobo Baseball Pitching Leaders for New Mexico (as of Mar 27, 2019) (All games)



Hitting minimums - 1 Games 4 AB 1 TPA 2.0 TPA/Game
Pitching minimums - 1 Games 3 IP 1.0 IP/Game

Earned run avg	
1. 22 SLATEN, Justin	2.65
2. 44 GARLEY, Nathaniel	3.53
3. 40 COFFEY, Brian	7.12

Opposing bat avg	
1. 22 SLATEN, Justin	.218
2. 44 GARLEY, Nathaniel	.295
3. 40 COFFEY, Brian	.354

Won-loss pct	
1. 44 GARLEY, Nathaniel	.800
2. 22 SLATEN, Justin	.500
40 COFFEY, Brian	.500

Wins	
1. 44 GARLEY, Nathaniel	4
2. 22 SLATEN, Justin	2
40 COFFEY, Brian	2
4. 4 tied at.....	1

Losses	
1. 22 SLATEN, Justin	2
19 GILLESPIE, Drew	2
40 COFFEY, Brian	2
4. 6 tied at.....	1

Saves	
1. 32 EMOND, Malachi	5
2. 3 SCHILLING, Hayden	1

Innings pitched	
1. 22 SLATEN, Justin	37.1
2. 44 GARLEY, Nathaniel	35.2
3. 40 COFFEY, Brian	24.0

Batters struck out	
1. 22 SLATEN, Justin	43
2. 44 GARLEY, Nathaniel	23
3. 32 EMOND, Malachi	16
4. 23 GARZA, Nico	10
40 COFFEY, Brian	10

Appearances	
1. 32 EMOND, Malachi	11
2. 20 WALDEN, Blake	10
3. 40 COFFEY, Brian	9
4. 23 GARZA, Nico	8
5. 29 SMITH, Chad	7

Games started	
1. 44 GARLEY, Nathaniel	6
22 SLATEN, Justin	6
3. 19 GILLESPIE, Drew	5
4. 2 LIVELY, Tristin	3
40 COFFEY, Brian	3

Games finished	
1. 32 EMOND, Malachi	8
2. 3 SCHILLING, Hayden	4
3. 25 MARRUFO, Drew	3
4. 40 COFFEY, Brian	2
5. 7 tied at.....	1

Games in relief	
1. 32 EMOND, Malachi	11
2. 20 WALDEN, Blake	10
3. 23 GARZA, Nico	8
4. 29 SMITH, Chad	7
5. 2 tied at.....	6

Wild pitches	
1. 22 SLATEN, Justin	7
2. 40 COFFEY, Brian	4
3. 44 GARLEY, Nathaniel	3
4. 4 tied at.....	2

Balks	
1. 44 GARLEY, Nathaniel	1
19 GILLESPIE, Drew	1
20 WALDEN, Blake	1

Hit batters	
1. 22 SLATEN, Justin	8
2. 19 GILLESPIE, Drew	5
20 WALDEN, Blake	5
4. 23 GARZA, Nico	2
17 MURANO, Jack	2

Intentional BB allowed	
1. 40 COFFEY, Brian	2
2. 3 SCHILLING, Hayden	1
17 MURANO, Jack	1
23 GARZA, Nico	1

Runners picked off	
1. 20 WALDEN, Blake	2
2. 23 GARZA, Nico	1
40 COFFEY, Brian	1

Batters SO out looking	
1. 22 SLATEN, Justin	12
2. 23 GARZA, Nico	6
32 EMOND, Malachi	6
4. 19 GILLESPIE, Drew	4
44 GARLEY, Nathaniel	4

Sac bunts allowed	
1. 22 SLATEN, Justin	6
2. 19 GILLESPIE, Drew	3
3. 44 GARLEY, Nathaniel	2
4. 5 tied at.....	1

Sac flies allowed	
1. 23 GARZA, Nico	4
2. 25 MARRUFO, Drew	2
3. 5 tied at.....	1

Hits allowed	
1. 22 SLATEN, Justin	29
2. 40 COFFEY, Brian	35
3. 44 GARLEY, Nathaniel	44

Runs allowed	
1. 22 SLATEN, Justin	14
2. 44 GARLEY, Nathaniel	17
3. 40 COFFEY, Brian	19

Earned runs allowed	
1. 22 SLATEN, Justin	11
2. 44 GARLEY, Nathaniel	14
3. 40 COFFEY, Brian	19

Walks allowed	
1. 44 GARLEY, Nathaniel	8
2. 40 COFFEY, Brian	10
3. 22 SLATEN, Justin	17

Doubles allowed	
1. 22 SLATEN, Justin	4
2. 40 COFFEY, Brian	6
3. 44 GARLEY, Nathaniel	7

Triples allowed	
1. 40 COFFEY, Brian	0
2. 22 SLATEN, Justin	1
3. 44 GARLEY, Nathaniel	3

Home runs allowed	
1. 22 SLATEN, Justin	1
44 GARLEY, Nathaniel	1
3. 40 COFFEY, Brian	2



UNIVERSITY OF NEW MEXICO

2019 BASEBALL



2019 New Mexico Lobo Baseball Fielding Leaders for New Mexico (as of Mar 27, 2019) (All games)



Hitting minimums - 1 Games
Pitching minimums - 1 Games 3 IP 1.0 IP/Game

Fielding pct	
1. 15 MANG, Jared	1.000
24 ADKINS, Adam	1.000
7 DEIMLING, Jeff	1.000
31 DOAK, Zack	1.000
35 PIETILA-WIGGS, Micah	1.000

Assists	
1. 3 SCHILLING, Hayden	74
2. 27 KELLY, Tyler	43
3. 5 WATARI, Justin	35
4. 13 MANG, Connor	32
5. 4 O'FARRELL, Reese	15

Stolen bases against	
1. 4 O'FARRELL, Reese	16
2. 22 SLATEN, Justin	6
3. 9 REYES, Ediberto	5
4. 40 COFFEY, Brian	3
5. 5 tied at.....	2

Passed balls	
1. 4 O'FARRELL, Reese	6

Chances	
1. 4 O'FARRELL, Reese	171
2. 14 MARSHALL JR, Derek	132
3. 13 MANG, Connor	126
4. 3 SCHILLING, Hayden	104
5. 27 KELLY, Tyler	73

Errors	
1. 4 O'FARRELL, Reese	6
2. 13 MANG, Connor	4
3. 5 WATARI, Justin	3
14 MARSHALL JR, Derek	3
5. 3 SCHILLING, Hayden	2

Caught stealing by	
1. 4 O'FARRELL, Reese	3
2. 19 GILLESPIE, Drew	2
3. 32 EMOND, Malachi	1
40 COFFEY, Brian	1

Catchers interference	
1. 4 O'FARRELL, Reese	1

Putouts	
1. 4 O'FARRELL, Reese	150
2. 14 MARSHALL JR, Derek	120
3. 13 MANG, Connor	90
4. 15 MANG, Jared	58
5. 16 BAKER, Tanner	36

Fielding double plays	
1. 3 SCHILLING, Hayden	21
2. 14 MARSHALL JR, Derek	15
13 MANG, Connor	15
4. 27 KELLY, Tyler	12
5. 5 WATARI, Justin	11

Steal attempts against	
1. 4 O'FARRELL, Reese	19
2. 22 SLATEN, Justin	6
3. 9 REYES, Ediberto	5
4. 19 GILLESPIE, Drew	4
40 COFFEY, Brian	4



UNIVERSITY OF NEW MEXICO

2019 BASEBALL



2019 New Mexico Lobo Baseball Season Game Highs for New Mexico (as of Mar 27, 2019) (All games)

TEAM GAME HIGHS

Batting

At bats:	45	-	vs San Jose State (Mar 03, 2019)
Runs scored:	18	-	vs San Jose State (Mar 03, 2019)
	18	-	vs Cal State Fullerton (Mar 09, 2019)
Hits:	19	-	vs Cal State Fullerton (Mar 09, 2019)
RBIs:	18	-	vs Cal State Fullerton (Mar 09, 2019)
Doubles:	5	-	vs Minnesota (Feb 16, 2019 at Surprise, AZ)
Triples:	2	-	vs Cal State Fullerton (Mar 10, 2019)
	2	-	at Nevada (Mar 15, 2019)
Home runs:	3	-	vs San Jose State (Mar 03, 2019)
Total bases:	32	-	vs San Jose State (Mar 03, 2019)
Walks:	12	-	vs San Jose State (Mar 01, 2019)
Strikeouts:	11	-	vs San Jose State (Mar 01, 2019)
Sac hits:	2	-	vs Oregon State (Feb 18, 2019 at Surprise, Ariz.)
	2	-	vs Cal State Fullerton (Mar 08, 2019)
Sac flies:	2	-	vs Niagara (Feb 24, 2019)
Stolen bases:	5	-	at New Mexico State (Mar 26, 2019)
Hit by pitch:	2	-	vs Minnesota (Feb 16, 2019 at Surprise, AZ)
	2	-	vs Cal State Fullerton (Mar 09, 2019)
	2	-	at Nevada (Mar 17, 2019)
Caught stealing:	2	-	vs San Jose State (Mar 02, 2019)
Runners LOB:	11	-	vs Minnesota (Feb 16, 2019 at Surprise, AZ)
	11	-	at New Mexico State (Mar 26, 2019)
Hit into DP:	3	-	at Nevada (Mar 17, 2019)
	3	-	vs San Diego State (Mar 22, 2019)

Fielding

Putouts:	27	-	(18 times)
Assists:	16	-	at New Mexico State (Mar 26, 2019)
Errors:	4	-	at Nevada (Mar 17, 2019)
Passed balls:	3	-	at New Mexico State (Mar 26, 2019)
DPs turned:	3	-	vs Niagara (Feb 24, 2019)
	3	-	vs San Jose State (Mar 02, 2019)

Pitching

Innings pitched:	9.0	-	(18 times)
Runs allowed:	22	-	vs San Jose State (Mar 03, 2019)
Earned runs:	21	-	vs San Jose State (Mar 03, 2019)
Walks allowed:	11	-	vs Oklahoma (Mar 19, 2019)
Strikeouts:	12	-	vs Niagara (Feb 23, 2019)
	12	-	vs Niagara (Feb 23, 2019)
	12	-	vs Oklahoma (Mar 19, 2019)
Hits allowed:	24	-	vs San Jose State (Mar 03, 2019)
Doubles allowed:	6	-	vs Oklahoma (Mar 19, 2019)
Triples allowed:	3	-	vs Cal State Fullerton (Mar 09, 2019)
Homers allowed:	3	-	vs San Jose State (Mar 03, 2019)
Wild pitches:	5	-	vs Oklahoma (Mar 20, 2019)
Hit batters:	4	-	at Nevada (Mar 15, 2019)