



UTAH STATE FOOTBALL

12 Conference Championships • 11 Bowl Games • 11 NFL Draft Picks Since 2011 • 48 All-Mountain West Selections (2013-16)

/// 2017 SCHEDULE/RESULTS ///

DATE	OPPONENT	TV	TIME/RESULT
S 1	at #9 Wisconsin	ESPN	L, 10-59
S 7	IDAHO STATE	Facebook	W, 51-13
S 16	at Wake Forest	ACC	L, 10-46
S 23	at San José State*	Facebook	W, 61-10
S 29	BYU	CBSSN	W, 40-24
O 7	COLORADO STATE*	AT&T SportsNet	L, 14-27
O 14	WYOMING*	Facebook	L, 23-28
O 21	at UNLV*	AT&T SportsNet	W, 52-28
O 28	BOISE STATE*	CBSSN	L, 14-41
N 4	at New Mexico*	AT&T SportsNet	3:30 pm
N 18	HAWAII*	Spectrum	1 pm
N 25	at Air Force*	ESPN Net.	TBA

* Mountain West Game

All times Mountain. Home games in **BOLD CAPS**.

/// GAME 10 INFORMATION ///

TV: AT&T SportsNet

- **Play-by-Play** Drew Goodman
- **Analyst** Sed Bonner
- **Reporter** Brad Thompson
- **Comcast (Utah)** Ch. 52/693HD
- **DISH** Ch. 414
- **DirectTV** Ch. 683

RADIO: Aggie Sports Network

- **Play-by-Play** Scott Garrard
- **Analyst** Kevin Whimpey
- **Online** 1280thezone.com / Tunein.com

SOCIAL MEDIA: #AggiesAllTheWay

- **Twitter/Instagram** @USUFootball
- **Facebook** USUFootball
- **YouTube** UtahStateFootball
- **Live Stats** UtahState.Statbroadcast.com

/// AGGIE RADIO NETWORKS ///

- Every Utah State football game can be heard live on the Aggie Radio Network. **Scott Garrard** serves as the play-by-play announcer, while former USU all-conference offensive lineman **Kevin Whimpey** (2012-14) will provide color analysis. Games can also be heard on the Internet (www.UtahStateAggies.com) by clicking on the 'Listen Live' link, as well as on the TuneIn App.
- Salt Lake City KZNS (1280 AM/97.5 FM)
- Logan KBLU-LP (92.3 FM)
- Cache Valley KACH (1340 AM/105.5 FM)
- Price KRPX (95.3 FM)
- Green River KRPX (102.7 FM)
- Moab KRPX (100.3 FM)
- Orangeville KRPX (95.9 FM)



AGGIES CONTINUE MOUNTAIN WEST PLAY AT NEW MEXICO SATURDAY AFTERNOON

Game will be televised regionally on AT&T SportsNet.



Utah State is 10-13 all-time against New Mexico, including a 4-9 road record. The two teams have split the last six games in the series, and each of the last three games has been decided by one score and a total of just 11 points as neither team has scored 30 points. Overall, 11 games in the series have been decided by one score.

/// THE MATCHUP ///

UTAH STATE (4-5, 2-3 MW) vs. NEW MEXICO (3-5, 1-4 MW)

Saturday, Nov. 4, 2017 • 3:30 p.m. • Albuquerque, N.M. • University Stadium (39,224)

UTAH STATE AGGIES

2017 Record: 4-5, 2-3 Mountain West

Last Game: Oct. 28, 2017

- L, 41-14 vs. Boise State

Head Coach: Matt Wells

- **School Record:** 32-30 (5th year)
- **Career Record:** 32-30 (5th year)
- **Mountain West Record:** 21-16 (5th year)
- **vs. New Mexico:** 2-2

Statistical Leaders

- **Rush:** LaJuan Hunt (111-435, 6 TD)
- **Pass:** Jordan Love (64-121, 869, 5 TD, 4 INT)
- **Rec.:** Ron'quavion Tarver (32-332, 4 TD)
- **Def.:** Suli Tamaivena (88 TKL, 5.5 TFL, 2 FR)



NEW MEXICO LOBOS

2017 Record: 3-5, 1-4 Mountain West

Last Game: Oct. 28, 2017

- L, 42-3 at Wyoming

Head Coach: Bob Davie

- **School Record:** 30-41 (6th year)
- **Career Record:** 65-66 (11th year)
- **Mountain West Record:** 16-29 (6th year)
- **vs. Utah State:** 2-2

Statistical Leaders

- **Rush:** Tyrone Owens (86-477, 3 TD)
- **Pass:** Tekava Tuiloti (37-77, 491, 3 TD, 4 INT)
- **Rec.:** Chris Davis (21-242, 1 TD)
- **Def.:** Jake Rothschilder (49 TKL, 6.0 TFL, 2 FR, 2 FF)



/// KICKOFF COVERAGE ///

• Utah State continues Mountain West play this weekend at New Mexico on Saturday, Nov. 4, at 3:30 p.m. USU is 10-13 all-time against the Lobos, including a 4-9 road record.

• Utah State is 21-16 (.568) all-time in the Mountain West, including a 9-9 (.500) road record, and has won 32 of its last 48 (.667) league games dating back to 2011.

• Utah State is 16-11 (.593) under head coach **Matt Wells** following a loss, including a 3-1 record this season, and has lost back-to-back-to-back games twice in five seasons under Wells.

• Utah State has won each of its last two Mountain West road games and is averaging 56.5 points and 588.5 yards of total offense (291.5 rushing, 297.0 passing). Defensively, USU is allowing just 19.0 points and 311.0 yards of total offense (241.5 rushing, 69.5 passing), and has forced eight turnovers in its last two road games.

• Utah State's defense has forced 20 turnovers (10 fumbles, 10 interceptions) this year, which ranks second in the Mountain West and fourth in the nation, trailing Wyoming (24), California (22) and Memphis (21), and tied with Florida Atlantic (20), Penn State (20) and South Florida (20). Last year, USU forced just 10 turnovers the entire season.

• Utah State ranks second in the Mountain West and tied for fifth in the nation with its 10 fumble recoveries, trailing Bowling Green (12), Memphis (12), UNLV (11) and Penn State (11), and tied with Notre Dame (10), South Alabama (10), Washington State (10) and Wyoming (10). USU also ranks second in the MW and 20th in the nation with its 10 interceptions on the season.

• Utah State has scored five non-offensive touchdowns this year with three interception returns, one fumble return and one blocked punt returned for a touchdown. Last year, USU had just one non-offensive touchdown.

AGGIES™



/// COACHING STAFF ///

HEAD COACH MATT WELLS

- Years Coached: Fifth Season
- Alma Mater: Utah State, 1996
- Career Record: 32-30 (.516)
- Record at Utah State: 32-30 (.516)
- Mountain West Record: 21-16 (.568)
- Bowl Record: 2-1 (.667)

ASSISTANT COACHES/STAFF

- Frank Maile (Assistant Head Coach/Co-DC/DL)
- Kendrick Shaver (Co-Defensive Coordinator/OLB)
- David Yost (Offensive Coordinator/QB)
- Mark Tommerdahl (Special Teams Coordinator/RB)
- Jovon Bouknight (Outside Receivers)
- Julius Brown (Defensive Backs)
- Stacy Collins (Inside Linebackers)
- Steve Farmer (Offensive Line)
- Luke Wells (Tight Ends/Inside Receivers)
- Waqa Damuni (Asst. AD for Football Operations)
- Jared Russell (Director of Player Personnel)
- Dave Kragthorpe (Special Asst. to Head Coach)
- Brad Kragthorpe (Offensive Graduate Assistant)
- John Cannova (Offensive Administrative Assistant)
- Nahfahu Tahi (Offensive Administrative Assistant)
- Aman Anand (Defensive Graduate Assistant)
- Gustavo Manzanera (Def. Graduate Assistant)
- Uani 'Unga (Defensive Administrative Assistant)
- Dave Scholz (Strength & Conditioning)

/// TEAM INFORMATION ///

- 2017 Record: 4-5
- MW Record (Finish): 2-3 (Mountain Division)
- Ranking (AP/Coaches): NA
- Lettermen Returning: 38 (O-16, D-20, S-2)
- Lettermen Lost: 28 (O-14, D-12, S-2)
- Starters Returning: 14 (O-6, D-8)
- Starters Lost: 14 (O-7, D-7)
- Offensive Starters Returning: 6
- OL Preston Brooksby; RB Tonny Lindsey, Jr.; QB Kent Myers; WR Ron'quavion Tarver; OL KJ Uluave; WR Zach Van Leeuwen
- Defensive Starters Returning: 8
- CB Wesley Bailey; CB Jalen Davis; BS Gaje Ferguson; LB Alex Huerta; LB Derek Larsen; BS Dallin Leavitt; FS Jontrell Rocquemoore; DE Ian Togiai

/// TEAM HISTORY ///

- First Year of Football: 1892
- Record (Years): 538-538-31 (120)
- Mountain West Record (Years): 21-16 (5)
- Conference Championships (Last): 12 (2012)
- All-Time Bowl Record: 4-7

/// STADIUM INFORMATION ///

- Name: Merlin Olsen Field at Maverik Stadium
- Capacity: 25,100
- Surface: AstroTurf
- Record: 140-105
- Year Built: 1968

MEDIA RELATIONS CONTACTS

- Associate Athletics Director for Media Relations **Doug Hoffman** (435-797-3714 office, 435-881-8011 cell, doug.hoffman@usu.edu) handles all media requests for the Utah State football program, along with Assistant Media Relations Coordinator **Wade Denniston** (435-797-1361 office, 435-787-8587 cell, wade.denniston@usu.edu).

WEEKLY PRESS CONFERENCE

- Utah State head coach **Matt Wells** will hold his weekly press conference every Monday during the season at 11:30 a.m. MT. Selected players will also be available. Live streaming of the press conference will be made available at UtahStateAggies.com.

PRACTICE SCHEDULE / INTERVIEW REQUESTS

- Practices are closed to the media. Requested coaches and players will be available for post-practice interviews on Tuesdays and Wednesdays for Saturday games. There is no media availability following Monday, Thursday and Friday practices. All player and assistant coaching staff interview requests should be directed to **Doug Hoffman**. Personal phone numbers will not be made available to media. Players have been instructed not to conduct interviews when contacted without prior approval from the media relations staff.

POST-GAME INTERVIEW POLICY

- The Utah State locker room is closed at all times. Requested players will be available in the Spelman Auditorium on the second floor of the Jim & Carol Laub Athletics-Academics Complex immediately following head coach **Matt Wells'** post-game press conference. Live streaming of each post-game press conference will be made available at UtahStateAggies.com. Post-game interviews on the road will be held in accordance with the host school's procedures.

CREDENTIALS AND PARKING

- Requests for working credentials for the 2017 Utah State football season must be sent to **Doug Hoffman**. Media parking is located in the C lot on the north side of Maverik Stadium.

PRESS BOX AND GAMEDAY SERVICES

- Access to the press level (fifth floor) of the West Stadium Center is located on the north-west side of Maverik Stadium. A pregame meal will be served approximately one hour prior to kickoff. Packets with pregame information will be distributed in advance of kickoff on game day. Play-by-play, quarter, halftime and final statistics, along with coach and player quotes are all regular services on game day. Stat monitors with live, updated statistics are provided for radio and television, while print media can access the same information with their computers utilizing GameTracker and StatBroadcast.

PHOTOGRAPHERS' ACCESS

- Photographers have access to both the press level (fifth floor) of the West Stadium Center and the Spelman Auditorium on the second floor of the Jim & Carol Laub Athletics-Academics Complex. The Spelman Auditorium is not available until one hour prior to kickoff each game day.

UTAHSTATEAGGIES.COM

- For updated statistics, rosters, game notes and all Aggie news on the Internet, go to the official Utah State Athletics website at UtahStateAggies.com. For those out of range of the Aggie Sports Network's radio broadcast, live audio of every game is available through UtahStateAggies.com's All-Access.

TWITTER

- Follow all of the Aggie coaches and the program on Twitter: **Matt Wells** @CoachWellsUSUFB; **Frank Maile** @coachfrankmaile; **Kendrick Shaver** @CoachKSHAVR; **Mark Tommerdahl** @MTommerdahl; **Jovon Bouknight** @CoachBouknight; **Julius Brown** @CoachBrown_USU; **Stacy Collins** @CoachCollinsUSU; **Steve Farmer** @CoachFarmerUSU; **Luke Wells** @coachlukewells; and @USUFootball.

/// MEDIA SCHEDULE - NEW MEXICO WEEK ///

MONDAY	TUESDAY	WEDNESDAY	THURSDAY	SATURDAY	SUNDAY
Press Conference 11:30 - Players 11:45 - Matt Wells	Practice Practice is Closed.	Practice Practice is Closed.	No Availability.	vs. New Mexico Kickoff - 3:30 pm AT&T SportsNet	No Availability.
Practice Practice is Closed. No Availability.	Requested players and assistant coaches available after practice.	Requested players and assistant coaches available after practice.	FRIDAY No Availability.	Post Game Coach Wells and requested players available in the designated media area.	
		Matt Wells Radio Show 7 p.m.			





UTAH STATE CONTINUES MOUNTAIN WEST PLAY AT NEW MEXICO

• Utah State (4-5, 2-3 MW) continues Mountain West play this weekend at New Mexico (3-5, 1-4 MW) on Saturday, Nov. 4, at 3:30 p.m. The game will be televised regionally on AT&T SportsNet (Comcast Ch. 52/693HD, Dish Network Ch. 414, DirecTV Ch. 683) with Drew Goodman (play-by-play), Sed Bonner (analyst) and Brad Thompson (reporter) on the call. Live audio of the game is available at www.UtahStateAggies.com.

A LOOK AT UTAH STATE

• Utah State is 4-5 on the season and 2-3 in conference play following its 41-14 Mountain West home loss to Boise State last weekend. Offensively, USU is led by redshirt freshman QB **Jordan Love**, who is 64-of-121 (.529) passing for 869 yards (108.6 ypg) with five touchdowns and four interceptions. Senior RB **LaJuan Hunt** leads the team in rushing with 435 yards on 111 carries (3.9 ypc/48.3 ypg) with six touchdowns, and junior WR **Ron'quavion Tarver** has 32 receptions for 332 yards (10.4 ypr/36.9 ypg) with four touchdowns. Defensively, junior LB **Suli Tamaivena** leads the team with 88 tackles, which includes 3.0 sacks and 5.5 tackles for loss, to go along with two fumble recoveries, while junior BS **Gaje Ferguson** has 64 tackles, which includes 1.0 tackles for loss. As a team, USU is averaging 30.6 points and 387.3 yards of total offense (235.8 passing, 151.6 rushing), and allowing 30.7 points and 413.6 yards of total offense (199.4 rushing, 214.1 passing).

UTAH STATE HAS RALLIED FROM TWO DOUBLE-DIGIT DEFICITS THIS SEASON

• Utah State rallied from a double-digit deficit for the second time this season in its 52-28 Mountain West road win at UNLV two weeks ago. Against the Rebels, USU trailed by 14 points three different times in the game (14-0, 21-7, 28-14) before closing the contest with 38 unanswered points. USU also trailed by 14 points (21-7) against BYU earlier this season, before closing the game on a 33-3 run.

• During the 2011 season, Utah State rallied from a double-digit deficit three times as it trailed Wyoming 12-0 before winning 63-19, trailed at Hawai'i 28-7 before winning 35-31, and trailed against San José State 20-7 before winning 34-33.

UTAH STATE SCORES 50-PLUS POINTS EIGHT TIME UNDER WELLS

• With its 52-28 Mountain West road win at UNLV two weeks ago, Utah State tied the single-season school record for 50-point games in a season with three, also doing so in 2015 under head coach **Matt Wells**, and in 1961. In fact, it was the eighth time under Wells that USU has scored 50-plus points in a game, which is the most under any Aggie head coach as **E. Lowell Romney** ranks second all-time with six games scoring 50-plus points. Under Wells, USU has scored 50-plus points four times at home and four times on the road, and this season marks the first time in school history that Utah State has scored 50-plus points twice on the road.

UTAH STATE HAS OVER 585 YARDS OF OFFENSE THREE TIMES THIS YEAR

• Utah State produced 588 yards of total offense (323 passing, 265 rushing) two weeks ago at UNLV, which ranks as the third-most this season and 17th-most in school history. USU also had 596 yards against Idaho State and 589 yards at San José State earlier this season, marking the first time in school history that Utah State has had three games with at least 585 yards of total offense in the same year.

UTAH STATE MILESTONES THAT EQUAL SUCCESS

• Utah State has won 20 of its last 23 games when it has a 100-yard rusher, including a 2-0 record this season, and 26 of its last 28 contests when rushing at least 40 times in a game, including a 4-0 record this season.

• Utah State has won 39 of its last 40 games dating back to 2011 when scoring at least 30 points, including a 4-0 record this season. In fact, USU had won 35 straight games when scoring at least 30 points before losing at Nevada, 38-37, last season.

/// BY THE NUMBERS ///

4

Utah State has four wins against Associated Press top-25 teams in the past five seasons with victories at No. 19 Louisiana Tech in 2012, versus No. 24 Northern Illinois in 2013, at No. 18 BYU in 2014, and versus No. 21 Boise State in 2015. In its previous 114 seasons of football, USU had just one win against an AP top-25 team, defeating No. 25 Fresno State at home in 1991.

15

Utah State's 2017 team returns 15 starters from the previous season with six on offense (Preston Brooksby-OL, Tonny Lindsey Jr.-RB, Kent Myers-QB, Ron'quavion Tarver-WR, KJ Uluave-OL, Zach Van Leeuwen-WR), eight on defense (Wesley Bailey-CB, Jalen Davis-CB, Gaje Ferguson-BS, Alex Huerta-LB, Derek Larsen-LB, Dallin Leavitt-BS, Jontrell Rocquemore-FS, Ian Togiai-DE), and one specialist (Aaron Dalton-P).

28

Utah State is one of 28 FBS programs that has at least nine bowl teams from the 2016 season on its 2017 schedule. Notre Dame and Syracuse have a nation's best 11 bowl teams on this year's schedule, while Duke, Ole Miss and South Carolina have 10. Alabama, Central Florida, Clemson, Colorado State, Florida, Georgia, Georgia Tech, Illinois, Kentucky, LSU, Massachusetts, Michigan State, Miami, Mississippi State, Pittsburgh, Purdue, Tennessee, Texas A&M, Tulsa, Utah State, Vanderbilt, Virginia and Virginia Tech all have nine bowl teams on its schedule from 2016.

/// MOUNTAIN WEST STANDINGS ///

MOUNTAIN	MW	Overall
Boise State	4-0	6-2
Colorado State	4-1	6-3
Wyoming	3-1	5-3
Air Force	3-2	4-4
Utah State	2-3	4-5
New Mexico	1-4	3-5

WEST	MW	Overall
Fresno State	4-1	5-3
San Diego State	3-2	7-2
UNLV	2-3	3-5
Nevada	1-3	1-7
Hawai'i	1-4	3-5
San José State	0-4	1-8

THIS WEEK'S GAMES (ALL TIMES MOUNTAIN)

Saturday, Nov. 4

• Army at Air Force (CBSSN)	1:30 pm
• Utah State at New Mexico* (AT&T)	3:30 pm
• Hawai'i at UNLV* (Spectrum)	4 pm
• Colorado State at Wyoming* (CBSSN)	5 pm
• Nevada at Boise State* (ESPNU)	5 pm
• San Diego St. at San José St. (ESPNU)	8:30 pm
• BYU at Fresno State (ESPN2)	8:45 pm

/// MOUNTAIN WEST POLLS ///

• Utah State was picked sixth in the Mountain Division of the 2017 Mountain West Conference preseason polls.

MOUNTAIN DIVISION

Team (First-Place Votes)	Points
1. Boise State (21)	161
2. Colorado State (6)	135
3. Wyoming (1)	114
4. Air Force	82
5. New Mexico	68
6. UTAH STATE	28

WEST DIVISION

Team (First-Place Votes)	Points
1. San Diego State (28)	168
2. Hawai'i	135
3. UNLV	105
4. Nevada	79
5. San José State	54
6. Fresno State	47

DID YOU KNOW?

• Wyoming was picked to finish last in the 2016 Mountain West preseason polls with just 31 votes, but went 6-2 in league play to win the Mountain Division.



/// RANKINGS FOR 2017 ///

TEAM	MW	NCAA	
• Scoring Offense (30.6)	3	51	
• Passing Offense (235.8)	5	58	
• Completion % (.590)	5	66	
• Total Offense (387.3)	8	79	
• Rushing Offense (151.6)	8	79	
• Pass Efficiency (121.8)	9	97	
• Sacks Allowed (2.7)	11	101	
• Passing Defense (214.1)	6	61	
• Pass Eff. Defense (134.3)	6	83	
• Sacks (1.90)	7	71	
• Total Defense (413.6)	7	88	
• Scoring Defense (30.7)	7	91	
• Rushing Defense (199.4)	7	103	
• Punt Returns (13.0)	1	15	
• Kickoff Return Def. (14.9)	2	4	
• TO Margin (+0.22)	6	56	
• Kickoff Returns (21.3)	6	62	
• Net Punting (37.3)	7	82	
INDIVIDUAL	AVG.	MW	NCAA
• Chase Christiansen (LB)			
Forced Fumbles ...	0.25	T-4	T-47
Tackles	6.0	T-27	-
• Louy Compton (LB)			
Blocks	0.25	1	1
• Aaron Dalton (P)			
Punting	41.6	4	66
• Jalen Davis (CB)			
Interceptions.....	0.6	1	T-6
Passes Def.	1.3	2	19
• Dominik Eberle (PK)			
FG %933	1	1
FG Per Game	1.56	2	25
Scoring	8.2	5	46
• Gaje Ferguson (BS)			
Tackles	7.1	16	-
• LaJuan Hunt (RB)			
Rushing TDs	0.6	T-6	T-68
• Dallin Leavitt (BS)			
Interceptions.....	0.3	T-5	T-61
Passes Def.	0.78	T-8	-
Tackles	6.0	T-27	-
• Jordan Love (QB)			
Passing Eff.	120.2	9	91
Passing	108.6	10	-
• Kent Myers (QB)			
Completion %632	3	35
Completions	13.6	6	80
Total Offense	165.0	7	98
Passing Eff.	121.2	8	90
Passing	136.0	8	97
• Jordan Nathan (WR)			
Punt Returns	12.1	2	16
• DJ Nelson (QB)			
Blocks	0.25	1	1
Punt Returns TD	0.13	T-2	T-8
• Dax Raymond (TE)			
Receptions	3.9	9	-
• Savon Scarver (WR)			
Kickoff Returns	22.2	5	51
• Suli Tamaivena (LB)			
Fumbles Rec.	0.25	T-2	T-9
Tackles	9.8	4	16
• Ron'quavion Tarver (WR)			
Receiving TDs	0.4	8	73
• Mohelika Uasike (NG)			
Forced Fumbles ...	0.25	T-4	T-47

UTAH STATE RANKS THIRD IN THE MOUNTAIN WEST IN SCORING OFFENSE

• Through the first nine games of the season, Utah State is averaging 30.6 points per game to rank third in the Mountain West and 51st in the nation. USU also ranks fifth in the MW and 58th nationally in passing offense (235.8 ypg), fifth in the MW and 66th in the nation in completion percentage (.590), eighth in the conference and 79th in the nation in total offense (387.3 ypg), eighth in the MW and 79th in the nation in rushing offense (151.6 ypg), ninth in the MW and 97th in the nation in passing efficiency (121.8), and 11th in the conference in sacks allowed (2.70 pg).

AGGIES RANK SIXTH IN THE MOUNTAIN WEST IN PASSING DEFENSE

• Utah State's defense is allowing 214.1 passing yards per game to rank sixth in the Mountain West and 61st in the nation. USU also ranks sixth in the conference and 83rd in the nation in passing efficiency defense (134.3), seventh in the MW and 71st nationally in sacks (1.90 pg), seventh in the MW and 88th in the nation in total defense (413.6 ypg), seventh in the conference and 91st in the nation in scoring defense (30.7 ypg), and seventh in the MW in rushing defense (199.4 ypg).

UTAH STATE'S DEFENSE RANKS FOURTH NATIONALLY IN TURNOVERS FORCED

• With its 20 turnovers thus far this year, which ranks fourth nationally, Utah State has now forced 130 turnovers in its last 71 games, including at least one turnover in 54 of its last 71 games. USU has also recorded 63 interceptions in its last 58 games, including at least one pick in 31 of its last 58 games and multiple interceptions in 19 of its last 58 games. Overall, USU has forced three or more turnovers in 15 of its last 46 games.

UTAH STATE SECOND IN THE NATION WITH ITS FOUR DEFENSIVE TOUCHDOWNS

• Utah State's defense has scored four touchdowns this year to rank second in the nation, trailing Texas (5) and tied with Duke (4) and Wisconsin (4). Senior CB **Jalen Davis** has scored three of those touchdowns as he had a 30- and a 50-yard interception return against BYU, and a 25-yard interception return against Idaho State, while freshman LB **Maika Magalei** returned a fumble 38 yards for a score against San José State. Overall, USU has scored 15 defensive touchdowns in its last 55 games.

UTAH STATE RANKS SECOND IN THE NATION WITH ITS FOUR BLOCKED KICKS

• Utah State ranks second in the nation with four blocked kicks this year, trailing Hawai'i which has blocked five, as the Aggies have blocked punts against Idaho State, Wake Forest, San José State and Colorado State, returning the one against CSU for a touchdown. USU's four blocked punts rank first in the nation. The school record for blocks is six set in 2012 (3 FGs, 2 punts, 1 PAT). Overall, USU has blocked 14 kicks under head coach **Matt Wells**.

UTAH STATE RANKS FOURTH IN THE NATION IN KICKOFF RETURN DEFENSE

• Utah State ranks second in the Mountain West and fourth in the nation in kickoff return defense (14.9 ypr), first in the conference and 15th in the nation in punt returns (13.0 ypr), sixth in the conference and 62nd in the nation in kickoff returns (21.3 ypr), and seventh in the MW and 82nd in the nation in net punting (37.3 ypp).

DAVIS SECOND IN THE NATION WITH HIS FIVE INTERCEPTIONS

• Senior CB **Jalen Davis** ranks second in the nation with his five interceptions, while his 12 passes defended (7 pass breakups, 5 interceptions) ranks second in the Mountain West and 19th in the nation (1.3 passes defended per game). Davis also ranks first nationally with his three defensive touchdowns.

EBERLE LEADING THE NATION IN FIELD GOAL PERCENTAGE

• Sophomore PK **Dominik Eberle** leads the nation in field goal percentage (.933), ranks second in the Mountain West and 25th in the nation in field goals made (1.56 pg), and is fifth in the MW and 46th in the nation in scoring (8.2 ppg).

OTHER AGGIES IN THE MOUNTAIN WEST AND NCAA RANKINGS

• Junior LB **Louy Compton** and junior QB **DJ Nelson** both rank first nationally with their two blocked kicks, while Nelson also ranks tied for second in the Mountain West and tied for eighth in the nation with his one punt return for a touchdown. Redshirt freshman WR **Jordan Nathan** ranks second in the MW and 16th in the nation in punt returns (12.1 ypr). Junior LB **Suli Tamaivena** ranks tied for second in the MW and tied for ninth nationally with his two fumble recoveries, and fourth in the MW and 16th in the nation in tackles (9.8 pg). Senior QB **Kent Myers** ranks third in the MW and 35th in the nation in completion percentage (.632), sixth in the MW and 80th in the nation in completions (13.6 pg), seventh in the MW and 98th in the nation in total offense (165.0 ypg), eighth in the MW and 90th in the nation in passing efficiency (121.2), and eighth in the MW and 97th in the nation in passing yards (136.0 ypg). Sophomore NG **Mohelika Uasike** ranks tied for fourth in the MW and tied for 47th nationally with his two forced fumbles. Junior LB **Chase Christiansen** ranks tied for fourth in the MW and tied for 47th in the nation with his two forced fumbles, and tied for 27th in the conference in tackles (6.0 pg). Freshman WR **Savon Scarver** ranks fifth in the MW and 51st in the nation in kickoff returns (22.2 ypr). Senior BS **Dallin Leavitt** ranks tied for fifth in the MW and tied for 61st in the nation with his three interceptions (0.38 pg), tied for eighth in the MW in passes defended (0.78 pg), and tied for 27th in the MW in tackles (6.0 pg). Senior RB **LaJuan Hunt** ranks tied for sixth in the conference and tied for 68th in the nation with his six rushing touchdowns. Junior WR **Ron'quavion Tarver** ranks eighth in the MW and 73rd in the nation with his four receiving touchdowns. Redshirt sophomore TE **Dax Raymond** ranks ninth in the MW in receptions (3.9 pg). Redshirt freshman QB **Jordan Love** ranks tenth in the MW and 91st in the nation in passing efficiency (120.2), and 10th in the MW in passing (108.6 ypg). Junior BS **Gaje Ferguson** ranks 16th in the MW in tackles (7.1 pg). And, junior P **Aaron Dalton** ranks fourth in the MW and 66th in the nation in punting (41.6 ypp).



**SCOUTING NEW MEXICO**

• New Mexico is 3-5 on the season and 1-4 in Mountain West play following its 42-3 road loss at Wyoming last weekend. The Lobos are led by redshirt freshman QB Tekava Tuoti, who is 37-of-77 passing for 491 yards (98.2 ypg) with three touchdowns and four interceptions. Junior RB Tyrone Owens leads the team in rushing with 477 yards on 86 carries (5.5 ypc/59.6 ypg) with three touchdowns, and senior WR Chris Davis has caught 21 passes for 242 yards (11.5 ypr/30.2 ypg) with one touchdown. Defensively, senior S Jake Rothschilder has a team-best 49 tackles, which includes 2.0 sacks and 6.0 tackles for loss, while senior S Jacob Girgle has 44 tackles, which includes 1.0 tackles for loss. As a team, New Mexico is averaging 22.4 points and 387.4 yards of total offense per game (234.5 rushing, 152.9 passing) and allowing 28.8 points and 371.8 yards of total offense (233.1 passing, 138.6 rushing). New Mexico returns nine starters (O-6, D-3) and 34 lettermen (O-16, D-16, S-2) from last year's team that went 9-4 overall and 6-2 in Mountain West play to finish tied for first in the Mountain Division. UNM finished its season with a 23-20 win against UTSA in the Gildan New Mexico Bowl. Bob Davie is 30-41 in six seasons as New Mexico's head coach and 65-66 in 11 seasons as a collegiate head coach.

AGGIES AND LOBOS SERIES HISTORY

• Utah State trails in the all-time series against New Mexico, 13-10, which includes a 4-9 road record. The first game played in the series was on Dec. 1, 1951, in Albuquerque with UNM winning 17-13. New Mexico has won the last two meetings in the series with a 24-21 road win in 2016 and a 14-13 home win in 2015. Prior to that, USU won back-to-back games in the series with a 28-21 home win in 2014 and a 45-10 road win in 2013.

UTAH STATE AND NEW MEXICO AS CONFERENCE FOES

• Utah State and New Mexico have spent 16 years as league foes as both schools were members of the Skyline Conference from 1951 to 1961, along with its current membership in the Mountain West. The Lobos have been members of the Mountain West since its inception in 1999, while USU joined the league prior to the 2013 season.

UTAH STATE VS. NEW MEXICO SERIES 14TH-MOST PLAYED IN SCHOOL HISTORY

• Utah State and New Mexico will be meeting for the 24th time this weekend in what is the 14th-most played series in school history.

WELLS VERSUS NEW MEXICO

• **Matt Wells** is 2-2 all-time against New Mexico as Utah State's head coach and has never faced the Lobos as an assistant coach.

UTAH STATE VERSUS THE STATE OF NEW MEXICO

• Utah State is 40-20 (.667) all-time against Division I teams from the state of New Mexico with a 30-7 record against New Mexico State and a 10-13 record versus New Mexico.

UTAH STATE CONNECTIONS WITH NEW MEXICO

• Utah State head coach **Matt Wells** spent three years (2007-08, 2010) as an assistant coach at New Mexico as he was the wide receivers coach and recruiting coordinator in 2007 and 2008, and the wide receivers and kickoff return coach in 2010. During the 2007 season, Wells helped guide the Lobos to a 9-4 record, including tying for third place in the Mountain West with a 5-3 mark, followed by a 23-0 win against Nevada in the New Mexico Bowl. In 2010, Wells coordinated a UNM kickoff return unit that finished 27th in the Football Bowl Subdivision (FBS) with a 23.5 yards per return average. The kickoff return unit established six school records, while tying one. Under Wells' tutelage, his kickoff return units broke or tied 16 school records, as well as breaking or tying four NCAA Football Bowl Subdivision (FBS) records. In his first coaching stint at New Mexico, Wells coached a pair of first-team all-Mountain West receivers in Travis Brown and Marcus Smith in 2007. Smith led the MW in receiving, setting a school record with 91 receptions for 1,125 yards and four touchdowns, while Brown tallied 76 catches for 1,031 yards with six scores. It was the first time in New Mexico history that two different receivers had 1,000 receiving yards in the same season. Smith was a fourth-round draft pick of the Baltimore Ravens in 2008.

MORE UTAH STATE CONNECTIONS WITH NEW MEXICO

• Utah State special teams coordinator/running backs coach **Mark Tommerdahl** was the special teams coordinator and tight ends coach at New Mexico in 1997. New Mexico defensive line coach **Stan Eggen** was the inside linebackers coach and recruiting coordinator at Utah State from 1986-90. Eggen also coached with Tommerdahl at New Mexico in 1997, at TCU from 1998-2000, at Alabama from 2001-02, at Texas A&M from 2003-07, and at Louisiana Tech from 2009-12. New Mexico offensive coordinator/wide receivers coach Bob DeBesse coached with Tommerdahl as Texas A&M in 2006-07. New Mexico safeties coach Jordan Peterson played defensive back at Texas A&M during the 2006-07 seasons, when Tommerdahl was an assistant coach for the Aggies. New Mexico's Director of Recruiting, **Vince Natali**, spent the 2012 season at Utah State as an offensive graduate assistant.

**/// UTAH STATE at NEW MEXICO ///****/// SERIES HISTORY ///**

Overall	USU trails, 10-13-0
In Logan	USU leads, 6-4-0
In Albuquerque	USU trails, 4-9-0
Neutral Site	NA
Longest USU Win Streak	3, 1953-55
Longest UNM Win Streak	4, 1956-59
Largest USU Margin of Victory ...	(39) 46-7 -- 10/15/60
Largest UNM Margin of Victory	(28) 28-0 -- 12/6/52

/// GAME-BY-GAME RESULTS ///

12-01-51	L	13-17	A	11-07-15	L	13-14	A
12-06-52	L	0-28	A	11-12-16	L	21-24	H
09-26-53	W	6-0	H	* = overtimes			
10-02-54	W	6-0	A				
10-08-55	W	18-0	H				
09-29-56	L	19-27	A				
10-12-57	L	10-14	H				
10-11-58	L	14-34	A				
10-10-59	L	6-28	H				
10-15-60	W	46-7	A				
10-14-61	W	41-7	H				
10-13-62	L	13-14	A				
10-12-63	W	47-14	H				
10-17-64	W	14-3	A				
09-17-66	L	8-17	A				
09-20-97	L	22-25	H				
09-12-98	L	36-39***	A				
10-19-02	W	45-44*	H				
10-04-03	L	7-34	A				
10-19-13	W	45-10	A				
11-15-14	W	28-21	H				

/// TOP AGGIES vs. NEW MEXICO ///

Rushing	Joey DeMartino (2013)
.....	144 yards on 12 carries
Passing	Jose Fuentes (2002)
.....	340 yards on 16-of-34 passing
Receiving	Kevin Curtis (2002)
.....	180 yards on six receptions
Tackles	Jesse Busta, 15 (2002)





/// STATISTICAL COMPARISON ///



/// UTAH STATE FOOTBALL ///

2017 UTAH STATE STATS (4-5, 2-3 MW)

TEAM STATISTICS	USU	OPP
Points/Game	30.6	30.7
First Downs	19.4	21.2
Rushing/Game	151.6	199.4
Passing/Game	235.8	214.1
Total Offense/Game	387.3	413.6
Fumbles-Lost	12-7	13-10
Pen.Yds/Game	57/58.7	69/61.3
Time of Possession	27:52	32:08

INDIVIDUAL LEADERS

Rushing	Att	Net	Avg	TD	YPG
Hunt	111	435	3.9	6	48.3
Allen	68	284	4.2	1	31.6
Passing	C-A-I	Pct	Yds	TD	YPG
Myers	122-193-7	63.2	1,224	7	136.0
Love	64-121-4	52.9	869	5	108.6
Receiving	Rec	Yds	Avg	TD	YPG
Tarver	32	332	10.4	4	36.9
Raymond	31	356	11.5	1	44.5
Nathan	21	280	13.3	2	31.1
Defense	U-A-T	TFL	Int	FF-FR	
Tamaivena	31-57-88	5.5	0	0-2	
Ferguson	23-41-64	1.0	0	0-0	
Leavitt	28-26-54	0.5	3	0-0	

/// NEW MEXICO FOOTBALL ///

2017 NEW MEXICO STATS (3-5, 1-4 MW)

TEAM STATISTICS	UNM	OPP
Points/Game	22.4	28.8
First Downs	18.6	19.3
Rushing/Game	234.5	138.6
Passing/Game	152.9	233.1
Total Offense/Game	387.4	371.8
Fumbles-Lost	18-11	10-5
Pen.Yds/Game	52/55.9	47/55.0
Time of Possession	31:39	28:21

INDIVIDUAL LEADERS

Rushing	Att	Net	Avg	TD	YPG
Owens	86	477	5.5	3	59.6
McQuarley	80	437	5.5	6	54.6
Passing	C-A-I	Pct	Yds	TD	YPG
Tuioti	37-77-4	48.1	491	3	98.2
Jordan	32-64-4	50.0	557	3	79.6
Receiving	Rec	Yds	Avg	TD	YPG
Davis	21	242	11.5	1	30.2
Griffin IV	14	233	16.6	3	29.1
Defense	U-A-T	TFL	Int	FF-FR	
Rothschiller	28-21-49	6.0	1	2-2	
Girgle	19-25-44	1.0	2	0-0	
Hart	20-19-39	4.5	0	1-1	

FAMILY CONNECTIONS BETWEEN UTAH STATE AND NEW MEXICO

• Utah State junior LB **Suli Tamaivena** and New Mexico junior LB Sitiveni Tamaivena are twins from Kirkland, Wash. (Juanita HS/Mt. San Antonio JC).

CONNECTIONS BETWEEN UTAH STATE AND NEW MEXICO PLAYERS

• There are nine connections between Utah State and New Mexico players. USU senior RB **Tonny Lindsey Jr.** and UNM senior P Corey Bojorquez both attended Cerritos (Calif.) JC. USU junior LB **Suli Tamaivena** and junior WR **Aaren Vaughns** both attended Mt. San Antonio (Calif.) JC, along with UNM junior LB Sitiveni Tamaivena. USU junior OL **Roman Andrus** and UNM junior LB James Portilla both attended Oak Ridge HS in El Dorado Hills, Calif. USU sophomore DE **Devon Anderson** and UNM junior DL Jermaine Conyers both attended Dodge City (Kan.) CC.

STATS FOR CURRENT AGGIES WITH MULTIPLE GAMES VS. NEW MEXICO

• The following is a look at what current Utah State players have done against New Mexico in multiple games played. Senior RB **LaJuan Hunt** has 82 yards rushing and one touchdown on 13 carries (6.3 ypc), to go along with 97 yards receiving on four catches (24.3 ypc), in three games. Senior QB **Kent Myers** is 47-of-72 passing (.653) for 626 yards with three touchdowns and two interceptions, to go along with 65 yards rushing on 25 carries (2.6 ypc), in three games. Senior WR **Braelon Roberts** has five catches for 44 yards (8.8 ypc) in three games. Senior DE **Ian Togiai** has four tackles in three games. Senior WR **Jaren Colston-Green** has one catch for 48 yards in two games. Senior CB **Jalen Davis** has 11 tackles and one pass breakup, to go along with one kickoff return for 20 yards, in two games. Senior TE **Damion Hobbs** has 70 yards rushing on nine carries (7.8 ypc) in two games. Junior P **Aaron Dalton** has 10 punts for 413 yards (41.3 ypp), including a long of 63, and five downed inside the 20-yard line in two games. Junior RB **Justen Hervey** has one carry for minus five yards in two games. Junior BS **Aaron Wade** has one tackle in two games.

AGGIE COACHES WHO PLAYED AGAINST NEW MEXICO

• Utah State outside receivers coach **Jovon Bouknight** played against New Mexico from 2002-05 at Wyoming and had 23 catches for 312 yards, including nine receptions for 128 yards as a junior, and five receptions for 106 yards as a senior. USU offensive administrative assistant **Naufahu Tahi** played against New Mexico as a junior in 2004 for BYU and had five carries for 24 yards and a touchdown, and three receptions for 19 yards. USU Assistant AD for Football Operations **Waqqa Damuni** played against New Mexico in 1997 and 1998 at USU as a tight end, but did not record any stats.

DID YOU KNOW?

• Utah State has 38 players in its program from the state of Utah, while New Mexico has 27 players on its roster from the Land of Enchantment.

AGGIES IN OVERTIME

• Utah State is 6-5 all-time in overtime, winning three of its last four. All-time, USU is 4-2 in single-overtime games, 2-2 in double-overtime games, and 0-1 in triple-overtime games. USU's last overtime game was a 21-14 loss at Arkansas State on Sept. 20, 2014.

DID YOU KNOW?

• Of Utah State's seven Mountain West losses in 2016, five were by a combined 29 points (5.8 ppg) as USU lost at home to Air Force by seven points (27-20), at No. 24 Boise State by 11 points (21-10), at Colorado State by seven points (31-24), to New Mexico by three points (24-21), and at Nevada by one point (38-37). Furthermore, USU surrendered three double-digit leads in the second half of the 2016 season at Colorado State (14 points), against New Mexico at home (15 points), and at Nevada (13 points), not to mention a seven-point second-quarter lead at home against Air Force.

/// FROM THE WEIGHT ROOM ///

• Senior BS **Dallin Leavitt** (5-10, 205) has a 385-pound flat bench press; senior CB **Wesley Bailey** (6-1, 200) has a 38 inch vertical jump, and junior DE **Adewale Adeoye** (6-3, 270) front squatted 455 pounds.





UTAH STATE TEAM STATS vs. NEW MEXICO TEAM STATS IN THE LAST EIGHT MEETINGS

Date	Score	Total Yds. (Rush-Pass)	TOP	TO	Pen.	3rd Downs	FD
09-20-97	L, 22-25 (H)	283 (111-172) / 289 (152-137)	31:23/28:37	3/5	14/11	8-18/7-14	25/18
09-12-98	L, 36-39*** (A)	319 (-19-338) / 300 (39-261)	29:08/30:52	1/0	4/4	4-18/4-18	20/14
10-19-02	W, 45-44* (H)	447 (107-340) / 483 (263-220)	37:43/22:17	2/1	11/12	2-8/6-17	19/28
10-04-03	L, 7-34 (A)	221 (55-166) / 352 (108-244)	25:32/34:28	3/1	9/9	7-16/9-18	14/22
10-09-13	W, 45-10 (A)	492 (337-155) / 300 (160-140)	26:33/33:27	0/1	5/5	7-13/3-15	25/17
11-15-14	W, 28-21 (H)	422 (272-150) / 400 (246-154)	26:58/33:02	1/1	3/3	6-12/8-15	19/18
11-07-15	L, 13-14 (A)	294 (78-216) / 236 (132-104)	28:46/31:14	2/1	2/7	4-15/2-14	13/10
11-12-16	L, 21-24 (H)	391 (128-263) / 403 (249-154)	23:24/36:36	1/0	7/6	4-11/5-14	21/22

Note: Utah State numbers are listed first.

/// SERIES NOTABLES BETWEEN UTAH STATE AND NEW MEXICO ///

The following are series notables between Utah State and New Mexico dating back to 1997 and encompassing the last eight meetings.

- Utah State has held New Mexico to less than 30 points in each of the last four meetings and in 20 games in series history. USU has been held to less than 30 points in each of the last three meetings and in 17 games in series history.
- Each of the last three games in the series has been decided by one score and by a total of 11 points as neither team has scored 30 points. Overall, 11 of the previous 23 games (.478) in the series has been decided by one score.
- Six of Utah State's last eight wins in the series have been by double digits, while five of New Mexico's last seven wins have been by single digits.
- New Mexico has controlled the time of possession in each of the last seven meetings.
- New Mexico has rushed for more yards in six of the previous eight meetings, while Utah State has passed for more yards in six of the last eight meetings.
- The team with the most rushing yards has won seven of the last eight meetings, with the only exception being Utah State's win in 2002.
- The team with fewer turnovers has won six of the last eight meetings, and there have been fewer than three turnovers by both teams in six of the last eight meetings.
- In the last eight meetings, Utah State is 2-2 when scoring first and leading at the half, while New Mexico is 3-1 when scoring first and 2-1 when leading at the half.
- The team that scores first and leads at the half has won four of the last five games.
- New Mexico has had four 100-yard receivers and three 100-yard rushers in the past eight meetings, but no 300-yard passers, while Utah State has had two 100-yard rushers and one 100-yard receiver in the last eight meetings, to go along with two 300-yard passers
- In 23 previous meetings with New Mexico, Utah State has had seven 100-yard rushers, one 100-yard receiver and two 300-yard passers.
- There have been four shutouts in series history, three by Utah State's defense and one by New Mexico's defense. USU has also held UNM to less than 10 points six times and is 6-0 in those games.

UTAH STATE VERSUS THE MOUNTAIN WEST

• Utah State is 148-178-8 (.455) all-time against current members of the Mountain West with a 38-26-4 record vs. Wyoming, a 33-39-2 record vs. Colorado State, a 16-7 record vs. UNLV, a 17-20-1 record vs. San José State, a 12-17-1 record vs. Fresno State, a 10-13 record vs. New Mexico, an 8-6 record vs. Hawai'i, a 6-18 record vs. Nevada, a 5-17 record vs. Boise State, a 2-3 record vs. Air Force, and a 1-12 record vs. San Diego State.

UTAH STATE ENTERING FIFTH SEASON IN THE MOUNTAIN WEST

• Utah State is entering its fifth year as a member of the Mountain West and has been a Division I-A/Bowl Championship Series football playing school in each of its 119 seasons of competition. USU joined the Mountain States/Skyline Conference in 1938 until 1961. USU then played as a football independent from 1962-77 when the Aggies became members of the Pacific Coast Athletic Association in 1978. The PCAA changed its name to the Big West Conference in 1988. Following the 2000 season, when the Big West no longer sponsored football, USU spent two years as an independent (2001-02) and two years in the Sun Belt Conference (2003-04), before joining the Western Athletic Conference for eight seasons from 2005-12.

DID YOU KNOW?

• All five of Utah State's starting offensive linemen – OC **Quin Ficklin**, RT **Sean Taylor**, LG **Moroni Iniguez**, RG **Rob Castaneda**, LT **Roman Andrus** – played in their first career games at USU in the first three weeks of the season. In fact, Taylor is the only member of this group who was on the team last year, as he redshirted. This is the first time in school history that it has started five offensive linemen who had never played a game at USU, minus the Aggies' first-ever team in 1892. Furthermore, Andrus and Ficklin did not even play offensive line at their previous schools, as Andrus was a defensive end at Snow (Utah) JC and Ficklin was a fullback at BYU.

/// UTAH STATE at NEW MEXICO ///



/// FROM THE RECORD BOOKS ///

Here is a look at some of the top Utah State team and individual statistical performances against New Mexico over the years.

- Despite trailing in the all-time series with New Mexico, 13-10, Utah State has out-scored the Lobos by 57 points (478-421).
- Utah State's 39-36 loss at New Mexico in 1998 is its only triple-overtime game in school history and the Aggies have never played in an overtime game that went longer than three periods. In fact, USU has played just 11 overtime games in school history and two have been against New Mexico as the Aggies posted a 45-44 overtime home win against UNM in 2002.
- New Mexico is Utah State's only opponent that it has played multiple overtime games against.
- Utah State's eight forced turnovers vs. New Mexico in 1961 is tied for the most in school history, along with the eight turnovers it forced against Boise State in 2015 and Idaho in 1971 and 1969. USU's seven recovered fumbles against UNM in 1961 is a school record.
- Utah State allowed just two first downs against New Mexico in 1953, which is tied for the school record, also doing so against Idaho in 1961.
- Utah State's 470 rushing yards against New Mexico in 1960 are the second-most in school history, while its 337 rushing yards against UNM in 2013 rank as the 24th-most.
- Utah State allowed New Mexico zero passing yards and no completions in 1954, both of which are tied for single-game school records.
- **Jose Fuentes'** 80-yard pass to **Kevin Curtis** against New Mexico in 2002 ranks tied for the 16th-longest pass play in school history, while **Travis Cox's** 79-yard pass to **Barry Tolli** against UNM in 2003 ranks tied for the 21st-longest pass play in school history.
- **Brad Bohn** set a then-school record for points scored by a kicker with 18 against New Mexico in 1998, a record that was broken by **Dominik Eberle** this season with 19 points at San José State. Bohn also tied the school record for field goals made and attempted in that game against the Lobos as he was 5-of-5 on field goals (37, 23, 23, 41, 33) and 3-for-3 on extra points.



/// LAST MEETING vs. NEW MEXICO ///



November 12, 2016

MERLIN OLSEN FIELD AT MAVERIK STADIUM

SCORING SUMMARY

	1	2	3	4	FINAL
New Mexico	0	6	15	3	24
Utah State	14	0	7	0	21

First Quarter

USU - Lindsey 13 yd run (Warren kick, 5:56)

USU - Tarver 22 yd pass from Myers (Warren kick, 2:25)

Second Quarter

UNM - Sanders 36 yd field goal (14:49)

UNM - Sanders 37 yd field goal (:44)

Third Quarter

USU - Lindsey 4 yd run (Warren kick, 12:35)

UNM - Gipson 5 yd run (Sanders kick, 6:40)

UNM - Gipson 4 yd run (McQuarley run, 2:24)

Fourth Quarter

UNM - Sanders 40 yd field goal (1:06)

Attendance: 15,212

TEAM STATISTICS

	UNM	USU
First Downs	22	21
Rushing	249	128
Passing	154	263
Fumbles: Number-Lost	0-0	0-0
Penalties: Number-Yards	6-64	7-75
Punts-Yards/Avg.	3-125/41.7	4-134/33.5
Punt returns: No-Yds-TD/Avg.	0-0-0/0.0	0-0-0/0.0
Kickoff Returns: No-Yds-TD/Avg.	3-61-0/20.3	2-50-0/25.0
Interceptions: No-Yds-TD	1-0-0	0-0-0
Fumble Returns: No-Yds-TD	0-0-0	0-0-0
Possession Time	36:36	23:24
Third-Down Conversions	5-of-14	4-of-11

INDIVIDUAL RUSHING

UNM: Gipson, 18-107, 2TD; McQuarley, 14-44; Owens, 10-37.

USU: Hobbs, 5-42; Lindsey, 12-26, 2TD; Hunt, 3-21; Myers, 4-18; Williams, 2-14; Bright, 2-7.

INDIVIDUAL PASSING (C-A-I, Yds, TD)

UNM: Apodaca, 6-13-0, 109, 0; Jordan, 2-4-0, 45, 0.

USU: Myers, 21-27-1, 263, 1.

INDIVIDUAL RECEIVING

UNM: Reed, 3-32; Drennan, 2-78; Quarells, 1-34; Harris, 1-6, Gambin, 1-4.

USU: Tarver, 6-84, TD; Rodriguez, 3-46; Roberts, 3-18; Hunt, 2-30; Bright, 2-13; Colston-Green, 1-48; Houston, 1-10; Lewis, 1-8; Van Leeuwen, 1-6; Williams, 1-0.

USU Punt Returns: None

USU KO Returns: Ellison, 2-50.

USU Interception Returns: None

USU Tackle Leaders: Williams 13, Ferguson 11, Carmen 9, Leavitt 8.

UTAH STATE STARTERS

OFFENSE

LT	Brooksby	DE	Ali'ifua
LG	Albrecht	DT	Seefeldt
C	Stephens	DT	M. Uasike
RG	Uluave	DE	Faimalo
RT	Simonich	LB	Te'i
WR	Tarver	LB	Williams
WR	Van Leeuwen	LB	Carmen
TE	Palange	CB	Gray
TE	Houston	CB	Bailey
RB	Lindsey	SS	Leavitt
QB	Myers	FS	Ferguson

DEFENSE



Junior QB Kent Myers (2) was 21-of-27 passing for 263 yards with one touchdown and one interception in Utah State's 24-21 home loss to New Mexico. Myers also carried the ball four times for 18 yards.

LOGAN, Utah - New Mexico's Jason Sanders kicked three field goals, including the game-winner from 40 yards out with 1:06 to go, to give the Lobos a 24-21 victory against Utah State on Saturday, Nov. 12, 2016, on Merlin Olsen Field at Maverik Stadium.

Sanders' third field goal of the night capped an 11-play, 76-yard drive that began inside the Lobos' 1-yard line after a goal-line stand by the New Mexico defense.

With the win, the Lobos (7-3, 5-1 Mountain West) won their fifth straight game. The Aggies dropped to 3-7 overall and 1-6 in league play.

Junior QB **Kent Myers** was 21-of-27 passing for 263 yards with one touchdown and one interception. Midway through the fourth quarter, his 41-yard pass to sophomore WR **Ron'quavion Tarver** gave the Aggies a first-and-goal at the Lobos' 9-yard line with the game tied at 21-all. A 7-yard run by redshirt freshman WR **Gerold Bright** gave Utah State a second-and-goal at the 2. Consecutive runs by junior RB **Tonny Lindsey, Jr.** moved the ball down to the 1, where the Aggies elected to go for it. Lindsey's number was called again, but New Mexico LB Dakota Cox made the touchdown-saving tackle inside the 1.

On the ensuing possession, the Lobos drove to the Aggies' 23-yard line, where Sanders made good from 40 yards out for the winning score.

It looked as if Utah State was going to answer on the very next possession, driving down to the New Mexico 19-yard line, where the Aggies faced first-and-10. USU appeared to have scored the go-ahead touchdown as Myers found Tarver in the left corner of the end zone, but an offensive pass interference penalty negated the score.

With the ball pushed back to the 34, Myers ran for 9 yards and Utah State tried to rush its field-goal unit team onto the field, but time ran out before the Aggies could try a game-tying field goal.

Tarver finished with six catches for 84 yards – both game highs – and a touchdown. Ten different Aggies caught at least one pass, including senior TE **Wyatt Houston**, who has now caught a pass in 16 straight games.

Defensively, Utah State limited the top rushing team in the nation to 249 yards – almost 110 yards below the Lobos' season average of 358.8. Senior LB **Anthony Williams** tied his career high with 13 tackles, including 1.0 tackles for loss, while redshirt sophomore BS **Gaje Ferguson** added a career-best 11 stops.

The Aggies opened up a 21-6 lead with 12:35 to go in the third quarter following a 4-yard touchdown run by Lindsey, who finished with 26 yards rushing and two scores on 12 carries. However, UNM scored the final 18 points to spoil USU's Senior Night.

For the first time since the season opener against Weber State, Utah State scored touchdowns on its first two drives of the game.

Lindsey gave the Aggies a 7-0 lead with a 13-yard touchdown run with 5:56 left in the first quarter. Just over three minutes later, Myers hooked up with Tarver for a 22-yard touchdown pass, making it 14-0.

Sanders booted a pair of second-quarter field goals from 36 and 37 yards out, respectively, to pare the deficit to 14-6 by halftime.

The Lobos dominated the time of possession in the opening half as they controlled the ball for more than 21 minutes. Despite that, the Aggies kept the visitors out of the end zone, marking the first time since Game 4 of the 2015 campaign that New Mexico has not scored a touchdown during the first 30 minutes of play.



Redshirt senior LB Anthony Williams (13) tied his career-high with 13 tackles, which included 1.0 tackles for loss, against the Lobos.



/// LAST ROAD MEETING vs. NEW MEXICO ///



November 7, 2015
UNIVERSITY STADIUM

SCORING SUMMARY

	1	2	3	4	FINAL
Utah State	0	3	7	3	13
New Mexico	0	7	7	0	14

Second Quarter

UNM - Hart-Johnson 86 yd pass from Jordan (Rogers kick, 8:59)
USU - Warren 25 yd FG, 6:10

Third Quarter

UNM - McQuarley 3 yd run (Rogers kick, 13:20)
USU - Rodriguez 24 yd pass from Myers (Warren kick, 5:55)

Fourth Quarter

USU - Warren 41 yd FG, 11:47
Attendance: 19,886

TEAM STATISTICS

	USU	UNM
First Downs	13	10
Rushing	78	132
Passing	216	104
Total Offense	294	236
Fumbles: Number-Lost	2-2	2-0
Penalties: Number-Yards	2-8	7-67
Punts-Yards/Avg.	6-279/46.5	9-366/40.7
Punt returns: No-Yds-TD/Avg.	5-16-0/3.2	2-7-0/3.5
Kickoff Returns: No-Yds-TD/Avg.	1-56-0/56.0	3-62-0/20.7
Interceptions: No-Yds-TD	1-44-0	0-0-0
Fumble Returns: No-Yds-TD	0-0-0	2-0-0
Possession Time	28:46	31:14
Third-Down Conversions	4-of-15	2-of-14

INDIVIDUAL RUSHING

USU: Mays, 17-29; Hobbs, 4-28; Fox, 1-11; Myers, 11-8; Hunt, 2-6; Keeton, 1-1; Hervey, 1-(-5).

UNM: Gipson, 18-86; L. Jordan, 11-45; Pressley, 7-20; McQuarley, 2-9; Chestnut, 2-4; R. Jordan, 1-1; Apodoca, 4-(-18).

INDIVIDUAL PASSING (A-C-I, Yds, TD)

USU: Myers, 24-13-0, 213, 1; Keeton, 1-1-0, 3, 0.

UNM: Jordan, 5-2-0, 97, TD; Apodoca, 5-2-1, 7, 0; Anaya, 1-0-0, 0, 0; Rogers, 1-0-0, 0, 0.

INDIVIDUAL RECEIVING

USU: Sharp, 5-38; Hunt, 2-67; Rodriguez, 2-48, TD; Houston, 2-31; Roberts, 2-26; Swindall, 1-6.

UNM: Gipson, 2-15; Hart-Johnson, 1-86, TD; Gamblin, 1-3.

USU Punt Returns: Rodriguez, 5-16.

USU KO Returns: Williams, 1-56.

USU Interception Returns: Centers, 1-44.

USU Tackle Leaders: Vigil 9, Filiaga 6, Fackrell 5, Hines 5, Moala 5.

UTAH STATE STARTERS

OFFENSE

LT Albrecht
LG Mosley
C Stephens
RG Fisilau
RT Simonich
WR Sharp
WR Robinson
TE Houston
TE Copier
RB Mays
QB Myers

DEFENSE

DE Nielsen
NG Moala
DE Ali'ifua
LB Fackrell
LB Filiaga
LB Vigil
CB Davis
CB Hines
CB Hayes
SS Evans
FS Centers



Sophomore QB Kent Myers (2) was 13-of-24 passing for 213 yards with one touchdown in Utah State's 14-13 loss at New Mexico. Myers also rushed for five yards on 10 carries against the Lobos.

ALBUQUERQUE, N.M. - Sophomore QB **Kent Myers** was 13-of-24 passing for 213 yards and a touchdown, but missed opportunities proved to be Utah State's undoing in a 14-13 loss at New Mexico on Saturday, Nov. 7, 2015.

The Aggies (5-4, 4-2 Mountain West) had a golden opportunity to possibly win the game at the end, but junior PK **Brock Warren's** 41-yard field goal attempt was wide right with less than a minute remaining in the fourth quarter. Earlier in the fourth, he had hit a career-long 41-yarder to pull Utah State within 14-13.

Lobos QB Lamar Jordan was 2-of-5 passing for 97 yards, including an 86-yard touchdown pass to Delane Hart-Johnson that gave New Mexico (5-4, 3-2) a 7-0 lead in the second quarter.

The Aggies lost two fumbles that the Lobos turned into seven points. Utah State also turned it over on downs two out of the first three times it touched the ball. On the game's opening possession, the Aggies had it second-and-goal from the New Mexico 2-yard line, but managed to gain just one yard as Myers threw an incomplete pass on fourth down.

A penalty with less than five minutes remaining in the game also proved costly for Utah State. Myers hit sophomore RB **LaJuan Hunt** out of the backfield on a screen pass that turned it into a 61-yard gain. However, the play was nullified due to a holding call on the Aggies, who eventually had to punt the ball away.

Hunt did finish with two catches for 67 yards, including a career-best 63-yard reception on a first-quarter screen. Senior WR **Hunter Sharp** had five catches for 38 yards for Utah State, which was held to 294 yards of offense, including a season-low 78 yards rushing.

Defensively, Utah State limited New Mexico to only 236 yards of offense and 10 first downs, both season-lows for the Lobos. Junior LB **Nick Vigil** had nine tackles, including 1.0 tackles for loss, to lead the Aggies, who had won two straight against UNM.

Playing in his first game back since suffering a knee injury against Boise State three games earlier, senior NG **David Moala** recorded two tackles for loss, a sack and a forced fumble on back-to-back plays in the second quarter. Moala finished with five total tackles, to go along with his first career pass breakup.

Following a scoreless first quarter, New Mexico cracked the scoreboard on the 86-yard touchdown pass from Jordan to Hart-Johnson. It was the longest play from scrimmage allowed by the Aggies since a 92-yard touchdown run by Oklahoma in 2007. Utah State answered back on its ensuing possession courtesy of a 25-yard field goal by Warren.

The second half started promisingly for the Aggies as the defense forced the Lobos to go three-and-out on their first possession. However, junior WR **Andrew Rodriguez** fumbled the ensuing punt return and New Mexico recovered it at the USU 3-yard line.

One play later, the Lobos cashed in on the turnover when Richard McQuarley scored on a run right up the middle to give the hosts a 14-3 lead with 13:20 left in the third.

Utah State pulled within 14-10 with 5:55 remaining in the third when Rodriguez made a spectacular diving 24-yard touchdown catch in the end zone. It was the first touchdown reception of his career.

Following an interception by junior FS **Devin Centers**, who returned it 45 yards, the Aggies pulled even closer when Warren drilled his 41-yarder, making it 14-13 with 11:47 remaining.



Junior LB Nick Vigil (41) had nine tackles, including 1.0 tackles for loss, against the Lobos.



/// GAME 9 RECAP vs. BOISE STATE ///



October 28, 2017

MERLIN OLSEN FIELD AT MAVERIK STADIUM

SCORING SUMMARY

	1	2	3	4	FINAL
Boise State	14	14	7	6	41
Utah State	7	0	7	0	14

First Quarter

BSU - Wilson 19 yd pass from Rypien (Hoggarth kick, 13:00)
 BSU - Evans 12 yd pass from Rypien (Hoggarth kick, 7:12)
 USU - Tarver 2 yd pass from Love (Eberle kick, 00:58)

Second Quarter

BSU - Mattison 3 yd pass from Cozart (Hoggarth kick, 12:32)
 BSU - Roh 22 yd pass from Rypien (Hoggarth kick, 00:42)

Third Quarter

BSU - Roh 35 yd pass from Cozart (Hoggarth kick, 9:12)
 USU - Hunt 1 yd run (Eberle kick, 6:29)

Fourth Quarter

BSU - Hoggarth 27 yd field goal (14:48)
 BSU - Hoggarth 29 yd field goal (3:30)

Attendance: 19,012

TEAM STATISTICS

	BSU	USU
First Downs	27	13
Rushing	163	93
Passing	370	186
Total Offense	533	279
Fumbles: Number-Lost	0-0	0-0
Penalties: Number-Yards	9-72	7-72
Punts-Yards/Avg.	5-195/39.0	9-348/38.7
Punt returns: No-Yds-TD/Avg.	3-3-0/1.0	3-(-3)-0/-1.0
Kickoff Returns: No-Yds-TD/Avg.	0-0-0/0.0	2-52-0/26.0
Interceptions: No-Yds-TD	0-0-0	0-0-0
Fumble Returns: No-Yds-TD	0-0-0	0-0-0
Possession Time	37:54	22:06
Third-Down Conversions	7-of-15	4-of-15

INDIVIDUAL RUSHING

BSU: Mattison, 19-113; Wolpin, 10-51; Cozart, 7-15; Mahone, 1-3; Wilson, 2-0; Team, 3-(-3); Rypien, 3-(-13).

USU: Miller, 7-40; Hunt, 14-31, TD; Love, 4-14; Allen, 1-6; Myers, 1-2.

INDIVIDUAL PASSING (C-A-I, Yds, TD)

BSU: Rypien, 19-27-0, 260, 3; Cozart, 5-7-0, 110, 2.

USU: Love, 17-32-0, 168, 1; Myers, 1-1-0, 18, 0; Vaughns, 0-1-0, 0, 0.

INDIVIDUAL RECEIVING

BSU: Wilson, 6-94, TD; Roh, 4-87, 2 TD; Richardson, 4-65; Thomas, 3-32; Mattison, 3-28, TD; Modster, 2-39; Evans, 2-25, TD.

USU: Raymond, 5-30; Tarver, 3-77, TD; Hunt, 3-1; Nathan, 2-45; Vaughns, 1-14; Roberts, 1-8; Van Leeuwen, 1-5; Terrell, 1-3; Allen, 1-3.

USU Punt Returns: Nathan, 3-(-3)-0.

USU KO Returns: Scarver, 2-52-0.

USU Interception Returns: None.

USU Tackle Leaders: Gajkowski, 11; Tamaivena, 10; Wildman, 9; Fortenberry, 7; Ferguson 7.

UTAH STATE STARTERS

OFFENSE	DEFENSE
LT Andrus	DE Lee
LG Iniguez	DT 'Unga
C Ficklin	DE Anderson
RG Castaneda	LB Tobeck
RT Taylor	LB Tamaivena
WR Tarver	LB Baker
WR Roberts	LB Larsen
WR Nathan	CB Davis
TE Raymond	CB Ingram
RB Hunt	BS Leavitt
QB Love	FS Ferguson



Redshirt freshman QB Jordan Love (10) was 17-of-32 passing for 168 yards and one touchdown in Utah State's 41-14 Mountain West home loss to Boise State. Love also rushed for 14 yards on four carries in the game.

LOGAN, Utah - Utah State allowed touchdowns on Boise State's first two drives of the game and could not dig out of the early hole as the Aggies lost 41-14 on Saturday, Oct. 28, 2017, on Merlin Olsen Field at Maverik Stadium.

Redshirt freshman QB **Jordan Love** completed 17-of-32 passes for 168 yards and one touchdown, while senior RB **LaJuan Hunt** rushed for 31 yards and another score for Utah State (4-5, 2-3 Mountain West).

Boise State (6-2, 4-0) held the Aggies to just 279 yards of total offense – 186 through the air and 93 on the ground.

Redshirt sophomore TE **Dax Raymond** led Utah State with five receptions for 30 yards. Junior WR **Ron'quavion Tarver** added three catches for 77 yards, including a 2-yard touchdown pass from Love that pulled the Aggies to within 14-7 with less than a minute left in the first quarter. Redshirt freshman WR **Jordan Nathan** added two receptions for 45 yards, while six other Aggies caught at least one pass.

Boise State QB Brett Rypien completed 19-of-27 passes for 260 yards and three touchdowns. His backup, Montell Cozart, was 5-of-7 for 110 yards and two more scores for the Broncos, who finished with 533 total yards.

Redshirt freshman S **Baron Gajkowski** recorded a game- and career-high 11 tackles, including 1.5 tackles for loss, which was also a career-high. Junior LB **Suli Tamaivena** finished in double-digit tackles for the fifth straight game as he had 10 stops, including 0.5 tackles for loss. Tamaivena also had one of the Aggies' three quarterback hurries.

Junior CB **Deante Fortenberry** has his best game as an Aggie as he recorded a season-high seven tackles, which included a season-best 2.0 sacks and 3.0 tackles for loss. Sophomore DE **Jacoby Wildman** also had his best game as an Aggie with a career-high nine stops, while junior LB **Ofa Latu** tied his season-high with six tackles, which included his first career sack.

Junior DE **Adewale Adeoye** had four tackles, which included 0.5 tackles for loss, and redshirt freshman DE **Logan Lee** also had four tackles and 0.5 tackles for loss in his first career start. Junior S **Gaje Ferguson** also had 0.5 tackles for loss as part of his seven stops as Utah State's defense finished the game with 3.0 sacks and 8.0 tackles for loss.

The Broncos led 28-7 at halftime and scored a touchdown on their first series of the third quarter to open up a 28-point cushion.

Utah State answered back, though, as Hunt scored on a 1-yard touchdown run to make it 35-14 with 6:29 remaining in the third.

After the defense forced Boise State to go three-and-out on the ensuing possession, Love drove the Aggies to the Broncos' 14-yard line. However, that's as close as Utah State would get to the end zone as BSU forced the Aggies to turn the ball over on downs.

Freshman RB **Tre Miller** led Utah State with 40 yards rushing on seven carries, while his Boise State counterpart, Alex Mattison, carried the ball 19 times for 110 yards.

Offensively, Utah State did not allow a sack for the first time this season as Boise State entered the game averaging 3.0 sacks per game to lead the Mountain West and rank 18th nationally.



Redshirt freshman S Baron Gajkowski (15) had a season-high 11 tackles, which included a season-best 1.5 tackles for loss, against the Broncos.



GAJKOWSKI RECORDS CAREER HIGHS AGAINST BOISE STATE

• Redshirt freshman S **Baron Gajkowski** had a career-high 11 tackles, which included a career-best 1.5 tackles for loss, in his last game against Boise State. For Gajkowski, it is his first-career double-digit tackle outing.

FORTENBERRY HAS CAREER GAME AGAINST BOISE STATE

• Junior CB **Deante Fortenberry** had his best game as an Aggie last weekend against Boise State as he recorded a career-high seven tackles, which included a career-best 2.0 sacks and 3.0 tackles for loss. Those 2.0 sacks are tied for the most by an Aggie this season, while Fortenberry's 3.0 tackles for loss are a season-high for a USU player.

RAYMOND HAS ANOTHER PRODUCTIVE DAY

• Redshirt sophomore TE **Dax Raymond** continued his excellent play last weekend against Boise State as he had five receptions for 30 yards. Raymond has now caught at least five passes in each of his last four games, and during his last six games he has caught 27 passes for 292 yards. The last Aggie tight end to catch at least five passes in four straight games was **Chris Cooley** in 2003.

LOVE THROWS FIFTH TOUCHDOWN PASS OF THE SEASON

• Redshirt freshman QB **Jordan Love** threw his fifth touchdown pass of the season last weekend against Boise State on a 2-yard completion to junior WR **Ron'quavion Tarver**. Love finished the game 17-of-32 passing for 168 yards, as those 32 attempts are a career high.

TARVER CATCHES FOURTH TOUCHDOWN PASS OF THE SEASON

• Junior WR **Ron'quavion Tarver** caught his team-leading fourth touchdown pass of the season and the seventh of his career last weekend on a 2-yard reception against Boise State.

HUNT SCORES SIXTH RUSHING TOUCHDOWN OF THE SEASON

• Senior RB **LaJuan Hunt** scored his team-leading sixth rushing touchdown of the season last weekend against Boise State on a 1-yard run. For Hunt, he now has 13 rushing touchdowns in his career, which ranks second on the team behind senior QB **Kent Myers**, who has 19 career rushing touchdowns. For Hunt, it is just the second time in his career he has scored rushing touchdowns in back-to-back games, also doing so as a sophomore in 2015 when he scored a rushing touchdown in three-straight games. Hunt scored a career-high three rushing touchdowns at UNLV two weeks ago.

TEAM NOTABLES FROM BOISE STATE GAME

• Utah State's offense did not commit a turnover for the second time this season, also doing so against Colorado State. Utah State's defense did not force a turnover for the third time this year, including games at Wake Forest and against Colorado State. Utah State had two players make their first career start in sophomore DE **Devon Anderson** and redshirt freshman DE **Logan Lee**.

PLAYER NOTABLES FROM BOISE STATE GAME

• Junior LB **Ofa Latu** tied his season-high with six tackles, which included his first career sack as he now has 2.5 tackles for loss this season. Redshirt freshman CB **Ja'Marcus Ingram** had a season-high-tying six tackles. Junior DE **Adewale Adeoye** had 1.0 tackles for loss, giving him 3.5 tackles for loss this year and in his career. Junior S **Gaje Ferguson** had 0.5 tackles for loss, giving him 1.0 tackles for loss this year and 3.0 in his career. Redshirt freshman DE **Logan Lee** had a season-high four tackles, which included 0.5 tackles for loss, the first of his career. Senior CB **Jalen Davis** had one pass breakup, giving him seven pass breakups this year and 29 in his career, to extend his school record.

DID YOU KNOW?

• Utah State did not allow a sack for the first time this season last weekend against Boise State as the Broncos entered the game averaging 3.0 sacks per game to lead the Mountain West and rank 18th nationally. The last time USU did not allow a sack was on Nov. 19, 2016, at Nevada.

/// 2017 SEASON SUPERLATIVES ///

TOP INDIVIDUAL PERFORMANCES

RUSHING

1. Eltoro Allen 103 vs. Idaho State
2. LaJuan Hunt 101 at UNLV
3. Eltoro Allen 89 at San José State

PASSING

1. Kent Myers 323 vs. Idaho State
2. Jordan Love 316 at UNLV
3. Kent Myers 219 at Wisconsin

RECEIVING

1. Jordan Nathan 92 at UNLV
2. Gerold Bright 77 at Wake Forest
2. Zach Van Leeuwen 77 at Wake Forest
2. Ron'quavion Tarver 77 vs. Boise State

TACKLES

1. Sull Tamaivena 14 vs. Colorado State
1. Sull Tamaivena 14 vs. Wyoming
2. Sull Tamaivena 13 vs. BYU
2. Gaje Ferguson 13 vs. Colorado State

TOP TEAM PERFORMANCES - OFFENSE

RUSHING

1. 318 at San José State
2. 265 at UNLV
3. 255 vs. Idaho State

PASSING

1. 341 vs. Idaho State
2. 323 at UNLV
3. 232 vs. Wyoming

TOTAL OFFENSE

1. 596 vs. Idaho State
2. 589 at San José State
3. 588 at UNLV

TOP TEAM PERFORMANCES - DEFENSE

RUSHING

1. 85 by Wyoming
2. 108 by San José State
3. 113 by Idaho State

PASSING

1. 54 by San José State
2. 85 by UNLV
3. 186 by BYU

TOTAL OFFENSE

1. 162 by San José State
2. 293 by Wyoming
3. 303 by Idaho State

/// AGGIE TO KEEP YOUR EYES ON ///

#42 | SULI TAMAIVENA | LB | 6-0 | 230 | JR | Kirkland, Wash. | Mt. San Antonio JC



- Recorded his fifth-straight double-digit tackle game last weekend against Boise State with 10 stops. The last Aggie to have five-straight double-digit tackle games was **Bobby Wagner** in 2011.
- During his last five games he has recorded 61 tackles, which includes 3.0 sacks and 4.5 tackles for loss, to go along with a forced fumble.
- Leads the team and ranks 16th in the nation with his 9.8 tackles per game. In fact, his 88 total tackles rank tied for the fifth-most in all of the Football Bowl Subdivision (FBS).

/// DID YOU KNOW? ///

- Utah State senior QB **Kent Myers** completed 24-of-26 (.923) passes this season against Idaho State and that completion percentage ranks first this season among all quarterbacks at the FBS level.
- The school record for completion percentage is 93.3 set by Myers as a freshman at Hawai'i as he completed 14-of-15 passes in his first career start.



/// **USU CAREER RECORD BOOK** ///**PASSING YEARS YDS.**

1. Jose Fuentes	1999-2002	9,168
2. Chuckie Keeton	2011-15	7,393
3. Diondre Borel	2007-10	6,698
4. Tony Adams	1970-72	6,226
5. Brent Snyder	1987-88	6,105
6. Eric Hipple	1976-79	6,073
7. Kent Myers	2014-pres.	6,072
8. Anthony Calvillo	1992-93	5,642
9. Matt Sauk	1996-97	5,385

TD PASSES YEARS TD

1. Chuckie Keeton	2011-15	62
2. Jose Fuentes	1998-2002	60
3. Tony Adams	1970-72	52
4. Brent Snyder	1987-88	39
5. Kent Myers	2014-pres.	38
6. Diondre Borel	2007-10	36
7. Anthony Calvillo	1992-93	35
8. Eric Hipple	1976-79	34
9. Ron Lopez	1990-91	31

TOTAL OFFENSE YEARS YDS.

1. Chuckie Keeton	2011-15	8,808
2. Jose Fuentes	1999-2002	8,791
3. Diondre Borel	2007-10	8,096
4. Kent Myers	2014-pres.	7,448
5. Tony Adams	1970-72	6,587

COMPLETIONS YEARS NO.

1. Jose Fuentes	1999-2002	704
2. Chuckie Keeton	2011-15	672
3. Kent Myers	2014-pres.	532
4. Diondre Borel	2007-10	517
5. Brent Snyder	1987-88	472
6. Eric Hipple	1976-79	459
7. Tony Adams	1970-72	456
8. Anthony Calvillo	1992-93	448

ATTEMPTS YEARS ATT.

1. Jose Fuentes	1999-2002	1,270
2. Chuckie Keeton	2011-15	1,068
3. Diondre Borel	2007-10	922
4. Brent Snyder	1987-88	874
5. Kent Myers	2014-pres.	872
6. Tony Adams	1970-72	867
7. Eric Hipple	1976-79	850
8. Anthony Calvillo	1992-93	829
9. Travis Cox	2001-04	738

COMPLETION PCT. YEARS PCT.

(Minimum 150 Completions)		
1. Darell Garretson	2013-14	.631
2. Chuckie Keeton	2011-15	.629
3. Kent Myers	2014-pres.	.611

RUSHING TDs YEARS TD

1. Robert Turbin	2007-09,11	40
Abu Wilson	1992, 94-96	40
3. Demario Brown	1996-99	37
4. Tom Larscheid	1959-61	29
5. Emmett White	1998-01	27
6. Rick Parros	1976-79	26
7. Kerwynn Williams	2009-12	22
8. Louie Giammona	1973-75	21
9. Kent Myers	2014-pres.	19
10. Roy Shivers	1964-65	18

INTERCEPTIONS YEARS NO.

1. Henry King	1965-66	18
2. Damon Smith	1990-93	17
3. Donald Toomer	1991-94	12
4. Jalen Davis	2014-pres.	11
Travis Clark	1987, 89	11
Chuck Detwiler	1966-68	11
Ronnie McCloud	1974, 76-78	11

HUNT RANKS 14TH ALL-TIME IN RUSHING

• Senior RB **LaJuan Hunt** has rushed for 1,453 yards on 370 carries (3.9 ypc) to rank 14th all-time in school history. Hunt has two 100-yard rushing games in his career as he set a true freshman school record with 34 carries for 145 yards against Hawai'i in 2014, and rushed for 101 yards on 16 carries at UNLV in 2017.

MYERS RANKS 19TH ALL-TIME IN RUSHING

• Senior QB **Kent Myers** has rushed for 1,376 yards on 333 carries (4.1 ypc) during his career to rank 19th all-time in school history, including third all-time among quarterbacks, trailing **Chuckie Keeton** (2011-15), who ranks 14th all-time with 1,415 yards, and **Diondre Borel** (2007-10), who ranks 16th all-time with 1,398 rushing yards. Myers has one career 100-yard rushing game as he set a school record for quarterbacks with 191 yards on 16 carries against Colorado State in 2015.

MYERS HAS 19 CAREER RUSHING TDs

• Senior QB **Kent Myers** has 19 rushing touchdowns in his career, to rank ninth all-time in school history.

• Myers has five games with multiple rushing touchdowns as he had a career-high three against San José State in 2014 and two against both Colorado State and Nevada in 2016, and two against both Idaho State and San José State this year.

MYERS RANKS AMONG TOP 10 QBS ALL-TIME IN GAMES PLAYED AND STARTED

• Senior QB **Kent Myers** has started 33 games and played in 37 during his Utah State career, which ranks third and fifth all-time in school history for quarterbacks, respectively. **Chuckie Keeton** (2011-15) holds the school record for games started by a quarterback with 35, while **Diondre Borel** (2007-10) holds the school record for games played by a quarterback with 44.

MYERS THIRD ALL-TIME IN COMPLETION PERCENTAGE

• Senior QB **Kent Myers** is 533-of-872 (.611) passing for 6,072 yards with 38 touchdowns and 21 interceptions in his career, and that completion percentage ranks third all-time in school history behind **Darell Garretson** (.631) and **Chuckie Keeton** (.629).

• For his career, Myers has an interception percentage of just 0.025, which ranks third all-time in school history behind **Chuckie Keeton** (.022) and **Anthony Calvillo** (0.023), with his 38 touchdowns and 21 interceptions on 872 career attempts. Myers has thrown at least one touchdown pass in 19 of his last 29 games, and in 23 games in his career, and multiple touchdowns nine times in his career, which includes five games with three or more touchdown passes. In his career, Myers has 21 touchdowns and eight interceptions at home, and 17 touchdowns and 13 interceptions on the road.

MYERS AMONG ACTIVE QUARTERBACK LEADERS IN THE NATION

• Senior QB **Kent Myers** ranks among the top active quarterbacks in the nation in several categories and is one of just six Football Bowl Subdivision (FBS) quarterbacks with 6,000 passing yards and 1,000 rushing yards in a career, along with Louisville's Lamar Jackson (8,191 passing, 3,560 rushing), Ohio State's J.T. Barrett (8,547 passing, 2,919 rushing), Appalachian State's Taylor Lamb (8,806 passing, 1,770 rushing), South Florida's Quinton Flowers (6,789 passing, 3,214 rushing) and Syracuse's Eric Dungey (6,194 passing, 1,130 rushing). Myers has passed for 6,054 yards and rushed for 1,374 yards in his career. Myers is also one of just 12 active FBS quarterbacks with 1,200 career rushing yards.

• Other categories where Myers ranks among the top active FBS quarterbacks in the nation include being 14th in completion percentage (.611), 18th in touchdowns responsible for (57), 19th in total offense (7,448) and 24th in passing yards (6,072).

DAVIS SETS SCHOOL RECORD FOR PASSES BROKEN UP

• Senior CB **Jalen Davis** recorded the 29th pass breakup of his career against Boise State (10/28/17) to pass **Donald Toomer** (1991-94, 26) for the most in school history. Davis also has 11 interceptions in his career, which is tied with **Travis Clark** (1987, '89), **Chuck Detwiler** (1966-68) and **Ronnie McCloud** (1974, '76-78) for the fourth-most in school history. Furthermore, his 227 career interception return yards ranks second all-time in school history behind **Henry King** (1965-66), who holds the school record for interceptions in a career with 18 and interception return yards in a career with 373.

DAVIS AMONG ACTIVE DEFENSIVE BACK LEADERS IN THE NATION

• Senior DB **Jalen Davis** ranks among the top active defensive backs in the nation in several categories as he ranks sixth nationally with his 40 career pass breakups (28 passes defended, 11 interceptions), and seventh in the nation with his 11 career interceptions.

USU CAREER RUSHING	YEARS	YDS.
1. Demario Brown	1996-1999	4,053
2. Abu Wilson	1992, 94-96	3,933
3. Rick Parros	1976-79	3,537
4. Louie Giammona	1973-75	3,499
5. Robert Turbin	2007-09,11	3,315
6. Emmett White	1998-01	2,791
7. Kerwynn Williams	2009-12	2,515
8. Roger Grant	1990-91	2,387
9. Tom Larscheid	1959-61	2,206
10. Altie Taylor	1966-68	1,959
11. Maurice Turner	1979-82	1,549
12. Derrvin Speight	2007, 09-10	1,493
13. Roy Shivers	1964-65	1,468
14. LaJuan Hunt	2014-pres.	1,453
15. Chuckie Keeton	2011-15	1,415
16. John Strycula	1969-71	1,412
17. Diondre Borel	2007-10	1,398
18. Joey DeMartino	2010-13	1,378
19. Kent Myers	2014-pres.	1,376
20. Michael Smith	2009-11	1,313
21. Demetrius Brown	1986-89	1,252
22. Archie Gibson	1972-73	1,235
23. Devante Mays	2015-16	1,225
24. Profail Grier	1993-94	1,194
25. David Fiefla	2000-03	1,193
26. Jerry Hughes	1971-72	1,144
27. Marc White	1983-84	1,103
28. Melvin Blue	1958-59	1,074
29. Buddy Allen	1958-59	1,068
30. Joe Hill	2011-14	1,052



EBERLE RANKS FIRST ALL-TIME IN FIELD GOAL PERCENTAGE

• Sophomore PK **Dominik Eberle** is 14-of-15 on field goal attempts this year and his 93.3 conversion percentage ranks first all-time in school history for a single season, topping **Russ Moody**, who made 86.7 percent of his field goals in 1988, as he was 13-of-15. Eberle's only miss this season was a 38-yard attempt that was blocked by BYU (9/29). Those 14 made field goals this year rank tied for the ninth-most in a single-season in school history with **Dane Kidman** (2002), **Brad Bohn** (2000) and **Doug Beach** (1990).

• For his career, Eberle is now 17-of-20 on field goal attempts and his 85.0 conversion percentage also ranks first all-time in school history, topping **Russ Moody**, who made 84.6 percent of his field goals, as he was 22-of-26.

• Thus far this year, Eberle is 5-of-5 on field goal attempts of at least 40 yards, including a career long of 52 yards. The last Aggie kicker to make at least five field goals of 40-plus yards in a single season was **Nick Diaz** in 2012, when he was 5-of-7. And, **Brad Bohn** was the last USU kicker to make more than five from that distance, when he was 6-of-10 from 40-plus yards back in 2000.



LOVE NAMED MOUNTAIN WEST OFFENSIVE PLAYER OF THE WEEK

• Utah State redshirt freshman QB **Jordan Love** was named the Mountain West Offensive Player of the Week following his performance in Utah State's 52-28 Mountain West road win at UNLV two weeks ago. Making his first career start, Love completed 19-of-27 (.704) passes for 316 yards and two touchdowns from 70 and 75 yards. Love also scored on a 5-yard run as he rushed for 42 yards on eight carries (5.2 ypc). The last Aggie to be named the MW Offensive Player of the Week was senior QB **Kent Myers** against Colorado State in 2015 during his sophomore season. Love was also named the College Sports Madness MW Offensive Player of the Week.

• Love's 316 passing yards are the third-most by a freshman in school history and he is just the third Aggie quarterback to ever throw for 300 yards in his first career start joining **Brett Stevens**, who passed for 340 yards against Fresno State in 1985 and **Matt Sauk**, who threw for 390 yards against Oklahoma State in 1996.

• Love's touchdown passes of 70 and 75 yards marked the first time since 2012 that the Aggies had multiple scoring plays from 70-plus yards, doing so against New Mexico State that season. Furthermore, Love is the first Aggie to have three touchdown passes of 70-plus yards in a season since **Darrel Garretson** in 2014.

• Thus far in 2017, Love is one of just three quarterbacks at the Football Bowl Subdivision (FBS) level to have at least three touchdown passes of 70-plus yards, joining Baylor's Zach Smith, who has five, and Mississippi's Shea Patterson, who has four.



UTAH STATE RANKS THIRD IN THE NATION IN FIRST-TIME STARTERS

• During the first nine weeks of the 2017 season, Utah State has had 23 first-time starters, which ranks tied for third in the nation behind Illinois (27) and Baylor (25), and tied with Ball State (23). USU had 12 players make their first career start at No. 9 Wisconsin in senior TE **Damion Hobbs**, junior OL **Roman Andrus**, junior OL **Rob Castaneda**, junior OL **Quin Ficklin**, redshirt junior OL **Sean Taylor**, junior LB **Suli Tamaivena**, junior NG **Gasetoto Schuster**, junior BS **Aaron Wade**, sophomore OL **Moroni Iniguez**, sophomore DE **Jacoby Wildman**, redshirt freshman DE **Ritisoni Fata** and redshirt freshman WR **Jordan Nathan**. USU then had four more players get their first career start against Idaho State in junior DE **Adewale Adeoye**, redshirt sophomore TE **Dax Raymond**, sophomore LB **Dalton Baker** and redshirt freshman CB **Ja'Marcus Ingram**. Two more Aggies made their first career start at San José State in junior RB **Eltoro Allen** and freshman LB **Maika Magalei**. Redshirt freshman OL **Demytrick Ali'ifua** made his first career start against Colorado State. Sophomore NG **Christopher 'Unga** made his first career start against Wyoming. Redshirt freshman QB **Jordan Love** made his first career start at UNLV. And sophomore DE **Devon Anderson** and redshirt freshman DE **Logan Lee** both made their first career starts against Boise State.

/// WEEK 10 AP POLL ///

RK.	SCHOOL	RECORD	PTS.
1.	Alabama (59)	8-0	1523
2.	Georgia (2)	8-0	1465
3.	Ohio State	7-1	1332
4.	Wisconsin	8-0	1256
5.	Notre Dame	7-1	1254
6.	Clemson	7-1	1196
7.	Penn State	7-1	1189
8.	Oklahoma	7-1	1147
9.	Miami	7-0	1075
10.	TCU	7-1	942
11.	Oklahoma State	7-1	936
12.	Washington	7-1	874
13.	Virginia Tech	7-1	837
14.	Iowa State	6-2	670
15.	UCF	7-0	654
16.	Auburn	6-2	576
17.	USC	7-2	562
18.	Stanford	6-2	434
19.	LSU	6-2	338
20.	NC State	6-2	333
21.	Mississippi State	6-2	279
22.	Memphis	7-1	270
23.	Arizona	6-2	204
24.	Michigan State	6-2	136
25.	Washington State	7-2	122

Others receiving votes: South Florida 98, Michigan 73, Toledo 19, West Virginia 13, South Carolina 11, San Diego State 3, Army 2, Boise State 2.

/// WEEK 10 COACHES POLL ///

RK.	SCHOOL	RECORD	PTS.
1.	Alabama (65)	8-0	1625
2.	Georgia	8-0	1549
3.	Ohio State	7-1	1426
4.	Wisconsin	8-0	1418
5.	Clemson	7-1	1295
6.	Miami	7-0	1238
7.	Penn State	7-1	1221
8.	Notre Dame	7-1	1212
9.	Oklahoma	7-1	1192
10.	Oklahoma State	7-1	1000
11.	Washington	7-1	977
12.	TCU	7-1	944
13.	Virginia Tech	7-1	878
14.	UCF	7-0	727
15.	Auburn	6-2	622
16.	Iowa State	6-2	571
17.	USC	7-2	560
18.	Stanford	6-2	494
19.	NC State	6-2	382
20.	LSU	6-2	372
21.	Memphis	7-1	288
22.	Mississippi State	6-2	210
23.	South Florida	7-1	193
24.	Michigan	6-2	176
25.	Arizona	6-2	153

Others receiving votes: Michigan State 145, Washington State 127, South Carolina 53, Kentucky 33, Toledo 10, West Virginia 9, Boise State 8, San Diego State 6, Texas A&M 4, Navy 3, Troy 3, Iowa 1.



/// 2017 PRESEASON HONORS ///

CHASE CHRISTIANSEN, JR, LB

- *Athlon Sports* Fourth-Team All-Mountain West

JALEN DAVIS, SR, CB

- *Athlon Sports* Second-Team All-Mountain West
- *Phil Steele* Third-Team All-Mountain West
- *College Sports Madness* Second-Team All-Mountain West

DALLIN LEAVITT, SR, BS

- *Athlon Sports* Second-Team All-Mountain West
- *Phil Steele* Third-Team All-Mountain West
- Wuerffel Trophy Watch List

TONNY LINDSEY JR., SR, RB

- *Athlon Sports* Fourth-Team All-Mountain West
- *College Sports Madness* Third-Team All-Mountain West
- Doak Walker Award Watch List

KENT MYERS, SR, QB

- Johnny Unitas Golden Arm Award Watch List
- Earl Campbell Tyler Rose Award Watch List

EMMETT ODEGARD, SR, LS

- *Phil Steele* Fourth-Team All-Mountain West

DAX RAYMOND, SO, TE

- *Phil Steele* Fourth-Team All-Mountain West
- John Mackay Award Watch List

JONTRELL ROCQUEMORE, JR, FS

- Allstate AFCA Good Works Team Nominee

RON'QUAVION TARVER, JR, WR

- *Athlon Sports* Third-Team All-Mountain West
- *Phil Steele* Third-Team All-Mountain West

JUSTUS TE'I, SO, LB

- *Phil Steele* Fourth-Team All-Mountain West
- Polynesian Player of the Year Watch List

IAN TOGIAI, SR, DE

- *Athlon Sports* Second-Team All-Mountain West
- *College Sports Madness* Third-Team All-Mountain West
- Polynesian Player of the Year Watch List



DAVIS NAMED MID-SEASON ALL-AMERICAN

• Utah State senior CB **Jalen Davis** has been named a mid-season All-American by The Associated Press, ESPN, CBS Sports, and Sports Illustrated as he is the only Football Bowl Subdivision (FBS) player with three defensive touchdowns on the season as he returned two interceptions for touchdowns against BYU and one against Idaho State. Davis is also tied for first in the nation with his five interceptions this season, and ranks 11th nationally with his 1.6 passes defended per game.

• Davis had a career-high three interceptions against BYU (9/29), which are the second-most in a single-game in school history and tied for the most in a single-game in Mountain West history, while the two pick-sixes are a school record. Following the BYU game, Davis was named the CBSSports.com National Player of the Week, the Paycom Jim Thorpe Award Player of the Week and the Mountain West Defensive Player of the Week.

• Davis is the school record holder with 29 pass breakups and ranks fourth all-time with his 11 career interceptions.



DAVIS NAMED SEMIFINALIST FOR JIM THORPE AWARD

• Utah State senior CB **Jalen Davis** is one of 13 Football Bowl Subdivision (FBS) players named as a semifinalist for the Jim Thorpe Award, which is given annually to the top defensive back in college football. Joining Davis on the list is Marcus Allen (Penn State), Quin Blanding (Virginia), DeShon Elliott (Texas), Minkah Fitzpatrick (Alabama), Grant Haley (Penn State), Derwin James (Florida State), Jeremy McDuffie (Duke), Parry Nickerson (Tulane), Justin Reid (Stanford), Dominick Sanders (Georgia), Levi Wallace (Alabama) and Denzel Ward (Ohio State).

DAVIS NAMED CBSSPORTS.COM NATIONAL PLAYER OF THE WEEK

• Utah State senior CB **Jalen Davis** was named CBSSports.com's National Player of the Week and the Mountain West's Defensive Player of the Week on Oct. 2, 2017, following his performance in Utah State's 40-24 home win against BYU. Against the Cougars, Davis intercepted a career-high three passes and returned two of them for touchdowns from 30 and 50 yards, respectively. Davis also had a season-high five tackles, to go along with one pass breakup. Davis was also named the MW Defensive Player of the Week by College Sports Madness. For Davis, it is his first career Player of the Week honor from the conference.

• Those three interceptions for Davis are tied with New Mexico State's Shamad Lomax for the most in a game at the FBS level this year, and tied for a Mountain West record as it is the 11th time in conference history a player has had three picks in a game. The last time an FBS player had more than three interceptions in a game was in 2006 when Middle Tennessee's Damon Nickson had four picks against Louisiana-Lafayette. Furthermore, Davis' three interceptions are the second-most in a game in school history, trailing **Henry King**, who had four picks against Pacific in 1966.

• Davis' two interception returns for touchdowns are a single-game school record and the most at the FBS level this season, and tied with four other players for the most in Mountain West history. In fact, it is just the 18th time in conference history that a team has had two interceptions returned for a touchdown in a game.

• Davis is the first FBS player to have three interceptions and return two of them for touchdowns since 2012, when Fresno State's Phillip Thomas accomplished the feat against Colorado.

NELSON NAMED MOUNTAIN WEST SPECIAL TEAMS PLAYER OF THE WEEK

• Utah State junior QB **DJ Nelson** was named the Mountain West's Special Teams Player of the Week on Oct. 9, 2017, as he scored his first career touchdown as he returned his own blocked punt 20 yards for a score in the second quarter against Colorado State. Nelson, who is playing on special teams for the first time this season, also blocked a punt at Wake Forest. Overall, Nelson leads the nation with his two blocked punts, along with junior LB and teammate **Louy Compton**.





UTAH STATE COACHING CHANGES FOR 2017

• Utah State's coaching staff had two changes during the offseason as fifth-year head coach **Matt Wells** hired **David Yost** as the offensive coordinator working with the quarterbacks, and **Mark Tommerdahl** as the special teams coordinator and running backs coach. Coaches who left the USU program following the 2016 season include assistant head coach/running backs/tight ends coach **Mike Canales**, who went to Tennessee, and linebackers coach **David Kotulski**, who went to Mercyhurst University.

UTAH STATE THE ONLY PROGRAM WITH NEW OFFENSIVE COORDINATORS FOUR YEARS IN A ROW WITH SAME HEAD COACH

• Utah State is the only FBS program to have a new offensive coordinator in each of the past four seasons under the same head coach. In 2014, **Kevin McGiven** was the offensive coordinator. In 2015, **Josh Heupel** was the offensive coordinator. In 2016, **Jovon Bouknight** and **Luke Wells** were co-offensive coordinators. And in 2017, **David Yost** is the offensive coordinator. Kansas has had a new offensive coordinator in each of the past five seasons under different head coaches and Pittsburgh has had new offensive coordinators in each of the last four seasons under different head coaches.

WELLS' 32 WINS FOURTH-MOST IN SCHOOL HISTORY

• Utah State head coach **Matt Wells**' 32 wins rank as the fourth-most all-time in school history, while his 51.6 winning percentage (32-30) ranks seventh all-time with a minimum of 15 games coached.

MORE ON UTAH STATE'S HEAD COACH MATT WELLS

• Utah State head coach **Matt Wells** is in his fifth season in charge of the Aggie football program and is the longest tenured head coach since **Mick Dennehy** (2000-04) also spent five years at USU. In fact, Wells is tied with Dennehy and **George P. Campbell** (1902-06) as the sixth-longest tenured head coaches in 120 seasons of Utah State football.

• **Matt Wells** coached in his third bowl game in 2015 to set the school record for most bowl games by a head coach. **E. Lowell 'Dick' Romney** (1946, 1947), **John Ralston** (1960, 1961) and **Gary Andersen** (2011, 2012) all coached the Aggies in two bowl games, while **Charlie Weatherbie** (1993) and **John L. Smith** (1997) each coached one bowl game at USU.

• **Matt Wells**, the 2013 Mountain West Coach of the Year, is one of just 21 coaches to lead his alma mater. He is also just the second Utah State graduate to be appointed its head football coach, joining **Chris Pella**, who graduated from USU in 1965 and coached the Aggies from 1983-85.

WELLS ONE OF 21 FBS HEAD COACHES AT ALMA MATER

• Utah State head coach **Matt Wells** is one of the 21 current FBS head coaches who are the head coaches at their alma mater, joining John Bonamego (Central Michigan), Troy Calhoun (Air Force), Paul Chryst (Wisconsin), Pat Fitzgerald (Northwestern), Mike Gundy (Oklahoma State), Jim Harbaugh (Michigan), Bryan Harsin (Boise State), Paul Haynes (Kent State), Kliff Kingsbury (Texas Tech), Sean Kugler (UTEP), Tim Lester (Western Michigan), Mike Neu (Ball State), Barry Odum (Missouri), Mark Richt (Miami), Nick Rolovich (Hawaii), Scott Satterfield (Appalachian State), David Shaw (Stanford), Kalani Sitake (BYU), Kirby Smart (Georgia) and Jeff Tedford (Fresno State).

• Of the 21 head coaches listed above who are currently at their alma mater, the Mountain West leads all conferences with five.

DID YOU KNOW?

• Utah State head coach **Matt Wells** is the first Aggie coach to win multiple games against BYU since **Bruce Snyder** (1976-82) posted wins against the Cougars in 1978 and 1982, which is a span of 10 head coaches.

/// INSIDE THE ROSTER ///

• Utah State entered the 2017 season with 14 returning starters from last year with six on offense and eight on defense. Despite those high numbers, USU only started five of those 14 players in its season opener at No. 9 Wisconsin, which is the lowest number in the nation at the FBS level. Those five returning starters from last season who started the season-opener this year were senior CB **Jalen Davis**, senior BS **Dallin Leavitt**, senior QB **Kent Myers**, junior BS **Gaje Ferguson** and junior WR **Ron'quavion Tarver**.

• Utah State entered the 2017 season with 18 seniors on its roster, but only seven of those 18 players started the season opener at No. 9 Wisconsin in WR **Jaren Colston-Green**, CB **Jalen Davis**, TE **Damion Hobbs**, RB **LaJuan Hunt**, BS **Dallin Leavitt**, QB **Kent Myers** and DE **Ian Togiai**. In fact, only 14 of the 18 seniors on USU's 2017 roster played in its game against the Badgers as those other seven players were CB **Wesley Bailey**, WR **Alex Byers**, LB **Alex Huerta**, OL **Jarom Ioane**, RB **Tonny Lindsey Jr.**, LS **Emmett Odegard** and WR **Braelon Roberts**.

/// UTAH STATE'S RECORD WHEN... ///

	2017	Under Wells
Overall	4-5	32-30
MW	2-3	21-16
Non-Conference	2-2	11-14
Home	2-3	20-9
Away	2-2	10-20
Neutral	0-0	2-2
Current Streak	L1	L1
Current Home Streak	L3	L3
Current Away Streak	W2	W2
Day Game	2-3	10-11
Night Game	2-2	22-19
August	0-0	0-2
September	3-2	11-8
October	1-3	10-10
November	0-0	9-8
December	0-0	2-2
vs. top-25 teams	0-1	3-5
vs. non-ranked teams	4-4	29-25
vs. FCS (I-AA)	1-0	5-0
On natural grass	0-0	2-5
On artificial surface	4-5	29-25
Scoring first	3-2	25-7
Coming-from-behind	1-3	7-23
Leading after 1st quarter	2-2	19-9
Behind after 1st quarter	1-3	4-19
Tied after 1st quarter	1-0	9-2
Leading at halftime	3-1	27-6
Behind at halftime	0-3	4-21
Tied at halftime	1-1	1-3
Leading after 3rd quarter	4-0	30-2
Behind after 3rd quarter	0-4	2-23
Tied after 3rd quarter	0-1	0-5
Overtime	0-0	0-2
Scoring less than 20 points	0-4	2-19
Scoring 20 + points	4-1	30-11
Scoring 30 + points	4-0	25-1
Allowing 20 points or less	2-0	25-3
Allowing 10 points or less	1-0	10-0
With 100-yard rusher	2-0	15-3
Allowing 100-yard rusher	3-3	8-15
With 300-yard passer	2-0	5-3
Allowing 300-yard passer	0-0	2-4
Outgain opponent	3-1	28-10
Total offense + 300 yards	3-2	28-17
Allowing + 300 yards offense	3-4	18-25
No turnovers	0-2	7-4
Less than three turnovers	2-3	28-21
Three or more turnovers	2-2	4-9
No takeaways	0-3	5-13
Three or more takeaways	3-0	15-4
Fewer turnovers	3-0	19-6
Equal turnovers	0-2	5-6
More turnovers	1-3	8-18
Control time of possession	3-0	19-5
Opponent controls TOP	1-5	13-25





/// WHAT'S BACK IN 2017 ///

OFFENSE	STAT	RETURN	PCT.
• Pass Att.	382	382	100.0
• Pass Comp.	220	220	100.0
• Pass Yds.	2,046	2,046	100.0
• Pass TDs	10	10	100.0
• Receptions	220	107	48.7
• Rec. Yds.	2,469	1,304	52.8
• Rec. TDs	10	5	50.0
• Rush Att.	411	354	86.1
• Rush Yds.	2,046	1,673	81.8
• Rush TDs	25	21	84.0
• Total Offense	4,515	4,142	91.7
• Total TDs	36	26	72.2

DEFENSE	STAT	RETURN	PCT.
• Tackles	943	470	49.8
• Tackles for Loss	67.0	26.5	40.0
• Sacks	22.0	10.0	45.5
• QB Hurries	25	10	40.0
• Interceptions	7	6	85.7
• Pass Break-Ups	33	20	60.6
• Forced Fumbles	4	1	25.0
• Fumble Recoveries	3	2	66.7
• Blocks	1	0	0.0

• Utah State returns 14 of its 28 regular starters from 2016, with six on offense and eight on defense. In addition, the Aggies return two of their specialists from last season with one long snapper and one kicker. USU also returns 38 letterwinners from a year ago, with 16 on offense, 20 on defense and two specialists.

/// ROCKY MOUNTAIN HIGH ///

• There are nine Division I schools that are located in cities with an elevation of at least 4,000 feet above sea level and Utah State ranks sixth on the list with an elevation of 4,710 feet. USU is the fifth-highest Mountain West school. During the 2017 season, the Aggies will play at two other locations on the list (Air Force, New Mexico), giving USU eight games this season at 4,000 feet above sea level.

School	Elevation
1. Wyoming	7,220
2. Air Force	6,620
3. Colorado	5,360
4. Colorado State	5,190
5. New Mexico	5,100
6. UTAH STATE	4,710
7. BYU	4,630
8. Nevada	4,610
9. Utah	4,357



A FINAL LOOK AT UTAH STATE IN 2016

• Utah State ended its 2016 season with a 3-9 record and finished sixth in the Mountain Division of the Mountain West with a 1-7 record. Offensively, USU was led by junior QB **Kent Myers**, who was 211-of-361 (.584) passing for 2,389 yards (199.1 ypg) with 10 touchdowns and eight interceptions. Junior RB **Tonny Lindsey Jr.** led the team in rushing with 763 yards on 148 carries (5.2 ypc / 63.6 ypg) with six touchdowns, while sophomore WR **Ron'quavion Tarver** had a team-best 46 receptions for 602 yards (13.1 ypr / 50.2 ypg) with three touchdowns. Defensively, redshirt senior LB **Anthony Williams** led the team with 96 tackles, which included 2.0 sacks and 6.5 tackles for loss, while senior LB **Brock Carmen** had 64 tackles, which included 3.0 sacks and 6.0 tackles for loss. As a team, Utah State averaged 23.9 points and 376.2 yards of total offense (205.8 passing, 170.5 rushing), and allowed 29.3 points and 379.8 yards of total offense (203.3 rushing, 176.5 passing).

UTAH STATE STREAKS THAT ENDED IN 2016

• Utah State had several streaks that ended during the 2016 season, including missing out on a bowl game for the first time since the 2010 campaign. From 2011 to 2015, USU played in a school-record five-straight bowl games, winning three. USU had also won at least six games in each of its previous five seasons, which was tied with the 1971-75 teams for the longest streak in school history. And finally, USU had won at least five conference games in each of its previous five seasons, which was a school record.

UTAH STATE HAS NINE BOWL TEAMS ON ITS 2017 SCHEDULE

• Utah State's 2017 schedule features nine teams who played in bowl games a year ago as Wisconsin played in the Cotton Bowl (W, 24-16 vs. Western Michigan); Wake Forest played in the Military Bowl (W, 34-26 vs. Temple); BYU played in the San Diego County Credit Union Poinsettia Bowl (W, 24-21 vs. Wyoming); Colorado State played in the Famous Idaho Potato Bowl (L, 61-50 vs. Idaho); Wyoming played in the San Diego County Credit Union Poinsettia Bowl (L, 24-21 vs. BYU); Boise State played in the Cactus Bowl (L, 31-12 vs. Baylor); New Mexico played in the Gildan New Mexico Bowl (W, 23-20 vs. UTSA); Hawai'i played in the Hawaii Bowl (W, 52-35 vs. Middle Tennessee); and Air Force played in the NOVA Home Loans Arizona Bowl (W, 45-21 vs. South Alabama).

UTAH STATE BOWL HISTORY

• Utah State has a 4-7 bowl record all-time as it lost to San José State, 20-0, in the 1946 Raisin Bowl (Fresno, Calif.); lost to Pacific, 35-21, in the 1947 Grape Bowl (Lodi, Calif.); lost to New Mexico State, 20-13, in the 1960 Sun Bowl (El Paso, Texas); lost to Baylor, 24-9, in the 1961 Gotham Bowl (New York City); defeated Ball State, 42-33, in the 1993 Las Vegas Bowl II; lost to Cincinnati, 35-19, in the 1997 Humanitarian Bowl; lost to Ohio, 24-23, in the 2011 Famous Idaho Potato Bowl; defeated Toledo, 41-15, in the 2012 Famous Idaho Potato Bowl; defeated No. 24 Northern Illinois, 21-14, in the 2013 San Diego County Credit Union Poinsettia Bowl; defeated UTEP, 21-6, in the 2014 Gildan New Mexico Bowl; and lost to Akron, 23-21, in the 2015 Famous Idaho Potato Bowl.

DID YOU KNOW?

• Utah State has nine players listed on its current depth chart that began their Aggie careers as walk-ons in senior LS **Emmett Odegard**, senior WR **Braelon Roberts**, junior P **Aaron Dalton**, junior BS **Gaje Ferguson**, junior OC **Quin Ficklin**, junior LB **Derek Larsen**, junior WR **Zach Van Leeuwen**, sophomore PK **Dominik Eberle** and redshirt freshman CB **Ja'Marcus Ingram**.

• Utah State also has five other players on its current depth chart who are currently walk-ons in junior OL **Jake Templeton**, junior WR **Aaren Vaughns**, sophomore P **Zach Lee**, sophomore PK **Michael Smith** and redshirt freshman LS **Brandon Pada**.

/// INSIDE THE ROSTER ///

• Utah State has 30 players on its current roster who have served two-year LDS Church Missions: redshirt freshman DE **Caden Andersen**, junior OL **Roman Andrus**, senior OL **Preston Brooksby**, freshman WR **Taylor Compton**, freshman WR **Preston Curtis**, redshirt freshman DE **Ritisoni Fata**, freshman RB **SJ Fehoko**, junior OL **Quin Ficklin**, redshirt freshman S **Baron Gajkowski**, sophomore LB **Mason Gajkowski**, sophomore LB **Braden Harris**, sophomore OL **Moroni Iniguez**, senior OL **Jarom Ioane**, junior LB **Derek Larsen**, junior LB **Ofa Latu**, sophomore DE **Logan Lee**, redshirt freshman DL **Connor Meyers**, sophomore LB **Sialao Mobley**, freshman S **Chase Nelson**, junior QB **DJ Nelson**, sophomore S **Chance Parker**, redshirt sophomore TE **Dax Raymond**, freshman PK **Michael Smith**, redshirt freshman BS **Zach Swenson**, redshirt freshman DE **Keith Tambe**, redshirt freshman TE **Tyler Thornock**, sophomore NG **Mohelika Uasike**, junior OL **KJ Uluave**, junior WR **Zach Van Leeuwen** and sophomore DE **Jacoby Wildman**.

• Utah State has 10 players on its current roster who are married in junior LB **Chase Christiansen**, senior LB **Alex Huerta**, sophomore OL **Moroni Iniguez**, senior OL **Jarom Ioane**, junior LB **Derek Larsen**, senior BS **Dallin Leavitt**, sophomore LB **Sialao Mobley**, sophomore S **Chance Parker**, junior OL **KJ Uluave** and junior WR **Zach Van Leeuwen**.





AGGIES CURRENTLY IN THE NFL AND CFL

• Utah State currently has 12 players on NFL rosters and has had 11 players drafted into the NFL in the past seven years. Former Aggies currently in the NFL include S **Marwin Evans** (Green Bay), LB **Kyler Fackrell** (Green Bay), OG **Tyler Larsen** (Carolina), CB **Nevin Lawson** (Detroit), RB **Devante Mays** (Green Bay), OT **Donald Penn** (Oakland), LS **Patrick Scales** (Chicago), WR **Hunter Sharp** (Denver), TE **DJ Tiaavea** (Chicago), RB **Robert Turbin** (Indianapolis), LB **Nick Vigil** (Cincinnati), LB **Zach Vigil** (Buffalo), LB **Bobby Wagner** (Seattle) and RB **Kerwynn Williams** (Arizona). USU also has four former Aggies currently in the Canadian Football League in CB **Jarrett Bush** (Calgary), DE **John Chick** (Hamilton), LB **Chris Randle** (Winnipeg) and DE **Connor Williams** (Ottawa).

• **Marwin Evans** (S - Green Bay Packers) - Evans is in his second season in the NFL with the Packers. The Packers had a bye in week eight.

• **Kyler Fackrell** (LB - Green Bay Packers) - Fackrell is in his second season in the NFL with the Packers. The Packers had a bye in week eight.

• **Tyler Larsen** (OL - Carolina Panthers) - Larsen is in his second season with the Panthers and fourth year in the NFL. In Carolina's 17-3 win against the Tampa Bay Buccaneers, Larsen started at center and played in all 65 offensive snaps while adding three special teams snaps as the Panthers didn't allow a sack.

• **Nevin Lawson** (CB - Detroit Lions) - Lawson is in his fourth season in the NFL with the Lions. In Detroit's 20-15 loss against the Pittsburgh Steelers, Lawson started at cornerback and had five solo tackles while playing in 27 defensive and 12 special teams snaps.

• **Devante Mays** (RB - Green Bay Packers) - Mays is in his first season in the NFL with the Packers. The Packers had a bye in week eight.

• **Donald Penn** (OT - Oakland Raiders) - Penn is in his fourth year with the Raiders and 12th year in the NFL. In Oakland's 34-14 loss against the Buffalo Bills, Penn started at left tackle and played in all 65 offensive snaps as the Raiders didn't allow a sack.

• **Patrick Scales** (LS - Chicago Bears) - Scales is in his third year with the Bears and seventh year in the NFL. He is currently on injured reserve.

• **Robert Turbin** (RB - Indianapolis Colts) - Turbin is in his second year with the Colts and sixth year in the NFL. Turbin did not play in Indianapolis' 24-23 loss against the Cincinnati Bengals after suffering an injury two weeks ago.

• **Nick Vigil** (LB - Cincinnati Bengals) - Vigil is in his second year in the NFL with the Bengals. In Cincinnati's 24-23 win against the Indianapolis Colts, Vigil started at linebacker and had four tackles, three of which were solo, including 1.0 tackles for loss. Vigil also had a pass defended while playing in all 74 defensive snaps and contributing on nine special teams snaps. Vigil's four passes defended on the year are tied for third in the league among linebackers.

• **Zach Vigil** (LB - Buffalo Bills) - Vigil is in his first year with the Bills and third year in the NFL. He is currently on the practice squad.

• **Bobby Wagner** (LB - Seattle Seahawks) - Wagner is in his sixth year in the NFL with the Seahawks. In Seattle's 41-38 win against the Houston Texans, Wagner started at linebacker and had 12 tackles, eight of which were solo, including 0.5 tackles for loss. Wagner played in all 71 defensive snaps and saw action in six special teams plays.

• **Kerwynn Williams** (RB - Arizona Cardinals) - Williams is in his fourth year with the Cardinals and his fifth year in the NFL. The Cardinals had a bye in week eight.

/// AGGIES IN THE NFL ///

Marwin Evans (S)	Green Bay Packers
Kyler Fackrell (LB)	Green Bay Packers
Tyler Larsen (OG)	Carolina Panthers
Nevin Lawson (CB)	Detroit Lions
Devante Mays (RB)	Green Bay Packers
Donald Penn (OT)	Oakland Raiders
Patrick Scales (LS)	Chicago Bears
Robert Turbin (RB)	Indianapolis Colts
Nick Vigil (LB)	Cincinnati Bengals
Zach Vigil (LB)	Buffalo Bills
Bobby Wagner (LB)	Seattle Seahawks
Kerwynn Williams (RB)	Arizona Cardinals

/// AGGIES IN THE NFL DRAFT ///

2011 NFL DRAFT

Curtis Marsh, Philadelphia	3rd Round
----------------------------	-----------

2012 NFL DRAFT

Bobby Wagner, Seattle	2nd Round
Robert Turbin, Seattle	4th Round
Michael Smith, Tampa Bay	7th Round

2013 NFL DRAFT

Will Davis, Miami	3rd Round
Kerwynn Williams, Indianapolis	7th Round

2014 NFL DRAFT

Maurice Alexander, St. Louis	4th Round
Nevin Lawson, Detroit	4th Round

2016 NFL DRAFT

Nick Vigil, Cincinnati	3rd Round
Kyler Fackrell, Green Bay	3rd Round

2017 NFL DRAFT

Devante Mays, Green Bay	7th Round
-------------------------	-----------

/// CURRENT AGGIES WITH NFL TIES ///

• Utah State has two players on its current roster with fathers who played in the NFL in senior WR **Jaren Colsten-Green** (Willie Green) and sophomore LB **Mason Tobeck** (Robbie Tobeck).

• Willie Green (WR) spent eight seasons in the NFL with the Detroit Lions (1991-93), Tampa Bay Buccaneers (1994), Carolina Panthers (1995-96) and Denver Broncos (1997-98).

• Robbie Tobeck (OL) spent 14 seasons in the NFL with the Atlanta Falcons (1993-99) and Seattle Seahawks (2000-06).



/// ACADEMICALLY SPEAKING ///

• Utah State's football team earned recognition from the American Football Coaches Association (AFCA) in 2016 as it was one of 78 institutions to receive the Academic Achievement Award for graduating 75 percent or more of their student-athletes. Overall, it is the third consecutive year that USU's football program has been recognized by the AFCA.

• USU has a Graduation Success Rate (GSR) of 87 percent to rank first in the Mountain West. The Aggies also rank first among the other football programs in the Beehive State, ahead of Utah (78), Weber State (69), Southern Utah (61) and BYU (48).

• Utah State had 19 football players earn academic all-conference honors in 2016.

• Over the past eight seasons, USU has had 166 players earn academic all-league honors and 156 players have graduated from Utah State.

• Entering the 2017 season, Utah State has one player on its roster who has already received a degree in junior WR **Zach Van Leeuwen** (family, consumer and human development).





MATT WELLS

**HEAD COACH
UTAH STATE, 1996**

Fifth Season as Utah State Head Coach (32-30 Overall, 21-16 Mountain West)

• Matt Wells has wasted little time putting his stamp on the Aggie football program in his first five seasons as head coach, as USU is 32-30, including a 21-16 Mountain West record. USU also played in its fifth-straight bowl game in 2015.

• In his five years as head coach, Wells has led Utah State to three wins against top 25 opponents, one more than USU had overall prior to his tenure.

• During the 2015 season, Wells mentored 12 players who earned all-Mountain West honors, which were the third-most in the conference. Wells also coached Kyler Fackrell, who was named a fourth-team All-American by Phil Steele.

• Wells coached three players who participated in the 2016 NFL Combine in Fackrell, Hunter Sharp and Nick Vigil, while 10 players from the 2015 roster were invited to NFL camps, including Vigil (Cincinnati Bengals) and Fackrell (Green Bay Packers), who were both selected in the third round of the 2016 NFL Draft.

• Wells led Utah State to 10 wins in 2014 to rank as the second-most in school history behind the 2012 team that finished with an 11-2 record, including its third-straight bowl win with a 21-6 victory against UTEP in the Gildan New Mexico Bowl.

• During the 2014 season, Wells mentored 15 players who earned 16 all-Mountain West honors, which were the most in the league and tied for the third-most in school history. Wells also coached two All-Americans as Zach Vigil was named a second-team All-American by *USA Today Sports*, while Jalen Davis was named a True Freshman All-American by *247Sports*. Vigil was also named the Mountain West Defensive Player of the Year.

• Wells was named the 2013 Mountain West Coach of the Year as he set the school record for wins by a first-year head coach as the Aggies went 9-5.

• Wells led Utah State to the inaugural Mountain West Championship game after winning the Mountain Division with a 7-1 record in 2013. He also led USU to just its third-ever bowl victory as it posted a 21-14 win against No. 24 Northern Illinois in the 2013 San Diego County Credit Union Poinsettia Bowl.

• During his first year as USU's head coach, Wells mentored 14 Aggies who earned various all-Mountain West honors, including three All-Americans as Tyler Larsen was named a second-team All-American by *USA Today Sports*, Nevin Lawson was named a third-team All-American by *College Sports Madness*, and Kyler Fackrell was named an honorable mention Sophomore All-American by *College Football News*.

• Wells coached a school-record four players who participated in the 2014 NFL Combine in Larsen, Lawson, Maurice Alexander and D.J. Tialavea, while 11 players from the 2013 roster were invited to NFL camps, including Alexander (Los Angeles Rams) and Lawson (Detroit Lions), who were both selected in the fourth round of the 2014 NFL Draft.

• Overall, Wells is the second USU coach and fifth in school history to garner conference coach of the year honors along with Bruce Snyder (1978), Chuck Shelton (1991), John L. Smith (1997) and Gary Andersen (2012). Wells is also the fourth individual to earn MW Coach of the Year honors in his first season, along with BYU's Gary Crowton (2001), Utah's Urban Meyer (2003) and Air Force's Troy Calhoun (2007).

• Wells is one of just 19 FBS coaches to lead his alma mater and is just the second Utah State graduate to be appointed its head football coach, joining Chris Pella, who graduated from USU in 1965 and coached the Aggies from 1983-85.

• Prior to being named the head coach at his alma mater, Wells spent the previous two seasons as an assistant at Utah State, including serving as the team's offensive coordinator and quarterbacks coach in 2012. In 2011, Wells coached USU's quarterbacks and was the team's recruiting coordinator.

• During his six years at Utah State, Wells has been part of a USU program that played in five straight bowl games for the first time in school history, and won three-straight bowl games for the first time ever.

• As offensive coordinator in 2012, Utah State concluded its most successful season in program history with a school-best 11-2 record. USU also won its first outright conference championship since 1936.

WELLS' YEAR-BY-YEAR COACHING RECORD AT UTAH STATE

Year	Overall	Conference	Bowl Game
2013	9-5	7-1 (1st MD)	W, 21-14 vs. No. Illinois
2014	10-4	6-2 (T-2nd MD)	W, 21-6 vs. UTEP
2015	6-7	5-3 (T-2nd MD)	L, 21-23 vs. Akron
2016	3-9	1-7 (6th MD)	-----
2017	4-5	2-3	-----
Totals	32-30	21-16	2 Bowl Game Wins

MATT WELLS' FILE

Hired December 20, 2012

- **Years Coached:** Fifth Season
- **Alma Mater:** Utah State, 1996
Business Marketing (Cum Laude)
- **Record at Utah State:** 32-30 (5th season)
- **Mountain West Record:** 21-16 (5th Season)
- **Bowl Record:** 2-1
- **Family:** Wife, Jen;
daughters, Jadyen (14), Ella (11); son, Wyatt (8)
- **Playing Experience:** QB, Utah State (1993-96)
- **Coaching Experience:** Quarterbacks / Fullbacks / Wide Receivers / J.V. Head Coach, Navy (1997-2001); Tight Ends / Recruiting Coordinator, Tulsa (2002-06); Wide Receivers / Recruiting Coordinator, New Mexico (2007-08); Quarterbacks / Passing Game Coordinator, Louisville (2009); Wide Receivers, New Mexico (2010); Quarterbacks / Recruiting Coordinator, Utah State (2011); Offensive Coordinator / Quarterbacks, Utah State (2012); Head Coach, Utah State (2013-present)
- **Bowl Games (9):** **Utah State:** Famous Idaho Potato, 2015; Gildan New Mexico, 2014; Poinsettia, 2013; Famous Idaho Potato, 2012; Famous Idaho Potato, 2011; **New Mexico:** New Mexico, 2007; **Tulsa:** Armed Forces, 2006; Liberty, 2005; Humanitarian, 2003
- **Conference Championships (2):** **Utah State** - WAC: 2012; **Tulsa** - Conference USA: 2005





2017 UTAH STATE FOOTBALL GAME NOTES

/// RECORD UNDER MATT WELLS (BY UNIFORM COMBINATION) ///



◀ **NAVY BLUE
HELMET / NAVY
BLUE JERSEY /
NAVY BLUE
PANTS**

**Games: 10
Wins: 7
Losses: 3**

2013: vs. Weber St. (W), vs. Wyoming (W)
2014: vs. Idaho St. (W), vs. San José St. (W)
2015: vs. Southern Utah (W), vs. BYU (L)
2016: vs. Weber St. (W), vs. San Diego St.
(L), New Mexico (L)
2017: vs. Idaho St. (W)



◀ **WHITE
HELMET /
WHITE JERSEY /
WHITE PANTS**

**Games: 7
Wins: 4
Losses: 3**

2013: vs. Boise St. (L)
2014: vs. Wake Forest (W), at Boise St. (L)
2015: vs. Colorado St. (W)
2016: vs. Arkansas St. (W), at BYU (L)
2017: vs. BYU (W)



◀ **WHITE
HELMET /
PEWTER
JERSEY /
PEWTER PANTS**

**Games: 6
Wins: 4
Losses: 2**

2013: at New Mexico (W)
2014: at Hawai'i (W)
2015: at Fresno St. (W)
2016: at Colorado St. (L), at Nevada (L)
2017: at UNLV (W)



◀ **NAVY BLUE
HELMET / WHITE
JERSEY / NAVY
BLUE PANTS**

**Games: 6
Wins: 3
Losses: 3**

2013: at San José St. (W), vs. No. Illinois (W)
2014: at Wyoming (W)
2015: at New Mexico (L)
2016: at Wyoming (L)
2017: at Wake Forest (L)



◀ **NAVY BLUE
HELMET / NAVY
BLUE JERSEY /
WHITE
PANTS**

**Games: 5
Wins: 4
Losses: 1**

2013: vs. Hawai'i (W)
2014: vs. UNLV (W)
2015: vs. Boise St. (W)
2016: vs. Fresno St. (W)
2017: vs. Boise St. (L)



◀ **NAVY BLUE
HELMET / NAVY
BLUE JERSEY /
PEWTER PANTS**

**Games: 5
Wins: 2
Losses: 3**

2013: vs. BYU (L)
2014: vs. Air Force (W)
2015: vs. Wyoming (W)
2016: vs. Air Force (L)
2017: vs. Colorado St. (L)



◀ **NAVY BLUE
HELMET / WHITE
JERSEY /
PEWTER PANTS**

**Games: 5
Wins: 3
Losses: 2**

2013: at Air Force (W), at UNLV (W)
2014: at Arkansas St. (L)
2015: at Air Force (L)
2017: at San José St. (W)



◀ **WHITE
HELMET / NAVY
BLUE JERSEY /
WHITE PANTS**

**Games: 4
Wins: 3
Losses: 1**

2013: vs. Colorado St. (W)
2014: vs. New Mexico (W)
2015: vs. Nevada (W), vs. vs. Akron (L)



◀ **NAVY BLUE
HELMET /
PEWTER
JERSEY /
NAVY BLUE
PANTS**

**Games: 4
Wins: 2
Losses: 2**

2014: at BYU (W), vs. UTEP (W)
2015: at Utah (L)
2016: at Boise St. (L)



◀ **WHITE
HELMET /
WHITE JERSEY /
BLUE PANTS**

**Games: 3
Wins: 0
Losses: 3**

2014: at Colorado St. (L)
2015: at San Diego St. (L)
2017: at Wisconsin (L)



◀ **WHITE
HELMET /
WHITE JERSEY /
PEWTER PANTS**

**Games: 2
Wins: 0
Losses: 2**

2015: at Washington (L)
2016: at USC (L)



◀ **NAVY BLUE
HELMET /
PEWTER
JERSEY /
PEWTER PANTS**

**Games: 2
Wins: 0
Losses: 2**

2013: at Utah (L), at Fresno St. (L)



◀ **WHITE
HELMET / NAVY
BLUE JERSEY /
NAVY BLUE
PANTS**

**Games: 1
Wins: 0
Losses: 1**

2017: vs. Wyoming (L)



◀ **NAVY BLUE
HELMET /
WHITE JERSEY /
WHITE PANTS**

**Games: 1
Wins: 0
Losses: 1**

2014: at Tennessee (L)



◀ **WHITE
HELMET /
PEWTER
JERSEY / WHITE
PANTS**

**Games: 1
Wins: 0
Losses: 1**

2013: at USC (L)





RON'QUAVION TARVER 1
WR • 6-3 • 215 • JR-1L
Belle Glade, Fla.
(Glades Central HS)
(Fort Scott CC)

CAREER STATS - RECEIVING

Year	G/GS	Rec	Yds	Avg	TD	Long
2016	12/6	46	602	13.1	3	42
2017	9/9	32	332	10.4	4	57
TOTAL	21/15	78	934	11.9	7	57

CAREER HIGHS - RECEIVING

Receptions: 9, vs. Air Force (9/24/16)
Yards: 143, vs. Air Force (9/24/16)
Receiving TDs: 1, seven times
Long Catch: 57, vs. Boise State (10/28/17)

GAME-BY-GAME RECEIVING

2017	G/GS	Rec	Yds	Avg	TD	LG
at WIS	1/1	2	8	4.0	0	6
ISU	1/1	7	75	10.7	1	32
at WF	1/1	5	35	7.0	0	13
at SJSU	1/1	5	42	8.4	1	23
BYU	1/1	6	76	12.7	1	36
CSU	1/1	2	8	4.0	0	5
WYO	1/1	1	3	3.0	0	3
at UNLV	1/1	1	8	8.0	0	8
BSU	1/1	3	77	25.7	1	57
at UNM	0/0	0	0	0.0	0	0
UH	0/0	0	0	0.0	0	0
at AFA	0/0	0	0	0.0	0	0

GAME-BY-GAME RECEIVING

2016	G/GS	Rec	Yds	Avg	TD	LG
WSU	1/0	0	0	0.0	0	0
at USC	1/0	4	37	9.2	0	15
ASU	1/1	3	24	8.0	1	13
AFA	1/0	9	143	15.9	0	42
at BSU	1/1	5	29	5.8	0	9
at CSU	1/0	1	36	36.0	0	36
FS	1/1	3	54	18.0	1	25
SDSU	1/1	3	28	9.3	0	14
at WYO	1/0	8	104	13.0	0	24
UNM	1/1	6	84	14.0	1	41
at NEV	1/1	3	51	17.0	0	30
at BYU	1/0	1	12	12.0	0	12



DALLIN LEAVITT 2
BS • 5-10 • 205 • SR-1L
Portland, Ore.
(Central Catholic HS)
(BYU)

CAREER STATS - DEFENSE

Year	G/GS	UA-AI-TT	TFL	Sack	INT	PB	FF	FR
2013	13/1	11-6-17	0.0-0	0.0-0	0	0	0	0
2014	11/4	31-12-43	3.5-10	1.5-6	0	2	0	0
2016	8/8	32-25-57	2.0-10	0.0-0	3	1	0	0
2017	9/9	28-26-54	0.5-1	0.0-0	3	4	0	0
TOTAL	41/22	102-69-171	6.0-21	1.5-6	6	7	0	0

CAREER HIGHS - DEFENSE

Tackles: 15, at USC (9/10/16)
TFL: 2.0, at Texas (9/6/14)
Sacks: 1.0, at Texas (9/6/14)
INT: 1, six times
PBU: 2, at Wisconsin (9/1/17)
QBH: 1, twice

CAREER STATS - KICKOFF RETURNS

Year	Ret	Yds	Avg	TD	Long
2016	1	13	13.0	0	13
2017	0	0	0.0	0	0
TOTAL	1	13	13.0	0	13

CAREER HIGHS - KICKOFF RETURNS

Returns: 1, vs. Air Force (9/24/16)
Yards: 13, vs. Air Force (9/24/16)
Long Return: 13, vs. Air Force (9/24/16)

GAME-BY-GAME DEFENSE

2017	G/GS	U-A-T	TFL	Sack	INT	PB	QH	F/R
at WIS	1/1	2-5-7	0.5-1	0.0-0	0	2	0	0/0
ISU	1/1	2-1-3	0.0-0	0.0-0	0	0	0	0/0
at WF	1/1	5-4-9	0.0-0	0.0-0	0	0	0	0/0
at SJSU	1/1	2-1-3	0.0-0	0.0-0	0	0	0	0/0
BYU	1/1	2-5-7	0.0-0	0.0-0	1	1	0	0/0
CSU	1/1	3-1-4	0.0-0	0.0-0	0	0	0	0/0
WYO	1/1	6-2-8	0.0-0	0.0-0	1	0	0	0/0
at UNLV	1/1	6-2-8	0.0-0	0.0-0	1	1	0	0/0
BSU	0/0	0-0-0	0.0-0	0.0-0	0	0	0	0/0
at UNM	0/0	0-0-0	0.0-0	0.0-0	0	0	0	0/0
UH	0/0	0-0-0	0.0-0	0.0-0	0	0	0	0/0
at AFA	0/0	0-0-0	0.0-0	0.0-0	0	0	0	0/0

2016	G/GS	U-A-T	TFL	Sack	INT	PB	QH	F/R
WSU	1/1	4-2-6	1.0-8	0.0-0	1	0	0	0/0
at USC	1/1	8-7-15	0.0-0	0.0-0	0	1	0	0/0
ASU	1/1	2-1-3	1.0-2	0.0-0	1	0	0	0/0
AFA	1/1	2-3-5	0.0-0	0.0-0	0	0	0	0/0
at BSU	0/0	0-0-0	0.0-0	0.0-0	0	0	0	0/0
at CSU	0/0	0-0-0	0.0-0	0.0-0	0	0	0	0/0
FS	0/0	0-0-0	0.0-0	0.0-0	0	0	0	0/0
SDSU	1/1	8-1-9	0.0-0	0.0-0	0	0	1	0/0
at WYO	1/1	2-5-7	0.0-0	0.0-0	0	0	0	0/0
UNM	1/1	3-5-8	0.0-0	0.0-0	0	0	1	0/0
at NEV	0/0	0-0-0	0.0-0	0.0-0	0	0	0	0/0
at BYU	1/1	3-1-4	0.0-0	0.0-0	1	0	0	0/0

GAME-BY-GAME KICKOFF RETURNS

2016	Ret	Yds	Avg	TD	LG
WSU	0	0	0.0	0	0
at USC	0	0	0.0	0	0
ASU	0	0	0.0	0	0
AFA	1	13	13.0	0	13
at BSU	0	0	0.0	0	0
at CSU	0	0	0.0	0	0
FS	0	0	0.0	0	0
SDSU	0	0	0.0	0	0
at WYO	0	0	0.0	0	0
UNM	0	0	0.0	0	0
at NEV	0	0	0.0	0	0
at BYU	0	0	0.0	0	0



KENT MYERS 2
QB • 6-0 • 205 • SR-3L
Rowlett, Texas
(Sachse HS)

CAREER STATS - PASSING

Year	G/GS	Att	Cmp	Int	Pct	Yds	TD	LG	EFF
2014	7/5	119	79	3	.664	866	5	70	136.3
2015	9/8	199	121	3	.608	1,593	16	63	151.5
2016	12/12	361	211	8	.584	2,389	10	68	118.8
2017	9/7	193	122	7	.632	1,224	7	43	121.2
TOTAL	37/32	872	533	21	.611	6,072	38	70	129.2

CAREER HIGHS - PASSING

Attempts: 50, at Boise St. (10/1/16)
Completions: 29, twice
Passing Yards: 364, at Air Force (11/14/15)
Passing TDs: 4, at Air Force (11/14/15)
Long Pass: 70, at Hawai'i (11/1/14)

CAREER STATS - RUSHING

Year	Rush	Yds	Avg	TD	Long
2014	56	310	5.5	5	60
2015	85	356	4.2	3	39
2016	116	449	3.9	6	45
2017	76	261	3.4	5	68
TOTAL	333	1,376	4.1	19	68

CAREER HIGHS - RUSHING

Rushes: 16, two times
Rushing Yards: 191, vs. Colorado St. (10/3/15)
Long Rush: 68, at San José St. (9/23/17)
Rushing TDs: 3, vs. San José St. (11/21/14)

CAREER STATS - TOTAL OFFENSE

Year	Rush	Pass	Total	Avg/G
2014	310	866	1,176	168.0
2015	356	1,593	1,949	216.6
2016	449	2,389	2,838	236.5
2017	261	1,224	1,485	165.0
TOTAL	1,376	6,072	7,448	201.3

GAME-BY-GAME PASSING

2017	G/GS	Cmp	Att	Pct	Yds	TD	INT	LG
at WIS	1/1	25	41	.610	219	0	3	40
ISU	1/1	24	26	.923	323	2	1	35
at WF	1/1	9	23	.391	54	0	1	11
at SJSU	1/1	18	24	.750	181	2	1	43
BYU	1/1	16	27	.593	176	2	1	36
CSU	1/1	17	29	.586	152	1	0	22
WYO	1/1	11	20	.550	94	0	0	17
at UNLV	1/0	1	2	.500	7	0	0	7
BSU	1/0	1	1	1.000	18	0	0	18
at UNM	0/0	0	0	.000	0	0	0	0
UH	0/0	0	0	.000	0	0	0	0
at AFA	0/0	0	0	.000	0	0	0	0

2016	G/GS	Cmp	Att	Pct	Yds	TD	INT	LG
WSU	1/1	11	17	.647	100	0	0	24
at USC	1/1	25	37	.675	204	1	1	43
ASU	1/1	25	11	.440	136	1	1	68
AFA	1/1	29	47	.617	360	1	1	43
at BSU	1/1	29	50	.580	287	1	0	38
at CSU	1/1	18	33	.545	205	0	1	40
FS	1/1	17	29	.586	188	3	0	28
SDSU	1/1	11	26	.423	181	1	1	43
at WYO	1/1	17	29	.586	235	1	0	49
UNM	1/1	21	27	.778	263	1	1	48
at NEV	1/1	10	18	.556	127	0	1	30
at BYU	1/1	12	23	.522	103	0	1	16

2015	G/GS	Comp	Att	Pct	Yds	TD	INT	LG
CSU	1/1	12	21	.571	137	1	0	42
at FS	1/1	18	25	.720	260	1	0	44
BSU	1/1	17	24	.708	157	3	0	51
at SDSU	1/1	8	10	.800	93	1	1	45
WYO	1/1	14	17	.824	246	3	0	35
at UNM	1/1	13	24	.542	213	1	0	63
at AFA	1/1	25	47	.532	364	4	1	48
NEV	1/1	0	2	.000	0	0	1	0
vs. AKR	1/0	14	20	.700	123	2	0	24

DNP: SUU, @Utah, @Wash, BYU

2014	G/GS	Comp	Att	Pct	Yds	TD	INT	LG
UNLV	1/0	3	5	.600	45	0	0	32
at UH	1/1	14	15	.933	186	3	0	70
at WYO	1/1	13	16	.813	150	0	0	38
UNM	1/1	13	21	.619	150	1	1	30
SJSU	1/1	15	22	.682	108	1	0	16
at BSU	1/1	16	28	.571	159	0	1	38
vs. UTEP	1/1	5	12	.417	68	0	1	46

GAME-BY-GAME RUSHING

2017	Att	Yds	Avg	TD	LG
at WIS	5	13	1.6	0	5
ISU	8	85	10.6	2	36
at WF	5	7	1.4	0	7
at SJSU	15	84	5.6	2	68
BYU	13	33	2.5	1	19
CSU	16	6	0.4	0	11
WYO	11	23	2.1	0	20
at UNLV	2	13	6.5	0	10
BSU	1	2	2.0	0	2





2017 UTAH STATE FOOTBALL PLAYER PROFILES

at UNM	0	0	0.0	0	0
UH	0	0	0.0	0	0
at AFA	0	0	0.0	0	0

2016	Aff	Yds	Avg	TD	LG
WSU	7	53	7.8	0	25
at USC	7	15	-0.4	0	8
ASU	11	63	5.7	0	30
AFA	13	-4	-0.3	1	24
at BSU	12	47	3.9	0	45
at CSU	15	50	3.3	2	18
FS	8	66	8.2	0	15
SDSU	9	26	2.9	1	12
at WYO	7	1	0.1	0	9
UNM	4	18	4.5	0	9
at NEV	11	90	8.2	2	37
at BYU	12	42	3.5	0	28

2015	Aff	Yds	Avg	TD	LG
CSU	16	191	11.9	1	34
at FS	5	-10	-2.0	0	2
BSU	14	63	4.5	1	39
at SDSU	11	22	2.0	0	16
WYO	11	48	4.4	1	12
at UNM	10	5	0.5	0	5
at AFA	8	22	2.8	0	21
NEV	1	5	5.0	0	5
vs. AKR	9	8	0.9	0	27

DNP: SUU, @Utah, @Wash, BYU

2014	Aff	Yds	Avg	TD	LG
UNLV	3	28	9.3	0	18
at UH	5	13	2.6	0	9
at WYO	8	25	3.1	0	11
UNM	10	39	3.9	0	19
SJSU	4	92	23.0	3	60
at BSU	11	43	3.9	1	15
vs. UTEP	15	70	4.7	1	48

DNP: @Tenn, ISU, WF, @ASU, @BYU, AFA, @CSU



JONTRELL ROCQUEMORE 3
FS • 6-1 • 210 • JR-2L
McKinney, Texas
(McKinney HS)

CAREER STATS - DEFENSE

Year	G/GS	UA-AT-T	TFL	Sack	INT	PB	FF	FR
2015	13/0	16-11-27	2.0-4	0.0-0	0-0	1	1	1
2016	8/6	23-16-39	1.0-9	1.0-9	2-19	1	0	0
2017	5/0	6-4-10	0.0-0	0.0-0	0-0	0	0	0
TOTAL	26/6	45-31-76	3.0-13	1.0-9	2-19	2	1	1

CAREER HIGHS - DEFENSE

Tackles: 10, at Colorado St. (10/8/16)
TFL: 2.0, at Fresno St. (10/10/15)
Sack: 1.0, at Boise St. (10/11/16)
INT: 1, twice
FF: 1, vs. Colorado St. (10/13/15)
PBU: 1, twice
FR: 1, at Washington (9/19/15)
TD: 1, twice

GAME-BY-GAME DEFENSE

2017	G/GS	U-A-T	TFL	Sack	INT	PB	QH	F/R
at WIS	1/0	3-0-3	0.0-0	0.0-0	0	0	0	0/0
ISU	1/0	1-2-3	0.0-0	0.0-0	0	0	0	0/0
at WF	1/0	1-1-2	0.0-0	0.0-0	0	0	0	0/0
at SJSU	0/0	0-0-0	0.0-0	0.0-0	0	0	0	0/0
BYU	0/0	0-0-0	0.0-0	0.0-0	0	0	0	0/0
CSU	0/0	0-0-0	0.0-0	0.0-0	0	0	0	0/0
WYO	1/0	0-0-0	0.0-0	0.0-0	0	0	0	0/0
at UNLV	1/0	1-1-2	0.0-0	0.0-0	0	0	0	0/0
BSU	0/0	0-0-0	0.0-0	0.0-0	0	0	0	0/0
at UNM	0/0	0-0-0	0.0-0	0.0-0	0	0	0	0/0
UH	0/0	0-0-0	0.0-0	0.0-0	0	0	0	0/0
at AFA	0/0	0-0-0	0.0-0	0.0-0	0	0	0	0/0

2016	G/GS	U-A-T	TFL	Sack	INT	PB	QH	F/R
WSU	1/1	1-2-3	0.0-0	0.0-0	0	0	0	0/0
at USC	1/0	3-2-5	0.0-0	0.0-0	1	0	0	0/0
ASU	1/1	4-3-7	0.0-0	0.0-0	1	0	0	0/0
AFA	1/0	2-0-2	0.0-0	0.0-0	0	0	0	0/0
at BSU	1/1	3-1-4	1.0-9	1.0-9	0	0	0	0/0
at CSU	1/1	6-4-10	0.0-0	0.0-0	0	1	0	0/0
FS	1/1	3-2-5	0.0-0	0.0-0	0	0	0	0/0
SDSU	1/1	1-2-3	0.0-0	0.0-0	0	0	0	0/0
at WYO	0/0	0-0-0	0.0-0	0.0-0	0	0	0	0/0
UNM	0/0	0-0-0	0.0-0	0.0-0	0	0	0	0/0
at NEV	0/0	0-0-0	0.0-0	0.0-0	0	0	0	0/0
at BYU	0/0	0-0-0	0.0-0	0.0-0	0	0	0	0/0

2015	G/GS	U-A-T	TFL	Sack	INT	PB	QH	F/R
SUU	1/0	0-0-0	0.0-0	0.0-0	0	0	0	0/0
at Utah	1/0	4-2-6	0.0-0	0.0-0	0	0	0	0/0
at Wash	1/0	1-2-3	0.0-0	0.0-0	0	0	0	0/1
CSU	1/0	3-0-3	0.0-0	0.0-0	0	0	0	1/0
at FS	1/0	4-0-4	2.0-4	0.0-0	1	0	0	0/0
BSU	1/0	1-1-2	0.0-0	0.0-0	0	0	0	0/0
at SDSU	1/0	2-0-2	0.0-0	0.0-0	0	0	0	0/0
WYO	1/0	1-2-3	0.0-0	0.0-0	0	1	0	0/0
at UNM	1/0	0-0-0	0.0-0	0.0-0	0	0	0	0/0
at AFA	1/0	0-0-0	0.0-0	0.0-0	0	0	0	0/0
NEV	1/0	0-3-3	0.0-0	0.0-0	0	0	0	0/0
BYU	1/0	0-1-1	0.0-0	0.0-0	0	0	0	0/0
vs. AKR	1/0	0-0-0	0.0-0	0.0-0	0	0	0	0/0



TONNY LINDSEY, JR. 4
RB • 5-9 • 195 • SR-2L
Long Beach, Calif.
(Woodrow Wilson HS)
(Cerritos JC)

CAREER STATS - RUSHING

Year	G/GS	Rush	Yds	Avg	TD	Long
2015	9/1	12	93	7.8	0	24
2016	12/10	148	763	5.2	6	68
2017	1/0	6	28	4.7	0	7
TOTAL	22/11	166	884	5.3	6	68

CAREER HIGHS - RUSHING

Rushes: 23, vs. Fresno State (10/22/16)
Rushing Yards: 168, at Nevada (11/19/16)
Long Rush: 68, at Nevada (11/19/16)
Rushing TDs: 2, twice

CAREER STATS - RECEIVING

Year	Rec	Yds	Avg	TD	Long
2015	2	2	1.0	0	2
2016	17	123	7.2	0	41
2017	2	16	8.0	0	12
TOTAL	21	141	6.7	0	41

CAREER HIGHS - RECEIVING

Receptions: 4, twice
Receiving Yards: 41, vs. Wyoming (11/5/16)
Long Catch: 41, vs. Wyoming (11/5/16)
Receiving TDs: 0

CAREER STATS - KICKOFF RETURNS

Year	Ret	Yds	Avg	TD	LG
2016	2	31	15.5	0	31
2017	4	75	18.8	0	21
TOTAL	6	96	16.0	0	31

CAREER HIGHS - KICKOFF RETURNS

Returns: 4, at Wisconsin (9/1/17)
Yards: 75, at Wisconsin (9/1/17)
Long Return: 31, at USC (9/10/16)

GAME-BY-GAME RUSHING

2017	G/GS	Aff	Yds	Avg	TD	LG
at WIS	1/0	6	28	4.7	0	7
ISU	0/0	0	0	0.0	0	0
at WF	0/0	0	0	0.0	0	0
at SJSU	0/0	0	0	0.0	0	0

BYU	0/0	0	0	0.0	0	0
CSU	0/0	0	0	0.0	0	0
WYO	0/0	0	0	0.0	0	0
at UNLV	0/0	0	0	0.0	0	0
BSU	0/0	0	0	0.0	0	0
at UNM	0/0	0	0	0.0	0	0
UH	0/0	0	0	0.0	0	0
at AFA	0/0	0	0	0.0	0	0

2016	G/GS	Aff	Yds	Avg	TD	LG
WSU	1/1	11	67	6.1	1	35
at USC	1/0	4	17	4.2	0	7
ASU	1/1	19	98	5.2	2	28
AFA	1/1	17	18	1.1	0	8
at BSU	1/1	17	15	1.9	0	6
at CSU	1/0	17	137	8.1	0	26
FS	1/1	23	90	3.9	0	20
SDSU	1/1	3	5	1.7	0	2
at WYO	1/1	5	75	15.0	0	29
UNM	1/1	12	26	2.2	2	13
at NEV	1/1	21	168	8.0	1	68
at BYU	1/1	8	47	5.9	0	17

2015	G/GS	Aff	Yds	Avg	TD	LG
CSU	1/0	0	0	0.0	0	0
at FS	1/0	4	16	4.0	0	5
BSU	1/0	0	0	0.0	0	0
at SDSU	1/0	0	0	0.0	0	0
WYO	1/0	3	39	13.0	0	17
at AFA	1/0	2	12	6.0	0	10
NEV	1/1	1	2	2.0	0	2
BYU	1/0	2	24	12.0	0	24
vs. AKR	1/0	0	0	0.0	0	0

DNP: SUU, @Utah, @Wash, @UNM

GAME-BY-GAME RECEIVING

2017	Rec	Yds	Avg	TD	LG
at WIS	2	16	8.0	0	12
ISU	0	0	0.0	0	0
at WF	0	0	0.0	0	0
at SJSU	0	0	0.0	0	0
BYU	0	0	0.0	0	0
CSU	0	0	0.0	0	0
WYO	0	0	0.0	0	0
at UNLV	0	0	0.0	0	0
BSU	0	0	0.0	0	0
at UNM	0	0	0.0	0	0
UH	0	0	0.0	0	0
at AFA	0	0	0.0	0	0

2016	Rec	Yds	Avg	TD	LG
WSU	0	0	0.0	0	0
at USC	4	8	2.0	0	4
ASU	1	12	12.0	0	12
AFA	4	40	10.0	0	24
at BSU	3	-2	-1.5	0	1
at CSU	3	16	5.3	0	9
FS	1	8	8.0	0	8
SDSU	0	0	0.0	0	0
at WYO	1	41	41.0	0	41
UNM	0	0	0.0	0	0
at NEV	0	0	0.0	0	0
at BYU	0	0	0.0	0	0

2015	Rec	Yds	Avg	TD	LG
CSU	0	0	0.0	0	0
at FS	0	0	0.0	0	0
BSU	0	0	0.0	0	0
at SDSU	1	2	2.0	0	2
WYO	0	0	0.0	0	0
at AFA	0	0	0.0	0	0
NEV	1	0	0.0	0	0
BYU	0	0	0.0	0	0
vs. AKR	0	0	0.0	0	0

DNP: SUU, @Utah, @Wash, @UNM





GAME-BY-GAME KICKOFF RETURNS

2017	Ref	Yds	Avg	TD	LG
at WIS	4	75	18.8	0	21
ISU	0	0	0.0	0	0
at WF	0	0	0.0	0	0
at SJSU	0	0	0.0	0	0
BYU	0	0	0.0	0	0
CSU	0	0	0.0	0	0
WYO	0	0	0.0	0	0
at UNLV	0	0	0.0	0	0
BSU	0	0	0.0	0	0
at UNM	0	0	0.0	0	0
UH	0	0	0.0	0	0
at AFA	0	0	0.0	0	0

2016	Ref	Yds	Avg	TD	LG
WSU	0	0	0.0	0	0
at USC	1	31	31.0	0	31
ASU	1	0	0.0	0	0
AFA	0	0	0.0	0	0
at BSU	0	0	0.0	0	0
at CSU	0	0	0.0	0	0
FS	0	0	0.0	0	0
SDSU	0	0	0.0	0	0
at WYO	0	0	0.0	0	0
UNM	0	0	0.0	0	0
at NEV	0	0	0.0	0	0
at BYU	0	0	0.0	0	0



JAREN COLSTON-GREEN 5
WR • 6-1 • 185 • SR-2L
Tallahassee, Fla.
(Leon HS)
(Arizona Western JC)

CAREER STATS - RECEIVING

Year	G/GS	Rec	Yds	Avg	TD	Long
2015	9/0	2	54	27.0	1	34
2016	11/3	6	176	29.3	1	49
2017	7/5	6	100	16.7	0	40
TOTAL	27/8	14	330	23.6	2	49

CAREER HIGHS - RECEIVING

Receptions: 2, three times
Receiving Yards: 54, vs. Wyoming (10/30/15)
Receiving TDs: 1, two times
Long Catch: 49, at Wyoming (11/5/16)

CAREER STATS - RUSHING

Year	G	Rush	Yds	Avg	TD	Long
2017	1	-3	-3	-3.0	0	0

CAREER HIGHS - RUSHING

Rushes: 1, vs. BYU (9/29/17)
Rushing Yards: -3, vs. BYU (9/29/17)

GAME-BY-GAME RECEIVING

2017	G/GS	Rec	Yds	Avg	TD	LG
at WIS	1/1	1	40	40.0	0	40
ISU	1/1	1	34	34.0	0	34
at WF	1/1	1	-1	-1.0	0	0
at SJSU	1/1	1	3	3.0	0	3
BYU	1/1	2	24	12.0	0	18
CSU	1/0	0	0	0.0	0	0
WYO	0/0	0	0	0.0	0	0
at UNLV	0/0	0	0	0.0	0	0
BSU	1/0	0	0	0.0	0	0
at UNM	0/0	0	0	0.0	0	0
UH	0/0	0	0	0.0	0	0
at AFA	0/0	0	0	0.0	0	0

2016	G/GS	Rec	Yds	Avg	TD	LG
WSU	1/0	0	0	0.0	0	0
at USC	1/0	1	43	43.0	0	43
ASU	1/1	0	0	0.0	0	0
AFA	1/0	0	0	0.0	0	0
at BSU	1/0	1	6	6.0	0	6

at CSU	0/0	0	0	0.0	0	0
FS	1/0	0	0	0.0	0	0
SDSU	1/1	2	30	15.0	1	23
at WYO	1/0	1	49	49.0	0	49
UNM	1/0	1	48	48.0	0	48
at NEV	1/1	0	0	0.0	0	0
at BYU	1/0	0	0	0.0	0	0

2015	G/GS	Rec	Yds	Avg	TD	LG
SUU	1/0	0	0	0.0	0	0
at Wash	1/0	0	0	0.0	0	0
CSU	1/0	0	0	0.0	0	0
at FS	1/0	0	0	0.0	0	0
BSU	1/0	0	0	0.0	0	0
WYO	1/0	2	54	27.0	1	54
at UNM	1/0	0	0	0.0	0	0
at AFA	1/0	0	0	0.0	0	0
BYU	1/0	0	0	0.0	0	0

DNP: @Utah, @SDSU, NEV, vs. AKR

GAME-BY-GAME RUSHING

2017	Att	Yds	Avg	TD	LG
at WIS	0	0	0.0	0	0
ISU	0	0	0.0	0	0
at WF	0	0	0.0	0	0
at SJSU	1	-3	-3.0	0	0
BYU	0	0	0.0	0	0
CSU	0	0	0.0	0	0
WYO	0	0	0.0	0	0
at UNLV	0	0	0.0	0	0
BSU	0	0	0.0	0	0
at UNM	0	0	0.0	0	0
UH	0	0	0.0	0	0
at AFA	0	0	0.0	0	0



CAMERON HANEY 6
CB • 5-11 • 180 • SO-1L
Los Angeles, Calif.
(Cathedral HS)

CAREER STATS - DEFENSE

Year	G/GS	UA-AT-TT	TFL	Sack	INT	PB	FF	FR
2016	12/1	11-5-16	0.0-0	0.0-0	0	3	0	0
2017	8/5	13-10-23	2.0-6	0.0-0	0	5	0	0
TOTAL	20/6	24-15-39	2.0-6	0.0-0	0	8	0	0

CAREER HIGHS - DEFENSE

Tackles: 8, vs. Fresno State (10/22/16)
TFL: 1.0, two times
PBU: 3, at UNLV (10/21/17)

GAME-BY-GAME DEFENSE

2017	G/GS	U-A-T	TFL	Sack	INT	PB	QH	F/R
at WIS	1/0	2-0-2	0.0-0	0.0-0	0	0	0	0/0
ISU	1/1	3-2-5	0.0-0	0.0-0	0	0	0	0/0
at WF	1/1	3-1-4	1.0-2	0.0-0	0	1	0	0/0
at SJSU	1/1	2-0-2	0.0-0	0.0-0	0	1	0	0/0
BYU	1/0	0-2-2	0.0-0	0.0-0	0	0	0	0/0
CSU	1/1	2-1-3	1.0-4	0.0-0	0	0	0	0/0
WYO	1/0	0-2-2	0.0-0	0.0-0	0	0	0	0/0
at UNLV	1/0	1-2-3	0.0-0	0.0-0	0	3	0	0/0
BSU	0/0	0-0-0	0.0-0	0.0-0	0	0	0	0/0
at UNM	0/0	0-0-0	0.0-0	0.0-0	0	0	0	0/0
UH	0/0	0-0-0	0.0-0	0.0-0	0	0	0	0/0
at AFA	0/0	0-0-0	0.0-0	0.0-0	0	0	0	0/0

2016	G/GS	U-A-T	TFL	Sack	INT	PB	QH	F/R
WSU	1/0	0-0-0	0.0-0	0.0-0	0	0	0	0/0
at USC	1/0	0-0-0	0.0-0	0.0-0	0	0	0	0/0
ASU	1/0	0-1-1	0.0-0	0.0-0	0	0	0	0/0
AFA	1/0	0-1-1	0.0-0	0.0-0	0	0	0	0/0
at BSU	1/0	0-1-1	0.0-0	0.0-0	0	0	0	0/0
at CSU	1/0	1-0-1	0.0-0	0.0-0	0	0	0	0/0
FS	1/1	6-2-8	0.0-0	0.0-0	0	2	0	0/0
SDSU	1/0	1-0-1	0.0-0	0.0-0	0	0	0	0/0

at WYO	1/0	0-0-0	0.0-0	0.0-0	0	0	0	0/0
UNM	1/0	2-0-2	0.0-0	0.0-0	0	1	0	0/0
at NEV	1/0	0-0-0	0.0-0	0.0-0	0	0	0	0/0
at BYU	1/0	1-0-1	0.0-0	0.0-0	0	0	0	0/0



ALEX BYERS 7
WR • 6-2 • 185 • SR-1L
Riverview, Fla.
(Spoto HS)
(Antelope Valley CC)

CAREER STATS - RECEIVING

Year	G/GS	Rec	Yds	Avg	TD	Long
2016	10/0	2	49	24.5	0	43
2017	7/0	4	30	7.5	0	18
TOTAL	17/0	6	69	11.5	0	43

CAREER HIGHS - RECEIVING

Receptions: 2, at Wisconsin (9/1/17)
Yards: 43, vs. San Diego State (10/28/16)
Long Catch: 43, vs. San Diego State (10/28/16)

CAREER STATS - RUSHING

Year	Rush	Yds	Avg	TD	Long
2016	1	10	10.0	0	10
2017	0	0	0.0	0	0
TOTAL	1	10	10.0	0	0

CAREER HIGHS - RUSHING

Rushes: 1, vs. Fresno State (10/22/16)
Yards: 10, vs. Fresno State (10/22/16)
Long Rush: 10, vs. Fresno State (10/22/16)

GAME-BY-GAME RECEIVING

2017	G/GS	Rec	Yds	Avg	TD	LG
at WIS	1/0	2	8	4.0	0	10
ISU	1/0	1	4	4.0	0	4
at WF	1/0	0	0	0.0	0	0
at SJSU	0/0	0	0	0.0	0	0
BYU	1/0	0	0	0.0	0	0
CSU	1/0	0	0	0.0	0	0
WYO	0/0	0	0	0.0	0	0
at UNLV	1/0	1	18	18.0	0	18
BSU	0/0	0	0	0.0	0	0
at UNM	0/0	0	0	0.0	0	0
UH	0/0	0	0	0.0	0	0
at AFA	0/0	0	0	0.0	0	0

2016	G/GS	Rec	Yds	Avg	TD	LG
WSU	0/0	0	0	0.0	0	0
at USC	1/0	1	6	6.0	0	6
ASU	1/0	0	0	0.0	0	0
AFA	1/0	0	0	0.0	0	0
at BSU	0/0	0	0	0.0	0	0
at CSU	1/0	0	0	0.0	0	0
FS	1/0	0	0	0.0	0	0
SDSU	1/0	1	43	43.0	0	43
at WYO	1/0	0	0	0.0	0	0
UNM	1/0	0	0	0.0	0	0
at NEV	1/0	0	0	0.0	0	0
at BYU	1/0	0	0	0.0	0	0



WESLEY BAILEY 8
CB • 6-1 • 200 • SR-1L
Huntsville, Ala.
(J.L. Johnson HS)
(Eastern Arizona CC)

CAREER STATS - DEFENSE

Year	G/GS	UA-AT-TT	TFL	Sack	INT	PB	FF	FR
2016	11/6	21-6-27	0.5-2	0.0-0	0	4	0	0
2017	6/0	4-1-5	0.0-0	0.0-0	0	1	0	0
TOTAL	17/6	25-7-32	0.5-2	0.0-0	0	5	0	0

CAREER HIGHS - DEFENSE

Tackles: 7, at USC (9/10/16)
TFL: 0.5, at USC (9/10/16)
PBU: 2, vs. Fresno State (10/22/16)





2017 UTAH STATE FOOTBALL PLAYER PROFILES

GAME-BY-GAME DEFENSE

2017	G/GS	U-A-T	TFL	Sack	INT	PB	QH	F/R
at WIS	1/0	1-0-1	0.0-0	0.0-0	0	0	0	0/0
ISU	1/0	0-0-0	0.0-0	0.0-0	0	0	0	0/0
at WF	1/0	0-1-1	0.0-0	0.0-0	0	0	0	0/0
at SJSU	1/0	1-0-1	0.0-0	0.0-0	0	0	0	0/0
BYU	0/0	0-0-0	0.0-0	0.0-0	0	0	0	0/0
CSU	1/0	0-0-0	0.0-0	0.0-0	0	0	0	0/0
WYO	0/0	0-0-0	0.0-0	0.0-0	0	0	0	0/0
at UNLV	1/0	2-0-2	0.0-0	0.0-0	0	0	0	0/0
BSU	0/0	0-0-0	0.0-0	0.0-0	0	0	0	0/0
at UNM	0/0	0-0-0	0.0-0	0.0-0	0	0	0	0/0
UH	0/0	0-0-0	0.0-0	0.0-0	0	0	0	0/0
at AFA	0/0	0-0-0	0.0-0	0.0-0	0	0	0	0/0

2016	G/GS	U-A-T	TFL	Sack	INT	PB	QH	F/R
WSU	1/0	0-1-1	0.0-0	0.0-0	0	1	0	0/0
at USC	1/1	6-1-7	0.5-2	0.0-0	0	0	0	0/0
ASU	1/1	2-0-2	0.0-0	0.0-0	0	0	0	0/0
AFA	1/0	0-0-0	0.0-0	0.0-0	0	0	0	0/0
at BSU	1/0	3-0-3	0.0-0	0.0-0	0	0	0	0/0
at CSU	0/0	0-0-0	0.0-0	0.0-0	0	0	0	0/0
FS	1/0	0-0-0	0.0-0	0.0-0	0	2	0	0/0
SDSU	1/1	1-0-1	0.0-0	0.0-0	0	0	0	0/0
at WYO	1/1	3-0-3	0.0-0	0.0-0	0	0	0	0/0
UNM	1/1	3-2-5	0.0-0	0.0-0	0	0	0	0/0
at NEV	1/1	1-1-2	0.0-0	0.0-0	0	1	0	0/0
at BYU	1/0	2-1-3	0.0-0	0.0-0	0	0	0	0/0



DAVID WOODWARD 9
LB • 6-2 • 220 • R-FR-RS
Olympia, Wash.
(Olympia HS)

CAREER STATS - DEFENSE

Year	G/GS	UA-AT-T	TFL	Sack	INT	PB	FF	FR
2017	6/0	3-2-5	0.5-0	0.0-0	0-0	0	0	0

CAREER HIGHS - DEFENSE

Tackles: 2, at Wisconsin (9/1/17)
TFL: 0.5, at Wisconsin (9/1/17)

GAME-BY-GAME DEFENSE

2017	G/GS	U-A-T	TFL	Sack	INT	PB	QH	F/R
at WIS	1/0	1-1-2	0.5-0	0.0-0	0	0	0	0/0
ISU	1/0	0-0-0	0.0-0	0.0-0	0	0	0	0/0
at WF	1/0	0-0-0	0.0-0	0.0-0	0	0	0	0/0
at SJSU	1/0	0-0-0	0.0-0	0.0-0	0	0	0	0/0
BYU	0/0	0-0-0	0.0-0	0.0-0	0	0	0	0/0
CSU	0/0	0-0-0	0.0-0	0.0-0	0	0	0	0/0
WYO	0/0	0-0-0	0.0-0	0.0-0	0	0	0	0/0
at UNLV	1/0	1-0-1	0.0-0	0.0-0	0	0	0	0/0
BSU	1/0	1-1-2	0.0-0	0.0-0	0	0	0	0/0
at UNM	0/0	0-0-0	0.0-0	0.0-0	0	0	0	0/0
UH	0/0	0-0-0	0.0-0	0.0-0	0	0	0	0/0
at AFA	0/0	0-0-0	0.0-0	0.0-0	0	0	0	0/0



CHASEN ANDERSEN 10
LB • 5-11 • 225 • JR-1L
Logan, Utah
(Logan HS)
(Wisconsin)

CAREER STATS - DEFENSE

Year	G/GS	UA-AT-T	TFL	Sack	INT	PB	FF	FR
2015	13/0	7-6-13	0.0-0	0.0-0	0-0	0	0	0
2016	0/0	0-0-0	0.0-0	0.0-0	0-0	0	0	0
2017	0/0	0-0-0	0.0-0	0.0-0	0-0	0	0	0
TOTAL	13/0	7-6-13	0.0-0	0.0-0	0-0	0	0	0

CAREER HIGHS - DEFENSE

Tackles: 3, vs. Wyoming (10/30/15)

GAME-BY-GAME DEFENSE

2015	G/GS	U-A-T	TFL	Sack	INT	PB	QH	F/R
SUU	1/0	0-0-0	0.0-0	0.0-0	0	0	0	0/0
at Utah	1/0	0-0-0	0.0-0	0.0-0	0	0	0	0/0
at Wash	1/0	0-0-0	0.0-0	0.0-0	0	0	0	0/0
CSU	1/0	0-2-2	0.0-0	0.0-0	0	0	0	0/0
at FS	1/0	2-0-2	0.0-0	0.0-0	0	0	0	0/0
BSU	1/0	0-0-0	0.0-0	0.0-0	0	0	0	0/0
at SDSU	1/0	1-0-1	0.0-0	0.0-0	0	0	0	0/0
WYO	1/0	1-2-3	0.0-0	0.0-0	0	0	0	0/0
at UNM	1/0	1-0-1	0.0-0	0.0-0	0	0	0	0/0
at AFA	1/0	1-0-1	0.0-0	0.0-0	0	0	0	0/0
NEV	1/0	0-0-0	0.0-0	0.0-0	0	0	0	0/0
BYU	1/0	0-2-2	0.0-0	0.0-0	0	0	0	0/0
vs. AKR	1/0	1-0-1	0.0-0	0.0-0	0	0	0	0/0



JORDAN LOVE 10
QB • 6-3 • 215 • F-FR-RS
Bakersfield, Calif.
(Liberty HS)

CAREER STATS - PASSING

Year	G/GS	Att	Cmp	Int	Pct	Yds	TD	LG	EFF
2017	8/2	121	64	4	.529	869	5	77	120.2

CAREER HIGHS - PASSING

Attempts: 32, vs. Boise State (10/28/17)
Completions: 19, at UNLV (10/21/17)
Passing Yards: 316, at UNLV (10/21/17)
Passing TDs: 2, at UNLV (10/21/17)
Long Pass: 77, at Wake Forest (9/16/17)

CAREER STATS - RUSHING

Year	Rush	Yds	Avg	TD	Long
2017	19	77	4.1	1	17

CAREER HIGHS - RUSHING

Rushes: 8, at UNLV (10/21/17)
Rushing Yards: 42, at UNLV (10/21/17)
Rushing TDs: 1, at UNLV (10/21/17)
Long Rush: 17, vs. Idaho State (9/7/17)

CAREER STATS - TOTAL OFFENSE

Year	Rush	Pass	Total	Avg/G
2017	77	869	946	118.3

GAME-BY-GAME PASSING

2017	G/GS	Cmp	Att	Pct	Yds	TD	INT	LG
at WIS	0/0	0	0	.000	0	0	0	0
ISU	1/0	3	6	.500	18	0	0	12
at WF	1/0	6	13	.462	171	1	0	77
at SJSU	1/0	10	17	.588	90	1	1	23
BYU	1/0	0	3	.000	0	0	0	0
CSU	1/0	1	5	.200	-3	0	0	0
WYO	1/0	8	18	.444	109	0	3	19
at UNLV	1/1	19	27	.704	316	2	0	75
BSU	1/1	17	32	.531	168	1	0	57
at UNM	0/0	0	0	.000	0	0	0	0
UH	0/0	0	0	.000	0	0	0	0
at AFA	0/0	0	0	.000	0	0	0	0

GAME-BY-GAME RUSHING

2017	Att	Yds	Avg	TD	LG
at WIS	0	0	0.0	0	0
ISU	3	8	2.7	0	17
at WF	0	0	0.0	0	0
at SJSU	1	10	10.0	0	10
BYU	0	0	0.0	0	0
CSU	1	11	11.0	0	11
WYO	2	-8	-4.0	0	2
at UNLV	8	42	5.2	1	12
BSU	4	14	3.5	0	11
at UNM	0	0	0.0	0	0
UH	0	0	0.0	0	0
at AFA	0	0	0.0	0	0



DAMION HOBBS 11
TE • 6-2 • 245 • SR-2L
Cedar Hill, Texas
(Cedar Hill HS)
(Oregon)

CAREER STATS - PASSING

Year	G/GS	Att	Cmp	Int	Pct	Yds	TD	LG	EFF
2015	7/0	5	4	0	80.0	73	1	34	268.6
2016	10/0	19	8	1	42.1	68	0	24	61.6
TOTAL	17/0	24	12	1	50.0	141	1	34	104.7

CAREER HIGHS - PASSING

Attempts: 16, at Wyoming (11/5/16)
Completions: 7, at Wyoming (11/5/16)
Passing Yards: 68, at Wyoming (11/5/16)
Long Pass: 34, vs. Wyoming (10/30/15)
Passing TDs: 1, vs. Wyoming (10/30/15)

CAREER STATS - RUSHING

Year	Rush	Yds	Avg	TD	Long
2015	20	110	5.5	1	33
2016	24	111	4.6	6	11
TOTAL	44	221	5.0	7	33

CAREER HIGHS - RUSHING

Rushes: 6, three times
Rushing Yards: 51, at Fresno St. (10/10/15)
Long Rush: 33, at Fresno St. (10/10/15)
Rushing TDs: 3, at Wyoming (11/5/16)

CAREER STATS - RECEIVING

Year	G/GS	Rec	Yds	Avg	TD	Long
2017	9/1	4	23	5.8	0	17

CAREER HIGHS - RECEIVING

Receptions: 2, at Wisconsin (9/1/17)
Receiving Yards: 17, at San José State (9/23/17)
Long Catch: 17, at San José State (9/23/17)

CAREER STATS - TOTAL OFFENSE

Year	Rush	Pass	Rec	Total	Avg/G
2015	110	73	0	183	26.1
2016	111	68	0	179	17.9
2017	0	0	23	23	2.6
TOTAL	221	141	23	385	14.8

GAME-BY-GAME PASSING

2016	G/GS	Cmp	Att	Pct	Yds	TD	INT	LG
WSU	1/0	0	0	0.0	0	0	0	0
at USC	1/0	0	2	0.0	0	0	0	0
ASU	1/0	0	0	0.0	0	0	0	0
AFA	0/0	0	0	0.0	0	0	0	0
at BSU	0/0	0	0	0.0	0	0	0	0
at CSU	1/0	1	1	1.000	0	0	0	0
FS	1/0	0	0	0.0	0	0	0	0
SDSU	1/0	0	0	0.0	0	0	0	0
at WYO	1/0	7	16	43.7	68	0	1	24
UNM	1/0	0	0	0.0	0	0	0	0
at NEV	1/0	0	0	0.0	0	0	0	0
at BYU	1/0	0	0	0.0	0	0	0	0

2015	G/GS	Cmp	Att	Pct	Yds	TD	INT	LG
at Wash	1/0	0	0	0.0	0	0	0	0
CSU	1/0	0	0	0.0	0	0	0	0
at FS	1/0	1	2	.500	21	0	0	21
BSU	1/0	0	0	0.0	0	0	0	0
at SDSU	1/0	1	1	1.000	2	0	0	2
WYO	1/0	2	2	1.000	50	1	0	34
at UNM	1/0	0	0	0.0	0	0	0	0

DNP: SUU, @Utah, @AFA, NEV, BYU, vs. AKR

GAME-BY-GAME RUSHING

2016	Att	Yds	Avg	TD	LG
WSU	1	8	8.0	0	8
at USC	0	0	0.0	0	0
ASU	2	5	5.0	1	4
AFA	0	0	0.0	0	0



2017 UTAH STATE FOOTBALL PLAYER PROFILES



at BSU	0	0	0.0	0	0
at CSU	0	0	0.0	0	0
FS	1	4	4.0	1	4
SDSU	6	23	3.8	0	11
at WYO	6	24	4.0	3	11
UNM	5	42	8.4	0	26
at NEV	1	1	1.0	0	1
at BYU	2	4	2.0	1	2

2015	Aff	Yds	Avg	TD	LG
at Wash	2	3	1.5	0	5
CSU	2	5	2.5	0	3
at FS	5	51	10.2	1	33
BSU	6	21	3.5	0	8
at SDSU	0	0	0.0	0	0
WYO	1	2	2.0	0	2
at UNM	4	28	7.0	0	18

DNP: SUU, @Utah, @AFA, NEV, BYU, vs. AKR

GAME-BY-GAME RECEIVING

2017	G/GS	Rec	Yds	Avg	TD	LG
at WIS	1/1	2	4	2.0	0	5
ISU	1/0	1	2	2.0	0	2
at WF	1/0	0	0	0.0	0	0
at SJSU	1/0	1	17	17.0	0	17
BYU	1/0	0	0	0.0	0	0
CSU	1/0	0	0	0.0	0	0
WYO	1/0	0	0	0.0	0	0
at UNLV	1/0	0	0	0.0	0	0
BSU	1/0	0	0	0.0	0	0
at UNM	0/0	0	0	0.0	0	0
UH	0/0	0	0	0.0	0	0
at AFA	0/0	0	0	0.0	0	0



ALEX HUERTA
LB • 6-3 • 235 • SR-2L
 Wellsville, Utah
 (Mountain Crest HS)

12

CAREER STATS - DEFENSE

Year	G/GS	UA-AT-TI	TFL	Sack	INT	PB	FF	FR
2014	0/0	0-0-0	0.0-0	0.0-0	0-0	0	0	0
2015	12/0	3-1-4	0.0-0	0.0-0	0-0	1	0	0
2016	12/7	13-32-45	2.0-7	0.0-0	0-0	0	0	0
2017	7/0	6-11-17	0.0-0	0.0-0	0-0	0	0	0
TOTAL	31/7	22-44-66	2.0-7	0.0-0	0-0	1	0	0

CAREER HIGHS - DEFENSE

Tackles: 13, vs. Air Force (9/24/16)
 TFL: 1.5, at USC (9/10/16)
 PB: 1, vs. Wyoming (10/30/15)
 QBH: 1, vs. Air Force (9/24/16)

GAME-BY-GAME DEFENSE


2017	G/GS	U-A-T	TFL	Sack	INT	PB	QH	F/R
at WIS	1/0	2-0-2	0.0-0	0.0-0	0	0	0	0/0
ISU	1/0	2-4-6	0.0-0	0.0-0	0	0	0	0/0
at WF	1/0	0-1-1	0.0-0	0.0-0	0	0	0	0/0
at SJSU	1/0	2-1-3	0.0-0	0.0-0	0	0	0	0/0
BYU	1/0	0-0-0	0.0-0	0.0-0	0	0	0	0/0
CSU	0/0	0-0-0	0.0-0	0.0-0	0	0	0	0/0
WYO	0/0	0-0-0	0.0-0	0.0-0	0	0	0	0/0
at UNLV	1/0	0-0-0	0.0-0	0.0-0	0	0	0	0/0
BSU	1/0	0-5-5	0.0-0	0.0-0	0	0	0	0/0
at UNM	0/0	0-0-0	0.0-0	0.0-0	0	0	0	0/0
UH	0/0	0-0-0	0.0-0	0.0-0	0	0	0	0/0
at AFA	0/0	0-0-0	0.0-0	0.0-0	0	0	0	0/0

2016	G/GS	U-A-T	TFL	Sack	INT	PB	QH	F/R
WSU	1/1	1-6-7	0.5-0	0.0-0	0	0	0	0/0
at USC	1/1	1-2-3	1.5-7	0.0-0	0	0	0	0/0
ASU	1/1	1-1-2	0.0-0	0.0-0	0	0	0	0/0
AFA	1/1	0-13-13	0.0-0	0.0-0	0	0	1	0/0
at BSU	1/1	2-0-2	0.0-0	0.0-0	0	0	0	0/0
at CSU	1/1	3-3-6	0.0-0	0.0-0	0	0	0	0/0
FS	1/1	2-2-4	0.0-0	0.0-0	0	0	0	0/0

SDSU	1/0	1-3-4	0.0-0	0.0-0	0	0	0	0/0
at WYO	1/0	2-2-4	0.0-0	0.0-0	0	0	0	0/0
UNM	1/0	0-0-0	0.0-0	0.0-0	0	0	0	0/0
at NEV	1/0	0-0-0	0.0-0	0.0-0	0	0	0	0/0
at BYU	1/0	0-0-0	0.0-0	0.0-0	0	0	0	0/0

2015	G/GS	U-A-T	TFL	Sack	INT	PB	QH	F/R
at Utah	1/0	0-0-0	0.0-0	0.0-0	0	0	0	0/0
at Wash	1/0	0-0-0	0.0-0	0.0-0	0	0	0	0/0
CSU	1/0	0-0-0	0.0-0	0.0-0	0	0	0	0/0
at FS	1/0	3-0-3	0.0-0	0.0-0	0	0	0	0/0
BSU	1/0	0-0-0	0.0-0	0.0-0	0	0	0	0/0
at SDSU	1/0	0-0-0	0.0-0	0.0-0	0	0	0	0/0
WYO	1/0	0-1-1	0.0-0	0.0-0	0	1	0	0/0
at UNM	1/0	0-0-0	0.0-0	0.0-0	0	0	0	0/0
at AFA	1/0	0-0-0	0.0-0	0.0-0	0	0	0	0/0
NEV	1/0	0-0-0	0.0-0	0.0-0	0	0	0	0/0
BYU	1/0	0-0-0	0.0-0	0.0-0	0	0	0	0/0

DNP: SUU, vs. AKR



JALEN DAVIS
CB • 5-10 • 185 • SR-3L
 La Mesa, Calif.
 (Helix HS)

13

CAREER STATS - DEFENSE

Year	G/GS	UA-AT-TI	TFL	Sack	INT	PB	FF	FR
2014	13/13	44-17-61	4.0-12	1.0-8	2-65	7	1	0
2015	13/13	32-19-51	3.0-11	1.0-9	3-20	8	1	0
2016	10/10	22-13-35	5.0-20	2.0-13	1-37	7	1	0
2017	9/9	17-9-26	3.0-23	3.0-23	5-120	7	1	0
TOTAL	45/45	115-58-173	15.0-66	7.0-5311	24229	4	0	0

CAREER HIGHS - DEFENSE

Tackles: 8, vs. Air Force (9/24/16)
 INT: 3, vs. BYU (9/29/17)
 PB: 3, two times
 TD: 2, vs. BYU (9/29/17)
 QBH: 1, three times
 Sacks: 1.0, seven times
 TFL: 2.0, three times
 FF: 1, four times

CAREER STATS - KICKOFF RETURNS

Year	Ret	Yds	Avg	TD	Long
2014	5	113	22.6	0	44
2015	6	106	17.7	0	20
2016	0	0	0.0	0	0
2017	0	0	0.0	0	0
TOTAL	11	219	19.9	0	44

CAREER HIGHS - KICKOFF RETURNS

Returns: 2, three times
 Yards: 66, vs. San José State (11/21/14)
 Long Return: 44, vs. San José State (11/21/14)

CAREER STATS - PUNT RETURNS

Year	Ret	Yds	Avg	TD	Long
2015	6	57	9.5	0	35
2016	0	0	0.0	0	0
2017	0	0	0.0	0	0
TOTAL	6	57	9.5	0	35

CAREER HIGHS - PUNT RETURNS

Returns: 3, at Utah (9/11/15)
 Yards: 35, vs. Southern Utah (9/3/15)
 Long Return: 35, vs. Southern Utah (9/3/15)

GAME-BY-GAME DEFENSE

2017	G/GS	U-A-T	TFL	Sack	INT	PB	QH	F/R
at WIS	1/1	1-0-1	1.0-6	1.0-6	0	0	0	0/0
ISU	1/1	1-1-2	0.0-0	0.0-0	2	1	0	0/0
at WF	1/1	1-0-1	0.0-0	0.0-0	0	3	0	0/0
at SJSU	1/1	2-0-2	1.0-12	1.0-12	0	0	0	1/0
BYU	1/1	2-3-5	0.0-0	0.0-0	3	1	0	0/0
CSU	1/1	4-2-6	0.0-0	0.0-0	0	1	0	0/0
WYO	1/1	3-0-3	1.0-5	1.0-5	0	0	0	0/0

at UNLV	1/1	1-0-1	0.0-0	0.0-0	0	0	0	0/0
BSU	1/1	2-3-5	0.0-0	0.0-0	0	1	0	0/0
at UNM	0/0	0-0-0	0.0-0	0.0-0	0	0	0	0/0
UH	0/0	0-0-0	0.0-0	0.0-0	0	0	0	0/0
at AFA	0/0	0-0-0	0.0-0	0.0-0	0	0	0	0/0

2016	G/GS	U-A-T	TFL	Sack	INT	PB	QH	F/R
WSU	1/1	0-1-1	0.0-0	0.0-0	0	1	0	0/0
at USC	1/1	6-0-6	1.0-8	1.0-8	0	0	0	0/0
ASU	1/1	1-3-4	0.0-0	0.0-0	0	1	0	0/0
AFA	1/1	5-3-8	2.0-6	0.0-0	0	1	0	1/0
at BSU	1/1	1-2-3	1.0-1	0.0-0	0	1	0	0/0
at CSU	1/1	1-2-3	0.0-0	0.0-0	0	2	0	0/0
FS	1/1	3-2-5	0.0-0	0.0-0	0	0	0	0/0
SDSU	1/1	0-0-0	0.0-0	0.0-0	0	0	0	0/0
at WYO	0/0	0-0-0	0.0-0	0.0-0	0	0	0	0/0
UNM	0/0	0-0-0	0.0-0	0.0-0	0	0	0	0/0
at NEV	1/1	5-0-5	1.0-5	1.0-5	0	0	0	0/0
at BYU	1/1	2-0-2	0.0-0	0.0-0	1	1	0	0/0

2015	G/GS	U-A-T	TFL	Sack	INT	PB	QH	F/R
SUU	1/1	3-1-4	2.0-10	1.0-9	0	3	0	0/0
at Utah	1/1	3-2-5	0.0-0	0.0-0	0	1	0	0/0
at Wash	1/1	4-1-5	1.0-1	0.0-0	0	0	0	0/0
CSU	1/1	1-4-5	0.0-0	0.0-0	1	1	1	0/0
at FS	1/1	0-0-0	0.0-0	0.0-0	0	0	0	0/0
BSU	1/1	4-3-7	0.0-0	0.0-0	1	2	0	1/0
at SDSU	1/1	1-0-1	0.0-0	0.0-0	0	0	0	0/0
WYO	1/1	1-2-3	0.0-0	0.0-0	0	0	1	0/0
at UNM	1/1	4-0-4	0.0-0	0.0-0	0	0	0	0/0
at AFA	1/1	6-1-7	0.0-0	0.0-0	0	1	0	0/0
NEV	1/1	0-1-1	0.0-0	0.0-0	0	0	0	0/0
BYU	1/1	1-3-4	0.0-0	0.0-0	0	0	0	0/0
vs. AKR	1/1	4-1-5	0.0-0	0.0-0	1	0	0	0/0

2014	G/GS	U-A-T	TFL	Sack	INT	PB	QH	F/R
at Tenn	1/1	1-3-4	0.0-0	0.0-0	0	0	0	0/0
ISU	1/1	0-1-1	0.0-0	0.0-0	2	1	0	0/0
WF	1/1	2-0-2	0.0-0	0.0-0	0	1	1	0/0
at ASU	1/1	2-0-2	0.0-0	0.0-0	0	1	0	0/0
at BYU	1/1	6-0-6	1.0-2	0.0-0	0	0	0	0/0
AFA	1/1	4-1-5	0.0-0	0.0-0	0	1	0	1/0
at CSU	1/1	5-2-7	2.0-9	1.0-8	0	0	0	0/0
UNLV	1/1	6-1-7	1.0-1	0.0-0	0	1	0	0/0
at UH	1/1	5-1-6	0.0-0	0.0-0	0	0	0	0/0
at WYO	1/1	4-3-7	0.0-0	0.0-0	0	0	0	0/0
UNM	1/1	4-3-7	0.0-0	0.0-0	0	1	0	0/0
SJSU	1/1	2-1-3	0.0-0	0.0-0	0	1	0	0/0
at BSU	1/1	3-1-4	0.0-0	0.0-0	0	0	0	0/0

GAME-BY-GAME KICKOFF RETURNS

2015	Ret	Yds	Avg	TD	LG
SUU	0	0	0.0	0	0
at Utah	0	0	0.0	0	0
at Wash	1	20	20.0	0	20
CSU	1	18	18.0	0	18
at FS	1	19	19.0	0	19
BSU	0	0	0.0	0	0
at SDSU	2	32	16.0	0	19
WYO	1	17	17.0	0	17
at UNM	0	0	0.0	0	0
at AFA	0	0	0.0	0	0
NEV	0	0	0.0	0	0
BYU	0	0	0.0	0	0
vs. AKR	0	0	0.0	0	0



2017 UTAH STATE FOOTBALL PLAYER PROFILES

UNM	1	20	20.0	0	20
SJSJ	2	66	33.0	0	4
at BSU	2	27	13.5	0	15
DNP: vs. UTEP					

GAME-BY-GAME PUNT RETURNS

2015	Ret	Yds	Avg	TD	LG
SUU	2	35	17.5	0	35
at Utah	3	19	6.3	0	14
at Wash	0	0	0.0	0	0
CSU	0	0	0.0	0	0
at FS	0	0	0.0	0	0
BSU	0	0	0.0	0	0
at SDSU	1	3	3.0	0	3
WYO	0	0	0.0	0	0
at UNM	0	0	0.0	0	0
at AFA	0	0	0.0	0	0
NEV	0	0	0.0	0	0
BYU	0	0	0.0	0	0
vs. AKR	0	0	0.0	0	0



CHAD ARTIST
WR • 6-2 • 190 • SO-1L
Logan, Utah
(Logan HS)

14

CAREER STATS - RECEIVING

Year	G/GS	Rec	Yds	Avg	TD	Long
2016	9/0	1	0	0.0	0	0
2017	2/0	1	4	4.0	0	4
TOTAL	11/0	2	4	2.0	0	4

CAREER HIGHS - RECEIVING

Receptions: 1, two times
Receiving Yards: 4, at San José State (9/23/17)
Long Catch: 4, at San José State (9/23/17)

CAREER STATS - RUSHING

Year	G	Rush	Yds	Avg	TD	Long
2017	1	1	7	7.0	0	7

CAREER HIGHS - RUSHING

Rushes: 1, at San José State (9/23/17)
Rushing Yards: 7, at San José State (9/23/17)
Long Rush: at San José State (9/23/17)

GAME-BY-GAME RECEIVING

2017	G/GS	Rec	Yds	Avg	TD	LG
at WIS	0/0	0	0	0.0	0	0
ISU	0/0	0	0	0.0	0	0
at WF	0/0	0	0	0.0	0	0
at SJSU	1/0	1	4	4.0	0	4
BYU	1/0	0	0	0.0	0	0
CSU	0/0	0	0	0.0	0	0
WYO	0/0	0	0	0.0	0	0
at UNLV	0/0	0	0	0.0	0	0
BSU	0/0	0	0	0.0	0	0
at UNM	0/0	0	0	0.0	0	0
UH	0/0	0	0	0.0	0	0
at AFA	0/0	0	0	0.0	0	0

GAME-BY-GAME RECEIVING

2016	G/GS	Rec	Yds	Avg	TD	LG
WSU	1/0	1	0	0.0	0	0
at USC	1/0	0	0	0.0	0	0
ASU	1/0	0	0	0.0	0	0
AFA	1/0	0	0	0.0	0	0
at BSU	0/0	0	0	0.0	0	0
at CSU	0/0	0	0	0.0	0	0
FS	0/0	0	0	0.0	0	0
SDSU	1/0	0	0	0.0	0	0
at WYO	1/0	0	0	0.0	0	0
UNM	1/0	0	0	0.0	0	0
at NEV	1/0	0	0	0.0	0	0
at BYU	1/0	0	0	0.0	0	0

GAME-BY-GAME RUSHING

2017	Att	Yds	Avg	TD	LG
at WIS	0	0	0.0	0	0
ISU	0	0	0.0	0	0
at WF	0	0	0.0	0	0
at SJSU	1	7	7.0	0	7
BYU	0	0	0.0	0	0
CSU	0	0	0.0	0	0
WYO	0	0	0.0	0	0
at UNLV	0	0	0.0	0	0
BSU	0	0	0.0	0	0
at UNM	0	0	0.0	0	0
UH	0	0	0.0	0	0
at AFA	0	0	0.0	0	0



BARON GAJKOWSKI
S • 6-1 • 205 • R-FR-RS
Alpine, Utah
(Lone Peak HS)

CAREER STATS - DEFENSE

Year	G/GS	UA-AT-TT	TFL	Sack	INT	PB	FF	FR
2017	9/0	20-16-36	2.5-13	1.0-11	1-13	0	1	1

CAREER HIGHS - DEFENSE

Tackles: 11, vs. Boise State (10/28/17)
TFL: 1.5, vs. Boise State (10/28/17)
Sacks: 1.0, at San José State (9/23/17)
INT: 1, at San José State (9/23/17)
FF: 1, at San José State (9/23/17)
FR: 1, at San José State (9/23/17)
QBH: 1, vs. Wyoming (10/14/17)

GAME-BY-GAME DEFENSE

2017	G/GS	U-A-T	TFL	Sack	INT	PB	QH	F/R
at WIS	1/0	1-0-1	0.0-0	0.0-0	0	0	0	0/0
ISU	1/0	0-3-3	0.0-0	0.0-0	0	0	0	0/0
at WF	1/0	1-0-1	0.0-0	0.0-0	0	0	0	0/0
at SJSU	1/0	2-1-3	1.0-11	1.0-11	1	0	0	1/1
BYU	1/0	3-2-5	0.0-0	0.0-0	0	0	0	0/0
CSU	1/0	3-1-4	0.0-0	0.0-0	0	0	0	0/0
WYO	1/0	0-3-3	0.0-0	0.0-0	0	0	1	0/0
at UNLV	1/0	4-1-5	0.0-0	0.0-0	0	0	0	0/0
BSU	1/0	6-5-11	1.5-2	0.0-0	0	0	0	0/0
at UNM	0/0	0-0-0	0.0-0	0.0-0	0	0	0	0/0
UH	0/0	0-0-0	0.0-0	0.0-0	0	0	0	0/0
at AFA	0/0	0-0-0	0.0-0	0.0-0	0	0	0	0/0



JORDAN NATHAN
WR • 5-9 • 175 • R-FR-RS
Monrovia, Calif.
(Monrovia HS)

16

CAREER STATS - RECEIVING

Year	G/GS	Rec	Yds	Avg	TD	Long
2017	9/9	21	280	13.3	2	75

CAREER HIGHS - RECEIVING

Receptions: 6, vs. Idaho State (9/7/17)
Yards: 92, at UNLV (10/21/17)
Receiving TDs: 1, two times
Long Catch: 75, at UNLV (10/21/17)

CAREER STATS - RUSHING

Year	G	Rush	Yds	Avg	TD	Long
2017	8	6	30	5.0	0	19

CAREER HIGHS - RUSHING

Rushes: 3, at Wisconsin (9/1/17)
Rushing Yards: 15, at Wisconsin (9/1/17)
Long Rush: 19, at Wisconsin (9/1/17)

CAREER STATS - PUNT RETURNS

Year	Ret	Yds	Avg	TD	Long
2017	14	170	12.1	0	70

CAREER HIGHS - PUNT RETURNS

Returns: 3, two times
Yards: 92, at UNLV (10/21/17)
Long Return: 70, at UNLV (10/21/17)

GAME-BY-GAME RECEIVING

2017	G/GS	Rec	Yds	Avg	TD	LG
at WIS	1/1	3	23	7.7	0	15
ISU	1/1	6	63	10.5	1	19
at WF	1/1	2	13	6.5	0	8
at SJSU	1/1	5	34	6.8	0	21
BYU	1/1	0	0	0.0	0	0
CSU	1/1	0	10	10.0	0	0
WYO	1/1	0	0	0.0	0	0
at UNLV	1/1	3	92	30.7	1	75
BSU	1/1	2	45	22.5	0	34
at UNM	0/0	0	0	0.0	0	0
UH	0/0	0	0	0.0	0	0
at AFA	0/0	0	0	0.0	0	0

GAME-BY-GAME RUSHING

2017	Att	Yds	Avg	TD	LG
at WIS	3	15	5.0	0	19
ISU	0	0	0.0	0	0
at WF	1	-2	-2.0	0	0
at SJSU	1	10	10.0	0	10
BYU	1	7	7.0	0	7
CSU	0	0	0.0	0	0
WYO	0	0	0.0	0	0
at UNLV	0	0	0.0	0	0
BSU	0	0	0.0	0	0
at UNM	0	0	0.0	0	0
UH	0	0	0.0	0	0
at AFA	0	0	0.0	0	0

GAME-BY-GAME PUNT RETURNS

2017	Ret	Yds	Avg	TD	LG
at WIS	0	0	0.0	0	0
ISU	3	40	13.3	0	20
at WF	1	20	20.0	0	20
at SJSU	0	0	0.0	0	0
BYU	2	1	0.5	0	2
CSU	2	10	5.0	0	7
WYO	1	10	10.0	0	10
at UNLV	2	92	46.0	0	70
BSU	3	-3	-1.0	0	1
at UNM	0	0	0.0	0	0
UH	0	0	0.0	0	0
at AFA	0	0	0.0	0	0



ZACH VAN LEEUWEN
WR • 6-0 • 185 • JR-2L
Provo, Utah
(Timpview HS)

17

CAREER STATS - RECEIVING

Year	G/GS	Rec	Yds	Avg	TD	Long
2015	11/3	6	61	10.2	1	16
2016	12/6	8	70	8.8	0	17
2017	9/0	12	132	11.0	0	64
TOTAL	32/9	26	263	10.1	1	64

CAREER HIGHS - RECEIVING

Receptions: 4, at Utah (9/11/15)
Yards: 77, at Wake Forest (9/16/17)
Long Catch: 64, at Wake Forest (9/16/17)
Receiving TDs: 1, at Utah (9/11/15)

CAREER STATS - PUNT RETURNS

Year	Ret	Yds	Avg	TD	Long
2015	6	57	9.5	0	35
2016	0	0	0.0	0	0
2017	2	2	1.0	0	2
TOTAL	8	59	7.4	0	35



CAREER HIGHS - PUNT RETURNS

Returns: 3, at Utah (9/11/15)

Yards: 35, vs. Southern Utah (9/3/15)

Long Return: 35, vs. Southern Utah (9/3/15)

GAME-BY-GAME RECEIVING

2017	G/GS	Rec	Yds	Avg	TD	LG
at WIS	1/0	0	0	0.0	0	0
ISU	1/0	1	13	13.0	0	13
at WF	1/0	2	77	38.5	0	64
at SJSU	1/0	2	0	0.0	0	4
BYU	1/0	2	4	2.0	0	3
CSU	1/0	0	0	0.0	0	0
WYO	1/0	1	9	9.0	0	9
at UNLV	1/0	3	24	8.0	0	12
BSU	1/0	1	5	5.0	0	5
at UNM	0/0	0	0	0.0	0	0
UH	0/0	0	0	0.0	0	0
at AFA	0/0	0	0	0.0	0	0

2016	G/GS	Rec	Yds	Avg	TD	LG
WSU	1/1	2	28	14.0	0	17
at USC	1/1	0	0	0.0	0	0
ASU	1/0	0	0	0.0	0	0
AFA	1/1	2	13	6.5	0	7
at BSU	1/0	0	0	0.0	0	0
at CSU	1/0	0	0	0.0	0	0
FS	1/1	0	0	0.0	0	0
SDSU	1/0	0	0	0.0	0	0
at WYO	1/1	0	0	0.0	0	0
UNM	1/1	1	6	6.0	0	6
at NEV	1/0	2	16	8.0	0	10
at BYU	1/1	1	7	7.0	0	7

2015	G/GS	Rec	Yds	Avg	TD	LG
SUU	1/1	0	0	0.0	0	0
at Utah	1/1	4	31	7.8	1	15
at Wash	1/1	1	14	14.0	0	14
CSU	1/0	0	0	0.0	0	0
at FS	1/0	0	0	0.0	0	0
BSU	1/0	0	0	0.0	0	0
at SDSU	1/0	0	0	0.0	0	0
WYO	1/0	1	16	16.0	0	1
at AFA	1/0	0	0	0.0	0	0
NEV	1/0	0	0	0.0	0	0
BYU	1/0	0	0	0.0	0	0

DNP: @UNM, vs. AKR

GAME-BY-GAME PUNT RETURNS

2017	Ret	Yds	Avg	TD	LG
at WIS	1	0	0.0	0	0
ISU	1	2	2.0	0	2
at WF	0	0	0.0	0	0
at SJSU	0	0	0.0	0	0
BYU	0	0	0.0	0	0
CSU	0	0	0.0	0	0
WYO	0	0	0.0	0	0
at UNLV	0	0	0.0	0	0
BSU	0	0	0.0	0	0
at UNM	0	0	0.0	0	0
UH	0	0	0.0	0	0
at AFA	0	0	0.0	0	0

2016	Ret	Yds	Avg	TD	LG
SUU	2	35	17.5	0	35
at Utah	3	19	6.3	0	14
at Wash	0	0	0.0	0	0
CSU	0	0	0.0	0	0
at FS	0	0	0.0	0	0
BSU	0	0	0.0	0	0
at SDSU	1	3	3.0	0	3
WYO	0	0	0.0	0	0
at UNM	0	0	0.0	0	0
at AFA	0	0	0.0	0	0
NEV	0	0	0.0	0	0
BYU	0	0	0.0	0	0

**DJ NELSON**

QB • 5-9 • 200 • JR-2L

Logan, Utah

(Logan HS)

18

CAREER STATS - PASSING

Year	G/GS	Att	Cmp	Int	Pct	Yds	TD	LG	EFF
2015	0/0	0	0	0	0.0	0	0	0	0.0
2016	1/0	1	1	0	1.000	12	0	12	200.8
2017	1/0	0	0	0	0.0	0	0	0	0.0
TOTAL	2/0	1	1	0	1.000	12	0	12	200.8

CAREER HIGHS - PASSING

Attempts: 1, vs. Air Force (9/24/16)

Completions: 1, vs. Air Force (9/24/16)

Passing Yards: 12, vs. Air Force (9/24/16)

Long Pass: 12, vs. Air Force (9/24/16)

CAREER STATS - RUSHING

Year	Rush	Yds	Avg	TD	Long
2015	2	6	3.0	0	13
2016	0	0	0.0	0	0
2017	2	1	0.5	1	4
TOTAL	4	7	1.8	1	13

CAREER HIGHS - RUSHING

Rushes: 1, three times

Rushing Yards: 13, vs. BYU (11/28/15)

Rushing TDs: 1, vs. Wyoming (10/14/17)

Long Rush: 13, vs. BYU (11/28/15)

CAREER STATS - TOTAL OFFENSE

Year	Rush	Pass	Total	Avg/G
2015	6	0	6	0.5
2016	0	12	12	12.0
2017	1	0	1	2.7
TOTAL	7	12	19	1.9

GAME-BY-GAME PASSING

2016	G/GS	Cmp	Att	Pct	Yds	TD	INT	LG
WSU	0/0	0	0	0.0	0	0	0	0
at USC	0/0	0	0	0.0	0	0	0	0
ASU	0/0	0	0	0.0	0	0	0	0
AFA	1/0	1	1	1.000	12	0	0	12
at BSU	0/0	0	0	0.0	0	0	0	0
at CSU	0/0	0	0	0.0	0	0	0	0
FS	0/0	0	0	0.0	0	0	0	0
SDSU	0/0	0	0	0.0	0	0	0	0
at WYO	0/0	0	0	0.0	0	0	0	0
UNM	0/0	0	0	0.0	0	0	0	0
at NEV	0/0	0	0	0.0	0	0	0	0
at BYU	0/0	0	0	0.0	0	0	0	0

GAME-BY-GAME RUSHING

2016	Att	Yds	Avg	TD	LG
at WIS	0	0	0.0	0	0
ISU	1	-3	-3.0	0	0
at WF	0	0	0.0	0	0
at SJSU	0	0	0.0	0	0
BYU	0	0	0.0	0	0
CSU	1	4	4.0	1	4
WYO	0	0	0.0	0	0
at UNLV	0	0	0.0	0	0
BSU	0	0	0.0	0	0
at UNM	0	0	0.0	0	0
UH	0	0	0.0	0	0
at AFA	0	0	0.0	0	0

2016	Att	Yds	Avg	TD	LG
WSU	0	0	0.0	0	0
at USC	0	0	0.0	0	0
ASU	0	0	0.0	0	0
AFA	0	0	0.0	0	0
at BSU	0	0	0.0	0	0
at CSU	0	0	0.0	0	0
FS	0	0	0.0	0	0
SDSU	0	0	0.0	0	0

at WYO	0	0	0.0	0	0
UNM	0	0	0.0	0	0
at NEV	0	0	0.0	0	0
at BYU	0	0	0.0	0	0

2015	Att	Yds	Avg	TD	LG
SUU	0	0	0.0	0	0
at Utah	0	0	0.0	0	0
at Wash	0	0	0.0	0	0
CSU	0	0	0.0	0	0
at FS	0	0	0.0	0	0
BSU	0	0	0.0	0	0
at SDSU	0	0	0.0	0	0
WYO	0	0	0.0	0	0
at UNM	0	0	0.0	0	0
at AFA	0	0	0.0	0	0
NEV	0	0	0.0	0	0
BYU	1	13	13.0	0	13
vs. AKR	1	-7	-7.0	0	0

**IAN TOGIAI**

DE • 6-2 • 280 • SR-3L

West Valley City, Utah

(Hunter HS)

19

CAREER STATS - DEFENSE

Year	G/GS	UA-AT-TT	TFL	Sack	INT	PB	FF	FR
2014	13/0	1-0-1	0-0-0	0-0-0	0-0	0	0	0
2015	13/4	3-9-12	0-5-0	0-0-0	0-0	0	0	0
2016	12/5	11-27-38	3-0-6	2-0-4	0-0	0	0	0
2017	6/5	10-8-18	3-0-14	1-0-9	0-0	0	1	0
TOTAL	44/14	25-44-69	6-5-20	3-0-13	0-0	0	1	0

CAREER HIGHS - DEFENSE

Tackles: 7, vs. Fresno St. (10/22/16)

TFL: 1.0, four times

Sacks: 1.0, three times

FF: 1, vs. BYU (9/29/17)

QBH: 1, three times

GAME-BY-GAME DEFENSE

2017	G/GS	U-A-T	TFL	Sack	INT	PB	QH	F/R
at WIS	1/1	1-1-2	0-0-0	0-0-0	0	0	0	0/0
ISU	1/0	0-3-3	0-0-0	0-0-0	0	0	0	0/0
at WF	1/1	2-0-2	1-0-9	1-0-9	0	0	0	0/0
at SJSU	1/1	0-2-2	0-0-0	0-0-0	0	0	0	0/0
BYU	1/1	3-2-5	1-0-0	0-0-0	0	0	0	1/0
CSU	0/0	0-0-0	0-0-0	0-0-0	0	0	0	0/0
WYO	0/0	0-0-0	0-0-0	0-0-0	0	0	0	0/0
at UNLV	0/0	0-0-0	0-0-0	0-0-0	0	0	0	0/0
BSU	0/0	0-0-0	0-0-0	0-0-0	0	0	0	0/0
at UNM	0/0	0-0-0	0-0-0	0-0-0	0	0	0	0/0
UH	0/0	0-0-0	0-0-0	0-0-0	0	0	0	0/0
at AFA	0/0	0-0-0	0-0-0	0-0-0	0	0	0	0/0

2016	G/GS	U-A-T	TFL	Sack	INT	PB	QH	F/R
WSU	1/1	0-6-6	0-5-0	0-0-0	0	0	0	0/0
at USC	1/1	0-3-3	0-0-0	0-0-0	0	0	0	0/0
ASU	1/1	0-3-3	0-0-0	0-0-0	0	0	1	0/0
AFA	1/1	0-4-4	0-5-2	0-0-0	0	0	1	0/0
at BSU	1/1	0-1-1	0-0-0	0-0-0	0	0	0	0/0
at CSU	1/0	1-0-1	0-0-0	0-0-0	0	0	0	0/0
FS	1/0	1-6-7	0-0-0	0-0-0	0	0	0	0/0
SDSU	1/0	1-0-1	1-0-3	1-0-3	0	0	0	0/0
at WYO	1/0	1-1-2	0-0-0	0-0-0	0	0	0	0/0
UNM	1/0	0-3-3	0-0-0	0-0-0	0	0	0	0/0
at NEV	1/0	2-0-2	0-0-0	0-0-0	0	0	0	0/0
at BYU	1/0	5-0-5	1-0-1	1-0-1	0	0	0	0/0

2015	G/GS	U-A-T	TFL	Sack	INT	PB	QH	F/R
SUU	1/0	0-1-1	0-0-0	0-0-0	0	0	0	0/0
at Utah	1/0	0-0-0	0-0-0	0-0-0	0	0	0	0/0
at Wash	1/0	0-0-0	0-0-0	0-0-0	0	0	0	0/0
CSU	1/0	0-2-2	0-0-0	0-0-0	0	0	0	0/0
at FS	1/1	0-0-0	0-0-0	0-0-0	0	0	0	0/0
BSU	1/0	0-0-0	0-0-0	0-0-0	0	0	0	0/0



2017 UTAH STATE FOOTBALL PLAYER PROFILES

at SDSU	1/1	1-1-2	0.0-0	0.0-0	0	0	0	0/0
WYO	1/0	0-2-2	0.5-0	0.0-0	0	0	1	0/0
at UNM	1/0	1-0-1	0.0-0	0.0-0	0	0	0	0/0
at AFA	1/0	1-1-2	0.0-0	0.0-0	0	0	0	0/0
NEV	1/0	0-2-2	0.0-0	0.0-0	0	0	0	0/0
BYU	1/1	0-0-0	0.0-0	0.0-0	0	0	0	0/0
vs. AKR	1/1	0-0-0	0.0-0	0.0-0	0	0	0	0/0

2014	G/GS	U-A-T	TFL	Sack	INT	PD	QH	F/R
at Tenn	1/0	0-0-0	0.0-0	0.0-0	0	0	0	0/0
ISU	1/0	0-0-0	0.0-0	0.0-0	0	0	0	0/0
WF	1/0	0-0-0	0.0-0	0.0-0	0	0	0	0/0
at ASU	1/0	0-0-0	0.0-0	0.0-0	0	0	0	0/0
at BYU	1/0	0-0-0	0.0-0	0.0-0	0	0	0	0/0
AFA	1/0	0-0-0	0.0-0	0.0-0	0	0	0	0/0
at CSU	1/0	0-0-0	0.0-0	0.0-0	0	0	0	0/0
UNLV	1/0	0-0-0	0.0-0	0.0-0	0	0	0	0/0
at UH	1/0	1-0-1	0.0-0	0.0-0	0	0	0	0/0
at WYO	1/0	0-0-0	0.0-0	0.0-0	0	0	0	0/0
UNM	1/0	0-0-0	0.0-0	0.0-0	0	0	0	0/0
SJSU	1/0	0-0-0	0.0-0	0.0-0	0	0	0	0/0
vs. UTEP	1/0	0-0-0	0.0-0	0.0-0	0	0	0	0/0

DNP: @BSU



TRE MILLER
RB • 6-1 • 215 • FR-HS
St. George, Utah
(Dixie HS)

20

CAREER STATS - RUSHING

Year	G/GS	Rush	Yds	Avg	TD	Long
2017	3/0	20	93	4.7	0	18

CAREER HIGHS - RUSHING

Rushes: 11, at UNLV (10/21/17)
Yards: 48, at UNLV (10/21/17)
Long Rush: 18, vs. Boise State (10/28/17)

CAREER STATS - RECEIVING

Year	Rec	Yds	Avg	TD	Long
2017	1	8	8.0	0	8

CAREER HIGHS - RECEIVING

Receptions: 1, vs. Wyoming (10/14/17)
Receiving Yards: 8, vs. Wyoming (10/14/17)
Long Catch: 8, vs. Wyoming (10/14/17)

GAME-BY-GAME RUSHING

2017	G/GS	Aff	Yds	Avg	TD	LG
at WIS	0/0	0	0	0.0	0	0
ISU	0/0	0	0	0.0	0	0
at WF	0/0	0	0	0.0	0	0
at SJSU	0/0	0	0	0.0	0	0
BYU	0/0	0	0	0.0	0	0
CSU	0/0	0	0	0.0	0	0
WYO	1/0	2	5	2.5	0	4
at UNLV	1/0	11	48	4.4	0	12
BSU	1/0	7	40	5.7	0	18
at UNM	0/0	0	0	0.0	0	0
UH	0/0	0	0	0.0	0	0
at AFA	0/0	0	0	0.0	0	0

GAME-BY-GAME RECEIVING

2017	Rec	Yds	Avg	TD	LG
at WIS	0	0	0.0	0	0
ISU	0	0	0.0	0	0
at WF	0	0	0.0	0	0
at SJSU	0	0	0.0	0	0
BYU	0	0	0.0	0	0
CSU	0	0	0.0	0	0
WYO	1	8	8.0	0	8
at UNLV	0	0	0.0	0	0
BSU	0	0	0.0	0	0
at UNM	0	0	0.0	0	0
UH	0	0	0.0	0	0
at AFA	0	0	0.0	0	0



PATRICK LEE MIRANDA 20
LB • 5-10 • 220 • SR-1L
Pawtucket, R.I.
(St. Raphael Academy)
(Chabot JC)

CAREER STATS - DEFENSE

Year	G/GS	UA-AT-T	TFL	Sack	INT	PB	FF	F/R
2016	8/0	3-4-7	0.0-0	0.0-0	0-0	0	0	0
2017	1/0	0-2-2	0.0-0	0.0-0	0-0	0	0	0
TOTAL	9/0	3-6-9	0.0-0	0.0-0	0-0	0	0	0

CAREER HIGHS - DEFENSE

Tackles: 2, three times

GAME-BY-GAME DEFENSE

2017	G/GS	U-A-T	TFL	Sack	INT	PB	QH	F/R
at WIS	0/0	0-0-0	0.0-0	0.0-0	0	0	0	0/0
ISU	1/0	0-2-2	0.0-0	0.0-0	0	0	0	0/0
at WF	0/0	0-0-0	0.0-0	0.0-0	0	0	0	0/0
at SJSU	0/0	0-0-0	0.0-0	0.0-0	0	0	0	0/0
BYU	0/0	0-0-0	0.0-0	0.0-0	0	0	0	0/0
CSU	0/0	0-0-0	0.0-0	0.0-0	0	0	0	0/0
WYO	0/0	0-0-0	0.0-0	0.0-0	0	0	0	0/0
at UNLV	0/0	0-0-0	0.0-0	0.0-0	0	0	0	0/0
BSU	0/0	0-0-0	0.0-0	0.0-0	0	0	0	0/0
at UNM	0/0	0-0-0	0.0-0	0.0-0	0	0	0	0/0
UH	0/0	0-0-0	0.0-0	0.0-0	0	0	0	0/0
at AFA	0/0	0-0-0	0.0-0	0.0-0	0	0	0	0/0

2016	G/GS	U-A-T	TFL	Sack	INT	PD	QH	F/R
WSU	1/0	0-2-2	0.0-0	0.0-0	0	0	0	0/0
at USC	0/0	0-0-0	0.0-0	0.0-0	0	0	0	0/0
ASU	1/0	0-0-0	0.0-0	0.0-0	0	0	0	0/0
AFA	0/0	0-0-0	0.0-0	0.0-0	0	0	0	0/0
at BSU	1/0	1-1-2	0.0-0	0.0-0	0	0	0	0/0
at CSU	1/0	0-0-0	0.0-0	0.0-0	0	0	0	0/0
FS	1/0	1-1-2	0.0-0	0.0-0	0	0	0	0/0
SDSU	0/0	0-0-0	0.0-0	0.0-0	0	0	0	0/0
at WYO	1/0	0-0-0	0.0-0	0.0-0	0	0	0	0/0
UNM	0/0	0-0-0	0.0-0	0.0-0	0	0	0	0/0
at NEV	1/0	1-0-1	0.0-0	0.0-0	0	0	0	0/0
at BYU	1/0	0-0-0	0.0-0	0.0-0	0	0	0	0/0



LAJUAN HUNT 21
RB • 5-8 • 195 • SR-3L
Fort Lauderdale, Fla.
(University HS)

21

CAREER STATS - RUSHING

Year	G/GS	Rush	Yds	Avg	TD	Long
2014	14/4	111	540	4.9	1	55
2015	13/7	106	338	3.2	5	33
2016	11/1	42	140	3.3	1	14
2017	9/8	111	435	3.9	6	30
TOTAL	47/20	370	1,453	3.9	13	55

CAREER HIGHS - RUSHING

Rushes: 34, at Hawai'i (11/1/14)
Yards: 145, at Hawai'i (11/1/14)
Long Rush: 55, at Boise St. (11/29/14)
Rushing TDs: 3, at UNLV (10/21/17)

CAREER STATS - RECEIVING

Year	Rec	Yds	Avg	TD	Long
2014	10	99	9.9	1	44
2015	27	231	8.6	1	63
2016	6	53	8.8	0	18
2017	22	131	6.0	1	38
TOTAL	65	514	7.9	3	63

CAREER HIGHS - RECEIVING

Receptions: 4, four times
Receiving Yards: 67, at New Mexico (11/7/15)
Long Catch: 63, at New Mexico (11/7/15)
Receiving TDs: 1, three times

CAREER STATS - KICKOFF RETURNS

Year	Ret	Yds	Avg	TD	LG
2014	2	41	20.5	0	24
2015	4	82	20.5	0	33
2016	4	69	17.3	0	29
2017	1	24	24.0	0	24
TOTAL	11	216	19.6	0	33

CAREER HIGHS - KICKOFF RETURNS

Returns: 2, three times
Yards: 55, vs. Akron (12/22/15)
Long Return: 33, vs. Akron (12/22/15)

GAME-BY-GAME RUSHING

2017	G/GS	Aff	Yds	Avg	TD	LG
at WIS	1/1	7	27	3.9	1	12
ISU	1/1	10	51	5.1	0	18
at WF	1/1	10	5	0.5	0	3
at SJSU	1/0	10	63	6.3	1	29
BYU	1/1	18	65	3.6	0	11
CSU	1/1	8	19	2.4	0	8
WYO	1/1	18	73	4.1	0	14
at UNLV	1/1	16	101	6.3	3	30
BSU	1/1	14	31	2.2	1	6
at UNM	0/0	0	0	0.0	0	0
UH	0/0	0	0	0.0	0	0
at AFA	0/0	0	0	0.0	0	0

2016	G/GS	Aff	Yds	Avg	TD	LNG
WSU	1/0	2	12	6.0	1	9
at USC	1/0	1	2	2.0	0	2
ASU	1/0	10	20	2.0	0	11
AFA	0/0	0	0	0.0	0	0
at BSU	1/0	5	9	1.8	0	3
at CSU	1/1	2	5	2.5	0	4
FS	1/0	4	24	6.0	0	12
SDSU	1/0	1	3	3.0	0	3
at WYO	1/0	1	5	5.0	0	5
UNM	1/0	3	21	7.0	0	14
at NEV	1/0	8	27	3.4	0	14
at BYU	1/0	5	12	2.4	0	8

2015	G/GS	Aff	Yds	Avg	TD	LNG
SUU	1/1	23	80	3.5	0	14
at Utah	1/1	14	37	2.6	0	8
at Wash	1/1	13	40	3.1	0	10
CSU	1/1	13	37	2.9	1	33
at FS	1/1	12	41	3.4	2	15
BSU	1/1	8	18	2.3	1	7
at SDSU	1/0	6	16	2.7	0	6
WYO	1/0	2	5	2.5	0	3
at UNM	1/0	2	6	3.0	0	4
at AFA	1/1	1	1	1.0	0	1
NEV	1/0	0	0	0.0	0	0
BYU	1/0	8	50	6.3	1	17
vs. AKR	1/0	4	7	1.8	0	3

2014	G/GS	Aff	Yds	Avg	TD	LG
at Tenn	1/0	4	17	4.3	0	8
ISU	1/0	7	28	4.0	0	10
WF	1/0	6	10	1.7	0	6
at ASU	1/0	11	48	4.4	0	16
at BYU	1/0	3	8	2.7	0	4
AFA	1/0	2	7	3.5	0	4
at CSU	1/0	2	26	13.0	0	22
UNLV	1/1	7	14	2.0	0	5
at UH	1/0	34	145	4.3	0	16
at WYO	1/1	11	65	5.6	0	32
UNM	1/1	8	55	6.9	1	47
SJSU	1/0	8	43	5.4	0	28
at BSU	1/1	4	58	14.5	0	55
vs. UTEP	1/0	4	16	4.0	0	7





GAME-BY-GAME RECEIVING

2017	Rec	Yds	Avg	TD	LG
at WIS	4	14	3.5	0	7
ISU	1	11	11.0	0	11
at WF	2	10	5.0	0	9
at SJSU	0	0	0.0	0	0
BYU	2	7	3.5	0	9
CSU	4	30	7.5	1	22
WYO	4	19	4.8	0	8
at UNLV	2	39	19.5	0	38
BSU	3	1	0.3	0	5
at UNM	0	0	0.0	0	0
UH	0	0	0.0	0	0
at AFA	0	0	0.0	0	0

2016	Rec	Yds	Avg	TD	LG
WSU	0	0	0.0	0	0
at USC	1	2	2.0	0	2
ASU	1	-2	-2.0	0	0
AFA	0	0	0.0	0	0
at BSU	1	7	7.0	0	7
at CSU	1	16	16.0	0	16
FS	0	0	0.0	0	0
SDSU	0	0	0.0	0	0
at WYO	0	0	0.0	0	0
UNM	2	30	15.0	0	18
at NEV	0	0	0.0	0	0
at BYU	0	0	0.0	0	0

2015	Rec	Yds	Avg	TD	LG
SUU	2	0	0.0	0	0
at Utah	3	11	3.7	1	8
at Wash	3	29	9.7	0	16
CSU	2	15	7.5	0	11
at FS	4	14	3.5	0	9
BSU	2	51	25.5	0	51
at SDSU	1	11	11.0	0	11
WYO	0	0	0.0	0	0
at UNM	2	67	33.5	0	63
at AFA	1	19	19.0	0	19
NEV	2	20	10.0	0	12
BYU	2	-12	0.0	0	0
vs. AKR	3	6	2.0	0	6

2014	Rec	Yds	Avg	TD	LG
at Tenn	0	0	0.0	0	0
ISU	1	19	19.0	0	19
WF	0	0	0.0	0	0
at ASU	3	15	5.0	0	7
at BYU	0	0	0.0	0	0
AFA	1	9	9.0	0	9
at CSU	1	7	7.0	0	7
UNLV	1	5	5.0	0	5
at UH	2	44	22.0	1	44
at WYO	1	0	0.0	0	0
UNM	0	0	0.0	0	0
SJSU	0	0	0.0	0	0
at BSU	0	0	0.0	0	0
vs. UTEP	0	0	0.0	0	0

GAME-BY-GAME KICKOFF RETURNS

2017	Ret	Yds	Avg	TD	LG
at WIS	0	0	0.0	0	0
ISU	0	0	0.0	0	0
at WF	0	0	0.0	0	0
at SJSU	0	0	0.0	0	0
BYU	1	24	24.0	0	24
CSU	0	0	0.0	0	0
WYO	0	0	0.0	0	0
at UNLV	0	0	0.0	0	0
BSU	0	0	0.0	0	0
at UNM	0	0	0.0	0	0
UH	0	0	0.0	0	0
at AFA	0	0	0.0	0	0

2016	Ret	Yds	Avg	TD	LG
WSU	1	29	29.0	0	29
at USC	0	0	0.0	0	0
ASU	0	0	0.0	0	0
AFA	0	0	0.0	0	0
at BSU	0	0	0.0	0	0
at CSU	0	0	0.0	0	0
FS	1	9	9.0	0	9
SDSU	2	31	15.5	0	16
at WYO	0	0	0.0	0	0
UNM	0	0	0.0	0	0
at NEV	0	0	0.0	0	0
at BYU	0	0	0.0	0	0

2015	Ret	Yds	Avg	TD	LG
SUU	0	0	0.0	0	0
at Utah	1	13	13.0	0	13
at Wash	0	0	0.0	0	0
CSU	0	0	0.0	0	0
at FS	0	0	0.0	0	0
BSU	0	0	0.0	0	0
at SDSU	0	0	0.0	0	0
WYO	0	0	0.0	0	0
at UNM	0	0	0.0	0	0
at AFA	0	0	0.0	0	0
NEV	0	0	0.0	0	0
BYU	1	14	14.0	0	14
vs. AKR	2	55	27.5	0	33

2014	Ret	Yds	Avg	TD	LG
at Tenn	0	0	0.0	0	0
ISU	0	0	0.0	0	0
WF	0	0	0.0	0	0
at ASU	0	0	0.0	0	0
at BYU	0	0	0.0	0	0
AFA	0	0	0.0	0	0
at CSU	0	0	0.0	0	0
UNLV	2	41	20.5	0	24
at UH	0	0	0.0	0	0
at WYO	0	0	0.0	0	0
UNM	0	0	0.0	0	0
SJSU	0	0	0.0	0	0
at BSU	0	0	0.0	0	0
vs. UTEP	0	0	0.0	0	0



ELTORO ALLEN
RB • 5-9 • 180 • JR-JC
Elk Grove, Calif.
(Elk Grove HS)
(Riverside CC)

22

CAREER STATS - RUSHING

Year	G/GS	Rush	Yds	Avg	TD	Long
2017	9/1	68	284	4.2	1	17

CAREER HIGHS - RUSHING

Rushes: 19, vs. Idaho State (9/7/17)
Yards: 103, vs. Idaho State (9/7/17)
Rushing TDs: 1, vs. Idaho State (9/7/17)
Long Rush: 17, at San José State (9/23/17)

CAREER STATS - RECEIVING

Year	Rec	Yds	Avg	TD	Long
2017	8	61	7.6	0	17

CAREER HIGHS - RECEIVING

Receptions: 5, vs. Colorado State (10/7/17)
Receiving Yards: 45, vs. Colorado State (10/7/17)
Long Catch: 17, vs. Colorado State (10/7/17)

GAME-BY-GAME RUSHING

2017	G/GS	Att	Yds	Avg	TD	LG
at WIS	1/0	2	-3	-1.5	0	1
ISU	1/0	19	103	5.4	1	15
at WF	1/0	13	20	1.5	0	8
at SJSU	1/1	18	89	4.9	0	17
BYU	1/0	6	10	1.7	0	4
CSU	1/0	4	18	4.5	0	11

WYO	1/0	1	15	15.0	0	15
at UNLV	1/0	4	26	6.5	0	14
BSU	1/0	1	6	6.0	0	6
at UNM	0/0	0	0	0.0	0	0
UH	0/0	0	0	0.0	0	0
at AFA	0/0	0	0	0.0	0	0

GAME-BY-GAME RECEIVING

2017	Rec	Yds	Avg	TD	LG
at WIS	1	11	11.0	0	11
ISU	1	2	2.0	0	2
at WF	0	0	0.0	0	0
at SJSU	0	0	0.0	0	0
BYU	0	0	0.0	0	0
CSU	5	45	9.0	0	17
WYO	0	0	0.0	0	0
at UNLV	0	0	0.0	0	0
BSU	1	3	3.0	0	3
at UNM	0	0	0.0	0	0
UH	0	0	0.0	0	0
at AFA	0	0	0.0	0	0



GAJE FERGUSON
BS • 6-0 • 210 • JR-1L
Mendon, Utah
(Mountain Crest HS)
(Snow College)

23

CAREER STATS - DEFENSE

Year	G/GS	UA-AT-TT	TFL	Sack	INT	PB	FF	FR
2016	8/4	22-18-40	2.0-3	0.0-0	0-0	1	0	0
2017	9/8	23-41-64	1.0-2	0.0-0	0-0	1	0	0
TOTAL	17/12	45-59-104	3.0-5	0.0-0	0-0	2	0	0

CAREER HIGHS - DEFENSE

Tackles: 13, vs. Colorado State (10/7/17)
TFL: 1.0, twice
PBU: 1, two times

GAME-BY-GAME DEFENSE

2017	G/GS	U-A-T	TFL	Sack	INT	PB	QH	F/R
at WIS	1/1	4-2-6	0.0-0	0.0-0	0	0	0	0/0
ISU	1/0	1-2-3	0.0-0	0.0-0	0	0	0	0/0
at WF	1/1	5-5-10	0.5-2	0.0-0	0	0	0	0/0
at SJSU	1/1	0-4-4	0.0-0	0.0-0	0	0	0	0/0
BYU	1/1	2-7-9	0.0-0	0.0-0	0	0	0	0/0
CSU	1/1	4-9-13	0.0-0	0.0-0	0	0	0	0/0
WYO	1/1	3-4-7	0.0-0	0.0-0	0	0	0	0/0
at UNLV	1/1	2-3-5	0.0-0	0.0-0	0	1	0	0/0
BSU	1/1	2-5-7	0.5-0	0.0-0	0	0	0	0/0
at UNM	0/0	0-0-0	0.0-0	0.0-0	0	0	0	0/0
UH	0/0	0-0-0	0.0-0	0.0-0	0	0	0	0/0
at AFA	0/0	0-0-0	0.0-0	0.0-0	0	0	0	0/0

2016	G/GS	U-A-T	TFL	Sack	INT	PD	QH	F/R
WSU	1/0	0-3-3	0.0-0	0.0-0	0	0	0	0/0
at USC	1/0	0-0-0	0.0-0	0.0-0	0	0	0	0/0
ASU	0/0	0-0-0	0.0-0	0.0-0	0	0	0	0/0
AFA	0/0	0-0-0	0.0-0	0.0-0	0	0	0	0/0
at BSU	0/0	0-0-0	0.0-0	0.0-0	0	0	0	0/0
at CSU	0/0	0-0-0	0.0-0	0.0-0	0	0	0	0/0
FS	1/0	0-0-0	0.0-0	0.0-0	0	0	0	0/0
SDSU	1/0	2-3-5	0.0-0	0.0-0	0	0	0	0/0
at WYO	1/1	6-4-10	1.0-2	0.0-0	0	1	0	0/0
UNM	1/1	5-6-11	0.0-0	0.0-0	0	0	0	0/0
at NEV	1/1	2-1-3	1.0-1	0.0-0	0	0	0	0/0
at BYU	1/1	7-1-8	0.0-0	0.0-0	0	0	0	0/0





2017 UTAH STATE FOOTBALL PLAYER PROFILES



DALTON BAKER
LB • 6-4 • 255 • SO-1L
Payson, Utah
(Payson HS)

24

CAREER STATS - DEFENSE

Year	G/GS	UA-AT-TT	TFL	Sack	INT	PB	FF	FR
2016	8/0	0-0-0	0.0-0	0.0-0	0-0	0	0	0
2017	9/4	6-16-22	1.0-3	0.0-0	0-0	0	0	0
TOTAL	17/4	6-16-22	1.0-3	0.0-0	0-0	0	0	0

CAREER HIGHS - DEFENSE

Tackles: 7, vs. Colorado State (10/7/17)

TFLs: 1.0, vs. Wyoming (10/14/17)

QBH: 1, vs. Idaho State (9/7/17)

GAME-BY-GAME DEFENSE

2017	G/GS	U-A-T	TFL	Sack	INT	PB	QH	F/R
at WIS	1/0	1-2-3	0.0-0	0.0-0	0	0	0	0/0
ISU	1/1	0-3-3	0.0-0	0.0-0	0	0	1	0/0
at WF	1/0	1-1-2	0.0-0	0.0-0	0	0	0	0/0
at SJSU	1/0	1-1-2	0.0-0	0.0-0	0	0	0	0/0
BYU	1/0	0-1-1	0.0-0	0.0-0	0	0	0	0/0
CSU	1/0	1-6-7	0.0-0	0.0-0	0	0	0	0/0
WYO	1/1	0-0-0	0.0-0	0.0-0	0	0	0	0/0
at UNLV	1/1	0-0-0	0.0-0	0.0-0	0	0	0	0/0
BSU	1/1	1-0-1	0.0-0	0.0-0	0	0	0	0/0
at UNM	0/0	0-0-0	0.0-0	0.0-0	0	0	0	0/0
UH	0/0	0-0-0	0.0-0	0.0-0	0	0	0	0/0
at AFA	0/0	0-0-0	0.0-0	0.0-0	0	0	0	0/0

2016	G/GS	U-A-T	TFL	Sack	INT	PD	QH	F/R
WSU	1/0	0-0-0	0.0-0	0.0-0	0	0	0	0/0
at USC	1/0	0-0-0	0.0-0	0.0-0	0	0	0	0/0
ASU	1/0	0-0-0	0.0-0	0.0-0	0	0	0	0/0
AFA	1/0	0-0-0	0.0-0	0.0-0	0	0	0	0/0
at BSU	1/0	0-0-0	0.0-0	0.0-0	0	0	0	0/0
at CSU	0/0	0-0-0	0.0-0	0.0-0	0	0	0	0/0
FS	0/0	0-0-0	0.0-0	0.0-0	0	0	0	0/0
SDSU	0/0	0-0-0	0.0-0	0.0-0	0	0	0	0/0
at WYO	0/0	0-0-0	0.0-0	0.0-0	0	0	0	0/0
UNM	1/0	0-0-0	0.0-0	0.0-0	0	0	0	0/0
at NEV	1/0	0-0-0	0.0-0	0.0-0	0	0	0	0/0
at BYU	1/0	0-0-0	0.0-0	0.0-0	0	0	0	0/0



GEROLD BRIGHT
WR • 5-9 • 190 • SO-1L
Pensacola, Fla.
(Escambia HS)

25

CAREER STATS - RUSHING

Year	G/GS	Rush	Yds	Avg	TD	Long
2016	9/0	11	87	7.9	1	41
2017	8/0	1	6	6.0	0	6
TOTAL	17/0	12	93	7.8	1	41

CAREER HIGHS - RUSHING

Rushes: 3, twice

Yards: 40, at Colorado St. (10/8/16)

Rushing TDs: 1, at Colorado St. (10/8/16)

Long Rush: 41, at Colorado St. (10/8/16)

CAREER STATS - RECEIVING

Year	Rec	Yds	Avg	TD	Long
2016	5	56	11.2	0	18
2017	8	169	21.1	2	77
TOTAL	13	225	17.3	2	77

CAREER HIGHS - RECEIVING

Receptions: 3, two times

Receiving Yards: 77, at Wake Forest (9/16/17)

Receiving TD: 1, two times

Long Catch: 77, at Wake Forest (9/16/17)

CAREER STATS - KICKOFF RETURNS

Year	Ret	Yds	Avg	TD	LG
2016	9	183	20.0	0	29
2017	1	21	21.0	0	21
TOTAL	10	204	20.4	0	29

CAREER HIGHS - KICKOFF RETURNS

Returns: 4, vs. San Diego St. (10/28/16)

Yards: 69, vs. San Diego St. (10/28/16)

Long Return: 29, at Colorado St. (10/8/16)

CAREER HIGHS - DEFENSE

Tackles: 1, three times

Fumble Recovery: 1, at Boise St. (10/1/16)

GAME-BY-GAME RECEIVING

2017	G/GS	Rec	Yds	Avg	TD	LG
at WIS	1/0	3	23	7.7	0	13
ISU	1/0	2	18	9.0	0	12
at WF	1/0	1	77	77.0	1	77
at SJSU	1/0	1	43	43.0	1	43
BYU	1/0	1	8	8.0	0	8
CSU	1/0	0	0	0.0	0	0
WYO	0/0	0	0	0.0	0	0
at UNLV	1/0	0	0	0.0	0	0
BSU	1/0	0	0	0.0	0	0
at UNM	0/0	0	0	0.0	0	0
UH	0/0	0	0	0.0	0	0
at AFA	0/0	0	0	0.0	0	0

2016	G/GS	Rec	Yds	Avg	TD	LG
WSU	0/0	0	0	0.0	0	0
at USC	0/0	0	0	0.0	0	0
ASU	1/0	0	0	0.0	0	0
AFA	1/0	0	0	0.0	0	0
at BSU	1/0	0	0	0.0	0	0
at CSU	1/0	0	0	0.0	0	0
FS	0/0	0	0	0.0	0	0
SDSU	1/0	0	0	0.0	0	0
at WYO	1/0	0	0	0.0	0	0
UNM	1/0	2	13	6.5	0	12
at NEV	1/0	3	43	14.3	0	18
at BYU	1/0	0	0	0.0	0	0

GAME-BY-GAME RUSHING

2017	Att	Yds	Avg	TD	LG
at WIS	0	0	0.0	0	0
ISU	0	0	0.0	0	0
at WF	0	0	0.0	0	0
at SJSU	0	0	0.0	0	0
BYU	0	0	0.0	0	0
CSU	0	0	0.0	0	0
WYO	0	0	0.0	0	0
at UNLV	1	6	6.0	0	6
BSU	0	0	0.0	0	0
at UNM	0	0	0.0	0	0
UH	0	0	0.0	0	0
at AFA	0	0	0.0	0	0

2016	Att	Yds	Avg	TD	LNG
WSU	0	0	0.0	0	0
at USC	0	0	0.0	0	0
ASU	3	10	3.3	0	4
AFA	0	0	0.0	0	0
at BSU	0	0	0.0	0	0
at CSU	2	40	20.0	1	41
FS	0	0	0.0	0	0
SDSU	0	0	0.0	0	0
at WYO	1	-2	-2.0	0	0
UNM	2	7	3.5	0	7
at NEV	3	32	10.7	0	17
at BYU	0	0	0.0	0	0

GAME-BY-GAME KICKOFF RETURNS

2017	Ret	Yds	Avg	TD	LG
at WIS	1	21	21.0	0	21
ISU	0	0	0.0	0	0
at WF	0	0	0.0	0	0

at SJSU	0	0	0.0	0	0
BYU	0	0	0.0	0	0
CSU	0	0	0.0	0	0
WYO	0	0	0.0	0	0
at UNLV	0	0	0.0	0	0
BSU	0	0	0.0	0	0
at UNM	0	0	0.0	0	0
UH	0	0	0.0	0	0
at AFA	0	0	0.0	0	0

2016	Ret	Yds	Avg	TD	LG
WSU	0	0	0.0	0	0
at USC	0	0	0.0	0	0
ASU	0	0	0.0	0	0
AFA	1	20	20.0	0	20
at BSU	0	0	0.0	0	0
at CSU	1	29	29.0	0	29
FS	0	0	0.0	0	0
SDSU	4	69	17.3	0	22
at WYO	2	42	21.0	0	22
UNM	0	0	0.0	0	0
at NEV	1	23	23.0	0	23
at BYU	0	0	0.0	0	0



DEANTE FORTENBERRY 27
CB • 5-11 • 195 • JR-JC
Oakland, Calif.
(Pittsburg HS)
(City College of San Francisco)

CAREER STATS - DEFENSE

Year	G/GS	UA-AT-TT	TFL	Sack	INT	PB	FF	FR
2017	8/0	9-6-15	3.0-18	2.0-17	0-0	0	0	1

CAREER HIGHS - DEFENSE

Tackles: 7, vs. Boise State (10/28/17)

TFLs: 3.0, vs. Boise State (10/28/17)

Sacks: 2.0, vs. Boise State (10/28/17)

FR: 1, at UNLV (10/21/17)

GAME-BY-GAME DEFENSE

2017	G/GS	U-A-T	TFL	Sack	INT	PB	QH	F/R
at WIS	1/0	0-0-0	0.0-0	0.0-0	0	0	0	0/0
ISU	1/0	0-2-2	0.0-0	0.0-0	0	0	0	0/0
at WF	1/0	0-0-0	0.0-0	0.0-0	0	0	0	0/0
at SJSU	1/0	0-0-0	0.0-0	0.0-0	0	0	0	0/0
BYU	0/0	0-0-0	0.0-0	0.0-0	0	0	0	0/0
CSU	1/0	1-0-1	0.0-0	0.0-0	0	0	0	0/0
WYO	1/0	0-0-0	0.0-0	0.0-0	0	0	0	0/0
at UNLV	1/0	4-1-5	0.0-0	0.0-0	0	0	0	0/1
BSU	1/0	4-3-7	3.0-18	2.0-17	0	0	0	0/0
at UNM	0/0	0-0-0	0.0-0	0.0-0	0	0	0	0/0
UH	0/0	0-0-0	0.0-0	0.0-0	0	0	0	0/0
at AFA	0/0	0-0-0	0.0-0	0.0-0	0	0	0	0/0



AARON WADE 28
BS • 6-1 • 210 • JR-2L
Lithia, Fla.
(Newsome HS)

CAREER STATS - DEFENSE

Year	G/GS	UA-AT-TT	TFL	Sack	INT	PB	FF	FR
2015	13/0	3-0-3	0.0-0	0.0-0	0-0	0	0	0
2016	11/0	2-5-7	0.0-0	0.0-0	0-0	0	0	0
2017	3/2	4-2-6	0.0-0	0.0-0	0-0	0	0	0
TOTAL	27/2	9-7-16	0.0-0	0.0-0	0-0	0	0	0

CAREER HIGHS - DEFENSE

Tackles: 3, at Wisconsin (9/1/17)

GAME-BY-GAME DEFENSE

2017	G/GS	U-A-T	TFL	Sack	INT	PB	QH	F/R
at WIS	1/1	2-1-3	0.0-0	0.0-0	0	0	0	0/0
ISU	1/1	1-1-2	0.0-0	0.0-0	0	0	0	0/0
at WF	0/0	0-0-0	0.0-0	0.0-0	0	0	0	0/0
at SJSU	0/0	0-0-0	0.0-0	0.0-0	0	0	0	0/0
BYU	0/0	0-0-0	0.0-0	0.0-0	0	0	0	0/0



CSU	0/0	0-0-0	0-0-0	0-0-0	0	0	0	0/0
WYO	0/0	0-0-0	0-0-0	0-0-0	0	0	0	0/0
at UNLV	0/0	0-0-0	0-0-0	0-0-0	0	0	0	0/0
BSU	1/0	1-0-1	0-0-0	0-0-0	0	0	0	0/0
at UNM	0/0	0-0-0	0-0-0	0-0-0	0	0	0	0/0
UH	0/0	0-0-0	0-0-0	0-0-0	0	0	0	0/0
at AFA	0/0	0-0-0	0-0-0	0-0-0	0	0	0	0/0

2016	G/GS	U-A-T	TFL	Sack	INT	PB	QH	F/R
WSU	0/0	0-0-0	0-0-0	0-0-0	0	0	0	0/0
at USC	1/0	0-0-0	0-0-0	0-0-0	0	0	0	0/0
ASU	1/0	0-2-2	0-0-0	0-0-0	0	0	0	0/0
AFA	1/0	0-0-0	0-0-0	0-0-0	0	0	0	0/0
at BSU	1/0	0-0-0	0-0-0	0-0-0	0	0	0	0/0
at CSU	1/0	0-0-0	0-0-0	0-0-0	0	0	0	0/0
FS	1/0	0-0-0	0-0-0	0-0-0	0	0	0	0/0
SDSU	1/0	0-0-0	0-0-0	0-0-0	0	0	0	0/0
at WYO	1/0	1-1-2	0-0-0	0-0-0	0	0	0	0/0
UNM	1/0	1-0-1	0-0-0	0-0-0	0	0	0	0/0
at NEV	1/0	0-2-2	0-0-0	0-0-0	0	0	0	0/0
at BYU	1/0	0-0-0	0-0-0	0-0-0	0	0	0	0/0

2015	G/GS	U-A-T	TFL	Sack	INT	PB	QH	F/R
SUU	1/0	0-0-0	0-0-0	0-0-0	0	0	0	0/0
at Utah	1/0	0-0-0	0-0-0	0-0-0	0	0	0	0/0
at Wash	1/0	0-0-0	0-0-0	0-0-0	0	0	0	0/0
CSU	1/0	0-0-0	0-0-0	0-0-0	0	0	0	0/0
at FS	1/0	2-0-2	0-0-0	0-0-0	0	0	0	0/0
BSU	1/0	0-0-0	0-0-0	0-0-0	0	0	0	0/0
at SDSU	1/0	0-0-0	0-0-0	0-0-0	0	0	0	0/0
WYO	1/0	0-0-0	0-0-0	0-0-0	0	0	0	0/0
at UNM	1/0	0-0-0	0-0-0	0-0-0	0	0	0	0/0
at AFA	1/0	0-0-0	0-0-0	0-0-0	0	0	0	0/0
NEV	1/0	0-0-0	0-0-0	0-0-0	0	0	0	0/0
BYU	1/0	0-0-0	0-0-0	0-0-0	0	0	0	0/0
vs. AKR	1/0	1-0-1	0-0-0	0-0-0	0	0	0	0/0



CHANCE PARKER
S • 6-1 • 200 • SO-SQ
Kaysville, Utah
(Davis HS)

31

CAREER STATS - DEFENSE


Year	G/GS	UA-AT-T	TFL	Sack	INT	PB	FF	FR
2017	7/0	1-2-3	0-0-0	0-0-0	0-0	0	0	0

CAREER HIGHS - DEFENSE

Tackles: 2, vs. Idaho State (9/1/17)

GAME-BY-GAME DEFENSE

2017	G/GS	U-A-T	TFL	Sack	INT	PB	QH	F/R
at WIS	1/0	0-0-0	0-0-0	0-0-0	0	0	0	0/0
ISU	1/0	0-2-2	0-0-0	0-0-0	0	0	0	0/0
at WF	1/0	1-0-1	0-0-0	0-0-0	0	0	0	0/0
at SJSU	1/0	0-0-0	0-0-0	0-0-0	0	0	0	0/0
BYU	1/0	0-0-0	0-0-0	0-0-0	0	0	0	0/0
CSU	1/0	0-0-0	0-0-0	0-0-0	0	0	0	0/0
WYO	1/0	0-0-0	0-0-0	0-0-0	0	0	0	0/0
at UNLV	0/0	0-0-0	0-0-0	0-0-0	0	0	0	0/0
BSU	0/0	0-0-0	0-0-0	0-0-0	0	0	0	0/0
at UNM	0/0	0-0-0	0-0-0	0-0-0	0	0	0	0/0
UH	0/0	0-0-0	0-0-0	0-0-0	0	0	0	0/0
at AFA	0/0	0-0-0	0-0-0	0-0-0	0	0	0	0/0



BRAXTON GUNTHER
S • 5-10 • 185 • R-FR-HS
Woods Cross, Utah
(Woods Cross HS)

32

CAREER STATS - DEFENSE

Year	G/GS	UA-AT-T	TFL	Sack	INT	PB	FF	FR
2017	9/0	1-6-7	0-0-0	0-0-0	0-0	0	0	0

CAREER HIGHS - DEFENSE

Tackles: 3, at San José State (9/23/17)

GAME-BY-GAME DEFENSE

2017	G/GS	U-A-T	TFL	Sack	INT	PB	QH	F/R
at WIS	1/0	0-0-0	0-0-0	0-0-0	0	0	0	0/0
ISU	1/0	0-1-1	0-0-0	0-0-0	0	0	0	0/0
at WF	1/0	0-1-1	0-0-0	0-0-0	0	0	0	0/0
at SJSU	1/0	0-3-3	0-0-0	0-0-0	0	0	0	0/0
BYU	1/0	0-1-1	0-0-0	0-0-0	0	0	0	0/0
CSU	1/0	0-0-0	0-0-0	0-0-0	0	0	0	0/0
WYO	1/0	0-0-0	0-0-0	0-0-0	0	0	0	0/0
at UNLV	1/0	1-0-1	0-0-0	0-0-0	0	0	0	0/0
BSU	1/0	0-0-0	0-0-0	0-0-0	0	0	0	0/0
at UNM	0/0	0-0-0	0-0-0	0-0-0	0	0	0	0/0
UH	0/0	0-0-0	0-0-0	0-0-0	0	0	0	0/0
at AFA	0/0	0-0-0	0-0-0	0-0-0	0	0	0	0/0



KEVIN MEITZENHEIMER
LB • 5-11 • 225 • R-FR-RS
Moreno Valley, Calif.
(Moreno Valley HS)

33

CAREER STATS - DEFENSE

Year	G/GS	UA-AT-T	TFL	Sack	INT	PB	FF	FR
2017	6/0	0-4-4	0-0-0	0-0-0	0-0	0	0	0

CAREER HIGHS - DEFENSE

Tackles: 3, vs. Boise State (10/28/17)

GAME-BY-GAME DEFENSE

2017	G/GS	U-A-T	TFL	Sack	INT	PB	QH	F/R
at WIS	1/0	0-0-0	0-0-0	0-0-0	0	0	0	0/0
ISU	1/0	0-0-0	0-0-0	0-0-0	0	0	0	0/0
at WF	0/0	0-0-0	0-0-0	0-0-0	0	0	0	0/0
at SJSU	0/0	0-0-0	0-0-0	0-0-0	0	0	0	0/0
BYU	0/0	0-0-0	0-0-0	0-0-0	0	0	0	0/0
CSU	1/0	0-0-0	0-0-0	0-0-0	0	0	0	0/0
WYO	1/0	0-0-0	0-0-0	0-0-0	0	0	0	0/0
at UNLV	1/0	0-1-1	0-0-0	0-0-0	0	0	0	0/0
BSU	1/0	0-3-3	0-0-0	0-0-0	0	0	0	0/0
at UNM	0/0	0-0-0	0-0-0	0-0-0	0	0	0	0/0
UH	0/0	0-0-0	0-0-0	0-0-0	0	0	0	0/0
at AFA	0/0	0-0-0	0-0-0	0-0-0	0	0	0	0/0



JUSTEN HERVEY
RB • 5-10 • 215 • JR-2L
Beaumont, Texas
(Westbrook HS)

34

CAREER STATS - RUSHING

Year	G/GS	Rush	Yds	Avg	TD	Long
2015	8/0	14	47	3.4	1	7
2016	11/1	12	113	9.4	1	80
2017	9/0	25	110	4.4	1	13
TOTAL	28/1	51	270	5.3	3	80

CAREER HIGHS - RUSHING

Rushes: 11, vs. BYU (9/29/17)
Rushing Yards: 84, vs. Weber St. (9/1/16)
Long Rush: 80, vs. Weber St. (9/1/16)
Rushing TDs: 1, three times

CAREER STATS - RECEIVING

Year	Rec	Yds	Avg	TD	Long
2016	1	0	0.0	0	0
2017	1	0	0.0	0	0
TOTAL	2	0	0.0	0	0

CAREER HIGHS - RECEIVING

Receptions: 1, two times
Receiving Yards: 0, two times
Long Catch: 0, two times

CAREER STATS - KICKOFF RETURNS

Year	Ret	Yds	Avg	TD	LG
2015	0	0	0.0	0	0
2016	1	5	5.0	0	5
2017	0	0	0.0	0	0
TOTAL	1	5	5.0	0	5

CAREER HIGHS - KICKOFF RETURNS

Returns: 1, at Boise St. (10/1/16)
Yards: 5, at Boise St. (10/1/16)
Long Return: 5, at Boise St. (10/1/16)

GAME-BY-GAME RUSHING

2017	G/GS	Att	Yds	Avg	TD	LG
at WIS	1/0	2	13	6.0	0	7
ISU	1/0	6	13	2.2	0	8
at WF	1/0	1	1	1.0	0	1
at SJSU	1/0	11	55	5.0	0	10
BYU	1/0	2	9	4.5	0	5
CSU	1/0	0	0	0.0	0	0
WYO	1/0	0	0	0.0	0	0
at UNLV	1/0	3	19	6.3	1	13
BSU	1/0	0	0	0.0	0	0
at UNM	0/0	0	0	0.0	0	0
UH	0/0	0	0	0.0	0	0
at AFA	0/0	0	0	0.0	0	0

2016	G/GS	Att	Yds	Avg	TD	LG
WSU	1/0	3	84	28.0	1	80
at USC	1/0	4	6	1.5	0	7
ASU	1/0	2	2	1.0	0	2
AFA	1/1	1	26	26.0	0	26
at BSU	1/0	0	0	0.0	0	0
at CSU	1/0	0	0	0.0	0	0
FS	1/0	0	0	0.0	0	0
SDSU	1/0	0	0	0.0	0	0
at WYO	1/0	0	0	0.0	0	0
UNM	1/0	0	0	0.0	0	0
at NEV	1/0	2	-5	-2.5	0	2
at BYU	0/0	0	0	0.0	0	0

2015	G/GS	Att	Yds	Avg	TD	LG
at Utah	1/0	0	0	0.0	0	0
CSU	1/0	0	0	0.0	0	0
at FS	1/0	6	20	3.3	1	5
BSU	1/0	0	0	0.0	0	0
at SDSU	1/0	4	18	4.5	0	7
WYO	1/0	3	14	4.7	0	7
at UNM	1/0	1	-5	-5.0	0	0
NEV	1/0	0	0	0.0	0	0

DNP: SUU, @Wash, @AFA, BYU, vs. AKR

GAME-BY-GAME RECEIVING

2017	Rec	Yds	Avg	TD	LG
at WIS	0	0	0.0	0	0
ISU	0	0	0.0	0	0
at WF	0	0	0.0	0	0
at SJSU	1	0	0.0	0	0
BYU	0	0	0.0	0	0
CSU	0	0	0.0	0	0
WYO	0	0	0.0	0	0
at UNLV	0	0	0.0	0	0
BSU	0	0	0.0	0	0
at UNM	0	0	0.0	0	0
UH	0	0	0.0	0	0
at AFA	0	0	0.0	0	0

2016	Rec	Yds	Avg	TD	LG
WSU	0	0	0.0	0	0
at USC	0	0	0.0	0	0
ASU	0	0	0.0	0	0
AFA	0	0	0.0	0	0
at BSU	0	0	0.0	0	0
at CSU	1	0	0.0	0	0
FS	0	0	0.0	0	0
SDSU	0	0	0.0	0	0
at WYO	0	0	0.0	0	0
UNM	0	0	0.0	0	0
at NEV	0	0	0.0	0	0
at BYU	0	0	0.0	0	0

GAME-BY-GAME KICKOFF RETURNS



2017 UTAH STATE FOOTBALL PLAYER PROFILES

ISU	0	0	0.0	0	0
at WF	0	0	0.0	0	0
at SJSU	0	0	0.0	0	0
BYU	0	0	0.0	0	0
CSU	0	0	0.0	0	0
WYO	0	0	0.0	0	0
at UNLV	0	0	0.0	0	0
BSU	0	0	0.0	0	0
at UNM	0	0	0.0	0	0
UH	0	0	0.0	0	0
at AFA	0	0	0.0	0	0

2016	Ret	Yds	Avg	TD	LG
WSU	0	0	0.0	0	0
at USC	0	0	0.0	0	0
ASU	0	0	0.0	0	0
AFA	0	0	0.0	0	0
at BSU	1	5	5.0	0	5
at CSU	0	0	0.0	0	0
FS	0	0	0.0	0	0
SDSU	0	0	0.0	0	0
at WYO	0	0	0.0	0	0
UNM	0	0	0.0	0	0
at NEV	0	0	0.0	0	0
at BYU	0	0	0.0	0	0



JA'MARCUS INGRAM
CB • 6-1 • 185 • R-FR-RS
Dallas, Texas
(South Oak Cliff HS)

36

CAREER STATS - DEFENSE

Year	G/GS	UA-AT-TT	TFL	Sack	INT	PB	FF	FR
2017	9/7	16-12-28	0.0-0	0.0-0	0-0	5	0	1

CAREER HIGHS - DEFENSE

Tackles: 6, two times
PBU: 2, vs. BYU (9/29/17)
FR: 1, vs. BYU (9/29/17)

GAME-BY-GAME DEFENSE

2017	G/GS	U-A-T	TFL	Sack	INT	PB	QH	F/R
at WIS	1/0	2-1-3	0.0-0	0.0-0	0	0	0	0/0
ISU	1/1	1-2-3	0.0-0	0.0-0	0	0	0	0/0
at WF	1/1	1-0-1	0.0-0	0.0-0	0	1	0	0/0
at SJSU	1/1	1-0-1	0.0-0	0.0-0	0	1	0	0/0
BYU	1/1	1-1-2	0.0-0	0.0-0	0	2	0	0/1
CSU	1/1	2-3-5	0.0-0	0.0-0	0	0	0	0/0
WYO	1/1	4-2-6	0.0-0	0.0-0	0	1	0	0/0
at UNLV	1/1	0-1-1	0.0-0	0.0-0	0	0	0	0/0
BSU	1/1	4-2-6	0.0-0	0.0-0	0	0	0	0/0
at UNM	0/0	0-0-0	0.0-0	0.0-0	0	0	0	0/0
UH	0/0	0-0-0	0.0-0	0.0-0	0	0	0	0/0
at AFA	0/0	0-0-0	0.0-0	0.0-0	0	0	0	0/0



MASON GAJKOWSKI
LB • 6-1 • 225 • SO-SQ
Sandy, Utah
(Jordan HS)

38

CAREER STATS - DEFENSE

Year	G/GS	UA-AT-TT	TFL	Sack	INT	PB	FF	FR
2017	4/0	0-1-1	0.0-0	0.0-0	0-0	0	0	0

CAREER HIGHS - DEFENSE

Tackles: 1, vs. Idaho State (9/7/17)

GAME-BY-GAME DEFENSE

2017	G/GS	U-A-T	TFL	Sack	INT	PB	QH	F/R
at WIS	0/0	0-0-0	0.0-0	0.0-0	0	0	0	0/0
ISU	1/0	0-1-1	0.0-0	0.0-0	0	0	0	0/0
at WF	1/0	0-0-0	0.0-0	0.0-0	0	0	0	0/0
at SJSU	1/0	0-0-0	0.0-0	0.0-0	0	0	0	0/0
BYU	1/0	0-0-0	0.0-0	0.0-0	0	0	0	0/0
CSU	0/0	0-0-0	0.0-0	0.0-0	0	0	0	0/0
WYO	0/0	0-0-0	0.0-0	0.0-0	0	0	0	0/0
at UNLV	0/0	0-0-0	0.0-0	0.0-0	0	0	0	0/0

BSU	0/0	0-0-0	0.0-0	0.0-0	0	0	0	0/0
at UNM	0/0	0-0-0	0.0-0	0.0-0	0	0	0	0/0
UH	0/0	0-0-0	0.0-0	0.0-0	0	0	0	0/0
at AFA	0/0	0-0-0	0.0-0	0.0-0	0	0	0	0/0



MAIKA MAGALEI
LB • 6-2 • 220 • FR-HS
Lakewood, Wash.
(Lakes HS)

39

CAREER STATS - DEFENSE

Year	G/GS	UA-AT-TT	TFL	Sack	INT	PB	FF	FR
2017	9/3	7-4-11	2.0-12	2.0-12	0-0	0	0	1

CAREER HIGHS - DEFENSE

Tackles: 3, vs. Idaho State (9/7/17)
TFLs: 1.0, two times
Sacks: 1.0, two times
FR: 1, at San José State (9/23/17)
TD: 1, at San José State (9/23/17)
QBH: 1, vs. Boise State (10/28/17)

GAME-BY-GAME DEFENSE

2017	G/GS	U-A-T	TFL	Sack	INT	PB	QH	F/R
at WIS	1/0	1-0-1	1.0-11	1.0-11	0	0	0	0/1
ISU	1/0	2-1-3	1.0-1	1.0-1	0	0	0	0/0
at WF	1/0	2-0-2	0.0-0	0.0-0	0	0	0	0/0
at SJSU	1/1	0-0-0	0.0-0	0.0-0	0	0	0	0/1
BYU	1/0	1-0-1	0.0-0	0.0-0	0	0	0	0/0
CSU	1/1	0-1-1	0.0-0	0.0-0	0	0	0	0/0
WYO	1/0	0-1-1	0.0-0	0.0-0	0	0	0	0/0
at UNLV	1/0	1-1-2	0.0-0	0.0-0	0	0	0	0/0
BSU	1/0	0-0-0	0.0-0	0.0-0	0	0	1	0/0
at UNM	0/0	0-0-0	0.0-0	0.0-0	0	0	0	0/0
UH	0/0	0-0-0	0.0-0	0.0-0	0	0	0	0/0
at AFA	0/0	0-0-0	0.0-0	0.0-0	0	0	0	0/0



CONNOR MCGUIRE
WR • 5-11 • 185 • SR-SQ
Roy, Utah
(Roy HS)
(Snow College)

39

CAREER STATS - RECEIVING

Year	G/GS	Rec	Yds	Avg	TD	Long
2017	3/0	0	0	0.0	0	0

GAME-BY-GAME RECEIVING

2017	G/GS	Rec	Yds	Avg	TD	LG
at WIS	0/0	0	0	0.0	0	0
ISU	1/0	0	0	0.0	0	0
at WF	0/0	0	0	0.0	0	0
at SJSU	0/0	0	0	0.0	0	0
BYU	1/0	0	0	0.0	0	0
CSU	0/0	0	0	0.0	0	0
WYO	0/0	0	0	0.0	0	0
at UNLV	1/0	0	0	0.0	0	0
BSU	0/0	0	0	0.0	0	0
at UNM	0/0	0	0	0.0	0	0
UH	0/0	0	0	0.0	0	0
at AFA	0/0	0	0	0.0	0	0



OFA LATU
LB • 6-1 • 220 • JR-JC
Provo, Utah
(Timpview HS)
(Snow College)

40

CAREER STATS - DEFENSE

Year	G/GS	UA-AT-TT	TFL	Sack	INT	PB	FF	FR
2017	8/0	9-11-20	2.5-8	1.0-6	1-3	0	0	0

CAREER HIGHS - DEFENSE

Tackles: 6, two times
TFL: 1.5, at Wake Forest (9/16/17)
Sacks: 1.0, vs. Boise State (10/28/17)
INT: 1, at UNLV (10/21/17)

GAME-BY-GAME DEFENSE

2017	G/GS	U-A-T	TFL	Sack	INT	PB	QH	F/R
at WIS	1/0	2-0-2	0.0-0	0.0-0	0	0	0	0/0
ISU	1/0	2-2-4	0.0-0	0.0-0	0	0	0	0/0
at WF	1/0	4-2-6	1.5-2	0.0-0	0	0	0	0/0
at SJSU	1/0	0-1-1	0.0-0	0.0-0	0	0	0	0/0
BYU	1/0	0-0-0	0.0-0	0.0-0	0	0	0	0/0
CSU	1/0	0-1-1	0.0-0	0.0-0	0	0	0	0/0
WYO	0/0	0-0-0	0.0-0	0.0-0	0	0	0	0/0
at UNLV	1/0	0-0-0	0.0-0	0.0-0	1	0	0	0/0
BSU	1/0	1-5-6	1.0-6	1.0-6	0	0	0	0/0
at UNM	0/0	0-0-0	0.0-0	0.0-0	0	0	0	0/0
UH	0/0	0-0-0	0.0-0	0.0-0	0	0	0	0/0
at AFA	0/0	0-0-0	0.0-0	0.0-0	0	0	0	0/0



SULI TAMAIVENA
LB • 6-0 • 230 • JR-JC
Kirkland, Wash.
(Juanita HS)
(Mt. San Antonio JC)

42

CAREER STATS - DEFENSE

Year	G/GS	UA-AT-TT	TFL	Sack	INT	PB	FF	FR
2017	9/9	31-57-88	5.5-31	3.0-26	0-0	2	0	2

CAREER HIGHS - DEFENSE

Tackles: 14, two times
TFL: 2.0, vs. Wyoming (10/14/17)
Sacks: 2.0, vs. Wyoming (10/14/17)
PBU: 1, two times
FR: 1, two times
QBH: 2, vs. Colorado State (10/7/17)

GAME-BY-GAME DEFENSE

2017	G/GS	U-A-T	TFL	Sack	INT	PB	QH	F/R
at WIS	1/1	4-3-7	0.0-0	0.0-0	0	0	0	0/1
ISU	1/1	2-4-6	0.0-0	0.0-0	0	0	1	0/0
at WF	1/1	5-3-8	0.0-0	0.0-0	0	0	0	0/0
at SJSU	1/1	2-4-6	1.0-2	0.0-0	0	0	0	0/0
BYU	1/1	2-11-13	0.5-1	0.0-0	0	0	0	0/1
CSU	1/1	3-11-14	0.5-1	0.0-0	0	0	2	0/0
WYO	1/1	6-8-14	2.0-19	2.0-19	0	1	0	0/0
at UNLV	1/1	6-4-10	1.0-7	1.0-7	0	0	0	0/0
BSU	1/1	1-9-10	0.5-1	0.0-0	0	0	1	0/0
at UNM	0/0	0-0-0	0.0-0	0.0-0	0	0	0	0/0
UH	0/0	0-0-0	0.0-0	0.0-0	0	0	0	0/0
at AFA	0/0	0-0-0	0.0-0	0.0-0	0	0	0	0/0



LOUY COMPTON
LB • 6-3 • 230 • JR-JC
Waterford, Mich.
(Waterford Mott HS)
(Elsworth CC)

44

CAREER STATS - DEFENSE

Year	G/GS	UA-AT-TT	TFL	Sack	INT	PB	FF	FR
2017	9/0	5-5-10	2.0-4	1.0-2	0-0	0	0	1

CAREER HIGHS - DEFENSE

Tackles: 2, four times
TFLs: 1.0, two times
Sacks: 1.0, at Wisconsin (9/1/17)
FR: 1, at Wisconsin (9/1/17)
QBH: 1, two times
Blocked Kick: 1, two times

GAME-BY-GAME DEFENSE

2017	G/GS	U-A-T	TFL	Sack	INT	PB	QH	F/R
at WIS	1/0	2-0-2	1.0-2	1.0-2	0	0	1	0/1
ISU	1/0	0-2-2	0.0-0	0.0-0	0	0	0	0/0
at WF	1/0	1-1-2	1.0-2	0.0-0	0	0	0	0/0
at SJSU	1/0	0-0-0	0.0-0	0.0-0	0	0	0	0/0
BYU	1/0	1-1-2	0.0-0	0.0-0	0	0	1	0/0
CSU	1/0	0-0-0	0.0-0	0.0-0	0	0	0	0/0
WYO	1/0	0-0-0	0.0-0	0.0-0	0	0	0	0/0
at UNLV	1/0	1-0-1	0.0-0	0.0-0	0	0	0	0/0
BSU	1/0	0-1-1	0.0-0	0.0-0	0	0	0	0/0
at UNM	0/0	0-0-0	0.0-0	0.0-0	0	0	0	0/0



UH 0/0 0-0-0 0.0-0 0.0-0 0 0 0 0/0
at AFA 0/0 0-0-0 0.0-0 0.0-0 0 0 0 0/0



MASON TOBECK
LB • 6-2 • 225 • SO-1L
Puyallup, Wash.
(Cascade Christian HS)

46

CAREER STATS - DEFENSE

Year	G/GS	UA-AT-TT	TFL	Sack	INT	PB	FF	FR
2016	8/1	0-1-1	0.0-0	0.0-0	0-0	0	0	0
2017	9/2	8-13-21	1.0-1	0.0-0	0-0	0	1	0
TOTAL	17/3	8-14-22	1.0-1	0.0-0	0-0	0	1	0

CAREER HIGHS - DEFENSE

Tackles: 6, at Wisconsin (9/1/17)

TFLs: 1.0, at Wisconsin (9/1/17)

FF: 1, vs. BYU (9/29/17)

GAME-BY-GAME DEFENSE

2017	G/GS	U-A-T	TFL	Sack	INT	PB	QH	F/R
at WIS	1/1	4-2-6	1.0-1	0.0-0	0	0	0	0/0
ISU	1/0	1-2-3	0.0-0	0.0-0	0	0	0	0/0
at WF	1/0	0-3-3	0.0-0	0.0-0	0	0	0	0/0
at SJSU	1/0	0-1-1	0.0-0	0.0-0	0	0	0	0/0
BYU	1/0	1-2-3	0.0-0	0.0-0	0	0	0	1/0
CSU	1/0	0-0-0	0.0-0	0.0-0	0	0	0	0/0
WYO	1/0	0-0-0	0.0-0	0.0-0	0	0	0	0/0
at UNLV	1/0	2-3-5	0.0-0	0.0-0	0	0	0	0/0
BSU	1/1	0-0-0	0.0-0	0.0-0	0	0	0	0/0
at UNM	0/0	0-0-0	0.0-0	0.0-0	0	0	0	0/0
UH	0/0	0-0-0	0.0-0	0.0-0	0	0	0	0/0
at AFA	0/0	0-0-0	0.0-0	0.0-0	0	0	0	0/0

2016	G/GS	U-A-T	TFL	Sack	INT	PB	QH	F/R
WSU	0/0	0-0-0	0.0-0	0.0-0	0	0	0	0/0
at USC	0/0	0-0-0	0.0-0	0.0-0	0	0	0	0/0
ASU	0/0	0-0-0	0.0-0	0.0-0	0	0	0	0/0
AFA	1/0	0-0-0	0.0-0	0.0-0	0	0	0	0/0
at BSU	1/0	0-0-0	0.0-0	0.0-0	0	0	0	0/0
at CSU	1/1	0-0-0	0.0-0	0.0-0	0	0	0	0/0
FS	1/0	0-0-0	0.0-0	0.0-0	0	0	0	0/0
SDSU	1/0	0-0-0	0.0-0	0.0-0	0	0	0	0/0
at WYO	1/0	0-0-0	0.0-0	0.0-0	0	0	0	0/0
UNM	0/0	0-0-0	0.0-0	0.0-0	0	0	0	0/0
at NEV	1/0	0-1-1	0.0-0	0.0-0	0	0	0	0/0
at BYU	1/0	0-0-0	0.0-0	0.0-0	0	0	0	0/0



LOGAN LEE
DE • 6-3 • 260 • RS-FR-RS
Rexburg, Idaho
(Madison HS)

47

CAREER STATS - DEFENSE

Year	G/GS	UA-AT-TT	TFL	Sack	INT	PB	FF	FR
2017	4/1	3-9-12	0.5-1	0.0-0	0-0	0	0	0

CAREER HIGHS - DEFENSE

Tackles: 4, two times

TFLs: 0.5, vs. Boise State (10/28/17)

GAME-BY-GAME DEFENSE

2017	G/GS	U-A-T	TFL	Sack	INT	PB	QH	F/R
at WIS	0/0	0-0-0	0.0-0	0.0-0	0	0	0	0/0
ISU	0/0	0-0-0	0.0-0	0.0-0	0	0	0	0/0
at WF	1/0	3-1-4	0.0-0	0.0-0	0	0	0	0/0
at SJSU	1/0	0-2-2	0.0-0	0.0-0	0	0	0	0/0
BYU	0/0	0-0-0	0.0-0	0.0-0	0	0	0	0/0
CSU	0/0	0-0-0	0.0-0	0.0-0	0	0	0	0/0
WYO	0/0	0-0-0	0.0-0	0.0-0	0	0	0	0/0
at UNLV	1/0	0-2-2	0.0-0	0.0-0	0	0	0	0/0
BSU	1/1	0-4-4	0.5-1	0.0-0	0	0	0	0/0
at UNM	0/0	0-0-0	0.0-0	0.0-0	0	0	0	0/0
UH	0/0	0-0-0	0.0-0	0.0-0	0	0	0	0/0
at AFA	0/0	0-0-0	0.0-0	0.0-0	0	0	0	0/0



CHASE CHRISTIANSEN
LB • 6-1 • 230 • JR-1L
Stansbury, Utah
(Stansbury HS)

48

CAREER STATS - DEFENSE

Year	G/GS	UA-AT-TT	TFL	Sack	INT	PB	FF	FR
2015	3/0	0-0-0	0.0-0	0.0-0	0-0	0	0	0
2016	10/2	17-22-39	4.0-10	2.0-3	0-0	0	0	0
2017	8/8	20-28-48	2.0-5	0.0-0	0-0	0	2	0
TOTAL	21/10	37-50-87	6.0-15	2.0-3	0-0	0	2	0

CAREER HIGHS - DEFENSE

Tackles: 10, vs. BYU (9/29/17)

TFLs: 2.0, vs. Arkansas St. (9/16/16)

Sacks: 1.0, twice

FF: 1, two times

QBH: 1, two times

GAME-BY-GAME DEFENSE

2017	G/GS	U-A-T	TFL	Sack	INT	PB	QH	F/R
at WIS	1/1	2-4-6	0.0-0	0.0-0	0	0	0	0/0
ISU	1/1	2-6-8	0.0-0	0.0-0	0	0	0	0/0
at WF	1/1	5-1-6	0.0-0	0.0-0	0	0	0	0/0
at SJSU	1/1	5-3-8	0.0-0	0.0-0	0	0	0	1/0
BYU	1/1	4-6-10	1.0-3	0.0-0	0	0	0	1/0
CSU	1/1	1-5-6	1.0-2	0.0-0	0	0	0	0/0
WYO	1/1	0-3-3	0.0-0	0.0-0	0	0	0	0/0
at UNLV	1/1	1-0-1	0.0-0	0.0-0	0	0	0	0/0
BSU	0/0	0-0-0	0.0-0	0.0-0	0	0	0	0/0
at UNM	0/0	0-0-0	0.0-0	0.0-0	0	0	0	0/0
UH	0/0	0-0-0	0.0-0	0.0-0	0	0	0	0/0
at AFA	0/0	0-0-0	0.0-0	0.0-0	0	0	0	0/0

2016	G/GS	U-A-T	TFL	Sack	INT	PB	QH	F/R
WSU	1/0	2-3-5	0.0-0	0.0-0	0	0	0	0/0
at USC	1/0	0-1-1	0.0-0	0.0-0	0	0	0	0/0
ASU	1/0	2-2-4	2.0-6	1.0-2	0	0	0	0/0
AFA	1/0	0-0-0	0.0-0	0.0-0	0	0	0	0/0
at BSU	1/0	0-0-0	0.0-0	0.0-0	0	0	0	0/0
at CSU	1/0	2-2-4	0.0-0	0.0-0	0	0	0	0/0
FS	1/0	2-7-9	0.0-0	0.0-0	0	0	1	0/0
SDSU	1/1	5-3-8	1.5-4	1.0-1	0	0	0	0/0
at WYO	1/1	4-4-8	0.5-0	0.0-0	0	0	0	0/0
UNM	0/0	0-0-0	0.0-0	0.0-0	0	0	0	0/0
at NEV	0/0	0-0-0	0.0-0	0.0-0	0	0	0	0/0
at BYU	1/0	0-0-0	0.0-0	0.0-0	0	0	0	0/0

2015	G/GS	U-A-T	TFL	Sack	INT	PB	QH	F/R
SUU	1/0	0-0-0	0.0-0	0.0-0	0	0	0	0/0
at Utah	1/0	0-0-0	0.0-0	0.0-0	0	0	0	0/0
at Wash	1/0	0-0-0	0.0-0	0.0-0	0	0	0	0/0

DNP: CSU, @FS, BSU, @SDSU, WYO, @UNM, @AFA, NEV, BYU, vs. AKR



DEREK LARSEN
LB • 6-3 • 240 • JR-2L
Logan, Utah
(Logan HS)

49

CAREER STATS - DEFENSE

Year	G/GS	UA-AT-TT	TFL	Sack	INT	PB	FF	FR
2015	9/0	1-0-1	0.0-0	0.0-0	0-0	0	0	0
2016	12/7	17-26-43	4.0-7	1.5-3	0-0	0	0	0
2017	7/4	7-6-13	1.5-2	0.0-0	0-0	0	0	1
TOTAL	28/11	25-32-57	5.5-9	1.5-3	0-0	0	0	1

CAREER HIGHS - DEFENSE

Tackles: 8, vs. Fresno St. (10/22/16)

TFL: 2.0, at USC (9/10/16)

Sacks: 1.0, at USC (9/10/16)

QBH: 1, at Colorado St. (10/8/16)

FR: 1, vs. BYU (9/29/17)

GAME-BY-GAME DEFENSE

2017	G/GS	U-A-T	TFL	Sack	INT	PB	QH	F/R
at WIS	0/0	0-0-0	0.0-0	0.0-0	0	0	0	0/0
ISU	0/0	0-0-0	0.0-0	0.0-0	0	0	0	0/0
at WF	1/0	2-1-3	0.0-0	0.0-0	0	0	0	0/0
at SJSU	1/0	1-2-3	0.0-0	0.0-0	0	0	0	0/0
BYU	1/1	2-0-2	0.0-0	0.0-0	0	0	0	0/1
CSU	1/0	1-1-2	0.0-0	0.0-0	0	0	0	0/0
WYO	1/1	1-1-2	0.0-0	0.0-0	0	0	0	0/0
at UNLV	1/1	0-1-1	0.0-0	0.0-0	0	0	0	0/0
BSU	1/1	0-0-0	0.0-0	0.0-0	0	0	0	0/0
at UNM	0/0	0-0-0	0.0-0	0.0-0	0	0	0	0/0
UH	0/0	0-0-0	0.0-0	0.0-0	0	0	0	0/0
at AFA	0/0	0-0-0	0.0-0	0.0-0	0	0	0	0/0

2016	G/GS	U-A-T	TFL	Sack	INT	PB	QH	F/R
WSU	1/1	0-3-3	0.0-0	0.0-0	0	0	0	0/0
at USC	1/1	3-4-7	2.0-3	1.0-2	0	0	0	0/0
ASU	1/1	1-2-3	0.5-1	0.5-1	0	0	0	0/0
AFA	1/1	0-5-5	0.0-0	0.0-0	0	0	0	0/0
at BSU	1/1	1-2-3	0.0-0	0.0-0	0	0	0	0/0
at CSU	1/1	1-1-2	0.0-0	0.0-0	0	0	1	0/0
FS	1/1	3-5-8	0.0-0	0.0-0	0	0	0	0/0
SDSU	1/0	1-1-2	0.0-0	0.0-0	0	0	0	0/0
at WYO	1/0	1-0-1	0.0-0	0.0-0	0	0	0	0/0
UNM	1/0	0-0-0	0.0-0	0.0-0	0	0	0	0/0
at NEV	1/0	4-3-7	0.5-0	0.0-0	0	0	0	0/0
at BYU	1/0	2-0-2	0.0-0	0.0-0	0	0	0	0/0

2015	G/GS	U-A-T	TFL	Sack	INT	PB	QH	F/R
at FS	1/0	1-0-1	0.0-0	0.0-0	0	0	0	0/0
BSU	1/0	0-0-0	0.0-0	0.0-0	0	0	0	0/0
at SDSU	1/0	0-0-0	0.0-0	0.0-0	0	0	0	0/0
WYO	1/0	0-0-0	0.0-0	0.0-0	0	0	0	0/0
at UNM	1/0	0-0-0	0.0-0	0.0-0	0	0	0	0/0
at AFA	1/0	0-0-0	0.0-0	0.0-0	0	0	0	0/0
NEV	1/0	0-0-0	0.0-0	0.0-0	0	0	0	0/0
BYU	1/0	0-0-0	0.0-0	0.0-0	0	0	0	0/0
vs. AKR	1/0	0-0-0	0.0-0	0.0-0	0	0	0	0/0

DNP: SUU, @Utah, @Wash, CSU



EMMETT ODEGARD
LS • 6-1 • 220 • SR-1L
Greenwich, Conn.
(Greenwich HS)
(Nassau CC)

50

CAREER STATS - DEFENSE

Year	G/GS	UA-AT-TT	TFL	Sack	INT	PB	FF	FR
2016	12/0	0-0-0	0.0-0	0.0-0	0-0	0	0	0
2017	9/0	0-1-1	0.0-0	0.0-0	0-0	0	0	0
TOTAL	21/0	0-1-1	0.0-0	0.0-0	0-0	0	0	0



2017 UTAH STATE FOOTBALL PLAYER PROFILES

SDSU	1/0	0-0-0	0-0-0	0-0-0	0	0	0	0/0
at WYO	1/0	0-0-0	0-0-0	0-0-0	0	0	0	0/0
UNM	1/0	0-0-0	0-0-0	0-0-0	0	0	0	0/0
at NEV	1/0	0-0-0	0-0-0	0-0-0	0	0	0	0/0
at BYU	1/0	0-0-0	0-0-0	0-0-0	0	0	0	0/0



QUIN FICKLIN
OL • 6-2 • 290 • JR-TR
Mesa, Ariz.
(Red Mountain HS)
(BYU)

51

CAREER STATS - OFFENSIVE LINE

Year	G/GS	Snp	Grd	Tch	Eff.	Ass.	KD
2017	9/9	594	78	70	83	82	39

GAME-BY-GAME - OFFENSIVE LINE

2017	G/GS	Snp	Grd	Tch	Eff.	Ass.	KD
at WIS	1/1	73	77	71	83	78	3
ISU	1/1	72	84	75	87	89	6
at WF	1/1	68	71	62	76	75	5
at SJSU	1/1	83	81	70	87	85	6
BYU	1/1	76	78	72	85	86	3
CSU	1/1	65	71	62	76	75	4
WYO	1/1	80	84	82	85	86	11
at UNLV	1/1	77	71	62	76	75	1
BSU	1/1	68	71	62	76	75	5
at UNM	0/0	0	0	0	0	0	0
UH	0/0	0	0	0	0	0	0
at AFA	0/0	0	0	0	0	0	0



JUSTUS TE'I
LB • 6-3 • 240 • SO-1L
Oceanside, Calif.
(Mission Hills HS)

51

CAREER STATS - DEFENSE

Year	G/GS	UA-AT-TT	TFL	Sack	INT	PB	FF	FR
2016	12/4	6-9-15	2-0-9	1-5-8	0-0	1	0	0
2017	8/1	6-17-23	0-0-0	0-0-0	0-0	0	0	0
TOTAL	20/5	12-26-38	2-0-9	1-5-8	0-0	1	0	0

CAREER HIGHS - DEFENSE

Tackles: 5, two times
TFL: 1.0, vs. Weber St. (9/1/16)
Sacks: 1.0, vs. Weber St. (9/1/16)
PBU: 1, at USC (9/10/16)
QBH: 1, at Colorado St. (10/8/16)

GAME-BY-GAME DEFENSE

2017	G/GS	U-A-T	TFL	Sack	INT	PB	QH	F/R
at WIS	0/0	0-0-0	0-0-0	0-0-0	0	0	0	0/0
ISU	1/0	1-1-2	0-0-0	0-0-0	0	0	0	0/0
at WF	1/1	1-4-5	0-0-0	0-0-0	0	0	0	0/0
at SJSU	1/0	0-2-2	0-0-0	0-0-0	0	0	0	0/0
BYU	1/0	2-2-4	0-0-0	0-0-0	0	0	0	0/0
CSU	1/0	2-3-5	0-0-0	0-0-0	0	0	0	0/0
WYO	1/0	0-0-0	0-0-0	0-0-0	0	0	0	0/0
at UNLV	1/0	0-1-1	0-0-0	0-0-0	0	0	0	0/0
BSU	1/0	0-4-4	0-0-0	0-0-0	0	0	0	0/0
at UNM	0/0	0-0-0	0-0-0	0-0-0	0	0	0	0/0
UH	0/0	0-0-0	0-0-0	0-0-0	0	0	0	0/0
at AFA	0/0	0-0-0	0-0-0	0-0-0	0	0	0	0/0

2016	G/GS	U-A-T	TFL	Sack	INT	PB	QH	F/R
WSU	1/0	2-1-3	1-0-6	1-0-6	0	0	0	0/0
at USC	1/0	1-1-2	0-0-0	0-0-0	0	1	0	0/0
ASU	1/0	0-1-1	0-5-2	0-5-2	0	0	0	0/0
AFA	1/0	0-1-1	0-0-0	0-0-0	0	0	0	0/0
at BSU	1/0	0-0-0	0-0-0	0-0-0	0	0	0	0/0
at CSU	1/0	0-0-0	0-0-0	0-0-0	0	0	1	0/0
FS	1/0	0-0-0	0-0-0	0-0-0	0	0	0	0/0
SDSU	1/0	0-0-0	0-0-0	0-0-0	0	0	0	0/0
at WYO	1/1	0-3-3	0-5-1	0-0-0	0	0	0	0/0
UNM	1/1	0-1-1	0-0-0	0-0-0	0	0	0	0/0
at NEV	1/1	0-1-1	0-0-0	0-0-0	0	0	0	0/0
at BYU	1/1	3-0-3	0-0-0	0-0-0	0	0	0	0/0



SEAN TAYLOR
OL • 6-5 • 305 • R-JR-JC
Vallejo, Calif.
(Valley HS)
(Laney College)

52

CAREER STATS - OFFENSIVE LINE

Year	G/GS	Snp	Grd	Tch	Eff.	Ass.	KD
2017	7/7	337	71	59	78	75	18

GAME-BY-GAME - OFFENSIVE LINE

2017	G/GS	Snp	Grd	Tch	Eff.	Ass.	KD
at WIS	1/1	72	65	58	71	65	2
ISU	1/1	62	80	72	82	85	5
at WF	1/1	58	67	52	79	71	2
at SJSU	1/1	47	72	55	80	80	2
BYU	1/1	23	71	70	76	81	0
CSU	0/0	0	0	0	0	0	0
WYO	0/0	0	0	0	0	0	0
at UNLV	1/1	75	72	55	80	80	7
BSU	1/1	58	67	52	79	71	2
at UNM	0/0	0	0	0	0	0	0
UH	0/0	0	0	0	0	0	0
at AFA	0/0	0	0	0	0	0	0



BRADEN HARRIS
LB • 6-3 • 235 • SO-SQ
Gunnison, Utah
(Gunnison Valley HS)

53

CAREER STATS - DEFENSE

Year	G/GS	UA-AT-TT	TFL	Sack	INT	PB	FF	FR
2017	2/0	0-1-1	0-0-0	0-0-0	0-0	0	0	0

CAREER HIGHS - DEFENSE

Tackles: 1, vs. Boise State (10/28/17)

GAME-BY-GAME DEFENSE

2017	G/GS	U-A-T	TFL	Sack	INT	PB	QH	F/R
at WIS	0/0	0-0-0	0-0-0	0-0-0	0	0	0	0/0
ISU	1/0	0-0-0	0-0-0	0-0-0	0	0	0	0/0
at WF	0/0	0-0-0	0-0-0	0-0-0	0	0	0	0/0
at SJSU	0/0	0-0-0	0-0-0	0-0-0	0	0	0	0/0
BYU	0/0	0-0-0	0-0-0	0-0-0	0	0	0	0/0
CSU	0/0	0-0-0	0-0-0	0-0-0	0	0	0	0/0
WYO	0/0	0-0-0	0-0-0	0-0-0	0	0	0	0/0
at UNLV	0/0	0-0-0	0-0-0	0-0-0	0	0	0	0/0
BSU	1/0	0-1-1	0-0-0	0-0-0	0	0	0	0/0
at UNM	0/0	0-0-0	0-0-0	0-0-0	0	0	0	0/0
UH	0/0	0-0-0	0-0-0	0-0-0	0	0	0	0/0
at AFA	0/0	0-0-0	0-0-0	0-0-0	0	0	0	0/0



NAMI TUITU'U
DL • 6-2 • 290 • FR-HS
Mesa, Ariz.
(Mesa HS)

54

CAREER STATS - DEFENSE

Year	G/GS	UA-AT-TT	TFL	Sack	INT	PB	FF	FR
2017	9/0	1-1-2	0-0-0	0-0-0	0-0	0	0	0

CAREER HIGHS - DEFENSE

Tackles: 2, vs. Wyoming (10/14/17)

GAME-BY-GAME DEFENSE

2017	G/GS	U-A-T	TFL	Sack	INT	PB	QH	F/R
at WIS	1/0	0-0-0	0-0-0	0-0-0	0	0	0	0/0
ISU	1/0	0-0-0	0-0-0	0-0-0	0	0	0	0/0
at WF	1/0	0-0-0	0-0-0	0-0-0	0	0	0	0/0
at SJSU	1/0	0-0-0	0-0-0	0-0-0	0	0	0	0/0
BYU	1/0	0-0-0	0-0-0	0-0-0	0	0	0	0/0
CSU	1/0	0-0-0	0-0-0	0-0-0	0	0	0	0/0
WYO	1/0	1-1-2	0-0-0	0-0-0	0	0	0	0/0
at UNLV	1/0	0-0-0	0-0-0	0-0-0	0	0	0	0/0
BSU	1/0	0-0-0	0-0-0	0-0-0	0	0	0	0/0
at UNM	0/0	0-0-0	0-0-0	0-0-0	0	0	0	0/0

UH	0/0	0-0-0	0-0-0	0-0-0	0	0	0	0/0
at AFA	0/0	0-0-0	0-0-0	0-0-0	0	0	0	0/0



ADEWALE ADEOYE
DE • 6-3 • 270 • JR-1L
St. Louis, Mo.
(Ritenour HS)

55

CAREER STATS - DEFENSE

Year	G/GS	UA-AT-TT	TFL	Sack	INT	PB	FF	FR
2015	0/0	0-0-0	0-0-0	0-0-0	0-0	0	0	0
2016	7/0	0-2-2	0-0-0	0-0-0	0-0	0	0	0
2017	9/6	7-20-27	3-5-7	1-0-4	0-0	0	0	0
TOTAL	16/6	7-22-29	3-5-7	1-0-4	0-0	0	0	0

CAREER HIGHS - DEFENSE

Tackles: 5, at Wake Forest (9/16/17)
TFLs: 1.0, three times
Sacks: 1, vs. Idaho State (9/7/17)

GAME-BY-GAME DEFENSE

2017	G/GS	U-A-T	TFL	Sack	INT	PB	QH	F/R
at WIS	1/0	0-2-2	0-0-0	0-0-0	0	0	0	0/0
ISU	1/1	1-3-4	1-0-4	1-0-4	0	0	0	0/0
at WF	1/1	4-1-5	1-0-1	0-0-0	0	0	0	0/0
at SJSU	1/1	0-2-2	0-0-0	0-0-0	0	0	0	0/0
BYU	1/1	0-3-3	0-5-1	0-0-0	0	0	0	0/0
CSU	1/1	0-1-1	0-0-0	0-0-0	0	0	0	0/0
WYO	1/1	0-2-2	0-0-0	0-0-0	0	0	0	0/0
at UNLV	1/1	1-3-4	0-0-0	0-0-0	0	0	0	0/0
BSU	1/0	1-3-4	1-0-1	0-0-0	0	0	0	0/0
at UNM	0/0	0-0-0	0-0-0	0-0-0	0	0	0	0/0
UH	0/0	0-0-0	0-0-0	0-0-0	0	0	0	0/0
at AFA	0/0	0-0-0	0-0-0	0-0-0	0	0	0	0/0

2016	G/GS	U-A-T	TFL	Sack	INT	PB	QH	F/R
WSU	1/0	0-0-0	0-0-0	0-0-0	0	0	0	0/0
at USC	0/0	0-0-0	0-0-0	0-0-0	0	0	0	0/0
ASU	0/0	0-0-0	0-0-0	0-0-0	0	0	0	0/0
AFA	1/0	0-1-1	0-0-0	0-0-0	0	0	0	0/0
at BSU	0/0	0-0-0	0-0-0	0-0-0	0	0	0	0/0
at CSU	0/0	0-0-0	0-0-0	0-0-0	0	0	0	0/0
FS	0/0	0-0-0	0-0-0	0-0-0	0	0	0	0/0
SDSU	1/0	0-1-1	0-0-0	0-0-0	0	0	0	0/0
at WYO	1/0	0-0-0	0-0-0	0-0-0	0	0	0	0/0
UNM	1/0	0-0-0	0-0-0	0-0-0	0	0	0	0/0
at NEV	1/0	0-0-0	0-0-0	0-0-0	0	0	0	0/0
at BYU	1/0	0-0-0	0-0-0	0-0-0	0	0	0	0/0



ANDREW CHEN
OL • 6-4 • 290 • SR-SQ
Calabasas, Calif.
(Chaminade College Prep)

55

CAREER STATS - OFFENSIVE LINE

Year	G/GS	Snp	Grd	Tch	Eff.	Ass	KD
2015	0/0	0	0	0	0	0	0
2016	1/0	2	83	50	100	100	0
2017	1/0	8	96	100	100	87	1
TOTAL	2/0	10	90	75	100	94	1

2017 UTAH STATE FOOTBALL PLAYER PROFILES



2016	G/GS	SnP	Grd	Tch	Eff.	Assgn.	KD
WSU	1/0	2	83	50	100	100	0
at USC	0/0	0	0	0	0	0	0
ASU	0/0	0	0	0	0	0	0
AFA	0/0	0	0	0	0	0	0
at BSU	0/0	0	0	0	0	0	0
at CSU	0/0	0	0	0	0	0	0
FS	0/0	0	0	0	0	0	0
SDSU	0/0	0	0	0	0	0	0
at WYO	0/0	0	0	0	0	0	0
UNM	0/0	0	0	0	0	0	0
at NEV	0/0	0	0	0	0	0	0
at BYU	0/0	0	0	0	0	0	0



GASETOTO SCHUSTER 56
NG • 6-0 • 295 • JR-2L
 Long Beach, Calif.
 (Long Beach Poly HS)

CAREER STATS - DEFENSE

Year	G/GS	UA-AT-T	TFL	Sack	INT	PB	FF	FR
2015	10/0	1-5-6	0.0-0	0.0-0	0-0	0	0	0
2016	11/0	3-15-18	0.0-0	0.0-0	0-0	0	0	0
2017	9/5	8-8-16	2.0-10	0.0-0	0-0	0	2	0
TOTAL	30/5	12-28-40	2.0-10	0.0-0	0-0	0	2	0

CAREER HIGHS - DEFENSE

Tackles: 6, at Wake Forest (9/16/17)

TFLs: 1.0, two times

FF: 1, two times

QBH: 1, vs. Idaho State (9/7/17)

GAME-BY-GAME DEFENSE

2017	G/GS	U-A-T	TFL	Sack	INT	PB	QH	F/R
at WIS	1/1	2-0-2	0.0-0	0.0-0	0	0	0	0/0
ISU	1/1	0-0-0	0.0-0	0.0-0	0	0	1	0/0
at WF	1/1	4-2-6	0.0-0	0.0-0	0	0	0	1/0
at SJSU	1/1	1-1-2	1.0-4	0.0-0	0	0	0	0/0
BYU	1/0	0-1-1	0.0-0	0.0-0	0	0	0	0/0
CSU	1/1	1-1-2	1.0-6	0.0-0	0	0	0	1/0
WYO	1/0	0-1-1	0.0-0	0.0-0	0	0	0	0/0
at UNLV	1/0	0-1-1	0.0-0	0.0-0	0	0	0	0/0
BSU	1/0	0-1-1	0.0-0	0.0-0	0	0	0	0/0
at UNM	0/0	0-0-0	0.0-0	0.0-0	0	0	0	0/0
UH	0/0	0-0-0	0.0-0	0.0-0	0	0	0	0/0
at AFA	0/0	0-0-0	0.0-0	0.0-0	0	0	0	0/0

2016	G/GS	U-A-T	TFL	Sack	INT	PB	QH	F/R
WSU	1/0	0-3-3	0.0-0	0.0-0	0	0	0	0/0
at USC	1/0	1-1-2	0.0-0	0.0-0	0	0	0	0/0
ASU	1/0	0-0-0	0.0-0	0.0-0	0	0	0	0/0
AFA	1/0	0-3-3	0.0-0	0.0-0	0	0	0	0/0
at BSU	1/0	2-1-3	0.0-0	0.0-0	0	0	0	0/0
at CSU	1/0	0-1-1	0.0-0	0.0-0	0	0	0	0/0
FS	1/0	0-2-2	0.0-0	0.0-0	0	0	0	0/0
SDSU	1/0	0-0-0	0.0-0	0.0-0	0	0	0	0/0
at WYO	1/0	0-2-2	0.0-0	0.0-0	0	0	0	0/0
UNM	1/0	0-1-1	0.0-0	0.0-0	0	0	0	0/0
at NEV	0/0	0-0-0	0.0-0	0.0-0	0	0	0	0/0
at BYU	1/0	0-1-1	0.0-0	0.0-0	0	0	0	0/0

2015	G/GS	U-A-T	TFL	Sack	INT	PB	QH	F/R
SUU	1/0	0-0-0	0.0-0	0.0-0	0	0	0	0/0
at Utah	1/0	0-1-1	0.0-0	0.0-0	0	0	0	0/0
at Wash	1/0	1-2-3	0.0-0	0.0-0	0	0	0	0/0
CSU	1/0	0-1-1	0.0-0	0.0-0	0	0	0	0/0
at FS	1/0	0-0-0	0.0-0	0.0-0	0	0	0	0/0
BSU	1/0	0-0-0	0.0-0	0.0-0	0	0	0	0/0
at SDSU	1/0	0-0-0	0.0-0	0.0-0	0	0	0	0/0
WYO	1/0	0-1-1	0.0-0	0.0-0	0	0	0	0/0
at AFA	1/0	0-0-0	0.0-0	0.0-0	0	0	0	0/0
vs. AKR	1/0	0-0-0	0.0-0	0.0-0	0	0	0	0/0

DNP: @UNM, NEV, BYU



DEMYTRICK AL'IFUA 58
OL • 6-3 • 310 • R-FR-RS
 San Leandro, Calif.
 (San Leandro HS)

CAREER STATS - OFFENSIVE LINE

Year	G/GS	SnP	Grd	Tch	Eff.	Ass.	KD
2017	8/1	266	74	61	81	78	13

GAME-BY-GAME - OFFENSIVE LINE

2017	G/GS	SnP	Grd	Tch	Eff.	Ass.	KD
at WIS	1/0	17	66	35	81	81	2
ISU	1/0	33	78	67	88	79	2
at WF	1/0	22	77	69	84	77	0
at SJSU	1/0	25	73	72	72	76	2
BYU	1/0	16	75	73	78	82	0
CSU	1/1	62	66	69	79	75	1
WYO	1/1	80	79	78	86	80	6
at UNLV	1/0	11	73	72	72	76	0
BSU	1/0	22	77	69	84	77	0
at UNM	0/0	0	0	0	0	0	0
UH	0/0	0	0	0	0	0	0
at AFA	0/0	0	0	0	0	0	0




CONNOR COLES 59
PK • 6-1 • 185 • FR-HS
 Bozeman, Mont.
 (Bozeman HS)

CAREER STATS - KICKOFFS

Year	GP	No.	Yds	Avg	TB
2017	2	3	165	55.0	0

GAME-BY-GAME - KICKOFFS

2017	No	Yds	Avg	TB	OB
at WIS	0	0	0.0	0	0
ISU	2	130	65.0	0	0
at WF	0	0	0.0	0	0
at SJSU	1	35	35.0	0	0
BYU	0	0	0.0	0	0
CSU	0	0	0.0	0	0
WYO	0	0	0.0	0	0
at UNLV	0	0	0.0	0	0
BSU	0	0	0.0	0	0
at UNM	0	0	0.0	0	0
UH	0	0	0.0	0	0
at AFA	0	0	0.0	0	0



MICHAEL SMITH 60
PK • 5-10 • 190 • SO-HS
 Highland, Utah
 (Lone Peak HS)

CAREER STATS - KICKING

Year	FGM-A	PCT	1-19	20-29	30-39	40-49	50+
2017	1-1	1.000	0-0	0-0	0-0	1-1	0-0

CAREER HIGHS - KICKING

FG: 1, vs. Idaho State (9/7/17)

FG Att: 1, vs. Idaho State (9/7/17)

Long: 42, vs. Idaho State (9/7/17)

CAREER STATS - SCORING

Year	PAT	FG	Total	AVG/G
2017	0	1	3	3.0


CAREER HIGHS - SCORING

Points: 3, vs. Idaho State (9/7/17)

GAME-BY-GAME KICKING

2017	FGM-A	PCT	1-19	20-29	30-39	40-49	50+
at WIS	0-0	.000	0-0	0-0	0-0	0-0	0-0
ISU	1-1	1.000	0-0	0-0	0-0	1-1	0-0
at WF	0-0	.000	0-0	0-0	0-0	0-0	0-0
at SJSU	0-0	.000	0-0	0-0	0-0	0-0	0-0

BYU	0-0	.000	0-0	0-0	0-0	0-0	0-0
CSU	0-0	.000	0-0	0-0	0-0	0-0	0-0
WYO	0-0	.000	0-0	0-0	0-0	0-0	0-0
at UNLV	0-0	.000	0-0	0-0	0-0	0-0	0-0
BSU	0-0	.000	0-0	0-0	0-0	0-0	0-0
at UNM	0-0	.000	0-0	0-0	0-0	0-0	0-0
UH	0-0	.000	0-0	0-0	0-0	0-0	0-0
at AFA	0-0	.000	0-0	0-0	0-0	0-0	0-0



DOMINIK EBERLE 62
PK • 6-2 • 180 • SO-SQ
 Nuremberg, Germany
 (Redondo Union (CA) HS)

CAREER STATS - KICKING

Year	FGM-A	PCT	1-19	20-29	30-39	40-49	50+
2016	3-5	.600	0-0	2-2	0-0	1-3	0-0
2017	14-15	.933	0-0	6-6	3-4	4-4	1-1
TOTAL	17-20	.850	0-0	8-8	3-4	5-7	1-1

CAREER HIGHS - KICKING

FG: 4, at San José State (9/23/17)

FG Att: 4, at San José State (9/23/17)

Long: 52, at San José State (9/23/17)

CAREER STATS - KICKOFFS

Year	GP	No.	Yds	Avg	TB
2016	4	1	43	43.0	0
2017	9	51	3,112	61.0	28
TOTAL	13	52	3,155	60.7	28

CAREER STATS - SCORING

Year	PAT	FG	Total	AVG/G
2016	0	3	9	3.0
2017	32	14	74	8.2
TOTAL	32	17	83	6.9

CAREER HIGHS - SCORING

Points: 19, at San José State (9/23/17)

GAME-BY-GAME KICKING

2017	FGM-A	PCT	1-19	20-29	30-39	40-49	50+
at WIS	1-1	1.000	0-0	1-1	0-0	0-0	0-0
ISU	2-2	1.000	0-0	1-1	0-0	1-1	0-0
at WF	1-1	1.000	0-0	0-0	1-1	0-0	0-0
at SJSU	4-4	1.000	0-0	3-3	0-0	0-0	1-1
BYU	2-3	.667	0-0	0-0	2-3	0-0	0-0
CSU	3-3	1.000	0-0	0-0	1-1	2-2	0-0
WYO	0-0	.000	0-0	0-0	0-0	0-0	0-0
at UNLV	1-1	1.000	0-0	1-1	0-0	0-0	0-0
BSU	0-0	.000	0-0	0-0	0-0	0-0	0-0
at UNM	0-0	.000	0-0	0-0	0-0	0-0	0-0
UH	0-0	.000	0-0	0-0	0-0	0-0	0-0
at AFA	0-0	.000	0-0	0-0	0-0	0-0	0-0

2016	FGM-A	PCT	1-19	20-29	30-39	40-49	50+
WSU	0-0	.000	0-0	0-0	0-0	0-0	0-0
at USC	0-0	.000	0-0	0-0	0-0	0-0	0-0
ASU	0-0	.000	0-0	0-0	0-0	0-0	0-0
AFA	0-0	.000	0-0	0-0	0-0	0-0	0-0
at BSU	0-0	.000	0-0	0-0	0-0	0-0	0-0
at CSU	0-0	.000	0-0	0-0	0-0	0-0	0-0
FS	0-0	.000	0-0	0-0	0-0	0-0	0-0
SDSU	0-0	.000	0-0	0-0	0-0	0-0	0-0
at WYO	0-1	.000	0-0	0-0	0-0	0-1	0-0
UNM	0-0	.000	0-0	0-0	0-0	0-0	0-0
at NEV	3-3	1.000	0-0	2-2	0-0	1-1	0-0
at BYU	0-1	.000	0-0	0-0	0-0	0-1	0-0

GAME-BY-GAME KICKOFFS

2017	No	Y
------	----	---



2017 UTAH STATE FOOTBALL PLAYER PROFILES

CSU	2	115	57.5	2	0
WYO	6	358	59.7	3	0
at UNLV	9	557	61.9	6	0
BSU	2	130	65.0	2	0
at UNM	0	0	0.0	0	0
UH	0	0	0.0	0	0
at AFA	0	0	0.0	0	0

2016	No	Yds	Avg	TB	OB
WSU	0	0	0.0	0	0
at USC	1	43	43.0	0	0
ASU	0	0	0.0	0	0
AFA	0	0	0.0	0	0
at BSU	0	0	0.0	0	0
at CSU	0	0	0.0	0	0
FS	0	0	0.0	0	0
SDSU	0	0	0.0	0	0
at WYO	0	0	0.0	0	0
UNM	0	0	0.0	0	0
at NEV	0	0	0.0	0	0
at BYU	0	0	0.0	0	0



JAROM IOANE
OL • 6-6 • 360 • SR-1L
Bountiful, Utah
(Bountiful HS)

64

CAREER STATS - OFFENSIVE LINE

Year	G/GS	Snp	Grd	Tch	Eff.	Ass.	KD
2015	13/0	25	75	n/a	n/a	n/a	2
2016	0/0	0	0	0	0	0	0
2017	9/0	12	81	69	88	88	0
TOTAL	21/0	37	78	69	88	88	2

GAME-BY-GAME - OFFENSIVE LINE

2017	G/GS	Snp	Grd	Tch	Eff.	Ass.	KD
at WIS	1/0	0	0	0	0	0	0
ISU	1/0	8	79	87	75	75	2
at WF	1/0	0	0	0	0	0	0
at SJSU	1/0	4	83	50	100	100	0
BYU	1/0	0	0	0	0	0	0
CSU	1/0	0	0	0	0	0	0
WYO	1/0	0	0	0	0	0	0
at UNLV	1/0	0	0	0	0	0	0
BSU	1/0	0	0	0	0	0	0
at UNM	0/0	0	0	0	0	0	0
UH	0/0	0	0	0	0	0	0
at AFA	0/0	0	0	0	0	0	0

2015	G/GS	Snp	Grd	Tch	Eff.	Ass.	KD
SUU	1/0	1	0	n/a	n/a	n/a	0
at Utah	1/0	0	0	n/a	n/a	n/a	0
at Wash	1/0	0	0	n/a	n/a	n/a	0
CSU	1/0	0	0	n/a	n/a	n/a	0
at FS	1/0	16	0	n/a	n/a	n/a	0
BSU	1/0	0	0	n/a	n/a	n/a	0
at SDSU	1/0	0	0	n/a	n/a	n/a	0
WYO	1/0	8	75	n/a	n/a	n/a	2
UNM	1/0	0	0	n/a	n/a	n/a	0
at AFA	1/0	0	0	n/a	n/a	n/a	0
NEV	1/0	0	0	n/a	n/a	n/a	0
BYU	1/0	0	0	n/a	n/a	n/a	0
vs. AKR	1/0	0	0	n/a	n/a	n/a	0



KJ ULUAWE
OL • 6-4 • 305 • JR-1L
Laie, Hawai'i
(Kahuku HS)

66

CAREER STATS - OFFENSIVE LINE

Year	G/GS	Snp	Grd	Tch	Eff.	Ass.	KD
2015	2/0	24	71	n/a	n/a	n/a	1
2016	12/4	294	83	70	83	83	13
2017	1/0	8	58	87	38	50	1
TOTAL	15/4	326	71	79	61	67	14

GAME-BY-GAME - OFFENSIVE LINE

2017	G/GS	Snp	Grd	Tch	Eff.	Ass.	KD
at WIS	0/0	0	0	0	0	0	0
ISU	1/0	8	58	87	38	50	01
at WF	0/0	0	0	0	0	0	0
at SJSU	0/0	0	0	0	0	0	0
BYU	0/0	0	0	0	0	0	0
CSU	0/0	0	0	0	0	0	0
WYO	0/0	0	0	0	0	0	0
at UNLV	0/0	0	0	0	0	0	0
BSU	0/0	0	0	0	0	0	0
at UNM	0/0	0	0	0	0	0	0
UH	0/0	0	0	0	0	0	0
at AFA	0/0	0	0	0	0	0	0

2016	G/GS	Snp	Grd	Tch	Eff.	Ass.	KD
WSU	1/0	5	67	n/a	80	80	1
at USC	1/0	3	89	67	100	100	0
ASU	1/0	n/a	n/a	n/a	n/a	n/a	n/a
AFA	1/0	n/a	n/a	n/a	n/a	n/a	n/a
at BSU	1/0	n/a	n/a	n/a	n/a	n/a	n/a
at CSU	1/0	n/a	n/a	n/a	n/a	n/a	n/a
FS	1/0	n/a	n/a	n/a	n/a	n/a	n/a
SDSU	1/0	27	78	70	70	78	2
at WYO	1/1	75	77	65	84	77	6
UNM	1/1	59	82	78	82	82	2
at NEV	1/1	68	78	70	82	78	1
at BYU	1/1	51	83	70	83	83	2

2015	G/GS	Snp	Grd	Tch	Eff.	Ass.	KD
at FS	1/0	16	71	n/a	n/a	n/a	0
WYO	1/0	8	70	n/a	n/a	n/a	1
DNP: SUU, @Utah, @Wash, CSU, BSU, @SDSU, UNM, @ AFA, NEV, BYU, vs. AKR							



MORONI INIGUEZ
OL • 6-2 • 330 • SO-JC
Kaysville, Utah
(Davis HS)
(Snow CC)


68

CAREER STATS - OFFENSIVE LINE

Year	G/GS	Snp	Grd	Tch	Eff.	Ass.	KD
2017	9/9	529	79	70	84	82	26

GAME-BY-GAME - OFFENSIVE LINE

2017	G/GS	Snp	Grd	Tch	Eff.	Ass.	KD
at WIS	1/1	63	76	69	79	79	0
ISU	1/1	53	82	75	85	85	7
at WF	1/1	55	74	65	80	78	2
at SJSU	1/1	85	83	71	90	87	6
BYU	1/1	80	78	70	85	86	1
CSU	1/1	62	75	70	80	77	4
WYO	1/1	80	78	70	85	86	5
at UNLV	1/1	68	83	71	90	87	1
BSU	1/1	55	74	65	80	78	2
at UNM	0/0	0	0	0	0	0	0
UH	0/0	0	0	0	0	0	0
at AFA	0/0	0	0	0	0	0	0



JAKE TEMPLETON
OL • 6-2 • 280 • JR-SQ
Boise, Idaho
(Timberline HS)
(Boise State)

69

CAREER STATS - OFFENSIVE LINE

Year	G/GS	Snp	Grd	Tch	Eff.	Ass.	KD
2017	1/0	7	67	58	72	72	0

CAREER STATS - DEFENSE

Year	G/GS	UA-AT-TT	TFL	Sack	INT	PB	FF	FR
2016	3/0	0-0-0	0-0-0	0-0-0	0-0	0	0	0

GAME-BY-GAME - OFFENSIVE LINE

2017	G/GS	Snp	Grd	Tch	Eff.	Ass.	KD
at WIS	0/0	0	0	0	0	0	0
ISU	1/0	7	67	58	72	72	0
at WF	0/0	0	0	0	0	0	0
at SJSU	0/0	0	0	0	0	0	0
BYU	0/0	0	0	0	0	0	0
CSU	0/0	0	0	0	0	0	0
WYO	0/0	0	0	0	0	0	0
at UNLV	0/0	0	0	0	0	0	0
BSU	0/0	0	0	0	0	0	0
at UNM	0/0	0	0	0	0	0	0
UH	0/0	0	0	0	0	0	0
at AFA	0/0	0	0	0	0	0	0

GAME-BY-GAME DEFENSE

2016	G/GS	U-A-T	TFL	Sack	INT	PB	QH	F/R
WSU	0/0	0-0-0	0-0-0	0-0-0	0	0	0	0/0
at USC	0/0	0-0-0	0-0-0	0-0-0	0	0	0	0/0
ASU	0/0	0-0-0	0-0-0	0-0-0	0	0	0	0/0
AFA	0/0	0-0-0	0-0-0	0-0-0	0	0	0	0/0
at BSU	0/0	0-0-0	0-0-0	0-0-0	0	0	0	0/0
at CSU	0/0	0-0-0	0-0-0	0-0-0	0	0	0	0/0
FS	0/0	0-0-0	0-0-0	0-0-0	0	0	0	0/0
SDSU	1/0	0-0-0	0-0-0	0-0-0	0	0	0	0/0
at WYO	0/0	0-0-0	0-0-0	0-0-0	0	0	0	0/0
UNM	1/0	0-0-0	0-0-0	0-0-0	0	0	0	0/0
at NEV	1/0	0-0-0	0-0-0	0-0-0	0	0	0	0/0
at BYU	0/0	0-0-0	0-0-0	0-0-0	0	0	0	0/0



ROB CASTANEDA
OL • 6-4 • 300 • JR-JC
Round Rock, Texas
(Round Rock HS)
(Ellsworth CC)

70

CAREER STATS - OFFENSIVE LINE

Year	G/GS	Snp	Grd	Tch	Eff.	Ass.	KD
2017	9/9	520	74	58	84	80	25

GAME-BY-GAME - OFFENSIVE LINE

2017	G/GS	Snp	Grd	Tch	Eff.	Ass.	KD
at WIS	1/1	59	71	54	83	77	2
ISU	1/1	45	81	67	89	86	4
at WF	1/1	46	66	52	75	70	2
at SJSU	1/1	75	77	59	88	85	5
BYU	1/1	73	75	69	85	81	4
CSU	1/1	65	76	70	80	78	1
WYO	1/1	80	79	77	85	81	3
at UNLV	1/1	77	77	59	88	85	4
BSU	1/1	46	66	52	75	70	2
at UNM	0/0	0	0	0	0	0	0
UH	0/0	0	0	0	0	0	0
at AFA	0/0	0	0	0	0	0	0



**PRESTON BROOKSBY 73**

OL • 6-5 • 290 • SR-1L
Peoria, Ariz.
(Sunrise Mountain HS)
(Glendale CC)

CAREER STATS - OFFENSIVE LINE

Year	G/GS	Snp	Grd	Tch	Eff.	Ass.	KD
2016	12/11	782	77	61	79	77	25
2017	7/0	155	69	57	72	77	1
TOTAL	19/11	937	73	59	76	77	26

GAME-BY-GAME - OFFENSIVE LINE

2017	G/GS	Snp	Grd	Tch	Eff.	Ass.	KD
at WIS	0/0	0	0	0	0	0	0
ISU	1/0	25	67	60	64	77	1
at WF	1/0	10	63	50	70	70	0
at SJSU	1/0	57	76	61	81	85	0
BYU	1/0	53	75	65	78	81	0
CSU	1/0	6	66	64	77	78	0
WYO	0/0	0	0	0	0	0	0
at UNLV	1/0	0	0	0	0	0	0
BSU	0/0	0	0	0	0	0	0
at UNM	0/0	0	0	0	0	0	0
UH	0/0	0	0	0	0	0	0
at AFA	0/0	0	0	0	0	0	0

2016	G/GS	Snp	Grd	Tch	Eff.	Ass.	KD
WSU	1/1	57	72	n/a	68	72	6
at USC	1/1	66	79	59	80	79	1
ASU	1/1	75	83	60	85	83	2
AFA	1/1	82	65	54	65	65	0
at BSU	1/1	81	73	59	75	73	0
at CSU	1/1	78	82	62	85	82	3
FS	1/1	69	71	57	84	71	4
SDSU	1/1	30	80	67	80	80	1
at WYO	1/1	66	74	61	79	74	2
UNM	1/1	59	84	71	85	84	2
at NEV	1/1	68	82	74	82	82	2
at BYU	1/1	51	77	61	79	77	2

**TY SHAW 75**

OL • 6-4 • 300 • R-FR-RS
South Jordan, Utah
(Herriman HS)

CAREER STATS - OFFENSIVE LINE

Year	G/GS	Snp	Grd	Tch	Eff.	Ass.	KD
2017	5/0	91	71	41	84	74	8

GAME-BY-GAME - OFFENSIVE LINE

2017	G/GS	Snp	Grd	Tch	Eff.	Ass.	KD
at WIS	1/0	7	71	31	100	83	0
ISU	1/0	32	82	78	84	84	5
at WF	1/0	13	70	70	77	63	2
at SJSU	1/0	33	61	46	73	64	0
BYU	0/0	0	0	0	0	0	0
CSU	1/0	6	70	70	77	75	1
WYO	0/0	0	0	0	0	0	0
at UNLV	0/0	0	0	0	0	0	0
BSU	0/0	0	0	0	0	0	0
at UNM	0/0	0	0	0	0	0	0
UH	0/0	0	0	0	0	0	0
at AFA	0/0	0	0	0	0	0	0

**ROMAN ANDRUS 76**

OL • 6-4 • 300 • JR-JC
El Dorado Hills, Calif.
(Oakridge HS)
(Snow CC)

CAREER STATS - OFFENSIVE LINE

Year	G/GS	Snp	Grd	Tch	Eff.	Ass.	KD
2017	9/9	573	77	70	80	82	22

GAME-BY-GAME - OFFENSIVE LINE

2017	G/GS	Snp	Grd	Tch	Eff.	Ass.	KD
at WIS	1/1	72	78	76	76	83	3
ISU	1/1	63	79	70	83	85	2
at WF	1/1	63	71	63	76	75	1
at SJSU	1/1	83	80	70	86	85	3
BYU	1/1	76	78	69	89	80	2
CSU	1/1	65	76	70	80	76	3
WYO	1/1	80	78	69	89	80	7
at UNLV	1/1	71	80	70	86	85	1
BSU	1/1	63	71	63	76	75	1
at UNM	0/0	0	0	0	0	0	0
UH	0/0	0	0	0	0	0	0
at AFA	0/0	0	0	0	0	0	0

**VILIAMU McMOORE 77**

OL • 6-5 • 305 • RS-FR-RS
Kapolei, Hawaii
(Kapolei HS)

CAREER STATS - OFFENSIVE LINE

Year	G/GS	Snp	Grd	Tch	Eff.	Ass.	KD
2017	9/0	40	70	64	76	73	3

GAME-BY-GAME - OFFENSIVE LINE

2017	G/GS	Snp	Grd	Tch	Eff.	Ass.	KD
at WIS	1/0	0	0	0	0	0	0
ISU	1/0	14	79	64	85	93	2
at WF	1/0	5	53	60	60	40	0
at SJSU	1/0	21	78	67	83	85	1
BYU	1/0	0	0	0	0	0	0
CSU	1/0	0	0	0	0	0	0
WYO	1/0	0	0	0	0	0	0
at UNLV	1/0	0	0	0	0	0	0
BSU	1/0	0	0	0	0	0	0
at UNM	0/0	0	0	0	0	0	0
UH	0/0	0	0	0	0	0	0
at AFA	0/0	0	0	0	0	0	0

**CODY BOYER 78**

OL • 6-5 • 285 • JR-1L
Layton, Utah
(Layton HS)

CAREER STATS - OFFENSIVE LINE

Year	G/GS	Snp	Grd	Tch	Eff.	Ass.	KD
2015	3/0	24	71	n/a	n/a	n/a	0
2016	6/1	31	71	61	75	71	0
2017	0/0	0	0	0	0	0	0
TOTAL	9/1	55	71	61	75	71	0

GAME-BY-GAME - OFFENSIVE LINE

2017	G/GS	Snp	Grd	Tch	Eff.	Ass.	KD
at WIS	0/0	0	0	0	0	0	0
ISU	0/0	0	0	0	0	0	0
at WF	0/0	0	0	0	0	0	0
at SJSU	0/0	0	0	0	0	0	0
BYU	0/0	0	0	0	0	0	0
CSU	0/0	0	0	0	0	0	0
WYO	0/0	0	0	0	0	0	0
at UNLV	0/0	0	0	0	0	0	0
BSU	0/0	0	0	0	0	0	0
at UNM	0/0	0	0	0	0	0	0
UH	0/0	0	0	0	0	0	0
at AFA	0/0	0	0	0	0	0	0

2016	G/GS	Snp	Grd	Tch	Eff.	Ass.	KD
WSU	1/0	5	67	60	80	60	0
at USC	1/0	9	67	67	67	67	0
ASU	1/0	4	100	50	100	100	0
AFA	0/0	0	0	0	0	0	0
at BSU	0/0	0	0	0	0	0	0
at CSU	0/0	0	0	0	0	0	0
FS	0/0	0	0	0	0	0	0
SDSU	0/0	0	0	0	0	0	0
at WYO	1/1	9	55	66	55	55	0
UNM	1/0	4	76	n/a	75	75	0
at NEV	1/0	n/a	n/a	n/a	n/a	n/a	n/a
at BYU	0/0	0	0	0	0	0	0

2015	G/GS	Snp	Grd	Tch	Eff.	Ass.	KD
at FS	1/0	16	72	n/a	n/a	n/a	0
at SDSU	1/0	0	0	n/a	n/a	n/a	0
WYO	1/0	8	70	n/a	n/a	n/a	0

DNP: SUU, @Utah, @Wash, CSU, BSU, UNM, @AFA, NEV, BYU, vs. AKR

**SAVON SCARVER 81**

WR • 6-0 • 190 • FR-HS
Las Vegas, Nev.
(Centennial HS)

CAREER STATS - RECEIVING

Year	G/GS	Rec	Yds	Avg	TD	Long
2017	9/0	6	160	26.7	1	70

CAREER HIGHS - RECEIVING

Receptions: 2, two times
Receiving Yards: 75, at UNLV (10/21/17)
Long Catch: 70, at UNLV (10/21/17)

CAREER STATS - RUSHING

Year	Rush	Yds	Avg	TD	Long
2017	3	11	3.7	0	5

CAREER HIGHS - RUSHING

Rushes: 1, two times
Yards: 5, vs. Wyoming (10/14/17)
Long Rush: 5, vs. Wyoming (10/14/17)

CAREER STATS - KICKOFF RETURNS

Year	Ret	Yds	Avg	TD	LG
2017	22	488	22.2	0	64

CAREER HIGHS - KICKOFF RETURNS

Returns: 4, two times
Yards: 108, at UNLV (10/21/17)
Long Return: 64, at UNLV (10/21/17)

GAME-BY-GAME RECEIVING

2017	G/GS	Rec	Yds	Avg	TD	LG
at WIS	1/0	1	36	36.0	0	36
ISU	1/0	1	35	35.0	0	35
at WF	1/0	0	0	0.0	0	0
at SJSU	1/0	2	14	7.0	0	9
BYU	1/0	0	0	0.0	0	0
CSU	1/0	0	0	0.0	0	0
WYO	1/0	0	0	0.0	0	0
at UNLV	1/0	2	75	37.5	1	70
BSU	1/0	0	0	0.0	0	0
at UNM	0/0	0	0	0.0	0	0
UH	0/0	0	0	0.0	0	0
at AFA	0/0	0	0	0.0	0	0

GAME-BY-GAME RUSHING

2017	Att	Yds	Avg	TD	LG
at WIS	1	4	4.0	0	4
ISU	0	0	0.0	0	0
at WF	0	0	0.0	0	0
at SJSU	0	0	0.0	0	0
BYU	0	0	0.0	0	0
CSU	0	0	0.0	0	0
WYO	1	5	5.0	0	5





2017 UTAH STATE FOOTBALL PLAYER PROFILES

at UNLV	1	2	2.0	0	2
BSU	0	0	0.0	0	0
at UNM	0	0	0.0	0	0
UH	0	0	0.0	0	0
at AFA	0	0	0.0	0	0

GAME-BY-GAME KICKOFF RETURNS

2017	Ret	Yds	Avg	TD	LG
at WIS	0	0	0.0	0	0
ISU	3	55	18.3	0	20
at WF	4	69	17.3	0	20
at SJSU	1	21	21.0	0	21
BYU	2	31	15.5	0	22
CSU	3	63	21.0	0	25
WYO	4	89	22.3	0	34
at UNLV	3	108	36.0	0	64
BSU	2	52	26.0	0	33
at UNM	0	0	0.0	0	0
UH	0	0	0.0	0	0
at AFA	0	0	0.0	0	0



AAREN VAUGHNS

WR • 5-8 • 185 • JR-JC

Altadena, Calif.
(Charter Oak HS)
(Mt. San Antonio College)

83

CAREER STATS - RECEIVING

Year	G/GS	Rec	Yds	Avg	TD	Long
2017	8/0	7	90	12.9	0	29

CAREER HIGHS - RECEIVING

Receptions: 2, three times
Receiving Yards: 46, vs. Wyoming (10/14/17)
Long Catch: 29, vs. Wyoming (10/14/17)

CAREER STATS - RUSHING

Year	Rush	Yds	Avg	TD	Long
2017	2	22	11.0	0	14

CAREER HIGHS - RUSHING

Rushes: 1, two times
Yards: 14, vs. Wyoming (10/14/17)
Long Rush: 14, vs. Wyoming (10/14/17)

CAREER STATS - PASSING

Year	G	Att	Cmp	Int	Pct	Yds	TD	LG	EFF
2017	2	1	2	0	.500	29	1	29	336.8
TOTAL	2	1	2	0	.500	29	1	29	336.8

CAREER HIGHS - PASSING

Attempts: 1, two times
Completions: 1, vs. Wyoming (10/14/17)
Passing Yards: 29, vs. Wyoming (10/14/17)
Passing TDs: 1, vs. Wyoming (10/14/17)
Long Pass: 29, vs. Wyoming (10/14/17)

GAME-BY-GAME RECEIVING

2017	G/GS	Rec	Yds	Avg	TD	LG
at WIS	0/0	0	0	0.0	0	0
ISU	1/0	0	0	0.0	0	0
at WF	1/0	0	0	0.0	0	0
at SJSU	1/0	2	11	5.5	0	11
BYU	1/0	0	0	0.0	0	0
CSU	1/0	0	0	0.0	0	0
WYO	1/0	2	46	23.0	0	29
at UNLV	1/0	2	19	9.5	0	12
BSU	1/0	1	14	14.0	0	14
at UNM	0/0	0	0	0.0	0	0
UH	0/0	0	0	0.0	0	0
at AFA	0/0	0	0	0.0	0	0

GAME-BY-GAME RUSHING

2017	Att	Yds	Avg	TD	LG
at WIS	0	0	0.0	0	0
ISU	0	0	0.0	0	0
at WF	0	0	0.0	0	0
at SJSU	0	0	0.0	0	0
BYU	0	0	0.0	0	0

CSU	0	0	0.0	0	0
WYO	1	14	14.0	0	14
at UNLV	1	8	8.0	0	8
BSU	0	0	0.0	0	0
at UNM	0	0	0.0	0	0
UH	0	0	0.0	0	0
at AFA	0	0	0.0	0	0

GAME-BY-GAME PASSING

2017	G	Cmp	Att	Pct	Yds	TD	INT	LG
at WIS	0	0	0	.000	0	0	0	0
ISU	0	0	0	.000	0	0	0	0
at WF	0	0	0	.000	0	0	0	0
at SJSU	0	0	0	.000	0	0	0	0
BYU	0	0	0	.000	0	0	0	0
CSU	0	0	0	.000	0	0	0	0
WYO	1	1	1	1.000	29	1	0	29
at UNLV	0	0	0	.000	0	0	0	0
BSU	1	0	1	.500	0	0	0	0
at UNM	0	0	0	.000	0	0	0	0
UH	0	0	0	.000	0	0	0	0
at AFA	0	0	0	.000	0	0	0	0



TAYLOR COMPTON

WR • 5-8 • 175 • RS-FR-RS

Logan, Utah
(Logan HS)

84

CAREER STATS - RECEIVING

Year	G/GS	Rec	Yds	Avg	TD	Long
2017	2/0	0	0	0.0	0	0

GAME-BY-GAME RECEIVING

2017	G/GS	Rec	Yds	Avg	TD	LG
at WIS	0/0	0	0	0.0	0	0
ISU	1/0	0	0	0.0	0	0
at WF	0/0	0	0	0.0	0	0
at SJSU	0/0	0	0	0.0	0	0
BYU	0/0	0	0	0.0	0	0
CSU	0/0	0	0	0.0	0	0
WYO	1/0	0	0	0.0	0	0
at UNLV	0/0	0	0	0.0	0	0
BSU	0/0	0	0	0.0	0	0
at UNM	0/0	0	0	0.0	0	0
UH	0/0	0	0	0.0	0	0
at AFA	0/0	0	0	0.0	0	0



EMERSON WOODS

TE • 6-3 • 230 • JR-JC

Sandy, Utah
(Brighton HS)
(Snow College)

85

CAREER STATS - RECEIVING

Year	G/GS	Rec	Yds	Avg	TD	Long
2017	2/0	0	0	0.0	0	0

GAME-BY-GAME RECEIVING

2017	G/GS	Rec	Yds	Avg	TD	LG
at WIS	0/0	0	0	0.0	0	0
ISU	1/0	0	0	0.0	0	0
at WF	0/0	0	0	0.0	0	0
at SJSU	1/0	0	0	0.0	0	0
BYU	0/0	0	0	0.0	0	0
CSU	0/0	0	0	0.0	0	0
WYO	0/0	0	0	0.0	0	0
at UNLV	0/0	0	0	0.0	0	0
BSU	0/0	0	0	0.0	0	0
at UNM	0/0	0	0	0.0	0	0
UH	0/0	0	0	0.0	0	0
at AFA	0/0	0	0	0.0	0	0



CARSON TERRELL

TE • 6-4 • 235 • FR-HS

Lehi, Utah
(Lehi HS)

86

CAREER STATS - RECEIVING

Year	G/GS	Rec	Yds	Avg	TD	Long
2017	7/0	9	105	11.7	0	22

CAREER HIGHS - RECEIVING

Receptions: 2, two times
Receiving Yards: 25, vs. Wyoming (10/14/17)
Long Catch: 22, vs. Wyoming (10/14/17)

GAME-BY-GAME RECEIVING

2017	G/GS	Rec	Yds	Avg	TD	LG
at WIS	1/0	2	18	9.0	0	13
ISU	1/0	1	19	19.0	0	19
at WF	1/0	1	6	6.0	0	6
at SJSU	1/0	1	18	18.0	0	18
BYU	1/0	0	0	0.0	0	0
CSU	1/0	1	16	16.0	0	16
WYO	1/0	2	25	12.5	0	22
at UNLV	1/0	1	3	3.0	0	3
BSU	0/0	0	0	0.0	0	0
at UNM	0/0	0	0	0.0	0	0
UH	0/0	0	0	0.0	0	0
at AFA	0/0	0	0	0.0	0	0



DAX RAYMOND

TE • 6-5 • 245 • R-SO-1L

Provo, Utah
(Timpview HS)

87

CAREER STATS - RECEIVING

Year	G/GS	Rec	Yds	Avg	TD	Long
2015	9/0	4	72	18.0	0	22
2016	0/0	0	0	0.0	0	0
2017	8/8	31	356	11.5	1	32
TOTAL	17/8	35	428	12.2	1	32

CAREER HIGHS - RECEIVING

Receptions: 6, vs. Colorado State (10/7/17)
Receiving Yards: 72, vs. Wyoming (10/14/17)
Long Catch: 32, vs. BYU (9/29/17)
Receiving TDs: 1, vs. BYU (9/29/17)

GAME-BY-GAME RECEIVING

2017	G/GS	Rec	Yds	Avg	TD	LG
at WIS	0/0	0	0	0.0	0	0
ISU	1/1	3	56	18.7	0	23
at WF	1/1	1	8	8.0	0	8
at SJSU	1/1	3	47	15.7	0	20
BYU	1/1	3	57	19.0	1	32
CSU	1/1	6	45	7.5	0	19
WYO	1/1	5	72	14.4	0	21
at UNLV	1/1	5	41	8.2	0	15
BSU	1/1	5	30	6.0	0	18
at UNM	0/0	0	0	0.0	0	0
UH	0/0	0	0	0.0	0	0
at AFA	0/0	0	0	0.0	0	0

2016	G/GS	Rec	Yds	Avg	TD	LG
WSU	0/0	0	0	0.0	0	0
at USC	0/0	0	0	0.0	0	0
ASU	0/0	0	0	0.0	0	0
AFA	0/0	0	0	0.0	0	0
at BSU	0/0	0	0	0.0	0	0
at CSU	0/0	0	0	0.0	0	0
FS	0/0	0	0	0.0	0	0
SDSU	0/0	0	0	0.0	0	0
at WYO	0/0	0	0	0.0	0	0
UNM	0/0	0	0	0.0	0	0
at NEV	0/0	0	0	0.0	0	0
at BYU	0/0	0	0	0.0	0	0



2015	G/GS	Rec	Yds	Avg	TD	LG
SUU	1/0	0	0	0.0	0	0
at Utah	1/0	1	9	9.0	0	9
at Wash	1/0	1	19	19.0	0	19
CSU	1/0	1	22	22.0	0	22
at UNM	1/0	0	0	0.0	0	0
at AFA	1/0	0	0	0.0	0	0
NEV	1/0	0	0	0.0	0	0
BYU	1/0	0	0	0.0	0	0
vs. AKR	1/0	1	22	22.0	0	22

DNP: @FS, BSU, @SDSU, WYO



BRAELON ROBERTS 88
WR • 6-3 • 200 • SR-3L
Dallas, Texas
(Bishop Dunne HS)

CAREER STATS - RECEIVING

Year	G/GS	Rec	Yds	Avg	TD	Long
2014	5/0	0	0	0.0	0	0
2015	11/6	17	150	8.8	0	14
2016	12/2	15	175	11.7	1	28
2017	9/4	12	124	10.3	2	29
TOTAL	37/12	44	449	10.2	3	29

CAREER HIGHS - RECEIVING

Receptions: 4, two times

Receiving Yards: 50, vs. Wyoming (10/14/17)

Receiving TDs: 1, three times

Long Catch: 29, vs. Wyoming (10/14/17)

GAME-BY-GAME RECEIVING

2017	G/GS	Rec	Yds	Avg	TD	LG
at WIS	1/0	2	12	6.0	0	12
ISU	1/0	1	9	9.0	0	9
at WF	1/0	0	0	0.0	0	0
at SJSU	1/0	3	38	12.7	1	19
BYU	1/0	0	0	0.0	0	0
CSU	1/1	0	0	0.0	0	0
WYO	1/1	4	50	12.5	1	29
at UNLV	1/1	1	7	7.0	0	7
BSU	1/1	1	8	8.0	0	8
at UNM	0/0	0	0	0.0	0	0
UH	0/0	0	0	0.0	0	0
at AFA	0/0	0	0	0.0	0	0

2016	G/GS	Rec	Yds	Avg	TD	LG
WSU	1/0	0	0	0.0	0	0
at USC	1/0	1	6	6.0	0	6
ASU	1/0	0	0	0.0	0	0
AFA	1/0	2	32	16.0	0	24
at BSU	1/0	3	35	11.7	0	24
at CSU	1/1	0	0	0.0	0	0
FS	1/0	2	49	24.5	1	28
SDSU	1/0	0	0	0.0	0	0
at WYO	1/0	1	8	8.0	0	8
UNM	1/0	3	18	6.0	0	7
at NEV	1/0	0	0	0.0	0	0
at BYU	1/1	3	27	9.0	0	11

2015	G/GS	Rec	Yds	Avg	TD	LG
SUU	1/0	4	25	6.3	0	8
at Utah	1/0	1	9	9.0	0	9
at FS	1/0	0	0	0.0	0	0
BSU	1/0	0	0	0.0	0	0
at SDSU	1/0	1	11	11.0	0	11
WYO	1/1	3	27	9.0	0	11
at UNM	1/1	2	26	13.0	0	14
at AFA	1/1	1	9	9.0	0	9
NEV	1/1	1	8	8.0	0	8
BYU	1/1	1	9	9.0	0	9
vs. AKR	1/1	3	26	8.7	0	11

DNP: @Wash, CSU

2014	G/GS	Rec	Yds	Avg	TD	LG
ISU	1/0	0	0	0.0	0	0
at WYO	1/0	0	0	0.0	0	0
UNM	1/0	0	0	0.0	0	0
SJSU	1/0	0	0	0.0	0	0
at BSU	1/0	0	0	0.0	0	0

DNP: @Tenn, WF, @ASU, @BYU, AFA, @CSU, UNLV, @UH, vs. UTEP



AARON DALTON 89
P • 6-4 • 225 • JR-2L
Bountiful, Utah
(Viewmont HS)

CAREER STATS - PUNTS

Year	GP	No.	Yds	Avg	LG	50+	I20
2015	13	72	2,974	41.3	69	9	27
2016	12	62	2,348	37.9	56	8	19
2017	9	52	2,162	41.6	55	6	18
TOTAL	34	186	7,484	40.2	69	23	64

CAREER HIGHS - PUNTS

Punts: 13, vs. Southern Utah (9/3/15)

Avg: 50.3, at Air Force (11/14/15)

Long: 69, vs. Akron (12/12/15)

I20: 4, three times

GAME-BY-GAME - PUNTING

2017	No.	Yds	Avg	LG	I20
at WIS	5	218	43.6	55	2
ISU	2	86	43.0	44	1
at WF	9	367	40.8	54	4
at SJSU	4	158	39.5	43	2
BYU	8	352	44.0	55	1
CSU	10	429	42.9	54	3
WYO	2	81	40.5	41	1
at UNLV	3	123	41.0	44	2
BSU	9	348	38.7	44	2
at UNM	0	0	0.0	0	0
UH	0	0	0.0	0	0
at AFA	0	0	0.0	0	0

2016	No.	Yds	Avg	LG	I20
WSU	2	39	19.5	22	0
at USC	5	217	43.4	56	2
ASU	8	303	37.9	49	2
AFA	3	100	33.3	38	2
at BSU	9	352	39.1	51	4
at CSU	7	268	38.3	54	2
FS	4	131	32.8	38	2
SDSU	7	310	44.3	52	1
at WYO	4	137	34.2	54	1
UNM	4	134	33.5	41	1
at NEV	3	96	32.0	43	0
at BYU	6	261	43.5	56	2

2015	No.	Yds	Avg	LG	I20
SUU	13	463	35.6	48	3
at Utah	5	208	41.6	49	1
at Wash	4	139	34.8	42	1
CSU	4	180	45.0	58	1
at FS	6	252	42.0	49	2
BSU	7	282	40.3	51	2
at SDSU	6	260	43.3	56	3
WYO	1	38	38.0	38	0
at UNM	6	279	46.5	63	4
at AFA	7	352	50.3	57	2
NEV	3	110	36.7	40	3
BYU	4	144	36.0	44	2
vs. AKR	6	267	44.5	69	3



RITISONI FATA 90
NG • 6-1 • 280 • R-FR-RS
Redlands, Calif.
(East Valley HS)

CAREER STATS - DEFENSE

Year	G/GS	UA-AT-TT	TFL	Sack	INT	PB	FF	FR
2017	6/2	1-6-7	1.0-2	0.0-0	0-0	0	0	0

CAREER HIGHS - DEFENSE

Tackles: 3, vs. Idaho State (9/7/17)

TFL: 1.0, at San José State (9/23/17)

GAME-BY-GAME DEFENSE

2017	G/GS	U-A-T	TFL	Sack	INT	PB	QH	F/R
at WIS	1/1	0-0-0	0.0-0	0.0-0	0	0	0	0/0
ISU	1/0	0-3-3	0.0-0	0.0-0	0	0	0	0/0
at WF	1/0	0-0-0	0.0-0	0.0-0	0	0	0	0/0
at SJSU	1/0	1-1-2	1.0-2	0.0-0	0	0	0	0/0
BYU	1/1	0-2-2	0.0-0	0.0-0	0	0	0	0/0
CSU	0/0	0-0-0	0.0-0	0.0-0	0	0	0	0/0
WYO	0/0	0-0-0	0.0-0	0.0-0	0	0	0	0/0
at UNLV	0/0	0-0-0	0.0-0	0.0-0	0	0	0	0/0
BSU	1/0	0-0-0	0.0-0	0.0-0	0	0	0	0/0
at UNM	0/0	0-0-0	0.0-0	0.0-0	0	0	0	0/0
UH	0/0	0-0-0	0.0-0	0.0-0	0	0	0	0/0
at AFA	0/0	0-0-0	0.0-0	0.0-0	0	0	0	0/0



DEVON ANDERSON 91
DE • 6-1 • 285 • SO-JC
Baltimore, Md.
(Overlea HS)
(Dodge City CC)

CAREER STATS - DEFENSE

Year	G/GS	UA-AT-TT	TFL	Sack	INT	PB	FF	FR
2017	8/1	5-9-14	2.0-8	1.0-5	0-0	0	0	0

CAREER HIGHS - DEFENSE

Tackles: 5, at UNLV (10/21/17)

TFL: 1.0, two times

Sacks: 1.0, at UNLV (10/21/17)

GAME-BY-GAME DEFENSE

2017	G/GS	U-A-T	TFL	Sack	INT	PB	QH	F/R
at WIS	1/0	1-0-1	0.0-0	0.0-0	0	0	0	0/0
ISU	1/0	0-1-1	0.0-0	0.0-0	0	0	0	0/0
at WF	1/0	2-1-3	1.0-3	0.0-0	0	0	0	0/0
at SJSU	1/0	0-1-1	0.0-0	0.0-0	0	0	0	0/0
BYU	0/0	0-0-0	0.0-0	0.0-0	0	0	0	0/0
CSU	1/0	0-0-0	0.0-0	0.0-0	0	0	0	0/0
WYO	1/0	0-2-2	0.0-0	0.0-0	0	0	0	0/0
at UNLV	1/1	2-3-5	1.0-5	1.0-5	0	0	0	0/0
BSU	1/0	0-1-1	0.0-0	0.0-0	0	0	0	0/0
at UNM	0/0	0-0-0	0.0-0	0.0-0	0	0	0	0/0
UH	0/0	0-0-0	0.0-0	0.0-0	0	0	0	0/0
at AFA	0/0	0-0-0	0.0-0	0.0-0	0	0	0	0/0



ZACH LEE 92
P • 5-11 • 195 • SO-SQ
Cleveland, Tenn.
(Cleveland HS)

CAREER STATS - PUNTS

Year	GP	No.	Yds	Avg	LG	I20
2017	1	1	36	36.0	36	0

CAREER HIGHS - PUNTS

Punts: 1, vs. Idaho State (9/7/17)

Avg: 36.0, vs. Idaho State (9/7/17)

Long: 36, vs. Idaho State (9/7/17)





2017 UTAH STATE FOOTBALL PLAYER PROFILES

GAME-BY-GAME - PUNTING

2017	No.	Yds	Avg	LG	I20
at WIS	0	0	0.0	0	0
ISU	1	36	36.0	36	0
at WF	0	0	0.0	0	0
at SJSU	0	0	0.0	0	0
BYU	0	0	0.0	0	0
CSU	0	0	0.0	0	0
WYO	0	0	0.0	0	0
at UNLV	0	0	0.0	0	0
BSU	0	0	0.0	0	0
at UNM	0	0	0.0	0	0
UH	0	0	0.0	0	0
at AFA	0	0	0.0	0	0



JACOBY WILDMAN

DE • 6-2 • 265 • SO-1L

Logan, Utah
(Logan HS)

93

CAREER STATS - DEFENSE

Year	G/GS	UA-AT-TT	TFL	Sack	INT	PB	FF	FR
2016	11/0	0-2-2	0.0-0	0.0-0	0-0	0	0	0
2017	9/4	13-24-37	1.5-3	1.0-2	0-0	0	0	1
TOTAL	20/4	13-26-39	1.5-3	1.0-2	0-0	0	0	1

CAREER HIGHS - DEFENSE

Tackles: 9, vs. Boise State (10/28/17)
TFL: 1.5, at San José State (9/23/17)
Sacks: 1.0, at San José State (9/23/17)
FR: 1, at San José State (9/23/17)
QBH: 1, three times

GAME-BY-GAME DEFENSE

2017	G/GS	U-A-T	TFL	Sack	INT	PB	QH	F/R
at WIS	1/1	1-0-1	0.0-0	0.0-0	0	0	0	0/0
ISU	1/1	0-3-3	0.0-0	0.0-0	0	0	1	0/0
at WF	1/0	3-1-4	0.0-0	0.0-0	0	0	0	0/0
at SJSU	1/0	3-2-5	1.5-3	1.0-2	0	0	0	0/1
BYU	1/0	1-2-3	0.0-0	0.0-0	0	0	0	0/0
CSU	1/0	3-4-7	0.0-0	0.0-0	0	0	1	0/0
WYO	1/1	0-0-0	0.0-0	0.0-0	0	0	0	0/0
at UNLV	1/1	1-4-5	0.0-0	0.0-0	0	0	0	0/0
BSU	1/0	1-8-9	0.0-0	0.0-0	0	0	0	0/0
at UNM	0/0	0-0-0	0.0-0	0.0-0	0	0	0	0/0
UH	0/0	0-0-0	0.0-0	0.0-0	0	0	0	0/0
at AFA	0/0	0-0-0	0.0-0	0.0-0	0	0	0	0/0

2016	G/GS	U-A-T	TFL	Sack	INT	PB	QH	F/R
WSU	1/0	0-0-0	0.0-0	0.0-0	0	0	1	0/0
at USC	1/0	0-0-0	0.0-0	0.0-0	0	0	0	0/0
ASU	1/0	0-1-1	0.0-0	0.0-0	0	0	0	0/0
AFA	1/0	0-1-1	0.0-0	0.0-0	0	0	0	0/0
at BSU	1/0	0-0-0	0.0-0	0.0-0	0	0	0	0/0
at CSU	1/0	0-0-0	0.0-0	0.0-0	0	0	0	0/0
FS	1/0	0-0-0	0.0-0	0.0-0	0	0	0	0/0
SDSU	0/0	0-0-0	0.0-0	0.0-0	0	0	0	0/0
at WYO	1/0	0-0-0	0.0-0	0.0-0	0	0	0	0/0
UNM	1/0	0-0-0	0.0-0	0.0-0	0	0	0	0/0
at NEV	1/0	0-0-0	0.0-0	0.0-0	0	0	0	0/0
at BYU	1/0	0-0-0	0.0-0	0.0-0	0	0	0	0/0



CHRISTOPHER 'UNGA

NG • 6-0 • 300 • SO-1L

Rochester, Calif.
(Rancho Cucamonga HS)

96

CAREER STATS - DEFENSE

Year	G/GS	UA-AT-TT	TFL	Sack	INT	PB	FF	FR
2016	7/0	10-10-20	0.5-1	0.0-0	0-0	2	0	0
2017	5/3	7-10-17	2.5-4	0.0-0	0-0	0	0	0
TOTAL	12/3	17-20-37	3.0-5	0.0-0	0-0	2	0	0

CAREER HIGHS - DEFENSE

Tackles: 6, vs. San Diego St. (10/28/16)
TFL: 1.5, vs. Colorado State (10/7/17)
PBU: 1, twice
QBH: 1, vs. Colorado State (10/7/17)

GAME-BY-GAME DEFENSE

2017	G/GS	U-A-T	TFL	Sack	INT	PB	QH	F/R
at WIS	0/0	0-0-0	0.0-0	0.0-0	0	0	0	0/0
ISU	0/0	0-0-0	0.0-0	0.0-0	0	0	0	0/0
at WF	0/0	0-0-0	0.0-0	0.0-0	0	0	0	0/0
at SJSU	0/0	0-0-0	0.0-0	0.0-0	0	0	0	0/0
BYU	1/0	1-1-2	0.0-0	0.0-0	0	0	0	0/0
CSU	1/0	2-3-5	1.5-2	0.0-0	0	0	1	0/0
WYO	1/1	1-1-2	0.0-0	0.0-0	0	0	0	0/0
at UNLV	1/1	3-1-4	1.0-2	0.0-0	0	0	0	0/0
BSU	1/1	0-4-4	0.0-0	0.0-0	0	0	0	0/0
at UNM	0/0	0-0-0	0.0-0	0.0-0	0	0	0	0/0
UH	0/0	0-0-0	0.0-0	0.0-0	0	0	0	0/0
at AFA	0/0	0-0-0	0.0-0	0.0-0	0	0	0	0/0

2016	G/GS	U-A-T	TFL	Sack	INT	PB	QH	F/R
WSU	1/0	0-1-1	0.5-1	0.0-0	0	0	0	0/0
at USC	0/0	0-0-0	0.0-0	0.0-0	0	0	0	0/0
ASU	0/0	0-0-0	0.0-0	0.0-0	0	0	0	0/0
AFA	0/0	0-0-0	0.0-0	0.0-0	0	0	0	0/0
at BSU	0/0	0-0-0	0.0-0	0.0-0	0	0	0	0/0
at CSU	0/0	0-0-0	0.0-0	0.0-0	0	0	0	0/0
FS	1/0	0-2-2	0.0-0	0.0-0	0	0	0	0/0
SDSU	1/0	2-4-6	0.0-0	0.0-0	0	0	0	0/0
at WYO	1/0	2-1-3	0.0-0	0.0-0	0	1	0	0/0
UNM	1/0	1-2-3	0.0-0	0.0-0	0	0	0	0/0
at NEV	1/0	1-0-1	0.0-0	0.0-0	0	1	0	0/0
at BYU	1/0	4-0-4	0.0-0	0.0-0	0	0	0	0/0



JAKE PITCHER

DE • 6-3 • 250 • RS-FR-RS

Smithfield, Utah
(Sky View HS)

97

CAREER STATS - DEFENSE

Year	G/GS	UA-AT-TT	TFL	Sack	INT	PB	FF	FR
2017	1/0	0-1-1	0.0-0	0.0-0	0-0	0	0	0

CAREER HIGHS - DEFENSE

Tackles: 1, Idaho State (9/7/17)

GAME-BY-GAME DEFENSE

2017	G/GS	U-A-T	TFL	Sack	INT	PB	QH	F/R
at WIS	0/0	0-0-0	0.0-0	0.0-0	0	0	0	0/0
ISU	1/0	0-1-1	0.0-0	0.0-0	0	0	0	0/0
at WF	0/0	0-0-0	0.0-0	0.0-0	0	0	0	0/0
at SJSU	0/0	0-0-0	0.0-0	0.0-0	0	0	0	0/0
BYU	0/0	0-0-0	0.0-0	0.0-0	0	0	0	0/0
CSU	0/0	0-0-0	0.0-0	0.0-0	0	0	0	0/0
WYO	0/0	0-0-0	0.0-0	0.0-0	0	0	0	0/0
at UNLV	0/0	0-0-0	0.0-0	0.0-0	0	0	0	0/0
BSU	0/0	0-0-0	0.0-0	0.0-0	0	0	0	0/0
at UNM	0/0	0-0-0	0.0-0	0.0-0	0	0	0	0/0
UH	0/0	0-0-0	0.0-0	0.0-0	0	0	0	0/0
at AFA	0/0	0-0-0	0.0-0	0.0-0	0	0	0	0/0



MOHELIKA UASIKE

NG • 6-1 • 300 • SO-1L

Eules, Texas
(L.D. Bell HS)

99

CAREER STATS - DEFENSE

Year	G/GS	UA-AT-TT	TFL	Sack	INT	PB	FF	FR
2016	11/3	2-8-10	0.5-4	0.0-0	0-0	0	0	1
2017	8/0	8-7-15	1.0-4	0.0-0	0-0	0	2	0
TOTAL	19/3	10-15-25	1.5-8	0.0-0	0-0	0	2	1

CAREER HIGHS - DEFENSE

Tackles: 4, two times
TFL: 1.0, vs. Wyoming (10/14/17)
FF: 1, two times
FR: 1, at Nevada (11/19/26)

GAME-BY-GAME DEFENSE

2017	G/GS	U-A-T	TFL	Sack	INT	PB	QH	F/R
at WIS	1/0	1-0-1	0.0-0	0.0-0	0	0	0	1/0
ISU	0/0	0-0-0	0.0-0	0.0-0	0	0	0	0/0
at WF	1/0	0-0-0	0.0-0	0.0-0	0	0	0	0/0
at SJSU	1/0	1-1-2	0.0-0	0.0-0	0	0	0	0/0
BYU	1/0	1-3-4	0.0-0	0.0-0	0	0	0	0/0
CSU	1/0	1-2-3	0.0-0	0.0-0	0	0	0	0/0
WYO	1/0	2-1-3	1.0-4	0.0-0	0	0	0	0/0
at UNLV	1/0	1-0-1	0.0-0	0.0-0	0	0	0	1/0
BSU	1/0	1-0-1	0.0-0	0.0-0	0	0	0	0/0
at UNM	0/0	0-0-0	0.0-0	0.0-0	0	0	0	0/0
UH	0/0	0-0-0	0.0-0	0.0-0	0	0	0	0/0
at AFA	0/0	0-0-0	0.0-0	0.0-0	0	0	0	0/0

2016	G/GS	U-A-T	TFL	Sack	INT	PB	QH	F/R
WSU	0/0	0-0-0	0.0-0	0.0-0	0	0	0	0/0
at USC	1/0	0-0-0	0.0-0	0.0-0	0	0	0	0/0
ASU	1/0	0-0-0	0.0-0	0.0-0	0	0	0	0/0
AFA	1/0	0-1-1	0.0-0	0.0-0	0	0	0	0/0
at BSU	1/0	0-1-1	0.0-0	0.0-0	0	0	0	0/0
at CSU	1/0	0-2-2	0.0-0	0.0-0	0	0	0	0/0
FS	1/0	0-0-0	0.0-0	0.0-0	0	0	0	0/0
SDSU	1/1	0-0-0	0.0-0	0.0-0	0	0	0	0/0
at WYO	1/0	0-0-0	0.0-0	0.0-0	0	0	0	0/0
UNM	1/1	0-4-4	0.5-1	0.0-0	0	0	0	0/0
at NEV	1/0	1-0-1	0.0-0	0.0-0	0	0	0	0/1
at BYU	1/1	1-0-1	0.0-0	0.0-0	0	0	0	0/0



/// GAME 1 RECAP vs. #9 WISCONSIN ///



September 1, 2017

CAMP RANDALL STADIUM

SCORING SUMMARY

	1	2	3	4	FINAL
Utah State	10	0	0	0	10
#9 Wisconsin	0	10	28	21	59

First Quarter

USU - Eberle 25 yd field goal (4:56)

USU - Hunt 12 yd run (Eberle Kick, 3:47)

Second Quarter

WIS - Shaw 3 yd run (Gaglianone Kick, 1:12)

WIS - Gaglianone 29 yd field goal (0:00)

Third Quarter

WIS - Fumagalli 23 yd pass from Hornibrook (Gaglianone Kick, 13:00)

WIS - Neuville 28 yd pass from Hornibrook (Gaglianone Kick, 11:20)

WIS - Taylor 13 yd run (Gaglianone Kick, 7:50)

WIS - Cephus 21 yd pass from Hornibrook (Gaglianone Kick, 0:51)

Fourth Quarter

WIS - Ramesh 6 yd run (Gaglianone Kick, 9:26)

WIS - Ferguson 99 yd int. return (Gaglianone Kick, 6:02)

WIS - Groshek 23 yd run (Gaglianone Kick, 3:52)

Attendance: 75,324

TEAM STATISTICS

	USU	WIS
First Downs	16	25
Rushing	85	234
Passing	219	244
Total Offense	304	478
Fumbles: Number-Lost	2-1	2-2
Penalties: Number-Yards	9-93	9-73
Punts-Yards/Avg.	6-254/42.3	3-129/43.0
Punt returns: No-Yds-TD/Avg.	1-0-0/0.0	2-17-0/8.5
Kickoff Returns: No-Yds-TD/Avg.	5-96-0/19.2	2-46-0/23.0
Interceptions: No-Yds-TD	0-0-0	3-105-1
Fumble Returns: No-Yds-TD	1-13-0	0-0-0
Possession Time	26:41	33:19
Third-Down Conversions	5-of-16	8-of-12

INDIVIDUAL RUSHING

WIS: Taylor, 9-87, TD; Shaw, 18-84, TD; Groshek, 2-29, TD; James, 5-15; Tindal, 1-13; Ramesh, 2-11; Ibrahim, 2-8; Peavy, 2-7; Hornibrook, 4-(-20).

USU: Lindsey, 6-28; Hunt, 7-27, TD; Nathan, 3-15; Hervey, 2-13; Myers, 5-8; Scarver, 1-4; Allen, 2-(-3); Team, 1-(-7).

INDIVIDUAL PASSING (C-A-I, Yds, TD)

WIS: Hornibrook, 15-23-0, 244, 3 TD.

USU: Myers, 25-41-3, 219, 0 TD.

INDIVIDUAL RECEIVING

WIS: Fumagalli, 5-105, TD; Taylor, 3-38; Cephus, 3-33, TD;

Neuville, 1-28, TD; Peavy, 1-19; Ingold, 1-11; Shaw, 1-10.

USU: Hunt, 4-14; Nathan, 3-23; Bright, 3-23; Terrell, 2-18;

Lindsey Jr., 2-16; Roberts, 2-12; Byers, 2-8; Tarver, 2-8;

Hobbs, 2-4; Colston-Green, 1-40; Scarver, 1-36; Allen

1-11; Castaneda, 0-6.

USU Punt Returns: Van Leeuwen, 1-0.

USU KO Returns: Lindsey Jr., 4-75; Bright, 1-21.

USU Interception Returns: None.

USU Tackle Leaders: Tamaivena, 7; Leavitt, 7;

Tobeck, 6; Ferguson, 6.

UTAH STATE STARTERS

OFFENSE

LT	Andrus	DE	Togia
LG	Iniguez	DT	Schuster
C	Ficklin	DT	Fata
RG	Castaneda	DE	Wildman
RT	Taylor	LB	Tamaivena
WR	Tarver	LB	Tobeck
WR	Colston-Green	LB	Christiansen
WR	Nathan	CB	Davis
TE	Hobbs	FS	Wade
RB	Hunt	BS	Leavitt
QB	Myers	BS	Ferguson

DEFENSE



Senior QB Kent Myers (2) was 25-of-41 passing for 219 yards and three interceptions in Utah State's season-opening 59-10 loss at No. 9 Wisconsin. Myers also rushed for eight yards on five carries.

MADISON, Wis. - Utah State scored the first 10 points of the game against Wisconsin, but the ninth-ranked Badgers overcame the early deficit and beat the Aggies 59-10 in the season opener for both teams on Friday, Sept. 1, 2017, in front of 75,324 fans at Camp Randall Stadium.

Senior RB **LaJuan Hunt** rushed for 27 yards on seven carries and scored on a 12-yard touchdown run with 3:47 remaining in the first quarter to give Utah State (0-1, 0-0 Mountain West) its 10-0 lead.

The eighth rushing touchdown of Hunt's career came after a fumble by Wisconsin QB Alex Hornibrook. Utah State junior LB **Suli Tamaivena** recovered it and returned it 13 yards down to the Badgers' 16-yard line. Just two plays later, Hunt was in the end zone.

Utah State finished with 304 yards of total offense. Senior QB **Kent Myers** was 25-of-41 for 219 yards, to go along with three interceptions. Hunt led the Aggies with four receptions for 14 yards, while redshirt freshman WR **Jordan Nathan** and sophomore WR **Gerold Bright** each had three catches for 23 yards apiece. Senior RB **Tonny Lindsey Jr.** led Utah State with 119 all-purpose yards as he rushed for 28 yards on six carries, to go along with two receptions for 16 yards, and four kickoff returns for 75 yards. Overall, 12 different Aggies caught at least one pass in the game.

Defensively, Tamaivena and senior BS **Dallin Leavitt** led the Aggies as both tallied seven tackles. Leavitt also added two pass breakups to go along with 0.5 tackles for loss. Senior CB **Jalen Davis**, junior LB **Louy Compton** and freshman LB **Maika Magalei** each notched a sack as part of Utah State's five tackles for loss. Compton also had a fumble recovery that was forced by sophomore NG **Mohelika Uasike** in the third quarter. Sophomore LB **Mason Tobeck** and junior BS **Gaje Ferguson** both added six stops in the game, as Tobeck also had a tackle for loss. Redshirt freshman LB **David Woodward** recorded the other tackle for loss for the Aggies.

Hornibrook was 15-of-23 for 244 yards and three touchdowns as the Badgers (1-0, 0-0 Big Ten) finished with 478 yards of total offense.

Sophomore PK **Dominik Eberle** gave the Aggies their first points of the season when he connected on a 25-yard field goal with 4:56 remaining in the opening quarter. The chip shot for Eberle capped an eight-play, 54-yard drive by Utah State.

Wisconsin finally cracked the scoreboard on a Bradrick Shaw three-yard touchdown run with just 1:12 remaining in the opening half. The score capped a 15-play, 79-yard drive by the Badgers that ate up 8:29 off the clock.

Utah State still appeared in good shape to go into halftime with the lead, but the Badgers turned Myers' first interception of the night into a 29-yard field goal by Rafael Gaglianone as time expired.

Wisconsin scored 59 unanswered points, including 28 in the third quarter alone.

Junior P **Aaron Dalton** had a solid game for Utah State as he punted five times for an average of 43.6 yards with a long of 55, while two of his punts were downed inside the 20-yard line.

In all, Utah State had 12 players make their first career start, while 24 Aggies saw action in their first-ever game for USU. In fact, all five of USU's starting offensive linemen were playing in their first career games for the Aggies, a first in school history.



Junior LB Suli Tamaivena (42) had seven tackles and a fumble recovery that set up USU's only touchdown against the Badgers.





/// GAME 2 RECAP vs. IDAHO STATE ///



September 7, 2017

MERLIN OLSEN FIELD AT MAVERIK STADIUM

SCORING SUMMARY

	1	2	3	4	FINAL
Idaho State	0	6	7	0	13
Utah State	17	21	7	6	51

First Quarter

USU - Eberle 40 yd field goal (10:14)
 USU - Allen 9 yd run (Eberle kick, 5:19)
 USU - Tarver 3 yd pass from Myers (Eberle kick, 00:42)

Second Quarter

ISU - Flanagan 2 yd run (team rush failed, 11:26)
 USU - Myers 23 yd run (Eberle kick, 8:19)
 USU - Davis 25 yd int. return (Eberle kick, 8:12)
 USU - Myers 36 yd run (Eberle kick, 4:23)

Third Quarter

USU - Nathan 19 yd pass from Myers (Eberle kick, 11:41)
 ISU - Deaen 42 yd pass from Gueller (Johnson kick, 2:59)

Fourth Quarter

USU - Smith 42 yd field goal (14:48)
 USU - Eberle 22 yd field goal (2:18)
 Attendance: 19,638

TEAM STATISTICS

	ISU	USU
First Downs	15	30
Rushing	113	255
Passing	190	341
Total Offense	303	596
Fumbles: Number-Lost	0-0	2-1
Penalties: Number-Yards	6-46	9-48
Punts-Yards/Avg.	10-384/38.4	3-122/40.7
Punt returns: No-Yds-TD/Avg.	0-0-0/0.0	5-60-0/12.0
Kickoff Returns: No-Yds-TD/Avg.	5-85-0/17.0	3-55-0/18.3
Interceptions: No-Yds-TD	1-6-0	2-25-1
Fumble Returns: No-Yds-TD	0-0-0	0-0-0
Possession Time	28:20	31:40
Third-Down Conversions	3-of-14	6-of-12

INDIVIDUAL RUSHING

ISU: Flanagan, 25-106, TD; Yancy, 5-16; T. Gueller, 6-1.
USU: Allen, 19-103, TD; Myers, 8-85, 2TD; Hunt, 10-51; Hervey, 6-13; Love, 3-8; Roberts, 1-0; DJ Nelson, 1-(-3).

INDIVIDUAL PASSING (C-A-I, Yds, TD)

ISU: T. Gueller, 17-30-2, 190, 1; Amos, 0-1-0, 0, 0.
USU: Myers, 24-26-1, 323, 2; Love, 3-6-0, 18, 0.

INDIVIDUAL RECEIVING

ISU: Graves, 5-70; Flanagan, 4-22; Dean, 3-59, TD; Page, 2-19; McFarlin, 1-13; Conner, 1-4; Shubert, 1-3.
USU: Tarver, 7-75, TD; Nathan, 6-63, TD; Raymond, 3-56; Bright, 2-18; Scarver, 1-35; Colston-Green, 1-34; Terrell, 1-19; Van Leeuwen, 1-13; Hunt, 1-11; Roberts, 1-9; Byers, 1-4; Allen, 1-2; Hobbs, 1-2.

USU Punt Returns: Nathan, 3-40; Van Leeuwen, 1-2.

USU KO Returns: Scarver, 3-55.

USU Interception Returns: Davis, 2-25, TD.

USU Tackle Leaders: Christiansen, 8; Huerta, 6; Tamaivena, 6; Haney, 5; Latu, 4; Adeoye, 4.

UTAH STATE STARTERS

OFFENSE	DEFENSE
LT Andrus	DE Adeoye
LG Iniguez	DT Schuster
C Ficklin	DE Wildman
RG Castaneda	LB Christiansen
RT Taylor	LB Tamaivena
WR Tarver	LB Baker
WR Colston-Green	CB Haney
WR Nathan	CB Davis
TE Raymond	CB Ingram
RB Hunt	BS Leavitt
QB Myers	FS Wade



Senior QB Kent Myers (2) was 24-of-26 passing for 323 yards with two touchdowns in Utah State's home-opening 51-13 win against Idaho State. Myers also rushed for 85 yards on eight carries with two more touchdowns on runs of 23 and 36 yards.

LOGAN, Utah - Utah State senior QB Kent Myers and the Utah State Aggies bounced back in a big way on Thursday, Sept. 7, 2017, in their home opener.

Myers completed 24-of-26 passes for 323 yards and two touchdowns, to go along with 85 yards rushing and two more scores on just eight carries, leading the Aggies to a dominating 51-13 victory over Idaho State on Merlin Olsen Field at Maverik Stadium.

Utah State (1-1, 0-0 Mountain West) racked up 596 yards of total offense against the Bengals (1-1, 0-0 Big Sky).

Thirteen different Aggies caught a pass in the game as Utah State finished with 341 yards through the air. Junior WR Ron'quavion Tarver led the way with seven receptions for 75 yards and a three-yard, first-quarter touchdown that gave the hosts a 17-0 lead.

Redshirt freshman WR Jordan Nathan added six receptions for 63 yards and his first career touchdown, a 19-yarder in the third quarter that put Utah State up 45-6.

Redshirt sophomore TE Dax Raymond added a career-high three receptions for a career-best 56 yards in his first career start.

Junior RB Eltoro Allen led the Aggies' ground game with 103 yards rushing and his first career touchdown on 19 carries. Utah State rushed the ball 49 times for 255 yards and three scores, including the two by Myers. Senior RB LaJuan Hunt added 51 yards on 10 carries.

Senior CB Jalen Davis highlighted the Aggies' defensive effort as he intercepted two passes, returning one of them 25 yards for a touchdown to give Utah State a 31-6 lead with 8:12 left in the second quarter. Davis also had two tackles to go along with one pass breakup in the game.

Davis became the first Aggie since 2014 to record more than one interception in a game. The last person to do it? None other than Davis. Against these same Bengals. As a true freshman in 2014, Davis snared two picks against Idaho State and returned one of them 44 yards for a score in the Aggies' 40-20 home victory.

Sophomore PK Dominik Eberle was a perfect 2-for-2 on field goal attempts as he was good from 40 and 22 yards, respectively. Eberle also made all six of his extra point attempts to finish the game with a career high 12 points scored. Fellow sophomore PK Michael Smith added a 42-yard field goal in the fourth quarter for his first career points as an Aggie.

Junior LB Chase Christiansen led Utah State with eight tackles, while senior LB Alex

Huerta and junior LB Suli Tamaivena added six stops apiece. Redshirt freshman CB Cameron Haney added five stops, while junior DE Adewale Adeoye recorded a career high four stops, which included his first career sack, in his first-ever start. Junior LB Ofa Latu also had four tackles.

Idaho State quarterback Tanner Gueller was 17-of-30 for 190 yards and one touchdown. Running back Ty Flanagan led all rushers in the game with 106 yards and a touchdown on 25 carries. Defensively, Joe Martin led the Bengals with a game-high 20 tackles.

A week after having 12 first-time starters and 24 players appear in their first-ever USU game, Utah State had four more players get their first career start against Idaho State, while 10 others saw their first career action.



Senior CB Jalen Davis (13) tied his career high with two interceptions, returning one 25 yards for his second career touchdown. Davis also had two tackles in the game to go along with one pass breakup.



/// GAME 3 RECAP vs. WAKE FOREST ///



September 16, 2017

BT&T FIELD

SCORING SUMMARY

	1	2	3	4	FINAL
Utah State	0	0	10	0	10
Wake Forest	14	15	17	0	46

First Quarter

WF - Dortch 43 yd pass from Wolford (Weaver kick, 13:11)
WF - Serigne 45 yd pass from Wolford (Weaver kick, 11:39)

Second Quarter

WF - Weaver 31 yd field goal (14:14)
WF - Basham safety (6:02)
WF - Byrd 59 yd run (Weaver kick, 4:50)
WF - Weaver 30 yd field goal (0:00)

Third Quarter

WF - Colburn II 1 yd run (Weaver kick, 11:45)
USU - Bright 77 yd pass from Love (Eberle kick, 10:37)
WF - Wolford 18 yd run (Weaver kick, 9:09)
WF - Weaver 32 yd field goal (2:49)
USU - Eberle 30 yd field goal (00:53)
Attendance: 27,971

TEAM STATISTICS

	USU	WF
First Downs	11	26
Rushing	42	291
Passing	225	297
Total Offense	267	588
Fumbles: Number-Lost	0-0	1-0
Penalties: Number-Yards	4-39	8-62
Punts-Yards/Avg.	10-396/39.6	6-271/45.2
Punt returns: No-Yds-TD/Avg.	1-20-0/20.0	3-64-0/21.3
Kickoff Returns: No-Yds-TD/Avg.	4-69-0/17.2	4-81-0/20.2
Interceptions: No-Yds-TD	0-0-0	1-16-0
Fumble Returns: No-Yds-TD	0-0-0	0-0-0
Possession Time	24:00	36:00
Third-Down Conversions	5-of-18	9-of-18

INDIVIDUAL RUSHING

WF: Byrd, 19-120, TD; Colburn II, 10-74, TD; Wolford, 8-53, TD; Carney, 6-20; Robinson, 7-12; Dortch, 2-8; Hinton, 7-4.
USU: Allen, 13-20; Wildman 1-11; Myers 5-7; Hunt, 10-5; Hervey 1-1; Nathan 1-(-2).

INDIVIDUAL PASSING (C-A-I, Yds, TD)

WF: Wolford, 12-22-0, 242, 2; Hinton, 4-5-0, 55, 0.
USU: Myers, 9-23-1, 54, 0; Love, 6-13-0, 171, 1; Allen 0-1-0, 0, 0.

INDIVIDUAL RECEIVING

WF: Hines, 5-129; Dortch, 4-68, TD; Serigne, 2-52, TD; Lewis, 1-15; Claude, 1-13; Washington, 1-11; Wade, 1-5; Byrd, 1-4.
USU: Tarver, 5-35; Van Leeuwen, 2-77; Nathan, 2-13; Hunt, 2-10; Bright, 1-77, TD; Raymond, 1-8; Terrell, 1-6; Colston-Green, 1-(-1).

USU Punt Returns: Nathan, 1-20.

USU KO Returns: Scarver, 4-69.

USU Interception Returns: None

USU Tackle Leaders: Ferguson, 10; Leavitt, 9; Tamaivena, 8; Christiansen, 6; Latu, 6; Schuster, 6.

UTAH STATE STARTERS

OFFENSE

LT	Andrus	DE	Adeoye
LG	Iniguez	DT	Schuster
C	Ficklin	DE	Togia
RG	Castaneda	LB	Christiansen
RT	Taylor	LB	Tamaivena
WR	Tarver	LB	Te'i
WR	Colston-Green	CB	Haney
WR	Nathan	CB	Davis
TE	Raymond	CB	Ingram
RB	Hunt	BS	Leavitt
QB	Myers	FS	Ferguson

DEFENSE



Redshirt freshman QB Jordan Love (10) was 6-of-13 passing for 171 yards and one touchdown, all of which are career highs, in Utah State's 46-10 loss at Wake Forest. Love's first career touchdown pass was a 77-yard completion, which is tied for the 26th longest pass play in school history.

WINSTON-SALEM, N.C. - Redshirt freshman QB Jordan Love passed for a career-high 171 yards and one touchdown in Utah State's 46-10 loss at Wake Forest on Saturday, Sept. 16, 2017, at BB&T Field.

Love, who entered the game in the third quarter, completed 6-of-13 passes and threw his first career touchdown, a 77-yarder to sophomore WR Gerold Bright with 10:37 remaining in the quarter – tied for the 26th longest pass play in school history.

That was Bright's lone catch of the day. Senior WR Ron'quavion Tarver led the Aggies (1-2, 0-0 Mountain West) with five receptions for 35 yards, while junior WR Zach Van Leeuwen added two catches for a career-best 77 yards, including a career-long reception of 64 yards.

Dominik Eberle accounted for Utah State's only other points on a 30-yard field goal with 53 seconds left in the third. The sophomore placekicker is now a perfect 4-for-4 on the season in field goal attempts.

Wake Forest QB John Wolford was 12-of-22 for 242 yards and two touchdowns as the Demon Deacons (3-0, 1-0 ACC) scored the first 36 points of the game. Arkeem Byrd led the ground attack for the hosts, amassing 120 yards and one touchdown on just 19 carries.

As a team, Wake Forest produced 588 yards of total offense – 297 through the air and 291 on the ground.

For the second consecutive week, the Aggies blocked a punt. This time, junior QB DJ Nelson was credited with the block in the fourth quarter. It proved to be the 12th blocked kick under fifth-year head coach Matt Wells.

Aaron Dalton also had a nice day on special teams for the Aggies. The junior punter tied his career high with four punts downed inside the 20-yard line. He punted nine times on the day and had a long of 54 yards. Furthermore, sophomore DE Jacoby Wildman rushed for 11 yards on a second quarter fake punt, picking up the first down for Utah State. Wildman also recorded a career-high four tackles on defense.

Senior Kent Myers started the game at quarterback and completed 9-of-23 passes for 54 yards and one interception. As a team, the Aggies recorded 267 yards of total offense, including just 42 yards on the ground as junior RB Elforo Allen had a season-best 13 carries for 20 yards.

Defensively, junior BS Gaje Ferguson led the Aggies with a season-high 10 tackles, his third career double-digit tackle game. Senior CB Jalen Davis tied his career high with three pass breakups, including one in the end zone that prevented a touchdown.

Senior BS Dallin Leavitt had a season-high nine tackles, junior LB Suli Tamaivena had a season-high eight tackles and junior NG Gasetoto Schuster added a career-high six tackles and his first career forced fumble. Junior DE Adewale Adeoye added a career-best five stops as six different Aggie defenders posted a career-high in tackles on the day.

As a team, Utah State recorded seven tackles for loss, including a season-high 1.5 by junior LB Ofa Latu. He also tallied six tackles on the afternoon.



Senior CB Jalen Davis (13) tied his career high with three pass breakups and added one tackle against the Demon Deacons.



/// GAME 4 RECAP vs. SAN JOSÉ STATE ///



September 23, 2017

CEFCU STADIUM

SCORING SUMMARY

	1	2	3	4	FINAL
Utah State	14	24	17	6	61
San José State	0	0	7	3	10

First Quarter

USU - Hunt 29 yd run (Eberle kick, 9:26)

USU - Roberts 19 yd pass from Myers (Eberle kick, 2:15)

Second Quarter

USU - Bright 43 yd pass from Myers (Eberle kick, 12:44)

USU - Magalei 38 yd fumble recovery (Eberle kick, 10:26)

USU - Tarver 23 yd pass from Love (Eberle kick, 8:04)

USU - Eberle 23 yd field goal (6:00)

Third Quarter

USU - Myers 1 yd run (Eberle kick, 11:35)

USU - Eberle 52 yd field goal (9:07)

USU - Myers 68 yd run (Eberle kick, 4:38)

SJSU - Kelly 68 yd interception return (Crawford kick, 0:51)

Fourth Quarter

SJSU - Crawford 53 yd field goal (14:15)

USU - Eberle 20 yd field goal (3:50)

USU - Eberle 27 yd field goal (1:24)

Attendance: 12,426

TEAM STATISTICS

	USU	SJSU
First Downs	29	10
Rushing	318	108
Passing	271	54
Total Offense	589	162
Fumbles: Number-Lost	1-1	5-4
Penalties: Number-Yards	7-60	9-52
Punts-Yards/Avg.	4-158/39.5	9-335/37.2
Punt Returns: No-Yds-TD/Avg.	1-14-0/14.0	2-1-0/0.5
Kickoff Returns: No-Yds-TD/Avg.	2-31-0/15.5	4-34-0/8.5
Interceptions: No-Yds-TD	1-13-0	2-96-1
Fumble Returns: No-Yds-TD	1-38-1	0-0-0
Possession Time	39:41	20:19
Third-Down Conversions	10-of-21	2-of-13

INDIVIDUAL RUSHING

SJSU: Zigler, 8-46; Roberson, 12-45; Nevens, 10-35; Carrillo, 1-3; Allen, 3-2; Love, 3-(-23).

USU: Allen, 18-89; Myers, 15-84, 2TD; Hunt, 10-63, TD; Hervey, 11-55; Nathan, 1-10; Love, 1-10; Artist, 1-7.

INDIVIDUAL PASSING (C-A-I, Yds, TD)

SJSU: Love, 8-20-1, 54, 0; Allen, 0-2-0, 0, 0.

USU: Myers, 18-24-1, 181, 2; Love, 10-17-1, 90, 1.

INDIVIDUAL RECEIVING

SJSU: Gaither, 3-24; Blackwell, 2-14; Harley, 1-11, Humphreys, 1-7; Holmes, 1-(-2).

USU: Tarver, 5-42, TD; Nathan, 5-34; Raymond, 3-47; Roberts, 3-38, TD; Scarver, 2-14; Vaughns, 2-11; Van Leeuwen, 2-0; Bright, 1-43, TD; Terrell, 1-18; Hobbs, 1-17; Artist, 1-4; Colston-Green, 1-3; Hervey, 1-0.

USU Punt Returns: Compton, 1-14.

USU KO Returns: Scarver, 1-21; Terrell, 1-10.

USU Interception Returns: Gajkowski, 1-13

USU Tackle Leaders: Christiansen, 8; Tamaivena, 6; Wildman, 5; Ferguson, 4.

UTAH STATE STARTERS

OFFENSE

LT	Andrus
LG	Iniguez
C	Ficklin
RG	Castaneda
RT	Taylor
WR	Tarver
WR	Colston-Green
WR	Nathan
TE	Raymond
RB	Allen
QB	Myers

DEFENSE

DE	Adeoye
DT	Schuster
DE	Togia
LB	Christiansen
LB	Tamaivena
LB	Magalei
CB	Haney
CB	Davis
CB	Ingram
BS	Leavitt
FS	Ferguson



Senior QB Kent Myers (2) accounted for 265 yards of total offense and a career-high-tying four touchdowns in Utah State's 61-10 road win at San José State. Myers was 18-of-24 passing for 181 yards and two touchdowns, and rushed for 84 yards on 15 carries and two more scores.

SAN JOSE, Calif. - Senior QB Kent Myers accounted for 265 yards of total offense and a career-high-tying four touchdowns as Utah State opened Mountain West play with a dominating 61-10 win over San José State on Saturday, Sept. 23, 2017, at CEFCU Stadium.

With the victory, the Aggies (2-2, 1-0 Mountain West) extended their winning streak to seven over the Spartans (1-4, 0-1 MW), including four in a row on the road.

Myers completed 18-of-24 passes for 181 yards and two touchdowns, to go along with 84 rushing yards and two more scores. He scored on a career-long 68-yard run in the third quarter to give the Aggies their largest lead of the game, 55-0.

Thirteen different Aggies caught a pass in the game, led by junior WR Ron'quavion Tarver, who had five receptions for 42 yards and a touchdown. Redshirt freshman WR Jordan Nathan also caught five passes for 34 yards. Senior WR Braelon Roberts and sophomore WR Gerold Bright were on the receiving end of Myers' touchdown passes. Roberts hauled in a 19-yarder, while Bright went for 43 yards on a fourth-and-3 play.

Junior RB Eltoro Allen led Utah State's ground game with 89 yards and 18 carries. As a team, the Aggies finished with 318 yards on 57 carries, averaging 5.6 yards per rush. Senior RB Lajuan Hunt added 63 yards on 10 carries, including a 29-yard touchdown run to open the game's scoring with 9:26 to go in the first quarter.

Utah State racked up 589 yards of total offense, including 307 in the first half alone, on an eye-popping 98 plays. The Aggies led 38-0 at intermission.

Even the defense got into the scoring act as senior CB Jalen Davis sacked Josh Love, causing the Spartans' quarterback to fumble. Freshman LB Maika Magalei scooped up the ball and returned it 38 yards, making it 28-0 for the Aggies with 10:26 left in the second.

On the ensuing kickoff, SJSU fumbled a pooch kick by Utah State sophomore PK Dominik Eberle and Tarver recovered it at the Spartans' 28-yard line. Eight plays later, the Aggies were in the end zone again as redshirt freshman QB Jordan Love threw a 23-yard touchdown pass to Tarver, giving the visitors a 35-0 lead.

Another special teams play set up Utah State's final score of the half as junior LB Louy Compton blocked a punt, which junior QB DJ Nelson recovered. A week ago at Wake Forest, Nelson blocked a punt of his own.

The Aggies cashed in on the block as Eberle connected on a 23-yard field goal. Later in the third quarter, Eberle drilled a career-long 52-yarder that gave USU a 48-0 lead.

Eberle was a perfect 4-for-4 on field goals as he made good on a 20- and 27-yarder in the fourth quarter. His 19 points set a school record for points in a game by a kicker.

Defensively, the Aggies limited the Spartans to just 162 yards of total offense on 59 plays. All 10 of San José State's points came courtesy of two Aggie turnovers, including a 68-yard interception return for a touchdown by Jermaine Kelly in the third quarter.

Junior LB Chase Christiansen led Utah State with eight tackles, to go along with a forced fumble. Redshirt freshman S Baron Gajkowski had three tackles, including 1.0 sacks, to go along with one forced fumble, a fumble recovery and an interception.

Sophomore DE Jacoby Wildman finished with five tackles, including 1.5 tackles for loss and 1.0 sacks, and a fumble recovery. The Aggies forced five turnovers in the game, the most since the eight they had against Boise State during the 2015 season.



Redshirt freshman S Baron Gajkowski (15) had an interception, forced and recovered a fumble, and a sack as part of his three tackles against the Spartans.



/// GAME 5 RECAP vs. BRIGHAM YOUNG ///



September 29, 2017

MERLIN OLSEN FIELD AT MAVERIK STADIUM

SCORING SUMMARY

	1	2	3	4	FINAL
BYU	7	14	0	3	24
Utah State	7	17	3	13	40

First Quarter

USU - Raymond 32 yd pass from Myers (Eberle kick, 11:40)
BYU - Hannemann 46 yd interception return (Almond kick, 9:18)

Second Quarter

BYU - El Bakri 26 yd pass from Hoge (Almond kick, 14:51)
BYU - Tanner 40 yd pass from Hoge (Almond kick, 13:30)
USU - Davis 30 yd interception return (Eberle kick, 11:02)
USU - Tarver 36 yd pass from Myers (Eberle kick, 1:11)
USU - Eberle 32 yd field goal (0:03)

Third Quarter

USU - Eberle 40 yd field goal (12:56)

Fourth Quarter

USU - Myers 19 yd run (Myers rush failed, 14:52)
BYU - Almond 37 yd field goal (12:28)
USU - Davis 50 yd interception return (Eberle kick, 3:00)
Attendance: 12,426

TEAM STATISTICS

	BYU	USU
First Downs	20	14
Rushing	210	112
Passing	186	176
Total Offense	396	288
Fumbles: Number-Lost	3-3	1-0
Penalties: Number-Yards	8-55	4-38
Punts-Yards/Avg.	4-161/40.2	8-352/44.0
Punt returns: No-Yds-TD/Avg.	2-9-0/4.5	2-1-0/0.5
Kickoff Returns: No-Yds-TD/Avg.	5-41-0/8.2	3-55-0/18.3
Interceptions: No-Yds-TD	1-46-1	4-121-2
Fumble Returns: No-Yds-TD	0-0-0	0-0-0
Possession Time	28:49	31:11
Third-Down Conversions	4-of-14	7-of-21

INDIVIDUAL RUSHING

BYU: Tolutau, 21-102; Canada, 12-69; Hoge, 3-25; Dye, 4-20; Kafentzis, 3-16; Detmer, 1-1; El-Bakri, 1-(-1); Team, 1-(-22).
USU: Hunt, 18-65; Myers, 13-33, TD; Allen, 6-10; Hervey, 2-9; Nathan, 1-7; Colston-Green, 1-(-3); Team, 3-(-9).

INDIVIDUAL PASSING (C-A-I, Yds, TD)

BYU: Detmer, 7-20-3, 91, 0; Hoge, 5-9-1, 95, 2.
USU: Myers, 16-27-1, 176, 2; Love, 0-3-0, 0, 0.

INDIVIDUAL RECEIVING

BYU: Pau'u, 4-26; Bushman, 2-23; Shumway, 2-18; Tanner, 1-40, TD; Trinnaman, 1-39; El-Bakri, 1-26, TD; Simon, 1-14.
USU: Tarver, 6-76, TD; Raymond, 3-57, TD; Colston-Green, 2-24; Hunt, 2-7; Van Leeuwen, 2-4; Bright, 1-8.

USU Punt Returns: Nathan, 2-1.

USU KO Returns: Scarver, 2-31; Hunt, 1-24.

USU Interception Returns: Davis, 3-95, 2 TD; Leavitt, 1-26

USU Tackle Leaders: Tamaivena, 13; Christiansen, 10; Ferguson, 9; Leavitt, 7; Gajkowski, 5; Togiai, 5; Davis, 5.

UTAH STATE STARTERS

OFFENSE	DEFENSE
LT Andrus	DE Adeoye
LG Iniguez	DT Fata
C Ficklin	DE Togiai
RG Castaneda	LB Christiansen
RT Taylor	LB Tamaivena
WR Tarver	LB Magalei
WR Colston-Green	LB Larsen
WR Nathan	CB Davis
TE Raymond	CB Ingram
RB Hunt	BS Leavitt
QB Myers	FS Ferguson



Senior CB Jalen Davis (13) had a career-high three interceptions and returned two of them for touchdowns from 30 and 50 yards, respectively, in Utah State's 40-24 home win against BYU. Davis added five tackles and one pass breakup against the Cougars.

LOGAN, Utah - Utah State senior CB Jalen Davis intercepted a career-high three passes and returned two of them for touchdowns as USU closed out the non-conference portion of its schedule with a 40-24 home win over BYU on Friday, Sept. 29, 2017, at Maverik Stadium.

Davis, who set a school record with his two pick-sixes, now has five interceptions on the season and 11 in his career, which is tied with three other players for the fourth-most in school history. Furthermore, the three picks tied a Mountain West record.

Senior QB Kent Myers was 16-of-27 passing for 176 yards and two touchdowns, to go along with 33 yards rushing, including a 19-yard touchdown run that gave the Aggies (3-2, 1-0 Mountain West) a 33-21 lead with 14:52 to go in the fourth quarter.

Utah State, which rallied from 14 points down, regained possession of the Old Wagon Wheel, the traveling trophy between the two schools. That 14-point deficit overcome is USU's largest since rallying from 20 points down (27-7) against Nevada in 2015.

Davis' three interceptions were a part of seven takeaways by the Aggies, including fumble recoveries by junior linebackers Derek Larsen and Suli Tamaivena, and redshirt freshman CB Ja'Marcus Ingram. Additionally, senior BS Dallin Leavitt, who began his collegiate career at BYU, had an interception, seven tackles and a pass breakup.

Freshman RB Ula Tolutau led BYU (1-4) with 102 yards rushing on 21 carries, while quarterbacks Koy Detmer Jr. and Beau Hoge combined to go 12-of-29 for 186 yards and two touchdowns, to go along with four interceptions.

Junior WR Ron'quavion Tarver led all receivers in the game with six receptions for 76 yards, including a 36-yard touchdown pass from Myers that tied the game at 21-all with 1:11 remaining in the first half.

Senior RB LaJuan Hunt led Utah State's ground game with 65 yards on 18 carries.

Tamaivena recorded a career- and game-high 13 tackles for the Aggies, while fellow junior LB Chase Christiansen added a career-best 10 stops, including 1.0 tackles for loss, and a forced fumble.

Utah State took the opening kickoff and drove 75 yards in nine plays, scoring on a 32-yard touchdown pass from Myers to redshirt sophomore TE Dax Raymond and the Aggies led 7-0 with 11:40 left in the first quarter.

However, the tide turned in favor of the Cougars after Micah Hannemann intercepted a pass by Myers and returned it 46 yards for a touchdown. BYU ended up reeling off 21 unanswered points to open a 21-7 lead with 13:30 left in the second quarter.

But, just as soon as the Cougars grabbed the momentum, the Aggies got it back - courtesy of their own pick-six. Davis intercepted a pass by Hoge and returned it 30 yards for a touchdown, bringing USU to within 21-14 with 11:02 left in the second.

After Leavitt intercepted a pass by Detmer, the Aggies turned the pick into three more points. Sophomore PK Dominik Eberle connected from 32 yards out to send Utah State into the locker room with a 24-21 lead.

BYU turned it over again on its very first drive of the second half. USU senior DE Ian Togiai forced the fumble and Ingram recovered it. The Aggies then scored on a 40-yard field goal by Eberle to make it 27-21 with 12:56 to go in the third.

After BYU pulled within 33-24 following a 37-yard field goal with 12:28 to go, Davis sealed it for the Aggies with 50-yard interception return for a touchdown with 3:00 to go.



Senior QB Kent Myers (2) was 16-of-27 passing for 176 yards with two touchdowns, and rushed for 33 yards on 13 carries with another score against BYU.





/// GAME 6 RECAP vs. COLORADO STATE ///



October 7, 2017

MERLIN OLSEN FIELD AT MAVERIK STADIUM

SCORING SUMMARY

	1	2	3	4	FINAL
Colorado State	17	7	0	3	27
Utah State	0	7	0	7	14

First Quarter

CSU - Butler 15 yd pass from Stevens (Bryan kick, 10:14)
 CSU - Bryan 33 yd field goal (4:06)
 CSU - Matthews 5 yd run (Bryan kick, 00:44)

Second Quarter

CSU - Fackrell 20 yd pass from Stevens (Bryan kick, 9:36)
 USU - Nelson 20 yd blocked punt return (Eberle kick, 6:08)

Fourth Quarter

CSU - Bryan 20 yd field goal (9:45)
 USU - Hunt 22 yd pass from Myers (Eberle kick, 1:37)
 Attendance: 18,004

TEAM STATISTICS

	CSU	USU
First Downs	29	14
Rushing	216	63
Passing	293	149
Total Offense	509	212
Fumbles: Number-Lost	1-0	1-0
Penalties: Number-Yards	8-85	7-73
Punts-Yards/Avg.	4-158/39.5	10-429/42.9
Punt returns: No-Yds-TD/Avg.	2-18-0/9.0	3-53-1/17.7
Kickoff Returns: No-Yds-TD/Avg.	0-0-0/0.0	3-63-0/21.0
Interceptions: No-Yds-TD	0-0-0	0-0-0
Fumble Returns: No-Yds-TD	0-0-0	0-0-0
Possession Time	37:12	22:48
Third-Down Conversions	6-of-15	5-of-16

INDIVIDUAL RUSHING

CSU: Dawkins, 21-134; Matthews, 20-84, TD; May, 2-5; Boddie, 2-4; Stevens, 2-2; Kinsey, 3-2; Clark, 1-0; Team, 1-(-2).
USU: Hunt, 8-19; Allen, 4-18, Love, 1-11; Myers, 16-6; Tarver 0-9.

INDIVIDUAL PASSING (C-A-I, Yds, TD)

CSU: Stevens, 22-31-0, 293, 2.
USU: Myers, 17-29-0, 152, 1; Love, 1-5-0, -3, 0.

INDIVIDUAL RECEIVING

CSU: Gallup, 7-88; Johnson, 4-59; Clark, 4-54; Fackrell, 2-31, TD; Dawkins, 2-11; Matthews, 1-19; Prentice, 1-16; Butler, 1-15, TD.
USU: Raymond, 6-45; Allen, 5-45; Hunt 4-30, TD; Tarver, 2-8; Terrell, 1-16; Nathan, 0-10; Myers, 0-(-5).

USU Punt Returns: Nathan, 2-10; Nelson, 1-20, TD.

USU KO Returns: Scarver, 3-63.

USU Interception Returns: None.

USU Tackle Leaders: Tamaivena, 14; Ferguson, 13; Wildman, 7; Baker, 7; Davis, 6; Christiansen, 6.

UTAH STATE STARTERS

OFFENSE

LT Andrus
 LG Iniguez
 C Ficklin
 RG Ali'ifua
 RT Castaneda
 WR Tarver
 WR Roberts
 WR Nathan
 TE Raymond
 RB Hunt
 QB Myers

DEFENSE

DE Adeoye
 DT Schuster
 DE Togiai
 LB Christiansen
 LB Tamaivena
 LB Magalei
 CB Haney
 CB Davis
 CB Ingram
 BS Leavitt
 FS Ferguson



Senior RB LaJuan Hunt (21) had his first receiving touchdown of the season on a 22-yard catch in Utah State's 27-14 home loss to Colorado State. Hunt tied his career high with four receptions in the game for 30 yards, while carrying the ball eight times for 19 yards.

LOGAN, Utah - Utah State LB Suli Tamaivena and BS Gaje Ferguson combined for 27 tackles, and backup QB DJ Nelson scored the first touchdown of his career on a blocked punt, but it still wasn't enough in the Aggies' 27-14 Mountain West loss to Colorado State on Saturday, Oct. 7, 2017, on Merlin Olsen Field at Maverik Stadium.

Tamaivena, a junior, recorded a career-best 14 tackles, while Ferguson, also a junior, added a career-high 13 stops for Utah State (3-3, 1-1 MW), which had its two-game winning streak snapped. Tamaivena also had two quarterback hurries and 0.5 tackles for loss in the game. Sophomore DE Jacoby Wildman and sophomore LB Dalton Baker both added a career high seven tackles, while senior CB Jalen Davis had a season-high six stops to go along with one pass breakup.

In all, Utah State finished the game with six tackles for loss as sophomore NG Christopher 'Unga had a career-high 1.5 TFL's, while senior DE Ian Togiai, junior NG Gasetoto Schuster, junior LB Chase Christiansen and sophomore CB Cameron Haney each added 1.0 TFL. Schuster also added a forced fumble in the contest.

Colorado State limited the Aggies to just 212 yards of total offense. Senior QB Kent Myers was 17-of-29 passing for 152 yards, including a 22-yard touchdown pass to senior RB LaJuan Hunt that pulled the home team to within 27-14 with 1:37 to go in the game. Myers finished the game with a career-high-tying 16 carries, but netted just six yards, as he was sacked seven times on the day.

Hunt led Utah State in rushing with 19 yards on eight carries. He matched his career high in catches with four for 30 yards. Redshirt sophomore TE Dax Raymond was the Aggies' top receiver on the day with a career-best six catches for 45 yards, while junior RB Elforo Allen had five receptions for 45 yards, both career highs.

Following Hunt's first touchdown reception since the second game of the 2015 campaign, Utah State successfully converted the ensuing on-side kick. Sophomore PK Dominik Eberle got the perfect bounce on his kick and Hunt recovered it.

However, Colorado State did not allow the Aggies to move the ball and Utah State turned it over on downs with 1:09 remaining.

Rams QB Nick Stevens completed 22-of-31 passes for 293 yards and two touchdowns to help Colorado State (4-2, 2-0 Mountain West) remain perfect in the Mountain Division of the conference.

Colorado State scored the first 24 points of the game and it was a special teams play that finally got Utah State on the board. Nelson took matters into his own hands as he blocked a punt by the Rams' Ryan Stonehouse, scooped it up and returned it 20 yards for a touchdown, pulling the Aggies to within 24-7 with 6:08 left until halftime.

Neither team committed a turnover in the game as Utah State had forced 12 takeaways in its previous two outings. For USU, it was the first time in 10 games it had not committed a turnover on offense.

Junior P Aaron Dalton also had a solid day on special teams for Utah State as he punted 10 times for an average of 42.9, including a long of 54 yards and three of his punts were downed inside the 20-yard line.



Junior LB Suli Tamaivena (42) had a career-high 14 tackles, including 0.5 tackles for loss, and two quarterback hurries against the Rams.



/// GAME 7 RECAP vs. WYOMING ///



October 14, 2017

MERLIN OLSEN FIELD AT MAVERIK STADIUM

SCORING SUMMARY

	1	2	3	4	FINAL
Wyoming	3	6	7	12	28
Utah State	6	10	0	7	13

First Quarter

USU - Eberle 45 yd field goal (11:29)

WYO - Rothe 21 yd field goal (4:58)

USU - Eberle 31 yd field goal (:19)

Second Quarter

WYO - Allen 1 yd run (kick failed, 9:14)

USU - Roberts 29 yd pass from Vaughns (Eberle kick, 6:41)

USU - Eberle 49 yd field goal (:03)

Third Quarter

WYO - Prosser 28 yd interception return (Rothe kick, 8:46)

Fourth Quarter

USU - Nelson 4 yd run (Eberle kick, 12:40)

WYO - Rothe 29 yd field goal (8:51)

WYO - Johnson 28 yd pass from Allen (Rothe kick, 3:45)

WYO - Safety (:37)

Attendance: 22,234

TEAM STATISTICS

	WYO	USU
First Downs	14	23
Rushing	85	131
Passing	208	232
Total Offense	293	363
Fumbles: Number-Lost	0-0	3-2
Penalties: Number-Yards	8-75	4-50
Punts-Yards/Avg.	6-216/36.0	2-81/40.5
Punt returns: No-Yds-TD/Avg.	1-(-1)-0/-1.0	1-10-0/10.0
Kickoff Returns: No-Yds-TD/Avg.	3-54-0/18.0	4-89-0/22.2
Interceptions: No-Yds-TD	3-34-1	1-0-0
Fumble Returns: No-Yds-TD	0-0-0	0-0-0
Possession Time	31:47	28:13
Third-Down Conversions	4-of-15	6-of-16

INDIVIDUAL RUSHING

WYO: Woods, 15-40; Allen, 16-36, TD; Overstreet, 2-7; Evans, 1-3

USU: Hunt, 18-73; Myers, 11-23; Allen, 1-15; Vaughns, 1-14; Miller, 2-5; Scarver, 1-5; Nelson, 1-4, TD; Love, 2-(-8).

INDIVIDUAL PASSING (C-A-I, Yds, TD)

WYO: Allen, 18-26-1, 208, 1

USU: Myers, 11-20-0, 94, 0; Love, 8-18-3, 109, 0;

Vaughns, 1-1-0, 29, 1

INDIVIDUAL RECEIVING

WYO: Price, 4-72; Conway, 4-17; Evans, 3-23; Harshman, 2-47; Johnson, 1-28, TD; Van Maanen, 1-8; Woods, 1-6; Hall, 1-4.

USU: Raymond, 5-72; Roberts, 4-50, TD; Hunt, 4-19; Vaughns, 2-46; Terrell, 2-25; Van Leeuwen, 1-9; Miller, 1-8; Tarver, 1-3.

USU Punt Returns: Nathan, 1-10.

USU KO Returns: Scarver, 4-89.

USU Interception Returns: Leavitt, 1-0.

USU Tackle Leaders: Tamaivena, 14; Leavitt, 8.

UTAH STATE STARTERS

OFFENSE

LT	Andrus	DE	Adeoye
LG	Iniguez	DT	'Unga
C	Ficklin	DE	Wildman
RG	All'ifua	LB	Christiansen
RT	Castaneda	LB	Tamaivena
WR	Tarver	LB	Baker
WR	Roberts	LB	Larsen
WR	Nathan	CB	Davis
TE	Raymond	CB	Ingram
RB	Hunt	BS	Leavitt
QB	Myers	FS	Ferguson

DEFENSE



Senior WR Braelon Roberts (88) had a career-high-tying four receptions for a career-best 50 yards and caught a career-long 29-yard pass for his third-career touchdown in Utah State's 28-23 home loss to Wyoming.

LOGAN, Utah - Utah State junior QB DJ Nelson scored his second special teams touchdown in as many weeks, giving the Aggies a 23-16 lead early in the fourth quarter, but Wyoming scored the final 12 points to stun the hosts on Homecoming, 28-23, in front of 22,234 fans on Saturday, Oct. 14, 2017, on Merlin Olsen Field at Maverik Stadium.

Wyoming (4-2, 2-0 Mountain West) pulled within 23-19 with 8:51 left on a 29-yard field goal by Cooper Rothe, then took the lead for good five minutes later on a 28-yard touchdown pass from Josh Allen to C.J. Johnson.

Down 26-23 with 3:38 to go, Utah State (3-4, 1-2 MW) took over on its own 34-yard line following a 34-yard kickoff return by freshman WR Savon Scarver. In two plays, the Aggies had crossed midfield courtesy of 10- and 7-yard runs, respectively, by senior RB LaJuan Hunt. However, Hunt fumbled the third play of the series and Wyoming's Cassh Maluia recovered it. The fumble was one of five turnovers the Aggies had on the day.

Utah State's defense forced Wyoming to go three-and-out, but Cowboys punter Tim Zaleski pinned the Aggies on their own 7-yard line with 49 seconds left. Two plays later, Utah State senior QB Kent Myers was tackled in the end zone for a safety, giving Wyoming its final margin of victory.

Myers and redshirt freshman QB Jordan Love split time under center, going a combined 19-of-38 for 203 yards and three interceptions.

Redshirt sophomore TE Dax Raymond led the Aggies with five catches for a career-best 72 yards, while senior WR Braelon Roberts tied his career high with four catches for a career-best 50 yards and a touchdown.

Hunt led all rushers in the game with 73 yards on 18 carries. He also caught a career-high-tying four passes for 19 yards.

For the third consecutive week, junior LB Suli Tamaivena recorded double-digit tackles with a career-high-tying 14 stops. In the last three games alone, he has racked up 41 tackles.

Nelson's touchdown came on a fake field goal. As the team's holder, he kept the snap from senior LS Emmett Odegard and ran four yards for the score, giving the hosts a 23-16 lead with 12:40 to go.

A week ago against Colorado State, Nelson returned his own blocked punt 43 yards for his first career touchdown.

Following a 1-yard touchdown run by Allen on fourth-and-goal that gave Wyoming a 9-6 lead, Utah State went back in front on the very next possession as junior WR Aaren Vaughns threw a 29-yard touchdown

pass to Roberts on a reverse. The score gave Utah State a 13-9 lead with 6:41 remaining in the first half.

Vaughns had a second quarter to remember as he also had a 29-yard reception and 14-yard run. He finished the game with two catches for 46 yards.

Junior PK Dominik Eberle was a perfect 3-for-3 on field goals in the first half. He made good from 45 and 31 yards, respectively, in the first quarter, and added a 49-yarder just before the half to give the Aggies a 16-9 lead at the break.

Eberle's first field goal of the day was set up courtesy of an interception by senior BS Dallin Leavitt.



Junior LB Suli Tamaivena (42) had a career-high-tying 14 tackles, including a career-best 2.0 sacks, and one pass breakup against the Cowboys.



/// GAME 8 RECAP vs. UNLV ///



October 21, 2017

SAM BOYD STADIUM

SCORING SUMMARY

	1	2	3	4	FINAL
Utah State	7	21	7	17	52
UNLV	14	14	0	0	28

First Quarter

UNLV - Thomas 14 yd run (Gutierrez kick, 6:49)
 UNLV - Rogers 6 yd run (Gutierrez kick, 2:32)
 USU - Scarver 70 yd pass from Love (Eberle kick, 1:56)

Second Quarter

UNLV - Thomas 41 yd run (Gutierrez kick, 13:58)
 USU - Hunt 13 yd run (Eberle kick, 12:51)
 UNLV - Rogers 7 yd run (Gutierrez kick, 6:05)
 USU - Nathan 75 yd pass from Love (Eberle kick, 5:54)
 USU - Hunt 1 yd run (Eberle kick, 2:28)

Third Quarter

USU - Love 5 yd run (Eberle kick, 6:38)

Fourth Quarter

USU - Hunt 30 yd run (Eberle kick, 14:15)
 USU - Eberle 24 yd field goal (10:53)
 USU - Hervey 7 yd run (Eberle kick, 0:59)

Attendance: 18,157

TEAM STATISTICS

	USU	UNLV
First Downs	25	25
Rushing	265	375
Passing	323	85
Total Offense	588	460
Fumbles: Number-Lost	2-2	1-1
Penalties: Number-Yards	6-55	4-32
Punts-Yards/Avg.	3-123/41.0	7-249/35.6
Punt Returns: No-Yds-TD/Avg.	2-92/0/46.0	0-0/0/0.0
Kickoff Returns: No-Yds-TD/Avg.	3-108-0/36.0	3-46-0/15.3
Interceptions: No-Yds-TD	2-3-0	0-0-0
Fumble Returns: No-Yds-TD	1-0-0	2-0-0
Possession Time	24:25	35:35
Third-Down Conversions	8-of-14	6-of-17

INDIVIDUAL RUSHING

UNLV: Thomas, 19-161, 2 TD; Rogers, 10-75, 2 TD; Campbell, 9-65; Palandech, 13-53; Tejchman, 2-21.
USU: Hunt, 16-101, 3 TD; Miller, 11-48; Love, 8-42, TD; Allen, 4-26; Hervey, 3-19, TD; Myers, 2-13; Vaughns, 1-8; Bright, 1-6; Scarver, 1-2.

INDIVIDUAL PASSING (C-A-I, Yds, TD)

UNLV: Palandech, 8-18-2, 48, 0; Rogers, 5-12-0, 37, 0.
USU: Love, 19-27-0, 316, 2; Myers, 1-2-0, 7, 0.

INDIVIDUAL RECEIVING

UNLV: Woods, Jr., 4-35; Keys, 4-30; Thomas, 2-7; Tejchman, 1-7; Presley, 1-3; Holt, 1-3.
USU: Raymond, 5-41; Nathan, 3-92, TD; Van Leeuwen, 3-24; Scarver, 2-75, TD; Hunt, 2-39; Vaughns, 2-19; Byers, 1-18; Tarver, 1-8; Roberts, 1-7.

USU Punt Returns: Nathan, 2-92-0.

USU KO Returns: Scarver, 3-108-0.

USU Interception Returns: Leavitt, 1-0; Latu, 1-3.

USU Tackle Leaders: Tamaivena, 10; Leavitt, 8.

UTAH STATE STARTERS

OFFENSE	DEFENSE
LT Andrus	DE Adeoye
LG Iniguez	DT 'Unga
C Ficklin	DE Wildman
RG Castaneda	LB Christiansen
RT Taylor	LB Tamaivena
WR Tarver	LB Baker
WR Roberts	LB Larsen
WR Nathan	CB Davis
TE Raymond	CB Ingram
RB Hunt	BS Leavitt
QB Love	FS Ferguson



Redshirt freshman QB Jordan Love (10) was 19-of-27 passing for 316 yards and two touchdowns in his first career start as Utah State posted a 52-28 Mountain West road win at UNLV. Love also rushed for 42 yards on eight carries and another score.

LAS VEGAS, Nev. - Redshirt freshman QB Jordan Love made his first career start and passed for 316 yards and two touchdowns to lead Utah State to a come-from-behind 52-28 victory over UNLV on Saturday, Oct. 21, 2017, in front of 18,157 fans at Sam Boyd Stadium.

Love finished the game by completing 19-of-27 passes. He also had 42 yards rushing on eight carries, including a 5-yard touchdown run with 6:38 left in the third quarter to give the Aggies the lead for good, 35-28.

Senior RB LaJuan Hunt rushed for 101 yards and three touchdowns as Utah State (4-4, 2-2 Mountain West) rallied back from three separate 14-point deficits in the first half. The Aggies racked up 588 yards of total offense – the third-most this season and 17th-most in school history.

Utah State, which scored 38 unanswered points, gained 323 yards through the air and churned out 265 more on the ground, both of which are the second most in a game this season. Redshirt sophomore TE Dax Raymond led USU with five receptions for 41 yards.

Love threw touchdown passes of 70 and 75 yards, respectively, to become the first Aggie signal caller to throw three touchdown passes of 70 or more yards in a season since 2014. His other 70-plus-yarder this year was at Wake Forest. Furthermore, the last time the Aggies had two 70-yard scoring plays in the same game was in 2012 against New Mexico State.

Freshman WR Savon Scarver, a native of Las Vegas, finished with 185 all-purpose yards, including a 70-yard touchdown pass in the first quarter. He also returned three kickoffs for 108 yards, including a long of 68.

Redshirt freshman WR Jordan Nathan tallied 184 all-purpose yards – 92 receiving and 92 on a pair of punt returns, including a 70-yarder.

Defensively, junior LB Suli Tamaivena led the Aggies with 10 tackles, including 1.0 sacks. It was his fourth consecutive double-digit tackle outing. Senior BS Dallin Leavitt added eight stops and an interception, while junior CB Deante Fortenberry had five tackles and a fumble recovery. Sophomore CB Cameron Haney had a career-high three pass breakups, to go along with three tackles, and junior LB Ofa Latu added an interception.

UNLV (2-5, 1-3), losers of three in a row, finished with 460 yards of total offense. Running back Lexington Thomas had 161 yards rushing and two touchdowns on 19 carries, helping the Rebels amass 375 yards on the ground.

Trailing 14-0 late in the first quarter, Scarver caught his first career touchdown on a 70-yard pass from Love to cut the deficit in half. Hunt scored on a 13-yard run with 12:51 left in the second, pulling the Aggies to within 21-14 with 12:51 remaining in the quarter.

UNLV went up by 14 again on a 7-yard touchdown run by quarterback Armani Rogers, but USU scored a pair of touchdowns less than four minutes apart to pull even. Nathan hauled in a 75-yard touchdown pass from Love to make it 28-21, while Hunt added his second touchdown on a 1-yard run as the Aggies pulled even at 28 with 2:28 left in the quarter.

After Love's go-ahead touchdown in the third quarter, Hunt scored on a 30-yard run early in the fourth for his third and final score, while sophomore PK Dominik Eberle booted a 24-yard field goal to make it 45-28. The Aggies put the exclamation point on the victory with a 7-yard touchdown run by junior RB Justen Hervey with less than a minute to go.



Junior LB Suli Tamaivena (42) had 10 tackles, which included 1.0 sacks, against the Rebels.



/// UTAH STATE'S 2017 OPPONENTS SCHEDULES/RESULTS ///

#5 WISCONSIN (8-0, 5-0 B1G)

S 1	UTAH STATE	W, 59-10
S 9	FLORIDA ATLANTIC	W, 31-14
S 16	at BYU	W, 40-6
S 30	NORTHWESTERN*	W, 33-24
O 7	at Nebraska*	W, 38-17
O 14	PURDUE*	W, 17-9
O 21	MARYLAND*	W, 38-13
O 28	at Illinois*	W, 24-10
N 4	at Indiana	10 am
N 11	IOWA*	TBA
N 18	MICHIGAN*	TBA
N 25	at Minnesota*	TBA

IDAHO STATE (4-5, 2-4 Big Sky)

A 31	WESTERN OREGON	W, 37-6
S 7	at Utah State	L, 13-51
S 16	at Nevada	W, 30-28
S 23	Northern Colorado*	L, 42-43
S 30	CAL POLY*	W, 38-34
O 7	MONTANA*	L, 31-39
O 14	at Sacramento State*	L, 21-41
O 21	PORTLAND STATE*	W, 59-30
O 28	at Montana State*	L, 14-28
N 4	UC DAVIS*	2:30 pm
N 18	at Weber State*	2 pm

WAKE FOREST (5-3, 2-3 ACC)

A 31	PRESBYTERIAN	W, 51-7
S 9	at Boston College*	W, 34-10
S 16	UTAH STATE	W, 46-10
S 23	at Appalachian State	W, 20-19
S 30	FLORIDA STATE*	L, 19-26
O 7	at #2 Clemson*	L, 14-28
O 21	at Georgia Tech*	L, 24-38
O 28	LOUISVILLE*	W, 42-32
N 4	at Notre Dame	1:30 pm
N 11	at Syracuse*	TBA
N 18	NC STATE*	TBA
N 25	DUKE*	TBA

SAN JOSÉ STATE (1-8, 0-4 MW)

A 26	#19 SOUTH FLORIDA	L, 22-42
S 2	CAL POLY	W 34-13
S 9	at Texas	L, 0-56
S 16	at Utah	L, 16-54
S 23	UTAH STATE*	L, 10-61
S 30	at UNLV*	L, 13-41
O 7	FRESNO STATE*	L, 10-27
O 14	at Hawai'i*	L, 26-37
O 28	at BYU	L, 20-41
N 4	SAN DIEGO STATE*	8:30 pm
N 11	at Nevada*	TBA
N 18	at Colorado State*	1:30 pm
N 25	WYOMING*	TBA

All times are MT

* = Conference game

BYU (2-7)

A 26	PORTLAND STATE	W, 20-6
S 2	vs. #12 LSU	L, 0-27
S 9	#23 UTAH	L, 13-19
S 16	#10 WISCONSIN	L, 6-40
S 29	at Utah State	L, 24-40
O 6	BOISE STATE	L, 7-24
O 14	at Mississippi State	L, 10-35
O 21	at East Carolina	L, 17-33
O 28	SAN JOSÉ STATE	W, 41-20
N 4	at Fresno State	8:45 pm
N10	at UNLV	8:30 pm
N 18	UMASS	1 pm
N25	at Hawai'i	8 pm

COLORADO STATE (6-3, 4-1 MW)

A 26	OREGON STATE	W, 58-27
S 1	vs. Colorado	L, 3-17
S 9	ABILENE CHRISTIAN	W, 38-10
S 16	at #1 Alabama	L, 23-41
S 30	at Hawai'i*	W, 51-21
O 7	at Utah State*	W, 27-14
O 14	NEVADA*	W, 44-42
O 20	at New Mexico*	W, 27-24
O 28	AIR FORCE*	L, 20-41
N 4	at Wyoming*	5 pm
N 11	BOISE STATE*	8:30 pm
N 18	SAN JOSÉ STATE*	1:30 pm

WYOMING (5-3, 3-1 MW)

S 2	at Iowa	L, 3-24
S 9	GARDNER-WEBB	W, 27-0
S 16	OREGON	L, 13-49
S 23	HAWAII*	W, 28-21
S 30	TEXAS STATE	W, 45-10
O 14	at Utah State*	W, 28-23
O 21	at Boise State*	L, 14-24
O 28	NEW MEXICO*	W, 42-3
N 4	COLORADO STATE*	5 pm
N 11	at Air Force*	TBA
N 18	FRESNO STATE*	12 pm
N 25	at San José State	TBA

UNLV (3-5, 2-3 MW)

S 2	HOWARD	L, 43-40
S 9	at Idaho	W, 44-16
S 23	at #10 Ohio State	L, 21-54
S 30	SAN JOSÉ STATE*	W, 41-13
O 7	#19 SAN DIEGO STATE*	L, 10-41
O 14	at Air Force*	L, 30-34
O 21	UTAH STATE*	L, 28-52
O 28	at Fresno State*	W, 26-16
N 4	HAWAII*	4 pm
N 10	BYU	8:30 pm
N 17	at New Mexico*	7:30 pm
N 25	at Nevada*	1 pm

All times are MT

* = Conference game

BOISE STATE (7-2, 4-0 MW)

S 2	TROY	W, 24-13
S 9	at #20 Washington St. L, 44-47 (3OT)	
S 14	NEW MEXICO*	W, 28-14
S 22	VIRGINIA	L, 23-42
O 6	at BYU	W, 24-7
O 14	at San Diego State*	W, 31-14
O 21	WYOMING*	W, 24-14
O 28	at Utah State*	W, 41-14
N 4	NEVADA*	5 pm
N 11	at Colorado State*	8:30 pm
N 18	AIR FORCE*	TBA
N 25	at Fresno State*	1:30 pm

NEW MEXICO (3-5, 1-4 MW)

S 2	ABILENE CHRISTIAN	W, 38-14
S 9	NEW MEXICO STATE	L, 28-30
S 14	at Boise State*	L, 14-28
S 23	at Tulsa	W, 16-13
S 30	AIR FORCE*	W, 56-38
O 14	at Fresno State*	L, 0-38
S 20	COLORADO STATE*	L, 24-27
S 28	at Wyoming*	L, 3-42
N 4	UTAH STATE*	3:30 pm
N 11	at Texas A&M	TBA
N 17	UNLV*	7:30 pm
N 24	at San Diego State*	1:30 pm

HAWAII (3-5, 1-4 MW)

A 26	at UMass	W, 38-35
S 2	WESTERN CAROLINA	W, 41-18
S 9	at UCLA	L, 23-56
S 23	at Wyoming	L, 21-28
S 30	COLORADO STATE*	L, 21-51
O 7	at Nevada*	L, 21-35
O 14	SAN JOSÉ STATE*	W, 37-26
O 28	SAN DIEGO STATE*	L, 7-28
N 4	at UNLV*	4 pm
N 11	FRESNO STATE*	10 pm
N 18	at Utah State*	TBA
N 25	BYU	8 pm

AIR FORCE (4-4, 3-2 MW)

S 2	VMI	W, 62-0
S 16	at Michigan	L, 13-29
S 23	#22 SAN DIEGO STATE*	L, 24-28
S 30	at New Mexico*	L, 38-56
O 7	at Navy	L, 45-48
O 14	UNLV*	W, 34-30
O 20	at Nevada*	W, 45-42
O 28	at Colorado State*	W, 45-28
N 4	ARMY	1:30 pm
N 11	WYOMING*	TBA
N 18	at Boise State*	TBA
N 25	UTAH STATE	TBA

All times are MT

* = Conference game





2017 UTAH STATE FOOTBALL STATS

Date	Opponent	Score	Att.
Sep 01, 2017	at #9 Wisconsin	L 10-59	75324
Sep 07, 2017	IDAHO STATE	W 51-13	19638
Sep 16, 2017	at Wake Forest	L 10-46	27971
* Sep 23, 2017	at San Jose State	W 61-10	12426
Sep 29, 2017	BYU	W 40-24	24112
* Oct 07, 2017	COLORADO STATE	L 14-27	18004
* Oct 14, 2017	WYOMING	L 23-28	22234
* Oct 21, 2017	at UNLV	W 52-28	18157
* Oct 28, 2017	BOISE STATE	L 14-41	19012

Rushing	gp	att	gain	loss	net	avg	td	lg	avg/g
HUNT, LaJuan	9	111	456	21	435	3.9	6	30	48.3
ALLEN, Eltoro	9	68	302	18	284	4.2	1	17	31.6
MYERS, Kent	9	76	398	137	261	3.4	5	68	29.0
HERVEY, Justen	9	25	113	3	110	4.4	1	13	12.2
MILLER, Tre	3	20	95	2	93	4.7	0	18	31.0
LOVE, Jordan	8	19	107	30	77	4.1	1	17	9.6
NATHAN, Jordan	9	6	36	6	30	5.0	0	19	3.3
LINDSEY, Tonny	1	6	28	0	28	4.7	0	7	28.0
VAUGHNS, Aaren	8	2	22	0	22	11.0	0	14	2.8
SCARVER, Savon	9	3	11	0	11	3.7	0	5	1.2
WILDMAN, Jacoby	9	1	11	0	11	11.0	0	11	1.2
TARVER, R.	9	0	9	0	9	0.0	0	0	1.0
ARTIST, Chad	2	1	7	0	7	7.0	0	7	3.5
BRIGHT, Gerold	8	1	6	0	6	6.0	0	6	0.8
NELSON, DJ	8	2	4	3	1	0.5	1	4	0.1
Total	9	348	1605	241	1364	3.9	15	68	151.6
Opponents	9	411	2039	244	1795	4.4	14	59	199.4

Passing	gp	effic	comp-att-int	pct	yds	td	lg	avg/g
MYERS, Kent	9	121.20	122-193-7	63.2	1224	7	43	136.0
LOVE, Jordan	8	120.24	64-121-4	52.9	869	5	77	108.6
VAUGHNS, Aaren	8	336.80	1-2-0	50.0	29	1	29	3.6
ALLEN, Eltoro	9	0.00	0-1-0	0.0	0	0	0	0.0
Total	9	121.81	187-317-11	59.0	2122	13	77	235.8
Opponents	9	134.26	145-253-10	57.3	1927	16	45	214.1

Receiving	gp	no.	yds	avg	td	lg	avg/g
TARVER, R.	9	32	332	10.4	4	57	36.9
RAYMOND, Dax	8	31	356	11.5	1	32	44.5
HUNT, LaJuan	9	22	131	6.0	1	38	14.6
NATHAN, Jordan	9	21	280	13.3	2	75	31.1
VAN LEEUWEN, Z.	9	12	132	11.0	0	64	14.7
ROBERTS, B.	9	12	124	10.3	2	29	13.8
TERRELL, Carson	8	9	105	11.7	0	22	13.1
BRIGHT, Gerold	8	8	169	21.1	2	77	21.1
ALLEN, Eltoro	9	8	61	7.6	0	17	6.8
VAUGHNS, Aaren	8	7	90	12.9	0	29	11.2
SCARVER, Savon	9	6	160	26.7	1	70	17.8
COLSTON-GREEN	7	6	100	16.7	0	40	14.3
BYERS, Alex	7	4	30	7.5	0	18	4.3
HOBBS, Damion	9	4	23	5.8	0	17	2.6
LINDSEY, Tonny	1	2	16	8.0	0	12	16.0
Total	9	187	2122	11.3	13	77	235.8
Opponents	9	145	1927	13.3	16	45	214.1

Field Goals	fg	pct.	01-19	20-29	30-39	40-49	50-59	lg	blk
EBERLE, Dominik	14-15	93.3	0-0	6-6	3-4	4-4	1-1	52	1
SMITH, Michael	1-1	100.0	0-0	0-0	0-0	1-1	0-0	42	0

Scoring	td	fg	kick	PAT	rush	rcv	pass	dxp	saf	pts
EBERLE, Dominik	-	14-15	32-32	-	-	-	-	-	-	74
HUNT, LaJuan	7	-	-	-	-	-	-	-	-	42
MYERS, Kent	5	-	-	0-1	-	-	-	-	-	30
TARVER, R.	4	-	-	-	-	-	-	-	-	24
DAVIS, Jalen	3	-	-	-	-	-	-	-	-	18
BRIGHT, Gerold	2	-	-	-	-	-	-	-	-	12
ROBERTS, B.	2	-	-	-	-	-	-	-	-	12
NATHAN, Jordan	2	-	-	-	-	-	-	-	-	12
NELSON, DJ	2	-	-	-	-	-	-	-	-	12
ALLEN, Eltoro	1	-	-	-	-	-	-	-	-	6
MAGALEI, Maika	1	-	-	-	-	-	-	-	-	6
HERVEY, Justen	1	-	-	-	-	-	-	-	-	6
SCARVER, Savon	1	-	-	-	-	-	-	-	-	6
LOVE, Jordan	1	-	-	-	-	-	-	-	-	6
RAYMOND, Dax	1	-	-	-	-	-	-	-	-	6
Total	33	15-16	32-32	0-1	-	-	-	-	-	275
Opponents	34	12-13	32-33	0-1	-	-	-	-	2	276

Record:	Overall	Home	Away	Neutral
All games	4-5	2-3	2-2	0-0
Conference	2-3	0-3	2-0	0-0
Non-Conference	2-2	2-0	0-2	0-0

Team Statistics	USU	OPP
FIRST DOWNS	175	191
Rushing	71	89
Passing	92	86
Penalty	12	16
RUSHING YARDAGE	1364	1795
Rushing Attempts	348	411
Average Per Rush	3.9	4.4
Average Per Game	151.6	199.4
Tds Rushing	15	14
PASSING YARDAGE	2122	1927
Comp-Att-Int	187-317-11	145-253-10
Average Per Pass	6.7	7.6
Average Per Catch	11.3	13.3
Average Per Game	235.8	214.1
Tds Passing	13	16
TOTAL OFFENSE	3486	3722
Average Per Play	5.2	5.6
Average Per Game	387.3	413.6
KICK RETURNS: #Yards	29-618	26-387
PUNT RETURNS: #Yards	19-247	15-111
INT RETURNS: #Yards	10-162	11-303
FUMBLES-LOST	12-7	13-10
PENALTIES-Yards	57-528	69-552
PUNTS-AVG	55-41.1	54-38.9
TIME OF POSSESSION/Game	27:52	32:08
3RD-DOWN Conversions	56/149	49/133
4TH-DOWN Conversions	9/15	6/14

Interceptions	no.	yds	avg	td	lg
DAVIS, Jalen	5	120	24.0	3	50
LEAVITT, Dallin	3	26	8.7	0	26
LATU, Ofa	1	3	3.0	0	3
GAJKOWSKI, B.	1	13	13.0	0	13

Punting	no.	yds	avg	lg	tb	fc	i20	50+	blk
DALTON, Aaron	52	2162	41.6	55	5	21	18	6	0
MYERS, Kent	2	65	32.5	36	0	0	1	0	0
LEE, Zach	1	36	36.0	36	0	1	0	0	0

Punt Returns	no.	yds	avg	td	lg
NATHAN, Jordan	14	170	12.1	0	70
VAN LEEUWEN, Z.	2	2	1.0	0	2
COMPTON, Louy	2	32	16.0	0	0
NELSON, DJ	1	43	43.0	1	43
Total	19	247	13.0	1	70
Opponents	15	111	7.4	0	75

Kick Returns	no.	yds	avg	td	lg
SCARVER, Savon	22	488	22.2	0	64
LINDSEY, Tonny	4	75	18.8	0	21
BRIGHT, Gerold	1	21	21.0	0	21
HUNT, LaJuan	1	24	24.0	0	24
TERRELL, Carson	1	10	10.0	0	10
Total	29	618	21.3	0	64
Opponents	26	387	14.9	0	30

All Purpose	g	rush	rcv	pr	kr	ir	total	avg/g
SCARVER, Savo	9	11	160	0	488	0	659	73.2
HUNT, LaJuan	9	435	131	0	24	0	590	65.6
NATHAN, Jordan	9	30	280	170	0	0	480	53.3
RAYMOND, Dax	8	0	356	0	0	0	356	44.5
ALLEN, Eltoro	9	284	61	0	0	0	345	38.3
Total	9	1364	2122	247	618	162	4513	501.4
Opponents	9	1795	1927	111	387	303	4523	502.6

Total Offense	g	plays	rush	pass	total	avg/g
MYERS, Kent	9	269	261	1224	1485	165.0
LOVE, Jordan	8	140	77	869	946	118.2
HUNT, LaJuan	9	111	435	0	435	48.3
ALLEN, Eltoro	9	69	284	0	284	31.6
HERVEY, Justen	9	25	110	0	110	12.2
Total	9	665	1364	2122	3486	387.3
Opponents	9	664	1795	1927	3722	413.6





Team Statistics	USU	OPP
SCORING	275	276
Points Per Game	30.6	30.7
Points Off Turnovers	95	78
FIRST DOWNS	175	191
Rushing	71	89
Passing	92	86
Penalty	12	16
RUSHING YARDAGE	1364	1795
Yards gained rushing	1605	2039
Yards lost rushing	241	244
Rushing Attempts	348	411
Average Per Rush	3.9	4.4
Average Per Game	151.6	199.4
TDs Rushing	15	14
PASSING YARDAGE	2122	1927
Comp-Att-Int	187-317-11	145-253-10
Average Per Pass	6.7	7.6
Average Per Catch	11.3	13.3
Average Per Game	235.8	214.1
TDs Passing	13	16
TOTAL OFFENSE	3486	3722
Total Plays	665	664
Average Per Play	5.2	5.6
Average Per Game	387.3	413.6
KICK RETURNS: #-Yards	29-618	26-387
PUNT RETURNS: #-Yards	19-247	15-111
INT RETURNS: #-Yards	10-162	11-303
KICK RETURN AVERAGE	21.3	14.9
PUNT RETURN AVERAGE	13.0	7.4
INT RETURN AVERAGE	16.2	27.5
FUMBLES-LOST	12-7	13-10
PENALTIES-Yards	57-528	69-552
Average Per Game	58.7	61.3
PUNTS-Yards	55-2263	54-2098
Average Per Punt	41.1	38.9
Net punt average	37.3	33.2
KICKOFFS-Yards	55-3339	53-3198
Average Per Kick	60.7	60.3
Net kick average	40.9	37.8
TIME OF POSSESSION/Game	27:52	32:08
3RD-DOWN Conversions	56/149	49/133
3rd-Down Pct	38%	37%
4TH-DOWN Conversions	9/15	6/14
4th-Down Pct	60%	43%
SACKS BY-Yards	17-117	24-148
MISC YARDS	0	-20
TOUCHDOWNS SCORED	33	34
FIELD GOALS-ATTEMPTS	15-16	12-13
ON-SIDE KICKS	2-4	0-0
RED-ZONE SCORES	(26-29) 90%	(27-27) 100%
RED-ZONE TOUCHDOWNS	(15-29) 52%	(16-27) 59%
PAT-ATTEMPTS	(32-32) 100%	(32-33) 97%
ATTENDANCE	103000	133878
Games/Avg Per Game	5/20600	4/33470
Neutral Site Games		0/0

Score by Quarters	1st	2nd	3rd	4th	OT	Total
Utah State	68	100	51	56	0	275
Opponents	69	86	73	48	0	276





2017 UTAH STATE FOOTBALL STATS

Rushing	gp	att	gain	loss	net	avg	td	lg	avg/g
HUNT, LaJuan	9	111	456	21	435	3.9	6	30	48.3
ALLEN, Eltoro	9	68	302	18	284	4.2	1	17	31.6
MYERS, Kent	9	76	398	137	261	3.4	5	68	29.0
HERVEY, Justen	9	25	113	3	110	4.4	1	13	12.2
MILLER, Tre	3	20	95	2	93	4.7	0	18	31.0
LOVE, Jordan	8	19	107	30	77	4.1	1	17	9.6
NATHAN, Jordan	9	6	36	6	30	5.0	0	19	3.3
LINDSEY, Tonny	1	6	28	0	28	4.7	0	7	28.0
VAUGHNS, Aaren	8	2	22	0	22	11.0	0	14	2.8
SCARVER, Savon	9	3	11	0	11	3.7	0	5	1.2
WILDMAN, Jacoby	9	1	11	0	11	11.0	0	11	1.2
TARVER, R.	9	0	9	0	9	0.0	0	0	1.0
ARTIST, Chad	2	1	7	0	7	7.0	0	7	3.5
BRIGHT, Gerold	8	1	6	0	6	6.0	0	6	0.8
NELSON, DJ	8	2	4	3	1	0.5	1	4	0.1
ROBERTS, B.	9	1	0	0	0	0.0	0	0	0.0
COLSTON-GREEN	7	1	0	3	-3	-3.0	0	0	-0.4
TEAM	3	5	0	18	-18	-3.6	0	0	-6.0
Total	9	348	1605	241	1364	3.9	15	68	151.6
Opponents	9	411	2039	244	1795	4.4	14	59	199.4

Passing	gp	effic	comp-att-int	pct	yds	td	lg	avg/g
MYERS, Kent	9	121.20	122-193-7	63.2	1224	7	43	136.0
LOVE, Jordan	8	120.24	64-121-4	52.9	869	5	77	108.6
VAUGHNS, Aaren	8	336.80	1-2-0	50.0	29	1	29	3.6
ALLEN, Eltoro	9	0.00	0-1-0	0.0	0	0	0	0.0
Total	9	121.81	187-317-11	59.0	2122	13	77	235.8
Opponents	9	134.26	145-253-10	57.3	1927	16	45	214.1

Receiving	gp	no.	yds	avg	td	lg	avg/g
TARVER, R.	9	32	332	10.4	4	57	36.9
RAYMOND, Dax	8	31	356	11.5	1	32	44.5
HUNT, LaJuan	9	22	131	6.0	1	38	14.6
NATHAN, Jordan	9	21	280	13.3	2	75	31.1
VAN LEEUWEN, Z.	9	12	132	11.0	0	64	14.7
ROBERTS, B.	9	12	124	10.3	2	29	13.8
TERRELL, Carson	8	9	105	11.7	0	22	13.1
BRIGHT, Gerold	8	8	169	21.1	2	77	21.1
ALLEN, Eltoro	9	8	61	7.6	0	17	6.8
VAUGHNS, Aaren	8	7	90	12.9	0	29	11.2
SCARVER, Savon	9	6	160	26.7	1	70	17.8
COLSTON-GREEN	7	6	100	16.7	0	40	14.3
BYERS, Alex	7	4	30	7.5	0	18	4.3
HOBBS, Damion	9	4	23	5.8	0	17	2.6
LINDSEY, Tonny	1	2	16	8.0	0	12	16.0
MILLER, Tre	3	1	8	8.0	0	8	2.7
ARTIST, Chad	2	1	4	4.0	0	4	2.0
HERVEY, Justen	9	1	0	0.0	0	0	0.0
CASTANEDA, Rob	9	0	6	0.0	0	0	0.7
MYERS, Kent	9	0	-5	0.0	0	0	-0.6
Total	9	187	2122	11.3	13	77	235.8
Opponents	9	145	1927	13.3	16	45	214.1

Punt Returns	no.	yds	avg	td	lg
NATHAN, Jordan	14	170	12.1	0	70
COMPTON, Louy	2	32	16.0	0	0
VAN LEEUWEN, Z.	2	2	1.0	0	2
NELSON, DJ	1	43	43.0	1	43
Total	19	247	13.0	1	70
Opponents	15	111	7.4	0	75

Interceptions	no.	yds	avg	td	lg
DAVIS, Jalen	5	120	24.0	3	50
LEAVITT, Dallin	3	26	8.7	0	26
LATU, Ofa	1	3	3.0	0	3
GAJKOWSKI, B.	1	13	13.0	0	13
Total	10	162	16.2	3	50
Opponents	11	303	27.5	4	99

Kick Returns	no.	yds	avg	td	lg
SCARVER, Savon	22	488	22.2	0	64
LINDSEY, Tonny	4	75	18.8	0	21
BRIGHT, Gerold	1	21	21.0	0	21
HUNT, LaJuan	1	24	24.0	0	24
TERRELL, Carson	1	10	10.0	0	10
Total	29	618	21.3	0	64
Opponents	26	387	14.9	0	30

Fumble Returns	no.	yds	avg	td	lg
MAGALEI, Maika	1	38	38.0	1	38
TAMAIVENA, Suli	1	13	13.0	0	13
Total	2	51	25.5	1	38
Opponents	0	0	0.0	0	0





Scoring	td	fg	PAT				dxd	saf	pts
			kick	rush	rcv	pass			
EBERLE, Dominik	-	14-15	32-32	-	-	-	-	-	74
HUNT, LaJuan	7	-	-	-	-	-	-	-	42
MYERS, Kent	5	-	-	0-1	-	-	-	-	30
TARVER, R.	4	-	-	-	-	-	-	-	24
DAVIS, Jalen	3	-	-	-	-	-	-	-	18
ROBERTS, B.	2	-	-	-	-	-	-	-	12
BRIGHT, Gerold	2	-	-	-	-	-	-	-	12
NATHAN, Jordan	2	-	-	-	-	-	-	-	12
NELSON, DJ	2	-	-	-	-	-	-	-	12
LOVE, Jordan	1	-	-	-	-	-	-	-	6
SCARVER, Savon	1	-	-	-	-	-	-	-	6
HERVEY, Justen	1	-	-	-	-	-	-	-	6
RAYMOND, Dax	1	-	-	-	-	-	-	-	6
ALLEN, Eltoro	1	-	-	-	-	-	-	-	6
MAGALEI, Maika	1	-	-	-	-	-	-	-	6
SMITH, Michael	-	1-1	-	-	-	-	-	-	3
Total	33	15-16	32-32	0-1	-	-	-	-	275
Opponents	34	12-13	32-33	0-1	-	-	-	2	276

Total Offense	g	plays	rush	pass	total	avg/g
MYERS, Kent	9	269	261	1224	1485	165.0
LOVE, Jordan	8	140	77	869	946	118.2
HUNT, LaJuan	9	111	435	0	435	48.3
ALLEN, Eltoro	9	69	284	0	284	31.6
HERVEY, Justen	9	25	110	0	110	12.2
MILLER, Tre	3	20	93	0	93	31.0
VAUGHNS, Aaren	8	4	22	29	51	6.4
NATHAN, Jordan	9	6	30	0	30	3.3
LINDSEY, Tonny	1	6	28	0	28	28.0
SCARVER, Savon	9	3	11	0	11	1.2
WILDMAN, Jacoby	9	1	11	0	11	1.2
TARVER, R.	9	0	9	0	9	1.0
ARTIST, Chad	2	1	7	0	7	3.5
BRIGHT, Gerold	8	1	6	0	6	0.8
NELSON, DJ	8	2	1	0	1	0.1
COLSTON-GREEN	7	1	-3	0	-3	-0.4
TEAM	3	5	-18	0	-18	-6.0
Total	9	665	1364	2122	3486	387.3
Opponents	9	664	1795	1927	3722	413.6

Field Goals	fg	pct.	01-19	20-29	30-39	40-49	50-99	lg	blk
EBERLE, Dominik	14-15	93.3	0-0	6-6	3-4	4-4	1-1	52	1
SMITH, Michael	1-1	100.0	0-0	0-0	0-0	1-1	0-0	42	0

FG Sequence	Utah State	Opponents
Wisconsin	(25)	(29)
Idaho State	(40),(42),(22)	-
Wake Forest	(30)	(31),(30),(32)
San Jose State	(23),(52),(20),(27)	(53)
BYU	38,(32),(40)	(37)
Colorado State	-	(33),46,(20)
Wyoming	(45),(31),(49)	(21),(29)
UNLV	(24)	-
Boise State	-	(27),(29)

Punting	no.	yds	avg	lg	tb	fc	i20	50+	blk
DALTON, Aaron	52	2162	41.6	55	5	21	18	6	0
MYERS, Kent	2	65	32.5	36	0	0	1	0	0
LEE, Zach	1	36	36.0	36	0	1	0	0	0
Total	55	2263	41.1	55	5	22	19	6	0
Opponents	54	2098	38.9	62	3	17	16	9	4

Kickoffs	no.	yds	avg	tb	ob	retn	net	ydln
EBERLE, Dominik	51	3112	61.0	28	0			
COLES, Connor	3	165	55.0	0	0			
DALTON, Aaron	1	62	62.0	0	0			
Total	55	3339	60.7	28	0	14.9	40.9	24
Opponents	53	3198	60.3	23	1	21.3	37.8	27

Numbers in (parentheses) indicate field goal was made.





All Purpose	g	rush	rcv	pr	kr	ir	total	avg/g
SCARVER, Sav	9	11	160	0	488	0	659	73.2
HUNT, LaJuan	9	435	131	0	24	0	590	65.6
NATHAN, Jorda	9	30	280	170	0	0	480	53.3
RAYMOND, Dax	8	0	356	0	0	0	356	44.5
ALLEN, Eltoro	9	284	61	0	0	0	345	38.3
TARVER, R.	9	9	332	0	0	0	341	37.9
MYERS, Kent	9	261	-5	0	0	0	256	28.4
BRIGHT, Gerold	8	6	169	0	21	0	196	24.5
VAN LEEUWEN,	9	0	132	2	0	0	134	14.9
ROBERTS, B.	9	0	124	0	0	0	124	13.8
DAVIS, Jalen	9	0	0	0	0	120	120	13.3
LINDSEY, Tonn	1	28	16	0	75	0	119	119.0
TERRELL, Cars	8	0	105	0	10	0	115	14.4
VAUGHNS, Aar	8	22	90	0	0	0	112	14.0
HERVEY, Juste	9	110	0	0	0	0	110	12.2
MILLER, Tre	3	93	8	0	0	0	101	33.7
COLSTON-GRE	7	-3	100	0	0	0	97	13.9
LOVE, Jordan	8	77	0	0	0	0	77	9.6
NELSON, DJ	8	1	0	43	0	0	44	5.5
COMPTON, Lou	9	0	0	32	0	0	32	3.6
BYERS, Alex	7	0	30	0	0	0	30	4.3
LEAVITT, Dallin	9	0	0	0	0	26	26	2.9
HOBBS, Damion	9	0	23	0	0	0	23	2.6
GAJKOWSKI, B.	9	0	0	0	0	13	13	1.4
ARTIST, Chad	2	7	4	0	0	0	11	5.5
WILDMAN, Jaco	9	11	0	0	0	0	11	1.2
CASTANEDA, R	9	0	6	0	0	0	6	0.7
LATU, Ofa	8	0	0	0	0	3	3	0.4
TEAM	3	-18	0	0	0	0	-18	-6.0
Total	9	1364	2122	247	618	162	4513	501.4
Opponents	9	1795	1927	111	387	303	4523	502.6



2017 UTAH STATE FOOTBALL STATS



#	Defensive Leaders	gp	Tackles				Sacks no-yds	Pass defense			Fumbles		blkd	
			ua	a	tot	tfl/yds		int-yds	brup	qbh	rcv-yds	ff	kick	saf
42	TAMAIVENA, Suli	9	31	57	88	5.5-31	3.0-26	.	2	4	2-13	.	.	.
23	FERGUSON, Gaje	9	23	41	64	1.0-2	.	.	1
0L	LEAVITT, Dallin	9	28	26	54	0.5-1	.	3-26	4
48	CHRISTIANSEN, C	8	20	28	48	2.0-5	.	.	.	1	.	2	.	.
93	WILDMAN, Jacoby	9	13	24	37	1.5-3	1.0-2	.	.	2	1-0	.	.	.
15	GAJKOWSKI, B.	9	20	16	36	2.5-13	1.0-11	1-13	.	1	1-0	1	.	.
36	INGRAM, J.	9	16	12	28	.	.	.	5	.	1-0	.	.	.
55	ADEOYE, Adewale	9	7	20	27	3.5-7	1.0-4
13	DAVIS, Jalen	9	17	9	26	3.0-23	3.0-23	5-120	7	.	.	1	.	.
6	HANEY, Cameron	8	13	10	23	2.0-6	.	.	5
51	TE'I, Justus	8	6	17	23
24	BAKER, Dalton	9	6	16	22	1.0-3	.	.	.	1
46	TOBECK, Mason	9	8	13	21	1.0-1	1	.	.
40	LATU, Ofa	8	9	11	20	2.5-8	1.0-6	1-3
19	TOGIAI, Ian	6	10	8	18	3.0-14	1.0-9	1	.	.
12	HUERTA, Alex	7	6	11	17
96	'UNGA, C.	5	7	10	17	2.5-4	.	.	.	2
56	SCHUSTER, G.	9	8	8	16	2.0-10	.	.	.	1	.	2	.	.
99	UASIKE, M.	8	8	7	15	1.0-4	2	.	.
27	FORTENBERRY, D.	8	9	6	15	3.0-18	2.0-17	.	.	.	1-0	.	.	.
91	ANDERSON, Devon	8	5	9	14	2.0-8	1.0-5
49	LARSEN, Derek	7	7	6	13	1.5-2	1-0	.	.	.
47	LEE, Logan	4	3	9	12	0.5-1
39	MAGALEI, Maika	9	7	4	11	2.0-12	2.0-12	.	.	1	1-38	.	.	.
3	ROCQUEMORE, J.	5	6	4	10
44	COMPTON, Louy	9	5	5	10	2.0-4	1.0-2	.	.	2	1-0	.	2	.
90	FATA, Ritisoni	6	1	6	7	1.0-2
32	GUNTHER, B.	9	1	6	7
83	VAUGHNS, Aaren	8	6	.	6
28	WADE, Aaron	3	4	2	6
9	WOODWARD, David	6	3	2	5	0.5-0
8	BAILEY, Wesley	6	4	1	5	.	.	.	1
33	MEITZENHEIMER	6	.	4	4
18	NELSON, DJ	8	1	2	3	2	.
31	PARKER, Chance	8	1	2	3
1	TARVER, R.	9	3	.	3	1-0	.	.	.
21	HUNT, LaJuan	9	.	2	2
20	MIRANDA, P.	1	.	2	2
54	TUITU'U, Nami	9	1	1	2
17	VAN LEEUWEN, Z.	9	1	.	1
59	COLES, Connor	2	.	1	1
25	BRIGHT, Gerold	8	1	.	1
97	PITCHER, Jake	1	.	1	1
76	ANDRUS, Roman	9	1	.	1
53	HARRIS, Braden	2	.	1	1
50	ODEGARD, Emmett	9	.	1	1
38	GAJKOWSKI, M.	4	.	1	1
2	MYERS, Kent	9	1	.	1
Total		9	327	422	749	47-182	17-117	10-162	25	15	10-51	10	4	.
Opponents		9	353	368	721	69-251	24-148	11-303	34	18	7-0	10	1	2





2017 UTAH STATE FOOTBALL STATS

TEAM STATISTICS

Date	Opponent	Rushing				Receiving				Passing				Kick Returns				Punt Returns				tot off
		no.	yds	td	lg	no.	yds	td	lg	cmp-att-int	yds	td	lg	no.	yds	td	lg	no.	yds	td	lg	
Sep 01	at Wisconsin	27	85	1	19	25	219	0	40	25-41-3	219	0	40	5	96	0	21	1	0	0	0	304
Sep 07	IDAHO STATE	49	255	3	36	27	341	2	35	27-32-1	341	2	35	3	55	0	20	5	60	0	20	596
Sep 16	at Wake Forest	31	42	0	11	15	225	1	77	15-37-1	225	1	77	4	69	0	20	1	20	0	20	267
Sep 23	at San Jose State	57	318	3	68	28	271	3	43	28-41-2	271	3	43	2	31	0	21	1	14	0	0	589
Sep 29	BYU	44	112	1	19	16	176	2	36	16-30-1	176	2	36	3	55	0	24	2	1	0	1	288
Oct 07	COLORADO STATE	29	63	0	11	18	149	1	22	18-34-0	149	1	22	3	63	0	25	3	53	1	43	212
Oct 14	WYOMING	37	131	1	20	20	232	1	29	20-39-3	232	1	29	4	89	0	34	1	10	0	10	363
Oct 21	at UNLV	47	265	5	30	20	323	2	75	20-29-0	323	2	75	3	108	0	64	2	92	0	70	588
Oct 28	BOISE STATE	27	93	1	18	18	186	1	57	18-34-0	186	1	57	2	52	0	33	3	-3	0	1	279
		348	1364	15	68	187	2122	13	77	187-317-11	2122	13	77	29	618	0	64	19	247	1	70	3486
Opponents		411	1795	14	59	145	1927	16	45	145-253-10	1927	16	45	26	387	0	30	15	111	0	75	3722

Games: 9 • Avg/rush: 3.9 • Avg/catch: 11.3 • Pass effic: 121.81 • KR avg: 21.3 • PR avg: 13.0 • All purpose avg/game: 501.4 • Total offense avg/gm: 387.3

		Tackles				Sacks	Fumble		Pass Defense			blkd	PAT Attempts			off		
Date	Opponent	ua	a	total	tfl-yds	no-yds	ff	fr-yds	int-yds	qbh	brup	kick	kick	rush	rcv	saf	t/o	pts
Sep 01	at Wisconsin	45	24	69	5.0-21	3.0-19	1	2-13	0-0	1	2	0	1-1	0	0	0	7	10
Sep 07	IDAHO STATE	24	62	86	2.0-5	2.0-5	0	0-0	2-25	4	1	1	6-6	0	0	0	14	51
Sep 16	at Wake Forest	59	36	95	7.0-21	1.0-9	1	0-0	0-0	0	5	1	1-1	0	0	0	0	10
Sep 23	at San Jose State	30	36	66	8.0-36	3.0-25	3	4-38	1-13	0	3	1	7-7	0	0	0	35	61
Sep 29	BYU	31	60	91	3.0-6	0.0-0	3	3-0	4-121	2	5	0	4-4	0	0	0	26	40
Oct 07	COLORADO STATE	38	58	96	6.0-19	0.0-0	1	0-0	0-0	4	1	1	2-2	0	0	0	0	14
Oct 14	WYOMING	29	36	65	5.0-31	3.0-24	0	0-0	1-0	1	2	0	2-2	0	0	0	3	23
Oct 21	at UNLV	45	36	81	3.0-14	2.0-12	1	1-0	2-3	0	5	0	7-7	0	0	0	10	52
Oct 28	BOISE STATE	26	74	100	8.0-29	3.0-23	0	0-0	0-0	3	1	0	2-2	0	0	0	0	14
		327	422	749	47.0-182	17.0-117	10	10-51	10-162	15	25	4	32-32	0	0	0	95	275
Opponents		353	368	721	69.0-251	24.0-148	10	7-0	11-303	18	34	1	32-33	0	0	2	78	276

Date	Opponent	Punting								Field Goals				Kickoffs				
		no.	yds	avg	long	blkd	tb	fc	50+	i20	md-att	long	blkd	no.	yds	avg	tb	ob
Sep 01	at Wisconsin	6	254	42.3	55	0	0	2	1	3	1-1	25	0	3	195	65.0	1	0
Sep 07	IDAHO STATE	3	122	40.7	44	0	1	1	0	1	3-3	42	0	10	647	64.7	5	0
Sep 16	at Wake Forest	10	396	39.6	54	0	0	4	1	4	1-1	30	0	4	257	64.2	0	0
Sep 23	at San Jose State	4	158	39.5	43	0	0	2	0	2	4-4	52	0	11	617	56.1	6	0
Sep 29	BYU	8	352	44.0	55	0	2	2	3	1	2-3	40	1	8	463	57.9	3	0
Oct 07	COLORADO STATE	10	429	42.9	54	0	1	4	1	3	0-0	0	0	2	115	57.5	2	0
Oct 14	WYOMING	2	81	40.5	41	0	0	1	0	1	3-3	49	0	6	358	59.7	3	0
Oct 21	at UNLV	3	123	41.0	44	0	1	1	0	2	1-1	24	0	9	557	61.9	6	0
Oct 28	BOISE STATE	9	348	38.7	44	0	0	5	0	2	0-0	0	0	2	130	65.0	2	0
		55	2263	41.1	55	0	5	22	6	19	15-16	52	1	55	3339	60.7	28	0
Opponents		54	2098	38.9	62	4	3	17	9	16	12-13	53	0	53	3198	60.3	23	1





OPPONENT STATISTICS

Date	Opponent	Rushing				Receiving				Passing				Kick Returns				Punt Returns				tot off
		no.	yds	td	lg	no.	yds	td	lg	cmp-att-int	yds	td	lg	no.	yds	td	lg	no.	yds	td	lg	
Sep 01	at Wisconsin	45	234	4	41	15	244	3	44	15-23-0	244	3	44	2	46	0	28	2	17	0	14	478
Sep 07	IDAHO STATE	38	113	1	12	17	190	1	42	17-31-2	190	1	42	5	85	0	22	0	0	0	0	303
Sep 16	at Wake Forest	59	291	3	59	16	297	2	45	16-27-0	297	2	45	4	81	0	26	3	64	0	75	588
Sep 23	at San Jose State	37	108	0	18	8	54	0	16	8-22-1	54	0	16	4	34	0	21	2	1	0	0	162
Sep 29	BYU	46	210	0	18	12	186	2	40	12-29-4	186	2	40	5	41	0	18	2	9	0	7	396
Oct 07	COLORADO STATE	52	216	1	33	22	293	2	26	22-31-0	293	2	26	0	0	0	0	2	18	0	13	509
Oct 14	WYOMING	36	85	1	16	18	208	1	28	18-26-1	208	1	28	3	54	0	30	1	-1	0	0	293
Oct 21	at UNLV	53	375	4	41	13	85	0	19	13-30-2	85	0	19	3	46	0	16	0	0	0	0	460
Oct 28	BOISE STATE	45	163	0	48	24	370	5	38	24-34-0	370	5	38	0	0	0	0	3	3	0	3	533
Utah State		411	1795	14	59	145	1927	16	45	145-253-10	1927	16	45	26	387	0	30	15	111	0	75	3722
Utah State		348	1364	15	68	187	2122	13	77	187-317-11	2122	13	77	29	618	0	64	19	247	1	70	3486

Games: 9 • Avg/rush: 4.4 • Avg/catch: 13.3 • Pass effic: 134.26 • KR avg: 14.9 • PR avg: 7.4 • All purpose avg/game: 502.6 • Total offense avg/gm: 413.6

		Tackles				Sacks	Fumble		Pass Defense			blkd	PAT Attempts			off		
Date	Opponent	ua	a	total	tfl-yds	no-yds	ff	fr-yds	int-yds	qbh	brup	kick	kick	rush	rcv	saf	t/o	pts
Sep 01	at Wisconsin	44	28	72	8.0-24	1.0-5	2	1-0	3-105	4	3	0	8-8	0	0	0	24	59
Sep 07	IDAHO STATE	40	72	112	6.0-26	2.0-13	1	1-0	1-6	0	1	0	1-1	0	0	0	6	13
Sep 16	at Wake Forest	43	14	57	11.0-28	2.0-11	0	0-0	1-16	5	6	0	5-5	0	0	1	7	46
Sep 23	at San Jose State	61	38	99	5.0-26	4.0-22	1	1-0	2-96	1	5	0	1-1	0	0	0	10	10
Sep 29	BYU	25	64	89	9.0-36	4.0-24	0	0-0	1-46	1	4	1	3-3	0	0	0	7	24
Oct 07	COLORADO STATE	33	30	63	13.0-54	7.0-41	1	0-0	0-0	1	6	0	3-3	0	0	0	0	27
Oct 14	WYOMING	38	40	78	7.0-33	3.0-25	3	2-0	3-34	2	3	0	2-3	0	0	1	10	28
Oct 21	at UNLV	45	38	83	4.0-13	1.0-7	2	2-0	0-0	0	0	0	4-4	0	0	0	14	28
Oct 28	BOISE STATE	24	44	68	6.0-11	0.0-0	0	0-0	0-0	4	6	0	5-5	0	0	0	0	41
		353	368	721	69.0-251	24.0-148	10	7-0	11-303	18	34	1	32-33	0	0	2	78	276
Utah State		327	422	749	47.0-182	17.0-117	10	10-51	10-162	15	25	4	32-32	0	0	0	95	275

		Punting										Field Goals			Kickoffs				
Date	Opponent	no.	yds	avg	long	blkd	tb	fc	50+	i20	md-att	long	blkd	no.	yds	avg	tb	ob	
Sep 01	at Wisconsin	3	129	43.0	54	0	0	1	1	0	1-1	29	0	9	481	53.4	4	0	
Sep 07	IDAHO STATE	10	384	38.4	52	1	0	2	2	4	0-0	0	0	3	182	60.7	0	0	
Sep 16	at Wake Forest	6	271	45.2	61	1	1	2	3	2	3-3	32	0	8	498	62.2	3	1	
Sep 23	at San Jose State	9	335	37.2	55	1	1	4	1	0	1-1	53	0	3	158	52.7	1	0	
Sep 29	BYU	4	161	40.2	47	0	0	1	0	2	1-1	37	0	5	315	63.0	2	0	
Oct 07	COLORADO STATE	4	158	39.5	62	1	0	0	2	2	2-3	33	0	6	364	60.7	3	0	
Oct 14	WYOMING	6	216	36.0	41	0	0	4	0	4	2-2	29	0	6	380	63.3	2	0	
Oct 21	at UNLV	7	249	35.6	40	0	0	2	0	1	0-0	0	0	5	312	62.4	2	0	
Oct 28	BOISE STATE	5	195	39.0	47	0	1	1	0	1	2-2	29	0	8	508	63.5	6	0	
		54	2098	38.9	62	4	3	17	9	16	12-13	53	0	53	3198	60.3	23	1	
Utah State		55	2263	41.1	55	0	5	22	6	19	15-16	52	1	55	3339	60.7	28	0	





2017 UTAH STATE FOOTBALL STATS

GAME-BY-GAME STARTERS

OFFENSE	LT	LG	OC	RG	RT	RB	TE	WR	WR	WR	QB
at Wisconsin	Andrus	Iniguez	Ficklin	Castaneda	Taylor	Hunt	Hobbs	Colston-Green	Tarver	Nathan	Myers
Idaho St.	Andrus	Iniguez	Ficklin	Castaneda	Taylor	Hunt	Raymond	Colston-Green	Tarver	Nathan	Myers
at Wake Forest	Andrus	Iniguez	Ficklin	Castaneda	Taylor	Hunt	Raymond	Colston-Green	Tarver	Nathan	Myers
at San José St.	Andrus	Iniguez	Ficklin	Castaneda	Taylor	Allen	Raymond	Colston-Green	Tarver	Nathan	Myers
BYU	Andrus	Iniguez	Ficklin	Castaneda	Taylor	Hunt	Raymond	Colston-Green	Tarver	Nathan	Myers
Colorado St.	Andrus	Iniguez	Ficklin	Ali'ifua	Castaneda	Hunt	Raymond	Roberts	Tarver	Nathan	Myers
Wyoming	Andrus	Iniguez	Ficklin	Ali'ifua	Castaneda	Hunt	Raymond	Roberts	Tarver	Nathan	Myers
at UNLV	Andrus	Iniguez	Ficklin	Castaneda	Taylor	Hunt	Raymond	Roberts	Tarver	Nathan	Love
Boise St.	Andrus	Iniguez	Ficklin	Castaneda	Taylor	Hunt	Raymond	Roberts	Tarver	Nathan	Love
at New Mexico											
Hawai'i											
at Air Force											

DEFENSE	DE	DT	DE/DT*	LB/DE*	LB	LB	LB/CB*	CB	CB	BS	FS
at Wisconsin	Togia	Schuster	Fata*	Wildman*	Tamaivena	Christiansen	Toback	Davis	Ferguson	Leavitt	Wade
Idaho St.	Adeoye	Schuster	Wildman	Baker	Tamaivena	Christiansen	Haney*	Davis	Ingram	Leavitt	Wade
at Wake Forest	Adeoye	Schuster	Togia	Te'i	Tamaivena	Christiansen	Haney*	Davis	Ingram	Leavitt	Ferguson
at San José St.	Adeoye	Schuster	Togia	Magalei	Tamaivena	Christiansen	Haney*	Davis	Ingram	Leavitt	Ferguson
BYU	Adeoye	Fata	Togia	Magalei	Tamaivena	Christiansen	Larsen	Davis	Ingram	Leavitt	Ferguson
Colorado St.	Adeoye	Schuster	Togia	Magalei	Tamaivena	Christiansen	Haney*	Davis	Ingram	Leavitt	Ferguson
Wyoming	Adeoye	'Unga	Wildman	Baker	Tamaivena	Christiansen	Larsen	Davis	Ingram	Leavitt	Ferguson
at UNLV	Adeoye	'Unga	Wildman	Baker	Tamaivena	Christiansen	Larsen	Davis	Ingram	Leavitt	Ferguson
Boise St.	Lee	'Unga	Anderson	Baker	Tamaivena	Toback	Larsen	Davis	Ingram	Leavitt	Ferguson
at New Mexico											
Hawai'i											
at Air Force											

GAME-BY-GAME STATISTICS

OFFENSE (att-yds-TD-LG)	Rushing	Passing (C-A-TD-YD-INT-LG)	Total Off.	FD	TO	Pen.	Punts	Time	Pts.
at Wisconsin	27-85-1-19	25-41-0-219-3-40	68-304-1-40	16	4	9-93	6-254	26:41	10
Idaho St.	49-255-3-36	27-32-2-341-1-35	81-596-5-36	30	2	9-48	3-122	31:40	51
at Wake Forest	31-42-0-11	15-37-1-225-1-77	68-225-1-77	11	1	4-39	10-396	24:00	10
at San José St.	57-318-3-68	38-41-3-271-2-43	98-589-6-68	29	3	7-60	4-158	39:41	61
BYU	44-112-1-19	16-30-2-176-1-36	74-288-3-36	14	1	4-38	8-352	31:11	40
Colorado St.	29-63-0-11	18-34-1-149-0-22	63-212-1-22	14	0	8-85	10-429	22:48	14
Wyoming	37-131-1-20	20-39-1-232-3-29	76-363-2-29	23	5	4-50	2-81	28:13	23
at UNLV	47-265-5-30	20-29-2-323-0-75	76-588-7-75	25	2	6-55	3-123	24:25	52
Boise St.	27-93-1-18	18-34-1-186-0-57	61-279-2-57	13	0	7-72	9-348	22:06	14
at New Mexico									
Hawai'i									
at Air Force									

DEFENSE (att-yds-TD-LG)	Rushing	Passing (C-A-TD-YD-INT-LG)	Total Off.	FD	TO	Pen.	Punts	Time	Pts.
at Wisconsin	45-256-4-41	15-23-3-244-0-44	68-478-7-44	25	2	9-73	3-129	33:19	59
Idaho St.	38-113-1-12	17-31-1-190-2-42	69-303-2-42	15	2	6-46	10-384	28:20	13
at Wake Forest	59-291-3-59	16-27-2-297-0-45	86-588-5-59	26	0	8-62	6-271	36:00	46
at San José St.	37-108-0-18	8-22-0-54-1-16	59-162-0-18	10	5	9-52	9-335	20:19	10
BYU	46-210-0-18	12-29-2-186-4-40	75-396-2-40	20	7	8-55	4-161	28:49	24
Colorado St.	52-216-1-33	22-31-2-293-0-26	83-509-3-33	29	0	7-73	4-158	37:12	27
Wyoming	36-85-1-16	18-26-1-208-1-28	62-293-2-28	14	1	8-75	6-216	31:47	28
at UNLV	53-375-4-41	13-30-0-85-2-19	83-460-4-41	25	3	4-32	7-249	35:35	28
Boise St.	45-163-0-48	24-34-5-370-0-38	79-533-5-48	27	0	9-72	5-195	37:54	41
at New Mexico									
Hawai'i									
at Air Force									

RUSHING (att-yds-TD-LG)	Allen	Hervey	Hunt	Love	Miller	Myers	Nathan	Nelson	Roberts	Scarver
at Wisconsin	2-(-3)-0-1	2-13-0-7	7-27-1-12	DNP	DNP	5-8-0-5	3-15-0-19	0-0-0-0	0-0-0-0	1-4-0-4
Idaho St.	19-103-1-15	6-13-0-8	10-51-0-18	3-8-0-17	DNP	8-85-2-36	0-0-0-0	1-(-3)-0-0	1-0-0-0	0-0-0-0
at Wake Forest	13-20-0-8	1-1-0-1	10-5-0-3	0-0-0-0	DNP	5-7-0-7	1-(-2)-0-0	0-0-0-0	0-0-0-0	0-0-0-0
at San José St.	18-89-0-17	11-55-0-10	10-63-1-29	1-10-0-10	DNP	15-84-2-68	1-10-0-10	0-0-0-0	0-0-0-0	0-0-0-0
BYU	6-10-0-4	2-9-0-5	18-65-0-11	0-0-0-0	DNP	13-33-1-19	1-7-0-7	0-0-0-0	0-0-0-0	0-0-0-0
Colorado St.	4-18-0-11	0-0-0-0	8-19-0-8	1-11-0-11	DNP	16-6-0-11	0-0-0-0	0-0-0-0	0-0-0-0	0-0-0-0
Wyoming	1-15-0-15	0-0-0-0	18-73-0-14	2-(-8)-0-2	2-5-0-5	11-23-0-20	0-0-0-0	1-4-1-4	0-0-0-0	1-5-0-5
at UNLV	4-26-0-14	3-19-1-13	16-104-3-30	8-42-1-12	11-48-0-12	2-13-0-10	0-0-0-0	0-0-0-0	0-0-0-0	1-2-0-2
Boise St.	1-6-0-6	0-0-0-0	14-31-1-6	4-14-0-11	7-40-0-18	1-2-0-2	0-0-0-0	0-0-0-0	0-0-0-0	0-0-0-0
at New Mexico										
Hawai'i										
at Air Force										

Other: Artist (1-7-0-7 at SJSU); Bright (1-6-0-6 at UNLV); Colston-Green (1-(-3)-0-0 vs. BYU); Lindsey (6-28-0-7 at WIS); Miller (2-5-0-5 vs. WYO, 11-48-0-12 at UNLV); Tarver (0-9-0-0 vs. CSU); Vaughns (1-14-1-14 vs. WYO, 1-8-0-8 at UNLV); (Wildman (1-11-0-11 at WF)





PASSING

(c-a-i-yds-TD-LG)

	Love	Myers	Vaughns
at Wisconsin	DNP	25-41-3-219-0-40	0-0-0-0-0-0
Idaho St.	3-6-0-18-0-12	24-26-1-323-2-35	0-0-0-0-0-0
at Wake Forest	6-13-0-171-1-77	9-23-1-54-0-11	0-0-0-0-0-0
at San José St.	10-17-1-90-1-23	18-24-1-181-2-43	0-0-0-0-0-0
BYU	0-3-0-0-0-0	16-27-1-176-2-36	0-0-0-0-0-0
Colorado St.	1-5-0-(-3)-0-0	17-29-0-152-1-22	0-0-0-0-0-0
Wyoming	8-18-3-109-0-29	11-20-0-94-0-17	1-1-0-29-1-29
at UNLV	19-27-0-316-2-75	1-2-0-7-0-7	0-0-0-0-0-0
Boise St.	17-32-0-168-1-57	1-1-0-18-0-18	0-1-0-0-0-0
at New Mexico			
Hawai'i			
at Air Force			

RECEIVING

(no-yds-TD-LG)

	Bright	Byers	Colston-Green	Hobbs	Hunt	Nathan	Raymond	Roberts	Scarver	Tarver	Terrell	Van Leeuwen
at Wisconsin	3-23-0-13	2-8-0-10	1-40-0-40	2-4-0-5	4-14-0-7	3-23-0-15	DNP	2-12-0-12	1-36-0-36	2-8-0-6	2-18-0-13	0-0-0-0
Idaho St.	2-18-0-12	1-4-0-4	1-34-0-34	1-2-0-2	1-11-0-11	6-63-1-19	3-56-0-23	1-9-0-9	1-35-0-25	7-75-1-32	1-19-0-19	1-13-0-13
at Wake Forest	1-77-1-77	0-0-0-0	1-(-1)-0-0	0-0-0-0	2-10-0-9	2-13-0-8	1-8-0-8	0-0-0-0	0-0-0-0	5-35-0-13	1-6-0-6	2-77-0-64
at San José St.	1-43-1-43	DNP	1-3-0-3	1-17-0-17	0-0-0-0	5-34-0-21	3-47-0-20	3-38-1-19	2-14-0-9	5-42-1-23	1-18-0-18	2-0-0-4
BYU	1-8-0-8	0-0-0-0	2-24-0-18	0-0-0-0	2-7-0-9	0-0-0-0	3-57-1-32	0-0-0-0	0-0-0-0	6-76-1-36	0-0-0-0	2-4-0-3
Colorado St.	0-0-0-0	0-0-0-0	0-0-0-0	0-0-0-0	4-30-1-22	0-10-0-0	6-45-0-19	0-0-0-0	0-0-0-0	2-8-0-5	1-16-0-16	0-0-0-0
Wyoming	DNP	DNP	DNP	0-0-0-0	4-19-0-8	0-0-0-0	5-72-0-21	4-50-1-29	0-0-0-0	1-3-0-3	2-25-0-22	1-9-0-9
at UNLV	0-0-0-0	1-8-0-8	DNP	0-0-0-0	2-39-0-38	3-92-1-75	5-41-0-15	1-7-0-7	2-75-1-70	1-8-0-8	DNP	3-24-0-12
Boise St.	0-0-0-0	0-0-0-0	0-0-0-0	0-0-0-0	3-1-0-5	2-45-0-34	5-30-0-18	1-8-0-8	0-0-0-0	3-77-1-57	1-3-0-3	1-3-0-3
at New Mexico												
Hawai'i												
at Air Force												

Others: Allen (1-11-0-11 at WIS, 1-2-0-2 vs. ISU, 5-45-0-17 vs. CSU; 1-3-0-3 vs. BSU); Artist (1-4-0-4 at SJSU); Castaneda (0-6-0-0 at Wisconsin); Hervey (1-0-0-0 at SJSU); Lindsey (2-16-0-12 vs. ISU); Miller 1-8-0-8 vs. WYO; Myers (0-(-5)-0-0 vs. CSU); Vaughns (2-11-0-11 at SJSU, 2-46-0-29 vs. WYO, 2-19-0-12 at UNLV; 1-14-0-14 vs. BSU).

FIELD GOALS (underlined are good)

	Eberle	Smith
at Wisconsin	25	DNP
Idaho St.	40, <u>22</u>	42
at Wake Forest	30	DNP
at San José St.	23, <u>52</u> , <u>20</u> , <u>27</u>	DNP
BYU	28, <u>32</u> , <u>40</u>	DNP
Colorado St.	None	DNP
Wyoming	45, <u>31</u> , <u>49</u>	DNP
at UNLV	24	DNP
Boise St.	None	DNP
at New Mexico		
Hawai'i		
at Air Force		

^ = blocked kick

PUNTING

	(no.-avg.-LG)	50+	In 20	In 10
Dalton				
at Wisconsin	5-43.6-55	1	2	1
Idaho St.	2-43.0-44	0	1	1
at Wake Forest	9-40.8-54	1	4	2
at San José St.	4-39.5-43	0	2	0
BYU	8-44.0-55	3	1	1
Colorado St.	10-42.9-54	1	3	1
Wyoming	2-40.5-41	0	1	0
at UNLV	3-41.0-44	0	2	1
Boise St.	9-38.7-44	0	2	1
at New Mexico				
Hawai'i				
at Air Force				

PUNT RETURNS

(no-yds-TD-LG)

	Nathan	Van Leeuwen
at Wisconsin	0-0-0-0	1-0-0-0
Idaho St.	3-40-0-20	1-2-0-2
at Wake Forest	1-20-0-20	0-0-0-0
at San José St.	0-0-0-0	0-0-0-0
BYU	2-1-0-1	0-0-0-0
Colorado St.	2-10-0-7	0-0-0-0
Wyoming	1-10-0-10	0-0-0-0
at UNLV	2-92-0-70	0-0-0-0
Boise St.	3-(-3)-0-1	0-0-0-0
at New Mexico		
Hawai'i		
at Air Force		

Lee

	(no.-avg.-LG)	50+	In 20	In 10
at Wisconsin	0-0-0-0	0	0	0
Idaho St.	1-36.0-36	0	0	0
at Wake Forest	DNP			
at San José St.	DNP			
BYU	DNP			
Colorado St.	DNP			
Wyoming	DNP			
at UNLV	DNP			
Boise St.	DNP			
at New Mexico				
Hawai'i				
at Air Force				

KICKOFF RETURNS

(no-yds-TD-LG)

	Hunt	Bright	Lindsey	Scarver	Terrell
at Wisconsin	0-0-0-0	1-21-0-21	4-75-0-21	0-0-0-0	0-0-0-0
Idaho St.	0-0-0-0	0-0-0-0	0-0-0-0	3-55-0-20	0-0-0-0
at Wake Forest	0-0-0-0	0-0-0-0	DNP	4-69-0-20	0-0-0-0
at San José St.	0-0-0-0	0-0-0-0	DNP	1-21-0-21	1-10-0-10
BYU	1-24-0-24	0-0-0-0	DNP	2-31-0-22	0-0-0-0
Colorado St.	0-0-0-0	0-0-0-0	DNP	3-63-0-25	0-0-0-0
Wyoming	0-0-0-0	0-0-0-0	DNP	4-89-0-34	0-0-0-0
at UNLV	0-0-0-0	0-0-0-0	DNP	3-108-0-64	DNP
Boise St.	0-0-0-0	0-0-0-0	DNP	2-52-0-33	0-0-0-0
at New Mexico					
Hawai'i					





DEFENSIVE TACKLES (S-A-Total)

Defensive Line	Adeoye	Anderson	Fata	Lee	Pitcher	Schuster	Togiai	Uasike	'Unga	Wildman
at Wisconsin	0-2-2	1-0-1	DNP	DNP	DNP	2-0-2	1-1-2	1-0-1	0-0-0	1-0-1
Idaho St.	1-3-4	0-1-1	0-3-3	DNP	0-1-1	0-0-0	0-3-3	DNP	DNP	0-3-3
at Wake Forest	4-1-5	2-1-3	0-0-0	3-1-4	DNP	4-2-6	2-0-2	0-0-0	0-0-0	3-1-4
at San José St.	0-2-2	0-1-1	1-1-2	0-2-2	DNP	1-1-2	0-2-2	1-1-2	DNP	3-2-5
BYU	0-3-3	DNP	0-2-2	DNP	DNP	0-1-1	3-2-5	1-3-4	1-1-2	1-2-3
Colorado St.	0-1-1	0-0-0	DNP	DNP	DNP	1-1-2	4-0-4	1-2-3	2-3-5	3-4-7
Wyoming	0-2-2	0-2-2	DNP	DNP	DNP	0-1-1	DNP	2-1-3	1-1-2	0-0-0
at UNLV	1-3-4	2-3-5	DNP	0-2-2	DNP	0-1-1	DNP	1-0-1	3-1-4	1-4-5
Boise St.	1-3-4	0-1-1	0-0-0	0-4-4	DNP	0-1-1	DNP	1-0-1	0-4-4	1-8-9
at New Mexico										
Hawai'i										
at Air Force										

Linebackers	Baker	Christiansen	Compton	M. Gajkowski	Huerta	Larsen	Latu	Magalei	Miranda	Tamaivena	Te'i	Tobeck	Woodward
at Wisconsin	1-2-3	2-4-6	2-0-2	DNP	2-0-2	DNP	2-0-2	1-0-1	DNP	4-3-7	0-0-0	4-2-6	1-1-2
Idaho St.	0-3-3	2-6-8	0-2-2	0-1-1	2-4-6	DNP	2-2-4	2-1-3	0-2-2	2-4-6	1-1-2	1-2-3	0-0-0
at Wake Forest	1-1-2	5-1-6	1-1-2	0-0-0	0-1-1	2-1-3	4-2-6	2-0-2	DNP	5-3-8	1-4-5	0-3-3	0-0-0
at San José St.	1-1-2	5-3-8	0-0-0	0-0-0	2-1-3	1-2-3	0-1-1	0-0-0	DNP	2-4-6	0-2-2	0-1-1	0-0-0
BYU	0-1-1	4-6-10	1-1-2	0-0-0	DNP	2-0-2	0-0-0	1-0-1	DNP	2-11-13	2-2-4	1-2-3	DNP
Colorado St.	4-2-6	1-5-6	0-0-0	DNP	DNP	1-1-2	0-1-1	0-1-1	DNP	3-11-14	2-3-5	0-0-0	DNP
Wyoming	1-2-3	0-3-3	0-0-0	DNP	DNP	1-1-2	DNP	0-0-0	DNP	6-8-14	0-0-0	0-0-0	DNP
at UNLV	0-0-0	1-0-1	1-0-1	DNP	DNP	0-1-1	0-0-0	1-1-2	DNP	6-4-10	0-1-1	2-3-5	1-0-1
Boise St.	1-0-1	DNP	0-1-1	DNP	0-5-5	0-0-0	1-5-6	0-0-0	DNP	1-9-10	0-4-4	0-0-0	1-1-2
at New Mexico													
Hawai'i													
at Air Force													

Secondary	Bailey	Davis	Ferguson	B. Gajkowski	Gunther	Fortenberry	Haney	Ingram	Leavitt	Parker	Rocquemore	Wade
at Wisconsin	1-0-1	1-0-1	4-2-6	1-0-1	0-0-0	0-0-0	2-0-2	2-1-3	2-5-7	0-0-0	3-0-3	2-1-3
Idaho St.	0-0-0	1-1-2	1-2-3	0-3-3	0-1-1	0-2-2	3-2-5	1-2-3	2-1-3	0-2-2	1-2-3	1-1-2
at Wake Forest	0-1-1	1-0-1	5-5-10	1-0-1	0-1-1	0-0-0	3-1-4	1-0-1	5-4-9	1-0-1	1-1-2	DNP
at San José St.	1-0-1	2-0-2	0-4-4	2-1-3	0-3-3	0-0-0	2-0-2	1-0-1	2-1-3	0-0-0	DNP	DNP
BYU	DNP	2-3-5	2-7-9	3-2-5	0-1-1	DNP	0-2-2	1-1-2	2-5-7	0-0-0	DNP	DNP
Colorado St.	0-0-0	4-2-6	4-9-13	3-1-4	0-0-0	1-0-1	2-1-3	2-3-5	3-1-4	0-0-0	DNP	DNP
Wyoming	DNP	4-2-6	3-4-7	0-3-3	0-0-0	0-0-0	0-2-2	4-2-6	6-2-8	0-0-0	0-0-0	DNP
at UNLV	2-0-2	1-0-1	2-3-5	4-1-5	1-0-1	4-1-5	1-2-3	0-1-1	6-2-8	DNP	1-1-2	DNP
Boise St.	DNP	2-3-5	2-5-7	6-5-11	0-0-0	4-3-7	DNP	4-2-6	0-5-5	DNP	DNP	1-0-1
at New Mexico												
Hawai'i												
at Air Force												

DEFENSIVE SPECIAL PLAYS

Opponent	Sacks	Int.	FF	FR	PBU	QBH
at Wisconsin	Compton (1.0), Magalei (1.0), Davis (1.0)	None	Uasike	Compton, Tamaivena	Leavitt (2)	Compton
Idaho St.	Adeoye (1.0), Magalei (1.0)	Davis (2*)	None	None	Davis (1)	Tamaivena (1), Wildman (1) Baker (1), Schuster (1)
at Wake Forest	Togiai (1.0)	None	Schuster	None	Davis (3), Haney (1) Ingram (1)	None
at San José St.	Wildman (1.0), Gajkowski (1.0), Davis (1.0)	Gajkowski	Christiansen, Gajkowski, Davis	Wildman, Gajkowski, Tarver, Magalei*	Davis (1), Ingram (1), Bailey (1)	None
BYU	None	Davis (3**) Leavitt	Christiansen, Togiai, Tobeck	Tamaivena, Larsen, Ingram	Ingram (2), Davis (1)	Christiansen (1), Compton (1) Leavitt (1), Tamaivena (1)
Colorado St.	None	None	Schuster	None	Davis (1)	Tamaivena (2), Wildman (1), Unga (1)
Wyoming	Tamaivena (2.0), Davis (1.0)	Leavitt	None	None	Ingram (1), Tamaivena (1)	B. Gajkowski (1)
at UNLV	Tamaivena (1.0), Anderson (1.0)	Leavitt, Latu	Uasike	Fortenberry	Haney (3), Leavitt (1), Ferguson (1)	None
Boise St.	Fortenberry (2.0), Latu (1.0)	None	None	None	Davis (1)	Tamaivena (1), 'Unga (1)

at New Mexico
Hawai'i
at Air Force
* = TD



2017 UTAH STATE FOOTBALL STATS



2017 CAPTAINS

NO	NAME	YR	POS
2	Dallin Leavitt	SR	BS
2	Kent Myers	SR	QB
3	Jontrell Rocquemoore	JR	FS
4	Tonny Lindsey Jr.	SR	RB
11	Damion Hobbs	SR	TE
13	Jalen Davis	SR	CB
15	Baron Gajkowski	R-FR	S
18	DJ Nelson	JR	QB
19	Ian Togiai	SR	DE
21	LaJuan Hunt	SR	RB
23	Gaje Ferguson	JR	BS
48	Chase Christiansen	JR	LB
49	Derek Larsen	JR	LB
51	Quin Ficklin	JR	OL
51	Justus Te'i	SO	LB
56	Gasetoto Schuster	JR	NG
58	Demytrick Ali'ifua	R-FR	OL
87	Dax Raymond	R-SO	TE
93	Jacoby Wildman	SO	DE
96	Christopher 'Unga	SO	NG

MW POW NOMINEES

(offense-defense-special teams)

	Offense	Defense	Special
WIS	Hunt	Tamaivena	Dalton
ISU	Myers	Davis	Eberle
WF	Love	Davis	Dalton
SJSU	Myers	B. Gajkowski	Eberle
BYU	Myers	Davis	Dalton
CSU	Hunt	Tamaivena	DJ Nelson
WYO	Raymond	Tamaivena	Eberle
UNLV	Love	Leavitt	Nathan
BSU	Love	B. Gajkowski	Dalton

UNM
UH
AFA

Underline = 2017 winner

RED ZONE

	Utah State			Opponent		
	#	TD	FG	#	TD	FG
WIS	4	1	1	4	3	1
ISU	4	3	1	1	1	0
WF	1	0	1	5	2	3
SJSU	6	3	3	0	0	0
BYU	3	1	2	1	0	1
CSU	0	0	0	5	3	2
WYO	3	1	2	3	1	2
UNLV	5	4	1	3	3	0
BSU	3	2	0	5	3	2

UNM
UH
AFA

USU - 29 Poss., 26 Scores (89.7%)

Opp - 27 Poss., 27 Scores (100%)

POINTS OFF TURNOVERS

	Utah State			Opponent		
	#	TD	FG	#	TD	FG
WIS	2	1	0	4	3	1
ISU	2	2	0	2	1	0
WF	0	0	0	1	1	0
SJSU	5	5	0	3	1	1
BYU	7	3	2	1	1	0
CSU	0	0	0	0	0	0
WYO	1	0	1	5	1	1
UNLV	3	1	1	2	2	0
BSU	0	0	0	0	0	0

UNM
UH
AFA

USU - 17 TOs, 14 Scores (82.4%)

Opp. - 16 TOs, 11 Scores (68.7%)

SCORE BY QUARTERS

	Utah State	Opponent
WIS	10-0-0-0=10	0-10-28-21=59
ISU	17-21-7-6=51	0-6-7-0=13
WF	0-0-10-0=10	14-15-17-0=46
SJSU	14-24-17-6=61	0-0-7-3=10
BYU	7-17-3-13=40	7-14-0-3=24
CSU	0-7-0-7=14	17-7-0-3=27
WYO	6-10-0-7=23	3-6-7-12=28
UNLV	7-21-7-17=52	14-14-0-0=28
BSU	7-0-7-0=14	14-14-7-6=41

UNM
UH
AFA

USU - 68-100-51-56=275

Opp. - 69-86-73-48=276

EXPLOSIVES

(20-Plus Yard Plays)

	Utah State			Opponent		
	Run	Pass	TD	Run	Pass	TD
WIS	0	2	0	3	4	4
ISU	2	5	2	0	2	1
WF	0	2	1	3	6	3
SJSU	2	4	4	0	0	0
BYU	0	2	2	0	3	2
CSU	0	1	1	3	4	1
WYO	1	4	1	0	4	1
UNLV	1	3	3	4	0	1
BSU	0	2	0	1	8	2

UNM
UH
AFA

Totals 6 25 14 13 31 15

INDIVIDUAL EXPLOSIVES

(20-Plus Yard Plays)

(Touchdowns Underlined)

Rushing (6)

Hunt (2) 29, 30

Myers (4) 23, 36, 68, 20

Receiving (25)

Bright (2) 77, 43

Colston-Green (2) 40, 34

Hunt (2) 22, 38

Nathan (3) 21, 75, 34

Raymond (5) 22, 23, 20, 32, 21

Roberts (1) 29

Scarver (3) 36, 35, 70

Tarver (4) 32, 23, 36, 57

Terrell (1) 22

Van Leeuwen (1) 64

Vaughns (1) 29





2017 UTAH STATE FOOTBALL STATS

UTAH STATE SCORING DRIVES

Opp.	Qtr	Pl-Yds	Time	Score
WIS	1	8-54	3:30	Eberle 25 yd FG
	1	2-16	0:29	Hunt 12 yd run
ISU	1	7-34	2:14	Eberle 40 yd FG
	1	10-89	3:21	Allen 9 yd run
	1	9-80	3:07	Tarver 3 yd pass
	2	8-77	3:02	Myers 23 yd run
	2	5-81	2:06	Myers 36 yd run
	3	8-80	3:09	Nathan 19 yd pass
	4	10-50	3:00	Smith 42 yd FG
	4	9-39	2:52	Eberle 22 yd FG
WF	3	3-76	1:08	Bright 77 yd pass
	3	6-66	1:56	Eberle 30 yd FG
SJSU	1	7-61	2:32	Hunt 29 yd run
	1	10-79	3:21	Roberts 19 yd pass
	2	6-61	2:59	Bright 43 yd pass
	2	8-28	2:19	Tarver 23 yd pass
	2	4-8	0:58	Eberle 23 yd FG
	3	4-12	1:48	Myers 1 yd run
	3	7-26	1:42	Eberle 52 yd FG
	3	5-92	2:12	Myers 68 yd run
	4	18-78	7:42	Eberle 20 yd FG
	4	5-26	2:25	Eberle 27 yd FG
BYU	1	9-75	3:20	Raymond 32 yd pass
	2	2-43	0:23	Tarver 36 yd pass
	2	4-9	0:30	Eberle 32 yd FG
	3	4-(-2)	1:48	Eberle 40 yd FG
	4	5-41	2:09	Myers 19 yd run
CSU	4	9-69	2:51	Hunt 22 yd pass
WYO	1	4-6	1:45	Eberle 45 yd FG
	1	12-62	4:39	Eberle 31 yd FG
	2	7-67	2:27	Roberts 29 yd pass
	2	10-56	2:07	Eberle 49 yd FG
	4	15-81	7:07	Nelson 4 yd run
UNLV	1	2-75	0:36	Scarver 70 yd pass
	2	6-31	0:57	Hunt 13 yd run
	2	1-75	0:11	Nathan 75 yd pass
	2	8-66	2:31	Hunt 1 yd run
	3	6-24	1:30	Love 5 yd run
	4	3-37	0:45	Hunt 30 yd run
	4	9-24	3:10	Eberle 24 yd FG
	4	16-94	6:11	Hervey 7 yd run
BSU	1	8-51	3:57	Tarver 2 yd pass
	3	9-75	2:43	Hunt 1 yd run
UNM				
UH				
AFA				

Non-Offensive Scores

Opp.	Qtr	Score
ISU	2	Davis 25 yd interception return
SJSU	2	Magalei 38 yd fumble return
BYU	2	Davis 30 yd interception return
	4	Davis 50 yd interception return
CSU	2	Nelson 43 yd blocked punt return

OOPPONENT SCORING DRIVES

Opp.	Qtr	Pl-Yds	Time	Score
WIS	2	15-79	8:25	3 yd run
	2	4-7	1:01	29 yd FG
	3	4-72	1:55	23 yd pass
	3	3-53	1:09	28 yd pass
	3	5-60	2:06	13 yd run
	3	7-68	3:07	21 yd pass
	4	7-88	3:47	6 yd run
	4	4-37	1:59	23 yd run
ISU	2	5-23	1:59	2 yd run
	3	9-94	2:39	42 yd pass
WF	1	1-43	0:08	43 yd pass
	1	5-70	1:02	45 yd pass
	2	9-46	3:01	31 yd FG
	2	3-68	1:12	59 yd run
	2	9-59	1:13	30 yd FG
	3	1-1	0:04	1 yd run
	3	5-92	1:28	18 yd run
	3	11-55	5:14	32 yd FG
SJSU	4	4-0	1:15	53 yd FG
BYU	2	8-68	3:04	26 yd pass
	2	3-55	0:53	40 yd pass
	4	6-41	2:20	37 yd FG
CSU	1	7-60	3:22	15 yd pass
	1	11-50	4:41	33 yd FG
	1	6-80	1:35	5 yd run
	2	11-81	5:00	20 yd pass
	4	13-88	5:17	20 yd FG
WYO	1	9-38	3:40	21 yd FG
	2	12-68	5:59	1 yd run
	4	9-63	3:49	29 yd FG
	4	7-63	3:21	28 yd pass
UNLV	1	7-80	3:22	14 yd run
	1	7-57	3:19	6 yd run
	2	6-83	2:53	41 yd run
	2	7-62	2:44	7 yd run
BSU	1	5-75	2:00	19 yd pass
	1	9-78	3:55	12 yd pass
	2	10-75	3:26	3 yd pass
	2	9-79	3:07	22 yd pass
	3	9-77	4:36	35 yd pass
	4	8-73	2:53	27 yd FG
	4	10-67	6:18	29 yd FG
UNM				
UH				
AFA				

Non-Offensive Scores

Opp.	Qtr	Score
WIS	4	99 yd interception return
WF	2	Safety
SJSU	3	68 yd interception return
BYU	1	46 yd interception return
WYO	3	28 yd interception return
	4	Safety

AVERAGE FIELD POSITION

	Utah State	Opponent
WIS	Own 34	Own 35
ISU	Own 29	Own 28
WF	Own 26	Own 29
SJSU	Own 40	Own 30
BYU	Own 40	Own 26
CSU	Own 26	Own 25
WYO	Own 27	Own 38
UNLV	Own 37	Own 24
BSU	Own 28	Own 24
UNM		
UH		
AFA		

USU Drive Start Position/Result

(-20 = inside or at own 20-yard line;
50+=drives started on other side of 50 - in opponent territory)

	-20	TD	FG	50+	TD	FG
WIS	1	0	0	3	1	0
ISU	7	4	0	2	0	1
WF	4	0	0	1	0	0
SJSU	2	1	1	5	3	2
BYU	3	0	0	6	2	2
CSU	3	0	0	0	0	0
WYO	5	1	1	1	0	1
UNLV	3	1	0	5	3	1
BSU	3	0	0	0	0	0
UNM						
UH						
AFA						

Opp. Start Position/Result

(-20 = inside or at own 20-yard line;
50+=drives started on other side of 50 - in opponent territory)

	-20	TD	FG	50+	TD	FG
WIS	4	1	0	2	1	1
ISU	4	1	0	2	1	0
WF	5	1	0	2	2	0
SJSU	2	0	0	1	0	1
BYU	6	0	0	0	0	0
CSU	5	2	1	1	0	0
WYO	1	0	0	2	0	1
UNLV	5	2	0	0	0	0
BSU	3	0	1	1	0	0
UNM						
UH						
AFA						

DRIVE CHARTS

	Drives	Scores	TD	FG	Punt	TO	Downs	Half	Safety	Scoring Pct.
Utah State	131	43	28	15	55	18	6	7	2	32.8%
Opponent	130	42	30	12	54	20	7	6	0	32.3%





UTAH STATE...

OFFENSE

- **200 Yards Rushing** - 265 at UNLV, 2017
- **300 Yards Rushing** - 318 at SAN JOSÉ STATE, 2017
- **400 Yards Rushing** - 428 vs. Weber State, 2016
- **300 Yards Passing** - 323 at UNLV, 2017
- **400 Yards Passing** - 426 vs. UNLV, 2012
- **500 Yards Passing** - 509 vs. Boise State, 2000
- **500 Yards Total Offense** - 588 at UNLV, 2017
- **600 Yards Total Offense** - 646 at Louisiana Tech, 2012
- **40 Points** - 40 vs. BYU, 2017
- **50 Points** - 52 at UNLV, 2017
- **60 Points** - 61 at SAN JOSÉ STATE, 2017
- **70 Points** - 70 vs. Weber State, 2013
- **Safety By USU** - at Fresno State, 2015

OPPONENT...

DEFENSE

- **200 Yards Rushing** - 216 vs. COLORADO STATE, 2017
- **300 Yards Rushing** - 389 at UNLV, 2017
- **400 Yards Rushing** - 400 vs. San Diego State, 2016
- **300 Yards Passing** - 370 vs. BOISE STATE, 2017
- **400 Yards Passing** - 404 at Fresno State, 2013
- **500 Yards Passing** - 505 at Texas Tech, 2000
- **500 Yards Total Offense** - 533 vs. BOISE STATE, 2017
- **600 Yards Total Offense** - 629 at Louisiana Tech, 2012
- **40 Points** - 41 vs. BOISE STATE, 2017
- **50 Points** - 59 at WISCONSIN, 2017
- **60 Points** - 66 at Oregon, 2008
- **70 Points** - 70 at Fresno State, 2001
- **Safety Against USU** - vs. WYOMING, 2017

UTAH STATE INDIVIDUAL

- **100 Yards Rushing** - 16-101, 3 TD, LAJUAN HUNT at UNLV, 2017
- **200 Yards Rushing** - 18-208, 3 TD, Devante Mays vs. Weber State, 2016
- **100 Yards Rushing by a Quarterback** - 16-191, 1 TD, Kent Myers vs. Colorado State, 2015
- **Two Players with 100 Yards Rushing** - Kerwynn Williams (20-162 2TD) and Chuckie Keeton (17-121) at Louisiana Tech, 2012
- **300 Yards Passing** - 316 (19-27-0, 2 TD), JORDAN LOVE vs. UNLV, 2017
- **400 Yards Passing** - 426 (21-34-0), Chuckie Keeton vs. UNLV, 2012
- **Three TD Passes** - Kent Myers vs. Fresno State, 2016
- **Four TD Passes** - Kent Myers at Air Force, 2015
- **Five or More TD Passes** - 5, Chuckie Keeton vs. Weber State, 2013
- **Two Players with 100 Yards Passing** - Chuckie Keeton (14-for-25, 114) and Kent Myers (14-for-20, 123) vs. Akron, 2015
- **100 Yards Receiving** - 8-104, Ron'quavion Tarver at Wyoming, 2016
- **200 Yards Receiving** - 11-221, Kevin Curtis at South Florida, 2001
- **Two Players with 100 Yards Receiving** - Travis Reynolds (7-129) and Travis Van Leeuwen (4-112,) at UNLV, 2013
- **100 Yards Receiving by a Running Back** - 4-125 TD, Kerwynn Williams at Louisiana Tech, 2012
- **100 Yards Rushing and Receiving** - 162 rush, 125 rec, Kerwynn Williams, at Louisiana Tech, 2012
- **200 Yards All Purpose** - 227, Hunter Sharp vs. Air Force, 2014
- **More Than Two Rushing TD In One Game** - 3, LAJUAN HUNT at UNLV, 2017
- **More Than Three Rushing TD In One Game** - 4, Robert Turbin vs. Colorado State, 2011
- **More Than One Receiving TD In One Game** - 2, Brandon Swindall vs Akron, 2015
- **More Than Three Combined TD In One Game** - 4, Joey DeMartino (3 rush, 1 rec), at New Mexico, 2013
- **TD Pass By A Non-QB** - 29, AAREN VAUGHNS (WR), VS. WYOMING, 2017
- **80-Yard Run For A Touchdown** - 80, Justen Hervey vs. Weber State, 2016
- **80-Yard Pass For A Touchdown** - 81, Hunter Sharp from Darell Garretson, at Arkansas State, 2014
- **50-Yard Field Goal** - 52, DOMINIK EBERLE at SAN JOSÉ STATE, 2017
- **Four Field Goals** - 4, DOMINIK EBERLE at SAN JOSÉ STATE, 2017
- **Kickoff Return For A Touchdown** - 96, Hunter Sharp vs. Nevada, 2015
- **Punt Return For A Touchdown** - 88, Andrew Rodriguez vs. Southern Utah, 2015
- **Interception Return For A Touchdown** - 50 and 30, JALEN DAVIS vs. BYU, 2017
- **Fumble Return For A Touchdown** - 38, MAIKA MAGALEI at SAN JOÉ STATE, 2017
- **Kick Blocked For A Touchdown** - (PUNT) DJ NELSON (BLOCK), DJ NELSON (TOUCHDOWN) vs. COLORADO STATE, 2017
- **Blocked Extra Point For A Conversion** - (BLOCK) David Moala, (RETURN) Torrey Green vs. Southern Utah, 2015
- **Two-Point Conversion** - (Pass) Darell Garretson to JoJo Natson vs. Northern Illinois, 2013

OPPONENT INDIVIDUAL

- **100 Yards Rushing** - 19-113, ALEX MATTISON (BSU), 2017
- **200 Yards Rushing** - 32-223, Donnel Pumphrey (San Diego State), 2016
- **Two Players With 100 Yards Rushing** - Donnel Pumphrey (32-223) and Juwan Washington (14-137, 2TD), San Diego State, 2016
- **300 Yards Passing** - 22-31-1, 368, 3 TD, Jake Browning (Washington), 2015
- **400 Yards Passing** - 36-53-2, 404, 3 TD, Derrick Carr (at Fresno State), 2013
- **100 Yards Receiving** - 5-129, TABARI HINES (WAKE FOREST), 2017
- **200 Yards Receiving** - 12-205, Rishard Matthews (Nevada), 2011
- **Two Players With 100 Yards Receiving** - Mitch Mathews 8-117 TD and Jordan Leslie 4-135 (BYU), 2014
- **Three Players With 100 Yards Receiving** - C.J.Hawthorne, 9-116 TD, J.Rivers 7-130 TD and R.Grice-Mullen, 5-113 (Hawai'i), 2007
- **80-Yard Run For A Touchdown** - 92, Demarco Murray (Oklahoma), 2007
- **80-Yard Pass For A Touchdown** - 86, Lamar Jordan to Delane Hart-Johnson (New Mexico), 2015
- **50-Yard Field Goal** - 53, BRYCE CRAWFORD (SAN JOSÉ STATE), 2017
- **Kickoff Return For A Touchdown** - 87, Bernard Reedy (Toledo), 2012
- **Punt Return For A Touchdown** - 77, Adoree' Jackson (USC), 2016
- **Interception Return For A Touchdown** - 28, KEVIN PROSSER (WYO), 2017
- **Fumble Return For A Touchdown** - 52, Michael Shelton (BYU), 2016
- **Kick Blocked For A Touchdown** - (Punt) 16, la Falo (Boise State), 2007





2017 UTAH STATE DEPTH CHART - WEEK TEN

OFFENSE

X-WR	1	Ron'quavion Tarver (6-3, 215, Jr., 1L)
	17	Zach Van Leeuwen (6-0, 185, Jr., 2L)
-or-	88	Braelon Roberts (6-3, 200, Sr., 3L)
H-WR	16	Jordan Nathan (5-9, 175, Fr., RS)
	25	Gerold Bright (5-9, 190, So., 1L)
	83	Aaren Vaughns (5-8, 185, Jr., JC)
LT	76	Roman Andrus (6-4, 300, Jr., JC)
	77	Viliamu McMoore (6-5, 305, Fr., RS)
LG	68	Moroni Iniguez (6-2, 330, So., JC)
	75	Ty Shaw (6-4, 300, Fr., RS)
C	51	Quin Ficklin (6-2, 290, Jr., TR)
	69	Jake Templeton (6-2, 280, Jr., JC)
RG	70	Rob Castandea (6-4, 300, Jr., JC)
	58	Demytrick Ali'ifua (6-3, 310, Fr., RS)
RT	52	Sean Taylor (6-5, 305, Jr., RS)
	73	Preston Brooksby (6-5, 290, Sr., 1L)
Y-TE	87	Dax Raymond (6-5, 245, R-So., 1L)
	11	Damion Hobbs (6-2, 245, Sr., 2L)
	86	Carson Terrell (6-4, 235, Fr., HS)
Z-WR	5	Jaren Colston-Green (6-1, 185, Sr., 2L)
	7	Alex Byers (6-2, 185, Sr., 1L)
-or-	81	Savon Scarver (6-0, 190, Fr., HS)
-or-	14	Chad Artist (6-2, 190, So., 1L)
RB	21	LaJuan Hunt (5-8, 195, Sr., 3L)
	22	Eltoro Allen (5-9, 180, Jr., JC)
	34	Justen Hervey (5-10, 215, Jr., 2L)
QB	2	Kent Myers (6-0, 205, Sr., 3L)
	10	Jordan Love (6-3, 215, Fr., RL)
	18	DJ Nelson (5-9, 200, Jr., 2L)

DEFENSE

DE	19	Ian Togiai (6-2, 280, Sr., 3L)
	55	Adewale Adeoye (6-3, 270, Jr., 1L)
	91	Devon Anderson (6-1, 285, So., JC)
NG	56	Gasetoto Schuster (6-0, 295, Jr., 2L)
	96	Christopher 'Unga (6-0, 300, So., 1L)
	90	Ritisoni Fata (6-1, 280, Fr., RS)
DE	93	Jacoby Wildman (6-2, 265, So., 1L)
	99	Mohelika Uasike (6-1, 300, So., 1L)
	54	Nami Tuitu'u (6-2, 290, Fr., HS)
OLB	44	Louy Compton (6-3, 230, Jr., JC)
	49	Derek Larsen (6-3, 240, Jr., 2L)
	9	David Woodward (6-2, 220, Fr., RS)
ILB	42	Suli Tamaivena (6-0, 230, Jr., JC)
	33	Kevin Meitzenheimer (5-11, 225, Fr., RS)
ILB	48	Chase Christiansen (6-1, 230, Jr., 1L)
	40	Ofa Latu (6-1, 220, Jr., JC)
	46	Mason Tobeck (6-2, 225, So., 1L)
OLB	51	Justus Te'i (6-3, 240, So., 1L)
	24	Dalton Baker (6-4, 255, So., 1L)
	39	Maika Magalei (6-2, 220, Fr., HS)
CB	13	Jalen Davis (5-10, 185, Sr., 3L)
	6	Cameron Haney (5-11, 180, So., 1L)
BS	2	Dallin Leavitt (5-10, 205, Sr., 1L)
	23	Gaje Ferguson (6-0, 205, Jr., 1L)
FS	28	Aaron Wade (6-1, 210, Jr., 2L)
	3	Jontrell Rocquemore (6-1, 210, Jr., 2L)
-or-	15	Baron Gajkowski (6-1, 205, Fr., RS)
CB	36	Ja'Marcus Ingram (6-1, 185, Fr., RS)
	27	Deante Fortenberry (5-11, 195, Jr., JC)
-or-	8	Wesley Bailey (6-1, 200, Sr., 1L)

SPECIALISTS

P	89	Aaron Dalton (6-4, 225, Jr., 2L)
	92	Zach Lee (5-11, 195, So., SQ)
PK/K	62	Dominik Eberle (6-2, 180, So., SQ)
	60	Michael Smith (5-10, 190, So., HS)
LS	50	Emmett Odegard (6-1, 220, Sr., 1L)
	57	Brandon Pada (5-10, 205, Fr., RS)
HLD	18	DJ Nelson (5-9, 200, Jr., 2L)
	89	Aaron Dalton (6-4, 225, Jr., 2L)
PR	17	Zach Van Leeuwen (6-0, 185, Jr., 2L)
	16	Jordan Nathan (5-9, 175, Fr., RS)
	13	Jalen Davis (5-10, 185, Sr., 3L)
KOR	21	LaJuan Hunt (5-8, 195, Sr., 3L)
	81	Savon Scarver (6-0, 190, Fr., HS)
	25	Gerold Bright (5-9, 190, So., 1L)

BOLD = Returning Starter

CAREER GAMES/STARTS

21	LaJuan Hunt, Sr., RB	47/20	87	Dax Raymond, So., TE	17/8	54	Nami Tuitu'u, Fr., DE	9/0
13	Jalen Davis, Sr., CB	45/45	8	Wesley Bailey, Sr., CB	17/6	10	Jordan Love, R-Fr., QB	8/2
19	Ian Togiai, Sr., DE	43/15	24	Dalton Baker, So., LB	17/4	91	Devon Anderson, So., DE	8/1
2	Kent Myers, Sr., QB	37/32	46	Mason Tobeck, So., LB	17/3	27	Deante Fortenberry, Jr., CB	8/0
88	Braelon Roberts, Sr., WR	37/12	25	Gerold Bright, So., WR	17/0	40	Ofa Latu, Jr., LB	8/0
89	Aaron Dalton, Jr., P	34/0	7	Alex Byers, Sr., WR	17/0	77	Viliamu McMoore, R-Fr., OL	8/0
18	DJ Nelson, Jr., QB	34/0	55	Adewale Adeoye, Jr., DE	16/7	86	Carson Terrell, Fr., TE	8/0
17	Zach Van Leeuwen, Jr., WR	32/10	66	KJ Uluave, Jr., OL	15/4	83	Aaren Vaughns, Jr., WR	8/0
12	Alex Huerta, Sr., LB	31/7	10	Chasen Andersen, Jr., LB	13/0	52	Sean Taylor, Jr., OL	7/7
56	Gasetoto Schuster, Jr., NG	30/5	62	Dominic Eberle, So., PK	13/0	31	Chance Parker, So., S	7/0
49	Derek Larsen, Jr., LB	28/11	96	Christopher 'Unga, So., NG	12/3	90	Ritisoni Fata, R-Fr., NG	6/2
5	Jaren Colston-Green, Sr., WR	27/8	14	Chad Artist, So., WR	11/0	33	Kevin Meitzenheimer, R-Fr., LB	6/0
28	Aaron Wade, Jr., BS	27/2	76	Roman Andrus, Jr., OL	9/9	9	David Woodward, R-Fr., LB	6/0
34	Justen Hervey, Jr., RB	27/1	70	Rob Castaneda, Jr., OL	9/9	75	Ty Shaw, R-Fr., OL	5/0
3	Jontrell Rocquemore, Jr., FS	26/6	51	Quin Ficklin, Jr., OL	9/9	47	Logan Lee, R-Fr., DE	4/1
11	Damion Hobbs, Sr., TE	26/1	68	Moroni Iniguez, So., OL	9/9	38	Mason Gajkowski, So., LB	4/0
4	Tonny Lindsey Jr., Sr., RB	22/11	16	Jordan Nathan, R-Fr., WR	9/9	69	Jake Templeton, Jr., OL	4/0
1	Ron'quavion Tarver, Jr., WR	21/15	42	Suli Tamaivena, Jr., LB	9/9	39	Connor McGuire, Sr., WR	3/0
48	Chase Christiansen, Jr., LB	21/11	36	Ja'Marcus Ingram, R-Fr., CB	9/8	20	Tre Miller, Fr., RB	3/0
64	Jarom Ioane, Sr., OL	21/0	39	Maika Magalei, Fr., LB	9/3	55	Andrew Chen, Sr., OL	2/0
50	Emmett Odegard, Sr., LS	21/0	58	Demytrick Ali'ifua, R-Fr., OL	9/2	59	Connor Coles, Fr., PK	2/0
6	Cameron Haney, So., CB	20/5	78	Cody Boyer, Jr., OL	9/1	84	Taylor Compton, R-Fr., WR	2/0
51	Justus Te'i, So., LB	20/5	22	Eltoro Allen, Jr., RB	9/1	53	Braden Harris, So., LB	2/0
93	Jacoby Wildman, So., DE	20/4	44	Louy Compton, Jr., LB	9/0	85	Emerson Woods, Jr., TE	2/0
73	Preston Brooksby, Sr., OL	19/11	15	Baron Gajkowski, R-Fr., S	9/0	92	Zach Lee, So., P	1/0
99	Mohelika Uasike, So., NG	18/3	32	Braxton Gunther, R-Fr., S	9/0	97	Jake Pitcher, R-Fr., DE	1/0
2	Dallin Leavitt, Sr., BS	17/17	20	Patrick Lee Miranda, Sr., LB	9/0	60	Michael Smith, So., PK	1/0
23	Gaje Ferguson, Jr., BS	17/12	81	Savon Scarver, Fr., WR	9/0			

PRONUNCIATION GUIDE

55	Adewale Adeoye	Ada-wally Ada-oy-ah	12	Alex Huerta	Wear-ta	81	Savon Scarver	Say-von
58	Demytrick Ali'ifua	Ah-lee-ee-foo-uh	68	Moroni Iniguez	More-own-i E-kneen-gez	56	Gasetoto Schuster	Na-s-eh-toe-toe
91	Devon Anderson	Duh-von	64	Jarom Ioane	Jer-um EE-o-ah-nah	42	Suli Tamaivena	Sue-lee Tuh-my-ven-uh
76	Roman Andrus	Anne-drus	31	Zahodri Jackson	Zuh-haad-ree	1	Ron'quavion Tarver	Ron-kway-V-un
14	Chad Artist	Are-tist	40	Ofa Latu	Oh-fa La-too	51	Justus Te'i	Tay-ee
70	Rob Castaneda	Cast-uh-ned-uh	39	Maika Magalei	Mika Mung-uh-lay	86	Carson Terrell	Tear-ul
55	Andrew Chen	Chin	77	Viliamu McMoore	Vee-lee-ah-mooch	19	Ian Togiai	Tong-ee-i
3	Henry Colombi	Cuh-lum-bee	33	Kevin Meitzenheimer	Met-zen-hi-mur	54	Nami Tuitu'u	Nah-me Two-ee-two-ooh
62	Dominik Eberle	Eb-err-lee	20	Patrick Lee Miranda	Mur-an-dur	99	Mohelika Uasike	Mo-heh-lee-ka Wa-s-kay
90	Ritisoni Fata	Ree-tee-sony Fah-tuh	43	Sialao Mobley	See-uh-lao	66	KJ Uluave	Oo-lou-a-vay
23	Gaje Ferguson	Gauge	4	Tonny Lindsey Jr.	Toe-Knee	17	Zach Van Leeuwen	Van Loo-win
15	Baron Gajkowski	Guy-Cow-ski	50	Emmett Odegard	O-duh-guard			
38	Mason Gajkowski	Guy-Cow-ski	3	Jontrell Rocquemore	Rock-uh-more			



2017 UTAH STATE FOOTBALL ROSTERS



ALPHABETICAL			NUMERICAL									
No.	Name	Pos.	No.	Name	Pos.	Ht.	Wt.	Cl.	Exp.	Hometown (High School/Last School)		
32	Adams, Tywayne	RB	1	Ron'quavion Tarver	WR	6-3	215	Jr.	1L	Belle Glade, Fla. (Glades Central HS/Fort Scott CC)		
55	Adeoye, Adewale	DE	2	Dallin Leavitt	BS	5-10	205	Sr.	1L	Portland Ore. (Central Catholic HS/BYU)		
58	Ali'ifua, Demytrick	OL	2	Kent Myers	QB	6-0	205	Sr.	3L	Rowlett, Texas (Sachse HS)		
22	Allen, Eltoro	RB	3	Henry Colombi	QB	6-2	195	Fr.	HS	Hollywood, Fla. (Chamindae Madonna College Prep)		
94	Andersen, Caden	DE	3	Jontrell Rocquemore	FS	6-1	210	Jr.	2L	McKinney, Texas (McKinney HS)		
10	Andersen, Chasen	LB	4	Tonny Lindsey Jr.	RB	5-9	195	Sr.	2L	Long Beach, Calif. (Woodrow Wilson HS/Cerritos JC)		
91	Anderson, Devon	DE	5	Jaren Colston-Green	WR	6-1	185	Sr.	2L	Tallahassee, Fla. (Leon HS/Arizona Western JC)		
76	Andrus, Roman	OL	6	Cameron Haney	CB	5-11	180	So.	1L	Los Angeles, Calif. (Cathedral HS)		
14	Artist, Chad	WR	7	Alex Byers	WR	6-2	185	Sr.	1L	Riverview, Fla. (Spoto HS/Antelope Valley JC)		
8	Bailey, Wesley	CB	8	Wesley Bailey	CB	6-1	200	Sr.	1L	Huntsville, Ala. (J.O. Johnson HS/Eastern Arizona CC)		
24	Baker, Dalton	LB	9	David Woodward	LB	6-2	220	Fr.	RS	Olympia, Wash. (Olympia HS)		
89	Boman, Travis	TE	10	Chasen Andersen	LB	5-11	225	Jr.	1L	Logan, Utah (Logan HS/Wisconsin)		
78	Boyer, Cody	OL	10	Jordan Love	QB	6-3	215	Fr.	RS	Bakersfield, Calif. (Liberty HS)		
25	Bright, Gerold	WR	11	Damion Hobbs	TE	6-2	245	Sr.	2L	Cedar Hill, Texas (Cedar Hill HS/Oregon)		
73	Brooksby, Preston	OL	12	Alex Huerta	LB	6-3	235	Sr.	2L	Wellsville, Utah (Mountain Crest HS)		
7	Byers, Alex	WR	13	Jalen Davis	CB	5-10	185	Sr.	3L	La Mesa, Calif. (Helix HS)		
70	Castaneda, Rob	OL	14	Chad Artist	WR	6-2	190	So.	1L	Logan, Utah (Logan HS)		
55	Chen, Andrew	OL	15	Baron Gajkowski	S	6-1	205	Fr.	RS	Alpine, Utah (Lone Peak HS)		
48	Christiansen, Chase	LB	15	Zach Larson	QB	5-9	185	So.	JC	Orem, Utah (Timpanogas HS/Snow JC)		
59	Coles, Connor	PK	16	Jordan Nathan	WR	5-9	175	Fr.	RS	Monrovia, Calif. (Monrovia HS)		
3	Colombi, Henry	QB	17	Zach Van Leeuwen	WR	6-0	185	Jr.	2L	Provo, Utah (Timpview HS)		
5	Colston-Green, Jaren	WR	18	Jamaal Evans	LB	6-3	225	Fr.	HS	Las Vegas, Nev. (Centennial HS)		
44	Compton, Louy	LB	18	DJ Nelson	QB	5-9	200	Jr.	2L	Logan, Utah (Logan HS)		
84	Compton, Taylor	WR	19	Ian Togiai	DE	6-2	280	Sr.	3L	West Valley City, Utah (Hunter HS)		
82	Curtis, Preston	WR	20	Tre Miller	RB	6-1	215	Fr.	HS	St. George, Utah (Dixie HS)		
89	Dalton, Aaron	P	20	Patrick Lee Miranda	LB	5-10	220	Sr.	1L	Pawtucket, R.I. (St. Raphael Academy/Chabot JC)		
13	Davis, Jalen	CB	21	LaJuan Hunt	RB	5-8	195	Sr.	3L	Fort Lauderdale, Fla. (University HS)		
74	Dolphin, Chandler	OL	22	Eltoro Allen	RB	5-9	180	Jr.	JC	Elk Grove, Calif. (Elk Grove HS/Riverside CC)		
62	Eberle, Dominik	PK	23	Gaje Ferguson	BS	6-0	210	Jr.	1L	Mendon, Utah (Mountain Crest HS/Snow College)		
72	Edwards, Alfred	OL	24	Dalton Baker	LB	6-4	255	So.	1L	Payson, Utah (Payson HS)		
18	Evans, Jamaal	LB	25	Gerold Bright	WR	5-9	190	So.	1L	Pensacola, Fla. (Escambia HS)		
90	Fata, Ritsoni	NG	26	Chase Nelson	S	5-9	195	Fr.	HS	Logan, Utah (Logan HS)		
23	Ferguson, Gaje	BS	27	Deante Fortenberry	CB	5-11	195	Jr.	JC	Oakland, Calif. (Pittsburgh HS/CC of San Francisco)		
51	Ficklin, Quin	OL	28	Aaron Wade	BS	6-1	210	Jr.	2L	Lithia, Fla. (Newsome HS)		
27	Fortenberry, Deante	CB	29	Zach Swenson	BS	5-11	190	Fr.	RS	Salt Lake City, Utah (East HS)		
15	Gajkowski, Baron	S	29	Morian Walker Jr.	RB	6-1	205	Fr.	RS	San Jose, Calif. (Valley Christian HS)		
38	Gajkowski, Mason	LB	30	Andre Grayson	CB	5-8	150	Fr.	HS	Rancho Cucamonga, Calif. (Etiwanda HS)		
41	Garner, Stegan	CB	31	Chance Parker	S	6-1	200	So.	SQ	Kaysville, Utah (Davis HS)		
30	Grayson, Andre	CB	31	Zahodri Jackson	CB	5-10	165	Fr.	HS	Sarasota, Fla. (Riverview HS)		
37	Green, Jarrod	CB	32	Tywayne Adams	RB	5-8	180	Jr.	JC	Patterson, Calif. (Patterson HS/San Joaquin Delta JC)		
32	Gunther, Braxton	S	32	Braxton Gunther	S	5-10	185	Fr.	RS	Woods Cross, Utah (Woods Cross HS)		
6	Haney, Cameron	CB	33	Kevin Meitzenheimer	LB	5-11	225	Fr.	RS	Moreno Valley, Calif. (Moreno Valley HS)		
53	Harris, Braden	LB	34	Justen Hervey	RB	5-10	215	Jr.	2L	Beaumont, Texas (Westbrook HS)		
34	Hervey, Justen	RB	36	Ja'Marcus Ingram	CB	6-1	185	Fr.	RS	Dallas, Texas (South Oak Cliff HS)		
11	Hobbs, Damion	TE	37	Jarrod Green	CB	5-11	175	Fr.	HS	Elk Grove, Calif. (Cosumnes Oaks HS)		
12	Huerta, Alex	LB	38	Mason Gajkowski	LB	6-1	225	So.	SQ	Sandy, Utah (Jordan HS)		
21	Hunt, LaJuan	RB	39	Maika Magalei	LB	6-2	220	Fr.	HS	Lakewood, Wash. (Lakes HS)		
36	Ingram, Ja'Marcus	CB	39	Connor McGuire	WR	5-11	185	Sr.	SQ	Roy, Utah (Roy HS/Snow College)		
68	Iniguez, Moroni	OL	40	Ofa Latu	LB	6-1	220	Jr.	JC	Provo, Utah (Timpview HS/Snow College)		
64	Ioane, Jarom	OL	41	Stegan Garner	CB	5-11	190	So.	HS	Declo, Idaho (Declo HS)		
31	Jackson, Zahodri	CB	42	Suli Tamaivena	LB	6-0	230	Jr.	JC	Kirkland, Wash. (Juanita HS/Mt. San Antonio JC)		
49	Larsen, Derek	LB	43	Sialao Mobley	LB	6-2	220	So.	TR	Herriman, Utah (Herriman HS/BYU)		
15	Larson, Zach	QB	44	Louy Compton	LB	6-3	230	Jr.	JC	Waterford, Mich. (Waterford Mott HS/Ellsworth CC)		
40	Latu, Ofa	LB	46	Mason Tobeck	LB	6-2	225	So.	1L	Puyallup, Wash. (Cascade Christian HS)		
2	Leavitt, Dallin	BS	47	Logan Lee	DE	6-3	260	Fr.	RS	Rexburg, Idaho (Madison HS)		
47	Lee, Logan	DE	48	Chase Christiansen	LB	6-1	230	Jr.	1L	Stansbury, Utah (Stansbury HS)		
92	Lee, Zach	P	49	Derek Larsen	LB	6-3	240	Jr.	2L	Logan, Utah (Logan HS)		
4	Lindsey Jr., Tonny	RB	50	Emmett Odegard	LS	6-1	220	Sr.	1L	Greenwich, Conn. (Greenwich HS/Nassau CC)		
10	Love, Jordan	QB	51	Quin Ficklin	OL	6-2	290	Jr.	TR	Mesa, Ariz. (Red Mountain HS/BYU)		
39	Magalei, Maika	LB	51	Justus Te'i	LB	6-3	240	So.	1L	Oceanside, Calif. (Mission Hills HS)		
39	McGuire, Connor	WR	52	Sean Taylor	OL	6-5	305	Jr.	RS	Vallejo, Calif. (Valley HS/Laney College)		
77	McMoore, Villamu	OL	53	Braden Harris	LB	6-3	235	So.	SQ	Gunnison, Utah (Gunnison Valley HS)		
33	Meitzenheimer, Kevin	LB	54	Nami Tuitu'u	DL	6-2	290	Fr.	HS	Mesa, Ariz. (Mesa HS)		
98	Meyers, Connor	DL	55	Adewale Adeoye	DE	6-3	270	Jr.	1L	St. Louis, Mo. (Ritenour HS)		
79	Meyers, McCord	OL	55	Andrew Chen	OL	6-4	290	Sr.	SQ	Calabasas, Calif. (Chaminade College Prep)		
20	Miller, Tre	RB	56	Gasetoto Schuster	NG	6-0	295	Jr.	2L	Long Beach, Calif. (Long Beach Poly HS)		
20	Miranda, Patrick Lee	LB	57	Brandon Pada	LS	5-10	205	Fr.	RS	Glendale, Ariz. (Mountain Ridge HS)		
43	Mobley, Sialao	LB	58	Demytrick Ali'ifua	OL	6-3	310	Fr.	RS	San Leandro, Calif. (San Leandro HS)		
2	Myers, Kent	QB	59	Connor Coles	PK	6-1	185	Fr.	HS	Bozeman, Mont. (Bozeman HS)		
16	Nathan, Jordan	WR	60	Michael Smith	PK	5-10	190	So.	HS	Highland, Utah (Lone Peak HS)		





2017 UTAH STATE FOOTBALL ROSTERS

NUMERICAL

No.	Name	Pos.	Ht.	Wt.	Cl.	Exp.	Hometown (High School/Last School)
61	Wyatt O'Banion	OL	6-1	275	Fr.	HS	Dos Palos, Calif. (Dos Palos HS)
62	Dominik Eberle	PK	6-2	180	So.	SQ	Nuremberg, Germany (Redondo Union (CA) HS)
64	Jarom Ioane	OL	6-6	360	Sr.	1L	Bountiful, Utah (Bountiful HS)
66	KJ Uluave	OL	6-4	305	Jr.	1L	Laie, Hawaii (Kahuku HS)
68	Moroni Iniguez	OL	6-2	330	So.	JC	Kaysville, Utah (Davis HS/Snow JC)
69	Jake Templeton	OL	6-2	280	Jr.	SQ	Boise, Idaho (Timberline HS/Boise State)
70	Rob Castaneda	OL	6-4	300	Jr.	JC	Round Rock, Texas (Round Rock HS/Ellsworth CC)
72	Alfred Edwards	OL	6-7	310	Fr.	HS	Redlands, Calif. (Redlands Senior HS)
73	Preston Brooksby	OL	6-5	290	Sr.	1L	Peoria, Ariz. (Sunrise Mountain HS/Glendale CC)
74	Chandler Dolphin	OL	6-3	295	Fr.	HS	Sandy, Utah (Alta HS)
75	Ty Shaw	OL	6-4	300	Fr.	RS	South Jordan, Utah (Herriman HS)
76	Roman Andrus	OL	6-4	300	Jr.	JC	El Dorado Hills, Calif. (Oak Ridge HS/Snow College)
77	Viliamu McMoore	OL	6-5	305	Fr.	RS	Kapolei, Hawaii (Kapolei HS)
78	Cody Boyer	OL	6-5	285	Jr.	1L	St. George, Utah (Pine View HS)
79	McCord Meyers	OL	6-4	300	Fr.	HS	McLean, Va. (McLean HS)
80	Dylan Spradling	WR	5-11	185	So.	JC	Parker, Colo. (Ponderosa HS/Grossmont JC)
81	Savon Scarver	WR	6-0	190	Fr.	HS	Las Vegas, Nev. (Centennial HS)
82	Preston Curtis	WR	5-10	180	Fr.	HS	Salt Lake City, Utah (East HS)
83	Aaren Vaughns	WR	5-8	185	Jr.	JC	Altadena, Calif. (Charter Oak HS/Mt. San Antonio JC)
84	Taylor Compton	WR	5-8	175	Fr.	RS	Logan, Utah (Logan HS)
85	Emerson Woods	TE	6-5	255	Jr.	JC	Sandy, Utah (Brighton HS/Snow College)
86	Carson Terrell	TE	6-4	235	Fr.	HS	Lehi, Utah (Lehi HS)
87	Dax Raymond	TE	6-5	245	R-So.	1L	Provo, Utah (Timpview HS)
88	Braelon Roberts	WR	6-3	200	Sr.	3L	Dallas, Texas (Bishop Dunne HS)
89	Travis Boman	TE	6-4	240	Fr.	RS	Henderson, Nev. (Coronado HS)
89	Aaron Dalton	P	6-4	225	Jr.	2L	Bountiful, Utah (Viewmont HS)
90	Rifisoni Fata	NG	6-1	280	Fr.	RS	Redlands, Calif. (East Valley HS)
91	Devon Anderson	DE	6-1	285	So.	JC	Baltimore, Md. (Overlea HS/Dodge City CC)
92	Zach Lee	P	5-11	195	So.	SQ	Cleveland, Tenn. (Cleveland HS)
93	Jacoby Wildman	DE	6-2	265	So.	1L	Logan, Utah (Logan HS)
94	Caden Andersen	DE	6-2	280	Fr.	RS	Logan, Utah (Logan HS)
95	Tyler Thornock	TE	6-6	245	So.	RS	Missoula, Mont. (Big Sky HS)
96	Christopher 'Unga	NG	6-0	300	So.	1L	Rancho Cucamonga, Calif. (Rancho Cucamonga HS)
97	Jake Pitcher	DE	6-3	250	Fr.	RS	Smithfield, Utah (Sky View HS)
98	Connor Meyers	DL	6-5	260	R-Fr.	TR	McLean, Va. (McLean HS/Southern Utah)
99	Mohelika Uasike	NG	6-1	300	So.	1L	Eules, Texas (L.D. Bell HS)

ALPHABETICAL

No.	Name	Pos
26	Nelson, Chase	S
18	Nelson, DJ	QB
61	O'Banion, Wyatt	OL
50	Odegard, Emmett	LS
57	Pada, Brandon	LS
31	Parker, Chance	S
97	Pitcher, Jake	DE
87	Raymond, Dax	TE
88	Roberts, Braelon	WR
3	Rocquemore, Jontrell	FS
81	Scarver, Savon	WR
56	Schuster, Gasetoto	NG
75	Shaw, Ty	OL
60	Smith, Michael	PK
80	Spradling, Dylan	WR
29	Swenson, Zach	BS
42	Tamaivena, Suli	LB
1	Tarver, Ron'quavion	WR
52	Taylor, Sean	OL
51	Te'i, Justus	LB
69	Templeton, Jake	OL
86	Terrell, Carson	TE
95	Thornock, Tyler	TE
46	Tobeck, Mason	LB
19	Togial, Ian	DE
54	Tuitu'u, Nami	DL
99	Uasike, Mohelika	NG
66	Uluave, KJ	OL
96	'Unga, Christopher	NG
17	Van Leeuwen, Zach	WR
83	Vaughns, Aaren	WR
28	Wade, Aaron	BS
29	Walker Jr., Morian	RB
93	Wildman, Jacoby	DE
85	Woods, Emerson	TE
9	Woodward, David	LB

COACHING STAFF

Head Coach: Matt Wells (Utah State, 1996), Fifth Season; **Assistant Head Coach (Co-Defensive Coordinator/Defensive Line):** Frank Maile (Utah State, 2007), Second Season; **Co-Defensive Coordinator (Outside Linebackers):** Kendrick Shaver (Missouri State, 2002), Seventh Season; **Offensive Coordinator (Quarterbacks):** David Yost (Kent State, 1992), First Season; **Special Teams Coordinator (Running Backs):** Mark Tommerdahl (Concordia, 1982), First Season; **Assistant Coach (Outside Receivers):** Jovon Bouknight (Wyoming, 2006), Ninth Season; **Assistant Coach (Defensive Backs):** Julius Brown (Boise State, 2006), Second Season; **Assistant Coach (Inside Linebackers):** Stacy Collins (Western Oregon, 1998), Second Season; **Assistant Coach (Offensive Line):** Steve Farmer (Illinois State, 1999), Second Season; **Assistant Coach (Tight Ends/Inside Receivers/Recruiting Coordinator):** Luke Wells (Oklahoma, 2002), Fifth Season; **Assistant Athletics Director for Football Operations:** Waqa Damuni (Utah State, 1998), Fifth Season; **Director of Player Personnel:** Jared Russell (Arizona State, 2013), Second Season; **Special Assistant to the Head Coach:** Dave Kragthorpe (Utah State, 1954), Fifth Season; **Offensive Graduate Assistant:** Brad Kragthorpe (LSU, 2015), Second Season; **Offensive Administrative Assistant:** Nahfahu Tahi (Utah State, 2015), Fourth Season; **Offensive Graduate Assistant:** John Cannova (North Central College, 2014), First Season; **Defensive Graduate Assistant:** Aman Anand (South Dakota School of Mines & Technology, 2015), First Season; **Defensive Graduate Assistant:** Gustavo Manzanares (San José State, 2009), First Season; **Defensive Administrative Assistant:** Uani 'Unga (BYU, 2015), First Season; **Strength & Conditioning:** Dave Scholz (Wisconsin-Milwaukee, 2004), Fifth Season; **Video Coordinator:** Bill Garren (Idaho State, 2002), 13th Season; **Equipment Coordinator:** Mike Bair (Utah State, 1995), 22nd Season.



Matt Wells
Head Coach
(Field)



Frank Maile
Asst. HC/
Co-DC/DL
(Field)



Kendrick Shaver
Co-Def.
Coord./
OLB
(Press Box)



David Yost
Off. Coord./
QB
(Press Box)



Mark Tommerdahl
Special Teams
Coord./RB
(Field)



Jovon Bouknight
Outside
Receivers
(Field)



Julius Brown
Defensive
Backs
(Field)



Stacy Collins
Inside
Linebackers
(Field)



Steve Farmer
Offensive Line
(Field)



Luke Wells
Tight Ends/
Inside
Receivers/RC
(Field)



/// NEW FACILITIES AT UTAH STATE OVER THE LAST 10 YEARS ///

• Over the last 10 years, Utah State Athletics has focused on improving its infrastructure and now has some of the best facilities not only in the Mountain West, but in the Western United States, with the additions of the Jim & Carol Laub Athletics-Academics Complex, the ICON Sports Performance Center, the Wayne Estes Center and the West Stadium Center at Maverik Stadium.




WEST STADIUM CENTER AT MAVERIK STADIUM

Completed in August of 2016, the \$36 million, 85,000 square-foot West Stadium Center is a new four-story premium seating and press box structure inside Maverik Stadium. The structure includes a state-of-the-art media and game operations area, 20 luxury suites, 20 loge boxes, over 700 covered club seats and a premium club area that will also be used to host a student-athlete training table. Renovations to Maverik Stadium in 2016 also included new video boards on both the north and south ends of the stadium, and a new public address system.



WAYNE ESTES CENTER

Completed in May of 2014, the \$9.7 million, 32,000 square-foot Wayne Estes Center is a basketball practice facility and volleyball competition venue that contains two regulation-size basketball courts and a regulation-size volleyball competition court with chair-back seating for 1,400 fans, along with a training room and in-season strength and conditioning area. Office space for both men's and women's basketball and volleyball is also included in the facility, as well as a locker room and film room for volleyball. Ticketing and concession services are also available on Game Days. Located inside the foyer of the Wayne Estes Center is a visual tribute of the building's namesake.



ICON SPORTS PERFORMANCE CENTER

Completed in June of 2013, Utah State's \$6.5 million, 26,329 square-foot ICON Sports Performance Center features areas for weight training, cardiovascular workouts and speed and agility training, as well as offices for staff. Built on existing university property at the northwest corner of Maverik Stadium, the state-of-the-art multi-level facility alleviated overcrowding in the previous 5,800 square-foot strength and conditioning center and accommodates over 400 student-athletes from 16 sports programs.



JIM & CAROL LAUB ATHLETICS-ACADEMICS COMPLEX

Completed in September of 2008, Utah State's \$12 million, three-story, 69,000 square-foot, Jim and Carol Laub Athletics-Academics Complex is a state-of-the-art multi-purpose facility that meets all of the athletic and academic needs of Utah State's 16 sports and 400-plus student-athletes. Within the facility, is the 11,000 square-foot Dale Mildenberger Sports Medicine Complex and Dr. John Worley Sports Medicine Research Center, the Steve Mothersell Athletics Hall of Honor and the 7,000 square-foot J. Ken "Kenny" Seamons Equipment Room. Also located on the first floor are locker rooms for football. The second floor houses coaches' offices and meeting rooms for football, including a 120-seat auditorium, and the student-athlete academics center is located on the third floor, which includes numerous study hall and tutor areas, a computer lab and the Dr. Randall and Julianne Stockham Student-Athlete Academics Hall of Honor.