



# UNIVERSITY OF NEW MEXICO LOBO FOOTBALL

1939 Sun Bowl \* 1944 Sun Bowl \* 1946 Sun Bowl \* 1947 Harbor Bowl \* 1961 Aviation Bowl \* 1997 Insight.com Bowl  
2002 Las Vegas Bowl \* 2003 Las Vegas Bowl \* 2004 Emerald Bowl \* 2006 New Mexico Bowl \* 2007 New Mexico Bowl

## 2015 NEW MEXICO SCHEDULE

| Date  | Opponent (TV)                      | Time/Result |
|-------|------------------------------------|-------------|
| 9/5   | Mississippi Valley State           | W 66-0      |
| 9/12  | Tulsa (ESPN3)                      | L 21-40     |
| 9/18  | at (RV/RV)Arizona State (Pac-12)   | L 10-34     |
| 9/26  | *at Wyoming (ROOT)                 | W 38-28     |
| 10/3  | New Mexico State (ROOT)            | 6:08 pm     |
| 10/10 | *at Nevada (MWN/CI)                | 5:05 pm     |
| 10/17 | *Hawai'i (ROOT/Oceanic)            | 5:08 pm     |
| 10/24 | *at San José State (ROOT)          | 5:08 pm     |
| 11/7  | *Utah State (CBSSN)                | 1:34 pm     |
| 11/14 | *at (RV/RV)Boise St. (ESPN Family) | TBA         |
| 11/21 | *Colorado State (ROOT)             | 3:38 pm     |
| 11/28 | *Air Force (ESPN Family)           | TBA         |

## ON THE AIR

### Television

ROOT Sports  
Play-by-Play: Marc Stoudt  
Color Analyst: Sed Bonner  
Sidelines: Tori Holt

### Radio (English)

Lobo Radio Network  
(770 KKOB-AM flagship in Albuquerque)  
Play-by-Play: Robert Portnoy  
Color Analyst: DonTrell Moore  
Sidelines: Scott Stiegler

### Radio (Spanish)

ESPN Deportes  
(1450 KRZY-AM & José 105.9-FM)  
Play-By-Play: Carlos Fourzan  
Color Analyst: Ben Becerra

## FOOTBALL COMMUNICATIONS

Frank Mercogliano, Asst. A.D. for Communications  
Email: fmercog@unm.edu  
Cell Phone: 505-410-4844  
Twitter: @fmmmercogliano

## PROMOTIONS & SPONSORS

Rio Grande Rivalry. American Indian Night & New Mexico Pride Night. The Lobos will recognize media partners Bank of the West and media partners 770AM & KRQE News 13 & 2KASA FOX.



New Mexico (2-2)  
**LOBOS**

### GAME 5

Date.....Saturday, October 3  
Time.....6:08 p.m. MT  
Location..... Albuquerque, N.M.  
Venue..... Branch Field at University Stadium  
Capacity..... 39,224  
Television..... ROOT Sports  
Series Record..... UNM leads 69-31-5  
In ABQ..... UNM leads 41-14-3  
In Las Cruces ... UNM leads 278-17-2  
Current Streak.....New Mexico, 3  
Last Meeting..... 9/20/14, UNM 38-35  
Last Meeting in ABQ.....10/5/13, UNM 66-17



New Mexico State (0-3)  
**AGGIES**

### The Game:

The University of New Mexico Lobos (2-2) will take on the New Mexico State University Aggies (0-3) in the final non-conference game for UNM this season. New Mexico is coming off a solid outing in which all three phases were clicking in a 38-28 win over Wyoming that was not as close as the final score would indicate. New Mexico State is coming off a bye week which followed a pair of heartbreaking losses as they lost to Georgia State 34-32 after missing two extra points and a last second field goal and then lost to UTEP 50-47 in overtime after leading by 14 twice in the fourth quarter.

### The Coaches:

The University of New Mexico Lobos are coached by Bob Davie, who is 13-28 in his fourth season with the Lobos, and he is 48-53 overall in his ninth season. He spent his first five seasons as a head coach manning the Notre Dame Fighting Irish. For the Aggies, they are coached by Doug Martin in his third year with the program. Martin is 4-23 with New Mexico State and 33-76 overall in his 10th year overall as a head coach. He previously coached for seven years at Kent State, going 29-53.

### Series History:

The two teams have met 105 times previously, and New Mexico leads the series 69-31-5, winning the last three. That three-game UNM winning streak comes on the heels of a three-game New Mexico State winning streak. Prior to that, UNM had won 33 of the previous 40 (losing six and having one tie).

New Mexico won the last meeting in University Stadium by a 66-17 count. Last year UNM won in Las Cruces 38-35 when Lamar Jordan came off the bench after injuries to Cole Gautsche and back-up Clayton Mitchem to engineer two fourth quarter scoring drives, the last finishing with a 5-yard touchdown pass to Reece White with 35 seconds left.

### Broadcast Information:

The broadcast will be the second of five Lobo games on ROOT Sports. Marc Stoudt will have the call along with former Cal State Northridge quarterback Sed Bonner. Tori Holt will man the sidelines for the network. ROOT Sports is available on DISH Network 414, DirecTV 683, and Comcast 261. For fans outside of the ROOT Sport Rocky Mountain footprint, the game is streamed on the Mountain West Network.

The game will be broadcast on the Lobo Radio Network with Robert Portnoy and DonTrell Moore calling all the action, with Michael Carlyle serving as engineer. Scott Stiegler will host the post game call-in show. The flagship station is 770 AM KKOB out of Albuquerque. This feed will also be available via the TuneIn Radio App.

Carlos Fourzan and Ben Becerra has the call on ESPN Deportes 1450 KRZY-AM and José 105.9-FM

### Tweetable:

Bob Davie is looking to be the first Lobo coach to open 4-0 against vs NMSU since Joe Lee Dunn (1983-86). #GoLobos

**OFFENSE**

| Pos. | #  | Player              | Ht.  | Wt. | Cl.-Ex.      | Hometown (Last School)                                     | Notes   |
|------|----|---------------------|------|-----|--------------|--|---|
| WR-X | 81 | Marquis Bundy       | 6-4  | 215 | Sr-3L        | Anthem, Ariz. (Boulder Creek)                              | Has one catch for 20 yards  |
|      | 19 | Matt Quarells       | 6-1  | 192 | Fr-RS        | St. Louis, Mo. (Hazelwood Central HS)                      | Has one catch for 17 yards  |
| LT   | 75 | Reno Henderson      | 6-4  | 275 | Jr-1L-RS     | Ocala, Fla. (New Mexico Military Inst./Vanguard HS)        | Scored a touchdown on a FR against Mississippi Valley State, started four games |
|      | 62 | Garrett Adcock      | 6-2  | 291 | Jr-2L-RS     | Dallas, Texas (Dallas Christian HS)                        | Played in two games, one start  |
| LG   | 79 | Bryan Oldenkamp     | 6-4  | 308 | Sr-1L-1SQ-RS | Hesperia, Calif. (Chaffey College/Hesperia HS)             | Started four games  |
|      | 50 | Chris Lewis         | 6-3  | 301 | Jr-JC        | Compton, Calif. (Riverside JC/Compton HS)                  | Played in two games   |
|      | 51 | Eden Mahina         | 6-4  | 308 | Sr-1L        | Ontario, Calif. (Mt. San Jacinto College/Upland HS)        | Started four games, three at center, one at guard                               |
| C    | 51 | Eden Mahina         | 6-4  | 308 | Sr-1L        | Ontario, Calif. (Mt. San Jacinto College/Upland HS)        | Started four games, three at center, one at guard                               |
|      | 66 | Tevita Fonua        | 6-2  | 308 | Jr-JC        | Richmond, Calif. (Laney College/John F. Kennedy HS)        | Played in two games, one start  |
| RG   | 55 | Aaron Jenkins       | 6-1  | 312 | Fr-RS        | Dallas, Texas (Lincoln HS)                                 | Started four games  |
|      | 65 | Jack Ziltz          | 6-2  | 275 | Jr-1L        | Crete, Ill. (College of Dupage/Marian Catholic HS)         | Played in two games   |
| RT   | 76 | Dillon Romine       | 6-6  | 290 | Sr-2L-RS     | Bradenton, Fla. (Braden River HS)                          | Played in four games, one start   |
|      | 62 | Garrett Adcock      | 6-2  | 291 | Jr-2L-RS     | Dallas, Texas (Dallas Christian HS)                        | Played in two games, one start  |
| TE   | 80 | Reece White         | 6-1  | 225 | Sr-3L        | Rio Rancho, N.M. (Cleveland HS)                            | Has three catches for 48 yards  |
|      | 48 | Chris Edling        | 6-3  | 244 | Sr-3L        | Corsicana, Texas (Corsicana HS)                            | Has no catches  |
| WR-H | 2  | Dameon Gamblin      | 5-10 | 174 | Jr-2L        | Mesquite, Texas (Mesquite HS)                              | Has 15 catches for 230 yards and 1 TD, seven rushes for 48 yards                |
|      | 22 | Chris Davis         | 5-6  | 171 | So-1L        | Westlake Village, Calif. (Oaks Christian HS)               | Has three catches for 31 yards  |
| WR-Y | 24 | Carlos Wiggins      | 5-8  | 166 | Sr-3L        | Plano, Texas (Plano West HS)                               | Has six catches for 140 yards and a TD, three rushes for 40 yards               |
|      | 82 | Delane Hart-Johnson | 6-4  | 210 | So-JC        | Philadelphia, Pa. (L.A. Valley College/MLK HS)             | Has five catches for 36 yards   |
| QB   | 13 | Lamar Jordan        | 5-10 | 190 | So-1L-RS     | Frisco, Texas (Centennial HS)                              | 24-40-1 for 373 yards, 2 TDs, has 35 rushes for 247 yards, 2 TD                 |
|      | 10 | Austin Apodoca      | 6-3  | 207 | Jr-JC        | Longmont, Colo. (Mesa CC/Washington State/Silver Creek HS) | 16-37-1 for 183 yards   |
| RB   | 6  | Jhurell Pressley    | 5-10 | 203 | Sr-3L-RS     | Newcastle, Del. (Red Lion Christian Academy)               | 55 rushes for 248 yards, 2 TD   |
|      | 26 | Tyrone Owens        | 5-9  | 185 | Fr-RS        | Manor, Texas / Manor HS                                    | 12 rushes for 86 yards, 3 TD  |
| TB   | 7  | Teriyon Gipson      | 5-8  | 182 | Jr-2VL       | Dallas, Texas (Kimball HS)                                 | 23 rushes for 113 yards, 2 TDs  |
|      | 25 | David Anaya         | 5-9  | 205 | Sr-3L        | Roswell, N.M. (Goddard HS)                                 | Seven rushes for 36 yards, 1 TD   |

**DEFENSE**

| Pos. | #  | Player              | Ht.  | Wt. | Cl.-Ex.  | Hometown (Last School)   | Notes  |
|------|----|---------------------|------|-----|----------|--|--|
| LE   | 95 | Garrett Hughes      | 6-1  | 267 | So-1L    | Corona, Calif. (Centennial HS)                                       | Nine tackles, 2.0 sacks for 11 yards, 3.5 TFLs for 14 yards, 1 PBU                 |
|      | 53 | Cody Baker          | 6-3  | 246 | Fr-HS    | Issaquah, Wash. (Eastside Catholic HS)                               | One tackle   |
| NT   | 92 | William Udeh        | 6-0  | 294 | Jr-2L    | Coppell, Texas (Coppell HS)  | Seven tackles  |
|      | 55 | Taylor Timmons      | 6-0  | 291 | Jr-RS    | Tampa, Fla. (Mew Mexico Military Inst./Tampa Catholic HS)            | Six tackles, 1.0 sacks for 13 yards, 2.5 TFL for 18 yards                          |
| -or- | 59 | Chris Lee           | 6-1  | 260 | Sr-1L    | Oakland, Calif. (Laney College/San Leandro HS)                       | 1 FR for 0 yards, 1 QBH  |
| RE   | 91 | Nik D'Avanzo        | 6-3  | 281 | Jr-2L    | Baltimore, Md. (Archbishop Curley HS)                                | 10 tackles, 0.5 sacks for 4 yards, 2.0 TFLs for 9 yards, 1 FR for 0 yards, 1 QBH   |
|      | 98 | Kene Okonkwo        | 6-3  | 270 | So-1L    | Mesquite, Texas (Horn HS)  | Five tackles, 1.5 TFLs for 1 yard  |
| RUSH | 54 | Donnie White        | 6-1  | 240 | Jr-2L    | St. Louis, Mo. (De Smet HS)  | Nine tackles, 2.0 sacks for 17 yards, 3.5 TFLs for 23 yards, 1 QBH                 |
|      | 58 | Maurice Daniels     | 6-4  | 219 | Jr-JC    | Coalinga, Calif. (West Hills College/Robeson HS)                     | 17 tackles, 2.5 sacks for 21 yards, 4.5 TFLs for 32 yards, 1 PBU, 1 FF, 1 QBH      |
| MLB  | 49 | Dakota Cox          | 6-0  | 231 | Jr-2L    | Draper, Utah (Juan Diego HS)   | 30 tackles, 1.5 sacks for 9 yards, 4.5 TFLs for 14 yards, 1 INT for 8 yards, 1 PBU |
|      | 32 | Michael Arredondo   | 6-1  | 230 | Sr-3L    | Phoenix, Ariz. (Desert Vista HS)                                     | Four tackles   |
| WLB  | 2  | Kimmie Carson       | 6-0  | 213 | So-1L-RS | Tulsa, Okla. (East Central HS)                                       | 31 tackles, 1.5 sacks for 15 yards, 4.5 TFLs for 20 yards                          |
|      | 20 | Ryan Langford       | 6-4  | 235 | Sr-1L    | Davenport, Iowa (Iowa Western CC/Assumption HS)                      | 13 tackles, 1.0 sacks for 7 yards, 4.0 TFLs for 13 yards, 1 PBU                    |
| LCB  | 21 | Donnie Duncan       | 5-11 | 191 | Sr-3L-RS | Cerritos, Calif. (Alexander Hamilton HS)                             | 15 tackles, 1.0 TFLs for 2 yards, 1 PBU  |
|      | 4  | Isaiah "I.B." Brown | 5-11 | 187 | Jr-2L    | San Antonio, Texas (Katy HS)   | Two tackles, 1 PBU   |
| SS   | 12 | Ryan Santos         | 5-10 | 190 | Jr-2L-RS | Klein, Texas (Klein Collins HS)                                      | 11 tackles, 1 PBU  |
|      | 9  | Travis Green        | 6-1  | 209 | Gr-TR    | Omaha, Neb. (Kansas State/Iowa Western CC/Omaha North HS)            | One tackle, one INT for 32 yards, 1 TD   |
| FS   | 14 | Daniel Henry        | 6-1  | 196 | Jr-RS    | San Diego, Calif. (Iowa Western CC/Weber State/La Jolla Country Day) | 11 tackles, 1 PBU  |
|      | 22 | Markel Byrd         | 5-11 | 195 | So-1L-RS | San Diego, Calif. (Horizon Christian Academy)                        | 14 tackles, 0.5 TFLs for 1 yard, 1 INT for 0 yards                                 |
| MACK | 28 | Jake Rothschilder   | 5-7  | 190 | So-RS    | Westlake Village, Calif. (Westlake HS)                               | Three tackles  |
|      | 5  | Lee Crosby          | 5-11 | 201 | Jr-RS    | Baltimore, Md. (Snow College/Baltimore City HS)                      | 18 tackles, 0.5 TFLs for 1 yard, 2 PBUs  |
| RCB  | 3  | Cranston Jones      | 5-8  | 172 | Sr-3L    | Mesquite, Texas (West Mesquite HS)                                   | Eight tackles  |
|      | 27 | Bijon Parker        | 6-0  | 188 | Fr-RS    | Los Angeles, Calif. (Fairfax HS)                                     | One tackle   |

**SPECIAL TEAMS**

| Pos. | #  | Player         | Ht.  | Wt. | Cl.-Ex.      | Hometown (Last School)                                     | Notes  |
|------|----|----------------|------|-----|--------------|--|--|
| FGs  | 95 | Jason Sanders  | 5-11 | 186 | So-1L        | Orange, Calif. (Villa Park HS)                             | 3-4 FG (long of 32), 18-18 on XP   |
|      | 90 | Zack Rogers    | 5-9  | 191 | Sr-1L-2SQ-RS | Rio Rancho, N.M. (Rio Rancho HS)                           | No placements this season  |
| KOs  | 95 | Jason Sanders  | 5-11 | 186 | So-1L        | Orange, Calif. (Villa Park HS)                             | 18 touchbacks on 25 kickoffs, start position of the 24 yard line in 2014     |
|      | 90 | Zack Rogers    | 5-9  | 191 | Sr-1L-2SQ-RS | Rio Rancho, N.M. (Rio Rancho HS)                           | No kickoffs this season  |
| P    | 90 | Zack Rogers    | 5-9  | 191 | Sr-1L-2SQ-RS | Rio Rancho, N.M. (Rio Rancho HS)                           | Has 21 punts for 42.3 yard average, long of 61, 1 TBs, 9 FC, 5 I20, 4 50+    |
|      | 94 | Sam Gentry     | 6-6  | 242 | Jr-2SQ-RS    | Albuquerque, N.M. (Eldorado HS)                            | No punts this season   |
| DS   | 97 | Steven Romero  | 6-1  | 225 | Jr-2L        | Albuquerque, N.M. (La Cueva HS)                            | Starting long snapper for the last three seasons                             |
|      | 30 | Wendell Carter | 5-7  | 180 | Sr-2SQ-RS    | Winslow, Ariz. (Winslow HS)                                | Has not snapped in a game  |
| Hold | 94 | Sam Gentry     | 6-6  | 242 | Jr-2SQ-RS    | Albuquerque, N.M. (Eldorado HS)                            | First year as holder   |
|      | 10 | Austin Apodoca | 6-3  | 207 | Jr-JC        | Longmont, Colo. (Mesa CC/Washington State/Silver Creek HS) | Washington State's holder in 2013  |
| KOR  | 24 | Carlos Wiggins | 5-8  | 166 | Sr-3L        | Plano, Texas (Plano West HS)                               | Has 6 returns for 140 yards, 23.3 yard average, long of 37 (4 career KO TDs) |
|      | 20 | Daryl Chestnut | 5-8  | 188 | So-JC        | Miami, Fl. (Christopher Columbus HS/Coffeyville JC)        | Has 3 returns for 70 yards, 23.3 average, long of 30                         |
|      | 25 | David Anaya    | 5-9  | 205 | Sr-3L        | Roswell, N.M. (Goddard HS)                                 | No returns this season   |
| PR   | 24 | Carlos Wiggins | 5-8  | 166 | Sr-3L        | Plano, Texas (Plano West HS)                               | Has 3 returns for 24 yards, 8.0-yard average, long of 13                     |
|      | 22 | Chris Davis    | 5-6  | 171 | So-1L        | Westlake Village, Calif. (Oaks Christian HS)               | Has 1 returns for 0 yards, 0.0-yard average, long of 0                       |

**NEW MEXICO WEEKLY PRACTICE & MEDIA SCHEDULE (MOUNTAIN TIME)**

**GENERAL INFORMATION**

Name of School ..... University of New Mexico  
 City/Zip ..... Albuquerque, N.M. 87106  
 Founded ..... 1889 by Territorial Legislature  
 Enrollment ..... 28,800  
 Nickname ..... Lobos  
 School Colors ..... Cherry and Silver  
 Stadium ..... Branch Field at University Stadium  
 Capacity ..... 39,224  
 Conference ..... Mountain West  
 Affiliation ..... NCAA I  
 President ..... Dr. Robert Frank  
 Vice President for Athletics ..... Paul Krebs  
 Athletic Dept. Phone ..... 505-925-5501  
 Ticket Office Phone ..... 505-925-LOBO

**COACHING STAFF**

Head Coach ..... Bob Davie  
 Alma Mater, Year ..... Youngstown State, 1977  
 Record at School (years) ..... 13-28, 4th season  
 Career Record (years) ..... 48-53, 9th season  
 Football Office Phone ..... 505-925-5700  
 Best Time of Day to Reach Coach ..... Contact SID  
 Assistant Coaches .....  
 Bob DeBesse ..... Off. Coord./QBs  
 Scott Baumgartner ..... WRs  
 Clay Davie ..... TEs  
 Jason Lenzmeier ..... OL  
 Apollo Wright ..... Special Teams/RBs  
 LaMar Bratton ..... Grad. Asst. (Offense)  
 Mitchell Kleinschrodt ... Grad. Asst. (Offense)  
 Kevin Cosgrove ..... Def. Coord./LBs  
 Charles McMillian ... Def. Passing Game Coord/S  
 Barry Sacks ..... DL  
 Al Simmons ..... CBs  
 Andrew Aho ..... Grad. Asst. (Defense)  
 Ivan Cordova ..... Grad. Asst. (Defense)  
 Dir. of Football Ops ..... Brian DeSpain  
 Asst. Dir. of Ops ..... Evan Barker  
 Video Coordinator ..... Chris Crooks  
 Videographer ..... Paul Kasero  
 Dir. of Recruiting ..... Josh Sternquist  
 Dir. of Player Development ..... Trent Martin  
 Athletic Performance ..... Ben Hilgart  
 Asst. Athletic Performance ..... Kyle Kudrna  
 G.A. Athletic Performance ..... Kasey Carrier

**TEAM INFORMATION**

2014 Overall Record ..... 4-8  
 2014 Mountain West Record/Finish ..... 2-6/5th Mt.

**HISTORY**

First Year of Football ..... 1892  
 Overall All-Time Record ..... 466-571-31  
 Number of Bowls/last ..... 11/2007  
 Bowl Record ..... 3-7-1  
 NFL Draft Picks ..... 64

**COMMUNICATIONS**

Press Box Phone ..... 505-925-5805  
 SID Mailing Address ..... New Mexico Athletics  
 Colleen J. Maloof Administration Building  
 1 University of New Mexico  
 MSC04 2680  
 Albuquerque, NM 87131-0001  
 Overnight Address ..... New Mexico Athletics  
 Colleen J. Maloof Administration Building  
 1414 University Boulevard SE  
 Albuquerque, NM 87106

**SOCIAL MEDIA**

Website ..... www.golobos.com



@NewMexicoFB



/UNMLoboFootball

| <b>MONDAY</b>  | <b>TUESDAY</b>  | <b>WEDNESDAY</b>  | <b>THURSDAY</b>  | <b>FRIDAY</b>                                 | <b>SATURDAY</b>   | <b>SUNDAY</b>          |
|--|---|---|--|---|---|------------------------|
| <b>Practice</b><br>9:15-11:10 a.m.   | <b>Practice</b><br>9:15-11:10 a.m.  | <b>Practice</b><br>9:15-11:10 a.m.  | <b>Practice</b><br>10:15-11:35 p.m.  | <b>Practice</b><br>Team Walk Through (CLOSED) | <b>Game</b><br>6:08 p.m.<br>Wyoming                       | <b>Practice</b><br>OFF |
| <b>Media</b><br>Open first 30 minutes<br>Interviews after practice (Coach & Players) | <b>Media</b><br>Open first 30 minutes<br>Interviews after practice (Players)<br>Press Conference at 12:15 p.m. (Press Box Zia II) | <b>Media</b><br>Open first 30 minutes<br>Final Interviews after practice (No QBs)<br>LoboTalk<br>7-9 p.m. - Chama River | <b>Media</b><br>Open first 30 minutes<br>No Media<br>Availability Except Coach Davie | <b>Media</b><br>No Media<br>Availability      | <b>Media</b><br>Coach Davie and Select Players after game | <b>Media</b><br>None   |

**NEW MEXICO MEDIA POLICIES & PROCEDURES**

**Bob Davie Interview Opportunities**

Coach Davie has several media availability times during the week. He is available after practices on Monday, Wednesday and Thursday. He also meets with the local media on Tuesday at noon as part of UNM's weekly fall sports media luncheon (other fall sport coaches meet with the media at 11:30 a.m. prior to Davie speaking). For weeks that have a Friday game, the entire week is pushed backwards one day.

**New Mexico Media Luncheon**

The New Mexico Media Luncheons are Tuesdays from 11:30 a.m. to 12:30 p.m. Coach Davie is available at noon. Audio and video clips from Davie are available at www.golobos.com. The press conferences are also streamed on GoLobos.com by LoboTV. Please note that the Mountain West no longer will conduct a football coaches teleconference. The luncheon is on the Zia II level of the West Pressbox.

**New Mexico Player Interview Opportunities**

All player interviews must be arranged through the UNM athletics communications office. The main time for interviews is after practice. Wednesday is the last day for player interviews, and Tuesday is the last day for quarterback interviews. For lengthier interviews, please call the communications office to arrange, which we are happy to do, working around class schedules. These will normally take place in the communications suite in the Maloof Center.

Postgame: The UNM locker room is closed. Requested players will be brought to an area to be determined after home games and outside the locker room for road games.

**Wireless in the Press Box**

The press box at University Stadium is fully equipped for wireless connections. Access is free, but those wanting access need their own internal or external wireless cards. Phone lines are available.

**www.collegepressbox.com**

CollegePressBox.com gives the media one-stop access to updated contact information, media guides, game books, photos, quotes, links and more for each of the league's schools and the Mountain West office. Log-in information will be provided by the MW office to accredited media, or you can apply for a password by sending an e-mail to password@collegepressbox.com.

**Ticket Information**

- online at unmtickets.com
- by calling 925-5858 or toll-free at 800-955-HOWL.
- Albertson's stores in Albuquerque, Rio Rancho, Los Lunas and Santa Fe
- Lobo Ticket Office inside the Pit at the NW corner of University & Cesar Chavez boulevards from 8:30-5 Monday-Friday
- UNM Bookstore (Bookstore Ticket Office is closed on Mondays) For more information call the New Mexico Athletics Ticket Office at (505) 925-5626 or 1-800-955-HOWL (4695). Call (505) 925-5500 for group tickets and ask to speak to a customer service representative.

On Game Day, the northeast box office at University Stadium opens four hours prior to kickoff, and the Lobo Ticket Office at the Pit opens three hours before game time. The northwest University Stadium box office opens 90 minutes before kickoff.

**Lobo Talk & The Lobo Coaches Show**

Host Robert Portnoy and coach Bob Davie discuss UNM football at Lobo Talk Wednesdays. The show airs from 7-9 p.m. at Chama River Brewing Co. Fans can call 866-350-4309 to ask coach Davie a question. The Lobo Coaches Show will be on ROOT Sports starting the second week of the season.

**Game Credentials**

Regular UNM media will receive game credentials prior to the start of the season. Media members with season credentials will also serve as a parking pass for the Baseball East or Baseball South lot across from the stadium.

Visiting team media should request single-game credentials through their team's media relations office. Parking passes for the Baseball East and media lots will be needed.

Media members not associated directly with a team can email requests to fmercog@unm.edu. Please have these Wednesday of game week (Tuesday for Friday night home games).

For media members picking up credentials at will call without parking passes, it is located in the Northeast corner of the stadium by Gate 7 or 8. With parking passes credentials will be located at the University Drive entrance to the Baseball & Pit East lots with the parking attendant. This should allow you to get your credential without having to wait in line or deal with parking on the north side of the stadium.

**GAME DAY COACHING LOCATIONS**

**BOOTH**

Bob DeBesse ..... Off. Coord./QBs  
 Scott Baumgartner ..... WRs  
 Clay Davie ..... TEs  
 Barry Sacks ..... DL  
 Al Simmons ..... CBs  
 LaMar Bratton ..... Grad. Asst. (Offense)  
 Ivan Cordova ..... Grad. Asst. (Defense)

**SIDELINES**

Jason Lenzmeier ..... OL  
 Apollo Wright ..... Special Teams/RBs  
 Kevin Cosgrove ..... Def. Coord./LBs  
 Charles McMillian... Passing Game Coord/S  
 Andrew Aho ..... Grad. Asst. (Defense)  
 Mitchell Kleinschrodt Grad. Asst. (Offense)

**LOBO RADIO NETWORK**

Every New Mexico football game is broadcast over the Lobo Radio Network. 770 KKOB-AM in Albuquerque is the flagship. Robert Portnoy is in his third season of play-by-play broadcasting with the University of New Mexico. The Lobo Radio Network:

|                    |         |          |
|--------------------|---------|----------|
| Albuquerque        | KKOB-AM | 770 AM   |
| Aztec              | KLJH-FM | 96.1 FM  |
| Bloomfield         | KLJH-2  | 107.1FM  |
| Carlsbad           | KATK-AM | 740 AM   |
| Farmington         | KLJH-FM | 107.1 FM |
| Farmington         | KLJH-FM | 96.1 FM  |
| Farmington         | KLJH-1  | 107.1 FM |
| Gallup             | KYVA-AM | 1230 AM  |
| Gallup             | KYVA-AM | 94.9 FM  |
| Grants             | KMIN-AM | 980 AM   |
| Hobbs              | KWMW-FM | 105.1 FM |
| Las Vegas          | KBQL-FM | 92.7 FM  |
| Mancos, CO         | KLJH-FM | 107.9 FM |
| Pagosa Springs, CO | KLJH-FM | 98.3 FM  |
| Santa Fe           | KVSF-AM | 1400 AM  |
| Ruidoso            | KWMW-FM | 99.1 FM  |
| Ruidoso            | KRUI-AM | 1490 AM  |
| Socorro            | KYRN-FM | 102.1 FM |
| Window Rock, AZ    | KLJH-FM | 92.3 FM  |

Lobo games will be broadcast in Spanish on ESPN Deportes New Mexico on KRZY-AM 1450 and José 105.9 FM, Albuquerque, thanks to an agreement between UNM Athletics and Entrevision NM. Carlos Fourzan will handle the play-by-play duties with Ben Becerra providing analysis.

**ROSTER BREAKDOWN**

**LETTERMEN RETURNING (46)**

**Offense (22): QB** (1) Lamar Jordan\*, **RB** (4) David Anaya\*\*\*, Teriyon Gipson\*\*, Romell Jordan\*, Jhurell Pressley\*\*\*; **WR** (5) Marquis Bundy\*\*\*, Chris Davis\*, Dameon Gamblin\*\*, Ridge Jones\*\*, Carlos Wiggins\*\*; **TE** (4) Chris Edling\*\*\*, Cole Gautsche (position switch from QB)\*\*\*, Nick Lehman\*, Reece White\*\*\*; **OL** (8) Garrett Adcock\*\*, Andrew Aqua (SQ in 2014)\*, Reno Henderson\*, Jack Lamm (RS in 2014)\*, Bryan Oldencamp\*, Eden Mahina\*, Dillon Romine\*\*, Jack Ziltz (position switch from DL)\*;

**Defense (21): DL** (6) Nik D'Avanzo\*\*, Garrett Hughes\*, Chris Lee\*, Kene Okonkwo\*, Christopher Smalls (SQ in 2014)\*, William Udeh\*\*, **LB** (6) Michael Arredondo\*\*\*, Kimmie Carson\*, Dakota Cox\*\*, Ryan Langford\*, Geoff Smelser\*, Donnie White\*\*; **S** (5) Tayo Adewon\*, Ricky Bennett\*, Kenneth Maxwell\*, John Russo\*\*, Ryan Santos\*\*; **CB** (4) Markel Byrd\*, Isaiah Brown\*\*, Donnie Duncan\*\*\*, Cranston Jones\*\*

**Specialists (3):** Zack Rogers\* (P/K), Steven Romero\*\* (LS), Jason Sanders\* (KO)  
\*denotes letters won

**STARTERS RETURNING (17)**

**Offense (7):** OL Garrett Adcock, QB Cole Gautsche, RB Teriyon Gipson, OL Reno Henderson, OL Eden Mahina, RB Jhurell Pressley, TE Reece White

**Defense (7):** FS Markel Byrd, DE Nik D'Avanzo, LB Kimmie Carson, LB Dakota Cox, CB Cranston Jones, LB Donnie White, DT William Udeh

**Specialists (3):** P/K Zack Rogers, LS Steven Romero, KO Jason Sanders

**STARTERS LOST (8)**

**Offense (4):** OL LaMar Bratton, WR Tyler Duncan, WR Jeric Magnant, OL Jamal Price

**Defense (4):** DE Brett Bowers, CB SaQwan Edwards, SS David Guthrie, SLB Tevin Newman

**Specialists (0):** None

**The Opening List**

The Lobos picked up a 38-28 win over Wyoming, and in the process picked up win number 33 all-time against the Cowboys, which is the third-most wins UNM has had over any one program. The number one team on that list is this week's opponent. UNM has 69 wins all-time against the Aggies as the Lobos and the Aggies have faced off 105 times. The first meeting between the two took place 121 years ago in 1894. Below is the list of the 10 teams UNM has defeated the most, which is the subject of this week's opening list.

| Pl. | Wins | Opponent                  |
|-----|------|---------------------------|
| 1.  | 69   | New Mexico State          |
| 2.  | 43   | UTEP                      |
| 3.  | 33   | Wyoming                   |
| 4.  | 25   | Colorado State            |
| 5.  | 24   | Northern Arizona          |
| 6.  | 20   | Arizona                   |
| 7.  | 17   | Utah                      |
| 8.  | 15   | San Diego State           |
| 9.  | 14   | BYU                       |
|     | 14   | Albuquerque Indian School |

**Great, Great Grandpa, What Was the World Like in 1894?**

The fact that UNM and New Mexico State have played football against each other for most of the last 121 years is pretty cool. It was New Mexico who won that very first meeting in Albuquerque back on January 1, 1894 by a score of 18-6. New Mexico itself didn't become a state until 1912. The population of the state in the 1890s was a robust 162,000.

So while the actual state of New Mexico didn't exist in the first meeting between New Mexico and New Mexico State, here is a list of things that also didn't exist when these two teams first met on January 1, 1894.

|                         |   |
|-------------------------|---|
| Radio                   | (invented in 1895 by William Marconi)                                   |
| X-Ray                   | (discovered in 1895 by Wilhelm Konrad von Roentgen)                     |
| Going to the Movies     | (first public screening with an admission charged was in 1895 in Paris) |
| Cotton Candy            | (invented in 1897 by candy makers William Morrison and John C. Wharton) |
| The Player Piano        | (invented in 1898 by Wurlitzer)   |
| Paper Clip              | (invented in 1899 by Johann Vaaler)                                     |
| Vacuum Cleaner          | (invented in 1899 by John S. Thurman)                                   |
| Thumb Tacks             | (invented in 1900 by Edwin Moore)                                       |
| The Assembly Line       | (invented in 1901 by the Ransome Eli Olds)                              |
| Crayons                 | (invented in 1903 by Edwin Binney and Harold Smith)                     |
| Incandescent Light Bulb | (invented in 1910 by William David Coolidge)                            |
| Chocolate Chips         | (invented in 1930 by Ruth Wakefield)                                    |

In addition the following U.S. Presidents were still alive at that time: Grover Cleveland (22nd and 24th President), Benjamin Harrison (23rd President), William McKinley (25th President). For context, current President Barack Obama is the 44th President of the United States.

**All The Weird Things Happen Against Wyoming**

It seems like some sort of odd statistical anomaly happens whenever the Lobos take on the Wyoming Cowboys, such as 2014 when the Lobos won 36-30 despite running just 39 offensive plays to Wyoming's 94. This year, the Lobos accomplished a pair of neat tricks.

In the game, both Lamar Jordan and Jhurell Pressley went over the 100-yard rushing mark, with Jordan rushing for 147 (a career-high) and Pressley rushing for 103. That marked the first time that UNM recorded two 100-yard rushing games in the same game since November 8, 2014 when Teriyon Gipson rushed for 208 yards and Jhurell Pressley rushed for 154 yards on just seven first half carries against Boise State. It marks the ninth time in the 41-game Bob Davie era that UNM has had two 100-yard rushers in the same game, and it's the eighth time that it has involved a UNM quarterback (Cole Gautsche six times and Lamar Jordan now twice).

Jordan and Pressley actually both hit 100 yards on October 4, 2014 when Jordan had 106 and Pressley 102 against UTSA in a 21-9 road win.

But that wasn't it. Jordan also threw for 107 yards to go along with his 147 rushing yards. That made him the first Lobo quarterback to rush for 100 yards and throw for 100 yards in the same game since Cole Gautsche did it in 2013. The opponent that day? None other than the Wyoming Cowboys.

**FLASH 40 BREAKDOWN**

UNM's game vs. Arizona State marked the 40th game of the Bob Davie tenure. This chart give a quick look back at his first 40 games, and the previous 40 games for the program. As you can see, his rebuilding job was a little tougher than most.

|                 | First 40 | Last 40 | Diff.  |
|-----------------|----------|---------|--------|
| Won/Loss        | 3-37     | 12-28   | +9     |
| Scoring Margin  | -24.2    | -6.4    | +17.8  |
| Total Offense   | 296.1    | 396.6   | +100.5 |
| Scoring Offense | 14.4     | 28.9    | +14.5  |
| Scoring Defense | 38.7     | 35.3    | -3.4   |
| Turnover Margin | -20      | +10     | +30    |
| Penalties       | 264      | 183     | -81    |
| Penalty Yards   | 2,222    | 1,635   | -587   |

**THE TALE OF THE TAPE**

**Starters Average Heights and Weights**

|                 | UNM             | NMSU            |
|-----------------|-----------------|-----------------|
| OL/TE           | 6-3 1/2, 286.3  | 6-2 5/8, 301.6  |
| Skill Pos.      | 5-10 1/2, 192.2 | 5-11 3/8, 187.8 |
| Defensive Line  | 6-1 1/3, 280.7  | 6-2 3/4, 267.8  |
| Linebackers     | 6-0 1/3, 228.0  | 6-1 2/3, 229.3  |
| Defensive Backs | 5-9 4/5, 187.8  | 5-11, 197.3     |

**Class Breakdown of Starters**

|            | UNM |     | NMSU |     |
|------------|-----|-----|------|-----|
|            | Off | Def | Off  | Def |
| Seniors    | 8   | 2   | 4    | 3   |
| Juniors    | 2   | 6   | 6    | 2   |
| Sophomores | 1   | 2   | 1    | 4   |
| Freshmen   | 1   | 1   | 0    | 2   |

**HONORS**

**Garrett Adcock - OL**

Phil Steele: Preseason Third Team All-Mountain West  
College Football Preview: Honorable Mention First Team All-Mountain West  
NFL.com: #5 Smartest Player in College Football

**Dakota Cox - LB**

College Football Preview: Preseason First Team All-Mountain West  
Phil Steele: Preseason Second Team All-Mountain West  
Athlon: Preseason Second Team All-Mountain West

**Nik D'Avanzo - DL**

Phil Steele: Preseason Third Team All-Mountain West  
College Football Preview: Honorable Mention All-Mountain West

**Teriyon Gipson - RB**

College Football Preview: Honorable Mention All-Mountain West

**Reno Henderson - OL**

Phil Steele: Preseason Third Team All-Mountain West  
College Football Preview: Honorable Mention All-Mountain West

**Cranston Jones - CB**

College Football Preview: Honorable Mention All-Mountain West

**Ridge Jones - WR/KR**

Phil Steele: Preseason Second Team All-Mountain West  
Athlon: Preseason Second Team All-Mountain West

**Eden Mahina - OL**

College Football Preview: Honorable Mention All-Mountain West

**Jhurell Pressley - RB**

College Football Preview: Honorable Mention All-Mountain West  
Phil Steele: Preseason Second Team All-Mountain West  
Athlon: Preseason Second Team All-Mountain West  
NFL.com: #7 Most Explosive Player

**Carlos Wiggins - WR/KR**

NFL.com: #11 Best Player 5-8 or Smaller  
Preseason All-MW Returner

**LOBOS IN THE MW/MCAA**

| Category                   | Avg    | MW   | NCAA  |
|----------------------------|--------|------|-------|
| Rushing Offense            | 262.2  | 2    | 15    |
| Passing Offense            | 139.0  | 11   | 120   |
| Total Offense              | 401.2  | 6    | 77    |
| Scoring Offense            | 33.8   | 5    | T-50  |
| Rushing Defense            | 119.8  | 4    | 33    |
| Pass Defense               | 263.0  | 11   | 98    |
| Total Defense              | 382.8  | 6    | T-68  |
| Scoring Defense            | 25.5   | 5    | T-71  |
| Net Punting                | 40.8   | 4    | 21    |
| Punt Returns               | 6.0    | 9    | T-90  |
| Kickoff Returns            | 21.4   | 6    | 69    |
| Turnover Margin            | +1.00  | 2    | T-22  |
| Passing Eff.               | 115.98 | 7    | 103   |
| Pass Eff. Defense          | 148.85 | 10   | 108   |
| Time of Possession         | 30:39  | 6    | 57    |
| 3rd Down Conversions       | 39.7   | 5    | T-70  |
| Opp 3rd Down Conversions   | 42.6   | 9    | 96    |
| Sacks For                  | 12     | T-1  | T-17  |
| Sacks Against              | 3      | T-2  | T-13  |
| Penalty Yards Per Game     | 78.2   | 12   | T-109 |
| Red Zone Offense           | 85.7%  | 6    | T-56  |
| Red Zone Defense           | 81.3%  | 4    | T-61  |
| Total Offense-L. Jordan    | 155.0  | 9    | --    |
| Kickoff Returns-Wiggins    | 23.3   | 7    | T-47  |
| Receiving Yards-Gamblin    | 57.5   | 8    | --    |
| Punting-Rogers             | 42.3   | 7    | 47    |
| Scoring-Sanders            | 6.8    | 9    | --    |
| Scoring (TDs)-Owens        | 4.5    | T-7  | --    |
| Scoring (Kick)-Sanders     | 6.8    | 5    | --    |
| FGs-Sanders                | 0.75   | T-7  | --    |
| PAT%-Sanders               | 1.00   | T-1  | --    |
| Tackles-Carson             | 7.8    | 12   | --    |
| Cox                        | 7.5    | T-13 | --    |
| Sacks-Daniels              | 0.63   | T-7  | --    |
| TFLs-Daniels               | 1.13   | T-5  | --    |
| Cox                        | 1.13   | T-5  | --    |
| Carson                     | 1.13   | T-5  | --    |
| Fumbles Forced-Daniels     | 0.25   | T-8  | --    |
| Fumbles Recovered-D'Avanzo | 0.25   | T-7  | --    |
| Lee                        | 0.25   | T-7  | --    |
| Pressley                   | 0.25   | T-7  | --    |

**You Can't Take This Away**

The win over Wyoming marked UNM's first season opening win in the Mountain West since the 2005 season 10 years ago. UNM is now 4-13 all-time in Mountain West openers, and the only other time UNM won its opener when that happened to be on the road was in 1999, the Lobos' first-ever Mountain West game, when UNM won at San Diego State 24-21.

**UNM's Punt Coverage Team Getting It Done...In More Ways Than One**

Zack Rogers punted five times against the Cowboys and averaged 39.6 yards per punt. He twice pinned Wyoming inside the 20, and for just the fourth time this season, the Lobos had a punt actually returned.

The only real difference between Rogers' average of 42.3 and his net of 40.8 is his lone touch back. It certainly isn't return yards.

The Lobo punt coverage team has been marvelous, led by Pressley, and recent scholarship awardees John Russo and Michael Walsh of Albuquerque. The Lobos have allowed just 11 punt return yards this season, with UNM's opponents returning four punts for just 11 yards.

The 11 yards allowed is the 24th fewest yards allowed in the FBS this season.

**Special Teams Tackles Are Hard to Come By**

With Jason Sanders hitting all seven of kickoffs for touchbacks (including six that landed beyond the back line of the end zone and just one of Zack Rogers' punts returned, UNM still doesn't have a lot of special teams tackles.

Reece White picked up UNM's lone special teams tackle on the day.

**That's Twice Now**

While holding Wyoming to just 42 rushing yards on 30 carries won't land on UNM's top 10 list for fewest rushing yards allowed (all 10 on the list are negative numbers), it certainly is noteworthy.

It marks the second time in four games this season that the Lobos have allowed less than 100 yards rushing in a game this season after allowing just 26 yards to Mississippi Valley State. This comes just a year after UNM ranked 125th out of 128 teams in the FBS in rushing defense.

UNM is allowing just 119.8 yards per game on the ground (remember Arizona State only picked up 132 two weeks ago), and that is good for 33rd in the FBS in rushing yards allowed.

The Lobos to this point after a quarter of the season have shaved off a remarkable 149.25 rushing yards per game from a year ago as UNM is allowing 119.75 yards per game after allowing 269.0 yards a year ago.

Where does that 149.25 yard different rank nationally? Glad you asked, because UNM right now statistically has the most improved rushing defense in the nation. Here are the top 10 most improved defenses.

| Pl. | Team                 | 2014 Rushing | 2015 Rushing | Difference |
|-----|----------------------|--------------|--------------|------------|
| 1.  | New Mexico           | 269.00       | 119.75       | -149.25    |
| 2.  | Kent State           | 214.00       | 81.50        | -132.5     |
| 3.  | Illinois             | 239.15       | 110.75       | -128.4     |
| 4.  | North Carolina State | 168.38       | 49.50        | -118.88    |
| 5.  | Georgia State        | 303.42       | 186.33       | -117.09    |
| 6.  | Nebraska             | 177.85       | 73.50        | -104.35    |
| 7.  | Boise State          | 142.57       | 44.25        | -98.32     |
| 8.  | Rutgers              | 212.31       | 118.00       | -94.31     |
| 9.  | UNLV                 | 293.85       | 200.75       | -93.10     |
| 10. | Iowa                 | 168.31       | 84.00        | -84.31     |

**THE TURNOVER TABLE**

| 2014         | Takeaways | Pts.      | Giveaways | Pts.      |
|--------------|-----------|-----------|-----------|-----------|
| UTEP         | 0         | 0         | 3         | 7         |
| ASU          | 1         | 7         | 3         | 21        |
| at NMSU      | 2         | 0         | 1         | 7         |
| FS           | 2         | 3         | 0         | 0         |
| at UTSA      | 2         | 7         | 0         | 0         |
| SDSU         | 4         | 0         | 1         | 0         |
| at AFA       | 1         | 7         | 2         | 7         |
| at UNLV      | 3         | 10        | 1         | 0         |
| BSU          | 0         | 0         | 0         | 0         |
| at USU       | 1         | 7         | 1         | 0         |
| at CSU       | 2         | 7         | 4         | 20        |
| WYO          | 1         | 7         | 2         | 0         |
| <b>Total</b> | <b>19</b> | <b>55</b> | <b>18</b> | <b>62</b> |

UNM Turnover Margin: +1

UNM TO Scoring Margin: -7 (UNM 9-19, Opp 9-18)

| 2015         | Takeaways | Pts.      | Giveaways | Pts.      |
|--------------|-----------|-----------|-----------|-----------|
| MVSU         | 3         | 17        | 0         | 0         |
| TULSA        | 1         | 0         | 2         | 10        |
| at ASU       | 1         | 3         | 1         | 0         |
| at WYO       | 2         | 3         | 0         | 0         |
| NMSU         |           |           |           |           |
| at UNR       |           |           |           |           |
| HAW          |           |           |           |           |
| at SJSU      |           |           |           |           |
| USU          |           |           |           |           |
| at BSU       |           |           |           |           |
| CSU          |           |           |           |           |
| AFA          |           |           |           |           |
| <b>Total</b> | <b>7</b>  | <b>23</b> | <b>3</b>  | <b>10</b> |

UNM Turnover Margin: +1.00

UNM TO Scoring Margin: +13 (UNM 5-7, Opp 2-3)

**STAT OF THE WEEK**

**6**

That's the number of players that have multiple rushing touchdowns this season. Tyrone Owens has three, and Jhurell Pressley, Lamar Jordan, Richard McQuarley, Daryl Chestnut and Teriyon Gipson each have two. The six equals the number of multi-TD rushers that UNM had last year.

**PRONUNCIATION GUIDE**

**Players**

- 2 **Dameon** Gamblin..... DAY ME in
- 4 **Romell** Jordan.....rah MEL
- 6 **Jhurrell** Pressley..... ju RELL
- 7 **Teriyon** Gipson..... teh REE ON GIP son
- 8 **Cole Gautsche**..... GOW chee
- 9 **Q' Drennan** .....QUE
- 10 **Austin Apodoca** .....ah pa DAH CAH
- 16 **Jacob Girdle** ..... GRR gill
- 17 **Juuan** Lawson ..... ja WAHN
- 23 **Tayo Adewon**.....TAY oh ADD ah WAHN  
(Full name is **Oluwatayo Oluwadolapo** Adewon.....  
.....oh LOU ah TAY oh oh LOY ah DOH la PO)
- 25 **David Anaya**..... ah NYE uh
- 27 **Bijon** Parker ..... bee ZHAHN
- 28 **Diquon** Woodhouse..... DIH QWAN
- 32 **Michael Arredondo** .....ah ra DON doh
- 47 **Austin Ocasio**.....oh cah SEE yo
- 51 **Eden Mahina**.....EE din mah HEE na
- 59 **Toye Adewon**.....TOY YEA ADD ah WAHN
- 86 **David Georges**.....JORE JIS
- 87 **Anu Somoye**.....ah NEW sa MOY yea  
(full name is **Anuoluwapo** ..... ah NEW ah LEW ah PO)
- 91 **Nic D'Avanzo**..... DEE ah VAAN zo
- 94 **Sam Gentry**.....jen TREE
- 98 **Kene Okonkwo**..... Kenny Oh CONK whoa

**Coaches & Staff**

- Bob **DeBesse** ..... dih BESS
- Kevin **Cosgrove** .....CAHZ GROVE
- Scott **Baumgartner** ..... baum GART ner
- Mitchell **Kleinschrodt**.....KLINE schrot
- Jason **Lenzmeier**..... LENS MY er
- Frank **Mercogliano** .....mer cog LEE AH no

**LOBO CAPTAINS**

For the 2015 season, the Lobos will once again have three captains. This year its senior tight end Reece White, junior line-backer Dakota Cox and sophomore quarterback Lamar Jordan. It's the second straight year that UNM has had a sophomore team captain, and UNM is one of nine FBS programs with a permanent sophomore captain (Colorado doesn't count for this as they rotate game captains). Here are the nine schools with a sophomore captain.

**2015 Sophomore Captains (FBS)**

- J.T. Barrett, QB, Ohio State
- Ja'Whaun Bentley, LB, Purdue
- Austin Corbett, OL, Nevada
- Zaire Franklin, LB, Syracuse
- Myles Garrett, DL, Texas A&M
- Lamar Jordan, QB, New Mexico
- Brad Kaaya, QB, Miami (Fla.)
- Matt Linehan, QB, Idaho
- DeAndre Scott, DB, Arizona State
- Colorado (leadership council, 2 sophomores, rotating game captains)

**Lobos Red Zone Defense Is Beefing Up**

The New Mexico Lobos defense is certainly improved from a year ago ... UNM's defense in the red zone has been stellar so far.

New Mexico's defensive red zone scoring percentage is .813, allowing 13 scores on 16 attempts. That number in and of itself is solidly in the middle of the pack in a tie for 62th. However, giving up scores is one thing, but UNM has allowed just seven touchdowns on those 16 trips inside the zone, and that's a .438 mark defensively.

That .438 mark is tied for the 22nd best mark in the NCAA.

**The Three-and-Outs Work Too**

Through four games, the Lobo defense is averaging 3.8 three-and-outs per game after picking up three against Wyoming. Overall through four games, UNM's defense has recorded 15. That's a huge improvement from just a year ago.

Last year the Lobos had 29 three-and-outs for the season, meaning UNM is already halfway to last years' total.

**Make It 14 of 15**

UNM picked off a pair of fourth quarter passes (actually coming on back-to-back defensive plays) to give UNM a takeaway in four of its last 15 games. UNM also used one of those for a field goal, giving UNM five scores on seven takeaways. The only game in the streak in which UNM didn't get a takeaway was against Boise State, a game which saw no turnovers.

The Lobos are +1.00 for the season on takeaways (seven taken, three given) and UNM is tied for 22nd in that category.

**Amazing What Happens in Year Four**

While several players have made their Lobo debuts this season, most haven't been freshmen. So far this season UNM has used just eight freshmen; Aaron Jenkins, Steven Galvan, Tyrone Owens Bijon Parker, Matt Quarells, Patrick Reed, Jake Rothschilder and Diquon Woodhouse. Overall, 14 players have made their Lobo debuts this year with Austin Apodoca, Daryl Chestnut, Lee Crosby, Maurice Daniels, Tevita Fonua, Sam Gentry, Travis Green, Delane Hart-Johnson, Caleb Kimbro, Chris Lewis, Marquez Mackey, Nias Martin, Richard McQuarley and Taylor Timmons. Overall, 22 of UNM's 74 players that have played this season have made their debuts, which is 29.7%. Last year that number was 33 of 78, or 42.9%.

**Oh Hey, Another Big Run for UNM**

Last it was Jhurrell Pressley. This year...it's pretty much anyone. For the third time in four games, the Lobos reeled off a 50+ yard touchdown run, and this one was by quarterback Lamar Jordan, who raced 56 yards for a score against Wyoming. That score was on the second play from scrimmage in the game.

Here is where UNM ranks this season in long runs

|                          |    |        |
|--------------------------|----|--------|
| Runs of 20 yards or more | 12 | T-4th  |
| Runs of 30 yards or more | 5  | T-11th |
| Runs of 40 yards or more | 4  | T-5th  |
| Runs of 50 yards or more | 3  | T-3rd  |
| Runs of 60 yards or more | 2  | T-2nd  |

The Lobos are one of 10 teams that have had at least two 60-yard runs this season (Georgia Southern has three). Last year New Mexico led the NCAA with 14 60-yard runs, and UNM's 12 60-yard runs over the last 16 games is tied with Georgia Southern for the most in the FBS over that time period.

**LAST YEAR VS. NEW MEXICO STATE**

| Score by Quarters | 1 | 2  | 3  | 4  | Total     |
|-------------------|---|----|----|----|-----------|
| New Mexico        | 7 | 14 | 3  | 14 | <b>38</b> |
| New Mexico State  | 0 | 14 | 14 | 7  | <b>35</b> |

| Qtr | Time  | Scoring play  |
|-----|-------|---|
| 1st | 00:52 | NM - PRESSLEY, Jhurrell 47 yd run (ROGERS, Zack kick), 3-52 0:54                  |
| 2nd | 13:14 | NMSU - Rogers, Tyler 18 yd run (Johnson, M kick), 9-67 2:35                       |
|     | 08:13 | NM - McCOWN, Quinton 27 yd run (ROGERS, Zack kick), 10-72 4:56                    |
|     | 04:07 | NMSU - Matthews, Josep 9 yd pass from Rogers, Tyler (Johnson, M kick), 13-75 4:06 |
|     | 01:49 | NM - MAGNANT, Jeric 18 yd pass from ANAYA, David (ROGERS, Zack kick), 6-65 2:12   |
| 3rd | 11:13 | NMSU - Hall, Xavier 3 yd run (Johnson, M kick), 4-12 1:03                         |
|     | 05:57 | NM - ROGERS, Zack 28 yd field goal, 9-70 5:12                                     |
|     | 03:04 | NMSU - Hall, Xavier 17 yd run (Johnson, M kick), 9-75 2:53                        |
| 4th | 08:53 | NM - GONGBAY, Crusoe 17 yd run (ROGERS, Zack kick), 8-54 4:06                     |
|     | 04:41 | NMSU - Bowen, Joshua 10 yd pass from Rogers, Tyler (Johnson, M kick), 14-74 4:07  |
|     | 00:27 | NM - WHITE, Reece 5 yd pass from JORDAN, Lamar (ROGERS, Zack kick), 10-65 4:14    |

|                                  | NM      | NMSU     |
|----------------------------------|---------|----------|
| <b>FIRST DOWNS</b>               | 25      | 28       |
| <b>RUSHES-YARDS (NET)</b>        | 52-432  | 43-187   |
| <b>PASSING YDS (NET)</b>         | 67      | 333      |
| Passes Att-Comp-Int              | 14-8-0  | 47-32-2  |
| <b>TOTAL OFFENSE PLAYS-YARDS</b> | 66-499  | 90-520   |
| Fumble Returns-Yards             | 0-0     | 0-0      |
| Punt Returns-Yards               | 2-19    | 1-3      |
| Kickoff Returns-Yards            | 4-87    | 3-38     |
| Interception Returns-Yards       | 2-21    | 0-0      |
| Punts (Number-Avg)               | 2-42.5  | 3-45.0   |
| Fumbles-Lost                     | 2-1     | 0-0      |
| Penalties-Yards                  | 5-35    | 6-54     |
| Possession Time                  | 32:25   | 27:35    |
| Third-Down Conversions           | 8 of 13 | 13 of 21 |
| Fourth-Down Conversions          | 1 of 1  | 3 of 4   |
| Red-Zone Scores-Chances          | 4-4     | 5-6      |
| Sacks By: Number-Yards           | 0-0     | 0-0      |

**RUSHING:** New Mexico-GONGBAY, Crusoe 16-139; PRESSLEY, Jhurrell 6-78; GAUTSCHE, Cole 6-53; MITCHEM, Clayton 4-50; GIPSON, Teriyon 7-50; JORDAN, Lamar 9-34; McCOWN, Quinton 1-27; ANAYA, David 2-4; WIGGINS, Carlos 1-minus 3. New Mexico State-Hall, Xavier 15-61; Betancourt, B 8-51; Rogers, Tyler 5-44; Rose III, Larry 15-31.

**PASSING:** New Mexico-GAUTSCHE, Cole 2-6-0-13; MITCHEM, Clayton 2-4-0-20; JORDAN, Lamar 3-3-0-16; ANAYA, David 1-1-0-18. New Mexico State-Rogers, Tyler 32-47-2-333.

**RECEIVING:** New Mexico-MAGNANT, Jeric 4-42; GIPSON, Teriyon 2-14; BUNDY, Marquis 1-6; WHITE, Reece 1-5. New Mexico State-Morgan, T 9-122; Matthews, Josep 8-79; Shapiro, Adam 7-62; Bowen, Joshua 6-54; Rose III, Larry 1-13; Compton, R 1-3.

**INTERCEPTIONS:** New Mexico-COX, Dakota 1-16; EDWARDS, SaQwan 1-5. New Mexico State-None.

**FUMBLES:** New Mexico-GAUTSCHE, Cole 1-0; GIPSON, Teriyon 1-1. New Mexico State-None.

New Mexico (1-2) vs. New Mexico State (2-2,1-0)  
Date: Sep 20, 2014 • Site: Las Cruces, N.M. • Stadium: Aggie Memorial  
Attendance: 24651

Kickoff time: 6:04p.m. • End of Game: 9:25 • Total elapsed time: 3:21  
Officials: Referee: David Alvarez; Umpire: Marlow Fitzgema; Linesman: Greg Downum;  
Line Judge: Steve Hostett; Back Judge: Mike Arroniani; Field Judge: Rick Almeroth;  
Side Judge: Rick Ockey;  
Temperature: 82 • Wind: 3 NE • Weather: Partly Cloudy

**UNM VS. NMSU STAT COMPARISON**

|                          |                                 |                     |
|--------------------------|---------------------------------|---------------------|
| <b>UNM (4 gms)</b> ..... | <b>Category</b> .....           | <b>(NMSU 3 gms)</b> |
| 33.8.....                | Points Per Game For .....       | 30.7                |
| 25.5.....                | Points Per Game Against .....   | 48.3                |
| 74.....                  | First Downs .....               | 55                  |
| 193.....                 | Rushing Attempts .....          | 80                  |
| 1049.....                | Rushing Yards .....             | 414                 |
| 5.4.....                 | Average Per Rush.....           | 5.2                 |
| 262.2.....               | Average Per Game.....           | 138.0               |
| 15.....                  | Rushing TDs.....                | 4                   |
| 40-77-2 .....            | Passing (Comp-Att-Int).....     | 60-112-3            |
| 51.9%.....               | Completion Pct.....             | 53.6%               |
| 556.....                 | Passing Yards .....             | 866                 |
| 139.0.....               | Average Per Game.....           | 288.7               |
| 3.....                   | TD Passes.....                  | 7                   |
| 1605.....                | Total Offense .....             | 1280                |
| 5.9.....                 | Avg. Per Play .....             | 6.7                 |
| 401.2.....               | Avg Per Game .....              | 426.7               |
| 4-1 .....                | Fumbles-Lost .....              | 0-0                 |
| +1.00.....               | Turnover margin/game .....      | +1.00               |
| 21-40.8 .....            | Punts-Net Avg.....              | 18-32.9             |
| 23/58 (40%).....         | Third Down Conversion.....      | 11/41 (27%)         |
| 6/8 (75%).....           | Fourth Down Conversion.....     | 2/5 (40%)           |
| 30:39 .....              | Average time of possession..... | 24:19               |
| 12-97 .....              | Sacks-Yards .....               | 2-6                 |

**NATIONAL POLLS**

**ASSOCIATED PRESS POLL  
(9/27/2015)**

| Pl. | Team (First-place votes) | Record | Pts. | LW |
|-----|--------------------------|--------|------|----|
| 1   | Ohio State (45)          | 4-0    | 1482 | 1  |
| 2   | Michigan State (5)       | 4-0    | 1397 | 3  |
| 3   | Mississippi (10)         | 4-0    | 1349 | 5  |
| 4   | Texas Christian          | 4-0    | 1254 | 2  |
| 5   | Baylor                   | 3-0    | 1196 | 4  |
| 6   | Notre Dame               | 4-0    | 1163 | 8  |
| 7   | UCLA                     | 4-0    | 1156 | 11 |
| 8   | Georgia                  | 4-0    | 1147 | 6  |
| 9   | LSU                      | 3-0    | 1075 | 9  |
| 10  | Utah (1)                 | 4-0    | 1034 | 17 |
| 11  | Florida State            | 3-0    | 888  | 7  |
| 12  | Clemson                  | 3-0    | 853  | 10 |
| 13  | Alabama                  | 3-1    | 850  | 12 |
| 14  | Texas A&M                | 4-0    | 776  | 15 |
| 15  | Oklahoma                 | 3-0    | 747  | 14 |
| 16  | Northwestern             | 4-0    | 566  | 19 |
| 17  | Southern California      | 3-1    | 509  | 18 |
| 18  | Stanford                 | 3-1    | 486  | 24 |
| 19  | Wisconsin                | 3-1    | 309  | 21 |
| 20  | Oklahoma State           | 4-0    | 281  | 22 |
| 21  | Mississippi State        | 3-1    | 211  | NR |
| 22  | Michigan                 | 3-1    | 209  | NR |
| 23  | West Virginia            | 3-0    | 179  | NR |
| 24  | California               | 4-0    | 149  | NR |
| 25  | Florida                  | 4-0    | 140  | NR |

**Others receiving votes:** Toledo 68, Oregon 64, Arizona 48, **Boise St. 38**, Iowa 37, Texas Tech 36, Houston 23, Duke 18, Temple 17, Miami 14, Kansas St. 12, Memphis 11, NC State 10, Navy 9, BYU 5, Minnesota 5, Tennessee 4

**AMWAY/USA TODAY POLL  
(9/27/2015)**

| Pl. | Team (First-place votes) | Record | Pts. | LW |
|-----|--------------------------|--------|------|----|
| 1   | Ohio State (61)          | 4-0    | 1593 | 1  |
| 2   | Michigan State (2)       | 4-0    | 1493 | 3  |
| 3   | Texas Christian          | 4-0    | 1401 | 2  |
| 4   | Baylor                   | 3-0    | 1394 | 4  |
| 5   | Mississippi (1)          | 4-0    | 1348 | 5  |
| 6   | Georgia                  | 4-0    | 1256 | 6  |
| 7   | Notre Dame               | 4-0    | 1114 | 8  |
| 8   | LSU                      | 3-0    | 1106 | 9  |
| 9   | Florida State            | 3-0    | 1088 | 7  |
| 10  | UCLA                     | 4-0    | 1076 | 11 |
| 11  | Clemson                  | 3-0    | 971  | 10 |
| 12  | Utah                     | 4-0    | 893  | 17 |
| 13  | Alabama                  | 3-1    | 867  | 12 |
| 14  | Oklahoma                 | 3-0    | 803  | 14 |
| 15  | Texas A&M                | 4-0    | 786  | 15 |
| 16  | Southern California      | 3-1    | 566  | 18 |
| 17  | Northwestern             | 4-0    | 511  | 19 |
| 18  | Wisconsin                | 3-1    | 418  | 21 |
| 19  | Oklahoma State           | 4-0    | 413  | 22 |
| 20  | Stanford                 | 3-1    | 401  | 24 |
| 21  | West Virginia            | 3-0    | 230  | NR |
| 22  | Mississippi State        | 3-1    | 145  | NR |
| 23  | Florida                  | 4-0    | 141  | NR |
| 24  | California               | 4-0    | 89   | NR |
| --- | Oregon                   | 2-2    | 89   | 13 |

**Dropped from rankings:** No. 16 Arizona, No. 20 Georgia Tech, No. 23 Missouri, No. 25 Auburn  
**Others receiving votes:** Michigan 84; Arizona 72; Kansas State 66; Miami (Fla.) 61; North Carolina State 52; **Boise State 47**; Duke 44; Iowa 44; Memphis 42; Texas Tech 22; Temple 18; Toledo 15; Auburn 8; Georgia Tech 6; Missouri 6; Minnesota 6; Houston 5; Kentucky 3; Indiana 2; Tennessee 2; Illinois 1; Brigham Young 1; Navy 1

**And He Was Only Number Five By The Way**

Due to redshirting and things like that, there are many cases of graduates playing football and working on a Master's degree. Almost always, those are players in their senior year, or they are graduate transfers, in the case of UNM's Travis Green, who graduated from Kansas State and is now with UNM.

The harder trick is to graduate with two years of eligibility, but that's exactly what UNM offensive lineman Garrett Adcock has done. Adcock was named by NFL.com as the fifth-smartest football player in the FBS. He earned his degree in biology in three years, and despite his eventual goal of being a surgeon, Adcock was accepted into UNM's law school.

He is one of nine FBS players in 2015 that will be juniors in eligibility but holding a Bachelor's degree. Here is the complete list of those nine.

- Auburn-Alex Kozan, OL, Finance
- Auburn-Shon Coleman, OL, Public Administration
- New Mexico-Garrett Adcock, OL, Biology
- Old Dominion-Tyler Compton, OL, Mathematics
- Old Dominion-Colin McElroy, QB, Economics
- Pittsburgh-Nate Peterman, QB, Communications
- Purdue-J.J. Prince, OL, Economics
- Virginia-Connor Brewer, QB, Communications
- Virginia-Albert Reid, TB, Criminology/Criminal Justice

Adcock is the only one of those nine in law school. To make the story even better (and slightly more unbelievable), Adcock has spent part of his summers with his family in Africa building hospitals and schools.

**The Man of Steel Hits 2,000**

Jhurell Pressley started the season at No. 19 with 1,818 yards, needing just 272 yards to catapult himself into 10th place all-time. He picked up another 103 yards on Saturday, moving him to 12th on the career list. Pressley now has 2,066 yards and he is the 14th back in school history with 2,000 career yards. He has an outside shot of being one of six with 3,000 yards. Here is what is currently ahead of him on the list after just surpassing the great Dave Bookert, Don Perkins and Jimmy Sayers on Saturday:

|     |       |                  |            |
|-----|-------|------------------|------------|
| 8.  | 2,364 | Mike Carter      | 1978-82    |
| 9.  | 2,131 | Lennox Gordon    | 1995-98    |
| 10. | 2,090 | Jarrod Baxter    | 1998-01    |
| 11. | 2,071 | Rocky Long       | 1969-71    |
| 12. | 2,066 | Jhurell Pressley | 2012-pres. |

The Man of Steel is a fitting nickname for Jhurell. When Jhurell's mom was in the hospital getting ready to give birth, she hadn't decided on a name. The old television series Superman came on (the George Reeves version) and the epiphany hit. Jor El is the name of Superman's father, and Kal El is the birth name of Superman. A few hours later, the world welcomed Jhurell Kyle Pressley into the world, and he has been Super on the football field.

**DonTrell is Safe....the Others Not So Much**

Jhurell Pressley rushed for over 100 yards for the seventh time in his career, but more importantly, he darted in for a touchdown, his second of the season. That 19-yard touchdown was the 26th of the season, tying him with the guy he sat across from on the plane ride home Saturday, and that was Kasey Carrier. That touchdown ties Jhurell for sixth at UNM in rushing touchdowns for a career, and the next name on the list is one of four names on the press box facing, and that's Mike Williams. The list of the all-time career rushing touchdown leaders at UNM is Here is the top nine in rushing touchdowns in UNM history.

**CAREER RUSHING TOUCHDOWNS**

|     | TDs | Player           | Years      |
|-----|-----|------------------|------------|
| 1.  | 51  | DonTrell Moore   | 2002-04    |
| 2.  | 34  | Rodney Ferguson  | 2004-08    |
| 3.  | 31  | Stoney Case      | 1991-94    |
| 4.  | 29  | Willie Turrall   | 1982-85    |
| 5.  | 27  | Mike Williams    | 1975-78    |
| 6.  | 26  | Jhurell Pressley | 2012-pres. |
|     | 26  | Kasey Carrier    | 2009-13    |
| 8.  | 23  | Fred Henry       | 1970-72    |
| 9.  | 21  | Rocky Long       | 1969-71    |
| --- | 15  | Teriyon Gipson   | 2013-pres. |

**Still Perfect**

One season after just handling kickoffs, Jason Sanders has gone a perfect 18-for-18 on extra points so far this season. He opened his career by going 9-for-9 against Mississippi Valley State on extra points. The nine extra points were tied for the second-most in a single game in UNM history, behind Eddie Beach, who went 10-for-10 on extra points in the very first game played inside University Stadium, against the University of Mexico in 1960. Sanders' nine extra points did set a record ... it was the most extra points ever made by a sophomore in the Mountain West.

**SPECIAL TEAMS TACKLES (2015)**

| Player           | Total     | KO       | Punt     |
|------------------|-----------|----------|----------|
| John Russo       | 2         | 1        | 1        |
| David Anaya      | 1         | 1        | 0        |
| Donnie Duncan    | 1         | 1        | 0        |
| Maurice Daniels  | 1         | 1        | 0        |
| Daniel Henry     | 1         | 1        | 0        |
| Diquon Woodhouse | 1         | 1        | 0        |
| Michael Walsh    | 1         | 1        | 0        |
| Jason Sanders    | 1         | 1        | 0        |
| Reece White      | 1         | 0        | 1        |
| <b>Totals</b>    | <b>10</b> | <b>8</b> | <b>2</b> |

**FLASH STAT**

**6/6**

The field goals made and attempted by UNM's opponents this season. Of the six made kicks, the longest is just 34 yards, and five have been from between 22 and 24 yards.

**CAREER STARTS**

**OFFENSE**

|                 |     |     |     |     |     |              |
|-----------------|-----|-----|-----|-----|-----|--------------|
| <b>QBs</b>      | '11 | '12 | '13 | '14 | '15 | <b>Total</b> |
| 13 L. Jordan    | -   | -   | -   | 4   | 4   | 8            |
| <b>RBS</b>      | '11 | '12 | '13 | '14 | '15 | <b>Total</b> |
| 7 Gipson        | -   | -   | 3   | 9   | 1   | 13           |
| 6 Pressley      | -   | 3   | 0   | 5   | 4   | 12           |
| 25 Anaya        | -   | 2   | 0   | 3   | 0   | 5            |
| 4 R. Jordan     | -   | -   | -   | 1   | 0   | 1            |
| <b>TEs</b>      | '11 | '12 | '13 | '14 | '15 | <b>Total</b> |
| 80 R. White     | -   | 0   | 3   | 11  | 4   | 18           |
| 8 Gautsche      | -   | %4  | %5  | %6  | 0   | 15           |
| 48 Edling       | -   | -   | 0   | 3   | 0   | 3            |
| 88 Lehman       | -   | -   | -   | 1   | 0   | 1            |
| <b>WRs</b>      | '11 | '12 | '13 | '14 | '15 | <b>Total</b> |
| 81 Bundy        | -   | 1   | 12  | 0   | 3   | 16           |
| 24 Wiggins      | -   | 0   | 6   | 1   | 3   | 10           |
| 2 Gamblin       | -   | -   | 4   | 1   | 3   | 7            |
| 82 Hart-Johnson | -   | -   | -   | 1   | 1   | 2            |
| 5 Reed          | -   | -   | -   | 1   | 1   | 2            |
| 11 R. Jones     | -   | -   | 0   | 1   | 0   | 1            |
| <b>OL</b>       | '11 | '12 | '13 | '14 | '15 | <b>Total</b> |
| 62 Adcock       | -   | 8   | 10  | 1   | 1   | 19           |
| 75 Henderson    | -   | -   | 12  | 4   | 1   | 16           |
| 51 Mahina       | -   | -   | 12  | 4   | 1   | 16           |
| 55 Jenkins      | -   | -   | 0   | 4   | 4   | 8            |
| 79 Oldenkamp    | -   | 0   | 0   | 0   | 4   | 4            |
| 76 Romine       | -   | 0   | 0   | 0   | 2   | 2            |
| 66 Fonua        | -   | -   | -   | 1   | 1   | 2            |

|                 |     |     |     |     |     |              |
|-----------------|-----|-----|-----|-----|-----|--------------|
| <b>DEFENSE</b>  | '11 | '12 | '13 | '14 | '15 | <b>Total</b> |
| <b>DL</b>       | '11 | '12 | '13 | '14 | '15 | <b>Total</b> |
| 91 D'Avanzo     | -   | -   | 1   | 10  | 4   | 15           |
| 92 Udeh         | -   | -   | 0   | 6   | 4   | 10           |
| 95 Hughes       | -   | -   | 1   | 4   | 5   | 10           |
| <b>LBs</b>      | '11 | '12 | '13 | '14 | '15 | <b>Total</b> |
| 49 Cox          | -   | -   | 9   | 9   | 4   | 22           |
| 2 Carson        | -   | -   | 9   | 4   | 13  | 22           |
| 54 D. White     | -   | -   | 0   | 8   | 4   | 12           |
| 20 Langford     | -   | -   | -   | 6   | 0   | 6            |
| <b>DBs</b>      | '11 | '12 | '13 | '14 | '15 | <b>Total</b> |
| 3 C. Jones      | -   | 4   | 12  | 8   | 4   | 28           |
| 22 Byrd         | -   | -   | -   | 8   | 1   | 9            |
| 12 Santos       | -   | -   | 1   | 1   | 4   | 6            |
| 4 Brown         | -   | -   | 0   | 3   | 1   | 4            |
| 14 Henry        | -   | 0   | 0   | 0   | 4   | 4            |
| 21 D. Duncan    | *1  | -   | 0   | 0   | 2   | 3            |
| 5 Crosby        | -   | -   | -   | -   | 2   | 2            |
| 28 Rothschilder | -   | -   | -   | 1   | 1   | 2            |

\*started as wide receiver %started as a quarterback

**LOBOS IN THE PROS**

**Byron Bell Tennessee Titans Offensive Tackle**  
Bell was an undrafted free agent and is his fifth season in the NFL and first with Tennessee after four with the Panthers. He has started 54 games in his NFL career, playing in 60 of 62 games.

**Glover Quin Detroit Lions Safety**  
Quin is in his sixth season in the NFL, and second with Detroit. Glover was a 4th round draft choice, and the 112th overall pick by the Houston Texans in 2009. He has played in 95 out of a possible 96 games in his career with 449 total tackles, 3.0 sacks, four forced fumbles, four fumble recoveries, 15 interceptions and 68 passes defended.

**SaQwan Edwards Oakland Raiders Cornerback**  
Edwards is in his first season with the Raiders after signing a free agent contact with Oakland. He made the original 53-man roster but was released and then immediately signed to the practice squad.

**Dillon Farrell Carolina Panthers Offensive Tackle**  
Farrell is in his second season in the NFL as an undrafted free agent. He spent 2014 with San Francisco, playing in eight games. He was signed to Carolina's practice squad after week two.

Sanders has a shot at the single-best season in school history for extra points, as Justus Adams kicked a school record 49 in 2013. Last year Zack Rogers hit 43 extra points, which tied for the third-most in school history. The career record is 100, set by Colby Cason from 1995-97.

**Welcome Back**

Dakota Cox, who led the Lobos in tackles in each of the past two seasons, is back after tearing his ACL against Boise State on November 8, 2014. He had a stellar game against Wyoming with eight tackles including career-highs with 3.5 TFLs and 1.5 sacks. Of his eight tackles, two were sacks and the other six were on Wyoming back Brian Hill, who rushed for just 49 yards after entering the game as the Mountain West's leading rusher.

Last year Cox finished sixth nationally with 77 assisted tackles, and tied for 37th overall with 116 total tackles. His 12.9 tackles per game was just a shade better than Texas State's David Mayo, who averaged 12.83 per game. His 12.4 tackles in conference games ranked fifth nationally, and his 13.5 in non-conference games is second nationally.

Cox has 245 tackles in his career. He is just 45 away from moving into the top 20 at UNM, as Dallas Bollema, Cox's former teammate, is sitting in 20th with 290 tackles. Below are the top 20 tackles for a career at UNM.

**CAREER TACKLES**

|     | No. | Player                 | Years        |
|-----|-----|------------------------|--------------|
| 1.  | 483 | Johnny Jackson (LB)    | 1981-84      |
| 2.  | 474 | Blake Irwin (LB)       | 1994-97      |
| 3.  | 454 | Carmen Messina (LB)    | 2008-11      |
| 4.  | 442 | Brian Urlacher (LB/FS) | 1996-99      |
| 5.  | 406 | Robin Cole (DE)        | 1973-76      |
| 6.  | 394 | Dave Thompson (LB)     | 1974-76      |
| 7.  | 389 | Jimmie Carter (DE)     | 1980-83      |
| 8.  | 371 | Houston Ross (LB)      | 1969-71      |
| 9.  | 362 | Mike Forrest (LB)      | 1976-79      |
| 10. | 353 | Charlie Baker (DE)     | 1976-79      |
| 11. | 342 | Daniel Johnson (LB)    | 1993-96      |
| 12. | 335 | Ray Hornfeck (S)       | 1981-84      |
| 13. | 328 | Herm Fredenburg (LB)   | 1969-71      |
| 14. | 319 | Randy Rich (S)         | 1972-75      |
| 15. | 317 | Nick Speegle (LB)      | 2001-04      |
| 16. | 316 | Scott McGarrahan (S)   | 1994-97      |
|     | 316 | Billy Austin (S)       | 1994-97      |
| 18. | 302 | John Bell (DT)         | 1987-90      |
| 19. | 301 | Robert Rumbaugh (DT)   | 1974-76      |
| 20. | 290 | Dallas Bollema (LB)    | 2010-13      |
| --  | 245 | Dakota Cox (LB)        | 2012-present |

The eight tackles lowered his career average per game up to 9.80 per game.

**Total Tackles per Game**

| Pl. | Player, Team             | Avg   |
|-----|--------------------------|-------|
| 1   | Tyler Matakovich, Temple | 10.08 |
| 2   | Nick Vigil, Utah State   | 9.81  |
| 3   | Dakota Cox, New Mexico   | 9.80  |
| 4   | Quin Blanding, Virginia  | 9.50  |
| 5   | Jeremy Timpf, Army       | 9.25  |

**The Difference Between Winning & Losing**

Last year, in UNM's four wins, the Lobos averaged +1.00 TOs a game (gaining eight but losing just four). However, in UNM's eight losses, the Lobos had 11 takeaways but 14 giveaways, which is -0.38 turnovers per game. In UNM's two wins they are +5, picking up two fumbles and three interceptions while suffering no turnovers of their own. In UNM's two losses this year, they are -1.

**Going For Number Four**

The University of New Mexico is the only team in the nation that has finished in the top five in rushing in each of the last three seasons while averaging at least 300 yards. UNM is currently 15th nationally averaging 262.3 yards per game.

**Taking Care of Business**

Under Bob Davie the Lobos have gone 10-6 against FBS teams that did not have a winning record. In the previous three seasons New Mexico was 3-12 against such opponents.

**35 Out of 41 > 0 Out of 24**

In the 2010 and 2011 seasons, the Lobos had as many 100-yard rushers as the fan-base did ... zero. However, enter Bob Davie, Bob DeBesse and the pistol triple option and that two-year rushing skein is a long distant memory. The Lobos in the last four seasons over the span of 40 games have had 33 100-yard rushers.

The Lobos had 10 100-yard games in 2012, 11 in 2013 and 11 in 2014. The Lobos this season are three for four, having Daryl Chestnut hit the century mark against Mississippi Valley State and then Lamar Jordan and Jhurrell Pressley did it against Wyoming.

**Wiggins Continues to Return Kicks Like...Well Like He Always Does**

Carlos Wiggins moved up to fifth on the active list for career kickoff returns. Here are the top five active kickoff returners in the FBS.



**RECORDS WATCH**

**CAREER RUSHING YARDS**

|     | Yds.         | Player                  | Years             |
|-----|--------------|-------------------------|-------------------|
| 1.  | 4,973        | DonTrell Moore          | 2002-05           |
| 2.  | 3,862        | Mike Williams           | 1975-78           |
| 3.  | 3,564        | Rodney Ferguson         | 2004-08           |
| 4.  | 3,332        | Winslow Oliver          | 1992-95           |
| 5.  | 3,233        | Kasey Carrier           | 2009-13           |
| 6.  | 2,935        | Fred Henry              | 1970-72           |
| 7.  | 2,520        | Willie Turrall          | 1982-85           |
| 8.  | 2,364        | Mike Carter             | 1978-82           |
| 9.  | 2,131        | Lennox Gordon           | 1995-98           |
| 10. | 2,090        | Jarrod Baxter           | 1998-01           |
| 11. | 2,071        | Rocky Long              | 1969-71           |
| 12. | <b>2,066</b> | <b>Jhurell Pressley</b> | <b>2012-pres.</b> |
| 13. | 2,030        | Jimmy Sayers            | 1977-80           |
| 14. | 2,001        | Don Perkins             | 1957-59           |
| 15. | 1,971        | Dave Bookert            | 1967-69           |
| 16. | 1,937        | Bobby Santiago          | 1960-62           |
| 17. | <b>1,860</b> | <b>Cole Gautsche</b>    | <b>2012-pres.</b> |
| 18. | 1,840        | Rich Diller             | 1971-73           |
| 19. | 1,833        | Holmon Wiggins          | 1998-01           |
| 20. | 1,667        | David Osborn            | 1979-82           |
| 21. | 1,663        | Michael Johnson         | 1980-83           |
| 22. | 1,603        | Crusoe Gongbay          | 2011-14           |
| 23. | 1,531        | Sam Scarber             | 1968-70           |
| 24. | 1,471        | Rudy Krall              | 1946-48           |
| 25. | 1,466        | Nate McCall             | 1970-71           |

**LOBO WALK-ONS**

Here are the Lobo Walk-ons by position that are on the active roster:

|        |   |
|--------|---|
| QB (1) | Derek Martinez, Albuquerque, N.M. (Cibola HS)   |
| RB (2) | Wendell Carter, Winslow, Ariz. (Winslow HS)<br>Javohn Jones, Albuquerque, N.M. (La Cueva HS)  |
| WR (4) | Marcus Lopez, Santa Rosa, N.M. (Santa Rosa HS)<br>Thomas Viera, Albuquerque, N.M. (La Cueva HS)<br>James McNeely, Albuquerque, N.M. (Valley HS)<br>Jacob Willcox, Grants, N.M. (Grants HS)  |
| TE (2) | David Georges, Albuquerque, N.M. (Valley HS)<br>Aaron Overacker, Albuquerque, N.M. (La Cueva HS)  |
| OL (2) | Jack Lamm, Albuquerque, N.M. (Sandia HS)<br>Luis Torres, Rio Rancho, N.M. (Rio Rancho HS)   |
| P (1)  | Sam Gentry, Albuquerque, N.M. (Eldorado HS)   |
| DB (4) | Tayo Adewon, Frisco, Texas (Trinity Valley CC/Liberty HS)<br>Jake Rothschilder, Westlake Village, Calif. (Westlake HS)<br>Kenneth Maxwell, Center Hill, Fla. (Prairie View A&M/South Sumter HS)<br>Derek Salas, Silver City, N.M. (Silver HS) |
| LB (4) | Kenya Donaldson, Collierville, Tenn. (Collierville HS)<br>Geoff Smelser, Las Cruces, N.M. (Oñate HS)<br>Elliot Hersman, Los Alamos, N.M. (Los Alamos HS)<br>Micah McVane, Westlake Valley, Calif. (Westlake HS)                               |
| DL (1) | Christopher Smalls, Barstow, Calif. (Oklahoma Panhandle St./Barstow HS)   |

**Active Kickoff Return Average**

| Pl | Player, Team                         | Avg. |
|----|--------------------------------------|------|
| 1  | Rashaad Penny, San Diego State       | 30.8 |
| 2  | Devon Edwards, Duke                  | 29.4 |
| 3  | Adoree' Jackson, Southern California | 28.4 |
| 4  | J.D. McKissic, Arkansas State        | 28.1 |
| 5  | Carlos Wiggins, New Mexico           | 27.6 |

**I Mean Our Older Fan Base Can Do Without the Cardiac Comebacks, But Still...**

The Lobos were truly cardiac kids last year, as in all four of UNM's wins, they had to come from behind in the second half.

| Opponent | Last Time Trailing             | Final Go-Ahead Score                                    | Time Left   |
|----------|--------------------------------|---|-------------|
| at NMSU  | trailed 35-31 with 4:41 in 4th | Reece White 5 pass from Lamar Jordan (Zack Rogers kick) | 0:27 in 4th |
| at UTSA  | trailed 9-7 with 9:20 in 3rd   | Lamar Jordan 9 run (Zack Rogers kick)                   | 1:57 in 3rd |
| at UNLV  | trailed 28-24 with 8:48 in 4th | Teriyon Gipson 3 run (Zack Rogers kick)                 | 1:22 in 4th |
| Wyoming  | trailed 30-28 with 2:08 in 3rd | Carlos Wiggins 97 kickoff return (Jhurell Pressley run) | 1:53 in 3rd |

**Lobos Take Care of the Ball...Again**

For the season the Lobos have committed just three giveaways, two interceptions and a fumble lost. The three is tied for the 16th-fewest turnovers in the NCAA. Not turning the ball over has been a hallmark of the Bob Davie era, amazing for an option team. All three of Bob Davie's seasons at the helm of the Lobos rank in the top five in fewest giveaways.

**FEWEST TURNOVERS IN A SEASON**

| No.                         | Year        |
|-----------------------------|-------------|
| 12 (5 Fumb., 7 INT)         | 1996        |
| <b>14 (9 Fumb., 5 INT)</b>  | <b>2013</b> |
| <b>14 (10 Fumb., 4 INT)</b> | <b>2012</b> |
| 17 (8 Fumb., 9 INT)         | 1993        |
| <b>18 (12 Fumb., 6 INT)</b> | <b>2014</b> |
| 18 (8 Fumb., 10 INT)        | 1995        |
| 18 (5 Fumb., 13 INT)        | 1999        |

**Future Schedules Feature Some Big Names**

On August 13, The University of New Mexico announced that the Lobos would face off with the Notre Dame Fightin' Irish in South Bend in 2019. That game is the latest to be added to the future schedules, which have at least one big-name opponent in each year for the next few seasons. Here are UNM's future schedules.

**2016**

|          |  |
|----------|--|
| Sept. 3  | Sam Houston State                              |
| Sept. 10 | @New Mexico State                              |
| Sept. 17 | @Rutgers                                       |
| Oct. 22  | Louisiana-Monroe                               |
| MW Home: | Boise State, Nevada, San Jose State, Wyoming   |
| MW Away: | Air Force, Colorado State, Hawai'i, Utah State |

**2017**

|          |                   |
|----------|-------------------|
| Sept. 2  | Abilene Christian |
| Sept. 9  | New Mexico State  |
| Sept. 23 | @Tulsa            |
| Nov. 11  | @Texas A&M        |

**The New Mexico Man**

For the fourth straight year Lobo coach Bob Davie will continue to designate a walk-on player as the "New Mexico Man" each week during the season. The designated player will lead the team onto the field with the New Mexico state flag before home games as well as in Las Cruces at the Rio Grande Rivalry game between the Lobos and New Mexico State. The player runs with the flag across the field to the north end zone, where he waves it for the home crowd.

Coach Davie and his staff will select the weekly player, based on dedication, work ethic, team spirit and unselfishness that exemplifies Lobo football and the state of New Mexico. "Walk-ons are critical to our success here at UNM," Davie said at the implementation of the program. "I have tremendous respect for all of them and want to have a way to recognize their importance and contributions to the program."

David Anaya, a senior running back from Roswell, is this week's New Mexico Man. He is the first four-time New Mexico Man, and he has served as the New Mexico Man in each of the three previous meetings with New Mexico State.

The following is the complete list of New Mexico Men for the program since its inception in 2012.

**2018**

|          |   |
|----------|---|
| Sept. 1  | Incarinate Word                             |
| Sept. 8  | @Wisconsin                                  |
| Sept. 15 | @New Mexico State<br>(one more to schedule) |

**2019**

|          |  |
|----------|--|
| Sept. 7  | @Louisiana-Monroe                          |
| Sept. 14 | @Notre Dame                                |
| Sept. 21 | New Mexico State<br>(one more to schedule) |

**2020**

|          |  |
|----------|--|
| Sept. 19 | @ USC<br>(@New Mexico State, two more to schedule) |
|----------|--|

**STAT OF THE WEEK**

**48**

The total number of points scored by Lobos in their first active season this year (Tyone Owens has three TDs, Daryl Chestnut t and Richard McQuarley two and Travis Green one). The 48 points is 35.6% of UNM's total scoring this season.

100-YARD RUSHING GAMES UNDER DAVIE

By Date

| Pl.        | Total      | Player                  | Opponent                      | Date             |
|------------|------------|-------------------------|-------------------------------|------------------|
| 1.         | 103        | Demarcus Rogers         | Southern                      | 9/1/2012         |
| 2.         | 129        | Kasey Carrier           | at New Mexico State           | 9/22/2012        |
| 3.         | 191        | Kasey Carrier           | Texas State                   | 10/6/2012        |
| 4.         | 161        | Kasey Carrier           | at Hawai'i                    | 10/13/2012       |
| 5.         | 104        | Cole Gautsche           | at Hawai'i                    | 10/13/2012       |
| 6.         | 338        | Kasey Carrier           | at Air Force                  | 10/20/2012       |
| 7.         | 136        | Kasey Carrier           | Fresno State                  | 10/27/2012       |
| 8.         | 149        | Cole Gautsche           | at Wyoming                    | 11/10/2012       |
| 9.         | 109        | Kasey Carrier           | at Wyoming                    | 11/10/2012       |
| 10.        | 145        | Kasey Carrier           | Nevada                        | 11/17/2012       |
| 11.        | 118        | Cole Gautsche           | UTSA                          | 8/31/2013        |
| 12.        | 291        | Kasey Carrier           | at UTEP                       | 9/7/2013         |
| 13.        | 191        | Kasey Carrier           | UNLV                          | 9/28/2013        |
| 14.        | 119        | Carlos Wiggins          | UNLV                          | 9/28/2013        |
| 15.        | 108        | Cole Gautsche           | UNLV                          | 9/28/2013        |
| 16.        | 127        | Cole Gautsche           | New Mexico State              | 10/5/2013        |
| 17.        | 126        | Kasey Carrier           | New Mexico State              | 10/5/2013        |
| 18.        | 113        | Cole Gautsche           | at Wyoming                    | 10/12/2013       |
| 19.        | 104        | Kasey Carrier           | at Wyoming                    | 10/12/2013       |
| 20.        | 179        | Kasey Carrier           | Air Force                     | 11/8/2013        |
| 21.        | 140        | Cole Gautsche           | Air Force                     | 11/8/2013        |
| 22.        | 184        | Cole Gautsche           | UTEP                          | 8/30/2014        |
| 23.        | 139        | Crusoe Gongbay          | at New Mexico State           | 9/20/2014        |
| 24.        | 163        | Crusoe Gongbay          | Fresno State                  | 9/26/2014        |
| 25.        | 106        | Lamar Jordan            | at UTSA                       | 10/4/2014        |
| 26.        | 102        | Jhurell Pressley        | at UTSA                       | 10/4/2014        |
| 27.        | 148        | Jhurell Pressley        | at Air Force                  | 10/18/2014       |
| 28.        | 138        | Jhurell Pressley        | at UNLV                       | 11/1/2014        |
| 29.        | 154        | Jhurell Pressley        | vs. Boise State               | 11/8/2014        |
| 30.        | 205        | Teriyon Gipson          | vs. Boise State               | 11/8/2014        |
| 31.        | 109        | Jhurell Pressley        | at Colorado State             | 11/22/2014       |
| 32.        | 101        | Jhurell Pressley        | Wyoming                       | 11/29/2014       |
| <b>33.</b> | <b>108</b> | <b>Daryl Chestnut</b>   | <b>Mississippi Valley St.</b> | <b>9/5/2015</b>  |
| <b>34.</b> | <b>147</b> | <b>Lamar Jordan</b>     | <b>at Wyoming</b>             | <b>9/26/2015</b> |
| <b>35.</b> | <b>103</b> | <b>Jhurell Pressley</b> | <b>at Wyoming</b>             | <b>9/26/2015</b> |

By Yardage

| Pl.        | Total            | Player                  | Opponent                      | Date             |
|------------|------------------|-------------------------|-------------------------------|------------------|
| 1.         | 338              | Kasey Carrier           | at Air Force                  | 10/20/2012       |
| 2.         | 291              | Kasey Carrier           | at UTEP                       | 9/7/2013         |
| 3.         | 205              | Teriyon Gipson          | vs. Boise State               | 11/8/2014        |
| 4.         | 191              | Kasey Carrier           | UNLV                          | 9/28/2013        |
|            | 191              | Kasey Carrier           | Texas State                   | 10/6/2012        |
| 6.         | 184              | Cole Gautsche           | UTEP                          | 8/30/2014        |
| 7.         | 179              | Kasey Carrier           | Air Force                     | 11/8/2013        |
| 8.         | 163              | Crusoe Gongbay          | Fresno State                  | 9/26/2014        |
| 9.         | 161              | Kasey Carrier           | at Hawai'i                    | 10/13/2012       |
| 10.        | 154              | Jhurell Pressley        | vs. Boise State               | 11/8/2014        |
| 11.        | 149              | Cole Gautsche           | at Wyoming                    | 11/10/2012       |
| 12.        | 148              | Jhurell Pressley        | at Air Force                  | 10/18/2014       |
| <b>13.</b> | <b>147</b>       | <b>Lamar Jordan</b>     | <b>at Wyoming</b>             | <b>9/26/2015</b> |
| 14.        | 145              | Kasey Carrier           | Nevada                        | 11/17/2012       |
| 15.        | 140              | Cole Gautsche           | Air Force                     | 11/8/2013        |
| 16.        | 139              | Crusoe Gongbay          | at New Mexico State           | 9/20/2014        |
| 17.        | 138              | Jhurell Pressley        | at UNLV                       | 11/1/2014        |
| 18.        | 136              | Kasey Carrier           | Fresno State                  | 10/27/2012       |
| 19.        | 129              | Kasey Carrier           | at New Mexico State           | 9/22/2012        |
| 20.        | 127              | Cole Gautsche           | New Mexico State              | 10/5/2013        |
| 21.        | 126              | Kasey Carrier           | New Mexico State              | 10/5/2013        |
| 22.        | 119              | Carlos Wiggins          | UNLV                          | 9/28/2013        |
| 23.        | 118              | Cole Gautsche           | UTSA                          | 8/31/2013        |
| 24.        | 113              | Cole Gautsche           | at Wyoming                    | 10/12/2013       |
| 25.        | 109              | Kasey Carrier           | at Wyoming                    | 11/10/2012       |
| 109        | Jhurell Pressley | at Colorado State       | 11/22/2014                    |                  |
| <b>27.</b> | <b>108</b>       | <b>Daryl Chestnut</b>   | <b>Mississippi Valley St.</b> | <b>9/5/2015</b>  |
| 108        | Cole Gautsche    | UNLV                    | 9/28/2013                     |                  |
| 29.        | 106              | Lamar Jordan            | at UTSA                       | 10/4/2014        |
| 30.        | 104              | Cole Gautsche           | at Hawai'i                    | 10/13/2012       |
| 104        | Kasey Carrier    | at Wyoming              | 10/12/2013                    |                  |
| <b>32.</b> | <b>103</b>       | <b>Jhurell Pressley</b> | <b>at Wyoming</b>             | <b>9/26/2015</b> |
| 103        | Demarcus Rogers  | Southern                | 9/1/2012                      |                  |
| 34.        | 102              | Jhurell Pressley        | at UTSA                       | 10/4/2014        |
| 35.        | 101              | Jhurell Pressley        | Wyoming                       | 11/29/2014       |

2012 New Mexico Men

|               |                            |                                   |
|---------------|----------------------------|-----------------------------------|
| Sept. 1       | Jeric Magnant (Rio Rancho) | Southern                          |
| Sept. 22 & 29 | David Anaya (Roswell)      | at New Mexico State & Boise State |
| Oct. 6        | Reece White (Rio Rancho)   | Texas State                       |
| Oct. 27       | Tim Foley (Rio Rancho)     | Fresno State                      |
| Nov. 10       | Greg Rivara (Albuquerque)  | Wyoming                           |
| Nov. 17       | Matt Raymer (Albuquerque)  | Nevada                            |

2013 New Mexico Men

|          |                              |                  |
|----------|------------------------------|------------------|
| Aug. 31  | Reece White (Rio Rancho)     | UTSA             |
| Sept. 28 | Randy Williams (Albuquerque) | UNLV             |
| Oct. 5   | David Anaya (Roswell)        | New Mexico State |
| Oct. 19  | Steven Romero (Albuquerque)  | Utah State       |
| Nov. 8   | Tim Foley (Rio Rancho)       | Air Force        |
| Nov. 16  | Jack Lamm (Albuquerque)      | Colorado State   |

2014 New Mexico Men

|          |                              |                     |
|----------|------------------------------|---------------------|
| Aug. 30  | Greg Wortman (Los Lunas)     | UTEP                |
| Sept. 6  | Randy Williams (Albuquerque) | Arizona State       |
| Sept. 20 | David Anaya (Roswell)        | at New Mexico State |
| Sept. 26 | Geoff Smelser (Las Cruces)   | Fresno State        |
| Oct. 10  | Zack Rogers (Rio Rancho)     | San Diego State     |
| Nov. 8   | John Russo (Albuquerque)     | Boise State         |
| Nov. 29  | Marcus Lopez (Santa Rosa)    | Wyoming             |

2015 New Mexico Men

|          |                             |                          |
|----------|-----------------------------|--------------------------|
| Sept. 5  | David Georges (Albuquerque) | Mississippi Valley State |
| Sept. 12 | Sam Gentry (Albuquerque)    | Tulsa                    |
| Oct. 3   | David Anaya (Roswell)       | New Mexico State         |
| Oct. 17  |                             | Hawai'i                  |
| Nov. 7   |                             | Utah State               |
| Nov. 21  |                             | Colorado State           |
| Nov. 28  |                             | Air Force                |

Of the 12 different players who have been honored as a weekly New Mexico Man, seven (Jeric Magnant, David Anaya, Reece White, Steven Romero, Zack Rogers, Randy Williams and John Russo) have eventually been awarded scholarships by head coach Bob Davie.

On This Date

The game on October 3 will be 12th for the Lobos on that particular date, going 2-7-2 overall and not winning on this date since 1959 when UNM beat UTEP. Here are all the games played on October 3.




| Date      | Opponent            | Result  | Site                    |
|-----------|---------------------|---------|-------------------------|
| 10/3/2009 | at Texas Tech       | L 28-48 | Lubbock, Texas          |
| 10/3/1998 | at Air Force        | L 14-56 | Colorado Springs, Colo. |
| 10/3/1992 | San Diego State     | L 21-49 | Albuquerque, N.M.       |
| 10/3/1981 | San Diego State     | L 15-17 | Albuquerque, N.M.       |
| 10/3/1975 | at BYU              | L 15-16 | Provo, Utah             |
| 10/3/1970 | at Kansas           | L 23-49 | Lawrence, Kansas        |
| 10/3/1959 | UTEP                | W 17-7  | Albuquerque, N.M.       |
| 10/3/1953 | BYU                 | T 12-12 | Albuquerque, N.M.       |
| 10/3/1936 | at Colorado State   | L 7-9   | Fort Collins, Colo.     |
| 10/3/1925 | at Colorado College | T 0-0   | Colorado Springs, Colo. |
| 10/3/1903 | Albuquerque Minors  | W 8-0   | Albuquerque, N.M.       |

On October 3 in history, O.J. Simpson was found not guilty of murdering Ron Goldman and Nicole Brown Simpson (1995), Germany officially reunified (1990), the Space Shuttle Atlantis made its maiden voyage (1985), Bloomingdale's opened in New York City (1872), President Lincoln declared that Thanksgiving would occur on the last Thursday in November (1863), which superseded George Washington's decree of Thanksgiving being on November 26, which he did on this exact date in 1789.

Famous people born on October 3 include actress, singer and lip-syncher Ashlee Simpson (1984), football player Anquan Boldin (Arizona Cardinals - 1980), actor Seann William Scott (American Pie/The Dukes of Hazzard - 1976), actress Neve Campbell (Scream - 1973), Kevin Richardson (Backstreet Boys - 1971), singer Gwen Stefani (No Doubt - 1969), drummer Tommy Lee (Motley Crue - 1962), comedian Greg Proops (Who's Line Is It Anyway? - 1959), golfer Fred Couples (1959), guitarist Stevie Ray Vaughan (Double Trouble - 1954), Al Sharpton (1954), pitcher Dennis Eckersley (1954), outfielder Dave Winfield (1951), singer Lindsay Buckingham (Fleetwood Mac - 1949), singer Chubby Checker (1941) and author Gore Vidal (1925).

Sadly, on this day the world lost Sergei Belov (Russian basketball player that hit the winning shot to beat the U.S. in the '72 Olympics - 2013), actress Janet Leigh (Psycho - 2004), bassist Benjamin Orr (The Cars - 1990), singer Woodie Guthrie (1967), football coach John Heisman (1936) and English-American captain Myles Standish (1656).

**SEPT. 5 VS. MUSU**

|              |   |
|--------------|---|
| Helmet Shell |  |
| Logo         |   |
| Stripe       |   |
| Jersey Color |  |
| Font         |   |
| Pants        |  |

**SEPT. 12 VS. TULSA**

|              |   |
|--------------|---|
| Helmet Shell |  |
| Logo         |   |
| Stripe       |   |
| Jersey Color |  |
| Font         |   |
| Pants        |  |




**SEPT. 18 AT ARIZONA ST.**

|              |  |
|--------------|--|
| Helmet Shell |  |
| Logo         |  |
| Stripe       |  |
| Jersey Color |  |
| Font         |  |
| Pants        |  |




**SEPT. 26 AT WYOMING**

|              |   |
|--------------|---|
| Helmet Shell |  |
| Logo         |   |
| Stripe       |   |
| Jersey Color |  |
| Font         |   |
| Pants        |  |




**OCT. 3 VS. NEW MEXICO ST.**

|              |   |
|--------------|---|
| Helmet Shell |    |
| Logo         |   |
| Stripe       |   |
| Jersey Color |   |
| Font         |   |
| Pants        |  |




**OCT. 10 AT NEVADA**

|              |   |
|--------------|---|
| Helmet Shell |    |
| Logo         |   |
| Stripe       |   |
| Jersey Color |   |
| Font         |   |
| Pants        |  |




**OCT. 17 VS. HAWAI'I**

|              |  |
|--------------|--|
| Helmet Shell |    |
| Logo         |  |
| Stripe       |  |
| Jersey Color |   |
| Font         |  |
| Pants        |  |



**OCT. 24 AT SAN JOSE ST.**

|              |   |
|--------------|---|
| Helmet Shell |    |
| Logo         |   |
| Stripe       |   |
| Jersey Color |   |
| Font         |   |
| Pants        |  |




**NOV. 7 VS. UTAH STATE**

|              |   |
|--------------|---|
| Helmet Shell |  |
| Logo         |   |
| Stripe       |   |
| Jersey Color |  |
| Font         |   |
| Pants        |  |




**NOV. 14 AT BOISE STATE**

|              |   |
|--------------|---|
| Helmet Shell |  |
| Logo         |   |
| Stripe       |   |
| Jersey Color |  |
| Font         |   |
| Pants        |  |

**NOV. 21 VS. COLORADO ST.**

|              |  |
|--------------|--|
| Helmet Shell |  |
| Logo         |  |
| Stripe       |  |
| Jersey Color |  |
| Font         |  |
| Pants        |  |

**NOV. 28 VS. AIR FORCE**

|              |   |
|--------------|---|
| Helmet Shell |  |
| Logo         |   |
| Stripe       |   |
| Jersey Color |  |
| Font         |   |
| Pants        |  |

**QB - #10 Austin Apodoca**

| 2015                |          |                |            |          |           |          |            |          |          |     |     |
|---------------------|----------|----------------|------------|----------|-----------|----------|------------|----------|----------|-----|-----|
| Date                | Opponent | C-A-I          | Yds        | TD       | LG        | Rush     | Yds        | TD       | LG       | Rec | Yds |
| Sept 5              | MVSU     | 5-12-0         | 69         | 0        | 21        | 0        | 0          | 0        | 0        | 0   | 0   |
| Sept 12             | Tulsa    | 3-7-0          | 25         | 0        | 10        | 2        | -9         | 0        | 0        | 0   | 0   |
| Sept 18             | at ASU   | 8-18-1         | 89         | 0        | 36        | 3        | -2         | 0        | 5        |     |     |
| Sept 26             | at WYO   | 0-0-0          | 0          | 0        | 0         | 0        | 0          | 0        | 0        | 0   | 0   |
| Oct 3               | NMSU     |                |            |          |           |          |            |          |          |     |     |
| Oct 10              | at UNR   |                |            |          |           |          |            |          |          |     |     |
| Oct 17              | HAW      |                |            |          |           |          |            |          |          |     |     |
| Oct 24              | at SJSU  |                |            |          |           |          |            |          |          |     |     |
| Nov 7               | USU      |                |            |          |           |          |            |          |          |     |     |
| Nov 14              | at BSU   |                |            |          |           |          |            |          |          |     |     |
| Nov 21              | CSU      |                |            |          |           |          |            |          |          |     |     |
| Nov 28              | AFA      |                |            |          |           |          |            |          |          |     |     |
| <b>TOTAL/CAREER</b> |          | <b>16-37-1</b> | <b>183</b> | <b>0</b> | <b>36</b> | <b>5</b> | <b>-11</b> | <b>0</b> | <b>5</b> |     |     |

**QB - #13 Lamar Jordan**

| 2014         |          |                 |            |          |           |            |            |          |           |     |     |
|--------------|----------|-----------------|------------|----------|-----------|------------|------------|----------|-----------|-----|-----|
| Date         | Opponent | C-A-I           | Yds        | TD       | LG        | Rush       | Yds        | TD       | LG        | Rec | Yds |
| Aug 30       | UTEP     |                 |            |          |           |            |            |          |           |     |     |
| Sept 6       | ASU      | 7-11-0          | 130        | 1        | 44        | 12         | 32         | 0        | 14        |     |     |
| Sept 20      | at NMSU  | 3-3-0           | 16         | 1        | 10        | 9          | 34         | 0        | 13        |     |     |
| Sept 26      | FS       | 4-7-0           | 97         | 1        | 36        | 8          | 35         | 1        | 26        |     |     |
| Oct 4        | at UTSA  | 7-11-0          | 72         | 0        | 41        | 9          | 106        | 1        | 61        |     |     |
| Oct 10       | SDSU     | 8-18-1          | 97         | 1        | 45        | 6          | 52         | 0        | 27        |     |     |
| Oct 18       | at AFA   | 2-3-0           | 6          | 0        | 12        | 3          | 10         | 0        | 6         |     |     |
| Nov 1        | at UNLV  | 2-7-0           | 5          | 0        | 5         | 15         | 60         | 0        | 16        |     |     |
| Nov 8        | BSU      | 9-16-0          | 122        | 0        | 27        | 12         | 53         | 0        | 15        |     |     |
| Nov 15       | at USU   | 8-18-1          | 154        | 1        | 59        | 23         | 80         | 0        | 11        |     |     |
| Nov 22       | at CSU   | 3-11-2          | 55         | 0        | 41        | 14         | 74         | 1        | 23        |     |     |
| Nov 29       | WYO      | 6-7-1           | 141        | 1        | 75        | 9          | 76         | 0        | 53        |     |     |
| <b>TOTAL</b> |          | <b>59-112-5</b> | <b>895</b> | <b>6</b> | <b>75</b> | <b>120</b> | <b>612</b> | <b>3</b> | <b>61</b> |     |     |

**2015**

| Date          | Opponent | C-A-I           | Yds         | TD       | LG        | Rush       | Yds        | TD       | LG        | Rec | Yds |
|---------------|----------|-----------------|-------------|----------|-----------|------------|------------|----------|-----------|-----|-----|
| Sept 5        | MVSU     | 7-7-0           | 103         | 0        | 26        | 5          | 62         | 1        | 28        |     |     |
| Sept 12       | Tulsa    | 8-14-1          | 141         | 1        | 62        | 9          | 35         | 0        | 15        |     |     |
| Sept 18       | at ASU   | 4-11-0          | 22          | 0        | 13        | 6          | 3          | 0        | 5         |     |     |
| Sept 26       | at WYO   | 5-8-0           | 107         | 1        | 64        | 15         | 147        | 1        | 56        |     |     |
| Oct 3         | NMSU     |                 |             |          |           |            |            |          |           |     |     |
| Oct 10        | at UNR   |                 |             |          |           |            |            |          |           |     |     |
| Oct 17        | HAW      |                 |             |          |           |            |            |          |           |     |     |
| Oct 24        | at SJSU  |                 |             |          |           |            |            |          |           |     |     |
| Nov 7         | USU      |                 |             |          |           |            |            |          |           |     |     |
| Nov 14        | at BSU   |                 |             |          |           |            |            |          |           |     |     |
| Nov 21        | CSU      |                 |             |          |           |            |            |          |           |     |     |
| Nov 28        | AFA      |                 |             |          |           |            |            |          |           |     |     |
| <b>TOTAL</b>  |          | <b>24-40-1</b>  | <b>373</b>  | <b>2</b> | <b>62</b> | <b>35</b>  | <b>247</b> | <b>2</b> | <b>56</b> |     |     |
| <b>CAREER</b> |          | <b>83-152-6</b> | <b>1268</b> | <b>8</b> | <b>75</b> | <b>155</b> | <b>859</b> | <b>5</b> | <b>61</b> |     |     |

**QB - #14 Caleb Kimbro**

| 2015                |          |              |          |          |          |          |          |          |          |     |     |
|---------------------|----------|--------------|----------|----------|----------|----------|----------|----------|----------|-----|-----|
| Date                | Opponent | C-A-I        | Yds      | TD       | LG       | Rush     | Yds      | TD       | LG       | Rec | Yds |
| Sept 5              | MVSU     | 0-0-0        | 0        | 0        | 0        | 0        | 0        | 0        | 0        | 0   | 0   |
| Sept 12             | Tulsa    |              |          |          |          |          |          |          |          |     |     |
| Sept 18             | at ASU   |              |          |          |          |          |          |          |          |     |     |
| Sept 26             | at WYO   |              |          |          |          |          |          |          |          |     |     |
| Oct 3               | NMSU     |              |          |          |          |          |          |          |          |     |     |
| Oct 10              | at UNR   |              |          |          |          |          |          |          |          |     |     |
| Oct 17              | HAW      |              |          |          |          |          |          |          |          |     |     |
| Oct 24              | at SJSU  |              |          |          |          |          |          |          |          |     |     |
| Nov 7               | USU      |              |          |          |          |          |          |          |          |     |     |
| Nov 14              | at BSU   |              |          |          |          |          |          |          |          |     |     |
| Nov 21              | CSU      |              |          |          |          |          |          |          |          |     |     |
| Nov 28              | AFA      |              |          |          |          |          |          |          |          |     |     |
| <b>TOTAL/CAREER</b> |          | <b>0-0-0</b> | <b>0</b> | <b>0</b> | <b>0</b> | <b>0</b> | <b>0</b> | <b>0</b> | <b>0</b> |     |     |

**QB - #17 JaJuan Lawson**

| 2015                |          |              |          |          |          |          |          |          |          |     |     |
|---------------------|----------|--------------|----------|----------|----------|----------|----------|----------|----------|-----|-----|
| Date                | Opponent | C-A-I        | Yds      | TD       | LG       | Rush     | Yds      | TD       | LG       | Rec | Yds |
| Sept 5              | MVSU     |              |          |          |          |          |          |          |          |     |     |
| Sept 12             | Tulsa    |              |          |          |          |          |          |          |          |     |     |
| Sept 18             | at ASU   |              |          |          |          |          |          |          |          |     |     |
| Sept 26             | at WYO   |              |          |          |          |          |          |          |          |     |     |
| Oct 3               | NMSU     |              |          |          |          |          |          |          |          |     |     |
| Oct 10              | at UNR   |              |          |          |          |          |          |          |          |     |     |
| Oct 17              | HAW      |              |          |          |          |          |          |          |          |     |     |
| Oct 24              | at SJSU  |              |          |          |          |          |          |          |          |     |     |
| Nov 7               | USU      |              |          |          |          |          |          |          |          |     |     |
| Nov 14              | at BSU   |              |          |          |          |          |          |          |          |     |     |
| Nov 21              | CSU      |              |          |          |          |          |          |          |          |     |     |
| Nov 28              | AFA      |              |          |          |          |          |          |          |          |     |     |
| <b>TOTAL/CAREER</b> |          | <b>0-0-0</b> | <b>0</b> | <b>0</b> | <b>0</b> | <b>0</b> | <b>0</b> | <b>0</b> | <b>0</b> |     |     |

**RB - #3 Richard McQuarley**

| 2015                |          |           |            |          |           |          |          |          |          |  |  |
|---------------------|----------|-----------|------------|----------|-----------|----------|----------|----------|----------|--|--|
| Date                | Opponent | Rush      | Yds        | TD       | LG        | Rec      | Yds      | TD       | LG       |  |  |
| Sept 5              | MVSU     | 11        | 53         | 0        | 7         | 0        | 0        | 0        | 0        |  |  |
| Sept 12             | Tulsa    | 1         | 2          | 0        | 2         | 0        | 0        | 0        | 0        |  |  |
| Sept 18             | at ASU   | 3         | 3          | 0        | 2         | 0        | 0        | 0        | 0        |  |  |
| Sept 26             | at WYO   | 5         | 55         | 2        | 43        | 0        | 0        | 0        | 0        |  |  |
| Oct 3               | NMSU     |           |            |          |           |          |          |          |          |  |  |
| Oct 10              | at UNR   |           |            |          |           |          |          |          |          |  |  |
| Oct 17              | HAW      |           |            |          |           |          |          |          |          |  |  |
| Oct 24              | at SJSU  |           |            |          |           |          |          |          |          |  |  |
| Nov 7               | USU      |           |            |          |           |          |          |          |          |  |  |
| Nov 14              | at BSU   |           |            |          |           |          |          |          |          |  |  |
| Nov 21              | CSU      |           |            |          |           |          |          |          |          |  |  |
| Nov 28              | AFA      |           |            |          |           |          |          |          |          |  |  |
| <b>TOTAL/CAREER</b> |          | <b>20</b> | <b>113</b> | <b>2</b> | <b>43</b> | <b>0</b> | <b>0</b> | <b>0</b> | <b>0</b> |  |  |

**RB - #4 Romell Jordan**

| 2014         |          |           |            |          |           |          |           |          |           |  |  |
|--------------|----------|-----------|------------|----------|-----------|----------|-----------|----------|-----------|--|--|
| Date         | Opponent | Rush      | Yds        | TD       | LG        | Rec      | Yds       | TD       | LG        |  |  |
| Aug 30       | UTEP     |           |            |          |           |          |           |          |           |  |  |
| Sept 6       | ASU      |           |            |          |           |          |           |          |           |  |  |
| Sept 20      | at NMSU  |           |            |          |           |          |           |          |           |  |  |
| Sept 26      | FS       | 0         | 0          | 0        | 0         | 0        | 0         | 0        | 0         |  |  |
| Oct 4        | at UTSA  | 0         | 0          | 0        | 0         | 0        | 0         | 0        | 0         |  |  |
| Oct 10       | SDSU     | 0         | 0          | 0        | 0         | 0        | 0         | 0        | 0         |  |  |
| Oct 18       | at AFA   | 6         | 45         | 0        | 29        | 0        | 0         | 0        | 0         |  |  |
| Nov 1        | at UNLV  | 8         | 19         | 0        | 6         | 0        | 0         | 0        | 0         |  |  |
| Nov 8        | BSU      | 3         | 14         | 0        | 7         | 0        | 0         | 0        | 0         |  |  |
| Nov 15       | at USU   | 9         | 96         | 1        | 72        | 1        | 22        | 0        | 22        |  |  |
| Nov 22       | at CSU   | 6         | 32         | 1        | 11        | 0        | 0         | 0        | 0         |  |  |
| Nov 29       | WYO      | 2         | 17         | 1        | 15        | 0        | 0         | 0        | 0         |  |  |
| <b>TOTAL</b> |          | <b>34</b> | <b>223</b> | <b>3</b> | <b>72</b> | <b>1</b> | <b>22</b> | <b>0</b> | <b>22</b> |  |  |

**2015**

| Date          | Opponent | Rush      | Yds        | TD       | LG        | Rec      | Yds       | TD       | LG        |  |  |
|---------------|----------|-----------|------------|----------|-----------|----------|-----------|----------|-----------|--|--|
| Sept 5        | MVSU     | 6         | 33         | 0        | 18        | 0        | 0         | 0        | 0         |  |  |
| Sept 12       | Tulsa    |           |            |          |           |          |           |          |           |  |  |
| Sept 18       | at ASU   |           |            |          |           |          |           |          |           |  |  |
| Sept 26       | at WYO   |           |            |          |           |          |           |          |           |  |  |
| Oct 3         | NMSU     |           |            |          |           |          |           |          |           |  |  |
| Oct 10        | at UNR   |           |            |          |           |          |           |          |           |  |  |
| Oct 17        | HAW      |           |            |          |           |          |           |          |           |  |  |
| Oct 24        | at SJSU  |           |            |          |           |          |           |          |           |  |  |
| Nov 7         | USU      |           |            |          |           |          |           |          |           |  |  |
| Nov 14        | at BSU   |           |            |          |           |          |           |          |           |  |  |
| Nov 21        | CSU      |           |            |          |           |          |           |          |           |  |  |
| Nov 28        | AFA      |           |            |          |           |          |           |          |           |  |  |
| <b>TOTAL</b>  |          | <b>6</b>  | <b>33</b>  | <b>0</b> | <b>18</b> | <b>0</b> | <b>0</b>  | <b>0</b> | <b>0</b>  |  |  |
| <b>CAREER</b> |          | <b>40</b> | <b>256</b> | <b>3</b> | <b>72</b> | <b>1</b> | <b>22</b> | <b>0</b> | <b>22</b> |  |  |

**RB - #6 Jhurrel Pressley**

| 2012         |          |            |            |          |           |          |           |          |           |  |  |
|--------------|----------|------------|------------|----------|-----------|----------|-----------|----------|-----------|--|--|
| Date         | Opponent | Rush       | Yds        | TD       | LG        | Rec      | Yds       | TD       | LG        |  |  |
| Sept 1       | SOU      | 10         | 75         | 1        | 23        | 1        | 24        | 0        | 24        |  |  |
| Sept 8       | at Texas | 7          | 11         | 0        | 5         | 0        | 0         | 0        | 0         |  |  |
| Sept 15      | at TTU   | 5          | 7          | 0        | 3         | 1        | 4         | 0        | 4         |  |  |
| Sept 22      | at NMSU  | 15         | 71         | 2        | 11        | 0        | 0         | 0        | 0         |  |  |
| Sept 29      | BSU      | 13         | 58         | 1        | 11        | 1        | 3         | 0        | 3         |  |  |
| Oct 6        | TSU      | 20         | 78         | 1        | 14        | 0        | 0         | 0        | 0         |  |  |
| Oct 13       | at HAW   | 7          | 21         | 0        | 6         | 0        | 0         | 0        | 0         |  |  |
| Oct 20       | at AFA   | 4          | 14         | 0        | 9         | 0        | 0         | 0        | 0         |  |  |
| Oct 27       | FS       | 4          | 7          | 0        | 4         | 0        | 0         | 0        | 0         |  |  |
| Nov 3        | at UNLV  | 12         | 56         | 0        | 18        | 0        | 0         | 0        | 0         |  |  |
| Nov 10       | WYO      | 4          | 54         | 0        | 40        | 0        | 0         | 0        | 0         |  |  |
| Nov 17       | NEV      | 2          | 7          | 1        | 5         | 0        | 0         | 0        | 0         |  |  |
| Nov 24       | at CSU   | 1          | 3          | 0        | 3         | 1        | 55        | 1        | 55        |  |  |
| <b>TOTAL</b> |          | <b>104</b> | <b>462</b> | <b>6</b> | <b>40</b> | <b>4</b> | <b>86</b> | <b>1</b> | <b>55</b> |  |  |

**2013**

| Date         | Opponent | Rush      | Yds        | TD       | LG        | Rec      | Yds       | TD       | LG        |  |  |
|--------------|----------|-----------|------------|----------|-----------|----------|-----------|----------|-----------|--|--|
| Aug 31       | UTSA     | 0         | 0          | 0        | 0         | 0        | 0         | 0        | 0         |  |  |
| Sept 7       | at UTEP  | 1         | 3          | 0        | 3         | 2        | 52        | 0        | 40        |  |  |
| Sept 14      | at Pitt  | 5         | 7          | 0        | 7         | 1        | -7        | 0        | 0         |  |  |
| Sept 28      | UNLV     | 0         | 0          | 0        | 0         | 1        | 10        | 0        | 10        |  |  |
| Oct 5        | NMSU     | 5         | 37         | 1        | 29        | 0        | 0         | 0        | 0         |  |  |
| Oct 12       | at Wyo   | 1         | 8          | 1        | 8         | 0        | 0         | 0        | 0         |  |  |
| Oct 19       | USU      | 0         | 0          | 0        | 0         | 2        | 13        | 0        | 9         |  |  |
| Nov 2        | at SDSU  | 0         | 0          | 0        | 0         | 0        | 0         | 0        | 0         |  |  |
| Nov 8        | AFA      | 4         | 87         | 2        | 61        | 0        | 0         | 0        | 0         |  |  |
| Nov 16       | CSU      | 3         | 21         | 1        | 12        | 0        | 0         | 0        | 0         |  |  |
| Nov 23       | at FS    | 4         | 87         | 1        | 80        | 0        | 0         | 0        | 0         |  |  |
| Nov 30       | at BSU   | 6         | 23         | 0        | 11        | 0        | 0         | 0        | 0         |  |  |
| <b>TOTAL</b> |          | <b>26</b> | <b>273</b> | <b>6</b> | <b>80</b> | <b>6</b> | <b>68</b> | <b>0</b> | <b>40</b> |  |  |

**2014**

| Date   | Opponent | Rush | Yds | TD | LG | Rec | Yds | TD | LG |  |  |
|--------|----------|------|-----|----|----|-----|-----|----|----|--|--|
| Aug 30 | UTEP     | 9    | 84  | 0  |    |     |     |    |    |  |  |

**RB - #20 Daryl Chestnut**

**2015**

| Date                | Opponent | Rush     | Yds        | TD       | LG        | Rec      | Yds      | TD       | LG       |
|---------------------|----------|----------|------------|----------|-----------|----------|----------|----------|----------|
| Sept 5              | MVSU     | 6        | 108        | 2        | 64        | 0        | 0        | 0        | 0        |
| Sept 12             | Tulsa    | 2        | -5         | 0        | 1         | 0        | 0        | 0        | 0        |
| Sept 18             | at ASU   | 0        | 0          | 0        | 0         | 1        | 2        | 0        | 2        |
| Sept 26             | at WYO   | 0        | 0          | 0        | 0         | 0        | 0        | 0        | 0        |
| Oct 3               | NMSU     |          |            |          |           |          |          |          |          |
| Oct 10              | at UNR   |          |            |          |           |          |          |          |          |
| Oct 17              | HAW      |          |            |          |           |          |          |          |          |
| Oct 24              | at SJSU  |          |            |          |           |          |          |          |          |
| Nov 7               | USU      |          |            |          |           |          |          |          |          |
| Nov 14              | at BSU   |          |            |          |           |          |          |          |          |
| Nov 21              | CSU      |          |            |          |           |          |          |          |          |
| Nov 28              | AFA      |          |            |          |           |          |          |          |          |
| <b>TOTAL/CAREER</b> |          | <b>8</b> | <b>103</b> | <b>2</b> | <b>64</b> | <b>1</b> | <b>2</b> | <b>0</b> | <b>2</b> |

**RB - #25 David Anaya**

**2012**

| Date         | Opponent | Rush      | Yds       | TD       | LG        | Rec      | Yds      | TD       | LG       |
|--------------|----------|-----------|-----------|----------|-----------|----------|----------|----------|----------|
| Sept 1       | SOU      | 7         | 65        | 0        | 32        | 0        | 0        | 0        | 0        |
| Sept 8       | at Texas | 0         | 0         | 0        | 0         | 0        | 0        | 0        | 0        |
| Sept 15      | at TTU   | 0         | 0         | 0        | 0         | 0        | 0        | 0        | 0        |
| Sept 22      | at NMSU  | 0         | 0         | 0        | 0         | 0        | 0        | 0        | 0        |
| Sept 29      | BSU      | 0         | 0         | 0        | 0         | 1        | 6        | 0        | 6        |
| Oct 6        | TSU      | 0         | 0         | 0        | 0         | 0        | 0        | 0        | 0        |
| Oct 13       | at HAW   | 1         | -1        | 0        | 0         | 0        | 0        | 0        | 0        |
| Oct 20       | at AFA   | 0         | 0         | 0        | 0         | 0        | 0        | 0        | 0        |
| Oct 27       | FS       | 1         | -1        | 0        | 0         | 0        | 0        | 0        | 0        |
| Nov 3        | at UNLV  | 1         | 2         | 0        | 2         | 0        | 0        | 0        | 0        |
| Nov 10       | WYO      | 3         | 6         | 0        | 4         | 0        | 0        | 0        | 0        |
| Nov 17       | NEV      | 0         | 0         | 0        | 0         | 0        | 0        | 0        | 0        |
| Nov 24       | at CSU   | 0         | 0         | 0        | 0         | 0        | 0        | 0        | 0        |
| <b>TOTAL</b> |          | <b>13</b> | <b>71</b> | <b>0</b> | <b>32</b> | <b>1</b> | <b>6</b> | <b>0</b> | <b>6</b> |

**2013**

| Date         | Opponent | Rush      | Yds        | TD       | LG        | Rec      | Yds       | TD       | LG        |
|--------------|----------|-----------|------------|----------|-----------|----------|-----------|----------|-----------|
| Aug 31       | UTSA     | 0         | 0          | 0        | 0         | 0        | 0         | 0        | 0         |
| Sept 7       | at UTEP  | 0         | 0          | 0        | 0         | 0        | 0         | 0        | 0         |
| Sept 14      | at Pitt  | 1         | -2         | 0        | 0         | 0        | 0         | 0        | 0         |
| Sept 28      | UNLV     | 0         | 0          | 0        | 0         | 0        | 0         | 0        | 0         |
| Oct 5        | NMSU     | 2         | 54         | 0        | 51        | 0        | 0         | 0        | 0         |
| Oct 12       | at Wyo   | 0         | 0          | 0        | 0         | 0        | 0         | 0        | 0         |
| Oct 19       | USU      | 0         | 0          | 0        | 0         | 0        | 0         | 0        | 0         |
| Nov 2        | at SDSU  | 0         | 0          | 0        | 0         | 0        | 0         | 0        | 0         |
| Nov 8        | AFA      | 1         | 12         | 0        | 12        | 0        | 0         | 0        | 0         |
| Nov 16       | CSU      | 4         | 35         | 0        | 19        | 2        | 53        | 0        | 36        |
| Nov 23       | at FS    | 1         | -2         | 0        | 0         | 1        | 20        | 0        | 20        |
| Nov 30       | at BSU   | 2         | 6          | 0        | 7         | 0        | 0         | 0        | 0         |
| <b>TOTAL</b> |          | <b>11</b> | <b>103</b> | <b>0</b> | <b>51</b> | <b>3</b> | <b>73</b> | <b>0</b> | <b>36</b> |

**2014**

| Date         | Opponent | Rush      | Yds        | TD       | LG        | Rec      | Yds       | TD       | LG        |
|--------------|----------|-----------|------------|----------|-----------|----------|-----------|----------|-----------|
| Aug 30       | UTEP     | 5         | 20         | 0        | 9         | 0        | 0         | 0        | 0         |
| Sept 6       | ASU      | 5         | 19         | 0        | 11        | 0        | 0         | 0        | 0         |
| Sept 20      | at NMSU  | 2         | 4          | 0        | 4         | 0        | 0         | 0        | 0         |
| Sept 26      | FS       | 3         | 15         | 0        | 11        | 1        | 36        | 1        | 36        |
| Oct 4        | at UTSA  | 2         | 3          | 0        | 2         | 1        | 41        | 0        | 41        |
| Oct 10       | SDSU     | 2         | 26         | 0        | 31        | 1        | 5         | 0        | 5         |
| Oct 18       | at AFA   | 0         | 0          | 0        | 0         | 0        | 0         | 0        | 0         |
| Nov 1        | at UNLV  | 1         | 3          | 0        | 3         | 0        | 0         | 0        | 0         |
| Nov 8        | BSU      | 2         | 4          | 0        | 2         | 1        | 9         | 0        | 9         |
| Nov 15       | at USU   | 4         | 27         | 1        | 15        | 0        | 0         | 0        | 0         |
| Nov 22       | at CSU   | 0         | 0          | 0        | 0         | 0        | 0         | 0        | 0         |
| Nov 29       | WYO      | 0         | 0          | 0        | 0         | 0        | 0         | 0        | 0         |
| <b>TOTAL</b> |          | <b>26</b> | <b>121</b> | <b>1</b> | <b>31</b> | <b>4</b> | <b>91</b> | <b>1</b> | <b>41</b> |

**2015**

| Date          | Opponent | Rush      | Yds        | TD       | LG        | Rec      | Yds        | TD       | LG        |
|---------------|----------|-----------|------------|----------|-----------|----------|------------|----------|-----------|
| Sept 5        | MVSU     | 2         | 12         | 1        | 11        | 0        | 0          | 0        | 0         |
| Sept 12       | Tulsa    | 0         | 0          | 0        | 0         | 0        | 0          | 0        | 0         |
| Sept 18       | at ASU   | 3         | 22         | 0        | 16        | 0        | 0          | 0        | 0         |
| Sept 26       | at WYO   | 2         | 2          | 0        | 2         | 0        | 0          | 0        | 0         |
| Oct 3         | NMSU     |           |            |          |           |          |            |          |           |
| Oct 10        | at UNR   |           |            |          |           |          |            |          |           |
| Oct 17        | HAW      |           |            |          |           |          |            |          |           |
| Oct 24        | at SJSU  |           |            |          |           |          |            |          |           |
| Nov 7         | USU      |           |            |          |           |          |            |          |           |
| Nov 14        | at BSU   |           |            |          |           |          |            |          |           |
| Nov 21        | CSU      |           |            |          |           |          |            |          |           |
| Nov 28        | AFA      |           |            |          |           |          |            |          |           |
| <b>TOTAL</b>  |          | <b>7</b>  | <b>36</b>  | <b>1</b> | <b>16</b> | <b>0</b> | <b>0</b>   | <b>0</b> | <b>0</b>  |
| <b>CAREER</b> |          | <b>57</b> | <b>351</b> | <b>2</b> | <b>51</b> | <b>8</b> | <b>170</b> | <b>1</b> | <b>41</b> |

**RB - #26 Tyrone Owens**

**2015**

| Date                | Opponent | Rush      | Yds       | TD       | LG        | Rec      | Yds      | TD       | LG       |
|---------------------|----------|-----------|-----------|----------|-----------|----------|----------|----------|----------|
| Sept 5              | MVSU     | 3         | 11        | 2        | 8         | 0        | 0        | 0        | 0        |
| Sept 12             | Tulsa    | 4         | 3         | 0        | 1         | 0        | 0        | 0        | 0        |
| Sept 18             | at ASU   | 4         | 72        | 1        | 65        | 0        | 0        | 0        | 0        |
| Sept 26             | at WYO   | 1         | 2         | 0        | 2         | 0        | 0        | 0        | 0        |
| Oct 3               | NMSU     |           |           |          |           |          |          |          |          |
| Oct 10              | at UNR   |           |           |          |           |          |          |          |          |
| Oct 17              | HAW      |           |           |          |           |          |          |          |          |
| Oct 24              | at SJSU  |           |           |          |           |          |          |          |          |
| Nov 7               | USU      |           |           |          |           |          |          |          |          |
| Nov 14              | at BSU   |           |           |          |           |          |          |          |          |
| Nov 21              | CSU      |           |           |          |           |          |          |          |          |
| Nov 28              | AFA      |           |           |          |           |          |          |          |          |
| <b>TOTAL/CAREER</b> |          | <b>12</b> | <b>88</b> | <b>3</b> | <b>65</b> | <b>0</b> | <b>0</b> | <b>0</b> | <b>0</b> |

**RB - #28 Diquon Woodhouse**

**2015**

| Date                | Opponent | Rush     | Yds      | TD       | LG       | Rec      | Yds      | TD       | LG       |
|---------------------|----------|----------|----------|----------|----------|----------|----------|----------|----------|
| Sept 5              | MVSU     | 5        | 5        | 0        | 7        | 0        | 0        | 0        | 0        |
| Sept 12             | Tulsa    | 0        | 0        | 0        | 0        | 0        | 0        | 0        | 0        |
| Sept 18             | at ASU   | 0        | 0        | 0        | 0        | 0        | 0        | 0        | 0        |
| Sept 26             | at WYO   | 0        | 0        | 0        | 0        | 0        | 0        | 0        | 0        |
| Oct 3               | NMSU     |          |          |          |          |          |          |          |          |
| Oct 10              | at UNR   |          |          |          |          |          |          |          |          |
| Oct 17              | HAW      |          |          |          |          |          |          |          |          |
| Oct 24              | at SJSU  |          |          |          |          |          |          |          |          |
| Nov 7               | USU      |          |          |          |          |          |          |          |          |
| Nov 14              | at BSU   |          |          |          |          |          |          |          |          |
| Nov 21              | CSU      |          |          |          |          |          |          |          |          |
| Nov 28              | AFA      |          |          |          |          |          |          |          |          |
| <b>TOTAL/CAREER</b> |          | <b>5</b> | <b>5</b> | <b>0</b> | <b>7</b> | <b>0</b> | <b>0</b> | <b>0</b> | <b>0</b> |

**WR - #2 Dameon Gamblin**

**2013**

| Date         | Opponent | Rush     | Yds       | TD       | LG        | Rec          | Yds       | TD       | LG       |
|--------------|----------|----------|-----------|----------|-----------|--------------|-----------|----------|----------|
| Aug 31       | UTSA     |          |           |          |           | Did Not Play |           |          |          |
| Sept 7       | at UTEP  | 0        | 0         | 0        | 0         | 0            | 0         | 0        | 0        |
| Sept 14      | at Pitt  | 0        | 0         | 0        | 0         | 1            | -3        | 0        | 0        |
| Sept 28      | UNLV     | 1        | 19        | 0        | 19        | 0            | 0         | 0        | 0        |
| Oct 5        | NMSU     | 1        | 11        | 0        | 11        | 0            | 0         | 0        | 0        |
| Oct 12       | at Wyo   | 0        | 0         | 0        | 0         | 0            | 0         | 0        | 0        |
| Oct 19       | USU      | 0        | 0         | 0        | 0         | 0            | 0         | 0        | 0        |
| Nov 2        | at SDSU  | 0        | 0         | 0        | 0         | 0            | 0         | 0        | 0        |
| Nov 8        | AFA      | 0        | 0         | 0        | 0         | 0            | 0         | 0        | 0        |
| Nov 16       | CSU      | 0        | 0         | 0        | 0         | 0            | 0         | 0        | 0        |
| Nov 23       | at FS    | 0        | 0         | 0        | 0         | 0            | 0         | 0        | 0        |
| Nov 30       | at BSU   | 0        | 0         | 0        | 0         | 0            | 0         | 0        | 0        |
| <b>TOTAL</b> |          | <b>2</b> | <b>30</b> | <b>0</b> | <b>19</b> | <b>1</b>     | <b>-3</b> | <b>0</b> | <b>0</b> |

**2014**

| Date         | Opponent | Rush     | Yds      | TD       | LG       | Rec      | Yds       | TD       | LG        |
|--------------|----------|----------|----------|----------|----------|----------|-----------|----------|-----------|
| Aug 30       | UTEP     | 0        | 0        | 0        | 0        | 1        | 2         | 0        | 2         |
| Sept 6       | ASU      | 0        | 0        | 0        | 0        | 1        | 8         | 0        | 8         |
| Sept 20      | at NMSU  | 0        | 0        | 0        | 0        | 0        | 0         | 0        | 0         |
| Sept 26      | FS       | 0        | 0        | 0        | 0        | 0        | 0         | 0        | 0         |
| Oct 4        | at UTSA  | 0        | 0        | 0        | 0        | 0        | 0         | 0        | 0         |
| Oct 10       | SDSU     | 0        | 0        | 0        | 0        | 0        | 0         | 0        | 0         |
| Oct 18       | at AFA   | 0        | 0        | 0        | 0        | 0        | 0         | 0        | 0         |
| Nov 1        | at UNLV  | 0        | 0        | 0        | 0        | 0        | 0         | 0        | 0         |
| Nov 8        | BSU      | 0        | 0        | 0        | 0        | 1        | 25        | 0        | 25        |
| Nov 15       | at USU   | 0        | 0        | 0        | 0        | 0        | 0         | 0        | 0         |
| Nov 22       | at CSU   | 0        | 0        | 0        | 0        | 0        | 0         | 0        | 0         |
| Nov 29       | WYO      | 0        | 0        | 0        | 0        | 0        | 0         | 0        | 0         |
| <b>TOTAL</b> |          | <b>0</b> | <b>0</b> | <b>0</b> | <b>0</b> | <b>3</b> | <b>35</b> | <b>0</b> | <b>25</b> |

**2015**

| Date         | Opponent | Rush     | Yds       | TD       | LG | Rec | Yds | TD | LG |
|--------------|----------|----------|-----------|----------|----|-----|-----|----|----|
| Sept 5       | MVSU     | 2        | 11        | 0        | 8  | 3   | 45  | 0  | 21 |
| Sept 12      | Tulsa    | 4        | 42        | 0        | 16 | 8   | 131 | 1  | 62 |
| Sept 18      | at ASU   | 1        | -5        | 0        | 0  | 4   | 54  | 0  | 36 |
| Sept 26      | at WYO   | 0        | 0         | 0        | 0  | 0   | 0   | 0  | 0  |
| Oct 3        | NMSU     |          |           |          |    |     |     |    |    |
| Oct 10       | at UNR   |          |           |          |    |     |     |    |    |
| Oct 17       | HAW      |          |           |          |    |     |     |    |    |
| Oct 24       | at SJSU  |          |           |          |    |     |     |    |    |
| Nov 7        | USU      |          |           |          |    |     |     |    |    |
| Nov 14       | at BSU   |          |           |          |    |     |     |    |    |
| Nov 21       | CSU      |          |           |          |    |     |     |    |    |
| Nov 28       | AFA      |          |           |          |    |     |     |    |    |
| <b>TOTAL</b> |          | <b>7</b> | <b>48</b> | <b>0</b> |    |     |     |    |    |

WR - #19 Matt Quarells

2015
Date Opponent Rush Yds TD LG Rec Yds TD LG
Sept 5 MVSU 0 0 0 0 1 17 0 17
Sept 12 Tulsa Did Not Play
Sept 18 at ASU Did Not Play
Sept 26 at WYO Did Not Play
Oct 3 NMSU
Oct 10 at UNR
Oct 17 HAW
Oct 24 at SJSU
Nov 7 USU
Nov 14 at BSU
Nov 21 CSU
Nov 28 AFA
TOTAL/CAREER 0 0 0 0 1 17 0 17

WR - #22 Chris Davis

2014
Date Opponent Rush Yds TD LG Rec Yds TD LG
Aug 30 UTEP 0 0 0 0 0 0 0 0
Sept 6 ASU 0 0 0 0 0 0 0 0
Sept 20 at NMSU 0 0 0 0 0 0 0 0
Sept 26 FS 0 0 0 0 0 0 0 0
Oct 4 at UTSA 0 0 0 0 0 0 0 0
Oct 10 SDSU 0 0 0 0 0 0 0 0
Oct 18 at AFA 0 0 0 0 0 0 0 0
Nov 1 at UNLV 0 0 0 0 0 0 0 0
Nov 8 BSU Did Not Play
Nov 15 at USU Did Not Play
Nov 22 at CSU 0 0 0 0 0 0 0 0
Nov 29 WYO 0 0 0 0 0 0 0 0
TOTAL 0 0 0 0 0 0 0 0

2015

Date Opponent Rush Yds TD LG Rec Yds TD LG
Sept 5 MVSU 0 0 0 0 2 19 0 10
Sept 12 Tulsa Did Not Play
Sept 18 at ASU 0 0 0 0 1 12 0 12
Sept 26 at WYO
Oct 3 NMSU
Oct 10 at UNR
Oct 17 HAW
Oct 24 at SJSU
Nov 7 USU
Nov 14 at BSU
Nov 21 CSU
Nov 28 AFA
TOTAL 0 0 0 0 3 31 0 12
CAREER 0 0 0 0 3 31 0 12

WR - #24 Carlos Wiggins

2012
Date Opponent Rush Yds TD LG Rec Yds TD LG
Sept 1 SOU 2 11 1 7 0 0 0 0
Sept 8 at Texas 2 18 0 9 1 3 0 3
Sept 15 at TTU 2 -3 0 4 3 33 0 13
Sept 22 at NMSU 2 20 0 20 1 14 0 14
Sept 29 BSU 1 5 0 5 0 0 0 0
Oct 6 TSU 1 9 0 9 0 0 0 0
Oct 13 at HAW 1 10 0 10 0 0 0 0
Oct 20 at AFA 0 0 0 0 2 9 0 6
Oct 27 FS 0 0 0 0 0 0 0 0
Nov 3 at UNLV 4 34 1 18 0 0 0 0
Nov 10 WYO 2 31 0 25 0 0 0 0
Nov 17 NEV 1 6 0 6 0 0 0 0
Nov 24 at CSU 0 0 0 0 2 24 0 15
TOTAL 18 141 2 25 9 83 0 15

2013

Date Opponent Rush Yds TD LG Rec Yds TD LG
Aug 31 UTSA 1 3 0 3 1 11 0 11
Sept 7 at UTEP 0 0 0 0 0 0 0 0
Sept 14 at Pitt 1 11 0 11 1 4 0 4
Sept 28 UNLV 3 119 2 35 2 57 1 43
Oct 5 NMSU 2 57 0 34 1 33 1 33
Oct 12 at Wyo 0 0 0 0 1 3 0 3
Oct 19 USU 3 -2 0 0 2 30 0 33
Nov 2 at SDSU 2 19 0 15 4 24 0 12
Nov 8 AFA 1 30 0 16 0 0 0 0
Nov 16 CSU 0 0 0 0 0 0 0 0
Nov 23 at FS 0 0 0 0 0 0 0 0
Nov 30 at BSU 0 0 0 0 1 1 0 1
TOTAL 13 237 2 35 13 163 2 43

2014

Date Opponent Rush Yds TD LG Rec Yds TD LG
Aug 30 UTEP 3 45 0 29 1 26 0 26
Sept 6 ASU Did Not Play
Sept 20 at NMSU 0 0 0 0 0 0 0 0
Sept 26 FS 0 0 0 0 0 0 0 0
Oct 4 at UTSA 2 2 0 3 0 0 0 0
Oct 10 SDSU 1 4 0 4 1 45 1 45
Oct 18 at AFA 2 23 0 24 0 10 0 0
Nov 1 at UNLV Did Not Play
Nov 8 BSU Did Not Play
Nov 15 at USU Did Not Play
Nov 22 at CSU 0 0 0 0 0 0 0 0
Nov 29 WYO 0 0 0 0 0 0 0 0
TOTAL 8 74 0 29 2 81 1 45

2015

Date Opponent Rush Yds TD LG Rec Yds TD LG
Sept 5 MVSU 0 7 0 0 2 19 0 13
Sept 12 Tulsa 3 33 0 24 1 39 0 39
Sept 18 at ASU 0 0 0 0 2 18 0 12
Sept 26 at WYO 0 0 0 0 1 64 1 64
Oct 3 NMSU
Oct 10 at UNR
Oct 17 HAW
Oct 24 at SJSU
Nov 7 USU
Nov 14 at BSU
Nov 21 CSU
Nov 28 AFA
TOTAL 3 40 0 24 6 140 1 64
CAREER 42 492 4 35 30 467 4 64

WR - #81 Marquis Bundy

2012
Date Opponent Rush Yds TD LG Rec Yds TD LG
Sept 1 SOU 0 0 0 0 0 0 0 0
Sept 8 at Texas 0 0 0 0 0 0 0 0
Sept 15 at TTU 0 0 0 0 0 0 0 0
Sept 22 at NMSU 0 0 0 0 0 0 0 0
Sept 29 BSU 0 0 0 0 0 0 0 0
Oct 6 TSU 0 0 0 0 0 0 0 0
Oct 13 at HAW 1 6 0 6 0 0 0 0
Oct 20 at AFA 0 0 0 0 0 0 0 0
Oct 27 FS 0 0 0 0 0 0 0 0
Nov 3 at UNLV 0 0 0 0 0 0 0 0
Nov 10 WYO 0 0 0 0 0 0 0 0
Nov 17 NEV 0 0 0 0 0 0 0 0
Nov 24 at CSU 0 0 0 0 0 0 0 0
TOTAL 1 6 0 6 0 0 0 0

2013

Date Opponent Rush Yds TD LG Rec Yds TD LG
Aug 31 UTSA 0 0 0 0 0 3 53 1 37
Sept 7 at UTEP 0 0 0 0 0 0 0 0
Sept 14 at Pitt 0 0 0 0 1 15 0 15
Sept 28 UNLV 0 0 0 0 1 7 0 7
Oct 5 NMSU 0 0 0 0 1 19 0 19
Oct 12 at Wyo 0 0 0 0 4 48 1 23
Oct 19 USU 0 0 0 0 3 34 0 21
Nov 2 at SDSU 0 0 0 0 1 7 0 7
Nov 8 AFA 0 0 0 0 0 0 0 0
Nov 16 CSU 0 0 0 0 2 26 0 18
Nov 23 at FS 0 0 0 0 3 52 0 39
Nov 30 at BSU 0 0 0 0 0 0 0 0
TOTAL 0 0 0 0 19 261 2 39

2014

Date Opponent Rush Yds TD LG Rec Yds TD LG
Aug 30 UTEP 0 0 0 0 1 8 0 8
Sept 6 ASU 0 0 0 0 0 0 0 0
Sept 20 at NMSU 0 0 0 0 1 6 0 6
Sept 26 FS 0 0 0 0 0 0 0 0
Oct 4 at UTSA 0 0 0 0 1 6 0 6
Oct 10 SDSU 0 0 0 0 0 0 0 0
Oct 18 at AFA 0 0 0 0 1 1 0 1
Nov 1 at UNLV 0 0 0 0 0 0 0 0
Nov 8 BSU 0 0 0 0 0 0 0 0
Nov 15 at USU 0 0 0 0 1 3 0 3
Nov 22 at CSU 0 0 0 0 0 0 0 0
Nov 29 WYO 0 0 0 0 0 0 0 0
TOTAL 0 0 0 0 5 24 0 8

2015

Date Opponent Rush Yds TD LG Rec Yds TD LG
Sept 5 MVSU 0 0 0 0 0 0 0 0
Sept 12 Tulsa 0 0 0 0 0 0 0 0
Sept 18 at ASU 0 0 0 0 0 0 0 0
Sept 26 at WYO 0 0 0 0 1 20 0 20
Oct 3 NMSU
Oct 10 at UNR
Oct 17 HAW
Oct 24 at SJSU
Nov 7 USU
Nov 14 at BSU
Nov 21 CSU
Nov 28 AFA
TOTAL 0 0 0 0 1 20 0 20
CAREER 1 6 0 6 24 299 2 39

WR - #82 Delane Hart-Johnson

2015
Date Opponent Rush Yds TD LG Rec Yds TD LG
Sept 5 MVSU 0 0 0 0 2 25 0 16
Sept 12 Tulsa 0 0 0 0 1 -2 0 0
Sept 18 at ASU 0 0 0 0 1 2 0 2
Sept 26 at WYO 0 0 0 0 1 11 0 11
Oct 3 NMSU
Oct 10 at UNR
Oct 17 HAW
Oct 24 at SJSU
Nov 7 USU
Nov 14 at BSU
Nov 21 CSU
Nov 28 AFA
TOTAL/CAREER 0 0 0 0 5 36 0 16

TE - #48 Chris Edling

2012
Date Opponent Rush Yds TD LG Rec Yds TD LG
Sept 1 SOU 0 0 0 0 1 13 0 13
Sept 8 at Texas 0 0 0 0 0 0 0 0
Sept 15 at TTU 0 0 0 0 0 0 0 0
Sept 22 at NMSU 0 0 0 0 0 0 0 0
Sept 29 BSU 0 0 0 0 0 0 0 0
Oct 6 TSU 0 0 0 0 0 0 0 0
Oct 13 at HAW 0 0 0 0 0 0 0 0
Oct 20 at AFA 0 0 0 0 0 0 0 0
Oct 27 FS 0 0 0 0 0 0 0 0
Nov 3 at UNLV 0 0 0 0 0 0 0 0
Nov 10 WYO Did Not Play
Nov 17 NEV Did Not Play
Nov 24 at CSU Did Not Play
TOTAL 0 0 0 0 1 13 0 13

2013

Date Opponent Rush Yds TD LG Rec Yds TD LG
Aug 31 UTSA 0 0 0 0 0 0 0 0
Sept 7 at UTEP 0 0 0 0 0 0 0 0
Sept 14 at Pitt 0 0 0 0 0 0 0 0
Sept 28 UNLV 0 0 0 0 0 0 0 0
Oct 5 NMSU 0 0 0 0 0 0 0 0
Oct 12 at Wyo 0 0 0 0 0 0 0 0
Oct 19 USU 0 0 0 0 0 0 0 0
Nov 2 at SDSU 0 0 0 0 0 0 0 0
Nov 8 AFA 0 0 0 0 0 0 0 0
Nov 16 CSU 0 0 0 0 0 0 0 0
Nov 23 at FS 0 0 0 0 0 0 0 0
Nov 30 at BSU 0 0 0 0 0 0 0 0
TOTAL 0 0 0 0 0 0 0 0

2014

Date Opponent Rush Yds TD LG Rec Yds TD LG
Aug 30 UTEP 0 0 0 0 0 0 0 0
Sept 6 ASU 0 0 0 0 0 0 0 0
Sept 20 at NMSU 0 0 0 0 0 0 0 0
Sept 26 FS 0 0 0 0 0 0 0 0
Oct 4 at UTSA 0 0 0 0 1 6 0 6
Oct 10 SDSU 0 0 0 0 0 0 0 0
Oct 18 at AFA 0 0 0 0 1 1 0 1
Nov 1 at UNLV 0 0 0 0 0 0 0 0
Nov 8 BSU 0 0 0 0 0 0 0 0
Nov 15 at USU 0 0 0 0 1 3 0 3
Nov 22 at CSU 0 0 0 0 0 0 0 0
Nov 29 WYO 0 0 0 0 0 0 0 0
TOTAL 0 0 0 0 1 41 0 41

**2015**

| Date          | Opponent | Rush     | Yds      | TD       | LG       | Rec      | Yds       | TD       | LG        |
|---------------|----------|----------|----------|----------|----------|----------|-----------|----------|-----------|
| Sept 5        | MVSU     | 0        | 0        | 0        | 0        | 0        | 0         | 0        | 0         |
| Sept 12       | Tulsa    | 0        | 0        | 0        | 0        | 0        | 0         | 0        | 0         |
| Sept 18       | at ASU   | 0        | 0        | 0        | 0        | 0        | 0         | 0        | 0         |
| Sept 26       | at WYO   | 0        | 0        | 0        | 0        | 0        | 0         | 0        | 0         |
| Oct 3         | NMSU     |          |          |          |          |          |           |          |           |
| Oct 10        | at UNR   |          |          |          |          |          |           |          |           |
| Oct 17        | HAW      |          |          |          |          |          |           |          |           |
| Oct 24        | at SJSU  |          |          |          |          |          |           |          |           |
| Nov 7         | USU      |          |          |          |          |          |           |          |           |
| Nov 14        | at BSU   |          |          |          |          |          |           |          |           |
| Nov 21        | CSU      |          |          |          |          |          |           |          |           |
| Nov 28        | AFA      |          |          |          |          |          |           |          |           |
| <b>TOTAL</b>  |          | <b>0</b> | <b>0</b> | <b>0</b> | <b>0</b> | <b>0</b> | <b>0</b>  | <b>0</b> | <b>0</b>  |
| <b>CAREER</b> |          | <b>0</b> | <b>0</b> | <b>0</b> | <b>0</b> | <b>2</b> | <b>54</b> | <b>0</b> | <b>41</b> |

**TE - #88 Nick Lehman**

**2014**

| Date         | Opponent | Rush     | Yds      | TD       | LG       | Rec          | Yds      | TD       | LG       |
|--------------|----------|----------|----------|----------|----------|--------------|----------|----------|----------|
| Aug 30       | UTEP     | 0        | 0        | 0        | 0        | 0            | 0        | 0        | 0        |
| Sept 6       | ASU      | 0        | 0        | 0        | 0        | 0            | 0        | 0        | 0        |
| Sept 20      | at NMSU  | 0        | 0        | 0        | 0        | 0            | 0        | 0        | 0        |
| Sept 26      | FS       | 0        | 0        | 0        | 0        | 0            | 0        | 0        | 0        |
| Oct 4        | at UTSA  | 0        | 0        | 0        | 0        | 0            | 0        | 0        | 0        |
| Oct 10       | SDSU     | 0        | 0        | 0        | 0        | 0            | 0        | 0        | 0        |
| Oct 18       | at AFA   | 0        | 0        | 0        | 0        | 0            | 0        | 0        | 0        |
| Nov 1        | at UNLV  |          |          |          |          | Did Not Play |          |          |          |
| Nov 8        | BSU      |          |          |          |          | Did Not Play |          |          |          |
| Nov 15       | at USU   |          |          |          |          | Did Not Play |          |          |          |
| Nov 22       | at CSU   |          |          |          |          | Did Not Play |          |          |          |
| Nov 29       | WYO      |          |          |          |          | Did Not Play |          |          |          |
| <b>TOTAL</b> |          | <b>0</b> | <b>0</b> | <b>0</b> | <b>0</b> | <b>0</b>     | <b>0</b> | <b>0</b> | <b>0</b> |

**2015**

| Date          | Opponent | TKL       | TFL-Yds       | Sack-Yds     | FF       | FR-Yds     | PBU       | INT-yds     | TD       |
|---------------|----------|-----------|---------------|--------------|----------|------------|-----------|-------------|----------|
| Sept 5        | MVSU     | 1         | 0.0-0         | 0.0-0        | 0        | 0-0        | 0         | 0-0         | 0        |
| Sept 12       | Tulsa    | 2         | 0.0-0         | 0.0-0        | 0        | 0-0        | 0         | 0-0         | 0        |
| Sept 18       | at ASU   | 1         | 0.0-0         | 0.0-0        | 0        | 0-0        | 0         | 0-0         | 0        |
| Sept 26       | at WYO   | 4         | 0.0-0         | 0.0-0        | 0        | 0-0        | 0         | 0-0         | 0        |
| Oct 3         | NMSU     |           |               |              |          |            |           |             |          |
| Oct 10        | at UNR   |           |               |              |          |            |           |             |          |
| Oct 17        | HAW      |           |               |              |          |            |           |             |          |
| Oct 24        | at SJSU  |           |               |              |          |            |           |             |          |
| Nov 7         | USU      |           |               |              |          |            |           |             |          |
| Nov 14        | at BSU   |           |               |              |          |            |           |             |          |
| Nov 21        | CSU      |           |               |              |          |            |           |             |          |
| Nov 28        | AFA      |           |               |              |          |            |           |             |          |
| <b>TOTAL</b>  |          | <b>8</b>  | <b>0.0-0</b>  | <b>0.0-0</b> | <b>0</b> | <b>0-0</b> | <b>0</b>  | <b>0-0</b>  | <b>0</b> |
| <b>CAREER</b> |          | <b>74</b> | <b>4.0-11</b> | <b>0.0-0</b> | <b>0</b> | <b>1-0</b> | <b>10</b> | <b>4-61</b> | <b>1</b> |

**TE - #80 Reece White**

**2012**

| Date         | Opponent | Rush     | Yds      | TD       | LG       | Rec          | Yds      | TD       | LG       |
|--------------|----------|----------|----------|----------|----------|--------------|----------|----------|----------|
| Sept 1       | SOU      | 0        | 0        | 0        | 0        | 0            | 0        | 0        | 0        |
| Sept 8       | at Texas | 0        | 0        | 0        | 0        | 0            | 0        | 0        | 0        |
| Sept 15      | at TTU   |          |          |          |          | Did Not Play |          |          |          |
| Sept 22      | at NMSU  | 0        | 0        | 0        | 0        | 0            | 0        | 0        | 0        |
| Sept 29      | BSU      |          |          |          |          | Did Not Play |          |          |          |
| Oct 6        | TSU      | 0        | 0        | 0        | 0        | 0            | 0        | 0        | 0        |
| Oct 13       | at HAW   |          |          |          |          | Did Not Play |          |          |          |
| Oct 20       | at AFA   |          |          |          |          | Did Not Play |          |          |          |
| Oct 27       | FS       |          |          |          |          | Did Not Play |          |          |          |
| Nov 3        | at UNLV  |          |          |          |          | Did Not Play |          |          |          |
| Nov 10       | WYO      | 0        | 0        | 0        | 0        | 0            | 0        | 0        | 0        |
| Nov 17       | NEV      |          |          |          |          | Did Not Play |          |          |          |
| Nov 24       | at CSU   |          |          |          |          | Did Not Play |          |          |          |
| <b>TOTAL</b> |          | <b>0</b> | <b>0</b> | <b>0</b> | <b>0</b> | <b>0</b>     | <b>0</b> | <b>0</b> | <b>0</b> |

**2015**

| Date          | Opponent | Rush     | Yds      | TD       | LG       | Rec      | Yds      | TD       | LG       |
|---------------|----------|----------|----------|----------|----------|----------|----------|----------|----------|
| Sept 5        | MVSU     | 0        | 0        | 0        | 0        | 0        | 0        | 0        | 0        |
| Sept 12       | Tulsa    | 0        | 0        | 0        | 0        | 0        | 0        | 0        | 0        |
| Sept 18       | at ASU   | 0        | 0        | 0        | 0        | 0        | 0        | 0        | 0        |
| Sept 26       | at WYO   | 0        | 0        | 0        | 0        | 0        | 0        | 0        | 0        |
| Oct 3         | NMSU     |          |          |          |          |          |          |          |          |
| Oct 10        | at UNR   |          |          |          |          |          |          |          |          |
| Oct 17        | HAW      |          |          |          |          |          |          |          |          |
| Oct 24        | at SJSU  |          |          |          |          |          |          |          |          |
| Nov 7         | USU      |          |          |          |          |          |          |          |          |
| Nov 14        | at BSU   |          |          |          |          |          |          |          |          |
| Nov 21        | CSU      |          |          |          |          |          |          |          |          |
| Nov 28        | AFA      |          |          |          |          |          |          |          |          |
| <b>TOTAL</b>  |          | <b>0</b> | <b>0</b> | <b>0</b> | <b>0</b> | <b>0</b> | <b>0</b> | <b>0</b> | <b>0</b> |
| <b>CAREER</b> |          | <b>0</b> | <b>0</b> | <b>0</b> | <b>0</b> | <b>0</b> | <b>0</b> | <b>0</b> | <b>0</b> |

**DB - #4 Isaiah Brown**

**2013**

| Date         | Opponent | TKL      | TFL-Yds      | Sack-Yds     | FF       | FR-Yds       | PBU      | INT-yds    | TD       |
|--------------|----------|----------|--------------|--------------|----------|--------------|----------|------------|----------|
| Aug 31       | UTSA     | 0        | 0.0-0        | 0.0-0        | 0        | 0-0          | 0        | 0-0        | 0        |
| Sept 7       | at UTEP  | 0        | 0.0-0        | 0.0-0        | 0        | 0-0          | 0        | 0-0        | 0        |
| Sept 14      | at Pitt  | 2        | 0.5-1        | 0.0-0        | 0        | 1-0          | 0        | 0-0        | 0        |
| Sept 28      | UNLV     | 1        | 0.0-0        | 0.0-0        | 0        | 0-0          | 0        | 0-0        | 0        |
| Oct 5        | NMSU     | 0        | 0.0-0        | 0.0-0        | 0        | 0-0          | 1        | 0-0        | 0        |
| Oct 12       | at Wyo   | 1        | 0.0-0        | 0.0-0        | 0        | 0-0          | 0        | 0-0        | 0        |
| Oct 19       | USU      | 1        | 0.0-0        | 0.0-0        | 0        | 0-0          | 0        | 0-0        | 0        |
| Nov 2        | at SDSU  | 2        | 0.0-0        | 0.0-0        | 0        | 0-0          | 0        | 0-0        | 0        |
| Nov 8        | AFA      |          |              |              |          | Did Not Play |          |            |          |
| Nov 16       | CSU      |          |              |              |          | Did Not Play |          |            |          |
| Nov 23       | at FS    | 0        | 0.0-0        | 0.0-0        | 0        | 0-0          | 0        | 0-0        | 0        |
| Nov 30       | at BSU   | 0        | 0.0-0        | 0.0-0        | 0        | 0-0          | 0        | 0-0        | 0        |
| <b>TOTAL</b> |          | <b>7</b> | <b>0.5-1</b> | <b>0.0-0</b> | <b>0</b> | <b>1-0</b>   | <b>1</b> | <b>0-0</b> | <b>0</b> |

**2013**

| Date         | Opponent | Rush     | Yds      | TD       | LG       | Rec      | Yds        | TD       | LG        |
|--------------|----------|----------|----------|----------|----------|----------|------------|----------|-----------|
| Aug 31       | UTSA     | 0        | 0        | 0        | 0        | 0        | 0          | 0        | 0         |
| Sept 7       | at UTEP  | 0        | 0        | 0        | 0        | 1        | 29         | 0        | 29        |
| Sept 14      | at Pitt  | 0        | 0        | 0        | 0        | 0        | 0          | 0        | 0         |
| Sept 28      | UNLV     | 0        | 0        | 0        | 0        | 0        | 0          | 0        | 0         |
| Oct 5        | NMSU     | 0        | 0        | 0        | 0        | 0        | 0          | 0        | 0         |
| Oct 12       | at Wyo   | 0        | 0        | 0        | 0        | 0        | 0          | 0        | 0         |
| Oct 19       | USU      | 0        | 0        | 0        | 0        | 1        | 11         | 0        | 11        |
| Nov 2        | at SDSU  | 0        | 0        | 0        | 0        | 0        | 0          | 0        | 0         |
| Nov 8        | AFA      | 0        | 0        | 0        | 0        | 0        | 0          | 0        | 0         |
| Nov 16       | CSU      | 0        | 0        | 0        | 0        | 1        | 50         | 1        | 50        |
| Nov 23       | at FS    | 0        | 0        | 0        | 0        | 0        | 0          | 0        | 0         |
| Nov 30       | at BSU   | 0        | 0        | 0        | 0        | 1        | 10         | 0        | 10        |
| <b>TOTAL</b> |          | <b>0</b> | <b>0</b> | <b>0</b> | <b>0</b> | <b>4</b> | <b>100</b> | <b>1</b> | <b>50</b> |

**DB - #3 Cranston Jones**

**2012**

| Date         | Opponent | TKL       | TFL-Yds      | Sack-Yds     | FF       | FR-Yds     | PBU      | INT-yds     | TD       |
|--------------|----------|-----------|--------------|--------------|----------|------------|----------|-------------|----------|
| Sept 1       | SOU      | 1         | 0.0-0        | 0.0-0        | 0        | 0-0        | 0        | 1-39        | 1        |
| Sept 8       | at Texas | 1         | 0.0-0        | 0.0-0        | 0        | 0-0        | 0        | 0-0         | 0        |
| Sept 15      | at TTU   | 0         | 0.0-0        | 0.0-0        | 0        | 0-0        | 0        | 0-0         | 0        |
| Sept 22      | at NMSU  | 0         | 0.0-0        | 0.0-0        | 0        | 0-0        | 0        | 0-0         | 0        |
| Sept 29      | BSU      | 1         | 0.0-0        | 0.0-0        | 0        | 0-0        | 0        | 0-0         | 0        |
| Oct 6        | TSU      | 1         | 0.0-0        | 0.0-0        | 0        | 0-0        | 0        | 0-0         | 0        |
| Oct 13       | at HAW   | 0         | 0.0-0        | 0.0-0        | 0        | 0-0        | 0        | 0-0         | 0        |
| Oct 20       | at AFA   | 0         | 0.0-0        | 0.0-0        | 0        | 0-0        | 0        | 0-0         | 0        |
| Oct 27       | FS       | 0         | 0.0-0        | 0.0-0        | 0        | 0-0        | 0        | 0-0         | 0        |
| Nov 3        | at UNLV  | 0         | 0.0-0        | 0.0-0        | 0        | 0-0        | 0        | 0-0         | 0        |
| Nov 10       | WYO      | 2         | 0.0-0        | 0.0-0        | 0        | 0-0        | 1        | 0-0         | 0        |
| Nov 17       | NEV      | 0         | 0.0-0        | 0.0-0        | 0        | 0-0        | 0        | 0-0         | 0        |
| Nov 24       | at CSU   | 4         | 0.0-0        | 0.0-0        | 0        | 0-0        | 1        | 0-0         | 0        |
| <b>TOTAL</b> |          | <b>10</b> | <b>0.0-0</b> | <b>0.0-0</b> | <b>0</b> | <b>0-0</b> | <b>2</b> | <b>1-39</b> | <b>1</b> |

**2014**

| Date         | Opponent | TKL      | TFL-Yds      | Sack-Yds     | FF       | FR-Yds       | PBU      | INT-yds     | TD       |
|--------------|----------|----------|--------------|--------------|----------|--------------|----------|-------------|----------|
| Aug 30       | UTEP     | 2        | 0.0-0        | 0.0-0        | 0        | 0-0          | 1        | 0-0         | 0        |
| Sept 6       | ASU      | 2        | 0.0-0        | 0.0-0        | 0        | 0-0          | 0        | 0-0         | 0        |
| Sept 20      | at NMSU  | 0        | 0.0-0        | 0.0-0        | 0        | 0-0          | 0        | 0-0         | 0        |
| Sept 26      | FS       | 0        | 0.0-0        | 0.0-0        | 0        | 0-0          | 0        | 0-0         | 0        |
| Oct 4        | at UTSA  |          |              |              |          | Did Not Play |          |             |          |
| Oct 10       | SDSU     |          |              |              |          | Did Not Play |          |             |          |
| Oct 18       | at AFA   |          |              |              |          | Did Not Play |          |             |          |
| Nov 1        | at UNLV  | 0        | 0.0-0        | 0.0-0        | 0        | 0-0          | 0        | 1-43        | 0        |
| Nov 8        | BSU      |          |              |              |          | Did Not Play |          |             |          |
| Nov 15       | at USU   |          |              |              |          | Did Not Play |          |             |          |
| Nov 22       | at CSU   |          |              |              |          | Did Not Play |          |             |          |
| Nov 29       | WYO      |          |              |              |          | Did Not Play |          |             |          |
| <b>TOTAL</b> |          | <b>4</b> | <b>0.0-0</b> | <b>0.0-0</b> | <b>0</b> | <b>0-0</b>   | <b>2</b> | <b>1-43</b> | <b>0</b> |

**2014**

| Date         | Opponent | Rush     | Yds      | TD       | LG       | Rec      | Yds        | TD       | LG        |
|--------------|----------|----------|----------|----------|----------|----------|------------|----------|-----------|
| Aug 30       | UTEP     | 0        | 0        | 0        | 0        | 0        | 0          | 0        | 0         |
| Sept 6       | ASU      | 0        | 0        | 0        | 0        | 1        | 13         | 0        | 13        |
| Sept 20      | at NMSU  | 0        | 0        | 0        | 0        | 1        | 5          | 1        | 5         |
| Sept 26      | FS       | 0        | 0        | 0        | 0        | 1        | 24         | 0        | 24        |
| Oct 4        | at UTSA  | 0        | 0        | 0        | 0        | 0        | 0          | 0        | 0         |
| Oct 10       | SDSU     | 0        | 0        | 0        | 0        | 0        | 0          | 0        | 0         |
| Oct 18       | at AFA   | 0        | 0        | 0        | 0        | 0        | 0          | 0        | 0         |
| Nov 1        | at UNLV  | 0        | 0        | 0        | 0        | 0        | 0          | 0        | 0         |
| Nov 8        | BSU      | 0        | 0        | 0        | 0        | 3        | 47         | 0        | 21        |
| Nov 15       | at USU   | 0        | 0        | 0        | 0        | 1        | 29         | 0        | 29        |
| Nov 22       | at CSU   | 0        | 0        | 0        | 0        | 0        | 0          | 0        | 0         |
| Nov 29       | WYO      | 0        | 0        | 0        | 0        | 1        | 6          | 0        | 6         |
| <b>TOTAL</b> |          | <b>0</b> | <b>0</b> | <b>0</b> | <b>0</b> | <b>8</b> | <b>124</b> | <b>1</b> | <b>29</b> |

**2013**

| Date         | Opponent | TKL       | TFL-Yds      | Sack-Yds     | FF | FR-Yds | PBU | INT-yds | TD |
|--------------|----------|-----------|--------------|--------------|----|--------|-----|---------|----|
| Aug 31       | UTSA     | 3         | 0.0-0        | 0.0-0        | 0  | 0-0    | 1   | 0-0     | 0  |
| Sept 7       | at UTEP  | 5         | 0.0-0        | 0.0-0        | 0  | 0-0    | 0   | 0-0     | 0  |
| Sept 14      | at Pitt  | 5         | 0.0-0        | 0.0-0        | 0  | 0-0    | 0   | 0-0     | 0  |
| Sept 28      | UNLV     | 4         | 1.0-1        | 0.0-0        | 0  | 0-0    | 0   | 0-0     | 0  |
| Oct 5        | NMSU     | 6         | 1.0-5        | 0.0-0        | 0  | 0-0    | 1   | 0-0     | 0  |
| Oct 12       | at Wyo   | 1         | 0.0-0        | 0.0-0        | 0  | 1-0    | 0   | 0-0     | 0  |
| Oct 19       | USU      | 4         | 0.0-0        | 0.0-0        | 0  | 0-0    | 0   | 0-0     | 0  |
| Nov 2        | at SDSU  | 3         | 0.0-0        | 0.0-0        | 0  | 0-0    | 0   | 0-0     | 0  |
| Nov 8        | AFA      | 3         | 0.0-0        | 0.0-0        | 0  | 0-0    | 1   | 0-0     | 0  |
| Nov 16       | CSU      | 5         | 0.5-1        | 0.0-0        | 0  | 0-0    | 0   | 0-0     | 0  |
| Nov 23       | at FS    | 3         | 0.0-0        | 0.0-0        | 0  | 0-0    | 1   | 0-0     | 0  |
| Nov 30       | at BSU   | 3         | 0.0-0        | 0.0-0        | 0  | 0-0    | 1   | 0-0     | 0  |
| <b>TOTAL</b> |          | <b>29</b> | <b>2.5-7</b> | <b>0.0-0</b> |    |        |     |         |    |





**DB - #22 Markel Byrd**

| 2014         |          |           |              |              |          |            |          |             |          |
|--------------|----------|-----------|--------------|--------------|----------|------------|----------|-------------|----------|
| Date         | Opponent | TKL       | TFL-Yds      | Sack-Yds     | FF       | FR-Yds     | PBU      | INT-yds     | TD       |
| Aug 30       | UTEP     | 1         | 0.0-0        | 0.0-0        | 0        | 0-0        | 0        | 0-0         | 0        |
| Sept 6       | ASU      | 6         | 0.0-0        | 0.0-0        | 0        | 0-0        | 0        | 0-0         | 0        |
| Sept 20      | at NMSU  | 2         | 0.0-0        | 0.0-0        | 0        | 0-0        | 0        | 0-0         | 0        |
| Sept 26      | FS       | 8         | 0.0-0        | 0.0-0        | 0        | 0-0        | 0        | 0-0         | 0        |
| Oct 4        | at UTSA  | 3         | 0.0-0        | 0.0-0        | 0        | 0-0        | 0        | 1-21        | 0        |
| Oct 10       | SDSU     | 4         | 0.0-0        | 0.0-0        | 1        | 0-0        | 0        | 0-0         | 0        |
| Oct 18       | at AFA   | 9         | 0.0-0        | 0.0-0        | 0        | 0-0        | 0        | 0-0         | 0        |
| Nov 1        | at UNLV  | 6         | 0.0-0        | 0.0-0        | 0        | 0-0        | 1        | 0-0         | 0        |
| Nov 8        | BSU      | 3         | 0.0-0        | 0.0-0        | 0        | 0-0        | 1        | 0-0         | 0        |
| Nov 15       | at USU   | 3         | 0.0-0        | 0.0-0        | 0        | 0-0        | 0        | 0-0         | 0        |
| Nov 22       | at CSU   | 4         | 0.0-0        | 0.0-0        | 0        | 0-0        | 0        | 0-0         | 0        |
| Nov 29       | WYO      | 1         | 0.0-0        | 0.0-0        | 0        | 0-0        | 0        | 0-0         | 0        |
| <b>TOTAL</b> |          | <b>50</b> | <b>0.0-0</b> | <b>0.0-0</b> | <b>1</b> | <b>0-0</b> | <b>2</b> | <b>1-21</b> | <b>0</b> |

| 2015          |          |           |              |              |          |            |          |             |          |
|---------------|----------|-----------|--------------|--------------|----------|------------|----------|-------------|----------|
| Date          | Opponent | TKL       | TFL-Yds      | Sack-Yds     | FF       | FR-Yds     | PBU      | INT-yds     | TD       |
| Sept 5        | MVSU     | 1         | 0.0-0        | 0.0-0        | 0        | 0-0        | 0        | 0-0         | 0        |
| Sept 12       | Tulsa    | 9         | 0.0-0        | 0.0-0        | 0        | 0-0        | 0        | 0-0         | 0        |
| Sept 18       | at ASU   | 2         | 1.0-1        | 0.0-0        | 0        | 0-0        | 0        | 0-0         | 0        |
| Sept 26       | at WYO   | 2         | 0.0-0        | 0.0-0        | 0        | 0-0        | 0        | 1-0         | 0        |
| Oct 3         | NMSU     |           |              |              |          |            |          |             |          |
| Oct 10        | at UNR   |           |              |              |          |            |          |             |          |
| Oct 17        | HAW      |           |              |              |          |            |          |             |          |
| Oct 24        | at SJSU  |           |              |              |          |            |          |             |          |
| Nov 7         | USU      |           |              |              |          |            |          |             |          |
| Nov 14        | at BSU   |           |              |              |          |            |          |             |          |
| Nov 21        | CSU      |           |              |              |          |            |          |             |          |
| Nov 28        | AFA      |           |              |              |          |            |          |             |          |
| <b>TOTAL</b>  |          | <b>14</b> | <b>1.0-1</b> | <b>0.0-0</b> | <b>0</b> | <b>0-0</b> | <b>0</b> | <b>1-0</b>  | <b>0</b> |
| <b>CAREER</b> |          | <b>64</b> | <b>1.0-1</b> | <b>0.0-0</b> | <b>1</b> | <b>0-0</b> | <b>2</b> | <b>2-21</b> | <b>0</b> |

| DB - #23 Tayo Adewon |          |          |              |              |          |            |          |            |          |
|----------------------|----------|----------|--------------|--------------|----------|------------|----------|------------|----------|
| 2014                 |          |          |              |              |          |            |          |            |          |
| Date                 | Opponent | TKL      | TFL-Yds      | Sack-Yds     | FF       | FR-Yds     | PBU      | INT-yds    | TD       |
| Aug 30               | UTEP     |          |              | Did Not Play |          |            |          |            |          |
| Sept 6               | ASU      |          |              | Did Not Play |          |            |          |            |          |
| Sept 20              | at NMSU  |          |              | Did Not Play |          |            |          |            |          |
| Sept 26              | FS       |          |              | Did Not Play |          |            |          |            |          |
| Oct 4                | at UTSA  |          |              | Did Not Play |          |            |          |            |          |
| Oct 10               | SDSU     |          |              | Did Not Play |          |            |          |            |          |
| Oct 18               | at AFA   |          |              | Did Not Play |          |            |          |            |          |
| Nov 1                | at UNLV  | 0        | 0.0-0        | 0.0-0        | 0        | 0-0        | 0        | 0-0        | 0        |
| Nov 8                | BSU      | 0        | 0.0-0        | 0.0-0        | 0        | 0-0        | 0        | 0-0        | 0        |
| Nov 15               | at USU   | 0        | 0.0-0        | 0.0-0        | 0        | 0-0        | 0        | 0-0        | 0        |
| Nov 22               | at CSU   | 0        | 0.0-0        | 0.0-0        | 0        | 0-0        | 0        | 0-0        | 0        |
| Nov 29               | WYO      | 0        | 0.0-0        | 0.0-0        | 0        | 0-0        | 0        | 0-0        | 0        |
| <b>TOTAL</b>         |          | <b>0</b> | <b>0.0-0</b> | <b>0.0-0</b> | <b>0</b> | <b>0-0</b> | <b>0</b> | <b>0-0</b> | <b>0</b> |

| 2015          |          |          |              |              |          |            |          |            |          |
|---------------|----------|----------|--------------|--------------|----------|------------|----------|------------|----------|
| Date          | Opponent | TKL      | TFL-Yds      | Sack-Yds     | FF       | FR-Yds     | PBU      | INT-yds    | TD       |
| Sept 5        | MVSU     | 1        | 0.0-0        | 0.0-0        | 0        | 0-0        | 0        | 0-0        | 0        |
| Sept 12       | Tulsa    | 0        | 0.0-0        | 0.0-0        | 0        | 0-0        | 0        | 0-0        | 0        |
| Sept 18       | at ASU   | 0        | 0.0-0        | 0.0-0        | 0        | 0-0        | 0        | 0-0        | 0        |
| Sept 26       | at WYO   | 0        | 0.0-0        | 0.0-0        | 0        | 0-0        | 0        | 0-0        | 0        |
| Oct 3         | NMSU     |          |              |              |          |            |          |            |          |
| Oct 10        | at UNR   |          |              |              |          |            |          |            |          |
| Oct 17        | HAW      |          |              |              |          |            |          |            |          |
| Oct 24        | at SJSU  |          |              |              |          |            |          |            |          |
| Nov 7         | USU      |          |              |              |          |            |          |            |          |
| Nov 14        | at BSU   |          |              |              |          |            |          |            |          |
| Nov 21        | CSU      |          |              |              |          |            |          |            |          |
| Nov 28        | AFA      |          |              |              |          |            |          |            |          |
| <b>TOTAL</b>  |          | <b>1</b> | <b>0.0-0</b> | <b>0.0-0</b> | <b>0</b> | <b>0-0</b> | <b>0</b> | <b>0-0</b> | <b>0</b> |
| <b>CAREER</b> |          | <b>1</b> | <b>0.0-0</b> | <b>0.0-0</b> | <b>0</b> | <b>0-0</b> | <b>0</b> | <b>0-0</b> | <b>0</b> |

| DB - #26 Marquez Mackey |          |          |              |              |          |            |          |            |          |
|-------------------------|----------|----------|--------------|--------------|----------|------------|----------|------------|----------|
| 2015                    |          |          |              |              |          |            |          |            |          |
| Date                    | Opponent | TKL      | TFL-Yds      | Sack-Yds     | FF       | FR-Yds     | PBU      | INT-yds    | TD       |
| Sept 5                  | MVSU     | 1        | 0.0-0        | 0.0-0        | 0        | 0-0        | 0        | 0-0        | 0        |
| Sept 12                 | Tulsa    |          |              | Did Not Play |          |            |          |            |          |
| Sept 18                 | at ASU   |          |              | Did Not Play |          |            |          |            |          |
| Sept 26                 | at WYO   |          |              | Did Not Play |          |            |          |            |          |
| Oct 3                   | NMSU     |          |              |              |          |            |          |            |          |
| Oct 10                  | at UNR   |          |              |              |          |            |          |            |          |
| Oct 17                  | HAW      |          |              |              |          |            |          |            |          |
| Oct 24                  | at SJSU  |          |              |              |          |            |          |            |          |
| Nov 7                   | USU      |          |              |              |          |            |          |            |          |
| Nov 14                  | at BSU   |          |              |              |          |            |          |            |          |
| Nov 21                  | CSU      |          |              |              |          |            |          |            |          |
| Nov 28                  | AFA      |          |              |              |          |            |          |            |          |
| <b>TOTAL/CAREER</b>     |          | <b>1</b> | <b>0.0-0</b> | <b>0.0-0</b> | <b>0</b> | <b>0-0</b> | <b>0</b> | <b>0-0</b> | <b>0</b> |

**DB - #27 Bijon Parker**

| 2015                |          |          |              |              |          |            |          |            |          |
|---------------------|----------|----------|--------------|--------------|----------|------------|----------|------------|----------|
| Date                | Opponent | TKL      | TFL-Yds      | Sack-Yds     | FF       | FR-Yds     | PBU      | INT-yds    | TD       |
| Sept 5              | MVSU     | 1        | 0.0-0        | 0.0-0        | 0        | 0-0        | 0        | 0-0        | 0        |
| Sept 12             | Tulsa    | 0        | 0.0-0        | 0.0-0        | 0        | 0-0        | 0        | 0-0        | 0        |
| Sept 18             | at ASU   | 0        | 0.0-0        | 0.0-0        | 0        | 0-0        | 0        | 0-0        | 0        |
| Sept 26             | at WYO   | 0        | 0.0-0        | 0.0-0        | 0        | 0-0        | 0        | 0-0        | 0        |
| Oct 3               | NMSU     |          |              |              |          |            |          |            |          |
| Oct 10              | at UNR   |          |              |              |          |            |          |            |          |
| Oct 17              | HAW      |          |              |              |          |            |          |            |          |
| Oct 24              | at SJSU  |          |              |              |          |            |          |            |          |
| Nov 7               | USU      |          |              |              |          |            |          |            |          |
| Nov 14              | at BSU   |          |              |              |          |            |          |            |          |
| Nov 21              | CSU      |          |              |              |          |            |          |            |          |
| Nov 28              | AFA      |          |              |              |          |            |          |            |          |
| <b>TOTAL/CAREER</b> |          | <b>1</b> | <b>0.0-0</b> | <b>0.0-0</b> | <b>0</b> | <b>0-0</b> | <b>0</b> | <b>0-0</b> | <b>0</b> |

| DB - #28 Jake Rothschilder |          |          |              |              |          |            |          |            |          |
|----------------------------|----------|----------|--------------|--------------|----------|------------|----------|------------|----------|
| 2015                       |          |          |              |              |          |            |          |            |          |
| Date                       | Opponent | TKL      | TFL-Yds      | Sack-Yds     | FF       | FR-Yds     | PBU      | INT-yds    | TD       |
| Sept 5                     | MVSU     | 1        | 0.0-0        | 0.0-0        | 0        | 0-0        | 0        | 0-0        | 0        |
| Sept 12                    | Tulsa    | 0        | 0.0-0        | 0.0-0        | 0        | 0-0        | 0        | 0-0        | 0        |
| Sept 18                    | at ASU   | 1        | 0.0-0        | 0.0-0        | 0        | 0-0        | 0        | 0-0        | 0        |
| Sept 26                    | at WYO   | 1        | 0.0-0        | 0.0-0        | 0        | 0-0        | 0        | 0-0        | 0        |
| Oct 3                      | NMSU     |          |              |              |          |            |          |            |          |
| Oct 10                     | at UNR   |          |              |              |          |            |          |            |          |
| Oct 17                     | HAW      |          |              |              |          |            |          |            |          |
| Oct 24                     | at SJSU  |          |              |              |          |            |          |            |          |
| Nov 7                      | USU      |          |              |              |          |            |          |            |          |
| Nov 14                     | at BSU   |          |              |              |          |            |          |            |          |
| Nov 21                     | CSU      |          |              |              |          |            |          |            |          |
| Nov 28                     | AFA      |          |              |              |          |            |          |            |          |
| <b>TOTAL/CAREER</b>        |          | <b>3</b> | <b>0.0-0</b> | <b>0.0-0</b> | <b>0</b> | <b>0-0</b> | <b>0</b> | <b>0-0</b> | <b>0</b> |

| LB - #2 Kimmie Carson |          |           |               |              |          |            |          |            |          |
|-----------------------|----------|-----------|---------------|--------------|----------|------------|----------|------------|----------|
| 2014                  |          |           |               |              |          |            |          |            |          |
| Date                  | Opponent | TKL       | TFL-Yds       | Sack-Yds     | FF       | FR-Yds     | PBU      | INT-yds    | TD       |
| Aug 30                | UTEP     | 7         | 0.0-0         | 0.0-0        | 0        | 0-0        | 0        | 0-0        | 0        |
| Sept 6                | ASU      | 2         | 0.0-0         | 0.0-0        | 1        | 0-0        | 0        | 0-0        | 0        |
| Sept 20               | at NMSU  | 5         | 0.0-0         | 0.0-0        | 0        | 0-0        | 0        | 0-0        | 0        |
| Sept 26               | FS       | 5         | 0.0-0         | 0.0-0        | 0        | 0-0        | 0        | 0-0        | 0        |
| Oct 4                 | at UTSA  | 3         | 0.5-2         | 0.0-0        | 0        | 0-0        | 1        | 0-0        | 0        |
| Oct 10                | SDSU     | 2         | 0.0-0         | 0.0-0        | 0        | 0-0        | 0        | 0-0        | 0        |
| Oct 18                | at AFA   | 1         | 0.0-0         | 0.0-0        | 0        | 0-0        | 0        | 0-0        | 0        |
| Nov 1                 | at UNLV  | 4         | 0.0-0         | 0.0-0        | 0        | 0-0        | 0        | 0-0        | 0        |
| Nov 8                 | BSU      | 2         | 0.0-0         | 0.0-0        | 0        | 0-0        | 0        | 0-0        | 0        |
| Nov 15                | at USU   | 5         | 0.0-0         | 0.0-0        | 0        | 0-0        | 0        | 0-0        | 0        |
| Nov 22                | at CSU   | 10        | 2.5-10        | 0.0-0        | 0        | 1-0        | 1        | 0-0        | 0        |
| Nov 29                | WYO      | 16        | 2.0-5         | 1.0-1        | 0        | 0-0        | 1        | 0-0        | 0        |
| <b>TOTAL</b>          |          | <b>62</b> | <b>5.0-17</b> | <b>1.0-1</b> | <b>1</b> | <b>1-0</b> | <b>3</b> | <b>0-0</b> | <b>0</b> |

| 2015          |          |           |               |               |          |            |          |            |          |
|---------------|----------|-----------|---------------|---------------|----------|------------|----------|------------|----------|
| Date          | Opponent | TKL       | TFL-Yds       | Sack-Yds      | FF       | FR-Yds     | PBU      | INT-yds    | TD       |
| Sept 5        | MVSU     | 3         | 1.0-9         | 1.0-9         | 0        | 0-0        | 0        | 0-0        | 0        |
| Sept 12       | Tulsa    | 12        | 1.0-3         | 0.0-0         | 0        | 0-0        | 0        | 0-0        | 0        |
| Sept 18       | at ASU   | 6         | 0.0-0         | 0.0-0         | 0        | 0-0        | 0        | 0-0        | 0        |
| Sept 26       | at WYO   | 10        | 2.5-8         | 0.5-6         | 0        | 0-0        | 0        | 0-0        | 0        |
| Oct 3         | NMSU     |           |               |               |          |            |          |            |          |
| Oct 10        | at UNR   |           |               |               |          |            |          |            |          |
| Oct 17        | HAW      |           |               |               |          |            |          |            |          |
| Oct 24        | at SJSU  |           |               |               |          |            |          |            |          |
| Nov 7         | USU      |           |               |               |          |            |          |            |          |
| Nov 14        | at BSU   |           |               |               |          |            |          |            |          |
| Nov 21        | CSU      |           |               |               |          |            |          |            |          |
| Nov 28        | AFA      |           |               |               |          |            |          |            |          |
| <b>TOTAL</b>  |          | <b>31</b> | <b>4.5-20</b> | <b>1.5-15</b> | <b>0</b> | <b>0-0</b> | <b>0</b> | <b>0-0</b> | <b>0</b> |
| <b>CAREER</b> |          | <b>93</b> | <b>9.5-37</b> | <b>2.5-16</b> | <b>1</b> | <b>1-0</b> | <b>3</b> | <b>0-0</b> | <b>0</b> |

| LB - #20 Ryan Langford |          |     |         |              |    |        |     |         |    |
|------------------------|----------|-----|---------|--------------|----|--------|-----|---------|----|
| 2014                   |          |     |         |              |    |        |     |         |    |
| Date                   | Opponent | TKL | TFL-Yds | Sack-Yds     | FF | FR-Yds | PBU | INT-yds | TD |
| Aug 30                 | UTEP     | 5   | 0.0-0   | 0.0-0        | 0  | 0-0    | 0   | 0-0     | 0  |
| Sept 6                 | ASU      | 1   | 0.0-0   | 0.0-0        | 0  | 0-0    | 0   | 0-0     | 0  |
| Sept 20                | at NMSU  | 4   | 0.0-0   | 0.0-0        | 0  | 0-0    | 0   | 0-0     | 0  |
| Sept 26                | FS       | 3   | 0.0-0   | 0.0-0        | 0  | 0-0    | 0   | 0-0     | 0  |
| Oct 4                  | at UTSA  |     |         | Did Not Play |    |        |     |         |    |
| Oct 10                 | SDSU     | 1   | 0.0-0   | 0.0-0</      |    |        |     |         |    |

**LB - #34 Geoff Smelser**

**2014**

| Date         | Opponent | TKL      | TFL-Yds      | Sack-Yds     | FF       | FR-Yds     | PBU      | INT-yds    | TD       |
|--------------|----------|----------|--------------|--------------|----------|------------|----------|------------|----------|
| Aug 30       | UTEP     |          |              |              |          |            |          |            |          |
| Did Not Play |          |          |              |              |          |            |          |            |          |
| Sept 6       | ASU      | 0        | 0.0-0        | 0.0-0        | 0        | 0-0        | 0        | 0-0        | 0        |
| Sept 20      | at NMSU  | 0        | 0.0-0        | 0.0-0        | 0        | 0-0        | 0        | 0-0        | 0        |
| Sept 26      | FS       | 0        | 0.0-0        | 0.0-0        | 0        | 0-0        | 0        | 0-0        | 0        |
| Oct 4        | at UTSA  | 0        | 0.0-0        | 0.0-0        | 0        | 0-0        | 0        | 0-0        | 0        |
| Oct 10       | SDSU     | 0        | 0.0-0        | 0.0-0        | 0        | 0-0        | 0        | 0-0        | 0        |
| Oct 18       | at AFA   | 0        | 0.0-0        | 0.0-0        | 0        | 0-0        | 0        | 0-0        | 0        |
| Nov 1        | at UNLV  | 1        | 0.0-0        | 0.0-0        | 0        | 0-0        | 0        | 0-0        | 0        |
| Nov 8        | BSU      | 2        | 0.0-0        | 0.0-0        | 0        | 0-0        | 0        | 0-0        | 0        |
| Nov 15       | at USU   |          |              |              |          |            |          |            |          |
| Did Not Play |          |          |              |              |          |            |          |            |          |
| Nov 22       | at CSU   |          |              |              |          |            |          |            |          |
| Did Not Play |          |          |              |              |          |            |          |            |          |
| Nov 29       | WYO      |          |              |              |          |            |          |            |          |
| Did Not Play |          |          |              |              |          |            |          |            |          |
| <b>TOTAL</b> |          | <b>3</b> | <b>0.0-0</b> | <b>0.0-0</b> | <b>0</b> | <b>0-0</b> | <b>0</b> | <b>0-0</b> | <b>0</b> |

**2015**

| Date          | Opponent | TKL      | TFL-Yds      | Sack-Yds     | FF       | FR-Yds     | PBU      | INT-yds    | TD       |
|---------------|----------|----------|--------------|--------------|----------|------------|----------|------------|----------|
| Sept 5        | MVSU     |          |              |              |          |            |          |            |          |
| Did Not Play  |          |          |              |              |          |            |          |            |          |
| Sept 12       | Tulsa    |          |              |              |          |            |          |            |          |
| Did Not Play  |          |          |              |              |          |            |          |            |          |
| Sept 18       | at ASU   |          |              |              |          |            |          |            |          |
| Did Not Play  |          |          |              |              |          |            |          |            |          |
| Sept 26       | at WYO   | 0        | 0.0-0        | 0.0-0        | 0        | 0-0        | 0        | 0-0        | 0        |
| Oct 3         | NMSU     |          |              |              |          |            |          |            |          |
| Did Not Play  |          |          |              |              |          |            |          |            |          |
| Oct 10        | at UNR   |          |              |              |          |            |          |            |          |
| Did Not Play  |          |          |              |              |          |            |          |            |          |
| Oct 17        | HAW      |          |              |              |          |            |          |            |          |
| Did Not Play  |          |          |              |              |          |            |          |            |          |
| Oct 24        | at SJSU  |          |              |              |          |            |          |            |          |
| Did Not Play  |          |          |              |              |          |            |          |            |          |
| Nov 7         | USU      |          |              |              |          |            |          |            |          |
| Did Not Play  |          |          |              |              |          |            |          |            |          |
| Nov 14        | at BSU   |          |              |              |          |            |          |            |          |
| Did Not Play  |          |          |              |              |          |            |          |            |          |
| Nov 21        | CSU      |          |              |              |          |            |          |            |          |
| Did Not Play  |          |          |              |              |          |            |          |            |          |
| Nov 28        | AFA      |          |              |              |          |            |          |            |          |
| Did Not Play  |          |          |              |              |          |            |          |            |          |
| <b>TOTAL</b>  |          | <b>0</b> | <b>0.0-0</b> | <b>0.0-0</b> | <b>0</b> | <b>0-0</b> | <b>0</b> | <b>0-0</b> | <b>0</b> |
| <b>CAREER</b> |          | <b>3</b> | <b>0.0-0</b> | <b>0.0-0</b> | <b>0</b> | <b>0-0</b> | <b>0</b> | <b>0-0</b> | <b>0</b> |

**LB - #41 Steven Galvan**

**2015**

| Date                | Opponent | TKL      | TFL-Yds      | Sack-Yds     | FF       | FR-Yds     | PBU      | INT-yds    | TD       |
|---------------------|----------|----------|--------------|--------------|----------|------------|----------|------------|----------|
| Sept 5              | MVSU     | 0        | 0.0-0        | 0.0-0        | 0        | 0-0        | 0        | 0-0        | 0        |
| Sept 12             | Tulsa    |          |              |              |          |            |          |            |          |
| Did Not Play        |          |          |              |              |          |            |          |            |          |
| Sept 18             | at ASU   |          |              |              |          |            |          |            |          |
| Did Not Play        |          |          |              |              |          |            |          |            |          |
| Sept 26             | at WYO   |          |              |              |          |            |          |            |          |
| Did Not Play        |          |          |              |              |          |            |          |            |          |
| Oct 3               | NMSU     |          |              |              |          |            |          |            |          |
| Did Not Play        |          |          |              |              |          |            |          |            |          |
| Oct 10              | at UNR   |          |              |              |          |            |          |            |          |
| Did Not Play        |          |          |              |              |          |            |          |            |          |
| Oct 17              | HAW      |          |              |              |          |            |          |            |          |
| Did Not Play        |          |          |              |              |          |            |          |            |          |
| Oct 24              | at SJSU  |          |              |              |          |            |          |            |          |
| Did Not Play        |          |          |              |              |          |            |          |            |          |
| Nov 7               | USU      |          |              |              |          |            |          |            |          |
| Did Not Play        |          |          |              |              |          |            |          |            |          |
| Nov 14              | at BSU   |          |              |              |          |            |          |            |          |
| Did Not Play        |          |          |              |              |          |            |          |            |          |
| Nov 21              | CSU      |          |              |              |          |            |          |            |          |
| Did Not Play        |          |          |              |              |          |            |          |            |          |
| Nov 28              | AFA      |          |              |              |          |            |          |            |          |
| Did Not Play        |          |          |              |              |          |            |          |            |          |
| <b>TOTAL/CAREER</b> |          | <b>0</b> | <b>0.0-0</b> | <b>0.0-0</b> | <b>0</b> | <b>0-0</b> | <b>0</b> | <b>0-0</b> | <b>0</b> |

**LB - #47 Austin Ocasio**

**2015**

| Date                | Opponent | TKL      | TFL-Yds      | Sack-Yds     | FF       | FR-Yds     | PBU      | INT-yds    | TD       |
|---------------------|----------|----------|--------------|--------------|----------|------------|----------|------------|----------|
| Sept 5              | MVSU     |          |              |              |          |            |          |            |          |
| Did Not Play        |          |          |              |              |          |            |          |            |          |
| Sept 12             | Tulsa    |          |              |              |          |            |          |            |          |
| Did Not Play        |          |          |              |              |          |            |          |            |          |
| Sept 18             | at ASU   |          |              |              |          |            |          |            |          |
| Did Not Play        |          |          |              |              |          |            |          |            |          |
| Sept 26             | at WYO   |          |              |              |          |            |          |            |          |
| Did Not Play        |          |          |              |              |          |            |          |            |          |
| Oct 3               | NMSU     |          |              |              |          |            |          |            |          |
| Did Not Play        |          |          |              |              |          |            |          |            |          |
| Oct 10              | at UNR   |          |              |              |          |            |          |            |          |
| Did Not Play        |          |          |              |              |          |            |          |            |          |
| Oct 17              | HAW      |          |              |              |          |            |          |            |          |
| Did Not Play        |          |          |              |              |          |            |          |            |          |
| Oct 24              | at SJSU  |          |              |              |          |            |          |            |          |
| Did Not Play        |          |          |              |              |          |            |          |            |          |
| Nov 7               | USU      |          |              |              |          |            |          |            |          |
| Did Not Play        |          |          |              |              |          |            |          |            |          |
| Nov 14              | at BSU   |          |              |              |          |            |          |            |          |
| Did Not Play        |          |          |              |              |          |            |          |            |          |
| Nov 21              | CSU      |          |              |              |          |            |          |            |          |
| Did Not Play        |          |          |              |              |          |            |          |            |          |
| Nov 28              | AFA      |          |              |              |          |            |          |            |          |
| Did Not Play        |          |          |              |              |          |            |          |            |          |
| <b>TOTAL/CAREER</b> |          | <b>0</b> | <b>0.0-0</b> | <b>0.0-0</b> | <b>0</b> | <b>0-0</b> | <b>0</b> | <b>0-0</b> | <b>0</b> |

**LB - #49 Dakota Cox**

**2013**

| Date         | Opponent | TKL       | TFL-Yds      | Sack-Yds     | FF       | FR-Yds     | PBU      | INT-yds    | TD       |
|--------------|----------|-----------|--------------|--------------|----------|------------|----------|------------|----------|
| Aug 31       | UTSA     | 0         | 0.0-0        | 0.0-0        | 0        | 0-0        | 0        | 0-0        | 0        |
| Sept 7       | at UTEP  | 3         | 0.0-0        | 0.0-0        | 0        | 0-0        | 0        | 0-0        | 0        |
| Sept 14      | at Pitt  | 3         | 0.0-0        | 0.0-0        | 0        | 0-0        | 0        | 0-0        | 0        |
| Sept 28      | UNLV     | 8         | 0.0-0        | 0.0-0        | 0        | 0-0        | 0        | 0-0        | 0        |
| Oct 5        | NMSU     | 6         | 0.0-0        | 0.0-0        | 0        | 0-0        | 0        | 0-0        | 0        |
| Oct 12       | at Wyo   | 9         | 0.0-0        | 0.0-0        | 0        | 0-0        | 0        | 0-0        | 0        |
| Oct 19       | USU      | 8         | 0.5-1        | 0.0-0        | 0        | 0-0        | 0        | 0-0        | 0        |
| Nov 2        | at SDSU  | 12        | 0.0-0        | 0.0-0        | 0        | 0-0        | 0        | 0-0        | 0        |
| Nov 8        | AFA      | 14        | 0.5-0        | 0.0-0        | 0        | 0-0        | 0        | 0-0        | 0        |
| Nov 16       | CSU      | 14        | 0.0-0        | 0.0-0        | 0        | 0-0        | 0        | 0-0        | 0        |
| Nov 23       | at FS    | 9         | 0.0-0        | 0.0-0        | 0        | 0-0        | 0        | 0-0        | 0        |
| Nov 30       | at BSU   | 13        | 0.0-0        | 0.0-0        | 0        | 0-0        | 1        | 0-0        | 0        |
| <b>TOTAL</b> |          | <b>99</b> | <b>1.0-1</b> | <b>0.0-0</b> | <b>0</b> | <b>0-0</b> | <b>1</b> | <b>0-0</b> | <b>0</b> |

**2014**

| Date         | Opponent | TKL        | TFL-Yds      | Sack-Yds     | FF       | FR-Yds     | PBU      | INT-yds     | TD       |
|--------------|----------|------------|--------------|--------------|----------|------------|----------|-------------|----------|
| Aug 30       | UTEP     | 17         | 0.5-2        | 0.0-0        | 0        | 0-0        | 1        | 0-0         | 0        |
| Sept 6       | ASU      | 10         | 0.0-0        | 0.0-0        | 0        | 0-0        | 0        | 0-0         | 0        |
| Sept 20      | at NMSU  | 18         | 0.0-0        | 0.0-0        | 0        | 0-0        | 1        | 1-16        | 0        |
| Sept 26      | FS       | 19         | 0.0-0        | 0.0-0        | 0        | 0-0        | 0        | 0-0         | 0        |
| Oct 4        | at UTSA  | 9          | 0.5-2        | 0.0-0        | 0        | 0-0        | 0        | 0-0         | 0        |
| Oct 10       | SDSU     | 10         | 0.0-0        | 0.0-0        | 0        | 1-0        | 0        | 0-0         | 0        |
| Oct 18       | at AFA   | 12         | 0.0-0        | 0.0-0        | 0        | 0-0        | 0        | 0-0         | 0        |
| Nov 1        | at UNLV  | 7          | 0.0-0        | 0.0-0        | 0        | 0-0        | 0        | 0-0         | 0        |
| Nov 8        | BSU      | 14         | 1.0-3        | 0.0-0        | 0        | 0-0        | 0        | 0-0         | 0        |
| Nov 15       | at USU   |            |              |              |          |            |          |             |          |
| Did Not Play |          |            |              |              |          |            |          |             |          |
| Nov 22       | at CSU   |            |              |              |          |            |          |             |          |
| Did Not Play |          |            |              |              |          |            |          |             |          |
| Nov 29       | WYO      |            |              |              |          |            |          |             |          |
| Did Not Play |          |            |              |              |          |            |          |             |          |
| <b>TOTAL</b> |          | <b>116</b> | <b>2.0-7</b> | <b>0.0-0</b> | <b>0</b> | <b>1-0</b> | <b>2</b> | <b>1-16</b> | <b>0</b> |

**2015**

| Date          | Opponent | TKL        | TFL-Yds       | Sack-Yds     | FF       | FR-Yds     | PBU      | INT-yds     | TD       |
|---------------|----------|------------|---------------|--------------|----------|------------|----------|-------------|----------|
| Sept 5        | MVSU     | 3          | 0.5-1         | 0.0-0        | 0        | 0-0        | 0        | 0-0         | 0        |
| Sept 12       | Tulsa    | 12         | 0.5-1         | 0.0-0        | 0        | 0-0        | 1        | 0-0         | 0        |
| Sept 18       | at ASU   | 7          | 0.0-0         | 0.0-0        | 0        | 0-0        | 0        | 0-0         | 0        |
| Sept 26       | at WYO   | 8          | 3.5-12        | 1.5-9        | 0        | 0-0        | 0        | 1-8         | 0        |
| Oct 3         | NMSU     |            |               |              |          |            |          |             |          |
| Did Not Play  |          |            |               |              |          |            |          |             |          |
| Oct 10        | at UNR   |            |               |              |          |            |          |             |          |
| Did Not Play  |          |            |               |              |          |            |          |             |          |
| Oct 17        | HAW      |            |               |              |          |            |          |             |          |
| Did Not Play  |          |            |               |              |          |            |          |             |          |
| Oct 24        | at SJSU  |            |               |              |          |            |          |             |          |
| Did Not Play  |          |            |               |              |          |            |          |             |          |
| Nov 7         | USU      |            |               |              |          |            |          |             |          |
| Did Not Play  |          |            |               |              |          |            |          |             |          |
| Nov 14        | at BSU   |            |               |              |          |            |          |             |          |
| Did Not Play  |          |            |               |              |          |            |          |             |          |
| Nov 21        | CSU      |            |               |              |          |            |          |             |          |
| Did Not Play  |          |            |               |              |          |            |          |             |          |
| Nov 28        | AFA      |            |               |              |          |            |          |             |          |
| Did Not Play  |          |            |               |              |          |            |          |             |          |
| <b>TOTAL</b>  |          | <b>30</b>  | <b>4.5-14</b> | <b>1.5-9</b> | <b>0</b> | <b>0-0</b> | <b>1</b> | <b>1-8</b>  | <b>0</b> |
| <b>CAREER</b> |          | <b>245</b> | <b>6.5-19</b> | <b>1.5-9</b> | <b>0</b> | <b>1-0</b> | <b>4</b> | <b>2-24</b> | <b>0</b> |

**LB - #54 Donnie White**

**2013**

| Date         | Opponent | TKL       | TFL-Yds      | Sack-Yds     | FF       | FR-Yds     | PBU      | INT-yds    | TD       |
|--------------|----------|-----------|--------------|--------------|----------|------------|----------|------------|----------|
| Aug 31       | UTSA     | 0         | 0.0-0        | 0.0-0        | 0        | 0-0        | 0        | 0-0        | 0        |
| Sept 7       | at UTEP  |           |              |              |          |            |          |            |          |
| Did Not Play |          |           |              |              |          |            |          |            |          |
| Sept 14      | at Pitt  | 0         | 0.0-0        | 0.0-0        | 0        | 0-0        | 0        | 0-0        | 0        |
| Sept 28      | UNLV     |           |              |              |          |            |          |            |          |
| Did Not Play |          |           |              |              |          |            |          |            |          |
| Oct 5        | NMSU     | 2         | 0.0-0        | 0.0-0        | 0        | 0-0        | 0        | 0-0        | 0        |
| Oct 12       | at Wyo   | 0         | 0.0-0        | 0.0-0        | 0        | 0-0        | 0        | 0-0        | 0        |
| Oct 19       | USU      | 2         | 0.0-0        | 0.0-0        | 0        | 0-0        | 0        | 0-0        | 0        |
| Nov 2        | at SDSU  | 3         | 0.0-0        | 0.0-0        | 0        | 0-0        | 0        | 0-0        | 0        |
| Nov 8        | AFA      | 3         | 0.0-0        | 0.0-0        | 0        | 0-0        | 0        | 0-0        | 0        |
| Nov 16       | CSU      | 1         | 0.0-0        | 0.0-0        | 0        | 0-0        | 1        | 0-0        | 0        |
| Nov 23       | at FS    | 2         | 0.0-0        | 0.0-0        | 0        | 0-0        | 0        | 0-0        | 0        |
| Nov 30       | at BSU   | 3         | 0.0-0        | 0.0-0        | 0        | 0-0        | 0        | 0-0        | 0        |
| <b>TOTAL</b> |          | <b>16</b> | <b>0.0-0</b> | <b>0.0-0</b> | <b>0</b> | <b>0-0</b> | <b>1</b> | <b>0-0</b> | <b>0</b> |

**2014**

| Date         | Opponent | TKL | TFL-Yds | Sack-Yds | FF | FR-Yds | PBU | INT-yds | TD |
|--------------|----------|-----|---------|----------|----|--------|-----|---------|----|
| Aug 30       | UTEP     | 3   | 0.0-0   | 0.0-0    | 0  | 0-0    | 0   | 0-0     | 0  |
| Sept 6       | ASU      |     |         |          |    |        |     |         |    |
| Did Not Play |          |     |         |          |    |        |     |         |    |
| Sept 20      | at NMSU  | 0   | 0.0-0   | 0.0-0    | 0  | 0-0    | 0   | 0-0     | 0  |
| Sept 26      | FS       | 1   | 0.0-0   | 0.0-0    | 0  | 0-0    | 0   | 0-0     | 0  |
| Oct 4        | at UTSA  | 3   | 2.0-13  | 1.0-6    | 1  | 0-0    | 0   | 0-0     | 0  |
| Oct 10       | SDSU     | 3   | 0.0-0   | 0.0-0    | 0  | 0-0    | 0   | 0-0     | 0  |
| Oct 18       | at AFA   | 1   | 0.0-0   | 0.0-0    | 0  | 0-0    | 0   | 0-0     | 0  |
| Nov 1        | at UNLV  | 0   | 0.0-0   | 0.0-0    | 0  | 0-0    | 1   | 0-0     | 0  |
| Nov 8        | BSU      | 2   | 0.0-0   | 0.0-0    | 0  | 0-0    | 0   | 0-0     | 0  |
| Nov 15       | at USU   | 2   | 0.      |          |    |        |     |         |    |

**DL - #59 Chris Lee**  
**2014**

| Date         | Opponent | TKL      | TFL-Yds      | Sack-Yds     | FF       | FR-Yds     | PBU      | INT-yds    | TD       |
|--------------|----------|----------|--------------|--------------|----------|------------|----------|------------|----------|
| Aug 30       | UTEP     | 0        | 0.0-0        | 0.0-0        | 0        | 0-0        | 0        | 0-0        | 0        |
| Sept 6       | ASU      | 2        | 0.0-0        | 0.0-0        | 0        | 0-0        | 0        | 0-0        | 0        |
| Sept 20      | at NMSU  | 0        | 0.0-0        | 0.0-0        | 0        | 0-0        | 0        | 0-0        | 0        |
| Sept 26      | FS       |          |              |              |          |            |          |            |          |
| Oct 4        | at UTSA  |          |              |              |          |            |          |            |          |
| Oct 10       | SDSU     | 1        | 0.0-0        | 0.0-0        | 0        | 0-0        | 0        | 0-0        | 0        |
| Oct 18       | at AFA   | 0        | 0.0-0        | 0.0-0        | 0        | 0-0        | 0        | 0-0        | 0        |
| Nov 1        | at UNLV  | 0        | 0.0-0        | 0.0-0        | 0        | 0-0        | 0        | 0-0        | 0        |
| Nov 8        | BSU      | 0        | 0.0-0        | 0.0-0        | 0        | 0-0        | 0        | 0-0        | 0        |
| Nov 15       | at USU   | 0        | 0.0-0        | 0.0-0        | 0        | 0-0        | 0        | 0-0        | 0        |
| Nov 22       | at CSU   | 0        | 0.0-0        | 0.0-0        | 0        | 0-0        | 0        | 0-0        | 0        |
| Nov 29       | WYO      |          |              |              |          |            |          |            |          |
| <b>TOTAL</b> |          | <b>3</b> | <b>0.0-0</b> | <b>0.0-0</b> | <b>0</b> | <b>0-0</b> | <b>0</b> | <b>0-0</b> | <b>0</b> |

**2015**

| Date          | Opponent | TKL      | TFL-Yds      | Sack-Yds     | FF       | FR-Yds     | PBU      | INT-yds    | TD       |
|---------------|----------|----------|--------------|--------------|----------|------------|----------|------------|----------|
| Sept 5        | MVSU     | 0        | 0.0-0        | 0.0-0        | 0        | 1-0        | 0        | 0-0        | 0        |
| Sept 12       | Tulsa    | 0        | 0.0-0        | 0.0-0        | 0        | 0-0        | 0        | 0-0        | 0        |
| Sept 18       | at ASU   | 0        | 0.0-0        | 0.0-0        | 0        | 0-0        | 0        | 0-0        | 0        |
| Sept 26       | at WYO   | 0        | 0.0-0        | 0.0-0        | 0        | 0-0        | 0        | 0-0        | 0        |
| Oct 3         | NMSU     |          |              |              |          |            |          |            |          |
| Oct 10        | at UNR   |          |              |              |          |            |          |            |          |
| Oct 17        | HAW      |          |              |              |          |            |          |            |          |
| Oct 24        | at SJSU  |          |              |              |          |            |          |            |          |
| Nov 7         | USU      |          |              |              |          |            |          |            |          |
| Nov 14        | at BSU   |          |              |              |          |            |          |            |          |
| Nov 21        | CSU      |          |              |              |          |            |          |            |          |
| Nov 28        | AFA      |          |              |              |          |            |          |            |          |
| <b>TOTAL</b>  |          | <b>0</b> | <b>0.0-0</b> | <b>0.0-0</b> | <b>0</b> | <b>1-0</b> | <b>0</b> | <b>0-0</b> | <b>0</b> |
| <b>CAREER</b> |          | <b>3</b> | <b>0.0-0</b> | <b>0.0-0</b> | <b>0</b> | <b>0-0</b> | <b>0</b> | <b>0-0</b> | <b>0</b> |

**DL - #91 Nik D'Avanzo**

**2013**

| Date         | Opponent | TKL       | TFL-Yds       | Sack-Yds      | FF       | FR-Yds     | PBU      | INT-yds    | TD       |
|--------------|----------|-----------|---------------|---------------|----------|------------|----------|------------|----------|
| Aug 31       | UTSA     | 2         | 0.0-0         | 0.0-0         | 0        | 0-0        | 0        | 0-0        | 0        |
| Sept 7       | at UTEP  | 7         | 0.0-0         | 0.0-0         | 0        | 0-0        | 0        | 0-0        | 0        |
| Sept 14      | at Pitt  | 0         | 0.0-0         | 0.0-0         | 0        | 0-0        | 0        | 0-0        | 0        |
| Sept 28      | UNLV     | 1         | 0.0-0         | 0.0-0         | 0        | 0-0        | 0        | 0-0        | 0        |
| Oct 5        | NMSU     | 2         | 0.0-0         | 0.0-0         | 0        | 0-0        | 0        | 0-0        | 0        |
| Oct 12       | at Wyo   | 4         | 0.0-0         | 0.0-0         | 0        | 0-0        | 0        | 0-0        | 0        |
| Oct 19       | USU      | 6         | 0.5-1         | 0.0-0         | 0        | 0-0        | 0        | 0-0        | 0        |
| Nov 2        | at SDSU  | 1         | 1.0-11        | 1.0-11        | 0        | 0-0        | 0        | 0-0        | 0        |
| Nov 8        | AFA      | 4         | 0.0-0         | 0.0-0         | 0        | 0-0        | 0        | 0-0        | 0        |
| Nov 16       | CSU      | 1         | 0.0-0         | 0.0-0         | 0        | 0-0        | 0        | 0-0        | 0        |
| Nov 23       | at FS    | 1         | 1.0-2         | 0.0-0         | 1        | 0-0        | 0        | 0-0        | 0        |
| Nov 30       | at BSU   | 2         | 0.5-0         | 0.0-0         | 0        | 0-0        | 0        | 0-0        | 0        |
| <b>TOTAL</b> |          | <b>31</b> | <b>3.0-14</b> | <b>1.0-11</b> | <b>1</b> | <b>0-0</b> | <b>0</b> | <b>0-0</b> | <b>0</b> |

**2014**

| Date         | Opponent | TKL       | TFL-Yds       | Sack-Yds      | FF       | FR-Yds     | PBU      | INT-yds    | TD       |
|--------------|----------|-----------|---------------|---------------|----------|------------|----------|------------|----------|
| Aug 30       | UTEP     |           |               |               |          |            |          |            |          |
| Sept 6       | ASU      | 2         | 0.0-0         | 0.0-0         | 0        | 1-0        | 0        | 0-0        | 0        |
| Sept 20      | at NMSU  | 9         | 0.5-1         | 0.0-0         | 0        | 0-0        | 0        | 0-0        | 0        |
| Sept 26      | FS       | 6         | 0.0-0         | 0.0-0         | 0        | 0-0        | 0        | 0-0        | 0        |
| Oct 4        | at UTSA  | 2         | 0.0-0         | 0.0-0         | 0        | 0-0        | 0        | 0-0        | 0        |
| Oct 10       | SDSU     | 4         | 0.0-0         | 0.0-0         | 0        | 0-0        | 0        | 0-0        | 0        |
| Oct 18       | at AFA   | 5         | 1.0-2         | 0.0-0         | 0        | 0-0        | 0        | 0-0        | 0        |
| Nov 1        | at UNLV  | 7         | 2.0-9         | 1.0-7         | 0        | 0-0        | 0        | 0-0        | 0        |
| Nov 8        | BSU      | 6         | 0.0-0         | 0.0-0         | 0        | 0-0        | 0        | 0-0        | 0        |
| Nov 15       | at USU   | 3         | 2.0-8         | 2.0-8         | 0        | 0-0        | 0        | 0-0        | 0        |
| Nov 22       | at CSU   | 3         | 0.0-0         | 0.0-0         | 0        | 1-0        | 0        | 0-0        | 0        |
| Nov 29       | WYO      | 5         | 1.5-8         | 1.5-8         | 0        | 0-0        | 0        | 0-0        | 0        |
| <b>TOTAL</b> |          | <b>52</b> | <b>7.0-28</b> | <b>4.5-23</b> | <b>0</b> | <b>2-0</b> | <b>0</b> | <b>0-0</b> | <b>0</b> |

**2015**

| Date          | Opponent | TKL       | TFL-Yds        | Sack-Yds      | FF       | FR-Yds     | PBU      | INT-yds    | TD       |
|---------------|----------|-----------|----------------|---------------|----------|------------|----------|------------|----------|
| Sept 5        | MVSU     | 4         | 1.5-8          | 0.5-4         | 0        | 1-0        | 0        | 0-0        | 0        |
| Sept 12       | Tulsa    | 1         | 0.0-0          | 0.0-0         | 0        | 0-0        | 0        | 0-0        | 0        |
| Sept 18       | at ASU   | 2         | 0.0-0          | 0.0-0         | 0        | 0-0        | 0        | 0-0        | 0        |
| Sept 26       | at WYO   | 3         | 0.5-1          | 0.0-0         | 0        | 0-0        | 0        | 0-0        | 0        |
| Oct 3         | NMSU     |           |                |               |          |            |          |            |          |
| Oct 10        | at UNR   |           |                |               |          |            |          |            |          |
| Oct 17        | HAW      |           |                |               |          |            |          |            |          |
| Oct 24        | at SJSU  |           |                |               |          |            |          |            |          |
| Nov 7         | USU      |           |                |               |          |            |          |            |          |
| Nov 14        | at BSU   |           |                |               |          |            |          |            |          |
| Nov 21        | CSU      |           |                |               |          |            |          |            |          |
| Nov 28        | AFA      |           |                |               |          |            |          |            |          |
| <b>TOTAL</b>  |          | <b>10</b> | <b>2.0-9</b>   | <b>0.5-4</b>  | <b>0</b> | <b>1-0</b> | <b>0</b> | <b>0-0</b> | <b>0</b> |
| <b>CAREER</b> |          | <b>92</b> | <b>12.0-51</b> | <b>6.0-38</b> | <b>1</b> | <b>3-0</b> | <b>0</b> | <b>0-0</b> | <b>0</b> |

**DL - #92 William Udeh**  
**2013**

| Date         | Opponent | TKL      | TFL-Yds      | Sack-Yds     | FF       | FR-Yds     | PBU      | INT-yds    | TD       |
|--------------|----------|----------|--------------|--------------|----------|------------|----------|------------|----------|
| Aug 31       | UTSA     |          |              |              |          |            |          |            |          |
| Sept 7       | at UTEP  | 1        | 0.0-0        | 0.0-0        | 0        | 0-0        | 0        | 0-0        | 0        |
| Sept 14      | at Pitt  | 0        | 0.0-0        | 0.0-0        | 0        | 0-0        | 0        | 0-0        | 0        |
| Sept 28      | UNLV     |          |              |              |          |            |          |            |          |
| Oct 5        | NMSU     | 1        | 0.0-0        | 0.0-0        | 0        | 0-0        | 0        | 0-0        | 0        |
| Oct 12       | at Wyo   | 0        | 0.0-0        | 0.0-0        | 0        | 0-0        | 0        | 0-0        | 0        |
| Oct 19       | USU      | 0        | 0.0-0        | 0.0-0        | 0        | 0-0        | 0        | 0-0        | 0        |
| Nov 2        | at SDSU  | 0        | 0.0-0        | 0.0-0        | 0        | 0-0        | 0        | 0-0        | 0        |
| Nov 8        | AFA      | 1        | 0.0-0        | 0.0-0        | 0        | 0-0        | 0        | 0-0        | 0        |
| Nov 16       | CSU      | 1        | 0.0-0        | 0.0-0        | 0        | 0-0        | 0        | 0-0        | 0        |
| Nov 23       | at FS    | 3        | 0.0-0        | 0.0-0        | 0        | 0-0        | 0        | 0-0        | 0        |
| Nov 30       | at BSU   | 0        | 0.0-0        | 0.0-0        | 0        | 0-0        | 0        | 0-0        | 0        |
| <b>TOTAL</b> |          | <b>7</b> | <b>0.0-0</b> | <b>0.0-0</b> | <b>0</b> | <b>0-0</b> | <b>0</b> | <b>0-0</b> | <b>0</b> |

**2014**

| Date         | Opponent | TKL       | TFL-Yds       | Sack-Yds      | FF       | FR-Yds     | PBU      | INT-yds    | TD       |
|--------------|----------|-----------|---------------|---------------|----------|------------|----------|------------|----------|
| Aug 30       | UTEP     | 0         | 0.0-0         | 0.0-0         | 0        | 0-0        | 0        | 0-0        | 0        |
| Sept 6       | ASU      | 0         | 0.0-0         | 0.0-0         | 0        | 0-0        | 0        | 0-0        | 0        |
| Sept 20      | at NMSU  |           |               |               |          |            |          |            |          |
| Sept 26      | FS       | 1         | 0.0-0         | 0.0-0         | 0        | 0-0        | 0        | 0-0        | 0        |
| Oct 4        | at UTSA  | 4         | 1.5-5         | 0.5-4         | 0        | 0-0        | 1        | 0-0        | 0        |
| Oct 10       | SDSU     | 2         | 0.0-0         | 0.0-0         | 0        | 0-0        | 0        | 0-0        | 0        |
| Oct 18       | at AFA   | 4         | 0.0-0         | 0.0-0         | 0        | 0-0        | 0        | 0-0        | 0        |
| Nov 1        | at UNLV  | 2         | 0.0-0         | 0.0-0         | 0        | 0-0        | 0        | 0-0        | 0        |
| Nov 8        | BSU      | 1         | 0.0-0         | 0.0-0         | 0        | 0-0        | 0        | 0-0        | 0        |
| Nov 15       | at USU   | 2         | 1.0-7         | 1.0-7         | 0        | 0-0        | 0        | 0-0        | 0        |
| Nov 22       | at CSU   | 2         | 0.0-0         | 0.0-0         | 0        | 0-0        | 0        | 0-0        | 0        |
| Nov 29       | WYO      |           |               |               |          |            |          |            |          |
| <b>TOTAL</b> |          | <b>18</b> | <b>2.5-12</b> | <b>1.5-11</b> | <b>0</b> | <b>0-0</b> | <b>1</b> | <b>0-0</b> | <b>0</b> |

**2015**

| Date          | Opponent | TKL       | TFL-Yds       | Sack-Yds      | FF       | FR-Yds     | PBU      | INT-yds    | TD       |
|---------------|----------|-----------|---------------|---------------|----------|------------|----------|------------|----------|
| Sept 5        | MVSU     | 2         | 0.0-0         | 0.0-0         | 0        | 0-0        | 0        | 0-0        | 0        |
| Sept 12       | Tulsa    | 2         | 0.0-0         | 0.0-0         | 0        | 0-0        | 0        | 0-0        | 0        |
| Sept 18       | at ASU   | 1         | 0.0-0         | 0.0-0         | 0        | 0-0        | 0        | 0-0        | 0        |
| Sept 26       | at WYO   | 2         | 0.0-0         | 0.0-0         | 0        | 0-0        | 0        | 0-0        | 0        |
| Oct 3         | NMSU     |           |               |               |          |            |          |            |          |
| Oct 10        | at UNR   |           |               |               |          |            |          |            |          |
| Oct 17        | HAW      |           |               |               |          |            |          |            |          |
| Oct 24        | at SJSU  |           |               |               |          |            |          |            |          |
| Nov 7         | USU      |           |               |               |          |            |          |            |          |
| Nov 14        | at BSU   |           |               |               |          |            |          |            |          |
| Nov 21        | CSU      |           |               |               |          |            |          |            |          |
| Nov 28        | AFA      |           |               |               |          |            |          |            |          |
| <b>TOTAL</b>  |          | <b>7</b>  | <b>0.0-0</b>  | <b>0.0-0</b>  | <b>0</b> | <b>0-0</b> | <b>0</b> | <b>0-0</b> | <b>0</b> |
| <b>CAREER</b> |          | <b>32</b> | <b>2.5-12</b> | <b>1.5-11</b> | <b>0</b> | <b>0-0</b> | <b>1</b> | <b>0-0</b> | <b>0</b> |

**DL - #95 Garrett Hughes**

**2014**

| Date         | Opponent | TKL      | TFL-Yds      | Sack-Yds     | FF       | FR-Yds     | PBU      | INT-yds    | TD       |
|--------------|----------|----------|--------------|--------------|----------|------------|----------|------------|----------|
| Aug 30       | UTEP     | 1        | 0.0-0        | 0.0-0        | 0        | 0-0        | 0        | 0-0        | 0        |
| Sept 6       | ASU      | 1        | 0.0-0        | 0.0-0        | 0        | 0-0        | 0        | 0-0        | 0        |
| Sept 20      | at NMSU  | 0        | 0.0-0        | 0.0-0        | 0        | 0-0        | 0        | 0-0        | 0        |
| Sept 26      | FS       | 0        | 0.0-0        | 0.0-0        | 0        | 0-0        | 0        | 0-0        | 0        |
| Oct 4        | at UTSA  |          |              |              |          |            |          |            |          |
| Oct 10       | SDSU     | 0        | 0.0-0        | 0.0-0        | 0        | 0-0        | 0        | 0-0        | 0        |
| Oct 18       | at AFA   | 0        | 0.0-0        | 0.0-0        | 0        | 0-0        | 0        | 0-0        | 0        |
| Nov 1        | at UNLV  | 1        | 0.0-0        | 0.0-0        | 0        | 0-0        | 0        | 0-0        | 0        |
| Nov 8        | BSU      | 0        | 0.0-0        | 0.0-0        | 0        | 0-0        | 0        | 0-0        | 0        |
| Nov 15       | at USU   | 0        | 0.0-0        | 0.0-0        | 0        | 0-0        | 0        | 0-0        | 0        |
| Nov 22       | at CSU   | 1        | 0.0-0        | 0.0-0        | 1        | 0-0        | 0        | 0-0        | 0        |
| Nov 29       | WYO      | 0        | 0.0-0        | 0.0-0        | 0        | 0-0        | 1        | 0-0        | 0        |
| <b>TOTAL</b> |          | <b>4</b> | <b>0.0-0</b> | <b>0.0-0</b> | <b>1</b> | <b>0-0</b> | <b>1</b> | <b>0-0</b> | <b>0</b> |

**2015**

| Date          | Opponent | TKL       | TFL-Yds       | Sack-Yds      | FF       | FR-Yds     | PBU      | INT-yds    | TD       |
|---------------|----------|-----------|---------------|---------------|----------|------------|----------|------------|----------|
| Sept 5        | MVSU     | 2         | 1.0-5         | 1.0-5         | 0        | 0-0        | 0        | 0-0        | 0        |
| Sept 12       | Tulsa    | 4         | 2.0-7         | 1.0-6         | 0        | 0-0        | 0        | 0-0        | 0        |
| Sept 18       | at ASU   | 2         | 0.0-0         | 0.0-0         | 0        | 0-0        | 0        | 0-0        | 0        |
| Sept 26       | at WYO   | 1         | 0.5-2         | 0.0-0         | 0        | 0-0        | 1        | 0-0        | 0        |
| Oct 3         | NMSU     |           |               |               |          |            |          |            |          |
| Oct 10        | at UNR   |           |               |               |          |            |          |            |          |
| Oct 17        | HAW      |           |               |               |          |            |          |            |          |
| Oct 24        | at SJSU  |           |               |               |          |            |          |            |          |
| Nov 7         | USU      |           |               |               |          |            |          |            |          |
| Nov 14        | at BSU   |           |               |               |          |            |          |            |          |
| Nov 21        | CSU      |           |               |               |          |            |          |            |          |
| Nov 28        | AFA      |           |               |               |          |            |          |            |          |
| <b>TOTAL</b>  |          | <b>9</b>  | <b>3.5-14</b> | <b>2.0-11</b> | <b>0</b> | <b>0-0</b> | <b>1</b> | <b>0-0</b> | <b>0</b> |
| <b>CAREER</b> |          | <b>13</b> | <b>3.5-14</b> | <b>2.0-11</b> | <b>1</b> | <b>0-0</b> | <b>2</b> | <b>0-0</b> | <b>0</b> |

**DL - #96 Johnny Williams**  
**2015**

| Date | Opponent | TKL | T |
|------|----------|-----|---|
|------|----------|-----|---|

**MISSISSIPPI VALLEY ST (0-3, 0-2 SWAC)**

|        |                    |            |
|--------|--------------------|------------|
| Sep 5  | at New Mexico      | L 0-66     |
| Sep 10 | vs. Southern U     | L 13-50    |
| Sep 19 | at Alcorn State    | L 14-55    |
| Sep 26 | vs. Alabama State  | 7:00 PM ET |
| Oct 3  | at Jacksonville St | 2:00 PM ET |
| Oct 10 | at Prairie View    | 3:00 PM ET |
| Oct 17 | vs. Texas Southern | 3:00 PM ET |
| Oct 24 | at Grambling St    | 3:00 PM ET |
| Oct 31 | vs. Jackson State  | 3:00 PM ET |
| Nov 7  | at Alabama A&M     | 2:00 PM ET |
| Nov 14 | Open               |            |
| Nov 21 | vs. Ark-Pine Bluff | 2:00 PM ET |

**TULSA (2-1, 0-0 AAC)**

|        |                  |              |
|--------|------------------|--------------|
| Sep 5  | vs. Fla Atlantic | W 47-44 (OT) |
| Sep 12 | at New Mexico    | W 40-21      |
| Sep 19 | at Oklahoma      | L 38-52      |
| Sep 26 | Open             |              |
| Oct 3  | vs. Houston      | TBA          |
| Oct 10 | vs. ULM          | TBA          |
| Oct 17 | at East Carolina | TBA          |
| Oct 23 | vs. Memphis      | 8:00 PM      |
| Oct 31 | at SMU           | TBA          |
| Nov 7  | vs. UCF          | TBA          |
| Nov 14 | at Cincinnati    | TBA          |
| Nov 21 | vs. Navy         | TBA          |
| Nov 27 | at Tulane        | TBA          |

**ARIZONA STATE (2-1, 0-0 PAC-12)**

|        |                  |          |
|--------|------------------|----------|
| Sep 5  | at Texas A&M     | L 17-38  |
| Sep 12 | vs. Cal Poly     | W 35-21  |
| Sep 18 | vs. New Mexico   | W 34-10  |
| Sep 26 | vs. USC          | TBA      |
| Oct 3  | at UCLA          | TBA      |
| Oct 10 | vs. Colorado     | TBA      |
| Oct 17 | at Utah          | TBA      |
| Oct 24 | Open             |          |
| Oct 29 | vs. Oregon       | 10:30 PM |
| Nov 7  | at Washington St | TBA      |
| Nov 14 | vs. Washington   | TBA      |
| Nov 21 | vs. Arizona      | TBA      |
| Nov 28 | at California    | TBA      |

**WYOMING (0-3, 0-0 MW)**

|        |                    |          |
|--------|--------------------|----------|
| Sep 5  | vs. North Dakota   | L 13-24  |
| Sep 12 | vs. Eastern Mich   | L 29-48  |
| Sep 19 | at Washington St   | L 14-31  |
| Sep 26 | vs. New Mexico     | 3:00 PM  |
| Oct 3  | at Appalachian St  | TBA      |
| Oct 10 | at Air Force       | TBA      |
| Oct 17 | vs. Nevada         | TBA      |
| Oct 24 | at Boise State     | TBA      |
| Oct 30 | at Utah State      | 10:15 PM |
| Nov 7  | vs. Colorado State | TBA      |
| Nov 14 | at San Diego St    | 10:30 PM |
| Nov 21 | Open               |          |
| Nov 28 | vs. UNLV           | 2:00 PM  |

**NEW MEXICO STATE (0-3, 0-1 SUN BELT)**

|        |                    |              |
|--------|--------------------|--------------|
| Sep 5  | at Florida         | L 13-61      |
| Sep 12 | vs. Georgia State  | L 32-34      |
| Sep 19 | vs. Texas-El Paso  | L 47-50 (OT) |
| Sep 26 | Open               |              |
| Oct 3  | at New Mexico      | 8:00 PM      |
| Oct 10 | at Ole Miss        | TBA          |
| Oct 17 | at Ga Southern     | TBA          |
| Oct 24 | vs. Troy           | TBA          |
| Oct 31 | vs. Idaho          | TBA          |
| Nov 7  | at Texas State     | TBA          |
| Nov 14 | Open               |              |
| Nov 21 | at Louisiana       | TBA          |
| Nov 28 | vs. Arkansas State | TBA          |
| Dec 5  | at ULM             | TBA          |

**NEVADA (1-2, 0-0 MW)**

|        |                  |          |
|--------|------------------|----------|
| Sep 3  | vs. UC Davis     | W 31-17  |
| Sep 12 | vs. #22 Arizona  | L 20-44  |
| Sep 19 | at #17 Texas A&M | L 27-44  |
| Sep 26 | at Buffalo       | TBA      |
| Oct 3  | vs. UNLV         | 7:00 PM  |
| Oct 10 | vs. New Mexico   | 7:00 PM  |
| Oct 17 | at Wyoming       | TBA      |
| Oct 24 | vs. Hawaii       | 4:00 PM  |
| Oct 31 | Open             |          |
| Nov 5  | at Fresno State  | 10:30 PM |
| Nov 14 | vs. San Jose St  | 4:00 PM  |
| Nov 21 | at Utah State    | TBA      |
| Nov 28 | at San Diego St  | TBA      |

**HAWAII (2-1, 0-0 MW)**

|        |                  |          |
|--------|------------------|----------|
| Sep 3  | vs. Colorado     | W 28-20  |
| Sep 12 | at #1 Ohio State | L 0-38   |
| Sep 19 | vs. UC Davis     | W 47-27  |
| Sep 26 | at Wisconsin     | 8:00 PM  |
| Oct 3  | at Boise State   | TBA      |
| Oct 10 | vs. San Diego St | 8:00 PM  |
| Oct 17 | at New Mexico    | 7:00 PM  |
| Oct 24 | at Nevada        | 4:00 PM  |
| Oct 31 | vs. Air Force    | 9:30 PM  |
| Nov 7  | at UNLV          | TBA      |
| Nov 14 | vs. Fresno State | 11:00 PM |
| Nov 21 | vs. San Jose St  | TBA      |
| Nov 28 | vs. ULM          | TBA      |

**SAN JOSE STATE (1-2, 0-1 MW)**

|        |                   |          |
|--------|-------------------|----------|
| Sep 3  | vs. New Hampshire | W 43-13  |
| Sep 12 | at Air Force      | L 16-37  |
| Sep 19 | at Oregon State   | L 21-35  |
| Sep 26 | vs. Fresno State  | 10:30 PM |
| Oct 3  | at Auburn         | TBA      |
| Oct 10 | at UNLV           | TBA      |
| Oct 17 | vs. San Diego St  | TBA      |
| Oct 24 | vs. New Mexico    | 7:00 PM  |
| Oct 31 | Open              |          |
| Nov 6  | vs. BYU           | 11:30 PM |
| Nov 14 | at Nevada         | 4:00 PM  |
| Nov 21 | at Hawaii         | TBA      |
| Nov 27 | vs. Boise State   | 3:30 PM  |

**UTAH STATE (1-2, 0-0 MW)**

|        |                    |          |
|--------|--------------------|----------|
| Sep 3  | vs. Southern Utah  | W 12-9   |
| Sep 11 | at #24 Utah        | L 14-24  |
| Sep 19 | at Washington      | L 17-31  |
| Sep 26 | Open               |          |
| Oct 3  | vs. Colorado State | TBA      |
| Oct 10 | at Fresno State    | 10:30 PM |
| Oct 16 | vs. Boise State    | 9:00 PM  |
| Oct 23 | at San Diego St    | 10:30 PM |
| Oct 30 | vs. Wyoming        | 10:15 PM |
| Nov 7  | at New Mexico      | 3:30 PM  |
| Nov 14 | at Air Force       | TBA      |
| Nov 21 | vs. Nevada         | TBA      |
| Nov 28 | vs. BYU            | 3:30 PM  |

**BOISE STATE (2-1, 0-0 MW)**

|        |                   |         |
|--------|-------------------|---------|
| Sep 4  | vs. Washington    | W 16-13 |
| Sep 12 | at BYU            | L 24-35 |
| Sep 18 | vs. Idaho State   | W 52-0  |
| Sep 25 | at Virginia       | 8:00 PM |
| Oct 3  | vs. Hawaii        | TBA     |
| Oct 10 | at Colorado State | 7:00 PM |
| Oct 16 | at Utah State     | 9:00 PM |
| Oct 24 | vs. Wyoming       | TBA     |
| Oct 31 | at UNLV           | TBA     |
| Nov 7  | Open              |         |
| Nov 14 | vs. New Mexico    | TBA     |
| Nov 20 | vs. Air Force     | 9:30 PM |
| Nov 27 | at San Jose St    | 3:30 PM |

**COLORADO STATE (1-2, 0-0 MW)**

|        |                    |              |
|--------|--------------------|--------------|
| Sep 5  | vs. Savannah State | W 65-13      |
| Sep 12 | vs. Minnesota      | L 20-23 (OT) |
| Sep 19 | vs. Colorado       | L 24-27 (OT) |
| Sep 26 | at TX-San Antonio  | 7:00 PM      |
| Oct 3  | at Utah State      | TBA          |
| Oct 10 | vs. Boise State    | 7:00 PM      |
| Oct 17 | vs. Air Force      | 3:30 PM      |
| Oct 24 | Open               |              |
| Oct 31 | vs. San Diego St   | 3:30 PM      |
| Nov 7  | at Wyoming         | TBA          |
| Nov 14 | vs. UNLV           | 7:00 PM      |
| Nov 21 | at New Mexico      | 5:30 PM      |
| Nov 28 | at Fresno State    | 9:00 PM      |

**AIR FORCE (2-1, 1-0 MW)**

|        |                      |         |
|--------|----------------------|---------|
| Sep 5  | vs. Morgan State     | W 63-7  |
| Sep 12 | vs. San Jose St      | W 37-16 |
| Sep 19 | at #4 Michigan State | L 21-35 |
| Sep 26 | Open                 |         |
| Oct 3  | at Navy              | 3:30 PM |
| Oct 10 | vs. Wyoming          | TBA     |
| Oct 17 | at Colorado State    | 3:30 PM |
| Oct 24 | vs. Fresno State     | TBA     |
| Oct 31 | at Hawaii            | 9:30 PM |
| Nov 7  | vs. Army West Point  | TBA     |
| Nov 14 | vs. Utah State       | TBA     |
| Nov 20 | at Boise State       | 9:30 PM |
| Nov 28 | at New Mexico        | TBA     |

**THE DAVIE FILE**

**Born:** Sept. 30, 1954  
**Birthplace:** Sewickley, Pa.  
**Alma Mater:** Youngstown State, 1977  
**Playing Experience:** Youngstown State, 1975-76  
**Family:** Wife, Joanne; daughter Audra, son, Clay

**Bowl Games Coached:**


(corresponding to the season, not the actual year of the bowl game)  
 2000 Fiesta Bowl  
 1998 Gator Bowl  
 1997 Independence Bowl  
 1995 Orange Bowl  
 1994 Fiesta Bowl  
 1993 Cotton Bowl  
 1992 Cotton Bowl  
 1991 Cotton Bowl  
 1990 Holiday Bowl  
 1989 Sun Bowl  
 1987 Cotton Bowl  
 1986 Cotton Bowl  
 1985 Cotton Bowl  
 1982 Cotton Bowl  
 1981 Sugar Bowl  
 1980 Gator Bowl  
 1979 Fiesta Bowl  
 1977 Gator Bowl

**Head Coaching Experience**

| Year                        | School     | Record | Bowl              |
|-----------------------------|------------|--------|-------------------|
| 2015                        | New Mexico | 2-2    |                   |
| 2014                        | New Mexico | 4-8    | -                 |
| 2013                        | New Mexico | 3-9    | -                 |
| 2012                        | New Mexico | 4-9    | -                 |
| 2001                        | Notre Dame | 5-6    | -                 |
| 2000                        | Notre Dame | 9-3    | Fiesta Bowl       |
| 1999                        | Notre Dame | 5-7    | -                 |
| 1998                        | Notre Dame | 9-3    | Gator Bowl        |
| 1997                        | Notre Dame | 7-6    | Independence Bowl |
| <b>Career record: 48-53</b> |            |        |                   |

**Assistant Coaching Experience**

| Year | School     | Position              |
|------|------------|-----------------------|
| 1996 | Notre Dame | Defensive Coordinator |
| 1995 | Notre Dame | Defensive Coordinator |
| 1994 | Notre Dame | Defensive Coordinator |
| 1993 | Texas A&M  | Defensive Coordinator |
| 1992 | Texas A&M  | Defensive Coordinator |
| 1991 | Texas A&M  | Defensive Coordinator |
| 1990 | Texas A&M  | Defensive Coordinator |
| 1989 | Texas A&M  | Defensive Coordinator |
| 1988 | Texas A&M  | Outside Linebackers   |
| 1987 | Texas A&M  | Outside Linebackers   |
| 1986 | Texas A&M  | Outside Linebackers   |
| 1985 | Texas A&M  | Outside Linebackers   |
| 1984 | Tulane     | DC./Asst. Head Coach  |
| 1983 | Tulane     | DC./Asst. Head Coach  |
| 1982 | Pittsburgh | Linebackers           |
| 1981 | Pittsburgh | Linebackers           |
| 1980 | Pittsburgh | Linebackers           |
| 1979 | Arizona    | Linebackers           |
| 1978 | Arizona    | Linebackers           |
| 1977 | Pittsburgh | Graduate Assistant    |



With the foundation now starting to take shape, Bob Davie enters his fourth season as coach at New Mexico.  
 Davie's 11 wins in three seasons nearly quadruples the program's total from the three seasons prior to his arrival, but it's how he has been able to do it that is what has Lobo fans excited for the upcoming seasons.  
 Davie has completely flipped the roster, with over 90% of the players on the 2014 roster recruited by his staff, and all but five for the 2015. New Mexico's three fifth-year seniors were the fewest of any non-service academy in the nation, and 2015 will be more of the same with just two fifth-year seniors on the roster.  
 Davie has also done it with a New Mexico flavor, getting major contributions from local and state players, including 2014's leading receiver Jeric Magnant, 2014's second-leading scorer Zack Rogers, and starters such as quarterback Cole Gautsche and running back David Anaya.  
 And the success and improvement isn't just on the field ... it's off it. In three seasons under Davie, the Lobos have picked up 50 Mountain West All-Academic selections, including a program record 20 in 2014, and 16 in 2013, the second-best total for football in school history. UNM also had five Mountain West Scholar-Athletes in 2013, the second-best total among the MW's 12 football programs.  
 Over the course of 2012-13 and 2013-14, the football team posted the highest back to back football team GPAs in school history.  
 The 2014 Lobos also featured three players on the Capital One/CoSIDA All-District team in Reece White, Garrett Adcock and Dakota Cox. The three players were exactly half of the honorees in the Mountain West as the rest of the league had three players combined.  
 The 2014 season was another huge stepping stone for the program, one that saw the Lobos improve their win total from a season ago, and one that saw the Lobos competitive in

basically every game, no matter the stature of their opponent.  
 New Mexico went 4-8 in 2014, a one-game improvement from 2013, but the improvement was certainly bigger than the win column. The Lobos shaved a full touchdown off of their points allowed, and 14.5 points off their defensive average against unranked opponents from a year ago.  
 The 2014 Lobos again represented the Davie way of doing things, rushing the ball consistently. After Air Force's led the Mountain West in rushing for every year of the league's existence from 1999 (14 in all), UNM repeated as conference rushing champion in 2014. The Lobos' 301.4-yard average per game ranked fourth nationally, and UNM is the only team in the last three years to average 300 yards per game on the ground and finish in the top five nationally. The Lobos were in the top five nationally in runs of 10, 20, 30, 40, 50 and 60 yards as well.  
 The Lobos also saw some success through the air, with seven touchdowns on the season and an average of 89.1 yards per game.  
 Once again, UNM's special teams lived up to billing, with UNM leading the Mountain West in average return with a 22.4-yard average. UNM was the only school to return a kickoff for a touchdown, and it accomplished that twice, with two different returners. The kickoff return for a touchdown has become a hallmark of the Bob Davie era, as UNM now has seven kickoff returns for touchdowns in his three years as the head coach.

**UNDER DAVIE...**

| <b>NEW MEXICO RECORD WHEN</b>         | <b>2012</b> | <b>2013</b> | <b>2014</b> | <b>2015</b> | <b>OVERALL</b> |
|---------------------------------------|-------------|-------------|-------------|-------------|----------------|
| Lobos lead after 1st quarter          | 4-3         | 3-2         | 3-2         | 2-1         | 12-8           |
| Lobos trail after 1st quarter         | 0-5         | 0-7         | 0-4         | 0-0         | 0-16           |
| Score tied after 1st quarter          | 0-1         | 0-0         | 1-2         | 0-1         | 1-4            |
| Lobos lead after halftime             | 4-1         | 2-1         | 3-2         | 2-0         | 11-4           |
| Lobos trail after halftime            | 0-8         | 0-7         | 1-5         | 0-2         | 1-22           |
| Score tied after halftime             | 0-0         | 1-1         | 0-1         | 0-0         | 1-2            |
| Lobos lead after 3rd quarter          | 4-0         | 2-0         | 2-1         | 2-0         | 10-1           |
| Lobos trail after 3rd quarter         | 0-9         | 1-8         | 2-7         | 0-2         | 3-26           |
| Score tied after 3rd quarter          | 0-0         | 0-1         | 0-0         | 0-0         | 0-1            |
| <b>SCHEDULE BREAKDOWN</b>             | <b>2012</b> | <b>2013</b> | <b>2014</b> | <b>2015</b> | <b>OVERALL</b> |
| Overall                               | 4-9         | 3-9         | 4-8         | 2-2         | 13-28          |
| August                                | 0-0         | 0-1         | 0-1         | 0-0         | 0-2            |
| September                             | 2-3         | 2-2         | 1-2         | 2-2         | 7-9            |
| October                               | 2-2         | 0-2         | 1-2         | 0-0         | 3-6            |
| November                              | 0-4         | 1-4         | 2-3         | 0-0         | 3-11           |
| <b>CONFERENCE GAMES</b>               | <b>2012</b> | <b>2013</b> | <b>2014</b> | <b>2015</b> | <b>OVERALL</b> |
| Home                                  | 0-4         | 1-3         | 1-3         | 0-0         | 2-10           |
| Road                                  | 1-3         | 0-4         | 1-3         | 1-0         | 3-10           |
| <b>NON-CONFERENCE GAMES</b>           | <b>2012</b> | <b>2013</b> | <b>2014</b> | <b>2015</b> | <b>OVERALL</b> |
| Home                                  | 2-0         | 1-1         | 0-2         | 1-1         | 4-4            |
| Road                                  | 1-2         | 1-1         | 2-0         | 0-1         | 4-4            |
| <b>MISCELLANEOUS</b>                  | <b>2012</b> | <b>2013</b> | <b>2014</b> | <b>2015</b> | <b>OVERALL</b> |
| Games Decided by a TD or less (8 pts) | 0-5         | 2-3         | 3-3         | 0-0         | 5-11           |
| Games Decided by a FG or less (3 pts) | 0-1         | 0-0         | 2-0         | 0-0         | 2-1            |
| Games Played on Grass                 | 1-0         | 0-1         | 0-0         | 0-1         | 1-2            |
| Games Played on Turf                  | 3-9         | 3-8         | 4-8         | 2-1         | 12-26          |
| Day Games (start before 6 pm)         | 2-7         | 1-6         | 3-5         | 1-0         | 7-18           |
| Night Games (start 6 pm or later)     | 2-2         | 2-4         | 1-3         | 1-2         | 6-12           |
| vs. Ranked                            | 0-2         | 0-0         | 0-2         | 0-0         | 0-4            |
| Overtime                              | 0-0         | 1-0         | 0-0         | 0-0         | 1-0            |

**3rd-Down Conversions**

| Date         | Opponent           | Score   | Overall    | 1st Qtr   | 2nd Qtr   | 3rd Qtr   | 4th Qtr   | Overtime |
|--------------|--------------------|---------|------------|-----------|-----------|-----------|-----------|----------|
| Sep 05, 2015 | MISS. VALLEY STATE | W 66-0  | 5-10 50.0  | 0-1 0.0   | 1-3 33.3  | 2-2 100.0 | 2-4 50.0  |          |
| Sep 12, 2015 | TULSA              | L 21-40 | 4-15 26.7  | 3-5 60.0  | 0-5 0.0   | 1-3 33.3  | 0-2 0.0   |          |
| Sep 18, 2015 | at Arizona State   | L 10-34 | 9-21 42.9  | 3-7 42.9  | 4-5 80.0  | 1-4 25.0  | 1-5 20.0  |          |
| Sep 26, 2015 | at Wyoming         | W 38-28 | 5-12 41.7  | 0-1 0.0   | 2-3 66.7  | 1-3 33.3  | 2-5 40.0  |          |
| Oct 03, 2015 | NEW MEXICO STATE   |         |            |           |           |           |           |          |
| Oct 10, 2015 | at Nevada          |         |            |           |           |           |           |          |
| Oct 17, 2015 | HAWAII             |         |            |           |           |           |           |          |
| Oct 24, 2015 | at San Jose State  |         |            |           |           |           |           |          |
| Nov 07, 2015 | UTAH STATE         |         |            |           |           |           |           |          |
| Nov 14, 2015 | at Boise State     |         |            |           |           |           |           |          |
| Nov 21, 2015 | COLORADO STATE     |         |            |           |           |           |           |          |
| Nov 28, 2015 | AIR FORCE          |         |            |           |           |           |           |          |
|              | New Mexico         |         | 23-58 39.7 | 6-14 42.9 | 7-16 43.8 | 5-12 41.7 | 5-16 31.2 | 0-0 0.0  |
|              | Opponents          |         | 26-61 42.6 | 5-13 38.5 | 7-17 41.2 | 6-15 40.0 | 8-16 50.0 | 0-0 0.0  |

**4th-Down Conversions**

| Date         | Opponent           | Score   | Overall   | 1st Qtr   | 2nd Qtr   | 3rd Qtr   | 4th Qtr  | Overtime |
|--------------|--------------------|---------|-----------|-----------|-----------|-----------|----------|----------|
| Sep 05, 2015 | MISS. VALLEY STATE | W 66-0  | 2-3 66.7  | 0-0 0.0   | 1-1 100.0 | 0-0 0.0   | 1-2 50.0 |          |
| Sep 12, 2015 | TULSA              | L 21-40 | 2-3 66.7  | 1-1 100.0 | 0-0 0.0   | 0-0 0.0   | 1-2 50.0 |          |
| Sep 18, 2015 | at Arizona State   | L 10-34 | 1-1 100.0 | 1-1 100.0 | 0-0 0.0   | 0-0 0.0   | 0-0 0.0  |          |
| Sep 26, 2015 | at Wyoming         | W 38-28 | 1-1 100.0 | 0-0 0.0   | 0-0 0.0   | 1-1 100.0 | 0-0 0.0  |          |
| Oct 03, 2015 | NEW MEXICO STATE   |         |           |           |           |           |          |          |
| Oct 10, 2015 | at Nevada          |         |           |           |           |           |          |          |
| Oct 17, 2015 | HAWAII             |         |           |           |           |           |          |          |
| Oct 24, 2015 | at San Jose State  |         |           |           |           |           |          |          |
| Nov 07, 2015 | UTAH STATE         |         |           |           |           |           |          |          |
| Nov 14, 2015 | at Boise State     |         |           |           |           |           |          |          |
| Nov 21, 2015 | COLORADO STATE     |         |           |           |           |           |          |          |
| Nov 28, 2015 | AIR FORCE          |         |           |           |           |           |          |          |
|              | New Mexico         |         | 6-8 75.0  | 2-2 100.0 | 1-1 100.0 | 1-1 100.0 | 2-4 50.0 | 0-0 0.0  |
|              | Opponents          |         | 3-5 60.0  | 0-1 0.0   | 2-2 100.0 | 0-0 0.0   | 1-2 50.0 | 0-0 0.0  |

**2015 STARTING LINEUPS**

**OFFENSE**

| OPPONENT | QB        | WR           | WR      | WR          | TE       | RB       | LT        | LG        | C      | RG        | RT      |
|----------|-----------|--------------|---------|-------------|----------|----------|-----------|-----------|--------|-----------|---------|
| MVSU     | L. Jordan | Gamblin      | Wiggins | Bundy       | R. White | Pressley | Henderson | Mahina    | Fonua  | Oldenkamp | Jenkins |
| TULSA    | L. Jordan | Gamblin      | Wiggins | Reed        | R. White | Pressley | Henderson | Oldenkamp | Mahina | Jenkins   | Adcock  |
| at ASU   | L. Jordan | Hart-Johnson | Bundy   | Gipson (RB) | R. White | Pressley | Henderson | Oldenkamp | Mahina | Jenkins   | Romine  |
| at WYO   |           |              |         |             |          |          |           |           |        |           |         |
| NMSU     |           |              |         |             |          |          |           |           |        |           |         |
| at UNR   |           |              |         |             |          |          |           |           |        |           |         |
| HAW      |           |              |         |             |          |          |           |           |        |           |         |
| at SJSU  |           |              |         |             |          |          |           |           |        |           |         |
| USU      |           |              |         |             |          |          |           |           |        |           |         |
| at BSU   |           |              |         |             |          |          |           |           |        |           |         |
| CSU      |           |              |         |             |          |          |           |           |        |           |         |
| AFA      |           |              |         |             |          |          |           |           |        |           |         |

**DEFENSE**

| OPPONENT | DE     | NT   | RE       | OLB    | MLB | RUSH LB  | LCB    | SS     | FS    | RCB      | BOSS   |
|----------|--------|------|----------|--------|-----|----------|--------|--------|-------|----------|--------|
| MVSU     | Hughes | Udeh | D'Avanzo | Carson | Cox | D. White | Byrd   | Santos | Henry | C. Jones | Crosby |
| TULSA    | Hughes | Udeh | D'Avanzo | Carson | Cox | D. White | Brown  | Santos | Henry | C. Jones | Crosby |
| at ASU   | Hughes | Udeh | D'Avanzo | Carson | Cox | D. White | Duncan | Santos | Henry | C. Jones | Crosby |
| at WYO   |        |      |          |        |     |          |        |        |       |          |        |
| NMSU     |        |      |          |        |     |          |        |        |       |          |        |
| at UNR   |        |      |          |        |     |          |        |        |       |          |        |
| HAW      |        |      |          |        |     |          |        |        |       |          |        |
| at SJSU  |        |      |          |        |     |          |        |        |       |          |        |
| USU      |        |      |          |        |     |          |        |        |       |          |        |
| at BSU   |        |      |          |        |     |          |        |        |       |          |        |
| CSU      |        |      |          |        |     |          |        |        |       |          |        |
| AFA      |        |      |          |        |     |          |        |        |       |          |        |

| Date           | Opponent           | Score   | Overall | Conference | Time | Attend |
|----------------|--------------------|---------|---------|------------|------|--------|
| Sep 05, 2015   | MISS. VALLEY STATE | W 66-0  | 1-0     | 0-0        | 3:05 | 21930  |
| Sep 12, 2015   | TULSA              | L 21-40 | 1-1     | 0-0        | 3:14 | 24167  |
| Sep 18, 2015   | at Arizona State   | L 10-34 | 1-2     | 0-0        | 3:11 | 43310  |
| * Sep 26, 2015 | at Wyoming         | W 38-28 | 2-2     | 1-0        | 3:02 | 18723  |
| Oct 03, 2015   | NEW MEXICO STATE   |         |         |            |      |        |
| * Oct 10, 2015 | at Nevada          |         |         |            |      |        |
| * Oct 17, 2015 | HAWAII             |         |         |            |      |        |
| * Oct 24, 2015 | at San Jose State  |         |         |            |      |        |
| * Nov 07, 2015 | UTAH STATE         |         |         |            |      |        |
| * Nov 14, 2015 | at Boise State     |         |         |            |      |        |
| * Nov 21, 2015 | COLORADO STATE     |         |         |            |      |        |
| * Nov 28, 2015 | AIR FORCE          |         |         |            |      |        |

**Team Statistics**

|                         | NM           | OPP          |
|-------------------------|--------------|--------------|
| SCORING                 | 135          | 102          |
| Points Per Game         | 33.8         | 25.5         |
| Points Off Turnovers    | 23           | 10           |
| FIRST DOWNS             | 74           | 84           |
| Rushing                 | 48           | 32           |
| Passing                 | 22           | 42           |
| Penalty                 | 4            | 10           |
| RUSHING YARDAGE         | 1049         | 479          |
| Yards gained rushing    | 1150         | 634          |
| Yards lost rushing      | 101          | 155          |
| Rushing Attempts        | 193          | 159          |
| Average Per Rush        | 5.4          | 3.0          |
| Average Per Game        | 262.2        | 119.8        |
| TDs Rushing             | 15           | 3            |
| PASSING YARDAGE         | 556          | 1052         |
| Comp-Att-Int            | 40-77-2      | 74-125-3     |
| Average Per Pass        | 7.2          | 8.4          |
| Average Per Catch       | 13.9         | 14.2         |
| Average Per Game        | 139.0        | 263.0        |
| TDs Passing             | 2            | 9            |
| TOTAL OFFENSE           | 1605         | 1531         |
| Total Plays             | 270          | 284          |
| Average Per Play        | 5.9          | 5.4          |
| Average Per Game        | 401.2        | 382.8        |
| KICK RETURNS: #-Yards   | 11-235       | 7-156        |
| PUNT RETURNS: #-Yards   | 4-24         | 4-11         |
| INT RETURNS: #-Yards    | 3-40         | 2-14         |
| KICK RETURN AVERAGE     | 21.4         | 22.3         |
| PUNT RETURN AVERAGE     | 6.0          | 2.8          |
| INT RETURN AVERAGE      | 13.3         | 7.0          |
| FUMBLES-LOST            | 4-1          | 6-4          |
| PENALTIES-Yards         | 31-313       | 29-229       |
| Average Per Game        | 78.2         | 57.2         |
| PUNTS-Yards             | 21-888       | 23-909       |
| Average Per Punt        | 42.3         | 39.5         |
| Net punt average        | 40.8         | 38.5         |
| KICKOFFS-Yards          | 25-1610      | 21-1299      |
| Average Per Kick        | 64.4         | 61.9         |
| Net kick average        | 40.2         | 40.0         |
| TIME OF POSSESSION/Game | 30:39        | 29:21        |
| 3RD-DOWN Conversions    | 23/58        | 26/61        |
| 3rd-Down Pct            | 40%          | 43%          |
| 4TH-DOWN Conversions    | 6/8          | 3/5          |
| 4th-Down Pct            | 75%          | 60%          |
| SACKS BY-Yards          | 12-97        | 3-15         |
| MISC YARDS              | 0            | 0            |
| TOUCHDOWNS SCORED       | 18           | 12           |
| FIELD GOALS-ATTEMPTS    | 3-5          | 6-6          |
| ON-SIDE KICKS           | 0-0          | 0-1          |
| RED-ZONE SCORES         | (12-14) 86%  | (13-16) 81%  |
| RED-ZONE TOUCHDOWNS     | (9-14) 64%   | (7-16) 44%   |
| PAT-ATTEMPTS            | (18-18) 100% | (12-12) 100% |
| ATTENDANCE              | 46097        | 62033        |
| Games/Avg Per Game      | 2/23048      | 2/31016      |
| Neutral Site Games      |              | 0/0          |

| Score by Quarters | 1st | 2nd | 3rd | 4th | OT | Total |
|-------------------|-----|-----|-----|-----|----|-------|
| New Mexico        | 49  | 31  | 45  | 10  | 0  | 135   |
| Opponents         | 10  | 34  | 31  | 27  | 0  | 102   |

| <b>Rushing</b>     | <b>gp</b> | <b>att</b> | <b>gain</b> | <b>loss</b> | <b>net</b> | <b>avg</b> | <b>td</b> | <b>lg</b> | <b>avg/g</b> |
|--------------------|-----------|------------|-------------|-------------|------------|------------|-----------|-----------|--------------|
| PRESSLEY, Jhurrell | 4         | 55         | 268         | 20          | 248        | 4.5        | 2         | 26        | 62.0         |
| JORDAN, Lamar      | 4         | 35         | 268         | 21          | 247        | 7.1        | 2         | 56        | 61.8         |
| McQUARLEY, Richard | 4         | 20         | 113         | 0           | 113        | 5.7        | 2         | 43        | 28.2         |
| GIPSON, Teriyon    | 3         | 23         | 116         | 3           | 113        | 4.9        | 2         | 20        | 37.7         |
| CHESTNUT, Daryl    | 4         | 8          | 109         | 6           | 103        | 12.9       | 2         | 64        | 25.8         |
| OWENS, Tyrone      | 4         | 12         | 88          | 0           | 88         | 7.3        | 3         | 65        | 22.0         |
| GAMBLIN, Dameon    | 4         | 7          | 53          | 5           | 48         | 6.9        | 0         | 16        | 12.0         |
| WIGGINS, Carlos    | 4         | 3          | 40          | 0           | 40         | 13.3       | 0         | 24        | 10.0         |
| ANAYA, David       | 4         | 7          | 36          | 0           | 36         | 5.1        | 1         | 16        | 9.0          |
| JORDAN, Romell     | 1         | 6          | 33          | 0           | 33         | 5.5        | 0         | 18        | 33.0         |
| ROGERS, Zack       | 4         | 2          | 10          | 0           | 10         | 5.0        | 0         | 8         | 2.5          |
| WOODHOUSE, Diquon  | 3         | 5          | 11          | 6           | 5          | 1.0        | 0         | 7         | 1.7          |
| HENDERSON, Reno    | 4         | 0          | 0           | 0           | 0          | 0.0        | 1         | 0         | 0.0          |
| APODOCA, Austin    | 4         | 5          | 5           | 16          | -11        | -2.2       | 0         | 5         | -2.8         |
| TEAM               | 3         | 5          | 0           | 24          | -24        | -4.8       | 0         | 0         | -8.0         |
| Total              | 4         | 193        | 1150        | 101         | 1049       | 5.4        | 15        | 65        | 262.2        |
| Opponents          | 4         | 159        | 634         | 155         | 479        | 3.0        | 3         | 33        | 119.8        |

| <b>Passing</b>  | <b>gp</b> | <b>effic</b> | <b>comp-att-int</b> | <b>pct</b> | <b>yds</b> | <b>td</b> | <b>lg</b> | <b>avg/g</b> |
|-----------------|-----------|--------------|---------------------|------------|------------|-----------|-----------|--------------|
| JORDAN, Lamar   | 4         | 149.83       | 24-40-1             | 60.0       | 373        | 2         | 64        | 93.2         |
| APODOCA, Austin | 4         | 79.38        | 16-37-1             | 43.2       | 183        | 0         | 36        | 45.8         |
| Total           | 4         | 115.98       | 40-77-2             | 51.9       | 556        | 2         | 64        | 139.0        |
| Opponents       | 4         | 148.85       | 74-125-3            | 59.2       | 1052       | 9         | 93        | 263.0        |

| <b>Receiving</b>   | <b>gp</b> | <b>no.</b> | <b>yds</b> | <b>avg</b> | <b>td</b> | <b>lg</b> | <b>avg/g</b> |
|--------------------|-----------|------------|------------|------------|-----------|-----------|--------------|
| GAMBLIN, Dameon    | 4         | 15         | 230        | 15.3       | 1         | 62        | 57.5         |
| WIGGINS, Carlos    | 4         | 6          | 140        | 23.3       | 1         | 64        | 35.0         |
| HART-JOHNSON, Dela | 4         | 5          | 36         | 7.2        | 0         | 16        | 9.0          |
| WHITE, Reece       | 4         | 3          | 48         | 16.0       | 0         | 26        | 12.0         |
| DAVIS, Chris       | 2         | 3          | 31         | 10.3       | 0         | 12        | 15.5         |
| GIPSON, Teriyon    | 3         | 3          | 3          | 1.0        | 0         | 4         | 1.0          |
| JONES, Ridge       | 4         | 2          | 29         | 14.5       | 0         | 21        | 7.2          |
| BUNDY, Marquis     | 4         | 1          | 20         | 20.0       | 0         | 20        | 5.0          |
| QUARELLS, Matt     | 2         | 1          | 17         | 17.0       | 0         | 17        | 8.5          |
| CHESTNUT, Daryl    | 4         | 1          | 2          | 2.0        | 0         | 2         | 0.5          |
| Total              | 4         | 40         | 556        | 13.9       | 2         | 64        | 139.0        |
| Opponents          | 4         | 74         | 1052       | 14.2       | 9         | 93        | 263.0        |

| <b>Punt Returns</b> | <b>no.</b> | <b>yds</b> | <b>avg</b> | <b>td</b> | <b>lg</b> |
|---------------------|------------|------------|------------|-----------|-----------|
| WIGGINS, Carlos     | 3          | 24         | 8.0        | 0         | 13        |
| DAVIS, Chris        | 1          | 0          | 0.0        | 0         | 0         |
| Total               | 4          | 24         | 6.0        | 0         | 13        |
| Opponents           | 4          | 11         | 2.8        | 0         | 9         |

| <b>Interceptions</b> | <b>no.</b> | <b>yds</b> | <b>avg</b> | <b>td</b> | <b>lg</b> |
|----------------------|------------|------------|------------|-----------|-----------|
| GREEN, Travis        | 1          | 32         | 32.0       | 1         | 32        |
| BYRD, Markel         | 1          | 0          | 0.0        | 0         | 0         |
| COX, Dakota          | 1          | 8          | 8.0        | 0         | 8         |
| Total                | 3          | 40         | 13.3       | 1         | 32        |
| Opponents            | 2          | 14         | 7.0        | 0         | 14        |

| <b>Kick Returns</b> | <b>no.</b> | <b>yds</b> | <b>avg</b> | <b>td</b> | <b>lg</b> |
|---------------------|------------|------------|------------|-----------|-----------|
| WIGGINS, Carlos     | 6          | 140        | 23.3       | 0         | 37        |
| CHESTNUT, Daryl     | 3          | 70         | 23.3       | 0         | 30        |
| JONES, Ridge        | 1          | 16         | 16.0       | 0         | 16        |
| WHITE, Reece        | 1          | 9          | 9.0        | 0         | 9         |
| Total               | 11         | 235        | 21.4       | 0         | 37        |
| Opponents           | 7          | 156        | 22.3       | 0         | 34        |

| <b>Fumble Returns</b> | <b>no.</b> | <b>yds</b> | <b>avg</b> | <b>td</b> | <b>lg</b> |
|-----------------------|------------|------------|------------|-----------|-----------|
| Total                 | 0          | 0          | 0.0        | 0         | 0         |
| Opponents             | 0          | 0          | 0.0        | 0         | 0         |



| Scoring            | td | fg  | PAT   |      |     |      | dxp | saf | pts |
|--------------------|----|-----|-------|------|-----|------|-----|-----|-----|
|                    |    |     | kick  | rush | rcv | pass |     |     |     |
| SANDERS, Jason     | -  | 3-5 | 18-18 | -    | -   | -    | -   | 27  |     |
| OWENS, Tyrone      | 3  | -   | -     | -    | -   | -    | -   | 18  |     |
| McQUARLEY, Richard | 2  | -   | -     | -    | -   | -    | -   | 12  |     |
| PRESSLEY, Jhurell  | 2  | -   | -     | -    | -   | -    | -   | 12  |     |
| GIPSON, Teriyon    | 2  | -   | -     | -    | -   | -    | -   | 12  |     |
| CHESTNUT, Daryl    | 2  | -   | -     | -    | -   | -    | -   | 12  |     |
| JORDAN, Lamar      | 2  | -   | -     | -    | -   | -    | -   | 12  |     |
| HENDERSON, Reno    | 1  | -   | -     | -    | -   | -    | -   | 6   |     |
| GREEN, Travis      | 1  | -   | -     | -    | -   | -    | -   | 6   |     |
| ANAYA, David       | 1  | -   | -     | -    | -   | -    | -   | 6   |     |
| GAMBLIN, Dameon    | 1  | -   | -     | -    | -   | -    | -   | 6   |     |
| WIGGINS, Carlos    | 1  | -   | -     | -    | -   | -    | -   | 6   |     |
| Total              | 18 | 3-5 | 18-18 | -    | -   | -    | -   | 135 |     |
| Opponents          | 12 | 6-6 | 12-12 | -    | -   | -    | -   | 102 |     |

| Total Offense      | g | plays | rush | pass | total | avg/g |
|--------------------|---|-------|------|------|-------|-------|
| JORDAN, Lamar      | 4 | 75    | 247  | 373  | 620   | 155.0 |
| PRESSLEY, Jhurell  | 4 | 55    | 248  | 0    | 248   | 62.0  |
| APODOCA, Austin    | 4 | 42    | -11  | 183  | 172   | 43.0  |
| GIPSON, Teriyon    | 3 | 23    | 113  | 0    | 113   | 37.7  |
| McQUARLEY, Richard | 4 | 20    | 113  | 0    | 113   | 28.2  |
| CHESTNUT, Daryl    | 4 | 8     | 103  | 0    | 103   | 25.8  |
| OWENS, Tyrone      | 4 | 12    | 88   | 0    | 88    | 22.0  |
| GAMBLIN, Dameon    | 4 | 7     | 48   | 0    | 48    | 12.0  |
| WIGGINS, Carlos    | 4 | 3     | 40   | 0    | 40    | 10.0  |
| ANAYA, David       | 4 | 7     | 36   | 0    | 36    | 9.0   |
| JORDAN, Romell     | 1 | 6     | 33   | 0    | 33    | 33.0  |
| ROGERS, Zack       | 4 | 2     | 10   | 0    | 10    | 2.5   |
| WOODHOUSE, Diquon  | 3 | 5     | 5    | 0    | 5     | 1.7   |
| TEAM               | 3 | 5     | -24  | 0    | -24   | -8.0  |
| Total              | 4 | 270   | 1049 | 556  | 1605  | 401.2 |
| Opponents          | 4 | 284   | 479  | 1052 | 1531  | 382.8 |

| Field Goals    | fg  | pct. | 01-19 | 20-29 | 30-39 | 40-49 | 50-99 | lg | blk |
|----------------|-----|------|-------|-------|-------|-------|-------|----|-----|
| SANDERS, Jason | 3-5 | 60.0 | 0-0   | 2-2   | 1-2   | 0-1   | 0-0   | 32 | 0   |

| FG Sequence        | New Mexico | Opponents           |
|--------------------|------------|---------------------|
| Miss. Valley State | (28)       | -                   |
| Tulsa              | 42         | (34),(22),(23),(24) |
| Arizona State      | 35,(32)    | (22),(24)           |
| Wyoming            | (22)       | -                   |
| New Mexico State   | -          | -                   |
| Nevada             | -          | -                   |
| Hawai'i            | -          | -                   |
| San Jose State     | -          | -                   |
| Utah State         | -          | -                   |
| Boise State        | -          | -                   |
| Colorado State     | -          | -                   |
| Air Force          | -          | -                   |

| Punting      | no. | yds | avg  | lg | tb | fc | i20 | 50+ | blk |
|--------------|-----|-----|------|----|----|----|-----|-----|-----|
| ROGERS, Zack | 21  | 888 | 42.3 | 61 | 1  | 9  | 5   | 4   | 0   |
| Total        | 21  | 888 | 42.3 | 61 | 1  | 9  | 5   | 4   | 0   |
| Opponents    | 23  | 909 | 39.5 | 55 | 0  | 4  | 6   | 6   | 0   |

| Kickoffs       | no. | yds  | avg  | tb | ob | retn | net  | ydln |
|----------------|-----|------|------|----|----|------|------|------|
| SANDERS, Jason | 25  | 1610 | 64.4 | 18 | 0  |      |      |      |
| Total          | 25  | 1610 | 64.4 | 18 | 0  | 22.3 | 40.2 | 24   |
| Opponents      | 21  | 1299 | 61.9 | 9  | 1  | 21.4 | 40.0 | 25   |

Numbers in (parentheses) indicate field goal was made.

| All Purpose    | g | rush | rcv  | pr | kr  | ir | total | avg/g |
|----------------|---|------|------|----|-----|----|-------|-------|
| WIGGINS, Carlo | 4 | 40   | 140  | 24 | 140 | 0  | 344   | 86.0  |
| GAMBLIN, Dam   | 4 | 48   | 230  | 0  | 0   | 0  | 278   | 69.5  |
| PRESSLEY, Jhu  | 4 | 248  | 0    | 0  | 0   | 0  | 248   | 62.0  |
| JORDAN, Lamar  | 4 | 247  | 0    | 0  | 0   | 0  | 247   | 61.8  |
| CHESTNUT, Da   | 4 | 103  | 2    | 0  | 70  | 0  | 175   | 43.8  |
| GIPSON, Teriyo | 3 | 113  | 3    | 0  | 0   | 0  | 116   | 38.7  |
| McQUARLEY, R   | 4 | 113  | 0    | 0  | 0   | 0  | 113   | 28.2  |
| OWENS, Tyrone  | 4 | 88   | 0    | 0  | 0   | 0  | 88    | 22.0  |
| WHITE, Reece   | 4 | 0    | 48   | 0  | 9   | 0  | 57    | 14.2  |
| JONES, Ridge   | 4 | 0    | 29   | 0  | 16  | 0  | 45    | 11.2  |
| ANAYA, David   | 4 | 36   | 0    | 0  | 0   | 0  | 36    | 9.0   |
| HART-JOHNSO    | 4 | 0    | 36   | 0  | 0   | 0  | 36    | 9.0   |
| JORDAN, Rome   | 1 | 33   | 0    | 0  | 0   | 0  | 33    | 33.0  |
| GREEN, Travis  | 4 | 0    | 0    | 0  | 0   | 32 | 32    | 8.0   |
| DAVIS, Chris   | 2 | 0    | 31   | 0  | 0   | 0  | 31    | 15.5  |
| BUNDY, Marqui  | 4 | 0    | 20   | 0  | 0   | 0  | 20    | 5.0   |
| QUARELLS, Ma   | 2 | 0    | 17   | 0  | 0   | 0  | 17    | 8.5   |
| ROGERS, Zack   | 4 | 10   | 0    | 0  | 0   | 0  | 10    | 2.5   |
| COX, Dakota    | 4 | 0    | 0    | 0  | 0   | 8  | 8     | 2.0   |
| WOODHOUSE,     | 3 | 5    | 0    | 0  | 0   | 0  | 5     | 1.7   |
| APODOCA, Aus   | 4 | -11  | 0    | 0  | 0   | 0  | -11   | -2.8  |
| TEAM           | 3 | -24  | 0    | 0  | 0   | 0  | -24   | -8.0  |
| Total          | 4 | 1049 | 556  | 24 | 235 | 40 | 1904  | 476.0 |
| Opponents      | 4 | 479  | 1052 | 11 | 156 | 14 | 1712  | 428.0 |

| #         | Defensive Leaders  | gp | Tackles |    |     |        | tfl/yds | Sacks<br>no-yds | Pass defense |      |     | Fumbles |    | blkd |     |
|-----------|--------------------|----|---------|----|-----|--------|---------|-----------------|--------------|------|-----|---------|----|------|-----|
|           |                    |    | ua      | a  | tot |        |         |                 | int-yds      | brup | qbh | rcv-yds | ff | kick | saf |
| 2C        | CARSON, Kimmie     | 4  | 27      | 4  | 31  | 4.5-20 | 1.5-15  | .               | .            | 1    | .   | .       | .  | .    |     |
| 49        | COX, Dakota        | 4  | 17      | 13 | 30  | 4.5-14 | 1.5-9   | 1-8             | 1            | .    | .   | .       | .  | .    |     |
| 5C        | CROSBY, Lee        | 4  | 10      | 8  | 18  | 0.5-1  | .       | .               | 2            | .    | .   | .       | .  | .    |     |
| 58        | DANIELS, Mauric    | 4  | 11      | 6  | 17  | 4.5-32 | 2.5-21  | .               | 1            | 1    | .   | 1       | .  | .    |     |
| 21        | DUNCAN, Donnie     | 4  | 14      | 1  | 15  | 1.0-2  | .       | .               | 1            | .    | .   | .       | .  | .    |     |
| 22        | BYRD, Markel       | 4  | 7       | 7  | 14  | 0.5-1  | .       | 1-0             | .            | .    | .   | .       | .  | .    |     |
| 2L        | LANGFORD, Ryan     | 4  | 5       | 8  | 13  | 4.0-13 | 1.0-7   | .               | 1            | .    | .   | .       | .  | .    |     |
| 14        | HENRY, Daniel      | 4  | 7       | 4  | 11  | .      | .       | .               | 1            | .    | .   | .       | .  | .    |     |
| 12        | SANTOS, Ryan       | 4  | 6       | 5  | 11  | .      | .       | .               | 1            | .    | .   | .       | .  | .    |     |
| 91        | D'AVANZO, Nik      | 4  | 5       | 5  | 10  | 2.0-9  | 0.5-4   | .               | .            | 3    | 1-0 | .       | .  | .    |     |
| 54        | WHITE, Donnie      | 4  | 6       | 3  | 9   | 3.5-23 | 2.0-17  | .               | 1            | 1    | .   | .       | .  | .    |     |
| 9H        | HUGHES, Garrett    | 4  | 5       | 4  | 9   | 3.5-14 | 2.0-11  | .               | 1            | .    | .   | .       | .  | .    |     |
| 8         | BENNETT, Ricky     | 4  | 5       | 3  | 8   | .      | .       | .               | .            | .    | .   | .       | .  | .    |     |
| 3         | JONES, Cranston    | 4  | 8       | .  | 8   | .      | .       | .               | .            | .    | .   | .       | .  | .    |     |
| 92        | UDEH, William      | 4  | 2       | 5  | 7   | .      | .       | .               | .            | .    | .   | .       | .  | .    |     |
| 19        | MARTIN, Nias       | 4  | 7       | .  | 7   | .      | .       | .               | .            | .    | .   | .       | .  | .    |     |
| 5T        | TIMMONS, Taylor    | 4  | 4       | 2  | 6   | 2.5-18 | 1.0-13  | .               | .            | .    | .   | .       | .  | .    |     |
| 98        | OKONKWO, Kene      | 4  | 2       | 3  | 5   | 1.5-1  | .       | .               | .            | .    | .   | .       | .  | .    |     |
| 32        | ARREDONDO, Michael | 4  | 1       | 3  | 4   | .      | .       | .               | .            | .    | .   | .       | .  | .    |     |
| 28        | ROTHSCHILLER, Jake | 4  | 2       | 1  | 3   | .      | .       | .               | .            | .    | .   | .       | .  | .    |     |
| 29        | DONALDSON, Kenya   | 4  | 1       | 2  | 3   | 0.5-4  | .       | .               | .            | .    | .   | .       | .  | .    |     |
| 4B        | BROWN, Isaiah      | 2  | 2       | .  | 2   | .      | .       | .               | 1            | .    | .   | .       | .  | .    |     |
| 15        | RUSSO, John        | 4  | 1       | 1  | 2   | .      | .       | .               | .            | .    | .   | .       | .  | .    |     |
| 23        | ADEWON, Tayo       | 4  | .       | 1  | 1   | .      | .       | .               | .            | .    | .   | .       | .  | .    |     |
| 95        | SANDERS, Jason     | 4  | .       | 1  | 1   | .      | .       | .               | .            | .    | .   | .       | .  | .    |     |
| 25        | ANAYA, David       | 4  | 1       | .  | 1   | .      | .       | .               | .            | .    | .   | .       | .  | .    |     |
| 27        | PARKER, Bijon      | 4  | 1       | .  | 1   | .      | .       | .               | .            | .    | .   | .       | .  | .    |     |
| 46        | WALSH, Michael     | 4  | 1       | .  | 1   | .      | .       | .               | .            | .    | 1-0 | .       | .  | .    |     |
| 80        | WHITE, Reece       | 4  | 1       | .  | 1   | .      | .       | .               | .            | .    | .   | .       | .  | .    |     |
| 2M        | MACKEY, Marquez    | 1  | 1       | .  | 1   | .      | .       | .               | .            | .    | .   | .       | .  | .    |     |
| 52        | MABANY, Sam        | 3  | 1       | .  | 1   | .      | .       | .               | .            | .    | .   | .       | .  | .    |     |
| 53        | BAKER, Cody        | 4  | 1       | .  | 1   | .      | .       | .               | .            | .    | .   | .       | .  | .    |     |
| 9         | GREEN, Travis      | 4  | 1       | .  | 1   | .      | .       | 1-32            | .            | .    | .   | .       | .  | .    |     |
| 2         | WOODHOUSE, Diquo   | 3  | 1       | .  | 1   | .      | .       | .               | .            | .    | .   | .       | .  | .    |     |
| 6         | PRESSLEY, Jhurell  | 4  | .       | .  | .   | .      | .       | .               | .            | .    | 1-0 | .       | .  | .    |     |
| 59        | LEE, Chris         | 4  | .       | .  | .   | .      | .       | .               | .            | 1    | 1-0 | .       | .  | .    |     |
| Total     |                    | 4  | 164     | 90 | 254 | 33-152 | 12-97   | 3-40            | 11           | 7    | 4-0 | 1       | .  | .    |     |
| Opponents |                    | 4  | 184     | 70 | 254 | 21-69  | 3-15    | 2-14            | 10           | .    | 1-0 | 1       | .  | .    |     |

**#75 RENO HENDERSON - LEFT TACKLE**

| Opponent      | Assignment           | Technique            | Effort               | KDs       |
|---------------|----------------------|----------------------|----------------------|-----------|
| MVSU          | 49/49 (100%)         | 37/49 (76%)          | 33/49 (67%)          | 3         |
| TULSA         | 67/68 (99%)          | 48/68 (71%)          | 53/68 (78%)          | 5         |
| at ASU        | 77/77 (100%)         | 55/77 (71%)          | 60/77 (78%)          | 8         |
| at WYO        | 56/57 (98%)          | 40/57 (70%)          | 43/57 (75%)          | 3         |
| NMSU          |                      |                      |                      |           |
| AT UNR        |                      |                      |                      |           |
| HAW           |                      |                      |                      |           |
| at SJSU       |                      |                      |                      |           |
| USU           |                      |                      |                      |           |
| at BSU        |                      |                      |                      |           |
| CSU           |                      |                      |                      |           |
| AFA           |                      |                      |                      |           |
| <b>TOTALS</b> | <b>249/251 (99%)</b> | <b>180/251 (72%)</b> | <b>189/251 (75%)</b> | <b>19</b> |

**82%**

**#51 EDEN MAHINA - LEFT GUARD/CENTER**

| Opponent      | Assignment           | Technique            | Effort               | KDs       |
|---------------|----------------------|----------------------|----------------------|-----------|
| MVSU          | 49/49 (100%)         | 31/49 (63%)          | 36/49 (73%)          | 10        |
| TULSA         | 68/68 (100%)         | 43/68 (63%)          | 51/68 (75%)          | 8         |
| at ASU        | 74/77 (94%)          | 47/77 (59%)          | 57/77 (72%)          | 7         |
| at WYO        | 56/57 (98%)          | 30/57 (53%)          | 35/57 (61%)          | 9         |
| NMSU          |                      |                      |                      |           |
| AT UNR        |                      |                      |                      |           |
| HAW           |                      |                      |                      |           |
| at SJSU       |                      |                      |                      |           |
| USU           |                      |                      |                      |           |
| at BSU        |                      |                      |                      |           |
| CSU           |                      |                      |                      |           |
| AFA           |                      |                      |                      |           |
| <b>TOTALS</b> | <b>247/251 (98%)</b> | <b>151/251 (60%)</b> | <b>179/251 (71%)</b> | <b>34</b> |

**71%**

**#66 TEVITA FONUA - CENTER**

| Opponent      | Assignment         | Technique          | Effort             | KDs      |
|---------------|--------------------|--------------------|--------------------|----------|
| MVSU          | 64/65 (98%)        | 19/65 (29%)        | 39/65 (60%)        | 8        |
| TULSA         |                    | Did Not Play       |                    |          |
| at ASU        |                    | Did Not Play       |                    |          |
| at WYO        |                    | Did Not Play       |                    |          |
| NMSU          |                    |                    |                    |          |
| AT UNR        |                    |                    |                    |          |
| HAW           |                    |                    |                    |          |
| at SJSU       |                    |                    |                    |          |
| USU           |                    |                    |                    |          |
| at BSU        |                    |                    |                    |          |
| CSU           |                    |                    |                    |          |
| AFA           |                    |                    |                    |          |
| <b>TOTALS</b> | <b>64/65 (98%)</b> | <b>19/65 (29%)</b> | <b>39/65 (60%)</b> | <b>8</b> |

**62%**

**#79 BRYAN OLDENKAMP - LEFT/RIGHT GUARD**

| Opponent      | Assignment           | Technique           | Effort               | KDs       |
|---------------|----------------------|---------------------|----------------------|-----------|
| MVSU          | 35/35 (100%)         | 18/35 (51%)         | 28/35 (80%)          | 1         |
| TULSA         | 61/61 (100%)         | 35/61 (57%)         | 46/61 (75%)          | 9         |
| at ASU        | 15/15 (100%)         | 4/15 (27%)          | 9/15 (60%)           | 1         |
| at WYO        | 55/57 (96%)          | 27/57 (47%)         | 45/57 (79%)          | 5         |
| NMSU          |                      |                     |                      |           |
| AT UNR        |                      |                     |                      |           |
| HAW           |                      |                     |                      |           |
| at SJSU       |                      |                     |                      |           |
| USU           |                      |                     |                      |           |
| at BSU        |                      |                     |                      |           |
| CSU           |                      |                     |                      |           |
| AFA           |                      |                     |                      |           |
| <b>TOTALS</b> | <b>166/168 (99%)</b> | <b>84/168 (50%)</b> | <b>128/168 (76%)</b> | <b>16</b> |

**75%**

**#55 AARON JENKINS - RIGHT TACKLE/GUARD**

| Opponent      | Assignment           | Technique            | Effort               | KDs       |
|---------------|----------------------|----------------------|----------------------|-----------|
| MVSU          | 49/49 (100%)         | 40/49 (80%)          | 37/49 (76%)          | 11        |
| TULSA         | 65/68 (96%)          | 21/68 (31%)          | 36/68 (53%)          | 7         |
| at ASU        | 75/77 (97%)          | 36/77 (47%)          | 45/77 (58%)          | 5         |
| at WYO        | 55/57 (96%)          | 35/57 (61%)          | 41/57 (72%)          | 11        |
| NMSU          |                      |                      |                      |           |
| AT UNR        |                      |                      |                      |           |
| HAW           |                      |                      |                      |           |
| at SJSU       |                      |                      |                      |           |
| USU           |                      |                      |                      |           |
| at BSU        |                      |                      |                      |           |
| CSU           |                      |                      |                      |           |
| AFA           |                      |                      |                      |           |
| <b>TOTALS</b> | <b>244/251 (97%)</b> | <b>132/251 (53%)</b> | <b>159/251 (63%)</b> | <b>34</b> |

**71%**

**#62 GARRETT ADCKOCK - RIGHT TACKLE**

| Opponent      | Assignment         | Technique          | Effort             | KDs      |
|---------------|--------------------|--------------------|--------------------|----------|
| MVSU          | 21/21 (100%)       | 17/21 (81%)        | 18/21 (86%)        | 7        |
| TULSA         | 23/25 (92%)        | 12/25 (48%)        | 18/25 (72%)        | 1        |
| at ASU        |                    | Did Not Play       |                    |          |
| at WYO        |                    | Did Not Play       |                    |          |
| NMSU          |                    |                    |                    |          |
| AT UNR        |                    |                    |                    |          |
| HAW           |                    |                    |                    |          |
| at SJSU       |                    |                    |                    |          |
| USU           |                    |                    |                    |          |
| at BSU        |                    |                    |                    |          |
| CSU           |                    |                    |                    |          |
| AFA           |                    |                    |                    |          |
| <b>TOTALS</b> | <b>44/46 (96%)</b> | <b>29/46 (63%)</b> | <b>36/46 (78%)</b> | <b>8</b> |

**79%**

**#50 CHRIS LEWIS - LEFT GUARD**

| Opponent      | Assignment         | Technique          | Effort             | KDs      |
|---------------|--------------------|--------------------|--------------------|----------|
| MVSU          | 21/24 (88%)        | 10/24 (42%)        | 18/24 (75%)        | 2        |
| TULSA         | 4/4 (100%)         | 3/4 (75%)          | 3/4 (75%)          | 0        |
| at ASU        | 61/62 (98%)        | 27/62 (44%)        | 43/62 (69%)        | 5        |
| at WYO        |                    | Did Not Play       |                    |          |
| NMSU          |                    |                    |                    |          |
| AT UNR        |                    |                    |                    |          |
| HAW           |                    |                    |                    |          |
| at SJSU       |                    |                    |                    |          |
| USU           |                    |                    |                    |          |
| at BSU        |                    |                    |                    |          |
| CSU           |                    |                    |                    |          |
| AFA           |                    |                    |                    |          |
| <b>TOTALS</b> | <b>86/90 (96%)</b> | <b>40/90 (44%)</b> | <b>64/90 (71%)</b> | <b>7</b> |

**70%**

**#64 JACK LAMM - GUARD**

| Opponent      | Assignment        | Technique        | Effort            | KDs      |
|---------------|-------------------|------------------|-------------------|----------|
| MVSU          | 8/8 (100%)        | 4/8 (50%)        | 8/8 (100%)        | 1        |
| TULSA         |                   | Did Not Play     |                   |          |
| at ASU        |                   | Did Not Play     |                   |          |
| at WYO        |                   | Did Not Play     |                   |          |
| NMSU          |                   |                  |                   |          |
| AT UNR        |                   |                  |                   |          |
| HAW           |                   |                  |                   |          |
| at SJSU       |                   |                  |                   |          |
| USU           |                   |                  |                   |          |
| at BSU        |                   |                  |                   |          |
| CSU           |                   |                  |                   |          |
| AFA           |                   |                  |                   |          |
| <b>TOTALS</b> | <b>8/8 (100%)</b> | <b>4/8 (50%)</b> | <b>8/8 (100%)</b> | <b>1</b> |

**83%**

**#65 JACK ZILTZ - RIGHT GUARD/TACKLE**

| Opponent      | Assignment         | Technique          | Effort             | KDs      |
|---------------|--------------------|--------------------|--------------------|----------|
| MVSU          | 19/24 (79%)        | 10/24 (42%)        | 18/24 (75%)        | 5        |
| TULSA         |                    | Did Not Play       |                    |          |
| at ASU        | 5/5 (100%)         | 3/5 (60%)          | 4/5 (80%)          | 0        |
| at WYO        |                    | Did Not Play       |                    |          |
| NMSU          |                    |                    |                    |          |
| AT UNR        |                    |                    |                    |          |
| HAW           |                    |                    |                    |          |
| at SJSU       |                    |                    |                    |          |
| USU           |                    |                    |                    |          |
| at BSU        |                    |                    |                    |          |
| CSU           |                    |                    |                    |          |
| AFA           |                    |                    |                    |          |
| <b>TOTALS</b> | <b>24/29 (83%)</b> | <b>13/29 (45%)</b> | <b>22/29 (76%)</b> | <b>5</b> |

**68%**

**#76 DILLON ROMINE - RIGHT TACKLE**

| Opponent      | Assignment           | Technique            | Effort               | KDs       |
|---------------|----------------------|----------------------|----------------------|-----------|
| MVSU          | 7/7 (100%)           | 5/7 (71%)            | 7/7 (100%)           | 1         |
| TULSA         | 43/43 (100%)         | 28/43 (65%)          | 37/43 (86%)          | 2         |
| at ASU        | 72/72 (100%)         | 36/72 (50%)          | 45/72 (63%)          | 12        |
| at WYO        | 56/57 (98%)          | 33/57 (58%)          | 46/57 (81%)          | 2         |
| NMSU          |                      |                      |                      |           |
| AT UNR        |                      |                      |                      |           |
| HAW           |                      |                      |                      |           |
| at SJSU       |                      |                      |                      |           |
| USU           |                      |                      |                      |           |
| at BSU        |                      |                      |                      |           |
| CSU           |                      |                      |                      |           |
| AFA           |                      |                      |                      |           |
| <b>TOTALS</b> | <b>178/179 (99%)</b> | <b>102/179 (57%)</b> | <b>135/179 (75%)</b> | <b>17</b> |

**77%**

**#67 ANDREW AQUA - LEFT TACKLE**

| Opponent      | Assignment         | Technique         | Effort             | KDs      |
|---------------|--------------------|-------------------|--------------------|----------|
| MVSU          | 15/17 (88%)        | 9/17 (53%)        | 11/17 (65%)        | 3        |
| TULSA         |                    | Did Not Play      |                    |          |
| at ASU        |                    | Did Not Play      |                    |          |
| at WYO        |                    | Did Not Play      |                    |          |
| NMSU          |                    |                   |                    |          |
| AT UNR        |                    |                   |                    |          |
| HAW           |                    |                   |                    |          |
| at SJSU       |                    |                   |                    |          |
| USU           |                    |                   |                    |          |
| at BSU        |                    |                   |                    |          |
| CSU           |                    |                   |                    |          |
| AFA           |                    |                   |                    |          |
| <b>TOTALS</b> | <b>15/17 (88%)</b> | <b>9/17 (53%)</b> | <b>11/17 (65%)</b> | <b>3</b> |

**69%**

**#61 DARIAN ALLEN - LEFT GUARD**

| Opponent      | Assignment         | Technique          | Effort             | KDs      |
|---------------|--------------------|--------------------|--------------------|----------|
| MVSU          | 16/17 (94%)        | 10/17 (59%)        | 13/17 (76%)        | 2        |
| TULSA         | 3/3 (100%)         | 0/3 (0%)           | 0/3 (0%)           | 0        |
| at ASU        |                    | Did Not Play       |                    |          |
| at WYO        |                    | Did Not Play       |                    |          |
| NMSU          |                    |                    |                    |          |
| AT UNR        |                    |                    |                    |          |
| HAW           |                    |                    |                    |          |
| at SJSU       |                    |                    |                    |          |
| USU           |                    |                    |                    |          |
| at BSU        |                    |                    |                    |          |
| CSU           |                    |                    |                    |          |
| AFA           |                    |                    |                    |          |
| <b>TOTALS</b> | <b>19/20 (95%)</b> | <b>10/20 (50%)</b> | <b>13/20 (65%)</b> | <b>2</b> |

**70%**

SEASON

CAREER

| Rushing            | gp | att | gain | loss | net  | avg  | td | lg | avg/g | gp | att | gain | loss | net  | avg  | td | lg | avg/g |
|--------------------|----|-----|------|------|------|------|----|----|-------|----|-----|------|------|------|------|----|----|-------|
| PRESSLEY, Jhurell  | 4  | 55  | 268  | 20   | 248  | 4.5  | 2  | 26 | 62.0  | 4  | 55  | 268  | 20   | 248  | 4.5  | 2  | 26 | 62.0  |
| JORDAN, Lamar      | 4  | 35  | 268  | 21   | 247  | 7.1  | 2  | 56 | 61.8  | 15 | 155 | 996  | 137  | 859  | 5.5  | 5  | 61 | 57.3  |
| McQUARLEY, Richard | 4  | 20  | 113  | 0    | 113  | 5.7  | 2  | 43 | 28.2  | 4  | 20  | 113  | 0    | 113  | 5.7  | 2  | 43 | 28.2  |
| GIPSON, Teriyon    | 3  | 23  | 116  | 3    | 113  | 4.9  | 2  | 20 | 37.7  | 24 | 211 | 1181 | 39   | 1142 | 5.4  | 15 | 57 | 47.6  |
| CHESTNUT, Daryl    | 4  | 8   | 109  | 6    | 103  | 12.9 | 2  | 64 | 25.8  | 4  | 8   | 109  | 6    | 103  | 12.9 | 2  | 64 | 25.8  |
| OWENS, Tyrone      | 4  | 12  | 88   | 0    | 88   | 7.3  | 3  | 65 | 22.0  | 4  | 12  | 88   | 0    | 88   | 7.3  | 3  | 65 | 22.0  |
| GAMBLIN, Dameon    | 4  | 7   | 53   | 5    | 48   | 6.9  | 0  | 16 | 12.0  | 27 | 9   | 83   | 5    | 78   | 8.7  | 0  | 19 | 2.9   |
| WIGGINS, Carlos    | 4  | 3   | 40   | 0    | 40   | 13.3 | 0  | 24 | 10.0  | 37 | 43  | 503  | 14   | 489  | 11.4 | 4  | 35 | 13.2  |
| ANAYA, David       | 4  | 7   | 36   | 0    | 36   | 5.1  | 1  | 16 | 9.0   | 41 | 57  | 347  | 16   | 331  | 5.8  | 2  | 51 | 8.1   |
| JORDAN, Romell     | 1  | 6   | 33   | 0    | 33   | 5.5  | 0  | 18 | 33.0  | 10 | 40  | 258  | 2    | 256  | 6.4  | 3  | 72 | 25.6  |
| ROGERS, Zack       | 4  | 2   | 10   | 0    | 10   | 5.0  | 0  | 8  | 2.5   | 16 | 2   | 10   | 0    | 10   | 5.0  | 0  | 8  | 0.6   |
| WOODHOUSE, Diquon  | 3  | 5   | 11   | 6    | 5    | 1.0  | 0  | 7  | 1.7   | 3  | 5   | 11   | 6    | 5    | 1.0  | 0  | 7  | 1.7   |
| HENDERSON, Reno    | 4  | 0   | 0    | 0    | 0    | 0.0  | 1  | 0  | 0.0   | 16 | 0   | 0    | 0    | 0    | 0.0  | 1  | 0  | 0.0   |
| APODOCA, Austin    | 4  | 5   | 5    | 16   | -11  | -2.2 | 0  | 5  | -2.8  | 4  | 5   | 5    | 16   | -11  | -2.2 | 0  | 5  | -2.8  |
| TEAM               | 3  | 5   | 0    | 24   | -24  | -4.8 | 0  | 0  | -8.0  |    |     |      |      |      |      |    |    |       |
| Total              | 4  | 193 | 1150 | 101  | 1049 | 5.4  | 15 | 65 | 262.2 |    |     |      |      |      |      |    |    |       |
| Opponents          | 4  | 159 | 634  | 155  | 479  | 3.0  | 3  | 33 | 119.8 |    |     |      |      |      |      |    |    |       |

| Passing         | gp | effic  | comp-att-int | pct  | yds  | td | lg | avg/g | gp | effic  | comp-att-int | pct  | yds  | td | lg | avg/g |
|-----------------|----|--------|--------------|------|------|----|----|-------|----|--------|--------------|------|------|----|----|-------|
| JORDAN, Lamar   | 4  | 149.83 | 24-40-1      | 60.0 | 373  | 2  | 64 | 93.2  | 15 | 134.15 | 83-152-6     | 54.6 | 1268 | 8  | 75 | 84.5  |
| APODOCA, Austin | 4  | 79.38  | 16-37-1      | 43.2 | 183  | 0  | 36 | 45.8  | 4  | 79.38  | 16-37-1      | 43.2 | 183  | 0  | 36 | 45.8  |
| Total           | 4  | 115.98 | 40-77-2      | 51.9 | 556  | 2  | 64 | 139.0 |    |        |              |      |      |    |    |       |
| Opponents       | 4  | 148.85 | 74-125-3     | 59.2 | 1052 | 9  | 93 | 263.0 |    |        |              |      |      |    |    |       |

| Receiving          | gp | no. | yds  | avg  | td | lg | avg/g | gp | no. | yds | avg  | td | lg | avg/g |
|--------------------|----|-----|------|------|----|----|-------|----|-----|-----|------|----|----|-------|
| GAMBLIN, Dameon    | 4  | 15  | 230  | 15.3 | 1  | 62 | 57.5  | 27 | 19  | 262 | 13.8 | 1  | 62 | 9.7   |
| WIGGINS, Carlos    | 4  | 6   | 140  | 23.3 | 1  | 64 | 35.0  | 37 | 30  | 467 | 15.6 | 4  | 64 | 12.6  |
| HART-JOHNSON, Dela | 4  | 5   | 36   | 7.2  | 0  | 16 | 9.0   | 4  | 5   | 36  | 7.2  | 0  | 16 | 9.0   |
| WHITE, Reece       | 4  | 3   | 48   | 16.0 | 0  | 26 | 12.0  | 33 | 15  | 272 | 18.1 | 2  | 50 | 8.2   |
| DAVIS, Chris       | 2  | 3   | 31   | 10.3 | 0  | 12 | 15.5  | 12 | 3   | 31  | 10.3 | 0  | 12 | 2.6   |
| GIPSON, Teriyon    | 3  | 3   | 3    | 1.0  | 0  | 4  | 1.0   | 24 | 19  | 125 | 6.6  | 1  | 32 | 5.2   |
| JONES, Ridge       | 4  | 2   | 29   | 14.5 | 0  | 21 | 7.2   | 27 | 7   | 62  | 8.9  | 0  | 21 | 2.3   |
| BUNDY, Marquis     | 4  | 1   | 20   | 20.0 | 0  | 20 | 5.0   | 41 | 25  | 305 | 12.2 | 2  | 39 | 7.4   |
| QUARELLS, Matt     | 2  | 1   | 17   | 17.0 | 0  | 17 | 8.5   | 2  | 1   | 17  | 17.0 | 0  | 17 | 8.5   |
| CHESTNUT, Daryl    | 4  | 1   | 2    | 2.0  | 0  | 2  | 0.5   | 4  | 1   | 2   | 2.0  | 0  | 2  | 0.5   |
| Total              | 4  | 40  | 556  | 13.9 | 2  | 64 | 139.0 |    |     |     |      |    |    |       |
| Opponents          | 4  | 74  | 1052 | 14.2 | 9  | 93 | 263.0 |    |     |     |      |    |    |       |

| Total Offense      | g | plays | rush | pass | total | avg/g | g  | plays | rush | pass | total | avg/g |
|--------------------|---|-------|------|------|-------|-------|----|-------|------|------|-------|-------|
| JORDAN, Lamar      | 4 | 75    | 247  | 373  | 620   | 155.0 | 15 | 307   | 859  | 1268 | 2127  | 141.8 |
| PRESSLEY, Jhurell  | 4 | 55    | 248  | 0    | 248   | 62.0  | 4  | 55    | 248  | 0    | 248   | 62.0  |
| APODOCA, Austin    | 4 | 42    | -11  | 183  | 172   | 43.0  | 4  | 42    | -11  | 183  | 172   | 43.0  |
| GIPSON, Teriyon    | 3 | 23    | 113  | 0    | 113   | 37.7  | 24 | 211   | 1142 | 0    | 1142  | 47.6  |
| McQUARLEY, Richard | 4 | 20    | 113  | 0    | 113   | 28.2  | 4  | 20    | 113  | 0    | 113   | 28.2  |
| CHESTNUT, Daryl    | 4 | 8     | 103  | 0    | 103   | 25.8  | 4  | 8     | 103  | 0    | 103   | 25.8  |
| OWENS, Tyrone      | 4 | 12    | 88   | 0    | 88    | 22.0  | 4  | 12    | 88   | 0    | 88    | 22.0  |
| GAMBLIN, Dameon    | 4 | 7     | 48   | 0    | 48    | 12.0  | 27 | 9     | 78   | 0    | 78    | 2.9   |
| WIGGINS, Carlos    | 4 | 3     | 40   | 0    | 40    | 10.0  | 37 | 43    | 489  | 0    | 489   | 13.2  |
| ANAYA, David       | 4 | 7     | 36   | 0    | 36    | 9.0   | 41 | 59    | 331  | 18   | 349   | 8.5   |
| JORDAN, Romell     | 1 | 6     | 33   | 0    | 33    | 33.0  | 10 | 40    | 256  | 0    | 256   | 25.6  |
| ROGERS, Zack       | 4 | 2     | 10   | 0    | 10    | 2.5   | 16 | 2     | 10   | 0    | 10    | 0.6   |
| WOODHOUSE, Diquon  | 3 | 5     | 5    | 0    | 5     | 1.7   | 3  | 5     | 5    | 0    | 5     | 1.7   |
| TEAM               | 3 | 5     | -24  | 0    | -24   | -8.0  |    |       |      |      |       |       |
| Total              | 4 | 270   | 1049 | 556  | 1605  | 401.2 |    |       |      |      |       |       |
| Opponents          | 4 | 284   | 479  | 1052 | 1531  | 382.8 |    |       |      |      |       |       |

SEASON

CAREER

| Scoring            | SEASON |     |       |     |   |   | CAREER |     |     |    |     |       |     |   |   |     |     |     |
|--------------------|--------|-----|-------|-----|---|---|--------|-----|-----|----|-----|-------|-----|---|---|-----|-----|-----|
|                    | td     | fg  | kick  | PAT |   |   | dxp    | saf | pts | td | fg  | kick  | PAT |   |   | dxp | saf | pts |
| SANDERS, Jason     | -      | 3-5 | 18-18 | -   | - | - | -      | -   | 27  | -  | 3-5 | 18-18 | -   | - | - | -   | -   | 27  |
| OWENS, Tyrone      | 3      | -   | -     | -   | - | - | -      | -   | 18  | 3  | -   | -     | -   | - | - | -   | -   | 18  |
| GIPSON, Teriyon    | 2      | -   | -     | -   | - | - | -      | -   | 12  | 16 | -   | -     | -   | - | - | -   | -   | 96  |
| CHESTNUT, Daryl    | 2      | -   | -     | -   | - | - | -      | -   | 12  | 2  | -   | -     | -   | - | - | -   | -   | 12  |
| McQUARLEY, Richard | 2      | -   | -     | -   | - | - | -      | -   | 12  | 2  | -   | -     | -   | - | - | -   | -   | 12  |
| PRESSLEY, Jhurell  | 2      | -   | -     | -   | - | - | -      | -   | 12  | 2  | -   | -     | -   | - | - | -   | -   | 12  |
| JORDAN, Lamar      | 2      | -   | -     | -   | - | - | -      | -   | 12  | 5  | -   | -     | -   | - | - | -   | -   | 30  |
| ANAYA, David       | 1      | -   | -     | -   | - | - | -      | -   | 6   | 3  | -   | -     | -   | - | - | -   | -   | 18  |
| HENDERSON, Reno    | 1      | -   | -     | -   | - | - | -      | -   | 6   | 1  | -   | -     | -   | - | - | -   | -   | 6   |
| GREEN, Travis      | 1      | -   | -     | -   | - | - | -      | -   | 6   | 1  | -   | -     | -   | - | - | -   | -   | 6   |
| GAMBLIN, Dameon    | 1      | -   | -     | -   | - | - | -      | -   | 6   | 1  | -   | -     | -   | - | - | -   | -   | 6   |
| WIGGINS, Carlos    | 1      | -   | -     | -   | - | - | -      | -   | 6   | 12 | -   | -     | 0-1 | - | - | -   | -   | 72  |
| Total              | 18     | 3-5 | 18-18 | -   | - | - | -      | -   | 135 |    |     |       |     |   |   |     |     |     |
| Opponents          | 12     | 6-6 | 12-12 | -   | - | - | -      | -   | 102 |    |     |       |     |   |   |     |     |     |

| Punt Returns    | no. | yds | avg | td | lg | no. | yds | avg | td | lg |
|-----------------|-----|-----|-----|----|----|-----|-----|-----|----|----|
| WIGGINS, Carlos | 3   | 24  | 8.0 | 0  | 13 | 3   | 24  | 8.0 | 0  | 13 |
| DAVIS, Chris    | 1   | 0   | 0.0 | 0  | 0  | 8   | 35  | 4.4 | 0  | 13 |
| Total           | 4   | 24  | 6.0 | 0  | 13 |     |     |     |    |    |
| Opponents       | 4   | 11  | 2.8 | 0  | 9  |     |     |     |    |    |

| Kick Returns    | no. | yds | avg  | td | lg | no. | yds  | avg  | td | lg  |
|-----------------|-----|-----|------|----|----|-----|------|------|----|-----|
| WIGGINS, Carlos | 6   | 140 | 23.3 | 0  | 37 | 71  | 1958 | 27.6 | 4  | 100 |
| CHESTNUT, Daryl | 3   | 70  | 23.3 | 0  | 30 | 3   | 70   | 23.3 | 0  | 30  |
| WHITE, Reece    | 1   | 9   | 9.0  | 0  | 9  | 4   | 50   | 12.5 | 0  | 18  |
| JONES, Ridge    | 1   | 16  | 16.0 | 0  | 16 | 15  | 378  | 25.2 | 1  | 100 |
| Total           | 11  | 235 | 21.4 | 0  | 37 |     |      |      |    |     |
| Opponents       | 7   | 156 | 22.3 | 0  | 34 |     |      |      |    |     |

| Interceptions | no. | yds | avg  | td | lg | no. | yds | avg  | td | lg |
|---------------|-----|-----|------|----|----|-----|-----|------|----|----|
| BYRD, Markel  | 1   | 0   | 0.0  | 0  | 0  | 2   | 21  | 10.5 | 0  | 21 |
| GREEN, Travis | 1   | 32  | 32.0 | 1  | 32 | 1   | 32  | 32.0 | 1  | 32 |
| COX, Dakota   | 1   | 8   | 8.0  | 0  | 8  | 2   | 24  | 12.0 | 0  | 16 |
| Total         | 3   | 40  | 13.3 | 1  | 32 |     |     |      |    |    |
| Opponents     | 2   | 14  | 7.0  | 0  | 14 |     |     |      |    |    |

| Fumble Returns | no. | yds | avg | td | lg | no. | yds | avg | td | lg |
|----------------|-----|-----|-----|----|----|-----|-----|-----|----|----|
| Total          | 0   | 0   | 0.0 | 0  | 0  |     |     |     |    |    |
| Opponents      | 0   | 0   | 0.0 | 0  | 0  |     |     |     |    |    |

**SEASON**

**CAREER**

| All Purpose     | SEASON |      |      |    |     |    |       |       | CAREER |      |     |    |      |    |       |       |
|-----------------|--------|------|------|----|-----|----|-------|-------|--------|------|-----|----|------|----|-------|-------|
|                 | g      | rush | rcv  | pr | kr  | ir | total | avg/g | g      | rush | rcv | pr | kr   | ir | total | avg/g |
| WIGGINS, Carlo  | 4      | 40   | 140  | 24 | 140 | 0  | 344   | 86.0  | 37     | 489  | 467 | 24 | 1958 | 0  | 2938  | 79.4  |
| GAMBLIN, Dame   | 4      | 48   | 230  | 0  | 0   | 0  | 278   | 69.5  | 27     | 78   | 262 | 59 | 0    | 0  | 399   | 14.8  |
| PRESSLEY, Jhur  | 4      | 248  | 0    | 0  | 0   | 0  | 248   | 62.0  | 4      | 248  | 0   | 0  | 0    | 0  | 248   | 62.0  |
| JORDAN, Lamar   | 4      | 247  | 0    | 0  | 0   | 0  | 247   | 61.8  | 15     | 859  | 0   | 0  | 0    | 0  | 859   | 57.3  |
| CHESTNUT, Dar   | 4      | 103  | 2    | 0  | 70  | 0  | 175   | 43.8  | 4      | 103  | 2   | 0  | 70   | 0  | 175   | 43.8  |
| GIPSON, Teriyon | 3      | 113  | 3    | 0  | 0   | 0  | 116   | 38.7  | 24     | 1142 | 125 | 0  | 40   | 0  | 1307  | 54.5  |
| McQUARLEY, Ri   | 4      | 113  | 0    | 0  | 0   | 0  | 113   | 28.2  | 4      | 113  | 0   | 0  | 0    | 0  | 113   | 28.2  |
| OWENS, Tyrone   | 4      | 88   | 0    | 0  | 0   | 0  | 88    | 22.0  | 4      | 88   | 0   | 0  | 0    | 0  | 88    | 22.0  |
| WHITE, Reece    | 4      | 0    | 48   | 0  | 9   | 0  | 57    | 14.2  | 33     | 0    | 272 | 0  | 50   | 0  | 322   | 9.8   |
| JONES, Ridge    | 4      | 0    | 29   | 0  | 16  | 0  | 45    | 11.2  | 27     | 114  | 62  | 0  | 378  | 0  | 554   | 20.5  |
| HART-JOHNSO     | 4      | 0    | 36   | 0  | 0   | 0  | 36    | 9.0   | 4      | 0    | 36  | 0  | 0    | 0  | 36    | 9.0   |
| ANAYA, David    | 4      | 36   | 0    | 0  | 0   | 0  | 36    | 9.0   | 41     | 331  | 170 | 0  | 475  | 0  | 976   | 23.8  |
| JORDAN, Romell  | 1      | 33   | 0    | 0  | 0   | 0  | 33    | 33.0  | 10     | 256  | 22  | 0  | 0    | 0  | 278   | 27.8  |
| GREEN, Travis   | 4      | 0    | 0    | 0  | 0   | 32 | 32    | 8.0   | 4      | 0    | 0   | 0  | 0    | 32 | 32    | 8.0   |
| DAVIS, Chris    | 2      | 0    | 31   | 0  | 0   | 0  | 31    | 15.5  | 12     | 0    | 31  | 35 | 0    | 0  | 66    | 5.5   |
| BUNDY, Marquis  | 4      | 0    | 20   | 0  | 0   | 0  | 20    | 5.0   | 41     | 6    | 305 | 0  | 0    | 0  | 311   | 7.6   |
| QUARELLS, Mat   | 2      | 0    | 17   | 0  | 0   | 0  | 17    | 8.5   | 2      | 0    | 17  | 0  | 0    | 0  | 17    | 8.5   |
| ROGERS, Zack    | 4      | 10   | 0    | 0  | 0   | 0  | 10    | 2.5   | 16     | 10   | 0   | 0  | 0    | 0  | 10    | 0.6   |
| COX, Dakota     | 4      | 0    | 0    | 0  | 0   | 8  | 8     | 2.0   | 25     | 0    | 0   | 0  | 0    | 24 | 24    | 1.0   |
| WOODHOUSE,      | 3      | 5    | 0    | 0  | 0   | 0  | 5     | 1.7   | 3      | 5    | 0   | 0  | 0    | 0  | 5     | 1.7   |
| APODOCA, Austi  | 4      | -11  | 0    | 0  | 0   | 0  | -11   | -2.8  | 4      | -11  | 0   | 0  | 0    | 0  | -11   | -2.8  |
| TEAM            | 3      | -24  | 0    | 0  | 0   | 0  | -24   | -8.0  |        |      |     |    |      |    |       |       |
| Total           | 4      | 1049 | 556  | 24 | 235 | 40 | 1904  | 476.0 |        |      |     |    |      |    |       |       |
| Opponents       | 4      | 479  | 1052 | 11 | 156 | 14 | 1712  | 428.0 |        |      |     |    |      |    |       |       |

| Field Goals    | att | good | long | blkd | att | good | long | blkd |
|----------------|-----|------|------|------|-----|------|------|------|
| SANDERS, Jason | 5   | 3    | 32   | 0    | 5   | 3    | 32   | 0    |
| Total          | 5   | 3    | 32   | 0    |     |      |      |      |
| Opponents      | 6   | 6    | 34   | 0    |     |      |      |      |

| Punting      | no. | yds | avg  | lg | blk | no. | yds  | avg  | lg | blk |
|--------------|-----|-----|------|----|-----|-----|------|------|----|-----|
| ROGERS, Zack | 21  | 888 | 42.3 | 61 | 0   | 77  | 3272 | 42.5 | 66 | 1   |
| Total        | 21  | 888 | 42.3 | 61 | 0   |     |      |      |    |     |
| Opponents    | 23  | 909 | 39.5 | 55 | 0   |     |      |      |    |     |

| Kickoffs       | no. | yds  | avg  | tb | ob | no. | yds  | avg  | tb | ob |
|----------------|-----|------|------|----|----|-----|------|------|----|----|
| SANDERS, Jason | 25  | 1610 | 64.4 | 18 | 0  | 87  | 5461 | 62.8 | 55 | 1  |
| Total          | 25  | 1610 | 64.4 | 18 | 0  |     |      |      |    |    |
| Opponents      | 21  | 1299 | 61.9 | 9  | 1  |     |      |      |    |    |

| ##        | Defensive Leaders  | SEASON |     |    |       |     |      |     |     |    |    | CAREER |     |     |     |       |     |      |     |     |    |    |
|-----------|--------------------|--------|-----|----|-------|-----|------|-----|-----|----|----|--------|-----|-----|-----|-------|-----|------|-----|-----|----|----|
|           |                    | gp     | ua  | a  | total | tfl | sack | int | pbu | fr | ff | blk    | gp  | ua  | a   | total | tfl | sack | int | pbu | fr | ff |
| 2C        | CARSON, Kimmie     | 4      | 27  | 4  | 31    | 4.5 | 1.5  | .   | .   | .  | .  | 16     | 54  | 39  | 93  | 9.5   | 2.5 | .    | 3   | 1   | 1  | .  |
| 49        | COX, Dakota        | 4      | 17  | 13 | 30    | 4.5 | 1.5  | 1   | 1   | .  | .  | 25     | 106 | 139 | 245 | 7.5   | 1.5 | 2    | 4   | 1   | .  | .  |
| 5C        | CROSBY, Lee        | 4      | 10  | 8  | 18    | 0.5 | .    | .   | 2   | .  | .  | 4      | 10  | 8   | 18  | 0.5   | .   | .    | 2   | .   | .  | .  |
| 58        | DANIELS, Mauric    | 4      | 11  | 6  | 17    | 4.5 | 2.5  | .   | 1   | .  | 1  | 4      | 11  | 6   | 17  | 4.5   | 2.5 | .    | 1   | .   | 1  | .  |
| 21        | DUNCAN, Donnie     | 4      | 14  | 1  | 15    | 1.0 | .    | .   | 1   | .  | .  | 36     | 34  | 9   | 43  | 1.0   | .   | 1    | 2   | 1   | 1  | .  |
| 22        | BYRD, Markel       | 4      | 7   | 7  | 14    | 0.5 | .    | 1   | .   | .  | .  | 16     | 38  | 26  | 64  | 0.5   | .   | 2    | 2   | .   | 1  | .  |
| 2L        | LANGFORD, Ryan     | 4      | 5   | 8  | 13    | 4.0 | 1.0  | .   | 1   | .  | .  | 15     | 34  | 41  | 75  | 6.0   | 1.0 | .    | 1   | .   | .  | .  |
| 12        | SANTOS, Ryan       | 4      | 6   | 5  | 11    | 0.0 | .    | .   | 1   | .  | .  | 26     | 38  | 32  | 70  | 2.0   | .   | .    | 1   | .   | 1  | .  |
| 14        | HENRY, Daniel      | 4      | 7   | 4  | 11    | 0.0 | .    | .   | 1   | .  | .  | 6      | 10  | 13  | 23  | 0.0   | .   | .    | 1   | .   | .  | .  |
| 91        | D'AVANZO, Nik      | 4      | 5   | 5  | 10    | 2.0 | 0.5  | .   | .   | 1  | .  | 27     | 39  | 54  | 93  | 12.0  | 6.0 | .    | .   | 3   | 1  | 1  |
| 54        | WHITE, Donnie      | 4      | 6   | 3  | 9     | 3.5 | 2.0  | .   | 1   | .  | .  | 25     | 21  | 24  | 45  | 6.0   | 3.0 | .    | 3   | .   | 1  | .  |
| 9H        | HUGHES, Garrett    | 4      | 5   | 4  | 9     | 3.5 | 2.0  | .   | 1   | .  | .  | 15     | 7   | 6   | 13  | 3.5   | 2.0 | .    | 2   | .   | 1  | .  |
| 3         | JONES, Cranston    | 4      | 8   | .  | 8     | 0.0 | .    | .   | .   | .  | .  | 40     | 59  | 31  | 90  | 4.0   | .   | 4    | 11  | 1   | .  | .  |
| 8         | BENNETT, Ricky     | 4      | 5   | 3  | 8     | 0.0 | .    | .   | .   | .  | .  | 15     | 17  | 19  | 36  | 0.0   | .   | .    | .   | .   | .  | .  |
| 19        | MARTIN, Nias       | 4      | 7   | .  | 7     | 0.0 | .    | .   | .   | .  | .  | 4      | 7   | .   | 7   | 0.0   | .   | .    | .   | .   | .  | .  |
| 92        | UDEH, William      | 4      | 2   | 5  | 7     | 0.0 | .    | .   | .   | .  | .  | 24     | 15  | 17  | 32  | 2.5   | 1.5 | .    | 1   | .   | .  | .  |
| 5T        | TIMMONS, Taylor    | 4      | 4   | 2  | 6     | 2.5 | 1.0  | .   | .   | .  | .  | 4      | 4   | 2   | 6   | 2.5   | 1.0 | .    | .   | .   | .  | .  |
| 98        | OKONKWO, Kene      | 4      | 2   | 3  | 5     | 1.5 | .    | .   | .   | .  | .  | 11     | 5   | 3   | 8   | 2.5   | 1.0 | .    | .   | .   | .  | .  |
| 32        | ARREDONDO, Michael | 4      | 1   | 3  | 4     | 0.0 | .    | .   | .   | .  | .  | 32     | 8   | 9   | 17  | 0.5   | .   | .    | .   | 1   | .  | .  |
| 28        | ROTHSCHILLER, Jake | 4      | 2   | 1  | 3     | 0.0 | .    | .   | .   | .  | .  | 4      | 2   | 1   | 3   | 0.0   | .   | .    | .   | .   | .  | .  |
| 29        | DONALDSON, Kenya   | 4      | 1   | 2  | 3     | 0.5 | .    | .   | .   | .  | .  | 7      | 1   | 2   | 3   | 0.5   | .   | .    | .   | .   | .  | .  |
| 4B        | BROWN, Isaiah      | 2      | 2   | .  | 2     | 0.0 | .    | .   | 1   | .  | .  | 17     | 7   | 6   | 13  | 0.5   | .   | 1    | 3   | 1   | .  | .  |
| 15        | RUSSO, John        | 4      | 1   | 1  | 2     | 0.0 | .    | .   | .   | .  | .  | 20     | 3   | 3   | 6   | 0.0   | .   | .    | .   | .   | .  | .  |
| 2M        | MACKEY, Marquez    | 1      | 1   | .  | 1     | 0.0 | .    | .   | .   | .  | .  | 1      | 1   | .   | 1   | 0.0   | .   | .    | .   | .   | .  | .  |
| 2W        | WOODHOUSE, Diquon  | 3      | 1   | .  | 1     | 0.0 | .    | .   | .   | .  | .  | 3      | 1   | .   | 1   | 0.0   | .   | .    | .   | .   | .  | .  |
| 9         | GREEN, Travis      | 4      | 1   | .  | 1     | 0.0 | .    | 1   | .   | .  | .  | 4      | 1   | .   | 1   | 0.0   | .   | 1    | .   | .   | .  | .  |
| 25        | ANAYA, David       | 4      | 1   | .  | 1     | 0.0 | .    | .   | .   | .  | .  | 41     | 6   | 6   | 12  | 0.0   | .   | .    | .   | .   | 1  | .  |
| 53        | BAKER, Cody        | 4      | 1   | .  | 1     | 0.0 | .    | .   | .   | .  | .  | 4      | 1   | .   | 1   | 0.0   | .   | .    | .   | .   | .  | .  |
| 52        | MABANY, Sam        | 3      | 1   | .  | 1     | 0.0 | .    | .   | .   | .  | .  | 4      | 1   | .   | 1   | 0.0   | .   | .    | .   | .   | .  | .  |
| 80        | WHITE, Reece       | 4      | 1   | .  | 1     | 0.0 | .    | .   | .   | .  | .  | 33     | 2   | .   | 2   | 0.0   | .   | .    | .   | .   | .  | .  |
| 46        | WALSH, Michael     | 4      | 1   | .  | 1     | 0.0 | .    | .   | .   | 1  | .  | 5      | 1   | .   | 1   | 0.0   | .   | .    | .   | 1   | .  | .  |
| 27        | PARKER, Bijon      | 4      | 1   | .  | 1     | 0.0 | .    | .   | .   | .  | .  | 4      | 1   | .   | 1   | 0.0   | .   | .    | .   | .   | .  | .  |
| 23        | ADEWON, Tayo       | 4      | .   | 1  | 1     | 0.0 | .    | .   | .   | .  | .  | 9      | .   | 1   | 1   | 0.0   | .   | .    | .   | .   | .  | .  |
| 95        | SANDERS, Jason     | 4      | .   | 1  | 1     | 0.0 | .    | .   | .   | .  | .  | 16     | 1   | 4   | 5   | 0.0   | .   | .    | .   | .   | .  | .  |
| 59        | LEE, Chris         | 4      | .   | .  | .     | 0.0 | .    | .   | .   | 1  | .  | 13     | 2   | 1   | 3   | 1.0   | 1.0 | .    | .   | 1   | .  | .  |
| 6         | PRESSLEY, Jhurell  | 4      | .   | .  | .     | 0.0 | .    | .   | .   | 1  | .  | 4      | .   | .   | .   | 0.0   | .   | .    | .   | 1   | .  | .  |
| Total     |                    | 4      | 164 | 90 | 254   | 33  | 12   | 3   | 11  | 4  | 1  |        |     |     |     |       |     |      |     |     |    |    |
| Opponents |                    | 4      | 184 | 70 | 254   | 21  | 3    | 2   | 10  | 1  | 1  |        |     |     |     |       |     |      |     |     |    |    |



TEAM STATISTICS

| Date       | Opponent           | Rushing |      |    |    | Receiving |      |    |    | Passing |     |     |      | Kick Returns |    |     |     | Punt Returns |    |     |     | tot off |    |      |
|------------|--------------------|---------|------|----|----|-----------|------|----|----|---------|-----|-----|------|--------------|----|-----|-----|--------------|----|-----|-----|---------|----|------|
|            |                    | no.     | yds  | td | lg | no.       | yds  | td | lg | cmp     | att | int | yds  | td           | lg | no. | yds | td           | lg | no. | yds |         | td | lg   |
| Sep 05     | MISS. VALLEY STATE | 52      | 339  | 8  | 64 | 12        | 172  | 0  | 26 | 12      | 19  | 0   | 172  | 0            | 26 | 1   | 32  | 0            | 32 | 3   | 17  | 0       | 13 | 511  |
| Sep 12     | TULSA              | 47      | 224  | 2  | 26 | 11        | 166  | 1  | 62 | 11      | 21  | 1   | 166  | 1            | 62 | 5   | 110 | 0            | 37 | 0   | 0   | 0       | 0  | 390  |
| Sep 18     | at Arizona State   | 47      | 184  | 1  | 65 | 12        | 111  | 0  | 36 | 12      | 29  | 1   | 111  | 0            | 36 | 3   | 48  | 0            | 20 | 1   | 7   | 0       | 7  | 295  |
| Sep 26     | at Wyoming         | 47      | 302  | 4  | 56 | 5         | 107  | 1  | 64 | 5       | 8   | 0   | 107  | 1            | 64 | 2   | 45  | 0            | 30 | 0   | 0   | 0       | 0  | 409  |
| New Mexico |                    | 193     | 1049 | 15 | 65 | 40        | 556  | 2  | 64 | 40      | 77  | 2   | 556  | 2            | 64 | 11  | 235 | 0            | 37 | 4   | 24  | 0       | 13 | 1605 |
|            |                    | 159     | 479  | 3  | 33 | 74        | 1052 | 9  | 93 | 74      | 125 | 3   | 1052 | 9            | 93 | 7   | 156 | 0            | 34 | 4   | 11  | 0       | 9  | 1531 |

Games: 4 • Avg/rush: 5.4 • Avg/catch: 13.9 • Pass effic: 115.98 • KR avg: 21.4 • PR avg: 6.0 • All purpose avg/game: 476.0 • Total offense avg/gm: 401.2

| Date       | Opponent           | Tackles |    |       |          | Sacks<br>no-yds | Fumble |        | Pass Defense |     |      | blkd<br>kick | PAT Attempts |      |     | off |     |     |     |
|------------|--------------------|---------|----|-------|----------|-----------------|--------|--------|--------------|-----|------|--------------|--------------|------|-----|-----|-----|-----|-----|
|            |                    | ua      | a  | total | tfl-yds  |                 | ff     | fr-yds | int-yds      | qbh | brup |              | kick         | rush | rcv | saf | t/o | pts |     |
| Sep 05     | MISS. VALLEY STATE | 37      | 26 | 63    | 13.0-71  | 6.0-45          | 1      | 2-0    | 1-32         | 3   | 1    | 0            | 9-9          | 0    | 0   | 0   | 0   | 17  | 66  |
| Sep 12     | TULSA              | 55      | 28 | 83    | 5.0-24   | 2.0-19          | 0      | 1-0    | 0-0          | 1   | 4    | 0            | 3-3          | 0    | 0   | 0   | 0   | 0   | 21  |
| Sep 18     | at Arizona State   | 28      | 24 | 52    | 5.0-18   | 1.0-11          | 0      | 1-0    | 0-0          | 3   | 3    | 0            | 1-1          | 0    | 0   | 0   | 0   | 3   | 10  |
| Sep 26     | at Wyoming         | 44      | 12 | 56    | 10.0-39  | 3.0-22          | 0      | 0-0    | 2-8          | 0   | 3    | 0            | 5-5          | 0    | 0   | 0   | 0   | 3   | 38  |
| New Mexico |                    | 164     | 90 | 254   | 33.0-152 | 12.0-97         | 1      | 4-0    | 3-40         | 7   | 11   | 0            | 18-18        | 0    | 0   | 0   | 0   | 23  | 135 |
|            |                    | 184     | 70 | 254   | 21.0-69  | 3.0-15          | 1      | 1-0    | 2-14         | 0   | 10   | 0            | 12-12        | 0    | 0   | 0   | 0   | 10  | 102 |

| Date       | Opponent           | Punting |     |      |      |      |    |    | Field Goals |     |        | Kickoffs |      |     |      |      |    |    |
|------------|--------------------|---------|-----|------|------|------|----|----|-------------|-----|--------|----------|------|-----|------|------|----|----|
|            |                    | no.     | yds | avg  | long | blkd | tb | fc | 50+         | i20 | md-att | long     | blkd | no. | yds  | avg  | tb | ob |
| Sep 05     | MISS. VALLEY STATE | 1       | 42  | 42.0 | 42   | 0    | 0  | 0  | 0           | 0   | 1-1    | 28       | 0    | 11  | 715  | 65.0 | 5  | 0  |
| Sep 12     | TULSA              | 6       | 266 | 44.3 | 50   | 0    | 0  | 4  | 1           | 1   | 0-1    | 0        | 0    | 4   | 260  | 65.0 | 4  | 0  |
| Sep 18     | at Arizona State   | 9       | 382 | 42.4 | 61   | 0    | 1  | 3  | 2           | 2   | 1-2    | 32       | 0    | 3   | 195  | 65.0 | 2  | 0  |
| Sep 26     | at Wyoming         | 5       | 198 | 39.6 | 58   | 0    | 0  | 2  | 1           | 2   | 1-1    | 22       | 0    | 7   | 440  | 62.9 | 7  | 0  |
| New Mexico |                    | 21      | 888 | 42.3 | 61   | 0    | 1  | 9  | 4           | 5   | 3-5    | 32       | 0    | 25  | 1610 | 64.4 | 18 | 0  |
|            |                    | 23      | 909 | 39.5 | 55   | 0    | 0  | 4  | 6           | 6   | 6-6    | 34       | 0    | 21  | 1299 | 61.9 | 9  | 1  |

OPPONENT STATISTICS

| Date      | Opponent           | Rushing |      |    |    | Receiving |      |    |    | Passing |     |     |      | Kick Returns |    |     |     | Punt Returns |    |     |     | tot off |    |      |
|-----------|--------------------|---------|------|----|----|-----------|------|----|----|---------|-----|-----|------|--------------|----|-----|-----|--------------|----|-----|-----|---------|----|------|
|           |                    | no.     | yds  | td | lg | no.       | yds  | td | lg | cmp     | att | int | yds  | td           | lg | no. | yds | td           | lg | no. | yds |         | td | lg   |
| Sep 05    | MISS. VALLEY STATE | 40      | 26   | 0  | 27 | 6         | 48   | 0  | 14 | 6       | 16  | 1   | 48   | 0            | 14 | 6   | 122 | 0            | 29 | 0   | 0   | 0       | 0  | 74   |
| Sep 12    | TULSA              | 59      | 279  | 2  | 22 | 16        | 321  | 2  | 69 | 16      | 30  | 0   | 321  | 2            | 69 | 0   | 0   | 0            | 0  | 1   | 0   | 0       | 0  | 600  |
| Sep 18    | at Arizona State   | 30      | 132  | 1  | 33 | 22        | 317  | 3  | 93 | 22      | 37  | 0   | 317  | 3            | 93 | 1   | 34  | 0            | 34 | 2   | 2   | 0       | 4  | 449  |
| Sep 26    | at Wyoming         | 30      | 42   | 0  | 17 | 30        | 366  | 4  | 37 | 30      | 42  | 2   | 366  | 4            | 37 | 0   | 0   | 0            | 0  | 1   | 9   | 0       | 9  | 408  |
| Opponents |                    | 159     | 479  | 3  | 33 | 74        | 1052 | 9  | 93 | 74      | 125 | 3   | 1052 | 9            | 93 | 7   | 156 | 0            | 34 | 4   | 11  | 0       | 9  | 1531 |
|           |                    | 193     | 1049 | 15 | 65 | 40        | 556  | 2  | 64 | 40      | 77  | 2   | 556  | 2            | 64 | 11  | 235 | 0            | 37 | 4   | 24  | 0       | 13 | 1605 |

Games: 4 • Avg/rush: 3.0 • Avg/catch: 14.2 • Pass effic: 148.85 • KR avg: 22.3 • PR avg: 2.8 • All purpose avg/game: 428.0 • Total offense avg/gm: 382.8

| Date      | Opponent           | Tackles |    |       |          | Sacks |       | Fumble |        | Pass Defense |     |      | blkd | PAT Attempts |      |     | off |     |     |     |   |   |   |
|-----------|--------------------|---------|----|-------|----------|-------|-------|--------|--------|--------------|-----|------|------|--------------|------|-----|-----|-----|-----|-----|---|---|---|
|           |                    | ua      | a  | total | tfl-yds  | no    | yds   | ff     | fr-yds | int-yds      | qbh | brup | kick | kick         | rush | rcv | saf | t/o | pts |     |   |   |   |
| Sep 05    | MISS. VALLEY STATE | 40      | 30 | 70    | 3.0-5    | 0     | 0-0   | 0      | 0-0    | 0-0          | 0   | 4    | 0    | 0-0          | 0    | 0   | 0   | 0   | 0   | 0   | 0 | 0 | 0 |
| Sep 12    | TULSA              | 48      | 16 | 64    | 8.0-29   | 1     | 1-0   | 1      | 1-0    | 1-14         | 0   | 1    | 0    | 4-4          | 0    | 0   | 0   | 0   | 10  | 40  |   |   |   |
| Sep 18    | at Arizona State   | 56      | 12 | 68    | 7.0-26   | 2     | 2-10  | 0      | 0-0    | 1-0          | 0   | 4    | 0    | 4-4          | 0    | 0   | 0   | 0   | 0   | 34  |   |   |   |
| Sep 26    | at Wyoming         | 40      | 12 | 52    | 3.0-9    | 0     | 0-0   | 0      | 0-0    | 0-0          | 0   | 1    | 0    | 4-4          | 0    | 0   | 0   | 0   | 0   | 28  |   |   |   |
| Opponents |                    | 184     | 70 | 254   | 21.0-69  | 3     | 3-15  | 1      | 1-0    | 2-14         | 0   | 10   | 0    | 12-12        | 0    | 0   | 0   | 0   | 10  | 102 |   |   |   |
|           |                    | 164     | 90 | 254   | 33.0-152 | 12    | 12-97 | 1      | 4-0    | 3-40         | 7   | 11   | 0    | 18-18        | 0    | 0   | 0   | 0   | 23  | 135 |   |   |   |

| Date      | Opponent           | Punting |     |      |      |      |    |    | Field Goals |     |        | Kickoffs |      |     |      |      |    |    |
|-----------|--------------------|---------|-----|------|------|------|----|----|-------------|-----|--------|----------|------|-----|------|------|----|----|
|           |                    | no.     | yds | avg  | long | blkd | tb | fc | 50+         | i20 | md-att | long     | blkd | no. | yds  | avg  | tb | ob |
| Sep 05    | MISS. VALLEY STATE | 9       | 316 | 35.1 | 44   | 0    | 0  | 2  | 0           | 0   | 0-0    | 0        | 0    | 1   | 56   | 56.0 | 0  | 0  |
| Sep 12    | TULSA              | 3       | 112 | 37.3 | 55   | 0    | 0  | 1  | 1           | 2   | 4-4    | 34       | 0    | 9   | 570  | 63.3 | 4  | 0  |
| Sep 18    | at Arizona State   | 6       | 274 | 45.7 | 52   | 0    | 0  | 1  | 3           | 2   | 2-2    | 24       | 0    | 7   | 427  | 61.0 | 4  | 0  |
| Sep 26    | at Wyoming         | 5       | 207 | 41.4 | 55   | 0    | 0  | 0  | 2           | 2   | 0-0    | 0        | 0    | 4   | 246  | 61.5 | 1  | 1  |
| Opponents |                    | 23      | 909 | 39.5 | 55   | 0    | 0  | 4  | 6           | 6   | 6-6    | 34       | 0    | 21  | 1299 | 61.9 | 9  | 1  |
|           |                    | 21      | 888 | 42.3 | 61   | 0    | 1  | 9  | 4           | 5   | 3-5    | 32       | 0    | 25  | 1610 | 64.4 | 18 | 0  |

**PASSING**

|                          | Comp | Att | Int | Pct   | Yards | TD | Long | Sack | Yds | Effic |
|--------------------------|------|-----|-----|-------|-------|----|------|------|-----|-------|
| <b>Lamar Jordan</b>      |      |     |     |       |       |    |      |      |     |       |
| Mississippi Valley State | 7    | 7   | 0   | 100.0 | 103   | 0  | 26   | 0    | 0   | 223.6 |
| Tulsa                    | 8    | 14  | 1   | 57.1  | 141   | 1  | 62   | 0    | 0   | 151.0 |
| Arizona State            | 4    | 11  | 0   | 36.4  | 22    | 0  | 13   | 1    | 3   | 53.2  |
| at Wyoming               | 5    | 8   | 0   | 62.5  | 107   | 1  | 64   | 0    | 0   | 216.1 |
| <b>Austin Apodoca</b>    |      |     |     |       |       |    |      |      |     |       |
| Mississippi Valley State | 5    | 12  | 0   | 41.7  | 69    | 0  | 16   | 0    | 0   | 90.0  |
| Tulsa                    | 3    | 7   | 0   | 42.9  | 25    | 0  | 10   | 1    | 5   | 72.9  |
| Arizona State            | 8    | 18  | 1   | 44.4  | 89    | 0  | 36   | 1    | 7   | 74.9  |
| at Wyoming               | 0    | 0   | 0   | 0.0   | 0     | 0  | 0    | 0    | 0   | 0     |
| <b>Caleb Kimbro</b>      |      |     |     |       |       |    |      |      |     |       |
| Mississippi Valley State | 0    | 0   | 0   | 0.0   | 0     | 0  | 0    | 0    | 0   | 0     |

**RUSHING & RECEIVING**

| <b>RUSHING</b>  | No-Yds/TD | MVSU    | TLS     | ASU     | WY       | NMS | NV | HI | SJ | US | BSU | CS | AF |
|-----------------|-----------|---------|---------|---------|----------|-----|----|----|----|----|-----|----|----|
| PRESSLEY, Jhu.  | 55-248/2  | 10-47/1 | 11-42/0 | 17-56/0 | 17-103/1 |     |    |    |    |    |     |    |    |
| JORDAN, Lamar   | 35-247/2  | 5-62/1  | 9-35/0  | 6-3/0   | 15-147/1 |     |    |    |    |    |     |    |    |
| McQUARLEY, R.   | 20-113/2  | 11-53/0 | 1-2/0   | 3-3/0   | 5-55/2   |     |    |    |    |    |     |    |    |
| GIPSON, Teriyon | 23-113/2  | DNP     | 9-71/2  | 10-35/0 | 4-7/0    |     |    |    |    |    |     |    |    |
| CHESTNUT, Daryl | 8-103/2   | 6-108/2 | 2--5/0  | -       | -        |     |    |    |    |    |     |    |    |
| OWENS, Tyrone   | 12-88/3   | 3-11/2  | 4-3/0   | 4-72/1  | 1-2/0    |     |    |    |    |    |     |    |    |
| GAMBLIN, Dameon | 7-48/0    | 2-11/0  | 4-42/0  | 1--5/0  | -        |     |    |    |    |    |     |    |    |
| WIGGINS, Carlos | 3-40/0    | 0-7/0   | 3-33/0  | -       | -        |     |    |    |    |    |     |    |    |
| ANAYA, David    | 7-36/1    | 2-12/1  | -       | 3-22/0  | 2-2/0    |     |    |    |    |    |     |    |    |
| JORDAN, Romell  | 6-33/0    | 6-33/0  | DNP     | DNP     | DNP      |     |    |    |    |    |     |    |    |
| ROGERS, Zack    | 2-10/0    | -       | 2-10/0  | -       | -        |     |    |    |    |    |     |    |    |
| WOODHOUSE, Diq. | 5-5/0     | 5-5/0   | -       | -       | DNP      |     |    |    |    |    |     |    |    |
| APODOCA, Austin | 5--11/0   | -       | 2--9/0  | 3--2/0  | -        |     |    |    |    |    |     |    |    |
| TEAM            | 5--24/0   | 2--10/0 | -       | DNP     | 3--14/0  |     |    |    |    |    |     |    |    |

| <b>RECEIVING</b> | No-Yds/TD | MVSU   | TLS     | ASU    | WY     | NMS | NV | HI | SJ | US | BSU | CS | AF |
|------------------|-----------|--------|---------|--------|--------|-----|----|----|----|----|-----|----|----|
| GAMBLIN, Dameon  | 15-230/1  | 3-45/0 | 8-131/1 | 4-54/0 | -      |     |    |    |    |    |     |    |    |
| WIGGINS, Carlos  | 6-140/1   | 2-19/0 | 1-39/0  | 2-18/0 | 1-64/1 |     |    |    |    |    |     |    |    |
| WHITE, Reece     | 3-48/0    | 1-26/0 | -       | 2-22/0 | -      |     |    |    |    |    |     |    |    |
| HART-JOHNSON, D  | 5-36/0    | 2-25/0 | 1--2/0  | 1-2/0  | 1-11/0 |     |    |    |    |    |     |    |    |
| DAVIS, Chris     | 3-31/0    | 2-19/0 | DNP     | 1-12/0 | DNP    |     |    |    |    |    |     |    |    |
| JONES, Ridge     | 2-29/0    | 1-21/0 | -       | -      | 1-8/0  |     |    |    |    |    |     |    |    |
| BUNDY, Marquis   | 1-20/0    | -      | -       | -      | 1-20/0 |     |    |    |    |    |     |    |    |
| QUARELLS, Matt   | 1-17/0    | 1-17/0 | DNP     | -      | DNP    |     |    |    |    |    |     |    |    |
| GIPSON, Teriyon  | 3-3/0     | DNP    | 1--2/0  | 1-1/0  | 1-4/0  |     |    |    |    |    |     |    |    |
| CHESTNUT, Daryl  | 1-2/0     | -      | -       | 1-2/0  | -      |     |    |    |    |    |     |    |    |

| Total Tackles   | UA-A  | Total | MVSU | TLS  | ASU | WY  | NMS | NV | HI | SJ | US | BSU | CS | AF |
|-----------------|-------|-------|------|------|-----|-----|-----|----|----|----|----|-----|----|----|
| CARSON, Kimmie  | 27-4  | 31    | 3-0  | 11-1 | 5-1 | 8-2 |     |    |    |    |    |     |    |    |
| COX, Dakota     | 17-13 | 30    | 1-2  | 7-5  | 4-3 | 5-3 |     |    |    |    |    |     |    |    |
| CROSBY, Lee     | 10-8  | 18    | 1-1  | 5-3  | 2-3 | 2-1 |     |    |    |    |    |     |    |    |
| DANIELS, Mauric | 11-6  | 17    | 4-3  | 3-1  | 3-1 | 1-1 |     |    |    |    |    |     |    |    |
| DUNCAN, Donnie  | 14-1  | 15    | 2-1  | 2-0  | 5-0 | 5-0 |     |    |    |    |    |     |    |    |
| BYRD, Markel    | 7-7   | 14    | 1-0  | 4-5  | 0-2 | 2-0 |     |    |    |    |    |     |    |    |
| LANGFORD, Ryan  | 5-8   | 13    | 1-2  | 1-3  | 1-3 | 2-0 |     |    |    |    |    |     |    |    |
| SANTOS, Ryan    | 6-5   | 11    | 0-1  | 2-3  | 2-1 | 2-0 |     |    |    |    |    |     |    |    |
| HENRY, Daniel   | 7-4   | 11    | 2-0  | 1-0  | 0-2 | 4-2 |     |    |    |    |    |     |    |    |
| D'AVANZO, Nik   | 5-5   | 10    | 2-2  | 1-0  | 0-2 | 2-1 |     |    |    |    |    |     |    |    |
| HUGHES, Garrett | 5-4   | 9     | 0-2  | 4-0  | 1-1 | 0-1 |     |    |    |    |    |     |    |    |
| WHITE, Donnie   | 6-3   | 9     | 3-2  | 2-0  | 0-1 | 1-0 |     |    |    |    |    |     |    |    |
| JONES, Cranston | 8-0   | 8     | 1-0  | 2-0  | 1-0 | 4-0 |     |    |    |    |    |     |    |    |
| BENNETT, Ricky  | 5-3   | 8     | 1-0  | 4-3  | -   | -   |     |    |    |    |    |     |    |    |
| UDEH, William   | 2-5   | 7     | 1-1  | 0-2  | 0-1 | 1-1 |     |    |    |    |    |     |    |    |
| MARTIN, Nias    | 7-0   | 7     | 4-0  | 1-0  | 2-0 | -   |     |    |    |    |    |     |    |    |
| TIMMONS, Taylor | 4-2   | 6     | 1-1  | 1-0  | 0-1 | 2-0 |     |    |    |    |    |     |    |    |
| OKONKWO, Kene   | 2-3   | 5     | 2-1  | 0-2  | -   | -   |     |    |    |    |    |     |    |    |
| ARREDONDO, M.   | 1-3   | 4     | 0-3  | 1-0  | -   | -   |     |    |    |    |    |     |    |    |
| ROTHSCHILLER, J | 2-1   | 3     | 0-1  | -    | 1-0 | 1-0 |     |    |    |    |    |     |    |    |
| DONALDSON, K.   | 1-2   | 3     | 0-2  | 1-0  | -   | -   |     |    |    |    |    |     |    |    |
| RUSSO, John     | 1-1   | 2     | -    | -    | 1-1 | -   |     |    |    |    |    |     |    |    |
| BROWN, Isaiah   | 2-0   | 2     | DNP  | 1-0  | DNP | 1-0 |     |    |    |    |    |     |    |    |
| MACKEY, Marquez | 1-0   | 1     | 1-0  | DNP  | DNP | DNP |     |    |    |    |    |     |    |    |
| GREEN, Travis   | 1-0   | 1     | -    | 1-0  | -   | -   |     |    |    |    |    |     |    |    |
| MABANY, Sam     | 1-0   | 1     | 1-0  | -    | -   | DNP |     |    |    |    |    |     |    |    |
| BAKER, Cody     | 1-0   | 1     | 1-0  | -    | -   | -   |     |    |    |    |    |     |    |    |
| WALSH, Michael  | 1-0   | 1     | 1-0  | -    | -   | -   |     |    |    |    |    |     |    |    |
| ANAYA, David    | 1-0   | 1     | 1-0  | -    | -   | -   |     |    |    |    |    |     |    |    |
| ADEWON, Tayo    | 0-1   | 1     | 0-1  | -    | -   | -   |     |    |    |    |    |     |    |    |
| WHITE, Reece    | 1-0   | 1     | -    | -    | -   | 1-0 |     |    |    |    |    |     |    |    |
| PARKER, Bijon   | 1-0   | 1     | 1-0  | -    | -   | -   |     |    |    |    |    |     |    |    |
| SANDERS, Jason  | 0-1   | 1     | -    | -    | 0-1 | -   |     |    |    |    |    |     |    |    |
| WOODHOUSE, Diq. | 1-0   | 1     | 1-0  | -    | -   | DNP |     |    |    |    |    |     |    |    |

**INDIVIDUAL**

**50-YARD TOUCHDOWN RUN**

New Mexico: 56, Lamar Jordan at Wyoming (9/26/2015)

Opponent: 76, Dee Hart, Colorado State (11/22/2014)

**70-YARD RUN**

New Mexico: 72, Romell Jordan at Utah State (11/15/2014)

Opponent: 76, Dee Hart, Colorado State (11/22/2014)

**70-YARD RECEPTION**

New Mexico: 75, Tyler Duncan from Lamar Jordan vs. Wyoming (11/29/2014)

Opponent: 93, Demario Richard from Mike Bercovici, Arizona State (9/18/2015)

**30 RUSHING ATTEMPTS**

New Mexico: 41, Kasey Carrier at UTEP (2013)

Opponent: 33, Zack Langer, Tulsa (9/12/2015)

**150 YARDS RUSHING**

New Mexico: 208, Teriyon Gipson vs. Boise State (11/8/2014)

Opponent: 163, Shaun Hill, Wyoming (11/29/2014)

**200 YARDS RUSHING**

New Mexico: 208, Teriyon Gipson vs. Boise State (11/8/2014)

Opponent: 230, Dee Hart, Colorado State (11/22/2014)

**TWO PLAYERS, 100 + YARDS RUSHING**

New Mexico: Lamar Jordan (147) & Jhurell Pressley (103) at Wyoming (9/26/2015)

Opponent: Zack Langer (139) and D'Angelo Brewer (133), Tulsa (9/12/2015)

**THREE PLAYERS, 100 + YARDS RUSHING**

New Mexico: Kasey Carrier (192), Carlos Wiggins (119) & Cole Gautsche (108) vs. UNLV (2013)

Opponent: Alvester Alexander (151), Robert Herron (122) & Austyn Carta-Samuels (119), Wyoming (2010)

**30 PASS COMPLETIONS**

New Mexico: 30, B.R. Holbrook vs. Texas Tech (2010)

Opponent: 30, Cameron Coffman, Wyoming (9/26/2015)

**50 PASS ATTEMPTS**

New Mexico: 50, B.R. Holbrook vs. Texas Tech (2010)

Opponent: 50, Willie Tuitama, Arizona (2008)

**400 YARDS PASSING**

New Mexico: 408, Casey Kelly vs. UNLV (2003)

Opponent: 527, Derek Carr, Fresno State (2013)

**100 YARDS RUSHING & PASSING**

New Mexico: Lamar Jordan (147 rushing, 107 passing) at Wyoming (9/26/2015)

Opponent: Brett Smith, Wyoming (138 rushing, 247 passing) (2013)

**500 YARDS TOTAL OFFENSE**

New Mexico: 594, Jeremy Leach vs. Utah (1989)

Opponent: 527, Derek Carr, Fresno State (2013)

**10 PASS RECEPTIONS**

New Mexico: 11, Ty Kirk vs. New Mexico State (2011)

Opponent: 10, Rashard Higgins, Colorado State (11/22/2014)

**150 YARDS RECEIVING**

New Mexico: 209, Deon Long vs. Sam Houston State (2011)

Opponent: 151, Demario Richard, Arizona State (9/18/2015)

**2+ PLAYERS, 100 + YARDS RECEIVING**

New Mexico: Deon Long (209) & Ty Kirk (127) vs. Sam Houston State (2011)

Opponent: Keyarris Garrett (102) and Josh Atkinson (119), Tulsa (9/12/2015)

**SCORED THREE TOUCHDOWNS**

New Mexico: 3, Teriyon Gipson vs. Boise State (11/8/2014)

Opponent: 3, Jay Ajayi, Boise State (11/8/2014)

**FOUR TOUCHDOWN PASSES**

New Mexico: 4, Graham Leigh vs. Utah State (1998)

Opponent: Cameron Coffman, Wyoming (9/26/2015)

**FOUR RUSHING TOUCHDOWNS**

New Mexico: 4, Kasey Carrier at UTEP (2013)

Opponent: 5, Dee Hart, Colorado State (11/22/2014)

**THREE TOUCHDOWN RECEPTIONS**

New Mexico: 3, Deon Long vs. Sam Houston State (2011)

Opponent: 3, Matt Miller, Boise State (2013)

**FIVE FIELD GOALS**

New Mexico: 5, James Aho vs. Arizona (2008)

Opponent: 5, Drew Dunning, Washington St. (2003)

**50-YARD FIELD GOAL**

New Mexico: 51, James Aho vs. Wyoming (2010)

Opponent: 52, Ben Jaekle, UNLV (2008)

**TWO INTERCEPTIONS**

New Mexico: 2, Destrory Berry vs. Texas State (2012)

Opponent: 2, Jon Davis, Air Force (2009)

**TWO FUMBLE RECOVERIES**

New Mexico: 2, A.J. Butler vs. Utah (2010)

**PUNT RETURN FOR TOUCHDOWN (no block)**

New Mexico: 63 yards, Dwight Counter vs. Weber State (2002)

Opponent: 65 yards, Jolo Natson, Utah State (2013)

**TWO PUNT RETURNS FOR TOUCHDOWN (no block)**

New Mexico: Has not occurred

Opponent: 64 yards, 61 yards Cliff Harris, Oregon (2010)

**KICKOFF RETURN FOR A TOUCHDOWN**

New Mexico: 97 yards, Carlos Wiggins vs. Wyoming (11/29/2014)

Opponent: 100 yards, Mike Edwards, Hawaii (2012)

**INTERCEPTION RETURN FOR TOUCHDOWN**

New Mexico: 32 yards, Travis Green vs. Mississippi Valley State (9/5/2015)

Opponent: 65 yards, Alex Means, Air Force (2012)

**BLOCKED PAT**

New Mexico: Brett Bowers at UTSA (10/4/2014)

Opponent: Troy Timmerman, Air Force (2013)

**BLOCKED FIELD GOAL**

New Mexico: Nik D'Avanzo vs. Fresno State (2013)

Opponent: Will Tutein, Wyoming (11/29/2014)

**BLOCKED FIELD GOAL RETURN**

New Mexico: 45 yards, Anthony Hooks vs. UTEP (2010)

Opponent: Has not occurred

**BLOCKED PUNT**

New Mexico: Victor James at San Diego State (2009)

Opponent: Kamalei Correa, Boise State (11/8/2014)

**FUMBLE RETURN FOR A TOUCHDOWN**

New Mexico: 15 yards, Joseph Harris vs. Southern (2012)

Opponent: 25 yards, Marlon Johnson, Nevada (2011)

**DEFENSIVE TWO-POINT CONVERSION**

New Mexico: Brandon Branch vs. Arizona State (9/6/2014)

Opponent: Has not occurred

**TEAM**

**OVERTIME GAME**

Won 42-35 (OT) at UTEP (2013)

**SHUTOUT**

New Mexico: 66-0 vs. Mississippi Valley State (9/5/2015); FBS: 24-0 vs. Wyoming (2008)

Opponent: 45-0, Texas (2012)

**50 POINTS**

New Mexico: 66 vs. Mississippi Valley State (9/5/2015)

Opponent: 60, Boise State (11/8/2014)

**60 RUSHING ATTEMPTS**

New Mexico: 61 at UNLV (11/1/2014)

Opponent: 74, Air Force (10/18/2014)

**300 YARDS RUSHING**

New Mexico: 302 at Wyoming (9/26/2015)

Opponent: 397, San Diego State (10/10/2014)

**400 YARDS RUSHING**

New Mexico: 505 vs. Boise State (11/8/2014)

Opponent: 423, Arizona State (9/6/2014)

**FOUR RUSHING TDS**

New Mexico: 4 at Wyoming (9/26/2015)

Opponent: 5, Colorado State (11/22/2014)

**400 YARDS PASSING**

New Mexico: 434 vs. Sam Houston State (2011)

Opponent: 406, Colorado State (2014)

**FOUR PASSING TDS**

New Mexico: 4 vs. Sam Houston State (2011)

Opponent: 4 at Wyoming (9/26/2015)

**500 YARDS TOTAL OFFENSE**

New Mexico: 511 vs. Mississippi Valley State (9/5/2015)

Opponent: 600, Tulsa (9/12/2015)

**30 FIRST DOWNS**

New Mexico: 33 vs. San Diego State (2005)

Opponent: 31, Tulsa (9/12/2015)

**INTERCEPTED FIVE PASSES**

New Mexico: 5 vs. San Diego State (2003)

Opponent: 5, Colorado State (2001)

**100 YARDS IN PENALTIES**

New Mexico: 154 vs. Tulsa (9/12/2015)

Opponent: 141, BYU (2010)

**LOST FIVE FUMBLES**

New Mexico: 5 vs. Brigham Young (1984)

Opponent: 5, Air Force (2007)

**FAILED TO GAIN 100 YARDS RUSHING**

New Mexico: 84 vs. Texas Tech (2012)

Opponent: 42 at Wyoming (9/26/2015)

**FAILED TO GAIN 100 YARDS PASSING**

New Mexico: 5 at UNLV (11/1/2014)

Opponent: 48 vs. Mississippi Valley State (9/5/2015)

**FAILED TO GAIN 200 YARDS TOTAL OFFENSE**

New Mexico: 127, Texas Tech (2012)

Opponent: 74 vs. Mississippi Valley State (9/5/2015)

**RECORDED A SAFETY**

New Mexico: Stephen Hutchison & George Carter, sacked Arizona's Willie Tuitama (2007)

Opponent: Team safety, TCU (2009)

**NO PUNTS**

New Mexico: vs. Colorado State (2013)

Opponent: Oregon (2010)

**SCORED TDS ON OFFENSE, DEFENSE AND SPECIAL TEAMS**

New Mexico: vs. Wyoming (11/29/2014)

Opponent: Utah (2010)

**TOP MARKS BY UNM OPPONENTS VS. LOBOS**

|               | INDIVIDUAL                                      | TEAM                      | INDIVIDUAL  | TEAM                                  |
|---------------|---|---------------------------|-------------|---------------------------------------|
| First Downs   |   | 38, Texas Tech (2012)     | INTs        | 3, Gerald Campbell, UTEP (1950)       |
| Rushing Att.  | 47, Steve Bartalo, CSU (1985)                   |                           |             | 3, Gene Franz, BYU (1962)             |
|               |   | 82, Air Force (1987)      |             | 3, Derwin Gray, BYU (1990)            |
| Rushing Yards | 325, Andre Davis, TCU (1994)                    |                           |             | 7, UTEP (1950)                        |
|               |   | 646, Air Force (1987)     |             | 7, West Texas (1950)                  |
| Long TD       | 94, Alvester Alexander, Wyoming (2010)          |                           |             | 7, Arizona (1953)                     |
| Rushing Tds   | 6, Kapri Bibbs, Colorado State (2013)           |                           | Rec. Yards  | 263, Jay Miller, BYU (1973)           |
|               |   | 10, Air Force (1987)      | Receptions  | 22, Jay Miller, BYU (1973)            |
| Pass Att.     | 69, Sonny Cumbie, Texas Tech (2004)             |                           | TD Rec.     | 4, Kirk Pendleton, BYU (1983)         |
|               |   | 69, Texas Tech (2004)     |             | 4, Roger Garidel, Utah (1971)         |
| Pass Comp.    | 47, Chase Holbrook, New Mexico St. (2007)       |                           | INT Return  | 100, Larry Durham, UTEP (1962)        |
|               |   | 47, New Mexico St. (2007) | Field Goals | 5, Hawai'i (1981)                     |
| Passing Yards | 585, Robbie Bosco, BYU (1985)                   |                           |             | 5, Washington St. (2003)              |
|               |   | 585, BYU (1985)           | Long FG     | 56, Owen Pochman, BYU (2000)          |
| Long Pass     | 98, Jack Steptoe from Dan Hagemann, Utah (1976) |                           | Punts       | 13, Lonnie Crittenden, UTEP (1962)    |
| Total Plays   | 84, Brad Smith, Missouri (2005)                 |                           |             | 13, UTEP (1962)                       |
|               |   | 105, Missouri (2005)      |             | 13, UTEP (1983)                       |
| Total Off.    | 592, Robbie Bosco, BYU (1985)                   |                           | Long Punt   | 89, Jeff Babcock, Colorado St. (2004) |
|               |   | 822, Fresno State (2013)  | Punt Return | 95, Morris Owens, Arizona St. (1972)  |
| TD Passes     | 7, Derek Carr, Fresno State (2013)              |                           | KO Return   | 100, Cedric Johnson, UTEP (1996)      |
|               |   | 7, Fresno State (2013)    |             | 100, Ivory McCann, Texas Tech (2001)  |
|               |   | 7, UTEP (1967)            |             |                                       |

# SEASON BOX SCORES




**0** **GAME 1 - SEPT. 5, 2015**  
**ALBUQUERQUE, N.M.**  
**ATT: 21,930**

**66**

**ALBUQUERQUE, N.M.** — The University of New Mexico got a school-record tying eight rushing touchdowns and UNM's defense allowed fewer than 100 yards and recorded its first shutout since 2008 as the Lobos opened the season with a 66-0 win over Mississippi Valley State of the FCS.

The win was the largest shutout victory in 65 years, and the largest margin of victory in 55 years. The Lobos rolled up 511 yards while allowing just 74. The game actually opened up with the Delta Devils holding UNM to a three-and-out, forcing a punt. That punt was the only punt of the game as UNM scored on its next nine drives.

UNM opened the scoring with a 28-yard touchdown run from Lamar Jordan, who also went a perfect 7-for-7 passing on the evening. The Lobos then caught a break when a Romell Jordan fumble rolled into the end zone for a touchdown when starting left tackle Reno Henderson fell on the ball. It marked the first touchdown by an offensive lineman in at least 40 years. UNM then scored 17 seconds later after a fumble when Jhurrell Pressley darted in, and the rout was on.

Tyrone Owens scored two second quarter touchdowns, David Anaya added one in the third, and Daryl Chestnut's first two career carries went for 64- and 37-yard scores. Travis Green ended the scoring with a 32-yard touchdown on an interception return.

Kicker Jason Sanders, who won the placekicking job in camp, was 9-for-9 on extra points and hit a 28-yard field goal.

**TEAM NOTES:**

- \*Attendance, despite a downpour right before the game, was 21,930. UNM's season tickets sales hit 10,277.
- \*New Mexico's 38 first half points were tied for the ninth-most in school history for any half and tied for the sixth-most in school history for a first half.
- \*UNM's eight rushing touchdowns tied the school record for rushing touchdowns in a game. UNM had previously done it four other times, the last against San Diego State on October 18, 2008 in a 70-7 Lobo win. It also tied the Mountain West record for rushing touchdowns in a game.
- \*New Mexico held Mississippi Valley State to 26 yards rushing. The last time UNM allowed fewer than 100 yards rushing was in 2012 when the Lobos held Wyoming to just 55 yards.
- \*It was the third time Bob Davie's team has scored 66 points (66-17 vs. NMSU in 2013, 66-17 vs. Southern in 2012).

# UNIVERSITY OF NEW MEXICO FOOTBALL




**40** **GAME 2 - SEPT. 12, 2015**  
**ALBUQUERQUE, N.M.**  
**ATT: 24,167**

**21**

**ALBUQUERQUE, N.M.** — The University of Tulsa was consistent, scoring 10 points in each quarter as New Mexico made a rash of uncharacteristic mistakes and lost to the Golden Hurricane 40-21 in front of 24,167 on Branch Field at University Stadium.

The game saw the lead see-saw back in forth in the opening half. UNM opened the scoring with a quick and efficient six-play drive, all on the ground with the last 13 from Teriyon Gipson, but Tulsa answered right back, and even faster. The Golden Hurricane got a 69-yard pass from Dane Evans for Josh Atkinson on their third play for a 7-7 game. After the first of four Redford Jones field goals made it 10-7, Lamar Jordan hit Dameon Gamblin for a 62-yard touchdown and UNM led 14-10 after one. Tulsa took the lead for good on another long Evans pass, this 41 yards for Kevan Lucas for a 17-14 lead.

Tulsa eventually was up 23-14 in the third when UNM got closer on a 4-yard Gipson run, and then after a stop, the Lobos had a chance for the lead but Jason Sanders missed from 42-yards out. Tulsa then went out and scored to make it 30-21 on a 1-yard run by D'Angelo Brewer.

After Jones' fourth field goal made it 33-21, it looked like UNM got within a score on a diving touchdown catch by Carlos Wiggins, but UNM was called for an illegal shift, its 13th and penultimate penalty of the game. On the next play, Jordan was intercepted, and it was all academic after that.

The Lobos did get a career night from receiver Dameon Gamblin, who caught a career-high eight passes for a career-best 131 yards. He also added 42 yards rushing on four carries.

**TEAM NOTES:**

- \*New Mexico's second TD drive of the second quarter was actually 101 yards due to penalties.
- \*New Mexico was shutout in a quarter for the first time this season when they didn't score in the second quarter.
- \*The 154 penalty yards were the first time going over 100 yards since October 9, 2010 when the Lobos had 115 yards in penalties at New Mexico State. It actually was the most since 159 penalty yards against New Mexico State (on 15 penalties) in a 28-27 loss to the Aggies on September 19, 1998.
- \*The nine penalties in the first half were tied for the most in any entire game in the Davie era. UNM had nine at Texas in 2012. Of the nine penalties in the first half, seven were personal fouls. UNM's total of 154 penalty yards nearly doubled the previous high under Bob Davie, which was 79 in 2012 against Texas.

**Box Score (Final)**  
**The Automated ScoreBook**  
**Miss. Valley State vs New Mexico (Sep 05, 2015 at Albuquerque, N.M.)**

| Score by Quarters  | 1  | 2  | 3  | 4 | Total |
|--------------------|----|----|----|---|-------|
| Miss. Valley State | 0  | 0  | 0  | 0 | 0     |
| New Mexico         | 21 | 17 | 21 | 7 | 66    |

| Qtr | Time  | Scoring play   |
|-----|-------|--|
| 1st | 08:08 | NM - JORDAN, Lamar 28 yd run (SANDERS, Jason kick), 4-72 1:19              |
|     | 02:38 | NM - HENDERSON, Reno 0 yd fumble recovery (SANDERS, Jason kick), 9-74 3:14 |
|     | 02:21 | NM - PRESSLEY, Jhurrell 7 yd run (SANDERS, Jason kick), 1-7 0:04           |
| 2nd | 13:26 | NM - OWENS, Tyrone 8 yd run (SANDERS, Jason kick), 7-34 2:47               |
|     | 08:43 | NM - OWENS, Tyrone 1 yd run (SANDERS, Jason kick), 6-32 2:41               |
|     | 00:32 | NM - SANDERS, Jason 28 yd field goal, 14-69 2:55                           |
| 3rd | 10:28 | NM - ANAYA, David 1 yd run (SANDERS, Jason kick), 4-45 1:13                |
|     | 05:47 | NM - CHESTNUT, Daryl 64 yd run (SANDERS, Jason kick), 3-73 1:18            |
|     | 02:28 | NM - CHESTNUT, Daryl 37 yd run (SANDERS, Jason kick), 4-50 1:41            |
| 4th | 08:33 | NM - GREEN, Travis 32 yd interception return (SANDERS, Jason kick)         |

|                                  | MVSU    | NM      |
|----------------------------------|---------|---------|
| <b>FIRST DOWNS</b>               | 8       | 26      |
| <b>RUSHES-YARDS (NET)</b>        | 40-26   | 52-339  |
| <b>PASSING YDS (NET)</b>         | 48      | 172     |
| Passes Att-Comp-Int              | 16-6-1  | 19-12-0 |
| <b>TOTAL OFFENSE PLAYS-YARDS</b> | 56-74   | 71-511  |
| Fumble Returns-Yards             | 0-0     | 0-0     |
| Punt Returns-Yards               | 0-0     | 3-17    |
| Kickoff Returns-Yards            | 6-122   | 1-32    |
| Interception Returns-Yards       | 0-0     | 1-32    |
| Punts (Number-Avg)               | 9-35.1  | 1-42.0  |
| Fumbles-Lost                     | 2-2     | 2-0     |
| Penalties-Yards                  | 9-50    | 6-55    |
| Possession Time                  | 32:40   | 27:20   |
| Third-Down Conversions           | 4 of 14 | 5 of 10 |
| Fourth-Down Conversions          | 1 of 1  | 2 of 3  |
| Red-Zone Scores-Chances          | 0-1     | 6-7     |
| Sacks By: Number-Yards           | 13-40   | 6-45    |

RUSHING: Miss. Valley State-Stokes, Jr., Th 13-40; Scott, Dontrine 2-13; Price, Tre 3-8; Howard, Demariu 1-4; Foster, Gregory 1-2; Barron, Terrenc 1-1; Chambers, Booke 2-0; Dobson, Jeremy 5-minus 12; Peterson, Quant 12-minus 30. New Mexico-CHESTNUT, Daryl 6-108; JORDAN, Lamar 5-62; McQUARLEY, Richard 11-53; PRESSLEY, Jhurrell 10-47; JORDAN, Romel 5-33; ANAYA, David 2-12; OWENS, Tyrone 3-11; GAMBLIN, Dameon 2-11; WOODHOUSE, Diqun 5-5; TEAM 2-minus 10; HENDERSON, Reno 0-0; WIGGINS, Carlos 0-7.

PASSING: Miss. Valley State-Peterson, Quant 1-9-1-10; Scott, Dontrine 5-7-0-38. New Mexico-APODOCA, Austin 5-12-0-69; JORDAN, Lamar 7-7-0-103.

RECEIVING: Miss. Valley State-Howard, Demariu 2-18; Daniels, Keenan 2-12; Stokes, Jr., Th 1-10; Bryant, Jessie 1-8. New Mexico-GAMBLIN, Dameon 3-45; HART-JOHNSON, Delane 2-25; DAVIS, Chris 2-19; WIGGINS, Carlos 2-19; WHITE, Reece 1-26; JONES, Ridge 1-21; QUARELLS, Matt 1-17.

INTERCEPTIONS: Miss. Valley State-None. New Mexico-GREEN, Travis 1-32.

FUMBLES: Miss. Valley State-Chambers, Booke 1-1; Peterson, Quant 1-1. New Mexico-JORDAN, Romell 1-0; WOODHOUSE, Diqun 1-0.

Miss. Valley State (0-1) vs. New Mexico (1-0)  
Date: Sep 05, 2015 • Site: Albuquerque, N.M. • Stadium: University Stadium  
Attendance: 21930

Kickoff time: 6:05 pm • End of Game: 9:10 • Total elapsed time: 3:05  
Officials: Referee: Dan Lewis; Umpire: Phillip Anaya; Linesman: Tim Crowley;  
Line Judge: Gerald Woodruff; Back Judge: Bobby Lynn; Field Judge: Allan Nicholson;  
Side Judge: Bill Roberts; Center Judge: Anthony Carter;  
Temperature: 79 • Wind: SW 9mph • Weather: Showers

**Box Score (Final)**  
**The Automated ScoreBook**  
**Tulsa vs New Mexico (Sep 12, 2015 at Albuquerque, N.M.)**

| Score by Quarters | 1  | 2  | 3  | 4  | Total |
|-------------------|----|----|----|----|-------|
| Tulsa             | 10 | 10 | 10 | 10 | 40    |
| New Mexico        | 14 | 0  | 7  | 0  | 21    |

| Qtr | Time  | Scoring play   |
|-----|-------|--|
| 1st | 12:12 | NM - GIPSON, Teriyon 13 yd run (SANDERS, Jason kick), 6-75 2:48                      |
|     | 11:26 | TLS - ATKINSON, Josh 69 yd pass from EVANS, Dane (JONES, Redford kick), 3-75 0:46    |
|     | 07:56 | TLS - JONES, Redford 34 yd field goal, 8-56 2:18                                     |
|     | 02:42 | NM - GAMBLIN, Dameon 62 yd pass from JORDAN, Lamar (SANDERS, Jason kick), 11-75 5:14 |
| 2nd | 11:30 | TLS - LUCAS, Kevan 41 yd pass from EVANS, Dane (JONES, Redford kick), 3-58 0:45      |
|     | 03:56 | TLS - JONES, Redford 22 yd field goal, 14-68 5:44                                    |
|     | 12:00 | TLS - JONES, Redford 23 yd field goal, 12-69 3:00                                    |
| 3rd | 09:54 | NM - GIPSON, Teriyon 4 yd run (SANDERS, Jason kick), 6-63 1:58                       |
|     | 03:02 | TLS - BREWER, D'Angelo 1 yd run (JONES, Redford kick), 8-75 1:56                     |
| 4th | 10:40 | TLS - JONES, Redford 24 yd field goal, 7-35 1:45                                     |
|     | 04:07 | TLS - LANGER, Zack 5 yd run (JONES, Redford kick), 9-63 3:17                         |

|                                  | TLS     | NM      |
|----------------------------------|---------|---------|
| <b>FIRST DOWNS</b>               | 31      | 18      |
| <b>RUSHES-YARDS (NET)</b>        | 59-279  | 47-224  |
| <b>PASSING YDS (NET)</b>         | 321     | 166     |
| Passes Att-Comp-Int              | 30-16-0 | 21-11-1 |
| <b>TOTAL OFFENSE PLAYS-YARDS</b> | 89-600  | 68-390  |
| Fumble Returns-Yards             | 0-0     | 0-0     |
| Punt Returns-Yards               | 1-0     | 0-0     |
| Kickoff Returns-Yards            | 0-0     | 5-110   |
| Interception Returns-Yards       | 1-14    | 0-0     |
| Punts (Number-Avg)               | 3-37.3  | 6-44.3  |
| Fumbles-Lost                     | 1-1     | 2-1     |
| Penalties-Yards                  | 7-56    | 14-154  |
| Possession Time                  | 30:56   | 29:04   |
| Third-Down Conversions           | 9 of 18 | 4 of 15 |
| Fourth-Down Conversions          | 0 of 1  | 2 of 3  |
| Red-Zone Scores-Chances          | 6-7     | 2-2     |
| Sacks By: Number-Yards           | 1-5     | 2-19    |

RUSHING: Tulsa-LANGER, Zack 33-139; BREWER, D'Angelo 20-133; LUCAS, Kevan 2-20; EVANS, Dane 4-minus 13. New Mexico-GIPSON, Teriyon 9-71; GAMBLIN, Dameon 4-42; PRESSLEY, Jhurrell 11-42; JORDAN, Lamar 9-35; WIGGINS, Carlos 3-33; ROGERS, Zack 2-10; OWENS, Tyrone 4-3; McQUARLEY, Richard 1-2; CHESTNUT, Daryl 2-minus 5; APODOCA, Austin 2-minus 9.

PASSING: Tulsa-EVANS, Dane 16-30-0-321. New Mexico-JORDAN, Lamar 8-14-1-141; APODOCA, Austin 3-7-0-25.

RECEIVING: Tulsa-GARRETT, Keyarris 7-102; LUCAS, Kevan 4-65; ATKINSON, Josh 3-119; FLOYD, Conner 1-26; DIXON, Mandel 1-9. New Mexico-GAMBLIN, Dameon 8-131; WIGGINS, Carlos 1-39; HART-JOHNSON, Delane 1-minus 2; GIPSON, Teriyon 1-minus 2.

INTERCEPTIONS: Tulsa-THOMAS, Kerwin 1-14. New Mexico-None.

FUMBLES: Tulsa-LOUIE, Bishop 1-1. New Mexico-CHESTNUT, Daryl 1-0; GIPSON, Teriyon 1-1.

Tulsa (2-0) vs. New Mexico (1-1)  
Date: Sep 12, 2015 • Site: Albuquerque, N.M. • Stadium: University Stadium  
Attendance: 24167

Kickoff time: 6:04 pm • End of Game: 9:18 • Total elapsed time: 3:14  
Officials: Referee: Todd LaPenta; Umpire: Jeffrey Akers; Linesman: Jeremy McCurley;  
Line Judge: Charles Twiddy; Back Judge: Mike Griffith; Field Judge: Rick Santilli;  
Side Judge: Ben Vasconcelis; Center Judge: Terry Killens;  
Temperature: 91 • Wind: none • Weather: Perfect

# SEASON BOX SCORES



**10**

**GAME 3 - SEPT. 18, 2015**

**TEMPE, ARIZ.**

**ATT: 43,310**

**34**

# UNIVERSITY OF NEW MEXICO FOOTBALL



**38**

**GAME 4 - SEPT. 26, 2015**

**LARAMIE, WYO.**

**ATT: 18,723**

**28**

**Tempe, Ariz.** --- The New Mexico Lobos had a promising opening half but a pair of touchdowns sandwiched around halftime put the Sun Devils up 17-0 and they went on the outlast UNM 34-10 in the first road game of the season for New Mexico.

The Lobos (1-2) held defensively on its opening two drives with a pair of 3-and-outs, allowing just two yards of offense. UNM offensively was able to pick up first downs but not get into scoring range. The Sun Devils had the only score in the first 29 minutes on a Zane Gonzalez 22-yard field goal. UNM held on that drive that saw ASU (2-1) have first and goal at the 1-yard line.

UNM drove down into scoring range behind Austin Apodaca for a shot at a tying 35-yard field goal, but it was pushed wide right by Jason Sanders. ASU then went 80 yards in eight plays and scored on a 14-yard pass with 37 seconds left to take a 10-0 lead into the half.

The Sun Devil then got the opening second half kick and drove 66 yards in five plays and went up 17-0 on a 33-yard pass.

UNM answered with a career-long 65-yard touchdown up the gut by Tyrone Owens. After ASU answered with a touchdown of its own, Sanders atoned for his earlier miss with a 32-yard field goal to make it 24-10.

A huge swing came in the fourth when it looked like UNM had a safety after Mike Bercovici on heavy pressure from Garrett Hughes threw a ball into the turf at his 3-yard line, but the play was ruled to have gone beyond the line of scrimmage. ASU hurried to the line and Bercovici scrambled and hit Demario Richard for a 93-yard TD on what amounted to a broken play to make it 31-10.

UNM, after an ASU field goal, drove into scoring territory, but Apodaca was intercepted in the end zone on a pass intended for Reece White. Each team punted once after that and ASU took a knee at its own 4-yard line to end the game. Overall, UNM was outgained 449-296. The Lobo defense had five three-and-outs and twice held ASU to field goals in the red zone.

UNM opens conference play with Wyoming next Saturday in Laramie at 1 p.m. on ROOT Sports.

**LARAMIE, Wyo.** --- The University of New Mexico got 147 yards rushing and 107 yards passing from Lamar Jordan and UNM's defense allowed just 42 yards rushing and had a pair of fourth quarter interceptions as Lobos went on the road and won 38-28 at Wyoming in the Mountain West opener for both teams.

The win for the Lobos ended a nine-game losing streak in Mountain West openers and it gives the Lobos a two-game conference winning streak dating back to last year, both wins coming over Wyoming.

The day got off to a rousing start two plays into the game when Lamar Jordan raced for a 56-yard untouched touchdown just 46 seconds into the game. UNM went up 14-0 in the first quarter when Jhurrell Pressley, who went over the 2,000-yard mark for his career in the game, bounced one to the outside for a 19-yard touchdown.

Wyoming got it to 14-7 on the first of four Cameron Coffman touchdown passes, but that would be as close as they would get. A 64-yard Jordan to Carlos Wiggins touchdown strike made it 21-7 and Richard McQuarley scored his first career touchdown from three yards out for a 28-7 lead.

Up 28-14 in the second half, UNM got a stop on third-and-one at midfield and Wyoming elected to punt the ball away. The Lobos took that punt and drove to the Wyoming 43, facing a fourth-and-one of their own. UNM elected to go for it, and McQuarley raced 43 yards for a touchdown and an insurmountable 35-14 lead.

Wyoming got a touchdown on a replay reversal late in the third quarter to make it 35-21, but UNM got interceptions on back-to-back offensive plays for Wyoming to seal it. First Markel Byrd made a leaping snag at the UNM 21-yard line to thwart a possession, and then Dakota Cox, who had a career-high 3.5 tackles for loss, picked off a pass inside the Wyoming 20 that led to a Jason Sanders field goal.

Wyoming closed the scoring with a ricochet touchdown that bounced into the unsuspecting hands of Josh Harshman with 43 seconds left. UNM recovered the outside kick and ran out the clock.

## Box Score (Final) The Automated ScoreBook New Mexico vs Arizona State (Sep 18, 2015 at Tempe, Ariz.)

| Score by Quarters | 1 | 2  | 3  | 4  | Total |
|-------------------|---|----|----|----|-------|
| New Mexico        | 0 | 0  | 10 | 0  | 10    |
| Arizona State     | 0 | 10 | 14 | 10 | 34    |

### Qtr Time Scoring play

|     |       |   |
|-----|-------|---|
| 2nd | 11:26 | ASU - Gonzalez, Zane 22 yd field goal, 17-74 5:13                                       |
|     | 00:37 | ASU - White, Tim 14 yd pass from Bercovici, Mike (Gonzalez, Zane kick), 8-80 1:59       |
| 3rd | 12:55 | ASU - Richard, Demario 33 yd pass from Bercovici, Mike (Gonzalez, Zane kick), 5-66 1:59 |
|     | 11:15 | NM - OWENS, Tyrone 65 yd run (SANDERS, Jason kick), 4-75 1:40                           |
|     | 05:46 | ASU - Bercovici, Mike 8 yd run (Gonzalez, Zane kick), 8-63 2:47                         |
|     | 01:44 | NM - SANDERS, Jason 32 yd field goal, 6-7 2:29  |
| 4th | 13:26 | ASU - Richard, Demario 93 yd pass from Bercovici, Mike (Gonzalez, Zane kick), 3-93 0:28 |
|     | 06:55 | ASU - Gonzalez, Zane 24 yd field goal, 8-44 2:54  |

|                                  | NM      | ASU     |
|----------------------------------|---------|---------|
| <b>FIRST DOWNS</b>               | 15      | 19      |
| <b>RUSHES-YARDS (NET)</b>        | 47-184  | 30-132  |
| <b>PASSING YDS (NET)</b>         | 111     | 317     |
| Passes Att-Comp-Int              | 29-12-1 | 37-22-0 |
| <b>TOTAL OFFENSE PLAYS-YARDS</b> | 76-295  | 67-449  |
| Fumble Returns-Yards             | 0-0     | 0-0     |
| Punt Returns-Yards               | 1-7     | 2-2     |
| Kickoff Returns-Yards            | 3-48    | 1-34    |
| Interception Returns-Yards       | 0-0     | 1-0     |
| Punts (Number-Avg)               | 9-42.4  | 6-45.7  |
| Fumbles-Lost                     | 0-0     | 2-1     |
| Penalties-Yards                  | 5-35    | 3-25    |
| Possession Time                  | 36:21   | 23:39   |
| Third-Down Conversions           | 9 of 21 | 6 of 15 |
| Fourth-Down Conversions          | 1 of 1  | 1 of 1  |
| Red-Zone Scores-Chances          | 1-2     | 4-4     |
| Sacks By: Number-Yards           | 1-11    | 2-10    |

**RUSHING:** New Mexico-OWENS, Tyrone 4-72; PRESSLEY, Jhurrell 17-56; GIPSON, Teriyon 10-35; ANAYA, David 3-22; JORDAN, Lamar 6-3; McQUARLEY, Richard 3-3; APODOCA, Austin 3-minus 2; GAMBLIN, Dameon 1-minus 5. Arizona State-Richard, Demario 15-104; Bercovici, Mike 8-15; Foster, D.J. 5-8; Brimhall, Jacom 1-6; TEAM 1-minus 1.

**PASSING:** New Mexico-APODOCA, Austin 8-18-1-89; JORDAN, Lamar 4-11-0-22. Arizona State-Bercovici, Mike 22-37-0-317.

**RECEIVING:** New Mexico-GAMBLIN, Dameon 4-54; WHITE, Reece 2-22; WIGGINS, Carlos 2-18; DAVIS, Chris 1-12; HART-JOHNSON, Delane 1-2; CHESTNUT, Daryl 1-2; GIPSON, Teriyon 1-1. Arizona State-Richard, Demario 4-151; Lucien, Devin 4-43; White, Tim 4-42; Foster, D.J. 4-16; Kohl, Kody 3-23; Jefferson, Ellis 2-18; Chambers, Gary 1-24.

**INTERCEPTIONS:** New Mexico-None. Arizona State-Simone, Jordan 1-0.

**FUMBLES:** New Mexico-None. Arizona State-White, Tim 1-1; Bercovici, Mike 1-0.

New Mexico (1-2) vs. Arizona State (2-1)  
Date: Sep 18, 2015 • Site: Tempe, Ariz. • Stadium: Sun Devil Stadium  
Attendance: 43310

Kickoff time: 7:07 pm • End of Game: 10:18 • Total elapsed time: 3:11  
Officials: Referee: L. Clark; Umpire: M. Jordan; Linesman: B. Day;  
Line Judge: J. Robinson; Back Judge: J. Nelson; Field Judge: J. Morton;  
Side Judge: B. Hulscher; Center Judge: J. Love;  
Temperature: 96 • Wind: WNW 9 • Weather: Partly Cloudy

## Box Score (Final) The Automated ScoreBook New Mexico vs Wyoming (Sep 26, 2015 at LARAMIE, Wyo.)

| Score by Quarters | 1  | 2  | 3 | 4 | Total |
|-------------------|----|----|---|---|-------|
| New Mexico        | 14 | 14 | 7 | 3 | 38    |
| Wyoming           | 0  | 14 | 7 | 7 | 28    |

### Qtr Time Scoring play

|     |       |   |
|-----|-------|---|
| 1st | 14:14 | NM - JORDAN, Lamar 56 yd run (SANDERS, Jason kick), 2-69 0:46                       |
|     | 02:41 | NM - PRESSLEY, Jhurrell 19 yd run (SANDERS, Jason kick), 7-75 3:15                  |
| 2nd | 11:54 | WY - WICK, Shaun 13 yd pass from COFFMAN, C. (BAILEY, Tristan kick), 11-75 5:47     |
|     | 06:18 | NM - WIGGINS, Carlos 64 yd pass from JORDAN, Lamar (SANDERS, Jason kick), 1-64 0:12 |
|     | 01:21 | NM - McQUARLEY, Richard 3 yd run (SANDERS, Jason kick), 7-61 3:21                   |
|     | 00:26 | WY - HOLLISTER, J. 14 yd pass from COFFMAN, C. (BAILEY, Tristan kick), 7-75 0:55    |
| 3rd | 07:43 | NM - McQUARLEY, Richard 43 yd run (SANDERS, Jason kick), 7-80 3:36                  |
|     | 03:25 | WY - GENTRY, Tanner 11 yd pass from COFFMAN, C. (BAILEY, Tristan kick), 8-75 4:18   |
| 4th | 05:19 | NM - SANDERS, Jason 22 yd field goal, 4-5 2:05                                      |
|     | 00:43 | WY - HARSHMAN, Josh 26 yd pass from COFFMAN, C. (BAILEY, Tristan kick), 8-59 1:12   |

|                                  | NM      | WY      |
|----------------------------------|---------|---------|
| <b>FIRST DOWNS</b>               | 15      | 26      |
| <b>RUSHES-YARDS (NET)</b>        | 47-302  | 30-42   |
| <b>PASSING YDS (NET)</b>         | 107     | 366     |
| Passes Att-Comp-Int              | 8-5-0   | 42-30-2 |
| <b>TOTAL OFFENSE PLAYS-YARDS</b> | 55-409  | 72-408  |
| Fumble Returns-Yards             | 0-0     | 0-0     |
| Punt Returns-Yards               | 0-0     | 1-9     |
| Kickoff Returns-Yards            | 2-45    | 0-0     |
| Interception Returns-Yards       | 2-8     | 0-0     |
| Punts (Number-Avg)               | 5-39.6  | 5-41.4  |
| Fumbles-Lost                     | 0-0     | 1-0     |
| Penalties-Yards                  | 6-69    | 10-98   |
| Possession Time                  | 29:51   | 30:09   |
| Third-Down Conversions           | 5 of 12 | 7 of 14 |
| Fourth-Down Conversions          | 1 of 1  | 1 of 2  |
| Red-Zone Scores-Chances          | 3-3     | 3-4     |
| Sacks By: Number-Yards           | 3-22    | 0-0     |

**RUSHING:** New Mexico-JORDAN, Lamar 15-147; PRESSLEY, Jhurrell 17-103; McQUARLEY, Richard 5-55; GIPSON, Teriyon 4-7; OWENS, Tyrone 1-2; ANAYA, David 2-2; TEAM 3-minus 14. Wyoming-HILL, Brian 18-49; TAPSCOTT, Josh 1-3; WICK, Shaun 5-minus 2; COFFMAN, C. 6-minus 8.

**PASSING:** New Mexico-JORDAN, Lamar 5-8-0-107. Wyoming-COFFMAN, C. 30-42-2-366.

**RECEIVING:** New Mexico-WIGGINS, Carlos 1-64; BUNDY, Marquis 1-20; HART-JOHNSON, Delane 1-11; JONES, Ridge 1-8; GIPSON, Teriyon 1-4. Wyoming-GENTRY, Tanner 9-130; MAULHARDT, Jake 7-67; HOLLISTER, J. 5-75; WICK, Shaun 3-35; PRICE, James 2-26; HARSHMAN, Josh 1-26; OVERSTREET, K. 1-11; VAN MAANEN, D. 1-0; HILL, Brian 1-minus 4.

**INTERCEPTIONS:** New Mexico-COX, Dakota 1-8; BYRD, Markel 1-0. Wyoming-None.

**FUMBLES:** New Mexico-None. Wyoming-PRICE, James 1-0.

New Mexico (2-2, 1-0) vs. Wyoming (0-4, 0-1)  
Date: Sep 26, 2015 • Site: LARAMIE, Wyo. • Stadium: War Memorial Stadium  
Attendance: 18723

Kickoff time: 1:08 pm • End of Game: 4:10 pm • Total elapsed time: 3:02  
Officials: Referee: C. Castleberry; Umpire: Jim Adams; Linesman: Bill Scott;  
Line Judge: Frank LeBlanc; Back Judge: Joe Wetzel; Field Judge: Randy Smith;  
Side Judge: Fulton Carson; Center Judge: Stacy Hardin;  
Temperature: 77 • Wind: S NW • Weather: Sunny