

2019 NEW MEXICO BASEBALL

GAME NOTES

DANIEL GALLEGOS | ASSISTANT DIRECTOR OF ATHLETIC COMMUNICATIONS | DMGALLEGOS@UNM.EDU | CELL: 501-442-2930

MW CHAMPION '00, '11, '12, '13, '14, '17 | MW TOURNAMENT CHAMPION '11, '12, '16

2019 | SCHEDULE AND RESULTS

Overall Record: 10-5
MW Record:..... 2-1
Home Record:.....7-3
Road Record: 1-0
Neutral Record:2-2
Streak:.....L1

Date	Opponent	Location	Time/Result
2/15	! No. 8 Oregon State	Surprise, Ariz.	L, 5-6
2/16	! No. 24 Minnesota	Surprise, Ariz.	W, 11-1
2/17	! Gonzaga	Surprise, Ariz.	W, 6-4
2/18	! No. 7 Oregon State	Surprise, Ariz.	L, 0-5
2/23	Niagara	Santa Ana Star Field	L, 3-5
2/23	Niagara	Santa Ana Star Field	W, 5-3
2/24	Niagara	Santa Ana Star Field	W, 13-3 (7)
2/24	Niagara	Santa Ana Star Field	W, 7-4
2/27	Arizona	Tucson, Ariz.	W, 5-4
3/1	*San Jose State	Santa Ana Star Field	W, 14-2
3/2	*San Jose State	Santa Ana Star Field	W, 7-6
3/3	*San Jose State	Santa Ana Star Field	L, 18-22
3/8	Cal State Fullerton	Santa Ana Star Field	W, 6-4
3/9	Cal State Fullerton	Santa Ana Star Field	W, 18-11
3/10	Cal State Fullerton	Santa Ana Star Field	L, 7-13
3/15	*Nevada	Reno, Nev.	3 p.m.
3/16	*Nevada	Reno, Nev.	3 p.m.
3/17	*Nevada	Reno, Nev.	1 p.m.
3/19	Oklahoma	Santa Ana Star Field	6 p.m.
3/20	Oklahoma	Santa Ana Star Field	1 p.m.
3/22	*San Diego State	Santa Ana Star Field	6 p.m.
3/23	*San Diego State	Santa Ana Star Field	2 p.m.
3/24	*San Diego State	Santa Ana Star Field	1 p.m.
3/26	New Mexico State	Las Cruces, N.M.	6 p.m.
3/29	*UNLV	Las Vegas, Nev.	7 p.m.
3/30	*UNLV	Las Vegas, Nev.	7 p.m.
3/31	*UNLV	Las Vegas, Nev.	2 p.m.
4/2	Texas Tech	Santa Ana Star Field	6 p.m.
4/3	Texas Tech	Santa Ana Star Field	1 p.m.
4/5	*San Jose State	San Jose, Calif.	7 p.m.
4/6	*San Jose State	San Jose, Calif.	3 p.m.
4/7	*San Jose State	San Jose, Calif.	1 p.m.
4/8	California	Berkley, Calif.	7 p.m.
4/12	*Nevada	Santa Ana Star Field	6 p.m.
4/13	*Nevada	Santa Ana Star Field	2 p.m.
4/14	*Nevada	Santa Ana Star Field	Noon
4/16	New Mexico State	Santa Ana Star Field	6 p.m.
4/18	UC Riverside	Santa Ana Star Field	6 p.m.
4/19	UC Riverside	Santa Ana Star Field	6 p.m.
4/20	UC Riverside	Santa Ana Star Field	Noon
4/23	Texas Tech	Lubbock, Texas	5:30 p.m.
4/24	Texas Tech	Lubbock, Texas	1 p.m.
4/26	*Fresno State	Fresno, Calif.	7 p.m.
4/27	*Fresno State	Fresno, Calif.	7 p.m.
4/28	*Fresno State	Fresno, Calif.	2 p.m.
4/30	Grand Canyon	Santa Ana Star Field	6 p.m.
5/1	Grand Canyon	Santa Ana Star Field	1 p.m.
5/3	*Air Force	Santa Ana Star Field	6 p.m.
5/4	*Air Force	Santa Ana Star Field	2 p.m.
5/5	*Air Force	Santa Ana Star Field	Noon
5/10	*UNLV	Santa Ana Star Field	6 p.m.
5/11	*UNLV	Santa Ana Star Field	2 p.m.
5/12	*UNLV	Santa Ana Star Field	Noon
5/16	*San Diego State	San Diego, Calif.	7 p.m.
5/17	*San Diego State	San Diego, Calif.	7 p.m.
5/18	*San Diego State	San Diego, Calif.	2 p.m.

Mountain West Tournament			
5/23-26	MW Tournament	Reno, Nev.	TBD

NCAA Regionals			
5/31-6/1	Regionals	TBD	TBD

NCAA Super Regionals			
6/7-10	Super Regionals	TBD	TBD

NCAA College World Series			
6/15-26	College World Series	Omaha, Neb.	TBD

* - Mountain West game ! - College Baseball Classic
Bold - home game at Santa Ana Star Field

Game dates & times are Mountain time and subject to change

THE SLATE



NEW MEXICO
LOBOS

Record (MW)
10-5 (2-1 MW)

Head Coach.....Ray Birmingham
 Alma Mater, Yr.....New Mexico St., 1978
 Record at UNM.....371-289-3 (12th year)
 Career Record..1,189-617-5 (32nd year)



Nevada
Wolf Pack

Record (MW)
8-7 (1-2 MW)

Head Coach.....T.J. Bruce
 Alma Mater, Yr.....Long Beach St., 2004
 Record at Nev.....93-91 (4th year)
 Career Record.....Same

Game Information

Game Number:.....16-18
 Dates:.....3/15-17
 Location:.....Reno, Nev.
 Venue:.....Don Weir Field at Peccole Park

Series History

Overall:.....19-22
 On the Road:.....9-7
 Current Streak:.....L4
 First Meeting:.....3/16/94
 Last Meeting:.....4/15/18

Broadcast Information

Radio:.....N/A
 Play-By-Play:.....N/A
 Analyst:.....N/A
 Live Stream:.....Mountain West Network
 Live Stats:.....GoLobos.com

LEADING OFF

Following consecutive weekend series at home, the University of New Mexico baseball team is heading to Reno, Nev. this weekend to take on the University of Nevada for their first conference series away from Santa Ana Star Field this season.

The Lobos are off to a 2-1 start in league play following a series win against San Jose State while the Wolf Pack are 1-2 following a series loss to San Diego State.

Both teams enter the series having dropped their most-recent game. For the Lobos it was the series finale last weekend against Cal State Fullerton while it was a mid-week game against UC Santa Barbara for the Wolf Pack.

This series on paper will feature

a battle of strengths as the Lobos have the best offensive team in the MW early in the season and the Wolf Pack boast the league's best overall pitching staff.

Last season, these two teams met six times with Nevada claiming five of the meetings. The Wolf Pack will also enter this year's first series having won four-straight.

PROBABLE PITCHING MATCHUPS

Nevada (3/15/19)			
RHP	Justin Slaten (Jr.) (2-0, 1.85 ERA, 24.1 IP, 31 K)	vs.	LHP Ryan Anderson (Jr.) (3-1, 1.88 ERA, 24.0 IP, 24 K)
Nevada (3/16/19)			
RHP	Nathaniel Garley (Jr.) (3-0, 2.88 ERA, 25.0 IP, 18 K)	vs.	RHP Owen Sharts (Fr.) (2-2, 2.22 ERA, 24.1 IP, 12 K)
Nevada (3/17/19)			
RHP	Drew Gillespie (Jr.) (0-1, 10.26 ERA, 16.2 IP, 6 K)	vs.	TBA



UNIVERSITY OF NEW MEXICO

2019 BASEBALL



UNIVERSITY OF NEW MEXICO

Location Albuquerque, N.M.
Founded 1889 by Territorial Legislature
Enrollment 25,015
Nickname Lobos
Colors Cherry (PMS 200) & Silver (PMS Cool Gray 6)
Conference Mountain West Conference
National Affiliation NCAA Division I
President Dr. Garnett Stokes
Director of Athletics Eddie Nuñez
Faculty Representative Amy Neel

FACILITY INFORMATION

Home Field Santa Ana Star Field
Capacity 1,000
Dimensions 338 (LF); 420 (CF); 338 (RF)
 408 (LC); 408 (RC)

PROGRAM HISTORY

First Season 1899
Overall Record 1,839-1,652-16 (.526)
Overall Mountain West Record 308-216-1 (.587)
Years in NCAA Postseason .. 6 (1962, 2010, '11, '12, '13, '16)
Conference Titles 7 (1962, 2000, '11, '12, '13, '14, '17)
Conference Tournament Titles 3 (2011, '12, '16)

TEAM INFORMATION

2018 Overall Record 20-33-1
2018 Mountain West Record (Finish) 11-19-0 (7th)
2018 Home Record 11-14-1
2018 Away Record 6-16-0
2018 Neutral Record 3-3-0
2019 Starters Returning / Lost 7 / 3
2019 Pitchers Returning / Lost 7 / 5
2019 Letterwinners Returning / Lost 18 / 13
2019 Newcomers 22

COACHING STAFF

Head Coach **Ray Birmingham**
 Phone (505) 925-5720
 Email RayBirm@unm.edu
 Years at UNM 12th season
 Record at UNM 371-289-3 (11 yrs.)
 Four-year Institution Record 404-362-3 (12 yrs.)
 Overall Record 1,189-618-5 (31 yrs.)
Pitching Coach **Brandon Higelin**
 Phone (505) 925-5720
 Email bhigelin@unm.edu
 Years at UNM 1st season
Asst. Coach/Recruiting Coordinator **Jon Coyne**
 Phone (505) 925-5720
 Email coynej@unm.edu
 Years at UNM 1st season
Volunteer Assistant Coach **Nate Causey**
 Years at UNM 1st season
Graduate Manager **Dante Mileta**
Athletic Trainer **Robert Rimorin**

MULTIMEDIA INFORMATION

Athletics Website www.GoLobos.com
Main University Web Site www.unm.edu
Conference Web Site www.TheMW.com
Facebook www.facebook.com/NewMexicoLobos
Twitter @UNMLobos
Baseball Twitter & Instagram @UNMLoboBaseball
Baseball Facebook /UNMLobosBaseball

MEDIA RELATIONS

Baseball Contact Daniel Gallegos
Cell Phone (Preferred) 501-442-2930
Email dmgallegos@unm.edu
Address:

Department of Athletics
 Colleen J. Maloof Administration Building
 MSC04 2680
 1 University of New Mexico
 Albuquerque, NM 87131-0001



» Six Mountain West Regular Season Championships «
 » 2000, 2011, 2012, 2013, 2014, 2017 «
 » Three Mountain West Tournament Championships «
 » 2011, 2012, 2016 «
 » Six NCAA Regional Appearances «
 » 1962, 2010, 2011, 2012, 2013, 2016 «



UNIVERSITY OF NEW MEXICO 2019 BASEBALL



THE WEEK AHEAD

MONDAY	TUESDAY	WEDNESDAY	THURSDAY	FRIDAY	SATURDAY	SUNDAY
11	12	13	14	15	16	17
				NEVADA 	NEVADA 	NEVADA
				at Nevada 3 p.m. Weir Field at Peccole Park Reno, Nev.	at Nevada 3 p.m. Weir Field at Peccole Park Reno, Nev.	at Nevada 1 p.m. Weir Field at Peccole Park Reno, Nev.

MW STANDINGS

2019 Standings (as of 3-14-19)

Team	MW	Pct.	Overall	Pct.	Streak
NEW MEXICO	2-1	.667	10-5	.667	L1
UNLV	2-1	.667	11-7	.611	W3
San José State	3-3	.500	9-6	.600	L1
Air Force	2-2	.500	8-5	.615	W2
San Diego State	2-2	.500	8-7	.533	W1
Fresno State	1-2	.333	8-4	.667	W2
Nevada	1-2	.333	8-7	.533	L1

The Conference Slate

Tuesday, March 12

Washington State at UNLV | 6 p.m. (PT)
Northern Colorado at Air Force | 2 p.m. (MT)
San Diego State at CSUN | 2 p.m. (PT)
Nevada at UC Santa Barbara | 3 p.m. (PT)
San Jose State at California | 6 p.m. (PT)
San Francisco at Fresno State | 6 p.m. (PT)

Wednesday, March 13

Washington State at UNLV | 1 p.m. (PT)

Friday, March 15

UNLV at San Jose State | 6 p.m. (PT)
NEW MEXICO AT NEVADA | 2 P.M. (PT)
Fresno State at Air Force | 3 p.m. (MT)
Seattle at San Diego State | 6 p.m. (PT)

Saturday, March 16

UNLV at San Jose State | 2 p.m. (PT)
Fresno State at Air Force | 1 p.m. (MT)
NEW MEXICO AT NEVADA | 2 P.M. (PT)
Seattle at San Diego State | 6 p.m. (PT)

Sunday, March 17

UNLV at San Jose State | Noon (PT)
Fresno State at Air Force | Noon (MT)
NEW MEXICO AT NEVADA | NOON (PT)
Seattle at San Diego State | 1 p.m. (PT)



HOW NM STACKS UP IN THE MW

Team Rankings (as of 3-11-19)

Category	Stat	Rank
Batting Average	.319	1st
Slugging Percentage	.471	1st
On-Base Percentage	.407	2nd
Runs Scored	125	1st
Hits	166	1st
Runs Batted In	112	1st
Doubles	33	1st
Triples	8	1st
Home Runs	10	T-1st
Total Bases	245	1st
Earned Run Average	5.63	7th
Opponent Batting Average	.301	7th
Innings Pitched	131.0	3rd
Batters Struck Out	104	5th
Saves	5	T-2nd
Hits Allowed	157	7th
Runs Allowed	93	6th
Earned Runs Allowed	82	7th
Fielding Percentage	.966	6th
Errors	19	3rd
Fielding Double Plays	16	2nd

Individual Rankings (as of 3-11-19)

Category	Player	Stat	Rank
Batting Avg.	Jared Mang	.410	3rd
Slugging %	Jared Mang	.705	2nd
On-Base %	Jared Mang	.500	T-5th
Runs Scored	Jared Mang	22	1st
Hits	Jared Mang	25	2nd
Runs Batted In	Jared Mang	24	1st
Doubles	Jared Mang	9	1st
Triples	Jared Mang	3	1st
Home Runs	Jeff Deimling	4	2nd
Total Bases	Jared Mang	46	2nd
Earned Run Avg.	Justin Slaten	1.85	6th
Opp. Batting Avg.	Justin Slaten	.181	4th
Innings Pitched	Nathaniel Garley	25.0	1st
Batters Struck Out	Justin Slaten	31	1st
Wins	Nathaniel Garley	3	T-2nd
Saves	Malachi Emond	4	T-2nd

2019 MW PLAYERS OF THE WEEK

Week 1 2/18/19 HITTER: JARED MANG (UNLV) PITCHER: NATHANIEL GARLEY (UNLV)	Week 6 Hitter: Pitcher:	Week 11 Hitter: Pitcher:
Week 2 2/25/19 Hitter: Nic Ready (AF) Pitcher: Ryan Anderson (NEV)	Week 7 Hitter: Pitcher:	Week 12 Hitter: Pitcher:
Week 3 3/4/19 HITTER: HAYDEN SCHILLING (UNLV) Pitcher: Ryan Hare (UNLV)	Week 8 Hitter: Pitcher:	Week 13 Hitter: Pitcher:
Week 4 3/11/19 HITTER: JEFF DEIMLING (UNLV) Pitcher: Andrew Mitchell (SJSU)	Week 9 Hitter: Pitcher:	Week 14 Hitter: Pitcher:
Week 5 Hitter: Pitcher:	Week 10 Hitter: Pitcher:	Week 15 Hitter: Pitcher:



UNIVERSITY OF NEW MEXICO

2019 BASEBALL



INSIDE THE TEAM MATCHUPS

General

New Mexico	Nevada
10-5 (2-1)..... Record	8-7 (1-2)

Hitting

.319..... Batting Avg.	.252
125..... Runs	63
33..... 2Bs	19
8..... 3Bs	4
10..... HRs	11
112..... RBIs	53
.471..... SLG%	.373
.407..... On-Base%	.360
7..... Sacrifice Flies	3
9..... Sacrifice Hits	12
19-23..... SB-SBA	11-15

Defense

393..... Putouts	398
150..... Assists	153
19..... Errors	13
.966..... FLD%	.977

Pitching

5.63..... ERA	3.12
0..... Complete Games	0
0 / 0..... Shutouts/Combined SO	0 / 2
5..... Saves	4
131.0..... Innings Pitched	132.2
157..... Hits Allowed	113
93..... Runs Allowed	60
56..... Earned Runs Allowed	46
82..... Walks	66
104..... Strikeouts	96
22..... 2Bs Allowed	14
5..... 3Bs Allowed	2
5..... HRs Allowed	8
.301..... Batting Avg. Against	.234

LOBOS RECORD WHEN...

	Overall	In MW
Overall	10-5	2-1
At home	7-3	2-1
On the road	1-0	
At neutral sites	2-2	
vs. ranked opponents	1-2	
Day games	6-5	1-1
Night games	4-0	1-0
vs. Left starter	2-1	1-1
vs. Right starter	8-4	1-0
1-Run games	2-1	1-0
2-Run games	3-1	0-0
5+Run games	4-2	1-0
Extra Innings	0-0	0-0
Shutouts	0-1	0-0
On Sunday	3-2	0-1
On Monday	0-1	
On Tuesday	0-0	
On Wednesday	1-0	
On Thursday	0-0	
On Friday	2-1	1-0
On Saturday	4-1	1-0
In February	6-3	--
In March	4-2	2-1
In April	0-0	
In May	0-0	
In June	0-0	

Scoring

Scoring 0-2 Runs	0-1	0-0
Scoring 3-5 Runs	2-2	0-0
Scoring 6-9 Runs	4-1	1-0
Scoring 10+ Runs	4-1	1-1
Opponent Scores 0-2 Runs	2-0	1-0
Opponent Scores 3-5 Runs	6-2	0-0
Opponent Scores 6-9 Runs	1-1	1-0
Opponent Scores 10+ Runs	1-2	0-1
Scored In First Inning	6-2	0-1
Opponent Scored in First Inning	4-2	1-0
Scored First	6-3	1-1
Opponent Scored First	4-2	1-0

Leading | Trailing

Leading After 6	9-2	2-0
Trailing After 6	1-2	0-1
Tied After 6	0-1	0-0
Leading After 7	7-2	1-0
Trailing After 7	1-3	0-1
Tied After 7	1-0	1-0
Leading After 8	7-1	1-0
Trailing After 8	2-4	1-1
Tied After 8	0-0	0-0

Home Runs

Hit 0 Home Runs	6-2	2-0
Hit 1 Home Run	3-1	0-0
Hit 2+ Home Runs	1-1	0-1
Opponent Hit 0 Home Runs	10-2	2-0
Opponent Hit 1 Home Run	0-2	0-0
Opponent Hit 2+ Home Runs	0-1	0-1

Errors

Made 0 Errors	4-1	0-0
Made 1 Error	2-1	0-1
Made 2+ Errors	4-3	2-0
Opponent Made 0 Errors	2-2	0-0
Opponent Made 1 Error	3-2	1-0
Opponent Made 2+ Errors	5-1	1-1

Hit | Out-Hit

Out-Hit Opponent	7-2	1-0
Out-Hit by Opponent	2-3	1-1
Hits are Tied	1-0	0-0



UNIVERSITY OF NEW MEXICO

2019 BASEBALL



NATIONAL RANKINGS

Baseball America

as of 3-11-19

#	School	Record	LW
1	Vanderbilt	13-3	1
2	UCLA	11-3	2
3	Stanford	12-3	4
4	Florida	13-5	5
5	Florida State	13-1	6
6	Oregon State	12-1-1	7
7	Mississippi State	15-1	8
8	North Carolina	11-4	3
9	Texas Tech	11-3	11
10	Texas	12-6	9
11	LSU	11-4	10
12	Mississippi	12-3	12
13	Louisville	11-4	13
14	East Carolina	12-5	14
15	Georgia	14-2	15
16	Arkansas	12-2	16
17	Auburn	14-2	17
18	Clemson	12-3	21
19	Coastal Carolina	13-3-1	19
20	South Carolina	13-3	20
21	NC State	15-0	23
22	UC Irvine	9-4	24
23	Michigan	9-4	18
24	Duke	11-5	22
25	Tennessee	15-1	NR

D1Baseball

as of 3-11-19

#	School	Record	LW
1	Vanderbilt	13-3	1
2	UCLA	11-3	2
3	Oregon State	12-1-1	4
4	Stanford	12-3	6
5	Florida	13-5	5
6	Mississippi State	15-1	7
7	Louisville	11-4	8
8	Georgia	14-2	9
9	Ole Miss	12-3	10
10	Florida State	13-1	11
11	Texas Tech	11-3	14
12	Texas	12-6	12
13	LSU	11-4	13
14	Arkansas	12-2	15
15	North Carolina	12-4	3
16	Coastal Carolina	13-3-1	17
17	East Carolina	12-5	18
18	Auburn	14-2	19
19	Texas A&M	15-3	20
20	NC State	15-0	22
21	TCU	9-5	23
22	South Carolina	13-3	24
23	Tennessee	15-1	25
24	Clemson	12-3	NR
25	Arizona State	15-0	NR

Perfect Game

as of 3-11-19

#	School	Record	LW
1	Oregon State	12-1	1
2	Vanderbilt	13-3	2
3	UCLA	11-3	3
4	Stanford	12-3	5
5	Mississippi State	15-1	6
6	Florida	13-5	8
7	Mississippi	12-3	9
8	Louisville	11-4	10
9	Texas Tech	11-3	11
10	North Carolina	12-4	4
11	Arkansas	12-2	12
12	Florida State	13-1	13
13	Texas	12-6	7
14	Louisiana State	11-4	14
15	Auburn	14-2	15
16	East Carolina	12-5	16
17	NC State	15-0	17
18	Texas A&M	15-3	18
19	Coastal Carolina	13-3	21
20	Texas Christian	9-5	20
21	Georgia	14-2	22
22	Arizona State	15-0	NR
23	UC Irvine	9-4	23
24	Clemson	12-3	NR
25	Connecticut	7-6	25

USA Today/ESPN

as of 3-11-19

#	School	Record	LW
1	Oregon State	12-1-1	2
2	Vanderbilt	13-3	1
3	UCLA	11-3	4
4	Stanford	12-3	5
5	Mississippi State	15-1	8
6	Florida State	13-1	7
7	Florida	13-5	6
8	Mississippi	12-3	13
9	Texas Tech	11-3	12
10	Arkansas	12-2	10
11	Georgia	14-2	15
12	North Carolina State	15-0	17
13	Louisiana State	11-4	9
14	Louisville	11-4	14
15	North Carolina	12-4	3
16	Coastal Carolina	13-3-1	16
17	Auburn	14-2	18
18	Texas	12-6	11
19	Arizona State	15-0	23
20	Clemson	12-3	NR
21	Tennessee	15-1	21
22	Texas A&M	15-3	22
23	South Carolina	13-3	24
24	East Carolina	12-5	25
25	Michigan	9-4	19

Collegiate Baseball

as of 3-11-19

#	School	Record	LW
1.	Florida State	13-1	1
2.	N.C. State	15-0	5
3.	Oregon State	12-1-1	3
4.	Vanderbilt	13-3	2
5.	Mississippi State	15-1	8
6.	UCLA	11-3	6
7.	Texas Tech	11-3	10
8.	Stanford	12-3	11
9.	Arizona State	15-0	17
10.	LSU	11-4	9
11.	Coastal Carolina	13-3-1	12
12.	Clemson	12-3	20
13.	Georgia	14-2	15
14.	North Carolina	12-4	4
15.	Louisville	11-4	13
16.	Florida	13-5	14
17.	Arkansas	12-2	16
18.	South Carolina	13-3	19
19.	Mississippi	12-3	18
20.	Texas	12-6	7
21.	Texas A&M	15-3	23
22.	Tennessee	15-1	24
23.	Auburn	14-2	27
24.	San Diego	12-4	NR
25.	U.C. Santa Barbara	11-2	NR
26.	Alabama	15-2	NR
27.	Baylor	10-4	21
28.	Miami (FL)	12-3	28
29.	Illinois	10-3	30
30.	East Carolina	12-5	NR

NCBWA

as of 3-11-19

#	School	Record	LW
1	Vanderbilt	13-3	1
2	Oregon State	12-1-1	2
3	Stanford	12-3	5
4	UCLA	11-3	3
5	Mississippi State	15-1	7
6	Florida	13-5	8
7	Florida State	13-1	6
8	Texas Tech	11-3	11
9	Georgia	14-2	10
10	LSU	11-4	13
11	Louisville	11-4	14
12	Mississippi	12-3	9
13	Arkansas	12-2	15
14	North Carolina	12-4	4
15	Texas	12-6	12
16	Coastal Carolina	13-3-1	18
17	Auburn	14-2	20
18	NC State	15-0	24
19	East Carolina	12-5	19
20	Arizona State	15-0	24
21	Clemson	12-3	23
22	Texas A&M	15-3	26
23	Tennessee	15-1	22
24	South Carolina	13-3	27
25	TCU	9-5	16
26	Michigan	9-4	28
27	UC Irvine	9-4	29
28	Baylor	10-4	21
29	Miami (FL)	12-3	30
30	Oregon	10-4	RV



UNIVERSITY OF NEW MEXICO

2019 BASEBALL



LAST TIME IT HAPPENED

HITTING (Individual)

Grand slam:Carl Stajduhar vs. San Diego St., 5/26/17
Hit for the cycle: Danny Collier vs. Air Force., 3/24/18
Five hits: Jack Zoellner vs. Air Force 5/6/17
Six hits: Carl Stajduhar vs. Fresno St., 4/9/16
Eight at bats: Josh Mader vs. Air Force, 5/2/03
Four runs: Connor Mang vs. San Jose St., 3/3/19
Five runs: Carl Stajduhar at UNLV, 3/24/17
Six runs:Justin Howard vs. Coppin St., 4/18/10*
Five RBI:Jared Mang vs. Niagara, 2/24/19
Six RBI:Jeff Deimling vs. San Jose St., 3/3/19
Seven RBI:Carl Stajduhar vs. Texas Tech 4/26/17
Eight RBI: DJ Peterson at No. 21 UNLV, 3/17/13
10 RBI: Brian Cavazos-Galvez vs. TAMU-CC (Game 2), 2/21/09
Three doubles: Danny Collier vs. Air Force, 5/7/17
Four doubles:Reece Weber vs. San José St., 5/10/15
Four extra-base hits:Reece Weber vs. San José St., 5/10/15
Two triples: Chris Dunn vs. Central Michigan, 2/24/18
Back-to-back-to-back triples:Mike Brownstein, Dane Hamilton, Brian Cavazos-Galvez vs. TAMU-CC (Game 2), 2/21/09
Inside-the-Park home run:DJ Peterson vs. TCU, 5/20/11
Walk-off home run: Danny Collier vs. Air Force, 3/24/18
Two home runs:Jeff Deimling vs. San Jose St., 3/3/19
Three home runs: Carl Stajduhar vs. Air Force, 5/6/17
Four home runs: Brian Cavazos-Galvez vs. Air Force, 4/12/08*#
Two home runs in one inning:Josh Mader at Utah, 4/8/04
Two+ players with multi-homers:Brian Cavazos-Galvez (4), Kevin Atkinson (2) vs. Air Force, 4/12/08
Back-to-back homers: ... Chris Dunn, Derek Marshall at Fresno State, 3/9/18
Back-to-back-to-back homers: Daniel Stovall, Matt Hibbits, Ian Hollick vs. Hawaii-Hilo, 4/28/07
Multiple back-to-back homers in same game: (2), Joe Salas, Daniel Stovall, vs. Air Force, 5/16/04
Homered in three straight games:Jeff Deimling vs. SJSU/CSF, 3/3-9/19
Three + sacrifice bunts in a game:3, Jared Holley, 4/20/13
Four strikeouts: Phillip Sikes at San Jose St., 4/29/18
Three HBP: Jared Holley vs. LaSalle, 3/5/13
Three stolen bases:Luke Campbell at UNLV, 3/16/13
Four Walks: Luis Gonzalez vs. Air Force, 5/5/17
Five Walks: DJ Peterson vs. UC Riverside, 3/9/13*

PITCHING (Individual)

No-hitter (7-inning game):Mike Connell vs. N.M. Highlands, 3/24/77
No-hitter (9-inning game):Jim Kremmel vs. Arizona, 4/17/70
One-hitter: Tyler Stevens vs. Air Force, 4/12/15
Complete game: Cody Dye vs. UNLV, 4/21/18
Complete-game shutout: Colton Thomson vs. Nevada, 5/26/16
10+ strikeouts:10, Justin Slaten vs. Niagara, 2/23/19
15+ strikeouts:15, Bob McAulay vs. UTEP, 5/13/66
No walks (complete game):3/25/16 at San Diego St. (Carson Schneider, 34 batters faced)

Scouting Nevada

Nevada enters the weekend series 8-7 overall and 1-2 in Mountain West play. The Wolf Pack and are coming off of a 2-1 loss in mid-week action against No. 25 UC Santa Barbara. The weekend before, Nevada opened up MW play at San Diego State where they dropped the first two games before taking the finale 6-5 in 10 innings.

Last season, the Wolf Pack won the MW Regular Season after a 20-9 record in league play. Ahead of this season, Nevada was picked second in the preseason predicted order of finish. The Wolf Pack also had a trio of players in **Kaleb Foster** (C), **Jake Jackson** (RHP) and **Joshua Zamora** (3B) be named preseason All-MW

Offensively, the Wolf Pack are hitting .252 (124-for-493) as a team with 63 runs scored, 19 doubles, four triples and 11 home runs. The leading hitter so far is **Weston Hatten** at .340 (18-for-53). He also is tied for the team lead in home runs with **Zamora** and **Dillan Shrum** with two. **Zamora** is the team-leader in RBIs with 10.

On the mound, Nevada has a MW-best staff ERA of 3.12. In 132.2 innings pitched, the arms for the Wolf Pack have collectively struck out 96 batters. Friday night starer **Ryan Anderson** is the top arm for the Wolf Pack. He is 3-1 in four starts with a 1.88 ERA. In 24.0 innings pitched, Anderson has struck out 24 batters.

LOBO NEWS & NOTES

TITANS EXPERIENCE ABQ FOR FIRST TIME

UNM and Cal State Fullerton had met 15 times in their all-time series ahead of their weekend series, but it would be the first time that the two teams had played a game in Albuquerque. The rare change in venue did not bode well for the Titans as the Lobos secured the series in just two games and scored 24 runs in the process with 18 coming in game two. The Titans would salvage the finale to avoid the sweep, but their first trip to the Duke City ended in a 2-1 series loss.

DEIMLING BECOMES 3RD LOBO TO EARN MW PLAYER OF THE WEEK

The early season stranglehold by the Lobos on the Mountain West Player of the Week award continued this past week as senior designated hitter **JEFF DEIMLING** became the third Lobo to earn the honor.

On an offensive tear as of late, Deimling carried that over to the recent weekend series against preseason nationally-ranked Cal State Fullerton.

In the three-game set, Deimling batted .455 as he went 5-for-11. In the Lobos' two wins over the Titans, Deimling did most of his damage as he was 4-for-6 with four runs scored, two HRs and eight RBIs. In each of those two games, Deimling was 2-for-3 with a home run and four RBIs.

Overall for the weekend, Deimling would total nine RBIs and slugged 1.091.

FIGHT AT THE BAT RACK

In the second game of the weekend series vs. Cal State Fullerton the Lobos notched a season-high 19 hits against the Titans. All nine players in the starting lineup had at least one hit with eight registering multiple hits.

FIRST MW SERIES WIN

The calendar had barely turned over to March and the UNM baseball team already played their first Mountain West series as they hosted San Jose State last weekend. The Lobos would take the series 2-1 after winning the first two and dropping the finale.



UNIVERSITY OF NEW MEXICO

2019 BASEBALL



In the first game, the bats were alive as the Lobos jumped out to a 9-0 lead through three innings before ending with a 14-2 win. The second game ended in an improbable walk-off fashion as the Lobos were down to their last strike and scored twice on a throwing error to win. The series finale went the way of San Jose State to stave off the sweep.

MARATHON 9-INNING GAME

All of the following numbers are true and what you would expect for marathon extra inning game, except all of it occurred in one regulation nine-inning game. In the series finale between UNM and San Jose State there were 15 pitchers used, 434 pitches thrown, four balks in an inning, 40 combined run, 42 combined hits and a 9-inning game record 4 fours and 52 minutes.

TWO NICKELS = A DIME; TWO HRS = A DEIMLING

In the wild series finale against San Jose State, senior **JEFF DEIMLING** left the yard twice. His first was a two-run homer to center in the second inning and his second was a three-run bomb to left in the seventh. The multi-home run game was the first by a Lobo since **JACK ZOELLNER** hit two against Air Force in 2017.

SCHILLING HITS HIS WAY TO MW PLAYER OF THE WEEK

HAYDEN SCHILLING is the second Lobo to earn Mountain West Player of the Week honors joining **JARED MANG**, who earned the year's first award. In receiving the honor, Schilling had two hits in each game of the four-game week for the Lobos, going 8-for-17 (.471). He also scored five runs, had two doubles, a triple and six runs batted in, including a career-high five on Friday in a 14-2 win.

IT'S NOT OVER UNTIL IT'S OVER

In their game against Arizona, the UNM Lobo baseball team entered the top of the ninth inning trailing by two and were down to their final strike on several occasions. Despite that, the Lobos caught a couple of breaks and engineered a come-from-behind victory against the Wildcats on the road. It was the first win for the Lobos against the Wildcats since 2006 and snapped what was a 14-game losing streak to Arizona.

The late-inning heroics were handled by **JARED MANG**. Batting with the bases loaded, two outs and the Lobos trailing by a run 4-3, Mang hit a fly ball into deep foul territory down the left field line. On the play, the Wildcats' left fielder ranged over to the fence line, reached over and had the ball in his glove, but was unable to secure the catch, giving Mang new life at the plate. On the next pitch, Mang smacked a two-RBI single into centerfield to give the Lobos a 5-4 lead. **MALACHI EMOND** came on in the bottom half and nailed down the victory.

HOME-OPENER WEATHER OR NOT

Winter weather made an unwelcome appearance causing the schedule of the Lobos' home-opening series vs. Niagara to shift several times. Eventually, the scheduled format of a four-game series over three days was condensed down to a four-game slate over two days as the teams played doubleheaders both on Saturday and Sunday afternoons.

After dropping the first game 5-3, the Lobos bounced back to win the next three games and take the series over the Purple Eagles. In those four games, the Lobos scored 28 runs and hit .278 as a team. Pitching was rather dominant on the weekend as the Lobo arms had a 3.18 ERA and 33 strikeouts in 34.0 innings pitched.

LAST TIME IT HAPPENED

HITTING (Team)

Five + home runs (team):	6, vs. Air Force, 5/6/17
20+ hits:	22, vs. Fresno St. (W, 24-4), 3/31/17
25+ hits:	25, vs. Grand Canyon, (W, 22-3), 3/22/17
30+ hits:	31, vs. Binghamton (Game 1), 3/7/09
Allowed 20 + hits:	24, vs. San Jose St., 3/3/19
20+ runs:	20, vs. Central Michigan (W, 20-9), 2/22/18
Allowed 20 + runs:	22, vs. San Jose St. (L, 18-21), 3/3/19
30+ runs:	30, vs. Binghamton (Game 1), 3/7/09
20+ RBI:	21, vs. Fresno St., 3/31/17
40+ total bases:	42, at UNLV, 3/24/17
50+ total bases:	51, vs. Binghamton (Game 1), 3/7/09
60+ total bases:	61, vs. Air Force, 4/12/08
No strikeouts:	5/4/14 vs. San Diego St. (35 at-bats)
No walks:	3/19/17 at Cal St. Fullerton (29 at-bats)
10+ strikeouts:	11 vs. San Jose State, 3/3/19
10+ walks:	12, vs. San Jose St., 3/1/19
15+ walks:	15, Fresno St., 3/31/17
5+ HBP:	5, vs. Columbia, 3/16/18
Was no-hit (7-inning game):	at Utah, 4/21/90
Was no-hit (9-inning game):	at Wichita St., 3/20/90

PITCHING (Team)

10+ strikeouts:	11 vs. San Jose St., 3/3/19
15+ strikeouts:	17 vs. Air Force, 3/24/18 (10 innings)
No strikeouts:	3/5/17 at Air Force
	(J. Tripp 30 BF; D. Gillespie 5 BF, A. Isenhardt 1 BF, C. Tripp 8 BF)
No walks:	2/23/18 vs. Central Michigan
10 + walks:	10 vs. New Mexico St., 5/15/12



UNIVERSITY OF NEW MEXICO 2019 BASEBALL



LAST TIME IT HAPPENED

SCORING AND MISCELLANEOUS

Stole home:Hayden Schilling vs. UNLV, 4/23/17
Stole seven+ bases:7, 4/17/13 vs. New Mexico St. (W, 13-6)
Tied:2/25/18 vs. Central Michigan (T, 6-6)
Shut out:2/18/19 vs. Oregon State (L, 0-5)
Shut out opponent:2/23/18 vs. Central Michigan (W, 6-0)
Shut out at home:4/15/17 vs. Missouri St. (L, 0-8)
Shut out on the road:3/16/18 at Houston (L, 0-1)
Shut out opponent at home:2/23/18 vs. Central Michigan (W, 6-0)
Shut out opponent on road:3/28/16 at Sacramento St. (1-0)
Recorded back-to-back shutouts:5/6-5/7, 2011
vs. Air Force (5-0, 10-0)
Recorded three straight shutouts:2/24-3/3, 1973
vs. New Mexico St. (1-0) and New Mexico Highlands (7-0, 4-0)
Shut out in back-to-back games:3/14-15/2017 at Oklahoma St.
Most runs in three-game series:73, vs. Air Force (4/13-14, 2006)
Consecutive one-run games:3, vs. NMSU/at Air Force (5/8-12/18)
Four straight one-run games:April 3-9, 2016
Five straight one-run games:March 18-24, 2015*

EXTRA INNINGS

Won an extra-inning game:3/24/18 vs. Air Force (12-11, 10 inn.)
Lost an extra-inning game:4/27/18 at San Jose St. (5-6, 10 inn.)
Extra inning games in a row:2, 3/13-3/15, 2013
at No. 14 Arizona St. and at No. 21 UNLV
3 straight extra-inning games:at Utah, 4/9-11, 2009
Played a 10-inning game:at San Jose St., 5/27/18 (L, 10-11)
Played an 11-inning game:vs. Fresno St., 4/7/18 (L, 6-7)
Played a 12-inning game:vs. Fresno St., 4/9/16 (W, 14-13)
Played a 13-inning game:vs. Columbia, 6/1/13 (L, 6-5, NCAA Tourn.)
Played a 14-inning game:vs. Eastern N.M., 2/5-6, 1996 (W, 8-7)
Played a 15-inning game:at New Mexico St., 2/9/02 (L, 4-3)

IN AN INNING

10+ runs in an inning:10 vs. Grand Canyon, 3/22/17
15+ runs in an inning:15 vs. Savannah St., 3/11/05
4+ homers in an inning:4 at Air Force, 5/19/05
5+ doubles in an inning:5, at Nevada, 4/21/13
4+ triples in an inning:4, vs. TAMU-CC (Game 2), 2/21/09
10+ hits in an inning:11, vs. Grand Canyon, 3/22/17
10+ consecutive hits:11, vs. Savannah St., 3/11/05*
10+ consecutive batters reach base:12 vs. Fresno St., 4/13/13
15+ consecutive batters reach base:16 vs. Savannah St., 3/11/05
Player w/hits from both sides of plate: Sam Haggerty
vs. Fresno St. 4/12/13

OPENING WEEKEND IN SURPRISE

For the second-straight season, the UNM Baseball team opened their season out in Surprise, Ariz. with four games as part of the annual College Baseball Classic. This year's classic featured three quality opponents for the Lobos with Oregon State and Minnesota being preseason nationally-ranked and Gonzaga tabbed as the preseason favorite in their league. All three teams were coming off of NCAA Regional Tournament appearances a year ago with Oregon State claiming the National Championship.

In the opening weekend, the Lobos went 2-2 with wins over No. 24 Minnesota and Gonzaga. The two losses came against No. 7/8 Oregon State as the Lobos and Beavers bookended the weekend. The Lobos had a lead against the Beavers until the bottom of ninth when Oregon State rallied for three runs to walk-off with a win. The second meeting saw the Beavers shutout the Lobos.

RIGHT MANGS FOR THE JOB

Both **JARED** and **CONNOR MANG** are off to great starts offensively for the Lobos as the brothers from Los Alamos are both hitting at least .368 through the first month of the season. In his senior season, Jared is pacing the team in slugging percentage (.705), runs scored (22), doubles (9) and RBIs (24). Connor is third on the team in batting average (.368) and is right there in slugging (.632), doubles (5) and RBIs (16).

STARTING OFF RIGHT

Starting pitching for the Lobos has been a welcomed surprise through the first three weekends of the 2019 season. A year ago, the Lobos ended the season with a 6.92 ERA and a 10-27 record for their starting pitchers. This year, the starting rotation is 7-2 with a 4.04 ERA.

Standing out among those starters early on are **JUSTIN SLATEN** and **NATHANIEL GARLEY**. Slaten is 2-0 with a 1.85 ERA and 31 strikeouts in 24.1 innings pitched. His start against Niagara saw the junior right-hander strikeout a career-best 10 batters. Garley is off to a 3-0 start and has a 2.88 ERA. He has also registered 18 strikeouts in 25.0 innings pitched.

SWEEPING MW PLAYER AND PITCHER OF THE WEEK

Opening weekend saw a lot of positives both collectively as a team and individually for several Lobos. As a result UNM swept the first edition of the Mountain West Player and Pitcher of the Week awards with **JARED MANG** garnering the player award and **NATHANIEL GARLEY** the pitcher award.

Through the first three games of his senior season Mang would hit .545 (6-for-11) with five runs scored, seven RBIs, two doubles and a home run. Mang also slugged at 1.000 and had an on-base percentage of .600 thanks to three walks, two of which were intentional.

In the first three games, Mang registered at least one hit and RBI. In the Lobos' 11-1 win over No. 24 Minnesota, Mang went 4-for-5 with a pair of doubles, two runs scored and two RBIs.

On the mound, Garley earned the award in his lone appearance of the week as he pitched 7.0 innings and allowed just three hits (all singles) and one earned run against the No 24 Gophers. Garley also struck out six.



UNIVERSITY OF NEW MEXICO 2019 BASEBALL



MANG NAMED PRESEASON ALL-MW

For the second-consecutive year, senior outfielder **JARED MANG** has been named to the Preseason All-MW Team, earning the honor prior to his junior season. That initial preseason plaudit was in response to a sensational sophomore campaign that saw Mang hit .373 (90-for-241) with 63 runs scored, 17 doubles, two triples, nine home runs, and 62 RBIs.

Mang's junior season, however, was hampered by injuries and limited him to just 29 games played. Despite that, Mang still put up impressive numbers as he batted .284 (29-for-102), scored 27 runs, drove in 29 and hit a team-high eight home runs.

A 2017 All-MW First Team selection, Mang enters his senior season as a .328 career hitter with 127 runs scored, 170 hits, 30 doubles, four triples, 20 home runs and 121 RBIs.

LOBOS LOOKING FOR TURNAROUND IN 2019

The 2018 season was a down year for the Lobo baseball program. With an overall record of 20-33-1 and an 11-19 mark in the Mountain West, the Lobos missed out on the MW Tournament for the first time in league history. All of that is in the rear-view, however, as the Lobos enter the 2019 season with a renewed sense of optimism and confidence. Aiding that change in culture are the additions to the coaching staff. Head Coach **RAY BIRMINGHAM** is all that returned from the 2018 staff, giving way to three new coaches. New to the program this year are infield coach and recruiting coordinator, **JON COYNE**, pitching coach, **BRANDON HIGELIN** and volunteer catching coach, **NATE CAUSEY**.

LAST TIME IT HAPPENED

WALK-OFFS

- Won on last at-bat:**3/2/19 vs. San Jose St. (7-6, 9 innings)
- Lost on last at-bat:**2/15/19 vs. No. 8 Oregon State (5-6, 9 innings)
- Scored two runs in last at-bat:**3/2/19 vs. San Jose St. (7-6, 9 innings)
- Scored three runs in last at-bat:** 3/5/11 vs. UTSA (6-5)
- Scored four runs in last at-bat:** 4/25/12 vs. Texas Tech (14-13)
- Scored five runs in last at-bat:**2/12/01 vs. Southern Utah (8-7)
- Scored six runs in last at-bat:**3/22/13 vs. Nevada (9-8)
- Scored seven runs in last at-bat:**3/13/10 vs. LA Tech (15-14, 10 inn, GM1)
- Scored nine runs in last at-bat:** 3/21/99 vs. TCU (17-16)
- Allowed two runs in last at-bat:** 4/29/18 at San Jose St. (2-3)
- Allowed three runs in last at-bat:**2/15/19 vs. No. 8 Oregon State (5-6)
- Allowed four runs in last at-bat:**5/12/06 at UNLV (12-8)
- Allowed five runs in last at-bat:**2/17/96 at UNLV (7-6)

SERIES

- Swept non-conf. series, home:**vs. Central Michigan, 2/22-25, 2018
- Swept non-conf. series, road:**at No. 23 Oklahoma St., 3/14-15, 2017
- Swept in non-conf. series, home:** vs. Dallas Baptist, 3/4-6, 2016
- Swept in non-conf. series, road:** at No. 7 Cal St. Fullerton 3/17-19/2017
- Swept MW series, home:**vs. UNLV, 4/21-23, 2017
- Swept MW series, road:**at UNLV, 3/24-26, 2017
- Swept multiple MW series in a row:** 3, 3/3/17-3/26/17
..... at Air Force, vs. San José St., at UNLV
- Swept in MW series, home:**vs. Fresno St. 4/6-8, 2018
- Swept in MW series, road:** at San Jose St. 4/27-29, 2018
- Swept in multiple MW series in a row:**2, 4/6/18-4/15/18
..... vs. Fresno St., at Nevada



UNIVERSITY OF NEW MEXICO

2019 BASEBALL



GAME-BY-GAME BATTING ORDER

Date	Opponent	1st	2nd	3rd	4th	5th	6th	7th	8th	9th	Record
2/15	! No. 8 Oregon St.	Watari	Schilling	J. Mang	C. Mang	Marshall Jr.	Deimling	Kelly	O'Farrell	Merritt	0-1
2/16	! No. 24 Minnesota	Watari	Schilling	J. Mang	Marshall Jr.	Baker	Kelly	C. Mang	O'Farrell	Merritt	1-1
2/17	!Gonzaga	Watari	Schilling	J. Mang	Marshall Jr.	Baker	Kelly	C. Mang	O'Farrell	Merritt	2-1
2/18	! No. 7 Oregon St.	Watari	Schilling	J. Mang	Baker	C. Mang	Kelly	Marshall Jr.	O'Farrell	Merritt	2-2
2/23	Niagara	Watari	Schilling	J. Mang	Baker	C. Mang	Kelly	Marshall Jr.	O'Farrell	Merritt	2-3
2/23	Niagara	Watari	Schilling	J. Mang	Baker	C. Mang	Kelly	Marshall Jr.	O'Farrell	Deimling	3-3
2/24	Niagara	Watari	Schilling	J. Mang	Baker	C. Mang	Kelly	Marshall Jr.	O'Farrell	Adkins	4-3
2/24	Niagara	Watari	Schilling	J. Mang	Baker	C. Mang	Deimling	Marshall Jr.	O'Farrell	Adkins	5-3
2/27	Arizona	Watari	Schilling	J. Mang	C. Mang	Marshall Jr.	Deimling	O'Farrell	Adkins	Merritt	6-3
3/1	*San Jose State	Watari	Schilling	J. Mang	Baker	C. Mang	Kelly	Marshall Jr.	O'Farrell	Merritt	7-3
3/2	*San Jose State	Watari	Schilling	J. Mang	Baker	Kelly	C. Mang	Marshall Jr.	O'Farrell	Merritt	8-3
3/3	*San Jose State	Watari	Schilling	J. Mang	Baker	Kelly	C. Mang	Deimling	O'Farrell	Merritt	8-4
3/8	Cal State Fullerton	Watari	Schilling	J. Mang	C. Mang	Deimling	Kelly	Baker	O'Farrell	Adkins	9-4
3/9	Cal State Fullerton	Watari	Schilling	J. Mang	C. Mang	Deimling	Kelly	Baker	O'Farrell	Adkins	10-4
3/10	Cal State Fullerton	Kelly	Schilling	J. Mang	C. Mang	Deimling	Baker	O'Farrell	Adkins	Marshall Jr.	10-5
3/15	*Nevada										
3/16	*Nevada										
3/17	*Nevada										
3/19	Oklahoma										
3/20	Oklahoma										
3/22	*San Diego State										
3/23	*San Diego State										
3/24	*San Diego State										
3/26	New Mexico State										
3/29	*UNLV										
3/30	*UNLV										
3/31	*UNLV										
4/2	Texas Tech										
4/3	Texas Tech										
4/5	*San Jose State										
4/6	*San Jose State										
4/7	*San Jose State										
4/8	California										
4/12	*Nevada										
4/13	*Nevada										
4/14	*Nevada										
4/16	New Mexico State										
4/18	UC Riverside										
4/19	UC Riverside										
4/20	UC Riverside										
4/23	Texas Tech										
4/24	Texas Tech										
4/26	*Fresno State										
4/27	*Fresno State										
4/28	*Fresno State										
4/30	Grand Canyon										
5/1	Grand Canyon										
5/3	*Air Force										
5/4	*Air Force										
5/5	*Air Force										
5/10	*UNLV										
5/11	*UNLV										
5/12	*UNLV										
5/16	*San Diego State										
5/17	*San Diego State										
5/18	*San Diego State										



UNIVERSITY OF NEW MEXICO

2019 BASEBALL



DEFENSIVE STARTING LINEUPS

Date	Opponent	C	1B	2B	3B	SS	LF	CF	RF	DH	Record
2/15	! No. 8 Oregon St.	O'Farrell	Marshall Jr.	Watari	C. Mang	Schilling	Kelly	J. Mang	Merritt	Deimling	0-1
2/16	! No. 24 Minnesota	O'Farrell	Marshall Jr.	Watari	C. Mang	Schilling	Merritt	J. Mang	Baker	Kelly	1-1
2/17	!Gonzaga	O'Farrell	Marshall Jr.	Watari	C. Mang	Schilling	Merritt	J. Mang	Baker	Kelly	2-1
2/18	! No. 7 Oregon St.	O'Farrell	Marshall Jr.	Watari	C. Mang	Schilling	Merritt	J. Mang	Baker	Kelly	2-2
2/23	Niagara	O'Farrell	Marshall Jr.	Watari	C. Mang	Schilling	Merritt	J. Mang	Baker	Kelly	2-3
2/23	Niagara	O'Farrell	Marshall Jr.	Watari	C. Mang	Schilling	Kelly	J. Mang	Baker	Deimling	3-3
2/24	Niagara	O'Farrell	Marshall Jr.	Watari	C. Mang	Schilling	Adkins	J. Mang	Baker	Kelly	4-3
2/24	Niagara	O'Farrell	Marshall Jr.	Watari	C. Mang	Schilling	Adkins	J. Mang	Baker	Deimling	5-3
2/27	Arizona	O'Farrell	Marshall Jr.	Watari	C. Mang	Schilling	Merritt	J. Mang	Adkins	Deimling	6-3
3/1	*San Jose State	O'Farrell	Marshall Jr.	Watari	C. Mang	Schilling	Merritt	J. Mang	Baker	Kelly	7-3
3/2	*San Jose State	O'Farrell	Marshall Jr.	Watari	C. Mang	Schilling	Merritt	J. Mang	Baker	Kelly	8-3
3/3	*San Jose State	O'Farrell	C. Mang	Watari	Kelly	Schilling	Merritt	J. Mang	Baker	Deimling	8-4
3/8	Cal State Fullerton	O'Farrell	C. Mang	Watari	Kelly	Schilling	Adkins	J. Mang	Baker	Deimling	9-4
3/9	Cal State Fullerton	O'Farrell	C. Mang	Watari	Kelly	Schilling	Adkins	J. Mang	Baker	Deimling	10-4
3/10	Cal State Fullerton	O'Farrell	Marshall Jr.	Kelly	C. Mang	Schilling	Adkins	J. Mang	Baker	Deimling	10-5
3/15	*Nevada										
3/16	*Nevada										
3/17	*Nevada										
3/19	Oklahoma										
3/20	Oklahoma										
3/22	*San Diego State										
3/23	*San Diego State										
3/24	*San Diego State										
3/26	New Mexico State										
3/29	*UNLV										
3/30	*UNLV										
3/31	*UNLV										
4/2	Texas Tech										
4/3	Texas Tech										
4/5	*San Jose State										
4/6	*San Jose State										
4/7	*San Jose State										
4/8	California										
4/12	*Nevada										
4/13	*Nevada										
4/14	*Nevada										
4/16	New Mexico State										
4/18	UC Riverside										
4/19	UC Riverside										
4/20	UC Riverside										
4/23	Texas Tech										
4/24	Texas Tech										
4/26	*Fresno State										
4/27	*Fresno State										
4/28	*Fresno State										
4/30	Grand Canyon										
5/1	Grand Canyon										
5/3	*Air Force										
5/4	*Air Force										
5/5	*Air Force										
5/10	*UNLV										
5/11	*UNLV										
5/12	*UNLV										
5/16	*San Diego State										
5/17	*San Diego State										
5/18	*San Diego State										



UNIVERSITY OF NEW MEXICO

2019 BASEBALL



RAY BIRMINGHAM enters into his 12th year as head coach of the UNM baseball team and also into his 32nd year as a head coach at the collegiate level. At UNM, Birmingham has won the third-most games in program history with 361 to his credit as the Lobo skipper. He also initiated and had led the ongoing development and execution of the \$3.65 million expansion of Santa Ana Star Field as well as UNM's first privately-funded building on campus

- the R.D. and Joan Dale Hubbard Clubhouse that was completed in December of 2016.

For his overall career, Birmingham is in exclusive company having won over 1,000 games. Entering the 2019 season, Birmingham is the winningest coach in the state's history as all 1,179 of his victories have come coaching for teams in his home state of New Mexico (College of the Southwest, New Mexico Junior College and UNM).

In 2015, Birmingham was inducted into the New Mexico Sports Hall of Fame. He also currently serves on the College Baseball Hall of Fame Selection Committee.

Birmingham has also coached or spoken at numerous clinics throughout the United States and South America. He has been published in the American Baseball Coaches Association (ABCA) Journal and worked professionally for the Cleveland Indians, Oakland A's and Kansas City Royals. Birmingham also led the NJCAA all-star team to four wins in five games over the Chinese All-Stars in Beijing, China in 2004. In 2006, Birmingham was selected as the head coach of the NJCAA all-star team when China returned to the United States to play the U.S. team. Birmingham also coached the NJCAA West All-Stars to a three-game sweep over the East All-Stars in the summer of 2009.

In the summer of 2014, Birmingham served as the hitting coach for USA Baseball's Collegiate National Team, which was made up of the top collegiate players from around the country. Team USA played games across North Carolina before traveling to the Netherlands to participate in Honkbal-Haarlem Baseball Week. The CNT won the international tournament by outscoring its opponents 34-6 over its final seven games. Birmingham helped guide Tennessee's Christin Stewart to "Best Hitter" honors at the tournament and Albuquerque's own Alex Bregman of LSU was named Honkbal Baseball Week MVP. Team USA concluded its summer with five games in Cuba, finishing with an overall record of 18-8-2.

In his 41st year of coaching, Birmingham has been a part of 22 championships. All of the college baseball programs Birmingham has coached have reached the top 25 in the national rankings. Between University of the Southwest, New Mexico Junior College and New Mexico, 164 athletes have gone on to play professional baseball with 36 coming while the head coach at UNM. Also under Birmingham at UNM, 40 athletes have earned All-America honors and 10 have been freshman All-Americans as well. Birmingham was also the coach of NMJC's first basketball conference championship team - a team that was ranked No. 1 in the country.

THE BIRMINGHAM FILE

Education

New Mexico State BA Journalism Education (1978)
College of the Southwest Education Administration

Coaching Experience

1988-89 Head Coach Mayfield High School
1990-2007 Head Coach College of the Southwest
2008-Present Head Coach New Mexico Junior College
2008-Present Head Coach University of New Mexico

Career Coaching Record (Year-By-Year)

School	Year	Record	Win Pct.
College of SW	1988	20-40	.333
College of SW	1989	33-33	.500
CSW	2 yrs	53-73	.421
NMJC	1990	22-30	.423
NMJC	1991	42-18	.700
NMJC	1992	40-15	.727
NMJC	1993	48-13	.787
NMJC	1994	42-12	.778
NMJC	1995	48-9	.842
NMJC	1996	34-17	.667
NMJC	1997	38-14	.731
NMJC	1998	40-18	.690
NMJC	1999	33-21	.611
NMJC	2000	41-14	.745
NMJC	2001	44-14	.759
NMJC	2002	43-10	.811
NMJC	2003	43-14	.754
NMJC	2004	47-10	.825
NMJC	2005	55-10	.846
NMJC	2006	49-8-1	.853
NMJC	2007	56-8-1	.856
NMJC	18 yrs	765-255-2	.750
UNM	2008	34-25	.576
UNM	2009	37-20	.649
UNM	2010	38-22	.633
UNM	2011	20-41	.328
UNM	2012	37-24	.607
UNM	2013	37-22	.627
UNM	2014	37-20-1	.647
UNM	2015	32-27	.559
UNM	2016	39-23	.629
UNM	2017	30-27-1	.526
UNM	2018	20-33-1	.380
UNM	2019	10-5	.667
UNM	12 yrs	371-289-3	.559
Career	32 yrs	1,189-617-5	.658





UNIVERSITY OF NEW MEXICO

2019 BASEBALL



2019 UNM BASEBALL ROSTER

POSITIONAL BREAKDOWN

PITCHERS (17)

Right-Handed (13)

2	Tristin Lively	Fr.
17	Jack Murano	Fr.
19	Drew Gillespie	Jr.
20	Blake Walden	Sr.
22	Justin Slaten	Jr.
23	Nico Garza	Jr.
25	Drew Marrufo	RsFr.
29	Chad Smith	Sr.
30	Jack White	RsFr.
32	Malachi Emond	Sr.
37	Trevor Riley	Fr.
43	Kevin Conley	Fr.
44	Nathaniel Garley	Jr.

Left-Handed (4)

18	Matt Foster	Fr.
21	Kenneth Waller	So.
40	Brian Coffey	Jr.
41	Kyle Conley	Fr.

CATCHERS (3)

4	Reese O'Farrell	Jr.
9	Ediberto Reyes	Fr.
12	Joseph Hagopian	Fr.

INFIELDERS (8)

3	Hayden Schilling	Sr.
5	Justin Watari	Jr.
11	Cameron Stevenson	Fr.
13	Connor Mang	RsSo.
26	Nick Atkins	So.
27	Tyler Kelly	Fr.
31	Zack Doak	Fr.
14	Derek Marshall Jr.	Jr.

OUTFIELDERS (6)

6	Brayden Merritt	So.
7	Jeff Deimling	RsSr.
15	Jared Mang	Sr.
16	Tanner Baker	Jr.
24	Adam Adkins	Sr.
34	Daniel Durazo	Fr.

UTILITY (1)

35	Micah Pietila-Wiggs	Fr.
----	---------------------	-----

CLASS BREAKDOWN

Freshman	15
Sophomore	5
Junior	8
Senior	7

HOME STATE

Arizona	4	Nevada	1
California	7	New Mexico	11
Connecticut	1	Oklahoma	1
Colorado	1	Texas	8

International1

#	NAME	POS.	B/T	HT	WT	CLS	HOMETOWN / PREVIOUS SCHOOL
2	Tristin Lively	RHP	R/R	6-1	177	Fr.	Las Cruces, N.M. / Las Cruces HS
3	Hayden Schilling	IF/RHP	L/R	5-11	190	Sr.	Santee, Calif. / West Hills HS
4	Reese O'Farrell	C	R/R	6-1	200	Jr.	Burlington, Ontario / Howard College
5	Justin Watari	INF	L/R	5-6	158	Jr.	Roseville, Calif. / Woodcreek HS
6	Brayden Merritt	OF	L/R	5-9	175	So.	Chandler, Ariz. / Hamilton HS
7	Jeff Deimling	OF	R/R	6-0	195	R-Sr.	Albuquerque, N.M. / La Cueva HS
9	Ediberto Reyes	C/INF	R/R	5-11	178	Fr.	McAllen, Texas / Valley View HS
11	Cameron Stevenson	INF	R/R	6-1	195	Fr.	Roswell, N.M. / Goddard HS
12	Blake Walden	RHP	R/R	6-1	204	Sr.	Lubbock, Texas / Texas State
13	Connor Mang	INF	R/R	5-11	200	R-So.	Los Alamos, N.M. / Los Alamos HS
14	Derek Marshall Jr.	INF/OF	R/R	6-1	233	R-So.	Los Angeles, Calif. / Loyola HS
15	Jared Mang	OF	R/R	5-9	200	Sr.	Los Alamos, N.M. / Los Alamos HS
16	Tanner Baker	OF	L/R	6-1	199	Jr.	Phoenix, Ariz. / South Mountain CC
17	Jack Murano	RHP	R/R	6-7	185	Fr.	Rio Rancho, N.M. / Cleveland HS
18	Matt Foster	LHP	L/L	6-3	207	Fr.	Plano, Texas / Plano Senior HS
19	Drew Gillespie	RHP	R/R	6-1	192	Jr.	Albuquerque, N.M. / Sandia HS
20	Joseph Hagopian	C/INF	L/R	5-11	170	Fr.	West Sacramento, Calif. / Jesuit HS
21	Kenneth Waller	LHP	L/L	6-2	218	So.	Fort Worth, Texas / Weatherford College
22	Justin Slaten	RHP	R/R	6-4	197	Jr.	Longview, Texas / Hallsville HS
23	Nico Garza	RHP	R/R	5-11	189	Jr.	Lubbock, Texas / Cisco JC
24	Adam Adkins	OF	R/R	6-3	202	Sr.	Denver, Colo. / West Texas A&M
25	Drew Marrufo	RHP	R/R	6-1	202	R-Fr.	Santa Teresa, NM / Santa Teresa HS
26	Nick Atkins	INF	R/R	5-8	152	So.	Venice, Calif. / Venice HS
27	Tyler Kelly	INF	R/R	5-9	170	Fr.	Cottonwood, Ariz. / Mingus HS
29	Chad Smith	RHP	R/R	6-4	210	Sr.	Albuquerque, N.M. / La Cueva HS
30	Jack White	RHP	R/R	6-3	195	R-Fr.	Albuquerque, NM / Cibola HS
31	Zack Doak	INF	R/R	6-0	195	Fr.	Tulsa, Okla. / Tulsa Union HS
32	Malachi Emond	RHP	R/R	6-3	233	Sr.	Coventry, Conn. / Western Oklahoma JC
34	Daniel Durazo	OF	L/R	5-11	190	Fr.	Nogales, Ariz. / Salpointe Catholic HS
35	Micah Pietila-Wiggs	UTL	R/R	5-9	166	Fr.	Chula Vista, Calif. / Eastlake HS
37	Trevor Riley	RHP	R/R	6-2	175	Fr.	Poway, Calif. / Poway HS
40	Brian Coffey	LHP	L/L	6-1	221	Jr.	Las Vegas, Nev. / Bishop Gorman HS
41	Kyle Conley	LHP	L/L	5-9	173	Fr.	Spring, Texas / Oak Ridge HS
43	Kevin Conley	RHP	R/R	5-9	155	Fr.	Spring, Texas / Oak Ridge HS
44	Nathaniel Garley	RHP	R/R	6-3	221	Jr.	Albuquerque, N.M. / Eldorado HS

COACHING STAFF

Head Coach	1 Ray Birmingham (12th season)
Pitching Coach	Brandon Higelin (1st season)
Infield Coach/Recruiting Coordinator	Jon Coyne (1st season)
Catching Coach	Nate Causey (1st season)
Graduate Manager	Dante Mileta
Strength Coach	John McWilliams
Athletic Trainer	Robert Rimorin
Athletic Communications	Daniel Gallegos

PRONUNCIATION GUIDE

5	Justin WATARI	(Wa - Tar - Ee)
19	Drew GILLESPIE	(Guh - less - PEE)
7	Jeff DEIMLING	(Dime - ling)
25	Drew MARRUFO	(Ma - Roof - oh)
9	EDIBERTO Reyes	(Eddie - Bear - Toe)
12	Joseph HAGOPIAN	(Ha - Go - Pee - Un)
32	Malachi EMOND	(Em - und)
17	Jack MURANO	(Mur - on - oh)
35	Micah PIETILA-WIGGS	(Pee - et - la - Wiggs)



UNIVERSITY OF NEW MEXICO

2019 BASEBALL



TV/PHOTO ROSTER



TRISTIN LIVELY
RHP | 6-1 | Fr.
LAS CRUCES, N.M.



HAYDEN SCHILLING
INF | 5-11 | Sr.
SANTEE, CALIF.



REESE O'FARRELL
C | 6-1 | Jr.
BURLINGTON, CANADA



JUSTIN WATARI
INF | 5-6 | Jr.
ROSEVILLE, CALIF.



BRAYDEN MERRITT
OF | 5-9 | So.
CHANDLER, ARIZ.



JEFF DEIMLING
OF | 6-0 | RsSr.
ALBUQUERQUE, N.M.



EDIBERTO REYES
C/INF | 5-11 | Fr.
MCALLEN, TEXAS



CAMERON STEVENSON
INF | 6-1 | Fr.
ROSWELL, N.M.



JOSEPH HAGOPIAN
C/INF | 5-11 | Fr.
W. SACRAMENTO, CALIF.



CONNOR MANG
INF | 5-11 | RsSo.
LOS ALAMOS, N.M.




DEREK MARSHALL JR.
INF/OF | 6-3 | RsSo.
LOS ANGELES, CALIF.



JARED MANG
OF | 5-9 | Sr.
LOS ALAMOS, N.M.



TANNER BAKER
OF | 6-1 | Jr.
PHOENIX, ARIZ.



JACK MURANO
RHP | 6-7 | Fr.
RIO RANCHO, N.M.



MATT FOSTER
LHP | 6-3 | Fr.
PLANO, TEXAS



DREW GILLESPIE
RHP | 6-1 | Jr.
ALBUQUERQUE, N.M.



BLAKE WALDEN
RHP | 6-1 | Sr.
LUBBOCK, TEXAS



KENNETH WALLER
LHP | 6-2 | So.
FORT WORTH, TEXAS



JUSTIN SLATEN
RHP | 6-4 | Jr.
LONGVIEW, TEXAS



NICO GARZA
RHP | 5-11 | Jr.
LUBBOCK, TEXAS



ADAM ADKINS
OF | 6-3 | Sr.
DENVER, COLO.




DREW MARRUFO
RHP | 6-1 | RsFr.
SANTA TERESA, N.M.



NICK ATKINS
INF | 5-8 | So.
VENICE, CALIF.



TYLER KELLY
INF | 5-9 | Fr.
COTTONWOOD, ARIZ.



CHAD SMITH
RHP | 6-4 | Sr.
ALBUQUERQUE, N.M.



JACK WHITE
RHP | 6-3 | RsFr.
ALBUQUERQUE, N.M.



ZACK DOAK
INF | 6-1 | Fr.
TULSA, OKLA.



MALACHI EMOND
RHP | 6-3 | Sr.
COVENTRY, CONN.



DANIEL DURAZO
OF | 5-11 | Fr.
NOGALES, ARIZ.



MICAH PIETILA-WIGGS
UTL | 5-9 | Fr.
CHULA VISTA, CALIF.



TREVOR RILEY
RHP | 6-2 | Fr.
POWAY, CALIF.



BRIAN COFFEY
LHP | 6-1 | Jr.
LAS VEGAS, NEV.



KYLE CONLEY
LHP | 5-9 | Fr.
SPRING, TEXAS



KEVIN CONLEY
RHP | 5-9 | Fr.
SPRING, TEXAS



NATHANIEL GARLEY
RHP | 6-3 | Jr.
ALBUQUERQUE, N.M.



RAY BIRMINGHAM
HEAD COACH
12TH SEASON



BRANDON HIGELIN
PITCHING COACH
1ST SEASON



JON COYNE
INF/RECRUITING
1ST SEASON



NATE CAUSEY
CATCHERS
1ST SEASON



JOHN BENTLEY
DIR. OF OPERATIONS
1ST SEASON



UNIVERSITY OF NEW MEXICO 2019 BASEBALL




PROBABLE FRIDAY STARTING PITCHER

#22

JUSTIN SLATEN

RHP | 6-4 | 197 | JR | Longview, Texas (Hallsville HS)



ERA	W-L-S	APP-GS	IP	R	ER	BB	K	OPP. BA
1.85	2-0-0	4-4	24.1	6	5	13	31	.181

Slaten's Single-Game Highs

Innings	Season	7.0 vs. Niagara (2/23/19)
	Career	7.0 - done three times
Longest Start	Season	7.0 vs. Niagara (2/23/19)
	Career	7.0 - done three times
Shortest Start	Season	5.0 vs. Oregon State (2/15/19)
	Career	1.1 vs. UC Davis (5/18/18)
Longest Relief	Season	4.2 at Air Force (3/4/17)
	Career	4.2 at Air Force (3/4/17)
Hits	Season	6 - done twice
	Career	11 - done twice
Runs	Season	4 vs. Cal St. Fullerton (3/8/19)
	Career	7 vs. Air Force (3/23/18)
Earned Runs	Season	3 vs. Cal St. Fullerton (3/8/19)
	Career	7 vs. Air Force (3/23/18)
Walks	Season	5 - done twice
	Career	5 - done three times
Strikeouts	Season	10 vs. Niagara (2/23/19)
	Career	Same

GAME-BY-GAME STATISTICS

Date	OPPONENT	GS	IP	H	R	ER	BB	SO	2B	3B	HR	WP	BK	HBP	IBB	Score	W	L	SV	ERA
Feb 15	Oregon State	*	5.0	1	0	0	5	5	1	0	0	0	0	0	0	5-6	0	0	0	0.00
Feb 23	NIAGARA-1	*	7.0	2	1	1	2	10	0	0	0	1	0	3	0	3-5	0	0	0	0.75
Mar 01	SAN JOSE STATE	*	6.0	6	1	1	1	9	0	0	0	2	0	1	0	14-2	1	0	0	1.00
Mar 08	CAL STATE FULLERTON	*	6.1	6	4	3	5	7	2	0	0	3	0	0	0	6-4	2	0	0	1.85
Totals		4	24.1	15	6	5	13	31	3	0	0	6	0	4	0	28-17	2	0	0	1.85

SLATEN'S CAREER STATS AT UNM

Year	era	w-l	app	qs	cq	sho	sv	ip	h	r	er	bb	so	2b	3b	hr	bf	bavg	wp	hbp	bk	sfa	sha
2017	3.74	2-2	23	0	0	0/0	0	33.2	37	16	14	16	27	4	0	3	148	.282	8	0	0	0	1
2018	7.02	2-9	15	14	0	0/1	0	66.2	89	65	52	30	62	20	5	7	330	.310	11	11	0	2	0
2019	1.85	2-0	4	4	0	0/0	0	24.1	15	6	5	13	31	3	0	0	104	.181	6	4	0	0	4
TOTAL	5.13	6-11	42	18	0	0/1	0	124.2	141	87	71	59	120	27	5	10	582	.281	25	15	0	2	5



UNIVERSITY OF NEW MEXICO 2019 BASEBALL



PROBABLE SATURDAY STARTING PITCHER

#44

NATHANIEL GARLEY

RHP | 6-3 | 221 | JR | Albuquerque, N.M. (Eldorado HS)



ERA	W-L	APP-GS	IP	R	ER	BB	K	OPP. BA
2.88	3-0-0	4-4	25.0	9	8	8	18	.288

Garley's Single-Game Highs

Innings	Season	7.0 - done twice
	Career	Same
Longest Start	Season	7.0 - done twice
	Career	Same
Shortest Start	Season	5.0 vs. CSU Fullerton (3/9/19)
	Career	1.2 - done twice
Longest Relief	Season	
	Career	6.1 at San Diego St. (3/30/18)
Hits	Season	12 vs. San Jose St. (3/2/19)
	Career	Same
Runs	Season	5 vs. San Jose St. (3/2/19)
	Career	9 at Air Force (5/13/18)
Earned Runs	Season	4 vs. San Jose St. (3/2/19)
	Career	9 at Air Force (5/13/18)
Walks	Season	3 vs. Minnesota (2/16/19)
	Career	3 - done three times
Strikeouts	Season	9 vs. Niagara (2/23/19)
	Career	9 - Done twice

GAME-BY-GAME STATISTICS

Date	OPPONENT	GS	IP	H	R	ER	BB	SO	2B	3B	HR	WP	BK	HBP	IBB	Score	W	L	SV	ERA
Feb 16	Minnesota	*	7.0	3	1	1	3	6	0	0	0	0	0	0	0	11-1	1	0	0	1.29
Feb 23	NIAGARA-2	*	7.0	7	0	0	1	9	0	1	0	0	0	0	0	5-3	2	0	0	0.64
Mar 02	SAN JOSE STATE	*	6.0	12	5	4	2	0	1	0	0	1	0	0	0	7-6	2	0	0	2.25
Mar 09	CAL STATE FULLERTON	*	5.0	8	3	3	2	3	1	2	0	0	0	0	0	18-11	3	0	0	2.88
Totals		4	25.0	30	9	8	8	18	2	3	0	1	0	0	0	41-21	3	0	0	2.88

GARLEY'S CAREER STATS AT UNM

Year	era	w-l	app	gs	cq	sho	sv	ip	h	r	er	bb	so	2b	3b	hr	bf	bavg	wp	hbp	bk	sfa	sha
2017	11.66	0-0	10	1	0	0/0	1	14.2	21	20	19	9	10	4	2	3	75	.328	5	1	0	1	0
2018	5.10	3-4	18	6	0	0/0	1	60.0	74	41	34	19	47	19	3	7	273	.302	9	2	1	1	6
2019	2.88	3-0	4	4	0	0/0	0	25.0	30	9	8	8	18	2	3	0	113	.288	1	0	0	0	0
TOTAL	5.51	6-4	32	11	0	0/0	2	99.2	125	70	61	36	75	25	8	10	461	.303	15	3	1	2	6



UNIVERSITY OF NEW MEXICO 2019 BASEBALL



PROBABLE SUNDAY STARTING PITCHER

#19

DREW GILLESPIE

RHP | 6-1 | JR | Albuquerque, N.M. (Sandia HS)



ERA	W-L-S	APP-GS	IP	R	ER	BB	K	OPP. BA
10.26	0-1-0	4-3	16.2	20	19	6	6	.366

Gillespie's Single-Game Highs

Innings	Season	6.0 at Arizona (2/27/19)
	Career	Same
Longest Start	Season	6.0 at Arizona (2/27/19)
	Career	Same
Shortest Start	Season	5.0 - done twice
	Career	Same
Longest Relief	Season	0.2 vs. San Jose St. (3/3/19)
	Career	4.2 vs. Central Mich. (2/22/18)
Hits	Season	10 vs. CSU Fullerton (3/10/19)
	Career	Same
Runs	Season	7 vs. CSU Fullerton (3/10/19)
	Career	7 - done twice
Earned Runs	Season	7 vs. CSU Fullerton (3/10/19)
	Career	7 - done twice
Walks	Season	3 vs. Oregon State (2/18/19)
	Career	4 at Oklahoma St. (3/15/17)
Strikeouts	Season	3 at Arizona (2/27/19)
	Career	5 vs. Fresno St. (4/8/18)

GAME-BY-GAME STATISTICS

Date	OPPONENT	GS	IP	H	R	ER	BB	SO	2B	3B	HR	WP	BK	HBP	IBB	Score	W	L	SV	ERA
Feb 18	Oregon State	*	5.0	6	3	2	3	2	0	0	1	0	0	1	0	0-5	0	1	0	3.60
Feb 27	Arizona	*	6.0	5	4	4	1	3	1	0	0	1	0	1	0	5-4	0	1	0	4.91
Mar 03	SAN JOSE STATE	*	0.2	5	6	6	2	0	1	1	0	0	0	0	0	18-22	0	1	0	9.26
Mar 10	CAL STATE FULLERTON	*	5.0	10	7	7	0	1	1	0	0	0	0	2	0	7-13	0	1	0	10.26
Totals		3	16.2	26	20	19	6	6	3	1	1	1	0	4	0	30-44	0	1	0	10.26

GILLESPIE'S CAREER STATS AT UNM

Year	era	w-l	app	gs	cq	sho	sv	ip	h	r	er	bb	so	2b	3b	hr	bf	bavg	wp	hbp	bk	sfa	sha
2017	6.75	1-1	20	0	0	0/0	1	25.1	32	22	19	18	23	6	0	3	123	.327	6	4	0	0	3
2018	8.28	3-1	24	2	0	0/0	0	50.0	67	49	46	23	42	12	5	4	243	.325	5	8	1	3	3
2019	10.26	0-1	4	3	0	0/0	0	16.2	26	20	19	6	6	3	1	1	82	.366	1	4	0	0	1
TOTAL	8.22	4-3	48	5	0	0/0	1	92.0	125	91	84	47	71	21	6	8	448	.333	12	16	1	3	7



UNIVERSITY OF NEW MEXICO 2019 BASEBALL



BY THE NUMBERS

MULTI-HIT GAMES

Name	2	3	4	5+	Total
SCHILLING, Hayden	6	2	-	-	8
MANG, Jared	4	2	1	-	7
MANG, Connor	3	3	-	-	6
WATARI, Justin	4	1	-	-	5
BAKER, Tanner	2	1	1	-	4
KELLY, Tyler	-	4	-	-	4
DEIMLING, Jeff	3	-	1	-	4
MARSHALL JR, Derek	2	-	-	-	2
MERRITT, Brayden	2	-	-	-	2
O'FARRELL, Reese	1	-	-	-	1
ADKINS, Adam	1	-	-	-	1
TEAM	28	13	3	0	44

CAREER MULTI-HIT GAMES

Name	'15/'16	'17	'18	'19	Total
MANG, Jared	--/11	24	7	7	49
SCHILLING, Hayden	7/--	13	17	8	45
WATARI, Justin	--/--	4	14	4	22
MANG, Connor	--/--	--	15	6	21
MERRITT, Brayden	--/--	--	12	2	14
DEIMLING, Jeff	--/--	--	9	4	13
MARSHALL JR, Derek	--/--	--	5	2	7
KELLY, Tyler	--/--	--	--	4	4
BAKER, Tanner	--/--	--	--	4	4
ATKINS, Nick	--/--	--	2	--	2
O'FARRELL, Reese	--/--	--	--	1	1
ADKINS, Adam	--/--	--	--	1	1

MULTI-RBI GAMES

Name	2	3	4	5+	Total
MANG, Jared	5	2	1	-	8
MANG, Connor	4	1	-	1	6
DEIMLING, Jeff	1	-	2	1	4
KELLY, Tyler	3	1	-	-	4
SCHILLING, Hayden	2	-	-	1	3
BAKER, Tanner	1	1	-	-	2
MARSHALL JR, Derek	2	-	-	-	2
DOAK, Zack	1	-	-	-	1
ADKINS, Adam	1	-	-	-	1
O'FARRELL, Reese	-	1	-	-	1
TEAM	20	6	3	3	32

CAREER MULTI-RBI GAMES

Name	'15/'16	'17	'18	'19	Total
MANG, Jared	--/6	16	9	8	39
SCHILLING, Hayden	3/--	8	6	3	20
MANG, Connor	--/--	--	7	6	13
DEIMLING, Jeff	--/--	--	7	4	11
WATARI, Justin	--/--	3	5	--	8
MARSHALL JR, Derek	--/--	--	3	2	5
MERRITT, Brayden	--/--	--	4	--	4
KELLY, Tyler	--/--	--	--	4	4
BAKER, Tanner	--/--	--	--	2	2
O'FARRELL, Reese	--/--	--	--	1	1
DOAK, Zack	--/--	--	--	1	1
ADKINS, Adam	--/--	--	--	1	1

HOME RUN TRACKER

Name	Solo	2R	3R	GS	Total
MANG, Jared	--	1	--	--	1
MARSHALL JR, Derek	--	1	--	--	1
MANG, Connor	--	--	2	--	2
DEIMLING, Jeff	--	1	3	--	4
DOAK, Zack	--	1	--	--	1
SCHILLING, Hayden	1	--	--	--	1
TEAM	1	4	5	--	10

Breakdown

Total	10
At Santa Ana Star Field	8
On the Road	--
At Neutral Site	2
vs. RHP	3
vs. LHP	3
w/ 0 outs	4
w/ 1 out	2
w/ 2 outs	4
Solo	1
Two-Run	4
Three-Run	5
Grand Slam	--
Back-to-Back	--
Pinch-Hit	--
Walk-Off	--
Before the 7th Inning	4
7th Inning and Beyond	2
Opponent Total	4
Last HR Given Up	3/3/19 vs. San Jose State
Longest Stretch w/o HR Allowed	5

STREAKS

Hitting

Name	Current	2019 Long	Career Long
KELLY, Tyler	2	5	5
SCHILLING, Hayden	2	4	12
BAKER, Tanner	5	5	5
MANG, Jared	11	11	11
MANG, Connor	6	6	7
WATARI, Justin	3	6	7
MARSHALL JR, Derek	-	3	4
DEIMLING, Jeff	5	5	7
MERRITT, Brayden	-	2	5
ATKINS, Nick	-	-	2
O'FARRELL, Reese	-	6	6
ADKINS, Adam	-	1	1
REYES, Ediberto	2	2	2
DOAK, Zack	-	1	1
ADKINS, Adam	-	1	1

Reached Base

Name	Current	2019 Long	Career Long
MANG, Jared	15	15	15
MANG, Connor	10	10	11
WATARI, Justin	14	14	14
BAKER, Tanner	5	5	5
KELLY, Tyler	2	7	7
SCHILLING, Hayden	2	6	22
MARSHALL JR, Derek	-	9	9
O'FARRELL, Reese	3	7	7
DEIMLING, Jeff	5	5	9
MERRITT, Brayden	-	4	9
ATKINS, Nick	-	2	2
ADKINS, Adam	-	4	4
REYES, Ediberto	2	2	2
DOAK, Zack	-	1	1

Inning-By-Inning Scoring Summary

Team	1	2	3	4	5	6	7	8	9	Ex.	Totals
New Mexico	18	10	25	14	12	7	16	9	14	--	125
Opponents	10	5	5	14	3	18	11	15	12	--	93



UNIVERSITY OF NEW MEXICO 2019 BASEBALL



BY THE NUMBERS

STARTERS GAME-BY-GAME

Name	W-L	IP	H	R	ER	BB	K
No. 8 Oregon St.	ND	5.0	1	0	0	5	5
No. 24 Minnesota	1-0	7.0	3	1	1	3	6
Gonzaga	ND	3.1	3	4	4	4	0
No. 7 Oregon St.	0-1	5.0	6	3	2	3	2
Niagara	ND	7.0	2	1	1	2	10
Niagara	1-0	7.0	7	0	0	1	9
Niagara	1-0	6.0	9	3	3	1	3
Niagara	1-0	5.0	1	0	0	2	3
Arizona	ND	6.0	5	4	4	1	3
San Jose St.	1-0	6.0	6	1	1	1	9
San Jose St.	ND	6.0	12	5	4	2	0
San Jose St.	0-1	2.2	6	4	4	3	2
Cal St. Fullerton	1-0	6.1	6	4	3	5	7
Cal St. Fullerton	1-0	5.0	8	3	3	2	3
Cal St. Fullerton	0-0	5.0	10	7	7	0	1
TEAM	7-2	82.1	85	40	37	36	62

BULLPEN GAME-BY-GAME

Opponent	W-L-S	IP	H	R	ER	BB	K
No. 8 Oregon St.	0-1-0	3.0	5	6	3	3	2
No. 24 Minnesota	0-0-0	2.0	1	0	0	3	4
Gonzaga	1-0-1	5.2	3	0	0	2	4
No. 7 Oregon St.	0-0-0	3.0	3	2	2	4	1
Niagara	0-1-0	2.0	4	4	4	3	2
Niagara	0-0-1	2.0	2	3	0	1	3
Niagara	0-0-0	1.0	2	0	0	0	0
Niagara	0-0-1	4.0	5	4	4	2	4
Arizona	1-0-1	3.0	1	0	0	0	3
San Jose St.	0-0-0	3.0	2	1	1	4	2
San Jose St.	1-0-0	3.0	3	1	1	1	2
San Jose St.	0-0-0	6.1	18	18	17	5	6
Cal St. Fullerton	0-0-1	2.2	2	0	0	0	2
Cal St. Fullerton	0-0-0	4.0	10	8	7	1	1
Cal St. Fullerton	0-1-0	4.0	11	6	6	1	6
TEAM	3-3-5	48.2	72	53	45	30	42



UNIVERSITY OF NEW MEXICO 2019 BASEBALL



GAME-BY-GAME HITTING

Date	Opponent	AB	R	H	RBI	2B	3B	HR	BB	IBB	SB	CS	HBP	SAC	SF	GDP	K	PO	A	E	Avg.
2/15	! No. 8 Oregon St.	33	5	9	5	1	0	1	5	1	0	0	0	1	0	2	6	24	8	3	.273
2/16	! No. 24 Minnesota	40	11	15	9	5	0	0	6	0	0	1	2	1	0	2	8	27	7	0	.329
2/17	!Gonzaga	31	6	11	6	0	1	1	3	1	0	0	0	1	1	1	5	27	10	1	.337
2/18	! No. 7 Oregon St.	29	0	6	0	3	0	0	2	0	0	0	0	2	0	0	9	24	9	2	.308
2/23	NIAGARA	35	3	10	3	1	1	0	1	0	0	0	1	0	0	2	3	27	9	2	.304
2/23	NIAGARA	29	5	6	4	2	0	0	4	0	1	0	0	0	1	1	8	27	8	3	.289
2/24	NIAGARA	32	13	12	12	4	1	1	6	0	4	0	0	0	1	0	3	21	10	1	.301
2/24	NIAGARA	30	7	7	6	1	0	0	6	0	3	1	1	0	2	0	4	27	12	0	.293
2/27	at Arizona	35	5	11	4	3	0	0	3	0	0	0	1	1	0	1	7	27	7	0	.296
3/1	* SAN JOSE ST.	34	14	10	12	2	1	0	12	0	4	0	1	0	1	0	11	27	7	2	.296
3/2	* SAN JOSE ST.	34	7	9	5	2	0	0	6	0	1	2	0	1	0	0	1	27	15	2	.293
3/3	* SAN JOSE ST.	45	18	18	15	3	1	3	7	0	3	0	1	0	0	0	5	27	7	1	.305
3/8	CAL STATE FULLERTON	29	6	8	6	1	1	1	2	0	1	0	1	2	0	2	6	27	13	2	.303
3/9	CAL STATE FULLERTON	42	18	19	18	4	0	2	7	0	1	0	2	0	1	0	2	27	14	0	.316
3/10	CAL STATE FULLERTON	42	7	15	7	1	2	1	2	0	1	0	0	0	0	0	8	27	14	0	.319
Totals		520	125	166	112	33	8	10	72	2	19	4	10	9	7	11	86	393	150	19	.319



UNIVERSITY OF NEW MEXICO

2019 BASEBALL



GAME-BY-GAME PITCHING

Date	Opponent	IP	H	R	ER	BB	SO	2B	3B	HR	WP	BK	HBP	DP	IBB	Score	W	L	SV	ERA
2/15	! No. 8 Oregon St.	8.0	6	6	3	8	7	2	0	0	0	0	1	0	0	5-6	0	1	0	3.38
2/16	! No. 24 Minnesota	9.0	4	1	1	6	10	0	0	0	0	0	0	0	0	11-1	1	1	0	2.12
2/17	! Gonzaga	9.0	6	4	4	6	4	2	0	0	3	0	1	1	0	6-4	2	1	1	2.77
2/18	! No. 7 Oregon St.	8.0	9	5	4	7	3	1	0	1	1	0	1	1	1	0-5	2	2	1	3.18
2/23	NIAGARA	9.0	6	5	5	5	12	0	0	0	1	0	3	0	0	3-5	2	3	1	3.56
2/23	NIAGARA	9.0	9	3	0	2	12	0	1	0	0	0	1	0	0	5-3	3	3	2	2.94
2/24	NIAGARA	7.0	11	3	3	1	3	2	0	0	1	0	0	1	0	13-3	4	3	2	3.05
2/24	NIAGARA	9.0	6	4	4	5	6	1	0	0	3	0	0	3	0	7-4	5	3	3	3.18
2/27	at Arizona	9.0	6	4	4	1	6	1	0	0	1	0	1	0	0	5-4	6	3	4	3.27
3/1	* SAN JOSE ST.	9.0	8	2	2	5	11	1	0	0	3	0	1	1	0	14-2	7	3	4	3.14
3/2	* SAN JOSE ST.	9.0	15	6	5	3	2	1	0	0	1	0	0	3	0	7-6	8	3	4	3.32
3/3	* SAN JOSE ST.	9.0	24	22	21	8	8	4	1	3	2	0	2	1	2	18-22	8	4	4	4.85
3/8	CS-FULLERTON	9.0	8	4	3	5	9	3	0	0	3	0	2	2	0	6-4	9	4	5	4.70
3/9	CS-FULLERTON	9.0	18	11	10	3	4	1	3	0	0	0	0	2	0	18-11	10	4	5	5.09
3/10	CS-FULLERTON	9.0	21	13	13	1	7	3	0	1	0	0	2	1	0	7-13	10	5	5	5.63
Totals		131.0	157	93	82	66	104	22	5	5	19	0	15	16	3	125-93	10	5	5	5.63



UNIVERSITY OF NEW MEXICO

2019 BASEBALL



GAME HIGHS

TEAM GAME HIGHS (2019)

Batting

At Bats:	45	vs. San Jose St. (3/3/19)
Runs Scored:	18	vs. Cal St. Fullerton (3/9/19)
		vs. San Jose St. (3/3/19)
Hits:	19	vs. Cal St. Fullerton (3/9/19)
RBI's:	18	vs. Cal St. Fullerton (3/9/19)
Doubles:	5	vs. Minnesota (2/16/19)
Triples:	2	vs. Cal St. Fullerton (3/10/19)
Home Runs:	3	vs. San Jose St. (3/3/19)
Total Bases:	32	vs. San Jose St. (3/3/19)
Walks:	12	vs. San Jose St. (3/1/19)
Strikeouts:	11	vs. San Jose St. (3/1/19)
Sac Hits:	2	vs. Cal St. Fullerton (3/8/19)
		vs. Oregon State (2/18/19)
Sac Flies:	2	vs. Niagara (2/24/19)
Stolen Bases:	4	vs. Niagara (2/24/19)
		San Jose St. (3/1/19)
Hit-By-Pitch:	2	vs. Cal St. Fullerton (3/9/19)
		vs. Minnesota (2/16/19)
Caught Stealing:	2	vs. San Jose St. (3/2/19)
Runners LOB:	11	vs. Minnesota (2/16/19)
Hit Into DP:	2	Done 6x

Fielding

Putouts:	27	Done 12x
Assists:	15	vs. San Jose St. (3/2/19)
Errors:	3	Done 2x
Passed Balls:	1	Done 3x
DPs Turned:	3	vs. Niagara (2/24/19)
		vs. San Jose St. (3/2/19)

Pitching

Innings Pitched:	9.0	Done 12x
Runs Allowed:	22	vs. San Jose St. (3/3/19)
Earned Runs:	21	vs. San Jose St. (3/3/19)
Walks Allowed:	8	vs. Oregon State (2/15/19)
		vs. San Jose St. (3/3/19)
Strikeouts:	12	vs. Niagara (2/23/19)
		vs. Niagara (2/23/19)
Hits Allowed:	24	vs. San Jose St. (3/3/19)
Doubles Allowed:	4	vs. San Jose St. (3/3/19)
Triples Allowed:	3	vs. Cal St. Fullerton (3/9/19)
Homers Allowed:	3	vs. San Jose St. (3/3/19)
Wild Pitches:	3	Done 4x
Hit Batters:	3	vs. Niagara (2/23/19)

INDIVIDUAL GAME HIGHS (2019)

Batting

At Bats:	6	Done 6x
Runs Scored:	4	Jared Mang vs. Niagara (2/24/19)
		Connor Mang vs. San Jose St. (3/3/19)
		Conor Mang vs. Cal St. Fullerton (3/9/19)
Hits:	4	Tanner Baker vs. Minnesota (2/16/19)
		Jared Mang vs. Minnesota (2/16/19)
		Jeff Deimling vs. San Jose St. (3/3/19)
RBI's:	6	Jeff Deimling vs. San Jose St. (3/3/19)
Doubles:	2	Done 6x
Triples:	1	Done 8x
Home Runs:	2	Jeff Deimling vs. San Jose St. (3/3/19)
Total Bases:	10	Jeff Deimling vs. San Jose St. (3/3/19)
Walks:	3	Done 3x
Strikeouts:	3	Done 2x
Sac Hits:	1	Done 9x
Sac Flies:	1	Done 7x
Stolen Bases:	2	Connor Mang vs. Niagara (2/24/19)
		Hayden Schilling vs. San Jose St. (3/3/19)
Hit-By-Pitch:	1	Done 10x
Caught Stealing:	1	Done 4x

Fielding

Putouts:	13	Derek Marshall Jr. vs. San Jose St. (3/2/19)
Assists:	6	Hayden Schilling vs. San Jose St. (3/2/19)
Errors:	2	Justin Watari vs. Oregon State (2/15/19)
Passed Balls:	1	Reese O'Farrell vs. Oregon State (2/15/19)
		Reese O'Farrell vs. Cal St. Fullerton (3/8/19)
		Reese O'Farrell vs. Cal St. Fullerton (3/9/19)

Pitching

Innings Pitched:	7.0	Nathaniel Garley vs. Minnesota (2/16/19)
		Justin Slaten (2/23/19)
		Nathaniel Garley (2/23/19)
Runs Allowed:	7	Kenneth Waller vs. Cal St. Fullerton (3/9/19)
		Drew Gillespie vs. Cal St. Fullerton (3/10/19)
Earned Runs:	7	Kenneth Waller vs. Cal St. Fullerton (3/9/19)
		Drew Gillespie vs. Cal St. Fullerton (3/10/19)
Walks Allowed:	5	Justin Slaten vs. Oregon State (2/15/19)
		Justin Slaten vs. Cal St. Fullerton (3/8/19)
Strikeouts:	10	Justin Slaten vs. Niagara (2/23/19)
Hits Allowed:	12	Nathaniel Garley vs. San Jose St. (3/2/19)
Doubles Allowed:	2	Done 4x
Triples Allowed:	2	Nathaniel Garley vs. Cal St. Fullerton (3/9/19)
Homers Allowed:	1	Done 5x
Wild Pitches:	3	Brian Coffey vs. Gonzaga (2/17/19)
		Justin Slaten vs. Cal St. Fullerton (3/8/19)
Hit Batters:	3	Justin Slaten vs. Niagara (2/23/19)



UNIVERSITY OF NEW MEXICO 2019 BASEBALL



PITCHERS

#2

TRISTIN LIVELY

RHP | 6-1 | 177 | FR | Las Cruces, N.M. (Las Cruces HS)



ERA	W-L-S	APP-GS	IP	R	ER	BB	K	OPP. BA
3.00	1-0-0	3-1	6.0	2	2	7	3	.118

Lively's Single-Game Highs

Innings	Season	5.0 vs. Niagara (2/24/19)
	Career	Same
Longest Start	Season	5.0 vs. Niagara (2/24/19)
	Career	Same
Shortest Start	Season	5.0 vs. Niagara (2/24/19)
	Career	Same
Longest Relief	Season	1.0 vs. Minnesota (2/16/19)
	Career	Same
Hits	Season	1 - done twice
	Career	Same
Runs	Season	2 vs. San Jose St. (3/3/19)
	Career	Same
Earned Runs	Season	2 vs. San Jose St. (3/3/19)
	Career	Same
Walks	Season	3 vs. Niagara (2/24/19)
	Career	Same
Strikeouts	Season	2 vs. Niagara (2/24/19)
	Career	Same

GAME-BY-GAME STATISTICS

Date	OPPONENT	GS	IP	H	R	ER	BB	SO	2B	3B	HR	WP	BK	HBP	IBB	Score	W	L	SV	ERA
Feb 16	Minnesota		1.0	1	0	0	2	1	0	0	0	0	0	0	0	11-1	0	0	0	0.00
Feb 24	NIAGARA-2	*	5.0	1	0	0	3	2	0	0	1	0	0	0	0	7-4	1	0	0	0.00
Mar 03	SAN JOSE STATE		0.0	0	2	2	2	0	0	0	0	0	0	0	0	18-22	1	0	0	3.00
Totals		1	6.0	2	2	2	7	3	0	0	1	0	0	0	0	36-27	1	0	0	3.00

LIVELY'S CAREER STATS AT UNM

Year	era	w-l	app	qs	cq	sho	sv	ip	h	r	er	bb	so	2b	3b	hr	bf	bavg	wp	hbp	bk	sfa	sha
2019	3.00	1-0	3	1	0	0/0	0	6.0	2	2	2	7	3	0	0	0	24	.118	1	0	0	0	0
TOTAL	3.00	1-0	3	1	0	0/0	0	6.0	2	2	2	7	3	0	0	0	24	.118	1	0	0	0	0



UNIVERSITY OF NEW MEXICO 2019 BASEBALL



PITCHERS

#12

BLAKE WALDEN

RHP | 6-1 | 204 | SR | Lubbock, Texas (Texas State)



ERA	W-L-S	APP-GS	IP	R	ER	BB	K	OPP. BA
4.15	0-0-0	5-0	8.2	9	4	4	7	.265

Walden's Single-Game Highs

Innings	Season	12 - done twice
	Career	Same
Longest Start	Season	
	Career	
Shortest Start	Season	
	Career	
Longest Relief	Season	12 - done twice
	Career	Same
Hits	Season	4 vs. CSU Fullerton (3/10/19)
	Career	Same
Runs	Season	3 - done twice
	Career	Same
Earned Runs	Season	3 vs. CSU Fullerton (3/10/19)
	Career	Same
Walks	Season	1 - done four times
	Career	Same
Strikeouts	Season	3 vs. CSU Fullerton (3/10/19)
	Career	Same

GAME-BY-GAME STATISTICS

Date	OPPONENT	GS	IP	H	R	ER	BB	SO	2B	3B	HR	WP	BK	HBP	IBB	Score	W	L	SV	ERA
Feb 15	Oregon State		1.0	0	2	0	1	0	0	0	0	0	0	1	0	5-6	0	0	0	0.00
Feb 23	NIAGARA-1		1.0	1	0	0	0	0	0	0	0	0	0	0	0	3-5	0	0	0	0.00
Feb 23	NIAGARA-2		1.0	2	3	0	1	0	0	0	0	0	0	1	0	5-3	0	0	0	0.00
Feb 27	Arizona		1.0	0	0	0	0	1	0	0	0	0	0	0	0	5-4	0	0	0	0.00
Mar 02	SAN JOSE STATE		1.2	1	1	1	1	0	0	0	0	0	0	0	0	7-6	0	0	0	1.59
Mar 08	CAL STATE FULLERTON		1.2	1	0	0	0	2	1	0	0	0	0	2	0	6-4	0	0	0	1.23
Mar 10	CAL STATE FULLERTON		1.1	4	3	3	1	3	2	0	0	0	0	0	0	7-13	0	0	0	4.15
Totals		0	8.2	9	9	4	4	7	3	0	0	0	0	4	0	38-41	0	0	0	4.15

WALDEN'S CAREER STATS AT UNM

Year	era	w-l	app	gs	cq	sho	sv	ip	h	r	er	bb	so	2b	3b	hr	bf	bavg	wp	hbp	bk	sfa	sha
2019	4.15	0-0	7	0	0	0/0	0	8.2	9	9	4	4	7	3	0	0	44	.265	0	4	0	1	1
TOTAL	4.15	0-0	7	0	0	0/0	0	8.2	9	9	4	4	7	3	0	0	44	.265	0	4	0	1	1



UNIVERSITY OF NEW MEXICO 2019 BASEBALL



PITCHERS

#17

JACK MURANO

RHP | 6-7 | 185 | FR | Rio Rancho, N.M. (Cleveland HS)



ERA	W-L-S	APP-GS	IP	R	ER	BB	K	OPP. BA
13.50	0-0-0	1-0	0.2	1	1	3	0	.500

Murano's Single-Game Highs

Innings	Season	0.2 vs. Oregon State (2/18/19)
	Career	Same
Longest Start	Season	
	Career	
Shortest Start	Season	
	Career	
Longest Relief	Season	0.2 vs. Oregon State (2/18/19)
	Career	Same
Hits	Season	1 vs. Oregon State (2/18/19)
	Career	Same
Runs	Season	1 vs. Oregon State (2/18/19)
	Career	Same
Earned Runs	Season	1 vs. Oregon State (2/18/19)
	Career	Same
Walks	Season	3 vs. Oregon State (2/18/19)
	Career	Same
Strikeouts	Season	
	Career	

GAME-BY-GAME STATISTICS

Date	OPPONENT	GS	IP	H	R	ER	BB	SO	2B	3B	HR	WP	BK	HBP	IBB	Score	W	L	SV	ERA
Feb 18	Oregon State		0.2	1	1	1	3	0	0	0	0	1	0	0	1	0-5	0	0	0	13.50
Totals		0	0.2	1	1	1	3	0	0	0	0	1	0	0	1	0-5	0	0	0	13.50

MURANO'S CAREER STATS AT UNM

Year	era	w-l	app	qs	cq	sho	sv	ip	h	r	er	bb	so	2b	3b	hr	bf	bavg	wp	hbp	bk	sfa	sha
2019	13.50	0-0	1	0	0	0/0	0	0.2	1	1	1	3	0	0	0	0	6	.500	1	0	0	1	0
TOTAL	13.50	0-0	1	0	0	0/0	0	0.2	1	1	1	3	0	0	0	0	6	.500	1	0	0	1	0



UNIVERSITY OF NEW MEXICO 2019 BASEBALL



PITCHERS

#18

MATT FOSTER

LHP | 6-3 | 207 | FR | Plano, Texas (Plano Senior HS)



ERA	W-L-S	APP-GS	IP	R	ER	BB	K	OPP. BA
...

Foster's Single-Game Highs

Innings	Season _____ Career _____
Longest Start	Season _____ Career _____
Shortest Start	Season _____ Career _____
Longest Relief	Season _____ Career _____
Hits	Season _____ Career _____
Runs	Season _____ Career _____
Earned Runs	Season _____ Career _____
Walks	Season _____ Career _____
Strikeouts	Season _____ Career _____

GAME-BY-GAME STATISTICS

Date	OPPONENT	GS	IP	H	R	ER	BB	SO	2B	3B	HR	WP	BK	HBP	IBB	Score	W	L	SV	ERA
Totals																				

FOSTER'S CAREER STATS AT UNM



UNIVERSITY OF NEW MEXICO 2019 BASEBALL



PITCHERS

#21

KENNETH WALLER

LHP | 6-2 | 218 | SO | Fort Worth, Texas (Weatherford College)



ERA	W-L-S	APP-GS	IP	R	ER	BB	K	OPP. BA
27.00	1-0-0	3-0	3.0	9	9	3	2	.500

Waller's Single-Game Highs

Innings	Season	1.2 vs. Gonzaga (2/17/19)
	Career	Same
Longest Start	Season	
	Career	
Shortest Start	Season	
	Career	
Longest Relief	Season	1.2 vs. Gonzaga (2/17/19)
	Career	Same
Hits	Season	6 vs. CSU Fullerton (3/9/19)
	Career	Same
Runs	Season	7 vs. CSU Fullerton (3/9/19)
	Career	Same
Earned Runs	Season	7 vs. CSU Fullerton (3/9/19)
	Career	Same
Walks	Season	2 vs. Niagara (2/24/19)
	Career	Same
Strikeouts	Season	1 - done twice
	Career	Same

GAME-BY-GAME STATISTICS

Date	OPPONENT	GS	IP	H	R	ER	BB	SO	2B	3B	HR	WP	BK	HBP	IBB	Score	W	L	SV	ERA
Feb 17	Gonzaga		1.2	2	0	0	0	1	0	0	0	0	0	0	0	6-4	1	0	0	0.00
Feb 24	NIAGARA-2		1.0	1	2	2	1	0	0	0	0	2	0	0	0	7-4	1	0	0	6.75
Mar 09	CAL STATE FULLERTON		0.1	6	7	7	1	0	0	1	0	0	0	0	0	18-11	1	0	0	27.00
Totals		0	3.0	9	9	9	3	2	0	1	0	2	0	0	0	31-19	1	0	0	27.00

WALLER'S CAREER STATS AT UNM

Year	era	w-l	app	qs	cg	sho	sv	ip	h	r	er	bb	so	2b	3b	hr	bf	bavg	wp	hbp	bk	sfa	sha
2019	27.00	1-0	3	0	0	0/0	0	3.0	9	9	9	3	2	0	1	0	22	.500	2	0	0	1	0
TOTAL	27.00	1-0	3	0	0	0/0	0	3.0	9	9	9	3	2	0	1	0	22	.500	2	0	0	1	0



UNIVERSITY OF NEW MEXICO 2019 BASEBALL



PITCHERS

#23

NICO GARZA

RHP | 5-11 | 189 | JR | Lubbock, Texas (Cisco JC)



ERA	W-L-S	APP-GS	IP	R	ER	BB	K	OPP. BA
3.52	0-0-0	5-0	7.2	4	3	1	4	.357

Garza's Single-Game Highs

Innings	Season	2.2 vs. San Jose St. (3/3/19)
	Career	Same
Longest Start	Season	
	Career	
Shortest Start	Season	
	Career	
Longest Relief	Season	2.2 vs. San Jose St. (3/3/19)
	Career	Same
Hits	Season	4 - done twice
	Career	Same
Runs	Season	2 vs. San Jose St. (3/3/19)
	Career	Same
Earned Runs	Season	2 vs. San Jose St. (3/3/19)
	Career	Same
Walks	Season	1 vs. Minnesota (2/16/19)
	Career	Same
Strikeouts	Season	3 vs. Minnesota (2/16/19)
	Career	Same

GAME-BY-GAME STATISTICS

Date	OPPONENT	GS	IP	H	R	ER	BB	SO	2B	3B	HR	WP	BK	HBP	IBB	Score	W	L	SV	ERA
Feb 16	Minnesota	1.0	0	0	0	0	1	3	0	0	0	0	0	0	0	11-1	0	0	0	0.00
Feb 24	NIAGARA-2	1.2	2	1	1	0	0	0	0	0	0	0	0	0	0	7-4	0	0	0	3.38
Mar 01	SAN JOSE STATE	0.2	0	0	0	0	0	0	0	0	0	0	0	0	0	14-2	0	0	0	2.70
Mar 03	SAN JOSE STATE	2.2	4	2	2	0	1	1	0	1	1	0	1	0	0	18-22	0	0	0	4.50
Mar 09	CAL STATE FULLERTON	1.2	4	1	0	0	0	0	0	0	0	0	0	0	0	18-11	0	0	0	3.52
Totals		0	7.2	10	4	3	1	4	1	0	1	1	0	1	0	68-40	0	0	0	3.52

GARZA'S CAREER STATS AT UNM

Year	era	w-l	app	gs	cq	sho	sv	ip	h	r	er	bb	so	2b	3b	hr	bf	bavg	wp	hbp	bk	sfa	sha
2019	3.52	0-0	5	0	0	0/0	0	7.2	10	4	3	1	4	1	0	1	34	.357	1	1	0	3	1
TOTAL	3.52	0-0	5	0	0	0/0	0	7.2	10	4	3	1	4	1	0	1	34	.357	1	1	0	3	1



UNIVERSITY OF NEW MEXICO 2019 BASEBALL



PITCHERS

#25

DREW MARRUFO

RHP | 6-1 | 202 | RsFR | Santa Teresa, N.M. (Santa Teresa HS)



ERA	W-L-S	APP-GS	IP	R	ER	BB	K	OPP. BA
3.00	0-0-0	3-0	3.0	1	1	1	2	.357

Marrufo's Single-Game Highs

Innings	Season	1.0 - done three times
	Career	Same
Longest Start	Season	
	Career	
Shortest Start	Season	
	Career	
Longest Relief	Season	1.0 - done three times
	Career	Same
Hits	Season	2 - done twice
	Career	Same
Runs	Season	1 vs. Oregon State (2/18/19)
	Career	Same
Earned Runs	Season	1 vs. Oregon State (2/18/19)
	Career	Same
Walks	Season	1 vs. Oregon State (2/18/19)
	Career	Same
Strikeouts	Season	1 - done twice
	Career	Same

GAME-BY-GAME STATISTICS

Date	OPPONENT	GS	IP	H	R	ER	BB	SO	2B	3B	HR	WP	BK	HBP	IBB	Score	W	L	SV	ERA
Feb 18	Oregon State		1.0	2	1	1	1	1	1	0	0	0	0	0	0	0-5	0	0	0	9.00
Feb 24	NIAGARA-1		1.0	2	0	0	0	0	0	0	0	1	0	0	0	13-3	0	0	0	4.50
Mar 01	SAN JOSE STATE		1.0	1	0	0	1	0	0	0	0	1	0	0	0	14-2	0	0	0	3.00
Totals		0	3.0	5	1	1	1	2	1	0	0	2	0	0	0	27-10	0	0	0	3.00

MARRUFO'S CAREER STATS AT UNM

Year	era	w-l	app	qs	cq	sho	sv	ip	h	r	er	bb	so	2b	3b	hr	bf	bavg	wp	hbp	bk	sfa	sha
2019	3.00	0-0	3	0	0	0/0	0	3.0	5	1	1	1	2	1	0	0	16	.357	2	0	0	1	0
TOTAL	3.00	0-0	3	0	0	0/0	0	3.0	5	1	1	1	2	1	0	0	16	.357	2	0	0	1	0



UNIVERSITY OF NEW MEXICO 2019 BASEBALL



PITCHERS

#29

CHAD SMITH

RHP | 6-4 | 210 | SR | Albuquerque, N.M. (La Cueva HS)



ERA	W-L-S	APP-GS	IP	R	ER	BB	K	OPP. BA
7.94	0-1-0	4-0	5.2	5	5	9	6	.227

Smith's Single-Game Highs

Innings	Season	3.0 vs. Gonzaga (2/17/19)
	Career	3.1 vs. NMSU (5/2/17)
Longest Start	Season	
	Career	
Shortest Start	Season	
	Career	
Longest Relief	Season	3.0 vs. Gonzaga (2/17/19)
	Career	3.1 vs. NMSU (5/2/17)
Hits	Season	2 vs. San Jose St. (3/3/19)
	Career	6 at Nevada (4/13/18)
Runs	Season	3 vs. Niagara (2/23/19)
	Career	6 vs. Arizona (4/2/18)
Earned Runs	Season	3 vs. Niagara (2/23/19)
	Career	6 vs. Arizona (4/2/18)
Walks	Season	4 vs. San Jose St. (3/1/19)
	Career	4 - done twice
Strikeouts	Season	2 - done twice
	Career	4 vs. Oregon St. (2/16/18)

GAME-BY-GAME STATISTICS

Date	OPPONENT	GS	IP	H	R	ER	BB	SO	2B	3B	HR	WP	BK	HBP	IBB	Score	W	L	SV	ERA
Feb 17	Gonzaga	3.0	1	0	0	2	2	0	0	0	0	0	1	0	0	6-4	0	0	0	0.00
Feb 23	NIAGARA-1	0.1	1	3	3	2	1	0	0	0	0	0	0	0	0	3-5	0	1	0	8.10
Mar 01	SAN JOSE STATE	1.1	1	1	1	4	1	1	0	0	0	0	0	0	0	14-2	0	1	0	7.71
Mar 03	SAN JOSE STATE	1.0	2	1	1	1	2	1	0	0	0	0	0	0	0	18-22	0	1	0	7.94
Totals		0	5.2	5	5	5	9	6	2	0	0	0	0	1	0	41-33	0	1	0	7.94

SMITH'S CAREER STATS AT UNM

Year	era	w-l	app	qs	cq	sho	sv	ip	h	r	er	bb	so	2b	3b	hr	bf	bavg	wp	hbp	bk	sfa	sha
2017	17.69	0-1	16	0	0	0/0	0	9.2	23	19	19	5	6	3	0	1	57	.451	2	1	0	0	0
2018	9.78	0-0	17	0	0	0/1	0	23.0	37	29	25	18	10	8	1	2	122	.394	4	5	1	3	2
2019	7.94	0-1	4	0	0	0/0	0	5.2	5	5	5	9	6	2	0	0	32	.227	0	1	0	0	0
TOTAL	11.50	0-2	37	0	0	0/1	0	38.1	65	53	49	32	22	13	1	3	211	.389	6	7	1	3	2



UNIVERSITY OF NEW MEXICO 2019 BASEBALL



PITCHERS

#30

JACK WHITE

RHP | 6-3 | 195 | RsFR | Albuquerque, N.M. (Cibola HS)



ERA	W-L-S	APP-GS	IP	R	ER	BB	K	OPP. BA
7.71	1-0-0	4-0	2.1	3	2	0	1	.222

White's Single-Game Highs

Innings	Season	11 vs. Oregon State (2-18-19)
	Career	Same
Longest Start	Season	
	Career	
Shortest Start	Season	
	Career	
Longest Relief	Season	11 vs. Oregon State (2-18-19)
	Career	Same
Hits	Season	1 - done twice
	Career	Same
Runs	Season	2 vs. San Jose St. (3/3/19)
	Career	Same
Earned Runs	Season	1 - done twice
	Career	Same
Walks	Season	
	Career	
Strikeouts	Season	1 at Arizona (2/27/19)
	Career	Same

GAME-BY-GAME STATISTICS

Date	OPPONENT	GS	IP	H	R	ER	BB	SO	2B	3B	HR	WP	BK	HBP	IBB	Score	W	L	SV	ERA
Feb 18	Oregon State	1	0	0	0	0	0	0	0	0	0	0	0	0	0	0-5	0	0	0	0.00
Feb 27	Arizona	1	0	0	0	0	1	0	0	0	0	0	0	0	0	5-4	1	0	0	0.00
Mar 03	SAN JOSE STATE	0	1	2	1	0	0	0	0	0	0	0	0	0	0	18-22	1	0	0	3.86
Mar 10	CAL STATE FULLERTON	0	1	1	1	0	0	0	0	0	0	0	0	0	0	7-13	1	0	0	7.71
Totals		0	2.1	2	3	2	0	1	0	0	0	0	0	0	0	30-44	1	0	0	7.71

WHITE'S CAREER STATS AT UNM

Year	era	w-l	app	qs	cg	sho	sv	ip	h	r	er	bb	so	2b	3b	hr	bf	bavg	wp	hbp	bk	sfa	sha
2019	7.71	1-0	4	0	0	0/0	0	2.1	2	3	2	0	1	0	0	0	10	.222	0	0	0	0	1
TOTAL	7.71	1-0	4	0	0	0/0	0	2.1	2	3	2	0	1	0	0	0	10	.222	0	0	0	0	1



UNIVERSITY OF NEW MEXICO 2019 BASEBALL



PITCHERS

#32

MALACHI EMOND

RHP | 6-3 | 233 | SR | Coventry, Conn. (Western Oklahoma JC)



ERA	W-L-S	APP-GS	IP	R	ER	BB	K	OPP. BA
5.70	1-1-4	8-0	9.1	7	6	3	11	.366

Emond's Single-Game Highs

Innings	Season	2.0 vs. Oregon State (2/15/19)
	Career	4.2 vs. Fresno St. (4/7/18)
Longest Start	Season	
	Career	
Shortest Start	Season	
	Career	
Longest Relief	Season	2.0 vs. Oregon State (2/15/19)
	Career	4.2 vs. Fresno St. (4/7/18)
Hits	Season	5 vs. Oregon State (2/15/19)
	Career	Same
Runs	Season	4 vs. Oregon State (2/15/19)
	Career	Same
Earned Runs	Season	3 vs. Oregon State (2/15/19)
	Career	3 - done twice
Walks	Season	2 vs. Oregon State (2/15/19)
	Career	4 vs. Air Force (3/24/18)
Strikeouts	Season	3 vs. Niagara (2/24/19)
	Career	5 - done twice

GAME-BY-GAME STATISTICS

Date	OPPONENT	GS	IP	H	R	ER	BB	SO	2B	3B	HR	WP	BK	HBP	IBB	Score	W	L	SV	ERA
Feb 15	Oregon State	2.0	5	4	3	2	2	2	1	0	0	0	0	0	0	5-6	0	1	0	13.50
Feb 17	Gonzaga	1.0	0	0	0	0	0	1	0	0	0	0	0	0	0	6-4	0	1	1	9.00
Feb 23	NIAGARA-1	0.2	2	1	1	1	1	0	0	0	0	0	0	0	0	3-5	0	1	1	9.82
Feb 24	NIAGARA-2	1.1	2	1	1	0	3	1	0	0	0	0	0	0	0	7-4	0	1	2	9.00
Feb 27	Arizona	1.0	1	0	0	0	1	0	0	0	0	0	0	0	0	5-4	0	1	3	7.50
Mar 02	SAN JOSE STATE	1.1	2	0	0	0	2	0	0	0	0	0	0	0	0	7-6	1	1	3	6.14
Mar 03	SAN JOSE STATE	1.0	2	1	1	0	1	0	0	0	0	0	0	0	0	18-22	1	1	3	6.48
Mar 08	CAL STATE FULLERTON	1.0	1	0	0	0	0	0	0	0	0	0	0	0	0	6-4	1	1	4	5.79
Totals		0	9.1	15	7	6	3	11	2	0	0	0	0	0	0	57-55	1	1	4	5.79

EMOND'S CAREER STATS AT UNM

Year	era	w-l	app	qs	cq	sho	sv	ip	h	r	er	bb	so	2b	3b	hr	bf	bavg	wo	hbp	bk	sfa	sha
2018	2.72	3-2	26	0	0	0/0	2	39.2	30	15	12	18	56	6	2	1	167	.211	6	3	0	1	3
2019	5.79	1-1	8	0	0	0/0	4	9.1	15	7	6	3	11	2	0	0	45	.366	0	0	0	1	0
TOTAL	3.31	4-3	34	0	0	0/0	6	49.0	45	22	18	21	67	8	2	1	212	.246	6	3	0	2	3



UNIVERSITY OF NEW MEXICO 2019 BASEBALL



PITCHERS

#37

TREVOR RILEY

RHP | 6-2 | 175 | FR | Poway, Calif. (Poway HS)



ERA	W-L-S	APP-GS	IP	R	ER	BB	K	OPP. BA
...

Riley's Single-Game Highs

Innings	Season _____ Career _____
Longest Start	Season _____ Career _____
Shortest Start	Season _____ Career _____
Longest Relief	Season _____ Career _____
Hits	Season _____ Career _____
Runs	Season _____ Career _____
Earned Runs	Season _____ Career _____
Walks	Season _____ Career _____
Strikeouts	Season _____ Career _____

GAME-BY-GAME STATISTICS

Date	OPPONENT	GS	IP	H	R	ER	BB	SO	2B	3B	HR	WP	BK	HBP	IBB	Score	W	L	SV	ERA
Totals																				

RILEY'S CAREER STATS AT UNM



UNIVERSITY OF NEW MEXICO 2019 BASEBALL



PITCHERS

#40

BRIAN COFFEY

LHP | 6-1 | 221 | JR | Las Vegas, Nev. (Bishop Gorman HS)



ERA	W-L-S	APP-GS	IP	R	ER	BB	K	OPP. BA
7.31	1-2-0	5-3	16.0	13	13	8	7	.338

Coffey's Single-Game Highs

Innings	Season	6.0 vs. Niagara (2/24/19)
	Career	Same
Longest Start	Season	6.0 vs. Niagara (2/24/19)
	Career	Same
Shortest Start	Season	2.2 vs. San Jose St. (3/3/19)
	Career	2.1 vs. Texas Tech (4/17/18)
Longest Relief	Season	2.0 - done twice
	Career	2.2 vs. NMSU (4/10/18)
Hits	Season	9 vs. Niagara (2/24/19)
	Career	Same
Runs	Season	4 - done twice
	Career	6 vs. Texas Tech (4/17/18)
Earned Runs	Season	4 - done twice
	Career	5 vs. Texas Tech (4/17/18)
Walks	Season	4 vs. Gonzaga (2/17/19)
	Career	Same
Strikeouts	Season	3 vs. Niagara (2/24/19)
	Career	3 - done four times

GAME-BY-GAME STATISTICS

Date	OPPONENT	GS	IP	H	R	ER	BB	SO	2B	3B	HR	WP	BK	HBP	IBB	Score	W	L	SV	ERA
Feb 17	Gonzaga	*	3.1	3	4	4	4	0	2	0	0	3	0	0	0	6-4	0	0	0	10.80
Feb 24	NIAGARA-1	*	6.0	9	3	3	1	3	2	0	0	0	0	0	0	13-3	1	0	0	6.75
Mar 03	SAN JOSE STATE	*	2.2	6	4	4	3	2	1	0	1	1	0	1	2	18-22	1	1	0	8.25
Mar 09	CAL STATE FULLERTON		2.0	0	0	0	0	1	0	0	0	0	0	0	0	18-11	1	1	0	7.07
Mar 10	CAL STATE FULLERTON		2.0	4	2	2	0	1	0	0	1	0	0	0	0	7-13	1	2	0	7.31
Totals		3	16.0	22	13	13	8	7	5	0	2	4	0	1	2	62-53	1	2	0	7.31

COFFEY'S CAREER STATS AT UNM

Year	era	w-l	app	gs	cq	sho	sv	ip	h	r	er	bb	so	2b	3b	hr	bf	bavg	wp	hbp	bk	sfa	sha
2017	7.20	0-0	6	0	0	0/0	0	5.0	9	4	4	2	3	1	0	0	24	.409	0	0	0	0	0
2018	6.67	0-1	22	1	0	0/0	0	27.0	46	23	20	9	25	10	1	2	134	.380	3	1	0	0	3
2019	7.31	1-2	5	3	0	0/0	0	16.0	22	13	13	8	7	5	0	2	76	.338	4	1	0	1	1
TOTAL	6.94	1-3	33	4	0	0/0	0	48.0	77	40	37	19	35	16	1	4	234	.370	7	2	0	1	4



UNIVERSITY OF NEW MEXICO 2019 BASEBALL



PITCHERS

#41

KYLE CONLEY

LHP | 5-9 | 173 | FR | Spring, Texas (Spring HS)



ERA	W-L-S	APP-GS	IP	R	ER	BB	K	OPP. BA
...

Conley's Single-Game Highs

Innings	Season _____
	Career _____
Longest Start	Season _____
	Career _____
Shortest Start	Season _____
	Career _____
Longest Relief	Season _____
	Career _____
Hits	Season _____
	Career _____
Runs	Season _____
	Career _____
Earned Runs	Season _____
	Career _____
Walks	Season _____
	Career _____
Strikeouts	Season _____
	Career _____

GAME-BY-GAME STATISTICS

Date	OPPONENT	GS	IP	H	R	ER	BB	SO	2B	3B	HR	WP	BK	HBP	IBB	Score	W	L	SV	ERA
Totals																				

CONLEY'S CAREER STATS AT UNM



UNIVERSITY OF NEW MEXICO 2019 BASEBALL



PITCHERS

#43

KEVIN CONLEY

RHP | 5-9 | FR | 155 | Spring, Texas (Spring HS)



ERA	W-L-S	APP-GS	IP	R	ER	BB	K	OPP. BA
...

Conley's Single-Game Highs

Innings	Season _____
	Career _____
Longest Start	Season _____
	Career _____
Shortest Start	Season _____
	Career _____
Longest Relief	Season _____
	Career _____
Hits	Season _____
	Career _____
Runs	Season _____
	Career _____
Earned Runs	Season _____
	Career _____
Walks	Season _____
	Career _____
Strikeouts	Season _____
	Career _____

GAME-BY-GAME STATISTICS

Date	OPPONENT	GS	IP	H	R	ER	BB	SO	2B	3B	HR	WP	BK	HBP	IBB	Score	W	L	SV	ERA
Totals																				

CONLEY'S CAREER STATS AT UNM



UNIVERSITY OF NEW MEXICO 2019 BASEBALL



HITTERS

#3

HAYDEN SCHILLING

INF | L/R | 5-11 | 190 | SR | Santee, Calif. (West Hills HS)



AVG.	H-AB	R	2B	3B	HR	RBI	SLG%	OB%
.350	21-60	17	6	2	1	16	.567	.444

Schilling's Single-Game Highs

Hits	Season	3 - done twice
	Career	4 - done five times
Runs	Season	3 - done twice
	Career	4 vs. Fresno St. (3/31/17)
Doubles	Season	2 vs. Minnesota (2/16/19)
	Career	2 - done four times
Triples	Season	1 - done twice
	Career	1 - done four times
Home Runs	Season	1 vs. CSU Fullerton (3/10/19)
	Career	1 - done four times
RBI	Season	5 vs. San Jose St. (3/1/19)
	Career	Same
Walks	Season	2 - done three times
	Career	3 at Air Force (5/11/18)
Stolen Bases	Season	2 vs. San Jose St. (3/3/19)
	Career	Same

GAME-BY-GAME STATISTICS

Date	OPPONENT	GS	AB	R	H	RBI	2B	3B	HR	BB	IBB	SB	CS	HBP	SAC	SF	GDP	K	PO	A	E	Avg	
Feb 15	Oregon State	*	3	1	1	0	0	0	2	0	0	0	0	0	0	0	0	1	1	1	0	.333	
Feb 16	Minnesota	*	5	1	2	1	2	0	0	0	0	0	0	1	0	0	1	0	0	2	0	.375	
Feb 17	Gonzaga	*	4	0	3	1	0	0	0	0	0	0	0	0	0	0	0	0	0	1	0	.500	
Feb 18	Oregon State	*	3	0	0	0	0	0	0	0	0	0	0	0	1	0	0	2	0	0	5	.400	
Feb 23	NIAGARA-1	*	4	1	2	2	0	1	0	0	0	0	0	0	0	0	0	0	0	4	0	.421	
Feb 23	NIAGARA-2	*	4	1	0	0	0	0	0	0	0	0	0	0	0	0	1	1	1	2	0	.348	
Feb 24	NIAGARA-1	*	5	2	1	1	1	0	0	0	0	1	0	0	0	0	0	0	1	2	0	.321	
Feb 24	NIAGARA-2	*	3	1	0	1	0	0	0	1	0	0	0	0	0	1	0	0	2	5	0	.290	
Feb 27	Arizona	*	5	1	2	0	1	0	0	0	0	0	0	0	0	0	0	0	4	2	0	.306	
Mar 01	SAN JOSE STATE	*	4	1	2	5	0	1	0	2	0	1	0	0	0	0	0	1	1	1	5	.325	
Mar 02	SAN JOSE STATE	*	5	0	2	1	1	0	0	0	0	0	1	0	0	0	0	0	2	6	0	.333	
Mar 03	SAN JOSE STATE	*	3	3	2	0	0	0	0	2	0	2	0	1	0	0	0	0	1	2	0	.354	
Mar 08	CAL STATE FULLERTON	*	3	0	0	0	0	0	0	0	0	0	0	0	1	0	0	1	1	3	0	.333	
Mar 09	CAL STATE FULLERTON	*	4	2	1	1	1	0	0	1	0	0	0	1	0	0	0	0	1	2	0	.327	
Mar 10	CAL STATE FULLERTON	*	5	3	3	2	0	0	1	0	0	0	0	0	0	0	0	0	2	2	0	.350	
Totals			15	60	17	21	16	6	2	1	8	0	4	1	3	2	1	2	6	17	44	0	.350

SCHILLING'S CAREER STATS AT UNM

Year	avg	gp-gs	ab	r	h	2b	3b	hr	rbi	tb	slg%	bb	hbp	so	gdp	ob%	sf	sh	sb-att	po	a	e	fld%
2015	.250	26-19	76	13	19	5	0	0	14	24	.316	10	1	13	2	.341	1	1	2-5	37	68	4	.963
2017	.317	48-42	161	35	51	9	1	2	30	68	.422	24	5	25	1	.415	3	6	8-14	76	94	8	.955
2018	.348	49-46	178	33	62	15	1	1	30	82	.461	27	8	19	2	.453	1	3	4-8	27	93	12	.909
2019	.350	15-15	60	17	21	6	2	1	16	34	.567	8	3	6	2	.444	1	2	4-5	17	44	0	1.000
TOTAL	.322	138-122	475	98	153	35	4	4	90	208	.438	69	17	63	7	.422	6	12	18-32	157	299	24	.950



UNIVERSITY OF NEW MEXICO 2019 BASEBALL



HITTERS

#4

REESE O'FARRELL

C | R/R | 6-1 | 200 | JR | Burlington, Ontario (Howard College)



AVG.	H-AB	R	2B	3B	HR	RBI	SLG%	OB%
.222	10-45	6	1	0	0	5	.244	.340

O'Farrell's Single-Game Highs

Hits	Season	2 vs. CSU Fullerton (3/9/19)
	Career	Same
Runs	Season	2 - done twice
	Career	Same
Doubles	Season	1 vs. Niagara (2/24/19)
	Career	
Triples	Season	
	Career	
Home Runs	Season	
	Career	
RBI's	Season	3 vs. San Jose St. (3/1/19)
	Career	Same
Walks	Season	2 - done twice
	Career	Same
Stolen Bases	Season	
	Career	

GAME-BY-GAME STATISTICS

Date	OPPONENT	GS	AB	R	H	RBI	2B	3B	HR	BB	IBB	SB	CS	HBP	SAC	SF	GDP	K	PO	A	E	Avg	
Feb 15	Oregon State	*	4	0	0	0	0	0	0	0	0	0	0	0	0	0	0	0	7	0	0	.000	
Feb 16	Minnesota	*	3	1	0	0	0	0	1	0	0	0	0	0	1	0	0	0	10	0	0	.000	
Feb 17	Gonzaga	*	4	0	1	0	0	0	0	0	0	0	0	0	0	0	0	0	6	1	0	.091	
Feb 18	Oregon State	*	2	0	0	0	0	0	0	0	0	0	0	0	1	0	0	1	4	0	0	.077	
Feb 23	NIAGARA-1	*	4	0	1	0	0	0	0	0	0	0	0	0	0	0	0	0	12	1	1	.118	
Feb 23	NIAGARA-2	*	3	0	1	0	0	0	0	0	0	0	0	0	0	0	0	1	12	0	1	.150	
Feb 24	NIAGARA-1	*	2	2	1	0	1	0	0	2	0	0	0	0	0	0	0	0	2	1	1	.182	
Feb 24	NIAGARA-2	*	0	0	0	0	0	0	1	0	0	0	0	1	0	0	0	0	1	1	0	.182	
Feb 27	Arizona	*	4	0	1	0	0	0	0	0	0	0	0	0	0	0	0	0	6	0	0	.192	
Mar 01	SAN JOSE STATE	*	4	1	1	3	0	0	1	0	0	0	0	0	0	0	0	0	10	0	1	.200	
Mar 02	SAN JOSE STATE	*	4	0	1	1	0	0	0	0	0	0	0	0	0	0	0	0	2	1	0	.206	
Mar 03	SAN JOSE STATE	*	2	0	0	0	0	0	0	0	0	0	0	0	0	0	0	0	3	0	0	.194	
Mar 08	CAL STATE FULLERTON	*	2	0	1	0	0	0	0	0	0	0	0	0	1	0	1	0	8	2	0	.211	
Mar 09	CAL STATE FULLERTON	*	5	2	2	1	0	0	0	0	0	0	0	0	0	0	0	0	4	1	0	.233	
Mar 10	CAL STATE FULLERTON	*	2	0	0	0	0	0	2	0	0	0	0	0	0	0	0	0	8	2	0	.222	
Totals			15	45	6	10	5	1	0	0	7	0	0	0	1	3	0	1	2	95	10	4	.222

O'FARRELL'S CAREER STATS AT UNM

Year	avg	gp-gs	ab	r	h	2b	3b	hr	rbi	tb	slg%	bb	hbp	so	gdp	ob%	sf	sh	sb-att	po	a	e	fld%
2019	.222	15-15	45	6	10	1	0	0	5	11	.244	7	1	2	1	.340	0	3	0-0	95	10	4	.963
TOTAL	.222	15-15	45	6	10	1	0	0	5	11	.244	7	1	2	1	.340	0	3	0-0	95	10	4	.963



UNIVERSITY OF NEW MEXICO 2019 BASEBALL



HITTERS

#5

JUSTIN WATARI

INF | L/R | 5-6 | 158 | JR | Roseville, Calif. (Woodcreek HS)



AVG.	H-AB	R	2B	3B	HR	RBI	SLG%	OB%
.333	17-51	19	1	1	0	3	.392	.470

Watari's Single-Game Highs

Hits	Season	3 vs. Niagara (2/24/19)
	Career	4 - done twice
Runs	Season	3 - done twice
	Career	3 - done eight times
Doubles	Season	1 at Arizona (2/27/19)
	Career	2 vs. UNLV (4/21/18)
Triples	Season	1 vs. San Jose St. (3/3/19)
	Career	1 - done three times
Home Runs	Season	
	Career	1 vs. UC Davis (5/20/18)
RBI's	Season	1 - done three times
	Career	3 at Grand Caynon (4/25/18)
Walks	Season	3 vs. Minnesota (2/16/19)
	Career	3 - done four times
Stolen Bases	Season	1 - done three times
	Career	2 at San Jose St. (4/29/18)

GAME-BY-GAME STATISTICS

Date	OPPONENT	GS	AB	R	H	RBI	2B	3B	HR	BB	IBB	SB	CS	HBP	SAC	SF	GDP	K	PO	A	E	Avg
Feb 15	Oregon State	*	4	0	1	0	0	0	0	0	0	0	0	0	1	0	0	0	0	1	2	.250
Feb 16	Minnesota	*	3	3	2	1	0	0	0	3	0	0	0	0	0	0	0	1	3	3	0	.429
Feb 17	Gonzaga	*	2	1	0	0	0	0	0	1	0	0	0	0	1	0	0	0	2	5	1	.333
Feb 18	Oregon State	*	3	0	0	0	0	0	0	1	0	0	0	0	0	0	0	0	1	2	0	.250
Feb 23	NIAGARA-1	*	5	1	2	0	0	0	0	0	0	0	0	0	0	0	0	0	1	1	0	.294
Feb 23	NIAGARA-2	*	3	1	1	0	0	0	0	1	0	0	0	0	0	0	0	0	1	3	0	.300
Feb 24	NIAGARA-1	*	4	3	3	1	0	0	0	0	0	1	0	0	0	1	0	0	1	3	0	.375
Feb 24	NIAGARA-2	*	5	1	1	0	0	0	0	0	0	0	0	0	0	0	0	0	2	4	0	.345
Feb 27	Arizona	*	5	0	1	1	1	0	0	0	0	0	0	0	0	0	1	1	0	2	0	.324
Mar 01	SAN JOSE STATE	*	4	2	1	0	0	0	2	0	1	0	0	0	0	0	0	3	2	2	0	.316
Mar 02	SAN JOSE STATE	*	3	1	0	0	0	0	2	0	0	0	0	0	0	0	0	0	1	2	0	.293
Mar 03	SAN JOSE STATE	*	4	2	2	0	0	1	0	2	0	1	0	0	0	0	0	0	1	2	0	.311
Mar 08	CAL STATE FULLERTON	*	3	2	1	0	0	0	1	0	0	0	0	0	0	0	0	0	5	4	0	.312
Mar 09	CAL STATE FULLERTON	*	3	2	2	0	0	0	0	1	0	0	0	0	0	0	0	0	0	1	0	.333
Totals			14	51	19	17	3	1	0	14	0	3	0	0	2	1	1	5	20	35	3	.333

WATARI'S CAREER STATS AT UNM

Year	avg	gp-gs	ab	r	h	2b	3b	hr	rbi	tb	slg%	bb	hbp	so	gdp	ob%	sf	sh	sb-alt	po	a	e	fld%
2017	.268	35-26	82	29	22	4	0	0	12	26	.317	32	1	22	1	.474	1	1	1-2	32	79	4	.965
2018	.321	46-44	159	35	51	11	2	1	25	69	.434	33	1	15	5	.438	1	12	6-8	67	123	6	.969
2019	.333	14-14	51	19	17	1	1	0	3	20	.392	14	0	5	1	.470	1	2	3-3	20	35	3	.948
TOTAL	.308	95-84	292	83	90	16	3	1	40	115	.394	79	2	42	7	.455	3	15	10-13	119	237	13	.965



UNIVERSITY OF NEW MEXICO 2019 BASEBALL



HITTERS

#6

BRAYDEN MERRITT

OF | L/R | 5-9 | 175 | SO | Chandler, Ariz. (Hamilton HS)



AVG.	H-AB	R	2B	3B	HR	RBI	SLG%	OB%
.179	5-28	6	0	0	0	1	.179	.294

Merritt's Single-Game Highs

Hits	Season	2 - done twice
	Career	4 vs. UNLV (4/22/18)
Runs	Season	1 - done six times
	Career	3 vs. Nevada (3/3/18)
Doubles	Season	1 - done seven times
	Career	
Triples	Season	
	Career	
Home Runs	Season	1 - done twice
	Career	
RBI's	Season	1 vs. San Jose St. (3/1/19)
	Career	2 - done four times
Walks	Season	1 - done five times
	Career	1 - done 15 times
Stolen Bases	Season	
	Career	1 - done twice

GAME-BY-GAME STATISTICS

Date	OPPONENT	GS	AB	R	H	RBI	2B	3B	HR	BB	IBB	SB	CS	HBP	SAC	SF	GDP	K	PO	A	E	Avg
Feb 15	Oregon State	*	3	1	1	0	0	0	0	1	0	0	0	0	0	0	0	1	2	0	0	.333
Feb 16	Minnesota	*	5	1	0	0	0	0	0	0	0	0	0	0	0	0	0	1	1	0	0	.125
Feb 17	Gonzaga	*	3	1	0	0	0	0	0	1	0	0	0	0	0	0	0	1	1	0	0	.091
Feb 18	Oregon State	*	2	0	0	0	0	0	0	0	0	0	0	0	0	0	0	1	5	0	0	.077
Feb 23	NIAGARA-1	*	2	1	0	0	0	0	0	1	0	0	0	0	0	0	0	0	0	0	0	.067
Feb 23	NIAGARA-2	*	0	0	0	0	0	0	0	0	0	0	0	0	0	0	0	0	0	0	0	.067
Feb 24	NIAGARA-2	*	0	0	0	0	0	0	0	0	0	0	0	0	0	0	0	0	0	0	0	.067
Feb 27	Arizona	*	3	1	2	0	0	0	0	0	0	0	0	0	1	0	0	0	3	0	0	.167
Mar 01	SAN JOSE STATE	*	3	1	2	1	0	0	0	1	0	0	0	0	0	1	0	1	3	0	0	.238
Mar 02	SAN JOSE STATE	*	2	0	0	0	0	0	0	1	0	0	1	0	0	0	0	1	3	0	1	.217
Mar 03	SAN JOSE STATE	*	2	0	0	0	0	0	0	0	0	0	0	0	0	0	0	1	2	0	0	.200
Mar 08	CAL STATE FULLERTON	*	1	0	0	0	0	0	0	0	0	0	0	0	0	0	0	1	2	0	0	.192
Mar 10	CAL STATE FULLERTON	*	2	0	0	0	0	0	0	0	0	0	0	0	0	0	0	0	0	0	0	.179
Totals		9	28	6	5	1	0	0	0	5	0	0	1	0	1	1	0	8	22	0	1	.179

MERRITT'S CAREER STATS AT UNM

Year	avg	gp-gs	ab	r	h	2b	3b	hr	rbi	tb	slg%	bb	hbp	so	gdp	ob%	sf	sh	sb-alt	po	a	e	fld%
2018	.293	48-39	140	23	41	7	0	2	20	54	.386	10	2	23	3	.344	2	3	2-4	96	0	3	.970
2019	.179	13-9	28	6	5	0	0	0	1	5	.179	5	0	8	0	.294	1	1	0-1	22	0	1	.957
TOTAL	.274	61-48	168	29	46	7	0	2	21	59	.351	15	2	31	3	.335	3	4	2-5	118	0	4	.967



UNIVERSITY OF NEW MEXICO 2019 BASEBALL



HITTERS

#7

JEFF DEIMLING

OF | R/R | 6-0 | 195 | RsSR | Albuquerque, N.M. (La Cueva HS)



AVG.	H-AB	R	2B	3B	HR	RBI	SLG%	OB%
.467	14-30	8	1	0	4	17	.900	.528

Deimling's Single-Game Highs

Hits	Season	4 vs. San Jose St. (3/3/19)
	Career	4 - done five times
Runs	Season	3 vs. CSU Fullerton (3/9/19)
	Career	4 vs. UC Davis (5/19/18)
Doubles	Season	1 vs. CSU Fullerton (3/8/19)
	Career	1 - done eight times
Triples	Season	
	Career	1 vs. Central Mich. (2/22/18)
Home Runs	Season	2 vs. San Jose St. (3/3/19)
	Career	Same
RBI's	Season	6 vs. San Jose St. (3/3/19)
	Career	Same
Walks	Season	2 vs. CSU Fullerton (3/9/19)
	Career	2 - done four times
Stolen Bases	Season	
	Career	1 vs. NMSU (5/8/18)

GAME-BY-GAME STATISTICS

Date	OPPONENT	GS	AB	R	H	RBI	2B	3B	HR	BB	IBB	SB	CS	HBP	SAC	SF	GDP	K	PO	A	E	Avg
Feb 15	Oregon State	*	4	0	2	0	0	0	0	0	0	0	0	0	0	0	1	0	0	0	0	.500
Feb 18	Oregon State		1	0	0	0	0	0	0	0	0	0	0	0	0	0	0	0	0	0	0	.400
Feb 23	NIAGARA-1		1	0	0	0	0	0	0	0	0	0	0	0	0	0	0	1	0	0	0	.333
Feb 23	NIAGARA-1	*	2	1	1	0	0	0	1	0	0	0	0	0	0	0	0	0	0	0	0	.375
Feb 24	NIAGARA-2	*	3	1	1	2	0	0	1	0	0	0	0	0	0	0	0	1	0	0	0	.364
Feb 27	Arizona	*	1	0	0	0	0	0	0	0	0	0	0	0	0	0	0	1	0	0	0	.333
Mar 01	SAN JOSE STATE		1	0	0	0	0	0	0	0	0	0	0	0	0	0	0	0	0	0	0	.308
Mar 02	SAN JOSE STATE		1	0	1	0	0	0	0	0	0	0	0	0	0	0	0	0	0	0	0	.357
Mar 03	SAN JOSE STATE	*	5	2	4	6	0	2	0	0	0	0	0	0	0	0	0	1	0	0	0	.474
Mar 08	CAL STATE FULLERTON	*	3	1	2	4	1	0	1	0	0	0	0	1	0	0	0	1	0	0	0	.500
Mar 09	CAL STATE FULLERTON	*	3	3	2	4	0	0	1	2	0	0	0	0	0	1	0	0	0	0	0	.520
Mar 10	CAL STATE FULLERTON	*	5	0	1	1	0	0	0	0	0	0	0	0	0	0	0	1	0	0	0	.467
Totals		8	30	8	14	17	1	0	4	4	0	0	0	1	0	1	1	6	0	0	0	.467

DEIMLING'S CAREER STATS AT UNM

Year	avg	gp-gs	ab	r	h	2b	3b	hr	rbi	tb	slg%	bb	hbp	so	gdp	ob%	sf	sh	sb-alt	po	a	e	fld%
2017	1.000	1-0	1	0	1	0	0	0	1	1	1.000	0	0	0	0	1.000	0	0	0-0	0	0	0	.000
2018	.321	45-30	137	21	44	7	1	2	27	59	.431	13	4	32	4	.396	0	1	1-4	190	11	7	.966
2019	.467	12-8	30	8	14	1	0	4	17	27	.900	4	1	6	1	.528	1	0	0-0	0	0	0	.000
TOTAL	.351	58-38	168	29	59	8	1	6	45	87	.518	17	5	38	5	.424	1	1	1-4	190	11	7	.966



UNIVERSITY OF NEW MEXICO 2019 BASEBALL



HITTERS

#9

EDIBERTO REYES

INF/C | R/R | 5-11 | 178 | FR | McAllen, Texas (Valley View HS)



AVG.	H-AB	R	2B	3B	HR	RBI	SLG%	OB%
.500	4-8	1	0	0	0	3	.500	.556

Reyes' Single-Game Highs

Hits	Season	1 - done four times
	Career	Same
Runs	Season	1 vs. San Jose St. (3/3/19)
	Career	Same
Doubles	Season	
	Career	
Triples	Season	
	Career	
Home Runs	Season	
	Career	
RBI's	Season	1 - done three times
	Career	Same
Walks	Season	1 vs. San Jose St. (3/3/19)
	Career	Same
Stolen Bases	Season	1 vs. Niagara (2/24/19)
	Career	Same

GAME-BY-GAME STATISTICS

Date	OPPONENT	GS	AB	R	H	RBI	2B	3B	HR	BB	IBB	SB	CS	HBP	SAC	SF	GDP	K	PO	A	E	Avg
Feb 24	NIAGARA-2	2	0	1	1	0	0	0	0	0	0	1	0	0	0	0	0	0	4	0	0	.500
Feb 27	Arizona	1	0	1	1	0	0	0	0	0	0	0	0	0	0	0	0	0	0	0	0	.667
Mar 01	SAN JOSE STATE	0	0	0	0	0	0	0	0	0	0	0	0	0	0	0	0	0	1	0	0	.667
Mar 02	SAN JOSE STATE	1	0	0	0	0	0	0	0	0	0	0	0	0	0	0	0	0	0	0	0	.500
Mar 03	SAN JOSE STATE	3	1	1	1	0	0	0	1	0	0	0	0	0	0	0	0	1	5	0	0	.429
Mar 10	CAL STATE FULLERTON	1	0	1	0	0	0	0	0	0	0	0	0	0	0	0	0	0	0	0	0	.500
Totals		0	8	1	4	3	0	0	1	0	1	0	0	0	0	0	0	1	10	0	0	.500

REYES' CAREER STATS AT UNM

Year	avg	gp-gs	ab	r	h	2b	3b	hr	rbi	tb	slg%	bb	hbp	so	gdp	ob%	sf	sh	sb-att	po	a	e	fld%
2019	.500	6-0	8	1	4	0	0	0	3	4	.500	1	0	1	0	.556	0	0	1-1	10	0	0	1.000
TOTAL	.500	6-0	8	1	4	0	0	0	3	4	.500	1	0	1	0	.556	0	0	1-1	10	0	0	1.000



UNIVERSITY OF NEW MEXICO 2019 BASEBALL



HITTERS

#11

CAMERON STEVENSON

INF | R/R | 6-1 | 195 | FR | Roswell, N.M. (Goddard HS)



AVG.	H-AB	R	2B	3B	HR	RBI	SLG%	OB%
...

Stevenson's Single-Game Highs

Hits	Season _____ Career _____
Runs	Season _____ Career _____
Doubles	Season _____ Career _____
Triples	Season _____ Career _____
Home Runs	Season _____ Career _____
RBI	Season _____ Career _____
Walks	Season _____ Career _____
Stolen Bases	Season _____ Career _____

GAME-BY-GAME STATISTICS

Date	OPPONENT	GS	AB	R	H	RBI	2B	3B	HR	BB	IBB	SB	CS	HBP	SAC	SF	GDP	K	PO	A	E	Avg
Totals																						

STEVENSON'S CAREER STATS AT UNM



UNIVERSITY OF NEW MEXICO 2019 BASEBALL



HITTERS

#13

CONNOR MANG

INF | R/R | 5-11 | 200 | RsSO | Los Alamos, N.M. (Los Alamos HS)



AVG.	H-AB	R	2B	3B	HR	RBI	SLG%	OB%
.368	21-57	16	5	2	2	16	.632	.448

Mang's Single-Game Highs

Hits	Season	3 - done three times
	Career	3 - done 11 times
Runs	Season	4 - done twice
	Career	Same
Doubles	Season	2 vs. Niagara (2/24/19)
	Career	Same
Triples	Season	1 - done twice
	Career	1 - done five times
Home Runs	Season	1 - done twice
	Career	1 - done four times
RBI's	Season	5 vs. Niagara (2/24/19)
	Career	Same
Walks	Season	3 vs. San Jose St. (3/1/19)
	Career	Same
Stolen Bases	Season	2 vs. Niagara (2/24/19)
	Career	Same

GAME-BY-GAME STATISTICS

Date	OPPONENT	GS	AB	R	H	RBI	2B	3B	HR	BB	IBB	SB	CS	HBP	SAC	SF	GDP	K	PO	A	E	Avg	
Feb 15	Oregon State	*	4	1	1	0	1	0	0	0	0	0	0	0	0	0	0	2	0	2	0	.250	
Feb 16	Minnesota	*	4	0	0	0	0	0	1	0	0	0	0	0	0	0	0	3	1	1	0	.125	
Feb 17	Gonzaga	*	4	0	3	2	0	1	0	0	0	0	0	0	0	0	0	1	2	0	0	.333	
Feb 18	Oregon State	*	4	0	3	0	1	0	0	0	0	0	0	0	0	0	0	1	0	1	0	.438	
Feb 23	NIAGARA-1	*	4	0	0	0	0	0	0	0	0	0	0	0	0	0	0	0	2	2	1	.350	
Feb 23	NIAGARA-2	*	3	0	1	2	0	0	0	0	0	0	0	0	0	1	0	1	0	2	1	.348	
Feb 24	NIAGARA-1	*	4	1	3	5	2	0	1	0	0	0	0	0	0	0	0	1	0	2	0	.407	
Feb 24	NIAGARA-2	*	4	1	2	0	0	0	0	0	0	2	0	0	0	0	0	1	0	2	0	.419	
Feb 27	Arizona	*	4	0	0	0	0	0	0	0	0	0	0	1	0	0	0	1	1	2	0	.371	
Mar 01	SAN JOSE STATE	*	2	3	1	0	0	0	3	0	1	0	0	0	0	0	0	1	1	0	1	.378	
Mar 02	SAN JOSE STATE	*	3	0	1	2	0	0	0	0	0	0	0	0	1	0	0	0	0	5	1	.375	
Mar 03	SAN JOSE STATE	*	4	4	2	0	1	0	0	2	0	0	0	0	0	0	0	0	5	0	0	.386	
Mar 08	CAL STATE FULLERTON	*	4	1	1	0	0	0	0	0	0	1	0	0	0	0	0	1	8	1	0	.375	
Mar 09	CAL STATE FULLERTON	*	4	4	2	3	0	0	1	2	0	1	0	0	0	0	0	0	4	2	0	.385	
Mar 10	CAL STATE FULLERTON	*	5	1	1	2	0	1	0	0	0	0	0	0	0	0	0	2	1	4	0	.368	
Totals			15	57	16	21	16	5	2	2	8	0	5	0	1	1	1	0	15	25	26	4	.368

MANG'S CAREER STATS AT UNM

Year	avg	gp-gs	ab	r	h	2b	3b	hr	rbi	tb	slg%	bb	hbp	so	gdp	ob%	sf	sh	sb-alt	po	a	e	fld%
2017	.000	3-0	2	2	0	0	0	0	0	0	.000	1	0	0	0	.333	0	0	0-0	0	0	0	.000
2018	.326	48-48	172	35	56	10	3	2	27	78	.453	24	5	31	4	.421	1	2	2-3	245	47	4	.986
2019	.368	15-15	57	16	21	5	2	2	16	36	.632	8	1	15	0	.448	1	1	5-5	25	26	4	.927
TOTAL	.333	66-63	231	53	77	15	5	4	43	114	.494	33	6	46	4	.426	2	3	7-8	270	73	8	.977



UNIVERSITY OF NEW MEXICO 2019 BASEBALL



HITTERS

#14

DEREK MARSHALL JR.

INF/OF | R/R | 6-1 | 233 | RsSO | Los Angeles, Calif. (Loyola HS)



AVG.	H-AB	R	2B	3B	HR	RBI	SLG%	OB%
.178	8-45	5	3	0	1	4	.311	.275

Marshall Jr.'s Single-Game Highs

Hits	Season 2 - done twice
Career	3 at Air Force (5/11/18)
Runs	Season 2 vs. San Jose St. (3/1/19)
Career	2 - done three times
Doubles	Season 2 vs. Oregon State (2/18/19)
Career	2 - done twice
Triples	Season
Career	1 at Air Force (5/13/18)
Home Runs	Season 1 vs. Gonzaga (2/17/19)
Career	1 - done four times
RBI's	Season 2 - done twice
Career	3 vs. UC Davis (5/19/18)
Walks	Season 1 - done five times
Career	1 - done 12 times
Stolen Bases	Season
Career	1 vs. Columbia (3/16/18)

GAME-BY-GAME STATISTICS

Date	OPPONENT	GS	AB	R	H	RBI	2B	3B	HR	BB	IBB	SB	CS	HBP	SAC	SF	GDP	K	PO	A	E	Avg
Feb 15	Oregon State	*	3	1	1	0	0	0	0	1	0	0	0	0	0	0	0	1	7	2	0	.333
Feb 16	Minnesota	*	6	1	0	0	0	0	0	0	0	0	0	0	0	0	1	1	9	0	0	.111
Feb 17	Gonzaga	*	4	1	1	2	0	0	1	0	0	0	0	0	0	0	0	2	8	2	0	.154
Feb 18	Oregon State	*	3	0	2	0	2	0	0	0	0	0	0	0	0	0	0	1	7	1	1	.250
Feb 23	NIAGARA-1	*	4	0	2	0	0	0	0	0	0	0	0	0	0	0	1	1	9	0	0	.300
Feb 23	NIAGARA-2	*	3	0	0	0	0	0	1	0	0	0	0	0	0	0	0	2	7	0	1	.261
Feb 24	NIAGARA-1	*	3	0	0	0	0	0	0	1	0	0	0	0	0	0	0	1	9	1	0	.231
Feb 24	NIAGARA-2	*	4	0	1	0	0	0	0	0	0	0	0	0	0	0	0	0	9	0	0	.233
Feb 27	Arizona	*	3	0	0	0	0	0	0	1	0	0	0	0	0	0	0	2	4	1	0	.212
Mar 01	SAN JOSE STATE	*	4	2	1	2	1	0	0	0	0	0	0	1	0	0	0	1	6	0	0	.216
Mar 02	SAN JOSE STATE	*	2	0	0	0	0	0	0	1	0	0	0	0	0	0	0	0	13	0	0	.205
Mar 09	CAL STATE FULLERTON	*	2	0	0	0	0	0	0	0	0	0	0	0	0	0	0	1	8	0	0	.195
Mar 10	CAL STATE FULLERTON	*	4	0	0	0	0	0	0	0	0	0	0	0	0	0	0	1	9	1	0	.178
Totals		12	45	5	8	4	3	0	1	5	0	0	0	1	0	0	2	14	105	8	2	.178

MARSHALL JR'S CAREER STATS AT UNM

Year	avg	gp-gs	ab	r	h	2b	3b	hr	rbi	tb	slg%	bb	hbp	so	gdp	ob%	sf	sh	sb-alt	po	a	e	fld%
2018	.245	38-24	106	13	26	8	1	3	19	45	.425	7	3	29	5	.305	2	0	1-2	65	0	3	.956
2019	.178	13-12	45	5	8	3	0	1	4	14	.311	5	1	14	2	.275	0	0	0-0	105	8	2	.983
TOTAL	.225	51-36	151	18	34	11	1	4	23	59	.391	12	4	43	7	.296	2	0	1-2	170	8	5	.973



UNIVERSITY OF NEW MEXICO 2019 BASEBALL



HITTERS

#15

JARED MANG

OF | R/R | 5-9 | 200 | SR | Los Alamos, N.M. (Los Alamos HS)



AVG.	H-AB	R	2B	3B	HR	RBI	SLG%	OB%
.410	25-61	22	9	3	1	24	.705	.500

Mang's Single-Game Highs

Hits	Season	4 vs. Minnesota (2/16/19)
	Career	5 - done twice
Runs	Season	4 vs. Niagara
	Career	4 - done seven times
Doubles	Season	2 - done three times
	Career	2 - done six times
Triples	Season	1 - done three times
	Career	1 - done seven times
Home Runs	Season	1 vs. Oregon State (2/15/19)
	Career	2 at San Diego St. (4/30/17)
RBI's	Season	4 vs. Minnesota (2/16/19)
	Career	6 - done twice
Walks	Season	3 vs. Niagara (2/24/19)
	Career	Same
Stolen Bases	Season	1 - done three times
	Career	1 - done 12 times

GAME-BY-GAME STATISTICS

Date	OPPONENT	GS	AB	R	H	RBI	2B	3B	HR	BB	IBB	SB	CS	HBP	SAC	SF	GDP	K	PO	A	E	Avg	
Feb 15	Oregon State	*	4	1	1	2	0	0	1	1	1	0	0	0	0	0	1	0	1	0	0	.250	
Feb 16	Minnesota	*	5	2	4	4	2	0	0	1	0	0	0	0	0	0	0	1	1	0	0	.556	
Feb 17	Gonzaga	*	2	2	1	1	0	0	0	1	1	0	0	0	0	1	0	0	3	0	0	.545	
Feb 18	Oregon State	*	3	0	0	0	0	0	0	1	0	0	0	0	0	0	0	0	2	0	0	.429	
Feb 23	NIAGARA-1	*	3	0	2	1	1	0	0	0	0	0	0	1	0	0	0	0	1	0	0	.471	
Feb 23	NIAGARA-2	*	4	1	1	2	1	0	0	0	0	0	0	0	0	0	0	1	2	0	0	.429	
Feb 24	NIAGARA-1	*	2	4	1	3	0	1	0	3	0	1	0	0	0	0	0	0	3	0	0	.435	
Feb 24	NIAGARA-2	*	4	1	1	1	1	0	0	1	0	0	1	0	0	0	0	1	6	0	0	.407	
Feb 27	Arizona	*	4	0	2	2	0	0	0	1	0	0	0	0	0	0	0	0	4	0	0	.419	
Mar 01	SAN JOSE STATE	*	5	1	1	0	0	0	0	1	0	1	0	0	0	0	0	1	3	0	0	.389	
Mar 02	SAN JOSE STATE	*	4	2	1	0	0	0	0	1	0	1	0	0	0	0	0	0	4	0	0	.375	
Mar 03	SAN JOSE STATE	*	6	2	2	1	2	0	0	0	0	0	0	0	0	0	0	0	3	0	0	.370	
Mar 08	CAL STATE FULLERTON	*	4	2	2	2	0	1	0	0	0	0	0	0	0	0	0	0	1	0	0	.380	
Mar 09	CAL STATE FULLERTON	*	6	3	3	3	2	0	0	0	0	0	0	0	0	0	0	0	1	0	0	.393	
Mar 10	CAL STATE FULLERTON	*	5	1	3	2	0	1	0	0	0	0	0	0	0	0	0	1	1	1	0	.410	
Totals			15	61	22	25	24	9	3	1	11	2	3	1	1	0	1	1	5	36	1	0	.410

MANG'S CAREER STATS AT UNM

Year	avg	gp-gs	ab	r	h	2b	3b	hr	rbi	tb	slq%	bb	hbp	so	gdp	ob%	sf	sh	sb-att	po	a	e	fld%
2017	.373	57-57	241	63	90	17	2	9	62	138	.573	20	6	27	3	.433	1	3	4-6	114	4	1	.992
2018	.284	29-29	102	27	29	3	0	8	29	56	.549	19	9	20	2	.438	0	1	2-3	49	5	2	.964
2019	.410	15-15	61	22	25	9	3	1	24	43	.705	11	1	5	1	.500	1	0	3-4	36	1	0	1.000
TOTAL	.356	101-101	404	112	144	29	5	18	115	237	.587	50	16	52	6	.445	2	4	9-13	199	10	3	.986



UNIVERSITY OF NEW MEXICO 2019 BASEBALL



HITTERS

#16

TANNER BAKER

OF | L/R | 6-1 | 199 | JR | Phoenix, Ariz. (South Mountain CC)



AVG.	H-AB	R	2B	3B	HR	RBI	SLG%	OB%
.310	18-58	7	2	0	0	8	.345	.317

Baker's Single-Game Highs

Hits	Season	4 vs. Minnesota (2/16/19)
	Career	Same
Runs	Season	2 vs. San Jose St. (3/2/19)
	Career	Same
Doubles	Season	1 - done twice
	Career	Same
Triples	Season	
	Career	
Home Runs	Season	
	Career	
RBI's	Season	3 vs. San Jose St. (3/3/19)
	Career	Same
Walks	Season	1 vs. CSU Fullerton (3/8/19)
	Career	Same
Stolen Bases	Season	1 vs. CSU Fullerton (3/10/19)
	Career	Same

GAME-BY-GAME STATISTICS

Date	OPPONENT	GS	AB	R	H	RBI	2B	3B	HR	BB	IBB	SB	CS	HBP	SAC	SF	GDP	K	PO	A	E	Avg
Feb 16	Minnesota	*	5	1	4	2	1	0	0	0	0	0	0	0	0	0	0	1	1	0	0	.800
Feb 17	Gonzaga	*	4	0	1	0	0	0	0	0	0	0	0	0	0	0	0	1	3	0	0	.556
Feb 18	Oregon State	*	4	0	1	0	0	0	0	0	0	0	0	0	0	0	0	2	2	0	0	.462
Feb 23	NIAGARA-1	*	4	0	0	0	0	0	0	0	0	0	0	0	0	0	1	1	2	0	0	.353
Feb 23	NIAGARA-2	*	4	1	1	0	1	0	0	0	0	0	0	0	0	0	0	1	3	0	0	.333
Feb 24	NIAGARA-1	*	4	0	1	0	0	0	0	0	0	0	0	0	0	0	0	0	2	0	0	.320
Feb 24	NIAGARA-2	*	3	1	0	1	0	0	0	0	0	0	0	0	0	1	0	0	1	0	0	.286
Feb 27	Arizona	*	1	0	1	0	0	0	0	0	0	0	0	0	0	0	0	0	0	0	0	.310
Mar 01	SAN JOSE STATE	*	4	0	0	0	0	0	0	0	0	0	0	0	0	0	0	2	0	0	0	.273
Mar 02	SAN JOSE STATE	*	5	2	2	1	0	0	0	0	0	0	0	0	0	0	0	0	0	0	0	.289
Mar 03	SAN JOSE STATE	*	6	1	1	3	0	0	0	0	0	0	0	0	0	0	0	1	6	0	0	.273
Mar 08	CAL STATE FULLERTON	*	3	0	1	0	0	0	0	1	0	0	0	0	0	0	0	0	0	0	0	.277
Mar 09	CAL STATE FULLERTON	*	6	1	2	1	0	0	0	0	0	0	0	0	0	0	0	0	5	0	0	.283
Mar 10	CAL STATE FULLERTON	*	5	0	3	0	0	0	0	0	0	1	0	0	0	0	0	0	0	0	0	.310
Totals		13	58	7	18	8	2	0	0	1	0	1	0	0	0	1	1	9	25	0	0	.310

BAKER'S CAREER STATS AT UNM

Year	avg	gp-gs	ab	r	h	2b	3b	hr	rbi	tb	slg%	bb	hbp	so	gdp	ob%	sf	sh	sb-att	po	a	e	fld%
2019	.310	14-13	58	7	18	2	0	0	8	20	.345	1	0	9	1	.317	1	0	1-1	25	0	0	1.000
TOTAL	.310	14-13	58	7	18	2	0	0	8	20	.345	1	0	9	1	.317	1	0	1-1	25	0	0	1.000



UNIVERSITY OF NEW MEXICO 2019 BASEBALL



HITTERS

#20

JOSEPH HAGOPIAN

INF | L/R | 5-11 | 170 | FR | West Sacramento, Calif. (Jesuit HS)



AVG.	H-AB	R	2B	3B	HR	RBI	SLG%	OB%
...

Hagopian's Single-Game Highs

Hits	Season _____ Career _____
Runs	Season _____ Career _____
Doubles	Season _____ Career _____
Triples	Season _____ Career _____
Home Runs	Season _____ Career _____
RBI's	Season _____ Career _____
Walks	Season _____ Career _____
Stolen Bases	Season _____ Career _____

GAME-BY-GAME STATISTICS

Date	OPPONENT	GS	AB	R	H	RBI	2B	3B	HR	BB	IBB	SB	CS	HBP	SAC	SF	GDP	K	PO	A	E	Avg
Totals																						

HAGOPIAN'S CAREER STATS AT UNM



UNIVERSITY OF NEW MEXICO 2019 BASEBALL



HITTERS

#24

ADAM ADKINS

OF | R/R | 6-3 | 202 | SR | Denver, Colo. (West Texas A&M)



AVG.	H-AB	R	2B	3B	HR	RBI	SLG%	OB%
.158	3-19	4	1	0	0	2	.211	.304

Adkins' Single-Game Highs

Hits	Season	2 vs. CSU Fullerton (3/9/19)
	Career	Same
Runs	Season	1 - done four times
	Career	Same
Doubles	Season	1 vs. CSU Fullerton (3/9/19)
	Career	Same
Triples	Season	
	Career	
Home Runs	Season	
	Career	
RBI's	Season	2 vs. CSU Fullerton (3/9/19)
	Career	Same
Walks	Season	2 vs. Niagara (2/24/19)
	Career	Same
Stolen Bases	Season	
	Career	

GAME-BY-GAME STATISTICS

Date	OPPONENT	GS	AB	R	H	RBI	2B	3B	HR	BB	IBB	SB	CS	HBP	SAC	SF	GDP	K	PO	A	E	Avg
Feb 24	NIAGARA-1	*	4	1	1	0	0	0	0	0	0	0	0	0	0	0	0	1	2	0	0	.250
Feb 24	NIAGARA-2	*	2	0	0	0	0	0	2	0	0	0	0	0	0	0	0	1	2	0	0	.167
Feb 27	Arizona	*	2	1	0	0	0	0	0	1	0	0	0	0	0	0	0	1	3	0	0	.125
Mar 01	SAN JOSE STATE		0	1	0	0	0	0	1	0	0	0	0	0	0	0	0	0	0	0	0	.125
Mar 02	SAN JOSE STATE		0	0	0	0	0	0	0	0	0	0	0	0	0	0	0	0	0	0	0	.125
Mar 03	SAN JOSE STATE		2	0	0	0	0	0	0	0	0	0	0	0	0	0	0	1	0	0	0	.100
Mar 08	CAL STATE FULLERTON	*	2	0	0	0	0	0	0	0	0	0	0	0	0	0	0	2	2	0	0	.083
Mar 09	CAL STATE FULLERTON	*	5	1	2	2	1	0	0	0	0	0	0	0	0	0	0	1	1	0	0	.176
Mar 10	CAL STATE FULLERTON	*	2	0	0	0	0	0	0	0	0	0	0	0	0	0	0	2	1	0	0	.158
Totals			6	19	4	3	2	1	0	0	4	0	0	0	0	0	0	9	11	0	0	.158

ADKINS' CAREER STATS AT UNM

Year	avg	gp-gs	ab	r	h	2b	3b	hr	rbi	tb	slg%	bb	hbp	so	gdp	ob%	sf	sh	sb-att	po	a	e	fld%
2019	.158	9-6	19	4	3	1	0	0	2	4	.211	4	0	9	0	.304	0	0	0-0	11	0	0	1.000
TOTAL	.158	9-6	19	4	3	1	0	0	2	4	.211	4	0	9	0	.304	0	0	0-0	11	0	0	1.000



UNIVERSITY OF NEW MEXICO 2019 BASEBALL



HITTERS

#26

NICK ATKINS

INF | R/R | 5-8 | 152 | SO | Venice, Calif. (Venice HS)



AVG.	H-AB	R	2B	3B	HR	RBI	SLG%	OB%
...

Atkins' Single-Game Highs

Hits	Season	_____
	Career	2 - done twice
Runs	Season	_____
	Career	3 at Grand Canyon (4/25/18)
Doubles	Season	_____
	Career	_____
Triples	Season	_____
	Career	_____
Home Runs	Season	_____
	Career	_____
RBI	Season	_____
	Career	_____
Walks	Season	_____
	Career	1 vs. Columbia (3/16/18)
Stolen Bases	Season	_____
	Career	1 at Grand Canyon (4/25/18)

GAME-BY-GAME STATISTICS

Date	OPPONENT	GS	AB	R	H	RBI	2B	3B	HR	BB	IBB	SB	CS	HBP	SAC	SF	GDP	K	PO	A	E	Avg
Totals																						

ATKINS' CAREER STATS AT UNM

Year	avg	gp-gs	ab	r	h	2b	3b	hr	rbi	tb	slg%	bb	hbp	so	gdp	ob%	sf	sh	sb-att	po	a	e	fld%
2018	.186	22-13	43	7	8	0	0	0	0	8	.186	1	1	9	1	.222	0	1	1-1	21	33	4	.931
TOTAL	.186	22-13	43	7	8	0	0	0	0	8	.186	1	1	9	1	.222	0	1	1-1	21	33	4	.931



UNIVERSITY OF NEW MEXICO 2019 BASEBALL



HITTERS

#27

TYLER KELLY

INF | R/R | 5-9 | 170 | FR | Cottonwood, Ariz. (Mingus HS)



AVG.	H-AB	R	2B	3B	HR	RBI	SLG%	OB%
.345	19-55	11	4	0	0	11	.418	.410

Kelly's Single-Game Highs

Hits	Season	3 - done four times
	Career	Same
Runs	Season	2 - done four times
	Career	Same
Doubles	Season	1 - done four times
	Career	Same
Triples	Season	
	Career	
Home Runs	Season	
	Career	
RBI's	Season	3 vs. CSU Fullerton (3/9/19)
	Career	Same
Walks	Season	1 - done four times
	Career	Same
Stolen Bases	Season	1 - done twice
	Career	Same

GAME-BY-GAME STATISTICS

Date	OPPONENT	GS	AB	R	H	RBI	2B	3B	HR	BB	IBB	SB	CS	HBP	SAC	SF	GDP	K	PO	A	E	Avg
Feb 15	Oregon State	*	4	0	1	2	0	0	0	0	0	0	0	0	0	0	0	1	4	0	0	.250
Feb 16	Minnesota	*	4	1	3	1	0	0	0	0	0	0	1	1	0	0	0	0	0	0	0	.500
Feb 17	Gonzaga	*	4	1	1	0	0	0	0	0	0	0	0	0	0	0	1	0	0	0	0	.417
Feb 18	Oregon State	*	4	0	0	0	0	0	0	0	0	0	0	0	0	0	0	1	0	0	0	.312
Feb 23	NIAGARA-1	*	4	0	1	0	0	0	0	0	0	0	0	0	0	0	0	0	0	0	0	.300
Feb 23	NIAGARA-2	*	3	0	0	0	0	0	0	1	0	1	0	0	0	0	0	1	1	0	0	.261
Feb 24	NIAGARA-1	*	4	0	1	2	0	0	0	0	0	1	0	0	0	0	0	0	0	0	0	.259
Feb 27	Arizona	*	2	1	1	0	1	0	0	0	0	0	0	0	0	0	0	1	0	0	0	.276
Mar 01	SAN JOSE STATE	*	3	2	1	1	1	0	0	1	0	0	0	0	0	0	0	1	0	0	0	.281
Mar 02	SAN JOSE STATE	*	4	2	1	0	1	0	0	1	0	0	0	0	0	0	0	0	0	0	0	.278
Mar 03	SAN JOSE STATE	*	6	2	3	2	0	0	0	0	0	0	0	0	0	0	0	0	0	1	0	.310
Mar 08	CAL STATE FULLERTON	*	4	0	0	0	0	0	0	0	0	0	0	0	0	0	1	0	0	3	1	.283
Mar 09	CAL STATE FULLERTON	*	4	0	3	3	0	0	0	1	0	0	0	1	0	0	0	0	2	5	0	.320
Mar 10	CAL STATE FULLERTON	*	5	2	3	0	1	0	0	0	0	0	0	0	0	0	0	0	4	4	0	.345
Totals		13	55	11	19	11	4	0	0	4	0	2	1	2	0	0	2	5	11	13	1	.345

KELLY'S CAREER STATS AT UNM

Year	avg	gp-gs	ab	r	h	2b	3b	hr	rbi	tb	slg%	bb	hbp	so	gdp	ob%	sf	sh	sb-alt	po	a	e	fld%
2019	.345	14-13	55	11	19	4	0	0	11	23	.418	4	2	5	2	.410	0	0	2-3	11	13	1	.960
TOTAL	.345	14-13	55	11	19	4	0	0	11	23	.418	4	2	5	2	.410	0	0	2-3	11	13	1	.960



UNIVERSITY OF NEW MEXICO 2019 BASEBALL



HITTERS

#31

ZACK DOAK

INF | R/R | 6-0 | 195 | FR | Tulsa, Okla. (Tulsa Union HS)



AVG.	H-AB	R	2B	3B	HR	RBI	SLG%	OB%
.500	1-2	1	1	2	2.000	.500

Doak's Single-Game Highs

Hits	Season	1 vs. San Jose St. (3/3/19)
	Career	Same
Runs	Season	1 vs. San Jose St. (3/3/19)
	Career	
Doubles	Season	
	Career	
Triples	Season	
	Career	
Home Runs	Season	1 vs. San Jose St. (3/3/19)
	Career	Same
RBI's	Season	2 vs. San Jose St. (3/3/19)
	Career	Same
Walks	Season	
	Career	
Stolen Bases	Season	
	Career	

GAME-BY-GAME STATISTICS

Date	OPPONENT	GS	AB	R	H	RBI	2B	3B	HR	BB	IBB	SB	CS	HBP	SAC	SF	GDP	K	PO	A	E	Avg
Mar.02	SAN JOSE STATE	0	0	0	0	0	0	0	0	0	0	0	0	0	0	0	0	0	2	0	0	.000
Mar.03	SAN JOSE STATE	1	1	1	2	0	0	1	0	0	0	0	0	0	0	0	0	0	1	0	0	1.000
Mar.10	CAL STATE FULLERTON	1	0	0	0	0	0	0	0	0	0	0	0	0	0	0	0	1	0	0	0	.500
Totals		0	2	1	1	2	0	0	1	0	0	0	0	0	0	0	0	1	3	0	0	.500

DOAK'S CAREER STATS AT UNM

Year	avg	gp-gs	ab	r	h	2b	3b	hr	rbi	tb	slg%	bb	hbp	so	gdp	ob%	sf	sh	sb-alt	po	a	e	fld%
2019	.500	3-0	2	1	1	0	0	1	2	4	2.000	0	0	1	0	.500	0	0	0-0	3	0	0	1.000
TOTAL	.500	3-0	2	1	1	0	0	1	2	4	2.000	0	0	1	0	.500	0	0	0-0	3	0	0	1.000



UNIVERSITY OF NEW MEXICO 2019 BASEBALL



HITTERS

#34

DANIEL DURAZO

OF | L/R | 5-11 | 190 | FR | Nogales, Ariz. (Salpointe Catholic HS)



AVG.	H-AB	R	2B	3B	HR	RBI	SLG%	OB%
...

Durazo's Single-Game Highs

Hits	Season _____ Career _____
Runs	Season _____ Career _____
Doubles	Season _____ Career _____
Triples	Season _____ Career _____
Home Runs	Season _____ Career _____
RBI's	Season _____ Career _____
Walks	Season _____ Career _____
Stolen Bases	Season _____ Career _____

GAME-BY-GAME STATISTICS

Date	OPPONENT	GS	AB	R	H	RBI	2B	3B	HR	BB	IBB	SB	CS	HBP	SAC	SF	GDP	K	PO	A	E	Avg
Totals																						

DURAZO'S CAREER STATS AT UNM



UNIVERSITY OF NEW MEXICO 2019 BASEBALL



HITTERS

#35

MICAH PIETILA-WIGGS

UTL | R/R | 5-9 | 166 | FR | Chula Vista, Calif. (Eastlake HS)



AVG.	H-AB	R	2B	3B	HR	RBI	SLG%	OB%
...	...	2

Pietila-Wiggs' Single-Game Highs

Hits	Season _____ Career _____
Runs	Season 1 - done twice Career Same
Doubles	Season _____ Career _____
Triples	Season _____ Career _____
Home Runs	Season _____ Career _____
RBI's	Season _____ Career _____
Walks	Season _____ Career _____
Stolen Bases	Season _____ Career _____

GAME-BY-GAME STATISTICS

Date	OPPONENT	GS	AB	R	H	RBI	2B	3B	HR	BB	IBB	SB	CS	HBP	SAC	SF	GDP	K	PO	A	E	Avg
Feb 18	Oregon State	0	0	0	0	0	0	0	0	0	0	0	0	0	0	0	0	0	1	0	0	.000
Feb 24	NIAGARA-2	0	1	0	0	0	0	0	0	0	0	0	0	0	0	0	0	0	0	0	0	.000
Feb 27	Arizona	0	1	0	0	0	0	0	0	0	0	0	0	0	0	0	0	0	0	0	0	.000
Mar 02	SAN JOSE STATE	0	0	0	0	0	0	0	0	0	0	0	0	0	0	0	0	0	0	0	0	.000
Mar 03	SAN JOSE STATE	1	0	0	0	0	0	0	0	0	0	0	0	0	0	0	0	0	0	0	0	.000
Totals		0	1	2	0	0	0	0	0	0	0	0	0	0	0	0	0	0	1	0	0	.000

PIETILA-WIGGS' CAREER STATS AT UNM

Year	avg	gp-gs	ab	r	h	2b	3b	hr	rbi	tb	slg%	bb	hbp	so	gdp	ob%	sf	sh	sb-att	po	a	e	fld%
2019	.000	5-0	1	2	0	0	0	0	0	0	.000	0	0	0	0	.000	0	0	0-0	1	0	0	1.000
TOTAL	.000	5-0	1	2	0	0	0	0	0	0	.000	0	0	0	0	.000	0	0	0-0	1	0	0	1.000



UNIVERSITY OF NEW MEXICO 2019 BASEBALL



GAME-BY-GAME LINE SCORES

GAME #1

Feb 15, 2019 at Surprise, Ariz.

Score by Innings	1	2	3	4	5	6	7	8	9	R	H	E	
New Mexico	0	1	0	0	0	3	0	0	1	-	5	9	3
Oregon State	0	0	0	0	0	0	3	0	3	-	6	6	0

WP-Eisert, Brandon (1-0) LP-EMOND, Malachi (0-1) T-3:15 A-1947
HR NM - MANG, Jared

GAME #2

Feb 16, 2019 at Surprise, AZ

Score by Innings	1	2	3	4	5	6	7	8	9	R	H	E	
New Mexico	1	0	2	2	0	0	1	1	4	-	11	15	0
Minnesota	0	0	0	1	0	0	0	0	0	-	1	4	4

WP-GARLEY, Nathaniel (1-0) LP-Fredrickson, Patrick (0-1) T-3:26 A-487

GAME #3

Feb 17, 2019 at Surprise, Ariz.

Score by Innings	1	2	3	4	5	6	7	8	9	R	H	E	
Gonzaga	1	1	0	2	0	0	0	0	0	-	4	6	0
New Mexico	2	0	2	1	0	1	0	X	-	6	11	1	

WP-WALLER, Kenneth (1-0) Save-EMOND, Malachi(1) LP-LARDNER, M. (0-1) T-3:05 A-466
HR NM - MARSHALL JR, Derek (1)

GAME #4

Feb 18, 2019 at Surprise, Ariz.

Score by Innings	1	2	3	4	5	6	7	8	9	R	H	E	
New Mexico	0	0	0	0	0	0	0	0	0	-	0	6	2
Oregon State	1	1	0	1	0	1	0	1	X	-	5	9	0

WP-Eisert, Brandon (2-0) LP-GILLESPIE, Drew (0-1) T-3:00 A-1624
HR OSU - Jones, Preston (1)

GAME #5

Feb 23, 2019 at Albuquerque, N.M.

Score by Innings	1	2	3	4	5	6	7	8	9	R	H	E	
Niagara	0	0	0	1	0	0	0	4	0	-	5	6	1
New Mexico	1	0	0	2	0	0	0	0	0	-	3	10	2

WP-Howard (1-1) LP-SMITH, Chad (0-1) T-2:35 A-452

GAME #6

Feb 23, 2019 at Albuquerque, N.M.

Score by Innings	1	2	3	4	5	6	7	8	9	R	H	E	
Niagara	0	0	0	0	0	0	0	3	0	-	3	9	2
New Mexico	3	0	0	1	0	0	1	X	-	5	6	3	

WP-GARLEY, Nathaniel (2-0) Save-SCHILLING, Hayden(1) LP-Brash (0-1) T-2:40

GAME #7

Feb 24, 2019 at Albuquerque, N.M.

Score by Innings	1	2	3	4	5	6	7	8	9	R	H	E
Niagara	2	0	0	1	0	0	0	0	-	3	11	2
New Mexico	3	3	3	0	0	0	4	-	13	12	1	

WP-COFFEY, Brian (1-0) LP-Erwin (0-2) T-2:37 A-0
HR NM - MANG, Connor (1)

GAME #8

Feb 24, 2019 at Albuquerque, N.M.

Score by Innings	1	2	3	4	5	6	7	8	9	R	H	E	
Niagara	0	0	0	0	0	0	1	2	1	-	4	6	5
New Mexico	0	0	2	1	3	0	0	1	X	-	7	7	0

WP-LIVELY, Tristin (1-0) Save-EMOND, Malachi(2) LP-Parranto (0-2) T-3:05 A-522

GAME #9

Feb 27, 2019 at Tucson, Ariz.

Score by Innings	1	2	3	4	5	6	7	8	9	R	H	E	
New Mexico	0	0	1	0	0	1	0	0	3	-	5	11	0
Arizona	0	0	0	0	1	3	0	0	0	-	4	6	0

WP-WHITE, Jack (1-0) Save-EMOND, Malachi(3) LP-Nardi, A. (1-2) T-3:24 A-1924

GAME #10

Mar 01, 2019 at Albuquerque, N.M.

Score by Innings	1	2	3	4	5	6	7	8	9	R	H	E	
San Jose State	0	0	0	0	1	0	1	0	-	2	8	1	
New Mexico	0	2	7	0	0	0	2	3	X	-	14	10	2

WP-SLATEN, Justin (2-0) LP-MITCHEL, Andrew (0-2) T-3:30 A-462

GAME #11

Mar 02, 2019 at Albuquerque, N.M.

Score by Innings	1	2	3	4	5	6	7	8	9	R	H	E	
San Jose State	1	3	0	0	0	0	1	1	0	-	6	15	3
New Mexico	0	1	0	0	3	1	0	0	2	-	7	9	2

WP-EMOND, Malachi (1-1) LP-BONTA-SMITH, Finesas(1-1) T-3:12 A-522

GAME #12

Mar 03, 2019 at Albuquerque, N.M.

Score by Innings	1	2	3	4	5	6	7	8	9	R	H	E	
San Jose State	0	0	5	8	0	1	1	3	4	-	22	24	2
New Mexico	1	2	1	0	0	0	8	2	4	-	18	18	1

WP-CLARK, Jonathan (1-0) Save-BONTA-SMITH, Finesas(2) LP-COFFEY, Brian (1-1) T- A-504 A-504
HR SJ - STRAHM, Kellen (1), SHIMASHITA, James (1), VIOLA, Troy (1)
HR NM - DEIMLING, Jeff (2), DOAK, Zack (1)

GAME #13

Mar 08, 2019 at Albuquerque, N.M.

Score by Innings	1	2	3	4	5	6	7	8	9	R	H	E	
Cal State Fullerton	0	0	0	0	2	2	0	0	-	4	8	1	
New Mexico	1	0	0	3	2	0	0	0	X	-	6	8	2

WP-SLATEN, Justin (2-0) Save-EMOND, Malachi(4) LP-Bibee, T. (2-2) T-2:53 A-470
HR NM - DEIMLING, Jeff (3)

GAME #14

Mar 09, 2019 at Albuquerque, N.M.

Score by Innings	1	2	3	4	5	6	7	8	9	R	H	E	
Cal State Fullerton	3	0	0	0	0	7	1	0	0	-	11	18	1
New Mexico	6	1	5	5	0	0	0	1	X	-	18	19	0

WP-GARLEY, Nathaniel (3-0) LP-Knorr, M. (0-1) T-3:33 A-569
HR NM - MANG, Connor (3), DEIMLING, Jeff (6)

GAME #15

Mar 10, 2019 at Albuquerque, N.M.

Score by Innings	1	2	3	4	5	6	7	8	9	R	H	E	
Cal State Fullerton	2	0	0	2	3	2	0	4	-	13	21	1	
New Mexico	0	0	4	1	0	2	0	0	0	-	7	15	0

WP-Luckham, K. (2-1) LP-COFFEY, Brian (1-2) T-3:30 A-697
HR CSF - Garcia, I. (1)
HR NM - SCHILLING, Hayden (1)

GAME #16

Mar 10, 2019 at Albuquerque, N.M.

Score by Innings	1	2	3	4	5	6	7	8	9	R	H	E
Niagara	2	0	0	1	0	0	0	0	-	3	11	2
New Mexico	3	3	3	0	0	0	4	-	13	12	1	

WP-COFFEY, Brian (1-0) LP-Erwin (0-2) T-2:37 A-0
HR NM - MANG, Connor (1)

GAME #17

Mar 10, 2019 at Albuquerque, N.M.

Score by Innings	1	2	3	4	5	6	7	8	9	R	H	E	
Niagara	0	0	0	0	0	0	1	2	1	-	4	6	5
New Mexico	0	0	2	1	3	0	0	1	X	-	7	7	0

WP-LIVELY, Tristin (1-0) Save-EMOND, Malachi(2) LP-Parranto (0-2) T-3:05 A-522

GAME #18

Mar 10, 2019 at Albuquerque, N.M.

Score by Innings	1	2	3	4	5	6	7	8	9	R	H	E	
Niagara	0	0	1	0	0	1	0	0	3	-	5	11	0
Arizona	0	0	0	0	1	3	0	0	0	-	4	6	0

WP-WHITE, Jack (1-0) Save-EMOND, Malachi(3) LP-Nardi, A. (1-2) T-3:24 A-1924

GAME #19

GAME #20

GAME #21

GAME #22

GAME #23

GAME #24

GAME #25

GAME #26

GAME #27



UNIVERSITY OF NEW MEXICO 2019 BASEBALL



GAME-BY-GAME LINE SCORES

GAME #28

GAME #37

GAME #46

GAME #29

GAME #38

GAME #47

GAME #30

GAME #39

GAME #48

GAME #31

GAME #40

GAME #49

GAME #32

GAME #41

GAME #50

GAME #33

GAME #42

GAME #51

GAME #34

GAME #43

GAME #52

GAME #35

GAME #44

GAME #53

GAME #36

GAME #45

GAME #54



UNIVERSITY OF NEW MEXICO 2019 BASEBALL



GAME-BY-GAME LINE SCORES

GAME #55

GAME #56



UNIVERSITY OF NEW MEXICO

2019 BASEBALL



2019 University of New Mexico Baseball Statistics Summary for New Mexico (as of Mar 10, 2019) (All games)



Record: 10-5 Home: 7-3 Away: 1-0 Neutral: 2-2 MW: 2-1

Date	Opponent	Score	Player	avg	slug	ob%	g	ab	r	h	2b	3b	hr	rbi	bb	so	sb	cs	e
2/15	vs #8 Oregon State	L 5-6	REYES, Ediberto	.500	.500	.556	6	8	1	4	0	0	0	3	1	1	1	0	0
2/16	vs #24 Minnesota	w 11-1	DEIMLING, Jeff	.467	.900	.528	12	30	8	14	1	0	4	17	4	6	0	0	0
2/17	vs Gonzaga	w 6-4	MANG, Jared	.410	.705	.500	15	61	22	25	9	3	1	24	11	5	3	1	0
2/18	vs #7 Oregon State	L 0-5	MANG, Connor	.368	.632	.448	15	57	16	21	5	2	2	16	8	15	5	0	4
2/23	NIAGARA	L 3-5	SCHILLING, Hayden	.350	.567	.444	15	60	17	21	6	2	1	16	8	6	4	1	0
2/23	NIAGARA	w 5-3	KELLY, Tyler	.345	.418	.410	14	55	11	19	4	0	0	11	4	5	2	1	1
2/24	NIAGARA	w 13-3	WATARI, Justin	.333	.392	.470	14	51	19	17	1	1	0	3	14	5	3	0	3
2/24	NIAGARA	w 7-4	BAKER, Tanner	.310	.345	.317	14	58	7	18	2	0	0	8	1	9	1	0	0
2/27	at Arizona	w 5-4	O'FARRELL, Reese	.222	.244	.340	15	45	6	10	1	0	0	5	7	2	0	0	4
*3/1	SAN JOSE STATE	w 14-2	MERRITT, Brayden	.179	.179	.294	13	28	6	5	0	0	0	1	5	8	0	1	1
*3/2	SAN JOSE STATE	w 7-6	MARSHALL JR, Dere	.178	.311	.275	13	45	5	8	3	0	1	4	5	14	0	0	2
*3/3	SAN JOSE STATE	L 18-22	ADKINS, Adam	.158	.211	.304	9	19	4	3	1	0	0	2	4	9	0	0	0
3/8	CAL STATE FULLERTON	w 6-4	PIETILA-WIGGS, Mic	.000	.000	.000	5	1	2	0	0	0	0	0	0	0	0	0	0
3/9	CAL STATE FULLERTON	w 18-11	-----																
3/10	CAL STATE FULLERTON	L 7-13	DOAK, Zack	.500	2.000	.500	3	2	1	1	0	0	1	2	0	1	0	0	0
Totals				.319	.471	.407	15	520	125	166	33	8	10	112	72	86	19	4	19
Opponents				.301	.391	.389	15	522	93	157	22	5	5	84	66	104	15	2	23

LOB - Team (114), Opp (136). DPs turned - Team (16), Opp (15). CI - Team (1), O'FARRELL, R 1. IBB - Team (2), MANG, J. 2, Opp (3). Picked off - MANG, J. 1, BAKER, T. 1, SCHILLING, H 1, KELLY, T. 1.

Player	era	w-l	app	gs	cg	sh	sv	ip	h	r	er	bb	so	avg	hr	
SLATEN, Justin	1.85	2-0	4	4	0	0	0	24.1	15	6	5	13	31	.181	0	
GARLEY, Nathaniel	2.88	3-0	4	4	0	0	0	25.0	30	9	8	8	18	.288	0	
LIVELY, Tristin	3.00	1-0	3	1	0	0	0	6.0	2	2	2	7	3	.118	0	
MARRUFO, Drew	3.00	0-0	3	0	0	0	0	3.0	5	1	1	1	2	.357	0	
GARZA, Nico	3.52	0-0	5	0	0	0	0	7.2	10	4	3	1	4	.357	1	
WALDEN, Blake	4.15	0-0	7	0	0	0	0	8.2	9	9	4	4	7	.265	0	
EMOND, Malachi	5.79	1-1	8	0	0	0	4	9.1	15	7	6	3	11	.366	0	
COFFEY, Brian	7.31	1-2	5	3	0	0	0	16.0	22	13	13	8	7	.338	2	
WHITE, Jack	7.71	1-0	4	0	0	0	0	2.1	2	3	2	0	1	.222	0	
SMITH, Chad	7.94	0-1	4	0	0	0	0	5.2	5	5	5	9	6	.227	0	
GILLESPIE, Drew	10.26	0-1	4	3	0	0	0	16.2	26	20	19	6	6	.366	1	
SCHILLING, Hayden	13.50	0-0	3	0	0	0	1	2.2	6	4	4	0	6	.429	1	
MURANO, Jack	13.50	0-0	1	0	0	0	0	0.2	1	1	1	1	3	.500	0	
WALLER, Kenneth	27.00	1-0	3	0	0	0	0	3.0	9	9	9	3	2	.500	0	
Totals		5.63	10-5	15	15	0	0	5	131.0	157	93	82	66	104	.301	5
Opponents		6.98	5-10	15	15	1	1	1	126.1	166	125	98	72	86	.319	10

PB - Team (3), O'FARRELL, R 3, Opp (3). Pickoffs - Team (1), COFFEY, B. 1. Opp (4). SBA/ATT - O'FARRELL, R (10-11), SLATEN, J. (4-4), REYES, E. (4-4), GILLESPIE, D (2-3), WALLER, K. (2-2), EMOND, M. (2-2), SCHILLING, H (2-2), LIVELY, T. (1-1), GARZA, N. (1-1), GARLEY, N. (1-1), COFFEY, B. (0-1).

Score by innings	1	2	3	4	5	6	7	8	9	Total
New Mexico	18	10	25	14	12	7	16	9	14	125
Opponents	10	5	5	14	3	18	11	15	12	93

Win-loss breakouts: Day 6-5; Night 4-0; vs Left 2-1; vs Right 8-4;
1-run games 2-1; 2-run games 3-1; 5+run games 4-2; Extra inns 0-0; Shutouts 0-1.
Current streak: Lost 1; Longest winning streak: 6; Longest losing streak: 2.
Attendance: Home 4198 (avg 524); Away 6448 (avg 1289); Total 10646 (avg 818).



UNIVERSITY OF NEW MEXICO

2019 BASEBALL



2019 University of New Mexico Baseball Games Summary for New Mexico (as of Mar 10, 2019) (All games)



Score by innings	1	2	3	4	5	6	7	8	9	Total
New Mexico	18	10	25	14	12	7	16	9	14	125
Opponents	10	5	5	14	3	18	11	15	12	93

Record when ...

Overall	10-5	After 6 leading	9-2
Conference	2-1 trailing	1-2
Non-Conference	8-4 tied	0-1
Home games	7-3	After 7 leading	7-2
Away games	1-0 trailing	1-3
Neutral site	2-2 tied	1-0
Day games	6-5	After 8 leading	7-1
Night games	4-0 trailing	2-4
vs Left starter	2-1 tied	0-0
vs Right starter	8-4	Hit 0 home runs	6-2
1-Run games	2-1	... 1 home run	3-2
2-Run games	3-1	... 2+ home runs	1-1
5+Run games	4-2	Opponent 0 home runs	10-2
Extra innings	0-0 1 home run	0-2
Shutouts	0-1 2+ HRs	0-1
Scoring 0-2 runs	0-1	Made 0 errors	4-1
..... 3-5 runs	2-2	... 1 error	2-1
..... 6-9 runs	4-1	... 2+ errors	4-3
..... 10+ runs	4-1	Opp. made 0 errors	2-2
Opponent 0-2 runs	2-0 1 error	3-2
..... 3-5 runs	6-2 2+ errors	5-1
..... 6-9 runs	1-1	Out-hit opponent	7-2
..... 10+ runs	1-2	Out-hit by opponent	2-3
Scored in 1st inning	6-2	Hits are tied	1-0
Opp. scored in 1st	4-2		
Scores first	6-3		
Opp. scores first	4-2		

Record when team scores:

Runs	0	1	2	3	4	5	6	7	8	9	10+
W-L	0-1	0-0	0-0	0-1	0-0	2-1	2-0	2-1	0-0	0-0	4-1

Record when opponent scores:

Runs	0	1	2	3	4	5	6	7	8	9	10+
W-L	0-0	1-0	1-0	2-0	4-0	0-2	1-1	0-0	0-0	0-0	1-2

Record when leading after:

Inn.	1	2	3	4	5	6	7	8
W-L	6-2	6-3	8-3	8-2	8-3	9-2	7-2	7-1

Record when trailing after:

Inn.	1	2	3	4	5	6	7	8
W-L	1-2	1-2	1-2	1-2	0-2	1-2	1-3	2-4

Record when tied after:

Inn.	1	2	3	4	5	6	7	8
W-L	3-1	3-0	1-0	1-1	2-0	0-1	1-0	0-0

Current losing streak: 1
Longest winning streak: 6
Longest losing streak: 2



UNIVERSITY OF NEW MEXICO

2019 BASEBALL



2019 University of New Mexico Baseball Batting Leaders for New Mexico (as of Mar 10, 2019) (All games)

Hitting minimums - 25% of Games
Pitching minimums - 1 Games

Batting avg		
1. 9 REYES, Ediberto		.500
2. 7 DEIMLING, Jeff		.467
3. 15 MANG, Jared		.410
4. 13 MANG, Connor		.368
5. 3 SCHILLING, Hayden		.350

Runs scored		
1. 15 MANG, Jared	22	
2. 5 WATARI, Justin	19	
3. 3 SCHILLING, Hayden	17	
4. 13 MANG, Connor	16	
5. 27 KELLY, Tyler	11	

Doubles		
1. 15 MANG, Jared	9	
2. 3 SCHILLING, Hayden	6	
3. 13 MANG, Connor	5	
4. 27 KELLY, Tyler	4	
5. 14 MARSHALL JR, Derek	3	

Total bases		
1. 15 MANG, Jared	43	
2. 13 MANG, Connor	36	
3. 3 SCHILLING, Hayden	34	
4. 7 DEIMLING, Jeff	27	
5. 27 KELLY, Tyler	23	

Sac bunts		
1. 4 O'FARRELL, Reese	3	
2. 5 WATARI, Justin	2	
3. 3 SCHILLING, Hayden	2	
4. 13 MANG, Connor	1	
6. MERRITT, Brayden	1	

Caught stealing		
1. 27 KELLY, Tyler	1	
6. MERRITT, Brayden	1	
15 MANG, Jared	1	
3 SCHILLING, Hayden	1	

Strikeouts		
1. 13 MANG, Connor	15	
2. 14 MARSHALL JR, Derek	14	
3. 24 ADKINS, Adam	9	
16 BAKER, Tanner	9	
5. 6 MERRITT, Brayden	8	

At bats		
1. 15 MANG, Jared	61	
2. 3 SCHILLING, Hayden	60	
3. 16 BAKER, Tanner	58	
4. 13 MANG, Connor	57	
5. 27 KELLY, Tyler	55	

Games as sub		
1. 9 REYES, Ediberto	6	
2. 35 PIETILA-WIGGS, Micah	5	
3. 6 MERRITT, Brayden	4	
7 DEIMLING, Jeff	4	
5. 2 tied at....	3	

Slugging pct		
1. 7 DEIMLING, Jeff	.900	
2. 15 MANG, Jared	.705	
3. 13 MANG, Connor	.632	
4. 3 SCHILLING, Hayden	.567	
5. 9 REYES, Ediberto	.500	

Hits		
1. 15 MANG, Jared	25	
2. 3 SCHILLING, Hayden	21	
13 MANG, Connor	21	
4. 27 KELLY, Tyler	19	
5. 16 BAKER, Tanner	18	

Triples		
1. 15 MANG, Jared	3	
2. 13 MANG, Connor	2	
3 SCHILLING, Hayden	2	
4. 5 WATARI, Justin	1	

Walks		
1. 5 WATARI, Justin	14	
2. 15 MANG, Jared	11	
3. 13 MANG, Connor	8	
3 SCHILLING, Hayden	8	
5. 4 O'FARRELL, Reese	7	

Sac flies		
1. 7 tied at.....	1	

Steal attempts		
1. 3 SCHILLING, Hayden	5	
13 MANG, Connor	5	
3. 15 MANG, Jared	4	
4. 5 WATARI, Justin	3	
27 KELLY, Tyler	3	

Grounded into DP		
1. 14 MARSHALL JR, Derek	2	
27 KELLY, Tyler	2	
3 SCHILLING, Hayden	2	
4. 5 tied at.....	1	

Games played		
1. 3 SCHILLING, Hayden	15	
4 O'FARRELL, Reese	15	
15 MANG, Jared	15	
13 MANG, Connor	15	
5. 3 tied at.....	14	

On base pct		
1. 9 REYES, Ediberto	.556	
2. 7 DEIMLING, Jeff	.528	
3. 15 MANG, Jared	.500	
4. 5 WATARI, Justin	.470	
5. 13 MANG, Connor	.448	

Runs batted in		
1. 15 MANG, Jared	24	
2. 7 DEIMLING, Jeff	17	
3. 13 MANG, Connor	16	
3 SCHILLING, Hayden	16	
5. 27 KELLY, Tyler	11	

Home runs		
1. 7 DEIMLING, Jeff	4	
2. 13 MANG, Connor	2	
3. 4 tied at.....	1	

Hit by pitch		
1. 3 SCHILLING, Hayden	3	
2. 27 KELLY, Tyler	2	
3. 5 tied at.....	1	

Stolen bases		
1. 13 MANG, Connor	5	
2. 3 SCHILLING, Hayden	4	
3. 5 WATARI, Justin	3	
15 MANG, Jared	3	
5. 27 KELLY, Tyler	2	

Stolen base pct		
1. 16 BAKER, Tanner	1.000	
13 MANG, Connor	1.000	
5 WATARI, Justin	1.000	
9 REYES, Ediberto	1.000	
5. 3 SCHILLING, Hayden	.800	

Total plate appearances		
1. 15 MANG, Jared	74	
3 SCHILLING, Hayden	74	
3. 5 WATARI, Justin	68	
13 MANG, Connor	68	
5. 27 KELLY, Tyler	61	

Game starts		
1. 13 MANG, Connor	15	
4 O'FARRELL, Reese	15	
3 SCHILLING, Hayden	15	
15 MANG, Jared	15	
5. 5 WATARI, Justin	14	



UNIVERSITY OF NEW MEXICO

2019 BASEBALL



2019 University of New Mexico Baseball Pitching Leaders for New Mexico (as of Mar 10, 2019) (All games)



Hitting minimums - 25% of Games
Pitching minimums - 1 Games

Earned run avg		
1. 22 SLATEN, Justin		1.85
2. 44 GARLEY, Nathaniel		2.88
3. 2 LIVELY, Tristin		3.00
25 MARRUFO, Drew		3.00
5. 23 GARZA, Nico		3.52

Wins		
1. 44 GARLEY, Nathaniel		3
2. 22 SLATEN, Justin		2
3. 5 tied at.....		1

Innings pitched		
1. 44 GARLEY, Nathaniel		25.0
2. 22 SLATEN, Justin		24.1
3. 19 GILLESPIE, Drew		16.2
4. 40 COFFEY, Brian		16.0
5. 32 EMOND, Malachi		9.1

Games started		
1. 22 SLATEN, Justin		4
44 GARLEY, Nathaniel		4
3. 19 GILLESPIE, Drew		3
40 COFFEY, Brian		3
5. 2 LIVELY, Tristin		1

Wild pitches		
1. 22 SLATEN, Justin		6
2. 40 COFFEY, Brian		4
3. 25 MARRUFO, Drew		2
21 WALLER, Kenneth		2
5. 5 tied at.....		1

Intentional BB allowed		
1. 40 COFFEY, Brian		2
2. 17 MURANO, Jack		1

Sac bunts allowed		
1. 22 SLATEN, Justin		4
2. 5 tied at.....		1

Runs allowed		
1. 25 MARRUFO, Drew		1
17 MURANO, Jack		1
3. 2 LIVELY, Tristin		2
4. 30 WHITE, Jack		3
5. 3 SCHILLING, Hayden		4

Doubles allowed		
1. 3 SCHILLING, Hayden		0
30 WHITE, Jack		0
2 LIVELY, Tristin		0
17 MURANO, Jack		0
21 WALLER, Kenneth		0

Opposing bat avg		
1. 2 LIVELY, Tristin		.118
2. 22 SLATEN, Justin		.181
3. 30 WHITE, Jack		.222
4. 29 SMITH, Chad		.227
5. 20 WALDEN, Blake		.265

Losses		
1. 40 COFFEY, Brian		2
2. 19 GILLESPIE, Drew		1
32 EMOND, Malachi		1
29 SMITH, Chad		1

Batters struck out		
1. 22 SLATEN, Justin		31
2. 44 GARLEY, Nathaniel		18
3. 32 EMOND, Malachi		11
4. 40 COFFEY, Brian		7
20 WALDEN, Blake		7

Games finished		
1. 32 EMOND, Malachi		6
2. 25 MARRUFO, Drew		3
3 SCHILLING, Hayden		3
4. 3 tied at.....		1

Balks		
		0

Runners picked off		
1. 40 COFFEY, Brian		1

Sac flies allowed		
1. 23 GARZA, Nico		3
2. 6 tied at.....		1

Earned runs allowed		
1. 17 MURANO, Jack		1
25 MARRUFO, Drew		1
3. 2 LIVELY, Tristin		2
30 WHITE, Jack		2
5. 23 GARZA, Nico		3

Triples allowed		
1. 3 SCHILLING, Hayden		0
30 WHITE, Jack		0
2 LIVELY, Tristin		0
17 MURANO, Jack		0
40 COFFEY, Brian		0

Won-loss pct		
1. 44 GARLEY, Nathaniel		1.000
22 SLATEN, Justin		1.000
30 WHITE, Jack		1.000
21 WALLER, Kenneth		1.000
2 LIVELY, Tristin		1.000

Saves		
1. 32 EMOND, Malachi		4
2. 3 SCHILLING, Hayden		1

Appearances		
1. 32 EMOND, Malachi		8
2. 20 WALDEN, Blake		7
3. 40 COFFEY, Brian		5
23 GARZA, Nico		5
5. 5 tied at.....		4

Games in relief		
1. 32 EMOND, Malachi		8
2. 20 WALDEN, Blake		7
3. 23 GARZA, Nico		5
4. 29 SMITH, Chad		4
30 WHITE, Jack		4

Hit batters		
1. 22 SLATEN, Justin		4
20 WALDEN, Blake		4
19 GILLESPIE, Drew		4
4. 3 tied at.....		1

Batters SO out looking		
1. 22 SLATEN, Justin		9
2. 23 GARZA, Nico		4
32 EMOND, Malachi		4
4. 3 tied at.....		2

Hits allowed		
1. 17 MURANO, Jack		1
2. 2 LIVELY, Tristin		2
30 WHITE, Jack		2
4. 29 SMITH, Chad		5
25 MARRUFO, Drew		5

Walks allowed		
1. 3 SCHILLING, Hayden		0
30 WHITE, Jack		0
3. 25 MARRUFO, Drew		1
23 GARZA, Nico		1
5. 32 EMOND, Malachi		3

Home runs allowed		
1. 44 GARLEY, Nathaniel		0
30 WHITE, Jack		0
2 LIVELY, Tristin		0
17 MURANO, Jack		0
21 WALLER, Kenneth		0



UNIVERSITY OF NEW MEXICO

2019 BASEBALL



2019 University of New Mexico Baseball Fielding Leaders for New Mexico (as of Mar 10, 2019) (All games)



Hitting minimums - 25% of Games
Pitching minimums - 1 Games

Fielding pct		
1. 3 SCHILLING, Hayden	1.000	
15 MANG, Jared	1.000	
16 BAKER, Tanner	1.000	
24 ADKINS, Adam	1.000	
9 REYES, Ediberto	1.000	

Assists		
1. 3 SCHILLING, Hayden	44	
2. 5 WATARI, Justin	35	
3. 13 MANG, Connor	26	
4. 27 KELLY, Tyler	13	
5. 4 O'FARRELL, Reese	10	

Stolen bases against		
1. 4 O'FARRELL, Reese	10	
2. 9 REYES, Ediberto	4	
22 SLATEN, Justin	4	
4. 4 tied at.....	2	

Passed balls		
1. 4 O'FARRELL, Reese	3	

Chances		
1. 14 MARSHALL JR, Derek	115	
2. 4 O'FARRELL, Reese	109	
3. 3 SCHILLING, Hayden	61	
4. 5 WATARI, Justin	58	
5. 13 MANG, Connor	55	

Errors		
1. 4 O'FARRELL, Reese	4	
13 MANG, Connor	4	
3. 5 WATARI, Justin	3	
4. 14 MARSHALL JR, Derek	2	
5. 6 tied at.....	1	

Caught stealing by		
1. 4 O'FARRELL, Reese	1	
19 GILLESPIE, Drew	1	
40 COFFEY, Brian	1	

Catchers interference		
1. 4 O'FARRELL, Reese	1	

Putouts		
1. 14 MARSHALL JR, Derek	105	
2. 4 O'FARRELL, Reese	95	
3. 15 MANG, Jared	36	
4. 13 MANG, Connor	25	
16 BAKER, Tanner	25	

Fielding double plays		
1. 14 MARSHALL JR, Derek	13	
2. 3 SCHILLING, Hayden	11	
5 WATARI, Justin	11	
4. 13 MANG, Connor	6	
5. 27 KELLY, Tyler	4	

Steal attempts against		
1. 4 O'FARRELL, Reese	11	
2. 22 SLATEN, Justin	4	
9 REYES, Ediberto	4	
4. 19 GILLESPIE, Drew	3	
5. 3 tied at.....	2	



UNIVERSITY OF NEW MEXICO

2019 BASEBALL



2019 University of New Mexico Baseball Season Game Highs for New Mexico (as of Mar 10, 2019) (All games)



TEAM GAME HIGHS

Batting

At bats:	45	-	vs San Jose State (Mar 03, 2019)
Runs scored:	18	-	vs San Jose State (Mar 03, 2019)
	18	-	vs Cal State Fullerton (Mar 09, 2019)
Hits:	19	-	vs Cal State Fullerton (Mar 09, 2019)
RBIs:	18	-	vs Cal State Fullerton (Mar 09, 2019)
Doubles:	5	-	vs Minnesota (Feb 16, 2019 at Surprise, AZ)
Triples:	2	-	vs Cal State Fullerton (Mar 10, 2019)
Home runs:	3	-	vs San Jose State (Mar 03, 2019)
Total bases:	32	-	vs San Jose State (Mar 03, 2019)
Walks:	12	-	vs San Jose State (Mar 01, 2019)
Strikeouts:	11	-	vs San Jose State (Mar 01, 2019)
Sac hits:	2	-	vs Oregon State (Feb 18, 2019 at Surprise, Ariz.)
	2	-	vs Cal State Fullerton (Mar 08, 2019)
Sac flies:	2	-	vs Niagara (Feb 24, 2019)
Stolen bases:	4	-	vs Niagara (Feb 24, 2019)
	4	-	vs San Jose State (Mar 01, 2019)
Hit by pitch:	2	-	vs Minnesota (Feb 16, 2019 at Surprise, AZ)
	2	-	vs Cal State Fullerton (Mar 09, 2019)
Caught stealing:	2	-	vs San Jose State (Mar 02, 2019)
Runners LOB:	11	-	vs Minnesota (Feb 16, 2019 at Surprise, AZ)
Hit into DP:	2	-	(6 times)

Fielding

Putouts:	27	-	(12 times)
Assists:	15	-	vs San Jose State (Mar 02, 2019)
Errors:	3	-	vs Oregon State (Feb 15, 2019 at Surprise, Ariz.)
	3	-	vs Niagara (Feb 23, 2019)
Passed balls:	1	-	vs Oregon State (Feb 15, 2019 at Surprise, Ariz.)
	1	-	vs Cal State Fullerton (Mar 08, 2019)
	1	-	vs Cal State Fullerton (Mar 09, 2019)
DPs turned:	3	-	vs Niagara (Feb 24, 2019)
	3	-	vs San Jose State (Mar 02, 2019)

Pitching

Innings pitched:	9.0	-	(12 times)
Runs allowed:	22	-	vs San Jose State (Mar 03, 2019)
Earned runs:	21	-	vs San Jose State (Mar 03, 2019)
Walks allowed:	8	-	vs Oregon State (Feb 15, 2019 at Surprise, Ariz.)
	8	-	vs San Jose State (Mar 03, 2019)
Strikeouts:	12	-	vs Niagara (Feb 23, 2019)
	12	-	vs Niagara (Feb 23, 2019)
Hits allowed:	24	-	vs San Jose State (Mar 03, 2019)
Doubles allowed:	4	-	vs San Jose State (Mar 03, 2019)
Triples allowed:	3	-	vs Cal State Fullerton (Mar 09, 2019)
Homers allowed:	3	-	vs San Jose State (Mar 03, 2019)
Wild pitches:	3	-	(4 times)
Hit batters:	3	-	vs Niagara (Feb 23, 2019)



UNIVERSITY OF NEW MEXICO

2019 BASEBALL



2019 University of New Mexico Baseball Statistics Summary for New Mexico (as of Mar 10, 2019) (All games)



Record: 10-5 Home: 7-3 Away: 1-0 Neutral: 2-2 MW: 2-1

Date	Opponent	Score	Player	avg	slug	ob%	g	ab	r	h	2b	3b	hr	rbi	bb	so	sb	cs	e
2/15	vs #8 Oregon State	L 5-6	REYES, Ediberto	.500	.500	.556	6	8	1	4	0	0	0	3	1	1	1	0	0
2/16	vs #24 Minnesota	w 11-1	DEIMLING, Jeff	.467	.900	.528	12	30	8	14	1	0	4	17	4	6	0	0	0
2/17	vs Gonzaga	w 6-4	MANG, Jared	.410	.705	.500	15	61	22	25	9	3	1	24	11	5	3	1	0
2/18	vs #7 Oregon State	L 0-5	MANG, Connor	.368	.632	.448	15	57	16	21	5	2	2	16	8	15	5	0	4
2/23	NIAGARA	L 3-5	SCHILLING, Hayden	.350	.567	.444	15	60	17	21	6	2	1	16	8	6	4	1	0
2/23	NIAGARA	w 5-3	KELLY, Tyler	.345	.418	.410	14	55	11	19	4	0	0	11	4	5	2	1	1
2/24	NIAGARA	w 13-3	WATARI, Justin	.333	.392	.470	14	51	19	17	1	1	0	3	14	5	3	0	3
2/24	NIAGARA	w 7-4	BAKER, Tanner	.310	.345	.317	14	58	7	18	2	0	0	8	1	9	1	0	0
2/27	at Arizona	w 5-4	O'FARRELL, Reese	.222	.244	.340	15	45	6	10	1	0	0	5	7	2	0	0	4
*3/1	SAN JOSE STATE	w 14-2	MERRITT, Brayden	.179	.179	.294	13	28	6	5	0	0	0	1	5	8	0	1	1
*3/2	SAN JOSE STATE	w 7-6	MARSHALL JR, Dere	.178	.311	.275	13	45	5	8	3	0	1	4	5	14	0	0	2
*3/3	SAN JOSE STATE	L 18-22	ADKINS, Adam	.158	.211	.304	9	19	4	3	1	0	0	2	4	9	0	0	0
3/8	CAL STATE FULLERTON	w 6-4	PIETILA-WIGGS, Mic	.000	.000	.000	5	1	2	0	0	0	0	0	0	0	0	0	0
3/9	CAL STATE FULLERTON	w 18-11	-----																
3/10	CAL STATE FULLERTON	L 7-13	DOAK, Zack	.500	2.000	.500	3	2	1	1	0	0	1	2	0	1	0	0	0
Totals				.319	.471	.407	15	520	125	166	33	8	10	112	72	86	19	4	19
Opponents				.301	.391	.389	15	522	93	157	22	5	5	84	66	104	15	2	23

LOB - Team (114), Opp (136). DPs turned - Team (16), Opp (15). CI - Team (1), O'FARRELL, R 1. IBB - Team (2), MANG, J. 2, Opp (3). Picked off - MANG, J. 1, BAKER, T. 1, SCHILLING, H 1, KELLY, T. 1.

Player	era	w-l	app	gs	cg	sh	sv	ip	h	r	er	bb	so	avg	hr
SLATEN, Justin	1.85	2-0	4	4	0	0	0	24.1	15	6	5	13	31	.181	0
GARLEY, Nathaniel	2.88	3-0	4	4	0	0	0	25.0	30	9	8	8	18	.288	0
LIVELY, Tristin	3.00	1-0	3	1	0	0	0	6.0	2	2	2	7	3	.118	0
MARRUFO, Drew	3.00	0-0	3	0	0	0	0	3.0	5	1	1	1	2	.357	0
GARZA, Nico	3.52	0-0	5	0	0	0	0	7.2	10	4	3	1	4	.357	1
WALDEN, Blake	4.15	0-0	7	0	0	0	0	8.2	9	9	4	4	7	.265	0
EMOND, Malachi	5.79	1-1	8	0	0	0	4	9.1	15	7	6	3	11	.366	0
COFFEY, Brian	7.31	1-2	5	3	0	0	0	16.0	22	13	13	8	7	.338	2
WHITE, Jack	7.71	1-0	4	0	0	0	0	2.1	2	3	2	0	1	.222	0
SMITH, Chad	7.94	0-1	4	0	0	0	0	5.2	5	5	5	9	6	.227	0
GILLESPIE, Drew	10.26	0-1	4	3	0	0	0	16.2	26	20	19	6	6	.366	1
SCHILLING, Hayden	13.50	0-0	3	0	0	0	1	2.2	6	4	4	0	6	.429	1
MURANO, Jack	13.50	0-0	1	0	0	0	0	0.2	1	1	1	3	0	.500	0
WALLER, Kenneth	27.00	1-0	3	0	0	0	0	3.0	9	9	9	3	2	.500	0
Totals	5.63	10-5	15	15	0	0	5	131.0	157	93	82	66	104	.301	5
Opponents	6.98	5-10	15	15	1	1	1	126.1	166	125	98	72	86	.319	10

PB - Team (3), O'FARRELL, R 3, Opp (3). Pickoffs - Team (1), COFFEY, B. 1, Opp (4). SBA/ATT - O'FARRELL, R (10-11), SLATEN, J. (4-4), REYES, E. (4-4), GILLESPIE, D (2-3), WALLER, K. (2-2), EMOND, M. (2-2), SCHILLING, H (2-2), LIVELY, T. (1-1), GARZA, N. (1-1), GARLEY, N. (1-1), COFFEY, B. (0-1).

Score by innings	1	2	3	4	5	6	7	8	9	Total
New Mexico	18	10	25	14	12	7	16	9	14	125
Opponents	10	5	5	14	3	18	11	15	12	93

Win-loss breakouts: Day 6-5; Night 4-0; vs Left 2-1; vs Right 8-4;
1-run games 2-1; 2-run games 3-1; 5+run games 4-2; Extra inns 0-0; Shutouts 0-1.
Current streak: Lost 1; Longest winning streak: 6; Longest losing streak: 2.
Attendance: Home 4198 (avg 524); Away 6448 (avg 1289); Total 10646 (avg 818).