

2019 NEW MEXICO BASEBALL

GAME NOTES

DANIEL GALLEGOS | ASSISTANT DIRECTOR OF ATHLETIC COMMUNICATIONS | DMGALLEGOS@UNM.EDU | CELL: 501-442-2930

MW CHAMPION '00, '11, '12, '13, '14, '17 | MW TOURNAMENT CHAMPION '11, '12, '16

2019 | SCHEDULE AND RESULTS

Overall Record:2-2
MW Record:.....0-0
Home Record:.....0-0
Road Record:0-0
Neutral Record:2-2
Streak:L1

Date	Opponent	Location	Time/Result
2/15	! No. 8 Oregon State	Surprise, Ariz.	L, 5-6
2/16	! No. 24 Minnesota	Surprise, Ariz.	W, 11-1
2/17	!Gonzaga	Surprise, Ariz.	W, 6-4
2/18	! No. 7 Oregon State	Surprise, Ariz.	L, 0-5
2/22	Niagara	Santa Ana Star Field	4 p.m.
2/23	Niagara	Santa Ana Star Field	Noon
2/23	Niagara	Santa Ana Star Field	3 p.m.
2/24	Niagara	Santa Ana Star Field	Noon
2/27	Arizona	Tucson, Ariz.	6 p.m.
3/1	*San Jose State	Santa Ana Star Field	6 p.m.
3/2	*San Jose State	Santa Ana Star Field	2 p.m.
3/3	*San Jose State	Santa Ana Star Field	Noon
3/8	Cal State Fullerton	Santa Ana Star Field	6 p.m.
3/9	Cal State Fullerton	Santa Ana Star Field	2 p.m.
3/10	Cal State Fullerton	Santa Ana Star Field	Noon
3/15	*Nevada	Reno, Nev.	3 p.m.
3/16	*Nevada	Reno, Nev.	3 p.m.
3/17	*Nevada	Reno, Nev.	1 p.m.
3/19	Oklahoma	Santa Ana Star Field	6 p.m.
3/20	Oklahoma	Santa Ana Star Field	1 p.m.
3/22	*San Diego State	Santa Ana Star Field	6 p.m.
3/23	*San Diego State	Santa Ana Star Field	2 p.m.
3/24	*San Diego State	Santa Ana Star Field	Noon
3/26	New Mexico State	Las Cruces, N.M.	TBA
3/29	*UNLV	Las Vegas, Nev.	7 p.m.
3/30	*UNLV	Las Vegas, Nev.	7 p.m.
3/31	*UNLV	Las Vegas, Nev.	2 p.m.
4/2	Texas Tech	Santa Ana Star Field	6 p.m.
4/3	Texas Tech	Santa Ana Star Field	1 p.m.
4/5	*San Jose State	San Jose, Calif.	7 p.m.
4/6	*San Jose State	San Jose, Calif.	3 p.m.
4/7	*San Jose State	San Jose, Calif.	1 p.m.
4/8	California	Berkley, Calif.	7 p.m.
4/12	*Nevada	Santa Ana Star Field	6 p.m.
4/13	*Nevada	Santa Ana Star Field	2 p.m.
4/14	*Nevada	Santa Ana Star Field	Noon
4/16	New Mexico State	Santa Ana Star Field	6 p.m.
4/18	UC Riverside	Santa Ana Star Field	6 p.m.
4/19	UC Riverside	Santa Ana Star Field	6 p.m.
4/20	UC Riverside	Santa Ana Star Field	Noon
4/23	Texas Tech	Lubbock, Texas	5:30 p.m.
4/24	Texas Tech	Lubbock, Texas	1 p.m.
4/26	*Fresno State	Fresno, Calif.	7 p.m.
4/27	*Fresno State	Fresno, Calif.	7 p.m.
4/28	*Fresno State	Fresno, Calif.	2 p.m.
4/30	Grand Canyon	Santa Ana Star Field	6 p.m.
5/1	Grand Canyon	Santa Ana Star Field	1 p.m.
5/3	*Air Force	Santa Ana Star Field	6 p.m.
5/4	*Air Force	Santa Ana Star Field	2 p.m.
5/5	*Air Force	Santa Ana Star Field	Noon
5/10	*UNLV	Santa Ana Star Field	6 p.m.
5/11	*UNLV	Santa Ana Star Field	2 p.m.
5/12	*UNLV	Santa Ana Star Field	Noon
5/16	*San Diego State	San Diego, Calif.	7 p.m.
5/17	*San Diego State	San Diego, Calif.	7 p.m.
5/18	*San Diego State	San Diego, Calif.	2 p.m.

Mountain West Tournament			
5/23-26	MW Tournament	Reno, Nev.	TBD
NCAA Regionals			
5/31-6/1	Regionals	TBD	TBD
NCAA Super Regionals			
6/7-10	Super Regionals	TBD	TBD
NCAA College World Series			
6/15-26	College World Series	Omaha, Neb.	TBD

* - Mountain West game ! - College Baseball Classic
Bold - home game at Santa Ana Star Field

Game dates & times are Mountain time and subject to change

THE SLATE



NEW MEXICO
LOBOS

Record (MW)
2-2 (0-0 MW)

Head Coach.....Ray Birmingham
 Alma Mater, Yr.....New Mexico St., 1978
 Record at UNM...363-286-3 (12th year)
 Career Record...1,181-614-5 (32nd year)



Game Information
 Game Number:.....5-8
 Dates:.....2/22-2/24
 Location:.....Albuquerque, N.M.
 Venue:.....Santa Ana Star Field

Series History
 Overall:.....First Meeting
 At Neutral:.....First Meeting
 Current Streak:.....N/A
 First Meeting:.....2/22/19
 Last Meeting:.....N/A

Broadcast Information
 Radio:.....N/A
 Play-By-Play:.....N/A
 Analyst:.....N/A
 Live Stream:.....Mountain West Network
 Live Stats:.....GoLobos.com



Niagara
Purple Eagles

Record (MAAC)
0-3 (0-0 MAAC)

Head Coach.....Rob McCoy
 Alma Mater, Yr.....Dakota Wes., 2003
 Record at NU.....177-332-3 (11th year)
 Career Record.....Same

LEADING OFF

The weather might tell a different story this coming weekend, but baseball is back in Albuquerque as the University of New Mexico baseball team is set to welcome in Niagara University to Santa Ana Star Field. The first home series of the season will be a four-game slate that is scheduled to begin on Friday at 4 p.m. Saturday will feature games two and three of the series as the Lobos and Purple Eagles will play a doubleheader beginning at Noon. The series finale is scheduled for Noon on Sunday.

This will be the first-ever meeting between the Lobos and Purple Eagles. Both teams opened up their 2019 season last weekend. UNM game out 2-2 with wins over No. 24 Minnesota and Gonzaga. The Purple

Eagles went winless in their three games thus far, losing each game on the road to North Carolina A&T.

Friday's game will be the 12th home-opener for **RAY BIRMINGHAM** as skipper of the Lobos and UNM is 7-4 in such games with wins coming in five-straight seasons.

Anticipated cold weather this weekend has promoted a unique ticket special that is tied to the forecasted temperature at first pitch each day. If the game-time temp is in the 40s, tickets will be \$4, if it's in the 30s then \$3/ticket and if the temp is in the 20s, tickets will be \$2. Also to help combat the cold, hot chocolate and coffee will be sold for \$2 the entire weekend.

PROBABLE PITCHING MATCHUPS

Niagara (2/22/19)			
RHP Justin Slaten (Jr.) (0-0, 0.00 ERA, 5.0 IP, 5 K)	vs.	RHP Tyler Howard (Sr.) (0-1, 5.40 ERA, 1.2 IP, 3 K)	
Niagara (2/23/19)			
RHP Nathaniel Garley (Jr.) (1-0, 1.29 ERA, 7.0 IP, 6 K)	vs.	RHP Matthew Brash (Jr.) (0-0, 1.29 ERA, 7.0 IP, 11 K)	
Niagara (2/23/19)			
RHP Tristin Lively (Fr.) (0-0, 0.00 ERA, 1.0 IP, 1 K)	vs.	TBD	
Niagara (2/24/19)			
LHP Brian Coffey (Jr.) (0-0, 10.80 ERA, 3.1 IP, 0 K)	vs.	TBD	



UNIVERSITY OF NEW MEXICO 2019 BASEBALL



UNIVERSITY OF NEW MEXICO

Location Albuquerque, N.M.
Founded 1889 by Territorial Legislature
Enrollment 25,015
Nickname Lobos
Colors Cherry (PMS 200) & Silver (PMS Cool Gray 6)
Conference Mountain West Conference
National Affiliation NCAA Division I
President Dr. Garnett Stokes
Director of Athletics Eddie Nuñez
Faculty Representative Amy Neel

FACILITY INFORMATION

Home Field Santa Ana Star Field
Capacity 1,000
Dimensions 338 (LF); 420 (CF); 338 (RF)
 408 (LC); 408 (RC)

PROGRAM HISTORY

First Season 1899
Overall Record 1,831-1,649-16 (.526)
Overall Mountain West Record 306-215-1 (.587)
Years in NCAA Postseason .. 6 (1962, 2010, '11, '12, '13, '16)
Conference Titles 7 (1962, 2000, '11, '12, '13, '14, '17)
Conference Tournament Titles 3 (2011, '12, '16)

TEAM INFORMATION

2018 Overall Record 20-33-1
2018 Mountain West Record (Finish) 11-19-0 (7th)
2018 Home Record 11-14-1
2018 Away Record 6-16-0
2018 Neutral Record 3-3-0
2019 Starters Returning / Lost 7 / 3
2019 Pitchers Returning / Lost 7 / 5
2019 Letterwinners Returning / Lost 18 / 13
2019 Newcomers 22

COACHING STAFF

Head Coach **Ray Birmingham**
 Phone (505) 925-5720
 Email RayBirm@unm.edu
 Years at UNM 12th season
 Record at UNM 363-286-3 (11 yrs.)
 Four-year Institution Record 396-359-3 (12 yrs.)
 Overall Record 1,181-614-5 (31 yrs.)
Pitching Coach **Brandon Higelin**
 Phone (505) 925-5720
 Email bhigelin@unm.edu
 Years at UNM 1st season
Asst. Coach/Recruiting Coordinator **Jon Coyne**
 Phone (505) 925-5720
 Email coynej@unm.edu
 Years at UNM 1st season
Volunteer Assistant Coach **Nate Causey**
 Years at UNM 1st season
Graduate Manager **Dante Mileta**
Athletic Trainer **Robert Rimorin**

MULTIMEDIA INFORMATION

Athletics Website www.GoLobos.com
Main University Web Site www.unm.edu
Conference Web Site www.TheMW.com
Facebook www.facebook.com/NewMexicoLobos
Twitter @UNMLobos
Baseball Twitter & Instagram @UNMLoboBaseball
Baseball Facebook /UNMLobosBaseball

MEDIA RELATIONS

Baseball Contact Daniel Gallegos
Cell Phone (Preferred) 501-442-2930
Email dmgallegos@unm.edu
Address:

Department of Athletics
 Colleen J. Maloof Administration Building
 MSC04 2680
 1 University of New Mexico
 Albuquerque, NM 87131-0001



» Six Mountain West Regular Season Championships «
 » 2000, 2011, 2012, 2013, 2014, 2017 «
 » Three Mountain West Tournament Championships «
 » 2011, 2012, 2016 «
 » Six NCAA Regional Appearances «
 » 1962, 2010, 2011, 2012, 2013, 2016 «



UNIVERSITY OF NEW MEXICO 2019 BASEBALL



THE WEEK AHEAD

SUNDAY	MONDAY	TUESDAY	WEDNESDAY	THURSDAY	FRIDAY	SATURDAY
24	18	19	20	21	22	23
vs. Niagara Noon Santa Ana Star Field Albuquerque, N.M.					vs. Niagara Noon Santa Ana Star Field Albuquerque, N.M.	vs. Niagara DH Noon Santa Ana Star Field Albuquerque, N.M.

MW STANDINGS

2019 Standings (as of 2-19-19)

Team	GAC	Pct.	Overall	Pct.	Streak
San Jose State	0-0	.000	3-0	1.000	W3
Fresno State	0-0	.000	2-1	.667	W1
Nevada	0-0	.000	2-1	.667	L1
San Diego State	0-0	.000	2-1	.667	W1
UNLV	0-0	.000	2-1	.667	W2
Air Force	0-0	.000	2-2	.500	W1
NEW MEXICO	0-0	.000	2-2	.500	L1

The Conference Slate
Friday, February 22
NIAGARA AT NEW MEXICO | NOON (MT)
Fresno State vs. Kansas State | 1 p.m. (PT)
Air Force at Navy | 6 p.m. (ET)
Utah at San Diego State | 6 p.m. (PT)
Nevada at Long Beach State | 6 p.m. (PT)
UNLV at Stanford | 6 p.m. (PT)
UC Riverside at San Jose State | 6 p.m. (PT)

Saturday, February 23
NIAGARA AT NEW MEXICO | DH | NOON (MT)
Air Force at Navy | 2 p.m. (ET)
Fresno State vs. Cal State Fullerton | 1 p.m. (PT)
UNLV at Stanford | 2 p.m. (PT)
UC Riverside at San Jose State | 2 p.m. (PT)
Nevada at Long Beach State | 6 p.m. (PT)
Oklahoma at San Diego State | 6 p.m. (PT)

Sunday, February 24
Air Force vs. Navy | 12:30 p.m. (ET)
Fresno State vs. Missouri State | 10 a.m. (PT)
NIAGARA AT NEW MEXICO | NOON (MT)
UC Riverside at San Jose State | Noon (PT)
Nevada at Long Beach State | 1 p.m. (PT)
UNLV at Stanford | 1 p.m. (PT)
Kansas State at San Diego State | 2 p.m. (PT)

HOW NM STACKS UP IN THE MW

Team Rankings (as of 2-19-19)

Category	Stat	Rank
Batting Average	.308	3rd
Slugging Percentage	.436	2nd
On-Base Percentage	.388	4th
Runs Scored	22	T-3rd
Hits	41	1st
Runs Batted In	20	T-4th
Doubles	9	1st
Triples	1	T-4th
Home Runs	2	T-2nd
Total Bases	58	1st
Earned Run Average	3.18	2nd
Opponent Batting Average	.202	1st
Innings Pitched	34.0	2nd
Batters Struck Out	24	7th
Saves	1	T-2nd
Hits Allowed	25	4th
Runs Allowed	16	T-3rd
Earned Runs Allowed	12	T-3rd
Fielding Percentage	.958	7th
Errors	6	1st
Fielding Double Plays	2	T-2nd

Individual Rankings (as of 2-19-19)

Category	Player	Stat	Rank
Batting Avg.	Tanner Baker	.462	T-7th
Slugging %	Jared Mang	.786	6th
On-Base %	Jared Mang	.526	11th
Runs Scored	Jared Mang	5	T-3rd
Hits	Jared Mang	8	T-2nd
Runs Batted In	Jared Mang	7	3rd
Doubles	Four Lobos	2	T-2nd
Triples	Connor Mang	1	T-1st
Home Runs	J. Mang/D. Marshall Jr.	1	T-1st
Total Bases	C. Mang/J. Mang	11	T-3rd
Earned Run Avg.	Justin Slaten	0.00	T-1st
Opp. Batting Avg.	Justin Slaten	.071	1st
Innings Pitched	Nathaniel Garley	7.0	T-1st
Batters Struck Out	Nathaniel Garley	6	T-4th
Wins	N. Garley/K. Waller	1	T-1st
Saves	Malachi Emond	1	T-1st

2019 MW PLAYERS OF THE WEEK

Week 1 Hitter: Pitcher:	2/18/19 HITTER: JARED MANG (JNM) PITCHER: NATHANIEL GARLEY (JNM)	Week 6 Hitter: Pitcher:	Week 11 Hitter: Pitcher:
Week 2 Hitter: Pitcher:		Week 7 Hitter: Pitcher:	Week 12 Hitter: Pitcher:
Week 3 Hitter: Pitcher:		Week 8 Hitter: Pitcher:	Week 13 Hitter: Pitcher:
Week 4 Hitter: Pitcher:		Week 9 Hitter: Pitcher:	Week 14 Hitter: Pitcher:
Week 5 Hitter: Pitcher:		Week 10 Hitter: Pitcher:	Week 15 Hitter: Pitcher:



UNIVERSITY OF NEW MEXICO

2019 BASEBALL



INSIDE THE TEAM MATCHUPS

General

New Mexico		Niagara
2-2	Record	0-3

Hitting

.308	Batting Avg.	.196
22	Runs	5
9	2Bs	2
1	3Bs	0
2	HRs	1
20	RBI's	4
.436	SLG%	.250
.388	On-Base%	.260
1	Sacrifice Flies	0
5	Sacrifice Hits	1
0-1	SB-SBA	3-4

Defense

102	Putouts	68
34	Assists	22
6	Errors	4
.958	FLD%	.957

Pitching

3.18	ERA	5.16
0	Complete Games	0
0 / 0	Shutouts/Combined SO	0 / 0
1	Saves	0
34.0	Innings Pitched	22.2
25	Hits Allowed	20
16	Runs Allowed	16
12	Earned Runs Allowed	13
27	Walks	15
24	Strikeouts	28
5	2Bs Allowed	3
0	3Bs Allowed	1
1	HRs Allowed	2
.202	Batting Avg. Against	.230

LOBOS RECORD WHEN...

	Overall	In MW
Overall	2-2	
At home	0-0	
On the road	0-0	
At neutral sites	2-2	
vs. ranked opponents	1-2	
Day games	1-2	
Night games	1-0	
vs. Left starter	1-0	
vs. Right starter	1-2	
1-Run games	0-1	
2-Run games	1-0	
5+Run games	1-1	
Extra Innings	0-0	
Shutouts	0-1	
On Sunday	1-0	
On Monday	0-1	
On Tuesday		
On Wednesday		
On Thursday		
On Friday	0-1	
On Saturday	1-0	
In February	2-2	
In March		
In April		
In May		
In June		
Scoring		
Scoring 0-2 Runs	0-1	
Scoring 3-5 Runs	0-1	
Scoring 6-9 Runs	1-0	
Scoring 10+ Runs	1-0	
Opponent Scores 0-2 Runs	1-0	
Opponent Scores 3-5 Runs	1-1	
Opponent Scores 6-9 Runs	0-1	
Opponent Scores 10+ Runs	0-0	
Scored In First Inning	2-0	
Opponent Scored in First Inning	1-1	
Scored First	1-1	
Opponent Scored First	1-1	
Leading Trailing		
Leading After 6	2-1	
Trailing After 6	0-1	
Tied After 6	0-0	
Leading After 7	2-1	
Trailing After 7	0-1	
Tied After 7	0-0	
Leading After 8	2-1	
Trailing After 8	0-1	
Tied After 8	0-0	
Home Runs		
Hit 0 Home Runs	1-1	
Hit 1 Home Run	1-1	
Hit 2+ Home Runs	0-0	
Opponent Hit 0 Home Runs	2-1	
Opponent Hit 1 Home Run	0-1	
Opponent Hit 2+ Home Runs	0-0	
Errors		
Made 0 Errors	1-0	
Made 1 Error	1-0	
Made 2+ Errors	0-2	
Opponent Made 0 Errors	1-2	
Opponent Made 1 Error	0-0	
Opponent Made 2+ Errors	1-0	
Hit Out-Hit		
Out-Hit Opponent	2-1	
Out-Hit by Opponent	0-1	
Hits are Tied	0-0	



UNIVERSITY OF NEW MEXICO

2019 BASEBALL



NATIONAL RANKINGS

Baseball America

as of 2-18-19

#	School	Record	LW
1	Vanderbilt	2-1	1
2	LSU	3-0	2
3	UCLA	3-0	3
4	Florida	3-0	4
5	North Carolina	3-0	5
6	Florida State	4-0	6
7	Stanford	3-0	7
8	Texas Tech	2-1	8
9	Mississippi State	3-0	9
10	Oregon State	3-0	10
11	East Carolina	3-0	12
12	Louisville	1-2	11
13	Mississippi	1-1	13
14	Clemson	2-1	14
15	Georgia	3-0	15
16	Baylor	4-0	16
17	Arkansas	3-0	18
18	Auburn	2-1	17
19	Texas	2-1	19
20	Michigan	3-0	20
21	Southern Mississippi	3-0	21
22	Duke	3-0	22
23	Coastal Carolina	3-0	23
24	TCU	2-1	24
25	UC Irvine	2-1	25

D1Baseball

as of 2-18-19

#	School	Record	LW
1	Vanderbilt	2-1	1
2	LSU	3-0	2
3	Texas Tech	2-1	3
4	UCLA	3-0	5
5	Florida	3-0	6
6	North Carolina	3-0	7
7	Oregon State	3-0	8
8	Louisville	1-2	4
9	Georgia	3-0	9
10	Ole Miss	1-1	10
11	East Carolina	3-0	11
12	Stanford	3-0	12
13	Florida State	4-0	13
14	Mississippi State	3-0	14
15	Baylor	4-0	15
16	Arkansas	3-0	16
17	Michigan	3-0	17
18	TCU	2-1	18
19	Oklahoma State	2-1	19
20	Wake Forest	2-1	20
21	Coastal Carolina	3-0	21
22	Auburn	2-1	22
23	Texas	2-1	23
24	Clemson	2-1	24
25	Cal State Fullerton	2-1	25

Perfect Game

Preseason

#	School	Record	LW
1	Louisiana State	39-27	NR
2	Oregon State	55-12-1	1
3	Vanderbilt	35-27	24
4	UCLA	38-21	NR
5	Texas Tech	45-20	5
6	North Carolina	44-20	4
7	Stanford	46-12	10
8	Louisville	45-19	NR
9	Florida	49-21	3
10	Mississippi	48-17	9
11	East Carolina	44-18	21
12	Baylor	37-21	NR
13	Arkansas	48-21	2
14	Florida State	43-19	17
15	Auburn	43-23	15
16	Texas Christian	33-23	NR
17	Mississippi State	39-29	7
18	Oklahoma State	31-26-1	NR
19	Michigan	33-21	NR
20	Connecticut	37-22-1	22
21	NC State	42-18	20
22	Georgia	39-21	19
23	UC Irvine	32-24	NR
24	Clemson	47-16	12
25	Coastal Carolina	43-19	NR

USA Today/ESPN

Preseason

#	School	Record	LW
1	LSU	39-27	
2	Vanderbilt	35-27	
3	Florida	49-21	
4	Texas Tech	45-20	
5	Oregon State	55-12-1	
6	North Carolina	44-20	
7	UCLA	38-21	
8	Louisville	45-19	
9	Stanford	46-12	
10	Mississippi	48-17	
11	Florida State	43-19	
12	Arkansas	48-21	
13	Georgia	39-21	
14	East Carolina	44-18	
15	Mississippi State	39-29	
16	Texas	42-23	
17	TCU	33-23	
18	Baylor	37-21	
19	Clemson	47-16	
20	Auburn	43-23	
21	Oklahoma State	31-26-1	
22	Coastal Carolina	43-19	
23	North Carolina State	42-18	
24	Cal State Fullerton	36-25	
25	Michigan	33-21	

Collegiate Baseball

as of 2-18-19

#	School	Record	LW
1	LSU	3-0	1
2	Vanderbilt	2-1	2
3	UCLA	3-0	3
4	Texas Tech	2-1	4
5	Stanford	3-0	5
6	Florida	3-0	6
7	Oregon State	3-0	7
8	North Carolina	3-0	8
9	Florida State	4-0	10
10	Coastal Carolina	3-0	12
11	Georgia	3-0	13
12	Louisville	1-2	9
13	Mississippi	1-1	11
14	Texas	2-1	14
15	Clemson	2-1	15
16	Texas Christian	2-1	19
17	Cal. St. Fullerton	2-1	18
18	Oklahoma State	2-1	16
19	Georgia Tech	2-1	17
20	Duke	3-0	20
21	Baylor	4-0	21
22	N.C. State	3-0	22
23	Arkansas	3-0	25
24	Arizona	4-0	26
25	Mississippi State	3-0	27
26	Auburn	2-1	23
27	Connecticut	2-1	32
29	Texas A&M	3-0	29
20	Southern Mississippi	3-0	30
30	Miami (FL)	3-0	33

NCBWA

as of 2-17-19

#	School	Record	LW
1	LSU	3-0	2
2	Vanderbilt	2-1	1
3	UCLA	3-0	4
4	Florida	3-0	6
5	Oregon State	3-0	5
6	Texas Tech	2-1	3
7	North Carolina	3-0	7
8	Stanford	3-0	8
9	Florida State	4-0	10
10	Georgia	3-0	12
11	East Carolina	3-0	14
12	Mississippi State	3-0	13
13	Arkansas	3-0	15
14	Louisville	1-2	9
15	Baylor	4-0	16
16	Ole Miss	1-1	11
17	Clemson	2-1	17
18	TCU	2-1	21
19	Coastal Carolina	3-0	22
20	Texas	2-1	18
21	Michigan	3-0	23
22	Auburn	2-1	19
23	Oklahoma State	2-1	20
24	Cal State Fullerton	2-1	24
25	Duke	3-0	25
26	Southern Miss	3-0	26
27	Wake Forest	2-1	28
28	UC Irvine	2-1	29
29	NC State	3-0	30
30	Arizona	4-0	32



UNIVERSITY OF NEW MEXICO

2019 BASEBALL



LAST TIME IT HAPPENED

HITTING (Individual)

Grand slam:Carl Stajduhar vs. San Diego St., 5/26/17
Hit for the cycle: Danny Collier vs. Air Force., 3/24/18
Five hits: Jack Zoellner vs. Air Force 5/6/17
Six hits: Carl Stajduhar vs. Fresno St., 4/9/16
Eight at bats: Josh Mader vs. Air Force, 5/2/03
Four runs: Jeff Deimling vs. Air Force 5/19/18
Five runs: Carl Stajduhar at UNLV, 3/24/17
Six runs: Justin Howard vs. Coppin St., 4/18/10*
Five RBI: Jared Mang vs. Texas Tech, 4/17/18
Six RBI: Jared Mang at San Diego St., 4/30/17
Seven RBI: Carl Stajduhar vs. Texas Tech 4/26/17
Eight RBI: DJ Peterson at No. 21 UNLV, 3/17/13
10 RBI: Brian Cavazos-Galvez vs. TAMU-CC, 4/12/08*#
Three doubles: Danny Collier vs. Air Force, 5/7/17
Four doubles: Reece Weber vs. San José St., 5/10/15
Four extra-base hits: Reece Weber vs. San José St., 5/10/15
Two triples: Chris Dunn vs. Central Michigan, 2/24/18
Back-to-back-to-back triples: Mike Brownstein, Dane Hamilton,
 Brian Cavazos-Galvez vs. TAMU-CC (Game 2), 2/21/09
Inside-the-Park home run: DJ Peterson vs. TCU, 5/20/11
Walk-off home run: Danny Collier vs. Air Force, 3/24/18
Two home runs: Jack Zoellner vs. Air Force, 5/6/17
Three home runs: Carl Stajduhar vs. Air Force, 5/6/17
Four home runs: Brian Cavazos-Galvez vs. Air Force, 4/12/08*#
Two home runs in one inning: Josh Mader at Utah, 4/8/04
Two+ players with multi-homers: Brian Cavazos-Galvez (4),
 Kevin Atkinson (2) vs. Air Force, 4/12/08
Back-to-back homers: ... Chris Dunn, Derek Marshall at Fresno State, 3/9/18
Back-to-back-to-back homers: Daniel Stovall, Matt Hibbitts,
 Ian Hollick vs. Hawaii-Hilo, 4/28/07
Multiple back-to-back homers in same game: (2), Joe Salas,
 Daniel Stovall, vs. Air Force, 5/16/04
Homered in three straight games: Carl Stajduhar vs. UNLV, 4/21-23/17
Three + sacrifice bunts in a game: 3, Jared Holley, 4/20/13
Four strikeouts: Phillip Sikes at San Jose St., 4/29/18
Three HBP: Jared Holley vs. LaSalle, 3/5/13
Three stolen bases: Luke Campbell at UNLV, 3/16/13
Four Walks: Luis Gonzalez vs. Air Force, 5/5/17
Five Walks: DJ Peterson vs. UC Riverside, 3/9/13*

PITCHING (Individual)

No-hitter (7-inning game):Mike Connell vs. N.M. Highlands, 3/24/77
No-hitter (9-inning game):Jim Kremmel vs. Arizona, 4/17/70
One-hitter: Tyler Stevens vs. Air Force, 4/12/15
Complete game: Cody Dye vs. UNLV, 4/21/18
Complete-game shutout: Colton Thomson vs. Nevada, 5/26/16
10+ strikeouts: 11, Colton Thomson vs. Nevada, 5/26/16
15+ strikeouts: 15, Bob McAulay vs. UTEP, 5/13/66
No walks (complete game): 3/25/16 at San Diego St.
 (Carson Schneider, 34 batters faced)

Scouting Niagara

The Niagara University Purple Eagles opened up their 2019 season with a three-game set on the road at North Carolina A&T last weekend. The Purple Eagles would drop all three games to start their season 0-3. Last year, Niagara was 24-27 overall and 13-11 in Metro Atlantic Athletic Conference play.

The Purple Eagles return 24 letterwinners from last season's squad and have 12 newcomers to the club. First baseman **Peter Battaglia** was selected to the Preseason All-MAAC Team after Battaglia played in 47 games and started in 44 a year ago. Battaglia had Niagara's second-best batting average (.357), led the team in home runs with seven and was second on the team in RBIs (49), hits (60), doubles (15), triples (two), slugging percentage (.595) and on-base percentage (.443).

On the mound, the Purple Eagles have the return services of **Matthew Brash**, **Zachary Kolodziejcki** and **Tyler Howard**. Brash went 3-1 last season with seven appearances and five games started. He finished the season with 31 strikeouts in 28.0 innings pitched and a 5.14 ERA. Howard went 3-4 in 2018 with 39 strikeouts, a team-high three saves and a 2.88 ERA. Kolodziejcki fanned 24 batters in 56.0 innings pitched.

The opening game of this year's series against NC A&T was a one-run game that saw NC A&T score three runs in the bottom of the ninth to walk-off with the win. Brash was the starting pitcher in that contest and struck out 11 batters in 7.0 innings pitched. The Purple Eagles then were out-scored 12-2 over the final two games of the series, losing by scores of 6-2 and 6-0.

Through the first weekend of the season, the Purple Eagles are hitting .196 (18-for-92) as a team with five runs scored, one double and one home run. Their leading hitter is **Max Giodano** at .400 (4-for-10). **Joseph Tevlin** has the lone homer for the Purple Eagles.

On the mound, Niagara has a staff ERA of 5.16. In 22.2 innings pitched, the arms for the Purple Eagles have collectively struck out 28 batters. As mentioned earlier, Brash has the best pitching numbers among starters with his opening day outing against North Carolina A&T.



UNIVERSITY OF NEW MEXICO

2019 BASEBALL



OPENING WEEKEND IN SURPRISE

For the second-straight season, the UNM Baseball team opened their season out in Surprise, Ariz. with four games as part of the annual College Baseball Classic. This year's classic featured three quality opponents for the Lobos with Oregon State and Minnesota being preseason nationally-ranked and Gonzaga tabbed as the preseason favorite in their league. All three teams were coming off of NCAA Regional Tournament appearances a year ago with Oregon State claiming the National Championship.

In the opening weekend, the Lobos went 2-2 with wins over No. 24 Minnesota and Gonzaga. The two losses came against No. 7/8 Oregon State as the Lobos and Beavers bookended the weekend. The Lobos had a lead against the Beavers until the bottom of ninth when Oregon State rallied for three runs to walk-off with a win. The second meeting saw the Beavers shutout the Lobos.

SWEEPING MW PLAYER AND PITCHER OF THE WEEK

Opening weekend saw a lot of positives both collectively as a team and individually for several Lobos. As a result UNM swept the first edition of the Mountain West Player and Pitcher of the Week awards with **JARED MANG** garnering the player award and **NATHANIEL GARLEY** the pitcher award.

Through the first three games of his senior season Mang would hit .545 (6-for-11) with five runs scored, seven RBIs, two doubles and a home run. Mang also slugged at 1.000 and had an on-base percentage of .600 thanks to three walks, two of which were intentional.

In the first three games, Mang registered at least one hit and RBI. In the Lobos' 11-1 win over No. 24 Minnesota, Mang went 4-for-5 with a pair of doubles, two runs scored and two RBIs.

On the mound, Garley earned the award in his lone appearance of the week as he pitched 7.0 innings and allowed just three hits (all singles) and one earned run against the No 24 Gophers. Garley also struck out six.

HOT STARTS

Only four games into the 2019 season, but there are several Lobos that have got off to a hot start at the plate. Currently five Lobos are hitting over .400 with newcomer **TANNER BAKER** leading the way at .462 (6-for-13). Los Alamos natives and brothers **CONNOR** and **JARED MANG** are hitting .438 and .429, respectively with J Mang leading the way in RBIs with seven and C. Mang in hits with seven. Seniors **HAYDEN SCHILLING** and **JEFF DEIMLING** are at an even .400 early this season.

LAST TIME IT HAPPENED

HITTING (Team)

Five + home runs (team):	6, vs. Air Force, 5/6/17
20+ hits:	22, vs. Fresno St. (W, 24-4), 3/31/17
25+ hits:	25, vs. Grand Canyon, (W, 22-3), 3/22/17
30+ hits:	31, vs. Binghamton (Game 1), 3/7/09
Allowed 20 + hits:	22, vs. Texas Tech, 4/17/18
20+ runs:	20, vs. Central Michigan (W, 20-9), 2/22/18
Allowed 20 + runs:	21, at Air Force (L, 8-21), 5/13/18
30+ runs:	30, vs. Binghamton (Game 1), 3/7/09
20+ RBI:	21, vs. Fresno St., 3/31/17
40+ total bases:	42, at UNLV, 3/24/17
50+ total bases:	51, vs. Binghamton (Game 1), 3/7/09
60+ total bases:	61, vs. Air Force, 4/12/08
No strikeouts:	5/4/14 vs. San Diego St. (35 at-bats)
No walks:	3/19/17 at Cal St. Fullerton (29 at-bats)
10+ strikeouts:	15 at Fresno State, 3/11/18
10+ walks:	12, vs. Central Michigan, 2/22/18
15+ walks:	15, Fresno St., 3/31/17
5+ HBP:	5, vs. Columbia, 3/16/18
Was no-hit (7-inning game):	at Utah, 4/21/90
Was no-hit (9-inning game):	at Wichita St., 3/20/90

PITCHING (Team)

10+ strikeouts:	10 vs. No. 24 Minnesota, 2/16/19
15+ strikeouts:	17 vs. Air Force, 3/24/18 (10 innings)
No strikeouts:	3/5/17 at Air Force
	(J. Tripp 30 BF; D. Gillespie 5 BF, A. Isenhardt 1 BF, C. Tripp 8 BF)
No walks:	2/23/18 vs. Central Michigan
10 + walks:	10 vs. New Mexico St., 5/15/12



UNIVERSITY OF NEW MEXICO

2019 BASEBALL



LAST TIME IT HAPPENED

SCORING AND MISCELLANEOUS

Stole home:Hayden Schilling vs. UNLV, 4/23/17
Stole seven+ bases:7, 4/17/13 vs. New Mexico St. (W, 13-6)
Tied:2/25/18 vs. Central Michigan (T, 6-6)
Shut out:2/18/19 vs. Oregon State (L, 0-5)
Shut out opponent:2/23/18 vs. Central Michigan (W, 6-0)
Shut out at home:4/15/17 vs. Missouri St. (L, 0-8)
Shut out on the road:3/16/18 at Houston (L, 0-1)
Shut out opponent at home:2/23/18 vs. Central Michigan (W, 6-0)
Shut out opponent on road:3/28/16 at Sacramento St. (1-0)
Recorded back-to-back shutouts:5/6-5/7, 2011
.....vs. Air Force (5-0, 10-0)
Recorded three straight shutouts:2/24-3/3, 1973
.....vs. New Mexico St. (1-0) and New Mexico Highlands (7-0, 4-0)
Shut out in back-to-back games:3/14-15/2017 at Oklahoma St.
Most runs in three-game series:73, vs. Air Force (4/13-14, 2006)
Consecutive one-run games:3, vs. NMSU/at Air Force (5/8-12/18)
Four straight one-run games:April 3-9, 2016
Five straight one-run games:March 18-24, 2015*

EXTRA INNINGS

Won an extra-inning game:3/24/18 vs. Air Force (12-11, 10 inn.)
Lost an extra-inning game:4/27/18 at San Jose St. (5-6, 10 inn.)
Extra inning games in a row:2, 3/13-3/15, 2013
.....at No. 14 Arizona St. and at No. 21 UNLV
3 straight extra-inning games:at Utah, 4/9-11, 2009
Played a 10-inning game:at San Jose St., 5/27/18 (L, 10-11)
Played an 11-inning game:vs. Fresno St., 4/7/18 (L, 6-7)
Played a 12-inning game:vs. Fresno St., 4/9/16 (W, 14-13)
Played a 13-inning game:vs. Columbia, 6/1/13 (L, 6-5, NCAA Tourn.)
Played a 14-inning game:vs. Eastern N.M., 2/5-6, 1996 (W, 8-7)
Played a 15-inning game:at New Mexico St., 2/9/02 (L, 4-3)

IN AN INNING

10+ runs in an inning:10 vs. Grand Canyon, 3/22/17
15+ runs in an inning:15 vs. Savannah St., 3/11/05
4+ homers in an inning:4 at Air Force, 5/19/05
5+ doubles in an inning:5, at Nevada, 4/21/13
4+ triples in an inning:4, vs. TAMU-CC (Game 2), 2/21/09
10+ hits in an inning:11, vs. Grand Canyon, 3/22/17
10+ consecutive hits:11, vs. Savannah St., 3/11/05*
10+ consecutive batters reach base:12 vs. Fresno St., 4/13/13
15+ consecutive batters reach base:16 vs. Savannah St., 3/11/05
Player w/hits from both sides of plate:Sam Haggerty
.....vs. Fresno St. 4/12/13a

FRESH ARMS

Four games in four days to open the 2019 season was going to be a great test for the Lobo pitching staff, especially since there was not a lot of returning experience on the mound. Through those four games, UNM used 13 different pitchers across 34.0 innings pitched. Of those 13, seven made their Lobo debut with four of those making their collegiate debuts on the bump.

MANG NAMED PRESEASON ALL-MW

For the second-consecutive year, senior outfielder **JARED MANG** has been named to the Preseason All-MW Team, earning the honor prior to his junior season. That initial preseason plaudit was in response to a sensational sophomore campaign that saw Mang hit .373 (90-for-241) with 63 runs scored, 17 doubles, two triples, nine home runs, and 62 RBIs.

Mang's junior season, however, was hampered by injuries and limited him to just 29 games played. Despite that, Mang still put up impressive numbers as he batted .284 (29-for-102), scored 27 runs, drove in 29 and hit a team-high eight home runs.

A 2017 All-MW First Team selection, Mang enters his senior season as a .328 career hitter with 127 runs scored, 170 hits, 30 doubles, four triples, 20 home runs and 121 RBIs.

LOBOS LOOKING FOR TURNAROUND IN 2019

The 2018 season was a down year for the Lobo baseball program. With an overall record of 20-33-1 and an 11-19 mark in the Mountain West, the Lobos missed out on the MW Tournament for the first time in league history. All of that is in the rear-view, however, as the Lobos enter the 2019 season with a renewed sense of optimism and confidence. Aiding that change in culture are the additions to the coaching staff. Head Coach **RAY BIRMINGHAM** is all that returned from the 2018 staff, giving way to three new coaches. New to the program this year are infield coach and recruiting coordinator, **JON COYNE**, pitching coach, **BRANDON HIGELIN** and volunteer catching coach, **NATE CAUSEY**.



UNIVERSITY OF NEW MEXICO 2019 BASEBALL



LAST TIME IT HAPPENED

WALK-OFFS

Won on last at-bat: 3/24/18 vs. Air Force (12-11, 10 innings)
Lost on last at-bat: 2/15/19 vs. No. 8 Oregon State (5-6, 9 innings)
Scored two runs in last at-bat: 2/28/15 vs. San Francisco (4-3, 9 innings)
Scored three runs in last at-bat: 3/5/11 vs. UTSA (6-5)
Scored four runs in last at-bat: 4/25/12 vs. Texas Tech (14-13)
Scored five runs in last at-bat: 2/12/01 vs. Southern Utah (8-7)
Scored six runs in last at-bat: 3/22/13 vs. Nevada (9-8)
Scored seven runs in last at-bat: 3/13/10 vs. LA Tech (15-14, 10 inn, GM1)
Scored nine runs in last at-bat: 3/21/99 vs. TCU (17-16)
Allowed two runs in last at-bat: 4/29/18 at San Jose St. (2-3)
Allowed three runs in last at-bat: 2/15/19 vs. No. 8 Oregon State (5-6)
Allowed four runs in last at-bat: 5/12/06 at UNLV (12-8)
Allowed five runs in last at-bat: 2/17/96 at UNLV (7-6)

SERIES

Swept non-conf. series, home: vs. Central Michigan, 2/22-25, 2018
Swept non-conf. series, road: at No. 23 Oklahoma St., 3/14-15, 2017
Swept in non-conf. series, home: vs. Dallas Baptist, 3/4-6, 2016
Swept in non-conf. series, road: at No. 7 Cal St. Fullerton 3/17-19/2017
Swept MW series, home: vs. UNLV, 4/21-23, 2017
Swept MW series, road: at UNLV, 3/24-26, 2017
Swept multiple MW series in a row: 3, 3/3/17-3/26/17
 at Air Force, vs. San José St., at UNLV
Swept in MW series, home: vs. Fresno St. 4/6-8, 2018
Swept in MW series, road: at San Jose St. 4/27-29, 2018
Swept in multiple MW series in a row: 2, 4/6/18-4/15/18
 vs. Fresno St., at Nevada



UNIVERSITY OF NEW MEXICO

2019 BASEBALL



GAME-BY-GAME BATTING ORDER

Date	Opponent	1st	2nd	3rd	4th	5th	6th	7th	8th	9th	Record
2/15	! No. 8 Oregon St.	Watari	Schilling	J. Mang	C. Mang	Marshall Jr.	Deimling	Kelly	O'Farrell	Merritt	0-1
2/16	! No. 24 Minnesota	Watari	Schilling	J. Mang	Marshall Jr.	Baker	Kelly	C. Mang	O'Farrell	Merritt	1-1
2/17	!Gonzaga	Watari	Schilling	J. Mang	Marshall Jr.	Baker	Kelly	C. Mang	O'Farrell	Merritt	2-1
2/18	! No. 7 Oregon St.	Watari	Schilling	J. Mang	Baker	C. Mang	Kelly	Marshall Jr.	O'Farrell	Merritt	2-2
2/22	Niagara										
2/23	Niagara										
2/23	Niagara										
2/24	Niagara										
2/27	Arizona										
3/1	*San Jose State										
3/2	*San Jose State										
3/3	*San Jose State										
3/8	Cal State Fullerton										
3/9	Cal State Fullerton										
3/10	Cal State Fullerton										
3/15	*Nevada										
3/16	*Nevada										
3/17	*Nevada										
3/19	Oklahoma										
3/20	Oklahoma										
3/22	*San Diego State										
3/23	*San Diego State										
3/24	*San Diego State										
3/26	New Mexico State										
3/29	*UNLV										
3/30	*UNLV										
3/31	*UNLV										
4/2	Texas Tech										
4/3	Texas Tech										
4/5	*San Jose State										
4/6	*San Jose State										
4/7	*San Jose State										
4/8	California										
4/12	*Nevada										
4/13	*Nevada										
4/14	*Nevada										
4/16	New Mexico State										
4/18	UC Riverside										
4/19	UC Riverside										
4/20	UC Riverside										
4/23	Texas Tech										
4/24	Texas Tech										
4/26	*Fresno State										
4/27	*Fresno State										
4/28	*Fresno State										
4/30	Grand Canyon										
5/1	Grand Canyon										
5/3	*Air Force										
5/4	*Air Force										
5/5	*Air Force										
5/10	*UNLV										
5/11	*UNLV										
5/12	*UNLV										
5/16	*San Diego State										
5/17	*San Diego State										
5/18	*San Diego State										



UNIVERSITY OF NEW MEXICO

2019 BASEBALL



DEFENSIVE STARTING LINEUPS

Date	Opponent	C	1B	2B	3B	SS	LF	CF	RF	DH	Record
2/15	! No. 8 Oregon St.	O'Farrell	Marshall Jr.	Watari	C. Mang	Schilling	Kelly	J. Mang	Merritt	Deimling	0-1
2/16	! No. 24 Minnesota	O'Farrell	Marshall Jr.	Watari	C. Mang	Schilling	Merritt	J. Mang	Baker	Kelly	1-1
2/17	!Gonzaga	O'Farrell	Marshall Jr.	Watari	C. Mang	Schilling	Merritt	J. Mang	Baker	Kelly	2-1
2/18	! No. 7 Oregon St.	O'Farrell	Marshall Jr.	Watari	C. Mang	Schilling	Merritt	J. Mang	Baker	Kelly	2-2
2/22	Niagara										
2/23	Niagara										
2/23	Niagara										
2/24	Niagara										
2/27	Arizona										
3/1	*San Jose State										
3/2	*San Jose State										
3/3	*San Jose State										
3/8	Cal State Fullerton										
3/9	Cal State Fullerton										
3/10	Cal State Fullerton										
3/15	*Nevada										
3/16	*Nevada										
3/17	*Nevada										
3/19	Oklahoma										
3/20	Oklahoma										
3/22	*San Diego State										
3/23	*San Diego State										
3/24	*San Diego State										
3/26	New Mexico State										
3/29	*UNLV										
3/30	*UNLV										
3/31	*UNLV										
4/2	Texas Tech										
4/3	Texas Tech										
4/5	*San Jose State										
4/6	*San Jose State										
4/7	*San Jose State										
4/8	California										
4/12	*Nevada										
4/13	*Nevada										
4/14	*Nevada										
4/16	New Mexico State										
4/18	UC Riverside										
4/19	UC Riverside										
4/20	UC Riverside										
4/23	Texas Tech										
4/24	Texas Tech										
4/26	*Fresno State										
4/27	*Fresno State										
4/28	*Fresno State										
4/30	Grand Canyon										
5/1	Grand Canyon										
5/3	*Air Force										
5/4	*Air Force										
5/5	*Air Force										
5/10	*UNLV										
5/11	*UNLV										
5/12	*UNLV										
5/16	*San Diego State										
5/17	*San Diego State										
5/18	*San Diego State										



UNIVERSITY OF NEW MEXICO

2019 BASEBALL



RAY BIRMINGHAM enters into his 12th year as head coach of the UNM baseball team and also into his 32nd year as a head coach at the collegiate level. At UNM, Birmingham has won the third-most games in program history with 361 to his credit as the Lobo skipper. He also initiated and had led the ongoing development and execution of the \$3.65 million expansion of Santa Ana Star Field as well as UNM's first privately-funded building on campus

- the R.D. and Joan Dale Hubbard Clubhouse that was completed in December of 2016.

For his overall career, Birmingham is in exclusive company having won over 1,000 games. Entering the 2019 season, Birmingham is the winningest coach in the state's history as all 1,179 of his victories have come coaching for teams in his home state of New Mexico (College of the Southwest, New Mexico Junior College and UNM).

In 2015, Birmingham was inducted into the New Mexico Sports Hall of Fame. He also currently serves on the College Baseball Hall of Fame Selection Committee.

Birmingham has also coached or spoken at numerous clinics throughout the United States and South America. He has been published in the American Baseball Coaches Association (ABCA) Journal and worked professionally for the Cleveland Indians, Oakland A's and Kansas City Royals. Birmingham also led the NJCAA all-star team to four wins in five games over the Chinese All-Stars in Beijing, China in 2004. In 2006, Birmingham was selected as the head coach of the NJCAA all-star team when China returned to the United States to play the U.S. team. Birmingham also coached the NJCAA West All-Stars to a three-game sweep over the East All-Stars in the summer of 2009.

In the summer of 2014, Birmingham served as the hitting coach for USA Baseball's Collegiate National Team, which was made up of the top collegiate players from around the country. Team USA played games across North Carolina before traveling to the Netherlands to participate in Honkbal-Haarlem Baseball Week. The CNT won the international tournament by outscoring its opponents 34-6 over its final seven games. Birmingham helped guide Tennessee's Christin Stewart to "Best Hitter" honors at the tournament and Albuquerque's own Alex Bregman of LSU was named Honkbal Baseball Week MVP. Team USA concluded its summer with five games in Cuba, finishing with an overall record of 18-8-2.

In his 41st year of coaching, Birmingham has been a part of 22 championships. All of the college baseball programs Birmingham has coached have reached the top 25 in the national rankings. Between University of the Southwest, New Mexico Junior College and New Mexico, 164 athletes have gone on to play professional baseball with 36 coming while the head coach at UNM. Also under Birmingham at UNM, 40 athletes have earned All-America honors and 10 have been freshman All-Americans as well. Birmingham was also the coach of NMJC's first basketball conference championship team - a team that was ranked No. 1 in the country.

THE BIRMINGHAM FILE

Education

New Mexico State BA Journalism Education (1978)
College of the Southwest Education Administration

Coaching Experience

1988-89 Head Coach Mayfield High School
1990-2007 Head Coach College of the Southwest
2008-Present Head Coach New Mexico Junior College
2008-Present Head Coach University of New Mexico

Career Coaching Record (Year-By-Year)

School	Year	Record	Win Pct.
College of SW	1988	20-40	.333
College of SW	1989	33-33	.500
CSW	2 yrs	53-73	.421
NMJC	1990	22-30	.423
NMJC	1991	42-18	.700
NMJC	1992	40-15	.727
NMJC	1993	48-13	.787
NMJC	1994	42-12	.778
NMJC	1995	48-9	.842
NMJC	1996	34-17	.667
NMJC	1997	38-14	.731
NMJC	1998	40-18	.690
NMJC	1999	33-21	.611
NMJC	2000	41-14	.745
NMJC	2001	44-14	.759
NMJC	2002	43-10	.811
NMJC	2003	43-14	.754
NMJC	2004	47-10	.825
NMJC	2005	55-10	.846
NMJC	2006	49-8-1	.853
NMJC	2007	56-8-1	.856
NMJC	18 yrs	765-255-2	.750
UNM	2008	34-25	.576
UNM	2009	37-20	.649
UNM	2010	38-22	.633
UNM	2011	20-41	.328
UNM	2012	37-24	.607
UNM	2013	37-22	.627
UNM	2014	37-20-1	.647
UNM	2015	32-27	.559
UNM	2016	39-23	.629
UNM	2017	30-27-1	.526
UNM	2018	20-33-1	.380
UNM	2019	2-2	.500
UNM	12 yrs	363-286-3	.559
Career	32 yrs	1,181-614-5	.658





UNIVERSITY OF NEW MEXICO

2019 BASEBALL



2019 UNM BASEBALL ROSTER

POSITIONAL BREAKDOWN

PITCHERS (17)

Right-Handed (13)

2	Tristin Lively	Fr.
17	Jack Murano	Fr.
19	Drew Gillespie	Jr.
20	Blake Walden	Sr.
22	Justin Slaten	Jr.
23	Nico Garza	Jr.
25	Drew Marrufo	RsFr.
29	Chad Smith	Sr.
30	Jack White	RsFr.
32	Malachi Emond	Sr.
37	Trevor Riley	Fr.
43	Kevin Conley	Fr.
44	Nathaniel Garley	Jr.

Left-Handed (4)

18	Matt Foster	Fr.
21	Kenneth Waller	So.
40	Brian Coffey	Jr.
41	Kyle Conley	Fr.

CATCHERS (3)

4	Reese O'Farrell	Jr.
9	Ediberto Reyes	Fr.
12	Joseph Hagopian	Fr.

INFELDERS (8)

3	Hayden Schilling	Sr.
5	Justin Watari	Jr.
11	Cameron Stevenson	Fr.
13	Connor Mang	RsSo.
26	Nick Atkins	So.
27	Tyler Kelly	Fr.
31	Zack Doak	Fr.
14	Derek Marshall Jr.	Jr.

OUTFIELDERS (6)

6	Brayden Merritt	So.
7	Jeff Deimling	RsSr.
15	Jared Mang	Sr.
16	Tanner Baker	Jr.
24	Adam Adkins	Sr.
34	Daniel Durazo	Fr.

UTILITY (1)

35	Micah Pietila-Wiggs	Fr.
----	---------------------	-----

CLASS BREAKDOWN

Freshman	15
Sophomore	5
Junior	8
Senior	7

HOME STATE

Arizona	4	Nevada	1
California	7	New Mexico	11
Connecticut	1	Oklahoma	1
Colorado	1	Texas	8

International1

#	NAME	POS.	B/T	HT	WT	CLS	HOMETOWN / PREVIOUS SCHOOL
2	Tristin Lively	RHP	R/R	6-1	177	Fr.	Las Cruces, N.M. / Las Cruces HS
3	Hayden Schilling	IF/RHP	L/R	5-11	190	Sr.	Santee, Calif. / West Hills HS
4	Reese O'Farrell	C	R/R	6-1	200	Jr.	Burlington, Ontario / Howard College
5	Justin Watari	INF	L/R	5-6	158	Jr.	Roseville, Calif. / Woodcreek HS
6	Brayden Merritt	OF	L/R	5-9	175	So.	Chandler, Ariz. / Hamilton HS
7	Jeff Deimling	OF	R/R	6-0	195	R-Sr.	Albuquerque, N.M. / La Cueva HS
9	Ediberto Reyes	C/INF	R/R	5-11	178	Fr.	McAllen, Texas / Valley View HS
11	Cameron Stevenson	INF	R/R	6-1	195	Fr.	Roswell, N.M. / Goddard HS
12	Blake Walden	RHP	R/R	6-1	204	Sr.	Lubbock, Texas / Texas State
13	Connor Mang	INF	R/R	5-11	200	R-So.	Los Alamos, N.M. / Los Alamos HS
14	Derek Marshall Jr.	INF/OF	R/R	6-1	233	R-So.	Los Angeles, Calif. / Loyola HS
15	Jared Mang	OF	R/R	5-9	200	Sr.	Los Alamos, N.M. / Los Alamos HS
16	Tanner Baker	OF	L/R	6-1	199	Jr.	Phoenix, Ariz. / South Mountain CC
17	Jack Murano	RHP	R/R	6-7	185	Fr.	Rio Rancho, N.M. / Cleveland HS
18	Matt Foster	LHP	L/L	6-3	207	Fr.	Plano, Texas / Plano Senior HS
19	Drew Gillespie	RHP	R/R	6-1	192	Jr.	Albuquerque, N.M. / Sandia HS
20	Joseph Hagopian	C/INF	L/R	5-11	170	Fr.	West Sacramento, Calif. / Jesuit HS
21	Kenneth Waller	LHP	L/L	6-2	218	So.	Fort Worth, Texas / Weatherford College
22	Justin Slaten	RHP	R/R	6-4	197	Jr.	Longview, Texas / Hallsville HS
23	Nico Garza	RHP	R/R	5-11	189	Jr.	Lubbock, Texas / Cisco JC
24	Adam Adkins	OF	R/R	6-3	202	Sr.	Denver, Colo. / West Texas A&M
25	Drew Marrufo	RHP	R/R	6-1	202	R-Fr.	Santa Teresa, NM / Santa Teresa HS
26	Nick Atkins	INF	R/R	5-8	152	So.	Venice, Calif. / Venice HS
27	Tyler Kelly	INF	R/R	5-9	170	Fr.	Cottonwood, Ariz. / Mingus HS
29	Chad Smith	RHP	R/R	6-4	210	Sr.	Albuquerque, N.M. / La Cueva HS
30	Jack White	RHP	R/R	6-3	195	R-Fr.	Albuquerque, NM / Cibola HS
31	Zack Doak	INF	R/R	6-0	195	Fr.	Tulsa, Okla. / Tulsa Union HS
32	Malachi Emond	RHP	R/R	6-3	233	Sr.	Coventry, Conn. / Western Oklahoma JC
34	Daniel Durazo	OF	L/R	5-11	190	Fr.	Nogales, Ariz. / Salpointe Catholic HS
35	Micah Pietila-Wiggs	UTL	R/R	5-9	166	Fr.	Chula Vista, Calif. / Eastlake HS
37	Trevor Riley	RHP	R/R	6-2	175	Fr.	Poway, Calif. / Poway HS
40	Brian Coffey	LHP	L/L	6-1	221	Jr.	Las Vegas, Nev. / Bishop Gorman HS
41	Kyle Conley	LHP	L/L	5-9	173	Fr.	Spring, Texas / Oak Ridge HS
43	Kevin Conley	RHP	R/R	5-9	155	Fr.	Spring, Texas / Oak Ridge HS
44	Nathaniel Garley	RHP	R/R	6-3	221	Jr.	Albuquerque, N.M. / Eldorado HS

COACHING STAFF

Head Coach	1 Ray Birmingham (12th season)
Pitching Coach	Brandon Higelin (1st season)
Infield Coach/Recruiting Coordinator	Jon Coyne (1st season)
Catching Coach	Nate Causey (1st season)
Graduate Manager	Dante Mileta
Strength Coach	John McWilliams
Athletic Trainer	Robert Rimorin
Athletic Communications	Daniel Gallegos

PRONUNCIATION GUIDE

5	Justin WATARI	(Wa - Tar - Ee)
19	Drew GILLESPIE	(Guh - less - PEE)
7	Jeff DEIMLING	(Dime - ling)
25	Drew MARRUFO	(Ma - Roof - oh)
9	EDIBERTO Reyes	(Eddie - Bear - Toe)
12	Joseph HAGOPIAN	(Ha - Go - Pee - Un)
32	Malachi EMOND	(Em - und)
17	Jack MURANO	(Mur - on - oh)
35	Micah PIETILA-WIGGS	(Pee - et - la - Wiggs)



UNIVERSITY OF NEW MEXICO


2019 BASEBALL



TV/PHOTO ROSTER



TRISTIN LIVELY
RHP | 6-1 | Fr.
LAS CRUCES, N.M.



HAYDEN SCHILLING
INF | 5-11 | Sr.
SANTEE, CALIF.




REESE O'FARRELL
C | 6-1 | Jr.
BURLINGTON, CANADA




JUSTIN WATARI
INF | 5-6 | Jr.
ROSEVILLE, CALIF.



BRAYDEN MERRITT
OF | 5-9 | So.
CHANDLER, ARIZ.



JEFF DEIMLING
OF | 6-0 | RsSr.
ALBUQUERQUE, N.M.



EDIBERTO REYES
C/INF | 5-11 | Fr.
MCALLEN, TEXAS



CAMERON STEVENSON
INF | 6-1 | Fr.
ROSWELL, N.M.



JOSEPH HAGOPIAN
C/INF | 5-11 | Fr.
W. SACRAMENTO, CALIF.



CONNOR MANG
INF | 5-11 | RsSo.
LOS ALAMOS, N.M.




DEREK MARSHALL JR.
INF/OF | 6-3 | RsSo.
LOS ANGELES, CALIF.



JARED MANG
OF | 5-9 | Sr.
LOS ALAMOS, N.M.



TANNER BAKER
OF | 6-1 | Jr.
PHOENIX, ARIZ.



JACK MURANO
RHP | 6-7 | Fr.
RIO RANCHO, N.M.




MATT FOSTER
LHP | 6-3 | Fr.
PLANO, TEXAS



DREW GILLESPIE
RHP | 6-1 | Jr.
ALBUQUERQUE, N.M.



BLAKE WALDEN
RHP | 6-1 | Sr.
LUBBOCK, TEXAS



KENNETH WALLER
LHP | 6-2 | So.
FORT WORTH, TEXAS




JUSTIN SLATEN
RHP | 6-4 | Jr.
LONGVIEW, TEXAS



NICO GARZA
RHP | 5-11 | Jr.
LUBBOCK, TEXAS



ADAM ADKINS
OF | 6-3 | Sr.
DENVER, COLO.



DREW MARRUFO
RHP | 6-1 | RsFr.
SANTA TERESA, N.M.



NICK ATKINS
INF | 5-8 | So.
VENICE, CALIF.



TYLER KELLY
INF | 5-9 | Fr.
COTTONWOOD, ARIZ.



CHAD SMITH
RHP | 6-4 | Sr.
ALBUQUERQUE, N.M.



JACK WHITE
RHP | 6-3 | RsFr.
ALBUQUERQUE, N.M.



ZACK DOAK
INF | 6-1 | Fr.
TULSA, OKLA.



MALACHI EMOND
RHP | 6-3 | Sr.
COVENTRY, CONN.



DANIEL DURAZO
OF | 5-11 | Fr.
NOGALES, ARIZ.



MICAH PIETILA-WIGGS
UTL | 5-9 | Fr.
CHULA VISTA, CALIF.



TREVOR RILEY
RHP | 6-2 | Fr.
POWAY, CALIF.



BRIAN COFFEY
LHP | 6-1 | Jr.
LAS VEGAS, NEV.



KYLE CONLEY
LHP | 5-9 | Fr.
SPRING, TEXAS



KEVIN CONLEY
RHP | 5-9 | Fr.
SPRING, TEXAS



NATHANIEL GARLEY
RHP | 6-3 | Jr.
ALBUQUERQUE, N.M.



RAY BIRMINGHAM
HEAD COACH
12TH SEASON



BRANDON HIGELIN
PITCHING COACH
1ST SEASON



JON COYNE
INF/RECRUITING
1ST SEASON



NATE CAUSEY
CATCHERS
1ST SEASON



JOHN BENTLEY
DIR. OF OPERATIONS
1ST SEASON



UNIVERSITY OF NEW MEXICO 2019 BASEBALL




PROJECTED FRIDAY STARTING PITCHER

#22

JUSTIN SLATEN

RHP | 6-4 | 197 | JR | Longview, Texas (Hallsville HS)



ERA	W-L-S	APP-GS	IP	R	ER	BB	K	OPP. BA
0.00	0-0-0	1-1	5.0	0	0	5	5	.071

Slaten's Single-Game Highs

Innings	Season	5.0 vs. Oregon State (2/15/19)
	Career	7.0 - done twice
Longest Start	Season	5.0 vs. Oregon State (2/15/19)
	Career	7.0 - done twice
Shortest Start	Season	5.0 vs. Oregon State (2/15/19)
	Career	1.1 vs. UC Davis (5/18/18)
Longest Relief	Season	
	Career	4.2 at Air Force (3/4/17)
Hits	Season	1 vs. Oregon State (2/15/19)
	Career	11 - done twice
Runs	Season	
	Career	7 vs. Air Force (3/23/18)
Earned Runs	Season	
	Career	7 vs. Air Force (3/23/18)
Walks	Season	5 vs. Oregon State (2/15/19)
	Career	5 vs. UNLV (4/20/18)
Strikeouts	Season	5 vs. Oregon State (2/15/19)
	Career	8 vs. Central Mich. (2/23/18)

GAME-BY-GAME STATISTICS

Date	OPPONENT	GS	IP	H	R	ER	BB	SO	2B	3B	HR	WP	BK	HBP	IBB	Score	W	L	SV	ERA
Feb 15	Oregon State	1	5.0	1	0	0	5	5	1	0	0	0	0	0	0	5-6	0	0	0	0.00
Totals		1	5.0	1	0	0	5	5	1	0	0	0	0	0	0	5-6	0	0	0	0.00

SLATEN'S CAREER STATS AT UNM

Year	era	w-l	app	qs	cq	sho	sv	ip	h	r	er	bb	so	2b	3b	hr	bf	bavg	wo	hbp	bk	sfa	sha
2017	3.74	2-2	23	0	0	0/0	0	33.2	37	16	14	16	27	4	0	3	148	.282	8	0	0	0	1
2018	7.02	2-9	15	14	0	0/1	0	66.2	89	65	52	30	62	20	5	7	330	.310	11	11	0	2	0
2019	0.00	0-0	1	1	0	0/0	0	5.0	1	0	0	5	5	1	0	0	22	.071	0	0	0	0	3
TOTAL	5.64	4-11	39	15	0	0/1	0	105.1	127	81	66	51	94	25	5	10	500	.294	19	11	0	2	4



UNIVERSITY OF NEW MEXICO 2019 BASEBALL



PROJECTED SATURDAY STARTING PITCHER

#44

NATHANIEL GARLEY

RHP | 6-3 | 221 | JR | Albuquerque, N.M. (Eldorado HS)



ERA	W-L-S	APP-GS	IP	R	ER	BB	K	OPP. BA
1.29	1-0-0	1-1	7.0	3	1	1	6	.125

Garley's Single-Game Highs

Innings	Season	7.0 vs. Minnesota (2/16/19)
	Career	Same
Longest Start	Season	7.0 vs. Minnesota (2/16/19)
	Career	Same
Shortest Start	Season	7.0 vs. Minnesota (2/16/19)
	Career	1.2 - done twice
Longest Relief	Season	
	Career	6.1 at San Diego St. (3/30/18)
Hits	Season	3 vs. Minnesota (2/16/19)
	Career	9 vs. UC Davis (5/20/18)
Runs	Season	1 vs. Minnesota (2/16/19)
	Career	9 at Air Force (5/13/18)
Earned Runs	Season	1 vs. Minnesota (2/16/19)
	Career	9 at Air Force (5/13/18)
Walks	Season	3 vs. Minnesota (2/16/19)
	Career	3 - done three times
Strikeouts	Season	6 vs. Minnesota (2/16/19)
	Career	9 at San Diego St. (3/30/18)

GAME-BY-GAME STATISTICS

Date	OPPONENT	GS	IP	H	R	ER	BB	SO	2B	3B	HR	WP	BK	HBP	IBB	Score	W	L	SV	ERA
Feb 16	Minnesota	1	7.0	3	1	1	3	6	0	0	0	0	0	0	0	11-1	1	0	0	1.29
Totals		1	7.0	3	1	1	3	6	0	0	0	0	0	0	0	11-1	1	0	0	1.29

GARLEY'S CAREER STATS AT UNM

Year	era	w-l	app	gs	cq	sho	sv	ip	h	r	er	bb	so	2b	3b	hr	bf	bavg	wp	hbp	bk	sfa	sha
2017	11.66	0-0	10	1	0	0/0	1	14.2	21	20	19	9	10	4	2	3	75	.328	5	1	0	1	0
2018	5.10	3-4	18	6	0	0/0	1	60.0	74	41	34	19	47	19	3	7	273	.302	9	2	1	1	6
2019	1.29	1-0	1	1	0	0/0	0	7.0	3	1	1	3	6	0	0	0	27	.125	0	0	0	0	0
TOTAL	5.95	4-4	29	8	0	0/0	2	81.2	98	62	54	31	63	23	5	10	375	.294	14	3	1	2	6



UNIVERSITY OF NEW MEXICO 2019 BASEBALL



PROJECTED SATURDAY STARTING PITCHER

#2

TRISTIN LIVELY

RHP | 6-1 | 177 | FR | Las Cruces, N.M. (Las Cruces HS)



ERA	W-L-S	APP-GS	IP	R	ER	BB	K	OPP. BA
0.00	0-0-0	1-0	1.0	0	0	2	1	.250

Lively's Single-Game Highs

Innings	Season	1.0 vs. Minnesota (2/16/19)
	Career	Same
Longest Start	Season	
	Career	
Shortest Start	Season	
	Career	
Longest Relief	Season	1.0 vs. Minnesota (2/16/19)
	Career	Same
Hits	Season	1 vs. Minnesota (2/16/19)
	Career	Same
Runs	Season	
	Career	
Earned Runs	Season	
	Career	
Walks	Season	2 vs. Minnesota (2/16/19)
	Career	Same
Strikeouts	Season	1 vs. Minnesota (2/16/19)
	Career	Same

GAME-BY-GAME STATISTICS

Date	OPPONENT	GS	IP	H	R	ER	BB	SO	2B	3B	HR	WP	BK	HBP	IBB	Score	W	L	SV	ERA
Feb 16	Minnesota		1.0	1	0	0	2	1	0	0	0	0	0	0	0	11-1	0	0	0	0.00
Totals		0	1.0	1	0	0	2	1	0	0	0	0	0	0	0	11-1	0	0	0	0.00

LIVELY'S CAREER STATS AT UNM

Year	era	w-l	app	qs	cq	sho	sv	ip	h	r	er	bb	so	2b	3b	hr	bf	bavg	wp	hbp	bk	sfa	sha
2019	0.00	0-0	1	0	0	0/0	0	1.0	1	0	0	2	1	0	0	0	6	.250	0	0	0	0	0
TOTAL	0.00	0-0	1	0	0	0/0	0	1.0	1	0	0	2	1	0	0	0	6	.250	0	0	0	0	0



UNIVERSITY OF NEW MEXICO 2019 BASEBALL



PROJECTED SUNDAY STARTING PITCHER

#40

BRIAN COFFEY

LHP | 6-1 | 221 | JR | Las Vegas, Nev. (Bishop Gorman HS)



ERA	W-L-S	APP-GS	IP	R	ER	BB	K	OPP. BA
10.80	0-0-0	1-1	3.1	4	4	4	0	.231

Coffey's Single-Game Highs

Innings	Season	3.1 vs. Gonzaga (2/17/19)
	Career	Same
Longest Start	Season	3.1 vs. Gonzaga (2/17/19)
	Career	Same
Shortest Start	Season	3.1 vs. Gonzaga (2/17/19)
	Career	2.1 vs. Texas Tech (4/17/18)
Longest Relief	Season	
	Career	2.2 vs. NMSU (4/10/18)
Hits	Season	3 vs. Gonzaga (2/17/19)
	Career	7 vs. Texas Tech (4/17/18)
Runs	Season	4 vs. Gonzaga (2/17/19)
	Career	6 vs. Texas Tech (4/17/18)
Earned Runs	Season	4 vs. Gonzaga (2/17/19)
	Career	5 vs. Texas Tech (4/17/18)
Walks	Season	4 vs. Gonzaga (2/17/19)
	Career	Same
Strikeouts	Season	
	Career	3 - done three times

GAME-BY-GAME STATISTICS

Date	OPPONENT	GS	IP	H	R	ER	BB	SO	2B	3B	HR	WP	BK	HBP	IBB	Score	W	L	SV	ERA
Feb 17	Gonzaga	1	3.1	3	4	4	4	0	2	0	0	3	0	0	0	6-4	0	0	0	10.80
Totals		1	3.1	3	4	4	4	0	2	0	0	3	0	0	0	6-4	0	0	0	10.80

COFFEY'S CAREER STATS AT UNM

Year	era	w-l	app	qs	cq	sho	sv	ip	h	r	er	bb	so	2b	3b	hr	bf	bavg	wp	hbp	bk	sfa	sha
2017	7.20	0-0	6	0	0	0/0	0	5.0	9	4	4	2	3	1	0	0	24	.409	0	0	0	0	0
2018	6.67	0-1	22	1	0	0/0	0	27.0	46	23	20	9	25	10	1	2	134	.380	3	1	0	0	3
2019	10.80	0-0	1	1	0	0/0	0	3.1	3	4	4	4	0	2	0	0	17	.231	3	0	0	0	0
TOTAL	7.13	0-1	29	2	0	0/0	0	35.1	58	31	28	15	28	13	1	2	175	.372	6	1	0	0	3



UNIVERSITY OF NEW MEXICO 2019 BASEBALL



BY THE NUMBERS

MULTI-HIT GAMES

Name	2	3	4	5+	Total
MANG, Connor	-	2	-	-	2
SCHILLING, Hayden	1	1	-	-	2
WATARI, Justin	1	-	-	-	1
MANG, Jared	-	-	1	-	1
KELLY, Tyler	-	1	-	-	1
MARSHALL JR, Derek	1	-	-	-	1
BAKER, Tanner	-	-	1	-	1
DEIMLING, Jeff	1	-	-	-	1
TEAM	4	4	2	0	10

CAREER MULTI-HIT GAMES

Name	'15/'16	'17	'18	'19	Total
MANG, Jared	--/11	24	7	1	43
SCHILLING, Hayden	7/--	13	17	2	39
WATARI, Justin	--/--	4	14	1	19
MANG, Connor	--/--	--	15	2	17
MERRITT, Brayden	--/--	--	12	--	12
DEIMLING, Jeff	--/--	--	9	1	10
MARSHALL JR, Derek	--/--	--	5	1	6
ATKINS, Nick	--/--	--	2	--	2
KELLY, Tyler	--/--	--	--	1	1
BAKER, Tanner	--/--	--	--	1	1

MULTI-RBI GAMES

Name	2	3	4	5+	Total
MANG, Jared	1	-	1	-	2
BAKER, Tanner	1	-	-	-	1
MARSHALL JR, Derek	1	-	-	-	1
MANG, Connor	1	-	-	-	1
KELLY, Tyler	1	-	-	-	1
TEAM	5	0	1	0	6

CAREER MULTI-RBI GAMES

Name	'15/'16	'17	'18	'19	Total
SCHILLING, Hayden	3/--	8	6	--	17
MANG, Jared	--/6	16	9	2	33
WATARI, Justin	--/--	3	5	--	8
MANG, Connor	--/--	--	7	1	8
DEIMLING, Jeff	--/--	--	7	--	7
MERRITT, Brayden	--/--	--	4	--	4
MARSHALL JR, Derek	--/--	--	3	1	4
BAKER, Tanner	--/--	--	--	1	1
KELLY, Tyler	--/--	--	--	1	1

HOME RUN TRACKER

Name	Solo	2R	3R	GS	Total
MANG, Jared	--	1	--	--	1
MARSHALL JR, Derek	--	1	--	--	1
TEAM	--	2	--	--	2

Breakdown

Total	2
At Santa Ana Star Field	--
On the Road	--
At Neutral Site	2
vs. RHP	1
vs. LHP	1
w/ 0 outs	1
w/ 1 out	--
w/ 2 outs	1
Solo	--
Two-Run	2
Three-Run	--
Grand Slam	--
Back-to-Back	--
Pinch-Hit	--
Walk-Off	--
Before the 7th Inning	2
7th Inning and Beyond	--
Opponent Total	1
Last HR Given Up	2/18/19 vs. Oregon State
Longest Stretch w/o HR Allowed	--
Current Streak w/o HR Allowed	--

STREAKS

Hitting

Name	Current	2019 Long	Career Long
KELLY, Tyler	-	3	3
SCHILLING, Hayden	-	3	12
BAKER, Tanner	3	3	3
MANG, Jared	-	3	7
MANG, Connor	2	2	7
WATARI, Justin	-	2	7
MARSHALL JR, Derek	2	2	4
DEIMLING, Jeff	-	1	7
MERRITT, Brayden	-	1	5
ATKINS, Nick	-	-	2
O'FARRELL, Reese	-	1	1

Reached Base

Name	Current	2019 Long	Career Long
MANG, Jared	4	4	15
MANG, Connor	4	4	11
WATARI, Justin	4	4	13
BAKER, Tanner	3	3	3
KELLY, Tyler	-	3	3
SCHILLING, Hayden	-	3	22
MARSHALL JR, Derek	2	2	5
O'FARRELL, Reese	-	2	2
DEIMLING, Jeff	-	1	9
MERRITT, Brayden	-	1	9
ATKINS, Nick	-	-	2

Inning-By-Inning Scoring Summary

Team	1	2	3	4	5	6	7	8	9	Ex.	Totals
New Mexico	3	1	2	4	1	3	2	1	5	--	22
Opponents	2	2	0	4	0	1	3	1	3	--	16



UNIVERSITY OF NEW MEXICO 2019 BASEBALL



BY THE NUMBERS

STARTERS GAME-BY-GAME

Name	W-L	IP	H	R	ER	BB	K
No. 8 Oregon St.	0-0	5.0	1	0	0	5	5
No. 24 Minnesota	1-0	7.0	3	1	1	3	6
Gonzaga	0-0	3.1	3	4	4	4	0
No. 7 Oregon St.	0-1	5.0	6	3	2	3	2
TEAM	1-1	20.1	13	8	7	15	13

BULLPEN GAME-BY-GAME

Opponent	W-L-S	IP	H	R	ER	BB	K
No. 8 Oregon St.	0-1-0	3.0	5	6	3	3	2
No. 24 Minnesota	0-0-0	2.0	1	0	0	3	4
Gonzaga	1-0-1	5.2	3	0	0	2	4
No. 7 Oregon St.	0-0-0	3.0	3	2	2	4	1
TEAM	1-1-1	13.2	12	8	5	12	11



UNIVERSITY OF NEW MEXICO 2019 BASEBALL



GAME-BY-GAME HITTING

Date	Opponent	AB	R	H	RBI	2B	3B	HR	BB	IBB	SB	CS	HBP	SAC	SF	GDP	K	PO	A	E	Avg.
2/15	! No. 8 Oregon St.	33	5	9	5	1	0	1	5	1	0	0	0	1	0	2	6	24	8	3	.273
2/16	! No. 24 Minnesota	40	11	15	9	5	0	0	6	0	0	1	2	1	0	2	8	27	7	0	.329
2/17	!Gonzaga	31	6	11	6	0	1	1	3	1	0	0	0	1	1	1	5	27	10	1	.337
2/18	! No. 7 Oregon St.	29	0	6	0	3	0	0	2	0	0	0	0	2	0	0	9	24	9	2	.308
2/22	Niagara																				
2/23	Niagara																				
2/23	Niagara																				
2/24	Niagara																				
2/27	Arizona																				
3/1	*San Jose St.																				
3/2	*San Jose St.																				
3/3	*San Jose St.																				
3/8	Cal St. Fullerton																				
3/9	Cal St. Fullerton																				
3/10	Cal St. Fullerton																				
3/15	*Nevada																				
3/16	*Nevada																				
3/17	*Nevada																				
3/19	Oklahoma																				
3/20	Oklahoma																				
3/22	*San Diego St.																				
3/23	*San Diego St.																				
3/24	*San Diego St.																				
3/26	New Mexico St.																				
3/29	*UNLV																				
3/30	*UNLV																				
3/31	*UNLV																				
4/2	Texas Tech																				
4/3	Texas Tech																				
4/5	*San Jose St.																				
4/6	*San Jose St.																				
4/7	*San Jose St.																				
4/8	California																				
4/12	*Nevada																				
4/13	*Nevada																				
4/14	*Nevada																				
4/16	New Mexico St.																				
4/18	UC Riverside																				
4/19	UC Riverside																				
4/20	UC Riverside																				
4/23	Texas Tech																				
4/24	Texas Tech																				
4/26	*Fresno St.																				
4/27	*Fresno St.																				
4/28	*Fresno St.																				
4/30	Grand Canyon																				
5/1	Grand Canyon																				
5/3	*Air Force																				
5/4	*Air Force																				
5/5	*Air Force																				
5/10	*UNLV																				
5/11	*UNLV																				
5/12	*UNLV																				
5/16	*San Diego St.																				
5/17	*San Diego St.																				
5/18	*San Diego St.																				
TOTALS		133	22	41	20	9	1	2	16	2	0	1	2	5	1	5	28	102	34	6	.308



UNIVERSITY OF NEW MEXICO

2019 BASEBALL



GAME-BY-GAME PITCHING

Date	Opponent	IP	H	R	ER	BB	SO	2B	3B	HR	WP	BK	HBP	DP	IBB	Score	W	L	SV	ERA
2/15	! No. 8 Oregon St.	8.0	6	6	3	8	7	2	0	0	0	0	1	0	0	5-6	0	1	0	3.38
2/16	! No. 24 Minnesota	9.0	4	1	1	6	10	0	0	0	0	0	0	0	0	11-1	1	1	0	2.12
2/17	!Gonzaga	9.0	6	4	4	6	4	2	0	0	3	0	1	1	0	6-4	2	1	1	2.77
2/18	! No. 7 Oregon St.	8.0	9	5	4	7	3	1	0	1	1	0	1	1	1	0-5	2	2	1	3.18
2/22	Niagara																			
2/23	Niagara																			
2/23	Niagara																			
2/24	Niagara																			
2/27	Arizona																			
3/1	*San Jose St.																			
3/2	*San Jose St.																			
3/3	*San Jose St.																			
3/8	Cal St. Fullerton																			
3/9	Cal St. Fullerton																			
3/10	Cal St. Fullerton																			
3/15	*Nevada																			
3/16	*Nevada																			
3/17	*Nevada																			
3/19	Oklahoma																			
3/20	Oklahoma																			
3/22	*San Diego St.																			
3/23	*San Diego St.																			
3/24	*San Diego St.																			
3/26	New Mexico St.																			
3/29	*UNLV																			
3/30	*UNLV																			
3/31	*UNLV																			
4/2	Texas Tech																			
4/3	Texas Tech																			
4/5	*San Jose St.																			
4/6	*San Jose St.																			
4/7	*San Jose St.																			
4/8	California																			
4/12	*Nevada																			
4/13	*Nevada																			
4/14	*Nevada																			
4/16	New Mexico St.																			
4/18	UC Riverside																			
4/19	UC Riverside																			
4/20	UC Riverside																			
4/23	Texas Tech																			
4/24	Texas Tech																			
4/26	*Fresno St.																			
4/27	*Fresno St.																			
4/28	*Fresno St.																			
4/30	Grand Canyon																			
5/1	Grand Canyon																			
5/3	*Air Force																			
5/4	*Air Force																			
5/5	*Air Force																			
5/10	*UNLV																			
5/11	*UNLV																			
5/12	*UNLV																			
5/16	*San Diego St.																			
5/17	*San Diego St.																			
5/18	*San Diego St.																			
TOTALS		34.0	25	16	12	27	24	5	0	1	4	0	3	2	1	22-16	2	2	1	3.18



UNIVERSITY OF NEW MEXICO

2019 BASEBALL



GAME HIGHS

TEAM GAME HIGHS (2019)

Batting

At Bats:	40	vs. Minnesota (2/16/19)
Runs Scored:	11	vs. Minnesota (2/16/19)
Hits:	15	vs. Minnesota (2/16/19)
RBI's:	9	vs. Minnesota (2/16/19)
Doubles:	5	vs. Minnesota (2/16/19)
Triples:	1	vs. Gonzaga (2/17/19)
Home Runs:	1	vs. Oregon State (2/18/19)
		vs. Gonzaga (2/17/19)
Total Bases:	20	vs. Minnesota (2/16/19)
Walks:	6	vs. Minnesota (2/16/19)
Strikeouts:	9	vs. Oregon State (2/18/19)
Sac Hits:	2	vs. Oregon State (2/18/19)
Sac Flies:	1	vs. Gonzaga (2/17/19)
Stolen Bases:		
Hit-By-Pitch:	2	vs. Minnesota (2/16/19)
Caught Stealing:	1	vs. Minnesota (2/16/19)
Runners LOB:	11	vs. Minnesota (2/16/19)
Hit Into DP:	2	vs. Oregon State (2/18/19)
		vs. Minnesota (2/16/19)
		vs. Gonzaga (2/17/19)

Fielding

Putouts:	27	vs. Minnesota (2/16/19)
		vs. Gonzaga (2/17/19)
Assists:	10	vs. Gonzaga (2/17/19)
Errors:	3	vs. Oregon State (2/15/19)
Passed Balls:	1	vs. Oregon State (2/15/19)
DPs Turned:	1	vs. Gonzaga (2/17/19)
		vs. Oregon State (2/18/19)

Pitching

Innings Pitched:	9.0	vs. Minnesota (2/16/19)
		vs. Gonzaga (2/17/19)
Runs Allowed:	6	vs. Oregon State (2/15/19)
Earned Runs:	4	vs. Gonzaga (2/17/19)
		vs. Oregon State (2/18/19)
Walks Allowed:	8	vs. Oregon State (2/15/19)
Strikeouts:	10	vs. Minnesota (2/16/19)
Hits Allowed:	9	vs. Oregon State (2/18/19)
Doubles Allowed:	2	vs. Oregon State (2/15/19)
Triples Allowed:		
Homers Allowed:	1	vs. Oregon State (2/18/19)
Wild Pitches:	3	vs. Gonzaga (2/17/18)
Hit Batters:	1	vs. Oregon State (2/15/19)
		vs. Gonzaga (2/17/19)
		vs. Oregon State (2/18/19)

INDIVIDUAL GAME HIGHS (2019)

Batting

At Bats:	6	Derek Marshall Jr. vs. Minnesota (2/16/19)
Runs Scored:	3	Justin Watari vs. Minnesota (2/16/19)
Hits:	4	Tanner Baker vs. Minnesota (2/16/19)
		Jared Mang vs. Minnesota (2/16/19)
RBI's:	4	Jared Mang vs. Minnesota (2/16/19)
Doubles:	2	vs. Hayden Schilling vs. Minnesota (2/16/19)
		Jared Mang vs. Minnesota (2/16/19)
		Derek Marshall Jr. vs. Oregon State (2/18/19)
Triples:	1	Connor Mang vs. Gonzaga (2/17/19)
Home Runs:	1	Jared Mang vs. Oregon State (2/15/19)
		Derek Marshall Jr. vs. Gonzaga (2/17/19)
Total Bases:	6	Jared Mang vs. Minnesota (2/16/19)
Walks:	3	Justin Watari vs. Minnesota (2/16/19)
Strikeouts:	3	Connor Mang vs. Minnesota (2/16/19)
Sac Hits:	1	(Five Times)
Sac Flies:	1	Jared Mang vs. Gonzaga (2/17/19)
Stolen Bases:		
Hit-By-Pitch:	1	Tyler Kelly vs. Minnesota (2/16/19)
		Hayden Schilling vs. Minnesota (2/16/19)
Caught Stealing:	1	Tyler Kelly vs. Minnesota (2/16/19)

Fielding

Putouts:	10	Reese O'Farrell vs. Minnesota (2/16/19)
Assists:	5	Justin Watari vs. Gonzaga (2/17/19)
		Hayden Schilling vs. Oregon State (2/18/19)
Errors:	2	Justin Watari vs. Oregon State (2/15/19)
Passed Balls:	1	Reese O'Farrell vs. Oregon State (2/15/19)

Pitching

Innings Pitched:	7.0	Nathaniel Garley vs. Minnesota (2/16/19)
Runs Allowed:	4	Malachi Emond vs. Oregon State (2/15/19)
		Brian Coffey vs. Gonzaga (2/17/19)
Earned Runs:	4	Brian Coffey vs. Gonzaga (2/17/19)
Walks Allowed:	5	Justin Slaten vs. Oregon State (2/15/19)
Strikeouts:	6	Nathaniel Garley vs. Minnesota (2/16/19)
Hits Allowed:	6	Drew Gillespie vs. Oregon State (2/18/19)
Doubles Allowed:	2	Brian Coffey vs. Gonzaga (2/17/19)
Triples Allowed:		
Homers Allowed:	1	Drew Gillespie vs. Oregon State (2/18/19)
Wild Pitches:	3	Brian Coffey vs. Gonzaga (2/17/19)
Hit Batters:	1	Blake Walden vs. Oregon State (2/15/19)
		Chad Smith vs. Gonzaga (2/17/19)
		Drew Gillespie vs. Oregon State (2/18/19)



UNIVERSITY OF NEW MEXICO 2019 BASEBALL



PITCHERS

#12

BLAKE WALDEN

RHP | 6-1 | 204 | SR | Lubbock, Texas (Texas State)



ERA	W-L-S	APP-GS	IP	R	ER	BB	K	OPP. BA
0.00	0-0-0	1-0	1.0	2	0	1	0	.000

Walden's Single-Game Highs

Innings	Season	1.0 vs. Oregon State (2/15/19)
	Career	Same
Longest Start	Season	
	Career	
Shortest Start	Season	
	Career	
Longest Relief	Season	1.0 vs. Oregon State (2/15/19)
	Career	Same
Hits	Season	1 vs. Oregon State (2/15/19)
	Career	Same
Runs	Season	2 vs. Oregon State (2/15/19)
	Career	Same
Earned Runs	Season	
	Career	
Walks	Season	1 vs. Oregon State (2/15/19)
	Career	Same
Strikeouts	Season	
	Career	

GAME-BY-GAME STATISTICS

Date	OPPONENT	GS	IP	H	R	ER	BB	SO	2B	3B	HR	WP	BK	HBP	IBB	Score	W	L	SV	ERA
Feb 15	Oregon State		1.0	0	2	0	1	0	0	0	0	0	0	1	0	5-6	0	0	0	0.00
Totals		0	1.0	0	2	0	1	0	0	0	0	0	0	1	0	5-6	0	0	0	0.00

WALDEN'S CAREER STATS AT UNM

Year	era	w-l	app	qs	cq	sho	sv	ip	h	r	er	bb	so	2b	3b	hr	bf	bavg	wo	hbp	bk	sfa	sha
2019	0.00	0-0	1	0	0	0/0	0	1.0	0	2	0	1	0	0	0	0	6	.000	0	1	0	0	0
TOTAL	0.00	0-0	1	0	0	0/0	0	1.0	0	2	0	1	0	0	0	0	6	.000	0	1	0	0	0



UNIVERSITY OF NEW MEXICO 2019 BASEBALL



PITCHERS

#17

JACK MURANO

RHP | 6-7 | 185 | FR | Rio Rancho, N.M. (Cleveland HS)



ERA	W-L-S	APP-GS	IP	R	ER	BB	K	OPP. BA
13.50	0-0-0	1-0	0.2	1	1	3	0	.500

Murano's Single-Game Highs

Innings	Season	0.2 vs. Oregon State (2/18/19)
	Career	Same
Longest Start	Season	
	Career	
Shortest Start	Season	
	Career	
Longest Relief	Season	0.2 vs. Oregon State (2/18/19)
	Career	Same
Hits	Season	1 vs. Oregon State (2/18/19)
	Career	Same
Runs	Season	1 vs. Oregon State (2/18/19)
	Career	Same
Earned Runs	Season	1 vs. Oregon State (2/18/19)
	Career	Same
Walks	Season	3 vs. Oregon State (2/18/19)
	Career	Same
Strikeouts	Season	
	Career	

GAME-BY-GAME STATISTICS

Date	OPPONENT	GS	IP	H	R	ER	BB	SO	2B	3B	HR	WP	BK	HBP	IBB	Score	W	L	SV	ERA
Feb 18	Oregon State		0.2	1	1	1	3	0	0	0	0	1	0	0	1	0-5	0	0	0	13.50
Totals		0	0.2	1	1	1	3	0	0	0	0	1	0	0	1	0-5	0	0	0	13.50

MURANO'S CAREER STATS AT UNM

Year	era	w-l	app	qs	cq	sho	sv	ip	h	r	er	bb	so	2b	3b	hr	bf	bavg	wo	hbp	bk	sfa	sha
2019	13.50	0-0	1	0	0	0/0	0	0.2	1	1	1	3	0	0	0	0	6	.500	1	0	0	1	0
TOTAL	13.50	0-0	1	0	0	0/0	0	0.2	1	1	1	3	0	0	0	0	6	.500	1	0	0	1	0



UNIVERSITY OF NEW MEXICO 2019 BASEBALL



PITCHERS

#18

MATT FOSTER

LHP | 6-3 | 207 | FR | Plano, Texas (Plano Senior HS)



ERA	W-L-S	APP-GS	IP	R	ER	BB	K	OPP. BA
...

Foster's Single-Game Highs

Innings	Season _____ Career _____
Longest Start	Season _____ Career _____
Shortest Start	Season _____ Career _____
Longest Relief	Season _____ Career _____
Hits	Season _____ Career _____
Runs	Season _____ Career _____
Earned Runs	Season _____ Career _____
Walks	Season _____ Career _____
Strikeouts	Season _____ Career _____

GAME-BY-GAME STATISTICS

Date	OPPONENT	GS	IP	H	R	ER	BB	SO	2B	3B	HR	WP	BK	HBP	IBB	Score	W	L	SV	ERA
Totals																				

FOSTER'S CAREER STATS AT UNM



UNIVERSITY OF NEW MEXICO 2019 BASEBALL



PITCHERS

#19

DREW GILLESPIE

RHP | 6-1 | JR | Albuquerque, N.M. (Sandia HS)



ERA	W-L	APP-GS	IP	R	ER	BB	K	OPP. BA
3.60	0-1-0	1-1	5.0	3	2	3	2	.286

Gillespie's Single-Game Highs

Innings	Season	5.0 vs. Oregon State (2/18/19)
	Career	Same
Longest Start	Season	5.0 vs. Oregon State (2/18/19)
	Career	Same
Shortest Start	Season	5.0 vs. Oregon State (2/18/19)
	Career	Same
Longest Relief	Season	
	Career	4.2 vs. Central Mich. (2/22/18)
Hits	Season	6 vs. Oregon State (2/18/19)
	Career	9 vs. UC Davis (5/18/18)
Runs	Season	3 vs. Oregon State (2/18/19)
	Career	7 at Nevada (4/15/18)
Earned Runs	Season	2 vs. Oregon State (2/18/19)
	Career	7 at Nevada (4/15/18)
Walks	Season	3 vs. Oregon State (2/18/19)
	Career	4 at Oklahoma St. (3/15/17)
Strikeouts	Season	2 vs. Oregon State (2/18/19)
	Career	5 vs. Fresno St. (4/8/18)

GAME-BY-GAME STATISTICS

Date	OPPONENT	GS	IP	H	R	ER	BB	SO	2B	3B	HR	WP	BK	HBP	IBB	Score	W	L	SV	ERA
Feb 18	Oregon State	1	5.0	6	3	2	3	2	0	0	1	0	0	1	0	0-5	0	1	0	3.60
Totals		1	5.0	6	3	2	3	2	0	0	1	0	0	1	0	0-5	0	1	0	3.60

GILLESPIE'S CAREER STATS AT UNM

Year	era	w-l	app	qs	cq	sho	sv	ip	h	r	er	bb	so	2b	3b	hr	bf	bavg	wp	hbp	bk	sfa	sha
2017	6.75	1-1	20	0	0	0/0	1	25.1	32	22	19	18	23	6	0	3	123	.327	6	4	0	0	3
2018	8.28	3-1	24	2	0	0/0	0	50.0	67	49	46	23	42	12	5	4	243	.325	5	8	1	3	3
2019	3.60	0-1	1	1	0	0/0	0	5.0	6	3	2	3	2	0	0	1	25	.286	0	1	0	0	0
TOTAL	7.51	4-3	45	3	0	0/0	1	80.1	105	74	67	44	67	18	5	8	391	.323	11	13	1	3	6



UNIVERSITY OF NEW MEXICO 2019 BASEBALL



PITCHERS

#21

KENNETH WALLER

LHP | 6-2 | 218 | SO | Fort Worth, Texas (Weatherford College)



ERA	W-L-S	APP-GS	IP	R	ER	BB	K	OPP. BA
0.00	1-0-0	1-0	1.2	0	0	0	1	.286

Waller's Single-Game Highs

Innings	Season	1.2 vs. Gonzaga (2/17/19)
	Career	Same
Longest Start	Season	
	Career	
Shortest Start	Season	
	Career	
Longest Relief	Season	1.2 vs. Gonzaga (2/17/19)
	Career	Same
Hits	Season	2 vs. Gonzaga (2/17/19)
	Career	Same
Runs	Season	
	Career	
Earned Runs	Season	
	Career	
Walks	Season	
	Career	
Strikeouts	Season	1 vs. Gonzaga (2/17/19)
	Career	

GAME-BY-GAME STATISTICS

Date	OPPONENT	GS	IP	H	R	ER	BB	SO	2B	3B	HR	WP	BK	HBP	IBB	Score	W	L	SV	ERA
Feb 17	Gonzaga		1.2	2	0	0	0	1	0	0	0	0	0	0	0	6-4	1	0	0	0.00
Totals		0	1.2	2	0	0	0	1	0	0	0	0	0	0	0	6-4	1	0	0	0.00

WALLER'S CAREER STATS AT UNM

Year	era	w-l	app	gs	cg	sho	sv	ip	h	r	er	bb	so	2b	3b	hr	bf	bavg	wp	hbp	bk	sfa	sha
2019	0.00	1-0	1	0	0	0/0	0	1.2	2	0	0	0	1	0	0	0	7	.286	0	0	0	0	0
TOTAL	0.00	1-0	1	0	0	0/0	0	1.2	2	0	0	0	1	0	0	0	7	.286	0	0	0	0	0



UNIVERSITY OF NEW MEXICO 2019 BASEBALL



PITCHERS

#23

NICO GARZA

RHP | 5-11 | 189 | JR | Lubbock, Texas (Cisco JC)



ERA	W-L-S	APP-GS	IP	R	ER	BB	K	OPP. BA
0.00	0-0-0	1-0	1.0	0	0	1	3	.000

Garza's Single-Game Highs

Innings	Season	1.0 vs. Minnesota (2/16/19)
	Career	Same
Longest Start	Season	
	Career	
Shortest Start	Season	
	Career	
Longest Relief	Season	1.0 vs. Minnesota (2/16/19)
	Career	Same
Hits	Season	
	Career	
Runs	Season	
	Career	
Earned Runs	Season	
	Career	
Walks	Season	1 vs. Minnesota (2/16/19)
	Career	Same
Strikeouts	Season	3 vs. Minnesota (2/16/19)
	Career	Same

GAME-BY-GAME STATISTICS

Date	OPPONENT	GS	IP	H	R	ER	BB	SO	2B	3B	HR	WP	BK	HBP	IBB	Score	W	L	SV	ERA
Feb 16	Minnesota		1.0	0	0	0	1	3	0	0	0	0	0	0	0	11-1	0	0	0	0.00
Totals		0	1.0	0	0	0	1	3	0	0	0	0	0	0	0	11-1	0	0	0	0.00

GARZA'S CAREER STATS AT UNM

Year	era	w-l	app	qs	cq	sho	sv	ip	h	r	er	bb	so	2b	3b	hr	bf	bavg	wo	hbp	bk	sfa	sha
2019	0.00	0-0	1	0	0	0/0	0	1.0	0	0	0	1	3	0	0	0	4	.000	0	0	0	0	0
TOTAL	0.00	0-0	1	0	0	0/0	0	1.0	0	0	0	1	3	0	0	0	4	.000	0	0	0	0	0



UNIVERSITY OF NEW MEXICO 2019 BASEBALL



PITCHERS

#25

DREW MARRUFO

RHP | 6-1 | 202 | RsFR | Santa Teresa, N.M. (Santa Teresa HS)



ERA	W-L-S	APP-GS	IP	R	ER	BB	K	OPP. BA
9.00	0-0-0	1-0	1.0	1	1	1	1	.500

Marrufo's Single-Game Highs

Innings	Season	1.0 vs. Oregon State (2/18/19)
	Career	Same
Longest Start	Season	
	Career	
Shortest Start	Season	
	Career	
Longest Relief	Season	1.0 vs. Oregon State (2/18/19)
	Career	Same
Hits	Season	2 vs. Oregon State (2/18/19)
	Career	Same
Runs	Season	1 vs. Oregon State (2/18/19)
	Career	Same
Earned Runs	Season	1 vs. Oregon State (2/18/19)
	Career	Same
Walks	Season	1 vs. Oregon State (2/18/19)
	Career	Same
Strikeouts	Season	1 vs. Oregon State (2/18/19)
	Career	Same

GAME-BY-GAME STATISTICS

Date	OPPONENT	GS	IP	H	R	ER	BB	SO	2B	3B	HR	WP	BK	HBP	IBB	Score	W	L	SV	ERA
Feb 18	Oregon State		1.0	2	1	1	1	1	1	0	0	0	0	0	0	0-5	0	0	0	9.00
Totals		0	1.0	2	1	1	1	1	1	0	0	0	0	0	0	0-5	0	0	0	9.00

MARRUFO'S CAREER STATS AT UNM

Year	era	w-l	app	qs	cq	sho	sv	ip	h	r	er	bb	so	2b	3b	hr	bf	bavg	wo	hbp	bk	sfa	sha
2019	9.00	0-0	1	0	0	0/0	0	1.0	2	1	1	1	1	1	0	0	6	.500	0	0	0	1	0
TOTAL	9.00	0-0	1	0	0	0/0	0	1.0	2	1	1	1	1	1	0	0	6	.500	0	0	0	1	0



UNIVERSITY OF NEW MEXICO 2019 BASEBALL



PITCHERS

#29

CHAD SMITH

RHP | 6-4 | 210 | SR | Albuquerque, N.M. (La Cueva HS)



ERA	W-L-S	APP-GS	IP	R	ER	BB	K	OPP. BA
0.00	0-0-0	1-0	3.0	0	0	2	2	.100

Smith's Single-Game Highs

Innings	Season	3.0 vs. Gonzaga (2/17/19)
	Career	3.1 vs. NMSU (5/2/17)
Longest Start	Season	
	Career	
Shortest Start	Season	
	Career	
Longest Relief	Season	3.0 vs. Gonzaga (2/17/19)
	Career	3.1 vs. NMSU (5/2/17)
Hits	Season	1 vs. Gonzaga (2/17/19)
	Career	6 at Nevada (4/13/18)
Runs	Season	
	Career	6 vs. Arizona (4/2/18)
Earned Runs	Season	
	Career	6 vs. Arizona (4/2/18)
Walks	Season	2 vs. Gonzaga (2/17/19)
	Career	4 vs. Arizona (4/2/18)
Strikeouts	Season	2 vs. Gonzaga (2/17/19)
	Career	4 vs. Oregon St. (2/16/18)

GAME-BY-GAME STATISTICS

Date	OPPONENT	GS	IP	H	R	ER	BB	SO	2B	3B	HR	WP	BK	HBP	IBB	Score	W	L	SV	ERA
Feb 17	Gonzaga		3.0	1	0	0	2	2	0	0	0	0	0	1	0	6-4	0	0	0	0.00
Totals		0	3.0	1	0	0	2	2	0	0	0	0	0	1	0	6-4	0	0	0	0.00

SMITH'S CAREER STATS AT UNM

Year	era	w-l	app	qs	cq	sho	sv	ip	h	r	er	bb	so	2b	3b	hr	bf	bavg	wp	hbp	bk	sfa	sha
2017	17.69	0-1	16	0	0	0/0	0	9.2	23	19	19	5	6	3	0	1	57	.451	2	1	0	0	0
2018	9.78	0-0	17	0	0	0/1	0	23.0	37	29	25	18	10	8	1	2	122	.394	4	5	1	3	2
2019	0.00	0-0	1	0	0	0/0	0	3.0	1	0	0	2	2	0	0	0	13	.100	0	1	0	0	0
TOTAL	11.10	0-1	34	0	0	0/1	0	35.2	61	48	44	25	18	11	1	3	192	.394	6	7	1	3	2



UNIVERSITY OF NEW MEXICO 2019 BASEBALL



PITCHERS

#30

JACK WHITE

RHP | 6-3 | 195 | RsFR | Albuquerque, N.M. (Cibola HS)



ERA	W-L-S	APP-GS	IP	R	ER	BB	K	OPP. BA
0.00	0-0-0	1-0	1.1	0	0	0	0	.000

White's Single-Game Highs

Innings	Season	11 vs. Oregon State (2-18-19)
	Career	Same
Longest Start	Season	
	Career	
Shortest Start	Season	
	Career	
Longest Relief	Season	11 vs. Oregon State (2-18-19)
	Career	Same
Hits	Season	
	Career	
Runs	Season	
	Career	
Earned Runs	Season	
	Career	
Walks	Season	
	Career	
Strikeouts	Season	
	Career	

GAME-BY-GAME STATISTICS

Date	OPPONENT	GS	IP	H	R	ER	BB	SO	2B	3B	HR	WP	BK	HBP	IBB	Score	W	L	SV	ERA
Feb 18	Oregon State		1.1	0	0	0	0	0	0	0	0	0	0	0	0	0-5	0	0	0	0.00
Totals		0	1.1	0	0	0	0	0	0	0	0	0	0	0	0	0-5	0	0	0	0.00

WHITE'S CAREER STATS AT UNM

Year	era	w-l	app	qs	cg	sho	sv	ip	h	r	er	bb	so	2b	3b	hr	bf	bavg	wp	hbp	bk	sfa	sha
2019	0.00	0-0	1	0	0	0/0	0	1.1	0	0	0	0	0	0	0	0	4	.000	0	0	0	0	0
TOTAL	0.00	0-0	1	0	0	0/0	0	1.1	0	0	0	0	0	0	0	0	4	.000	0	0	0	0	0



UNIVERSITY OF NEW MEXICO

2019 BASEBALL



PITCHERS

#32

MALACHI EMOND

RHP | 6-3 | 233 | SR | Coventry, Conn. (Western Oklahoma JC)



ERA	W-L-S	APP-GS	IP	R	ER	BB	K	OPP. BA
9.00	0-1-1	2-0	3.0	4	3	2	3	.357

Emond's Single-Game Highs

Innings	Season	2.0 vs. Oregon State (2/15/19)
	Career	4.2 vs. Fresno St. (4/7/18)
Longest Start	Season	
	Career	
Shortest Start	Season	
	Career	
Longest Relief	Season	2.0 vs. Oregon State (2/15/19)
	Career	4.2 vs. Fresno St. (4/7/18)
Hits	Season	5 vs. Oregon State (2/15/19)
	Career	Same
Runs	Season	4 vs. Oregon State (2/15/19)
	Career	Same
Earned Runs	Season	3 vs. Oregon State (2/15/19)
	Career	3 - done twice
Walks	Season	2 vs. Oregon State (2/15/19)
	Career	4 vs. Air Force (3/24/18)
Strikeouts	Season	2 vs. Oregon State (2/15/19)
	Career	5 - done twice

GAME-BY-GAME STATISTICS

Date	OPPONENT	GS	IP	H	R	ER	BB	SO	2B	3B	HR	WP	BK	HBP	IBB	Score	W	L	SV	ERA
Feb 15	Oregon State	2.0	5	4	3	2	2	1	0	0	0	0	0	0	0	5-6	0	1	0	13.50
Feb 17	Gonzaga	1.0	0	0	0	0	1	0	0	0	0	0	0	0	0	6-4	0	1	1	9.00
Totals		0	3.0	5	4	3	2	3	1	0	0	0	0	0	0	11-10	0	1	1	9.00

EMOND'S CAREER STATS AT UNM

Year	era	w-l	app	gs	cq	sho	sv	ip	h	r	er	bb	so	2b	3b	hr	bf	bavg	wp	hbp	bk	sfa	sha
2018	2.72	3-2	26	0	0	0/0	2	39.2	30	15	12	18	56	6	2	1	167	.211	6	3	0	1	3
2019	9.00	0-1	2	0	0	0/0	1	3.0	5	4	3	2	3	1	0	0	16	.357	0	0	0	0	0
TOTAL	3.16	3-3	28	0	0	0/0	3	42.2	35	19	15	20	59	7	2	1	183	.224	6	3	0	1	3



UNIVERSITY OF NEW MEXICO 2019 BASEBALL



PITCHERS

#37

TREVOR RILEY

RHP | 6-2 | 175 | FR | Poway, Calif. (Poway HS)



ERA	W-L-S	APP-GS	IP	R	ER	BB	K	OPP. BA
...

Riley's Single-Game Highs

Innings	Season _____
	Career _____
Longest Start	Season _____
	Career _____
Shortest Start	Season _____
	Career _____
Longest Relief	Season _____
	Career _____
Hits	Season _____
	Career _____
Runs	Season _____
	Career _____
Earned Runs	Season _____
	Career _____
Walks	Season _____
	Career _____
Strikeouts	Season _____
	Career _____

GAME-BY-GAME STATISTICS

Date	OPPONENT	GS	IP	H	R	ER	BB	SO	2B	3B	HR	WP	BK	HBP	IBB	Score	W	L	SV	ERA
Totals																				

RILEY'S CAREER STATS AT UNM



UNIVERSITY OF NEW MEXICO 2019 BASEBALL



PITCHERS

#41

KYLE CONLEY

LHP | 5-9 | 173 | FR | Spring, Texas (Spring HS)



ERA	W-L-S	APP-GS	IP	R	ER	BB	K	OPP. BA
...

Conley's Single-Game Highs

Innings	Season _____ Career _____
Longest Start	Season _____ Career _____
Shortest Start	Season _____ Career _____
Longest Relief	Season _____ Career _____
Hits	Season _____ Career _____
Runs	Season _____ Career _____
Earned Runs	Season _____ Career _____
Walks	Season _____ Career _____
Strikeouts	Season _____ Career _____

GAME-BY-GAME STATISTICS

Date	OPPONENT	GS	IP	H	R	ER	BB	SO	2B	3B	HR	WP	BK	HBP	IBB	Score	W	L	SV	ERA
Totals																				

CONLEY'S CAREER STATS AT UNM



UNIVERSITY OF NEW MEXICO 2019 BASEBALL



PITCHERS

#43

KEVIN CONLEY

RHP | 5-9 | FR | 155 | Spring, Texas (Spring HS)



ERA	W-L-S	APP-GS	IP	R	ER	BB	K	OPP. BA
...

Conley's Single-Game Highs

Innings	Season _____ Career _____
Longest Start	Season _____ Career _____
Shortest Start	Season _____ Career _____
Longest Relief	Season _____ Career _____
Hits	Season _____ Career _____
Runs	Season _____ Career _____
Earned Runs	Season _____ Career _____
Walks	Season _____ Career _____
Strikeouts	Season _____ Career _____

GAME-BY-GAME STATISTICS

Date	OPPONENT	GS	IP	H	R	ER	BB	SO	2B	3B	HR	WP	BK	HBP	IBB	Score	W	L	SV	ERA
Totals																				

CONLEY'S CAREER STATS AT UNM



UNIVERSITY OF NEW MEXICO 2019 BASEBALL



HITTERS

#3

HAYDEN SCHILLING

INF | L/R | 5-11 | 190 | SR | Santee, Calif. (West Hills HS)



AVG.	H-AB	R	2B	3B	HR	RBI	SLG%	OB%
.400	6-15	2	2	0	0	3	.533	.500

Schilling's Single-Game Highs

Hits	Season	3 vs. Gonzaga (2/17/19)
	Career	4 - done five times
Runs	Season	1 - done twice
	Career	4 vs. Fresno St. (3/31/17)
Doubles	Season	2 vs. Minnesota (2/16/19)
	Career	2 - done four times
Triples	Season	0
	Career	1 - done twice
Home Runs	Season	0
	Career	1 - done three times
RBI's	Season	1 - done three times
	Career	4 - done twice
Walks	Season	2 vs. Oregon State (2/18/19)
	Career	3 at Air Force (5/11/18)
Stolen Bases	Season	0
	Career	1 - done 12 times

GAME-BY-GAME STATISTICS

Date	OPPONENT	GS	AB	R	H	RBI	2B	3B	HR	BB	IBB	SB	CS	HBP	SAC	SF	GDP	K	PO	A	E	Avg
Feb 15	Oregon State	*	3	1	1	1	0	0	0	2	0	0	0	0	0	0	0	1	1	1	0	.333
Feb 16	Minnesota	*	5	1	2	1	2	0	0	0	0	0	0	1	0	0	1	0	0	2	0	.375
Feb 17	Gonzaga	*	4	0	3	1	0	0	0	0	0	0	0	0	0	0	0	0	0	1	0	.500
Feb 18	Oregon State	*	3	0	0	0	0	0	0	0	0	0	0	0	1	0	0	2	0	5	0	.400
Totals			4	15	2	6	3	2	0	0	2	0	0	1	1	0	1	3	1	9	0	.400

SCHILLING'S CAREER STATS AT UNM

Year	avg	gp-gs	ab	r	h	2b	3b	hr	rbi	tb	slg%	bb	hbp	so	gdp	ob%	sf	sh	sb-att	po	a	e	fld%
2015	.250	26-19	76	13	19	5	0	0	14	24	.316	10	1	13	2	.341	1	1	2-5	37	68	4	.963
2017	.317	48-42	161	35	51	9	1	2	30	68	.422	24	5	25	1	.415	3	6	8-14	76	94	8	.955
2018	.348	49-46	178	33	62	15	1	1	30	82	.461	27	8	19	2	.453	1	3	4-8	27	93	12	.909
2019	.400	4-4	15	2	6	2	0	0	3	8	.533	2	1	3	1	.500	0	1	0-0	1	9	0	1.000
TOTAL	.321	127-111	430	83	138	31	2	3	77	182	.423	63	15	60	6	.421	5	11	14-27	141	264	24	.944



UNIVERSITY OF NEW MEXICO 2019 BASEBALL



HITTERS

#4

REESE O'FARRELL

C | R/R | 6-1 | 200 | JR | Burlington, Ontario (Howard College)



AVG.	H-AB	R	2B	3B	HR	RBI	SLG%	OB%
.077	1-13	1	0	0	0	0	.007	.143

O'Farrell's Single-Game Highs

Hits	Season	1 vs. Gonzaga (2/17/19)
	Career	Same
Runs	Season	1 vs. Minnesota (2/16/19)
	Career	Same
Doubles	Season	
	Career	
Triples	Season	
	Career	
Home Runs	Season	
	Career	
RBI's	Season	
	Career	
Walks	Season	1 vs. Minnesota (2/16/19)
	Career	Same
Stolen Bases	Season	
	Career	

GAME-BY-GAME STATISTICS

Date	OPPONENT	GS	AB	R	H	RBI	2B	3B	HR	BB	IBB	SB	CS	HBP	SAC	SF	GDP	K	PO	A	E	Avg
Feb 15	Oregon State	*	4	0	0	0	0	0	0	0	0	0	0	0	0	0	0	0	7	0	0	.000
Feb 16	Minnesota	*	3	1	0	0	0	0	1	0	0	0	0	0	1	0	0	0	10	0	0	.000
Feb 17	Gonzaga	*	4	0	1	0	0	0	0	0	0	0	0	0	0	0	0	0	6	1	0	.091
Feb 18	Oregon State	*	2	0	0	0	0	0	0	0	0	0	0	0	1	0	0	1	4	0	0	.077
Totals			4	13	1	1	0	0	0	1	0	0	0	0	2	0	0	1	27	1	0	.077

O'FARRELL'S CAREER STATS AT UNM

Year	avg	gp-gs	ab	r	h	2b	3b	hr	rbi	tb	slg%	bb	hbp	so	gdp	ob%	sf	sh	sb-att	po	a	e	fld%
2019	.077	4-4	13	1	1	0	0	0	0	1	.077	1	0	1	0	.143	0	2	0-0	27	1	0	1.000
TOTAL	.077	4-4	13	1	1	0	0	0	0	1	.077	1	0	1	0	.143	0	2	0-0	27	1	0	1.000



UNIVERSITY OF NEW MEXICO 2019 BASEBALL



HITTERS

#5

JUSTIN WATARI

INF | L/R | 5-6 | 158 | JR | Roseville, Calif. (Woodcreek HS)



AVG.	H-AB	R	2B	3B	HR	RBI	SLG%	OB%
.250	3-12	4	0	0	0	1	.250	.471

Watari's Single-Game Highs

Hits	Season	2 vs. Minnesota (2/16/19)
	Career	4 - done twice
Runs	Season	3 vs. Minnesota (2/16/19)
	Career	3 - done seven times
Doubles	Season	
	Career	2 vs. UNLV (4/21/18)
Triples	Season	
	Career	1 - done twice
Home Runs	Season	
	Career	1 vs. UC Davis (5/20/18)
RBI's	Season	1 vs. Minnesota (2/16/19)
	Career	3 at Grand Caynon (4/25/18)
Walks	Season	3 vs. Minnesota (2/16/19)
	Career	3 - done four times
Stolen Bases	Season	
	Career	2 at San Jose St. (4/29/18)

GAME-BY-GAME STATISTICS

Date	OPPONENT	GS	AB	R	H	RBI	2B	3B	HR	BB	IBB	SB	CS	HBP	SAC	SF	GDP	K	PO	A	E	Avg
Feb 15	Oregon State	*	4	0	1	0	0	0	0	0	0	0	0	0	1	0	0	0	0	1	2	.250
Feb 16	Minnesota	*	3	3	2	1	0	0	3	0	0	0	0	0	0	0	0	1	3	3	0	.429
Feb 17	Gonzaga	*	2	1	0	0	0	0	1	0	0	0	0	0	1	0	0	0	2	5	1	.333
Feb 18	Oregon State	*	3	0	0	0	0	0	1	0	0	0	0	0	0	0	0	0	1	2	0	.250
Totals			4	12	4	3	1	0	0	5	0	0	0	0	2	0	0	1	6	11	3	.250

WATARI'S CAREER STATS AT UNM

Year	avg	gp-gs	ab	r	h	2b	3b	hr	rbi	tb	slg%	bb	hbp	so	gdp	ob%	sf	sh	sb-att	po	a	e	fld%
2017	.268	35-26	82	29	22	4	0	0	12	26	.317	32	1	22	1	.474	1	1	1-2	32	79	4	.965
2018	.321	46-44	159	35	51	11	2	1	25	69	.434	33	1	15	5	.438	1	12	6-8	67	123	6	.969
2019	.250	4-4	12	4	3	0	0	0	1	3	.250	5	0	1	0	.471	0	2	0-0	6	11	3	.850
TOTAL	.300	85-74	253	68	76	15	2	1	38	98	.387	70	2	38	6	.453	2	15	7-10	105	213	13	.961



UNIVERSITY OF NEW MEXICO 2019 BASEBALL



HITTERS

#6

BRAYDEN MERRITT

OF | L/R | 5-9 | 175 | SO | Chandler, Ariz. (Hamilton HS)



AVG.	H-AB	R	2B	3B	HR	RBI	SLG%	OB%
.077	1-13	3	0	0	0	0	.077	.200

Merritt's Single-Game Highs

Hits	Season	1 vs. Oregon State (2/15/19)
	Career	4 vs. UNLV (4/22/18)
Runs	Season	1 - done three times
	Career	3 vs. Nevada (3/3/18)
Doubles	Season	
	Career	1 - done seven times
Triples	Season	
	Career	
Home Runs	Season	
	Career	1 - done twice
RBI's	Season	
	Career	2 - done four times
Walks	Season	1 - done twice
	Career	1 - done 12 times
Stolen Bases	Season	
	Career	1 - done twice

GAME-BY-GAME STATISTICS

Date	OPPONENT	GS	AB	R	H	RBI	2B	3B	HR	BB	IBB	SB	CS	HBP	SAC	SF	GDP	K	PO	A	E	Avg
Feb 15	Oregon State	*	3	1	1	0	0	0	0	1	0	0	0	0	0	0	0	1	2	0	0	.333
Feb 16	Minnesota	*	5	1	0	0	0	0	0	0	0	0	0	0	0	0	0	1	1	0	0	.125
Feb 17	Gonzaga	*	3	1	0	0	0	0	0	1	0	0	0	0	0	0	0	1	1	0	0	.091
Feb 18	Oregon State	*	2	0	0	0	0	0	0	0	0	0	0	0	0	0	0	1	5	0	0	.077
Totals			4	13	3	1	0	0	0	2	0	0	0	0	0	0	0	4	9	0	0	.077

MERRITT'S CAREER STATS AT UNM

Year	avg	gp-gs	ab	r	h	2b	3b	hr	rbi	tb	slg%	bb	hbp	so	gdp	ob%	sf	sh	sb-alt	po	a	e	fld%
2018	.293	48-39	140	23	41	7	0	2	20	54	.386	10	2	23	3	.344	2	3	2-4	96	0	3	.970
2019	.077	4-4	13	3	1	0	0	0	0	1	.077	2	0	4	0	.200	0	0	0-0	9	0	0	1.000
TOTAL	.275	52-43	153	26	42	7	0	2	20	55	.359	12	2	27	3	.331	2	3	2-4	105	0	3	.972



UNIVERSITY OF NEW MEXICO 2019 BASEBALL



HITTERS

#7

JEFF DEIMLING

OF | R/R | 6-0 | 195 | RsSR | Albuquerque, N.M. (La Cueva HS)



AVG.	H-AB	R	2B	3B	HR	RBI	SLG%	OB%
.400	2-5	0	0	0	0	0	.400	.400

Deimling's Single-Game Highs

Hits	Season	2 vs. Oregon State (2/15/19)
	Career	4 - done four times
Runs	Season	
	Career	4 vs. UC Davis (5/19/18)
Doubles	Season	
	Career	1 - done seven times
Triples	Season	
	Career	1 vs. Central Mich. (2/22/18)
Home Runs	Season	
	Career	1 - done twice
RBI's	Season	
	Career	4 - done twice
Walks	Season	
	Career	2 - done three times
Stolen Bases	Season	
	Career	1 vs. NMSU (5/8/18)

GAME-BY-GAME STATISTICS

Date	OPPONENT	GS	AB	R	H	RBI	2B	3B	HR	BB	IBB	SB	CS	HBP	SAC	SF	GDP	K	PO	A	E	Avg
Feb 15	Oregon State	*	4	0	2	0	0	0	0	0	0	0	0	0	0	0	1	0	0	0	0	.500
Feb 18	Oregon State	1	0	0	0	0	0	0	0	0	0	0	0	0	0	0	0	0	0	0	0	.400
Totals		1	5	0	2	0	0	0	0	0	0	0	0	0	0	0	1	0	0	0	0	.400

DEIMLING'S CAREER STATS AT UNM

Year	avg	gp-gs	ab	r	h	2b	3b	hr	rbi	tb	slg%	bb	hbp	so	gdp	ob%	sf	sh	sb-att	po	a	e	fld%
2017	1.000	1-0	1	0	1	0	0	0	1	1	1.000	0	0	0	0	1.000	0	0	0-0	0	0	0	.000
2018	.321	45-30	137	21	44	7	1	2	27	59	.431	13	4	32	4	.396	0	1	1-4	190	11	7	.966
2019	.400	2-1	5	0	2	0	0	0	0	2	.400	0	0	0	1	.400	0	0	0-0	0	0	0	.000
TOTAL	.329	48-31	143	21	47	7	1	2	28	62	.434	13	4	32	5	.400	0	1	1-4	190	11	7	.966



UNIVERSITY OF NEW MEXICO 2019 BASEBALL



HITTERS

#9

EDIBERTO REYES

INF/C | R/R | 5-11 | 178 | FR | McAllen, Texas (Valley View HS)



AVG.	H-AB	R	2B	3B	HR	RBI	SLG%	OB%
...

Reyes' Single-Game Highs

Hits	Season _____ Career _____
Runs	Season _____ Career _____
Doubles	Season _____ Career _____
Triples	Season _____ Career _____
Home Runs	Season _____ Career _____
RBI	Season _____ Career _____
Walks	Season _____ Career _____
Stolen Bases	Season _____ Career _____

GAME-BY-GAME STATISTICS

Date	OPPONENT	GS	AB	R	H	RBI	2B	3B	HR	BB	IBB	SB	CS	HBP	SAC	SF	GDP	K	PO	A	E	Avg
Totals																						

REYES' CAREER STATS AT UNM



UNIVERSITY OF NEW MEXICO 2019 BASEBALL



HITTERS

#11

CAMERON STEVENSON

INF | R/R | 6-1 | 195 | FR | Roswell, N.M. (Goddard HS)



AVG.	H-AB	R	2B	3B	HR	RBI	SLG%	OB%
...

Stevenson's Single-Game Highs

Hits	Season _____
	Career _____
Runs	Season _____
	Career _____
Doubles	Season _____
	Career _____
Triples	Season _____
	Career _____
Home Runs	Season _____
	Career _____
RBIs	Season _____
	Career _____
Walks	Season _____
	Career _____
Stolen Bases	Season _____
	Career _____

GAME-BY-GAME STATISTICS

Date	OPPONENT	GS	AB	R	H	RBI	2B	3B	HR	BB	IBB	SB	CS	HBP	SAC	SF	GDP	K	PO	A	E	Avg
Totals																						

STEVENSON'S CAREER STATS AT UNM



UNIVERSITY OF NEW MEXICO 2019 BASEBALL



HITTERS

#13

CONNOR MANG

INF | R/R | 5-11 | 200 | RsSO | Los Alamos, N.M. (Los Alamos HS)



AVG.	H-AB	R	2B	3B	HR	RBI	SLG%	OB%
.438	6-14	1	2	1	0	2	.688	.471

Mang's Single-Game Highs

Hits	Season	3 - done twice
	Career	3 - done 10 times
Runs	Season	1 vs. Oregon State (2/15/19)
	Career	2 - done eight times
Doubles	Season	1 - done twice
	Career	1 - done 12 times
Triples	Season	1 vs. Gonzaga (2/17/19)
	Career	1 - done four times
Home Runs	Season	
	Career	1 - done twice
RBI's	Season	2 vs. Gonzaga (2/17/19)
	Career	4 vs. Central Mich. (2/22/18)
Walks	Season	1 vs. Minnesota (2/16/19)
	Career	2 - done three times
Stolen Bases	Season	
	Career	1 - done twice

GAME-BY-GAME STATISTICS

Date	OPPONENT	GS	AB	R	H	RBI	2B	3B	HR	BB	IBB	SB	CS	HBP	SAC	SF	GDP	K	PO	A	E	Avg
Feb 15	Oregon State	*	4	1	1	0	1	0	0	0	0	0	0	0	0	0	0	2	0	2	0	.250
Feb 16	Minnesota	*	4	0	0	0	0	0	0	1	0	0	0	0	0	0	0	3	1	1	0	.125
Feb 17	Gonzaga	*	4	0	3	2	0	1	0	0	0	0	0	0	0	0	0	1	2	0	0	.333
Feb 18	Oregon State	*	4	0	3	0	1	0	0	0	0	0	0	0	0	0	0	1	0	0	1	.438
Totals			4	16	1	7	2	2	1	0	1	0	0	0	0	0	0	7	3	4	0	.438

MANG'S CAREER STATS AT UNM

Year	avg	gp-gs	ab	r	h	2b	3b	hr	rbi	tb	slg%	bb	hbp	so	gdp	ob%	sf	sh	sb-alt	po	a	e	fld%
2017	.000	3-0	2	2	0	0	0	0	0	0	.000	1	0	0	0	.333	0	0	0-0	0	0	0	.000
2018	.326	48-48	172	35	56	10	3	2	27	78	.453	24	5	31	4	.421	1	2	2-3	245	47	4	.986
2019	.438	4-4	16	1	7	2	1	0	2	11	.688	1	0	7	0	.471	0	0	0-0	3	4	0	1.000
TOTAL	.332	55-52	190	38	63	12	4	2	29	89	.468	26	5	38	4	.423	1	2	2-3	248	51	4	.987



UNIVERSITY OF NEW MEXICO 2019 BASEBALL



HITTERS

#14

DEREK MARSHALL JR.

INF/OF | R/R | 6-1 | 233 | RsSO | Los Angeles, Calif. (Loyola HS)



AVG.	H-AB	R	2B	3B	HR	RBI	SLG%	OB%
.250	4-16	3	2	0	1	2	.563	.294

Marshall Jr.'s Single-Game Highs

Hits	Season: 2 vs. Oregon State (2/18/19)
	Career: 3 at Air Force (5/11/18)
Runs	Season: 1 - done three times
	Career: 2 - done twice
Doubles	Season: 2 vs. Oregon State (2/18/19)
	Career: 2 - done twice
Triples	Season: 0
	Career: 1 at Air Force (5/13/18)
Home Runs	Season: 1 vs. Gonzaga (2/17/19)
	Career: 1 - done four times
RBI	Season: 2 vs. Gonzaga (2/17/19)
	Career: 3 vs. UC Davis (5/19/18)
Walks	Season: 1 vs. Oregon State (2/15/19)
	Career: 1 - done eight times
Stolen Bases	Season: 0
	Career: 1 vs. Columbia (3/16/18)

GAME-BY-GAME STATISTICS

Date	OPPONENT	GS	AB	R	H	RBI	2B	3B	HR	BB	IBB	SB	CS	HBP	SAC	SF	GDP	K	PO	A	E	Avg
Feb 15	Oregon State	*	3	1	1	0	0	0	0	1	0	0	0	0	0	0	0	1	7	2	0	.333
Feb 16	Minnesota	*	6	1	0	0	0	0	0	0	0	0	0	0	0	0	1	1	9	0	0	.111
Feb 17	Gonzaga	*	4	1	1	2	0	0	1	0	0	0	0	0	0	0	0	2	8	2	0	.154
Feb 18	Oregon State	*	3	0	2	0	2	0	0	0	0	0	0	0	0	0	0	1	7	1	1	.250
Totals			4	16	3	4	2	0	1	1	0	0	0	0	0	0	1	5	31	5	1	.250

MARSHALL JR'S CAREER STATS AT UNM

Year	avg	gp-gs	ab	r	h	2b	3b	hr	rbi	tb	slg%	bb	hbp	so	gdp	ob%	sf	sh	sb-att	po	a	e	fld%
2018	.245	38-24	106	13	26	8	1	3	19	45	.425	7	3	29	5	.305	2	0	1-2	65	0	3	.956
2019	.250	4-4	16	3	4	2	0	1	2	9	.563	1	0	5	1	.294	0	0	0-0	31	5	1	.973
TOTAL	.246	42-28	122	16	30	10	1	4	21	54	.443	8	3	34	6	.304	2	0	1-2	96	5	4	.962



UNIVERSITY OF NEW MEXICO 2019 BASEBALL



HITTERS

#15

JARED MANG

OF | R/R | 5-9 | 200 | SR | Los Alamos, N.M. (Los Alamos HS)



AVG.	H-AB	R	2B	3B	HR	RBI	SLG%	OB%
.429	6-14	5	2	0	1	7	.786	.526

Mang's Single-Game Highs

Hits	Season 4 vs. Minnesota (2/16/19)
	Career 5 - done twice
Runs	Season 2 - done twice
	Career 4 - done six times
Doubles	Season 2 vs. Minnesota (2/16/19)
	Career 2 - done four times
Triples	Season
	Career 1 - done four times
Home Runs	Season 1 vs. Oregon State (2/15/19)
	Career 2 at San Diego St. (4/30/17)
RBI's	Season 4 vs. Minnesota (2/16/19)
	Career 6 - done twice
Walks	Season 1 - done four times
	Career 3 vs. Central Mich. (2/22/18)
Stolen Bases	Season
	Career 1 - done nine times

GAME-BY-GAME STATISTICS

Date	OPPONENT	GS	AB	R	H	RBI	2B	3B	HR	BB	IBB	SB	CS	HBP	SAC	SF	GDP	K	PO	A	E	Avg
Feb 15	Oregon State	*	4	1	1	2	0	0	1	1	1	0	0	0	0	0	1	0	1	0	0	.250
Feb 16	Minnesota	*	5	2	4	4	2	0	0	1	0	0	0	0	0	0	0	1	0	0	0	.556
Feb 17	Gonzaga	*	2	2	1	1	0	0	0	1	1	0	0	0	0	1	0	0	3	0	0	.545
Feb 18	Oregon State	*	3	0	0	0	0	0	0	1	0	0	0	0	0	0	0	0	2	0	0	.429
Totals			4	14	5	6	7	2	0	4	2	0	0	0	0	1	1	1	7	0	0	.429

MANG'S CAREER STATS AT UNM

Year	avg	gp-gs	ab	r	h	2b	3b	hr	rbi	tb	slg%	bb	hbp	so	gdp	ob%	sf	sh	sb-alt	po	a	e	fld%
2016	.291	59-48	175	37	51	10	2	3	30	74	.423	25	4	28	2	.383	5	3	3-4	66	18	4	.955
2017	.373	57-57	241	63	90	17	2	9	62	138	.573	20	6	27	3	.433	1	3	4-6	114	4	1	.992
2018	.284	29-29	102	27	29	3	0	8	29	56	.549	19	9	20	2	.438	0	1	2-3	49	5	2	.964
2019	.429	4-4	14	5	6	2	0	1	7	11	.786	4	0	1	1	.526	1	0	0-0	7	0	0	1.000
TOTAL	.331	149-138	532	132	176	32	4	21	128	279	.524	68	19	76	8	.420	7	7	9-13	236	27	7	.974



UNIVERSITY OF NEW MEXICO 2019 BASEBALL



HITTERS

#16

TANNER BAKER

OF | L/R | 6-1 | 199 | JR | Phoenix, Ariz. (South Mountain CC)



AVG.	H-AB	R	2B	3B	HR	RBI	SLG%	OB%
.462	6-13	1	1	0	0	2	.538	.462

Baker's Single-Game Highs

Hits	Season	4 vs. Minnesota (2/16/19)
	Career	Same
Runs	Season	1 vs. Minnesota (2/16/19)
	Career	Same
Doubles	Season	1 vs. Minnesota (2/16/19)
	Career	Same
Triples	Season	
	Career	
Home Runs	Season	
	Career	
RBI's	Season	2 vs. Minnesota (2/16/19)
	Career	Same
Walks	Season	
	Career	
Stolen Bases	Season	
	Career	

GAME-BY-GAME STATISTICS

Date	OPPONENT	GS	AB	R	H	RBI	2B	3B	HR	BB	IBB	SB	CS	HBP	SAC	SF	GDP	K	PO	A	E	Avg
Feb 16	Minnesota	*	5	1	4	2	1	0	0	0	0	0	0	0	0	0	0	1	1	0	0	.800
Feb 17	Gonzaga	*	4	0	1	0	0	0	0	0	0	0	0	0	0	0	0	1	3	0	0	.556
Feb 18	Oregon State	*	4	0	1	0	0	0	0	0	0	0	0	0	0	0	0	2	2	0	0	.462
Totals		3	13	1	6	2	1	0	0	0	0	0	0	0	0	0	0	4	6	0	0	.462

BAKER'S CAREER STATS AT UNM

Year	avg	gp-gs	ab	r	h	2b	3b	hr	rbi	tb	slg%	bb	hbp	so	gdp	ob%	sf	sh	sb-att	po	a	e	fld%
2019	.462	3-3	13	1	6	1	0	0	2	7	.538	0	0	4	0	.462	0	0	0-0	6	0	0	1.000
TOTAL	.462	3-3	13	1	6	1	0	0	2	7	.538	0	0	4	0	.462	0	0	0-0	6	0	0	1.000



UNIVERSITY OF NEW MEXICO 2019 BASEBALL



HITTERS

#20

JOSEPH HAGOPIAN

INF | L/R | 5-11 | 170 | FR | West Sacramento, Calif. (Jesuit HS)



AVG.	H-AB	R	2B	3B	HR	RBI	SLG%	OB%
...

Hagopian's Single-Game Highs

Hits	Season _____	Career _____
Runs	Season _____	Career _____
Doubles	Season _____	Career _____
Triples	Season _____	Career _____
Home Runs	Season _____	Career _____
RBI	Season _____	Career _____
Walks	Season _____	Career _____
Stolen Bases	Season _____	Career _____

GAME-BY-GAME STATISTICS

Date	OPPONENT	GS	AB	R	H	RBI	2B	3B	HR	BB	IBB	SB	CS	HBP	SAC	SF	GDP	K	PO	A	E	Avg
Totals																						

HAGOPIAN'S CAREER STATS AT UNM



UNIVERSITY OF NEW MEXICO 2019 BASEBALL



HITTERS

#24

ADAM ADKINS

OF | R/R | 6-3 | 202 | SR | Denver, Colo. (West Texas A&M)



AVG.	H-AB	R	2B	3B	HR	RBI	SLG%	OB%
...

Adkins' Single-Game Highs

Hits	Season _____ Career _____
Runs	Season _____ Career _____
Doubles	Season _____ Career _____
Triples	Season _____ Career _____
Home Runs	Season _____ Career _____
RBI	Season _____ Career _____
Walks	Season _____ Career _____
Stolen Bases	Season _____ Career _____

GAME-BY-GAME STATISTICS

Date	OPPONENT	GS	AB	R	H	RBI	2B	3B	HR	BB	IBB	SB	CS	HBP	SAC	SF	GDP	K	PO	A	E	Avg
Totals																						

ADKINS' CAREER STATS AT UNM



UNIVERSITY OF NEW MEXICO 2019 BASEBALL



HITTERS

#26

NICK ATKINS

INF | R/R | 5-8 | 152 | SO | Venice, Calif. (Venice HS)



AVG.	H-AB	R	2B	3B	HR	RBI	SLG%	OB%
...

Atkins' Single-Game Highs

Hits	Season _____ Career 2 - done twice
Runs	Season _____ Career 3 at Grand Canyon (4/25/18)
Doubles	Season _____ Career _____
Triples	Season _____ Career _____
Home Runs	Season _____ Career _____
RBIs	Season _____ Career _____
Walks	Season _____ Career 1 vs. Columbia (3/16/18)
Stolen Bases	Season _____ Career 1 at Grand Canyon (4/25/18)

GAME-BY-GAME STATISTICS

Date	OPPONENT	GS	AB	R	H	RBI	2B	3B	HR	BB	IBB	SB	CS	HBP	SAC	SF	GDP	K	PO	A	E	Avg
Totals																						

ATKINS' CAREER STATS AT UNM

Year	avg	gp-gs	ab	r	h	2b	3b	hr	rbi	tb	slg%	bb	hbp	so	gdp	ob%	sf	sh	sb-att	po	a	e	fld%
2018	.186	22-13	43	7	8	0	0	0	0	8	.186	1	1	9	1	.222	0	1	1-1	21	33	4	.931
TOTAL	.186	22-13	43	7	8	0	0	0	0	8	.186	1	1	9	1	.222	0	1	1-1	21	33	4	.931



UNIVERSITY OF NEW MEXICO 2019 BASEBALL



HITTERS

#27

TYLER KELLY

INF | R/R | 5-9 | 170 | FR | Cottonwood, Ariz. (Mingus HS)



AVG.	H-AB	R	2B	3B	HR	RBI	SLG%	OB%
.313	5-16	2	0	0	0	3	.313	.353

Kelly's Single-Game Highs

Hits	Season	3 vs. Minnesota (2/16/19)
	Career	Same
Runs	Season	1 - done twice
	Career	Same
Doubles	Season	
	Career	
Triples	Season	
	Career	
Home Runs	Season	
	Career	
RBI's	Season	2 vs. Oregon State (2/15/19)
	Career	Same
Walks	Season	
	Career	
Stolen Bases	Season	
	Career	

GAME-BY-GAME STATISTICS

Date	OPPONENT	GS	AB	R	H	RBI	2B	3B	HR	BB	IBB	SB	CS	HBP	SAC	SF	GDP	K	PO	A	E	Avg
Feb 15	Oregon State	*	4	0	1	2	0	0	0	0	0	0	0	0	0	0	0	1	4	0	0	.250
Feb 16	Minnesota	*	4	1	3	1	0	0	0	0	0	0	1	1	0	0	0	0	0	0	0	.500
Feb 17	Gonzaga	*	4	1	1	0	0	0	0	0	0	0	0	0	0	0	1	0	0	0	0	.417
Feb 18	Oregon State	*	4	0	0	0	0	0	0	0	0	0	0	0	0	0	0	1	0	0	0	.312
Totals			4	16	2	5	3	0	0	0	0	0	1	1	0	0	1	2	4	0	0	.312

KELLY'S CAREER STATS AT UNM

Year	avg	gp-gs	ab	r	h	2b	3b	hr	rbi	tb	slg%	bb	hbp	so	gdp	ob%	sf	sh	sb-att	po	a	e	fld%
2019	.313	4-4	16	2	5	0	0	0	3	5	.313	0	1	2	1	.353	0	0	0-1	4	0	0	1.000
TOTAL	.313	4-4	16	2	5	0	0	0	3	5	.313	0	1	2	1	.353	0	0	0-1	4	0	0	1.000



UNIVERSITY OF NEW MEXICO 2019 BASEBALL



HITTERS

#31

ZACK DOAK

INF | R/R | 6-0 | 195 | FR | Tulsa, Okla. (Tulsa Union HS)



AVG.	H-AB	R	2B	3B	HR	RBI	SLG%	OB%
...

Doak's Single-Game Highs

Hits	Season _____ Career _____
Runs	Season _____ Career _____
Doubles	Season _____ Career _____
Triples	Season _____ Career _____
Home Runs	Season _____ Career _____
RBI's	Season _____ Career _____
Walks	Season _____ Career _____
Stolen Bases	Season _____ Career _____

GAME-BY-GAME STATISTICS

Date	OPPONENT	GS	AB	R	H	RBI	2B	3B	HR	BB	IBB	SB	CS	HBP	SAC	SF	GDP	K	PO	A	E	Avg
Totals																						

DOAK'S CAREER STATS AT UNM



UNIVERSITY OF NEW MEXICO 2019 BASEBALL



HITTERS

#34

DANIEL DURAZO

OF | L/R | 5-11 | 190 | FR | Nogales, Ariz. (Salpointe Catholic HS)



AVG.	H-AB	R	2B	3B	HR	RBI	SLG%	OB%
...

Durazo's Single-Game Highs

Hits	Season _____ Career _____
Runs	Season _____ Career _____
Doubles	Season _____ Career _____
Triples	Season _____ Career _____
Home Runs	Season _____ Career _____
RBI	Season _____ Career _____
Walks	Season _____ Career _____
Stolen Bases	Season _____ Career _____

GAME-BY-GAME STATISTICS

Date	OPPONENT	GS	AB	R	H	RBI	2B	3B	HR	BB	IBB	SB	CS	HBP	SAC	SF	GDP	K	PO	A	E	Avg
Totals																						

DURAZO'S CAREER STATS AT UNM



UNIVERSITY OF NEW MEXICO 2019 BASEBALL



HITTERS

#35

MICAH PIETILA-WIGGS

UTL | R/R | 5-9 | 166 | FR | Chula Vista, Calif. (Eastlake HS)



AVG.	H-AB	R	2B	3B	HR	RBI	SLG%	OB%
...

Pietila-Wiggs' Single-Game Highs

Hits	Season _____
	Career _____
Runs	Season _____
	Career _____
Doubles	Season _____
	Career _____
Triples	Season _____
	Career _____
Home Runs	Season _____
	Career _____
RBI's	Season _____
	Career _____
Walks	Season _____
	Career _____
Stolen Bases	Season _____
	Career _____

GAME-BY-GAME STATISTICS

Date	OPPONENT	GS	AB	R	H	RBI	2B	3B	HR	BB	IBB	SB	CS	HBP	SAC	SF	GDP	K	PO	A	E	Avg
Feb 18	Oregon State		0	0	0	0	0	0	0	0	0	0	0	0	0	0	0	0	1	0	0	.000
Totals		0	0	0	0	0	0	0	0	0	0	0	0	0	0	0	0	0	1	0	0	.000

PIETILA-WIGGS' CAREER STATS AT UNM

Year	avg	gp-gs	ab	r	h	2b	3b	hr	rbi	tb	slq%	bb	hbp	so	gdp	ob%	sf	sh	sb-att	po	a	e	fld%
2019	.000	1-0	0	0	0	0	0	0	0	0	.000	0	0	0	0	.000	0	0	0-0	1	0	0	1.000
TOTAL	.000	1-0	0	0	0	0	0	0	0	0	.000	0	0	0	0	.000	0	0	0-0	1	0	0	1.000



UNIVERSITY OF NEW MEXICO 2019 BASEBALL



GAME-BY-GAME LINE SCORES

GAME #1

Feb 15, 2019 at Surprise, Ariz.

Score by Innings	1	2	3	4	5	6	7	8	9	R	H	E	
New Mexico	0	1	0	0	0	3	0	0	1	-	5	9	3
Oregon State	0	0	0	0	0	0	3	0	3	-	6	6	0

WP-Eisert, Brandon (1-0) LP-EMOND, Malachi (0-1) T-3:15 A-1947
HR NM - MANG, Jared

GAME #2

Feb 16, 2019 at Surprise, AZ

Score by Innings	1	2	3	4	5	6	7	8	9	R	H	E	
New Mexico	1	0	2	2	0	0	1	1	4	-	11	15	0
Minnesota	0	0	0	1	0	0	0	0	0	-	1	4	4

WP-GARLEY, Nathaniel (1-0) LP-Fredrickson, Patrick (0-1) T-3:26 A-487

GAME #3

Feb 17, 2019 at Surprise, Ariz.

Score by Innings	1	2	3	4	5	6	7	8	9	R	H	E	
Gonzaga	1	1	0	2	0	0	0	0	0	-	4	6	0
New Mexico	2	0	0	2	1	0	1	0	X	-	6	11	1

WP-WALLER, Kenneth (1-0) Save-EMOND, Malachi(1) LP-LARDNER, M. (0-1) T-3:05 A-466
HR NM - MARSHALL JR, Derek (1)

GAME #4

Feb 18, 2019 at Surprise, Ariz.

Score by Innings	1	2	3	4	5	6	7	8	9	R	H	E	
New Mexico	0	0	0	0	0	0	0	0	0	-	0	6	2
Oregon State	1	1	0	1	0	1	0	1	X	-	5	9	0

WP-Eisert, Brandon (2-0) LP-GILLESPIE, Drew (0-1) T-3:00 A-1624
HR OSU - Jones, Preston (1)

GAME #5

GAME #6

GAME #7

GAME #8

GAME #9

GAME #10

GAME #11

GAME #12

GAME #13

GAME #14

GAME #15

GAME #16

GAME #17

GAME #18

GAME #19

GAME #20

GAME #21

GAME #22

GAME #23

GAME #24

GAME #25

GAME #26

GAME #27



UNIVERSITY OF NEW MEXICO 2019 BASEBALL



GAME-BY-GAME LINE SCORES

GAME #28

GAME #37

GAME #46

GAME #29

GAME #38

GAME #47

GAME #30

GAME #39

GAME #48

GAME #31

GAME #40

GAME #49

GAME #32

GAME #41

GAME #50

GAME #33

GAME #42

GAME #51

GAME #34

GAME #43

GAME #52

GAME #35

GAME #44

GAME #53

GAME #36

GAME #45

GAME #54



UNIVERSITY OF NEW MEXICO 2019 BASEBALL



GAME-BY-GAME LINE SCORES

GAME #55

GAME #56



UNIVERSITY OF NEW MEXICO

2019 BASEBALL



2019 New Mexico Lobo Baseball Statistics Summary for New Mexico (as of Feb 19, 2019) (All games)



Record: 2-2 Home: 0-0 Away: 0-0 Neutral: 2-2 MW: 0-0

Date	Opponent	Score	Player	avg	slug	ob%	g	ab	r	h	2b	3b	hr	rbi	bb	so	sb	cs	e
2/15	vs #8 Oregon State	L 5-6	BAKER, Tanner	.462	.538	.462	3	13	1	6	1	0	0	2	0	4	0	0	0
2/16	vs #24 Minnesota	W 11-1	MANG, Connor	.438	.688	.471	4	16	1	7	2	1	0	2	1	7	0	0	0
2/17	vs Gonzaga	W 6-4	MANG, Jared	.429	.786	.526	4	14	5	6	2	0	1	7	4	1	0	0	0
2/18	vs #7 Oregon State	L 0-5	SCHILLING, Hayden	.400	.533	.500	4	15	2	6	2	0	0	3	2	3	0	0	0
			KELLY, Tyler	.313	.313	.353	4	16	2	5	0	0	0	3	0	2	0	1	0
			MARSHALL JR, Dere	.250	.563	.294	4	16	3	4	2	0	1	2	1	5	0	0	1
			WATARI, Justin	.250	.250	.471	4	12	4	3	0	0	0	1	5	1	0	0	3
			O'FARRELL, Reese	.077	.077	.143	4	13	1	1	0	0	0	0	1	1	0	0	0
			MERRITT, Brayden	.077	.077	.200	4	13	3	1	0	0	0	0	2	4	0	0	0

			DEIMLING, Jeff	.400	.400	.400	2	5	0	2	0	0	0	0	0	0	0	0	0
			PIETILA-WIGGS, Mic	.000	.000	.000	1	0	0	0	0	0	0	0	0	0	0	0	0
Totals				.308	.436	.388	4	133	22	41	9	1	2	20	16	28	0	1	6
Opponents				.202	.266	.353	4	124	16	25	5	0	1	14	27	24	1	0	4

LOB - Team (30), Opp (41). DPs turned - Team (2), Opp (7). IBB - Team (2), MANG, J. 2, Opp (1).

Player	era	w-l	app	gs	cg	sh	sv	ip	h	r	er	bb	so	avg	hr
SLATEN, Justin	0.00	0-0	1	1	0	0	0	5.0	1	0	0	5	5	.071	0
GARLEY, Nathaniel	1.29	1-0	1	1	0	0	0	7.0	3	1	1	3	6	.125	0
GILLESPIE, Drew	3.60	0-1	1	1	0	0	0	5.0	6	3	2	3	2	.286	1

SMITH, Chad	0.00	0-0	1	0	0	0	0	3.0	1	0	0	2	2	.100	0
WALLER, Kenneth	0.00	1-0	1	0	0	0	0	1.2	2	0	0	0	1	.286	0
WHITE, Jack	0.00	0-0	1	0	0	0	0	1.1	0	0	0	0	0	.000	0
WALDEN, Blake	0.00	0-0	1	0	0	0	0	1.0	0	2	0	1	0	.000	0
LIVELY, Tristin	0.00	0-0	1	0	0	0	0	1.0	1	0	0	2	1	.250	0
GARZA, Nico	0.00	0-0	1	0	0	0	0	1.0	0	0	0	1	3	.000	0
EMOND, Malachi	9.00	0-1	2	0	0	0	1	3.0	5	4	3	2	3	.357	0
MARRUFO, Drew	9.00	0-0	1	0	0	0	0	1.0	2	1	1	1	1	.500	0
COFFEY, Brian	10.80	0-0	1	1	0	0	0	3.1	3	4	4	4	0	.231	0
MURANO, Jack	13.50	0-0	1	0	0	0	0	0.2	1	1	1	3	0	.500	0
Totals		3.18	2-2	4	4	0	1	34.0	25	16	12	27	24	.202	1
Opponents		3.86	2-2	4	4	0	1	35.0	41	22	15	16	28	.308	2

PB - Team (1), O'FARRELL, R 1, Opp (1). SBA/ATT - WALLER, K. (1-1), O'FARRELL, R (1-1).

Score by innings	1	2	3	4	5	6	7	8	9	Total
New Mexico	3	1	2	4	1	3	2	1	5	22
Opponents	2	2	0	4	0	1	3	1	3	16

Win-loss breakouts: Day 1-2; Night 1-0; vs Left 1-0; vs Right 1-2;
1-run games 0-1; 2-run games 1-0; 5+run games 1-1; Extra inns 0-0; Shutouts 0-1.
Current streak: Lost 1; Longest winning streak: 2; Longest losing streak: 1.
Attendance: Home 0 (avg 0); Away 4524 (avg 1131); Total 4524 (avg 1131).



UNIVERSITY OF NEW MEXICO

2019 BASEBALL



2019 New Mexico Lobo Baseball Games Summary for New Mexico (as of Feb 19, 2019) (All games)



Score by innings	1	2	3	4	5	6	7	8	9	Total
New Mexico	3	1	2	4	1	3	2	1	5	22
Opponents	2	2	0	4	0	1	3	1	3	16

Record when ...

Overall	2-2	After 6 leading	2-1
Conference	0-0 trailing	0-1
Non-Conference	2-2 tied	0-0
Home games	0-0	After 7 leading	2-1
Away games	0-0 trailing	0-1
Neutral site	2-2 tied	0-0
Day games	1-2	After 8 leading	2-1
Night games	1-0 trailing	0-1
vs Left starter	1-0 tied	0-0
vs Right starter	1-2	Hit 0 home runs	1-1
1-Run games	0-1	... 1 home run	1-1
2-Run games	1-0	... 2+ home runs	0-0
5+Run games	1-1	Opponent 0 home runs	2-1
Extra innings	0-0 1 home run	0-1
Shutouts	0-1 2+ HRs	0-0
Scoring 0-2 runs	0-1	Made 0 errors	1-0
..... 3-5 runs	0-1	... 1 error	1-0
..... 6-9 runs	1-0	... 2+ errors	0-2
..... 10+ runs	1-0	Opp. made 0 errors	1-2
Opponent 0-2 runs	1-0 1 error	0-0
..... 3-5 runs	1-1 2+ errors	1-0
..... 6-9 runs	0-1	Out-hit opponent	2-1
..... 10+ runs	0-0	Out-hit by opponent	0-1
Scored in 1st inning	2-0	Hits are tied	0-0
Opp. scored in 1st	1-1		
Scores first	1-1		
Opp. scores first	1-1		

Record when team scores:

Runs	0	1	2	3	4	5	6	7	8	9	10+
W-L	0-1	0-0	0-0	0-0	0-0	0-1	1-0	0-0	0-0	0-0	1-0

Record when opponent scores:

Runs	0	1	2	3	4	5	6	7	8	9	10+
W-L	0-0	1-0	0-0	0-0	1-0	0-1	0-1	0-0	0-0	0-0	0-0

Record when leading after:

Inn.	1	2	3	4	5	6	7	8
W-L	2-0	1-1	1-1	1-1	2-1	2-1	2-1	2-1

Record when trailing after:

Inn.	1	2	3	4	5	6	7	8
W-L	0-1	0-1	0-1	0-1	0-1	0-1	0-1	0-1

Record when tied after:

Inn.	1	2	3	4	5	6	7	8
W-L	0-1	1-0	1-0	1-0	0-0	0-0	0-0	0-0

Current losing streak: 1
 Longest winning streak: 2
 Longest losing streak: 1



UNIVERSITY OF NEW MEXICO

2019 BASEBALL



2019 New Mexico Lobo Baseball Batting Leaders for New Mexico (as of Feb 19, 2019) (All games)



Hitting minimums - 1 Games 4 AB 1 TPA 2.0 TPA/Game
Pitching minimums - 1 Games 3 IP 1.0 IP/Game

Batting avg	
1. 16 BAKER, Tanner	.462
2. 13 MANG, Connor	.438
3. 15 MANG, Jared	.429
4. 3 SCHILLING, Hayden	.400
5. 27 KELLY, Tyler	.313

Runs scored	
1. 15 MANG, Jared	5
2. 5 WATARI, Justin	4
3. 14 MARSHALL JR, Derek	3
6 MERRITT, Brayden	3
5. 2 tied at.....	2

Doubles	
1. 13 MANG, Connor	2
15 MANG, Jared	2
14 MARSHALL JR, Derek	2
3 SCHILLING, Hayden	2
5. 16 BAKER, Tanner	1

Total bases	
1. 15 MANG, Jared	11
13 MANG, Connor	11
3. 14 MARSHALL JR, Derek	9
4. 3 SCHILLING, Hayden	8
5. 16 BAKER, Tanner	7

Sac bunts	
1. 4 O'FARRELL, Reese	2
5 WATARI, Justin	2
3. 3 SCHILLING, Hayden	1

Caught stealing	
1. 27 KELLY, Tyler	1

Strikeouts	
1. 13 MANG, Connor	7
2. 14 MARSHALL JR, Derek	5
3. 6 MERRITT, Brayden	4
16 BAKER, Tanner	4
5. 3 SCHILLING, Hayden	3

At bats	
1. 14 MARSHALL JR, Derek	16
13 MANG, Connor	16
27 KELLY, Tyler	16
4. 3 SCHILLING, Hayden	15
5. 15 MANG, Jared	14

Games as sub	
1. 7 DEIMLING, Jeff	1
35 PIETILA-WIGGS, Micah	1

Slugging pct	
1. 15 MANG, Jared	.786
2. 13 MANG, Connor	.688
3. 14 MARSHALL JR, Derek	.563
4. 16 BAKER, Tanner	.538
5. 3 SCHILLING, Hayden	.533

Hits	
1. 13 MANG, Connor	7
2. 3 SCHILLING, Hayden	6
15 MANG, Jared	6
16 BAKER, Tanner	6
5. 27 KELLY, Tyler	5

Triples	
1. 13 MANG, Connor	1

Walks	
1. 5 WATARI, Justin	5
2. 15 MANG, Jared	4
3. 3 SCHILLING, Hayden	2
6 MERRITT, Brayden	2
5. 3 tied at.....	1

Sac flies	
1. 15 MANG, Jared	1

Steal attempts	
1. 27 KELLY, Tyler	1

Grounded into DP	
1. 15 MANG, Jared	1
7 DEIMLING, Jeff	1
27 KELLY, Tyler	1
3 SCHILLING, Hayden	1
14 MARSHALL JR, Derek	1

Games played	
1. 8 tied at.....	4

On base pct	
1. 15 MANG, Jared	.526
2. 3 SCHILLING, Hayden	.500
3. 13 MANG, Connor	.471
5 WATARI, Justin	.471
5. 16 BAKER, Tanner	.462

Runs batted in	
1. 15 MANG, Jared	7
2. 3 SCHILLING, Hayden	3
27 KELLY, Tyler	3
4. 3 tied at.....	2

Home runs	
1. 15 MANG, Jared	1
14 MARSHALL JR, Derek	1

Hit by pitch	
1. 27 KELLY, Tyler	1
3 SCHILLING, Hayden	1

Stolen bases	
--------------	--

Stolen base pct	
1. 27 KELLY, Tyler	.000

Total plate appearances	
1. 5 WATARI, Justin	19
15 MANG, Jared	19
3 SCHILLING, Hayden	19
4. 3 tied at.....	17

Game starts	
1. 8 tied at.....	4



UNIVERSITY OF NEW MEXICO

2019 BASEBALL



2019 New Mexico Lobo Baseball Pitching Leaders for New Mexico (as of Feb 19, 2019) (All games)



Hitting minimums - 1 Games 4 AB 1 TPA 2.0 TPA/Game
Pitching minimums - 1 Games 3 IP 1.0 IP/Game

Earned run avg	Opposing bat avg	Won-loss pct
1. 22 SLATEN, Justin 0.00	1. 22 SLATEN, Justin .071	1. 44 GARLEY, Nathaniel 1.000
2. 44 GARLEY, Nathaniel 1.29	2. 44 GARLEY, Nathaniel .125	2. 19 GILLESPIE, Drew .000
3. 19 GILLESPIE, Drew 3.60	3. 19 GILLESPIE, Drew .286	3. 22 SLATEN, Justin .000
Wins	Losses	Saves
1. 21 WALLER, Kenneth 1	1. 32 EMOND, Malachi 1	1. 32 EMOND, Malachi 1
44 GARLEY, Nathaniel 1	19 GILLESPIE, Drew 1	
Innings pitched	Batters struck out	Appearances
1. 44 GARLEY, Nathaniel 7.0	1. 44 GARLEY, Nathaniel 6	1. 32 EMOND, Malachi 2
2. 22 SLATEN, Justin 5.0	2. 22 SLATEN, Justin 5	2. 12 tied at..... 1
19 GILLESPIE, Drew 5.0	3. 23 GARZA, Nico 3	
	32 EMOND, Malachi 3	
	5. 2 tied at..... 2	
Games started	Games finished	Games in relief
1. 40 COFFEY, Brian 1	1. 32 EMOND, Malachi 2	1. 32 EMOND, Malachi 2
22 SLATEN, Justin 1	2. 25 MARRUFO, Drew 1	2. 8 tied at..... 1
19 GILLESPIE, Drew 1	2 LIVELY, Tristin 1	
44 GARLEY, Nathaniel 1		
Wild pitches	Balks	Hit batters
1. 40 COFFEY, Brian 3		1. 29 SMITH, Chad 1
2. 17 MURANO, Jack 1		19 GILLESPIE, Drew 1
		20 WALDEN, Blake 1
Intentional BB allowed	Runners picked off	Batters SO out looking
1. 17 MURANO, Jack 1		1. 23 GARZA, Nico 3
		2. 32 EMOND, Malachi 1
		22 SLATEN, Justin 1
Sac bunts allowed	Sac flies allowed	Hits allowed
1. 22 SLATEN, Justin 3	1. 25 MARRUFO, Drew 1	1. 22 SLATEN, Justin 1
	17 MURANO, Jack 1	2. 44 GARLEY, Nathaniel 3
		3. 19 GILLESPIE, Drew 6
Runs allowed	Earned runs allowed	Walks allowed
1. 22 SLATEN, Justin 0	1. 22 SLATEN, Justin 0	1. 19 GILLESPIE, Drew 3
2. 44 GARLEY, Nathaniel 1	2. 44 GARLEY, Nathaniel 1	44 GARLEY, Nathaniel 3
3. 19 GILLESPIE, Drew 3	3. 19 GILLESPIE, Drew 2	3. 22 SLATEN, Justin 5
Doubles allowed	Triples allowed	Home runs allowed
1. 44 GARLEY, Nathaniel 0	1. 44 GARLEY, Nathaniel 0	1. 44 GARLEY, Nathaniel 0
19 GILLESPIE, Drew 0	19 GILLESPIE, Drew 0	22 SLATEN, Justin 0
3. 22 SLATEN, Justin 1	22 SLATEN, Justin 0	3. 19 GILLESPIE, Drew 1



UNIVERSITY OF NEW MEXICO

2019 BASEBALL



2019 New Mexico Lobo Baseball Fielding Leaders for New Mexico (as of Feb 19, 2019) (All games)



Hitting minimums - 1 Games
Pitching minimums - 1 Games 3 IP 1.0 IP/Game

Fielding pct		
1.	4 O'FARRELL, Reese	1.000
	3 SCHILLING, Hayden	1.000
	6 MERRITT, Brayden	1.000
	13 MANG, Connor	1.000
	15 MANG, Jared	1.000

Assists		
1.	5 WATARI, Justin	11
2.	3 SCHILLING, Hayden	9
3.	14 MARSHALL JR, Derek	5
4.	13 MANG, Connor	4
5.	22 SLATEN, Justin	2

Stolen bases against		
1.	21 WALLER, Kenneth	1
	4 O'FARRELL, Reese	1

Passed balls		
1.	4 O'FARRELL, Reese	1

Chances		
1.	14 MARSHALL JR, Derek	37
2.	4 O'FARRELL, Reese	28
3.	5 WATARI, Justin	20
4.	3 SCHILLING, Hayden	10
5.	6 MERRITT, Brayden	9

Errors		
1.	5 WATARI, Justin	3
2.	14 MARSHALL JR, Derek	1
	22 SLATEN, Justin	1
	17 MURANO, Jack	1

Caught stealing by		
--------------------	--	--

Catchers interference		
-----------------------	--	--

Putouts		
1.	14 MARSHALL JR, Derek	31
2.	4 O'FARRELL, Reese	27
3.	6 MERRITT, Brayden	9
4.	15 MANG, Jared	7
5.	2 tied at.....	6

Fielding double plays		
1.	14 MARSHALL JR, Derek	2
2.	3 SCHILLING, Hayden	1
	4 O'FARRELL, Reese	1
	29 SMITH, Chad	1
	5 WATARI, Justin	1

Steal attempts against		
1.	4 O'FARRELL, Reese	1
	21 WALLER, Kenneth	1



UNIVERSITY OF NEW MEXICO

2019 BASEBALL



2019 New Mexico Lobo Baseball Season Game Highs for New Mexico (as of Feb 19, 2019) (All games)



TEAM GAME HIGHS

Batting

At bats:	40	-	vs Minnesota (Feb 16, 2019 at Surprise, AZ)
Runs scored:	11	-	vs Minnesota (Feb 16, 2019 at Surprise, AZ)
Hits:	15	-	vs Minnesota (Feb 16, 2019 at Surprise, AZ)
RBIs:	9	-	vs Minnesota (Feb 16, 2019 at Surprise, AZ)
Doubles:	5	-	vs Minnesota (Feb 16, 2019 at Surprise, AZ)
Triples:	1	-	vs Gonzaga (Feb 17, 2019 at Surprise, Ariz.)
Home runs:	1	-	vs Oregon State (Feb 15, 2019 at Surprise, Ariz.)
	1	-	vs Gonzaga (Feb 17, 2019 at Surprise, Ariz.)
Total bases:	20	-	vs Minnesota (Feb 16, 2019 at Surprise, AZ)
Walks:	6	-	vs Minnesota (Feb 16, 2019 at Surprise, AZ)
Strikeouts:	9	-	vs Oregon State (Feb 18, 2019 at Surprise, Ariz.)
Sac hits:	2	-	vs Oregon State (Feb 18, 2019 at Surprise, Ariz.)
Sac flies:	1	-	vs Gonzaga (Feb 17, 2019 at Surprise, Ariz.)
Hit by pitch:	2	-	vs Minnesota (Feb 16, 2019 at Surprise, AZ)
Caught stealing:	1	-	vs Minnesota (Feb 16, 2019 at Surprise, AZ)
Runners LOB:	11	-	vs Minnesota (Feb 16, 2019 at Surprise, AZ)
Hit into DP:	2	-	vs Oregon State (Feb 15, 2019 at Surprise, Ariz.)
	2	-	vs Minnesota (Feb 16, 2019 at Surprise, AZ)
	2	-	vs Gonzaga (Feb 17, 2019 at Surprise, Ariz.)

Fielding

Putouts:	27	-	vs Minnesota (Feb 16, 2019 at Surprise, AZ)
	27	-	vs Gonzaga (Feb 17, 2019 at Surprise, Ariz.)
Assists:	10	-	vs Gonzaga (Feb 17, 2019 at Surprise, Ariz.)
Errors:	3	-	vs Oregon State (Feb 15, 2019 at Surprise, Ariz.)
Passed balls:	1	-	vs Oregon State (Feb 15, 2019 at Surprise, Ariz.)
DPs turned:	1	-	vs Gonzaga (Feb 17, 2019 at Surprise, Ariz.)
	1	-	vs Oregon State (Feb 18, 2019 at Surprise, Ariz.)

Pitching

Innings pitched:	9.0	-	vs Minnesota (Feb 16, 2019 at Surprise, AZ)
	9.0	-	vs Gonzaga (Feb 17, 2019 at Surprise, Ariz.)
Runs allowed:	6	-	vs Oregon State (Feb 15, 2019 at Surprise, Ariz.)
Earned runs:	4	-	vs Gonzaga (Feb 17, 2019 at Surprise, Ariz.)
	4	-	vs Oregon State (Feb 18, 2019 at Surprise, Ariz.)
Walks allowed:	8	-	vs Oregon State (Feb 15, 2019 at Surprise, Ariz.)
Strikeouts:	10	-	vs Minnesota (Feb 16, 2019 at Surprise, AZ)
Hits allowed:	9	-	vs Oregon State (Feb 18, 2019 at Surprise, Ariz.)
Doubles allowed:	2	-	vs Oregon State (Feb 15, 2019 at Surprise, Ariz.)
	2	-	vs Gonzaga (Feb 17, 2019 at Surprise, Ariz.)
Homers allowed:	1	-	vs Oregon State (Feb 18, 2019 at Surprise, Ariz.)
Wild pitches:	3	-	vs Gonzaga (Feb 17, 2019 at Surprise, Ariz.)
Hit batters:	1	-	vs Oregon State (Feb 15, 2019 at Surprise, Ariz.)
	1	-	vs Gonzaga (Feb 17, 2019 at Surprise, Ariz.)
	1	-	vs Oregon State (Feb 18, 2019 at Surprise, Ariz.)



UNIVERSITY OF NEW MEXICO

2019 BASEBALL



2019 New Mexico Lobo Baseball Season Game Highs for New Mexico (as of Feb 19, 2019) (All games)



INDIVIDUAL GAME HIGHS

Batting

At bats:	6	-	MARSHALL JR, Derek vs Minnesota (Feb 16, 2019 at Surprise, AZ)
Runs scored:	3	-	WATARI, Justin vs Minnesota (Feb 16, 2019 at Surprise, AZ)
Hits:	4	-	BAKER, Tanner vs Minnesota (Feb 16, 2019 at Surprise, AZ)
RBIs:	4	-	MANG, Jared vs Minnesota (Feb 16, 2019 at Surprise, AZ)
Doubles:	4	-	MANG, Jared vs Minnesota (Feb 16, 2019 at Surprise, AZ)
Triples:	2	-	SCHILLING, Hayden vs Minnesota (Feb 16, 2019 at Surprise, AZ)
Home runs:	2	-	MANG, Jared vs Minnesota (Feb 16, 2019 at Surprise, AZ)
Total bases:	2	-	MARSHALL JR, Derek vs Oregon State (Feb 18, 2019 at Surprise, Ariz.)
Walks:	1	-	MANG, Connor vs Gonzaga (Feb 17, 2019 at Surprise, Ariz.)
Strikeouts:	1	-	MANG, Jared vs Oregon State (Feb 15, 2019 at Surprise, Ariz.)
Sac hits:	1	-	MARSHALL JR, Derek vs Gonzaga (Feb 17, 2019 at Surprise, Ariz.)
Sac flies:	6	-	MANG, Jared vs Minnesota (Feb 16, 2019 at Surprise, AZ)
Hit by pitch:	3	-	WATARI, Justin vs Minnesota (Feb 16, 2019 at Surprise, AZ)
Caught stealing:	3	-	MANG, Connor vs Minnesota (Feb 16, 2019 at Surprise, AZ)
Runners LOB:	1	-	(5 times)
	1	-	MANG, Jared vs Gonzaga (Feb 17, 2019 at Surprise, Ariz.)
	1	-	KELLY, Tyler vs Minnesota (Feb 16, 2019 at Surprise, AZ)
	1	-	SCHILLING, Hayden vs Minnesota (Feb 16, 2019 at Surprise, AZ)
	1	-	KELLY, Tyler vs Minnesota (Feb 16, 2019 at Surprise, AZ)
	3	-	MANG, Connor vs Oregon State (Feb 15, 2019 at Surprise, Ariz.)
	3	-	MARSHALL JR, Derek vs Minnesota (Feb 16, 2019 at Surprise, AZ)
	3	-	KELLY, Tyler vs Oregon State (Feb 18, 2019 at Surprise, Ariz.)

Fielding

Putouts:	10	-	O'FARRELL, Reese vs Minnesota (Feb 16, 2019 at Surprise, AZ)
Assists:	5	-	WATARI, Justin vs Gonzaga (Feb 17, 2019 at Surprise, Ariz.)
Errors:	5	-	SCHILLING, Hayden vs Oregon State (Feb 18, 2019 at Surprise, Ariz.)
Passed balls:	2	-	WATARI, Justin vs Oregon State (Feb 15, 2019 at Surprise, Ariz.)
	1	-	O'FARRELL, Reese vs Oregon State (Feb 15, 2019 at Surprise, Ariz.)

Pitching

Innings pitched:	7.0	-	GARLEY, Nathaniel vs Minnesota (Feb 16, 2019 at Surprise, AZ)
Runs allowed:	4	-	EMOND, Malachi vs Oregon State (Feb 15, 2019 at Surprise, Ariz.)
Earned runs:	4	-	COFFEY, Brian vs Gonzaga (Feb 17, 2019 at Surprise, Ariz.)
Walks allowed:	4	-	COFFEY, Brian vs Gonzaga (Feb 17, 2019 at Surprise, Ariz.)
Strikeouts:	5	-	SLATEN, Justin vs Oregon State (Feb 15, 2019 at Surprise, Ariz.)
Hits allowed:	6	-	GARLEY, Nathaniel vs Minnesota (Feb 16, 2019 at Surprise, AZ)
Doubles allowed:	6	-	GILLESPIE, Drew vs Oregon State (Feb 18, 2019 at Surprise, Ariz.)
Homers allowed:	2	-	COFFEY, Brian vs Gonzaga (Feb 17, 2019 at Surprise, Ariz.)
Wild pitches:	1	-	GILLESPIE, Drew vs Oregon State (Feb 18, 2019 at Surprise, Ariz.)
Hit batters:	3	-	COFFEY, Brian vs Gonzaga (Feb 17, 2019 at Surprise, Ariz.)
	1	-	WALDEN, Blake vs Oregon State (Feb 15, 2019 at Surprise, Ariz.)
	1	-	SMITH, Chad vs Gonzaga (Feb 17, 2019 at Surprise, Ariz.)
	1	-	GILLESPIE, Drew vs Oregon State (Feb 18, 2019 at Surprise, Ariz.)