


2016

UTSA FOOTBALL



BOWL BOUND



FIRST TIME IN UTSA HISTORY

#ALLHANDS
ONDECK

#BIRDSUP

f @UTSAFTBL
f @UTSAATHLETICS



« TABLE OF CONTENTS »



UTSA vs. New Mexico

Saturday, Dec. 17 | 1 p.m. (CT)/12 p.m. (MT)

University Stadium (37,457) | Albuquerque, N.M.

TABLE OF CONTENTS

Media Information _____	2
Gildan New Mexico Bowl _____	3
Conference USA _____	4-5
Conference USA Bowl Games _____	6
UTSA Notebook _____	7-15
UTSA Rosters _____	16-19
Depth Chart _____	20
Roster Breakdown _____	21
Head Coach Frank Wilson _____	22-24
Assistant Coaches _____	25-29
Support Staff _____	30
Coaching Staff Speed Chart _____	31
Meet The Roadrunners _____	32-59
Team Photo/Senior Class Photo _____	60
Season Review _____	61
Season Statistics _____	62-69
Game-By-Game Recaps _____	70-75
Conference USA Review _____	76
Record Book _____	77-86

CREDITS

The 2016 UTSA Football Gildan New Mexico Bowl Guide is a production of the UTSA Athletics Communications Office. The supplement was designed, written and edited by Associate AD/ Athletics Communications Kyle Stephens and Associate Athletics Communications Director Brian Hernandez with assistance from Assistant Athletics Communications Directors Jordan Korpage and Zena Rex. Cover design by Chris Rendon. Photos provided by Jeff Huehn, Gildan New Mexico Bowl, New Mexico Tourism Department and Steve Moakley.



Head coach Frank Wilson led UTSA to a 6-6 overall record and the program's first-ever bowl game in his first season at the helm.

2016 UTSA SCHEDULE & RESULTS

Overall: 6-6 | Home: 4-2 | Road: 2-4 | C-USA: 5-3

Date	Opponent	Result
9.3	Alabama State (KMYS)	W, 26-13
9.10	at Colorado State (MWN/Campus Insiders)	L, 14-23
9.16	Arizona State (ESPN2)	L, 28-32
9.24	at Old Dominion ^ (KMYS)	L, 19-33
10.8	Southern Miss ^ (ASN)	W, 55-32
10.15	at Rice ^ (beIN)	W, 14-13
10.22	UTEP ^ (KMYS)	L, 49-52 (50T)
10.29	North Texas ^ (KMYS)	W, 31-17
11.5	at Middle Tennessee ^ (ESPN3)	W, 45-25
11.12	at Louisiana Tech ^ (KMYS)	L, 35-63
11.19	at #22 Texas A&M (ESPN)	L, 10-23
11.26	Charlotte ^ (Campus Insiders)	W, 33-14
12.17	New Mexico # (ESPN)	1 p.m.

all times Central · ^ Conference USA game · (TV) denotes television network
Gildan New Mexico Bowl (Albuquerque, N.M.)





« MEDIA INFORMATION »

UTSA Football Gildan New Mexico Bowl Information

UTSA Football Team Headquarters

Albuquerque Marriott
2101 Louisiana Boulevard NE
Albuquerque, NM 87110
Phone: (505) 881-6800

Gildan New Mexico Bowl Media Information

Media Headquarters

Isleta Resort & Casino
11000 Broadway SE
Albuquerque, NM 87105
Phone: (877) 475-3827

Quick Facts

Title Sponsor: Gildan (2011-present)
Founded: 2006
Location: Albuquerque, N.M.
Stadium (Capacity): University Stadium (39,224)
Game Time: 12 p.m. (MT) — First bowl game of the season
Television: ESPN
Conference Affiliations: Conference USA vs. Mountain West Conference
Former Names: New Mexico Bowl (2006-10)
Previous Conference Affiliations:
Western Athletic Conference (2006-10); Pac-12 (2012-13)

Communications Representatives

UTSA

Kyle Stephens, Associate AD/Communications
Mobile: (210) 887-3636 | **E-mail:** kyle.stephens@utsa.edu
Brian Hernandez, Associate Athletics Communications Director
Mobile: (210) 269-7110 | **E-mail:** brian.hernandez1@utsa.edu

New Mexico

Frank Mercogliano, Assistant AD/Communications
Mobile: (505) 410-4844 | **E-mail:** fmercog@unm.edu

Gildan New Mexico Bowl

RaeAnn McKernan
Mobile: (505) 715-1281 | **E-mail:** raeann.mckernan@espn.com

UTSA Football Communications Staff



Kyle Stephens
Associate AD/Athletics
Communications



Brian Hernandez
Associate Athletics
Communications Director

Bowl Week Media Availability

UTSA head coach Frank Wilson and selected non-freshmen student-athletes first will be available to the media on the afternoon of Wednesday, Dec. 14, upon arrival at the team hotel (Albuquerque Marriott).

Fifteen (15) minutes of practice (time TBA) on the morning of Thursday, Dec. 15, will be open to the media with the remainder of the workout closed. Post-practice interviews will follow at approximately 11 a.m. (MT) at Milne Stadium, which is located at 1200 Hazeldine Avenue SE, Albuquerque, NM 87106.

Other bowl week events open to the media are the Team Welcome Dinner (5 p.m./Dec. 14), Team Dinner (5:30 p.m./Dec. 15), Gildan New Mexico Bowl Pregame Press Conference (10:15 a.m./Dec. 16), Team Kickoff Luncheon (11:30 a.m./Dec. 16) and Pep Rally (4 p.m./Dec. 16).

Please contact Associate AD for Communications Kyle Stephens and Associate SID Brian Hernandez for times and updates throughout the week.

Postgame Interviews

UTSA's locker room is closed. Following a 10-minute cooling-off period, Roadrunners head coach Frank Wilson and requested student-athletes will be made available to the media at the Sports Performance Center, which is located west of the Administration Building on the south end of University Stadium. **UTSA assistant coaches and freshmen (true & redshirt) are not available for interviews with the media.** The non-winning team will conduct interviews first, followed by members of the winning squad.

UTSA Football Practice Schedule | Media Availability (subject to change | all times Mountain)

Date Time	Activity	Location Address	Interviews
Wednesday, Dec. 14 approximately 4 p.m.	Team Arrival	Albuquerque Marriott 2101 Louisiana Blvd NE	Coach Wilson and selected players
Wednesday, Dec. 14 5-7 p.m.	Team Welcome Dinner	Main Event Entertainment 4040 Pan American Fwy NE	Selected players
Thursday, Dec. 15 9-11 a.m.	Practice (15-min open portion TBD)	Milne Stadium 1200 Hazeldine Ave SE	Coach Wilson and selected players
Thursday, Dec. 15 5:30-7 p.m.	Team Dinner	Albuquerque Convention Center 401 2nd St NW	Selected players
Friday, Dec. 16 10:15 a.m.	Press Conference	Isleta Casino & Resort 11000 Broadway Blvd SE	Coach Wilson, Michael Egwuagu, Jarveon Williams
Friday, Dec. 16 11:30 a.m.-1:30 p.m.	Team Kickoff Luncheon	Isleta Casino & Resort 11000 Broadway Blvd SE	None
Friday, Dec. 16 4-5 p.m.	Pep Rally	Old Town Plaza N Plaza St NW	None
Saturday, Dec. 17 12 p.m.	Gildan New Mexico Bowl	University Stadium 1414 University Blvd SE	Postgame availability



University Stadium

**11th Annual Gildan New Mexico Bowl
UTSA vs. New Mexico**

Saturday, Dec. 17, 2016 | 12 p.m. (MT)

University Stadium (37,457)

Albuquerque, N.M.




THE NEW MEXICO BOWL TROPHY is one of the most unique in all of college sports. It is a Native American clay pot meticulously handcrafted by artists Marcellus and Elizabeth Media from the Zia Pueblo. The 20-inch bowl-shaped pottery features the iconic Zia sun symbol and images of football players, a deer, mountain lion, buffalo and eagle.

Elizabeth hand-coils and fires the pottery at the couple’s home studio and her husband, Marcellus, paints the clay trophies. Using a white base coat on the pot makes the Zia patterns stand out after being hand-painted in black. His final touch is colored acrylic paints depicting football players in classic game stances and logos for the participating teams, not to mention the New Mexico Bowl insignia. At top market value, the pots would sell for an estimated \$2,500.

The New Mexico Bowl stuck with the unconventional for its Outstanding Offensive and Defensive Player Awards. They went to another Zia Pueblo artist, Ralph Aragon, who crafted the trophies from traditional leather shields.

Jeff Siembieda, New Mexico Bowl Executive Director, found all three artists in 2006 when he traveled to the pueblo, located approximately 30 miles northwest of Albuquerque, looking for permission to use the Zia sun in its logo. The tribal leaders gave there consent and in return, asked that Zia art be used for the awards.

ALBUQUERQUE is a city of contrasts. Nestled between the towering Sandia Mountains and the Rio Grande Valley, the city of Albuquerque is rich with culture and heritage, breathtaking landscape and equipped with vibrant energy that’s indispensable to a fast-growing city. Year after year residents flock to the city to enjoy Albuquerque’s quality of life and developing business environment.



The city continues to grow its infrastructure, enhance its business policies and expand its outlook for current and future business prospects. The population continues to grow as well to accommodate the evolving environment. Albuquerque has grown from 5,000 residents at the onset of the railroad era in the 1880s to more than 700,000 in the year 2000, in the metro area alone. New Mexico ranks as the 12th state in the nation for growth, due in large part to the rapid population growth of the Albuquerque metropolitan area.

Albuquerque is also a center for tourism, attracting skiers, museum-goers, balloonists, and adventure-seekers of all kinds. Albuquerque’s temperate climate, large number of sunny days, proximity to both mountains and rivers and central location along both old Route 66 and, later, Interstate 40 have been drawing people to Albuquerque for years. Some have stayed for a few days, some for a lifetime, but nearly everyone who’s ever been here has wonderful things to say about the city.



CONFERENCE USA

5201 North O'Connor Boulevard, Suite 300
Irving, Texas 75039
(214) 774-1300
w: conferenceusa.com

Conference USA begins its 22nd year in 2016-17 as it continues to compete and promote the success of its student-athletes. The league has adapted to the ever-changing landscape of collegiate athletics over its first two-plus decades, but the commitment to excellence, integrity, leadership and its student athletes in competition, academics and community is unwavering.

Conference USA enjoys a far-reaching fan base with its 14 members: Charlotte, FIU, Florida Atlantic, Louisiana Tech, Marshall, Middle Tennessee, North Texas, Old Dominion, Rice, Southern Miss, UAB, UTEP, UTSA and WKU.

Debuting in 1995, Conference USA teams have combined for 100 bowl appearances in football, 104 NCAA Tournament appearances in basketball, including three Final Fours, 67 NCAA baseball appearances including six College World Series berths, more than 85 NCAA soccer tournament appearances including four trips to the College Cup, and 36 individual national champions in track and field and cross country.

Success is not limited to athletic achievement, however, as 207 Conference USA student-athletes have garnered Academic All-America honors, 722 have achieved academic all-district laurels and thousands of student-athletes have earned a college degree.

Conference USA sponsors competition in 19 sports – nine for men (baseball, basketball, cross country, football, golf, soccer, tennis, and indoor and outdoor track and field) and 10 for women (basketball, cross country, golf, soccer, softball, swimming and diving, tennis, indoor and outdoor track and field, and volleyball).

The league promotes the scholar-athlete ideal, honoring outstanding academic achievement with numerous conference-sponsored awards, including the Commissioner's Honor Roll and the Commissioner's Academic Medal as well as sport-specific All-Academic teams.

C-USA annually awards postgraduate scholarships, along with the Sport Academic Awards, Scholar-Athletes of the Year and the Institutional Academic Excellence Award. Additionally, Conference USA presents a Spirit of Service Award three times each year, recognizing student-athletes who excel on the field, in the classroom and give back to the community through significant service efforts and participation.

SUCCESS ON THE PLAYING FIELD

Conference USA performers have achieved great success in competition, placing the league among the top conferences in the nation.

Football

- 100 teams have earned bowl bids
- Eligible for the College Football Playoff
- Conference USA has 10 bowl affiliations through the 2019 season, securing a minimum of five berths annually. Conference USA has primary bowl tie-ins with the Gildan New Mexico Bowl, Hawai'i Bowl, Marmot Boca Raton Bowl, Miami Beach Bowl, Popeyes Bahamas Bowl, R+L Carriers New Orleans Bowl, St. Petersburg Bowl and Zaxby's Heart of Dallas Bowl, along with secondary arrangements with the Camping World Independence Bowl and the Lockheed Martin Armed Forces Bowl.



Men’s Basketball

- 124 postseason teams (53 NCAA, 48 NIT, 11 CBI, 10 CIT, 2 LV16)
- One National Championship title game appearance
- Three Final Four teams
- Seven Elite Eight NCAA Tournament teams
- One NIT Champion and five NIT semifinalists
- Inaugural CBI Champion
- One CIT Champion
- Inaugural Las Vegas 16 Champion

Women’s Basketball

- 51 NCAA Tournament appearances
- 55 WNIT appearances
- One Sweet 16 NCAA Tournament team
- Four WNIT semifinalists
- One WBI Champion

Baseball

- 67 NCAA appearances
- Six College World Series appearances (2009, 2008, 2007, 2006, 2005 and 2001)
- 14 Super Regional appearances
- Has produced at least four NCAA teams in 10 of the past 15 seasons

In addition to the numerous NCAA Tournament berths, C-USA has sent four men’s soccer teams to the NCAA College Cup, three softball teams to the Women’s College World Series and three volleyball teams to the NCAA Sweet 16. The league has also had 36 national champions in NCAA track and field competition, one national champion in diving, and numerous NCAA individual and team competitors in cross country, golf, swimming, tennis, and track and field. Overall, Conference USA teams and individuals have made nearly 2,000 NCAA appearances.

SUCCESS OFF THE FIELD

C-USA institutions are among the nation’s best in academic performance of student-athletes, bolstered by the fact that student-athletes at league schools have a higher graduation rate than the general student population. Among C-USA’s 5,000 student-athletes, there are champions off the playing field as well. In 21 years, more than 30,000 student-athletes have been named to the Commissioner’s Honor Roll or received the Commissioner’s Academic Medal, indicative of outstanding achievement in the classroom.

C-USA ON TV

C-USA enjoys significant television exposure through partnerships with ESPN, CBS Sports Network, American Sports Network (ASN) and beIN SPORTS. The multi-tiered selection process that is rooted in partnering with all four networks provides extensive national exposure for football, men’s and women’s basketball, and all other conference sports.

C-USA membership include institutions within eight of the Top 40 media markets and four in the Top 25 according to Nielsen. C-USA home markets this year will include more than 13 million TV households, a 30 percent increase from three years ago.

C-USA.TV

CUSA.TV will officially launch in the Summer of 2016 making all non-televised team sports available as part of a subscription package. The site will offer all events in one location so fans can watch home and away matchups of their favorite team or season long events from their favorite sport. The site will showcase weekly feature stories as well as postgame interviews, players of the week highlights and other exciting content.

C-USA IN THE COMMUNITY

The conference’s current footprint is concentrated with 14 members in 10 states and a combined area population of more than 30 million. With a commitment to community involvement, the conference developed several initiatives to maintain strong ties in C-USA cities, as well as with fans and alumni across the country. C-USA schools also place a priority on giving back to their communities through volunteer service with local and national organizations. Individually, student-athletes are recognized each season through the Spirit of Service award.

GOVERNANCE

Conference USA has significant representation in the NCAA governance structure. The presidents of the member institutions serve as the league’s Board of Directors.

A PROUD HISTORY

Conference USA was formed in 1995 and quickly emerged as one of the nation’s top conferences. The conference unveiled its name, logo and commissioner April 24, 1995, in Chicago. The league’s charter members were Charlotte, Cincinnati, DePaul, Houston, Louisville, Marquette, Memphis, Saint Louis, Southern Miss, Tulane, UAB and USF. Eleven of the institutions began athletic participation in 1995, while Houston joined competition in the fall of 1996.

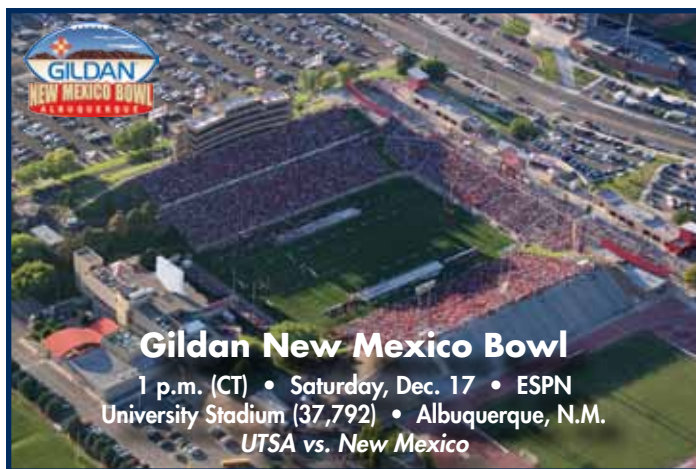
The league’s headquarters were established in Chicago and, after nine years, relocated to the current office in Irving, Texas. Britton Banowsky was named Commissioner in October 2002, succeeding Mike Slive, the league’s first Commissioner. In October 2015, Judy MacLeod became the league’s third Commissioner.

C-USA added East Carolina (September, 1996) and the United States Military Academy (March, 1997) as football members. ECU began league competition in 1997; Army in 1998 and UAB began football play in 1999. The league brought in TCU and ECU (1999) for all sports and they began competition in 2001. USF started C-USA football in 2003. Marshall, Rice, SMU, Tulsa, UCF and UTEP became full-time Conference USA members for all sports in 2005.

In 2013, charter member Charlotte returned to C-USA and was joined by new members FIU, Florida Atlantic, Louisiana Tech, Middle Tennessee, North Texas, Old Dominion and UTSA. WKU joined the league on July 1, 2014.



« 2016 CONFERENCE USA BOWL GAMES »



Gildan New Mexico Bowl
 1 p.m. (CT) • Saturday, Dec. 17 • ESPN
 University Stadium (37,792) • Albuquerque, N.M.
UTSA vs. New Mexico



R+L Carriers New Orleans Bowl
 8 p.m. • Saturday, Dec. 17 • ESPN
 Mercedes-Benz Superdome (73,208) • New Orleans, La.
Southern Miss vs. Louisiana-Lafayette



Marmot Boca Raton Bowl
 6 p.m. (CT) • Monday, Dec. 20 • ESPN
 FAU Stadium (29,419) • Boca Raton, Fla.
WKU vs. Memphis



Popeye's Bahamas Bowl
 12 p.m. (CT) • Friday, Dec. 23 • ESPN
 Thomas A. Robinson National Stadium (15,000) • Nassau, Bahamas
Old Dominion vs. Eastern Michigan



Lockheed Martin Armed Forces Bowl
 3:30 p.m. • Friday, Dec. 23 • ESPN
 Amon G. Carter Stadium (50,000) • Fort Worth, Texas
Louisiana Tech vs. Navy



Hawai'i Bowl
 7 p.m. (CT) • Saturday, Dec. 24 • ESPN
 Aloha Stadium (50,000) • Honolulu, Hawai'i
Middle Tennessee vs. Hawai'i



Zaxby's Heart of Dallas Bowl
 11 a.m. • Tuesday, Dec. 27 • ESPN
 Cotton Bowl (92,100) • Dallas, Texas
North Texas vs. Army



2016 UTSA ROADRUNNERS FOOTBALL GAME NOTES

UTSA ATHLETICS COMMUNICATIONS • ONE UTSA CIRCLE • SAN ANTONIO, TEXAS 78249

Kyle Stephens (coaches) • kyle.stephens@utsa.edu • (210) 887-3636
 Brian Hernandez (players) • brian.hernandez1@utsa.edu • (210) 269-7110

« WE ARE UTSA »

When referencing the University of Texas at San Antonio Athletics, **PLEASE USE THE ACRONYM UTSA AND THE NICKNAME ROADRUNNERS.** Please refrain from using UT-San Antonio, Texas-San Antonio, UTSA, 'Runners or any other variation. The NCAA and Associated Press sports stylebook use "UTSA" on first reference.

« SCHEDULE & RESULTS »

Overall 6-6 • Home 4-2 • Road 2-4 • C-USA 5-3

Date	Opponent	Result
9.3	Alabama State (KMYS)	W, 26-13
9.10	at Colorado State (MWN/CI)	L, 14-23
9.16	Arizona State (ESPN2)	L, 28-32
9.24	at Old Dominion ^ (KMYS)	L, 19-33
10.8	Southern Miss ^ (ASN)	W, 55-32
10.15	at Rice ^ (beIN)	W, 14-13
10.22	UTEP ^ (KMYS)	L, 49-52 (5OT)
10.29	North Texas ^ (KMYS)	W, 31-17
11.5	at Middle Tennessee ^ (ESPN3)	W, 45-25
11.12	at Louisiana Tech ^ (KMYS)	L, 35-63
11.19	at #22 Texas A&M (ESPNU)	L, 10-23
11.26	Charlotte ^ (CI)	W, 33-14
12.17	New Mexico # (ESPN)	1 p.m.

all times Central • ^ Conference USA game • (TV) denotes television network
 # Gildan New Mexico Bowl (Albuquerque, N.M.)

« CONFERENCE USA STANDINGS »

West Division	Overall	C-USA
Louisiana Tech	8-5	6-2
UTSA	6-6	5-3
Southern Miss	6-6	4-4
North Texas	5-7	3-5
UTEP	4-8	2-6
Rice	3-9	2-6

East Division	Overall	C-USA
WKU	10-3	7-1
Old Dominion	9-3	7-1
Middle Tennessee	8-4	5-3
FIU	4-8	4-4
Charlotte	4-8	3-5
Florida Atlantic	3-9	2-6
Marshall	3-9	2-6

« C-USA BOWL SCHEDULE »

Date	Matchup	Bowl	Time (CT)
12.17	UTSA vs. New Mexico	Gildan New Mexico Bowl	1 p.m.
12.17	Southern Miss vs. UL-Lafayette	R+L Carriers New Orleans Bowl	8 p.m.
12.20	WKU vs. Memphis	Boca Raton Bowl	6 p.m.
12.23	ODU vs. E. Michigan	Popeye's Bahamas Bowl	12 p.m.
12.23	Louisiana Tech vs. Navy	Lockheed Martin Armed Forces Bowl	3:30 p.m.
12.24	Middle Tennessee vs. Hawai'i	Hawai'i Bowl	7 p.m.
12.27	North Texas vs. Army	Zaxby's Heart of Dallas Bowl	11 a.m.

GILDAN NEW MEXICO BOWL



UTSA ROADRUNNERS (6-6, 5-3 C-USA) VS.

NEW MEXICO LOBOS (8-4, 6-2 MWC)

Saturday, Dec. 17 | 1 p.m. (CT)/12 p.m. (MT)
 University Stadium (37,457) | Albuquerque, N.M.

Television _____ ESPN / WatchESPN app
 Adam Amin (play-by-play), Mack Brown (analyst), Molly McGrath (sidelines)

National Radio _____ ESPN Radio (Sirius XM 80)
 Roy Philpott (play-by-play), Clint Stoerner (analyst), Kevin Weidl (sidelines)

UTSA Radio _____ Roadrunners Sports Network / Ticket 760 AM
 Andy Everett (play-by-play), Jay Riley (analyst)

Live Stats _____ goUTSA.com/livestats

Series History: _____ Tied, 1-1

Last Meeting _____ New Mexico 21, UTSA 9
 Oct. 4, 2014 • Alamodome (San Antonio, Texas)

UTSA TO FACE NEW MEXICO IN GILDAN NEW MEXICO BOWL: UTSA (6-6) will wrap up the first season of the Frank Wilson era on Saturday, Dec. 17, when it takes on New Mexico (8-4) in the 11th annual Gildan New Mexico Bowl. Kickoff in the Roadrunners' first-ever game in the month of December is scheduled for 1 p.m. (CT) at University Stadium in Albuquerque. UTSA, which will be the designated home team despite in the Lobos' home stadium, became bowl eligible for the first time in program history with its 33-14 home victory against Charlotte in the regular season finale back on Nov. 26. The Roadrunners won seven games back in 2013, but they were in their final year of reclassifying to the Football Bowl Subdivision (FBS) and not eligible to play in the postseason. The contest also will mark the final game for UTSA's 22-member senior class (a complete list of this year's seniors can be found on page 17). Saturday will mark the 71st all-time game in school history, the 35th of which that will be played away from the Alamo City. The Roadrunners returned 41 letterwinners from last year's squad, including 14 starters (seven offense/five defense/two kickers).





« UTSA NOTEBOOK »

« UTSA FOOTBALL QUICK FACTS »

General Information

Name _____ The University of Texas at San Antonio
 Nickname _____ Roadrunners
 Colors _____ Navy Blue (289), Orange (1665) and White
 Founded _____ 1969
 Enrollment _____ 28,787 (24,462 undergraduate)
 President _____ Dr. Ricardo Romo (Texas '67)
 Athletics Director _____ Lynn Hickey (Ouachita Baptist '73)
 Athletics Department Phone _____ (210) 458-4161
 Ticket Office Phone _____ (210) 458-UTSA (8872)
 Affiliation _____ NCAA Division I FBS
 Conference _____ Conference USA
 Stadium (Capacity) _____ Alamodome (36,582)
 Playing Surface _____ Field Turf
 Press Box Phone _____ (210) 704-6200

Coaching Staff

Head Coach _____ Frank Wilson (Nicholls State '97)
 Career Record (Years) _____ 6-6 (1)
 Record at UTSA (Years) _____ 6-6 (1)
 Assistant Coaches _____
 Jason Rollins (associate head coach/linebackers),
 Ricky Brumfield (special teams coordinator/tight ends),
 Pete Golding (defensive coordinator/cornerbacks),
 Frank Scelfo (offensive coordinator/quarterbacks), Eric
 Henderson (defensive line), Jeff Kastl (receivers), Ryan
 Pugh (offensive line), Everette Sands (running backs),
 Patrick Toney (safeties)
 Quality Control (Offense) _____ Giovanni Vizza
 Quality Control (Defense/ST) _____ Bennett Dettlinger
 Graduate Assistant Coaches _____
 _____ Rishaw Johnson (Offense), Anthony Scelfo (Offense),
 _____ Will Thomas (Defense), Deron Wilson (Defense)
 Strength & Conditioning Coach _____ Ryan Filo
 Assistant Strength & Conditioning Coach _____ Spencer Ross
 Director of Operations _____ Amanda Gilpin
 Director of Player Personnel _____ Jacob LaFrance
 Assistant AD/Equipment Manager _____ Mike Villa
 Video Coordinator _____ Alex Nicasio
 Associate AD/Athletic Medicine _____ Jerry Greeson
 Football Office Phone _____ (210) 458-5011

Team Information

2015 Record _____ 3-9/.250
 2015 Conference Record _____ 3-5 (3rd/West)
 Letterwinners Returning/Lost _____ 41/19
 Starters Returning _____ 14 (7/5/2)
 Starters Lost _____ 10 (4/6/0)
 Offensive Formation _____ Pro-Style/Multiple
 Defensive Formation _____ 4-2-5

Program History

First Year _____ 2011
 All-Time Record _____ 32-38/.457
 All-Time Conference Record _____ 20-18/.526
 _____ (WAC 2012; C-USA 2013-present)

Athletics Communications

Associate AD (coaches contact) _____ Kyle Stephens
 Email _____ kyle.stephens@utsa.edu
 Office Phone _____ (210) 458-4551
 Cell Phone _____ (210) 887-3636
 Associate Director (players contact) _____ Brian Hernandez
 Email _____ brian.hernandez1@utsa.edu
 Cell Phone _____ (210) 269-7110
 Assistant Directors _____ Jordan Korphage, Zena Rex
 Mailing Address _____ One UTSA Circle, San Antonio, TX 78249
 Website _____ goUTSA.com

TUNING IN: Saturday's game will be broadcast live on ESPN and it also will be available online at *ESPN3.com* or with the WatchESPN app. Adam Amin (play-by-play), Mack Brown (analyst) and Molly McGrath (sidelines) will call all the action. The contest also can be heard live in San Antonio on Ticket 760 AM. Andy Everett (play-by-play) and Jay Riley (analyst) will handle the call. The pregame show will begin at 11 a.m. (CT) and there will be a 45-minute postgame show. ESPN Radio (SiriusXM channel 80) also will air the game with Roy Philpott (play-by-play), Clint Stoerner (analysis) and Kevin Weidl (sidelines) on the call. Please note that ESPN Radio owns all Internet streaming rights, including mobile apps.

GILDAN NEW MEXICO BOWL CHAIRMAN HAS COMMON BOND:

Gildan New Mexico Bowl Chairman and game founder Rudy Davalos has much in common with both UTSA and New Mexico. Davalos served as the Roadrunners' first director of athletics from 1976-84 (UTSA began NCAA competition in 1981-82) and he then served in that role for the Lobos from 1992-2005.

SCOUTING NEW MEXICO:

New Mexico, which is appearing in the Gildan New Mexico Bowl for the second consecutive year, comes into the game with an 8-4 overall record on the strength of wins in six of its final seven regular season outings. The Lobos went 6-2 in Mountain West Conference play this fall and finished in a three-way tie for the Mountain Division title with Boise State and Wyoming. New Mexico is led by fifth-year head coach Bob Davie, who has posted a 26-36 (.419) record in Albuquerque and a 61-61 overall mark in 10 years on sidelines. The Lobos, who returned 43 letterwinners and 18 starters from last year's squad that posted a 7-6 overall record, lead the FBS with 360.9 rushing yards per game.

SERIES HISTORY:

Saturday will mark UTSA's third all-time meeting with New Mexico. The teams have split the previous two matchups with each winning on the other's home field. The Roadrunners opened the 2013 campaign with a 21-13 victory at University Stadium and the Lobos returned the favor with a 21-9 triumph at the Alamodome the following season on Oct. 4, 2014 (a complete recap of the two previous meetings can be found on page 9).

UTSA/New Mexico All-Time Series Results — Tied, 1-1

Date	Score	Location
Aug. 31, 2013	UTSA 21, New Mexico 13	Albuquerque
Oct. 4, 2014	New Mexico 21, UTSA 9	San Antonio

TUAUEFA EARNS NUMEROUS POSTSEASON ACCOLADES FROM CONFERENCE USA:

Redshirt freshman LB Josiah Tavaeafa picked up a trifecta of awards from Conference USA last week, as he was named the league's Freshman of the Year, first-team all-conference and to the All-Freshman Team. Tavaeafa became the first Roadrunner to ever earn a conference postseason individual award in program history and he also is the first player to earn first-team C-USA accolades in UTSA's four years in the league and the second player to earn a spot on a league's top team overall (Triston Wade was a 2012 first-team All-Western Athletic Conference pick). The converted defensive end has had a debut season to remember, as he has racked up a program single-season record 104 tackles to go along with 7.5 TFLs, five sacks, seven QB hurries and an interception. He currently ranks third among FBS freshmen in tackles.

UTSA Single-Season Tackles

Player (Year)	TT
1. <u>Josiah Tavaeafa (2016)</u>	<u>104</u>
2. <u>Brandon Reeves (2012)</u>	<u>95</u>

FBS Freshman Leaders — Total Tackles

Player, Team	TT (G)
1. <u>Bryan London, Texas State</u>	<u>141 (12)</u>
2. <u>Joe Giles-Harris, Wake Forest</u>	<u>107 (12)</u>
3. <u>Josiah Tavaeafa, UTSA</u>	<u>104 (12)</u>



Josiah Tauaefa Tackles Tracker

Date	Opponent	TT
Sept. 3	Alabama State	13
Sept. 10	at Colorado State	9
Sept. 16	Arizona State	9
Sept. 24	at Old Dominion	15
Oct. 8	Southern Miss	12
Oct. 15	at Rice	10
Oct. 22	UTEP	7
Oct. 29	North Texas	4
Nov. 5	at Middle Tennessee	8
Nov. 12	at Louisiana Tech	7
Nov. 19	at #22 Texas A&M	4
Nov. 26	vs. Charlotte	6
Total	12 games	104

SEVEN PLAYERS EARN ALL-CONFERENCE USA LAURELS: Seven UTSA players — led by first-team selection redshirt freshman LB Josiah Tauaefa and second-teamers junior DE Marcus Davenport and senior S Michael Egwuagu — earned All-Conference USA accolades in a vote of the league’s 13 head coaches, the conference office announced last week. The other four Roadrunners to be recognized were honorable mention selections junior DS Matt Bayliss, senior OT Jevonte Domond, senior S Jordan Moore and junior WR Josh Stewart.

COMING FULL CIRCLE: Senior S Michael Egwuagu and senior TE Trevor Stevens will finish their UTSA careers at the same place that they started, at University Stadium in Albuquerque, N.M. Egwuagu had two tackles on defense in UTSA’s 21-13 victory against New Mexico back on Aug. 31, 2013, while Stevens saw action on special teams as a member of the squad’s extra point and kickoff return units. Senior RB Jarveon Williams also was a part of the program that season, but he did not make the trip with the club to New Mexico due to injury.

STILL GOING TO MAKE THE GRADUATION WALK: This year’s Gildan New Mexico Bowl coincides with UTSA’s commencement ceremonies in San Antonio and 14 members of the Roadrunners program are on track to graduate this week. Although they will not be in town to accept their diplomas from President Dr. Ricardo Romo, the program will hold a ceremony in Albuquerque for the graduates, so they can go through the experience. This year’s group of players “walking” includes senior OT Gabe Casillas, junior S Justin Chavez, junior OG/T Reed Darragh, senior RB Blake Dean, senior LB Kevin Garcia, junior CB Aneas Henricks, junior WR Brady Jones, senior RB Andrew King, senior DT Vontrell King-Williams, senior LB Dalton Miller, senior DE Romario Napoles, junior WR Aron Taylor, senior WR JaBryce Taylor and senior RB Corbin White.

UTSA BECOMES BOWL ELIGIBLE IN REGULAR SEASON FINALE: UTSA became bowl eligible for the first time in program history with a 33-14 home victory against Charlotte in its regular season finale back on Nov. 26. With the historic win, the Roadrunners ended the regular season at 6-6 and finished second in Conference USA’s West Division with a 5-3 ledger. UTSA piled up 520 yards of offense and held the 49ers to just 237 yards in a game that saw the home team hold the ball for a season-best 38:21. Starting junior QB Dalton Sturm completed 18-of-33 passes for 286 yards and two touchdowns, while senior QB Jared Johnson came off the bench in the fourth quarter to throw for 128 yards and another score on 5-of-7 passing. The 414 combined passing yards were a new school single-game record. Kerry Thomas Jr. also set a program record with 145 receiving yards on five catches, including a 73-yard score on the third play from scrimmage to help stake UTSA to an early lead (*a complete recap can be found on page 31*).

« **ROADRUNNERS SPORTS NETWORK** »

The Roadrunners Sports Network brings fans closer to the action through live audio, radio broadcasts, live video and highlights.



All UTSA football games will be broadcast in the San Antonio area on KTKR Ticket 760 AM beginning with a two-hour pregame show. The games can be heard online at goUTSA.com or on a mobile device with the free iHeartRadio app. Andy Everett (play-by-play) and Jay Riley (analysis) will call all the action and there also is a 45-minute postgame show.

Everett also will host “The Frank Wilson Radio Show” from 7-8 p.m. each Wednesday during the season beginning on Aug. 31 live at Lion & Rose British Restaurant & Pub at The Rim (17627 La Cantera Pkwy). The broadcast can be heard on KTKR Ticket 760 AM, online at goUTSA.com and ticket760.com or with the iHeartRadio app. Please visit goUTSA.com for the latest schedule.

Additional audio and video, including podcasts, interviews and highlights, can be found at goUTSA.com.



« **UTSA FOOTBALL INSIDER** »

“UTSA Football Insider” is a 30-minute television magazine show that airs weekly during the season on three different networks. Fans may watch it on Spectrum Sports (formerly Time Warner Cable SportsChannel) at 5:30 p.m. each Thursday and again at 5 p.m. each Friday, on ROOT Sports Southwest at 5:30 p.m. each Friday and on KMYS-CW 35 San Antonio at 10:30 a.m. each Saturday. Please check local listings for availability in your area. It also is available on-demand at goUTSA.com.



Host Hector Ledesma and reporter Aerin Carreno give fans an all-access look at the Roadrunners through game highlights and previews, plus feature stories on players and activities around the UTSA campus supporting the team.





SCORING FIRST EQUALS SUCCESS: UTSA has scored first in six games this season — vs. Alabama State (Sept. 3), vs. Southern Miss (Oct. 8), vs. UTEP (Oct. 22), vs. North Texas (Oct. 29), at Middle Tennessee (Nov. 5) and vs. Charlotte (Nov. 26) — and the Roadrunners have gone on to win five of those contests. UTSA's lone setback when scoring first this fall was in its five-overtime loss to UTEP, which was the longest game in Conference USA history and fifth-longest in FBS annals.

FIRST-TIME STARTERS: UTSA has seen a total of 24 first-time starters (14 defense/10 offense) take the field in the opening 12 games of the season and that figure ranks fifth in the country (Illinois leads with 28). In the season opener against Alabama State (Sept. 3), the Roadrunners' starting lineup featured a total of nine first-time starters, five on defense and another four on offense. Defensive first-time starters included junior CB N'Keal Bailey, redshirt freshman DT Baylen Baker, junior LB La'Kel Bass, senior S Jordan Moore and redshirt freshman LB Josiah Tauaefa. Meanwhile, offensive first-time starters included senior OT Gabriel Casillas, senior OT Jevonte Domond, sophomore RB Halen Steward and junior WR Josh Stewart. The Colorado State (Sept. 10) contest saw junior WR Brady Jones make his first career start in the slot and junior OG Stefan Beard, freshman CB Teddrick McGhee and junior WR Marquez McNair drew starting assignments against Arizona State (Sept. 16). Senior DE Ben Kane and junior TE Shaq Williams were in the starting lineup for the first time at Old Dominion (Sept. 24) and the Southern Miss (Oct. 8) game saw redshirt freshman WR Matt Guidry, junior CB Austin Jupe and senior RB Andrew King draw their inaugural starts. UTSA's lone first-time starter at Rice (Oct. 15) was sophomore S C.J. Levine, redshirt freshman DT King Newton drew his first start against UTEP (Oct. 22) and sophomore WR Larry Stephens lined up on the first play of the game against North Texas (Oct. 29). The next two weeks marked the first time this fall that the Roadrunners did not have a first-time starter take the field, but sophomore S Carl Austin III, junior CB Devron Davis and senior DT Vontrell King-Williams made the first starts of their Roadrunners career at then-No. 22 Texas A&M. UTSA did not have a first-time starter in the regular season finale against Charlotte (Nov. 26).

FBS Leaders — First-Time Starters

Team	No.
1. Illinois	28
2. Missouri	27
3. Akron	26
4. Baylor	25
5. Bowling Green	24
Texas State	24
UTSA	24

BROTHERLY LOVE: Junior WRs Josh Stewart and Kerry Thomas Jr. became the first set of brothers to start the same game on offense for UTSA in its six-year history in the Sept. 3 season opener against Alabama State (they have gone on to start nine of the past 11 contests together). Bennett (defense) and Evans (offense) Okotcha both started the 2013 season finale against Louisiana Tech (Nov. 30), but they did so on opposite sides of the line of scrimmage.

STURM UNDER CENTER: Junior QB Dalton Sturm has started all 12 games for the Roadrunners this season and the last 19 contests overall dating back to the seventh contest of the 2015 campaign. The former walk-on, who earned a scholarship during the offseason, has connected on 159-of-273 passes (58.2 percent) for 2,052 yards and 18 touchdowns (No. 2 on UTSA's single-season chart). He has four completions of more than 70 yards — 71, 73, 75 & 77 — and those rank second through fifth on the program's all-time list. Sturm also has rushed for 263 yards and four TDs on 101 carries. The Goliad native opened the season 20-of-25 passing for 274 yards

and two TDs and he added a 51-yard score on the ground against Alabama State (Sept. 3). The 6-foot-2, 195-pounder rushed for a career-best 82 yards, including a 34-yard score, on 15 attempts and threw for 229 yards and three TDs against Arizona State (Sept. 16). Sturm was an efficient 10-of-12 for 193 yards, including a 71-yard TD and another completion for 77 yards, against Southern Miss (Oct. 8). He completed 18-of-34 throws for 214 yards and three TDs and added 74 rushing yards and a score against UTEP (Oct. 22). Sturm connected on 18-of-33 passes for a career-high 286 yards and two touchdowns in the regular season finale against Charlotte (Nov. 26).

UTSA Single-Season Passing Touchdowns

Player (Year)	TDs
1. Eric Soza (2012)	20
2. Dalton Sturm (2016)	18

UTSA Single-Season Touchdowns Responsible For

Player (Year)	TDs
1. Eric Soza (2012)	26 (20 pass/6 rush)
2. Dalton Sturm (2016)	22 (18 pass/4 rush)

HOT STARTS: Junior QB Dalton Sturm has made a habit of hot starts in seven of the season's first 12 games (minimum 80 percent). Sturm was an efficient 4-of-5 to open in the 45-25 victory at Middle Tennessee (Nov. 5) and that came on the heels of a 7-of-8 start against UTEP (Oct. 22), a 9-of-11 opening at Rice (Oct. 15) and a 10-of-12 performance in the 55-32 triumph against Southern Miss (Oct. 8). He completed his first six attempts and eight of his first 10 overall against Arizona State (Sept. 16), was 5-of-6 to open at Colorado State (Sept. 10) and 14-of-15 to start the season opener against Alabama State (Sept. 3).

Dalton Sturm's Hot Passing Starts

Date	Opponent	Comp-Att
Sept. 3	Alabama State	14-of-15
Sept. 10	at Colorado State	5-of-6
Sept. 16	Arizona State	8-of-10
Oct. 8	Southern Miss	10-of-12
Oct. 15	at Rice	9-of-11
Oct. 22	UTEP	7-of-8
Nov. 5	at Middle Tennessee	4-of-5

JOHNSON SOLID OFF BENCH IN PAST TWO OUTINGS: In his most extensive action of the season, senior QB Jared Johnson came off the bench to complete 15-of-24 passes for 186 yards, including a 10-yard touchdown to junior WR Josh Stewart, at then-No. 22 Texas A&M (Nov. 19). He then followed that up by going 5-of-7 for 128 yards, including a 20-yard TD toss to junior WR Marquez McNair. The graduate transfer from Sam Houston State now has appeared in seven contests this fall and connected on 41-of-75 throws for 564 yards and four scores in his limited action. He also caught an 8-yard TD from junior WR Brady Jones at Old Dominion (Sept. 24).

SPREADING THE WEALTH: UTSA's two quarterbacks have distributed their 200 completions to 15 pass-catchers this season. Leading the way is junior WR Josh Stewart, who has 36 catches for a UTSA single-season record 682 yards (18.9 avg.). Led by junior WR Kerry Thomas Jr.'s school-record eight touchdowns, a total of eight Roadrunners have caught a TD pass this fall. Meanwhile, six players have completed at least one pass for the Roadrunners, including sophomore P Yannis Routsas, who has been successful on all three of his passing attempts, two of which have come on fake field goals and the other on a fake punt. All told, 20 Roadrunners have at least one reception this year. Meanwhile, senior RB Jarveon Williams (3 yards vs. UTEP) and junior WR Brady Jones (8 yards at



Old Dominion) also have thrown TD passes for the Roadrunners in 2016.

BIG PLAY THREAT: Junior WR Josh Stewart had made an impact this season in what has been his first action since his senior year of high school back in 2012. Stewart earned honorable mention All-Conference USA accolades following a regular season that saw him register a team-leading 36 receptions for a UTSA single-season record 682 yards (18.9 avg./19th FBS) and five touchdowns. The 6-foot-4, 200-pounder has recorded the second and third longest catches in program history (77 yards vs. Southern Miss/75t at Rice) and also owns a pair of 100-yard performances, including a career-high seven catches for 113 yards at Louisiana Tech (Nov. 12). He also had a pair of receptions for 103 yards at Rice (Oct. 15), an effort that included touchdowns of 75 and 28 yards. The College Station native hauled in six throws for 75 yards, including an acrobatic 10-yard scoring grab, in his homecoming at then-No. 22 Texas A&M (Nov. 19). Stewart added four receptions for 84 yards, including a 21-yard TD, against North Texas (Oct. 29) and posted four catches for 80 yards at Old Dominion (Sept. 24). He also had a 16-yard score at Middle Tennessee (Nov. 5).

UTSA Single-Season Receiving Yards

Player (Year)	Yards
1. <u>Josh Stewart (2016)</u>	<u>682</u>
2. <u>Kam Jones (2011)</u>	<u>578</u>

UTSA All-Time Longest Passing Plays

Yards	Name	Opponent (Date)
82t	Kenny Bias (from Eric Soza)	at New Mexico State (9/29/12)
77	Josh Stewart (from Dalton Sturm)	vs. Southern Miss (10/8/16)
75t	Josh Stewart (from Dalton Sturm)	at Rice (10/15/16)
73t	Kerry Thomas Jr. (from Dalton Sturm)	vs. Charlotte (11/26/16)
71t	Kerry Thomas Jr. (from Dalton Sturm)	vs. Southern Miss (10/8/16)

THOMAS SETS RECEIVING TOUCHDOWN MARKS: UTSA's career (13), single-season (8) and single-game (2) record holder for touchdown receptions, junior WR Kerry Thomas Jr. set a program single-game record with 145 receiving yards (on five receptions) in the regular season finale against Charlotte (Nov. 26). Thomas Jr. has 31 catches for 510 yards (16.5 avg.) and his 73-yard TD in the regular season finale against Charlotte (Nov. 26) and 71-yard score against Southern Miss (Oct. 8) rank as the fourth and fifth-longest catches in program history. The 6-foot, 205-pounder had five grabs for 89 yards, including scoring catches of 53 and nine yards, against UTEP (Oct. 22). The College Station native added four receptions for 62 yards in his homecoming at then-No. 22 Texas A&M (Nov. 19). He opened the campaign with three catches for 41 yards, including a 25-yard TD, against Alabama State (Sept. 3) and followed that up with four receptions for another 41 yards and a 10-yard score at Colorado State (Sept. 10). His other touchdowns this year came against North Texas (Oct. 29) and at Louisiana Tech (Nov. 12).

UTSA Single-Season Receiving Touchdowns

Player (Year)	TDs
1. <u>Kerry Thomas Jr. (2016)</u>	<u>8</u>
2. <u>David Morgan II (2015)</u>	<u>5</u>
<u>Josh Stewart (2016)</u>	<u>5</u>

UTSA Career Receiving Touchdowns

Player (Years)	TDs
1. <u>Kerry Thomas Jr. (2014-present)</u>	<u>13</u>
2. <u>David Morgan II (2011-15)</u>	<u>8</u>

WILLIAMS BECOMES UTSA'S ALL-TIME LEADING RUSHER:

Senior RB Jarveon Williams became UTSA's all-time leading rusher in his final season as a Roadrunner. The 2016 preseason All-Conference USA selection has rushed for a team-leading 775 yards on a squad-best 191 carries (4.1 avg.) to push his career total to 2,268. Williams has a program-record seven of the Roadrunners' 15 all-time 100-yard rushing performances and he ranks second on the school's career (19) and single-season (8/2016 & 2015) rushing touchdown charts. He has eight scores for the second consecutive season. The 5-foot-9, 200-pounder has produced three 100-yard outings this fall. He ran for a season-best 122 yards, including a program-record 92-yarder, and two scores on just 15 attempts against Southern Miss (Oct. 8). The local product out of Converse Judson High School racked up 109 yards and matched the school's single-game mark with three rushing TDs, on 21 totes at Middle Tennessee (Nov. 5). Williams also rushed for 104 yards on 21 carries against UTEP (Oct. 22). He had 95 yards, including a 46-yarder, and two touchdowns on 18 attempts at Louisiana Tech (Nov. 12) and accumulated 93 yards and a score on 21 totes at Old Dominion (Sept. 24). Williams also has caught 18 passes for another 212 yards (11.8 avg.), including career highs of five receptions for 81 yards, with one for 48, against Arizona State (Sept. 16). He also caught three passes for 54 yards, including a 33-yarder, in the regular season finale against Charlotte (Nov. 26). Williams also tossed a 3-yard touchdown pass against UTEP (Oct. 22). He became the first 1,000-yard rusher in program history last fall after running for 1,042 yards and eight touchdowns on 173 carries (6.0 avg.), which was an average of 94.7 per contest. All of those numbers were UTSA single-season records and he was an honorable mention all-conference selection.

UTSA Single-Season Rushing Yards

Player (Year)	Yards
1. <u>Jarveon Williams (2015)</u>	<u>1,042</u>
2. <u>Jarveon Williams (2016)</u>	<u>775</u>
3. <u>Jalen Rhodes (2016)</u>	<u>756</u>

UTSA Career Rushing Yards

Player (Years)	Yards
1. <u>Jarveon Williams (2013-present)</u>	<u>2,268</u>
2. <u>David Glasco II (2011-14)</u>	<u>1,752</u>

UTSA Career 100-Yard Rushing Games

Player (Years)	No.
1. <u>Jarveon Williams (2013-present)</u>	<u>7</u>
2. <u>Evans Okotcha (2011-13)</u>	<u>3</u>
3. <u>David Glasco II (2011-14)</u>	<u>2</u>

UTSA Career Rushing Touchdowns

Player (Years)	TDs
1. <u>David Glasco II (2011-14)</u>	<u>20</u>
2. <u>Jarveon Williams (2013-present)</u>	<u>19</u>





« UTSA NOTEBOOK »

« 2016 NATIONAL & CONFERENCE RANKINGS »

Team Offense	#	FBS	C-USA
Scoring offense	29.9	64	6
Total offense	376.4	97	8
Rushing offense	154.8	91	10
Passing offense	221.6	76	8
Team passing efficiency	138.53	45	6
First downs	235	96	11
3rd-down conversions	43.5	39	4
4th-down conversions	52.2	56	6
Red zone offense	87.0	43	3
Time of possession	31:37	34	2
Fumbles lost	7	38	5
Interceptions	7	22	3
Turnovers lost	14	19	2
Sacks allowed/gm	3.58	125	13

Team Defense	#	FBS	C-USA
Scoring defense	28.3	69	3
Total defense	400.0	58	4
Rushing defense	157.8	52	6
Passing defense	242.3	80	6
Team passing efficiency	130.30	63	4
First downs	254	62	3
3rd-down conversions	39.3	65	5
4th-down conversions	37.5	20	2
Red zone defense	77.8	27	1
Fumbles recovered	11	19	3
Interceptions	7	100	10
Turnovers gained	18	67	6
Turnover margin	+4	37	3
Sacks/gm	2.17	55	6

Special Teams/Misc.	#	FBS	C-USA
Kickoff return avg	23.46	25	3
Kickoff return defense	19.97	50	3
Net punting	37.64	60	4
Punt return avg	6.73	86	10
Punt return defense	6.97	52	7
Fewest penalties/gm	7.0	97	9
Fewest penalty yards/gm	59.83	95	9

Individuals (FBS top 50 only)	#	FBS	C-USA
Josh Stewart (yards/reception)	18.94	19	2
La'Kel Bass (fumbles recovered)	2	26	1
Andrew Martel (fumbles recovered)	2	26	1
Matt Guidry (kickoff return avg)	24.0	35	4
Brett Winnegan (kickoff return avg)	23.9	37	5
Dalton Sturm (passing efficiency)	139.5	44	7
Kerry Thomas Jr. (receiving TDs)	8	44	6
Yannis Routsas (punting avg)	41.9	46	4
Dalton Sturm (yards/completion)	12.91	49	5
Josiah Tauaefa (tackles/gm)	8.7	49	9
Dalton Sturm (passing TDs)	18	50	7

RHODES HAS BREAKOUT SOPHOMORE CAMPAIGN:

Sophomore RB Jalen Rhodes has provided a strong presence in UTSA's backfield during his second season as a Roadrunner. Rhodes has set the program's single-season record with nine rushing touchdowns and he ranks second in total TDs with 10 (9 rush/1 rec). The Rowlett native, who is just two rushing yards shy of reaching 1,000 for his career, ranks second on the club with 756 yards on 142 carries (5.3 avg.) and also has 17 receptions for 160 yards. The 5-foot-9, 195-pounder rushed for a career-high 165 yards and a school-record-tying three TDs, including an 80-yarder, on just 14 attempts against Southern Miss (Oct. 8). He added two scores and 74 yards on only nine totes against North Texas (Oct. 29) and had 84 yards, including a 28-yarder to paydirt, on 15 carries the previous week against UTEP (Oct. 22). Rhodes racked up 81 yards, including a 26-yard TD, on 18 attempts at Middle Tennessee (Nov. 5). He hauled in five receptions for 54 yards at Colorado State (Sept. 10).

UTSA Single-Season Rushing Touchdowns

Player (Year)	TDs
1. Jalen Rhodes (2016)	9
2. Evans Okoicha (2012)	8
Jarveon Williams (2016)	8
Jarveon Williams (2015)	8

UTSA Single-Season Total Touchdowns

Player (Year)	TDs
1. Evans Okoicha (2012)	11 (8 rush/3 rec)
2. Jalen Rhodes (2016)	10 (9 rush/1 rec)

UTSA Single-Game Rushing Touchdowns

Player (Game)	TDs
1. Evans Okoicha (at Georgia State/Sept. 15, 2012)	3
Jalen Rhodes (Southern Miss/Oct. 8, 2016)	3
Eric Soza (at Idaho/Nov. 11, 2012)	3
Jarveon Williams (at Middle Tennessee/Nov. 5, 2016)	3

UTSA Single-Game Rushing Yards

Player (Game)	Yds (Att)
1. Jarveon Williams (at Charlotte/Nov. 14, 2015)	186 (19)
2. Jarveon Williams (Colorado State/Sept. 26, 2015)	170 (13)
3. Jalen Rhodes (Southern Miss/Oct. 8, 2016)	165 (14)

TAUAEFA PACING DEFENSE IN RECORD-BREAKING DEBUT

SEASON: Redshirt freshman LB Josiah Tauaefa has had a debut season to remember this fall. Tauaefa earned Conference USA Freshman of the Year, first-team all-league and C-USA All-Freshman Team accolades last week. The 6-foot-1, 230-pounder, who made the transition from defensive end last spring, has racked up a program single-season record 104 tackles to go along with 7.5 TFLs, five sacks, seven QB hurries and an interception. He currently ranks third among FBS freshmen in tackles. Tauaefa opened his career with 13 stops and a pair of sacks against Alabama State (Sept. 3) and just missed UTSA's single-game mark three weeks later when he registered 15 tackles at Old Dominion (Sept. 24). He added another 12 against Southern Miss (Oct. 8) en route to C-USA Defensive Player of the Week accolades and 10 more at Rice (Oct. 15).

DAVENPORT FINISHING SEASON STRONG:

Junior DE Marcus Davenport's strong finish to the regular season helped propel him to second-team All-Conference USA honors. The local product out of Stevens High School leads UTSA's defensive linemen with 62 tackles, including 10 for loss, and he also has team-leading marks of 6.5 sacks and a program-record eight QB hurries. He was a force to finish the regular season, posting 32 stops, seven TFLs and 4.5 sacks in the Roadrunners' final five outings. One of the tallest defensive ends in the nation, the 6-foot-7, 245-pounder racked up a career-high 11 tackles at then-No. 22 Texas A&M (Nov. 19) and also



added 1.5 TFLs, one sack and a fumble recovery against the Aggies. Davenport had seven stops, including two sacks, at Louisiana Tech (Nov. 12) and also recorded a pair of sacks in the season opener against Alabama State (Sept. 3).

UTSA Career Sacks

Player (Years)	Sacks
1. Jason Neill (2011-15)	14
2. Marcus Davenport (2014-present)	13.5

UTSA Single-Season Sacks

Player (Year)	Sacks
1. Jason Neill (2015)	8.5
2. Marlon Smith (2011)	8.0
3. Marcus Davenport (2016)	6.5
4. Brandon Reeves (2012)	6.0
5. La'Kel Bass (2016)	5.0
Josiah Tavaeafa (2016)	5.0
Two other players	5.0

UTSA Single-Season QB Hurries

Player (Year)	QBH
1. Marcus Davenport (2016)	8
2. Jason Neill (2012)	7
Josiah Tavaeafa (2016)	7

EGWUAGU CONSISTENT FORCE IN SECONDARY: Senior S Michael Egwuagu has had a solid final campaign for the Roadrunners, one that saw him earn second-team All-Conference USA laurels last week. Egwuagu ranks third on the club with 76 tackles, 6.5 of which have come behind the line of scrimmage, and he also has a team-leading eight passes defended, one interception, two forced fumbles and one fumble recovery. Playing "Lion" safety in UTSA's 4-2-5 defensive scheme, the 6-foot, 200-pounder racked up a career-high 12 stops at Colorado State (Sept. 10) and added another 10 the following week against Arizona State (Sept. 16). He also returned a blocked field goal 82 yards for a touchdown at Louisiana Tech (Nov. 12).

UTSA Career Interceptions

Player (Years)	Sacks
1. Triston Wade (2011-14)	12
2. Michael Egwuagu (2013-present)	6
Bennett Okotcha (2013-15)	6

BASS MAKING HIS MARK: Junior LB La'Kel Bass has been a force on the second level in his inaugural season with the Roadrunners. Bass has tied Jason Neill's single-season program record with 11 tackles for loss and he ranks second on the squad with 78 tackles and five sacks. The 6-foot-1, 225-pounder also has three QB hurries, two fumble recoveries and a forced fumble. He had a season-best 12 stops at Rice (Oct. 15) and added a team-high nine tackles and two sacks at Middle Tennessee (Nov. 5). Bass led the team in tackles in four consecutive games from Oct. 15-Nov. 5 (at Rice/vs. UTEP/vs. North Texas/at Middle Tennessee).

UTSA Single-Season Tackles For Loss

Player (Year)	TFLs
1. La'Kel Bass (2016)	11.0
Jason Neill (2015)	11.0
2. Marcus Davenport (2016)	10.0
Cody Rogers (2014)	10.0
Marlon Smith (2011)	10.0

BIG-TIME SACK ATTACK: UTSA registered a program-record six sacks in the season-opening 26-13 victory against Alabama State (Sept. 3). That broke the previous mark of five that had occurred six times (last: at Marshall; Oct. 5, 2013). Leading the way was the duo of junior DE Marcus Davenport and redshirt freshman LB Josiah Tavaeafa, who both recorded two each. The Roadrunners added five in the 45-25 victory at Middle Tennessee (Nov. 5) and they have a program-record-tying 26 this fall.

RACKING UP TURNOVERS: UTSA forced a season-high four turnovers for the second consecutive week at Middle Tennessee (Nov. 5) and the Roadrunners now have racked up 18 (11 FRs/7 INTs) through the first 12 games of the year, while losing only 14 (19th FBS).

SEVEN PICKS BY SEVEN DIFFERENT PLAYERS: When it has come to interceptions this season, the Roadrunners definitely have spread the wealth, as they have seen their seven come from seven different players. Junior S Chase Dahlquist (vs. North Texas), junior CB Devron Davis (at Middle Tennessee), senior S Michael Egwuagu (at Middle Tennessee), junior S Nate Gaines (vs. Arizona State), freshman CB Teddrick McGhee (vs. North Texas), senior S Jordan Moore (at Middle Tennessee) and redshirt freshman LB Josiah Tavaeafa (vs. Southern Miss) all have picked off passes for UTSA this fall.

SPECIAL TEAMS TURNOVERS LEADING TO POINTS: UTSA came up with its fifth special teams turnover at Rice (Oct. 15) and that led to junior WR Josh Stewart's 28-yard touchdown catch from junior QB Dalton Sturm. The Roadrunners previously recovered a fumble on the opening kickoff of the season opener against Alabama State (Sept. 3), a pair of muffed punts against Arizona State (Sept. 16) and another mishandled punt against Southern Miss (Oct. 8). UTSA has scored a total of 30 points (four touchdowns/one field goal) following their opponent's special teams miscues this season.

YOU CAN'T COACH HEIGHT: Junior DS Matt Bayliss, an honorable mention All-Conference USA selection, stands 6-foot-6 and he is the tallest long snapper in the FBS. Bayliss has handled all of the team's deep snaps this season has not had one errant snap in 125 attempts (67 punts/43 PATs/15 FGs). He also has registered four special teams tackles and a fumble recovery.

SECOND-TO-LAST: UTSA became the second-to-last FBS team to attempt a field goal when Victor Falcon connected from 26 yards out with 9:41 remaining in the third quarter at Old Dominion (Sept. 24). UNLV was the last remaining FBS program to attempt a field goal this season, but the Rebels successfully connected on three later that night against Idaho. Falcon is 10-for-15 this season with a long of 45 yards, which came against Southern Miss (Oct. 8).

UTSA PLAYS LONGEST GAME IN CONFERENCE USA HISTORY: Despite dropping a 52-49 decision to UTEP in five overtimes back on Oct. 22, UTSA was a part of history, as the game was the longest in Conference USA history and the fifth-longest in FBS annals.

TWO ROADRUNNERS HAVE FAMILY NFL TIES: Two UTSA players have significant family ties when it comes to relatives that have played in the National Football League (NFL). Redshirt freshman DT King Newton is the son of Nate Newton, who was a three-time Super Bowl Champion (1992-93, '95) and six-time Pro Bowl offensive guard (1992-96, '98) for the Dallas Cowboys. Meanwhile, junior WR Marquez McNair is the nephew of the late Steve McNair, who played quarterback in the NFL from 1995-2006 after winning the 1994 Walter Payton Award (NCAA Division I-AA's top player) and finishing third in the Heisman Trophy balloting.



« UTSA NOTEBOOK »

GRADUATE TRANSFERS FILL OUT ROSTER: There are five senior graduate transfers among the many new faces on UTSA's roster this fall. OT Jevonte Domond, LB Ronnie Feist and S Jordan Moore all earned degrees from LSU before coming to the Alamo City, while QB Jared Johnson and TE Jordan Jones walked across the stage at Sam Houston State and Gardner-Webb, respectively.

MORE ABOUT THIS YEAR'S ROSTER: UTSA's 113-man roster features 22 seniors, 34 juniors, 24 sophomores and 33 freshmen. Meanwhile, 85 players hail from Texas, while another six call California home. There also are four players from both Florida and Mississippi, three from Louisiana, two each from Georgia, Illinois, Oklahoma and Tennessee and one from Arizona, Kansas and Missouri.

WILSON NEW MAN IN CHARGE: A new era of UTSA Football began on Jan. 15 when the Roadrunners hired Frank Wilson as their new head coach. Widely considered one of the most valuable assistant coaches in all of college football, Wilson came to the Alamo City following a successful six-year stint as the running backs coach and recruiting coordinator at LSU from 2010-15, where he also served as associate head coach for his final four seasons with the Tigers. He also has been an assistant coach at Tennessee (2009), Southern Miss (2008) and Mississippi (2005-07). While at LSU, he was recognized as the nation's top assistant coach at his position in 2011. Wilson also was named the 2011 Recruiter of the Year by *Rivals.com*, the 2014 *NFL.com* Top Recruiter in College Football and the 2015 *Scout.com* SEC Recruiter of the Year. As the recruiting coordinator at LSU, Wilson led the Tigers to back-to-back top-five recruiting classes in 2014-15 among five total groups that ranked among the top 10 nationally. He served as the lead recruiter for a long list of prominent players and has coached or recruited 25 individuals who have made it to the National Football League.

BROADCASTING THE BIRDS: All 13 UTSA games this fall have been selected for broadcast across nine different networks (ESPN/ESPN2/ESPNU/ESPN3/American Sports Network/belN Sports/Conference USA Campus Insiders/KMYS-CW 35 San Antonio/Mountain West Conference Campus Insiders). The Roadrunners, who have seen their last 48 outings appear over the airwaves, will see that streak increase to 49 when they take the field for Saturday's Gildan New Mexico Bowl and that dates back to the first game of the 2013 campaign, which ironically came against the same opponent (New Mexico) and at the same stadium (University Stadium) as this weekend's contest.

HOME SWEET HOME: This year's season opener marked UTSA's first at home since its inaugural 2011 campaign, which coincidentally also took place on a Sept. 3. The Roadrunners downed Northeastern (Okla.) State by a score of 31-3 that afternoon.

SEASON-OPENING SUCCESS: UTSA picked up its fifth season-opening victory in six tries when it downed Alabama State by a score of 26-13. The Roadrunners saw their four-game winning streak in season openers come to an end with last year's 42-32 loss at No. 22 Arizona. UTSA previously had won all four of its lid-lifters dating back to its inaugural 2011 campaign. The Roadrunners downed Northeastern (Okla.) State at the Alamodome by a score of 31-3 in the program's first-ever game back on Sept. 3, 2011, and the next three years saw them open the fall on the road. UTSA picked up its first-ever FBS and road victory with a come-from-behind 33-31 triumph at South Alabama on Sept. 1, 2012. The Birds then outlasted New Mexico by a count of 21-13 on Aug. 31 in its 2013 opener and the following year saw the Roadrunners stun Houston by a score of 27-7 on Aug. 29 in the first-ever game at brand-new TDECU Stadium.

All-Time Season Openers (5-1)

Date	Opponent	Score
Sept. 3, 2011	Northeastern (Okla.) State	W, 31-3
Sept. 1, 2012	at South Alabama	W, 33-31
Aug. 31, 2013	at New Mexico	W, 21-13
Aug. 29, 2014	at Houston	W, 27-7
Sept. 3, 2015	at #22 Arizona	L, 32-42
Sept. 3, 2016	Alabama State	W, 26-13

ONE-MILLIONTH FAN: The announced attendance of 23,807 in the Nov. 26 home finale against Charlotte included the one-millionth fan to come through the gates of the Alamodome for a UTSA game. The Roadrunners now have drawn 1,005,495 fans in their six seasons of play (36 home games).





« FIRST MEETING — AUG. 31, 2013 »
UTSA 21, NEW MEXICO 13
ALBUQUERQUE, N.M. (UNIVERSITY STADIUM)

ALBUQUERQUE, N.M. (AP) — Eric Soza's 11-yard touchdown pass to David Glasco II completed a 99-yard, fourth-quarter drive that capped UTSA's 21-13 season-opening victory over New Mexico.

It was Glasco's second touchdown of the game for UTSA on a night the Roadrunners overcame an early 13-0 deficit.

New Mexico drove it back as far as midfield with one minute remaining, but the UTSA defense made a fourth-down stop to clinch it.

"Our defense played one heck of a game," said Soza, who finished with 237 yards passing and two touchdowns. "The players of the game was our defense."

New Mexico opened the scoring four minutes into the first quarter when SaQwan Edwards returned a fumble 45 yards, but New Mexico's attempt at a 2-point conversion failed.

The Lobos added a 37-yard touchdown pass from Cole Gautsche to Marquis Bundy early in the second quarter.

However, UTSA made some adjustments at halftime and began to execute better in the second half.

The front line's ability to bottle up Lobos running back Kasey Carrier, who averaged 122 yards a game last season but finished with 58 on Saturday, was a big key.

"Our front four played fantastic and really plugged it up," linebacker Steven Kurfels said.

The Roadrunners began their comeback when Glasco bulled in from 1-yard out before halftime.

Soza found a wide-open Brandon Armstrong for a 38-yard touchdown three minutes into the third quarter to give UTSA its first lead, 14-13.

On the crucial pass to Glasco, which came on second-and-goal from the 8-yard-line, Soza scrambled around then flipped it toward the end zone just before crossing the line of scrimmage.

"I saw him and I said, 'Don't do it. Don't do it,' Glasco said. "I know Soza. He has a little bit of Brett Favre in him and then 'boop,' sure enough, he did it and it was a great play."



Attendance: 26,311	1	2	3	4	Final
UTSA (1-0)	0	7	7	7	21
New Mexico (0-1)	6	7	0	0	13

SCORING SUMMARY

1st 11:11 UNM	SaQwan Edwards 45-yd fumble return (rush failed)	—
2nd 11:42 UNM	Marquis Bundy 37-yd pass from Cole Gautsche (Justus Adams kick)	6-80, 3:01
3:10 UTSA	David Glasco II 1-yd run (Sean Ianno kick)	10-75, 4:44
3rd 12:17 UTSA	Brandon Armstrong 38-yd pass from Eric Soza (Ianno kick)	6-75, 2:43
4th 3:00 UTSA	Glasco II 8-yd pass from Soza (Ianno kick)	8-99, 4:05

	UTSA	UNM
FIRST DOWNS	22	15
RUSHES-YARDS (NET)	33-157	42-193
PASSING YARDS (NET)	237	84
Passes: Comp-Att-Int	21-34-0	6-17-0
TOTAL OFFENSE PLAYS-YARDS	67-394	59-277
Fumble Returns-Yards	0-0	1-45
Punt Returns-Yards	1-(-2)	2-3
Kickoff Returns-Yards	0-0	2-38
Interception Returns-Yards	0-0	0-0
Punts (No-Avg)	7-34.3	7-47.0
Fumbles-Lost	1-1	1-0
Penalties-Yards	5-40	1-5
Time of Possession	32:11	27:49
Third-Down Conversions	3-10	2-13
Fourth-Down Conversions	0-0	1-3
Red-Zone Scores-Chances	2-2	0-0
Sacks By: Number-Yards	2-11	3-17

RUSHING: UTSA — Soza 11-48; Jones 4-39; Glasco II 8-32; Grubb,A 2-24; Okotcha,E 6-17; Team 2-(-2). UNM — Gautsche 16-118; Carrier 20-54; Mitchem 3-8; Magnant 1-6; Gongbay 1-4; Wiggins 1-3.

PASSING: UTSA — Soza 21-34-0-237. UNM — Gautsche 4-12-0-65; Mitchem 2-5-0-19.

RECEIVING: UTSA — Jones 5-65; Harrison 3-30; Armstrong 2-38; Okotcha,E 2-20; Grubb,S 2-20; Bias 2-17; Mack1-15; Monroe 1-10; Holmes 1-9; Glasco II 1-8; Hubble 1-5. UNM — Bundy 3-53; Aho 1-18; Wiggins 1-11; Clayton 1-2.

FUMBLES: UTSA — Okotcha,E 1-1. UNM — Foley 1-0.

« LAST MEETING — OCT. 4, 2014 »
NEW MEXICO 21, UTSA 9
SAN ANTONIO, TEXAS (ALAMODOME)

SAN ANTONIO — Backup quarterback Lamar Jordan came off the bench and rushed for 106 yards and a touchdown and passed for 72 more to help New Mexico rally for a 21-9 victory at UTSA.

Jordan, who replaced starter Cole Gautsche at the end of the first quarter, tallied 106 yards on nine carries and helped the Lobos extend the Roadrunners' losing streak to four games. Jhurrell Pressley added 102 yards on five carries, including a 77-yard dash around left end midway through the fourth quarter that provided the final 12-point margin. New Mexico finished with 283 of its 370 total yards on the ground.

Jarveon Williams led UTSA offensively with 95 rushing yards on nine carries, including 28- and 24-yard runs, and he added 62 receiving yards on two catches, one that went for 56 yards.

Jordan had 76 of his 90 rushing yards in the third quarter, including a 61-yard scamper that led to a 1-yard plunge by Crusoe Gongbay for the Lobos' first score of the afternoon. He added a 9-yard TD run late in the third frame that put the visitors up for good.

UTSA pushed the ball to the New Mexico 44 with a pair of 21-yard connections from Tucker Carter to Marcellus Mack, but Markel Byrd stepped in front of Carter's next pass attempt and returned the interception 21 yards to give the ball back to the Lobos with 6:28 remaining.

New Mexico used its ground game from there to run out the rest of the clock and even the all-time series between the two schools at one game apiece.

Neither team was able to light up the scoreboard until late in the first half when UTSA put together a 14-play, 80-yard drive that was highlighted by a 25-yard pass from Blake Bogenschutz to Kam Jones and a 13-yard run by Williams. The first scoring possession the day was capped by a 20-yard field goal by Sean Ianno.

The Roadrunners opened the second stanza with an eight-play, 75-yard scoring march that made it 9-0.

Bogenschutz, who finished 10-of-16 for 169 passing yards, found Kenny Harrison open for a 21-yard sideline pass to set up UTSA at the New Mexico 41. Two plays later, the freshman signal caller threw deep to Mack, who came up with a catch off a tipped ball for 23 yards down to the six. Williams took the next play to paydirt with a jaunt up the middle. The Lobos blocked Ianno's extra-point attempt, which was the first failed PAT in UTSA annals.

However, the Lobos responded with 21 unanswered points on the strength of their ground game to secure the victory.



Attendance: 30,419	1	2	3	4	Final
New Mexico (2-3)	0	0	14	7	21
UTSA (1-4)	0	3	6	0	9

SCORING SUMMARY

2nd 0:36 UTSA	Sean Ianno 20-yd field goal	14-80; 7:22
3rd 11:23 UTSA	Jarveon Williams 6-yd run (Ianno kick blocked)	8-75; 3:37
9:20 UNM	Crusoe Gongbay 1-yd run (Zack Rogers kick)	5-75; 2:03
1:57 UNM	Lamar Jordan 9-yd run (Rogers kick)	6-19; 2:29
4th 7:37 UNM	Jhurrell Pressley 77-yd run (Rogers kick)	3-98; 1:20

	UNM	UTSA
FIRST DOWNS	15	18
RUSHES-YARDS (NET)	48-283	38-112
PASSING YARDS (NET)	87	229
Passes: Comp-Att-Int	9-14-0	14-24-2
TOTAL OFFENSE PLAYS-YARDS	62-370	62-341
Fumble Returns-Yards	0-0	0-0
Punt Returns-Yards	2-3	1-4
Kickoff Returns-Yards	3-76	1-21
Interception Returns-Yards	2-29	0-0
Punts (No-Avg)	5-34.0	4-39.5
Fumbles-Lost	0-0	3-0
Penalties-Yards	2-30	4-35
Time of Possession	31:46	28:14
Third-Down Conversions	8-15	4-12
Fourth-Down Conversions	1-2	1-2
Red-Zone Scores-Chances	2-2	2-3
Sacks By: Number-Yards	5-37	1-6

RUSHING: UNM — Jordan 9-106; Pressley 5-102; Gipson 15-32; Gautsche 3-28; Gongbay 9-18; Anaya 2-3; Wiggins 2-2; Magnant 1-2; Team 2-(-10). UTSA — Williams 9-95; Glasco II 11-28; Bogenschutz 7-(-1); Team 2-(-1); Armstrong 2-(-1); Carter 7-(-8).

PASSING: UNM — Jordan 7-11-0-72; Gautsche 2-2-0-15; Magnant 0-1-0-0. UTSA — Bogenschutz 10-16-1-169; Carter 4-8-1-60.

RECEIVING: UNM — Magnant 2-20; Gipson 2-14; Duncan 2-8; Anaya 1-41; Bundy 1-6; Pressley 1-(-2). UTSA — Mack 4-77; Jones 3-38 Williams 2-62; Harrison 2-30; Hubble 1-20; Grubb,A 1-2; Bias 1-0.

INTERCEPTIONS: UNM — Byrd 1-21; Newman 1-8. UTSA — None.

FUMBLES: UNM — None. UTSA — Team 2-0; Carter 1-0.



« 2016 UTSA NUMERICAL ROSTER »

#	Name	Pos.	Height	Weight	Yr.-Exp.	Hometown (High School/Previous School[s])
1	Devron Davis	CB	6-0	210	Jr.-TR	Stockton, Calif. (Franklin HS/Merced [Calif.] JC)
2	Jarveon Williams	RB	5-9	200	Sr.-3L	Converse, Texas (Judson HS)
3	Stanley Dye Jr.	CB	5-9	170	So.-1L	Orange Park, Fla. (Ridgeview HS)
4	Marquez McNair	WR	6-0	175	Jr.-TR	Magee, Miss. (Magee HS/Hinds [Miss.] CC)
5	Corbin White	RB	5-10	235	Sr.-SQ	Nettleton, Miss. (Nettleton HS/Northeast Mississippi JC)
6	Jaylon Henderson	QB	6-1	205	Fr.-RS	Kingwood, Texas (Park HS)
6	Aneas Henricks	CB	5-11	185	Jr.-1L	Bastrop, Texas (Bastrop HS)
7	Kerry Thomas Jr.	WR	6-0	205	Jr.-2L	College Station, Texas (A&M Consolidated HS)
8	Michael Egwuagu	S	6-0	220	Sr.-3L	Pflugerville, Texas (Connally HS)
9	Marcos Curry	LB	6-0	225	Jr.-2L	Round Rock, Texas (Stony Point HS)
10	Greg Campbell Jr.	WR	6-1	185	So.-SQ	Humble, Texas (Atascocita HS)
11	Nate Gaines	S	6-2	200	Jr.-2L	Mesquite, Texas (Poteet HS)
12	Manny Harris	QB	6-0	225	Fr.-RS	Copperas Cove, Texas (Copperas Cove HS)
12	Andrew Martel	S	6-1	205	Fr.-RS	Richmond, Texas (Foster HS)
13	Brandon Garza	QB	5-10	195	So.-TR	Harlingen, Texas (Harlingen HS/Houston)
13	Daniel Portillo	PK/P	5-11	170	Jr.-1L	Austin, Texas (Connally HS)
14	C.J. Levine	S	5-10	185	So.-1L	Port Arthur, Texas (Memorial HS)
14	Dalton Sturm	QB	6-2	195	Jr.-1L	Goliad, Texas (Goliad HS)
15	Isiah Cowan	LB	5-11	190	Jr.-TR	Killeen, Texas (Ellison HS/West Texas A&M)
15	Jared Johnson	QB	6-1	225	Sr.-TR	Grand Prairie, Texas (Grand Prairie HS/Sam Houston State)
16	Kirk Johnson Jr.	WR	5-7	150	Fr.-HS	DeSoto, Texas (DeSoto HS)
16	Clay Roberts	QB	6-1	185	Fr.-HS	Houston, Texas (St. Pius X HS)
17	Aron Taylor	WR	6-1	195	Jr.-2L	San Antonio, Texas (Warren HS)
18	Peyton Hall	WR	5-11	180	So.-SQ	San Antonio, Texas (Brandeis HS)
18	Isaiah Santos	S	5-11	200	So.-1L	Spring, Texas (Klein Collins HS)
19	Blaze Moorhead	WR	5-11	170	Fr.-RS	Fort Worth, Texas (All Saints HS)
20	Brett Winnegan	RB	5-9	190	So.-1L	Pearland, Texas (Dawson HS)
21	Brenndan Johnson	S	5-10	175	Fr.-HS	Waco, Texas (Midway HS/Naval Academy Prep)
22	Ronnie Feist	LB	6-1	230	Sr.-TR	Edgard, La. (West St. John HS/LSU)
22	Terence Shaw II	RB	5-9	180	Fr.-HS	Cypress, Texas (Cy Ranch HS)
23	Jaylon Dukes	RB	5-6	165	Fr.-HS	San Antonio, Texas (Brandeis HS)
23	Darryl Godfrey	S	6-0	185	So.-1L	San Antonio, Texas (O'Connor HS)
24	N'Keal Bailey	CB	6-0	180	Jr.-1L	Frisco, Texas (Princeton HS)
25	Carl Austin III	S	6-1	185	So.-1L	Austin, Texas (St. Stephen's Episcopal HS)
26	JaColbie Butler	CB	5-9	175	So.-1L	Pearland, Texas (Pearland HS)
27	Teddrick McGhee	CB	6-0	185	Fr.-HS	Memphis, Tenn. (East HS)
28	Jalen Rhodes	RB	5-9	195	So.-1L	Rowlett, Texas (Rowlett HS)
29	Jordan Moore	S	6-3	225	Sr.-TR	Atlanta, Ga. (King HS/TCU/LSU)
29	Matthew Wylie	PK	6-5	190	So.-SQ	Dripping Springs, Texas (Dripping Springs HS/Massachusetts)
30	Justin Chavez	S	5-10	195	Jr.-2L	Irving, Texas (MacArthur HS)
31	Tyrell Clay	RB	5-9	205	Jr.-1L	Corpus Christi, Texas (Miller HS)
32	Anthony Hickey	LB	6-0	240	Jr.-TR	San Juan Capistrano, Calif. (JSerra Catholic HS/Wagner/Saddleback [Calif.] JC)
33	Chase Dahlquist	S	6-0	195	Jr.-2L	Tulsa, Okla. (Union HS)
34	Halen Steward	RB	5-11	255	So.-1L	St. Augustine, Fla. (Menendez HS)
35	Avery Jackson	CB	5-8	175	Fr.-HS	Austin, Texas (Johnson HS)
35	Boo McKnight	RB	6-2	195	So.-TR	Bossier City, La. (Parkway HS/Southern Arkansas)
36	Isaiah Clay	S	5-7	195	So.-SQ	Corpus Christi, Texas (Carroll HS)
37	Carrington Kearney	CB	5-11	180	Fr.-HS	Pflugerville, Texas (Hendrickson HS)
37	Rayshun Spearman Jr.	WR	6-1	190	So.-TR	Killeen, Texas (Shoemaker HS/Oregon State/Alabama)
38	Andrew King	RB	5-11	240	Sr.-SQ	Shreveport, La. (Calvary Baptist Academy/Tyler [Texas] JC)
38	Mitch Vickery	S	5-8	185	Fr.-RS	San Antonio, Texas (Alamo Heights HS)
39	Yannis Routsas	P	6-3	200	So.-1L	Houston, Texas (Clear Brook HS)
40	Blake Dean	RB	6-1	230	Sr.-2L	Temple, Texas (Temple HS/West Texas A&M)
41	Austin Blake-Smith	TE	6-5	230	Sr.-TR	Fayetteville, Ga. (Spalding HS/Nassau [N.Y.] CC/Mesa [Ariz.] CC/Ventura [Calif.] JC)
41	Austin Jupe	CB	6-1	195	Jr.-SQ	San Antonio, Texas (East Central HS/Baylor)
42	La'Kel Bass	LB	6-1	225	Jr.-RS	St. Louis, Mo. (Christian Brothers HS/New Mexico Military Institute/Hutchinson [Kan.] CC)
43	Ben Kane	DE	6-2	250	Sr.-1L	West Covina, Calif. (South Hills HS/Citrus [Calif.] JC)

« 2016 UTSA NUMERICAL ROSTER »



#	Name	Pos.	Height	Weight	Yr.-Exp.	Hometown (High School/Previous School[s])
44	Les Maruo	LB	6-0	225	Jr.-TR	Wichita, Kan. (Goddard HS/Hutchinson [Kan.] CC)
44	Richard Turner	WR	5-9	165	Jr.-SQ	Plano, Texas (West HS/Austin [Texas] College)
45	DeQuarius Henry	DE	6-4	230	Fr.-HS	Houston, Texas (Sharpstown HS)
46	Ronnie Benavidez	S	5-10	185	Jr.-TR	Edinburg, Texas (Vela HS/Presentation College)
46	Seth Damrow	TE	6-2	205	Jr.-TR	San Antonio, Texas (O'Connor HS/Texas Lutheran)
47	Romario Napoles	DE	6-0	230	Sr.-1L	San Angelo, Texas (Central HS/Angelo State)
48	Hunter Duplessis	PK/P	5-8	190	Fr.-HS	San Antonio, Texas (Cole HS)
48	Jack Giblin	TE	6-3	215	Fr.-HS	Port Neches, Texas (Port Neches-Groves HS)
49	Matt Bayliss	DS	6-6	215	Jr.-1L	Tulsa, Okla. (Holland Hall HS)
50	Clayton Woods	OG	6-3	285	So.-1L	Dallas, Texas (Highland Park HS)
51	Steven Holman	LB	5-11	220	Jr.-SQ	Houston, Texas (Westside HS/Valparaiso)
53	Kevin Garcia	LB	6-0	240	Sr.-1L	Tyler, Texas (Chapel Hill HS/Tyler [Texas] JC)
54	Kevin Strong Jr.	DE	6-4	285	So.-1L	Cleveland, Texas (Cleveland HS)
55	Josiah Tauaefa	LB	6-1	230	Fr.-RS	Corinth, Texas (Lake Dallas HS)
56	Dalton Miller	LB	5-11	235	Sr.-3L	San Antonio, Texas (Warren HS)
57	Victor Falcon	PK/P	5-10	200	So.-SQ	Comfort, Texas (Comfort HS)
58	Alex Snow	C	6-3	290	Fr.-RS	League City, Texas (Clear Lake HS)
59	Gabe Duran	LB	5-10	210	Fr.-HS	Austin, Texas (Westlake HS)
60	Juan Perez-Isidoro	C	6-2	295	Jr.-2L	North Richland Hills, Texas (Birdville HS)
61	Coleman Dennis	DE	6-0	265	Fr.-RS	Wolfforth, Texas (Frenship HS)
62	Ryan Cavazos	DE	6-3	225	So.-TR	Austin, Texas (Bowie HS/Texas Lutheran)
63	Jesse Rivas	OG	6-3	315	Fr.-HS	Austin, Texas (McNeil HS)
64	Juan Rodriguez	DT	6-3	305	Sr.-HS	Edcouch, Texas (Edcouch-Elsa HS)
65	Stefan Beard	OG	6-3	295	Jr.-TR	Chicago, Ill. (Austin [Texas] Westlake HS/Navarro [Texas] JC)
66	Josh Oatis	OT	6-4	305	Fr.-HS	Gulfport, Miss. (West Harrison HS)
67	Kyle McKinney	OG/C	6-4	295	Jr.-1L	Boerne, Texas (Champion HS)
68	Austin Pratt	OG/C	6-2	295	Jr.-1L	Sealy, Texas (Sealy HS/Blinn [Texas] JC)
71	Cody Cole	OG/OT	6-2	280	Sr.-1L	Fort Myers, Fla. (Bishop Verot HS)
72	Gabriel Casillas	OT	6-4	285	Sr.-SQ	Chula Vista, Calif. (Eastlake HS/Southwestern [Calif.] JC)
73	David Anzaldua	OG	6-5	345	So.-SQ	Edinburg, Texas (North HS)
74	Reed Darragh	OG/OT	6-4	285	Jr.-2L	Buda, Texas (Hays HS)
75	Jonathan Tuiolosega	DE	6-2	275	Sr.-1L	Seaside, Calif. (Seaside HS/Monterey [Calif.] Peninsula JC)
76	Alec Gonzales	C/OG	6-2	315	So.-HS	San Antonio, Texas (East Central HS)
77	Zach Pare	OT	6-5	295	Fr.-HS	Georgetown, Texas (East View HS)
78	Jevonte Domond	OT	6-5	300	Sr.-TR	Glendale, Ariz. (Maricopa HS/Glendale [Ariz.] CC/LSU)
79	Jacob Graner	OG	6-4	315	Fr.-HS	Dripping Springs, Texas (Dripping Springs HS)
80	Josh Stewart	WR	6-4	200	Jr.-SQ	College Station, Texas (A&M Consolidated HS/Midwestern State)
81	Shaq Williams	TE	6-4	235	Jr.-RS	Jackson, Miss. (Central HS/Southwest Mississippi JC)
82	Dannon Cavil	WR	6-4	225	Jr.-SQ	San Antonio, Texas (Madison HS/Oklahoma)
83	JaBryce Taylor	WR	6-2	215	Sr.-1L	Lufkin, Texas (Lufkin HS/SMU/Navarro [Texas] JC)
84	Larry Stephens	WR	6-0	200	So.-1L	San Antonio, Texas (Brandeis HS)
85	Jordan Jones	TE	6-3	225	Sr.-TR	Clearwater, Fla. (Fork Union [Va.] Military Academy/Gardner-Webb)
86	Brady Jones	WR	5-10	185	Jr.-1L	George West, Texas (George West HS)
87	Trevor Stevens	TE	6-3	245	Sr.-3L	Friendswood, Texas (Friendswood HS)
88	Jesse Ebozue	WR	6-2	205	Fr.-HS	Arlington, Texas (Bowie HS)
89	Matt Guidry	WR	5-8	165	Fr.-RS	League City, Texas (Clear Springs HS)
90	Eric Banks	DE	6-5	230	Fr.-HS	Memphis, Tenn. (East HS)
91	Jarrold McLin	DE	6-2	240	Fr.-HS	Carthage, Texas (Carthage HS)
92	King Newton	DT	6-1	270	Fr.-RS	Southlake, Texas (Carroll HS)
93	Marcus Davenport	DE	6-7	245	Jr.-2L	San Antonio, Texas (Stevens HS)
94	Solomon Wise	DE	6-4	230	Fr.-HS	Coppell, Texas (Coppell HS)
95	Jacob Vasquez	DE	6-1	225	Fr.-HS	San Antonio, Texas (MacArthur HS)
96	Franklin Uesi	DE	6-2	270	Jr.-TR	Pleasant Hill, Calif. (Pleasant Hill HS/Diablo Valley [Calif.] JC)
97	Vontrell King-Williams	DT	6-1	325	Sr.-1L	Chicago, Ill. (Mount Carmel HS/Illinois/Butler [Kan.] CC)
98	T.J. King	DE	6-2	255	Fr.-RS	Irving, Texas (MacArthur HS)
99	Baylen Baker	DT	6-4	285	Fr.-RS	Abilene, Texas (Wylie HS)

« 2016 UTSA ALPHABETICAL ROSTER »

Name	#	Pos.	Height	Weight	Yr.-Exp.	Hometown (High School/Previous School[s])
Anzaldua, David	73	OG	6-5	340	So.-SQ	Edinburg, Texas (North HS)
Austin III, Carl	25	S	6-1	185	So.-1L	Austin, Texas (St. Stephen's Episcopal HS)
Bailey, N'Keal	24	CB	6-0	180	Jr.-1L	Frisco, Texas (Princeton HS)
Baker, Baylen	99	DT	6-4	285	Fr.-RS	Abilene, Texas (Wylie HS)
Banks, Eric	90	DE	6-5	230	Fr.-HS	Memphis, Tenn. (East HS)
Bass, La'Kel	42	LB	6-1	225	Jr.-RS	St. Louis, Mo. (Christian Brothers HS/New Mexico Military Institute/Hutchinson [Kan.] CC)
Bayliss, Matt	49	DS	6-6	215	Jr.-1L	Tulsa, Okla. (Holland Hall HS)
Beard, Stefan	65	OG	6-3	295	Jr.-TR	Chicago, Ill. (Austin [Texas] Westlake HS/Navarro [Texas] JC)
Benavidez, Ronnie	46	S	5-10	185	Jr.-TR	Edinburg, Texas (Vela HS/Presentation College)
Blake-Smith, Austin	41	TE	6-5	230	Sr.-TR	Fayetteville, Ga. (Spalding HS/Nassau [N.Y.] CC/Mesa [Ariz.] CC/Ventura [Calif.] JC)
Butler, JaColbie	26	CB	5-9	175	So.-1L	Pearland, Texas (Pearland HS)
Campbell Jr., Greg	10	WR	6-1	185	So.-SQ	Humble, Texas (Atascocita HS)
Casillas, Gabriel	72	OT	6-4	285	Sr.-SQ	Chula Vista, Calif. (Eastlake HS/Southwestern [Calif.] JC)
Cavazos, Ryan	62	DE	6-3	225	So.-TR	Austin, Texas (Bowie HS/Texas Lutheran)
Cavil, Dannon	82	WR	6-4	225	Jr.-SQ	San Antonio, Texas (Madison HS/Oklahoma)
Chavez, Justin	30	S	5-10	195	Jr.-2L	Irving, Texas (MacArthur HS)
Clay, Isaiah	36	S	5-7	195	So.-SQ	Corpus Christi, Texas (Carroll HS)
Clay, Tyrell	31	RB	5-9	205	Jr.-1L	Corpus Christi, Texas (Miller HS)
Cole, Cody	71	OG/OT	6-2	280	Sr.-1L	Fort Myers, Fla. (Bishop Verot HS)
Cowan, Isiah	15	LB	5-11	190	Jr.-TR	Killeen, Texas (Ellison HS/West Texas A&M)
Curry, Marcos	9	LB	6-0	225	Jr.-2L	Round Rock, Texas (Stony Point HS)
Dahlquist, Chase	33	S	6-0	195	Jr.-2L	Tulsa, Okla. (Union HS)
Damrow, Seth	46	TE	6-2	205	Jr.-TR	San Antonio, Texas (O'Connor HS/Texas Lutheran)
Darragh, Reed	74	OG/OT	6-4	285	Jr.-2L	Buda, Texas (Hays HS)
Davenport, Marcus	93	DE	6-7	245	Jr.-2L	San Antonio, Texas (Stevens HS)
Davis, Devron	1	CB	6-0	210	Jr.-TR	Stockton, Calif. (Franklin HS/Merced [Calif.] JC)
Dean, Blake	40	RB	6-1	230	Sr.-2L	Temple, Texas (Temple HS/West Texas A&M)
Dennis, Coleman	61	DE	6-0	265	Fr.-RS	Wolfforth, Texas (Frenship HS)
Domond, Jevonte	78	OT	6-5	300	Sr.-TR	Glendale, Ariz. (Maricopa HS/Glendale [Ariz.] CC/LSU)
Duplessis, Hunter	48	PK/P	5-8	190	Fr.-HS	San Antonio, Texas (Cole HS)
Dukes, Jaylon	23	RB	5-6	165	Fr.-HS	San Antonio, Texas (Brandeis HS)
Duran, Gabe	59	LB	5-10	210	Fr.-HS	Austin, Texas (Westlake HS)
Dye Jr., Stanley	3	CB	5-9	170	So.-1L	Orange Park, Fla. (Ridgeview HS)
Ebozue, Jesse	88	WR	6-2	205	Fr.-HS	Arlington, Texas (Bowie HS)
Egwuagu, Michael	8	S	6-0	220	Sr.-3L	Pflugerville, Texas (Connally HS)
Falcon, Victor	57	PK/P	5-10	200	So.-SQ	Comfort, Texas (Comfort HS)
Feist, Ronnie	22	LB	6-1	230	Sr.-TR	Edgard, La. (West St. John HS/LSU)
Gaines, Nate	11	S	6-2	200	Jr.-2L	Mesquite, Texas (Poteet HS)
Garcia, Kevin	53	LB	6-0	240	Sr.-1L	Tyler, Texas (Chapel Hill HS/Tyler [Texas] JC)
Garza, Brandon	13	QB	5-10	195	So.-TR	Harlingen, Texas (Harlingen HS/Houston)
Giblin, Jack	48	TE	6-3	215	Fr.-HS	Port Neches, Texas (Port Neches-Groves HS)
Godfrey, Darryl	23	S	6-0	185	So.-1L	San Antonio, Texas (O'Connor HS)
Gonzales, Alec	76	C/OG	6-2	315	So.-HS	San Antonio, Texas (East Central HS)
Graner, Jacob	79	OG	6-4	315	Fr.-HS	Dripping Springs, Texas (Dripping Springs HS)
Guidry, Matt	89	WR	5-8	165	Fr.-RS	League City, Texas (Clear Springs HS)
Hall, Peyton	18	WR	5-11	180	So.-SQ	San Antonio, Texas (Brandeis HS)
Harris, Manny	12	QB	6-0	225	Fr.-RS	Copperas Cove, Texas (Copperas Cove HS)
Henderson, Jaylon	6	QB	6-1	205	Fr.-RS	Kingwood, Texas (Park HS)
Henricks, Aneas	6	CB	5-11	185	Jr.-1L	Bastrop, Texas (Bastrop HS)
Henry, DeQuarius	45	DE	6-4	230	Fr.-HS	Houston, Texas (Sharpstown HS)
Hickey, Anthony	32	LB	6-0	240	Jr.-TR	San Juan Capistrano, Calif. (Serra Catholic HS/Wagner/Saddleback [Calif.] JC)
Holman, Steven	51	LB	5-11	220	Jr.-SQ	Houston, Texas (Westside HS/Valparaiso)
Jackson, Avery	35	CB	5-8	175	Fr.-HS	Austin, Texas (Johnson HS)
Johnson, Brenndan	21	S	5-10	175	Fr.-HS	Waco, Texas (Midway HS/Naval Academy Prep)
Johnson, Jared	15	QB	6-1	225	Sr.-TR	Grand Prairie, Texas (Grand Prairie HS/Sam Houston State)
Johnson Jr., Kirk	16	WR	5-7	150	Fr.-HS	DeSoto, Texas (DeSoto HS)
Jones, Brady	86	WR	5-10	185	Jr.-1L	George West, Texas (George West HS)

« 2016 UTSA ALPHABETICAL ROSTER »



Name	#	Pos.	Height	Weight	Yr.-Exp.	Hometown (High School/Previous School[s])
Jones, Jordan	85	TE	6-3	225	Sr.-TR	Clearwater, Fla. (Fork Union [Va.] Military Academy/Gardner-Webb)
Jupe, Austin	41	CB	6-1	195	Jr.-SQ	San Antonio, Texas (East Central HS/Baylor)
Kane, Ben	43	DE	6-2	250	Sr.-1L	West Covina, Calif. (South Hills HS/Citrus [Calif.] JC)
Kearney, Carrington	37	CB	5-11	180	Fr.-HS	Pflugerville, Texas (Hendrickson HS)
King, Andrew	38	RB	5-11	240	Sr.-SQ	Shreveport, La. (Calvary Baptist Academy/Tyler [Texas] JC)
King, T.J.	98	DE	6-2	255	Fr.-RS	Irving, Texas (MacArthur HS)
King-Williams, Vontrell	97	DT	6-1	325	Sr.-1L	Chicago, Ill. (Mount Carmel HS/Illinois/Butler [Kan.] CC)
Levine, C.J.	14	S	5-10	185	So.-1L	Port Arthur, Texas (Memorial HS)
Martel, Andrew	12	S	6-1	205	Fr.-RS	Richmond, Texas (Foster HS)
Maruo, Les	44	LB	6-0	225	Jr.-TR	Wichita, Kan. (Goddard HS/Hutchinson [Kan.] CC)
McGhee, Teddrick	27	CB	6-0	185	Fr.-HS	Memphis, Tenn. (East HS)
McKinney, Kyle	67	OG/C	6-4	295	Jr.-1L	Boerne, Texas (Champion HS)
McKnight, Boo	35	RB	6-2	195	So.-TR	Bossier City, La. (Parkway HS/Southern Arkansas)
McLin, Jarrod	91	DE	6-2	240	Fr.-HS	Carthage, Texas (Carthage HS)
McNair, Marquez	4	WR	6-0	175	Jr.-TR	Magee, Miss. (Magee HS/Hinds [Miss.] CC)
Miller, Dalton	56	LB	5-11	235	Sr.-3L	San Antonio, Texas (Warren HS)
Moore, Jordan	29	S	6-3	225	Sr.-TR	Atlanta, Ga. (King HS/TCU/LSU)
Moorhead, Blaze	19	WR	5-11	170	Fr.-RS	Fort Worth, Texas (All Saints HS)
Napoles, Romario	47	DE	6-0	230	Sr.-1L	San Angelo, Texas (Central HS/Angelo State)
Newton, King	92	DT	6-1	270	Fr.-RS	Southlake, Texas (Carroll HS)
Oatis, Josh	66	OT	6-4	305	Fr.-HS	Gulfport, Miss. (West Harrison HS)
Pare, Zach	77	OT	6-5	295	Fr.-HS	Georgetown, Texas (East View HS)
Perez-Isidoro, Juan	60	C	6-2	295	Jr.-2L	North Richland Hills, Texas (Birdville HS)
Portillo, Daniel	13	PK/P	5-11	170	Jr.-1L	Austin, Texas (Connally HS)
Pratt, Austin	68	OG/C	6-2	295	Jr.-1L	Sealy, Texas (Sealy HS/Blinn [Texas] JC)
Rhodes, Jalen	28	RB	5-9	195	So.-1L	Rowlett, Texas (Rowlett HS)
Rivas, Jesse	63	OG	6-3	315	Fr.-HS	Austin, Texas (McNeil HS)
Roberts, Clay	16	QB	6-1	185	Fr.-HS	Houston, Texas (St. Pius X HS)
Rodriguez, Juan	64	DT	6-3	305	Sr.-HS	Edcouch, Texas (Edcouch-Elsa HS)
Routsas, Yannis	39	P	6-3	200	So.-1L	Houston, Texas (Clear Brook HS)
Santos, Isaiah	18	S	5-11	200	So.-1L	Spring, Texas (Klein Collins HS)
Shaw II, Terence	22	RB	5-9	180	Fr.-HS	Cypress, Texas (Cy Ranch HS)
Snow, Alex	58	C	6-3	290	Fr.-RS	League City, Texas (Clear Lake HS)
Spearman Jr., Rayshun	37	WR	6-1	190	So.-TR	Killeen, Texas (Shoemaker HS/Oregon State/Alabama)
Stephens, Larry	84	WR	6-0	200	So.-1L	San Antonio, Texas (Brandeis HS)
Stevens, Trevor	87	TE	6-3	245	Sr.-3L	Friendswood, Texas (Friendswood HS)
Steward, Halen	34	RB	5-11	255	So.-1L	St. Augustine, Fla. (Menendez HS)
Stewart, Josh	80	WR	6-4	200	Jr.-SQ	College Station, Texas (A&M Consolidated HS/Midwestern State)
Strong Jr., Kevin	54	DE	6-4	285	So.-1L	Cleveland, Texas (Cleveland HS)
Sturm, Dalton	14	QB	6-2	195	Jr.-1L	Goliad, Texas (Goliad HS)
Tauaefa, Josiah	55	LB	6-1	230	Fr.-RS	Corinth, Texas (Lake Dallas HS)
Taylor, Aron	17	WR	6-1	195	Jr.-2L	San Antonio, Texas (Warren HS)
Taylor, JaBryce	83	WR	6-2	215	Sr.-1L	Lufkin, Texas (Lufkin HS/SMU/Navarro [Texas] JC)
Thomas Jr., Kerry	7	WR	6-0	205	Jr.-2L	College Station, Texas (A&M Consolidated HS)
Tuiolosega, Jonathan	75	DE	6-2	275	Sr.-1L	Seaside, Calif. (Seaside HS/Monterey [Calif.] Peninsula JC)
Turner, Richard	44	WR	5-9	165	Jr.-SQ	Plano, Texas (West HS/Austin [Texas] College)
Uesi, Franklin	96	DE	6-2	270	Jr.-TR	Pleasant Hill, Calif. (Pleasant Hill HS/Diablo Valley [Calif.] JC)
Vasquez, Jacob	95	DE	6-1	225	Fr.-HS	San Antonio, Texas (MacArthur HS)
Vickery, Mitch	38	S	5-8	185	Fr.-RS	San Antonio, Texas (Alamo Heights HS)
White, Corbin	5	RB	5-10	235	Sr.-SQ	Nettleton, Miss. (Nettleton HS/Northeast Mississippi JC)
Williams, Jarveon	2	RB	5-9	200	Sr.-3L	Converse, Texas (Judson HS)
Williams, Shaq	81	TE	6-4	235	Jr.-RS	Jackson, Miss. (Central HS/Southwest Mississippi JC)
Winnegan, Brett	20	RB	5-9	190	So.-1L	Pearland, Texas (Dawson HS)
Wise, Solomon	94	DE	6-4	230	Fr.-HS	Coppell, Texas (Coppell HS)
Woods, Clayton	50	OG	6-3	285	So.-1L	Dallas, Texas (Highland Park HS)
Wylie, Matthew	29	PK	6-5	190	So.-SQ	Dripping Springs, Texas (Dripping Springs HS/Massachusetts)



« 2016 UTSA DEPTH CHART »

(AS OF FRIDAY, DEC. 9)

« OFFENSE » (PRO-STYLE/MULTIPLE)

WR (x)	80	Josh Stewart (6-4, 200, Jr.-SQ) ^{12/11}
	83	JaBryce Taylor (6-2, 215, Sr.-1L) ^{24/8}
LT	78	Jevonte Domond (6-5, 300, Sr.-TR) ^{12/12}
	74	Reed Darragh (6-4, 285, Jr.-2L) ^{35/15}
LG	68	Austin Pratt (6-2, 295, Jr.-1L) ^{22/18}
	67	Kyle McKinney (6-4, 295, Jr.-1L) ^{24/15}
C	60	Juan Perez-Isidoro (6-2, 295, Jr.-2L) ^{24/11}
	68	Austin Pratt (6-2, 295, Jr.-1L) ^{22/18}
RG	65	Stefan Beard (6-3, 295, Jr.-TR) ^{10/10}
	67	Kyle McKinney (6-4, 295, Jr.-1L) ^{24/15}
RT	72	Gabriel Casillas (6-4, 285, Sr.-SQ) ^{13/12}
	74	Reed Darragh (6-4, 285, Jr.-2L) ^{35/15}
TE (y)	87	Trevor Stevens (6-3, 245, Sr.-3L) ^{43/9}
	81	Shaq Williams (6-4, 235, Jr.-RS) ^{12/3}
QB	14	Dalton Sturm (6-2, 195, Jr.-1L) ^{23/19}
	15	Jared Johnson (6-1, 225, Sr.-TR) ^{7/0}
TB	2	Jarveon Williams (5-9, 200, Sr.-3L) ^{42/20}
	28	Jalen Rhodes (5-9, 195, So.-1L) ^{23/3}
FB	38	Andrew King (5-11, 240, Sr.-SQ) ^{11/5}
	5	Corbin White (5-10, 235, Sr.-SQ) ^{7/0}
WR (z)	7	Kerry Thomas Jr. (6-0, 205, Jr.-2L) ^{35/22}
	84	Larry Stephens (6-0, 200, So.-1L) ^{19/1}
WR (h)	86	Brady Jones (5-10, 185, Jr.-1L) ^{21/4}
	4	Marquez McNair (6-0, 175, Jr.-TR) ^{11/3}

« DEFENSE » (4-2-5)

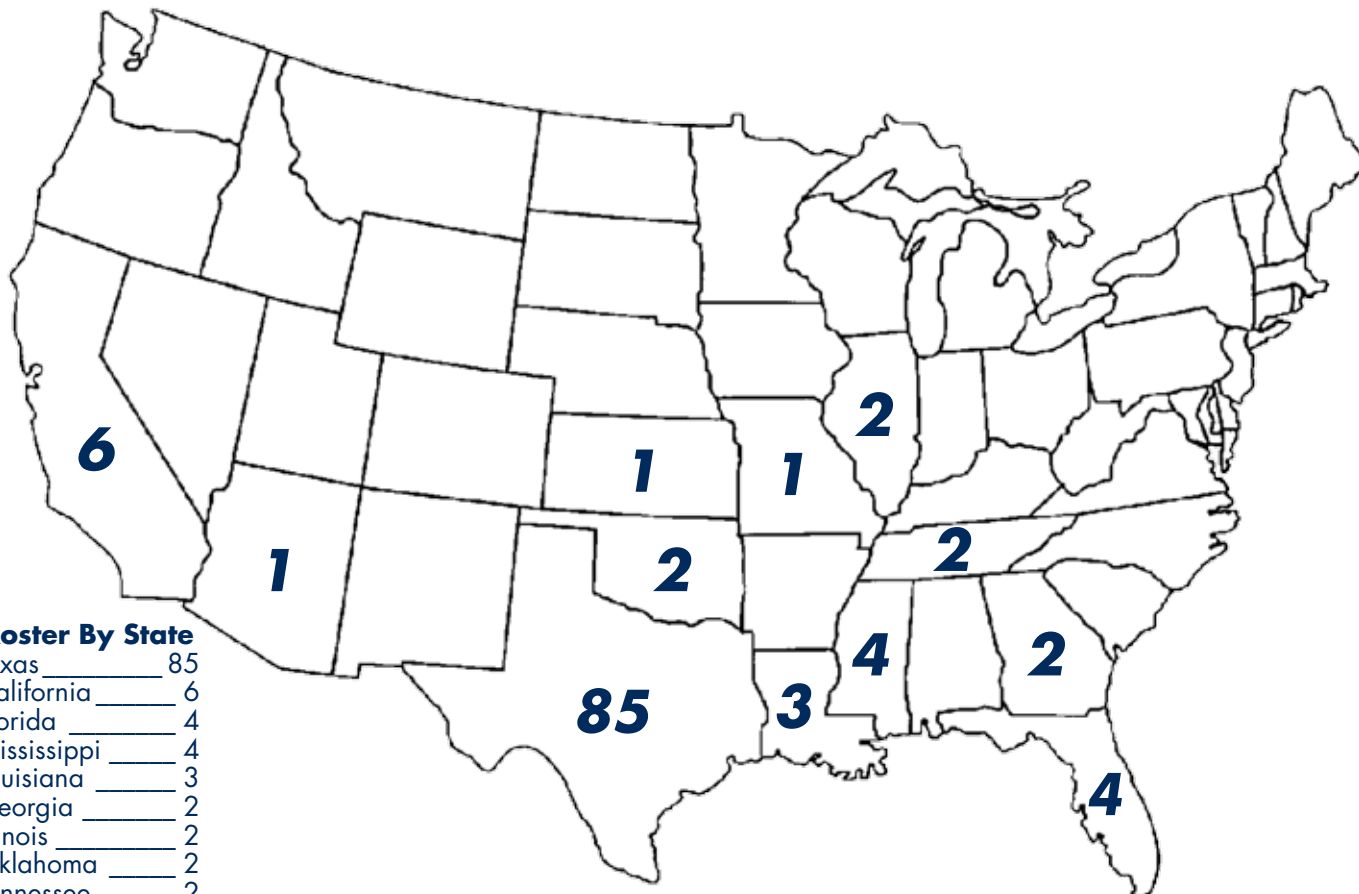
DE	54	Kevin Strong Jr. (6-4, 285, So.-1L) ^{23/16}
	43	Ben Kane (6-2, 250, Sr.-1L) ^{21/8}
DT	92	King Newton (6-1, 270, Fr.-RS) ^{11/1}
	99	Baylen Baker (6-4, 285, Fr.-RS) ^{12/6}
DE	75	Jonathan Tuiolosega (6-2, 275, Sr.-1L) ^{24/18}
	94	Solomon Wise (6-4, 230, Fr.-HS) ^{10/0}
DE (SAM)	93	Marcus Davenport (6-7, 245, Jr.-2L) ^{34/22}
	90	Eric Banks (6-5, 230, Fr.-HS) ^{12/0}
MLB (MIKE)	55	Josiah Tauaefa (6-1, 230, Fr.-RS) ^{12/11}
	22	Ronnie Feist (6-1, 230, Sr.-TR) ^{11/0}
OLB (WILL)	42	La'Kel Bass (6-1, 225, Jr.-RS) ^{12/11}
	9	Marcos Curry (6-0, 225, Jr.-2L) ^{34/14}
SS (LION)	8	Michael Egwuagu (6-0, 220, Sr.-3L) ^{43/26}
	14	C.J. Levine (5-10, 185, So.-1L) ^{24/1}
SS (RAM)	29	Jordan Moore (6-3, 225, Sr.-TR) ^{12/11}
	33	Chase Dahlquist (6-0, 195, Jr.-2L) ^{30/7}
FS	11	Nate Gaines (6-2, 200, Jr.-2L) ^{32/22}
	25	Carl Austin III (6-1, 185, So.-1L) ^{23/1}
CB	41	Austin Jupe (6-1, 195, Jr.-SQ) ^{11/8}
	24	N'Keal Bailey (6-0, 180, Jr.-1L) ^{23/4}
CB	1	Devron Davis (6-0, 210, Jr.-TR) ^{12/2}
	27	Teddrick McGhee (6-0, 185, Fr.-HS) ^{12/8}

« SPECIAL TEAMS »

FG/PAT	57	Victor Falcon (5-10, 200, So.-SQ) ¹⁵
	13	Daniel Portillo (5-11, 170, Jr.-1L) ²⁸
H	39	Yannis Routsas (6-3, 200, So.-1L) ²⁴
	86	Brady Jones (5-10, 185, Jr.-1L) ²¹
P	39	Yannis Routsas (6-3, 200, So.-1L) ²⁴
	13	Daniel Portillo (5-11, 170, Jr.-1L) ²⁸
DS	49	Matt Bayliss (6-6, 215, Jr.-1L) ²⁸
	50	Clayton Woods (6-3, 285, So.-1L) ⁶

KO	13	Daniel Portillo (5-11, 170, Jr.-1L) ²⁸
	57	Victor Falcon (5-10, 200, So.-SQ) ¹⁵
KR	89	Matt Guidry (5-8, 165, Fr.-RS) ⁹
	31	Tyrell Clay (5-9, 205, Jr.-1L) ²⁴
PR	83	JaBryce Taylor (6-2, 215, Sr.-1L) ²⁴
	89	Matt Guidry (5-8, 165, Fr.-RS) ⁹

denotes number of career games played / starts



Roster By State

Texas	85
California	6
Florida	4
Mississippi	4
Louisiana	3
Georgia	2
Illinois	2
Oklahoma	2
Tennessee	2
Arizona	1
Kansas	1
Missouri	1
Total	113

Seniors (22)

- Austin Blake-Smith
- Gabriel Casillas
- Cody Cole
- Blake Dean
- Jevonte Domond
- Michael Egwuagu
- Ronnie Feist
- Kevin Garcia
- Jared Johnson
- Jordan Jones
- Ben Kane
- Andrew King
- Vontrell King-Williams
- Dalton Miller
- Jordan Moore
- Romario Napoles
- Juan Rodriguez
- Trevor Stevens
- JaBryce Taylor
- Jonathan Tuiolosega
- Corbin White
- Jarveon Williams

Juniors (34)

- N'Keal Bailey
- La'Keal Bass
- Matt Bayliss
- Stefan Beard
- Ronnie Benavidez

- Dannon Cavil
- Justin Chavez
- Tyrell Clay
- Isiah Cowan
- Marcos Curry
- Chase Dahlquist
- Seth Damrow
- Reed Darragh
- Marcus Davenport
- Devron Davis
- Nate Gaines
- Aneas Henricks
- Anthony Hickey
- Steven Holman
- Brady Jones
- Austin Jupe
- Les Maruo
- Kyle McKinney
- Marquez McNair
- Juan Perez-Isidoro
- Daniel Portillo
- Austin Pratt
- Josh Stewart
- Dalton Sturm
- Aron Taylor
- Kerry Thomas Jr.
- Richard Turner
- Franklin Uesi
- Shaq Williams

Sophomores (24)

- David Anzaldua
- Carl Austin III
- JaColbie Butler
- Greg Campbell Jr.
- Ryan Cavazos
- Isaiah Clay
- Stanley Dye Jr.
- Victor Falcon
- Brandon Garza
- Darryl Godfrey
- Alec Gonzales
- Peyton Hall
- C.J. Levine
- Boo McKnight
- Jalen Rhodes
- Yannis Routsas
- Isaiah Santos
- Rayshun Spearman
- Larry Stephens
- Halen Steward
- Kevin Strong Jr.
- Brett Winnegan
- Clayton Woods
- Matthew Wylie

Freshmen (33)

- Baylen Baker
- Eric Banks
- Coleman Dennis

- Hunter Duplessis
- Jaylon Dukes
- Gabe Duran
- Jesse Ebozue
- Jack Giblin
- Jacob Graner
- Matt Guidry
- Manny Harris
- Jaylon Henderson
- DeQuarius Henry
- Avery Jackson
- Brenndan Johnson
- Kirk Johnson Jr.
- Carrington Kearney
- T.J. King
- Andrew Martel
- Teddrick McGhee
- Jarrold McLin
- Blaze Moorhead
- King Newton
- Josh Oatis
- Zach Pare
- Jesse Rivas
- Clay Roberts
- Terence Shaw II
- Alex Snow
- Josiah Taaefa
- Jacob Vasquez
- Mitch Vickery
- Solomon Wise

« MEET THE STAFF »



FRANK WILSON

**Head Coach
First Season
(Nicholls State '97)
@CoachWilsonUTSA**



Introduced as UTSA's second head coach on Jan. 15, 2016, Frank Wilson has guided UTSA to a 6-6 overall record and its first-ever bowl appearance in his first season at the helm of the Roadrunners this fall.

Armed with more than a decade of coaching experience in the Southeastern Conference (SEC) and a proven track record as a highly successful high school head coach, the New Orleans, La., native has had an immediate impact on UTSA in less than one year in the Alamo City, a debut season that will culminate with a matchup against New Mexico in the Gildan New Mexico Bowl.

After leading the Roadrunners to a second-place finish in Conference USA's West Division with a 5-3 league ledger, Wilson saw seven of his players earn all-conference honors. Josiah Tavaeafa garnered Freshman of the Year, first-team and all-freshman team accolades at linebacker, while defensive end Marcus Davenport and safety Michael Egwuagu were named to the second team. Long snapper Matt Bayliss, offensive tackle Jevonte Domond, safety Jordan Moore and wide receiver Josh Stewart all collected honorable mention certificates.

Widely considered one of the most valuable assistant coaches in college football, Wilson came to UTSA after a six-year stint as the running backs coach and recruiting coordinator at LSU from 2010-15, where he also served as associate head coach for his final four seasons with the Tigers. He also has been an assistant coach at Tennessee (2009), Southern Miss (2008) and Mississippi (2005-07).

While at LSU, he was recognized as the nation's top assistant coach at his position in 2011. Wilson also was named the 2011 Recruiter of the Year by *Rivals.com*, the 2014 *NFL.com* Top Recruiter in College Football and the 2015 *Scout.com* SEC Recruiter of the Year.

As the recruiting coordinator at LSU, Wilson led the Tigers to back-to-back top-five recruiting classes in 2014-15 among

five total groups that ranked among the top 10 nationally. He served as the lead recruiter for a long list of prominent players, including Odell Beckham Jr., La'el Collins, Malachi Dupre, Jeremy Hill, Jarvis Landry, Tyrann Mathieu, Zach Mettenberger and the nation's No. 1 overall recruit in 2014 in Leonard Fournette, a 2014 Freshman All-SEC honoree and consensus first team All-American a year later.

Overall, Wilson has coached or recruited 25 individuals who have made it to the NFL. That list includes Beckham Jr., Collins, Hill, Landry, Mathieu and Mettenberger along with Lamin Barrow, Alfred Blue, Ego Ferguson, BenJarvus Green-Ellis, Jerald Hawkins, Kenny Hilliard, Anthony Johnson, Deion Jones, Kendrick Lewis, Terrance Magee, Ronald Martin, Dexter McCluster, Denarius Moore, Eric Reid, Stevan Ridley, Trai Turner, Mike Wallace, Spencer Ware and James Wright.

In six seasons at LSU, Wilson developed six running backs that were selected in the NFL Draft, including first-team All-SEC performers in Fournette, Hill and Ridley. During his tenure, the Tigers posted a 61-17 overall record, captured the 2011 SEC Championship and appeared in the National Championship Game that same season.

Under his guidance, LSU rushed for at least 200 yards 39 times, including 12 300-yard games. The Tigers also recorded 45 100-yard individual rushing performances and four 1,000-yard individual rushers.

A native of New Orleans, Wilson joined the LSU staff after spending the 2009 season at Tennessee, where he coached the wide receivers under Lane Kiffin.

Prior to joining the Tennessee staff, Wilson spent the 2008 season as the running backs coach/recruiting coordinator at Southern Miss under Larry Fedora.



Frank Wilson was introduced as head coach on Jan. 15, 2016.

From 2005-07, Wilson served as the running backs/assistant special teams coach at Mississippi, where he recruited prominent future NFL stars Kendrick Lewis and Mike Wallace. He also developed a first-team all-conference running back in Green-Ellis.

Wilson joined the Rebels' staff after serving one year as director of athletics for the New Orleans Public School System after spending three-and-a-half seasons as head football coach and offensive coordinator at O. Perry Walker High School.

Wilson led O. Perry Walker to two District 10-4A championships and the Louisiana Class 4A State Championship game in 2002. He was honored by the NFL



as the 2002 Louisiana Coach of the Year and was voted by his peers as the Louisiana Class 4A Coach of the Year. Wilson also was a finalist for the 2002 Nike National Coach of the Year.

During his head coaching stint at O. Perry Walker, Wilson developed 22 players who earned Division I scholarships, including 11 in 2002 to rank as the nation's largest high school class of D-I signees. The 2002 team defeated national-power John Curtis Christian School, 20-0, during the regular season, which snapped a 136-game district winning streak for John Curtis and marked the first time that team had failed to score in 303 consecutive games, a national record.

Wilson spent three years as an assistant coach at Edna Karr High School, also in New Orleans, from 1997-2000. He served as offensive coordinator at Edna Karr during the 1999 season in which the team reached the Class 3A state finals and recorded its best statistical season on offense in the program's history.

Wilson got his start in coaching as a student assistant at his alma mater, Nicholls State, working with the running backs while he finished his degree. While in Thibodaux, Wilson helped coach the first 1,000-yard rusher in school history and was part of the biggest turnaround in NCAA history at the time for the Colonels, who improved from 0-10 in 1995 to 8-2 in 1996.

A three-year letterman at Nicholls State, Wilson earned honorable mention all-conference honors as a running back his sophomore year.

Wilson attended Geneva University in Beaver Falls, Pa., his freshman season, earning conference Freshman of the Year honors as a running back and kick returner. He also earned first team all-conference honors and was an honorable mention NAIA Division II All-American.

Wilson received his bachelor of arts degree in general education from Nicholls State in 1997.

Wilson and his wife, Tiffany, have three children: Alaina, Sabree and Frank IV.



The Wilson Family (l-r): Tiffany, Sabree, Frank IV, Alaina, Frank.

THE FRANK WILSON FILE

Coaching Experience

- 2016-present: UTSA, head coach
- 2012-15: LSU, associate head coach/running backs/recruiting coordinator
- 2010-11: LSU, assistant coach/running backs/recruiting coordinator
- 2009: Tennessee, assistant coach/wide receivers
- 2008: Southern Miss, assistant coach/running backs/recruiting coordinator
- 2005-07: Mississippi, assistant coach/running backs/assistant special teams
- 2004: New Orleans Public Schools System, director of athletics
- 2000-03: O.P. Walker (La.) High School, head coach/offensive coordinator
- 1997-99: Karr (La.) High School, assistant coach/offensive coordinator
- 1996: Nicholls State, student assistant

Bowl Game Experience

- 2016 New Mexico Bowl
- 2015 Texas Bowl
- 2014 Music City Bowl
- 2013 Outback Bowl
- 2012 Chick-fil-A Bowl
- 2011 BCS National Championship Game
- 2010 Cotton Bowl
- 2009 Capital One Bowl
- 2008 New Orleans Bowl

Honors

- 2014 NFL.com Top Recruiter In College Football
- 2011 Rivals.com Recruiter of the Year

Highlights

- His first season saw him lead UTSA to its first-ever bowl game (Gildan New Mexico Bowl) and seven players earned All-Conference USA honors, including first-teamer and Freshman of the Year Josiah Taauefa
- LSU recorded 45 100-yard rushing games and produced four 1,000-yard individual rushers in his six seasons
- Six of his LSU running backs were selected in the NFL Draft
- Has engineered five top-10 recruiting classes

NFL Players Coached/Recruited

- Lamin Barrow, LB, Broncos, Bears
- Odell Beckham Jr., WR, Giants
- Alfred Blue, RB, Texans
- La'el Collins, OG, Cowboys
- Ego Ferguson, DE, Bears
- BenJarvus Green-Ellis, RB, Bengals, Patriots
- Jerald Hawkins, OT, Steelers
- Jeremy Hill, RB, Bengals
- Kenny Hilliard, RB, Texans
- Anthony Johnson, DT, Dolphins, Redskins, Patriots
- Deion Jones, LB, Falcons
- Jarvis Landry, WR, Dolphins
- Kendrick Lewis, FS, Chiefs, Texans, Ravens
- Terrence Magee, RB, Ravens, Rams
- Ronald Martin, S, Jets
- Tyrann Mathieu, CB, Cardinals
- Dexter McCluster, RB, Chiefs, Titans
- Zach Mettenberger, QB, Titans, Chargers
- Denarius Moore, WR, Raiders, Bills
- Eric Reid, S, 49ers
- Stevan Ridley, RB, Patriots, Jets, Lions
- Trai Turner, OG, Panthers
- Mike Wallace, WR, Steelers, Dolphins, Vikings, Ravens
- Spencer Ware, RB, Seahawks, Chiefs
- James Wright, WR, Bengals

Playing Experience

- 1993-95: Nicholls State, running back/defensive back
- 1992: Geneva (Pa.) University, running back

Education

- College: Nicholls State (1997), Southern-New Orleans (2002)
- High School: St. Augustine (La.) High School (1992)

Hometown

- New Orleans, La.

Family

- Wife: Tiffany
- Children: Alaina, Sabree, and Frank IV



« MEET THE STAFF »

WHAT THEY'RE SAYING ABOUT FRANK WILSON

"Frank has been a big part of what we've accomplished at LSU both on and off the field. He's ready to be a head coach. He's worked long and hard for this opportunity and I couldn't be happier for Frank and his family. He's going to do a great job and we are going to miss him."

— **Les Miles, former LSU head coach**

"Coaches and players gravitate to Frank Wilson. He was a part of my staff at Tennessee and I can tell you firsthand that he develops players as well as anyone in college football. UTSA just uncovered a leader who is special on many levels. People talk about how great of a recruiter he is, but he is just as strong of a leader."

— **Lane Kiffin, Alabama offensive coordinator/quarterbacks coach who was the head coach at Tennessee when Wilson was an assistant during the 2009 season**

"Frank is detail-oriented and very knowledgeable. He's a tremendous competitor and has a great smile about him, a great presence about him and he is relentless."

— **Ed Orgeron, LSU head coach**

"Frank Wilson has been preparing for this day for years and there is no doubt in my mind that UTSA got a great young head coach that will inspire, teach and model what winning in life and football looks like. He is a special coach and friend that all of UTSA will soon come to love."

— **Hugh Freeze, Mississippi head coach**

"Frank Wilson's ability to reach and develop student-athletes is unparalleled in college football. He has been successful everywhere he has been because of his passion for young people, great work ethic and professionalism. He is an incredible football coach and an even better person. Coach Wilson will do a tremendous job as the head coach at UTSA."

— **Kliff Kingsbury, Texas Tech head coach**

"It's hard to put in words how much Frank Wilson means to me, not as a coach but as a man. It is very difficult nowadays to find a man with the integrity and loyalty that he displays on a day-in and day-out basis. It is an amazing thing to see someone who has put so much hard work in to finally have the opportunity that he so willingly deserves. It's truly been a pleasure to say I have been coached by Frank, but more importantly to know him as family."

— **Jeremy Hill, Cincinnati Bengals running back who was recruited and coached by Wilson at LSU from 2012-13**

"Coach Wilson is one of the best coaches I've ever had. He is a man of integrity and honor and he holds true to his word. From day one, he always looked out for me. He's a great coach, a great person and a great man. He is like family to me and I wish him much success in the future. I know he is going to do good things."

— **Odell Beckham Jr., New York Giants wide receiver who was recruited by Wilson and played at LSU from 2011-13**

"I had the honor to play for and be recruited by a man who was so unselfish in his work and in his life that people were drawn to his efforts and commitment, which helped them become a man foremost and then a player. I speak firsthand for how he's stayed in contact with players even after they have left his reach. They don't make too many like him."

— **Jarvis Landry, Miami Dolphins wide receiver who was recruited by Wilson and played at LSU from 2011-13**

"Coach Frank Wilson changed my life. He gave a young kid from New Orleans a chance to compete and learn on a higher level. He opened the doors for so many of us Louisiana athletes and I'm just happy to see him making strides and becoming all that he can be. He is the true inspiration."

— **Tyrann Mathieu, Arizona Cardinals safety who was recruited by Wilson and played at LSU from 2010-11**

"First-year head coach Frank Wilson has taken this team a long way in a short period of time and was carried off the field by his players after the victory. 'Today,' he said, 'all the hard work was vindicated.'"

— **Max Olsen, ESPN.com**



« MEET THE STAFF »



JASON ROLLINS



**Associate Head Coach/Linebackers
First Season
(McNeese State '96)
@CoachRollins6**

Coaching Experience

- 2016-present: UTSA, associate head coach/linebackers
- 2015: Tulane, co-defensive coordinator/defensive backs
- 2014: Tulane, special teams coordinator/defensive backs
- 2007-13: Tulane, assistant coach/defensive backs
- 2005-06: McNeese State, co-defensive coordinator/defensive backs
- 2002-04: Northwestern State, defensive backs
- 2001: La Marque HS, assistant coach
- 1999-2000: Galveston Ball HS, assistant coach
- 1997-98: McNeese State, assistant coach/defensive backs

NFL Players Coached

- Lorenzo Doss, CB, Broncos
- Taurean Nixon, CB, Broncos
- David Pittman, CB, Ravens, Saints, Steelers, Texans
- Cairo Santos, PK, Chiefs
- Bryan Smith, LB, Eagles, Jaguars, Rams
- Derrick Strozier, RB, Saints
- Jordan Sullen, CB, Broncos; Steelers

Playing Experience

- 1994-96: McNeese State, safety

Education

- Bachelor's degree in health and human performance, McNeese State, 1996

Hometown

- Lake Charles, La.

Family

- Wife: Danna
- Children: Tielor



RICKY BRUMFIELD



**Special Teams Coordinator/Tight Ends
First Season
(Utah State '99)
@RickyBrumfield**

Coaching Experience

- 2016-present: UTSA, special teams coordinator/tight ends
- 2013-15: Western Kentucky, special teams coordinator/cornerbacks
- 2011-12: Nicholls State, special teams coordinator/safeties
- 2004-10: Fairmont State, special teams coordinator/wide receivers
- 2001-03: Union College, special teams coordinator/wide receivers

NFL Players Coached

- Cam Thomas, CB, Bills

Playing Experience

- 1995-98: Utah State, wide receiver

Education

- Bachelor's degree, Utah State, 1999
- Master's degree, Union College, 2003

Hometown

- New Orleans, La.

Family

- Wife: Erin
- Children: Kyan, McKel, Tacy, Asher



« MEET THE STAFF »



**PETE
GOLDING**



**Defensive Coordinator/Cornerbacks
First Season
(Delta State '05)
@CoachGolding**

Coaching Experience

- 2016-present: UTSA, defensive coordinator/cornerbacks
- 2014-15: Southern Miss, assistant coach/safeties
- 2012-13: Southeastern Louisiana, defensive coordinator
- 2010-11: Delta State, defensive coordinator/defensive backs
- 2008: Tusculum, defensive coordinator
- 2007: Tusculum, assistant coach/defensive backs
- 2006: Delta State, graduate assistant coach

NFL Players Coached

- Robert Alford, CB, Falcons

Playing Experience

- 2002-05: Delta State, safety

Education

- Bachelor's degree in business, Delta State, 2005

Hometown

- Hammond, La.

Family

- Wife: Carolyn
- Children: Braxton, Bentley



**FRANK
SCELFO**



**Offensive Coordinator/Quarterbacks
First Season
(Louisiana-Monroe '81)
@Coach_Scelfo**

Coaching Experience

- 2016-present: UTSA, offensive coordinator/quarterbacks
- 2013-15: Jacksonville Jaguars, senior offensive assistant/quarterbacks
- 2010-11: Arizona, assistant coach/quarterbacks
- 2007-09: Louisiana Tech, offensive coordinator/quarterbacks
- 1999-2006: Tulane, offensive coordinator/
- 1996-98: Tulane, recruiting coordinator/tight ends
- 1995: Galena Park North Shore HS, defensive backs
- 1992-94: Kilgore HS, offensive coordinator/quarterbacks/receivers
- 1989-91: Tyler Chapel Hill HS, offensive coordinator/quarterbacks
- 1988: Orangefield HS, offensive coordinator/quarterbacks
- 1987: Vidor HS, defensive backs
- 1985-86: River Oaks (La.) HS, head coach
- 1984: Jesuit (La.) HS, defensive backs
- 1982-83: Prairie View (La.) HS, head coach

NFL Players Coached (as collegians)

- Nick Foles, QB, Eagles; Rams
- Shaun King, QB, Buccaneers; Cardinals
- J.P. Losman, QB, Bills; Raiders; Seahawks; Dolphins
- Patrick Ramsey, QB, Redskins; Jets; Broncos; Titans; Lions; Saints; Jaguars; Dolphins; Vikings
- Lester Ricard, QB, Jaguars; Panthers

Playing Experience

- 1978-81: Louisiana-Monroe (baseball)

Education

- Bachelor's degree, Louisiana-Monroe, 1981
- Master's degree, Louisiana-Monroe, 1983

Hometown

- Abbeville, La.

Family

- Wife: Holly
- Children: Anthony, Jordan





ERIC HENDERSON



Defensive Line
First Season
(Georgia Tech '05)
@Coach_Henny

Coaching Experience

- 2016-present: UTSA, assistant coach, defensive line
- 2015: Oklahoma State, quality control/defense
- 2013-14: Oklahoma State, graduate assistant coach
- 2012: Georgia Military College, defensive assistant

NFL Players Coached

- Emmanuel Ogbah, DE, Browns

Playing Experience

- 2002-05: Georgia Tech, defensive end
- 2006-08: Cincinnati Bengals, defensive end
- 2009-11: Las Vegas Locomotives (UFL), defensive end

Education

- Bachelor's degree in management, Georgia Tech, 2005

Hometown

- New Orleans, La.



JEFF KASTL



Wide Receivers
First Season
(Michigan '06)
@CoachJeffKastl

Coaching Experience

- 2016-present: UTSA, assistant coach/wide receivers
- 2015: LSU, offensive analyst
- 2013-14: Michigan, defensive analyst
- 2012: Auburn, graduate assistant coach
- 2011: Ashland, offensive coordinator/quarterbacks/wide receivers
- 2009-10: Ashland, recruiting coordinator/running backs/tight ends
- 2007-08: Central Michigan, graduate assistant coach

Playing Experience

- 2002-05: Michigan, quarterback

Education

- Bachelor's degree in sports management and communications, Michigan, 2006
- Master's degree in sports management, Michigan, 2009

Hometown

- Clinton Township, Mich.

Family

- Wife: Kate
- Children: Maeve



« MEET THE STAFF »



RYAN PUGH



Offensive Line
First Season
(Auburn '12)
@CoachRyanPugh

Coaching Experience

- 2016-present: UTSA, assistant coach/offensive line
- 2015: LSU, graduate assistant coach
- 2014: Cincinnati, graduate assistant coach
- 2013: Virginia Tech, graduate assistant coach
- 2012: Auburn, graduate assistant coach

NFL Players Coached

- Greg Robinson, OT, Rams

Playing Experience

- 2007-10: Auburn, center
- 2011: Carolina Panthers

Education

- Bachelor's degree in building science, Auburn, 2012

Hometown

- Hoover, Ala.

Family

- Wife: Cathey



EVERETTE SANDS



Running Backs
First Season
(The Citadel '93)
@EveretteSands

Coaching Experience

- 2016-present: UTSA, assistant coach/running backs
- 2012-15: South Carolina, assistant coach/running backs
- 2011: North Carolina State, assistant coach/running backs
- 2005-10: The Citadel, assistant coach/running backs
- 2001-04: Ohio, assistant coach/offensive backs
- 1999-2000: The Citadel, assistant coach/running backs
- 1996-98: Elon, assistant coach
- 1995: Sea Island Academy (S.C.) HS, head coach

NFL Players Coached

- Mike Davis, RB, 49ers
- Marcus Lattimore, RB, 49ers

Playing Experience

- 1989-92: The Citadel, running back

Education

- Bachelor's degree in computer science, The Citadel, 1993

Hometown

- Conway, S.C.

Family

- Wife: Yvette
- Children: Everette III "Tre", Josiah, Sierra





PATRICK TONEY



Safeties
First Season
(Southeastern Louisiana '13)
@PToney

Coaching Experience

- 2016-present: UTSA, assistant coach/safeties
- 2015: Sam Houston State, assistant coach/defensive backs
- 2014: Southeastern Louisiana, special teams coordinator/safeties
- 2012-13: Southeastern Louisiana, defensive assistant/defensive backs
- 2010-11: La Costa Canyon (Calif.) HS, offensive coordinator/offensive backs
- 2009: Palomar College, assistant coach/wide receivers
- 2008: Fallbrook (Calif.) HS, assistant coach/defensive line

NFL Players Coached

- Robert Alford, CB, Falcons

Education

- Bachelor's degree in kinesiology, Southeastern Louisiana, 2013

Hometown

- Poway, Calif.



RYAN FILO



Head Strength & Conditioning Coach
First Season
(Wisconsin-La Crosse '09)

Coaching Experience

- 2016-present: UTSA, head strength & conditioning coach
- 2015: LSU, associate director of strength & conditioning for football
- 2011-14: LSU, assistant strength & conditioning coach for football
- 2011-12: LSU, strength & conditioning coach for men's basketball
- 2010: LSU, strength & conditioning graduate assistant
- 2009: LSU, strength & conditioning intern

Education

- Bachelor's degree, Wisconsin-La Crosse, 2009
- Master's degree in kinesiology, LSU, 2014

Certifications

- Certified Strength & Conditioning Specialist (CSCS)
- National Strength & Conditioning Association (NSCA)
- Certified Strength & Conditioning Coaches Association (CSCCA)
- Level 1 Sports Performance Coach/USA Weightlifting (USAW)

Hometown

- Richfield, Wis.

Family

- Wife: Brittany





« SUPPORT STAFF »



Bennett Detlinger
Quality Control
(Defense/Special Teams)



Kellie Elliott
Deputy AD/SWA/
Football Administrator



Jerry Greeson
Associate AD/
Athletic Medicine



Brian Hernandez
Associate Athletics
Communications Director



Rishaw Johnson
Graduate Assistant
(Offense)



Jacob LaFrance
Director of Player
Personnel



Rhodie Moss
Assistant Athletic
Trainer



Alex Nicasio
Video Coordinator



Lydia Placzek
Academic Coordinator



Spencer Ross
Assistant Strength &
Conditioning Coach



Anthony Scelfo
Graduate Assistant
(Offense)



Steve Spiers
Academic Coordinator



Kyle Stephens
Associate AD/Athletics
Communications



Will Thomas
Graduate Assistant
(Defense)



Mike Villa
Assistant AD/
Equipment Operations



Giovanni Vizza
Quality Control
(Offense)



Justin Volentine
Assistant Equipment
Manager



Deron Wilson
Graduate Assistant
(Defense)

« **ON THE SIDELINE** »



Frank Wilson
Head Coach



Jason Rollins
*Associate Head Coach/
Linebackers*



Frank Scelfo
*Offensive Coordinator/
Quarterbacks*



Ricky Brumfield
*Special Teams Coordinator/
Tight Ends*



Eric Henderson
Defensive Line



Ryan Pugh
Offensive Line



Everette Sands
Running Backs



Patrick Toney
Safeties

« **IN THE BOOTH** »



Pete Golding
*Defensive Coordinator/
Cornerbacks*



Jeff Kastl
Receivers

« MEET THE ROADRUNNERS »



David Anzaldua (ann - zal - do - ah) • #73
Offensive Guard • 6-5 • 340 • So.-SQ
Edinburg, Texas (North HS)

Sophomore (2016)

Has played on special teams in 11 games ... did not appear in the season opener against Alabama State (Sept. 3).

Freshman (2015)

Saw action in the opening four games, primarily on special teams ... came off the bench at #25 Oklahoma State (Sept. 19) ... did not miss an assignment in his seven snaps and recorded one knockdown block in that contest ... redshirted in 2014.

Prior To UTSA

Earned honorable mention All-Class 5A, first-team All-Rio Grande Valley and first-team All-District 30-5A accolades as a senior ... helped the Cougars win 11 games and make a return trip to the third round of the playoffs that season ... helped pave the way for an offense that rushed for more than 2,000 yards ... a second-team all-district pick as a junior and honorable mention All-District 31-5A choice as a sophomore ... saw action on both sides of the ball at the beginning of his career ... coached by Roy Garza ... also played for the baseball, basketball and track & field teams.

Personal

Born June 21, 1996 ... son of Dolores and David Anzaldua ... exercise science major.



Carl Austin III • #25
Safety • 6-1 • 185 • So.-1L
Austin, Texas (St. Stephen's Episcopal HS)

Sophomore (2016)

Has seen action in all 12 contests and drew a start at #22 Texas A&M (Nov. 19) ... registered 10 tackles (7 solos/3 assists), including 1.5 for loss, and one pass breakup ... posted a career-high four stops at Louisiana Tech (Nov. 12) ... also had a career-high 1.5 TFLs in the season finale against Charlotte (Nov. 26).

Freshman (2015)

Played in 11 games, primarily on special teams ... missed the Southern Miss (Oct. 17) contest due to injury ... recorded nine tackles (5 solos/4 assists) ... racked up a season-best three stops at UTEP (Oct. 3).

Prior To UTSA

Sat out the 2014 season as a greyshirt but began attending classes at UTSA the following spring ... versatile athlete who played quarterback, wide receiver and defensive back at the prep level ... team captain who was tabbed his team's Most Valuable Player as a senior ... racked up 1,322 all-purpose yards and scored 10 touchdowns and also recorded 66 tackles, four interceptions and two forced fumbles that season ... missed the majority of his junior campaign due to injury ... team's leading receiver and second-leading rusher as a sophomore ... coached by Ed Wolkind ... also played point guard for the basketball team and participated in track & field.

Personal

Born Feb. 2, 1995 ... son of LeeZa Milano and Carl Austin Jr. ... sport, event & tourism management major.

Career Statistics

Year	G/GS	TT (S/A)	TFLs (Yds)	Sacks	FF/FR	INT	PBU	BLK
2016	12/1	10 (7/3)	1.5 (4)	0.0	0/0	0	1	0
2015	11/0	9 (5/4)	0.0 (0)	0.0	0/0	0	0	0
Total	23/1	19 (12/7)	1.5 (4)	0.0	0/0	0	1	0

Career Highs

Tackles: 4, at Louisiana Tech (11/12/16)
 Tackles For Loss: 1.5, vs. Charlotte (11/26/16)



N'Keal Bailey • #24
Cornerback • 6-0 • 180 • Jr.-1L
Frisco, Texas (Princeton HS)

Junior (2016)

Has seen action in all 12 contests, starting the first four ... racked up 19 tackles (15 solos/4 assists), one TFL and three pass breakups ... registered a career-high four stops against Southern Miss (Oct. 8) and matched that the following week at Rice (Oct. 15) ... broke up a pair of passes against Arizona State (Sept. 16).

Sophomore (2015)

Played in eight games but did not record any statistics.

Freshman (2014)

Saw limited action in three games (at Houston/at Rice/vs. Southern Miss) ... recorded a pass breakup in the season opener at Houston (Aug. 29) ... redshirted in 2013.

Prior To UTSA

Versatile athlete who saw action at cornerback and wide receiver during his prep career ... caught 30 passes for 370 yards (12.3 avg.) and two touchdowns en route to second-team All-District 12-3A laurels as a senior ... added 99 rushing yards and a score on 13 carries, as well as 13 tackles, one sack and an interception that season ... also helped lead team to a 10-2 overall record and a berth in the 2012 UIL Class 3A Division I regional round ... a second-team All-District 11-3A selection at defensive back as a junior ... recorded 37 tackles (18 solos) and three interceptions in 2011 ... also hauled in 37 receptions for 448 yards (12.1 avg.) ... coached by Stacey Dillard ... an academic all-district honoree.

Personal

Born Sept. 24, 1994 ... son of Amy and Richard Bailey ... business major.

Career Statistics

Year	G/GS	TT (S/A)	TFLs (Yds)	Sacks	FF/FR	INT	PBU	BLK
2016	12/4	19 (15/4)	1.0 (4)	0.0	0/0	0	3	0
2015	8/0	0 (0/0)	0.0 (0)	0.0	0/0	0	0	0
2014	3/0	0 (0/0)	0.0 (0)	0.0	0/0	0	1	0
Total	23/4	19 (15/4)	1.0 (4)	0.0	0/0	0	4	0

Career Highs

Tackles: 4 (2x), at Rice (10/15/16)
 Pass Breakups: 2, vs. Arizona State (9/16/16)



Baylen Baker • #99
Defensive Tackle • 6-4 • 285 • Fr.-RS
Abilene, Texas (Wylie HS)

Freshman (2016)

Has played in all 12 games and drew starts in the opening six tilts ... recorded 18 tackles (7 solos/11 assists), including 3.5 TFLs and one sack ... accumulated career bests of five stops and 1.5 TFLs at #22 Texas A&M (Nov. 19) ... redshirted in 2015.

Prior To UTSA

Played defensive end and tight end in high school but will make the move to defensive tackle at the collegiate level ... named to the 2014 *Dave Campbell's Texas Football* Top 300 list ... an honorable mention all-state

« MEET THE ROADRUNNERS »



selection and tabbed the District 3-4A Division I Defensive Player of the Year as a senior ... hauled in 11 passes for 160 yards (14.5 avg.) and a pair of touchdowns that fall ... earned first-team All-District 4-3A accolades at both defensive end and tight end as a junior ... racked up 53 tackles and five sacks and caught 12 passes for 171 yards (14.2 avg.) and three scores that year ... a second-team all-district defensive end as a sophomore ... helped lead team to a 12-1 record that season ... coached by Hugh Sandifer.

Personal

Born April 25, 1997 ... son of DeeDee and James Baker ... business major.

Career Statistics

Year	G/GS	TT (S/A)	TFLs (Yds)	Sacks	FF/FR	INT	PBU	BLK
2016	12/6	18 (7/11)	3.5 (14)	1.0	0/0	0	1	0
Total	12/6	18 (7/11)	3.5 (14)	1.0	0/0	0	1	0

Career Highs

Tackles: 5, at #22 Texas A&M (11/19/16)
Tackles For Loss: 1.5, at #22 Texas A&M (11/19/16)



Eric Banks • #90
Defensive End • 6-5 • 230 • Fr.-HS
Memphis, Tenn. (East HS)

Freshman (2016)

Has seen action in all 12 games on both defense and special teams in his inaugural campaign ... registered 12 tackles (9 solos/3 assists), 3.5 TFLs, two sacks, a pair of QB hurries and one forced fumble ... posted a career-high four stops against North Texas (Oct. 29) ... forced a fumble on the opening kickoff of the season opener against Alabama State (Sept. 3).

Prior To UTSA

Played quarterback and defensive line at the prep level but will focus on defense at UTSA ... earned first-team All-Region 8-4A honors at quarterback and was a second-team all-region pick at defensive end as a senior ... completed 73-of-126 passes for 1,199 yards and 10 touchdowns ... added seven more scores on the ground as a senior as the team won 12 games and the District 8-4A Championship ... connected on 65-of-136 throws for 930 yards and six scores and also rushed for six more TDs as a junior ... high school teammate of fellow UTSA freshman Teddrick McGhee ... coached by Marcus Wimberly ... also a member of the basketball team and helped lead the squad to the state tournament as a junior.

Personal

Born Jan. 30, 1998 ... son of Vanessa Banks and Cory Hart ... business major.

Career Statistics

Year	G/GS	TT (S/A)	TFLs (Yds)	Sacks	FF/FR	INT	PBU	BLK
2016	12/0	12 (9/3)	3.5 (28)	2.0	1/0	0	0	0
Total	12/0	12 (9/3)	3.5 (28)	2.0	1/0	0	0	0

Career High

Tackles: 4, vs. North Texas (10/22/16)



La'Kel (la - kel) Bass • #42
Linebacker • 6-1 • 225 • Jr.-RS
St. Louis, Mo. (Christian Brothers HS/
New Mexico Military Institute/Hutchinson [Kan.] CC)

· Has tied UTSA's single-season record for TFLs in 2016 (11.0)

Junior (2016)

Has played in all 12 games, starting 11 ... tied the program's single-season record with 11 tackles for loss and ranks second on the squad with 78 tackles (30 solos/48 assists) and five sacks ... also has three QB hurries, two fumble recoveries and a forced fumble ... had a season-best 12 stops at Rice (Oct. 15) and added a team-high nine tackles and two sacks at Middle Tennessee (Nov. 5) ... led the team in tackles in four consecutive games from Oct. 15-Nov. 5 (at Rice/vs. UTEP/vs. North Texas/at Middle Tennessee) ... redshirted in 2015.

Prior To UTSA

Junior college transfer began attending classes at UTSA in Spring 2015 ... saw action in 22 games the last two seasons ... appeared in all 12 contests as a sophomore and recorded a team-leading 101 tackles, including 9.5 behind the line of scrimmage, four interceptions and three fumble recoveries en route to honorable mention All-Jayhawk Conference accolades ... also had seven pass breakups, one sack and a forced fumble, as the Blue Dragons finished with an 11-1 overall record and No. 4 national ranking, the highest in program history ... accumulated 68 tackles, three TFLs and a pair of sacks in 10 games of action as a freshman in 2013 ... coached by Rion Rhoades.

Personal

Born June 19, 1994 ... son of Neteshia Bass ... multidisciplinary studies major.

Career Statistics

Year	G/GS	TT (S/A)	TFLs (Yds)	Sacks	FF/FR	INT	PBU	BLK
2016	12/11	78 (30/48)	11.0 (47)	5.0	1/2	0	1	0
Total	12/11	78 (30/48)	11.0 (47)	5.0	1/2	0	1	0

Career Highs

Tackles: 12, at Rice (10/15/16)
Tackles For Loss: 2 (2x), at Middle Tennessee (11/5/16)
Sacks: 2, at Middle Tennessee (11/5/16)



Matt Bayliss • #49
Deep Snapper • 6-6 • 215 • Jr.-1L
Tulsa, Okla. (Holland Hall HS)

· 2016 honorable mention All-Conference USA
· Tallest deep snapper in the Football Bowl Subdivision

Junior (2016)

Earned honorable mention All-Conference USA accolades ... has handled all of the team's deep snaps in all 12 games ... has not had one errant snap in 125 attempts (67 punts/43 PATs/15 FGs) ... registered four special teams tackles and a fumble recovery ... team's kickers have connected on 41 PATs and 10-of-15 field goals, while punter Yannis Routsas has averaged 41.9 yards per punt with 11 traveling at least 50 yards and 16 that have landed inside the 20-yard line.

Sophomore (2015)

Served as the squad's deep snapper in all 12 contests ... registered tackles against Kansas State (Sept. 12) and at North Texas (Oct. 31).

— continued —



« MEET THE ROADRUNNERS »

Matt Bayliss (continued)

Freshman (2014)

Saw action in the final four games of the season (at Rice/vs. Southern Miss/ at Western Kentucky/vs. North Texas) ... recorded a special teams tackle in the season finale against North Texas (Nov. 29) ... his snaps helped Kristian Stern average more than 40 yards per boot and the squad's place-kickers connected on all four field goal attempts and 6-of-7 PATs ... redshirted in 2013.

Prior To UTSA

Played offensive tackle and deep snapper at the prep level ... also a member of the basketball team.

Personal

Born April 26, 1995 ... son of Jan and Rusty Bayliss ... geology major.



Stefan (stef - on) Beard • #65
Offensive Guard • 6-3 • 295 • Jr.-TR
Chicago, Ill. (Austin [Texas] Westlake HS/
Navarro [Texas] JC)

Junior (2016)

Started the last 10 games of the regular season after missing the first two due to injury ... has blocked for an offense that averages 29.9 points, 154.8 rushing yards and 221.6 passing yards per contest ... team features a pair of 700-yard rushers who have combined to score 16 touchdowns.

Prior To UTSA

Junior college transfer began attending classes at UTSA last spring ... played in all 11 games last season for head coach Cody Crill ... helped pave the way for an offense that averaged 43.5 points and 513.6 total yards (328.8 pass/184.8 rush) as a sophomore ... saw action in 10 contests as a true freshman for head coach Brian Mayer ... offense scored 52.8 points and racked up 612.3 yards (335.1 rush/277.2 pass) per outing that fall ... selected to play on the 2014 USA Football Under-19 national team ... attended Austin (Texas) Westlake High School in 2013 after moving from his hometown of Chicago, Ill., but did not play.

Personal

Born May 7, 1995 ... son of Clarissa Washington ... multidisciplinary studies major.



Austin Blake-Smith • #41
Tight End • 6-5 • 230 • Sr.-TR
Fayetteville, Ga. (Spalding HS/Nassau [N.Y.] CC/
Mesa [Ariz.] CC/Ventura [Calif.] JC)

Senior (2016)

Appeared late in the regular season finale against Charlotte (Nov. 26) but did not record any statistics.

Prior To UTSA

Junior college transfer began attending classes at UTSA last spring ... played in seven games last season at Ventura (Calif.) Junior College for head coach Steve Mooshagian ... caught 18 passes for 197 yards (10.9 avg.) and two touchdowns en route to first-team Southern California Football Association All-Northern Conference honors ... posted season highs of four receptions in two contests and had 51 yards against Allen Hancock (Nov. 7) ... attended Mesa (Ariz.) Community College in 2014 after beginning college career at Nassau (N.Y.) Community College the previous season ... did not start playing football until his senior year of high school ... primarily played baseball (pitcher) at the prep level.

Personal

Born May 12, 1994 ... son of Nikol Nailey and William Smith ... multidisciplinary studies.



JaColbie Butler • #26
Cornerback • 5-9 • 175 • So.-1L
Pearland (pair - land), Texas (Pearland HS)

Sophomore (2016)

Has played in 10 games, primarily on special teams ... posted seven tackles and a fumble recovery ... had a career-high two stops against Southern Miss (Oct. 8).

Freshman (2015)

Played in the final eight games of the season ... drew his lone start at Charlotte (Nov. 14) ... recorded three tackles with solo stops at UTEP (Oct. 3) and against Rice (Nov. 21) and an assist against Louisiana Tech (Oct. 10).

Prior To UTSA

Successful prep running back who ran 85 times for 717 yards (8.4 avg.) and 12 touchdowns as a senior ... rushed for 1,536 yards (8.6 avg.) and 25 TDs on 179 carries as a junior en route to All-District 22-5A honors ... helped the team post a 14-2 record en route to a berth in the UIL Class 5A Division I Championship Game that season ... earned second-team all-district accolades as a sophomore after toting the ball 80 times for 611 yards (7.6 avg.) and a dozen scores ... coached by Tony Heath.

Personal

Born Sept. 18, 1996 ... son of Annie Neal ... psychology major.

Career Statistics

Year	G/GS	TT (S/A)	TFLs (Yds)	Sacks	FF/FR	INT	PBU	BLK
2016	10/0	7 (5/2)	0.0 (0)	0.0	0/1	0/0	0	0
2015	8/1	3 (2/1)	0.0 (0)	0.0	0/0	0/0	0	0
Total	18/1	10 (7/3)	0.0 (0)	0.0	0/1	0/0	0	0

Career High

Tackles: 2, vs. Southern Miss (10/8/16)



Greg Campbell Jr. • #10
Wide Receiver • 6-1 • 185 • So.-SQ
Humble, Texas (Atascocita HS)

Sophomore (2016)

Has played in four games ... registered four receptions for 33 yards ... also hauled in a two-point conversion and recorded a special teams tackle in the season opener against Alabama State (Sept. 3) ... had a career-high three catches for 29 yards, including a 19-yarder, at Colorado State (Sept. 10).

Freshman (2015)

Saw action in four games ... caught one pass for three yards at #25 Oklahoma State (Sept. 19)... redshirted in 2014.

Prior To UTSA

Versatile athlete who made a successful transition from receiver to quarterback as a senior ... named the District 13-5A Player of the Year after leading the Eagles to 10 victories and their first playoff berth in four seasons ... completed 190-of-300 passes for 2,570 yards and 26 touchdowns and added 1,470 rushing yards and 17 more scores on 200 carries ... also earned 2013 second-team All-Greater Houston accolades ... a first-team all-district receiver as a junior after catching 68 passes ... also saw time at defensive back during his prep career ... coached by Craig Stump ... an academic all-district selection.



Personal

Born Sept. 21, 1996 ... son of Niyoka and Greg Campbell Sr. ... physical education major.

Career Statistics

Year	G/GS	Rec-Yds	Avg.	TD	Long	Rush-Yds	Avg.	TD	Long
2016	4/0	4-33	8.2	0	19	0-0	—	0	—
2015	4/0	1-3	3.0	0	3	1-(-6)	(-6.0)	0	—
Total	8/0	5-36	7.2	0	19	1-(-6)	(-6.0)	0	—

Career Highs

Receptions: 3, at Colorado State (9/10/16)
Receiving Yards: 29, at Colorado State (9/10/16)



Gabriel Casillas · #72
Offensive Tackle · 6-4 · 285 · Sr.-SQ
Chula Vista, Calif. (Eastlake HS/Southwestern [Calif.] JC)

Senior (2016)

Has started all 12 games ... blocked for an offense that averages 29.9 points, 154.8 rushing yards and 221.6 passing yards per contest ... team features a pair of 700-yard rushers who have combined to score 16 touchdowns.

Junior (2015)

Saw action in one game, at #25 Oklahoma State (Sept. 19) ... did not miss an assignment in his seven snaps in that contest.

Prior To UTSA

Helped lead his team to 19 victories and a pair of bowl wins during his junior college career ... a first-team All-California Region IV and unanimous first-team All-American Mountain Conference selection as a sophomore ... Jaguars averaged 42 points and 450.2 yards (144.1 rush/306.1 pass) per game while posting a 10-1 record, including a victory in the season-ending bowl game against Santa Monica College, that season ... squad won nine games and averaged 35.5 points and 416.1 yards (172.2 rush/243.9 pass) per outing during his freshman campaign ... coached by Ed Carberry ... prep honors included all-league, San Diego Alex Spanos All-Star and team's best lineman.

Personal

Born April 12, 1994 ... son of Silvia and Santiago Casillas ... multidisciplinary studies major.



Dannon Cavil (cah - vill) · #82
Wide Receiver · 6-4 · 225 · Jr.-SQ
San Antonio, Texas (Madison HS/Oklahoma)

Junior (2016)

Saw limited action off the bench and on special teams in five games after missing the opening four tilts due to injury ... has not recorded any statistics ... sat out the 2015 season after transferring from Oklahoma.

Prior To UTSA

Transfer from Oklahoma began attending classes at UTSA in Spring 2015 ... did not play in 2014 for the Sooners after redshirting as a freshman in 2013 ... recorded 33 catches for 720 yards (21.8 avg.) and seven TDs as a prep senior ... missed all but one game in 2011 because of a hamstring injury ... caught 21 passes for 425 yards and five TDs as a sophomore at Lake Travis HS in 2010 and helped the squad win the Class 4A Division I State Championship.

Personal

Born Nov. 30, 1994 ... son of Donna and Michael Cavil ... multidisciplinary studies major.



Justin Chavez · #30
Safety · 5-10 · 195 · Jr.-2L
Irving, Texas (MacArthur HS)

Junior (2016)

Has not played due to injury.

Sophomore (2015)

Appeared in the opening seven contests, including a start at Southern Miss (Oct. 17), before missing the remainder of the campaign with an injury ... recorded 11 tackles (5 solos/6 assists) ... also recovered a fumble at UTEP (Oct. 3) and blocked a punt against Colorado State (Sept. 26) ... had a career-high three stops at #25 Oklahoma State (Sept. 19) and matched that four games later at Southern Miss.

Freshman (2014)

Saw action in nine games, primarily on special teams, and registered four tackles (2 solo/2 assists) ... opened the campaign with a career-high three stops at Houston (Aug. 29) ... redshirted in 2013.

Prior To UTSA

Speedy, dual-threat prep quarterback who also saw time at running back and wide receiver during his high school career ... missed the 2012 season due to injury ... completed 56-of-115 passes for 806 yards and nine touchdowns in addition to rushing for 837 yards and a dozen scores as a junior ... coached by Brian Basil.

Personal

Born Nov. 3, 1994 ... son of Annette Chavez ... multidisciplinary studies major.

Career Statistics

Year	G/GS	TT (S/A)	TFLs (Yds)	Sacks	FF/FR	INT	PBU	BLK
2015	7/1	11 (5/6)	0.0 (0)	0.0	0/1	0	0	1
2014	9/0	4 (2/2)	0.0 (0)	0.0	0/0	0	0	0
Total	16/1	15 (7/8)	0.0 (0)	0.0	0/1	0	0	1

Career High

Tackles: 3 (3x), last vs. Southern Miss (10/17/15)



Tyrell Clay · #31
Running Back · 5-9 · 205 · Jr.-1L
Corpus Christi, Texas (Miller HS)

Junior (2016)

Has appeared in 11 games, primarily on special teams ... did not play at Colorado State (Sept. 10) ... rushed 13 times for 41 yards and caught a 9-yard pass ... also had two special teams tackles at Middle Tennessee (Nov. 5) ... had a season-high 25 rushing yards on seven carries against the Blue Raiders.

Sophomore (2015)

Played in 11 contests, including starting the season finale against Middle Tennessee (Nov. 28) ... did not play at UTEP (Oct. 3) due to injury ... rushed for 196 yards (4.6 avg.) and three touchdowns on 42 carries and caught two passes for 10 yards ... also completed a 31-yard pass against Old Dominion (Nov. 7) ... had a career day against Middle Tennessee, rushing 14 times for 71 yards, including a career-best 31-yarder ... reached paydirt two times against Old Dominion and once at North Texas (Oct. 31).

— continued —



« MEET THE ROADRUNNERS »

Tyrell Clay (continued)

Freshman (2014)

Appeared in two games off the bench ... saw action in the season opener at Houston (Aug. 29) and at Western Kentucky (Nov. 22) ... carried the ball three times for five yards against the Hilltoppers ... redshirted in 2013.

Prior To UTSA

Played quarterback at the prep level ... earned 2012 District 31-4A Outstanding Offensive Back accolades as a senior ... named the 2011 District 31-3A Offensive Player of the Year despite playing just five games as a junior ... racked up a combined 1,431 yards (857 pass/574 rush) and 17 TDs (10 rush/7 pass) in 2010 ... coached by Remy Rodriguez ... earned academic all-district honors.

Personal

Born Jan. 20, 1995... son of Marcinell Lewis and Tyrone Clay ... multidisciplinary studies major.

Career Statistics

Year	G/GS	Rush-Yds	Avg.	TD	Long	Rec-Yds	Avg.	TD	Long
2016	11/0	13-41	3.2	0	10	1-9	9.0	0	9
2015	11/1	42-196	4.6	3	31	2-10	5.0	0	31
2014	2/0	3-5	1.7	0	5	0-0	0.0	0	0
Total	24/1	58-242	4.2	3	36	3-19	6.3	0	31

Career Highs

Rushing Attempts: 14, vs. Middle Tennessee (11/28/15)
Rushing Yards: 71, vs. Middle Tennessee (11/28/15)
Rushing TDs: 2, vs. Old Dominion (11/7/15)
Receiving Yards: 9 (2x), last at Louisiana Tech (11/12/16)

 **Cody Cole • #71**
Offensive Guard/Tackle • 6-2 • 280 • Sr.-1L
Fort Myers, Fla. (Bishop Verot HS)

Senior (2016)

Saw limited action off the bench in four games ... played in the opening two contests against Alabama State (Sept. 3) and at Colorado State (Sept. 10) and the final two tilts at #22 Texas A&M (Nov. 19) and against Charlotte (Nov. 26).

Junior (2015)

Played in five games off the bench ... recorded three knockdown blocks and graded out at 95 percent in his 49 snaps of action.

Sophomore (2014)

Missed the season due to injury.

Freshman (2013)

Came off the bench in eight games at tackle ... played 51 snaps, including a season-high 12 against UAB (Oct. 26), and graded out at 82 percent ... added three pancakes ... redshirted in 2012.

Prior To UTSA

Two-year starter along the offensive line (one at guard/one at tackle) ... a second-team *Fort Myers The News-Press* all-area pick as a senior ... also selected to play in the 23rd Annual John Carrigan Rotary South All-Star Classic.

Personal

Born Oct. 9, 1993 ... son of Jessica and Dale Cole ... business management major.



Marcos (mar - cose) Curry • #9
Linebacker • 6-0 • 225 • Jr.-2L
Round Rock, Texas (Stony Point HS)

Junior (2016)

Has played in all 12 games and drew a start at Old Dominion (Sept. 24) ... recorded 29 tackles (12 solos/17 assists), two TFLs and a forced fumble ... had a season-high five stops at Colorado State (Sept. 10) and again the next week against Arizona State (Sept. 16).

Sophomore (2015)

Started all 12 contests ... ranked fourth on the team with 74 tackles (40 solos/34 assists), including 4.5 behind the line of scrimmage ... added a pair of sacks, three QB hurries and two pass breakups ... also forced a fumble at North Texas (Oct. 31) and recovered a fumble against Rice (Nov. 21) ... racked up a career-high nine stops in the season opener at #22 Arizona (Sept. 3) ... had seven tackles and 1.5 sacks at #25 Oklahoma State (Sept. 19) ... had three other seven-stop performances.

Freshman (2014)

Played in 10 games and drew a start against Southern Miss (Nov. 13) ... racked up 16 tackles (4 solos/12 assists) ... posted a career-best seven stops in his start against the Golden Eagles ... redshirted in 2013.

Prior To UTSA

A three-time first-team All-District 16-5A selection ... tallied 84 tackles, including four for loss and a sack, two fumble recoveries and a forced fumble during his senior season ... named to the *Austin American-Statesman's* All-Central Texas team and also was the District 16-5A Defensive Most Valuable Player as a junior after registering 122 tackles ... helped lead team to a 14-1 record and a spot in the 2010 UIL Class 5A Division I state semifinals as a sophomore ... racked up 136 stops on his way to all-district laurels that season ... coached by Craig Chessher.

Personal

Born Aug. 5, 1994 ... son of Tangela Scroggins ... business major.

Career Statistics

Year	G/GS	TT (S/A)	TFLs (Yds)	Sacks	FF/FR	INT	PBU	BLK
2016	12/1	29 (12/17)	2.0 (4)	0.0	1/0	0	0	0
2015	12/12	74 (40/34)	4.5 (9)	2.0	1/1	0	2	0
2014	10/1	16 (4/12)	0.0 (0)	0.0	0/0	0	0	0
Total	34/14	119 (56/63)	6.5 (13)	2.0	2/1	0	2	0

Career Highs

Tackles: 9, at #22 Arizona (9/3/15)
Tackles For Loss: 2.0, at Old Dominion (9/24/16)
Sacks: 1.5, at #25 Oklahoma State (9/19/15)

 **Chase Dahlquist • #33**
Safety • 6-0 • 195 • Jr.-2L
Tulsa, Okla. (Union HS)

Junior (2016)

Has played in nine games ... registered 10 tackles (2 solos/8 assists), one TFL and an interception ... notched a season-best four stops at Old Dominion (Sept. 24) and picked off a pass against North Texas (Oct. 29) ... redshirted the 2015 season due to injury.

Sophomore (2014)

Appeared in all 12 contests and started six times ... recorded 27 tackles (13 solos/14 assists), including two for loss ... also recovered a fumble in the season opener at Houston (Aug. 29) ... matched his career high with five stops against UTEP (Oct. 25) ... added four tackles at Oklahoma State (Sept. 13) and again the following game at Florida Atlantic (Sept. 27).



Freshman (2013)

Played in nine games and drew his lone start at North Texas (Nov. 23) ... collected 18 tackles (8 solos/10 assists), including a career-high five in his season debut against #13 Oklahoma State (Sept. 7) ... added four stops in the program's inaugural Conference USA contest at UTEP (Sept. 21).

Prior To UTSA

UTSA's first-ever player from the state of Oklahoma ... helped lead team to a pair of Oklahoma Class 6A State Championships during his career ... squad won 10 games and reached the Oklahoma Class 6A semifinals in 2012 ... earned honorable mention all-state and All-Tulsa metro honors as a senior after posting 99 tackles, six of which went for loss, one sack, four pass breakups, a pair of interceptions (one TD return) and a forced fumble ... helped lead team to a 14-1 record and the Oklahoma Class 6A State Championship as a junior ... recorded 71 stops, including eight for loss, five pass breakups, two picks and a forced fumble that season ... also returned eight punts for 82 yards (10.3 avg.) ... squad went 13-1 en route to the 2010 state title ... coached by Kirk Fridrich.

Personal

Born Aug. 29, 1994 ... son of Terri and Craig Dahlquist ... father played at Tulsa from 1985-86 ... multidisciplinary studies major.

Career Statistics

Year	G/GS	TT (S/A)	TFLs (Yds)	Sacks	FF/FR	INT	PBU	BLK
2015	9/0	10 (2/8)	1.0 (2)	0.0	0/0	1	1	0
2014	12/6	27 (13/14)	2.0 (6)	0.0	0/1	0	0	0
2013	9/1	18 (8/10)	0.5 (1)	0.0	0/0	0	0	0
Total	30/7	55 (23/32)	3.5 (9)	0.0	0/1	1	1	0

Career High

Tackles: 5 (2x), last vs. UTEP (10/25/14)



Reed Darragh (dare - uh) • #74
Offensive Guard/Tackle • 6-4 • 285 • Jr.-2L
Buda, Texas (Hays HS)

Junior (2016)

Has played in all 12 contests, starting three ... also has seen action on special teams ... blocked for an offense that averages 29.9 points, 154.8 rushing yards and 221.6 passing yards per contest ... team features a pair of 700-yard rushers who have combined to score 16 touchdowns.

Sophomore (2015)

Started all 12 games ... recorded 46 knockdown blocks, including a career-high seven in the season opener at #22 Arizona (Sept. 3) and later against Old Dominion (Nov. 7) ... graded out at 93 percent in his team-leading 862 snaps ... helped pave the way for UTSA's first 1,000 yard rusher (Jarveon Williams/1,042 yards).

Freshman (2014)

Saw action in the first 11 games of the year, primarily on special teams ... did not play in the season finale against North Texas (Nov. 29) due to injury ... did not miss an assignment in his seven snaps of action ... redshirted in 2013.

Prior To UTSA

Saw action at tight end before making the move to the interior line prior to his junior campaign ... earned first-team Class 4A all-state and first-team All-Central Texas (*Austin American-Statesman*) honors and was the District 27-4A Most Valuable Lineman as a senior ... recorded 114 pancake blocks, did not allow a sack and helped lead the offense to 38 points and 437 total yards per game that season ... an all-district choice his final two seasons ... coached by Blake Feldt.

Personal

Born Feb. 7, 1995 ... son of Raena and Jared LaFont ... psychology major.



Marcus Davenport • #93
Defensive End • 6-7 • 245 • Jr.-2L
San Antonio, Texas (Stevens HS)

- 2016 second-team All-Conference USA
- 2015 honorable mention All-Conference USA
- Second on UTSA's career (13.5) sacks chart and ranks third on the single-season (6.5/2016) sacks list

Junior (2016)

Named second-team All-Conference USA ... has played in all 12 games (11 starts) ... leads the squad's defensive linemen with 62 tackles (27 solos/35 assists), including 10 for loss, and also has team-leading marks of 6.5 sacks and a program-record eight QB hurries ... finished the regular season strong by posting 32 stops, seven TFLs and 4.5 sacks in the final five outings... racked up a career-high 11 tackles at #22 Texas A&M (Nov. 19) and also added 1.5 TFLs, one sack and a fumble recovery against the Aggies ... had seven stops, including two sacks, at Louisiana Tech (Nov. 12) and also recorded a pair of sacks in the season opener against Alabama State (Sept. 3).

Sophomore (2015)

Earned honorable mention All-Conference USA accolades ... started 11 contests but did not play against Colorado State (Sept. 26) due to injury ... recorded 49 tackles (30 solos/19 assists) ... ranked second on the team with 7.5 TFLs and four sacks ... also racked up four QB hurries, three pass breakups and a pair of forced fumbles ... had a career day against Rice (Nov. 21) with 10 stops, three TFLs and two sacks ... posted six stops and a sack at Charlotte (Nov. 14) and added five tackles and one sack in the season opener against #22 Arizona (Sept. 3) ... also accumulated five tackles, including 1.5 behind the line of scrimmage, against Louisiana Tech (Oct. 10).

Freshman (2014)

Saw action in the opening 11 games of the campaign but missed the season finale against North Texas (Nov. 29) due to injury ... registered 14 tackles, three of which went for loss as sacks ... top outing came at Rice (Oct. 8) when he racked up a career-high six stops, including a sack ... opened his career at Houston (Aug. 29) with a pair of tackles and a sack ... added another sack at Florida Atlantic (Sept. 27).

Prior To UTSA

A first-team All-District 27-5A performer who recorded 73 tackles, including 10 for loss, six sacks and a half dozen pass breakups as a senior ... earned second-team all-district honors as a junior after racking up 42 stops ... coached by Darryl Hemphill ... also an area qualifier in the 1,600m relay and shot put along with playing for the basketball team.

Personal

Born Sept. 4, 1996 ... son of Ronnetta and Ron Davenport ... multidisciplinary studies major.

Career Statistics

Year	G/GS	TT (S/A)	TFLs (Yds)	Sacks	FF/FR	INT	PBU	BLK
2016	12/11	62 (27/35)	10.0 (29)	6.5	0/1	0	1	0
2015	11/11	49 (30/19)	7.5 (24)	4.0	2/0	0	3	0
2014	11/0	14 (6/8)	3.0 (20)	3.0	0/0	0	0	0
Total	34/22	125 (63/62)	20.5 (73)	13.5	2/1	0	4	0

Career Highs

- Tackles: 11, at #22 Texas A&M (11/19/16)
- Tackles For Loss: 3, vs. Rice (11/21/15)
- Sacks: 2 (3x), last at Louisiana Tech (11/12/16)
- QB Hurries: 3, vs. Southern Miss (10/8/16)



« MEET THE ROADRUNNERS »



Devron Davis • #1
Cornerback • 6-0 • 210 • Jr.-TR
Stockton, Calif. (Franklin HS/Merced [Calif.] JC)

Junior (2016)

Has played in all 12 games with starts in the final two games ... posted 24 tackles (16 solos/8 assists), two TFLs, one interception and five pass breakups ... racked up a season-best six stops, one TFL and a pair of PBUs at #22 Texas A&M (Nov. 19) ... had five tackles and a pass breakup against Arizona State (Sept. 16).

Prior To UTSA

Earned 2015 All-California Region II and first-team All-Golden Coast League accolades as a sophomore for head coach Bob Casey ... posted 41 tackles, four interceptions, 11 pass breakups, two forced fumbles and two fumble recoveries that season ... registered 33 stops, including 2.5 for loss, three interceptions and a fumble recovery as a freshman in 2014 ... returned one of his picks 30 yards for a touchdown and also averaged 14.3 yards on 12 punt returns ... a first-team all-conference performer as a prep senior ... excelled in all three phases of the game as a high school senior ... had 33 tackles, two INTs and a forced fumble to go along with 300 rushing yards and four touchdowns on just 10 carries and eight catches for more than 300 yards and another four scores.

Personal

Born Dec. 22, 1996 ... son of Benita Robinson and Faion Davis ... multidisciplinary studies major.

Career Statistics

Year	G/GS	TT (S/A)	TFLs (Yds)	Sacks	FF/FR	INT	PBU	BLK
2016	12/2	24 (16/8)	2.0 (4)	0.0	0/0	1	5	0
Total	12/2	24 (16/8)	2.0 (4)	0.0	0/0	1	5	0

Career Highs

Tackles: 6, at #22 Texas A&M (11/19/16)
Pass Breakups: 2, at #22 Texas A&M (11/19/16)



Blake Dean • #40
Running Back • 6-1 • 230 • Sr.-2L
Temple, Texas (Temple HS/West Texas A&M)

Senior (2016)

Has played in seven tilts on special teams.

Junior (2015)

Appeared in eight contests, primarily on special teams.

Sophomore (2014)

Saw action in all 12 games on special teams ... redshirted in 2013.

Prior To UTSA

Appeared in 10 games at tight end as a true freshman at West Texas A&M in 2012 ... played tight end and linebacker at the prep level for Mike Spradlin ... honorable mention all-district selection who helped lead his squad to the UIL Class 5A playoffs as a senior ... also a member of the soccer team.

Personal

Born Sept. 27, 1993 ... son of Lori and Dr. James Dean ... finance major.



Jevonte Domond • #78
Offensive Tackle • 6-5 • 300 • Sr.-TR
Glendale, Ariz. (Maricopa HS/Glendale [Ariz.] CC/LSU)

• 2016 honorable mention All-Conference USA

Junior (2016)

Earned honorable mention All-Conference USA laurels ... has started all 12 games ... blocked for an offense that averages 29.9 points, 154.8 rushing yards and 221.6 passing yards per contest ... team features a pair of 700-yard rushers who have combined to score 16 touchdowns.

Prior To UTSA

Graduate transfer played in four games the past two years at LSU ... two-time member of the SEC Academic Honor Roll who graduated in May 2016 with an interdisciplinary studies degree ... played one season at Glendale (Ariz.) Community College after only playing two seasons at the prep level ... played hockey (goalie) as a teenager while living in Boston, Mass.

Personal

Born Dec. 8, 1992 ... son of Carolyn Domond ... taking graduate courses in health & kinesiology.



Stanley Dye Jr. • #3
Cornerback • 5-9 • 165 • So.-1L
Orange Park, Fla. (Ridgeview HS)

Sophomore (2016)

Has appeared in three games on special teams ... recorded a tackle against UTEP (Oct. 22).

Freshman (2015)

Played in all 12 games ... registered 20 tackles (11 solos/9 assists) ... also recovered a fumble at Southern Miss (Oct. 17) ... had a season-high three tackles in the opener at #22 Arizona (Sept. 3) and matched that total the following week against Kansas State (Sept. 12) ... appeared in the 2014 season opener at Houston (Aug. 29) and accumulated four tackles (1 solo/3 assists) and a pass breakup but an injury the next week in practice sidelined him for the remainder of the season ... awarded a medical redshirt.

Prior To UTSA

Speedy athlete who showed game-changing ability at the prep level ... team captain who played receiver and free safety during his career and scored 19 total touchdowns his final two seasons ... a second-team All-Class 5A and All-First Coast (*Florida Times-Union*) and first-team all-district and All-North Atlantic Conference selection as a senior ... caught 25 passes for 574 yards and eight touchdowns and also picked off three passes that season ... coached by Tom McPherson ... also a three-time regional qualifier in track & field who set the school's 100-meter dash record ... an honor roll student.

Personal

Born April 15, 1996 ... son of Theresa and Stanley Dye ... business major.

Career Statistics

Year	G/GS	TT (S/A)	TFLs (Yds)	Sacks	FF/FR	INT	PBU	BLK
2016	3/0	1 (1/0)	0.0 (0)	0.0	0/0	0	0	0
2015	12/0	20 (11/9)	0.5 (1)	0.0	0/1	0	0	0
2014	1/0	4 (1/3)	0.0 (0)	0.0	0/0	0	1	0
Total	16/0	25 (13/12)	0.5 (1)	0.0	0/1	0	1	0

Career High

Tackles: 4, at Houston (8/29/14)



Jesse Ebozue (ee - bow [rhymes with toe] - zoo - way) • #88
Wide Receiver • 6-2 • 205 • Fr.-HS
Arlington, Texas (Bowie HS)

Freshman (2016)
 Has not played.

Prior To UTSA

Graduated from high school early and began attending classes at UTSA last spring ... recorded 14 receptions for 120 yards and two touchdowns as a prep senior ... caught five passes for 54 yards as a junior ... also played defensive back and returned kicks during his career ... coached by Danny DeArman ... also a member of the track & field squad.

Personal

Born June 21, 1998 ... son of Comfort and Benson Ebozue ... medical humanities major.



Michael Egwuagu (eegg - wah - goo) • #8
Safety • 6-0 • 220 • Sr.-3L
Pflugerville (flew - ger - ville), Texas (Connally HS)

- 2016 second-team All-Conference USA
- 2015 honorable mention All-Conference USA
- Ranks second on UTSA's all-time interceptions chart (6)

Senior (2016)

Second-team All-Conference USA selection has started all 12 contests ... ranks third on the club with 76 tackles (38 solos/38 assists), 6.5 of which have come behind the line of scrimmage ... also has a team-leading eight passes defended, one interception, two forced fumbles and one fumble recovery ... racked up a career-high 12 stops at Colorado State (Sept. 10) ... added 10 tackles the following week against Arizona State (Sept. 16) ... returned a blocked field goal 82 yards for a touchdown at Louisiana Tech (Nov. 12).

Junior (2015)

Appeared in all 12 games and drew starts in the opening 11 tilts ... registered 62 tackles (37 solos/25 assists), including 3.5 for loss and 1.5 sacks ... second on the team with three interceptions and added a total of eight pass breakups ... his three picks came in three consecutive outings — at UTEP (Oct. 3), against Louisiana Tech (Oct. 10) and at Southern Miss (Oct. 17) ... posted a season-best 10 stops, including one sack, and a pair of PBUs against Colorado State (Sept. 26) ... followed that up with eight tackles, a 40-yard interception return for a touchdown and another defensive score when he took a Nate Gaines lateral 15 yards following the team's fourth pick of the night at UTEP ... earned Conference USA Defensive Player of the Week and honorable mention Jim Thorpe Award Defensive Back of the Week laurels for his efforts against the Miners ... had seven stops and a pass breakup against Rice (Nov. 21).

Sophomore (2014)

Saw action in nine contests and drew starts against Rice (Nov. 8), Southern Miss (Nov. 13) and Western Kentucky (Nov. 22) ... did not play in the opening three tilts of the year ... recorded 41 tackles (19 solos/22 assists), three of which went for loss ... also intercepted a pass against FIU (Oct. 11) and forced a fumble to go along with eight stops in the season finale against North Texas (Nov. 29) ... had a career-high nine tackles and 1.5 TFLs at Rice (Nov. 8).

Freshman (2013)

Played in 10 games in his inaugural campaign ... recorded 25 tackles (15 solos/10 assists), three of which went for loss ... also intercepted a pass in the season finale against Louisiana Tech (Nov. 30) and recovered a fumble at Arizona (Sept. 14) ... had a pair of four-stop efforts against UAB (Oct. 26) and at Tulsa (Nov. 2).

Prior To UTSA

Prep linebacker who was a 2012 Dave Campbell's Texas Football Top 300 selection ... earned first-team All-District 17-4A and second-team All-Central Texas (Austin American-Statesman) honors as a senior ... registered 90 tackles and forced eight fumbles that season ... tabbed third-team All-Central Texas and the District 16-4A Defensive MVP after racking up 85 stops, eight sacks and seven fumbles as a junior ... coached by Howard McMahan.

Personal

Born Nov. 28, 1994 ... son of Olga Egwuagu ... brother, Martin, played football at Texas from 2005-08 ... cousin, IK Enemkpali, played defensive end at Louisiana Tech from 2010-13 and was a 2014 sixth-round NFL Draft pick of the New York Jets ... multidisciplinary studies major.

Career Statistics

Year	G/GS	TT (S/A)	TFLs (Yds)	Sacks	FF/FR	INT	PBU	BLK
2016	12/12	76 (38/38)	6.5 (27)	0.5	2/1	1	8	0
2015	12/11	62 (37/25)	3.5 (16)	1.5	0/0	3	8	0
2014	9/3	41 (19/22)	3.0 (7)	0.0	1/0	1	2	0
2013	10/0	25 (15/10)	3.0 (4)	0.0	0/1	1	2	0
Total	43/26	204 (109/95)	16.0 (54)	2.0	3/2	6	20	0

Career Highs

Tackles: 12, at Colorado State (9/10/16)
 Tackles For Loss: 1.5 (2x), last vs. Charlotte (11/26/16)
 Pass Breakups: 2 (4x), last at Rice (10/15/16)



Victor Falcon (fal - cone) • #57
Punter/Place-Kicker • 5-10 • 200 • So.-SQ
Comfort, Texas (Comfort HS)

Sophomore (2016)

Has handled the squad's PAT/FG duties in the past 11 games ... is a perfect 41-of-41 on PATs and 10-of-15 on field goals, including a long of 45 yards against Southern Miss (Oct. 8) ... matched a program record with seven PATs against the Golden Eagles ... booted two field goals in three outings (vs. Southern Miss/vs. UTEP/vs. Charlotte).

Freshman (2015)

Saw action in four games ... connected on both his extra-point attempts at Charlotte (Nov. 14) and missed his lone field goal try, which was a 52-yarder at the end of regulation ... also kicked off 15 times, nine of which resulted in touchbacks.

Prior To UTSA

Four-year letterwinner at the prep level ... earned all-district honors at both place-kicker and punter ... also played basketball and soccer.

Personal

Born Oct. 10, 1996 ... son of Hilda and Adan Falcon ... construction management major.

Career Statistics

Year	G	PATs	Pct.	FGs	Pct.	Long	Pts	KO	TB
2016	11	41-41	100.0	10-15	67.7	45	71	0	0
2015	4	2-2	100.0	0-1	0.0	—	2	15	9
Total	15	43-43	100.0	10-16	62.5	45	73	15	9

Career Highs

Points: 13, vs. Southern Miss (10/8/16)
 Extra Points: 7, vs. Southern Miss (10/8/16) ^
 Field Goals: 2, last vs. Charlotte (11/26/16)
 Touchbacks: 4, vs. Old Dominion (11/7/15)
 ^ UTSA record



« MEET THE ROADRUNNERS »



Ronnie Feist (feast) • #22
Linebacker • 6-1 • 230 • Sr.-TR
Edgard, La. (West St. John HS/LSU)

Senior (2016)

Has seen action in 11 games ... did not play at Middle Tennessee (Nov. 12) due to injury ... registered 35 tackles (19 solos/16 assists), two TFLs, one sack and a pair of QB hurries ... recorded a season-high nine stops at Old Dominion (Sept. 24) ... opened the campaign with six tackles, including two behind the line of scrimmage and a sack.

Prior To UTSA

Graduate transfer played in 14 games and registered eight tackles the past four years at LSU ... saw action on both sides of the ball, as well as special teams ... started career at linebacker but also spent time at defensive end and shifted to fullback midway through the 2015 season due to injuries ... graduated in December 2015 with a sports administration degree ... had 13 sacks as a prep senior and registered 73 tackles, including 35 for loss and 22 sacks, as a junior ... named the 2011 Louisiana 1A Defensive Player of the Year ... coached by Robert Valdez ... participated in the 2011 Under Armour All-America Game.

Personal

Born Feb. 10, 1994 ... son of Felicia and Ronnie Feist Sr. ... taking graduate courses in health & kinesiology.

Career Statistics

Year	G/GS	TT (S/A)	TFLs (Yds)	Sacks	FF/FR	INT	PBU	BLK
2016	11/0	35 (19/16)	2.0 (6)	1.0	0/0	0	0	0
Total	11/0	35 (19/16)	2.0 (6)	1.0	0/0	0	0	0

Career Highs

Tackles: 6, at Old Dominion (9/24/16)
Tackles For Loss: 2, vs. Alabama State (9/3/16)



Nate Gaines • #11
Safety • 6-2 • 200 • Jr.-2L
Mesquite, Texas (Poteet HS)

Junior (2016)

Has started all 12 contests ... owns a team-leading eight pass breakups and ranks fourth on the club with 74 tackles (43 solos/31 assists), including 2.5 for loss ... also has an interception and one forced fumble ... notched a season-high 10 stops, two pass breakups and a forced fumble against Southern Miss (Oct. 8) ... added 10 tackles at #22 Texas A&M and had nine stops at Colorado State (Sept. 10) and again against UTEP (Oct. 22) ... picked off a pass against Arizona State (Sept. 16).

Sophomore (2015)

Started 10 games ... missed the Southern Miss (Oct. 17) and North Texas (Oct. 31) road tilts due to injury ... second on the squad with three interceptions and ranked third with 76 tackles (48 solos/28 assists) and nine pass breakups ... picked off a pair of passes at UTEP (Oct. 3) and added another INT at Charlotte (Nov. 14) ... also recovered a fumble at #25 Oklahoma State (Sept. 19) ... had a career-high 12 stops against Louisiana Tech (Oct. 10) ... added 11 tackles against Colorado State (Sept. 26) and another 10 in the season finale against Middle Tennessee (Nov. 28) ... had a career-best four pass breakups at UTEP.

Freshman (2014)

Saw action in 10 games, mostly on special teams ... lone tackle of campaign came in the season finale against North Texas (Nov. 29).

Prior To UTSA

Two-way player who saw action at both safety and receiver at the prep level ... earned first-team All-District 10-4A honors his final two seasons ... helped lead the team to 23 victories during his final two campaigns ... registered 73 tackles and a sack to go along with five interceptions and a team-high 13 pass breakups as a senior, as the Pirates won 12 games and advanced to the regional final for the third time in four years ... recorded 48 stops and nine interceptions and added 51 receptions for 918 yards and nine touchdowns as a junior, as the squad won 11 contests and advanced to the regional final ... coached by Kody Groves ... an honorable mention academic all-state selection as a senior ... also played for the basketball team.

Personal

Born Sept. 22, 1995 ... son of Jayneen and Raffaele Gaines ... multidisciplinary studies major.

Career Statistics

Year	G/GS	TT (S/A)	TFLs (Yds)	Sacks	FF/FR	INT	PBU	BLK
2016	12/12	74 (43/31)	2.5 (3)	0.0	1/0	1	8	0
2015	10/10	76 (48/28)	0.5 (0)	0.0	0/1	3	6	0
2014	10/0	1 (1/0)	0.0 (0)	0.0	0/0	0	0	0
Total	32/22	151 (92/59)	3.0 (3)	0.0	1/1	4	14	0

Career Highs

Tackles: 12, vs. Louisiana Tech (10/10/15)
Interceptions: 2, at UTEP (10/3/15)
Pass Breakups: 4, at UTEP (10/3/15)



Kevin Garcia • #53
Linebacker • 6-0 • 240 • Sr.-1L
Tyler, Texas (Chapel Hill HS/Tyler [Texas] JC)

Senior (2016)

Has not played.

Junior (2015)

Saw action in the opening 10 games, primarily on special teams, before sitting out the final two due to injury ... racked up nine tackles (3 solos/6 assists), including a season-best four against Colorado State (Sept. 26) ... added three stops at #25 Oklahoma State (Sept. 19) ... joined the program as a walk-on during spring drills.

Prior To UTSA

Played in all 11 games as a sophomore at Tyler [Texas] JC and registered three tackles ... also played during the 2013 campaign ... a member of the 2011 UIL Class 3A Division I State Champions as a prep junior ... coached by Thomas Sitton.

Personal

Born March 18, 1994 ... son of Terry and Hector Garcia ... multidisciplinary studies major.

Career Statistics

Year	G/GS	TT (S/A)	TFLs (Yds)	Sacks	FF/FR	INT	PBU	BLK
2015	10/0	9 (3/6)	0.5 (1)	0.0	0/0	0	0	0
Total	10/0	9 (3/6)	0.5 (1)	0.0	0/0	0	0	0

Career High

Tackles: 4, vs. Colorado State (9/26/15)



Jack Giblin • #48
Tight End • 6-3 • 215 • Fr.-HS
Port Neches (naye - chez), Texas (Port Neches-Groves HS)

Freshman (2016)
 Has not played.

Prior To UTSA

Played wide receiver at the prep level but will make the move to tight end at UTSA ... earned first-team all-area, All-District 22-5A and academic all-state honors as a senior ... helped lead his team to nine wins while recording 840 receiving yards and 11 touchdowns in 2015 ... caught 17 passes for 315 yards and three scores as a junior ... coached by Brandon Faircloth.

Prior To UTSA

Born Nov. 11, 1997 ... son of Aaryn and Mike Giblin ... mechanical engineering major.



Darryl Godfrey • #23
Safety • 6-0 • 185 • So.-11
San Antonio, Texas (O'Connor HS)

Sophomore (2016)

Has appeared in all 12 contests, primarily on special teams ... registered seven tackles (4 solos/3 assists), one TFL and a QB hurry ... recorded a season-high two stops against North Texas (Oct. 29) ... also caught a 9-yard pass on a fake punt at Louisiana Tech (Nov. 12).

Freshman (2015)

Saw action in 10 games ... did not play in the season opener at #22 Arizona (Sept. 3) and at Southern Miss (Oct. 17) ... posted 15 tackles (9 solos/6 assists), broke up one pass and forced a fumble at UTEP (Oct. 3) to go along with three stops ... had a career-high seven tackles against Colorado State (Sept. 26).

Prior To UTSA

Earned first-team all-area honors from the *San Antonio Express-News* as a senior ... recorded 51 tackles, five interceptions and three defensive touchdowns and also had 16 catches for 247 yards (15.4 avg.) and another three scores that season ... made a successful switch to defensive back as a junior ... registered 55 tackles and three interceptions that year ... coached by David Malesky.

Personal

Born Feb. 25, 1997 ... son of Angela Godfrey ... kinesiology major.

Career Statistics

Year	G/GS	TT (S/A)	TFLs (Yds)	Sacks	FF/FR	INT	PBU	BLK
2016	12/0	7 (4/3)	1.0 (5)	0.0	0/0	0	0	0
2015	10/0	15 (9/6)	0.0 (0)	0.0	1/0	0	1	0
Total	22/0	22 (13/9)	1.0 (5)	0.0	1/0	0	1	0

Career High

Tackles: 7, vs. Colorado State (9/26/15)



Matt Guidry • #89
Wide Receiver • 5-8 • 165 • Fr.-RS
League City, Texas (Clear Springs HS)

Freshman (2016)

Has played in nine games and drew a start against Southern Miss (Oct. 8) ... rushed six times for 75 yards (12.5 avg.) and a touchdown with a long of 22 yards ... scored from 20 yards out against Southern Miss (Oct. 8) ...

also has averaged 24 yards on 17 kickoff returns with a long of 57 yards and is averaging 16.2 yards on his four punt returns with a long of 36 yards ... redshirted in 2015.

Prior To UTSA

Rushed for 3,582 yards (6.9 avg.) and 40 touchdowns during his prep career ... named to the 2014 *Dave Campbell's Texas Football Top 300* list ... tabbed second-team All-Greater Houston (*Houston Chronicle*) and the District 24-6A Offensive Most Valuable Player as a senior ... ran for 1,283 yards (6.7 avg.) and 14 touchdowns on 191 attempts and also completed 70-of-119 passes for 948 yards and 11 scores that season ... rushed for 1,241 yards (7.1 avg.) and 17 TDs on 174 carries and recorded 43 receptions for 595 yards (13.8 avg.) and six more scores en route to first-team All-District 26-4A honors as a junior ... carried the ball 154 times for 1,058 yards (6.9 avg.) and nine TDs and caught 39 passes for 303 yards and another four scores in his debut campaign that saw him earn first-team all-district accolades as a sophomore ... coached by Frank Maldonado.

Personal

Born Jan. 8, 1996 ... son of Teresa and Michael Guidry ... multidisciplinary studies major.

Career Statistics

Year	G/GS	Rush-Yds	Avg.	TD	Long	Rec-Yds	Avg.	TD	Long
2016	9/1	6-75	12.5	1	22	0-0	—	0	—
Total	9/1	6-75	12.5	1	22	0-0	—	0	—

Special Teams

Year	KR-Yds	Avg.	Long	PR-Yds	Avg.	Long
2016	17-408	24.0	57	4-65	16.2	36
Total	17-408	24.0	57	4-65	16.2	36

Career Highs

Rushing Attempts: 2, at Middle Tennessee (11/5/16)
 Rushing Yards: 22, at #22 Texas A&M (11/19/16)
 Kickoff Returns: 9, at Louisiana Tech (11/12/16) ^
 Kickoff Return Yards: 188, at Louisiana Tech (11/12/16) ^
 Punt Returns: 2, vs. Charlotte (11/26/16)
 Punt Return Yards: 36, at Louisiana Tech (11/12/16)
 ^ UTSA record



Peyton Hall • #18
Wide Receiver • 5-11 • 180 • So.-SQ
San Antonio, Texas (Brandeis HS)

Sophomore (2016)

Has seen action in eight contests ... had one rush at Colorado State (Sept. 10).

Freshman (2015)

Appeared in four games in his inaugural season ... rushed three times for 13 yards ... picked up 10 yards on two carries at #25 Oklahoma State (Sept. 19).

Prior To UTSA

Helped lead his team to 34 victories and three consecutive district championships during his three-year career ... earned first-team all-area (*San Antonio Express-News*) accolades and also tabbed the District 27-6A (Zone B) Offensive Most Valuable Player as a senior ... caught 56 passes for 1,293 yards (23.1 avg.) and 10 touchdowns that season ... hauled in 21 passes for 592 yards (28.2 avg.) and eight scores as a junior ... coached by John Campbell.

Personal

Born Dec. 18, 1996 ... son of Brianna Banks and James Hall ... biology major.

— continued —



« MEET THE ROADRUNNERS »

Peyton Hall (continued)

Career Statistics

Year	G/GS	Rec-Yds	Avg.	TD	Long	Rush-Yds	Avg.	TD	Long
2016	8/0	0-0	0.0	0	0	1-(-3)	(-3.0)	0	(-3)
2015	4/0	0-0	0.0	0	0	3-13	4.3	0	11
Total	12/0	0-0	0.0	0	0	4-10	2.5	0	11

Career Highs

Rushing Attempts: 2, at #25 Oklahoma State (9/19/15)
 Rushing Yards: 10, at #25 Oklahoma State (9/19/15)



Manny Harris • #12
Quarterback • 6-0 • 225 • Fr.-RS
Copperas Cove, Texas (Copperas Cove HS)

Freshman (2016)

Has not played after redshirting in 2015.

Prior To UTSA

One of the most decorated players in his school's history ... named to the 2014 *Dave Campbell's Texas Football* Top 300 list ... tabbed the area's Most Valuable Player (*Killeen Daily Herald*) for the second consecutive year after throwing for 1,723 yards and 13 touchdowns as a senior ... also earned first-team All-District 12-6A accolades despite missing three games in the middle of the season due to injury ... completed 280-of-454 passes (61.7 percent) for 3,775 yards and 38 scores and added another 503 yards on the ground as a junior en route to all-state and District 8-5A co-MVP honors ... guided the offense to averages of 46.7 points and 518.9 yards (No. 1 UIL Class 5A) per game that season ... coached by Jack Welch.

Personal

Born Dec. 9, 1996 ... son of Melissa and Jerome Harris ... history major.



Jaylon Henderson • #6
Quarterback • 6-1 • 205 • Fr.-RS
Kingwood, Texas (Park HS)

Freshman (2016)

Has appeared in four games on special teams ... had one tackle at Middle Tennessee (Nov. 5) ... redshirted in 2015.

Prior To UTSA

Graduated from high school early and began attending classes at UTSA in Spring 2015 ... three-year starter who was a member of the Touchdown Club of Houston's prestigious 32-member 2014 Preseason UIL All-Greater Houston Team ... one of just two quarterbacks named to the squad ... named second-team All-District 21-5A as a senior after completing 88-of-158 passes for 1,155 yards and 13 touchdowns ... earned second-team All-District 19-5A honors as a junior after throwing for 1,090 yards and 11 TDs to go along with a team-leading 1,105 rushing yards and eight scores on 227 attempts ... that came on the heels of a sophomore season that included 544 passing yards, another 560 on the ground and nine total touchdowns (5 pass/4 rush) ... also was an all-district basketball player ... coached by Jim Holley.

Personal

Born April 15, 1997 ... son of Kimberly and James Henderson ... business major.



Aneas (uh - knee - us) Henricks • #6
Cornerback • 5-11 • 185 • Jr.-1L
Bastrop, Texas (Bastrop HS)

Junior (2016)

Played in the opening six games and started the first two (vs. Alabama State/at Colorado State) ... accumulated three tackles, one pass breakup and a forced fumble.

Sophomore (2015)

Appeared in all 12 games and drew starts in the opening four tilts ... recorded a dozen tackles (9 solos/3 assists) and broke up a pair of passes ... registered three stops and both of his PBUs at #25 Oklahoma State (Sept. 19) ... added another three tackles against Rice (Nov. 21).

Freshman (2014)

Did not play after redshirting in 2013.

Prior To UTSA

A second-team All-District 17-4A selection as a senior ... recorded 27 tackles, four pass breakups and a forced fumble in 2012 and also had an 80-yard punt return for a touchdown ... coached by Gerald Perry ... began prep career at Del Valle High School, where he played quarterback and wide receiver ... also participated in track & field at the prep level.

Personal

Born March 22, 1995 ... son of Donna and Jay Henricks ... multidisciplinary studies major.

Career Statistics

Year	G/GS	TT (S/A)	TFLs (Yds)	Sacks	FF/FR	INT	PBU	BLK
2016	6/2	3 (3/0)	0.0 (0)	0.0	0/1	0	1	0
2015	12/4	12 (9/3)	0.0 (0)	0.0	0/0	0	2	0
Total	18/6	15 (12/3)	0.0 (0)	0.0	0/1	0	3	0

Career Highs

Tackles: 3, (2x) last vs. Rice (11/21/15)
 Pass Breakups: 2, at #25 Oklahoma State (9/19/15)



DeQuarius Henry • #45
Defensive End • 6-4 • 230 • Fr.-HS
Houston, Texas (Sharpstown HS)

Freshman (2016)

Has not played.

Prior To UTSA

Sat out the 2015 season as a greyshirt but began attending classes at UTSA last spring ... former basketball standout made a successful transition to the gridiron his final two prep seasons ... earned first-team All-District 20-5A accolades as a senior ... a second-team All-District 21-4A selection as a junior ... coached by Charles Perridon.

Personal

Born May 13, 1997 ... son of Lena James ... business major.



Anthony Hickey • #32
Linebacker • 6-0 • 240 • Jr.-TR
San Juan Capistrano, Calif. (JSerra Catholic HS/
Wagner/Saddleback [Calif.] JC)

Junior (2016)

Has seen action in 11 games, primarily on special teams ... did not play in the season finale against Charlotte (Nov. 26) ... registered five tackles (2 solos/3 assists), one sack and a pass breakup ... had one stop, which resulted in a 4-yard sack at Louisiana Tech (Nov. 12).

Prior To UTSA

Junior college transfer began attending classes at UTSA last spring ... played in 13 games as a sophomore at Saddleback (Calif.) Junior College for head coach Mark McElroy ... racked up 57 tackles, including 8.5 for loss and 2.5 sacks, one interception and three pass breakups that season ... team won 10 contests and captured the Southern California Football Association Regional Championship ... played 11 games as a redshirt freshman in 2014 at Wagner, primarily on special teams, and posted eight stops ... a second-team All-Trinity League selection and voted team Defensive MVP as a prep senior ... recorded 36 tackles and four sacks that fall and also registered five receptions for 92 yards and a pair touchdowns ... nominated to the 2013 Orange County All-Star Game.

Personal

Born Nov. 8, 1994 ... son of Stephanie and John Hickey ... exercise science major.

Career Statistics

Year	G/GS	TT (S/A)	TFLs (Yds)	Sacks	FF/FR	INT	PBU	BLK
2016	11/0	5 (2/3)	1.0 (4)	1.0	0/0	0	1	0
Total	11/0	5 (2/3)	1.0 (4)	1.0	0/0	0	1	0



Steven Holman • #51
Linebacker • 5-11 • 220 • Jr.-SQ
Houston, Texas (Westside HS/Valparaiso)

Junior (2016)

Has appeared in seven games on special teams and recorded three assisted tackles.

Sophomore (2015)

Saw action in the opening four contests on special teams before sustaining a season-ending injury ... posted three solo tackles, including a season-high two at #25 Oklahoma State (Sept. 19) ... joined the team as a walk-on in the spring.

Prior To UTSA

A member of both the football and track & field squads at Valparaiso in 2013-14 ... named the Scout Team MVP as a freshman and ran sprint events for the track program ... two-year prep letterwinner ... second-team all-district honoree and team captain as a senior ... graduated with three school records (tackles/TFLs/sacks) ... played in the 2012 Texas vs. Louisiana Bayou Bowl All-Star Game ... also a regional qualifier in wrestling.

Personal

Born July 21, 1995 ... son of Stephanie Porter and Stephen Holman ... entrepreneurship major.

Career Statistics

Year	G/GS	TT (S/A)	TFLs (Yds)	Sacks	FF/FR	INT	PBU	BLK
2016	7/0	3 (0/3)	0.0 (0)	0.0	0/0	0	0	0
2015	4/0	3 (3/0)	0.0 (0)	0.0	0/0	0	0	0
Total	11/0	6 (3/3)	0.0 (0)	0.0	0/0	0	0	0

Career High

Tackles: 2, at #25 Oklahoma State (9/19/15)



Avery Jackson • #35
Cornerback • 5-8 • 175 • Fr.-HS
Austin, Texas (Johnson HS)

Freshman (2016)

Has not played.

Prior To UTSA

Sat out the 2015 season as a greyshirt but began attending classes at UTSA last spring ... versatile athlete who played quarterback and defensive back for his father, Andrew, as a senior ... tabbed third-team All-Central Texas (Austin American-Statesman) and was the District 26-5A Offensive Most Valuable Player after completing 53-of-75 passes (70.7 percent) for 1,085 yards and 15 touchdowns to go along with 98 rushes for 828 yards (8.5 avg.) and 11 more scores in seven district contests ... helped lead team to 11 victories and a berth in the UIL Class 5A Division semifinals ... played his junior campaign at Waxahachie High School for head coach David Ream ... also an all-district outfielder in baseball.

Personal

Born Feb. 23, 1996 ... son of Brenda and Andrew Jackson ... business major.



Brennan Johnson • #21
Safety • 5-10 • 175 • Fr.-HS
Waco, Texas (Midway HS/Naval Academy Prep)

Freshman (2016)

Has not played.

Prior To UTSA

Began attending classes at UTSA last spring ... originally signed a Letter of Intent with Navy in February 2015 and spent last fall at the Naval Academy Preparatory School ... helped lead Midway High School to 12 wins as a prep senior in 2014 ... registered 73 tackles, including five for a loss and two sacks, one forced fumble and three pass breakups en route to second-team All-District 12-6A accolades at outside linebacker ... also an academic all-district selection that season ... coached by Terry Gambill ... prep career began at Reicher Catholic High School in Waco ... posted 50 stops as a junior.

Personal

Born March 10, 1997 ... son of Dee Dee and Troy Brown ... history major.



Jared Johnson • #15
Quarterback • 6-1 • 225 • Sr.-TR
Grand Prairie, Texas (Grand Prairie HS/
Sam Houston State)

Senior (2016)

Has appeared in seven games off the bench and completed 41-of-75 passes (54.7 percent) for 564 yards and four touchdowns ... connected on 15-of-24 throws for 186 yards, including a 10-yard score, at #22 Texas A&M (Nov. 19) ... was 5-of-7 for 128 yards, including a 20-yard TD, in the regular season finale against Charlotte (Nov. 26) ... racked up 100 yards on 6-of-12 passing and also caught an 8-yard TD reception at Old Dominion (Sept. 24).

— continued —



« MEET THE ROADRUNNERS »

Jared Johnson (continued)

Prior To UTSA

Graduate transfer piled up 5,352 passing yards, 1,601 yards on the ground and 50 total touchdowns the past three seasons at Sam Houston State ... played in 40 career games with 30 starts (21-9 record) and ranks second in program history in total offense (6,953) and TD passes (39) and third in passing yards ... named the 2015 Southland Conference Offensive Player of the Year after throwing for 2,216 yards and 18 touchdowns against just two interceptions ... also rushed for 470 yards and five scores in helping lead the Bearkats to an 11-4 record and their second consecutive run to the Football Championship Subdivision semifinals ... threw for 3,054 yards and 21 TDs on 260-of-453 attempts en route to honorable mention All-Southland accolades as a sophomore ... played in eight contests as a redshirt freshman in 2013 ... graduated in May 2016 with a kinesiology degree ... earned All-District 5-5A honors after passing for 1,411 yards and rushing for more than 400 as a prep senior.

Personal

Born March 17, 1994 ... son of Andrea and George Johnson ... taking graduate courses in business.

Career Statistics

Year	G/GS	C-A-Yds	TD-INT	Long	Rush-Yds	Avg.	TD	Long
2016	7/0	41-75-564	4-1	42	17-(-35)	(-2.1)	0	8
Total	7/0	41-75-564	4-1	42	17-(-35)	(-2.1)	0	8

Season Highs

Passing Attempts: 15, at #22 Texas A&M (11/19/16)
 Passing Completions: 24, at #22 Texas A&M (11/19/16)
 Passing Yards: 186, at #22 Texas A&M (11/19/16)
 Passing TDs: 2, at Louisiana Tech (11/12/16)
 Rushing Attempts: 9, at #22 Texas A&M (11/19/16)



Kirk Johnson Jr. • #16
Wide Receiver • 5-7 • 150 • Fr.-HS
DeSoto, Texas (DeSoto HS)

Freshman (2016)

Has not played.

Prior To UTSA

Earned first-team All-District 7-6A accolades as a senior after catching 26 passes for 337 yards (13.0 avg.) and one touchdown ... helped lead team to 10 victories as a junior ... coached by Todd Peterman ... earned honorable mention academic all-state laurels as a senior for his work in the classroom.

Personal

Born Jan. 30, 1998 ... son of Schabandol and Kirk Johnson ... business major.



Brady Jones • #86
Wide Receiver • 5-10 • 185 • Jr.-1L
George West, Texas (George West HS)

Junior (2016)

Has played in all 12 games and drawn starts in four contests ... third on the team with 24 receptions for 294 yards (12.2 avg.) and three touchdowns (at Colorado State/vs. UTEP/vs. Charlotte) ... recorded a career-high 60 receiving yards against UTEP (Oct. 22) and has registered a career-best three catches in six outings ... had 51 yards on three receptions and also tossed an 8-yard TD at Old Dominion (Sept. 24).

Sophomore (2015)

Appeared in the opening nine contests of the year before missing the final three with an injury ... caught five passes for 52 yards (10.4 avg.) ... hauled in two passes for 14 yards at #25 Oklahoma State (Sept. 19) ... also had a 4-yard rush in the season opener at #22 Arizona (Sept. 3) ... awarded a Conference USA Academic Medal (3.75 GPA).

Freshman (2014)

Did not play after redshirting in 2013.

Prior To UTSA

Played quarterback, safety and punter at the prep level ... earned 2012 All-South Texas honors and was tabbed the District 15-2A Division I co-Most Valuable Player as a senior ... tossed for 628 yards and five touchdowns and added 110 tackles and four interceptions during his junior campaign en route to District MVP accolades ... coached by Tim Holt.

Personal

Born May 11, 1995 ... son of Julie Hardwick and Randy Jones ... the brother-in-law of former UTSA quarterback Eric Soza ... finance major.

Career Statistics

Year	G/GS	Rec-Yds	Avg.	TD	Long	Rush-Yds	Avg.	TD	Long
2016	12/4	24-294	12.2	3	33	1-(-1)	(-1.0)	0	(-1)
2015	9/0	5-52	10.4	0	17	1-4	4.0	0	4
Total	21/4	29-346	11.9	3	33	2-3	1.5	0	4

Career Highs

Receptions: 3 (6x), last vs. Charlotte (11/26/16)
 Receiving Yards: 60, vs. UTEP (10/22/16)



Jordan Jones • #85
Tight End • 6-3 • 225 • Sr.-TR
Clearwater, Fla. (Fork Union [Va.] Military Academy/ Gardner-Webb)

Senior (2016)

Has appeared in four games, primarily on special teams ... has not recorded any statistics.

Prior To UTSA

Graduate transfer played in 34 contests the past three years at Gardner-Webb ... saw action in 11 games and had two receptions for six yards last fall ... appeared in 11 tilts as a sophomore and caught three passes for 11 yards and two touchdowns ... played in all 12 contests, primarily on special teams, as a redshirt freshman after sitting out the 2012 campaign ... graduated in May 2016 with a degree in health care management ... played one season of postgraduate football in 2011 at Fork Union (Va.) Military Academy for Major John Shuman ... hauled in nine passes for 176 yards and four TDs that season ... played two years at Tampa Catholic High School under head coach Bob Henriquez ... helped the team post an 11-2 record and a berth in the Florida Class 2B Championship Game as a senior ... racked up 12 receptions for 202 yards and a TD and collected 45 tackles and four sacks en route to all-county laurels as a senior ... caught 13 passes for 276 yards and three scores as a junior ... played his freshman and sophomore seasons at Palm Harbor High School.

Personal

Born Jan. 25, 1992 ... son of Sharon and Jeff Jones ... taking graduate courses in business.



Austin Jupe (joo - pee) • #41
Cornerback • 6-1 • 195 • Jr.-SQ
San Antonio, Texas (East Central HS/Baylor)

Junior (2016)

Has seen action in 11 games and started the final eight contests ... did not play against Arizona State (Sept. 16) due to injury ... has recorded 21 tackles (12 solos/9 assists) and four pass breakups ... had a career-high five stops against UTEP (Oct. 22) and matched that total three weeks later at Louisiana Tech (Nov. 12).

Sophomore (2015)

Did not play due to injury.

Freshman (2014)

Did not play after transferring from Baylor.

Prior To UTSA

Sat out the 2013 season as a redshirt at Baylor ... a three-year prep starter at defensive back ... earned honorable mention Class 5A all-state and first-team All-District 28-5A honors as a senior ... registered 56 tackles, 13 pass breakups and an interception that season ... an honorable mention all-state, first-team all-area (*San Antonio Express-News*) and first-team all-district selection as a junior ... racked up 56 stops and picked off four passes that fall ... an honorable mention all-district honoree as a sophomore ... coached by Robert Walker ... also a district champion hurdler for the Hornets.

Personal

Born Oct. 16, 1994 ... son of Stephanie Jupe ... multidisciplinary studies major.

Career Statistics

Year	G/GS	TT (S/A)	TFLs (Yds)	Sacks	FF/FR	INT	PBU	BLK
2016	11/8	21 (12/9)	0.0 (0)	0.0	0/0	0	4	0
Total	11/8	21 (12/9)	0.0 (0)	0.0	0/0	0	4	0

Career High

Tackles: 5 (2x), last at Louisiana Tech (11/12/16)



Ben Kane • #43
Defensive End • 6-2 • 250 • Sr.-1L
West Covina, Calif. (South Hills HS/Citrus [Calif.] JC)

Senior (2016)

Has appeared in all 12 contests and started eight tilts ... registered 44 tackles (11 solos/33 assists), 2.5 TFLs and two sacks ... had a career-best six stops against Arizona State (Sept. 16) and matched that two games later against Southern Miss (Oct. 8).

Junior (2015)

Played in nine games ... registered seven tackles (4 solos/3 assists), one of which came behind the line of scrimmage ... had two stops, including one for loss, at Charlotte (Nov. 14).

Prior To UTSA

Junior college transfer who began attending classes at UTSA in Spring 2015 ... recorded 57 tackles, including four for loss and two sacks, in 10 games as a sophomore ... racked up 31 stops, three TFLs and 2.5 sacks in nine contests in 2013... coached by Ron Ponciano ... a three-year prep starter who earned first-team All-Sierra League and second-team All-San Gabriel Valley honors as a senior.

Personal

Born Nov. 25, 1994 ... son of Kate and Patrick Kane ... criminal justice major.

Career Statistics

Year	G/GS	TT (S/A)	TFLs (Yds)	Sacks	FF/FR	INT	PBU	BLK
2016	12/8	44 (11/33)	2.5 (22)	2.0	0/0	0	1	0
2015	9/0	7 (4/3)	1.0 (3)	0.0	0/0	0	0	0
Total	21/8	51 (15/36)	3.5 (25)	2.0	0/0	0	1	0

Career High

Tackles: 6 (2x), last vs. Southern Miss (10/8/16)



Carrington Kearney • #37
Cornerback • 5-11 • 180 • Fr.-HS
Pflugerville (flew - ger - ville), Texas (Hendrickson HS)

Freshman (2016)

Has not played.

Prior To UTSA

Dual-threat quarterback who will make the move to cornerback for UTSA ... helped lead his team to nine wins and a District 13-6A Championship as a senior ... earned first-team all-district laurels at punter that season ... racked up 1,745 total yards (869 pass/876 rush) and accounted for 20 total touchdowns (13 rush/7 pass) as a junior ... coached by Chip Killian ... also a member of the basketball team.

Personal

Born May 12, 1998 ... son of April and Carl Kearney ... business major.



Andrew King • #38
Running Back • 5-11 • 240 • Sr.-SQ
Shreveport, La. (Calvary Baptist Academy/Tyler [Texas] JC)

· Walk-on has served as the team's primary fullback this fall, which has been his first action since his senior year of high school back in 2011

Senior (2016)

Has played in 11 games and started five contests in his first action since his senior year of high school back in 2011 ... blocked for an offense that averages 29.9 points and 154.8 rushing yards per outing ... team features a pair of 700-yard rushers who have combined to score 16 touchdowns ... caught an 8-yard pass at Rice (Oct. 15).

Junior (2015)

Did not play.

Sophomore (2014)

Served on the scout team after joining the program as a walk-on.

Prior To UTSA

A member of the scout team during his two seasons at Tyler (Texas) Junior College ... an all-district selection his final two prep seasons ... helped team advance to the state semifinals two times during his career.

Personal

Born Aug. 18, 1994 ... son of Carrie and Roy King ... multidisciplinary studies major.

Career Statistics

Year	G/GS	Rush-Yds	Avg.	TD	Long	Rec-Yds	Avg.	TD	Long
2016	11/5	0-0	—	0	—	1-8	8.0	0	8
Total	11/5	0-0	—	0	—	1-8	8.0	0	8

« MEET THE ROADRUNNERS »



T.J. King • #98
Defensive End • 6-2 • 255 • Fr.-RS
Irving, Texas (MacArthur HS)

Freshman (2016)

Has played in 10 games, primarily on special teams ... posted two tackles and a pair of QB hurries ... redshirted in 2015.

Prior To UTSA

A first-team All-District 9-6A selection as a senior ... posted 52 tackles and five sacks as a junior en route to second-team All-District 6-5A accolades ... coached by Brian Basil ... also a member of the track & field team.

Personal

Born Aug. 9, 1996 ... son of Mary Jackson-King ... history major.

Career Statistics

Year	G/GS	TT (S/A)	TFLs (Yds)	Sacks	FF/FR	INT	PBU	BLK
2016	10/0	2 (0/2)	0.0 (0)	0.0	0/0	0	0	0
Total	10/0	2 (0/2)	0.0 (0)	0.0	0/0	0	0	0



Vontrell King-Williams • #97
Defensive Tackle • 6-1 • 325 • Sr.-1L
Chicago, Ill. (Mount Carmel HS/Illinois/Butler [Kan.] CC)

Senior (2016)

Has appeared in all 12 contests and drew a start at #22 Texas A&M (Nov. 19) ... registered six tackles (2 solos/4 assists) and a pass breakup ... had a season-high two stops against Arizona State (Sept. 16).

Junior (2015)

Played in all 12 games ... racked up 10 tackles (5 solos/5 assists) ... had a season-high three stops in the season finale against Middle Tennessee (Nov. 28).

Prior To UTSA

Junior college transfer who began attending classes at UTSA in Spring 2015 ... saw action in nine games as a sophomore and registered 39 tackles, 2.5 TFLs and 1.5 sacks ... also blocked a kick for the Grizzlies ... coached by Troy Morrell ... originally began his career at Illinois but did not play in 2013 after sitting out the previous campaign as a redshirt ... named to the 2012 SuperPrep Midwest team and also tabbed second-team all-state (*Chicago Tribune*) after accumulating 39 stops and 15 sacks as a senior ... helped lead his high school team to the 2011 Chicago Prep Bowl Championship and also played in the 2010 Illinois Class 8A Championship Game.

Personal

Born July 15, 1994 ... son of Camille and Jemal King ... multidisciplinary studies major.

Career Statistics

Year	G/GS	TT (S/A)	TFLs (Yds)	Sacks	FF/FR	INT	PBU	BLK
2016	12/1	6 (2/4)	0.0 (0)	0.0	0/0	0	1	0
2015	12/0	10 (5/5)	0.0 (0)	0.0	0/0	0	0	0
Total	24/1	16 (7/9)	0.0 (0)	0.0	0/0	0	1	0

Career High

Tackles: 3, vs. Middle Tennessee (11/28/15)



C.J. Levine (lah - veen) • #14
Safety • 5-10 • 185 • So.-1L
Port Arthur, Texas (Memorial HS)

Sophomore (2016)

Has played in all 12 games and drew a start at Rice (Oct. 15) ... racked up 32 tackles (15 solos/17 assists) and two pass breakups ... recorded a career-high six stops against UTEP (Oct. 22) ... had five tackles in four of the opening six tilts of the season.

Freshman (2015)

Saw action in all 12 games ... registered nine tackles (6 solos/3 assists) ... had a season-best four stops at UTEP (Oct. 3).

Prior To UTSA

Named to the 2014 *Dave Campbell's Texas Football* Top 300 list ... four-year starter who missed part of his senior season due to injury ... named first-team All-District 21-5A after picking off six passes as a junior and also was a finalist for the Willie Ray Smith Award (top defensive player in Southeast Texas) ... a second-team all-district choice as a sophomore ... coached by Kenny Harrison.

Personal

Born Oct. 25, 1996 ... son of Lisa and James Levine ... sociology major.

Career Statistics

Year	G/GS	TT (S/A)	TFLs (Yds)	Sacks	FF/FR	INT	PBU	BLK
2016	12/1	32 (15/17)	0.5 (3)	0.0	0/0	0	2	0
2015	12/0	9 (6/3)	0.0 (0)	0.0	0/0	0	0	0
Total	24/1	41 (21/20)	0.5 (3)	0.0	0/0	0	2	0

Career High

Tackles: 6, vs. UTEP (10/22/16)



Andrew Martel • #12
Safety • 6-1 • 205 • Fr.-RS
Richmond, Texas (Foster HS)

Freshman (2016)

Has appeared in all 12 games on special teams ... accumulated 10 tackles (5 solos/5 assists) and recovered two fumbles ... had two stops and a fumble recovery that led to a field goal against Southern Miss (Oct. 8) ... added a pair of tackles at Louisiana Tech (Nov. 12) ... recovered a fumble on the opening kickoff of the season opener against Alabama State (Sept. 3) that led to a touchdown ... redshirted in 2015 due to injury.

Prior To UTSA

Named to the 2014 *Dave Campbell's Texas Football* Top 300 list ... earned honorable mention all-state accolades, tabbed the District 24-5A Utility Most Valuable Player and was a first-team all-district selection at both defensive back and punter as a senior ... also a Houston Touchdown Club Defensive Player of the Year finalist that season after registering 68 tackles, including five for loss, and seven interceptions ... earned first-team All-District 24-5A honors as a junior after recording 72 tackles, 10 TFLs and an interception ... coached by Shaun McDowell ... garnered second-team All-District 21-3A laurels at both defensive back and wide receiver as a sophomore at Hardin-Jefferson High School.

Personal

Born Sept. 4, 1997 ... son of Sheryl and David Martel ... father played defensive back at Houston from 1984-88 ... physical education major.



Career Statistics

Year	G/GS	TT (S/A)	TFLs (Yds)	Sacks	FF/FR	INT	PBU	BLK
2016	12/0	10 (5/5)	0.0 (0)	0.0	0/2	0	0	0
Total	12/0	10 (5/5)	0.0 (0)	0.0	0/2	0	0	0

Career High

Tackles: 2 (2x), last at Louisiana Tech (11/12/16)



Les Maruo (ma - roo - oh) • #44
Linebacker • 6-0 • 225 • Jr.-TR
Wichita, Kan. (Goddard HS/Hutchinson [Kan.] CC)

Junior (2016)

Has not played.

Prior To UTSA

Junior college transfer began attending classes at UTSA last spring ... appeared in 22 games the past two seasons for head coach Rion Rhoades ... ranked second on the squad with 85 tackles, including 11 behind the line of scrimmage and two sacks, in 11 contests of action last fall ... had a 15-stop performance against Ellsworth Community College (Oct. 31) ... registered 22 tackles, 1.5 TFLs and a fumble recovery in 11 games as a true freshman in 2014 when he was a teammate of current Roadrunner La'Kel Bass ... the Blue Dragons finished with an 11-1 overall record that year and No. 4 national ranking, the highest in program history ... racked up 79 stops in nine games as a prep senior and another 59 in 10 contests as a junior.

Personal

Born Feb. 14, 1996 ... son of Kazuko Myers ... exercise science major.



Teddrick McGhee • #27
Cornerback • 6-0 • 185 • Fr.-HS
Memphis, Tenn. (East HS)

Freshman (2016)

Has played in all 12 games and started eight tilts ... racked up 25 tackles (10 solos/15 assists), five pass breakups and one interception in his inaugural campaign ... had a season-high five stops in consecutive weeks against Arizona State (Sept. 16) and at Old Dominion (Sept. 24) ... also returned a blocked PAT for two points against the Monarchs ... picked off his lone pass of the year against North Texas (Oct. 29) ... became the first true freshman in program history to serve as a game captain at Rice (Oct. 15).

Prior To UTSA

Played cornerback and wide receiver at the prep level ... earned all-state honors from the Tennessee Sports Writers Association as a senior after helping his team to a 12-win season and the District 8-4A Championship ... also earned first-team All-Region 8-4A honors at both wide receiver and cornerback that season ... rushed for 147 yards and two touchdowns and caught 30 passes for 408 yards and another half dozen scores in 2015 ... garnered second-team all-district laurels as a junior after hauling in 17 receptions for 308 yards and a pair of touchdowns and adding 23 tackles and three interceptions ... high school teammate of fellow UTSA freshman Eric Banks ... coached by Marcus Wimberly ... also a member of the basketball team.

Personal

Born Dec. 3, 1997 ... son of Chameeka Norfleet and Jamesia and Fred McGhee ... interdisciplinary studies major.

Career Statistics

Year	G/GS	TT (S/A)	TFLs (Yds)	Sacks	FF/FR	INT	PBU	BLK
2016	12/8	25 (10/15)	0.0 (0)	0.0	0/0	1	5	0
Total	12/8	25 (10/15)	0.0 (0)	0.0	0/0	1	5	0

Career High

Tackles: 5 (2x), last at Old Dominion (9/24/16)



Kyle McKinney • #67
Offensive Guard/Center • 6-4 • 295 • Jr.-1L
Boerne (bur - nee), Texas (Champion HS)

Junior (2016)

Has played in all 12 games at guard, center and on special teams ... started six tilts, including the final two of the regular season at center, a position he had not played since he was in grade school ... blocked for an offense that averages 29.9 points, 154.8 rushing yards and 221.6 passing yards per contest ... team features a pair of 700-yard rushers who have combined to score 16 touchdowns.

Sophomore (2015)

Saw action in 10 contests, nine of which were starts ... did not play at Southern Miss (Oct. 17) or in the season finale against Middle Tennessee (Nov. 28) due to injury ... recorded 26 knockdown blocks, including a career-high six in the season opener at #22 Arizona (Sept. 3) ... graded out at 91 percent in his 567 snaps ... helped pave the way for UTSA's first 1,000 yard rusher (Jarveon Williams/1,042 yards).

Freshman (2014)

Played in two games off the bench (at Houston & Western Kentucky) ... did not miss an assignment in his six snaps of action ... redshirted in 2013.

Prior To UTSA

A two-time Class 4A honorable mention all-state and first-team all-district honoree ... also named to the *San Antonio Express-News* all-area team as a senior ... graded out at more than 90 percent during his junior campaign ... coached by Danny Threadgill.

Personal

Born July 24, 1995 ... son of Aurora and Howard McKinney ... kinesiology major.



Boo McKnight • #35
Running Back • 6-2 • 195 • So.-TR
Bossier City, La. (Parkway HS/Southern Arkansas)

Sophomore (2016)

Has not played due to NCAA transfer rules.

Prior To UTSA

Appeared in nine games as a true freshman at Southern Arkansas ... rushed 54 times for 313 yards (5.8 avg.) and six touchdowns ... also caught six passes for 55 yards and a pair of scores ... played multiple positions on offense and earned first-team All-District 1-5A accolades as a prep senior ... helped lead his team a 13-1 record to a berth in the 2013 Louisiana Class 5A Championship Game as a junior ... averaged 8.8 yards per carry and scored seven TDs, while averaging 28.7 yards per catch and added four additional scores that season ... coached by David Feaster ... also played for the basketball team.

Personal

Multidisciplinary studies major.



« MEET THE ROADRUNNERS »



Jarrod McLin • #91
Defensive End • 6-2 • 240 • Fr.-HS
Carthage, Texas (Carthage HS)

Freshman (2016)

Has seen action in 11 games after missing the season opener against Alabama State (Sept. 3) ... registered four tackles (1 solo/3 assists) and a pass breakup ... also caught a 30-yard pass on UTSA's first fake field goal attempt in program history against UTEP (Oct. 22).

Prior To UTSA

Played defensive end and tight end ... shared District 9-4A Division I Defensive Most Valuable Player accolades and also was a first-team All-East Texas selection as a senior ... registered 120 tackles, including 20 TFLs and four sacks, 34 quarterback pressures and eight pass breakups for a 14-win team that season ... also an honorable mention all-area pick at tight end ... posted 80 tackles and five sacks as a junior en route to first-team all-district honors on both sides of the line of scrimmage ... added another 75 stops and 10 sacks as a sophomore and helped lead the squad to 15 victories and the UIL Class 4A Division I State Championship ... coached by Scott Surratt.

Personal

Born Oct. 23, 1997 ... son of Tammie Carter and Emmit McLin ... engineering major.

Career Statistics

Year	G/GS	TT (S/A)	TFLs (Yds)	Sacks	FF/FR	INT	PBU	BLK
2016	11/0	4 (1/3)	0.0 (0)	0.0	0/0	0	1	0
Total	11/0	4 (1/3)	0.0 (0)	0.0	0/0	0	1	0

Career High

Tackles: 3, at Old Dominion (9/24/16)



Marquez McNair • #4
Wide Receiver • 6-0 • 175 • Jr.-TR
Magee, Miss. (Magee HS/Hinds [Miss.] CC)

Junior (2016)

Has played in 11 contests and started three (vs. Arizona State/at Rice/ vs. UTEP) ... did not play at Old Dominion (Sept. 24) due to injury ... third on the squad with 24 receptions and those have accounted for 271 yards (11.3 avg.) and three touchdowns ... recorded a season-high five catches for 41 yards against Arizona State (Sept. 16) ... racked up a season-best 50 receiving yards, including a 20-yard score, on three grabs in the regular season finale against Charlotte (Nov. 26) ... other TD catches came in the season opener against Alabama State (Sept. 3) and at Louisiana Tech (Nov. 12) ... added four receptions for 45 yards against North Texas (Oct. 29).

Prior To UTSA

Played the last two seasons for head coach Gene Murphy ... saw action in the first two games of his sophomore campaign before missing the rest of the year due to injury ... had three receptions for 54 yards and two touchdowns that season ... caught 30 passes for 433 yards and four scores as a freshman ... played quarterback at the prep level.

Personal

Born June 19, 1995 ... son of Markemia Collins and Patrell McNair ... nephew of the late Steve McNair, who played quarterback in the National Football League from 1995-2006 after winning the 1994 Walter Payton Award (NCAA Division I-AA's top player) and finishing third in the Heisman Trophy balloting ... kinesiology major.

Career Statistics

Year	G/GS	Rec-Yds	Avg.	TD	Long	Rush-Yds	Avg.	TD	Long
2016	11/3	24-271	11.3	3	33	1-(-2)	(-2.0)	0	(-2)
Total	11/3	24-271	11.3	3	33	1-(-2)	(-2.0)	0	(-2)

Career Highs

Receptions: 5, vs. Arizona State (9/16/16)
Receiving Yards: 50, vs. Charlotte (11/26/16)



Dalton Miller • #56
Linebacker • 5-11 • 235 • Sr.-3L
San Antonio, Texas (Warren HS)

Senior (2016)

Has not played due to injury.

Junior (2015)

Appeared in nine contests and drew starts at Oklahoma State (Sept. 19) and against Colorado State (Sept. 26) ... had 13 tackles (4 solos/9 assists), including a career-best seven against the Rams ... added five stops the previous week against the Cowboys.

Sophomore (2014)

Played in nine games, primarily on special teams ... registered five tackles (3 solos/2 assists) and a sack at Florida Atlantic (Sept. 27) ... redshirted in 2013.

Freshman (2012)

Saw action in the final nine contests of the fall, primarily on special teams ... recorded six tackles (1 solo/5 assists) ... racked up a season-best four stops against Northwestern Oklahoma State (Sept. 22).

Prior To UTSA

Three-year starter at linebacker for head coach Bryan Dausin ... earned *San Antonio Express-News* all-area and District 27-5A Defensive MVP accolades following a senior campaign that saw him rack up 142 tackles and a pair of interception returns for touchdowns ... registered 78 stops en route to first-team all-district honors as a junior.

Personal

Born Dec. 15, 1993 ... son of Jandy and Mark Miller ... multidisciplinary studies major.

Career Highs

Year	G/GS	TT (S/A)	TFLs (Yds)	Sacks	FF/FR	INT	PBU	BLK
2015	9/2	13 (4/9)	0.0 (0)	0.0	0/0	0	1	0
2014	9/0	5 (3/2)	1.0 (5)	1.0	0/0	0	0	0
2012	9/0	6 (1/5)	0.0 (0)	0.0	0/0	0	0	0
Total	27/2	24 (8/16)	1.0 (5)	1.0	0/0	0	1	0

Career Highs

Tackles: 7, vs. Colorado State (9/26/15)



Jordan Moore • #29
Safety • 6-3 • 225 • Sr.-TR
Atlanta, Ga. (King HS/TCU/LSU)

• 2016 honorable mention All-Conference USA

Senior (2016)

Earned honorable mention All-Conference USA accolades in his first collegiate campaign playing defense ... has appeared in all 12 games with 11 starts ... did not start at Rice (Oct. 15) after getting injured on the opening kickoff ... registered 45 tackles (20 solos/25 assists), three pass breakups, one interception and a forced fumble ... posted a season-best eight stops at #22 Texas A&M (Nov. 19) ... added seven tackles at Colorado State (Sept. 10) ... picked off a pass and racked up six stops at Middle Tennessee (Nov. 5) ... also averaged 20.2 yards on five kickoff returns, including a season-long 32-yarder at Colorado State (Sept. 10).

Prior To UTSA

Graduate transfer has run track (hurdles/relays) the past two years at LSU ... raced to first-team All-America accolades at the 2016 NCAA Outdoor Championships after placing eighth in the 110-meter hurdles ... that came on the heels of a Southeastern Conference Championship ... also captured an SEC title during the indoor campaign in the 60m hurdles ... enjoyed an outstanding debut season with the Tigers in 2015 ... earned second-team All-America laurels in the 110m hurdles and finished third at the SEC Outdoor Championships ... won his specialty event at the prestigious Penn Relays ... a member of the Tigers' 400m relay squad that placed third at the national meet ... won a total of 17 meet crowns in his three events during his two years at LSU (12 outdoor/5 indoor) ... graduated in July 2016 with a sociology degree ... swept the Big 12's 60m and 110m hurdles titles during the 2014 campaign at TCU ... a second-team All-American in both events that season ... did not compete in 2013 due to injury ... has not played football since 2014 when he was a wide receiver at TCU ... rushed 20 times for 87 yards and one touchdown and added seven catches for 50 yards in his three campaigns (34 games) with the Horned Frogs ... a three-time state champion in the 110m hurdles during his prep career ... clocked the nation's second-fastest time as a senior (13.43) ... bronze medalist in the 110m hurdles at the USA Junior Championships.

Personal

Born on Dec. 13, 1993 ... son of Jacqueline and BT Moore ... taking graduate courses in public administration.

Career Statistics

Year	G/GS	TT (S/A)	TFLs (Yds)	Sacks	FF/FR	INT	PBU	BLK
2016	12/11	45 (20/25)	0.5 (1)	0.0	1/0	1	4	0
Total	12/11	45 (20/25)	0.5 (1)	0.0	1/0	1	4	0

Career High

Tackles: 8, at #22 Texas A&M (11/19/16)



Blaze Moorhead • #19
Wide Receiver • 5-11 • 170 • Fr.-RS
Fort Worth, Texas (All Saints HS)

Freshman (2016)

Has not played after redshirting in 2015.

Prior To UTSA

Sat out the 2014 season as a greyshirt but began attending classes at UTSA the following spring ... three-sport athlete who competed in basketball and track & field in addition to football ... holds the school single-season records for receptions (57) and touchdowns (18) and ranks second in receiving yards (1,158) ... coached by Aaron Beck ... also holds several school track & field marks, including the 110-meter hurdles (15.71), 300m hurdles

(39.24), 400m relay, 800m relay, 1,600m relay and pole vault (14-0) ... won a state championship in the pole vault.

Personal

Born Aug. 8, 1995 ... son of Tammy Reeves and Larry Moorhead ... economics major.



Romario Napoles (nah - pole - lace) • #47
Defensive End • 6-0 • 230 • Sr.-1L
San Angelo, Texas (Central HS/Angelo State)

Senior (2016)

Has played in all 12 games with a start at Middle Tennessee (Nov. 5) ... accumulated 16 tackles (7 solos/9 assists), one TFL, two QB hurries and a pass breakup ... posted a career-high four stops against Southern Miss (Oct. 8).

Junior (2015)

Saw action in all 12 games and drew his lone start against Colorado State (Sept. 26) ... registered 16 tackles (10 solos/6 assists), two TFLs and a sack ... posted three stops and a sack at #25 Oklahoma State (Sept. 19) ... redshirted in 2014 after transferring from Angelo State.

Prior To UTSA

Began college career at Angelo State ... earned first-team All-District 2-5A accolades at both defensive end and punter ... coached by Brent Davis.

Personal

Born Aug. 13, 1994 ... son of Alma Capuchin and Raul Napoles ... criminal justice major.

Career Statistics

Year	G/GS	TT (S/A)	TFLs (Yds)	Sacks	FF/FR	INT	PBU	BLK
2016	12/1	16 (7/9)	1.0 (6)	0.0	0/0	0	1	0
2015	12/1	16 (10/6)	2.0 (7)	1.0	0/0	0	0	0
Total	24/2	32 (17/15)	3.0 (13)	1.0	0/0	0	1	0

Career High

Tackles: 4, vs. Southern Miss (10/8/16)



King Newton • #92
Defensive End • 6-1 • 270 • Fr.-RS
Southlake, Texas (Carroll HS)

Freshman (2016)

Has played in 11 contests and drew his first career start against UTEP (Oct. 22) ... racked up 25 tackles (8 solos/17 assists), 2.5 TFLs, a sack, four QB hurries and two forced fumbles ... had a career-high seven stops, including a sack, against North Texas (Oct. 29) ... registered six tackles against UTEP ... redshirted in 2015.

Prior To UTSA

Named to the 2014 *Dave Campbell's Texas Football Top 300* list ... helped lead his team to 24 wins over his final two seasons ... an honorable mention all-state and first-team all-area (*The Dallas Morning News*) performer who was named the District 7-6A Defensive Most Valuable Player as a senior after registering 90 tackles, nine TFLs, five sacks, 22 QB hurries and two forced fumbles ... had 79 stops, 12 of which came behind the line of scrimmage, and three sacks en route to second-team All-District 4-4A accolades as a junior ... coached by Hal Wasson.

— continued —



« MEET THE ROADRUNNERS »

King Newton (continued)

Personal

Born July 15, 1997 ... son of Dorothy and Nate Newton ... father was a three-time Super Bowl Champion (1992-93, '95) and six-time Pro Bowl offensive guard (1992-96, '98) for the Dallas Cowboys ... mother played volleyball at Southwestern Louisiana (now Louisiana-Lafayette) from 1979-82 ... brother, Tré, played running back at Texas from 2009-10 ... business major.

Career Statistics

Year	G/GS	TT (S/A)	TFLs (Yds)	Sacks	FF/FR	INT	PBU	BLK
2016	11/1	25 (7/18)	2.5 (8)	1.0	2/0	0	0	0
Total	11/1	25 (7/18)	2.5 (8)	1.0	2/0	0	0	0

Career High

Tackles: 7, vs. North Texas (10/29/16)



Josh Oatis • #66
Offensive Tackle • 6-4 • 305 • Fr.-HS
Gulfport, Miss. (West Harrison HS)

Freshman (2016)

Has not played.

Prior To UTSA

Played on both sides of the ball and even caught a 16-yard touchdown pass during his senior year ... earned first-team All-Region 4-5A accolades as a senior ... the first Football Bowl Subdivision signee in school history ... coached by Sean Harden ... also a member of the basketball team.

Personal

Born Oct. 28, 1997 ... son of Ester and Tommie Oatis ... business major.



Zach Pare • #77
Offensive Tackle • 6-5 • 295 • Fr.-HS
Georgetown, Texas (East View HS)

Freshman (2016)

Has not played.

Prior To UTSA

Sat out the 2015 season as a greyshirt but began attending classes at UTSA last spring ... earned honorable mention all-state accolades and was tabbed the District 25-5A Offensive Lineman of the Year as a senior ... helped lead team to nine wins and 41.4 points per game that season ... an All-District 17-4A choice as a junior ... coached by Robert Davies.

Personal

Born Oct. 31, 1996 ... son of Rhonda and Juan Aleman and Jessica and Alan Pare ... kinesiology major.



Juan Perez-Isidoro • #60
Center • 6-2 • 295 • Jr.-2L
North Richland Hills, Texas (Birdville HS)

Junior (2016)

Has appeared in eight tilts and drawn six starting assignments ... blocked for an offense that averages 29.9 points, 154.8 rushing yards and 221.6 passing yards per contest ... team features a pair of 700-yard rushers who have combined to score 16 touchdowns.

Sophomore (2015)

Saw action in six contests with five starts ... did not play in the opening four tilts and the final two games due to injury ... recorded 18 knockdown blocks, including a career-high six at North Texas (Oct. 31) ... graded out at 92 percent in his 371 snaps.

Freshman (2014)

Came off the bench in 10 games ... did not play at Florida Atlantic (Sept. 27) or against New Mexico (Oct. 4) ... racked up four knockdown blocks and graded out at 88 percent in his 188 offensive snaps ... redshirted in 2013.

Prior To UTSA

Earned first-team all-district laurels his final two seasons for coach Jim Skinner ... helped lead team to a 13-1 record and the UIL Class 4A Division I state quarterfinals as a senior ... offense rolled up more than 6,600 yards that season and another 4,500-plus in 2011 ... helped lead team to 10 wins and a berth in the 4A region semifinals as a sophomore.

Personal

Born April 25, 1995 ... son of Rocio and Juan Sanchez ... electrical engineering major.



Daniel Portillo (por - tee - yo) • #13
Place-Kicker/Punter • 5-11 • 170 • Jr.-1L
Austin, Texas (Connally HS)

· Has set UTSA's single-season record for touchbacks in 2016 (24)

Junior (2016)

Has kicked in all 12 games ... kicked off 64 times and recorded a UTSA single-season record 24 touchbacks ... matched his career high with five touchbacks in the regular season finale against Charlotte (Nov. 26).

Sophomore (2015)

Appeared in all 12 contests ... connected on 27-of-32 extra points and 10-of-17 field goals for a total of 57 points ... longest field goal came from 51 yards against Kansas State (Sept. 12) ... recorded 16 touchbacks in his 41 kickoffs and also punted four times for a 37.2 average ... opened the year with career bests of eight points, four extra points and a pair of field goals at #22 Arizona (Sept. 3).

Freshman (2014)

Kicked in four games ... connected on his lone extra-point attempt at Western Kentucky (Nov. 22) and three of his 18 kickoffs resulted in touchbacks, including a career-high two in the season finale against North Texas (Nov. 29) ... redshirted in 2013.

Prior To UTSA

Earned honorable mention all-state and first-team All-District 17-4A accolades as a senior ... a second-team All-District 16-4A selection as a junior.

Personal

Born May 9, 1995 ... son of Reagan and Chico Portillo ... mechanical engineering major.

Career Statistics

Year	G	PAIs	Pct.	FGs	Pct.	Long	Pts	KO	TB
2016	12	0-2	0.0	0-0	—	—	0	64	24
2015	12	27-32	84.4	10-17	58.8	51	57	41	16
2014	4	1-1	100.0	0-0	—	—	1	18	3
Total	28	28-35	80.0	10-17	58.8	—	58	123	43



Career Highs

Points: 8, at #22 Arizona (9/3/15)
 Extra Points: 4 (4x), last vs. Rice (11/21/15)
 Field Goals: 2, at #22 Arizona (9/3/15)
 Touchbacks: 5 (2x), last vs. Charlotte (11/26/16)



Austin Pratt • #68
Offensive Guard/Center • 6-2 • 295 • Jr.-1L
Sealy, Texas (Sealy HS/Blinn [Texas] JC)

Junior (2016)

Has started 11 games at both guard (7) and center (4) ... did not play at #22 Texas A&M due to injury ... blocked for an offense that averages 29.9 points, 154.8 rushing yards and 221.6 passing yards per contest ... team features a pair of 700-yard rushers who have combined to score 16 touchdowns.

Sophomore (2015)

Played in 11 games but missed the North Texas (Oct. 31) contest due to injury ... drew starts in the opening six tilts and again in the season finale against Middle Tennessee (Nov. 28) ... second on the squad with 48 knockdown blocks, including a school-record 17 in the season opener at #22 Arizona (Sept. 3) ... graded out at 93 percent in his 581 snaps ... helped pave the way for UTSA's first 1,000 yard rusher (Jarveon Williams/1,042 yards).

Prior To UTSA

Spent two campaigns at Blinn (Texas) Junior College playing for Keith Thomas ... saw action in all eight games at each of the three offensive line positions in 2014 after redshirting as a true freshman ... earned first-team all-district accolades his final two prep seasons ... also played basketball and participated in track & field during his high school career.

Personal

Born Dec. 5, 1994 ... son of Jennifer Pratt and Ron Huss ... multidisciplinary studies major.



Jalen Rhodes • #28
Running Back • 5-9 • 195 • So.-1L
Rowlett (row [rhymes with cow] - let), Texas (Rowlett HS)

- Has set UTSA's single-season record for rushing touchdowns in 2016 (9) and ranks second in total TDs (10 — 9 rush/1 rec)
- Two rushing yards shy of reaching 1,000 for his career

Sophomore (2016)

Has seen action in 11 contests and started at Colorado State (Sept. 10) ... did not play at #22 Texas A&M (Nov. 19) due to injury ... set a program single-season record with nine rushing touchdowns and ranks second on the club with 756 yards on 142 carries (5.3 avg.) ... also has 17 receptions for 160 yards and another score ... rushed for a career-high 165 yards and a school-record-tying three TDs, including an 80-yarder, on just 14 attempts against Southern Miss (Oct. 8) ... added two scores and 74 yards on only nine totes against North Texas (Oct. 29) ... had 84 yards, including a 28-yarder to paydirt, on 15 carries against UTEP (Oct. 22) ... racked up 81 yards, including a 26-yard TD, on 18 attempts at Middle Tennessee (Nov. 5) ... hauled in five receptions for 54 yards at Colorado State (Sept. 10).

Freshman (2015)

Played in all 12 games and drew starts against Old Dominion (Nov. 7) and the following week at Charlotte (Nov. 14) ... racked up 242 rushing yards and three touchdowns on 60 attempts ... also caught five passes for 47 yards and returned five kickoffs for 94 yards (18.8 avg.) ... posted season highs of 13 carries for 66 yards, including a 16-yard TD, in the opener

at #22 Arizona (Sept. 3) ... added 60 yards on 12 totes at North Texas (Oct. 31) ... also reached paydirt against Colorado State (Sept. 26) and at Charlotte (Nov. 14) ... had three receptions for 33 yards at UTEP (Oct. 3) ... redshirted in 2014 due to injury.

Prior To UTSA

Began attending classes at UTSA in Spring 2014 after sitting out the previous fall as a greyshirt ... a 2012 *Dave Campbell's Texas Football* Top 300 selection ... missed the majority of senior campaign due to injury ... rushed 78 times for 480 yards (6.2 avg.) and three scores before going down ... earned first-team All-District 10-5A honors as a junior after rushing 229 times for 1,491 yards (6.5 avg.) and 22 touchdowns ... added 19 receptions for 149 yards and two more scores that season ... racked up 278 yards on just 40 carries (7.0 avg.) and three TDs as a sophomore ... coached by Kiff Hardin.

Personal

Born June 6, 1994 ... son of Tamara and John Rhodes Jr. ... communication major.

Career Statistics

Year	G/GS	Rush-Yds	Avg.	TD	Long	Rec-Yds	Avg.	TD	Long
2016	11/1	142-756	5.3	9	80†	17-160	9.4	1	27
2015	12/2	60-242	4.0	3	16†	5-47	9.4	0	16
Total	23/3	202-998	4.9	12	80†	22-207	9.4	1	27

Special Teams

	KR-Yds	Avg.	Long
2016	0-0	—	—
2015	5-94	18.1	31
Total	5-94	18.1	31

Career Highs

Rushing Attempts: 18 (2x), last at Middle Tennessee (11/5/16)
 Rushing Yards: 165, vs. Southern Miss (10/8/16)
 Rushing Touchdowns: 3, vs. Southern Miss (10/8/16) ^
 Receptions: 5, at Colorado State (9/10/16)
 Receiving Yards: 54, at Colorado State (9/10/16)
 Kick Returns: 3, vs. Kansas State (9/12/15)
 ^ UTSA record



Yannis (yaw - knee) Routsas (root - sus) • #39
Punter • 6-3 • 200 • So.-1L
Houston, Texas (Clear Brook HS)

Sophomore (2016)

Has punted in all 12 contests ... averaged 41.9 yards on his 67 punts with a long of 60 that came at Old Dominion (Sept. 24) ... 11 of his kicks traveled at least 50 yards, 22 resulted in fair catches and 16 landed inside the 20-yard line ... four of his punts have resulted in turnovers due to mishandled catches ... only two kicks have resulted in touchbacks... also has completed all three of his pass attempts for 32 yards, two on fake field goals and another on a fake punt ... connected with Jarrod McLin for 30 yards on the first fake field goal try in program history against UTEP (Oct. 22) ... other two fake kicks came at Louisiana Tech (Nov. 12).

Freshman (2015)

Punted in all 12 games ... averaged 39 yards on his 63 kicks and 23 resulted in fair catches and 17 landed inside the 20-yard line ... had five boots of at least 50 yards, including a season-long 62-yarder at UTEP (Oct. 3) ... averaged 47.9 yards in seven punts against the Miners ... redshirted in 2014.

Prior To UTSA

Handled both punting and kicking duties at the prep level ... three-time all-district honoree ... coached by Paul Lanier ... also played basketball and soccer at the prep level.

— continued —



« MEET THE ROADRUNNERS »

Yannis Routsas (continued)

Personal

Born Nov. 7, 1995 ... son of Penny and Perry Routsas ... mechanical engineering major.

Career Statistics

Year	G	Punts-Yards	Avg.	Long	FC	I20
2016	12	67-2,806	41.9	60	22	16
2015	12	63-2,460	39.0	62	23	17
Total	24	130-5,266	40.5	62	45	33

Career High

Punts: 9 (2x), last vs. Arizona State (9/16/16)



Isaiah Santos • #18
Safety • 5-11 • 200 • So.-1L
Spring, Texas (Klein Collins HS)

Sophomore (2016)

Has not played due to injury.

Freshman (2015)

Played in 11 contests, primarily on special teams ... did not play in the season opener at #22 Arizona (Sept. 3) due to injury ... recorded three tackles (2 solos/1 assist) ... had stops at #25 Oklahoma State (Sept. 19), at Charlotte (Nov. 14) and in the season finale against Middle Tennessee.

Prior To UTSA

Sat out the 2014 season as a greyshirt but began attending classes at UTSA in Spring 2015 ... a prep linebacker who earned second-team All-District 13-5A laurels his final two seasons ... three-year starter who helped lead team to 20 victories during his career ... recorded 74 tackles, one sack, a forced fumble and one fumble recovery as a senior ... coached by Drew Svoboda.

Personal

Born April 2, 1996 ... son of Rosalind and David Santos ... business major.

Career Statistics

Year	G/GS	TT (S/A)	TFLs (Yds)	Sacks	FF/FR	INT	PBU	BLK
2015	11/0	3 (2/1)	0.0 (0)	0.0	0/0	0	0	0
Total	11/0	3 (2/1)	0.0 (0)	0.0	0/0	0	0	0



Alex Snow • #58
Center • 6-3 • 290 • Fr.-RS
League City, Texas (Clear Lake HS)

Freshman (2016)

Has not played after redshirting in 2015.

Prior To UTSA

Named to the 2014 *Dave Campbell's Texas Football* Top 300 list ... a four-year starter who earned all-district honors his final three seasons ... team captain was a first-team All-District 24-6A choice as a senior ... tabbed first-team All-District 24-5A as a junior ... garnered second-team all-district laurels following his sophomore campaign ... coached by Sam Smith.

Personal

Born March 31, 1997 ... son of Kristi and Kyle Snow ... history major.



Larry Stephens • #84
Wide Receiver • 6-0 • 200 • So.-1L
San Antonio, Texas (Brandeis HS)

Sophomore (2016)

Has appeared in 11 games and drew his first career start against North Texas (Oct. 29) ... did not play in the season opener against Alabama State (Sept. 3) ... caught four passes for 25 yards ... hauled in a pair of receptions for 13 yards at Rice (Oct. 15).

Freshman (2015)

Played in eight games, primarily on special teams ... did not record any statistics ... redshirted in 2014.

Prior To UTSA

Earned first-team All-District 27-5A accolades as a senior ... caught 19 passes for 448 yards (23.6 avg.) and nine touchdowns en route to second-team all-district laurels as a junior ... coached by John Campbell ... also a second-team all-district basketball performer.

Personal

Born May 18, 1996 ... son of Celestina and Christopher Bryson ... human resource management major.

Career Statistics

Year	G/GS	Rec-Yds	Avg.	TD	Long
2016	11/1	4-25	6.3	0	8
2015	8/0	0-0	—	0	—
Total	19/1	4-25	6.3	0	8

Career Highs

Receptions: 2, at Rice (10/15/16)
Receiving Yards: 13, at Rice (10/15/16)



Trevor Stevens • #87
Tight End • 6-3 • 245 • Sr.-3L
Friendswood, Texas (Friendswood HS)

Senior (2016)

Has appeared in 10 contests, starting eight ... did not play against UTEP (Oct. 22) and North Texas (Oct. 29) due to injury ... hauled in six receptions for 57 yards ... caught three passes for 47 yards, including a 23-yarder, in the season opener against Alabama State (Sept. 3).

Junior (2015)

Played in all 12 games and drew his first career start against Rice (Nov. 21) ... primarily served as the team's blocking tight end and did not record any statistics.

Sophomore (2014)

Played in 11 contests, primarily on special teams ... caught a 9-yard pass at Louisiana Tech (Oct. 18).

Freshman (2013)

Appeared in 10 games, primarily on special teams ... redshirted in 2012.

Prior To UTSA

Three-year starter who caught 20 passes for 187 yards and five touchdowns during his prep career ... earned second-team All-District 24-4A honors his final two seasons ... hauled in 11 passes for 140 yards and four scores as a junior ... helped team post a 13-2 record and reach the Class 4A Division I semifinals that season ... coached by Steve Van Meter.



Personal

Born Feb. 19, 1994 ... son of Kelly and Eric Stevens ... graduated with a finance degree in May 2016 and now is pursuing his master's of business administration.

Career Statistics

Year	G/GS	Rec-Yds	Avg.	TD	Long
2016	10/8	6-57	9.5	0	23
2015	12/1	0-0	—	0	—
2014	11/0	1-9	9.0	0	9
2013	10/0	0-0	—	0	—
Total	43/9	7-66	9.4	0	23

Career Highs

Receptions: 3, vs. Alabama State (9/3/16)
Receiving Yards: 47, vs. Alabama State (9/3/16)



Halen Steward • #34
Running Back • 5-11 • 255 • So.-1L
St. Augustine, Fla. (Menendez HS)

Sophomore (2016)

Started the opener against Alabama State (Sept. 3), but sustained a season-ending injury ... caught a 5-yard pass in that contest.

Freshman (2015)

Appeared in 10 games, primarily on special teams ... did not play at #25 Oklahoma State (Sept. 19) and the following week against Colorado State (Sept. 26) due to injury ... rushed three times for one yard and caught a 1-yard touchdown pass at North Texas (Oct. 31).

Prior To UTSA

Played both running back and linebacker during his prep career ... finished his senior season with 193 yards (5.4 avg.) and five rushing touchdowns on just 36 carries and added a team-high 68 tackles to go along with one interception ... recorded 47 stops, including two for a loss, and an interception during his junior campaign despite missing three games ... coached by Patrick Turner.

Personal

Born Dec. 13, 1996... son of Demetria Porter and Tony Steward ... brother, Tony, was a 2010 prep All-America linebacker who played at Clemson from 2011-14 and was a sixth-round pick by the Buffalo Bills during the 2015 NFL Draft ... sociology major.

Career Statistics

Year	G/GS	Rush-Yds	Avg.	TD	Long	Rec-Yds	Avg.	TD	Long
2016	1/1	0-0	—	0	—	1-5	5.0	0	5
2015	10/0	3-1	0.3	0	0	1-1	1.0	1	1
Total	11/1	3-1	0.3	0	0	2-6	3.0	1	5



Josh Stewart • #80
Wide Receiver • 6-4 • 200 • Jr.-SQ
College Station, Texas (A&M Consolidated HS/Midwestern State)

- 2016 honorable mention All-Conference USA
- Walk-on has set UTSA's single-season record for receiving yards in 2016 (682), which has been his first action since his senior year of high school back in 2012
- Has recorded the second and third-longest receptions in program history this season (77 & 75t yards)

Junior (2016)

Earned honorable mention All-Conference USA laurels ... has played in all 12 games and started the first 11 in his first action since his senior year

of high school back in 2012 ... has a team-leading 36 receptions for a program single-season record 682 yards (18.9 avg./19th FBS) and five touchdowns ... registered the second and third longest catches in program history (77 yards vs. Southern Miss/75t at Rice) ... recorded a pair of 100-yard performances, including a career-high seven catches for 113 yards at Louisiana Tech (Nov. 12) ... had two receptions for 103 yards, an effort that included TDs of 75 and 28 yards, at Rice (Oct. 15) ... hauled in six throws for 75 yards, including an acrobatic 10-yard scoring grab, in his homecoming at #22 Texas A&M (Nov. 19) ... added four receptions for 84 yards, including a 21-yard TD, against North Texas (Oct. 29) ... posted four catches for 80 yards at Old Dominion (Sept. 24) and had a 16-yard score at Middle Tennessee (Nov. 5).

Sophomore (2015)

Did not play due to injury.

Freshman (2014)

Did not play due after joining the program as a walk-on transfer.

Prior To UTSA

Began college career at Midwestern (Okla.) State but sat out as a redshirt ... primarily played basketball at the prep level and did not begin playing football until his senior year of high school ... earned 2012 first-team All-District 14-5A honors after recording 30 receptions for 445 yards and six touchdowns ... coached by David Raffield ... a three-time all-district performer on the hardwood.

Personal

Born Nov. 11, 1994 ... son of Chantel and Kerry Thomas ... younger brother, Kerry, also is a junior wide receiver for the Roadrunners physical education major.

Career Statistics

Year	G/GS	Rec-Yds	Avg.	TD	Long
2016	12/11	36-682	18.9	5	77
Total	12/11	36-682	18.9	5	77

Career Highs

Receptions: 7, at Louisiana Tech (11/12/16)
Receiving Yards: 113, at Louisiana Tech (11/12/16)
Receiving TDs: 2, at Rice (10/15/16) ^
^ UTSA record



Kevin Strong Jr. • #54
Defensive End • 6-4 • 285 • So.-1L
Cleveland, Texas (Cleveland HS)

Sophomore (2016)

Has appeared in 11 contests and drawn nine starting assignments ... did not play at Old Dominion (Sept. 24) ... posted 23 tackles (11 solos/12 assists), 6.5 TFLs, one sack, two forced fumbles and one fumble recovery ... also blocked a field goal at Louisiana Tech (Nov. 12) ... matched his career high with five stops, including a career-best three behind the line of scrimmage, against Southern Miss (Oct. 8) ... also had a sack and forced a fumble against the Golden Eagles ... recorded three tackles, two of which went for loss, one forced fumble and a fumble recovery against UTEP (Oct. 22).

Freshman (2015)

Played in all 12 games with seven starts ... registered 31 tackles (12 solos/19 assists), 6.5 TFLs, 2.5 sacks and a pair of pass breakups ... had a season high five tackles, including two behind the line of scrimmage, in the season opener at #22 Arizona (Sept. 3) and matched that total three games later against Colorado State (Sept. 26) ... broke up two passes at UTEP (Oct. 3) ... redshirted in 2014.

— continued —



« MEET THE ROADRUNNERS »

Kevin Strong (continued)

Prior To UTSA

A unanimous first-team All-District 22-3A honoree as a senior ... racked up 51 tackles, 13 TFLs and seven sacks ... registered 65 stops and eight sacks en route to all-district accolades as a junior ... coached by Clayton Maple ... also a first-team all-district basketball player and regional qualifier in track & field.

Personal

Born Aug. 5, 1996 ... son of Tanisha and Kevin Strong ... communication major.

Career Statistics

Year	G/GS	TT (S/A)	TFLs (Yds)	Sacks	FF/FR	INT	PBU	BLK
2016	11/9	23 (12/11)	6.5 (23)	1.0	2/1	0	0	1
2015	12/7	31 (12/19)	6.5 (25)	2.5	0/0	0	2	0
Total	23/16	54 (24/30)	13.0 (48)	3.5	2/1	0	2	1

Career Highs

Tackles: 5 (3x), last vs. Southern Miss (10/8/16)
Tackles of Loss: 3.0, vs. Southern Miss (10/8/16)
Pass Breakups: 2, at UTEP (10/3/15)



Dalton Sturm (stern) • #14
Quarterback • 6-2 • 195 • Jr.-1L
Goliad, Texas (Goliad HS)

• Former walk-on has started UTSA's last 19 games dating back to the 2015 campaign

Junior (2016)

Has started all 12 contests ... connected on 159-of-273 passes (58.2 percent) for 2,052 yards and 18 touchdowns ... has four completions of more than 70 yards — 71, 73, 75 & 77 — and those rank second through fifth on the program's all-time list ... also has rushed for 263 yards and four TDs on 101 carries ... opened the season 20-of-25 passing for 274 yards and two TDs and added a 51-yard score on the ground against Alabama State (Sept. 3) ... rushed for a career-best 82 yards, including a 34-yard score, on 15 attempts and threw for 229 yards and three TDs against Arizona State (Sept. 16) ... was an efficient 10-of-12 for 193 yards, including a 71-yard TD and another completion for 77 yards, against Southern Miss (Oct. 8) ... completed 18-of-34 throws for 214 yards and three TDs and added 74 rushing yards and a score against UTEP (Oct. 22) ... connected on 18-of-33 passes for a career-high 286 yards and two touchdowns in the regular season finale against Charlotte (Nov. 26) ... added a pair of passing TDs in three other contests (at Colorado State/at Rice/vs. North Texas).

Sophomore (2015)

Played the final 10 games, including starts in his last seven outings ... completed 125-of-212 passes (59 percent) for 1,354 yards and 13 touchdowns ... also rushed 128 times for 361 yards and one score ... tied a program record with four TD passes against Louisiana Tech (Oct. 10) and was 18-of-27 for 227 yards in that contest ... connected on a career-high 27-of-41 throws for 245 yards and one TD and added another 78 yards on 21 carries at North Texas (Oct. 31) ... threw for a career-best 252 yards on 25-of-37 passes against Old Dominion (Nov. 7) ... rushed for 59 yards on just three totes, including a career-long 52-yarder at UTEP (Oct. 3).

Freshman (2014)

Came off the bench at Western Kentucky (Nov. 22) ... completed all three of his passes for 59 yards, including a 47-yard touchdown ... also ran twice for eight yards.

Prior To UTSA

Athletic quarterback also handled kicking and punting duties at the prep level ... earned honorable mention all-state and tabbed the District 15-2A Division

I Offensive Most Valuable Player as a senior ... also picked up all-district accolades at both kicking positions ... combined for 1,778 total yards (1,118 pass/660 rush) and 25 touchdowns (12 pass/12 rush) en route to all-district laurels as a junior ... coached John Mares ... also an all-region and all-district basketball performer ... an academic all-district honoree.

Personal

Born Sept. 15, 1995 ... son of Gaylynn Diebel and Mark Sturm ... marketing major.

Career Statistics

Year	G/GS	C-A-Yds	TD-INT	Long	Rush-Yds	Avg.	TD	Long
2016	12/12	159-273-2,052	18-5	77	101-263	2.6	4	51†
2015	10/7	125-212-1,354	13-7	57†	128-361	2.8	1	52
2014	1/0	3-3-59	1-0	47†	2-8	4.0	0	8
Total	23/19	287-488-3,465	32-12	77	231-632	2.7	5	52

Career Highs

Passing Attempts: 41, at North Texas (10/31/15)
Passing Completions: 27, at North Texas (10/31/15)
Passing Yards: 286, vs. Charlotte (11/26/16)
Passing TDs: 4, vs. Louisiana Tech (10/10/15) ^
Rushing Attempts: 21, at North Texas (10/31/15)
Rushing Yards: 82, vs. Arizona State (9/16/16)
^ UTSA record



Josiah Tauaefa (tow [rhymes with cow] - ah - f - ah) • #55
Linebacker • 6-1 • 230 • Fr.-RS
Corinth, Texas (Lake Dallas HS)

- 2016 first-team All-Conference USA
- 2016 Conference USA Freshman of the Year
- 2016 Conference USA All-Freshman Team
- Has set UTSA's single-season record for tackles in 2016 (104)
- Ranks third among FBS freshmen in tackles this season

Freshman (2016)

Earned Conference USA Freshman of the Year, first-team all-league and C-USA All-Freshman Team accolades ... has played in all 12 games and started 11 contests after making the transition from defensive end in the spring ... racked up a program single-season record 104 tackles (43 solos/61 assists) to go along with 7.5 TFLs, five sacks, seven QB hurries and an interception ... currently ranks third among Football Bowl Subdivision freshmen in tackles ... opened his career with 13 stops and a pair of sacks against Alabama State (Sept. 3) ... just missed the school's single-game mark when he registered 15 tackles at Old Dominion (Sept. 24) ... added another 12 against Southern Miss (Oct. 8) en route to C-USA Defensive Player of the Week accolades and 10 more at Rice (Oct. 15) ... redshirted in 2015.

Prior To UTSA

Earned numerous accolades during his prep career ... tabbed honorable mention all-state, named the District 6-5A Defensive Most Valuable Player and also was a first-team all-district choice at fullback/tight end as a senior ... named the District 5-4A Defensive MVP after registering 75 tackles and a team-leading eight sacks as a junior ... named the district's Newcomer of the Year following his sophomore campaign ... coached by Michael Young.

Personal

Born March 5, 1997 ... son of Chloe and Siolo Tauaefa ... communication major.

Career Statistics

Year	G/GS	TT (S/A)	TFLs (Yds)	Sacks	FF/FR	INT	PBU	BLK
2015	12/11	104 (43/61)	7.5 (38)	5.0	0/0	1	2	0
Total	12/11	104 (43/61)	7.5 (38)	5.0	0/0	1	2	0



Career Highs

Tackles: 15, at Old Dominion (9/24/16)
 Tackles of Loss: 2, vs. Alabama State (9/3/16)
 Sacks: 2, vs. Alabama State (9/3/16)
 QB Hurries: 3, at Rice (10/15/16)



Aron Taylor • #17
Wide Receiver • 6-1 • 195 • Jr.-2L
San Antonio, Texas (Warren HS)

Junior (2016)

Has not played due to injury.

Sophomore (2015)

Appeared in 11 contests and earned a start at UTEP (Oct. 3) ... did not play at #25 Oklahoma State (Sept. 19) due to injury ... registered 11 receptions for 147 yards, including a 32-yard touchdown in the season opener at #22 Arizona (Sept. 3) ... posted season bests of four catches for 69 yards against Colorado State (Sept. 26).

Freshman (2014)

Saw action in the first 11 games of the season, primarily on special teams ... did not play in the season finale against North Texas (Nov. 29) ... redshirted in 2013.

Prior To UTSA

Tabbed first-team all-area by the *San Antonio Express-News* and was a unanimous All-District 27-5A pick as a senior ... recorded 55 receptions for 837 yards (15.2 avg.) and nine touchdowns that season ... also handled the team's punting duties and averaged 41.5 yards on 29 boots ... earned second-team all-area and first-team all-district accolades as a junior after helping lead his team to a school-record 11 wins ... caught 46 passes for 794 yards (17.3 avg.) and 14 TDs that fall ... coached by Brian Dausin.

Personal

Born Sept. 25, 1994 ... son of Bonnie and Andrew Taylor ... serves as the President of UTSA's Student-Athlete Advisory Council and earned the Fall 2015 Conference USA Spirit of Service Award ... public administration major.

Career Statistics

Year	G/GS	Rec-Yds	Avg.	TD	Long
2015	11/1	11-147	13.4	1	32
2014	11/0	0-0	—	0	—
Total	22/1	11-147	13.4	1	32

Career Highs

Receptions: 4, vs. Colorado State (9/26/15)
 Receiving Yards: 69, vs. Colorado State (9/26/15)



JaBryce Taylor • #83
Wide Receiver • 6-2 • 215 • Sr.-1L
Lufkin, Texas (Lufkin HS/SMU/Navarro [Texas] JC)

Senior (2016)

Has appeared in all 12 contests and started the regular season finale against Charlotte (Nov. 26) ... recorded 19 receptions for 187 yards and one touchdown ... caught a season-high four passes for 60 yards, including a 35-yarder, against Charlotte ... added four catches for 31 yards against UTEP (Oct. 22) ... hauled in a 10-yard score against Arizona State (Sept. 16) ... also has returned 18 punts (4.6 avg.).

Junior (2015)

Played in all 12 games and started the final seven contests ... hauled in 29 passes for 472 yards (team-best 16.3 avg.) and three touchdowns ... caught three passes for a season-high 99 yards and a program-record-tying two scores, including a 57-yarder, against Louisiana Tech (Oct. 10) ... racked up a season-best seven receptions for 85 yards against Old Dominion (Nov. 7) ... added four catches for 70 yards, including a 31-yard TD, in the season finale against Middle Tennessee (Nov. 28).

Prior To UTSA

An honorable mention All-Southwest Junior College Conference selection as a sophomore at Navarro [Texas] College ... recorded 47 receptions for 846 yards (18.0 avg.), including five 100-yard performances, and six touchdowns in 10 games that season ... coached by Brian Mayer ... played in 10 games (one start) as a true freshman at SMU ... caught seven passes for 127 yards (18.1 avg.), including a long of 69, and added 72 yards on just five carries (14.4 avg.) that season ... also returned seven punts for 97 yards (13.9 avg.), including a 55-yard touchdown against Montana State, and returned 17 kickoffs for 309 yards (18.2 avg.) ... a second-team all-state selection and the District 14-5A Most Valuable Player following a senior season that saw him haul in school records of 87 receptions for 1,628 yards (18.7 avg.) ... recorded 40 catches for 494 yards and four TDs as a junior.

Personal

Born June 18, 1995 ... married the former Gracie Roush on July 9, 2016, and the couple is expecting a son in December 2016 ... son of Glenda and Jeff Taylor ... multidisciplinary studies major.

Career Statistics

Year	G/GS	Rec-Yds	Avg.	TD	Long
2016	12/1	19-187	9.8	1	35
2015	12/7	29-472	16.3	3	57†
Total	24/8	48-659	13.7	4	57†

Special Teams PR-Yds Avg. Long

2016	18-83	4.6	15
2015	0-0	—	—
Total	18-83	4.6	15

Career Highs

Receptions: 7, vs. Old Dominion (11/7/15)
 Receiving Yards: 99, vs. Louisiana Tech (10/10/15)
 Receiving TDs: 2, vs. Louisiana Tech (10/10/15) ^
 Punt Returns: 7, vs. Alabama State (9/3/16) ^
 ^ UTSA record



Kerry Thomas Jr. • #7
Wide Receiver • 6-0 • 205 • Jr.-2L
College Station, Texas (A&M Consolidated HS)

- 2015 honorable mention All-Conference USA
- UTSA's career (13), single-season (8/2016) and single-game (2) record holder for touchdown receptions
- Set a program single-game record with 145 receiving yards in the 2016 regular season finale against Charlotte
- Has recorded the fourth and fifth longest receptions in school annals in 2016 (73 & 71 yards, both touchdowns)
- Established a UTSA single-season mark for receptions as a sophomore in 2015 (52)

Junior (2016)

Has played in all 12 contests and started 10 of those tilts ... set a program single-season record with eight touchdown catches ... has 31 receptions for 510 yards (16.5 avg.) ... his 73-yard TD in the regular season finale against Charlotte (Nov. 26) and 71-yard score against Southern Miss (Oct.



« MEET THE ROADRUNNERS »

8) rank as the fourth and fifth-longest catches in school history ... recorded five receptions for a school-record 145 yards in the finale against the 49ers ... had five grabs for 89 yards, including scoring catches of 53 and nine yards, against UTEP (Oct. 22) ... added four receptions for 62 yards in his homecoming at #22 Texas A&M (Nov. 19) ... opened the campaign with three catches for 41 yards, including a 25-yard TD, against Alabama State (Sept. 3) ... followed that up with four receptions for another 41 yards and a 10-yard score at Colorado State (Sept. 10) ... other touchdowns came against North Texas (Oct. 29) and at Louisiana Tech (Nov. 12).

Sophomore (2015)

An honorable mention All-Conference USA selection ... started all 12 games and set a program record with his 52 receptions ... those catches resulted in 541 yards and four touchdowns ... also rushed seven times for 44 yards (6.3 avg.) with a long of 21 yards against Old Dominion (Nov. 7) ... set a school record with 10 catches for 49 yards, including a 7-yard score at Charlotte (Nov. 14) ... hauled in nine passes for 75 yards at North Texas (Oct. 31) and opened the campaign with six for 80 yards at #22 Arizona (Sept. 3).

Freshman (2014)

Played in 11 games and caught five passes for 81 yards, including a 47-yard touchdown at Western Kentucky (Sept. 22) ... registered two receptions for 14 yards against Southern Miss (Nov. 13) ... also saw action on special teams.

Prior To UTSA

Began his prep career on the basketball court and played football for just two seasons ... earned honorable mention All-Class 5A and first-team All-District 14-5A accolades following a senior campaign that saw him record 100 receptions for 1,401 yards and 16 touchdowns ... caught 35 passes for 446 yards and five scores in the team's four playoff games, as the Tigers won 10 games and advanced to the UIL Class 5A Division II quarterfinals ... hauled in 17 passes for 192 yards and three TDs as a junior ... coached by David Raffield.

Personal

Born May 5, 1996 ... son of Chantel and Kerry Thomas ... older brother, Josh, also is a junior wide receiver for the Roadrunners ... sociology major.

Career Statistics

Year	G/GS	Rec-Yds	Avg.	TD	Long	Rush-Yds	Avg.	TD	Long
2016	12/10	31-510	16.5	8	73t	1-2	2.0	0	2
2015	12/12	52-541	10.4	4	36	7-44	6.3	0	21
2014	11/0	5-81	16.2	1	47t	0-0	—	0	—
Total	35/22	88-1,132	12.9	13	73t	8-46	5.8	0	21

Career Highs

Receptions: 10, at Charlotte (11/1/15) ^
Receiving Yards: 145, vs. Charlotte (11/26/16) ^
Receiving Touchdowns: 2, vs. UTEP (10/22/16) ^
^ UTSA record



Jonathan Tuiolesega (too - ee - o - lo - say - gah) • #75
Defensive End • 6-2 • 275 • Sr.-1L
Seaside, Calif. (Seaside HS/Monterey [Calif.] Peninsula JC)

Senior (2016)

Has played in all 12 games and started 11 contests ... recorded 21 tackles (3 solos/18 assists), including 2.5 behind the line of scrimmage, and one fumble recovery ... also blocked a PAT at Old Dominion (Sept. 24) that led to a two-point return for a score ... had a season-high six stops against the Monarchs ... posted four tackles, one of which went for loss, against Arizona State (Sept. 16).

Junior (2015)

Saw action in all 12 games ... started seven contests, including the opening three tilts and then the final four ... accumulated 29 tackles (6 solos/23

assists), 2.5 TFLs, a half sack, two QB hurries and a fumble recovery in the season finale against Middle Tennessee (Nov. 28) ... finished the year strong, as 22 of his stops came in the final four games ... had a season-high nine tackles, including one for loss, against Old Dominion (Nov. 7) ... added eight stops the following week at Charlotte (Nov. 14).

Prior To UTSA

Junior college transfer began attending classes at UTSA in Spring 2015 ... racked up 38 tackles as a sophomore, including 16 for loss and 8.5 sacks, and forced a fumble, recovered one fumble and blocked two kicks ... posted 15 stops, three TFLs, one sack and a fumble recovery as a freshman in 2013 ... coached by Mike Rasmussen.

Personal

Born Sept. 20, 1995 ... son of Danielle and Willie Tuiolesega ... criminal justice major.

Career Statistics

Year	G/GS	TT (S/A)	TFLs (Yds)	Sacks	FF/FR	INT	PBU	BLK
2016	12/11	21 (3/18)	2.5 (2)	0.0	0/1	0	1	1
2015	12/7	29 (6/23)	2.5 (5)	0.5	0/1	0	1	0
Total	24/18	50 (9/41)	5.0 (7)	0.5	0/2	0	2	1

Career High

Tackles: 9, vs. Old Dominion (11/7/15)



Franklin Uesi • #96
Defensive Tackle • 6-2 • 285 • Jr.-TR
Pleasant Hill, Calif. (College Park HS/
Diablo Valley [Calif.] JC)

Junior (2016)

Has appeared in all 12 contests and recorded a pair of tackles.

Prior To UTSA

Played the past two seasons for head coach Mike Darr ... earned All-National Bay 6 Conference honors as a sophomore after posting 29 tackles, 4.5 TFLs, 1.5 sacks and a fumble recovery ... registered 28 stops, 5.5 TFLs, one sack and a forced fumble as a freshman ... played along both the offensive and defensive lines during his prep career.

Personal

Born May 29, 1995 ... son of Malia and Timote Uesi ... criminal justice major.

Career Statistics

Year	G/GS	TT (S/A)	TFLs (Yds)	Sacks	FF/FR	INT	PBU	BLK
2016	12/0	2 (0/2)	0.0 (0)	0.0	0/0	0	0	0
Total	12/0	2 (0/2)	0.0 (0)	0.0	0/0	0	0	0



Corbin White • #5
Running Back • 5-10 • 235 • Sr.-SQ
Nettleton, Miss. (Nettleton HS/Northeast Mississippi JC)

Senior (2016)

Has seen limited action in five games ... rushed four times for 10 yards ... also caught two passes for eight yards against Southern Miss (Oct. 8).

Junior (2015)

Played at #25 Oklahoma State (Sept. 19) and in the season finale against Middle Tennessee (Nov. 28) ... rushed four times for 14 yards ... also caught a 14-yard pass against the Blue Raiders ... added three carries for 17 yards against Middle Tennessee.



Prior To UTSA

Junior college transfer began attending classes at UTSA last spring ... missed half of his sophomore season with a foot injury but managed to rush for 321 yards (4.1 avg.) and one touchdown on 78 carries in seven games ... also caught three passes for 45 yards and a score last year ... rushed for 551 yards (5.8 avg.) and three TDs on 95 attempts in nine contests as a freshman in 2013 ... coached by Ricky Smither.

Personal

Born Feb. 17, 1994 ... son of DaVena White-Meadows and Lewis Meadows ... multidisciplinary studies major.

Career Statistics

Year	G/GS	Rush-Yds	Avg.	TD	Long	Rec-Yds	Avg.	TD	Long
2016	5/0	4-10	2.5	0	3	2-8	4.0	0	5
2015	2/0	4-14	3.5	0	8	1-14	14.0	0	14
Total	7/0	8-24	3.0	0	8	3-22	7.3	0	14

Career Highs

Rushing Attempts: 3 (2x), last vs. Alabama State (9/3/16)
 Rushing Yards: 17, vs. Middle Tennessee (11/28/15)
 Receptions: 2, vs. Southern Miss (10/8/16)
 Receiving Yards: 8, vs. Southern Miss (10/8/16)



Jarveon Williams • #2
Running Back • 5-9 • 200 • Sr.-3L
Converse, Texas (Judson HS)

- 2016 preseason All-Conference USA
- 2015 honorable mention All-Conference USA
- UTSA's all-time leading rusher (2,268 yards)
- Has a program-record seven of UTSA's 15 all-time 100-yard rushing performances
- Ranks second on the school's career (19) and single-season (8/2016 & 2015) rushing touchdown charts
- Became UTSA's first 1,000-yard rusher after racking up 1,042 yards in 2015

Senior (2016)

Has seen action in all 12 games and started 11 contests ... rushed for a team-leading 775 yards on a squad-best 191 carries (4.1 avg.) and ranks second on the club with eight touchdowns ... produced three 100-yard outings ... ran for a season-best 122 yards, including a program-record 92-yarder, and two scores on just 15 attempts against Southern Miss (Oct. 8) ... racked up 109 yards and matched the school's single-game mark with three rushing TDs, on 21 totes at Middle Tennessee (Nov. 5) ... rushed for 104 yards on 21 carries against UTEP (Oct. 22) ... had 95 yards, including a 46-yarder, and two touchdowns on 18 attempts at Louisiana Tech (Nov. 12) ... accumulated 93 yards and a score on 21 totes at Old Dominion (Sept. 24) ... also caught 18 passes for another 212 yards (11.8 avg.) ... registered career highs of five receptions for 81 yards, including a 48-yarder, against Arizona State (Sept. 16) ... caught three passes for 54 yards, including a 33-yarder, in the regular season finale against Charlotte (Nov. 26) ... also tossed a 3-yard touchdown pass against UTEP (Oct. 22).

Junior (2015)

Team captain played in the first 11 games (nine starts) before missing the season finale against Middle Tennessee (Nov. 28) ... became the program's first-ever 1,000-yard rusher with school records of 1,042 yards on 173 carries (6.0 avg.) ... racked up four 100-yard games, averaged 94.7 yards per outing and also tied the school single-season record with eight rushing touchdowns ... had a program-record 186 yards on just 19 attempts at Charlotte (Nov. 14), an outing that featured a 68-yarder and 24-yard touchdown ... that performance broke his previous best of 170 yards on

only 13 carries against Colorado State (Sept. 26), a contest that included a UTSA-record 85-yard touchdown ... went on to add another 133 yards on a program-record 28 totes the following week at UTEP (Oct. 3) ... racked up another 163 yards, including a 78-yard TD, on 22 carries against Rice (Nov. 21) ... added 60 yards on nine receptions.

Sophomore (2014)

Appeared in the first eight contests of the fall before missing the final four due to injury ... rushed 66 times for 325 yards (4.9 avg.) and three touchdowns ... added 14 receptions for 124 yards (8.9 avg.) and returned 15 kickoffs for an average of 21.1 yards ... posted season highs of 95 rushing yards (on nine carries) and 62 receiving yards (on two receptions) against New Mexico (Oct. 4) ... ran for 73 yards on 10 attempts, including a career-long 39-yarder, at Louisiana Tech (Oct. 18) ... opened the year with 54 yards on 12 totes, including an 11-yard score, at Houston (Aug. 29) ... also reached paydirt in back-to-back weeks against New Mexico and FIU (Oct. 11) ... returned a career-best five kicks for 95 yards at Oklahoma State (Sept. 13).

Freshman (2013)

Saw action in the final 11 games of his inaugural campaign ... missed the season opener at New Mexico (Aug. 31) due to injury ... rushed 26 times for 128 yards (4.5 avg.) and also caught 14 passes for 134 yards (9.6 avg.), including a 31-yard touchdown in the season finale against Louisiana Tech (Nov. 30) ... had season bests of eight attempts for 35 yards, including a 16-yarder, against Tulane (Nov. 9) ... peeled off a season-long rush of 25 yards against Houston (Sept. 28) ... hauled in a career-high four receptions (for 23 yards) in the team's inaugural Conference USA tilt at UTEP (Sept. 21) ... racked up season highs of three receptions for 47 yards against LA Tech ... also returned nine kickoffs for 208 yards (23.1 avg.), including a season-long 37-yarder against the Bulldogs ... added a 30-yard return at Marshall (Oct. 5) and a 25-yarder the following week against Rice (Oct. 12).

Prior To UTSA

Began career at defensive back but moved to running back for his senior season ... earned second-team all-area (*San Antonio Express-News*) and first-team All-District 25-5A honors as a senior ... ran the ball 187 times for 1,517 yards (8.1 avg.) and 21 touchdowns ... also caught 15 passes for 243 yards (16.2 avg.) and a pair of scores that season ... a second-team all-area and first-team all-district choice as a junior after recording 89 tackles and an interception ... a second-team all-district pick as a sophomore ... also a first-team all-district point guard for the basketball team.

Personal

Born Jan. 3, 1995 ... son of Tyisha Wagner and Julon Williams ... has a daughter, Kailani ... uncle, Ivan Wagner, played basketball and high jumped for North Carolina State (1995-96) and Texas (1997-2000) ... communication major.

Career Statistics

Year	G/GS	Rush-Yds	Avg.	TD	Long	Rec-Yds	Avg.	TD	Long
2016	12/11	191-775	4.1	8	92	18-212	11.8	0	48
2015	11/9	173-1,042	6.0	8	85†	9-60	6.7	0	19
2014	8/0	66-325	4.9	3	39	14-124	8.9	0	56
2013	11/0	28-126	4.5	0	25	14-134	9.6	1	31†
Total	42/20	458-2,268	5.0	19	92	55-530	9.6	1	56

Special Teams

Year	KR-Yds	Avg.	Long
2016	0-0	—	—
2015	1-7	7.0	7
2014	15-316	21.1	30
2013	9-208	23.1	37
Total	25-531	21.2	37

— continued —



« MEET THE ROADRUNNERS »

Jarveon Williams (continued)

Career Highs

Rushing Attempts: 28, at UTEP (10/3/15) ^
 Rushing Yards: 186, at Charlotte (11/14/15) ^
 Rushing TDs: 3, at Middle Tennessee (11/5/16) ^
 Receptions: 5 (2x), last vs. Arizona State (9/16/16)
 Receiving Yards: 81, vs. Arizona State (9/16/16)
 Kickoff Returns: 5, at Oklahoma State (9/13/14)
 Kickoff Return Yards: 95, at Oklahoma State (9/13/14)

^ UTSA record



Shaq Williams • #81
Tight End • 6-4 • 235 • Jr.-RS
Jackson, Miss. (Central HS/Southwest Mississippi JC)

Junior (2016)

Has played in all 12 games with three starts (at Old Dominion/vs. North Texas/vs. Charlotte) ... caught 13 passes for 158 yards (12.2 avg.) and two touchdowns ... opened the year with a season-high three receptions for 63 yards, including a 51-yarder, against Alabama State (Sept. 3) ... hauled in a pair of throws for 37 yards, including a 24-yard score, against Arizona State (Sept. 16) ... other TD grab was a 3-yarder against UTEP (Oct. 22) ... redshirted in 2015.

Prior To UTSA

Appeared in eight games as a sophomore and caught 10 passes for 126 yards (12.6 avg.) ... saw action in six contests as a true freshman and recorded team-leading marks of 17 receptions for 169 yards ... coached by Tucker Peavey... also a member of the basketball team ... hauled in 23 throws for 400 yards and four touchdowns en route to all-conference accolades as a prep senior.

Personal

Born Oct. 4, 1994 ... son of Hope Walker and Kelvin Williams Sr. ... multidisciplinary studies major.

Career Statistics

Year	G/GS	Rec-Yds	Avg.	TD	Long
2016	12/3	13-158	12.2	2	51
Total	12/3	13-158	12.2	2	51

Career Highs

Receptions: 3, vs. Alabama State (9/3/16)
 Receiving Yards: 63, vs. Alabama State (9/3/16)



Brett Winnegan • #20
Running Back • 5-9 • 190 • So.-1L
Pearland (pair - land), Texas (Dawson HS)

Sophomore (2016)

Has played in 10 contests, mostly on special teams ... averaged 23.9 yards on 13 kickoff returns with a long of 39 against Southern Miss (Oct. 8) ... returned three kickoffs for 101 yards against the Golden Eagles ... also has rushed twice for one yard.

Freshman (2015)

Saw action in 11 games, primarily at kick returner ... did not play against Rice (Nov. 21) due to injury ... returned a program-record 36 kickoffs for a school-record 747 yards (20.8 avg.) ... had a long return of 36 yards

against Louisiana Tech (Oct. 10) and added 34-yard returns at #25 Oklahoma State (Sept. 19) and at Southern Miss (Oct. 17) ... registered his only two rushes of the year for nine yards in the season finale against Middle Tennessee (Nov. 28) ... also caught a 10-yard pass against the Blue Raiders ... added another reception at UTEP (Oct. 3).

Prior To UTSA

Named to the 2014 *Dave Campbell's Texas Football* Top 300 list ... a unanimous All-District 22-6A selection as a senior ... broke out for 2,290 yards (8.4 avg.) and 26 TDs on 273 rushes as a junior and was tabbed the District 24-4A co-Offensive Most Valuable Player ... ran for 335 yards (7.4 avg.) and three scores on 45 carries as a sophomore ... coached by Eric Wells ... also was one of the country's top prep long jumpers ... owns a personal best measurement of 25-1 1/2, which came during his senior season, and his top junior mark of 24-6 1/4 ranked 10th nationally in 2014 ... placed second at the UIL Class 4A State Championships his final two years.

Personal

Born Feb. 4, 1997 ... son of Lona and Barry Winnegan ... business major.

Career Statistics

Year	G/GS	Rush-Yds	Avg.	TD	Long	Rec-Yds	Avg.	TD	Long
2016	10/0	2-1	0.5	0	2	0-0	—	0	—
2015	11/0	2-9	4.5	0	5	2-10	5.0	0	10
Total	21/0	4-10	2.5	0	5	2-10	5.0	0	10

Special Teams

Year	KR-Yds	Avg.	Long
2016	13-311	23.9	39
2015	36-747	20.8	36
Total	49-1,058	21.6	39

Career Highs

Rushing Attempts: 2, vs. Middle Tennessee (11/28/15)
 Rushing Yards: 9, vs. Middle Tennessee (11/28/15)
 Kickoff Returns: 6, at Southern Mississippi (10/17/15)
 Kickoff Return Yards: 138, at Southern Mississippi



Solomon Wise • #94
Defensive End • 6-4 • 230 • Fr.-HS
Coppell (cop - el), Texas (Coppell HS)

Freshman (2016)

Has appeared in 10 games ... posted five tackles (4 solos/1 assist), including a season-best two against North Texas (Oct. 29).

Prior To UTSA

Earned second-team All-District 7-6A laurels as a senior after racking up 36 tackles, eight TFLs, five sacks, 17 quarterback hurries and three forced fumbles ... coached by Mike DeWitt.

Personal

Born Nov. 13, 1997 ... son of Sheila and Deatrich Wise Sr. ... interdisciplinary studies major.

Career Statistics

Year	G/GS	TT (S/A)	TFLs (Yds)	Sacks	FF/FR	INT	PBU	BLK
2016	10/0	5 (4/1)	0.0 (0)	0.0	0/0	0	0	0
Total	10/0	10 (4/1)	0.0 (0)	0.0	0/0	0	0	0

Career High

Tackles: 2, vs. North Texas (10/29/16)

« MEET THE ROADRUNNERS »



Clayton Woods • #50
Offensive Guard • 6-3 • 285 • So.-1L
Dallas, Texas (Highland Park HS)

Sophomore (2016)
 Has not played.

Freshman (2015)

Appeared in six games and started the final two contests of the season ... recorded 12 knockdown blocks, including a career-high six in his first career start against Rice (Nov. 21) ... graded out at 90 percent in his 190 snaps of action.

Prior To UTSA

Graduated from high school early and began attending classes at UTSA in Spring 2015 ... started at center and deep snapper his final three prep seasons ... a second-team all-area (*The Dallas Morning News*) and first-team All-District 10-6A selection as a senior ... recorded 76 pancake blocks and graded out at 90 percent while playing all but one of the team's 584 plays ... earned first-team All-District 10-4A accolades as a junior after helping lead the squad to a 13-2 ledger and a berth in the UIL Class 4A Division I semifinals, where it lost to eventual State Champion Denton Guyer ... coached by Randy Allen.

Personal

Born Jan. 8, 1997 ... son of Elizabeth and Don Woods ... comes from a football family, as his father is Highland Park's defensive coordinator and brother, Austin, currently is an offensive quality control coach at Oklahoma after serving as the Sooners' long snapper from 2010-13 ... business major.

Walk-Ons



Isaiah Clay • #36
Safety • 5-7 • 195 • So.-SQ
Corpus Christi, Texas (Carroll HS)
 mechanical engineering major



Ryan Cavazos • #62
Defensive End • 6-3 • 225 • So.-TR
Austin, Texas (Bowie HS/Texas Lutheran)
 business major



Isiah Cowan • #15
Linebacker • 5-11 • 190 • Jr.-TR
Killeen, Texas (Ellison HS/West Texas A&M)
 athletic medicine major



Seth Damrow • #46
Tight End • 6-2 • 205 • Jr.-TR
San Antonio, Texas (O'Connor HS/Texas Lutheran)
 real estate finance & development major



Coleman Dennis • #61
Defensive End • 6-0 • 265 • Fr.-RS
Wolfforth, Texas (Frenship HS)
 exercise science major



Hunter Duplessis • #48
Place-Kicker/Punter • 5-8 • 190 • Fr.-HS
San Antonio, Texas (Cole HS)
 athletic medicine major



Jaylon Dukes • #23
Running Back • 5-6 • 165 • Fr.-HS
San Antonio, Texas (Brandeis HS)
 accounting major



Gabe Duran • #59
Linebacker • 5-10 • 210 • Fr.-HS
Austin, Texas (Westlake HS)
 pre-architecture major



Brandon Garza • #13
Quarterback • 5-10 • 195 • So.-TR
Harlingen, Texas (Harlingen HS/Houston)
 kinesiology major



Alec Gonzales • #76
Offensive Guard/Center • 6-2 • 315 • So.-HS
San Antonio, Texas (East Central HS)
 athletic medicine major



Jacob Graner • #79
Offensive Guard • 6-4 • 315 • Fr.-HS
Dripping Springs, Texas (Dripping Springs HS)
 business major



Jesse Rivas • #63
Offensive Guard • 6-3 • 315 • Fr.-HS
Austin, Texas (McNeil HS)
 biology major



Clay Roberts • #16
Quarterback • 6-1 • 185 • Fr.-HS
Houston, Texas (St. Pius X HS)
 business major



Juan Rodriguez • #64
Defensive Tackle • 6-3 • 305 • Sr.-HS
Edcouch, Texas (Edcouch-Elsa HS)
 physical education major



Terence Shaw II • #22
Running Back • 5-9 • 180 • Fr.-HS
Cypress, Texas (Cy Ranch HS)
 public health major



Rayshun Spearman Jr. • #37
Wide Receiver • 6-1 • 190 • So.-TR
Killeen, Texas (Shoemaker HS/Oregon State/Alabama)
 pre-business management major



Richard Turner • #44
Wide Receiver • 5-9 • 165 • Jr.-SQ
Plano, Texas (West HS/Austin [Texas] College)
 political science major



Jacob Vasquez • #95
Defensive End • 6-1 • 225 • Fr.-HS
San Antonio, Texas (MacArthur HS)
 kinesiology major



Mitch Vickery • #38
Safety • 5-8 • 185 • Fr.-RS
San Antonio, Texas (Alamo Heights HS)
 business major



Matthew Wiley • #29
Place-Kicker • 6-5 • 190 • So.-SQ
Dripping Springs, Texas (Dripping Springs HS/Massachusetts)
 accounting major



« MEET THE ROADRUNNERS »



Front Row (L to R): Darryl Godfrey, Teddrick McGhee, N'Keal Bailey, Carrington Kearney, Dietrich Ortega-Jones, Richard Turner, Brennan Johnson, Avery Jackson, Peyton Hall, Brady Jones, Blaze Moorhead, Stanley Dye Jr., Jai Manahan, Kirk Johnson, Aneas Henricks, Daniel Portillo, Marquez McNair, C.J. Levine, Victor Falcon, Andrew King, Jarveon Williams, Jalen Rhodes, Steven Holman, Brett Winnegan, Tyrell Clay, Isaiah Clay, Justin Chavez, Mitch Vickery, Corbin White, Halen Steward, JaColbie Butler, Matt Guidry.

Second Row: Director of Operations Amanda Gilpin, Video Coordinator Alex Nicasio, Devron Davis, Jaylon Henderson, Kerry Thomas Jr., Michael Egwuagu, Marcos Curry, Greg Campbell Jr., Nate Gaines, Manny Harris, Andrew Martel, Dalton Sturm, Jared Johnson, Clay Roberts, Aron Taylor, Ronnie Feist, Carl Austin III, Jordan Moore, Head Coach Frank Wilson, Anthony Hickey, Chase Dahlquist, Rayshun Spearman Jr., Yannis Routsas, Blake Dean, Austin Jupe, La'Kel Bass, Ben Kane, Les Maruo, DeQuarius Henry, Seth Damrow, Romario Napoles, Jack Giblin, Clayton Woods, Kevin Garcia, Kevin Strong Jr., Assistant AD/Equipment Operations Mike Villa, Athletic Training Intern Robert Cardona.

Third Row: Football Intern Rhyann Karr, Assistant Athletic Trainer Rhodie Moss, Josiah Tauaefa, Alex Snow, Juan Perez-Isidoro, Coleman Dennis, Ryan Cavazos, Jesse Revis, Juan Rodriguez, Stefan Beard, Josh Oatis, Austin Pratt, Cody Cole, Gabriel Casillas, Reed Darragh, Jonathan Tuiolosega, Alec Gonzales, Jacob Graner, Josh Stewart, Shaq Williams, Dannon Cavil, JaBryce Taylor, Larry Stephens, Jordan Jones, Trevor Stevens, Jesse Ebozue, Jarrod McLin, King Newton, Solomon Wise, Franklin Uesi, Vontrell King-Williams, T.J. King, Baylen Baker, Associate AD/Athletic Medicine Jerry Greeson, Assistant Equipment Manager Justin Volentine.

Back Row: Quality Control Giovanni Vizza, Graduate Assistant Anthony Scelfo, Assistant Coach Ricky Brumfield, Head Strength & Conditioning Coach Ryan Filo, Assistant Coach Frank Scelfo, Assistant Coach Everette Sands, Assistant Coach Ryan Pugh, Assistant Coach Jeff Kastl, Graduate Assistant Rishaw Johnson, Eric Banks, Austin Blake-Smith, Jevonte Domond, Zach Pare, David Anzaldua, Marcus Davenport, Matt Bayliss, Matthew Wylie, Assistant Coach Eric Henderson, Quality Control Bennett Dettlinger, Graduate Assistant Will Thomas, Associate Head Coach Jason Rollins, Assistant Coach Pete Golding, Assistant Strength & Conditioning Coach Spencer Ross, Assistant Coach Patrick Toney, Graduate Assistant Deron Wilson, Director of Player Personnel Jacob LaFrance

Not Pictured: Isiah Cowan, Brandon Garza, Dalton Miller, Isaiah Santos, Jacob Vazquez.

Senior Class



Front Row (L to R): Vontrell King-Williams, Jared Johnson, Andrew King, Romario Napoles, Jarveon Williams, Head Coach Frank Wilson, Ronnie Feist, Michael Egwuagu, Blake Dean, Kevin Garcia, Corbin White. **Back Row:** Jordan Moore, Juan Rodriguez, Jordan Jones, Trevor Stevens, Jevonte Domond, Austin Blake-Smith, Ben Kane, Jonathan Tuiolosega, Cody Cole, Gabriel Casillas, JaBryce Taylor.



HISTORIC SEASON TO CONTINUE AT GILDAN NEW MEXICO BOWL

by Pat Turner, UTSA Athletics contributing writer

Thanksgiving was extra special for UTSA this year.

Two days after gathering for the traditional dinner, the Roadrunners enjoyed a historical moment when a 33-14 Conference USA victory against Charlotte made the six-year-old program bowl eligible for the first time.

Now, the Roadrunners will look to create more history by winning their first bowl game when they square off against New Mexico at the 2016 Gildan New Mexico Bowl.

"All the hard work was vindicated," UTSA first-year head coach Frank Wilson said. "There were a lot of blood, sweat and tears to get to this point. To reach our goal in the time we did is special. I told our players to enjoy the moment because it is just the beginning."

It especially meant a great deal to the seniors, who came to UTSA when the program was just getting off the ground.

"This means the world," safety Michael Egwuagu said. "To go out as a senior and to be able to get this opportunity to play in a bowl game is like none other. I think it is the perfect ending to a senior campaign."

Running back Jarveon Williams made history last year by becoming UTSA's first 1,000-yard rusher. While reaching that pinnacle remains a career highlight, earning a bowl trip ranks higher.

"It was a special feeling to wrap it up at home on senior day," Williams said. "It truly was a storybook ending. You can't plan stuff like this."

Leading UTSA to a bowl was Wilson's plan from the beginning.

When he replaced Larry Coker in mid-January, going to a bowl appeared to be far-fetched. After all, the Roadrunners were coming off a 3-9 season. Because of those struggles, UTSA didn't get much respect, as most preseason polls had them picked to finish next to last in C-USA's West Division.

However, Wilson had a different vision.

The former LSU assistant began the process immediately by sending out positive vibes to players and anyone associated with the program.

"We were very optimistic about it," Wilson said. "We thought we could do these things and then we heard (UTSA President) Dr. (Ricardo) Romo was retiring. We had lunch and I said 'Okay, Doc, here's the deal. We got to get you to a bowl game.' I shared that with our team.

"To be able to take an opportunity where someone entrusts you with their program, to put us in a position to do things we were able to do, is very fulfilling. I did think we had a chance. It was a little gloomy at times, but we continued to chop wood and forged ahead."

This season was filled with ups and downs, including a three-game losing streak in the early going, along with a 52-49 loss to UTEP in five overtimes, a 63-35 setback at Louisiana Tech and a 23-10 loss at No. 22 Texas A&M a week prior to the regular season finale against Charlotte.

However, the Roadrunners recovered.

They snapped the early three-game skid with a 55-32 thrashing of West Division preseason favorite Southern Miss. Later in the season, they went on the road and soared to a 45-25 victory at East Division favorite Middle Tennessee.



Head coach Frank Wilson led UTSA to a 6-6 overall record and the program's first-ever bowl game in his first season at the helm.

The season finale was the clincher.

UTSA's overall performance was far from flashy. Thanks to steady play from the defense and big offensive plays from quarterbacks Dalton Sturm and Jared Johnson, and receiver Kerry Thomas Jr., the Roadrunners did enough to create their memorable day.

"We focused on the little things," Egwuagu said. "We focused on us and didn't care about what anyone else was saying. Closing the walls and putting on the blinders is what we did all year. I knew this could be a good year because I saw the work

we were doing in the offseason. I saw the shift in culture from the previous years. This season is just the tip of the iceberg for this program."

Wilson, who received the traditional Gatorade bath after the victory, showed his happiness by celebrating briefly after the game with UTSA administration, family and fans before joining his team in the locker room.

In addition, Wilson made sure former players, including the original 18 signees, were part of the festivities.

"To see those guys when we got ready to do the spirit walk was fulfilling because they rejoiced in it," Wilson said. "They shared the moment with us and it was an honor to be able to give them that moment."

Now, they'll be looking to create more memories in their first bowl game.



« 2016 UTSA STATISTICS »

SCHEDULE/RESULTS

Date	Opponent	Result	Score	Record	Time	Attend
Sept. 3	Alabama State	W	26-13	1-0 (0-0)	3:24	22,380
Sept. 10	at Colorado State	L	14-23	1-1 (0-0)	3:00	20,673
Sept. 16	Arizona State	L	28-32	1-2 (0-0)	3:35	29,035
Sept. 24	at Old Dominion*	L	19-33	1-3 (0-1)	3:31	20,118
Oct. 8	Southern Miss*	W	55-32	2-3 (1-1)	3:25	19,818
Oct. 15	at Rice*	W	14-13	3-3 (2-1)	3:04	20,134
Oct. 22	UTEP*	L (5OT)	49-52	3-4 (2-2)	4:21	23,633
Oct. 29	North Texas*	W	31-17	4-4 (3-2)	3:14	19,553
Nov. 5	at Middle Tennessee*	W	45-25	5-4 (4-2)	3:08	13,505
Nov. 12	at Louisiana Tech*	L	35-63	5-5 (4-3)	3:34	23,012
Nov. 19	at #22 Texas A&M	L	10-23	5-6 (4-3)	3:09	102,502
Nov. 26	Charlotte*	W	33-14	6-6 (5-3)	3:29	23,807

*Conference USA game

TEAM STATISTICS

	UTSA	OPP
SCORING	359	340
Points Per Game	29.9	28.3
Points Off Turnovers	56	40
FIRST DOWNS	235	254
Rushing	102	102
Passing	118	125
Penalty	15	27
RUSHING YARDAGE	1,858	1,893
Yards gained rushing	2,281	2,188
Yards lost rushing	423	295
Rushing Attempts	486	435
Average Per Rush	3.8	4.4
Average Per Game	154.8	157.8
TDs Rushing	22	18
PASSING YARDAGE	2,659	2,907
Comp-Att-Int	206-357-7	221-402-7
Average Per Pass	7.4	7.2
Average Per Catch	12.9	13.2
Average Per Game	221.6	242.2
TDs Passing	24	22
TOTAL OFFENSE	4,517	4,800
Total Plays	843	837
Average Per Play	5.4	5.7
Average Per Game	376.4	400.0
KICK RETURNS: #Yards	35-821	38-759
PUNT RETURNS: #Yards	22-148	35-244
INT RETURNS: #Yards	7-24	7-16
KICK RETURN AVERAGE	23.5	20.0
PUNT RETURN AVERAGE	6.7	7.0
INT RETURN AVERAGE	3.4	2.3
FUMBLES-LOST	17-7	25-11
PENALTIES-Yards	84-718	74-626
Average Per Game	59.8	52.2
PUNTS-Yards	67-2,806	64-2,607
Average Per Punt	41.9	40.7
Net punt average	37.6	36.5
KICKOFFS-Yards	64-3,863	59-3,628
Average Per Kick	60.4	61.5
Net kick average	39.1	37.8
TIME OF POSSESSION/Game	31:37	28:23
3RD-DOWN Conversions	84/193	68/173
3rd-Down Pct	44%	39%
4TH-DOWN Conversions	12/23	6/16
4th-Down Pct	52%	38%
SACKS BY-Yards	26-156	43-284
MISC YARDS	82	0
TOUCHDOWNS SCORED	47	43
FIELD GOALS-ATTEMPTS	10-15	14-18
ON-SIDE KICKS	0-0	1-3
RED-ZONE SCORES	(40-46) 87%	(35-45) 78%
RED-ZONE TOUCHDOWNS	(32-46) 70%	(25-45) 56%
PAT-ATTEMPTS	(41-43) 95%	(32-35) 91%
ATTENDANCE	138,226	199,944
Games/Avg Per Game	6/23,038	6/33,324

RECORD BREAKDOWN

Overall	6-6
Conference USA	5-3
Non-Conference	1-3
Home	4-2
Away	2-4
Day	2-4
Night	4-2
Indoor	4-2
Outdoor	2-4
Artificial surface	6-5
Natural grass	0-1
Win coin toss	1-4
Lose coin toss	5-2
Televised	6-6
Score first	5-1
Opponent scores first	1-5
Leading after 1st quarter	5-2
Trailing after 1st quarter	1-4
Tied after 1st quarter	0-0
Leading at half	6-2
Trailing at half	0-4
Tied at half	0-0
Leading after 3rd quarter	6-1
Trailing after 3rd quarter	0-4
Tied after 3rd quarter	0-1

SCORE BY QUARTERS

	1st	2nd	3rd	4th	OT	Total
UTSA	114	88	76	60	21	359
Opponents	84	77	67	88	24	340



« 2016 UTSA INDIVIDUAL STATISTICS »

SCORING

Player	TD	FGs	PATs				DXP	Saf	Points
			Kick	Rush	Rcv	Pass			
Falcon, Victor	0	10-15	41-41	0-0	0	0-0	0	0	71
Rhodes, Jalen	10	0-0	0-0	0-1	0	0-0	0	0	60
Williams, Jarveon	8	0-0	0-0	0-0	0	0-0	0	0	48
Thomas Jr., Kerry	8	0-0	0-0	0-0	0	0-0	0	0	48
Stewart, Josh	5	0-0	0-0	0-0	0	0-0	0	0	30
Sturm, Dalton	4	0-0	0-0	0-0	0	2-2	0	0	24
Jones, Brady	3	0-0	0-0	0-0	1	0-0	0	0	20
McNair, Marquez	3	0-0	0-0	0-0	0	0-0	0	0	18
Williams, Shaq	2	0-0	0-0	0-0	0	0-0	0	0	12
Johnson, Jared	1	0-0	0-0	0-0	0	0-1	0	0	6
Guidry, Matt	1	0-0	0-0	0-0	0	0-0	0	0	6
Taylor, JaBryce	1	0-0	0-0	0-0	0	0-0	0	0	6
Egwuagu, Michael	1	0-0	0-0	0-0	0	0-0	0	0	6
Campbell Jr., Greg	0	0-0	0-0	0-0	1	0-0	0	0	2
McGhee, Teddrick	0	0-0	0-0	0-0	0	0-0	1	0	2
Portillo, Daniel	0	0-0	0-2	0-0	0	0-0	0	0	0
Total	47	10-15	41-43	0-1	2	2-3	1	0	359
Opponents	43	14-18	32-35	1-2	3	3-5	0	0	340

FIELD GOALS

Player	FGM-FGA	Pct.	18-29	30-39	40-49	50+	Lg	Blk
Falcon, Victor	10-15	66.7	5-5	3-4	2-4	0-2	45	0
UTSA	10-15	66.7	5-5	3-4	2-4	0-2	45	0
Opponents	14-18	77.8	5-5	5-5	2-4	2-4	54	0

FG SEQUENCE

	UTSA	OPPONENTS
Alabama State	—	—
Colorado State	—	(38),(28),(46)
Arizona State	—	(54),(54),53,(45),(26)
Old Dominion	(26)	—
Southern Miss	(45),(26)	(28)
Rice	—	50,42
UTEP	52,51,(43),42,(33)	(32)
North Texas	(33)	(20)
Middle Tennessee	(38)	(30)
Louisiana Tech	—	44
Texas A&M	44,(24)	(24),(33),(37)
Charlotte	(21),(26),35	—

Numbers in parentheses indicate field goal was made.

PUNTING

Player	No.	Yds	Avg	Long	TB	FC	I20	50+	Blkd
Routsas, Yannis	67	2,806	41.9	60	2	22	16	11	0
UTSA	67	2,806	41.9	60	2	22	16	11	0
Opponents	64	2,607	40.7	59	6	30	18	8	0

KICKOFFS

Player	No.	Yds	Avg	TB	OB	Retn	Net	YdLn
Portillo, Daniel	64	3,863	60.4	24	1	—	—	—
Total	64	3,863	60.4	24	1	759	39.1	25
Opponents	59	3,628	61.5	23	1	821	37.8	27

Starters Summary

Offense	QB	TB	WR (X)	WR (Z)	WR (H)	TE	LT	LG	C	RG	RT
Alabama State	Sturm	Williams,J	Stewart	Thomas Jr.	Steward (FB)	Stevens	Domond	Pratt	Perez-Isidoro	Darragh	Casillas
at Colorado State	Sturm	Rhodes	Stewart	Thomas Jr.	Jones,B	Stevens	Domond	Pratt	Perez-Isidoro	Darragh	Casillas
Arizona State	Sturm	Williams,J	Stewart	Thomas Jr.	Jones,B	McNair (WR)	Domond	Pratt	Perez-Isidoro	Beard	Casillas
at Old Dominion	Sturm	Williams,J	Stewart	Thomas Jr.	Williams,S (TE)	Stevens	Domond	Pratt	Perez-Isidoro	Beard	Casillas
Southern Miss	Sturm	Williams,J	Stewart	King,A (FB)	Guidry	Stevens	Domond	McKinney	Pratt	Beard	Casillas
at Rice	Sturm	Williams,J	Stewart	Thomas Jr.	Jones,B	McNair (WR)	Domond	McKinney	Pratt	Beard	Casillas
UTEP	Sturm	Williams,J	Stewart	Thomas Jr.	Jones,B	McNair (WR)	Domond	McKinney	Pratt	Beard	Casillas
North Texas	Sturm	Williams,J	Stewart	Stephens	King,A (FB)	Williams,S	Domond	McKinney	Pratt	Beard	Casillas
at Middle Tennessee	Sturm	Williams,J	Stewart	Thomas Jr.	King,A (FB)	Stevens	Domond	Pratt	Perez-Isidoro	Beard	Casillas
at Louisiana Tech	Sturm	Williams,J	Stewart	Thomas Jr.	King,A (FB)	Stevens	Domond	Pratt	Perez-Isidoro	Beard	Casillas
at #22 Texas A&M	Sturm	Williams,J	Stewart	Thomas Jr.	King,A (FB)	Stevens	Domond	Darragh	McKinney	Beard	Casillas
Charlotte	Sturm	Williams,J	Taylor	Thomas Jr.	Williams,S (TE)	Stevens	Domond	Pratt	McKinney	Beard	Casillas

Defense	DE	DT	DE	DE (SAM)	LB (MIKE)	LB (WILL)	SS (LION)	SS (RAM)	FS	CB	CB
Alabama State	Strong Jr.	Baker	Tuiolosega	Davenport	Tauaefa	Bass	Egwuagu	Moore	Gaines	Bailey	Henricks
at Colorado State	Strong Jr.	Baker	Tuiolosega	Davenport	Tauaefa	Bass	Egwuagu	Moore	Gaines	Bailey	Henricks
Arizona State	Strong Jr.	Baker	Tuiolosega	Davenport	Tauaefa	Bass	Egwuagu	Moore	Gaines	Bailey	McGhee
at Old Dominion	Kane	Baker	Tuiolosega	Davenport	Tauaefa	Curry	Egwuagu	Moore	Gaines	Bailey	McGhee
Southern Miss	Kane	Baker	Tuiolosega	Davenport	Tauaefa	Bass	Egwuagu	Moore	Gaines	Jupe	McGhee
at Rice	Kane	Baker	Tuiolosega	Davenport	Tauaefa	Bass	Egwuagu	Levine	Gaines	Jupe	McGhee
UTEP	Kane	Newton	Strong Jr.	Davenport	Tauaefa	Bass	Egwuagu	Moore	Gaines	Jupe	McGhee
North Texas	Kane	Tuiolosega	Strong Jr.	Davenport	Tauaefa	Bass	Egwuagu	Moore	Gaines	Jupe	McGhee
at Middle Tennessee	Kane	Tuiolosega	Strong Jr.	Napoles	Tauaefa	Bass	Egwuagu	Moore	Gaines	Jupe	McGhee
at Louisiana Tech	Kane	Tuiolosega	Strong Jr.	Davenport	Tauaefa	Bass	Egwuagu	Moore	Gaines	Jupe	McGhee
at #22 Texas A&M	Tuiolosega	King-Williams	Strong Jr.	Davenport	Bass	Austin III (S)	Egwuagu	Moore	Gaines	Jupe	Davis
Charlotte	Kane	Tuiolosega	Strong Jr.	Davenport	Tauaefa	Bass	Egwuagu	Moore	Gaines	Jupe	Davis

Team Captains

- Alabama State** — Marcus Davenport, Yannis Routsas, Jarveon Williams
- at Colorado State** — Jordan Moore, Dalton Sturm, Josiah Tauaefa
- Arizona State** — Matt Bayliss, Michael Egwuagu, Trevor Stevens
- at Old Dominion** — Marcus Davenport, Darryl Godfrey, Dalton Sturm
- Southern Miss** — Ronnie Feist, Nate Gaines, Austin Pratt
- at Rice** — Teddrick McGhee, Jalen Rhodes, Josiah Tauaefa
- UTEP** — La'Kel Bass, Andrew Martel, Josh Stewart
- North Texas** — Ben Kane, JaBryce Taylor, Kerry Thomas Jr.
- at Middle Tennessee** — Marcos Curry, Brady Jones, Kevin Strong Jr.
- at Louisiana Tech** — Andrew King, Yannis Routsas, Jonathan Tuiolosega
- at #22 Texas A&M** — Marcus Davenport, Jevonte Domond, Michael Egwuagu, Jarveon Williams
- Charlotte** — Gabriel Casillas, Devron Davis, Vontrell King-Williams, Jordan Moore

« 2016 UTSA DEFENSIVE STATISTICS »



#	Player	GP-GS	Tackles			TFL/Yds	Sacks		Pass Def		Fumbles		Blkd
			Solo	Ast	Total		No-Yards	Int-Yds	BrUp	QBH	Rcv-Yds	FF	
55	Tauaefa, Josiah	12	43	61	104	7.5-38	5-31	1-14	1	7			
42	Bass, La'Kel	12	30	48	78	11-47	5-33		1	3	2-0	1	
8	Egwuagu, Michael	12	38	38	76	6.5-27	0.5-1	1-0	7	2	1-59	2	
11	Gaines, Nate	12	43	31	74	2.5-3		1-0	7			1	
93	Davenport, Marcus	12	27	35	62	10-29	6.5-23		1	8	1-4		
29	Moore, Jordan	12	25	20	45	0.5-1		1-2	3	1		1	
43	Kane, Ben	12	11	33	44	2.5-22	2-21		1	1			
22	Feist, Ronnie	11	19	16	35	2-6	1-5			2			
14	Levine, C.J.	12	15	17	32	0.5-3			2	1			
9	Curry, Marcos	12	12	17	29	2-4						1	
27	McGhee, Teddrick	12	10	15	25			1-0	4				
92	Newton, King	11	7	18	25	2.5-8	1-6			4		2	
1	Davis, Devron	12	16	8	24	2-4		1-0	4				
54	Strong Jr., Kevin	11	12	11	23	6.5-23	1-8				1-0	2	1
75	Tuiolosega, Jonathan	12	3	18	21	2.5-2			1	1	1-0		1
41	Jupe, Austin	11	12	9	21				4				
24	Bailey, N'Keal	12	15	4	19	1-4			3				
99	Baker, Baylen	12	7	11	18	3.5-14	1-7		1	1			
47	Napoles, Romario	12	7	9	16	1-6			1	2			
90	Banks, Eric	12	9	3	12	3.5-28	2-17			2		1	
33	Dahlquist, Chase	9	2	8	10	1-2		1-12					
25	Austin III, Carl	12	7	3	10	1.5-4			1				
12	Martel, Andrew	12	5	5	10						2-0		
23	Godfrey, Darryl	12	4	3	7	1-5				1			
26	Butler, JaColbie	10	5	2	7						1-0		
97	King-Williams, Vontre	12	2	4	6				1				
32	Hickey, Anthony	11	2	3	5	1-4	1-4		1				
94	Wise, Solomon	10	4	1	5								
49	Bayliss, Matt	12	4		4						1-0		
91	McLin, Jarrod	11	1	3	4				1				
51	Holman, Steven	7		3	3								
6	Henricks, Aneas	7	3		3				1		1-0		
14	Sturm, Dalton	12	1	1	2								
31	Clay, Tyrell	11		2	2								
96	Uesi, Franklin	12		2	2								
98	King, T.J.	10		2	2					2			
78	Domond, Jevonte	12		1	1								
39	Routsas, Yannis	12	1		1								
13	Portillo, Daniel	12		1	1								
80	Stewart, Josh	12	1		1								
3	Dye Jr., Stanley	3	1		1								
10	Campbell Jr., Greg	4	1		1								
6	Henderson, Jaylon	3		1	1								
46	Damrow, Seth	2		1	1								
	Total	12	405	468	873	72-284	26-156	7-24	46	38	11-63	11	2
	Opponents	12	486	348	834	94-396	43-284	7-16	46	28	7-20	9	

« 2016 UTSA GAME-BY-GAME STATISTICS »

OFFENSE

Table with columns for Date, Opponent, Rushing (No, Yds, TD, Lg), Receiving (No, Yds, TD, Lg), Passing (Cmp-Att-Int, Yds, TD, Lg), Kick Returns (No, Yds, TD, Lg), Punt Returns (No, Yds, TD, Lg), and Total Off. Rows list individual games and a final summary row.

DEFENSE

Table with columns for Date, Opponent, Tackles (Solo, Ast, Total), Tackles (TFL-Yds), Sacks (No-Yds, FF, FR-Yds, Int-Yds), Pass (QBH, Brk, Kick), Blkd (Kicks Made-Att), Kicks (Run, Rcv, Saf), and XPTS (Pts). Rows list individual games and a final summary row.

SPECIAL TEAMS

Table with columns for Date, Opponent, Punting (No, Yds, Avg, Long, Blkd, TB, FC, 50+, I20), Field Goals (Made-Att, Long, Blkd), and Kickoffs (No, Yds, Avg, TB, OB). Rows list individual games and a final summary row.

RED ZONE

Table with columns for Date, Opponent, Score, Times (In RZ, Scored), Total (Pts, TDs), Rush (TDs), Pass (TDs), FGs (Made, FGA, Downs), and Failed to score inside RZ (Int, Fumb, Half, Game). Rows list individual games and a final summary row.

« 2016 UTSA/OPPONENTS SUPERLATIVES »

INDIVIDUAL

Rushes	21	Jarveon Williams at Old Dominion (9/24)
	21	Jarveon Williams vs. UTEP (10/22)
	21	Jarveon Williams at Middle Tennessee (11/5)
	21	Jarveon Williams at Texas A&M (11/19)
Rushing Yards	165	Jalen Rhodes vs. Southern Miss (10/8)
Rushing TDs	3	Jalen Rhodes vs. Southern Miss (10/8)
	3	Jarveon Williams at Middle Tennessee (11/5)
Long Rush	92	Jarveon Williams vs. Southern Miss (10/8)
Passing Attempts	37	Dalton Sturm vs. Arizona State (9/16)
Passing Completions	20	Dalton Sturm vs. Alabama State (9/3)
Passing Yards	286	Dalton Sturm vs. Charlotte (11/26)
Passing TDs	3	Dalton Sturm Arizona State (9/16)
	3	Dalton Sturm vs. UTEP (10/22)
Long Pass	77	Dalton Sturm vs. Southern Miss (10/8)
Receptions	7	Josh Stewart at Louisiana Tech (11/12)
Receiving Yards	145	Kerry Thomas Jr. vs. Charlotte (11/26)
Receiving TDs	2	Josh Stewart at Rice (10/15)
	2	Kerry Thomas Jr. vs. UTEP (10/22)
Long Reception	77	Josh Stewart vs. Southern Miss (10/8)
Field Goals	2	Victor Falcon vs. Southern Miss (10/8)
	2	Victor Falcon vs. UTEP (10/22)
	2	Victor Falcon vs. Charlotte (11/26)
Long Field Goal	45	Victor Falcon vs. Southern Miss (10/8)
Punts	9	Yannis Routsas vs. Arizona State (9/16)
Punting Avg	48.8	Yannis Routsas at Texas A&M (11/19)
Long Punt	60	Yannis Routsas at Old Dominion (9/24)
Punts Inside 20	3	Yannis Routsas vs. Arizona State (9/16)
	3	Yannis Routsas vs. UTEP (10/22)
Long Punt Return	36	Matt Guidry at Louisiana Tech (11/12)
Long Kickoff Return	57	Matt Guidry at Middle Tennessee (11/5)
Tackles	15	Josiah Tavaeafa at Old Dominion (9/24)
Sacks	2.0	Marcus Davenport vs. Alabama State (9/3)
	2.0	Josiah Tavaeafa vs. Alabama State (9/3)
	2.0	La'Kel Bass at Middle Tennessee (11/5)
	2.0	Marcus Davenport at Louisiana Tech (11/12)
Tackles For Loss	3.0	Kevin Strong Jr. vs. Southern Miss (10/8)
Interceptions	1	Nate Gaines vs. Arizona State (9/16)
	1	Josiah Tavaeafa vs. Southern Miss (10/8)
	1	Teddrick McGhee vs. North Texas (10/29)
	1	Chase Dahlquist vs. North Texas (10/29)
	1	Jordan Moore at Middle Tennessee (11/5)
	1	Devron Davis at Middle Tennessee (11/5)
	1	Michael Egwuagu at Middle Tennessee (11/5)

TEAM

Rushes	59	at Middle Tennessee (11/5)
Rushing Yards	339	vs. Southern Miss (10/8)
Yards Per Rush	9.7	vs. Southern Miss (10/8)
Rushing TDs	6	vs. Southern Miss (10/8)
Passing Attempts	42	at Louisiana Tech (11/12)
Passing Completions	23	vs. Charlotte (11/26)
Passing Yards	414	Charlotte (11/26)
Yards Per Pass	16.1	vs. Southern Miss (10/8)
Passing TDs	4	vs. UTEP (10/22)
Total Plays	89	vs. UTEP (10/22)
Total Offense	532	vs. Southern Miss (10/8)
Yards Per Play	11.3	vs. Southern Miss (10/8)
Points	55	vs. Southern Miss (10/8)
Sacks By	6	vs. Alabama State (9/3)
First Downs	29	vs. UTEP (10/22)
Penalties	10	vs. Southern Miss (10/8)
	10	vs. Charlotte (11/26)
Penalty Yards	95	vs. Charlotte (11/26)
Turnovers	4	vs. Alabama State (9/3)
Interceptions By	3	at Middle Tennessee (11/5)
Punts	9	vs. Arizona State (9/16)
Punting Avg	48.8	at Texas A&M (11/19)
Long Punt	60	at Old Dominion (9/24)
Punts Inside 20	3	vs. Arizona State (9/16)
	3	vs. UTEP (10/22)
Long Punt Return	36	at Louisiana Tech (11/12)

OPPONENT INDIVIDUAL

Rushes	22	Demario Richard, Arizona State (9/16)
	22	Jeremy Cox, Old Dominion (9/24)
Rushing Yards	113	Aaron Jones, UTEP (10/22)
Rushing TDs	2	Jeremy Cox, Old Dominion (9/24)
	2	Walter Dawn, UTEP (10/22)
Long Rush	80	Mason Fine, North Texas (10/29)
Passing Attempts	47	Nick Mullens, Southern Miss (10/8)
Passing Completions	27	Mason Fine, North Texas (10/29)
Passing Yards	370	Nick Mullens, Southern Miss (10/8)
Passing TDs	4	Ryan Higgins, Louisiana Tech (11/12)
Long Pass	76	Hasaan Klugh, Charlotte (11/26)
Receptions	8	I'Tavius Mathers, Middle Tennessee (11/5)
Receiving Yards	126	Alfred Smith, Louisiana Tech (11/12)
Receiving TDs	2	Jonathan Duhart, Old Dominion (9/24)
	2	Aaron Jones, UTEP (10/22)
Long Reception	76	Austin Duke, Charlotte (11/26)
Field Goals	4	Zane Gonzalez, Arizona State (9/16)
Long Field Goal	54	Zane Gonzalez, Arizona State (9/16)
Punts	9	Trevor Vincent, Alabama State (9/3)
	9	Arthur Hart, Charlotte (11/26)
Punting Avg	54.0	Gerald Shouse, Louisiana Tech (11/12)
Long Punt	59	Hayden Hunt, Colorado State (9/10)
Punts Inside 20	5	Hayden Hunt, Colorado State (9/10)
Long Punt Return	34	Turner Smiley, North Texas (10/29)
Long Kickoff Return	90	Carlos Henderson, Louisiana Tech (11/12)
Tackles	14	TJ Ricks, Old Dominion (9/24)
Sacks	4.5	Myles Garrett, Texas A&M (11/19)
Tackles For Loss	4.5	Myles Garrett, Texas A&M (11/19)
Interceptions	1	Ronnie Scott, Alabama State (9/3)
	1	Braylin Scott, Colorado State (9/10)
	1	Brandon Addison, Old Dominion (9/24)
	1	Dashone Smith, UTEP (10/22)
	1	Charvarius Ward, Middle Tennessee (11/5)
	1	Mike Minter, Middle Tennessee (11/5)
	1	Ronald Lewis, Louisiana Tech (11/12)

OPPONENT TEAM

Rushes	48	Arizona State (9/16)
Rushing Yards	238	Old Dominion (9/24)
Yards Per Rush	6.0	Louisiana Tech (11/12)
Rushing TDs	3	Old Dominion (9/24)
	3	UTEP (10/22)
	3	Louisiana Tech (11/12)
Passing Attempts	50	Southern Miss (10/8)
Passing Completions	27	North Texas (10/29)
Passing Yards	378	Southern Miss (10/8)
Yards Per Pass	11.9	UTEP (10/22)
Passing TDs	4	UTEP (10/22)
	4	Louisiana Tech (11/12)
Total Plays	89	Southern Miss (10/8)
Total Offense	557	Southern Miss (10/8)
Yards Per Play	8.3	Louisiana Tech (11/12)
Points	63	Louisiana Tech (11/12)
Sacks By	6	Colorado State (9/10)
	6	Texas A&M (11/19)
First Downs	31	Southern Miss (10/8)
Penalties	13	Alabama State (9/3)
	13	UTEP (10/22)
	13	Charlotte (11/26)
Penalty Yards	116	Charlotte (11/26)
Turnovers	4	North Texas (10/29)
	4	Middle Tennessee (11/5)
Interceptions By	2	Middle Tennessee (11/5)
Punts	9	Alabama State (9/3)
	9	Charlotte (11/26)
Punting Avg	54.0	Louisiana Tech (11/12)
Long Punt	59	Colorado State (9/10)
Punts Inside 20	5	Colorado State (9/10)
Long Punt Return	34	North Texas (10/29)



2016 LONG PLAY CHART

Yards	Play	Opponent
92	Jarveon Williams rush	Southern Miss
82 (TD)	Michael Egwuagu blocked field goal return	Louisiana Tech
80 (TD)	Jalen Rhodes rush	Southern Miss
77	Josh Stewart pass from Dalton Sturm	Southern Miss
75 (TD)	Josh Stewart pass from Dalton Sturm	Rice
73 (TD)	Kerry Thomas Jr. pass from Dalton Sturm	Charlotte
71 (TD)	Kerry Thomas Jr. pass from Dalton Sturm	Southern Miss
59	Michael Egwuagu fumble return	North Texas
57	Matt Guidry kickoff return	Middle Tennessee
53 (TD)	Kerry Thomas Jr. pass from Dalton Sturm	UTEP
51 (TD)	Dalton Sturm rush	Alabama State
51	Shaq Williams pass from Dalton Sturm	Alabama State
48	Jarveon Williams pass from Dalton Sturm	Arizona State
48	Matt Guidry kickoff return	Charlotte
46	Jarveon Williams rush	Louisiana Tech
42	Josh Stewart pass from Jared Johnson	Old Dominion
39	Brett Winnegan kickoff return	Southern Miss
37	Josh Stewart pass from Dalton Sturm	Alabama State
37	Brett Winnegan kickoff return	Southern Miss
36	Matt Guidry kickoff return	Louisiana Tech
36	Matt Guidry punt return	Louisiana Tech
36	Kerry Thomas Jr. pass from Dalton Sturm	Charlotte
35	Kerry Thomas Jr. pass from Jared Johnson	Texas A&M
35	JaBryce Taylor pass from Jared Johnson	Charlotte
34	Brett Winnegan kickoff return	Arizona State
34 (TD)	Dalton Sturm rush	Arizona State
33	Marquez McNair pass from Dalton Sturm	Alabama State
33	Brady Jones pass from Dalton Sturm	UTEP
33	Jarveon Williams pass from Jared Johnson	Charlotte
32	Jordan Moore kickoff return	Colorado State
31	Jordan Moore kickoff return	Alabama State
31	Josh Stewart pass from Dalton Sturm	North Texas
30	Jarrod McLin pass from Yannis Routsas	UTEP
29	Josh Stewart pass from Jared Johnson	Louisiana Tech
28	Jarveon Williams pass from Dalton Sturm	Colorado State
28	Brett Winnegan kickoff return	Colorado State
28	Jalen Rhodes rush	Southern Miss
28 (TD)	Josh Stewart pass from Dalton Sturm	Rice
28 (TD)	Jalen Rhodes rush	UTEP
28	Matt Guidry kickoff return	Louisiana Tech
27	Jalen Rhodes pass from Dalton Sturm	Charlotte
27	Jarveon Williams rush	Old Dominion
26	Brady Jones pass from Dalton Sturm	Old Dominion
26	Matt Guidry kickoff return	North Texas
26 (TD)	Jalen Rhodes rush	Middle Tennessee
26	Marquez McNair pass from Jared Johnson	Charlotte
25 (TD)	Kerry Thomas Jr. pass from Dalton Sturm	Alabama State
25	Brett Winnegan kickoff return	Old Dominion
25	Brett Winnegan kickoff return	Southern Miss
25 (TD)	Brady Jones pass from Dalton Sturm	UTEP
25	Jarveon Williams rush	North Texas
25	Dalton Sturm rush	North Texas
25	Matt Guidry kickoff return	Middle Tennessee
24	Jalen Rhodes pass from Jared Johnson	Colorado State
24	Jarveon Williams pass from Dalton Sturm	Arizona State
24 (TD)	Shaq Williams pass from Dalton Sturm	Arizona State
24	Dalton Sturm rush	Southern Miss
23	Trevor Stevens pass from Dalton Sturm	Alabama State
23	Brett Winnegan kickoff return	Old Dominion
23	Jalen Rhodes rush	Southern Miss
23	Brett Winnegan kickoff return	UTEP
23	Matt Guidry kickoff return	Louisiana Tech
23	Matt Guidry kickoff return	Louisiana Tech
22	Dalton Sturm rush	Arizona State
22	Brett Winnegan kickoff return	UTEP
22	Jarveon Williams rush	UTEP
22 (TD)	Jarveon Williams rush	Middle Tennessee
22	Dalton Sturm rush	Louisiana Tech
22	Matt Guidry kickoff return	Louisiana Tech
22	Matt Guidry kickoff return	Louisiana Tech
22	Matt Guidry rush	Texas A&M
21	Marquez McNair pass from Dalton Sturm	Colorado State
21	Brett Winnegan kickoff return	Rice
21 (TD)	Josh Stewart pass from Dalton Sturm	North Texas
21	Josh Stewart pass from Jared Johnson	Texas A&M
20	Kerry Thomas Jr. pass from Dalton Sturm	Colorado State
20 (TD)	Matt Guidry rush	Southern Miss
20	Matt Guidry kickoff return	UTEP
20	Jarveon Williams pass from Dalton Sturm	Middle Tennessee
20	Matt Guidry kickoff return	Louisiana Tech
20	Josh Stewart pass from Dalton Sturm	Louisiana Tech
20	Matt Guidry kickoff return	Charlotte
20	Matt Guidry punt return	Charlotte
20 (TD)	Marquez McNair pass from Jared Johnson	Charlotte

LONG PLAYS BY THE NUMBERS

Long Plays By Yards	No.	TD
90+	1	0
80-89	1	1
70-79	4	3
60-69	0	0
50-59	5	2
40-49	4	0
30-39	17	1
20-29	51	10

Long Plays By Type	No.	TD
Rushing	19	7
Receiving	36	10
Punt Returns	2	0
Kickoff Returns	25	0
Interceptions	0	0
Fumble Returns	1	0
Blocked Field Goal Returns	1	1
Total	84	18

LONG PLAYS BY PLAYER

Player	No.	TD	R	P	KR	PR	IR	FR	O
Matt Guidry	17	1	2	0	13	2	0	0	0
Jarveon Williams	11	1	6	5	0	0	0	0	0
Josh Stewart	10	3	0	10	0	0	0	0	0
Brett Winnegan	10	0	0	0	10	0	0	0	0
Kerry Thomas Jr.	7	4	0	7	0	0	0	0	0
Jalen Rhodes	7	3	5	2	0	0	0	0	0
Dalton Sturm	6	2	6	0	0	0	0	0	0
Marquez McNair	4	1	0	4	0	0	0	0	0
Brady Jones	3	1	0	3	0	0	0	0	0
Shaq Williams	2	1	0	2	0	0	0	0	0
Jordan Moore	2	0	0	2	0	0	0	0	0
Michael Egwuagu	2	1	0	0	0	0	0	1	1
JaBryce Taylor	1	0	0	1	0	0	0	0	0
Jarrod McLin	1	0	0	1	0	0	0	0	0
Trevor Stevens	1	0	0	1	0	0	0	0	0
Total	84	18	19	36	25	2	0	1	1

LONGEST PLAYS

Rushing

92 Jarveon Williams vs. Southern Miss, 10/8/16

Rushing Touchdown

80 Jalen Rhodes vs. Southern Miss, 10/8/16

Passing

77 Josh Stewart from Dalton Sturm vs. Southern Miss, 10/8/16

Passing Touchdown

75 Josh Stewart from Dalton Sturm at Rice, 10/8/16

Punt Return

36 Matt Guidry at Louisiana Tech, 11/12/16

Kickoff Return

57 Matt Guidry at Middle Tennessee, 11/5/16

Interception Return

14 Josiah Tauaefa vs. Southern Miss, 10/8/16

Fumble Return

59 Michael Egwuagu vs. North Texas, 10/29/16

Blocked Field Goal Return

82 Michael Egwuagu at Louisiana Tech, 11/12/16

Punt

60 Yannis Routsas at Old Dominion, 9/24/16

Field Goal

45 Victor Falcon vs. Southern Miss, 10/8/16

« 2016 UTSA GAME-BY-GAME CAPSULES »

« GAME 1 — SATURDAY, SEPT. 3 » UTSA 26, ALABAMA STATE 13 SAN ANTONIO, TEXAS (ALAMODOME)

SAN ANTONIO — Dalton Sturm completed 20-of-25 passes en route to piling up 326 yards of total offense to lead UTSA to a 26-13 win against Alabama State on Saturday night at the Alamodome in the debut for head coach Frank Wilson.

The Roadrunners improved to 5-1 all-time in season openers in what was their first opening game at home since the inaugural contest against Northeastern State five years ago to the day.

"Winning feels fantastic. I'm so excited for our players, our program and this city" Wilson said. "The thing I told our team after postgame was be excited, man, we just won a game. They are hard to come by, so we'll take it how we can get it."

Sturm threw for 274 yards and a pair of touchdowns and added 52 yards on the ground, highlighted by a 51-yard score in the second quarter that put UTSA ahead for good.

Meanwhile, Josiah Tavaeafa led the defense with 13 tackles, including nine solo and a pair of sacks, while Marcus Davenport also registered two sacks to help the Roadrunners set a school record with six as a team.

The game began when Eric Banks forced an Alabama State fumble on the opening kickoff that was recovered by Andrew Martel at the Hornets' 6-yard line. Three plays later, Sturm connected with Marquez McNair in the back of the end zone to give the home team an early 6-0 lead.

Alabama State answered when Khalid Thomas capped a 13-play, 77-yard drive with a 1-yard scoring plunge. The extra point put the visitors ahead 7-6.

The Roadrunners regained the lead with Sturm's long scamper down the right sideline. The Goliad native then found Greg Campbell Jr. on the two-point conversion to make it 14-6.

By the end of the first half, Sturm was 10-of-11 through the air. UTSA extended its lead to start the second half. Jalen Rhodes ended a quick, six-play, 74-yard scoring march with a 1-yard TD run, but the extra point was wide left, leaving the score at 20-7.

The Roadrunners tacked on another score in the fourth when Sturm and Kerry Thomas Jr. hooked up on a 25-yard connection. The home team again went for two, but this time it failed.

With less than three minutes to play, a 36-yard TD pass from Quinterris Toppings to Palmer Graham provided the final 13-point margin.

Attendance: 22,380	1	2	3	4	Final
Alabama State (0-1)	7	0	0	6	13
UTSA (1-0)	6	8	6	6	26

SCORING SUMMARY

1st	13:39	UTSA	Marquez McNair 5-yd pass from Dalton Sturm (Daniel Portillo kick failed)	3-6, 1:12
	3:39	ALST	Khalid Thomas 1-yd run (David Albert kick)	13-77, 6:47
2nd	3:44	UTSA	Sturm 51-yd run (Greg Campbell Jr. pass from Sturm)	8-85, 3:20
3rd	12:00	UTSA	Jalen Rhodes 1-yd run (Portillo kick failed)	6-74, 3:00
4th	10:07	UTSA	Kerry Thomas Jr. 25-yd pass from Sturm (Jalen Rhodes run failed)	11-85, 3:46
	2:35	ALST	Palmer Graham 36-yd pass from Quinterris Toppings (Toppings pass failed)	4-37, 0:52

	ALST	UTSA
FIRST DOWNS	14	20
RUSHES-YARDS (NET)	37-145	34-162
PASSING YDS (NET)	142	287
Passes Comp-Att-Int	13-23-0	22-33-1
TOTAL OFFENSE PLAYS-YARDS	60-287	67-449
Fumble Returns-Yards	0-0	0-0
Punt Returns-Yards	4-29	7-20
Kickoff Returns-Yards	2-16	2-49
Interception Returns-Yards	1-0	0-0
Punts (No-Avg)	9-36.4	5-34.8
Fumbles-Lost	2-1	4-3
Penalties-Yards	13-79	8-80
Possession Time	30:29	29:31
Third-Down Conversions	2-14	6-13
Fourth-Down Conversions	2-2	1-1
Red-Zone Scores-Chances	1-1	3-4
Sacks By: Number-Yards	2-14	6-27

RUSHING: ALST—Thomas,Kh 12-93; Beckwith 6-31; King 2-10; Toppings 2-10; Thomas,Ke 2-4; Watkins 1-1; Young-Battle 12-(4). UTSA—Rhodes 16-78; Sturm 3-52; Williams,J 6-29; Clay 1-8; White 3-7; Jones,B 1-(1); Team 1-(1); McNair 1-(2); Johnson,J 2-(8).

PASSING: ALST—Young-Battle 11-18-0-102; Toppings 2-5-0-40. UTSA—Sturm 20-25-1-274; Johnson,J 2-8-0-13.

RECEIVING: ALST—Davis,J 4-38; White 2-10; Graham 1-36; King 1-23; Williams IV 1-9; Lee 1-8; Thomas,Kh 1-8; Beckwith 1-6; Beamus 1-4. UTSA—Williams,S 3-63; McNair 3-49; Stevens 3-47; Thomas Jr. 3-41; Jones,B 3-17; Stewart 2-48; Taylor 2-13; Stewart 1-5; Campbell Jr. 1-4; Williams,J 1-0.

INTERCEPTIONS: ALST—Scott 1-0.

FUMBLES: ALST—Porter 1-1; Young-Battle 1-0. UTSA—McNair 1-1; Taylor 1-1; Williams,J 1-1; Team 1-0.

« GAME 2 — SATURDAY, SEPT. 10 » COLORADO STATE 23, UTSA 14 FORT COLLINS, COLO. (HUGHES STADIUM)

FORT COLLINS, Colo. — Colorado State rushed for 220 yards and held UTSA to minus-one yard on the ground en route to a 23-14 victory on Saturday afternoon at Hughes Stadium.

Dalyn Dawkins led the Rams' (1-1) ground attack with 68 yards and a touchdown on 15 carries, while Izzy Matthews added 49 and a score.

The Roadrunners (1-1) threw for 236 yards using two quarterbacks. Dalton Sturm completed 15-of-23 passes for 176 yards and a pair of TDs, while Jared Johnson added 60 yards on 5-of-7 passing. Jalen Rhodes hauled in a career-high five catches for 54 yards, while Kerry Thomas Jr. added four for 41 and his second score, a 10-yarder on UTSA's opening possession, in as many weeks.

The Rams piled up 193 yards on the ground in the first half in building a 20-14 lead at the break.

Colorado State got on the board first when Wyatt Bryan booted a 38-yard field goal to cap the game's opening drive.

UTSA responded with a 12-play, 61-yard scoring march on its first offensive possession.

Sturm completed 5-of-6 passes, including a 10-yard strike to Thomas Jr. in the middle of the end zone on what was the fourth third-down conversion of the drive. Victor Falcon's extra point gave the visitors a 7-3 lead with 5:34 left in the first quarter.

The Rams answered on their next possession.

Dawkins, who rushed for 34 yards on the drive, beat the Roadrunners defense to the left pylon on fourth down and goal from the one to put the home side back on top, 10-7, late in the opening stanza.

After Colorado State pushed its lead to 10 on a 6-yard scoring dash by Izzy Matthews with 3:18 left in the half, UTSA closed the gap to 17-14 on the ensuing possession. On 2nd-and-19, Sturm found Jarveon Williams over the middle for 28 yards down to the Rams 16. On the next play, the junior signal caller connected with Brady Jones over the middle for a touchdown with 14 seconds remaining until halftime.

However, the Rams struck quickly before the half, as Faton Bauta found Elroy Masters for 45 yards down to the UTSA 20. With two seconds left, two consecutive offsides penalties against the Roadrunners on missed field goal attempts gave Colorado State a third try from 28 yards out and the third time was the charm, as Bryan split the uprights to provide the six-point halftime lead.

Neither team scored in the second half until Bryan drilled a 46-yard field goal with 2:24 left to make it a two-possession game.

Colorado State held on from there in handing the Roadrunners their first loss of the season.

UTSA held the Rams to 61 yards of offense in the second half. Michael Egwuagu led the defense with a career-best 12 tackles, while Josiah Tavaeafa and Nate Gaines pitched in with nine apiece.

Attendance: 20,673	1	2	3	4	Final
UTSA (1-1)	7	7	0	0	14
Colorado State (1-1)	10	10	0	3	23

SCORING SUMMARY

1st	11:48	CSU	Wyatt Bryan 38-yd field goal	11-50, 3:12
	5:34	UTSA	Kerry Thomas Jr. 10-yd pass from Dalton Sturm (Falcon kick)	12-61, 6:05
	0:29	CSU	Dalyn Dawkins 1-yd run (Bryan kick)	12-75, 5:05
2nd	3:18	CSU	Izzy Matthews 6-yd run (Bryan kick)	9-49, 3:05
	0:20	UTSA	Brady Jones 16-yd pass from Sturm (Falcon kick)	8-75, 2:58
	0:00	CSU	Bryan 28-yd field goal	2-54, 0:15
4th	2:24	CSU	Bryan 46-yd field goal	8-33, 3:50

	UTSA	CSU
FIRST DOWNS	13	19
RUSHES-YARDS (NET)	34-(-1)	47-220
PASSING YDS (NET)	236	108
Passes Comp-Att-Int	20-30-1	8-23-0
TOTAL OFFENSE PLAYS-YARDS	64-235	70-328
Fumble Returns-Yards	0-0	0-0
Punt Returns-Yards	2-14	3-6
Kickoff Returns-Yards	2-60	1-15
Interception Returns-Yards	0-0	1-2
Punts (No-Avg)	7-43.1	7-46.7
Fumbles-Lost	1-0	2-0
Penalties-Yards	9-56	7-70
Possession Time	31:38	28:22
Third-Down Conversions	8-18	5-15
Fourth-Down Conversions	0-3	1-1
Red-Zone Scores-Chances	2-2	4-4
Sacks By: Number-Yards	0-0	6-60

RUSHING: UTSA—Rhodes 13-39; Johnson,J 2-10; Williams,J 8-10; Hall 1-(3); Sturm 10-(57). CSU—Dawkins 15-68; Matthews 12-49; Bauta 4-39; Clark 3-36; Kinsey 7-19; Hawkins 2-8; Gallup 1-4; Hill 1-1; Team 2-(4).

PASSING: UTSA—Sturm 15-23-1-176; Johnson,J 5-7-0-60. CSU—Bauta 6-17-0-82; Hill 2-6-0-26.

RECEIVING: UTSA—Rhodes 5-54; Thomas Jr. 4-41; Jones,B 3-39; McNair 3-34; Campbell Jr. 3-29; Williams,J 1-28; Taylor 1-11. CSU—Masters 3-67; Johnson,O 3-33; Wilson 2-8.

INTERCEPTIONS: CSU—Scott 1-2.

FUMBLES: UTSA—Sturm 1-0. CSU—Ruiz 2-0.



« 2016 UTSA GAME-BY-GAME CAPSULES »



« GAME 3 — FRIDAY, SEPT. 16 » ARIZONA STATE 32, UTSA 28 SAN ANTONIO, TEXAS (ALAMODOME)

SAN ANTONIO (AP) — The touchdowns came more easily back home in the desert. Down in Texas, the Arizona State Sun Devils found themselves in a grinder where every yard and score was tough to earn.

Kalen Ballage scored on a 2-yard run with 3:15 to play and Arizona State rallied from 16 points down in the second half for a rugged 32-28 win over Texas-San Antonio on Friday night.

Heavy favorites against a Conference USA program still in its infancy, the Sun Devils found themselves down early and fighting from behind nearly the entire game a week after putting up 68 points in a win over Texas Tech.

"Never give up," Arizona State linebacker DJ Calhoun said, adding his team was probably a bit "cocky" after its previous win. "We came in here thinking we could just run past this team. We fought. Never give up."

Arizona State scored two fourth-quarter touchdowns. Ballage, who tied an NCAA record with eight touchdowns against Texas Tech, capped the rally when he took a direct snap and powered over the goal line. The touchdown was set up by a defensive pass interference penalty on third down one play earlier.

Zane Gonzalez kicked four field goals, including two from 54 yards, for Arizona State (3-0) and became the Pac-12 career scoring leader.

Manny Wilkins passed for 264 yards and two touchdowns for the Sun Devils. Wilkins threw a 27-yard score to N'Keal Harry with 3 seconds left in the first half. His 45-yard pass to Frederick Gammage in the fourth quarter cut the UTSA lead to 28-25.

Wilkins shook off what looked like a ferocious hit in the first quarter and didn't miss a play.

"I don't ever sit on the floor," Wilkins. "I'm going to get up and go to the next play. I've got a fighter's mentality."

Dalton Sturm passed for 229 yards and three touchdowns for UTSA (1-2). He also ran for 82 yards, including a 34-yard touchdown in the third quarter that had the Roadrunners thinking about a program-changing upset.

"Proud of the effort we had," Sturm said. "But I felt like everybody else in the locker room: It hurts."

Attendance: 29,035	1	2	3	4	Final
Arizona State (3-0)	3	9	3	17	32
UTSA (1-2)	14	0	14	0	28

SCORING SUMMARY

1st	12:09	ASU	Zane Gonzalez 54-yd field goal	8-30, 2:51
	5:58	UTSA	JaBryce Taylor 10-yd pass from Dalton Sturm (Victor Falcon kick)	11-75, 6:11
	1:43	UTSA	Jalen Rhodes 11-yd pass from Sturm (Falcon kick)	3-14, 0:56
2nd	8:02	ASU	Gonzalez 54-yd field goal	7-55, 1:09
	0:03	ASU	N'Keal Harry 27-yd pass from Manny Wilkins (Gonzalez kick)	12-91, 3:06
3rd	12:25	UTSA	Sturm 34-yd run (Falcon kick)	5-92, 2:35
	8:20	UTSA	Shaq Williams 24-yd pass from Sturm (Falcon kick)	1-24, 0:08
	3:22	ASU	Gonzalez 45-yd field goal	8-37, 3:22
4th	14:55	ASU	Gonzalez 26-yd field goal	11-40, 3:59
	11:40	ASU	Frederick Gammage 45-yard pass from Wilkins (Gonzalez kick)	4-68, 1:04
	3:15	ASU	Kalen Ballage 2-yd run (Gonzalez kick)	9-58, 3:50

	ASU	UTSA
FIRST DOWNS	25	16
RUSHES-YARDS (NET)	48-205	30-93
PASSING YDS (NET)	264	229
Passes Comp-Att-Int	31-15-1	37-19-0
TOTAL OFFENSE PLAYS-YARDS	79-469	67-322
Fumble Returns-Yards	0-0	0-0
Punt Returns-Yards	3-10	0-0
Kickoff Returns-Yards	4-99	2-42
Interception Returns-Yards	0-0	1-0
Punts (No-Avg)	3-44.7	9-37.4
Fumbles-Lost	3-2	0-0
Penalties-Yards	3-30	5-21
Possession Time	30:07	29:53
Third-Down Conversions	7-15	6-17
Fourth-Down Conversions	0-0	1-2
Red-Zone Scores-Chances	2-2	2-2
Sacks By: Number-Yards	4-24	1-2

RUSHING: ASU—Richard 22-95; Ballage 14-62; Wilkins 9-47; Harry 1-4; Team 2-(3). UTSA—Sturm 15-82; Rhodes 5-12; Williams, J 10-(1).

PASSING: ASU—Wilkins 15-31-1-264. UTSA—Sturm 19-37-0-229.

RECEIVING: ASU—Harry 5-78; Ballage 5-41; Smith, Ca 3-88; Gammage 2-57. UTSA—Williams, J 5-81; McNair 5-41; Williams, S 2-37; Taylor, J 2-20; Stewart 2-19; Rhodes 1-11; Thomas Jr. 1-10; Jones, B 1-10.

INTERCEPTIONS: UTSA—Gaines 1-0.

FUMBLES: ASU—Ballage 2-1; Hayes 1-1.

« GAME 4 — SATURDAY, SEPT. 24 » OLD DOMINION 33, UTSA 19 NORFOLK, VA. (BALLARD STADIUM)

NORFOLK, Va. — Old Dominion scored touchdowns on four consecutive possessions, one right before halftime and three more in the second half, en route to a 33-19 victory against UTSA on Saturday afternoon in the Conference USA opener for both teams at Ballard Stadium.

The Monarchs (2-2, 1-0 C-USA) were trailing 7-6 late in the first half before a 2-yard touchdown run by quarterback David Washington with 26 seconds left until halftime put them back on top, 13-7.

ODU then reached paydirt on its first three drives of the second half in building a 33-19 lead that would stand.

The Roadrunners (1-3, 0-1 C-USA) gave up the ball on a fumble in the backfield on their first play from scrimmage in the second half. Six plays later, ODU's Jeremy Cox scored his second touchdown of the afternoon on a 3-yard rush around left end. The extra-point attempt was blocked and returned for two points by UTSA's Teddrick McGhee, which made the score 19-9 in favor of the Monarchs.

UTSA cut the deficit to six points after Victor Falcon drilled a 26-yard field goal to cap a six-play, 66-yard drive. It was the Roadrunners' first field goal attempt of the season.

ODU responded with a 13-play, 82-yard scoring march that ended on a 2-yard pass from Washington to Jonathan Duhart. The two-point conversion failed, leaving the Monarchs' lead at 25-12.

On their next possession, Old Dominion covered 82 yards in nine plays, the last another short scoring connection from Washington, who finished with 207 yards passing and another 69 on the ground, to Duhart. Cox found the end zone on the two-point try to make it 33-19 with 11:55 remaining.

For UTSA, Jarveon Williams rushed for a season-high 93 yards and a score on 21 carries, while Jalen Rhodes added 68 and another 34 receiving. Josh Stewart hauled in a career-best four catches for 80 yards, while Brady Jones added three receptions for 51 yards and he also threw an 8-yard touchdown to backup quarterback Jared Johnson in the third quarter.

Defensively, Josiah Tauaefa posted a career-high 15 tackles, one shy of UTSA's school record, and Ronnie Feist added nine stops.

ODU got on the board first, as Cox's 5-yard touchdown rush ended a quick three-play, 58-yard drive. The extra-point attempt was no good.

After a slow start offensively, the Roadrunners took the ground to get things going. UTSA drove 81 yards on 13 plays — all rushes — on a scoring march that was capped with a 7-yard jaunt by Williams. The extra point gave the visitors a 7-6 advantage with 11:44 left in the second quarter.

Attendance: 20,118	1	2	3	4	Final
UTSA (1-3, 0-1 C-USA)	0	7	12	0	19
Old Dominion (2-2, 1-0 C-USA)	6	7	12	8	33

SCORING SUMMARY

1st	9:06	ODU	Jeremy Cox 5-yd run (Bailey Cate kick failed)	3-58, 1:02
2nd	11:44	UTSA	Jarveon Williams 7-yd run (Victor Falcon kick)	13-81, 5:29
	0:26	ODU	David Washington 2-yd run (Cate kick)	8-80, 1:21
3rd	12:02	ODU	Cox 3-yd rush (Cate kick blocked)	6-23, 2:38
	12:02	UTSA	Teddrick McGhee blocked PAT return	—
	9:41	UTSA	Falcon 26-yd field goal	6-66, 2:21
	4:50	ODU	Jonathan Duhart 2-yd pass from Washington (Washington run failed)	13-82, 4:45
	0:46	UTSA	Jared Johnson 8-yd TD from Brady Jones (Falcon kick)	10-74, 3:58
4th	11:55	ODU	Duhart 1-yd pass from Washington (Cox run)	9-82, 3:46

	UTSA	ODU
FIRST DOWNS	21	27
RUSHES-YARDS (NET)	39-131	45-238
PASSING YDS (NET)	211	207
Passes Comp-Att-Int	15-30-1	21-35-0
TOTAL OFFENSE PLAYS-YARDS	69-342	80-445
Fumble Returns-Yards	0-0	0-0
Punt Returns-Yards	1-13	6-50
Kickoff Returns-Yards	5-80	2-24
Interception Returns-Yards	0-0	1-0
Punts (No-Avg)	6-45.3	5-33.8
Fumbles-Lost	4-1	2-0
Penalties-Yards	8-69	3-30
Possession Time	27:03	32:57
Third-Down Conversions	5-14	6-15
Fourth-Down Conversions	0-1	0-2
Red-Zone Scores-Chances	3-3	5-7
Sacks By: Number-Yards	0-0	4-34

RUSHING: UTSA—Williams, J 21-93; Rhodes 12-68; Johnson, J 1-4; Team 1-0; Sturm 4-(34). ODU—Cox, J 22-103; Washington 6-69; Lawry 9-42; Pascal 3-19; Jackson 3-9; Team 1-(2); Cate 1-(2).

PASSING: UTSA—Sturm 8-17-1-103; Johnson, J 6-12-0-100; Jones, B 1-1-0-8. ODU—Washington 21-35-0-207.

RECEIVING: UTSA—Stewart 4-80; Jones, B 3-51; Thomas Jr. 3-24; Rhodes 2-34; Taylor 1-12; Johnson, J 1-8; Williams, S 1-2. ODU—Duhart 6-86; Fulgham 5-55; Pascal 5-42; Lawry 1-12; Hayes 1-10; Cox, J 1-4; Strong 1-3; Vaughn 1-(5).

INTERCEPTIONS: ODU—Addison 1-0.

FUMBLES: UTSA—Winnegan 1-0; Moore 1-0; Sturm 1-0; Williams, J 1-1. ODU—Brown 2-0.

« 2016 UTSA GAME-BY-GAME CAPSULES »



« GAME 11 — SATURDAY, NOV. 19 » #22 TEXAS A&M 23, UTSA 10 COLLEGE STATION, TEXAS (KYLE FIELD)

COLLEGE STATION — Quarterback Jared Johnson came off the bench to throw for 186 yards, but it was not enough for UTSA in a 23-10 setback at No. 22 Texas A&M on Saturday in front of 102,502 fans at Kyle Field.

Johnson completed 15-of-24 passes after coming on late in the first quarter for the Roadrunners, who dropped to 5-6 on the season.

Five of Johnson's passes found their way into the hands of College Station native Josh Stewart. Playing a few miles away from his high school — A&M Consolidated — the junior wide receiver hauled in six total receptions for 75 yards to increase his school-record total to 666. His day was highlighted by an acrobatic, one-handed grab just inside the sidelines for a 10-yard touchdown early in the second quarter.

On the other side of the ball, Marcus Davenport registered a career-high 11 tackles, including a sack to push his team-leading total to 6.5, in leading a defense that held the Aggies (8-3) to 23 points, 13 below their season average.

Nate Gaines added 10 stops, while Josiah Tavaeafa pitched in with four in just one half of action to increase his season tally to a team-high 98, breaking the program's single-season record of 95 set by Brandon Reeves back in 2012.

Texas A&M opened the scoring when Jake Hubenak hit Josh Reynolds on a 16-yard pass over the middle on their first drive of the day. Hubenak finished with 248 yards on 19-of-32 passing.

The Aggies pushed their lead to 10-0 when Daniel LaCamera connected on a 24-yard field goal late in the opening quarter.

UTSA got on the board on Stewart's highlight-reel touchdown catch with 10:46 left in the second stanza, capping a 13-play, 75-yard drive.

LaCamera split the uprights on two more field goals in the opening 30 minutes, the second a 37-yard boof as time expired in the half to give the Aggies a 16-7 lead at the break.

Texas A&M pushed its lead to 23-7 after Trayveon Williams broke loose up the middle for 47 yards and a score midway through the third quarter. Williams finished with a game-high 80 yards on 11 carries.

UTSA cut the deficit to 23-10 late in the third when Victor Falcon split the uprights from 24 yards out.

The Roadrunners threatened early in the fourth quarter after Johnson hit Shaq Williams on a 12-yard pass down to the A&M 22-yard line. However, Myles Garrett came up with a sack — one of 4.5 on the day for the defensive end — on the next play and a forced fumble, which was recovered by the Aggies' Alex Sezer Jr.



Attendance: 102,502	1	2	3	4	Final
UTSA (5-6)	0	7	3	0	10
#22 Texas A&M (8-3)	10	6	7	0	23

SCORING SUMMARY

1st	10:30	TAMU	Josh Reynolds 16-yd pass from Jake Hubenak (Daniel LaCamera kick)	8-83, 3:15
	1:22	TAMU	LaCamera 24-yd field goal	9-67, 3:51
2nd	10:46	UTSA	Josh Stewart 10-yd pass from Jared Johnson (Victor Falcon kick)	13-75, 5:36
	5:22	TAMU	LaCamera 33-yd field goal	12-58, 5:24
	0:00	TAMU	LaCamera 37-yd field goal	8-61, 0:57
3rd	8:22	TAMU	Trayveon Williams 47-yd run (LaCamera kick)	4-78, 1:02
	2:17	UTSA	Falcon 24-yd field goal	14-75, 6:05

	UTSA	TAMU
FIRST DOWNS	15	23
RUSHES-YARDS (NET)	37-48	38-183
PASSING YDS (NET)	204	248
Passes Comp-Att-Int	18-31-0	19-32-0
TOTAL OFFENSE PLAYS-YARDS	68-252	70-431
Fumble Returns-Yards	1-4	0-0
Punt Returns-Yards	0-0	1-1
Kickoff Returns-Yards	1-16	3-50
Interception Returns-Yards	0-0	0-0
Punts (No-Avg)	6-48.8	5-36.2
Fumbles-Lost	2-1	1-1
Penalties-Yards	3-35	2-15
Possession Time	31:14	28:46
Third-Down Conversions	6-17	7-15
Fourth-Down Conversions	2-3	1-1
Red-Zone Scores-Chances	2-2	4-5
Sacks By: Number-Yards	2-13	6-36

RUSHING: UTSA—Williams, J 21-52; Guidry 1-22; Clay 2-6; Sturm 3-1; Team 1-(-8); Johnson 9-(25). TAMU—Williams 11-80; Ford 13-71; White, J 4-24; Hubenak 8-12; Elwi 1-8; Kirk 1-(-12).

PASSING: UTSA—Johnson 15-24-0-186; Sturm 3-7-0-18. TAMU—Hubenak 19-32-0-248.

RECEIVING: UTSA—Stewart 6-75; Thomas Jr. 4-62; Williams, S 2-27; Jones, B 2-16; McNair 1-9; Williams, J 1-7; Stevens 1-4; Stephens 1-4. TAMU—Reynolds 7-93; Seals-Jones 6-75; Kirk 5-76; Tabuyo 1-4.

FUMBLES: UTSA—Johnson 1-1; McKinney 1-0. TAMU—Seals-Jones 1-1.

« GAME 12 — SATURDAY, NOV. 26 » UTSA 33, CHARLOTTE 14 SAN ANTONIO, TEXAS (ALAMODOME)

SAN ANTONIO — UTSA became bowl eligible for the first time in program history with a 33-14 victory against Charlotte in Conference USA action on Saturday night at the Alamodome.

With the historic win, the Roadrunners ended the regular season at 6-6 and finished second in the league's West Division with a 5-3 ledger.

UTSA piled up 520 yards of offense and held the 49ers (4-8, 3-5 C-USA) to just 237 yards in a game that saw the home team hold the ball for a season-best 38:21.

Starting quarterback Dalton Sturm completed 18-of-33 passes for 286 yards and two touchdowns, while senior signal-caller Jared Johnson came off the bench in the fourth quarter to throw for 128 yards and another score on 5-of-7 passing.

Kerry Thomas Jr. set a program record with 145 receiving yards on five catches, including a 73-yard TD on the third play from scrimmage to help shake the Roadrunners to an early lead.

The 49ers responded quickly on their first possession, as Austin Duke took a short crossing route from Hasaan Klugh 76 yards to paydirt to knot the score at seven with barely more than two minutes burned off the clock.

UTSA took a 10-7 lead late in the opening stanza after chewing 7:45 off the clock on a 15-play, 74-yard scoring march that was capped by 21-yard field goal from Victor Falcon.

The Roadrunners extended their lead to 17-7 in the second quarter after Sturm hit Brady Jones on a 13-yard touchdown pass with 3:08 left until halftime.

Falcon split the uprights from 26 yards out to push UTSA's lead to 20-7 late in the third quarter.

The first play of the fourth quarter gave new life to Charlotte, as UTSA mishandled the snap on a punt inside its own 5-yard line. The fumble was scooped up by Juwan Foggie, who rambled in from three yards for a touchdown that helped bring the visitors to within one score.

Johnson engineered a seven-play, 76-yard scoring drive in his first action of the night. He hit Jarveon Williams — who finished with 48 yards on the ground and 54 receiving — on a screen pass that the senior running back took 33 yards down the sideline to the Charlotte 23. Three plays later facing third down and seven, Johnson found Marquez McNair in the end zone on a perfectly thrown ball for a 20-yard TD pass to put UTSA up 26-14.

The Roadrunners put the game out of reach on their next possession, as Johnson completed passes of 26 yards to McNair, 14 to Thomas Jr. and 35 to JaBryce Taylor to set up Jalen Rhodes for a 2-yard touchdown plunge, his program-record ninth of the season. Falcon's extra point provided the final margin, 33-14.

Josiah Tavaeafa led the defense with six tackles, including a sack, while Ben Kane also registered a sack as part of his five stops.

Attendance: 23,807	1	2	3	4	Final
Charlotte (4-8, 3-5 C-USA)	7	0	0	7	14
UTSA (6-6, 5-3 C-USA)	10	7	3	13	33

SCORING SUMMARY

1st	13:36	UTSA	Kerry Thomas Jr. 73-yd pass from Dalton Sturm (Victor Falcon kick)	3-90, 1:24
	12:57	UNCC	Austin Duke 76-yd pass from Hasaan Klugh (Blake Brewer kick)	3-75, 0:38
	3:20	UTSA	Falcon 21-yd field goal	15-74, 7:45
2nd	3:08	UTSA	Brady Jones 13-yd pass from Sturm (Falcon kick)	11-61, 5:36
3rd	4:41	UTSA	Falcon 26-yd field goal	8-46, 3:14
4th	14:54	UNCC	Juwan Foggie 3-yd fumble return (Brewer kick)	—
	8:19	UTSA	Marquez McNair 20-yd pass from Jared Johnson (Johnson pass failed)	7-76, 3:09
	4:29	UTSA	Jalen Rhodes 2-yd run (Falcon kick)	6-77, 2:16

	UNCC	UTSA
FIRST DOWNS	10	25
RUSHES-YARDS (NET)	19-8	45-106
PASSING YDS (NET)	229	414
Passes Comp-Att-Int	15-44-0	23-40-0
TOTAL OFFENSE PLAYS-YARDS	63-237	85-520
Fumble Returns-Yards	1-3	0-0
Punt Returns-Yards	0-0	3-16
Kickoff Returns-Yards	2-49	2-68
Interception Returns-Yards	0-0	0-0
Punts (No-Avg)	9-38.2	4-42.2
Fumbles-Lost	0-0	2-1
Penalties-Yards	13-116	10-95
Possession Time	21:39	38:21
Third-Down Conversions	6-18	7-18
Fourth-Down Conversions	0-3	1-3
Red-Zone Scores-Chances	0-1	5-8
Sacks By: Number-Yards	3-21	2-16

RUSHING: UNCC—Phillips 9-12; Washington 3-6; Johnson 2-6; Duke 1-5; Klugh 3-(-10); Olsen 1-(-11). UTSA—Williams, J 19-48; Rhodes 13-47; Guidry 1-12; Sturm 8-9; White 1-3; Winnegan 1-1; Team 1-(-2); Routsas 1-(-12).

PASSING: UNCC—Klugh 6-20-0-146; Olsen 7-20-0-80; McNeill 2-4-0-3. UTSA—Sturm 18-33-0-286; Johnson 5-7-0-128.

RECEIVING: UNCC—Duke 3-115; Mullen 3-11; Ford II 3-8; Kofa 2-20; Phillips 1-40; Quattlebaum 1-20; LeMay, U 1-9; Washington 1-6. UTSA—Thomas Jr. 5-145; Taylor 4-60; Williams, J 3-54; McNair 3-50; Jones, B 3-43; Rhodes 2-30; Stewart 1-16; Williams, S 1-8; Stephens 1-8.

FUMBLES: UTSA—Routsas 1-1; Winnegan 1-0.



FINAL STANDINGS

West Division					East Division				
Team	Conference	Pct.	Overall	Pct.	Team	Conference	Pct.	Overall	Pct.
Louisiana Tech	6-2	.750	8-5	.615	WKU	7-1	.875	10-3	.769
UTSA	5-3	.625	6-6	.500	Old Dominion	7-1	.875	9-3	.750
Southern Miss	4-4	.500	6-6	.500	Middle Tennessee	5-3	.625	8-4	.667
North Texas	3-5	.375	5-7	.417	FIU	4-4	.500	4-8	.333
Rice	2-6	.250	3-9	.250	Charlotte	3-5	.375	4-8	.333
UTEP	2-6	.250	4-8	.333	Florida Atlantic	2-6	.250	3-9	.250
					Marshall	2-6	.250	3-9	.250

All-Conference USA Teams

Most Valuable Player — Ryan Higgins (QB), Louisiana Tech
Offensive Player of the Year — Carlos Henderson (WR), Louisiana Tech
Defensive Player of the Year — Trey Hendrickson (DE), Florida Atlantic
Special Teams Player of the Year — Carlos Henderson (WR), Louisiana Tech
Newcomer of the Year — Mike White (QB), WKU
Freshman of the Year — *Josiah Tauaefa (LB), UTSA*
Coach of the Year — Skip Holtz, Louisiana Tech

FIRST TEAM

Offense

QB – Ryan Higgins, Sr., Louisiana Tech
 RB – I’Tavius Mathers, Sr., Middle Tennessee
 RB – Aaron Jones, Jr., UTEP
 OL – Darrell Brown, Sr., Louisiana Tech
 OL – Cameron Tom, Sr., Southern Miss
 OL – Will Hernandez, Jr., UTEP
 OL – Max Halpin, Sr., WKU
 OL – Forrest Lamp, Sr., WKU
 TE – Hayden Plinke, Sr., UTEP
 WR – Carlos Henderson, Jr., Louisiana Tech
 WR – Trent Taylor, Sr., Louisiana Tech
 WR – Richie James, So., Middle Tennessee
 WR – Taywan Taylor, Sr., WKU

Defense

DL – Larry Ogunjobi, Sr., Charlotte
 DL – Trey Hendrickson, Sr., Florida Atlantic
 DL – Jaylon Ferguson, So., Louisiana Tech
 DL – Dylan Bradley, Sr., Southern Miss
 LB – TJ Ricks, Sr., Old Dominion
 LB – Emmanuel Ellerbee, Jr., Rice
LB – Josiah Tauaefa, Fr., UTSA
 LB – Keith Brown, Sr., WKU
 DB – Xavier Woods, Sr., Louisiana Tech
 DB – Jeremy Cutrer, Sr., Middle Tennessee
 DB – D’Nerius Antoine, Sr., Southern Miss
 DB – Branden Leston, Sr., WKU

Special Teams

K – Canon Rooker, Jr., Middle Tennessee
 P – Eric Keena, Sr., North Texas
 KR – Carlos Henderson, Jr., Louisiana Tech
 PR – Nacarius Fant, Jr., WKU
 LS – William Eads, Sr., Middle Tennessee

SECOND TEAM

Offense

QB – Mike White, Jr., WKU
 RB – Ito Smith, Jr., Southern Miss
 RB – Anthony Wales, Sr., WKU
 OL – Joseph Brunson, Sr., Louisiana Tech
 OL – O’Shea Dugas, So., Louisiana Tech
 OL – Daniel Stephens, Sr., Middle Tennessee
 OL – Troy Butler, Sr., Old Dominion
 OL – Darrell Williams, Jr., Sr., WKU
 TE – Jonnu Smith, Sr., FIU
 WR – Zach Pascal, Sr., Old Dominion
 WR – Nicholas Norris, Sr., WKU

Defense

DL – Rashaad Coward, Sr., Old Dominion
 DL – Oshane Ximines, So., Old Dominion
DL – Marcus Davenport, Jr., UTSA
 DL – Omarius Bryant, Sr., WKU
 LB – Anthony Wint, Jr., FIU
 LB – Jordan Harris, Sr., Louisiana Tech
 LB – Alvin Jones, Jr., UTEP
 DB – Kishawn McClain, Jr., North Texas
 DB – Brandon Addison, Jr., Old Dominion
DB – Michael Egwuagu, Sr., UTSA
 DB – Joe Brown, Jr., WKU

Special Teams

K – Jonathan Barnes, Jr., Louisiana Tech
 K – Parker Shaunfield, So., Southern Miss
 P – Jake Collins, So., WKU
 KR – Kylan Towner, Jr., WKU
 PR – Trent Taylor, Sr., Louisiana Tech
 LS – Darrell Travis, Sr., Louisiana Tech

HONORABLE MENTION (UTSA players only)

Offense

OL – Jevonte Domond, Sr., UTSA
 WR – Josh Stewart, Jr., UTSA

Defense

DB – Jordan Moore, Sr., UTSA

Special Teams

LS – Matt Bayliss, Jr., UTSA





TEAM

RUSHING

Rushes
 Game ____ 59, at Middle Tennessee, 11/5/16
 Season ____ 510, 2015

Rushing Yards
 Game ____ 339, vs. Southern Miss, 10/8/16
 Season ____ 2,105, 2013
 Per Game ____ 175.4, 2013

Rushing Yards Per Attempt
 Game ____ 9.7, vs. Southern Miss, 10/8/16
 Season ____ 4.9, 2013

Rushing Touchdowns
 Game ____ 6, vs. Northwestern Oklahoma State, 9/22/12
 ____ 6, vs. Southern Miss, 10/8/16
 Season ____ 23, 2013

PASSING

Attempts
 Game ____ 52, at Sam Houston State, 10/1/11
 Season ____ 412, 2013

Completions
 Game ____ 36, vs. Houston, 9/28/13
 Season ____ 259, 2013

Passing Yards
 Game ____ 414, vs. Charlotte, 11/26/16
 Season ____ 2,909, 2013
 Per Game ____ 242.4, 2013

Completion Percentage
 Season ____ 62.9 (259-412), 2013

Passing Efficiency
 Season ____ 140.15, 2012

Yards Per Completion
 Game ____ 21.0, vs. Rice, 11/21/15
 Season ____ 12.9, 2016

Passing Touchdowns
 Game ____ 4, at Louisiana Tech, 11/3/12
 ____ 4, vs. Oklahoma State, 9/7/13
 ____ 4, vs. Louisiana Tech, 10/10/15
 ____ 4, vs. UTEP, 10/22/16
 Season ____ 24, 2016

Fewest Interceptions
 Game ____ 0 (34x), last vs. Charlotte, 11/26/16
 Season ____ 7, 2012, 2016

Most Interceptions
 Game ____ 4, vs. Houston, 9/28/13
 Season ____ 13, 2013

TOTAL OFFENSE

Total Offense Yards
 Game ____ 532, vs. Southern Miss, 10/8/16
 Season ____ 5,014, 2013
 Per Game ____ 417.8, 2013

Plays
 Game ____ 95, at Arizona, 9/3/15
 Season ____ 870, 2015
 Per Game ____ 72.5, 2015

Yards Per Play
 Game ____ 11.3, vs. Southern Miss, 10/8/16
 Season ____ 5.98, 2013

First Downs
 Game ____ 31, vs. Oklahoma State, 9/7/13
 ____ 31, at North Texas, 10/31/15
 Season ____ 263, 2013
 Per Game ____ 21.9, 2013

Third-Down Conversions
 Game ____ 14 (of 20), at North Texas, 11/23/13
 Season ____ 84 (of 193), 2016

Fourth-Down Conversions
 Game ____ 4 (of 6), vs. Rice, 10/12/13
 ____ 4 (of 6), at Louisiana Tech, 11/12/16
 Season ____ 12 (of 23), 2016

Fewest Turnovers
 Game ____ 0 (13x), last vs. North Texas, 10/29/16
 Season ____ 15, 2012 (14, 2016)

Most Turnovers
 Game ____ 7, at Oklahoma State, 9/19/15
 Season ____ 23, 2015

Most Fumbles Lost
 Game ____ 5, vs. San Jose State, 10/20/12
 ____ 5, at Oklahoma State, 9/19/15
 Season ____ 12, 2015

Fewest Penalties
 Game ____ 2 (for 30), at New Mexico State, 9/29/12
 ____ 2 (for 20), at Tulsa, 11/2/13
 Season ____ 63 (for 632), 2011

Most Penalties
 Game ____ 15 (for 142), vs. Northwestern Oklahoma State, 9/22/12
 Season ____ 94 (for 913), 2012

SCORING

Points
 Game ____ 56, vs. Northwestern Oklahoma State, 9/22/12
 Season ____ 374, 2012
 Per Game ____ 31.2, 2012

Touchdowns
 Game ____ 8, vs. Northwestern Oklahoma State, 9/22/12
 Season ____ 47, 2012, 2016

Extra Points
 Game ____ 8 (of 8), vs. Northwestern Oklahoma State, 9/22/12
 Season ____ 45 (of 45), 2012

Two-Point Conversions
 Game ____ 1 (6x), last vs. UTEP, 10/22/16
 Season ____ 2, 2011; 2016

Field Goals
 Game ____ 4 (of 4), vs. Bacone, 9/24/11
 ____ 4 (of 4), at South Alabama, 9/1/12
 ____ 4 (of 4), vs. Southern Miss, 11/13/14
 Season ____ 17 (of 21), 2014

Field Goal Percentage
 Season ____ 81.0 (17-21), 2014

Safeties
 Game ____ 1, vs. Arizona, 9/4/14
 ____ 1, at UTEP, 10/3/15
 Season ____ 1, 2014; 1, 2015

SPECIAL TEAMS

Kickoffs
 Game ____ 11, vs. Bacone, 9/24/11
 Season ____ 74, 2012

Touchbacks
 Game ____ 7, at Idaho, 11/17/12
 Season ____ 25, 2015

Kickoff Returns
 Game ____ 10, at Oklahoma State, 9/19/15
 Season ____ 70, 2015

Kickoff Return Yards
 Game ____ 200, at Oklahoma State, 9/19/15
 Season ____ 1,453, 2015

Kickoff Return Average
 Season ____ 23.42, 2011 (23.46, 2016)

Punts
 Game ____ 11, at Oklahoma State, 9/13/14
 ____ 11, vs. UTEP, 10/25/14
 Season ____ 84, 2014

Punt Returns
 Game ____ 7, vs. Alabama State, 9/3/16
 Season ____ 33, 2014

Punt Return Yards
 Game ____ 132, vs. Northwestern Oklahoma State, 9/22/12
 Season ____ 281, 2012

Punt Return Average
 Season ____ 15.61, 2012

Blocked Kicks
 Game ____ 1 (14x), last at Louisiana Tech, 11/12/16
 Season ____ 6, 2011

DEFENSE

Fewest Rushing Yards Allowed
 Game ____ 26, at Houston, 8/29/14
 Season ____ 1,262, 2011
 Per Game ____ 107.8, 2012

Fewest Rushing Attempts Allowed
 Game ____ 19, vs. Charlotte, 11/26/16
 Season ____ 365, 2011

Fewest Rushing Yards Per Attempt Allowed
 Season ____ 3.3, 2012

Fewest Passing Yards Allowed
 Game ____ 84, at New Mexico, 8/31/13
 Season ____ 2,123, 2011
 Per Game ____ 212.3, 2011

Fewest Passing Completions Allowed
 Game ____ 6, vs. Georgia State, 10/29/11
 ____ 6, at New Mexico, 8/31/13
 Season ____ 149, 2011

Total Defense
 Game ____ 167, vs. Northwestern Oklahoma State, 9/22/12
 Season ____ 3,385, 2011
 Per Game ____ 338.5, 2011

Fewest Points Allowed
 Game ____ 3, vs. Northeastern State, 9/3/11
 ____ 3, vs. Northwestern Oklahoma State, 9/22/12
 Season ____ 214, 2011
 Per Game ____ 21.4, 2011

Turnovers Gained
 Game ____ 6, at Houston, 8/29/14
 Season ____ 29, 2012

Turnover Margin
 Season ____ +14 (29/15), 2012

Tackles
 Game ____ 103, at Rice, 11/8/14
 Season ____ 924, 2014

Solo Tackles
 Game ____ 63, vs. Oklahoma State, 9/7/13
 Season ____ 501, 2015

Assisted Tackles
 Game ____ 67, at Rice, 11/8/14
 Season ____ 493, 2014

Tackles For Loss
 Game ____ 11, vs. Bacone, 9/24/11
 Season ____ 72 (for 284), 2016



« TEAM / INDIVIDUAL RECORDS »

Sacks

Game ____ 6, vs. Alabama State, 9/3/16
Season ____ 26 (for 194), 2011
____ 26 (for 156), 2016

Quarterback Hurries

Game ____ 7, at UTEP, 10/3/15
____ 7, vs. Southern Miss, 10/8/16
Season ____ 38, 2016

Forced Fumbles

Game ____ 6, vs. FIU, 10/11/14
Season ____ 16, 2012

Fumbles Recoveries

Game ____ 3 (3x), last vs. FIU, 10/11/14
Season ____ 16, 2012

Interceptions

Game ____ 4, at Houston, 8/29/14
____ 4, at UTEP, 10/3/15
Season ____ 14, 2015

Interception Return Yards

Game ____ 101, vs. Minot State, 11/19/11
Season ____ 218, 2015

Interception Return Touchdowns

Game ____ 2, at UTEP, 10/3/15
Season ____ 2, 2011; 2, 2015

Passes Defended

Game ____ 12, at Houston, 8/29/14
Season ____ 60, 2015

INDIVIDUAL

RUSHING

Rushes

Game ____ 28, Jarveon Williams at UTEP, 10/3/15
Season ____ 191, Jarveon Williams, 2016
Career ____ 458, Jarveon Williams, 2013-16

Rushing Yards

Game ____ 186, Jarveon Williams at Charlotte, 11/14/15
Season ____ 1,042, Jarveon Williams, 2015
Career ____ 2,268, Jarveon Williams, 2013-16

Rushing Yards Per Attempt

Season ____ 10.4, Kam Jones, 2013 (29 attempts)
Career ____ 6.5, Kam Jones, 2011-14 (104 attempts)

Rushing Yards Per Game

Season ____ 94.7, Jarveon Williams, 2015
Career ____ 54.0, Jarveon Williams, 2013-16

100-Yard Rushing Games

Season ____ 4, Jarveon Williams, 2015
Career ____ 7, Jarveon Williams, 2013-16

Rushing Touchdowns

Game ____ 3, Evans Okotcha at Georgia State, 9/15/12
____ 3, Eric Soza at Idaho, 11/17/12
____ 3, Jalen Rhodes vs. Southern Miss, 10/8/16
____ 3, Jarveon Williams at Middle Tennessee, 11/5/16
Season ____ 9, Jalen Rhodes, 2016
Career ____ 20, David Glasco II, 2011-14

Rushing Yards by a Freshman

Game ____ 105, Brandon Armstrong vs. Minot State, 11/19/11
Season ____ 222, Austin Robinson, 2014

Rushing Yards by a Quarterback

Game ____ 102, Eric Soza vs. Northeastern State, 9/3/11
Season ____ 369, Eric Soza, 2013
Career ____ 1,018, Eric Soza, 2011-13

PASSING

Attempts

Game ____ 52, Eric Soza at Sam Houston State, 10/1/11
Season ____ 377, Eric Soza, 2013
Career ____ 966, Eric Soza, 2011-13

Completions

Game ____ 30, Eric Soza at Arizona, 9/14/13
____ 30, Eric Soza at North Texas, 11/23/13
Season ____ 236, Eric Soza, 2013
Career ____ 574, Eric Soza, 2011-13

Passing Yards

Game ____ 332, Blake Bogenschutz at Arizona, 9/3/15
Season ____ 2,719, Eric Soza, 2013
Career ____ 6,952, Eric Soza, 2011-13

Completion Percentage

Game ____ 85.0 (17-20), Eric Soza vs. Louisiana Tech, 11/30/13
Season ____ 62.6 (236-377), Eric Soza, 2013
Career ____ 59.5 (119-200), Tucker Carter, 2013-14

Passing Efficiency

Game ____ 256.6, Eric Soza vs. Northwestern Oklahoma State, 9/22/12
Season ____ 142.2, Eric Soza, 2012
Career ____ 135.2, Dalton Sturm, 2014-16

300-Yard Passing Games

Season ____ 2, Eric Soza, 2013
Career ____ 3, Eric Soza, 2011-13

Passing Touchdowns

Game ____ 4, Eric Soza at Louisiana Tech, 11/3/12
____ 4, Dalton Sturm vs. Louisiana Tech, 10/10/15
Season ____ 20, Eric Soza, 2012
Career ____ 46, Eric Soza, 2011-13

Passing Yards by a Freshman

Game ____ 332, Blake Bogenschutz at Arizona, 9/3/15
Season ____ 897, Blake Bogenschutz, 2015

Consecutive Games with a Touchdown Pass

Career ____ 10, Eric Soza, 2011-12
____ 10, Dalton Sturm, 2015-16

Most Passes Without an Interception

Career ____ 256, Eric Soza, 2012



Eric Soza set numerous UTSA passing records during his three-year career, including consecutive games with a touchdown pass (10) and most passes thrown without an interception (256).

RECEIVING

Receptions

Game ____ 10, Kerry Thomas Jr. at Charlotte, 11/14/15
Season ____ 52, Kerry Thomas Jr., 2015
Career ____ 130, Kam Jones, 2011-14

Receiving Yards

Game ____ 145, Kerry Thomas Jr. vs. Charlotte, 11/26/16
Season ____ 682, Josh Stewart, 2016
Career ____ 1,478, Kam Jones, 2011-14

Yards Per Reception

Season ____ 21.8, Brandon Freeman, 2012
Career ____ 18.9, Josh Stewart, 2016

Receiving Yards Per Game

Season ____ 57.8, Kam Jones, 2011
Career ____ 56.8, Josh Stewart, 2016

100-Yard Receiving Games

Season ____ 3, Kam Jones, 2011
Career ____ 3, Kam Jones, 2011-14

Receiving Touchdowns

Game ____ 2, Cole Hubble at Louisiana Tech, 11/3/12
____ 2, Kenny Bias vs. Oklahoma State, 9/7/13
____ 2, JaBryce Taylor vs. Louisiana Tech, 10/10/15
____ 2, David Morgan II vs. Louisiana Tech, 10/10/15
____ 2, Aaron Grubb vs. Old Dominion, 11/7/15
____ 2, Josh Stewart at Rice, 10/15/16
____ 2, Kerry Thomas Jr. vs. UTEP, 10/22/16
Season ____ 8, Kerry Thomas Jr., 2016
Career ____ 13, Kerry Thomas Jr., 2014-16

Receiving Yards by a Freshman

Game ____ 120, Kam Jones at McNeese St., 11/12/11
Season ____ 578, Kam Jones, 2011

Consecutive Games with a Reception

Career ____ 24, Kam Jones, 2012-14

MISCELLANEOUS

Total Offense Yards

Game ____ 359, Blake Bogenschutz at Arizona, 9/3/15
Season ____ 3,088, Eric Soza, 2013
Career ____ 7,970, Eric Soza, 2011-13

All-Purpose Yards

Game ____ 203, Kam Jones vs. Oklahoma State, 9/7/13
Season ____ 1,109, Jarveon Williams, 2015
Career ____ 3,329, Jarveon Williams, 2013-16

Consecutive Games Played

Career ____ 46, Seth Grubb, 2011-14
____ 46, Nate Leonard, 2011-14
____ 46, Ashaad Mabry, 2011-14
____ 46, Marcellus Mack, 2011-14
____ 46, Josiah Monroe, 2011-14
____ 46, Triston Wade, 2011-14

Consecutive Games Started

Career ____ 46, Nate Leonard, 2011-14

SCORING

Points

Game ____ 18, Evans Okotcha at Georgia State, 9/15/12
____ 18, Eric Soza at Idaho, 11/17/12
____ 18, Kenny Bias vs. Oklahoma State, 9/7/13
____ 18, Jalen Rhodes vs. Southern Miss, 10/8/16
____ 18, Jarveon Williams at Middle Tennessee, 11/5/16
Season ____ 66, Evans Okotcha, 2012
Career ____ 134, David Glasco II, 2011-14

Points by a Kicker

Game ____ 18, Sean Ianno vs. Bacone, 9/24/11
Season ____ 71, Sean Ianno, 2013
____ 71, Victor Falcon, 2016
Career ____ 256, Sean Ianno, 2011-14

« INDIVIDUAL RECORDS »



Kristian Stern is UTSA's career punting average record holder (40.8).

Touchdowns Scored

Game ____ 3, Evans Okotcha at Georgia State, 9/15/12
 ____ 3, Eric Soza at Idaho, 11/17/12
 ____ 3, Kenny Bias vs. Oklahoma State, 9/7/13
 ____ 3, Jalen Rhodes vs. Southern Miss, 10/8/16
 Season ____ 11, Evans Okotcha, 2012
 Career ____ 22, David Glasco II, 2011-14

Touchdowns Responsible For

Season ____ 26, Eric Soza, 2012
 Career ____ 62, Eric Soza, 2011-13

Extra Points Made

Game ____ 7, Sean Ianno vs. Minot State, 11/19/11
 ____ 7, Kristian Stern vs. Northwestern Oklahoma State, 9/22/12
 ____ 7, Sean Ianno vs. UAB, 10/26/13
 ____ 7, Victor Falcon vs. Southern Miss, 10/8/16
 Season ____ 41, Victor Falcon, 2016
 Career ____ 109, Sean Ianno, 2011-14

Extra Points Attempted

Season ____ 41, Victor Falcon, 2016
 Career ____ 111, Sean Ianno, 2011-14

Consecutive Extra Points Made

Career ____ 101, Sean Ianno, 2011-14

Field Goals

Game ____ 4, Sean Ianno vs. Bacone, 9/24/11
 ____ 4, Sean Ianno at South Alabama, 9/1/12
 ____ 4, Sean Ianno vs. Southern Miss, 11/13/14
 Season ____ 17, Sean Ianno, 2014
 Career ____ 49, Sean Ianno, 2011-14

SPECIAL TEAMS

Kickoffs

Game ____ 10, Sean Ianno vs. Bacone, 9/24/11
 Season ____ 64, Daniel Portillo, 2016
 Career ____ 157, Sean Ianno, 2011-14

Touchbacks

Game ____ 7, Josh Ward at Idaho, 11/17/12
 Season ____ 24, Daniel Portillo, 2016
 Career ____ 49, Sean Ianno, 2011-14

Kickoff Returns

Game ____ 9, Matt Guidry at Louisiana Tech, 11/12/16
 Season ____ 36, Brett Winnegan, 2015
 Career ____ 49, Brett Winnegan, 2015-16

Kickoff Return Yards

Game ____ 188, Matt Guidry at Louisiana Tech, 11/12/16
 Season ____ 747, Brett Winnegan, 2015
 Career ____ 1,058, Brett Winnegan, 2015-16

Kickoff Return Average

Season ____ 27.3, Kam Jones, 2014
 Career ____ 24.9, Kenny Harrison, 2011-14

Kickoff Return Touchdowns

none

Punts

Game ____ 11, Kristian Stern at Oklahoma State, 9/13/14
 ____ 11, Kristian Stern vs. UTEP, 10/25/14
 Season ____ 83, Kristian Stern, 2014
 Career ____ 172, Kristian Stern, 2011-14

Punting Average

Game ____ 49.3, Kristian Stern at UC Davis, 10/15/11
 Season ____ 41.9, Yannis Routsas, 2016
 Career ____ 40.8, Kristian Stern, 2011-14

Punt Returns

Game ____ 7, JaBryce Taylor vs. Alabama State, 9/3/16
 Season ____ 24, Kenny Harrison, 2014
 Career ____ 43, Kenny Harrison, 2011-14

Punt Return Yards

Game ____ 81, Kenny Harrison vs. Texas State, 11/24/12
 Season ____ 208, Kenny Harrison, 2012
 Career ____ 377, Kenny Harrison, 2011-14

Punt Return Average

Season ____ 17.3, Kenny Harrison, 2012
 Career ____ 8.8, Kenny Harrison, 2011-14

Punt Return Touchdowns

Game ____ 1, Kenny Harrison vs. Texas State, 11/24/12
 Season ____ 1, Kenny Harrison, 2012
 Career ____ 1, Kenny Harrison, 2011-14

DEFENSE

Total Tackles

Game ____ 16, Cody Rogers at McNeese State, 11/12/11
 Season ____ 104, Josiah Tauaefa, 2016
 Career ____ 293, Triston Wade, 2011-14

Solo Tackles

Game ____ 11, Duke Wheeler at Charlotte, 11/14/15
 Season ____ 62, Duke Wheeler, 2015
 Career ____ 169, Triston Wade, 2011-14

Assisted Tackles

Game ____ 13, Josiah Tauaefa at Old Dominion, 9/24/16
 Season ____ 62, Brandon Reeves, 2012
 Career ____ 144, Drew Douglas, 2012-15

Tackles For Loss

Game ____ 4.5, Robert Singletary vs. FIU, 10/11/14
 Season ____ 11.0, Jason Neill, 2015
 ____ 11.0, La'Kel Bass, 2016
 Career ____ 23.5, Jason Neill, 2011-12, '14-15

Sacks

Game ____ 4, Marlon Smith vs. McMurry, 9/10/11
 Season ____ 8.5, Jason Neill, 2015
 Career ____ 14.0, Jason Neill, 2011-12, '14-15

Quarterback Hurries

Game ____ 4, Jason Neill vs. Northwestern Oklahoma State, 9/22/12
 Season ____ 8, Marcus Davenport, 2016
 Career ____ 17, Jason Neill, 2011-12, '14-15

Forced Fumbles

Game ____ 2, Robert Singletary vs. FIU, 10/11/14
 ____ 2, Michael Egwuagu at Rice, 10/15/16
 Season ____ 4, Nic Johnston, 2012
 ____ 4, Triston Wade, 2012
 ____ 4, Robert Singletary, 2014
 Career ____ 8, Triston Wade, 2011-14

Fumble Recoveries

Game ____ 2, Nic Johnston vs. Bacone, 9/24/11
 Season ____ 3, Nic Johnston, 2011
 Career ____ 6, Triston Wade, 2011-14

Fumble Return Touchdowns

Game ____ 1, Crosby Adams III vs. UAB, 10/26/13
 ____ 1, Nic Johnston at Tulsa, 11/2/13
 ____ 1, Steven Kurfels vs. San Jose State, 10/20/12
 Season ____ 1, Steven Kurfels, 2012
 ____ 1, Crosby Adams III, 2013
 ____ 1, Nic Johnston, 2013
 Career ____ 1, Crosby Adams, 2011-14
 ____ 1, Nic Johnston, 2011-14
 ____ 1, Steven Kurfels, 2011-13

Interceptions

Game ____ 2, Triston Wade at Tulsa, 11/2/13
 ____ 2, Nate Gaines at UTEP, 10/3/15
 ____ 2, Bennett Okotcha at Southern Miss, 10/17/15
 Season ____ 4, Erik Brown, 2012
 ____ 4, Triston Wade, 2012
 ____ 4, Triston Wade, 2014
 ____ 4, Bennett Okotcha, 2015
 Career ____ 12, Triston Wade, 2011-14

Interception Return Yards

Game ____ 93, Triston Wade at Tulsa, 11/2/13
 Season ____ 93, Triston Wade, 2013
 Career ____ 195, Triston Wade, 2011-14

Interception Return Touchdowns

Game ____ 2, Michael Egwuagu at UTEP, 10/3/15
 Season ____ 2, Michael Egwuagu, 2015
 Career ____ 2, Michael Egwuagu, 2013-15
 ____ 2, Triston Wade, 2011-14

Passes Defended

Game ____ 4, Nate Gaines at UTEP, 10/3/15
 Season ____ 16, Erik Brown, 2012
 Career ____ 35, Triston Wade, 2011-14



Jason Neill set UTSA career records with 23.5 tackles for loss, 14 sacks and 17 quarterback hurries.

« LONGEST PLAYS / GAME SUPERLATIVES »

LONGEST PLAYS

Yards	Player	Play	TD	Opponent	Date
92	Jarveon Williams	Rush	N	vs. Southern Miss	10/8/16
87	Kam Jones	Kickoff Return	N	at Florida Atlantic	9/27/14
85	Jarveon Williams	Rush	Y	vs. Colorado State	9/26/15
84	Kenny Harrison	Kickoff Return	N	at Georgia State	9/15/12
84	Kam Jones	Rush	Y	at Tulsa	11/2/13
82	Kenny Bias	Reception	Y	at New Mexico State	9/29/12
82	Triston Wade	Interception Return	Y	at Tulsa	11/2/13
82	Michael Egwuagu	Blocked FG Return	Y	at Louisiana Tech	11/12/16
80	Jalen Rhodes	Rush	Y	vs. Southern Miss	10/8/16
79	Kenny Harrison	Punt Return	Y	vs. Texas State	11/24/12

LONGEST RUSHES

Yards	Player	TD	Opponent	Date
92	Jarveon Williams	N	vs. Southern Miss	10/8/16
85	Jarveon Williams	Y	vs. Colorado State	9/26/15
84	Kam Jones	Y	at Tulsa	11/2/13
80	Jalen Rhodes	Y	vs. Southern Miss	10/8/16
78	Jarveon Williams	Y	vs. Rice	11/21/15
77	Evans Okotcha	Y	vs. Minot State	11/17/11
70	David Glasco II	N	Southern Miss	11/13/14
68	Brandon Armstrong	Y	vs. Tulane	11/9/13
68	Jarveon Williams	N	at Charlotte	11/14/15
53	Austin Robinson	Y	at Louisiana Tech	10/18/14

LONGEST PASSES

Yards	Player	TD	Opponent	Date
82	Eric Soza (to Kenny Bias)	Y	at New Mexico State	9/29/12
77	Dalton Sturm (to Josh Stewart)	N	vs. Southern Miss	10/8/16
75	Dalton Sturm (to Josh Stewart)	Y	at Rice	10/15/16
73	Dalton Sturm (to Kerry Thomas Jr.)	Y	vs. Charlotte	11/26/16
71	Dalton Sturm (to Kerry Thomas Jr.)	Y	vs. Southern Miss	10/8/16
69	Ryan Polite (to Evans Okotcha)	Y	vs. San Jose State	10/20/12
67	Eric Soza (to Kenny Bias)	Y	vs. Oklahoma State	9/7/13
63	Eric Soza (to David Morgan II)	N	vs. Northeastern State	9/3/11
63	Eric Soza (to Brandon Freeman)	Y	vs. Bacone	9/24/11
62	Eric Soza (to Seth Grubb)	N	vs. Tulane	11/9/13

LONGEST KICKOFF RETURNS

Yards	Player	TD	Opponent	Date
87	Kam Jones	N	at Florida Atlantic	9/27/14
84	Kenny Harrison	N	at Georgia State	9/15/12
57	Matt Guidry	N	at Middle Tennessee	11/5/16
48	Matt Guidry	N	vs. Charlotte	11/26/16
41	Kenny Harrison	N	vs. Bacone	9/24/11

LONGEST PUNT RETURNS

Yards	Player	TD	Opponent	Date
79	Kenny Harrison	Y	vs. Texas State	11/24/12
62	Kenny Harrison	N	vs. Oklahoma State	9/7/13
54	Kenny Harrison	N	vs. Northwestern Oklahoma State	9/22/12
54	Aaron Grubb	N	vs. Northwestern Oklahoma State	9/22/12
36	Matt Guidry	N	at Louisiana Tech	11/12/16
34	Kenny Harrison	N	vs. Arizona	9/4/14
31	Kenny Harrison	N	at Oklahoma State	9/13/14

LONGEST INTERCEPTION RETURNS

Yards	Player	TD	Opponent	Date
82	Triston Wade	Y	at Tulsa	11/2/13
67	Jason Neill	Y	vs. Minot State	11/17/11
40	Michael Egwuagu	Y	at UTEP	10/3/15
38	Triston Wade	Y	vs. Northwestern Oklahoma State	9/22/12
36	Mauricio Sanchez	N	at Houston	8/29/14
32	Trevor Baker	N	at UTEP	10/3/15
30	Trevor Baker	N	vs. Louisiana Tech	10/10/15

LONGEST FUMBLE RETURNS

Yards	Player	TD	Opponent	Date
59	Michael Egwuagu	N	vs. North Texas	10/29/16
50	Steven Kurfahs	Y	vs. San Jose State	10/20/12
16	Crosby Adams III	Y	vs. UAB	10/26/13
16	Crosby Adams III	N	vs. Tulane	11/9/13
12	Sean Luchnick	N	vs. Northwestern Oklahoma State	9/22/12

LONGEST FIELD GOALS

Yards	Player	Opponent	Date
53	Sean Ianno	at Florida Atlantic	9/27/14
51	Sean Ianno	at South Alabama	9/1/12
51	Daniel Portillo	vs. Kansas State	9/12/15
48	Sean Ianno	vs. South Alabama	10/8/11
47	Sean Ianno	at South Alabama	9/1/12
46	Sean Ianno	vs. Texas A&M-Commerce	9/8/12
45	Sean Ianno	vs. Bacone	9/24/11
45	Victor Falcon	vs. Southern Miss	10/8/16

LONGEST PUNTS

Yards	Player	Opponent	Date
69	Kristian Stern	at Oklahoma State	9/13/14
62	Yannis Routsas	at UTEP	10/3/15
60	Kristian Stern	at Tulsa	11/2/13
60	Yannis Routsas	at Old Dominion	9/24/16

LONGEST PLAYS AGAINST

* longest of each type of play

Yards	Player	Play	TD	Team	Date
100	Autrey Golden	Kickoff Return	Y	UTEP	9/21/13
96	William Jackson	Interception Return	Y	Houston	9/28/13
85	Cayleb Jones	Anu Solomon Pass	Y	Arizona	9/4/14
80	Mason Fine	Rush	Y	North Texas	10/29/16
78	Brandon Wilson	Blocked FG Return	Y	Houston	9/28/13
65	Ryan Allen	Punt	—	Louisiana Tech	11/3/12
62	Brady Meason	Punt Return	N	Southern Utah	9/17/11
54	Zane Gonzalez	Field Goal	—	Arizona State	9/16/16
45	SaQwan Edwards	Fumble Return	Y	New Mexico	8/31/13
45	Kishawn McClain	Fumble Return	Y	North Texas	10/31/15

100-YARD RUSHING GAMES (15)

Yards	Player	Aff	Opponent	Date
186	Jarveon Williams	19	at Charlotte	11/14/15
170	Jarveon Williams	13	vs. Colorado State	9/26/15
165	Jalen Rhodes	14	vs. Southern Miss	10/8/16
163	Jarveon Williams	22	vs. Rice	11/21/15
135	David Glasco II	21	at Tulsa	11/2/13
133	Jarveon Williams	28	at UTEP	10/3/15
122	Jarveon Williams	15	vs. Southern Miss	10/8/16
109	Jarveon Williams	21	at Middle Tennessee	11/5/16
108	David Glasco II	16	vs. Southern Miss	11/13/14
106	Evans Okotcha	8	vs. Bacone	9/24/11
105	Brandon Armstrong	10	vs. Minot State	11/19/11
105	Evans Okotcha	26	vs. Louisiana Tech	11/30/13
104	Evans Okotcha	16	at North Texas	11/23/13
104	Jarveon Williams	21	vs. UTEP	10/22/16
102	Eric Soza	14	vs. Northeastern State	9/3/11

300-YARD PASSING GAMES (5)

Yards	Player	Comp-Att-Int	Opponent	Date
332	Blake Bogenschutz	25-43-1	at Arizona	9/3/15
316	Eric Soza	29-40-3	vs. Houston	9/28/13
314	Eric Soza	23-41-0	at Louisiana Tech	11/3/12
308	Eric Soza	24-41-2	vs. Oklahoma State	9/7/13
302	Ryan Polite	20-32-1	vs. San Jose State	10/20/12

100-YARD RECEIVING GAMES (9)

Yards	Player	Rec	Opponent	Date
145	Kerry Thomas Jr.	5	vs. Charlotte	11/26/16
120	Kam Jones	8	at McNeese State	11/12/11
113	Josh Stewart	7	at Louisiana Tech	11/12/16
109	David Morgan II	9	at Arizona	9/3/15
108	Brandon Freeman	5	at UC Davis	10/15/11
103	Kam Jones	7	at Sam Houston State	10/1/11
103	Kam Jones	5	vs. South Alabama	10/8/11
103	Josh Stewart	2	at Rice	10/15/16
101	Cole Hubble	3	at Louisiana Tech	11/3/12



RUSHING

Rushes

1. Jarveon Williams	191	2016
2. Jarveon Williams	173	2015
3. David Glasco II	150	2014
4. Jalen Rhodes	142	2016
5. Dalton Sturm	128	2015

Rushing Yards

1. Jarveon Williams	1,042	2015
2. Jarveon Williams	775	2016
3. Jalen Rhodes	756	2016
4. David Glasco II	570	2014
5. David Glasco II	537	2012

Rushing Yards Per Attempt

1. Kam Jones	10.4	2013
2. Brandon Armstrong	8.1	2013
3. Brandon Armstrong	6.8	2011
4. Evans Okotcha	6.5	2011
5. Kam Jones	6.2	2012

Rushing Yards Per Game

1. Jarveon Williams	94.7	2015
2. Jalen Rhodes	68.7	2016
3. Jarveon Williams	64.6	2016
4. David Glasco II	49.6	2013
5. David Glasco II	47.5	2014

Rushing Touchdowns

1. Jalen Rhodes	9	2016
2. Evans Okotcha	8	2012
Jarveon Williams	8	2015
Jarveon Williams	8	2016
5. Eric Soza	7	2013

PASSING

Passing Attempts

1. Eric Soza	377	2013
2. Eric Soza	307	2011
3. Eric Soza	282	2012
4. Dalton Sturm	273	2016
5. Dalton Sturm	212	2015

Passing Completions

1. Eric Soza	236	2013
2. Eric Soza	172	2011
3. Eric Soza	166	2012
4. Dalton Sturm	159	2016
5. Dalton Sturm	125	2015

Passing Yards

1. Eric Soza	2,719	2013
2. Eric Soza	2,148	2011
3. Eric Soza	2,085	2012
4. Dalton Sturm	2,052	2016
5. Dalton Sturm	1,354	2015

Passing Yards Per Game

1. Eric Soza	226.6	2013
2. Eric Soza	214.8	2011
3. Eric Soza	208.5	2012
4. Blake Bogenschutz	179.4	2015
5. Dalton Sturm	171.0	2016

Completion Percentage

1. Eric Soza	62.6	2013
2. Blake Bogenschutz	59.1	2015
3. Dalton Sturm	59.0	2015
4. Eric Soza	58.9	2012
5. Dalton Sturm	58.2	2016

Passing Efficiency

1. Eric Soza	142.2	2012
2. Dalton Sturm	139.5	2016
3. Jared Johnson	132.8	2016
4. Eric Soza	127.9	2013
5. Dalton Sturm	126.2	2015



Jarveon Williams holds UTSA single-season rushing records for yards (1,042), attempts (191) and yards per game (94.7).

Passing Touchdowns

1. Eric Soza	20	2012
2. Dalton Sturm	18	2016
3. Eric Soza	14	2011
4. Dalton Sturm	13	2015
5. Eric Soza	12	2013

RECEIVING

Receptions

1. Kerry Thomas Jr.	52	2015
2. David Morgan II	45	2015
3. Aaron Grubb	42	2015
4. Kam Jones	39	2011
5. Josh Stewart	36	2016

Receiving Yards

1. Josh Stewart	682	2016
2. Kam Jones	578	2011
3. David Morgan II	566	2015
4. Kerry Thomas Jr.	541	2015
5. Kerry Thomas Jr.	510	2016

Yards Per Reception

1. Brandon Freeman	21.8	2012
2. Kenny Bias	20.9	2013
3. Cole Hubble	20.5	2012
4. Josh Stewart	18.9	2016
5. Kenny Bias	18.2	2012

Receiving Yards Per Game

1. Kam Jones	57.8	2011
2. Josh Stewart	56.8	2016
3. David Morgan II	47.2	2015
4. Kerry Thomas Jr.	45.1	2015
5. Kerry Thomas Jr.	42.5	2016

Receiving Touchdowns

1. Kerry Thomas Jr.	8	2016
2. David Morgan II	5	2015
Josh Stewart	5	2016
4. Brandon Freeman	4	2011
Cole Hicks	4	2012
Cole Hubble	4	2012
Kerry Thomas Jr.	4	2015

MISCELLANEOUS YARDS

Total Offense Yards

1. Eric Soza	3,088	2013
2. Eric Soza	2,449	2012
3. Eric Soza	2,433	2011
4. Dalton Sturm	2,315	2016
5. Dalton Sturm	1,715	2015

Total Offense Yards Per Game

1. Eric Soza	257.3	2013
2. Eric Soza	244.9	2012
3. Eric Soza	243.3	2011
4. Dalton Sturm	192.9	2016
5. Blake Bogenschutz	184.8	2015

All-Purpose Yards

1. Jarveon Williams	1,109	2015
2. Kam Jones	1,079	2013
3. Jarveon Williams	987	2016
4. Jalen Rhodes	916	2016
5. Kam Jones	881	2011

All-Purpose Yards Per Game

1. Jarveon Williams	100.8	2015
2. Kam Jones	98.1	2013
3. Jarveon Williams	95.6	2014
4. Kam Jones	88.1	2011
5. Jalen Rhodes	83.3	2016

SCORING

Points

1. Evans Okotcha	66	2012
2. Jalen Rhodes	60	2016
3. Jarveon Williams	48	2015
Kerry Thomas Jr.	48	2016
Jarveon Williams	48	2016

Points by a Kicker

1. Sean Ianno	71	2013
Victor Falcon	71	2016
2. Sean Ianno	70	2014
3. Sean Ianno	64	2011
5. Daniel Portillo	57	2015

Touchdowns

1. Evans Okotcha	11	2012
2. Jalen Rhodes	10	2016
3. Jarveon Williams	8	2015
Kerry Thomas Jr.	8	2016
Jarveon Williams	8	2016

Touchdowns Responsible For

1. Eric Soza	26	2012
2. Dalton Sturm	22	2016
3. Eric Soza	19	2013
4. Eric Soza	17	2011
5. Dalton Sturm	14	2015

Extra Points

1. Victor Falcon	41	2016
Sean Ianno	38	2013
3. Sean Ianno	31	2011
4. Daniel Portillo	27	2015
5. Kristian Stern	24	2012

Field Goals

1. Sean Ianno	17	2014
2. Sean Ianno	11	2011
Sean Ianno	11	2013
4. Sean Ianno	10	2012
Daniel Portillo	10	2015
Victor Falcon	10	2016



« SINGLE-SEASON LISTS »

SPECIAL TEAMS

Kickoffs

1. Daniel Portillo	64	2016
2. Sean Ianno	60	2013
3. Sean Ianno	42	2011
4. Daniel Portillo	41	2015
5. Sean Ianno	33	2014

Touchbacks

1. Daniel Portillo	24	2016
2. Sean Ianno	21	2013
3. Sean Ianno	16	2014
Daniel Portillo	16	2015
5. Victor Falcon	9	2015

Kickoff Returns

1. Brett Winnegan	36	2015
2. Derrick Dick	26	2015
3. Kam Jones	21	2013
4. Kenny Harrison	19	2011
5. Matt Guidry	17	2016

Kickoff Return Yards

1. Brett Winnegan	747	2015
2. Derrick Dick	592	2015
3. Kenny Harrison	510	2011
4. Kam Jones	432	2013
5. Matt Guidry	408	2016

Kickoff Return Average

1. Kam Jones	27.3	2014
2. Kenny Harrison	26.8	2011
3. Kam Jones	24.4	2011
4. Matt Guidry	24.0	2016
5. Brett Winnegan	23.9	2016

Punts

1. Kristian Stern	83	2014
2. Yannis Routsas	67	2016
3. Yannis Routsas	63	2015
4. Kristian Stern	50	2013
5. Josh Ward	30	2011

Punting Average

1. Yannis Routsas	41.9	2016
2. Kristian Stern	41.2	2014
3. Kristian Stern	40.9	2011
4. Kristian Stern	40.4	2013
5. Kristian Stern	39.7	2012

Punt Returns

1. Kenny Harrison	24	2012
2. JaBryce Taylor	18	2016
3. Derrick Dick	16	2015
4. Kenny Harrison	12	2012
5. Erik Brown	11	2011

Punt Return Yards

1. Kenny Harrison	208	2012
2. Kenny Harrison	118	2014
3. JaBryce Taylor	83	2016
4. Erik Brown	75	2011
Derrick Dick	75	2015

Punt Return Average

1. Kenny Harrison	17.3	2012
2. Aaron Grubb	14.3	2012
3. Kenny Harrison	7.3	2013
4. Erik Brown	6.8	2011
5. Kenny Harrison	4.9	2014

Blocked Kicks

1. Charles Wort	2	2012
2. 12 players	1	—

DEFENSE

Total Tackles

1. Josiah Tauaefa	104	2016
2. Brandon Reeves	95	2012
3. Triston Wade	94	2013
4. Duke Wheeler	93	2015
5. Triston Wade	86	2014

Solo Tackles

1. Duke Wheeler	62	2015
2. Triston Wade	49	2013
3. Nate Gaines	48	2015
4. Triston Wade	47	2014
5. Nic Johnston	45	2012
Triston Wade	45	2012

Assisted Tackles

1. Brandon Reeves	62	2012
2. Josiah Tauaefa	61	2016
3. Jens Jeters	51	2014
4. Drew Douglas	50	2015
5. La'Kel Bass	48	2016

Tackles For Loss

1. Jason Neill	11.0	2015
La'Kel Bass	11.0	2016
2. Marlon Smith	10.0	2011
Cody Rogers	10.0	2014
Marcus Davenport	10.0	2016

Sacks

1. Jason Neill	8.5	2015
2. Marlon Smith	8.0	2011
3. Marcus Davenport	6.5	2016
4. Brandon Reeves	6.0	2011
5. Codie Brooks	5.0	2013
Robert Singletary	5.0	2014
La'Kel Bass	5.0	2016
Josiah Tauaefa	5.0	2016

Quarterback Hurries

1. Marcus Davenport	8	2016
2. Jason Neill	7	2012
Josiah Tauaefa	7	2016
4. Marlon Smith	5	2011
Cody Rogers	5	2013
Drew Douglas	5	2015
Jason Neill	5	2015

Forced Fumbles

1. Nic Johnston	4	2012
Triston Wade	4	2012
Robert Singletary	4	2014
4. Triston Wade	3	2011
5. 10 players	2	—

Fumble Recoveries

1. Nic Johnston	3	2011
2. Triston Wade	2	2011
Brandon Reeves	2	2012
Triston Wade	2	2012
Crosby Adams III	2	2013
Jens Jeters	2	2014
Triston Wade	2	2014
Duke Wheeler	2	2014
Andrew Martel	2	2016
La'Kel Bass	2	2016



Josiah Tauaefa broke UTSA's single-season tackles mark en route to being named Conference USA Freshman of the Year.

Interceptions

1. Erik Brown	4	2012
Triston Wade	4	2012
Triston Wade	4	2014
Bennett Okotcha	4	2015
5. Trevor Baker	3	2015
Michael Egwuagu	3	2015
Nate Gaines	3	2015

Interception Return Yards

1. Triston Wade	93	2013
2. Trevor Baker	85	2015
3. Michael Egwuagu	83	2015
4. Jason Neill	67	2011
5. Triston Wade	56	2012

Interception Return Touchdowns

1. Michael Egwuagu	2	2015
2. Steven Kurfehs	1	2011
Jason Neill	1	2011
Triston Wade	1	2012
Triston Wade	1	2013

Passes Defended

1. Erik Brown	16	2012
2. Triston Wade	14	2014
Bennett Okotcha	14	2015
4. Triston Wade	11	2012
Bennett Okotcha	11	2013



RUSHING

Rushes

1. Jarveon Williams	458	2013-16
2. David Glasco II	400	2011-14
3. Eric Soza	259	2011-13
4. Evans Okotcha	249	2011-13
5. Dalton Sturm	231	2014-16

Rushing Yards

1. Jarveon Williams	2,268	2013-16
2. David Glasco II	1,752	2011-14
3. Evans Okotcha	1,162	2011-13
4. Eric Soza	1,018	2011-13
5. Jalen Rhodes	998	2015-16

Rushing Yards Per Attempt

1. Kam Jones	6.5	2011-14
2. Aaron Grubb	6.3	2012-15
3. Brandon Armstrong	5.5	2011-14
4. Brian Vaughn	5.3	2012-13, '15
5. Jarveon Williams	5.0	2013-16

Rushing Yards Per Game

1. Jarveon Williams	54.0	2013-16
2. Jalen Rhodes	43.4	2015-16
3. David Glasco II	39.8	2011-14
4. Evans Okotcha	35.2	2011-13
5. Eric Soza	31.8	2011-13

Rushing Touchdowns

1. David Glasco II	20	2011-14
2. Jarveon Williams	19	2013-16
3. Eric Soza	16	2011-13
4. Evans Okotcha	14	2011-13
5. Jalen Rhodes	12	2015-16

PASSING

Passing Attempts

1. Eric Soza	966	2011-13
2. Dalton Sturm	488	2014-16
3. Tucker Carter	200	2013-14
4. Blake Bogenschutz	176	2014-15
5. Austin Robinson	146	2014

Passing Completions

1. Eric Soza	574	2011-13
2. Dalton Sturm	287	2014-16
3. Tucker Carter	119	2013-14
4. Blake Bogenschutz	103	2014-15
5. Austin Robinson	81	2014

Passing Yards

1. Eric Soza	6,952	2011-13
2. Dalton Sturm	3,465	2014-16
3. Tucker Carter	1,273	2013-14
4. Blake Bogenschutz	1,179	2014-15
5. Austin Robinson	645	2014

Passing Yards Per Game

1. Eric Soza	217.2	2011-13
2. Dalton Sturm	150.7	2014-16
3. Blake Bogenschutz	147.4	2014-15
4. Ryan Polite	120.8	2012
5. Tucker Carter	97.9	2013-14

Completion Percentage

1. Tucker Carter	59.5	2013-14
2. Eric Soza	59.4	2011-13
3. Dalton Sturm	59.1	2014-16
4. Blake Bogenschutz	58.5	2014-15
5. Austin Robinson	55.5	2014

Passing Efficiency

1. Dalton Sturm	135.2	2014-16
2. Jared Johnson	132.8	2016
3. Eric Soza	130.8	2011-13
4. Blake Bogenschutz	115.5	2014-15
5. Tucker Carter	114.2	2013-14



Kam Jones owns UTSA career records for rushing yards per attempt (6.5), receptions (130) and receiving yards (1,478).

Passing Touchdowns

1. Eric Soza	46	2011-13
2. Dalton Sturm	32	2014-16
3. Tucker Carter	5	2013-14
4. Blake Bogenschutz	4	2014-15
Jared Johnson	4	2016

RECEIVING

Receptions

1. Kam Jones	130	2011-14
2. Aaron Grubb	94	2012-15
3. Kenny Harrison	88	2011-14
Kerry Thomas Jr.	88	2014-16
4. David Morgan II	85	2011, '13-15

Receiving Yards

1. Kam Jones	1,478	2011-14
2. Kerry Thomas Jr.	1,132	2014-16
3. David Morgan	1,104	2011, '13-15
4. Aaron Grubb	907	2012-15
5. Brandon Freeman	880	2011-14

Yards Per Reception

1. Josh Stewart	18.9	2016
2. Kenny Bias	18.3	2012-15
3. Seth Grubb	16.9	2011-14
4. Cole Hubble	16.3	2011-14
5. Evans Okotcha	13.7	2011-13
JaBryce Taylor	13.7	2015-16

Receiving Yards Per Game

1. Josh Stewart	56.8	2016
2. Kam Jones	32.8	2011-14
3. Kerry Thomas Jr.	32.3	2014-16
4. Brandon Freeman	28.4	2011-14
5. JaBryce Taylor	27.5	2015-16

Receiving Touchdowns

1. Kerry Thomas Jr.	13	2014-16
2. David Morgan II	8	2011, '13-15
3. Kenny Bias	6	2012-15
Cole Hubble	6	2011-14
5. Aaron Grubb	5	2012-15
Kenny Harrison	5	2011-14
Evans Okotcha	5	2011-13
Josh Stewart	5	2016

MISCELLANEOUS

Total Offense Yards

1. Eric Soza	7,970	2011-13
2. Dalton Sturm	4,097	2014-16
3. Jarveon Williams	2,271	2013-16
4. David Glasco II	1,752	2011-14
5. Tucker Carter	1,301	2013-14

Total Offense Yards Per Game

1. Eric Soza	249.1	2011-13
2. Dalton Sturm	178.1	2014-16
3. Blake Bogenschutz	152.8	2014-15
4. Ryan Polite	142.2	2012
5. Austin Robinson	108.4	2014

All-Purpose Yards

1. Jarveon Williams	3,329	2013-16
2. Kam Jones	3,144	2011-14
3. Kenny Harrison	2,179	2011-14
4. David Glasco II	1,861	2011-14
5. Evans Okotcha	1,843	2011-13

All-Purpose Yards Per Game

1. Jarveon Williams	79.3	2013-16
2. Kam Jones	69.9	2011-14
3. Matt Guidry	60.9	2016
4. Derrick Dick	57.2	2015
5. Josh Stewart	56.8	2016

Games Played

1. Seth Grubb	46	2011-14
Nate Leonard	46	2011-14
Ashaad Mabry	46	2011-14
Marcellus Mack	46	2011-14
Josiah Monroe	46	2011-14
Triston Wade	46	2011-14
7. Aaron Grubb	45	2012-15
Scott Inskeep	45	2011-14
Kam Jones	45	2011-14
Ferrington Macon	45	2011-14
Jason Neill	45	2011-12, '14-15
Nate Shaw	45	2011-14

Games Started

1. Nate Leonard	46	2011-14
2. Scott Inskeep	44	2011-14
Cody Harris	43	2011-14
David Glasco II	40	2011-14
Triston Wade	39	2011-14

SCORING

Points

1. David Glasco II	134	2011-14
2. Jarveon Williams	120	2013-16
3. Evans Okotcha	114	2011-13
4. Eric Soza	96	2011-13
5. Jalen Rhodes	78	2015-16
Kerry Thomas Jr.	78	2014-16

Points by a Kicker

1. Sean Ianno	256	2011-14
2. Victor Falcon	73	2015-16
3. Daniel Portillo	58	2014-16
4. Kristian Stern	39	2011-14

Touchdowns

1. David Glasco II	22	2011-14
2. Jarveon Williams	20	2013-16
3. Evans Okotcha	19	2011-13
4. Eric Soza	16	2011-13
5. Jalen Rhodes	13	2015-16
Kerry Thomas Jr.	13	2014-16

Touchdowns Responsible For

1. Eric Soza	62	2011-13
2. Dalton Sturm	37	2014-16
3. David Glasco II	22	2011-14
4. Jarveon Williams	21	2013-16
5. Evans Okotcha	19	2011-13



« CAREER LISTS »

Extra Points

1. Sean Ianno	109	2011-14
2. Victor Falcon	43	2015-16
3. Daniel Portillo	28	2014-16
4. Kristian Stern	24	2011-14

Field Goals

1. Sean Ianno	49	2011-14
2. Daniel Portillo	10	2014-16
Victor Falcon	10	2015-16
4. Kristian Stern	5	2011-14

SPECIAL TEAMS

Kickoffs

1. Sean Ianno	157	2011-14
2. Daniel Portillo	123	2014-16
3. Josh Ward	38	2011-14
4. Victor Falcon	15	2015

Touchbacks

1. Sean Ianno	49	2011-14
2. Daniel Portillo	43	2014-16
3. Josh Ward	29	2011-14
4. Victor Falcon	9	2015

Kickoff Returns

1. Brett Winnegan	49	2015-16
2. Kam Jones	43	2011-14
3. Kenny Harrison	39	2011-14
4. Derrick Dick	26	2015
5. Jarveon Williams	25	2013-16

Kickoff Return Yards

1. Brett Winnegan	1,058	2015-16
2. Kam Jones	989	2011-14
3. Kenny Harrison	969	2011-14
4. Derrick Dick	592	2015
5. Jarveon Williams	531	2013-16

Kickoff Return Average

1. Kenny Harrison	24.9	2011-14
2. Matt Guidry	24.0	2016
3. Kam Jones	23.0	2011-14
4. Derrick Dick	22.8	2015
5. Brett Winnegan	21.6	2015-16

Punts

1. Kristian Stern	172	2011-14
2. Yannis Routsas	130	2015-16
3. Josh Ward	61	2011-14
4. Daniel Portillo	4	2013-16

Punting Average

1. Kristian Stern	40.8	2011-14
2. Yannis Routsas	40.5	2015-16
3. Josh Ward	34.1	2011-14

Punt Returns

1. Kenny Harrison	43	2011-14
2. JaBryce Taylor	20	2015-16
3. Derrick Dick	16	2015
4. Erik Brown	11	2011-12
5. Aaron Grubb	10	2012-15

Punt Return Average

1. Kenny Harrison	8.8	2011-14
2. Aaron Grubb	8.4	2012-15
3. Erik Brown	6.8	2011-12
4. Derrick Dick	4.7	2015
5. JaBryce Taylor	4.3	2015-16

Blocked Kicks

1. Charles Wort	2	2012
2. 12 players	1	—

DEFENSE

Total Tackles

1. Triston Wade	293	2011-14
2. Drew Douglas	242	2012-15
3. Nic Johnston	220	2011-14
4. Steven Kurfehs	214	2011-13
5. Michael Egwuagu	204	2013-16

Solo Tackles

1. Triston Wade	169	2011-14
2. Steven Kurfehs	115	2011-13
3. Nic Johnston	111	2011-14
4. Michael Egwuagu	110	2013-16
5. Drew Douglas	98	2012-15

Assisted Tackles

1. Drew Douglas	144	2012-15
2. Triston Wade	124	2011-14
3. Nic Johnston	109	2011-14
4. Brandon Reeves	104	2011-12
5. Steven Kurfehs	99	2011-13

Tackles For Loss

1. Jason Neill	23.5	2011-12, '14-15
2. Marcus Davenport	20.5	2014-16
3. Nic Johnston	19.0	2011-14
Cody Rogers	19.0	2011-14
5. Michael Egwuagu	16.0	2013-16

Sacks

1. Jason Neill	14.0	2011-12, '14-15
2. Marcus Davenport	13.5	2014-16
3. Cody Rogers	9.0	2011-14
4. Robert Singletary	8.5	2013-14
5. Marlon Smith	8.0	2011

Quarterback Hurries

1. Jason Neill	17	2011-12, '14-15
2. Cody Rogers	14	2011-14
3. Marcus Davenport	13	2014-16
4. Steven Kurfehs	9	2011-13
5. Robert Singletary	8	2013-14

Forced Fumbles

1. Triston Wade	8	2011-14
2. Nic Johnston	7	2011-14
3. Robert Singletary	6	2013-14
4. Michael Egwuagu	3	2013-16
Steven Kurfehs	3	2011-13
Jason Neill	3	2011-12, '14-15
Mauricio Sanchez	3	2011-12, '14-15

Fumble Recoveries

1. Triston Wade	6	2011-14
2. Nic Johnston	4	2011-14
3. Crosby Adams III	3	2011-14
Michael Egwuagu	3	2013-16
Marcellus Mack	3	2011-14
Brandon Reeves	3	2011-12

Interceptions

1. Triston Wade	12	2011-14
2. Michael Egwuagu	6	2013-16
Bennett Okotcha	6	2013-15
4. Crosby Adams III	4	2011-14
Erik Brown	4	2011-12
Nate Gaines	4	2014-16
Nic Johnston	4	2011-14

Interception Return Yards

1. Triston Wade	195	2011-14
2. Michael Egwuagu	98	2013-16
3. Trevor Baker	85	2014-15
4. Jason Neill	67	2011-12, '14-15
Bennett Okotcha	67	2013-15



2014 Jim Thorpe Award semifinalist Triston Wade is the program's career leader in eight categories, including interceptions (12), passes defended (35) and tackles (293).

Interception Return Touchdowns

1. Michael Egwuagu	2	2013-16
Triston Wade	2	2011-14
3. Steven Kurfehs	1	2011-13
Jason Neill	1	2011-12, '14-15

Passes Defended

1. Triston Wade	35	2011-14
2. Bennett Okotcha	30	2013-15
3. Michael Egwuagu	20	2013-16
4. Erik Brown	18	2011-12
5. Crosby Adams III	17	2011-14
Nate Gaines	17	2014-16



TEAM

Points: 69, Oklahoma State, 9/19/15
Touchdowns: 9, Oklahoma State, 9/19/15; Louisiana Tech, 11/12/16
First Downs: 33, Louisiana Tech, 11/3/12
Rushing Attempts: 58, Rice, 10/13/12
Rushing Yards: 301, Rice, 10/13/12
Rushing Touchdowns: 4, South Alabama, 10/8/11; Oklahoma State, 9/19/15
Passing Completions: 35, Oklahoma State, 9/7/13
Passing Attempts: 50, UTEP, 10/3/15; Southern Miss, 10/8/16
Passing Yards: 518, Oklahoma State, 9/7/13
Passing Touchdowns: 6, Oklahoma State, 9/7/13
Total Plays: 89, Southern Miss, 10/8/16
Total Offense: 605, Oklahoma State, 9/7/13
Third-Down Conversions: 12 (of 20), Rice, 11/8/14
Fourth-Down Conversions: 4 (of 5), Charlotte, 11/14/15
Turnovers: 6, Houston, 8/29/14
Tackles For Loss: 13, Marshall, 10/5/13; Charlotte, 11/14/15
Sacks: 6, Colorado State, 9/10/16; Texas A&M, 11/19/16
Forced Fumbles: 4, San Jose State, 10/20/12; Oklahoma State, 9/19/15
Fumble Recoveries: 5, San Jose State, 10/20/12; Oklahoma State, 9/19/15
Interceptions: 4, Houston, 9/28/13
Passes Defended: 10, Marshall, 10/5/13
Safeties: 1, Sam Houston State, 10/1/11; Colorado State, 9/26/15
Extra Points: 9 (of 9), Oklahoma State, 9/19/15; 9 (of 9), Louisiana Tech, 11/12/16
Field Goals: 4, North Texas, 11/29/14; Arizona, 9/4/14; Southern Miss, 10/17/15; Arizona State, 9/16/16
Kickoffs: 12, Oklahoma State, 9/19/15
Touchbacks: 6 (3x), last, Arizona State, 9/16/16
Kickoff Returns: 8 (4x), last, Southern Miss, 10/8/16
Kickoff Return Yards: 155, San Jose State, 10/20/12
Punts: 10 (2x), last, Northwestern Oklahoma State, 9/22/12
Punt Returns: 6, Sam Houston State, 10/1/11
Punt Return Yards: 102, Southern Utah, 9/17/11
Blocked Kicks: 2, McMurry, 9/10/11
Penalties: 15 (for 157), Louisiana Tech, 11/3/12

INDIVIDUAL


Points: 18, Kenneth Dixon, Louisiana Tech, 11/3/12; Walter Dawn, UTEP, 10/22/16; Carlos Henderson, Louisiana Tech, 11/12/16
Touchdowns: 3, Kenneth Dixon, Louisiana Tech, 11/3/12; Walter Dawn, UTEP, 10/22/16; Carlos Henderson, Louisiana Tech, 11/12/16
Rushing Attempts: 30, Nick Wilson, Arizona, 9/4/14; Jasen Oden, Colorado State, 9/26/15
Rushing Yards: 174, Nick Wilson, Arizona, 9/4/14
Longest Rush: 80 (TD), Mason Fine, North Texas, 10/29/16
Rushing Touchdowns: 3, Kenneth Dixon, Louisiana Tech, 11/3/12
Passing Completions: 34, Cody Stroud, McNeese State, 11/10/12
Passing Attempts: 49, Ryan Metz, UTEP, 10/3/15
Passing Yards: 378, David Washington, Old Dominion, 11/7/15
Longest Passing Completion: 85 (TD), Anu Solomon to Cayleb Jones, Arizona, 9/4/14
Passing Touchdowns: 5, Brandon Doughty, WKU, 11/22/14
Total Offense: 447, David Washington, Old Dominion, 11/7/15
Receptions: 13, Darnell Smith, North Texas, 11/23/13; Trent Taylor, Louisiana Tech, 10/10/15
Receiving Touchdowns: 2 (8x), last, Jonathan Duhart, Old Dominion, 9/24/16
Tackles: 16, Derick Mathews, Houston, 8/29/14; Jared Tevis, Arizona, 9/4/14
Tackles For Loss: 4.5, Larry Ogunjobi, Charlotte, 11/14/15; Myles Garrett, Texas A&M, 11/19/16
Sacks: 4.5, Myles Garrett, Texas A&M, 11/19/16
Quarterback Hurries: 2 (14x), last, Alani Latu, Arizona State, 9/16/16
Forced Fumbles: 2 (3x), last Nick Gathrite, UTEP, 10/25/14
Fumble Recoveries: 2, Bene Benwikere, San Jose State, 10/20/12; Deric Robertson, Oklahoma State, 9/19/15
Interceptions: 2, Kenneth Jenkins, Sam Houston State, 10/1/11; Terrell Pinson, Louisiana Tech, 10/18/14
Longest Interception Return: 96 (TD), William Jackson, Houston, 9/28/13
Interception Touchdowns: 1 (7x), last, Bryson Abraham, Louisiana Tech, 10/10/15
Passes Defended: 4 (3x), last, Justice Davila, Old Dominion, 9/24/16
Extra Points: 8 (of 8), Ben Grogan, Oklahoma State, 9/7/13 & 9/19/15; Jonathan Barnes, Louisiana Tech, 11/12/16
Field Goals: 4 (4x), last, Zane Gonzalez, Arizona State, 9/16/16
Longest Field Goal: 54, Zane Gonzalez, Arizona State, 9/16/16
Kickoffs: 10, Ben Grogan, Oklahoma State, 9/19/15; Jonathan Barnes, Louisiana Tech, 11/12/16
Touchbacks: 6 (3x), last, Zane Gonzalez, Arizona State, 9/16/16
Kickoff Returns: 7, Stanley Johnson, Bacone, 9/24/11
Kickoff Return Yards: 155, Tyler Ervin, San Jose State, 10/20/12
Longest Kickoff Return: 100 (TD), Autrey Golden, UTEP, 9/21/13
Punts: 9 (3x), last, Trevor Vincent, Alabama State, 9/3/16
Longest Punt: 65, Ryan Allen, Louisiana Tech, 11/3/12
Punt Returns: 5, Brandon Closner, Sam Houston State, 10/1/11
Punt Return Yards: 103, Brady Measom, Southern Utah, 9/17/11
Longest Punt Return: 62, Brady Measom, Southern Utah, 9/7/11
Blocked Kicks: 1 (9x), last, Austin Orr, North Texas, 10/31/15



« PROGRAM FIRSTS »

FROM INAUGURAL GAME VS. NORTHEASTERN STATE (SEPT. 3, 2011 • ALAMODOME • SAN ANTONIO, TEXAS)

UTSA team captains — Senior S Mark Waters, sophomores LB Steven Kurfehs and QB Eric Soza, freshman WR Kam Jones
Kickoff — Northeastern State's Dylan Beers for 62 yards
Kickoff return — UTSA's Kam Jones for 37 yards to UTSA's 45-yard line
Play from scrimmage — UTSA's Brandon Armstrong rush for 4-yard loss
First down & play of 10 or more yards — UTSA's Eric Soza rush for 19 yards (opening possession)
Pass completion, pass play for 10 or more yards & passing first down — Eric Soza to CheRod Simpson for 13 yards on team's opening possession
Touchdown — Eric Soza rush for 14 yards at 11:35 mark of first quarter
Point after touchdown (PAT) — UTSA's Sean Ianno
First drive — 7 plays, 55 yards, 3:25 time of possession, which resulted in a touchdown
Sack — UTSA's Ferrington Macon for 6-yard loss on Northeastern State's second possession
Three-and-out — UTSA's first defensive possession
Penalty — Defensive offsides by Northeastern State on UTSA's second possession
Passing TD — Eric Soza to Jake Wannamaker for six yards at 6:34 mark of first quarter
Penalty against UTSA — Josh Ward kick out-of-bounds following Roadrunners' second touchdown
Timeout called by UTSA — 3:59 mark in first quarter
Punt by UTSA — Josh Ward for 37 yards on UTSA's fourth possession (returned for seven yards by Nate Robinson)
Field-goal attempt — Sean Ianno for 21 yards, which was good with no time remaining in first half on UTSA's sixth possession
Points allowed by UTSA — Dylan Beers 22-yard field goal at 10:41 mark of third quarter
Punt return — Brandon Armstrong for 12 yards after a 32-yard punt by Cody Lenz at 6:38 mark of third quarter
Play of more than 50 yards — Eric Soza pass to David Morgan II for 63 yards at 5:56 mark of third quarter
Turnover — Mauricio Sanchez forced fumble on first play of fourth quarter, recovered by Crosby Adams
Fumble recovery — Mauricio Sanchez forced fumble on first play of fourth quarter, recovered by Crosby Adams
Win — 31-3 vs. Northeastern State (9/3/11) at Alamodome



Eric Soza scored the first touchdown in program history in the first quarter of UTSA's 31-3 victory against Northeastern State on Sept. 3, 2011.

FROM INAUGURAL SEASON (2011)

First loss and home loss — 24-21 vs McMurry (9/10/11) at Alamodome
Televised game — vs. McMurry (9/10/11) on Longhorn Network
TD allowed by UTSA — Jake Mullin 1-yard run at 13:14 mark of second quarter vs. McMurry (9/10/11)
Blocked FG — Franky Anaya with 2:02 left in second quarter vs. McMurry (9/10/11)
Interception — Darrien Starling with 3:36 left in third quarter vs. McMurry (9/10/11)
Road game, night game and road loss — 45-22 at Southern Utah (9/17/11) in Cedar City, Utah
Defensive TD — Steven Kurfehs 45-yard interception return with 10:26 left in second quarter vs. Bacone (9/24/11)
Blocked punt — Joseph Lizcano with 4:25 left in second quarter vs. Bacone (9/24/11)
Homecoming game and homecoming win — 54-7 vs. Bacone (9/24/11)
Safety allowed — Team safety at 2:14 mark of first quarter vs. Sam Houston State (10/1/11)
Blocked PAT — Marlon Smith with 1:53 left in the second quarter vs. Sam Houston State (10/1/11)
Overtime game and overtime loss — 30-27 vs. South Alabama (10/8/11) at Alamodome
Fake punt — John Roper 2-yard rush for first down in first quarter vs. South Alabama (10/8/11) at Alamodome
Overtime win — 17-14 vs. Georgia State (10/29/11) at Alamodome

OTHER FIRSTS

Road and FBS win — 33-31 at South Alabama (8/30/12) in Mobile, Ala.
Road game and road win in domed stadium — 38-14 vs. Georgia State (9/15/12) at Georgia Dome in Atlanta, Ga.
Conference and conference road win — 35-14 at New Mexico State (9/29/12) in Las Cruces, N.M.
Game against ranked opponent — No. 13 Oklahoma State (9/7/13) at Alamodome
Win against bowl-qualifying team — 10-7 vs. Tulane (11/9/13) at Alamodome
Safety — Team safety at 4:43 mark of second quarter vs. Arizona (9/4/14) at Alamodome
Fake field goal — Yannis Routsas 30-yard pass to Jarrod McLin vs. UTEP (10/22/16) at Alamodome
Bowl game — Gildan New Mexico Bowl (12/17/16) in Albuquerque, N.M.