



WYOMING

FOOTBALL 2016

Nov. 22, 2016

Wyoming Football Contacts

Tim Harkins, Associate Athletics Director for Media Relations
Nick Seeman, Assistant Media Relations Director

TV-Radio Coverage

Television Information

Televised By ESPN2
Play-by-Play Announcer Adam Amin
Color Analyst Anthony Becht
Sideline Reporter Alex Corrdry

Radio Broadcast Information

The Cowboy Sports Network (CSN):

- Every Cowboy Football game is broadcast live on the 25 Affiliates of the Cowboy Sports Network
- Flagship Station, KFBC 1240 AM, Cheyenne, Wyo.

Announcers:

- Dave Walsh, Play-by-Play (33rd year)
- Kevin McKinney, Color Analyst (19th year)
- Reece Monaco, Sideline Reporter (6th year)

Pregame Show:

- Begins one hour prior to kickoff.

Postgame Show:

- Begins immediately after the game

Weekly Coach's Shows

"Craig Bohl Radio Show"

Presented by Laramie GM Auto Center

Show Time and Location

1. Altitude Chophouse and Brewery
2. Wednesdays from 7:00-8:00 p.m., M.T. Beginning Wednesday, Aug. 31, 2016

"Inside Wyoming Football With Craig Bohl"

1. Where and When You Can Watch the Show

- ROOT SPORTS**
- Regularly Thursday nights at 6:00 p.m., M.T.
- Beginning Thursday, Sept. 3, 2015

2. The Show will also be available at GoWyo.com beginning on Friday mornings.

Weekly Media Events

Mondays

Wyoming Football Press Conference

- Rochelle Athletics Center, WAR Room

- Noon-12:20 p.m., Craig Bohl Press Conference

- 12:20-2:15 p.m., Requested Players and Asst. Coaches

Tuesdays

Interviews With Craig Bohl Before Practice

- Arrange with Tim Harkins of UW Athletic Media Relations

Interviews with Players Unavailable on Mondays

- Those players who were requested but weren't available on Mondays will be made available on Tuesdays. Arrange details with Tim Harkins

Wednesdays

Interviews With Craig Bohl Before Practice

- Arrange with Tim Harkins

Week 12: Sat., Nov. 26, 2016, 8:15 p.m., M.T.
Branch Field at University Stadium (39,224)
Albuquerque, N.M.



The Wyoming Cowboys

(RV #36 AP, RV #35 Coaches)

(8-3, 6-1 in the Mountain West Conference)

Head Coach: Craig Bohl (Nebraska '82)

Overall Record: 118-53 (.690), 14th season

Record at Wyoming: 14-21 (.400), 3rd season

Conference Record: 59-37 (.615), 14th season

VS.

The New Mexico Lobos

(7-4, 5-2 in the Mountain West Conference)

Head Coach: Bob Davie (Youngstown State '77)

Overall Record: 60-61 (.496), 10th season

Record at School: 25-36 (.410), 5th season

Conference Record: 14-25 (.359), 5th season



2016 Wyoming Football Schedule

Date	Opponent (Special Events)	Score/ Time (M.T.)	Television
Sat., Sept. 3	NORTHERN ILLINOIS(Hall of Fame)	W 40-34 (3OT)/8:30 p.m.	CBSSN
Sat., Sept. 10	at Nebraska	L 17-52 / 10:00 a.m.	ESPN2
Sat., Sept. 17	UC DAVIS #	W 45-22 / 2:00 p.m.	GoWyo.com/MW.com
Fri., Sept. 23	at Eastern Michigan	L 24-27 / 5:30 p.m.	CBSSN
Sat., Oct. 1	at Colorado State*	W 38-17 / 8:15 p.m.	ESPNU
Sat., Oct. 8	AIR FORCE* %	W 35-26 / 1:30 p.m.	ROOT SPORTS
Sat., Oct. 15	BYE Week		
Sat., Oct. 22	at Nevada*	W 42-34 / 8:30 p.m.	ESPN2
Sat., Oct. 29	#13 BOISE STATE* (Family Day)	W 30-28 / 5:00 p.m.	CBSSN
Sat., Nov. 5	UTAH STATE*	W 52-28 / 8:15 p.m.	ESPN2
Sat., Nov. 12	at UNLV*	L 66-69 (3OT) / 1:30 p.m.	ROOT SPORTS
Sat., Nov. 19	#24 SAN DIEGO STATE*	W 34-33 / 1:30 p.m.	CBSSN
Sat., Nov. 26	at New Mexico*	8:15 p.m.	ESPN2
Sat., Dec. 3	Mountain West Championship +	5:45 p.m.	ESPN

BOLD AND CAPS Indicate Home games

All times listed are Mountain Time

Additional game times will be announced at future dates.

UC Davis Special Events (Celebrate Energy Day/Ag Day/Fanfest/Buddy Walk)

% Air Force Game Special Events (Homecoming/Military Appreciation Day)

*Indicates Mountain West Conference games

Wyoming Cowboy Highlights

- The Wyoming Cowboys will enter Saturday's game in search of their first division title since winning the 1996 Western Athletic Conference Pacific Division in 1996. See Wyoming's scenarios for winning the Mountain West Conference Mountain Division on Page 3 of these notes.

- The Cowboys' 6-1 start in Mountain West Conference play is their best conference start since joining the MW in 1999. The only recent Wyoming start to match that 6-1 record through seven conference games was in 1998 when the Pokes began conference play 6-1 in the Western Athletic Conference. UW's best Mountain West start prior to this season was 5-2 in 2011.

- Wyoming's 8-3 overall start this season is its best since the 1998 season when UW also began the season 8-3.

- UW is coming off its second win over a Top 25 ranked team last Saturday when the Pokes defeated No. 24 ranked San Diego State Aztecs by a score of 34-33. On Oct. 29, the Cowboys defeated then No. 13 ranked Boise State, 30-28.



www.GoWyo.com

WYOMING

FOOTBALL 2016

2016 Wyoming Team Notes

University of Wyoming Football

University of Wyoming Fast Facts

Location: Laramie, Wyo.
Founded: 1886
Enrollment: 13,551
President: Dr. Laurie Nichols
Athletics Director: Tom Burman
Colors: Brown & Gold
Nickname: Cowboys, Pokes
Conference: Mountain West
Stadium: Jonah Field
 at War Memorial Stadium
Capacity: 29,181
Surface: FieldTurf Revolution

2016 Team Information

Offensive Scheme: Pro-Style, West Coast
Defensive Scheme: Tampa 2 (4-3)

Starters Returning: 17 Total
 (8 Offense, 8 Defense, 1 Special Teams)

Starters Lost: 7 Total
 (3 Offense, 3 Defense, 1 Special Teams)

Lettermen Returning: 44 Total
 (21 Offense, 20 Defense, 3 Special Teams)

Lettermen Lost: 20 Total
 (11 Offense, 8 Defense, 1 Special Teams)

Other Returners: 24 Total
 (13 Offense, 11 Defense, 0 Special Teams)

2016 Signings: 23 Total
 (10 Offense, 12 Defense, 1 Special Teams)

2016 Coaching Staff

Head Coach

Craig Bohl (Nebraska '82)

Offensive Coaching Staff

Offensive Coordinator/Quarterbacks
 Brent Vigen (North Dakota State '98)

Running Backs/Fullbacks
 Mike Bath (Miami of Ohio '01)

Offensive Line
 Scott Fuchs (North Dakota State '95)

Wide Receivers
 Mike Grant (Nebraska '93)

Defensive Coaching Staff

Defensive Coordinator/Linebackers
 Steve Stanard (Nebraska '89)

Defensive Ends/Special Teams
 AJ Cooper (North Dakota State '06)

Defensive Tackles
 Pete Kaligis (Washington '94)

Defensive Pass Game Coordinator/Secondary
 Curt Mallory (Michigan '92)

Cornerbacks
 John Richardson (North Dakota St. '10)



ESPN2 to Televisе Wyoming-New Mexico

Game: This week's Wyoming-New Mexico game will be televised on **ESPN2**. Kick off has been set for 8:15 p.m., M.T. The **ESPN2** announcers for the game will be **Adam Amin (Play-by-Play)**, **Anthony Becht (Color Analyst)** and **Alex Corddry (Sideline Reporter)**.

Cowboys' 2016 Success Has Come Against the 19th Most Difficult Schedule in the Nation, According to NCAA Statistics:

Wyoming's successful 8-3 record this season has been accomplished against the 19th most difficult schedule in the nation and the most difficult schedule in the Mountain West, according to NCAA Statistics. The NCAA measures the toughest schedules based on the winning percentage of a team's FBS opponents for the season. The opposing FBS opponents that Wyoming has already played have a winning percentage of 57.6 percent against FBS schools, combining that with the winning percentage of UW's final regular-season opponent, New Mexico, which is 6-4 (.600) against FBS opponents and the Cowboys' opponents to date have a winning percentage of 57.8 percent. The next most difficult schedules faced by Mountain West teams were: Utah State (No. 21), San Jose State (No. 35) and Colorado State (No. 37).

Gentry Reaches 1,000-Yard Milestone:

Senior Cowboy receiver **Tanner Gentry** reached the 1,000-yard milestone for the 2016 season, when he caught four passes for 58 yards against San Diego State on Nov. 19. Gentry now has 1,020 yards receiving this year. It is the first 1,000-yard season of his career. Gentry's 1,020 yards ranks as the ninth best single season in school history.

He becomes the first Cowboy to record a 1,000-yard receiving season since **Jovon Bouknight** in 2005.

Wyoming's Single-Season Receiving Leaders

Rk.	Player, Season	Yards	Receptions	Avg. per Rec.	TDs
1.	Marcus Harris, 1996	1,650 (+630)	109	15.1	13
2.	Ryan Yarborough, 1993	1,584 (+564)	75	21.1	16
3.	Marcus Harris, 1994	1,431 (+411)	71	20.2	11
4.	Marcus Harris, 1995	1,423 (+403)	78	18.2	14
5.	Ryan Yarborough, 1992	1,351 (+331)	86	15.7	12
6.	Jovon Bouknight, 2005	1,116 (+96)	77	14.5	12
7.	Ryan Yarborough, 1991	1,081 (+61)	53	20.4	13
8.	Jovon Bouknight, 2004	1,075 (+55)	63	17.1	7
9.	Tanner Gentry, 2016	1,020	57	17.9	11
10.	Shawn Wiggins, 1990	1,018	58	17.6	6

Rare to Have a 1,000-Yard Rusher , 1,000-Yard Receiver and 2,500-Yard

Passer: It has been rare to have a 1,000-yard rusher, a 1,000-yard receiver and a 2,500-yard passer in the same season during Wyoming Football history. But this season the Cowboys have three individuals who have reached those milestones with **Brian Hill** rushing for 1,548 yards, **Tanner Gentry** having 1,020 yards receiving and **Josh Allen** passing for 2,500 yards.

The last time Wyoming accomplished that triple was back in 1994 when **Ryan Christopherson** rushed for 1,455 yards, **Marcus Harris** had 1,431 yards receiving and **John Gustin** passed for 2,757 yards.

UW Tied for 23rd Best Overall Winning Percentage in the Nation:

Wyoming's 8-3 overall record this season is tied for the 23rd best winning percentage among the 128 FBS programs in the nation.

Cowboys' 8-3 Start the Best Since 1998 Season:

Wyoming's 8-3 start to the 2016 season is its best since the 1998 Cowboys posted an 8-3 record. To find a better start to a Cowboy season, you have to go back to 1996 when the Pokes started out 10-1.

Pokes Record First Win Over a Top 25 Team Since 2002:

The Wyoming Cowboys recorded their first win over a Top 25 ranked team since 2002 when they defeated No. 13 Boise State, 30-28, on Oct. 29, 2016. The last time UW had defeated a nationally-ranked team was Oct. 26, 2002, versus then No. 22 ranked Air Force, 34-26, in a game played in Wyoming's War Memorial Stadium.

Two Top 25 Wins in Same Season for First Time Since 1999:

Not only did the Wyoming Cowboys get their first win over a Top 25 team when they defeated then No. 13 ranked Boise State, 30-28, earlier this season, but UW captured a second Top 25 win when they defeated No. 24 ranked San Diego State, 34-33, on Nov. 19.

The last time Wyoming defeated two Top 25 teams in the same season was in 1999 when the Pokes defeated No. 24 Air Force (10-7) and No. 15 BYU (31-17).



WYOMING FOOTBALL 2016

2016 Wyoming Team Notes University of Wyoming Football

Balanced Offensive Attack: A more balanced offense was something the Wyoming Cowboys were striving for entering the 2016 season, and through 11 games the Cowboy Offense couldn't be much more balanced.

Wyoming has a total of 2,414 rushing yards and a total of 2,504 passing yards this season. The Cowboys are averaging 219.5 yards rushing and 227.6 yards passing per game for 447.1 yards of total offense per game.

Scoring Much Improved in 2016: The Wyoming Cowboys are the top scoring team in the Mountain West Conference this season. Wyoming is averaging 38.5 points per game, ranking No. 1 in the conference and No. 19 nationally.

That is a dramatic improvement from last season when the Cowboys averaged only 19.0 points per game to rank No. 11 in the Mountain West.

Pokes Score 40 Points Five Times This Season, Score 50 or More in Two of the Last Three Games: The Wyoming Cowboys have been very effective at scoring points this season, scoring 40 or more points five times in 11 games this season.

The Pokes have also scored 50 or more two of their last three games in a 52-28 win over Utah State in Laramie and 66 in a 66-69, triple overtime loss at UNLV. Wyoming tied the game at 52-52 at the end of regulation in the triple overtime loss.

Common Opponents: Wyoming and New Mexico share five common opponents this season. Here is how the Cowboys and Lobos fared against each of those five teams. H indicates home games. A indicates away.

Common Opponent	Wyoming Result	UNM Result
Air Force	W 35-26, H	W 45-40, A
Boise State	W 30-28, H	L 21-49, H
Colorado State	W 38-17, A	L 31-49, A
Nevada	W 42-34, A	W 35-26, H
Utah State	W 52-28, H	W 24-21, A

Wyoming and New Mexico Series Breakdown: Here is how the Wyoming-New Mexico series breaks down. More detail is available on Page 16.

Wyoming vs. UNM Series Highlights

The 2016 Meeting Will be the:	69th
Overall Series Record:	UW leads 36-32
MW Series Record:	UW trails 6-11
Series Began:	Nov. 29, 1930
UW Record in Laramie:	18-15
UW Record in Albuquerque:	18-17
UW Record at Neutral Sites:	0-0
UW Head Coach Craig Bohl vs.:	0-2
Longest Wyoming Win Streak:	7 (1986-92)
Longest UNM Win Streak:	7 (1969-75)
Largest UW Margin of Victory:	48 (1988)
Largest UNM Margin of Victory:	35 (1971, '00)

Mountain Division Scenarios: The Wyoming Cowboys still control their own destiny in terms of capturing first place in the Mountain Division and earning a spot in the 2016 Mountain West Championship Game. Here are the various scenarios for the Mountain Division entering this week as provided by the Mountain West Conference.

WYOMING

- Captures division if it wins at New Mexico.
- If Wyoming loses to New Mexico and Boise State loses at Air Force...Wyoming, Boise State and New Mexico would finish the season with identical Conference records of 6-2...Wyoming would win tie-breaker and advance to championship game. When comparing the tied teams, all three would be 1-1 against each other. The next tie-breaker is winning percentage in games played against division opponents and Wyoming would be 4-1, Boise State 3-2 and New Mexico 3-2.

BOISE STATE

- Captures division if it wins at Air Force and Wyoming loses at New Mexico.

UW Posted Perfect 6-0 Home Record in 2016, First Time Since 1996: The Wyoming Cowboys posted a perfect 6-0 home record during the 2016 season, marking the first time since 1996 that the Pokes had accomplished that.

UW also captured its seventh consecutive home win and its eighth home win in their last nine home games when it defeated San Diego State on Sat., Nov. 19.

The last time the Cowboys won seven consecutive home games were the last two home games of the 1997 season and first five home games of the '98 season.

Here is a summary of Wyoming's recent home success.

Date	Opponent	Score
Oct. 17, 2015	Nevada	W 28-21
Nov. 7, 2015	Colorado State	L 7-26
Nov. 28, 2015	UNLV	W 35-28
Sept. 3, 2016	Northern Illinois	W 40-34 (3OT)
Sept. 17, 2016	UC Davis	W 45-22
Oct. 8, 2016	Air Force	W 35-26
Oct. 29, 2016	Boise State	W 30-28
Nov. 5, 2016	Utah State	W 52-28
Nov. 19, 2016	San Diego State	W 34-33

Scoring on Defense, Cowboys No. 3 in the Nation in Defensive TDs Scored:

The Wyoming Cowboys currently are tied for No. 3 in the nation in defensive touchdowns scored, having scored five defensive TDs this season. Only Alabama and Ohio State have scored more. The Crimson Tide has scored nine defensive touchdowns this season, and the Buckeyes have scored six.

Wyoming is tied with Houston and Central Florida for third place, with five defensive TDs.

Wacha Breaks Into Top 10 List for Career Tackles at UW: Current Wyoming senior middle linebacker **Lucas Wacha** had a personal best 16 tackles versus UNLV on Nov. 12, 2016, to move into 10th place on the Wyoming career tackle list. Wacha enters this week with 325 career tackles. Wacha is averaging **8.1 tackles per game** this season to rank **No. 13 in the Mountain West and No. 75 in the nation**. Among all active FBS players, he currently ranks No. 9 in Career Tackles (325).

Wyoming's Career Tackle Leaders

Rk.	Player	Years	Career Tackles
1.	Galand Thaxton	1984-87	467 (+142)
2.	Jim Talich	1994-97	440 (+115)
3.	John Salley	1979-82	379 (+54)
4.	Chris Prosinski	2007-10	373 (+48)
5.	Gabe Knapton	2008-11	368 (+43)
6.	Ken Fantetti	1975-78	352 (+27)
7.	Ward Dobbs	2005-08	343 (+18)
8.	Tyler Gottschalk	2000-03	334 (+9)
9.	Lucas Wacha	2013-16	325
10.	Mike Schenbeck	1985-88	324

Cooper on a Streak: True freshman place-kicker **Cooper Rothe** has been on quite a field-goal streak of late. Rothe has made his last six field-goal attempts. He made 2 of 2 field goals versus Boise State (40 and 39 yards), 1 of 1 against Utah State (20 yards), 1 of 1 at UNLV (46 yards) and 2 of 2 against San Diego State (32 and 34 yards). The last time Rothe missed a field goal was a 47-yarder against Nevada on Oct. 22.



WYOMING

FOOTBALL 2016

University of Wyoming
Athletics Online

GoWyo.com

Follow Us on Twitter

@wyoathletics and @wyo_football



Follow Us on Facebook

facebook.com/wyoathletics and

facebook.com/wyofootball



University of Wyoming
Ticket Information

Tickets to University of Wyoming Football games may be purchased either online or over the phone. For Online Ticket Purchases, go to www.GoWyo.com or call (877) WYO-FAN1, (877) 996-3261 or (307) 766-4850.

University of Wyoming
Media Relations Staff

Contacts for Football

Tim Harkins

Associate Athletics Director

Office: (307) 766-2256

Cell: (307) 760-7847

E-Mail: tharkins@uwyo.edu

Nick Seeman

Assistant Media Relations Director

Office: (307) 766-5516

Cell: (612) 741-0550

E-Mail: nseeman@uwyo.edu

Media Relations Staff

Director of Media Relations:

Amy Dambro

Director of Media Relations:

Amil Anderson

Assistant Media Relations Director:

Lincoln Mansch

Media Relations Office Manager:

Diane Dodson

Graduate Assistant:

TBA

Media Relations Phone: (307) 766-2256

Media Relations FAX: (307) 766-2346

Press Box Phone: (307) 766-2222

Mailing Address:

Athletics Media Relations Office
University of Wyoming
Department 3414, 1000 E. University Ave.
Laramie, WY 82071

Overnight Shipping Address:

Athletics Media Relations Office
University of Wyoming
16th and Gibbon Streets
Laramie, WY 82071

Dennis Trapani, Video Contact for Media

Office: (307) 766-6982

Cell: (307) 871-0580

E-Mail: dtrapani@uwyo.edu



www.GoWyo.com

2016 Wyoming Team Notes

University of Wyoming Football



Brian Hill

Brian Hill Sets Wyoming Career Rushing Record, Shaun Wick in Sixth Place, Tandem is the Greatest Running-Back Duo in School History:

With 166 rushing yards at Colorado State on Oct. 1, 2016, junior **Brian Hill** broke the Wyoming career rushing record. Hill has now rushed for **3,975 career yards** during his Wyoming career, making him the only player in UW history to rush for over 3,000 yards.

Also against CSU, senior **Shaun Wick** rushed for 54 yards, moving him into sixth place on the Wyoming career rushing chart.

Hill and Wick enter this week as the most productive running-back tandem in school history. The two have combined for **6,241 rushing yards**, surpassing **Devin Moore** and **Wynel Seldon**, who combined for **5,635 rushing yards** during their careers.

Wyoming's Career Rushing Leaders

Rk.	Player	Years	Yards	Att.	Avg./Att.	TDs
1.	Brian Hill	2014-Present	3,975	707	5.6	31
2.	Devin Moore	2005-08	2,963	553	5.4	15
3.	Ryan Christopherson	1991-94	2,906	585	5.0	19
4.	Wynel Seldon	2005-08	2,672	636	4.2	22
5.	Marques Brigham	1995-98	2,605	595	4.4	25
6.	Shaun Wick	2012-Present	2,411	494	4.9	21
7.	Gerald Abraham	1984-87	2,278	456	5.0	17
8.	Derek Armah	2000-03	2,190	572	3.8	15
9.	Kevin Lowe	1981-84	2,188	327	6.7	26
10.	Walt Goffigan	1980-83	2,167	448	4.8	26

Brian Hill Returns as One of the Nation's Leading Rushers in 2016: Cowboy junior running back **Brian Hill** has been one of the nation's top rushers each of the past two seasons. He concluded his sophomore season ranked No. 1 in the Mountain West and No. 8 in the NCAA in average yards rushing per game, 135.9 and was No. 9 in the NCAA in total rushing yards, with 1,631. In 2016, he is once again one of the nation's leading rushers.

2016 Nation's Rushing Leaders

Individual, School, 2016 Class	Rushing		Rushing Average
	Yards	Games	
1. D'Onta Foreman, Texas, Jr.	1,863	10	186.3
2. Donnel Pumphrey, San Diego St., Sr.	1,855	11	168.6
3. Jeremy McNichols, Boise State, Jr.	1,575	11	143.2
4. Brian Hill, Wyoming, Jr.	1,548	11	140.7
5. Christian McCaffrey, Stanford, Jr.	1,399	10	139.9
6. Aaron Jones, UTEP, Jr.	1,472	11	133.8
7. Dalvin Cook, Florida State, Jr.	1,467	11	133.4
8. Lamar Jackson, Louisville, So.	1,367	11	124.3
9. D'Angelo Brewer, Tulsa, Jr.	1,231	10	123.1
10. James Flanders, Tulsa, Sr.	1,332	11	121.1

2016 Mountain West and NCAA Rankings

Brian Hill's 2016 Rankings	Average	MW Rank	NCAA Rank
Rushing Touchdowns	18 total rushing TDs	No. 2	No. 4
Rushing Yards per Game	140.7 yards per game	No. 3	No. 4
Total Rushing Yards	1,548 rushing yards	No. 3	No. 4
All-Purpose Yards	143.5 yards per game	No. 3	No. 15
Scoring	9.8 points per game	No. 5	No. 80

Hill Chasing His Own Single-Season Rushing Record: Brian Hill is chasing his own University of Wyoming single-season rushing record of 1,631 yards set in 2015. In 2016, he has rushed for 1,548 yards. This season, 2016, Hill's 1,000-yard season marks only the 12th time in school history that a Cowboy has rushed for 1,000 yards. Here are UW's top single seasons.

Player	Season	Net Yards	Att.	Average Per Carry	TDs
1. Brian Hill	2015	1,631 (+83)	281	5.8	6
2. Brian Hill	2016	1,548	281	5.5	18
3. Ryan Christopherson	1994	1,455	300	4.9	10
4. Gerald Abraham	1987	1,305	238	5.5	13
5. Devin Moore	2008	1,301	249	5.2	7
6. Myron Hardeman	1977	1,165	186	6.3	9
7. Dabby Dawson	1988	1,119	151	7.4	9
8. Marques Brigham	1998	1,114	259	4.3	9
9. Jim Crawford	1956	1,104	200	5.5	13
10. Ryan Christopherson	1993	1,042	222	4.7	10
11. Dwight Driver	1992	1,027	229	4.5	11
12. Dabby Dawson	1989	1,005	182	5.5	6

Brian Hill Selected One of 10 2016 Doak Walker Award Semifinalists, One of Only Four Semifinalists to Repeat From 2015 Season: For the second consecutive year, University of Wyoming running back **Brian Hill** was named to the exclusive group of semifinalists for the 2016 Doak Walker Award.

To determine the 2016 finalists, members of the Doak Walker Award National Selection Committee will cast their votes for three finalists for the award that will be named Tuesday, Nov. 22. The Doak Walker Award National Selection Committee will cast a second vote to select the 2016 award recipient. The 2016 Doak Walker Award recipient will be announced live on The Home Depot College Football Awards on Thursday, Dec. 8 on ESPN.

The Award is named after three-time SMU All-America running back and 1948 Heisman Trophy winner Doak Walker. Walker, who also punted, returned kicks and kicked extra points, led the Mustangs to two Southwest Conference Championships. He was drafted by the Detroit Lions and led the league in scoring his rookie year. During his six years with the Lions, he led the team to two NFL championships and was chosen All-Pro four times. Walker is a member of both the College and Pro Football Halls of Fame.

2016 Doak Walker Award Semifinalists
Player (Class), School

- Brian Hill**, Junior, Wyoming;
- Saquon Barkley**, Sophomore, Penn State;
- Dalvin Cook**, Junior, Florida State;
- D'Onta Foreman**, Junior, Texas;
- Leonard Fournette**, Junior, LSU;
- Aaron Jones**, Junior, UTEP;
- Christian McCaffrey**, Junior, Stanford;
- Jeremy McNichols**, Junior, Boise State;
- Kamryn Pettway**, Sophomore, Auburn
- Donnel Pumphrey**, Senior, San Diego State.

Hill Named MW Offensive Player of the Week for Performance vs. Nevada as He Reaches 1,000 Yards for Second Consecutive Season:

University of Wyoming junior running back **Brian Hill** was named the Mountain West Conference Offensive Player of the Week for his performance on Sat, Oct. 22 in a 42-34 win at Nevada.

Hill posted the best single-game rushing performance of the season in the Mountain West and the third best rushing performance in the nation this season when he ran for 289 yards against Nevada. His performance was also the second best single-game rushing performance in University of Wyoming school history and was a personal best for Hill.

He also accounted for 302 all-purpose yards versus the Wolf Pack, which ranks as the eighth best single-game performance in the nation this season.

Hill has also now achieved his second 1,000-yard rushing season.




Andrew Wingard

Andrew Wingard Tops Two Current NCAA Career Charts for Active Players, Marcus Epps Close Behind:

Wyoming sophomore free safety **Andrew Wingard** tops two current NCAA charts. Among active players at the FBS level, Wingard ranks No. 1 in the nation in both Career Total Tackles per Game (10.09) and Career Solo Tackles per game (6.30).

His sophomore running mate, strong safety **Marcus Epps**, is close behind. Epps ranks No. 10 in the nation among active players in Career Total Tackles per Game (7.95) and No. 6 in Career Solo Tackles per Game (5.32).



Marcus Epps

Safety Combo of Andrew Wingard and Marcus Epps Continue to Lead Cowboy Defense, Wingard Leads League in Tackles:

Sophomore safeties **Andrew Wingard** and **Marcus Epps** continue to be leaders for the Cowboy defense in 2016. Wingard leads the Pokes in tackles this season, with 110. He ranks No. 1 in the MW in tackles per game and ranks No. 9 in the nation, averaging 10.0 per game.

Epps has 92 tackles on the season to rank second on the Cowboy team. He ranks No. 7 in the Mountain West and No. 59 in the NCAA, averaging 8.4 tackles per game.

A year ago, Wingard and Epps finished their freshman years ranked No. 1 and No. 3 for the Cowboys in total tackles, with 122 and 83, respectively.

<u>Player, Statistical Category</u>	<u>Total or Average</u>	<u>MW Rank</u>	<u>NCAA Rank</u>
Andrew Wingard, Tackles	10.0 tackles per game	No. 1	No.9
Andrew Wingard, Solo Tackles	5.6 solo tackles per game	No. 4	No. 15
Marcus Epps, Solo Tackles	5.3 solo tackles per game	No. 6	No. 28
Marcus Epps, Tackles	8.4 tackles per game	No. 7	No. 59
Marcus Epps, Interceptions	0.27 per game	Tie No. 7	Tie No. 69

Andrew Wingard Named One of Only 16 Semifinalists for 2016 Jim Thorpe Award:

University of Wyoming sophomore free safety **Andrew Wingard** has been named one of only 16 semifinalists for the 2016 Jim Thorpe Award. The announcement was made by the Oklahoma Sports Hall of Fame on Monday, Oct. 24.

The Jim Thorpe Award has been presented annually since 1986 to college football's best defensive back by the Oklahoma Sports Hall of Fame. It was established to honor history's greatest all-around athlete, the legendary Jim Thorpe who was an outstanding football player, professional baseball player and won Olympic gold medals in the decathlon and pentathlon.

Wingard is coming off a freshman season in 2015 that saw him earn First Team Freshman All-America honors from the Football Writers Association of America. The Football Writers Association of America (FWAA) selected Wingard as one of only 29 freshmen in the nation to be named to the 2015 FWAA Freshman All-America Team.

Several Cowboys Rank Among NCAA Active Career Leaders: In addition to **Andrew Wingard** and **Marcus Epps** ranked among the NCAA's Active Career Leaders in Total Tackles per Game and Solo Tackles per game, the Wyoming Cowboys have several other individuals ranked among NCAA Active Career Leaders. Those Cowboys are listed below.

<u>Player, Statistical Category</u>	<u>Total or Average</u>	<u>NCAA Active Career Leaders Rank</u>
Andrew Wingard, Tackles per Game	10.09 career tackles per game	No. 1
Andrew Wingard, Solo Tackles/Game	6.30 career solo tackles/game	No. 1
Brian Hill, Rushing Yards per Game	113.6 career rushing average	No. 5
Marcus Epps, Solo Tackles/Game	5.32 career solo tackles/game	No. 6
Lucas Wacha, Total Tackles	325 career total tackles	No. 9
Lucas Wacha, Assisted Tackles	158 career assisted tackles	No. 10
Brian Hill, Total Rushing Yards	3,975 career rushing yards	No. 10
Marcus Epps, Tackles per Game	7.95 career tackles per game	No. 10
Brian Hill, All-Purpose Yards per Game	124.06 career yards per game	No. 15
Brian Hill, All-Purpose Yards	4,342 career all-purpose yards	No. 21
D.J. May, Kickoff Return Average	25.5 career yards per return	No. 25
Tanner Gentry, Receptions per Game	3.93 career receptions/game	No. 35
Ethan Wood, Punting Average	41.6 career yards per punt	No. 36
Shaun Wick, Total Rushing Yards	2,411 career rushing yards	No. 43
Andrew Wingard, Total Tackles	232 career total tackles	No. 77
Shaun Wick, All-Purpose Yards	2,944 career all-purpose yards	No. 87



WYOMING

FOOTBALL 2016

2016 Wyoming Team Notes

University of Wyoming Football

Cowboys Play Second Triple Overtime Game of Season at UNLV:

Wyoming's 66-69 triple overtime loss at UNLV on Nov. 12 was the second triple overtime game the Pokes had played this year. The Cowboys defeated Northern Illinois 40-34 in triple overtime in the 2016 season opener in Laramie.

It marked the first time UW had played two triple overtime games in the same season.

Wyoming had previously played two overtime games on only three seasons. The first year overtime was instituted in college football, 1996, Wyoming won at Iowa State (41-38 in 1ot) and lost in the inaugural WAC Championship Game to BYU (25-28 in 1 ot). In the 2006 season, the Cowboys lost at Virginia (12-13 in 1ot) and lost at Syracuse (34-40 in 2ot). Also in 2012, UW won at Idaho (40-37 in 1ot) and lost at Nevada (28-35 in 1ot).

Wyoming's overall record in overtime games now stands at 7-7.

Wyoming-UNLV Game the Second Highest Combined Point Total in FBS History:

The 135 combined points scored by Wyoming and UNLV in last week's 69-66 victory by UNLV were just one point shy of the NCAA Football Bowl Subdivision record of 136 points set by Boise State (69) and Nevada (67) in four overtimes on Oct. 14, 2007. Boise State and Nevada were then members of the Western Athletic Conference.

Cowboy QB Josh Allen Named One of Eight Manning Award Stars of the Week for Third Time in Four Weeks:

For the third time in four weeks, Wyoming quarterback **Josh Allen** has been named one of the eight Manning Award Stars of the Week. The Manning Award is sponsored by the Allstate Sugar Bowl. Fans may vote for their top performer of the week on Facebook at: https://www.facebook.com/pg/allstatesugarbowl/photos/?tab=album&album_id=10157675263275459 up until Thursday at 10 a.m., M.T.

Allen led Wyoming to a 34-33 win over No. 24 ranked San Diego State. Allen had 338 yards of total offense, accounting for 69.4 percent of Wyoming's 487 yards of total offense.

Allen won the balloting for the award for his performance against Utah State in a 52-28 Wyoming win. He was also one of the eight candidates for his performance in a 30-28 win over No. 13 ranked Boise State.

The other quarterbacks vying for this week's Manning Award Star of the Week award are: Joshua Dobbs of Tennessee, Justin Herbert of Oregon, Sefo Liufau of Colorado, Marcus McMaryion of Oregon State, David Washington of Old Dominion, Will Worth of Navy and Arion Worthman of Air Force.



Cowboys Celebrate Win Over Boise State

Allen hit **Tanner Gentry** in the back of the end zone with 6:42 left, then dodged the Boise State rush and hit **Jake Maulhardt** for a two-point conversion for a 28-28 tie. Minutes later, punter **Ethan Wood** pinned Boise State at its own 10-yard line, his fourth punt inside the Broncos' 20-yard line, that set up the decisive series. On second down, nose tackle **Chase Appleby** came free on a defensive line stunt and hit Boise State quarterback Brett Rypien, knocking the ball loose. The ball bounced out of the back of the end zone for a safety, and Wyoming took its first lead of the day.

"If a win could help define a program this one did," said Bohl. "We have a lot of respect for Boise State and Coach (Bryan) Harsin. I want to say thanks to our fans and students. A couple of years ago, I had someone take a photo of the crowd and it was bleak, but tonight it was neat to see the students and people around the state rally around the team. A lot of great plays and effort, and coming in we knew it was going to be down to a play here or there. It shows resolve and belief with our coaches and players. A lot of hard work went in to this win and it's victory number six."

This is Wyoming's first time to be selected as the FWA National Team of the Week since the award's inception in the 2002 season. The other National Team of the Week nominees for the weekend of Oct. 29 were Clemson, who defeated Florida State, and Texas, who defeated Baylor.

Members of the 12-person FWA All-America Committee – plus one fan vote from Twitter – decide the weekly honor.

2016 National Teams of the Week

- Weekend of Sept. 3: Houston Cougars
- Weekend of Sept. 10: Arkansas Razorbacks
- Weekend of Sept. 17: Louisville Cardinals
- Weekend of Sept. 24: Tennessee Volunteers
- Weekend of Oct. 1: Washington Huskies
- Weekend of Oct. 8: Navy Midshipmen
- Weekend of Oct. 15: Alabama Crimson Tide
- Weekend of Oct. 22: Penn State Nittany Lions
- **Weekend of Oct. 29: Wyoming Cowboys**
- Weekend of Nov. 5: Mississippi State
- Weekend of Nov. 12: Pittsburgh Panthers
- Weekend of Nov. 19: Kansas Jayhawks



Josh Allen

Mountain West Names Allen and Wilson Offensive and Defensive Players of the Week vs. Utah State:


For the second consecutive week, two Wyoming Cowboys were honored as the Mountain West Conference Offensive and Defensive Players of the Week. Cowboy redshirt sophomore quarterback **Josh Allen** and redshirt freshman linebacker **Logan Wilson** earned the honors for their performances in Wyoming's 52-28 home win over Utah State to improve the Cowboys'.

It was the second MW Player of the Week honor for Allen this season and the first for Wilson. Allen was also recognized for his play against Northern Illinois in the 2016 season opener.

Allen accounted for five of Wyoming's seven touchdowns throwing four touchdown passes and rushing for a fifth TD. He had career highs in total offense (327 yards), touchdown passes (4) and TDs responsible for (5) against Utah State. Allen threw for 261 yards and rushed for 66.

The native of Firebaugh, Calif., produced 11 big plays on Saturday -- nine pass plays of 15 or more yards (18, 16, 25, 24, 15, 20, 46, 37, 21 yards) and two rushing plays of over 10 yards (15 and 38 yards).

Wilson was instrumental in both of the two turnovers forced by the Wyoming defense in its 52-28 win over the Aggies. He also accounted for 7 tackles, including 5 solo tackles, to go with his interception, which he returned for 56 yards, and his fumble recovery. Late in the second quarter, Wilson recovered a fumble forced by Cowboy cornerback **Rico Gafford** at the Utah State 44-yard line with only 1:19 remaining in the first half. Midway through the fourth quarter, Wilson intercepted an Aggie pass at the Wyoming 18-yard line and returned the interception 56 yards to the Utah state 26-yard line. Both turnovers led to Wyoming touchdowns. The week prior, Wyoming senior nose tackle **Chase Appleby** and senior tight end **Jacob Hollister** were named the Mountain West Conference Defensive and Offensive Players of the Week. respectively,



Logan Wilson



WYOMING FOOTBALL 2016

2016 Wyoming Team Notes University of Wyoming Football

ESPN

Accolades:

The Wyoming Cowboys received a



number of accolades from a variety of ESPN shows and commentators leading up to and following their win over Boise State on Oct. 29.

Scott Van Pelt

ESPN SportsCenter with Scott Van Pelt

Chose Wyoming and senior nose tackle Chase Appleby as the "Best Thing I Saw Today"

Rece Davis

ESPN College GameDay Host

Selected Wyoming his "Super Dog" pick to upset No. 13 Boise State

Kirk Herbstreit

ESPN College GameDay Host

Wyoming the No. 3 Top Performing Team of Week 9 in College Football

Chris Cotter

ESPN College Football Final

Helmet sticker for Wyoming nose tackle Chase Appleby

Gentry's Spectacular One-Handed Catches Featured on ESPN SportsCenter's Top 10 Plays:

Cowboy senior wide receiver Tanner Gentry was featured not once but twice on ESPN SportsCenter's Top 10 Plays following last week's game at UNLV.

•Gentry made a one-handed grab with a defender hanging on him for a 48-yard touchdown in the second quarter. That catch, made with his right hand, was featured as the **No. 3 play on SportsCenter's Top 10 plays.**

•He also made another one-handed TD grab as time expired in regulation to tie the game at 52-52 and force overtime. Gentry was pushed out of bounds by a UNLV defender, then Gentry had the presence to re-enter the field and establish position before catching the pass with his left hand on the sideline and get one foot inbounds for the TD reception. That catch was the **No. 2 play of the day.**

Cowboys Attract Attention from ESPN With Week 1 Success:

Wyoming attracted attention from ESPN the opening week of the season when College GameDay host **Desmond Howard** (@DesmondHoward) picked the Cowboys as his "Super Dog" pick to upset the favored Northern Illinois Huskies. Following the Cowboys 40-34, triple overtime win over the Huskies, Cowboy quarterback **Josh Allen's** winning TD run was highlighted in ESPN's top plays at No. 9.

Mountain West Names Appleby and Hollister Defensive and Offensive Players of the Week Following Win Over Boise State:

University of Wyoming senior nose tackle **Chase Appleby** and senior tight end **Jacob Hollister** were named the Mountain West Conference Defensive and Offensive Players of the Week, respectively, after leading the Cowboys to a 30-28 win over #13 ranked Boise State on Oct. 29. It was the first MW Player of the Week honor for both Appleby and Hollister.

Appleby made one of the great defensive plays of the college football season versus Boise State. With his Wyoming Cowboys tied 28-28, Appleby sacked Boise State quarterback Brett Rypien and knocked the ball loose. The ball bounced out of the back of the Broncos' end zone for a safety that gave Wyoming a 30-28 upset win. It was a very rare game-winning safety. Appleby also had 1.0 sack and 2.0 tackles for loss on the night.

Hollister made critical play after critical play in Wyoming's 30-28 victory Saturday. Hollister had single-game career highs in receptions (6), yards (144) and touchdown receptions (2) vs. Boise State. He averaged 24.0 yards per reception, with catches of 14 yards, 29, 19, 27, 28 and 27 yards. His catches of 19 and 28 yards were TD receptions. The 19-yard TD catch pulled the Cowboys to within a touchdown, 14-7, of Boise State in the second quarter. His 28-yard touchdown reception cut the Boise State lead to 21-17 with less than a minute to go in the first half. Hollister also had a spectacular catch of 27 yards on the sideline in the fourth quarter with a defender in his face that setup Wyoming's game-tying touchdown a few plays later.

Forcing Turnovers -- Pokes Rank No. 2 in MW and No. 24 Nationally: Eleven games into the 2016 season and the Wyoming defense has forced 21 turnovers -- 13 interceptions and eight fumble recoveries. The Cowboys currently rank No. 2 in the Mountain West and No. 24 nationally in most turnovers gained (20).

Cowboys' 13 Interceptions Rank No. 3 in MW and No. 20 in NCAA: Wyoming's 13 interceptions to date rank the Cowboys No. 3 in the Mountain West and rank the Pokes No. 20 nationally. Only San Diego State (20), BYU (18), Appalachian State (18), SMU (18), Ohio State (17), Wisconsin (17), Utah (17), Nebraska (16), Troy (16), Charlotte (16), Cincinnati (15), Clemson (15), UCF (15), UCLA (15), Georgia (14), Air Force (14), Florida State (14), North Texas (14) and Memphis (14) have more. Wyoming is tied with 10 schools for 20th place.

Winning the Turnover Battle: A key to Wyoming's success this season has been its ability to win the turnover battle. The Cowboys have won the turnover battle in eight of 10 games this season, including seven consecutive games at one point of the season. The only games UW didn't win the turnover battle were its home win versus San Diego State (Even in TOs) and losses at Nebraska and at UNLV, losing the turnover battle in those two games..

Game	Wyoming	Opponent	TO Margin
	Turnovers Forced	Turnovers Forced	
vs. N. Illinois	1	0	+1
at Nebraska	1	6	-5
vs. UC Davis	2	1	+1
at E. Michigan	4	3	+1
at CSU	2	0	+2
vs. Air Force	4	1	+3
at Nevada	1	0	+1
vs. Boise State	2	1	+1
vs. Utah State	2	1	+1
at UNLV	1	4	-3
vs. SDSU	1	1	Even
Totals	21	18	+3

Points Off Turnovers: Not only has Wyoming been very effective at forcing opponent turnovers, but it has then converted those turnovers into points.

Game	Wyoming	Points	Description of Points Scored Off Turnovers	Percentage of UW's Points Off Turnovers
	Turnovers Forced	Scored Off Turnovers		
vs. N. Illinois	1	0	NA	0%
at Nebraska	1	0	NA	0%
vs. UC Davis	2	10	Rushing TD, Field Goal	22.2% (10 of 45)
at E. Michigan	4	24	Pick 6, Field Goal, Rushing TD, Pick 6	100% (24 of 24)
at CSU	2	14	Passing TD, Pick 6	36.8% (14 of 38)
vs. Air Force	4	7	Fumble return for TD	20.0% (7 of 35)
at Nevada	1	0	NA	0%
vs. Boise State	2	7	Passing TD	23.3% (7 of 30)
vs. Utah State	2	14	Passing TD, Rushing TD	26.9% (14 of 52)
vs. UNLV	1	7	Fumble recovery in end zone	10.6% (7 of 66)
vs. SDSU	1	3	Field goal	8.8% (3 of 34)
Totals	21	86		20.3% (86 of 423)



Cowboys' Looking for Third Road Win of the Season:

The Wyoming Cowboys will be in search of their third road win of the season this week when they conclude the regular season at New Mexico.

UW broke through for a road win on Oct. 1 against rival Colorado State (38-17) and followed that up with a second consecutive road win at Nevada (42-34) on Oct. 22. The last time UW had won consecutive road games was in the 2012 season, winning at New Mexico on Nov. 10 and at UNLV on Nov. 17 by identical scores of 28-23.

Wyoming was seeking its third straight road win on Nov. 12 at UNLV, but fell short in triple overtime, losing 66-69 to the Rebels.

The last time UW won three consecutive road games was back in the 1999 season, winning at No. 24 ranked Air Force (10-7), at Louisiana-Monroe (38-20) and at Utah (43-29).

The Cowboys also won three consecutive road games in 1998 at UNLV (28-25 ot), at TCU (34-27) and at Colorado State (27-19).

The last time the Pokes won four consecutive road games was a stretch at the end of the 1995 season and in to the 1996 season, winning at San Diego State (34-31) and at UTEP (42-19) to end the '95 season and defeating Iowa State (41-38 ot), UNLV (33-21) and San Jose State (45-22) on the road to start the 1996 season for five consecutive road wins.

Offensive Line Play Has Been

Strength in 2016: The play of Wyoming's offensive line has been a strength for the Cowboys in 2016.

- In terms of rushing offense, the Cowboy offensive line has helped UW average 219.5 rushing yards per game this season to rank No. 28 nationally.

- The O-Line has paved the way for Cowboy running back **Brian Hill** to rank No. 4 in the nation in rushing, averaging 140.7 yards.

Special, Special Teams: How special were the Wyoming Special Teams in the win over Boise State on Oct. 29? Here are a few of the Cowboys' special teams' accomplishments against Boise State.

- Senior punter **Ethan Wood** punted five times in the game. Boise State's average starting field position after those five punts was its own 11-yard line.

- Boise State did not score on any of its possessions following a Wyoming punt.

- True freshman place-kicker **Cooper Rothe** was a perfect 2 for 2 in field goals against Boise State, including hitting a 40-yarder and a 39-yarder.

- Wyoming's punt coverage team allowed Boise State a net of only two punt return yards on five punts.

Dynamic Senior Receiving Trio -- Gentry, Maulhardt and Hollister Form One of the Mountain West's Most Productive Receiving Units:

An area of the Cowboy offense that emerged during the 2015 season and has continued in 2016 is the receiving corps -- particularly senior wide receivers **Tanner Gentry** and **Jake Maulhardt** and senior tight end **Jacob Hollister**.

- The three are averaging a combined 10.4 receptions per game and 178.4 receiving yards per game this season.
- Gentry has had five 100-yard receiving games in 2016 (184 at UNLV, 127 at Eastern Michigan, 124 at Nebraska, 109 at Nevada and 104 vs. Northern Illinois). In 2015, he had three 100-yard games (176 vs. North Dakota, 130 vs. New Mexico and 127 at Washington State).
- Maulhardt has had one 100-yard receiving game in 2016 (106 vs. Northern Illinois). He had two 100-yard games in 2015 (113 yards at Washington State and 107 at San Diego State).

Hollister also has one 100-yard game this season (144 vs. Boise State) and had one in 2015 (119 vs. UNLV).

Here is where the three rank in this year's Mountain West Conference and NCAA rankings.

2016 Mountain West Receiving Leaders

Player, Statistical Category	Total or Average	MW Rank	NCAA Rank
Tanner Gentry, Receiving TDs	11 total receiving TDs	No. 1	No. 12
Tanner Gentry, Receiving Yards/Game	92.7 yards per game	No. 3	No. 21
Tanner Gentry, Total Receiving Yards	1,020 total receiving yards	No. 3	No. 21
Tanner Gentry, Yards per Reception	17.89 yards per reception	No. 4	No. 33
Tanner Gentry, Receptions/Game	5.18 receptions per game	No. 5	No. 54
Jacob Hollister, Yards per Reception	17.33 yards per reception	No. 5	No. 38
Jacob Hollister, Receiving TDs	6 total receiving TDs	No. 6	No. 72
Jake Maulhardt, Yards per Reception	15.80 yards per reception	No. 12	No. 90

Tanner Gentry and Jake Maulhardt Rank Among Cowboy Receiving Greats:

Senior receivers **Tanner Gentry** and **Jake Maulhardt** are ranked among the receiving greats in Wyoming history in several career receiving categories. Gentry has broken into the Top 10 in career receiving yards, career receptions and career touchdown receptions. Maulhardt is also nearing the Top 10 in school history in career TD catches. Below are where Gentry and Maulhardt currently stand.

Wyoming's Career Receiving Yard Leaders

Rk.	Player	Years	Yards	Rec.	Avg./Rec.	TDs
1.	Marcus Harris	1993-96	4,518 (+2,067)	259	17.4	38
2.	Ryan Yarbrough	1990-93	4,446 (+1,995)	239	18.6	42
3.	Jovon Bouknight	2002-05	3,626 (+1,175)	250	14.5	29
4.	Wendell Montgomery	1996-99	2,883 (+432)	181	15.9	10
5.	Ryan McGuffey	2000-03	2,679 (+228)	231	11.6	13
6.	Dominic Ruffran	2011-14	2,487 (+36)	203	12.3	15
7.	Tanner Gentry	2013-Present	2,509	165	15.2	17
8.	Malcom Floyd	2000-03	2,411	186	13.0	14
9.	Steve Martinez	1979-82	2,043	124	16.5	10
10.	Robert Herron	2010-13	2,030	152	13.4	20

Wyoming's Career Reception Leaders

Rk.	Player	Years	Rec.
1.	Marcus Harris	1993-96	259
2.	Jovon Bouknight	2002-05	250
3.	Ryan Yarbrough	1990-93	239
4.	Ryan McGuffey	2000-03	231
5.	Dominic Ruffran	2011-14	203
6.	Malcom Floyd	2000-03	186
7.	Wendell Montgomery	1996-99	181
8.	Tanner Gentry	2013-16	165
	Michael Ford	2004-07	156
10.	David Leonard	2007-10	153

Wyoming's Career TD Receptions

Rk.	Player	Years	TDs
1.	Ryan Yarbrough	1990-93	42
2.	Marcus Harris	1993-96	39
3.	Jovon Bouknight	2002-05	29
4.	Robert Herron	2010-13	20
5.	Anthony Sargent	1986-87	19
6.	Tanner Gentry	2013-16	17
7.	Dominic Ruffran	2011-14	15
8.	Jake Maulhardt	2013-16	14
	Malcom Floyd	2000-03	14
	Gene Huey	1965-68	14
	Dewey McConnell	1948-51	14
12.	Ryan McGuffey	2000-03	13
	Jalen Claiborne	2012-14	13
	Jacob Hollister	2014-16	11



WYOMING FOOTBALL 2016

Gentry Extends Streak of Consecutive Games With a Reception:

Consistency has been a strength of senior receiver **Tanner Gentry**. Gentry extended his streak of consecutive games with a reception to **30 games after catching four passes for 58 yards against San Diego State**. Gentry enters this week tied for **24th in the nation** in consecutive games with a reception.

Consecutive Games With a Reception

Rk. Player	Games
1. Robert Davis, Georgia State	48
2. Corey Davis, Western Michigan	47
Zach Pascal, Old Dominion	47
4. Zay Jones, East Carolina	46
5. Nate Phillips, Arizona	44
Taquan Mizzell, Virginia	44
7. Jonnu Smith, Florida International	42
8. Ronnie Moore, Bowling Green	41
9. River Carcraft, Washington State	39
Juju Smith-Schuster, USC	39
11. Trent Taylor, Louisiana Tech	38
12. Christian McCaffrey, Stanford	36
Corey Jones, Toledo	36
Josh Reynolds, Texas A&M	36
15. Jordan Westerkamp, Nebraska	35
KD Cannon, Baylor	35
17. Cam Serigne, Wake Forest	34
Allen Lazard, Iowa State	34
Thomas Sperbeck, Boise State	34
Artavis Scott, Clemson	34
21. Fred Ross, Mississippi State	33
22. Amara Darboh, Michigan	31
Jaylen Samuels, N.C. State	31
24. Tanner Gentry, Wyoming	30
James Washington, Oklahoma State	30

Gentry Part of Second Longest Pass Play in School History in 2015:

Wide receiver **Tanner Gentry** was part of the second longest pass play in school history in the 2015 season opener vs. North Dakota. Gentry caught a 92-yard touchdown pass from redshirt senior quarterback **Cam Coffman** for Wyoming's first TD of the season. The only longer pass play in school history was a 93-yard TD pass from Brett Smith to Robert Herron versus San Jose State in 2013.

Linebacker D.J. May Leading MW and One of Nation's Top Kick Returners:

Senior linebacker **D.J. May** is once again one of the nation's leading kickoff returners. May enters this week ranked No. 1 in the Mountain West and No. 11 in the NCAA in kickoff returns, averaging 27.9 yards per return.

A converted running back, who shifted to linebacker at the beginning of his junior season, May averaged 26.2 yards per return in 2015 to rank No. 4 in the MW and No. 24 in the NCAA.

2016 Wyoming Team Notes University of Wyoming Football



Tanner Gentry

to

2013, the FanVote tally provided the one-vote margin of victory for Brandin Cooks of Oregon State in the closest contest in years.

Tanner Gentry Named to the 2016 Biletnikoff Award Watch List, Earns Honor for Second Straight Year:

The Tallahassee Quarterback Club (TQC) Foundation, Inc., the Florida-based creator and sponsor of the Biletnikoff Award, announced on Tuesday, Sept. 27 that University of Wyoming senior receiver **Tanner Gentry** had been added to the 2016 Biletnikoff Award Watch List. The Biletnikoff Award is presented annually to the college football season's outstanding receiver. Any player, regardless of position, who catches a pass is eligible for the award. This is the second consecutive year that Gentry has been named to the Biletnikoff Award List.

Recently the Tallahassee Quarterback Club Foundation opened the 2016 FanVote at: <http://biletnikoffaward.com/fan-vote>. Every fan may vote once daily. The aggregate fan tally will be counted as one official vote to determine semi-finalists (10 receivers), finalists (three) and the winner. In 2013, the FanVote tally provided the one-vote margin of victory for Brandin Cooks of Oregon State in the closest contest in years.



Chase Roullier

to

position Lombardi played at Fordham University. Later, the award was expanded to include as candidates linebackers and tight ends. This year, candidates are allowed from all position players who have displayed outstanding performance on the field and exhibit great leadership qualities.

Chase Roullier Named to the 2016 Outland Trophy and Rotary Lombardi Award Watch Lists:

Wyoming senior offensive lineman **Chase Roullier** has been named to both the 2016 Outland Trophy Watch List and the 2016 Rotary Lombardi Award Watch.

The Football Writers Association of America (FWAA) selects the Outland Trophy Watch List. The Outland Trophy is presented annually to the nation's most outstanding interior lineman. Only interior linemen on offense (centers, guards and tackles) and defense (tackles and nose tackles) are eligible for the Outland Trophy. The award is named for the late John Outland, an All-America lineman at Penn at the turn of the 20th century. The Rotary Lombardi Award is in its 47th year of existence, having begun in 1970 by the Rotary Club of Houston to honor NFL coach Vince Lombardi.

The award began as a way to honor interior line positions, which is the position Lombardi played at Fordham University. Later, the award was expanded to include as candidates linebackers and tight ends. This year, candidates are allowed from all position players who have displayed outstanding performance on the field and exhibit great leadership qualities.

Roullier has been a mainstay for the Cowboy Football team the past three seasons. He was named to the 2016 Preseason All-Mountain West team in voting by conference media members, and earned Second Team All-Mountain West Conference honors as a junior in 2015 in voting by conference head coaches and media.

Roullier is also an outstanding student, majoring in mechanical engineering. He is a three-time Academic All-Mountain West Conference selection.



Ethan Wood

to

46.0 yards net punting as a team in the win over the Broncos. Due to Wood's punting, Boise State did not score on any of its five possessions following Wood's five punts on the day. His final punt of 42 yards was downed at the Boise State 10-yard line and led to Cowboy senior nose tackle **Chase Appleby** sacking Bronco quarterback Brett Rypien two plays later for the game-winning safety.

Ethan Wood Named Ray Guy Award Punter of the Week vs. Boise State:

The Augusta Sports Council and Ray Guy Award named Wyoming's **Ethan Wood** the national Ray Guy Award Punter of the Week following his performance in UW's victory over 13th ranked Boise State. Wood has been on the Guy Watch List each of the past two seasons.

Wood had an incredible day punting the football and had a critical impact on the game, averaging a season high 46.4 yards per punt on five punts. He placed four of his five punts inside the Boise State 20-yard line, including punts downed at the Broncos' 7, 12, 5 and 10 yard lines. The punt that he placed at the Boise State five resulted in Boise taking possession at their own one-yard line after a muff.

His fifth punt was also fielded inside the Boise State 20 -- at the 19 and returned only six yards to the Broncos' 25-yard line. That was the only punt returned on the day by the Broncos. Wood helped the Cowboys average 46.0 yards net punting as a team in the win over the Broncos. Due to Wood's punting, Boise State did not score on any of its five possessions following Wood's five punts on the day. His final punt of 42 yards was downed at the Boise State 10-yard line and led to Cowboy senior nose tackle **Chase Appleby** sacking Bronco quarterback Brett Rypien two plays later for the game-winning safety.

Senior Punter Ethan Wood Had Special Night Against Colorado State:

Senior punter **Ethan Wood** had a very special night on special teams against rival Colorado State on Oct. 1. The native of Colorado Springs, Colo., punted six times for a 44.5-yard average and placed four punts inside the Colorado State 20-yard line, including two punts downed on the CSU one-yard line. His punting played a critical role in Wyoming's 38-17 win by making CSU start at an average yard line of its own 15-yard line following his six punts. Wood helped the Cowboys average a remarkable 44.7 yards in net punting on the day, as the Rams returned only one punt for a minus one yard. He had punts of 45, 38, 47, 48, 49 and 40 yards. The 47 and 49-yard punts were the ones downed at Colorado State's own one-yard line.



Chase Roullier Named a Semifinalist for NFF Campbell Trophy Award is College Football's Premier Scholar-Athlete Honor:

University of Wyoming senior center **Chase Roullier** has been named one of the 156 semifinalists for this year's National Football Foundation & College Hall of Fame (NFF) **William V. Campbell Trophy** presented by Fidelity Investments.

The Campbell Trophy is recognized as college football's premier scholar-athlete award. The 156 individuals come from all divisions of college football.

Roullier is pursuing his bachelor's degree in mechanical engineering at UW and is on schedule to graduate in December 2016. He has achieved a 3.206 cumulative grade-point average. Roullier is a native of Savage, Minn.

Roullier is a three-time Academic All-Mountain West Conference selection in 2013, '14 and '15. He has been involved with a number of community service projects. In May 2014 and May 2015, he traveled to Haiti to honor the memory of fallen football teammate Ruben Narcisse. Roullier helped conduct sports camps and assisted the local church of Ruben's Narcisse's father Lyonel Narcisse in rebuilding efforts in Haiti. Roullier was also part of a UW group that worked with another ministry, Love a Child, which reaches out to Haiti's most vulnerable youth through a variety of ministries including an orphanage, rural outreach programs, food distribution, medical care and a soccer league ministry. Through the Fellowship of Christian Athletes, Roullier has been involved in Hoops Day and Youth Activities. He is a member of the University of Wyoming FCA Leadership Team and was a Huddle Leader for the FCA Next Level Retreat in the Spring of 2016.

From the original list of 156 semifinalists, 12 to 14 finalists will be named on Nov. 1 to the NFF National Scholar-Athlete Class. Each finalist will receive an \$18,000 postgraduate scholarship. Those finalists for the 2016 Campbell Award will travel to New York City for the 59th NFF Annual Awards Dinner on Dec. 6. The winner of the Campbell Award will be announced at the NFF Awards Dinner and will receive an additional \$7,000 in scholarship money to increase his overall postgraduate scholarship to \$25,000.

The Campbell Trophy is named for **Bill Campbell**, who was chairman of Intuit and was a former player and coach at Columbia University. Campbell was honored in 2004 as the recipient of the NFF's Gold Medal. This year's postgraduate scholarships will push the program's all-time distribution to more than \$11.1 million.

This year's semifinalists are represented by all divisions of college football. Roullier is one of 66 nominees from the NCAA Football Bowl Subdivision (FBS), and is one of 91 team captains nominated. There are 67 offensive nominees, 68 defensive nominees and 21 special teams nominees.

Andrew Wingard Becomes Only 12th Player in Wyoming History With Multiple 100-Tackle Seasons:

Current Wyoming sophomore free safety **Andrew Wingard** enters this week with 110 tackles for the 2016 season. As a true freshman in 2015, Wingard made 122 tackles. That was the 15th best single-season total in school history, and made him the first freshman in school history to record 100 tackles in a single season. He now has become only the 12th player in school history to have 100 tackles in multiple seasons as a Cowboy. All 12 individuals who have accomplished that feat are listed below.

Wyoming Players with Multiple 100-Tackle Season (Dating Back to the 1966 Season When Defensive Stats Began Being Compiled)

Player, Position	Seasons (Number of Tackles)
John Salley, FS	1980 (109), 1981 (106), 1982 (143)
Jim Talich, LB	1995 (103), 1996 (138), 1997 (121)
Brian Brown, LB	1996 (103), 1997 (136)
Al Duyn, S	1972 (112), 1973 (134)
Ken Fantetti, LB	1977 (112), 1978 (115)
Tyler Gottschalk, LB	2002 (125), 2003 (105)
Brian Hendricks, LB	2009 (116), 2011 (105)
Bruce Mowry, LB	1983 (121), 1984 (139)
Chris Prosinski, FS	2009 (140), 2010 (108)
Mike Schenbeck, LB	1986 (109), 1987 (106)
Galand Thaxton, LB	1986 (158), 1987 (143)
Andrew Wingard, FS	2015 (122), 2016 (110)

Cowboy Middle Linebackers Wacha and Nzeocha Have Ties to MLB and NFL:

Wyoming has a couple current Cowboys with interesting family ties. Senior middle linebackers **Lucas Wacha** and **Eric Nzeocha** both have brothers currently playing professionally.

Wacha, who has been a starting linebacker for Wyoming over the past three seasons, is the younger brother of St. Louis Cardinals' pitcher **Michael Wacha**. The Wachas are originally from Texarkana, Texas. Michael played his college baseball at Texas A&M.

Nzeocha is the younger brother of former Wyoming Cowboy linebacker **Mark Nzeocha**, who was drafted as the 19th pick in the seventh round of the 2015 NFL Draft by the Dallas Cowboys. Nzeocha is currently playing linebacker for the Cowboys. The Nzeocha brothers hail from Neusitz, Germany.

Josh Allen Emerging as One of the Top QBs in the Mountain West:

Redshirt sophomore quarterback **Josh Allen** is emerging as one of the top quarterbacks in the Mountain West Conference in 2016. Allen ranks among league leaders in numerous statistical categories.

He has been named the Mountain West Conference Offensive Player of the Week twice during his sophomore season. His first MW Player of the Week honor came after leading the Cowboys to a 40-34 triple overtime win against Northern Illinois in the 2016 season opener. Allen also earned the honor for his play in a 52-28 win over Utah State.

2016 Mountain West and NCAA Rankings

Josh Allen's 2016 Rankings	Average	MW Rank	NCAA Rank
Passing Yards per Comp.	15.63 yards per completion	No. 1	No. 1
Passing Yards per Attempt	8.87 yards per attempt	No. 2	No. 9
Passing Efficiency	150.3 rating	No. 3	No. 20
Points Responsible/Game	16.5 points responsible for per game	No. 1	No. 21
Passing TDs	23 total touchdown passes	No. 1	No. 24
Total Offense	271.4 yards per game	No. 2	No. 35
Total Passing Yards	2,500 total passing yards	No. 2	No. 45
Passing Yards per Game	227.3 yards per game	No. 2	No. 52

Brian Hill in Pursuit of His Own Single-Season Rushing Records in 2016:

Cowboy sophomore running back **Brian Hill** set two Wyoming single-season rushing records in 2015. He is in pursuit of his own records again in 2016.

- Hill averaged 135.9 rushing yards per game in 2015 to break the Wyoming single-season record of 121.3 yards per game set by **Ryan Christopherson** in 1994. In 2016, he is averaging 140.7.

- Hill rushed for 1,631 yards in 2015 to break the school record of 1,455 rushing yards, also set by Christopherson in 1994. This season, Hill has rushed for 1,548.

- Hill's 281 carries in 2015 and 281 in 2016 rank second only to Christopherson's 300 rushing attempts in 1994.

- Hill's 35 carries in the 2015 season finale vs. UNLV fell only two rushing attempts shy of Christopherson's record 37 carries vs. NE Louisiana in 1994 and Steve Cockreham's 37 carries vs. Arizona State in 1972. Hill's high in carries for 2016 is 33 against Northern Illinois.

Penalty Perfect: The Wyoming Cowboys did not commit a single penalty in their 30-28 win over Boise State. That is the first time Wyoming did not have a penalty in a game since Nov. 11, 1989, on the road at San Diego State. The Cowboys, however, lost that game to the Aztecs 27-17.





Brian Hill

Junior, Running Back, 6-1, 219
Belleville, Ill. (Belleville West)

- 2016 Maxwell Award Watch List
- 2016 Semifinalist for Doak Walker Award
- 2016 Preseason First Team All-Mountain West
As Selected by MW Media and Athlon Sports
- 2016 Preseason First Team All-Mountain West
As Selected by College Sports Madness
- 2015 Semifinalist for Doak Walker Award
- 2015 First Team All-Mountain West
As Selected by Phil Steele
- 2015 Second Team All-Mountain West
As Selected by MW Head Coaches and Media

Chase Roullier

Senior, Offensive Guard, 6-4, 315
Savage, Minn. (Burnsville)

- 2016 Outland Award Watch List
- 2016 Rotary Lombardi Award Watch List
- 2016 Semifinalist for National Football Foundation
William V. Campbell Scholar-Athlete Trophy
- 2016 Preseason First Team All-Mountain West
As Selected by MW Media and Athlon Sports
- 2016 Preseason First Team All-Mountain West
As Selected by College Sports Madness
- 2015 Second Team All-Mountain West
As Selected by MW Head Coaches and Media



Andrew Wingard

Sophomore, Free Safety, 6-0, 207
Arvada, Colo. (Ralston Valley)

- 2016 Semifinalist for Jim Thorpe Award Watch List
- 2016 Preseason First Team All-Mountain West
As Selected by MW Media and Athlon Sports
- 2016 Preseason First Team All-Mountain West
As Selected by College Sports Madness
- 2015 Second Team All-Mountain West
As Selected by MW Head Coaches and Media
- 2015 Second Team All-Mountain West
As Selected by Phil Steele

Tanner Gentry

Senior, Wide Receiver, 6-2, 215
Aurora, Colo. (Grandview)

- 2016 Biletnikoff Award Watch List
- 2015 Biletnikoff Award Watch List
- 2016 Preseason Second Team All-Mountain West
As Selected by Athlon Sports
- 2016 Preseason Second Team All-Mountain West
As Selected by College Sports Madness

Ethan Wood

Senior, Punter, 6-3, 176
Colorado Springs, Colo. (Liberty)

- 2016 Ray Guy Award Watch List
- 2015 Ray Guy Award Watch List



Brian Hill Rushes for Over 100 Yards in 19 of Last 28 Games: Cowboy running back **Brian Hill** has rushed for over 100 yards in 19 of the last 28 games.

Brian Hill, 100-yard Games (By Yards)

- 289 yards at Nevada, Oct. 22, 2016
- 281 yards at Fresno State, Nov. 1, 2014
- 242 yards vs. Eastern Michigan, Sept. 12, 2015
- 232 yards vs. UNLV, Nov. 28, 2015
- 208 yards at Appalachian State, Oct. 3, 2015
- 207 yards vs. UC Davis, Sept. 17, 2016
- 201 yards at Utah State, Oct. 30, 2015
- 188 yards vs. Nevada, Oct. 17, 2015
- 166 yards at Colorado State, Oct. 1, 2016
- 157 yards at New Mexico, Nov. 29, 2014
- 146 yards vs. Boise State, Oct. 29, 2016
- 142 yards vs. Utah State, Nov. 5, 2016
- 139 yards at Washington State, Sept. 19, 2015
- 131 yards vs. San Diego State, Nov. 19, 2016
- 128 yards at Air Force, Oct. 10, 2015
- 125 yards vs. Northern Illinois, Sept. 3, 2016
- 122 yards vs. Utah State, Nov. 7, 2014
- 121 yards at Colorado State, Oct. 25, 2014
- 119 yards at UNLV, Nov. 12, 2016

Brian Hill, 100-yard Games (By Season)

2014

- 121 yards at Colorado State, Oct. 25, 2014
- 281 yards at Fresno State, Nov. 1, 2014
- 122 yards vs. Utah State, Nov. 7, 2014
- 157 yards at New Mexico, Nov. 29, 2014

2015

- 242 yards vs. Eastern Michigan, Sept. 12, 2015
- 139 yards at Washington State, Sept. 19, 2015
- 208 yards at Appalachian State, Oct. 3, 2015
- 128 yards at Air Force, Oct. 10, 2015
- 188 yards vs. Nevada, Oct. 17, 2015
- 201 yards at Utah State, Oct. 30, 2015
- 232 yards vs. UNLV, Nov. 28, 2015

2016

- 125 yards vs. Northern Illinois, Sept. 3, 2016
- 207 yards vs. UC Davis, Sept. 17, 2016
- 166 yards at Colorado State, Oct. 1, 2016
- 289 yards at Nevada, Oct. 22, 2016
- 146 yards vs. Boise State, Oct. 29, 2016
- 142 yards vs. Utah State, Nov. 5, 2016
- 119 yards at UNLV, Nov. 12, 2016
- 131 yards vs. San Diego State, Nov. 19, 2016

Wick Records Eight 100-Yard Rushing Games During His Career:

Senior running back **Shaun Wick** has recorded eight 100-yard rushing games as a Cowboy.

Shaun Wick, 100-yard Games (By Yards)

- 234 yards at San Jose State, Oct. 26, 2013
- 134 yards vs. Montana, Aug. 30, 2014
- 122 yards vs. Oregon, Sept. 13, 2014
- 121 yards at Hawai'i, Oct. 11, 2014
- 116 yards vs. New Mexico, Oct. 12, 2013
- 111 yards vs. Florida Atlantic, Sept. 20, 2014
- 110 yards vs. Idaho, Sept. 7, 2013
- 101 yards at Nebraska, Aug. 31, 2013



Brian Hill

Brian Hill, Jr.
6-1, 219, Belleville, Ill. (Belleville West)

- In 2016, Hill is averaging 140.7 rushing yards per game to rank No. 3 in the MW and No. 4 in the nation.
- Named one of 10 semifinalists for the 2016 Doak Walker Award.
- One of only four repeat semifinalists for Doak Walker Award in 2015 and '16
- He became the Wyoming career rushing leader in 2016 and enters this week with 3,975 career rushing yards.
- Recorded his second 1,000-yard season in 2016, currently at 1,548 yards.
- Ranked No. 3 in league and No. 15 in the nation in all-purpose yards in 2016 (143.5 yards per game).
- Ranked No. 1 in MW and No. 8 in NCAA in rushing yards (135.9 per game in 2015).

- Ranks No. 2 in school history in career rushing TDs with 31.
- Has eight 100-yard rushing games in 2016, rushed for 100 yards seven times in 2015 and recorded four 100-yard rushing games as a true freshman in 2014.
- Named Walter Camp National Offensive Player of the Week for his performance at Fresno State in 2014, accounting for 387 all-purpose yards --281 rushing yards and 106 receiving yards.
- Had exactly 1,000 all-purpose yards as a freshman, 1,763 as a sophomore and 1,579 as a junior.



Shaun Wick

Shaun Wick, RSr.
5-10, 210, Oxnard, Calif. (St. Bonaventure)

- He currently ranks No. 6 in school history in rushing yards, with 2,411.
- Ranks No. 9 in school history in Career Rushing Touchdowns, with 21.
- Ranked No. 4 in MW and No. 21 in NCAA in average yards per rush in 2014 (5.98 ypr) as a junior.
- Rushed for 753 yards in 2014 despite missing three games due to broken hand.
- Fell only 21 yards shy of 1,000 rushing yards as a sophomore in 2013, rushing for 979 yards. He accounted for 1,155 all-purpose yards in 2013.

Hill and Wick Rank Among NCAA Active Career Rushing Leaders in 2016:

Wyoming running backs **Brian Hill** and **Shaun Wick** rank among the NCAA's active leaders in career rushing yards for the 2016 season. Below are this year's top active career rushers entering this week's games.

2016 NCAA Active Rushing Leaders

Rk.	Player, School	Yards	Att.	TDs
1.	Donnel Pumphrey, San Diego State, Sr.	6,127	997	59
2.	Marcus Cox, Appalachian State, Sr.	4,820	863	51
3.	Kareem Hunt, Toledo, Sr.	4,625	740	41
4.	De'Angelo Henderson, Coastal Carolina, Sr.	4,500	699	57
5.	Dalvin Cook, Florida State, Jr.	4,166	641	44
	Shock Linwood, Baylor, Sr.	4,166	699	36
7.	Elijah McGuire, Louisiana Lafayette, Sr.	4,076	656	41
8.	Royce Freeman, Oregon, Jr.	4,040	684	44
9.	Kalif Phillips, Charlotte, Sr.	4,008	728	41
10.	Brian Hill, Wyoming, Jr.	3,975	707	31
11.	Leonard Fournette, LSU, Jr.	3,830	616	40
13.	Samaje Perine, Oklahoma, Jr.	3,797	631	47
15.	Christian McCaffrey, Stanford, Jr.	3,718	602	20
43.	Shaun Wick, Wyoming, Sr.	2,411	494	21

Hill and Wick Rank Among Wyoming Career Rushing TD Leaders: Junior running back **Brian Hill** and redshirt senior running back **Shaun Wick** both rank among the Top 10 in school history in career rushing touchdowns.

Wyoming's Career Rushing TD Leaders

Player	Years	TDs	
1. Eddie Talboom	1948-50	34	
2. Brian Hill	2014-Present	31	
3. Phil Davis	1978-81	30	
4. Alvester Alexander	2009-11	27	
5. Kevin Lowe	1981-84	26	
	Walt Goffigan	1980-83	26
7. Marques Brigham	1995-98	25	
8. Wynel Seldon	2005-08	22	
9. Shaun Wick	2012-Present	21	
10. Brett Smith	2011-13	20	



Andrew Wingard Made His Mark at Wyoming and on a National Level as a True Freshman:

As a true freshman free safety in 2015 **Andrew Wingard** made an immediate impact at Wyoming and on a national level.

- Wingard was one of only 29 freshmen in the nation to be named to the 2015 Football Writers Association of America (FWAA) Freshman All-America Team. The FWAA selected 12 players on offense, 12 on defense and five on special teams to its Freshman All-America Team.

- He earned Second Team All-Mountain West Conference honors as a true freshman.

- Wingard led Wyoming in total tackles in 2015, with 122, and in solo tackles with 83.

- He ranked No. 2 in the Mountain West Conference and No. 12 in the nation in tackles, averaging 10.2 per game.

- Wingard averaged 6.9 solo tackles per game to rank No. 1 in the Mountain West and No. 4 in the NCAA.

- He recorded seven double-figure tackle games in the first 12 games of his career.

- Wingard took over as that starter at free safety in the second game of his freshman season.

Eight Current Wyoming Cowboys Have Recorded Double-Figure Tackle Games in Their Careers:

Eight current Wyoming Cowboys have recorded double-figure tackle games during their UW careers.

Player, Date and Opponent	Tackles
Marcus Epps, fs	
Nov. 7, 2015, vs. Colorado State	13 tackles
Oct. 30, 2015, at Utah State	13 tackles
Nov. 19, 2016, vs. San Diego St.	12 tackles
Nov. 12, 2016, at UNLV	12 tackles
Sept. 10, 2016, at Nebraska	11 tackles
Sept. 5, 2015, vs. North Dakota	11 tackles
Nov. 28, 2015, vs. UNLV	10 tackles
Antonio Hull, cb	
Nov. 19, 2016, vs. San Diego St.	10 tackles
Oct. 22, 2016, at Nevada	10 tackles
Tim Kamana, lb	
Oct. 18, 2014, vs. San Jose State	10 tackles
D.J. May, Jr., lb	
Oct. 24, 2015, at Boise State	14 tackles
Chavez Pownell Jr., ss	
Sept. 5, 2015, vs. North Dakota	16 tackles
Lucas Wacha, lb	
Nov. 12, 2016, at UNLV	16 tackles
Sept. 26, 2015, vs. New Mexico	13 tackles
Oct. 19, 2013, vs. Colorado State	13 tackles
Nov. 7, 2015, vs. Colorado State	12 tackles
Nov. 22, 2014, vs. Boise State	12 tackles
Sept. 23, 2016, at Eastern Mich.	11 tackles
Sept. 7, 2013, vs. Idaho	11 tackles
Sept. 12, 2015, vs. Eastern Mich.	10 tackles
Sept. 21, 2013, at Air Force	10 tackles
Logan Wilson, lb	
Nov. 12, 2016, at UNLV	13 tackles
Andrew Wingard, fs	
Oct. 1, 2016, at Colorado State	17 tackles
Nov. 14, 2015, at San Diego State	16 tackles
Oct. 30, 2015, at Utah State	15 tackles
Sept. 10, 2016, at Nebraska	13 tackles
Sept. 3, 2016, vs. Northern Illinois	12 tackles
Sept. 19, 2015, at Washington St.	12 tackles
Sept. 12, 2015, vs. Eastern Mich.	12 tackles
Nov. 19, 2016, vs. San Diego St.	11 tackles
Nov. 12, 2016, at UNLV	11 tackles
Oct. 22, 2016, at Nevada	11 tackles
Sept. 23, 2016, at Eastern Mich.	11 tackles
Nov. 7, 2015, vs. Colorado State	11 tackles
Oct. 24, 2015, at Boise State	11 tackles
Oct. 10, 2015, at Air Force	10 tackles

San Diego State the Most Recent Top 25 Team to Visit War Memorial Stadium:

When the No. 24 ranked San Diego State Aztecs visited Laramie on Saturday, Nov. 19, 2016, they became the most recent Top 25 ranked team to visit Wyoming's War Memorial Stadium. Here are some notes on Wyoming's home record versus Top 25 ranked teams.

- The Cowboys last win over a Top 25 ranked opponent -- home or away -- was Nov. 19, 2016, versus San Diego State. Wyoming defeated San Diego in Laramie by a score of 34-33. San Diego State was ranked No. 24 in the AP poll and No. 25 in the Coaches' Poll.

- The highest ranked team Wyoming has ever defeated at home or on the road was No. 11 ranked Arizona State in 1972, by a score of 45-43 in Laramie.

Below are the Top 25 ranked teams to play in War Memorial Stadium through the years. Wyoming's wins are indicated in **BOLD**.

Top 25 Ranked Opponents to Play in War Memorial Stadium

Wyoming's Highest-Ranked Opponents in Laramie	Date	AP Ranking When They Played in Laramie	Final Score
1. Texas	Sept. 12, 2009	No. 2	Texas won 41-10
2. Boise State	Sept. 18, 2010	No. 3	Boise State won 51-6
3. TCU	Nov. 21, 2009	No. 4	TCU won 45-10
4. Utah	Nov. 13, 2004	No. 7	Utah won 45-28
5. BYU	Nov. 10, 1990	No. 8	BYU won 45-14
6. Nebraska	Sept. 24, 2011	No. 9	Nebraska won 38-14
BYU	Nov. 10, 2001	No. 9	BYU won 41-34
8. Utah	Oct. 16, 2010	No. 11	Utah won 30-6
Arizona State	Sept. 30, 1972	No. 11	Wyoming won 45-43
10. Baylor	Sept. 6, 1986	No. 12	Baylor won 31-28
11. Boise State	Oct. 29, 2016	No. 13	Wyoming won 30-28
BYU	Oct. 24, 1981	No. 13	Wyoming won 33-20
BYU	Oct. 20, 1979	No. 13	BYU won 54-14
14. Utah	Oct. 11, 2008	No. 14	Utah won 40-7
Arizona State	Oct. 5, 1968	No. 14	Wyoming won 27-13
16. BYU	Nov. 13, 1999	No. 15	Wyoming won 31-17
Arizona	Sept. 27, 1975	No. 15	Arizona won 14-0
18. Fresno State	Nov. 9, 2013	No. 16	Fresno State won 48-10
19. BYU	Oct. 22, 1977	No. 17	BYU won 10-7
20. Arizona State	Oct. 5, 1974	No. 18	Arizona State won 16-10
Arizona State	Oct. 3, 1970	No. 18	Arizona State won 52-3
22. Washington State	Sept. 23, 1989	No. 19	Washington St. won 29-23
23. BYU	Oct. 8, 1983	No. 20	BYU won 41-10
24. Boise State	Oct. 27, 2012	No. 21	Boise State won 45-14
25. Air Force	Oct. 26, 2002	No. 22	Wyoming won 34-26
26. Air Force	Nov. 14, 1998	No. 23	Air Force won 10-3
27. San Diego State	Nov. 19, 2016	No. 24	Wyoming won 34-33
27. BYU	Nov. 7, 2009	No. 25	BYU won 52-0

Pokes' Overtime History: The Wyoming Cowboys have played 14 overtime games in their history. The most recent overtime game the Cowboys played was on Nov. 12, 2016. The Cowboys lost at UNLV, 66-69, in triple overtime. Wyoming has played three overtime games at home in War Memorial Stadium. Two of Wyoming's 14 overtime games have been played on neutral sites in postseason -- the 1996 WAC Championship game in Las Vegas and the 2009 New Mexico Bowl in Albuquerque, N.M. The other nine overtime games have been played on the road.

Date	Opponent, Result	Wyoming Record	Site
9/7/96	at Iowa State, W 41-38 (1ot)	1-0	Away
12/7/96	vs. BYU, L 25-28 (1ot) #	1-1	Neutral
10/17/98	at UNLV, W 28-25 (1ot)	2-1	Away
11/2/02	at UNLV, L 48-49 (1ot)	2-2	Away
11/6/04	at UNLV, W 53-45 (3ot)	3-2	Away
9/9/06	at Virginia, L 12-13 (1ot)	3-3	Away
9/30/06	at Syracuse, L 34-40 (2ot)	3-4	Away
12/19/09	vs. Fresno State, W 35-28 (2ot) *	4-4	Neutral
9/22/12	at Idaho, W 40-37 (1ot)	5-4	Away
10/6/12	at Nevada, L 28-35 (1ot)	5-5	Away
11/23/13	vs. Hawai'i, W 59-56 (1ot)	6-5	Home
10/18/14	vs. San Jose State, L 20-27 (1ot)	6-6	Home
9/3/16	vs. Northern Illinois, W 40-34 (3ot)	7-6	Home
11/12/16	at UNLV, L 66-69 (3ot)	7-7	Away

#The overtime game versus BYU was played in the 1996 Western Athletic Conference Championship Game in Las Vegas, Nev.

*The overtime game vs. Fresno State came in the 2009 New Mexico Bowl in Albuquerque, N.M.



Senior Jacob Hollister Among Nation's Top Returning Tight Ends, Entering 2016 Season:

Wyoming senior tight end **Jacob Hollister** ranked among the leading returning tight ends in the nation in 2015. See more detail below.

Active Career Tight End Leaders

Based on Receptions, Entering 2016 Season

<u>Player</u>	<u>Rec.</u>	<u>Yards</u>
1. Jonnu Smith, FIU, Sr.	136	1495
2. Cam Serigne, Wake Forest, Jr.	100	1093
3. Thomas Duarte, UCLA, Sr.	97	1626
Evan Ingram, Ole Miss, Sr.	97	1394
5. Billy Freeman, SJSU, Sr.	94	1195
6. Jake Butt, Michigan, Sr.	92	1100
7. Bucky Hodges, Va. Tech, Jr.	85	1056
8. David Morgan, UTSA, Sr.	72	890
9. Jaylen Samuels, N.C.State, So.	71	693
10. OJ Howard, Alabama, Sr.	69	1131
11. Jake Roh, Boise State, Jr.	68	765
12. Jordan Leggett, Clemson, Sr.	66	862
Josiah Price, Mich. State, Sr.	66	851
14. Keith Rucker, Ga. State, Sr.	58	786
15. Kody Kohl, Arizona State, Sr.	48	535
16. Jacob Hollister, Wyoming, Sr.	43	599

Cowboys Gaining Experience, But Still Among Younger Teams in Nation:

Wyoming's team youth was evident in 2015 as 16 true freshmen and 10 redshirt freshmen played for UW for a combined total of 26. The Cowboys also ranked second in 2015 in terms of teams with the fewest seniors. Wyoming had only eight (8) seniors in 2015.

While the Cowboys are more experienced entering the 2016 season, they are still a relatively young team as evidenced by having only 18 seniors on this year's team, which ranks them among the top 25 teams in the nation in fewest seniors.

Fewest Seniors Entering 2016 Season

1. Kentucky	11
2. Baylor	12
Penn State	12
4. Florida	13
Marshall	13
Massachusetts	13
Minnesota	13
North Carolina State	13
Old Dominion	13
Wake Forest	13
11. TCU	14
USC	14
Wisconsin	14
14. Florida Atlantic	15
Fresno State	15
Iowa	15
Troy	15
Washington State	15
19. Bowling Green	16
Missouri	16
21. Boston College	17
Ohio State	17
Texas	17
Texas State	17
25. Wyoming	18
Temple	18

All 12 Wyoming Cowboy Games to be Televised in 2016: All 12 of Wyoming's games in the 2016 season will be televised.

Wyoming will appear on **ESPN Network** telecasts five times during the 2016 season, will appear four times on **CBS Sports Network**, will be featured on two **ROOT SPORTS** telecasts and the Wyoming vs. UC Davis game will be the first football game in Wyoming history to be live streamed on GoWyo.com. That game will also be live on the MW.com and CampusInsiders.com.

ESPN Network Games

Sept. 10 at Nebraska
Oct. 1 at Colorado State
Oct. 22 at Nevada

Nov. 5 UTAH STATE

Nov. 26 at New Mexico

CBS Sports Network Games

Sept. 3 NORTHERN ILLINOIS
Sept. 23 at Eastern Michigan (Friday game)

Oct. 29 BOISE STATE

Nov. 19 SAN DIEGO STATE

ROOT SPORTS

Oct. 8 AIR FORCE

Nov. 12 at UNLV

Live Stream on

GoWyo.com/MW.com/CampusInsiders.com

Sept. 17 UC Davis

Challenging 2016 Schedule: Wyoming's 2016 schedule will be among the most challenging in the nation. The Cowboys will play nine games in 2016 against teams who earned bowl bids in 2015. Only five FBS teams in the country will play more returning bowl teams this coming season.

Number of 2016 Opponents

Who Played in 2015 Bowl Games

1. USC	11
2. BYU	10
Colorado	10
Ohio State	10
Ole Miss	10
6. Wyoming	9

(Tied at 9 with Alabama, Arkansas, Auburn, Hawai'i, Illinois, Kansas, LSU, Northwestern, Purdue, Syracuse, Texas, Utah, Utah State, Virginia)

Craig Bohl Radio Show Presented by Laramie GM Auto Center Featured Wednesday Nights at Altitude Chophouse and Brewery in Laramie:

Cowboy fans can once gain insight into the Wyoming Football season by listening to the Craig Bohl Radio Show each Wednesday during the 2016 season, beginning Wednesday, Aug. 31.

The Craig Bohl Radio Show will air on the 25 affiliate stations of the Cowboy Sports Network from 7 to 8 p.m., Mountain Time each Wednesday.

Dave Walsh, "Voice of the Cowboys", and Bohl will talk Cowboy Football and a player guest will join them each week.

There will not be a show on Wednesday, Oct. 12 due to Wyoming Football having a Bye Week on Saturday, Oct. 15.

Inside Wyoming Football with Craig Bohl TV Show to Air Thursday Nights on ROOT SPORTS Again in 2016:

For the third consecutive year, **Inside Wyoming Football with Craig Bohl** will be televised Thursday nights on **ROOT SPORTS Rocky Mountain**.

The half-hour weekly show will premiere on **ROOT SPORTS Rocky Mountain** Thursday, Sept. 1. The regular weekly time slot will be 6 p.m., Mountain Time. There will be 12 episodes throughout the college football season.

Wyoming head coach **Craig Bohl** and "Voice of the Cowboys" **Dave Walsh** will discuss the week in Wyoming Football, previewing the upcoming game and recapping the Cowboys' most recent contest.

ROOT SPORTS Rocky Mountain is the home of the Colorado Rockies and Utah Jazz, as well as televising numerous Mountain West Conference football and basketball games. The network reaches cable and satellite viewers in Colorado, Utah, Wyoming, and parts of Idaho, Kansas, Nebraska, Nevada, New Mexico and South Dakota.

Check with your local provider for the **ROOT SPORTS Rocky Mountain** affiliate in your area.

ROOT SPORTS Rocky Mountain is carried on DIRECTV Channel 683, DISH Channel 414, as well as numerous cable providers in the Rocky Mountain region. A link to the **ROOT SPORTS Rocky Mountain** Channel Finder may be found at: <http://rockymountain.rootsports.com/channel-finder/>

The upcoming schedule for **Inside Wyoming Football with Craig Bohl** is as follows.

Upcoming Episodes

Nov. 24, 2016 6 p.m.



2016 Marks 120th Season of

Wyoming Football: The 2016 season will be the 120th season of Wyoming Football. The Cowboys first season was 1893.

Since that first season, there have been only four seasons in which Wyoming has not played football. In 1918, while Wyoming had a team they played no games due to an influenza epidemic. The other three seasons Wyoming did not field a team were 1943, '44 and '45 during World War II.

Wyoming Football's All-Time

Record: The Wyoming Cowboy Football program has played a total of **1,107 games** in its history. Wyoming is 39 games under .500 all-time (520 wins to 559 losses), and has played 49 more road games than home games in its history (521 home games to 570 road games). The Cowboys played their **1,000th game** on Sept. 6, 2008, against Air Force.

Wyoming All-Time Football Record

520-559-28 (.482) -- 1,107 Total Games

Wyoming All-Time Home Football Record

309-194-18 (.610) -- 521 Home Games

Wyoming All-Time Road Football Record

204-356-10 (.367) -- 570 Road Games

Wyoming Neutral-Site Football Record

7-9-0 (.438) -- 16 Neutral-Site Games

War Memorial Stadium Hosted Its 67th Season in 2016:

The 2016 college football season marked the 67th season of War Memorial Stadium

Wyoming has won **65.8 percent** of its games in War Memorial Stadium.

"The War" first opened on Sept. 16, 1950, with UW recording a 61-13 win over Montana State. War Memorial's original capacity was 20,000 in 1950. It was expanded to 25,500 in 1970, and the seating was increased to a capacity of 33,500 in 1977.

Following reconstruction of the upper deck on the West side of War Memorial Stadium in the summer of 2004, the new capacity of War Memorial Stadium was 30,514. With the construction of the Wildcatter Stadium Club & Suites in 2009-10, the current capacity is 29,181.

War Memorial Stadium by Decade

Decade	Record in "The War"
1950s	30- 9-4 (.744)
1960s	37- 4-1 (.893)
1970s	26- 25-1 (.510)
1980s	44- 16-0 (.733)
1990s	45- 15-1 (.746)
2000s	28- 30-0 (.483)
2010s	22- 20-0 (.524)
Total	232-119-7 (.658)

358 Total Games



Mick and Susie McMurry High Altitude Performance Center Will Benefit All UW Student-Athletes:

The University of Wyoming broke ground Saturday, Oct. 29 on the Mick and Susie McMurry High Altitude Performance Center (HAPC). The HAPC will be one of the preeminent athletic facilities in the country. It will add 71,000 square feet of new space and will expand the

current Curtis and Marian Rochelle Athletics Center to over 118,000 square feet.

The HAPC groundbreaking was held on the same day the Wyoming Cowboys hosted the Boise State Broncos in a battle for first place in the Mountain West Conference's Mountain Division.

"A successful athletics program generates excitement," Wyoming Gov. Matt Mead said in April, when fundraising was announced. "This leads to better student recruitment, better alumni support and stronger schools. I recommended \$20 million in matching funds for the expansion and renovation of the Rochelle Athletics Center for these reasons. I thank Marian H. Rochelle for this generous gift and her continued support of the University of Wyoming."

The project is funded by \$24 million in private donations that were raised by UW Athletics and the UW Foundation and \$20 million in state matching approved by Gov. Mead and the Legislature. Overwhelming interest by donors—55 total—saw the fundraising efforts completed ahead of schedule. Marian Rochelle and her family donated \$3 million as a leadership gift to kick off the project, and the combined gifts of Marian Rochelle and her daughter April Brimmer Kunz have since grown to \$4.1 million.

"Mick and Susie McMurry's generosity and their commitment to making the University of Wyoming a premier university in both athletics and academics will be symbolized by the High Altitude Performance Center that will bear their name," says Tom Burman, UW athletics director. "We also want to thank Marian Rochelle and April Brimmer Kunz for their generous lead gift for this project. And we of course want to thank Governor Mead and the members of the Wyoming State Legislature for making funds available to match the private funds that we raised for this facility."

"The High Altitude Performance Center will be one of the best facilities of its kind in all of college athletics. It will provide the student-athletes in all of our sports the athletic training resources to compete with the best in the nation, and it will provide our academic counseling unit exceptional resources to help our student-athletes achieve their educational and career goals."

"The Mick and Susie McMurry High Altitude Performance Center will redefine Cowboy football," says UW Head Football Coach Craig Bohl. "This facility will play a critical role in our vision of recruiting to what we call the Wyoming Profile. That recruiting effort involves attracting a young man who is committed to earning a meaningful degree from an outstanding academic institution and has a laser-like focus to win Mountain West Conference championships. The High Altitude Performance Center will put us at the top of the league in terms of training and academic facilities, which is where we also aspire to be on the field of competition."

The new facility will focus on the unique advantages of training at an altitude of 7,220 feet. From strength and conditioning training, to nutrition, to recovery and rehabilitation services following injuries, the HAPC will serve the needs of all of Wyoming's 400-plus student-athletes.

The facility's design will stay true to the architectural tradition of iconic sandstone buildings featured throughout the UW campus.

Located just beyond the north end zone, the High Altitude Performance Center will enhance the aesthetics of War Memorial Stadium. Due to its location, the HAPC will be highly visible for national television audiences. It will show the commitment that the state of Wyoming has in ensuring Wyoming Athletics continues to successfully compete at the NCAA Division I level -- the highest level of competition in college sports.

The ground level of the HAPC will house both an Olympic sport weight-training area and a separate strength and conditioning center for the Cowboy football team that will overlook Jonah Field. Also on the first floor will be a sports medicine area that will nearly double the size of its previous space, allowing for more effective and efficient treatment of UW student-athletes. The football locker room, like the football strength and conditioning area, will overlook the field and will include a player lounge.

The second floor will include an expansive academic center to house academic counselors, tutoring areas and a computer lab, as well as enhanced and renovated football offices, meeting rooms, a new recruiting lounge and the nutrition center/training table. The theater-style team meeting room will span both the first and second floors.

Construction on the project will begin after the conclusion of the 2016 Cowboy football season. It is estimated that the project will take 18-20 months to complete.

The original Curtis and Marian Rochelle Athletics Center was opened in 2001 at a total cost of \$9.4 million. Fundraising for the RAC included a historic \$4.2 million gift from the Rochelles, which was the largest donation in school history at the time. A total of 167 donors contributed to the original RAC.



WYOMING

FOOTBALL 2016

2016 Opponent Information

University of Wyoming Football

New Mexico

Fast Facts

Location:	Albuquerque, N.M.
Enrollment:	28,800
Founded:	1889
Athletic Director:	Paul Krebs
Colors:	Cherry and Silver
Nickname:	Lobos
Conference:	Mountain West Conference
Stadium:	University Stadium
Capacity:	39,224
Surface:	FieldTurf

Series Record

vs. New Mexico

The 2016 Meeting Will be the:	69th
Overall Series Record:	UW leads 36-32
MWC Series Record:	UW trails 6-11
Series Began:	Nov. 29, 1930
UW Record in Laramie:	18-15
UW Record in Albuquerque:	18-17
UW Record at Neutral Sites:	0-0
UW Head Coach Craig Bohl vs.:	0-2
Longest Wyoming Win Streak:	7 (1986-92)
Longest UNM Win Streak:	7 (1969-75)
Largest UW Margin of Victory:	48 (1988)
Largest UNM Margin of Victory:	35 (1971, '00)
Most Points Scored by UW:	59 (1984, '87)
Most Points Scored by UNM:	49 (1971, '02)

Date	Score	Site	Date	Score	Site
11/29/30	W 19-6	A	11/7/87	W 59-16	A
11/26/31	W 14-2	A	10/15/88	W 55-7	H
9/29/39	L 7-34	A	10/28/89	W 24-23	A
9/28/40	W 7-3	H	10/13/90	W 25-22	H
11/29/41	L 0-28	A	10/19/91	W 39-19	A
9/24/49	W 41-14	A	10/10/92	W 35-21	H
10/28/50	W 44-0	H	11/13/93	L 7-10	A
11/10/51	W 41-7	A	11/12/94	W 38-28	H
10/18/52	L 0-7	H	11/20/99	W 42-28	H
11/14/53	L 7-9	A	9/30/00	L 10-45	A
10/16/54	W 9-7	H	10/6/01	L 29-30	H
11/12/55	W 20-0	A	11/30/02	L 20-49	A
10/13/56	W 20-13	H	11/22/03	L 3-26	H
11/16/57	W 20-13	A	11/20/04	L 9-16	A
10/25/58	L 12-13	H	10/15/05	L 24-27	H
11/14/59	W 25-20	A	10/7/06	W 14-10	A
9/24/60	W 13-3	H	10/13/07	L 3-20	H
11/11/61	W 33-7	A	10/4/08	L 0-24	A
9/22/62	L 21-25	H	10/10/09	W 37-13	H
11/9/63	L 6-17	A	11/6/10	L 31-34	A
10/31/64	L 6-17	H	11/19/11	W 31-10	H
11/6/65	W 27-9	A	11/10/12	W 28-23	A
10/15/66	W 37-7	H	10/12/13	W 38-31	H
11/11/67	W 42-6	A	11/29/14	L 30-36	A
10/26/68	W 35-6	H	9/26/15	L 28-38	H
11/15/69	L 12-24	A			
10/24/70	L 7-17	H			
11/20/71	L 14-49	A			
10/7/72	L 14-17	H			
11/17/73	L 21-23	A			
10/19/74	L 21-32	H			
11/15/75	L 32-38	A			
10/16/76	W 24-23	H			
11/19/77	W 23-21	A			
10/7/78	L 15-19	H			
11/24/79	L 3-17*	A			
10/4/80	L 21-24	H			
11/21/81	W 13-12	A			
9/4/82	L 20-41	H			
11/5/83	L 10-17	A			
10/20/84	W 59-21	H			
11/16/85	L 16-41	A			
11/1/86	W 35-25	H			

*Wyoming was later awarded a win by forfeit in the Nov. 24, 1979 game.

About New Mexico: The Lobos are 7-4 on the season and 5-2 in MW west play. New Mexico saw their five game winning streak broken on Saturday against Colorado State falling to the Rams 49-41 in Fort Collins, Colo.

New Mexico has on of the best offenses in the nation this season. The Lobos are scoring 36.2 points per game on the season and allowing 32.2. The Lobos lead the nation in rushing offense at 342.1 yards per game. UNM throws for 108.2 yards per game. The Lobos rank third in the conference in total offense at 450.3 yards per game.

The Lobos defense allows 392.6 yards of total offense per game. Opponents are rushing for 163.2 yards per game and are passing for 229.5 yard per contest. The Lobo defense has 24 sacks on the season ranking sixth in the MW.

The UNM offense is paced by a pair of running backs in Teriyon Gipson and Tyrone Owens. Gipson ranks No. 16 in the nation in rushing at 110.2 yards per game. He has scored 10 touchdowns on the season. Owens is averaging 98.5 yards per game with seven touchdowns. A pair of quarterbacks also see time for the Lobos. Austin Apodaca has thrown for 654 yards with five touchdowns. Lamar Jordan has thrown for 482 yards and also has thrown for five touchdowns. Dameon Gamblin is the Lobos' top receiver. He has 22 catches for 220 yards with three touchdowns.

Defensively, linebacker Dakota Cox leads the team in tackles with 67. He also has five tackles for loss and two sacks this season. Daniel Henry has 52 tackles on the season with two forced fumbles and five pass breakups. Garrett Hughes leads the team with 6.5 sacks on the season.

Punter Corey Bojorquez is averaging 42.1 yards per punt with 11 punts going over 50 yards. Kicker Jason Sanders is 11-of-12 on the season with a long of 51 yards.

Head Coach Bob Davie: A veteran in the coaching world, Bob Davie enters his fifth season as the head coach of the Lobos. He also enters his 10th season as a head coach after leading Notre Dame from 1997-2001. Davie has recorded a 25-36 record at New Mexico and has sported a 60-61 record in his career.

Davie led the Lobos to the New Mexico Bowl last season ending the campaign with a 7-6 record. It was the first bowl game for UNM since 2007.

The 2014 Lobos shaved a touchdown off their total points allowed from the 2013 season. A season ago, New Mexico led the Mountain West in rushing for the second consecutive season. The Lobos averaged 301.4 yards rushing per contest to rank fourth in the nation.

Davie became New Mexico's 31st football head coach on Nov. 17, 2011. Davie, 59, had been a college football analyst on television since 2002. He had served as the lead analyst on ABC Saturday Night Primetime college football telecasts, as well as ESPN and ESPN2 Saturday Night Primetime games.

Prior to his time at ESPN, Davie was the head coach at Notre Dame. In his five seasons at the helm of the Irish program he recorded a record of 35-25. He led the Fighting Irish to three bowl contest including their first ever BCS game, the 2001 Fiesta Bowl.

He took over the Notre Dame program after serving as defensive coordinator for three seasons under head coach Lou Holtz. Davie spent nine years as an assistant coach at Texas A&M University (1985-93) under head coaches Jackie Sherrill (1985-88) and R.C. Slocum (1989-93). Davie was linebackers coach for Sherrill and was promoted to defensive coordinator and assistant head coach under Slocum. He also served as assistant head coach/defensive coordinator at Tulane (1984-85) and linebackers coach at the University of Pittsburgh (1980-82) and the University of Arizona (1978-79).

Wyoming's Last Meeting Against the Lobos: The Wyoming passing attack generated a season high 366 passing yards and four touchdowns through the air, while the New Mexico rushing game accounted for 302 yards and four rushing TDs. But it was the Lobos who came away with a 38-28 road win in Laramie in the Mountain West Conference opener for both teams.

Despite a season-best performance from senior quarterback Cam Coffman, Wyoming penalties and an inability to stop the New Mexico rushing attack hampered the Cowboys throughout Saturday's conference opener. Coffman ended the day completing 30 of 42 passes for 366 yards, four touchdown passes and two interceptions. The completions, attempts, yards and TD passes were all season highs for him. But Wyoming also had a season high 10 penalties for 98 yards, and couldn't contain New Mexico quarterback Lamar Jordan and running back Jhurrel Pressley, who rushed for 147 and 103 yards, respectively.



Wyoming Cowboys

Head Coach: Craig Bohl (Nebraska '79)
Overall Record: 118-53 (.690), 14th season
Record at Wyoming: 14-21 (.400), 3rd season
Conference Record: 59-37 (.615), 14th season
Coach vs. Opponent: 0-2 (.000)

Team Captains: #6 Marcus Epps, SS, So.; #17 Josh Allen, QB, RSo.; #45 Lucas Wacha, LB, Sr.; #73 Chase Roullier, C/OG, Sr.; #88 Jacob Hollister, TE, Sr.

2016 Team Statistics

2016 Offensive Team Statistics	WYO	Opp.
Points Scored Per Game	38.5	33.6
Yards Rushing Per Game	219.5	165.9
Yards Passing Per Game	227.6	290.0
Yards Total Offense Per Game	447.1	455.9
First Downs Per Game	22.9	21.8
Third Down Conversions/Attempts	71/157	70/166
Third Down Conversion Percentage	45%	42%
Average Time of Possession	31:34	28:26

2016 Defensive Team Statistics	WYO	Opp.
Total Sacks By	27	19
Sack yardage	218	132
Interceptions	13	11
Interception Yardage	327	60

2016 Special Team Statistics	WYO	Opp.
Net Punting Average	39.1	29.1
Punt Return Average	8.0	5.5
Kickoff Return Average	22.7	25.2
Field Goals Made/Attempted	12-18	15-21
Field Goal Percentage	.667	.714

2016 Miscellaneous Statistics	WYO	Opp.
Avg. No. of Penalties Per Game	4.5	6.0
Yards Penalties Per Game	42.5	53.9
Fumbles-Lost	14-7	23-8

2016 Individual Statistical Leaders

2016 Rushing Leaders	Total Att.	Net Gain	Avg./Rush	Avg./Game	TD
#5 Brian Hill, rb	281	1,548	5.5	140.7	18
#17 Josh Allen, qb	112	485	4.3	44.1	6

2016 Passing Leaders	Comp.-Att.	Comp %	Total Yards	Avg./Game	Int./TD
#17 Josh Allen, qb	160-282	56.7	2,500	227.3	11/23

2016 Receiving Leaders	Rec.	Total Yards	Avg./Rec.	Avg./Game	TD
# 4 Tanner Gentry, wr	57	1,020	17.9	92.7	11
#83 Jake Maulhardt, wr	30	474	15.8	43.1	4

2016 Leading Tacklers	Solo Tackles	Assisted Tackles	Total Tackles	Avg
#28 Andrew Wingard, fs	62	48	110	10.0
#6 Marcus Epps, ss	58	34	92	8.4

2016 Wyoming Schedule/Results
(8-3, 6-1 in the Mountain West Conference)

Date	Opponent	Time (M.T.)/Results	TV
9/3	Northern Illinois	W, 40-34 3OT	CBSNN
9/10	at Nebraska	L, 17-52	ESPN2
9/17	UC Davis	W, 45-22	MWN
9/23	at Eastern Michigan	L, 24-27	CBSNN
10/1	at Colorado State *	W, 38-17	ESPNU
10/8	Air Force *	W, 35-26	ROOT
10/22	at Nevada *	W, 42-34	ESPN2
10/29	Boise State *	W, 30-28	CBSNN
11/5	Utah State *	W, 52-28	ESPN2
11/12	at UNLV *	L, 66-69 3OT	ROOT
11/19	San Diego State *	W, 34-33	CBSNN
11/26	at New Mexico *	8:15 p.m.	ESPN2
12/3	MW Championship	5:45 p.m.	ESPN

*Indicates Mountain West Conference games

New Mexico Lobos

Head Coach: Bob Davie (Youngstown St. '77)
Overall Record: 60-61 (.496) 10th season
Record at Current School: 25-36 (.410) 5th season
Conference Record: 13-25 (.342)
Coach vs. Opponent: 2-2 (.500)

Captains: #14 Daniel Henry, S, Sr.; #10 Austin Apodoca, QB, Sr.; #49 Dakota Cox, LB, Sr.; #13 Lamar Jordan, QB, Jr.

2016 Team Statistics

2016 Offensive Team Statistics	UNM	Opp.
Points Scored Per Game	36.2	32.2
Yards Rushing Per Game	342.1	163.2
Yards Passing Per Game	108.2	229.5
Yards Total Offense Per Game	450.3	392.6
First Downs Per Game	21.2	19.0
Third Down Conversions/Attempts	66/150	49/132
Third Down Conversion Percentage	44%	37%
Average Time of Possession	34:53	25:07

2016 Defensive Team Statistics	UNM	Opp.
Total Sacks By	24	11
Sack yardage	197	61
Interceptions	7	6
Interception Yardage	86	16

2016 Special Team Statistics	UNM	Opp.
Net Punting Average	35.5	40.5
Punt Return Average	7.2	9.8
Kickoff Return Average	23.1	25.0
Field Goals Made/Attempted	11-12	10-12
Field Goal Percentage	.917	.833

2016 Miscellaneous Statistics	UNM	Opp.
Avg. No. of Penalties Per Game	6.7	4.5
Yards Penalties Per Game	59.5	40.0
Fumbles-Lost	13-7	11-4

2016 Individual Statistical Leaders

2016 Rushing Leaders	Total Att.	Net Gain	Avg./Rush	Avg./Game	TD
#25 Tyrone Owens	134	1,084	8.1	98.5	7
#7 Teriyon Gipson	118	992	8.4	110.2	10

2016 Passing Leaders	Comp.-Att.	Pct.	Total Yards	Avg./Game	Int./TD
#10 Austin Apodoca	53-96	55.2	654	72.7	2/5
#13 Lamar Jordan	33-66	50.0	482	48.2	4/5

2016 Receiving Leaders	Rec.	Total Yards	Avg./Rec.	Avg./Game	TD
#2 Dameon Gamblin	22	220	10.0	20.0	3
#5 Patrick Reed	13	222	17.1	20.2	1

2016 Leading Tacklers	Solo Tackles	Assisted Tackles	Total Tackles	Avg
#49 Dakota Cox	38	29	67	6.7
#14 Daniel Henry	34	18	52	4.7

2016 New Mexico Schedule/Results
(7-4, 5-2 in the Mountain West Conference)

Date	Opponent	Time (M.T.)/Results
9/1	South Dakota	W, 48-21
9/10	at New Mexico State	L, 31-32
9/17	at Rutgers	L, 28-37
10/1	San Jose State *	W, 48-41
10/7	#19 Boise State *	L, 21-49
10/15	vs. Air Force *	W, 45-40
10/22	Louisiana Monroe	W, 59-17
10/29	at Hawai'i *	W, 28-21
11/5	Nevada *	W, 35-26
11/12	at Utah State *	W, 24-21
11/19	at Colorado State *	L, 31-49
11/26	Wyoming *	8:15 p.m.

* Indicates Mountain West Conference games



WYOMING

FOOTBALL 2016



COLLEGE FOOTBALL PLAYOFF

2016 College Football Playoff Selection Committee Rankings:

The 2016 season marks the third year of the College Football Playoff. The College Football Playoff announced on Tuesday, Nov. 1, 2016, the first selection committee Top 25 ranking of the season. The selection committee will release five more rankings during the season, including the final set on Selection Day, Sunday, December 4. The top four teams in the final rankings played in the Playoff Semifinals on December 31, 2016, at the Chick-fil-A-Peach Bowl and the Fiesta Bowl. The 2017 College Football Playoff National Championship Game will be played Monday, January 9, 2017, in Tampa, Fla. The complete rankings may also be found on the official website of the College Football Playoff at www.collegefootballplayoff.com.

College Football Playoff Selection Committee Rankings (Nov. 22, 2016)

1.	Alabama	11-0
2.	Ohio State	10-1
3.	Michigan	10-1
4.	Clemson	10-1
5.	Washington	10-1
6.	Wisconsin	9-2
7.	Penn State	9-2
8.	Oklahoma	9-2
9.	Colorado	9-2
10.	Oklahoma State	9-2
11.	Louisville	9-2
12.	USC	8-3
13.	Auburn	8-3
14.	Florida State	8-3
15.	Florida	8-2
16.	Nebraska	9-2
17.	Tennessee	8-3
18.	West Virginia	8-2
19.	Boise State	10-1
20.	Houston	9-2
21.	Western Michigan	11-0
22.	Utah	8-3
23.	Washington State	8-3
24.	Stanford	8-3
25.	Navy	8-2

Three Wyoming Opponents Receiving Votes in 2016 College Football Polls:

Wyoming has three 2016 opponents who are ranked or receiving votes in the most recent 2016 college football polls. Nebraska, Boise State and San Diego State are those UW opponents.

Current Ranked Opponents

Wyoming Opp.	AP Poll	USA Today Coaches
Nebraska	No. 17	No. 15
Boise St.	No. 20	No. 19
SDSU	Not Ranked	No. 34
Wyoming Tie	No. 36	No. 35

2016 Rankings

University of Wyoming Football

2016 National Polls: Below are the most recent 2016 Associated Press Media Poll, USA Today Coaches' Poll and Football Writers Association of America (FWAA)-National Football Foundation (NFF) polls.

Associated Press (Week 13: Nov.20, 2016)			USA Today Amway Coaches' Poll (Week 13: Nov. 20, 2016)			FWAA-NFF Grantland Rice Super 16 (Week 12: Nov. 20, 2016)		
Team	2016 Record		Team	2016 Record		Team	2016 Record	
1.	Alabama	11-0	1.	Alabama	11-0	1.	Alabama	11-0
2.	Ohio State	10-1	2.	Ohio State	10-1	2.	Ohio State	10-1
3.	Michigan	10-1	3.	Clemson	10-1	3.	Michigan	10-1
4.	Clemson	10-1	4.	Michigan	10-1	4.	Clemson	10-1
5.	Wisconsin	9-2	5.	Washington	10-1	5.	Washington	10-1
6.	Washington	10-1	6.	Wisconsin	9-2	6.	Wisconsin	9-2
7.	Oklahoma	9-2	7.	Oklahoma	9-2	7.	Penn State	9-2
8.	Penn State	9-2	8.	Penn State	9-2	8.	Oklahoma	9-2
9.	Colorado	9-2	9.	Colorado	9-2	9.	Colorado	9-2
10.	Oklahoma St.	9-2	10.	Oklahoma State	9-2	10.	Oklahoma St.	9-2
11.	Louisville	9-2	11.	Louisville	9-2	11.	USC	8-3
12.	USC	8-3	12.	USC	8-3	12.	Louisville	9-2
13.	Florida	8-2	13.	Florida	8-2	13.	Florida	8-2
14.	W. Michigan	11-0	14.	Florida State	8-3	14.	Florida State	8-3
15.	Florida State	8-3	15.	Nebraska	9-2	15.	Western Mich.	11-0
16.	Auburn	8-3	16.	Auburn	8-3	16.	Auburn	8-3
17.	Nebraska	9-2	17.	West Virginia	8-2			
18.	Houston	9-2	18.	Western Michigan	11-0			
19.	West Virginia	8-2	19.	Boise State	10-1			
20.	Boise State	10-1	20.	Utah	8-3			
21.	Utah	8-3	21.	Houston	9-2			
22.	Texas A&M	8-3	22.	Texas A&M	8-3			
23.	Wash. State	8-3	23.	Washington State	8-3			
24.	Tennessee	8-3	24.	Tennessee	8-3			
25.	LSU	6-4	25.	North Carolina	8-3			

Associated Press Others Receiving Votes: Stanford 81, Virginia Tech 77, Navy 62, North Carolina 55, South Florida 24, Pittsburgh 24, Arkansas 10, Iowa 7, Troy 6, Minnesota 5, Wyoming 1, Temple 1.

USA Today Others Receiving Votes: Virginia Tech 101, Stanford 96, LSU 90, Navy 82, South Florida 46, Minnesota 11, Arkansas 10, Pittsburgh 8, San Diego State 7, Wyoming 6, Tulsa 1, Iowa 1, Miami 1.

FWAA-NFF Others Receiving Votes: Nebraska 71, Houston 59, West Virginia 29, Boise State 20, Tennessee 18, Utah 10, Navy 8, LSU 6, Texas A&M 6, Stanford 3, Arkansas 1, North Carolina 1.

Bold indicates 2016 Wyoming opponents and Wyoming Cowboys in the national rankings.

Pokes in the Polls, Through the Years: Below is a breakdown of the Wyoming Cowboys in the four major college polls through the years. The abbreviations below are: **Associated Press (AP)**, **United Press International (UPI)**, **Coaches' Poll (Coaches)** and **Harris Interactive (Harris)**. The first column lists a summary of the years Wyoming ended the season in a national poll. The second column lists the highest ranking UW received in any given year.

Wyoming's Season-Ending Rankings in the National Polls					Wyoming's High Rankings in the National Polls				
Year	AP	UPI	Coaches	Harris	Year	AP	UPI	Coaches	Harris
1950	12th	14th			1950	12th	14th		
1956		16th			1956		16th		
1959	16th				1959	16th			
1961		17th			1961		17th		
1966		15th			1966		15th		
1967	6th	5th			1967	5th	5th		
					1976		20th		
					1987			21st	
1988	20th	21st			1988	10th	10th		
					1990			15th	
					1993			19th	
1996	22nd		22nd		1996	16th		15th	
					1998	25th		25th	
					1999	27th		35th	
2004			38th		2004	34th		38th	
					2005	35th		34th	41st
					2007	44th		37th	39th
					2016	33rd		31st	



WYOMING FOOTBALL 2016



The Mountain West Conference Will Enter Its 18th Season in 2016

2016 Mountain West Football Standings

Mountain Division

	Conference	Overall
Wyoming	6-1 (.857)	8-3 (.727)
Boise State	6-1 (.857)	10-1 (.909)
New Mexico	5-2 (.714)	7-4 (.636)
Air Force	4-3 (.571)	8-3 (.727)
Colorado State	4-3 (.571)	6-5 (.545)
Utah State	1-7 (.125)	3-8 (.273)

West Division

	Conference	Overall
San Diego St.	6-1 (.857)	9-2 (.818)
Hawai'i	4-4 (.500)	5-7 (.417)
UNLV	3-4 (.429)	4-7 (.364)
Nevada	2-5 (.286)	4-7 (.364)
San Jose State	2-5 (.286)	3-8 (.273)
Fresno State	0-7 (.000)	1-10 (.091)

This Week's Schedule

Fri., Nov. 25

Boise State at Air Force, 1:30 p.m. (CBSSN)

Sat., Nov. 26

Wyoming at New Mexico, 8:15 p.m. (ESPN2)

San Jose St. at Fresno State, 1:30 p.m. (CBSSN)

Nevada at UNLV, 2 p.m. (ESPN3)

Colorado State at San Diego St., 7 p.m. (CBSSN)

Utah State at BYU, 8:15 p.m. (ESPNU)

UMass at Hawai'i, 10 p.m. (Oceanic)

All times listed are Mountain Time

Last Week's Results

Fri., Nov. 18

UNLV 25, at Boise State 42 (ESPN2)

Sat., Nov. 19

San Diego State 33, at Wyoming 34 (CBSSN)

Utah State 37, at Nevada 38 (ESPN3)

Hawai'i 14, at Fresno State 13 (Oceanic)

Air Force 41, at San Jose State 38 (CBSSN)

New Mexico 31, at Colorado State 49 (ESPN2)

Wyoming's 2016

MW Players of the Week

Offensive Players of the Week

Josh Allen, RSo., QB, Firebaugh, Calif.

For his performance vs. Northern Illinois

Brian Hill, Jr., RB, Belleville, Ill.

For his performance vs. Nevada

Jacob Hollister, Sr., TE, Bend, Ore.

For his performance vs. Boise State

Josh Allen, RSo., QB, Firebaugh, Calif.

For his performance vs. Utah State

Defensive Players of the Week

Andrew Wingard, So., FS, Arvada, Colo.

For his performance vs. Colorado State

Chase Appleby, Sr., NT, Frisco, Texas

For his performance vs. Boise State

Logan Wilson, RFr., LB, Casper, Wyo.

For his performance vs. Utah State

Mountain West and NCAA Rankings

Head Football Coach, University of Wyoming

Cowboys in the 2016 Mountain West and NCAA Statistical Rankings: Below are where the Wyoming Cowboys rank in the most recent MW and NCAA statistical rankings.

Team Category	Average	MW Rank	NCAA Rank (128 Teams)
Scoring Offense	38.5 points per game	No. 1	No. 19
Rushing Offense	219.5 yards per game	No. 5	No. 28
Passing Offense	227.6 yards per game	No. 4	No. 72
Total Offense	447.1 yards per game	No. 4	No. 42
Passing Efficiency	149.3 rating	No. 3	No. 24
First Downs	252 total first downs	No. 3	No. 35

Scoring Defense	33.6 points per game	No. 9	No. 103
Rushing Defense	165.9 yards per game	No. 4	No. 60
Passing Defense	290.0 yards per game	No. 12	No. 122
Total Defense	455.9 yards per game	No. 11	No. 107
Pass Defense Efficiency	136.3 rating	No. 7	No. 85
Fewest Opponent First Downs	240 first downs per game	Tie No. 7	Tie No. 80
Defensive Touchdowns	5 total touchdowns	No. 1	Tie No. 3
Passes Intercepted	13 total interceptions	No. 3	No. 20

Field-Goal Percentage	66.7 percent (12 of 18)	No. 10	NA
PAT Kicking Percentage	1.000 percent (53 of 53)	Tie No. 1	NA
Net Punting	39.1 net yards per punt	No. 4	No. 36
Punt Returns	8.0 yards per return	No. 2	No. 59
Punt Return Coverage	5.50 yards per return	No. 4	No. 35
Kickoff Returns	22.7 yards per return	No. 4	No. 31
Kickoff Return Coverage	25.23 yards per return	No. 12	No. 124
Turnover Margin	+0.27 turnover margin per game	Tie No. 2	Tie No. 42
Most Turnovers Gained	21 total turnovers gained	No. 2	No. 24
Fewest Turnovers Lost	18 total turnovers lost	No. 10	No. 78
Time of Possession	31:33 minutes per game	No. 4	No. 39
Third-Down Conversion %	45.2 percent (71 of 157)	No. 4	No. 24
Opp. Third-Down Conv. %	42.2 percent (70 of 166)	No. 7	No. 88
Fourth-Down Conversion%	70.0 percent (7 of 10)	No. 2	No. 8
Opp. Fourth-Down Conversion %	36.4 percent (4 of 11)	No. 1	No. 17
Red-Zone Offense	90.9 percent (40 of 44)	No. 4	No. 18
Red-Zone Defense	87.2 percent (34 of 39)	No. 7	No. 87
Fewest Penalty Yards	42.5 yards per game	No. 3	No. 15
Fewest Penalties	4.45 penalties per game	No. 1	No. 10
Sacks By	2.45 sacks per game	No. 2	No. 34
Sacks Against	1.73 sacks per game	No. 7	No. 43
Tackles for Losses	5.8 TFLs per game	No. 4	No. 64
Tackles for Losses Against	5.3 TFLs per game	No. 6	No. 41

2016 Wyoming Players in the NCAA Rankings (Listed Alphabetically by Player)

(Players must have played in 75 percent of their teams' games during the season to qualify for NCAA rankings.)

Individual Category	Average	MWC Rank	NCAA Rank (Top 100)
Josh Allen, Passing Yards per Comp.	15.63 yards per completion	No. 1	No. 1
Josh Allen, Passing Yards per Attempt	8.87 yards per attempt	No. 2	No. 9
Josh Allen, Passing Efficiency	150.3 rating	No. 3	No. 20
Josh Allen, Points Responsible/Game	16.5 points responsible for per game	No. 1	No. 21
Josh Allen, Passing TDs	23 total touchdown passes	No. 1	No. 24
Josh Allen, Total Offense	271.4 yards per game	No. 2	No. 35
Josh Allen, Total Passing Yards	2,500 total passing yards	No. 2	No. 45
Josh Allen, Passing Yards per Game	227.3 yards per game	No. 2	No. 52
Josh Allen, Completion Percentage	56.7 percent	No. 6	No. 82
Josh Allen, Completions per Game	14.55 completions per game	No. 6	No. 82
Austin Conway, Punt Return TDs	1 total punt return TDs	No. 1	No. 6
Austin Conway, Punt Returns	8.0 yards per return	No. 2	No. 41
Marcus Epps, Solo Tackles/Game	5.3 solo tackles per game	No. 6	No. 28
Marcus Epps, Tackles per Game	8.4 tackles per game	No. 7	No. 59
Marcus Epps, Interceptions	0.27 interceptions per game	Tie No. 7	Tie No. 69
Tanner Gentry, Receiving TDs	11 total receiving touchdowns	No. 1	No. 12
Tanner Gentry, Receiving Yards/Game	92.7 yards per game	No. 3	No. 21
Tanner Gentry, Receiving Yards	1,020 total receiving yards	No. 3	No. 21
Tanner Gentry, Yards per Reception	17.89 yards per reception	No. 4	No. 33
Tanner Gentry, Receptions per Game	5.18 receptions per game	No. 5	No. 54
Tanner Gentry, Total TDs Scored	11 total touchdowns	No. 8	No. 57
Brian Hill, Rushing TDs	18 total rushing touchdowns	No. 2	No. 4
Brian Hill, Total Rushing Yards	1,548 rushing yards	No. 3	No. 4
Brian Hill, Rushing Yards per Game	140.7 yards per game	No. 3	No. 4
Brian Hill, Total TDs Scored	18 total touchdowns	No. 2	No. 5
Brian Hill, Scoring	9.8 points per game	No. 2	No. 9
Brian Hill, All-Purpose Yards	143.5 yards per game	No. 3	No. 15
Brian Hill, Rushing Yards per Carry	5.51 yards per carry	No. 7	No. 58
Brian Hill, Points Responsible/Game	9.8 points responsible for per game	No. 5	No. 80
Jacob Hollister, Yards per Reception	17.33 yards per reception	No. 5	No. 38
Jacob Hollister, Receiving TDs	6 total receiving touchdowns	No. 6	No. 72
Antonio Hull, Interceptions	0.27 interceptions per game	Tie No. 7	Tie No. 69
Jake Maulhardt, Yards per Reception	15.80 yards per reception	No. 12	No. 90
D.J. May, Kick Returns	27.9 yards per return	No. 1	No. 11
D.J. May, Combined Kick Return Yards	447 total kick return yards	No. 4	No. 54
Cooper Rothe, Scoring	8.1 points per game	No. 5	No. 55
Cooper Rothe, Field Goals per Game	1.09 per game	Tie No. 5	Tie No. 58
Cooper Rothe, Field-goal Percentage	66.7 percent (12 of 18)	No. 9	No. 83
Lucas Wach, Tackles per Game	8.1 tackles per game	No. 13	No. 75
Logan Wilson, Fumbles Recovered	0.27 fumbles recovered per game	Tie No. 1	Tie No. 3
Logan Wilson, Interceptions	0.27 interceptions per game	Tie No. 7	Tie No. 69
Andrew Wingard, Tackles per Game	10.0 tackles per game	No. 1	No. 9
Andrew Wingard, Solo Tackles/Game	5.6 solo tackles per game	No. 4	No. 15
Ethan Wood, Punting	41.2 yards per punt	No. 10	No. 68

2016 Wyoming Players in the Mountain West Rankings (Listed Alphabetically by Player)

Individual Category	Average	MWC Rank	NCAA Rank
Kevin Prosser, Sacks	0.50 per game	Tie No. 5	NA
Kevin Prosser, Tackles for Loss	0.82 per game	No. 10	NA



www.GoWyo.com



The 2016 season will mark the third season Craig Bohl will lead the Wyoming Football program as head coach and will mark his 14th year as a college head coach. Over his first two years at Wyoming, he focused on building Cowboy Football for the long term. Bohl, who was part of building National Championship teams at North Dakota State and Nebraska, was introduced by University of Wyoming Athletics Director Tom Burman as the new head football coach of the Wyoming Cowboys on Sunday, Dec. 8, 2013. Bohl became the 32nd head football coach in University of Wyoming history.

He came to Wyoming after building a national power at North Dakota State as a head coach for 11 seasons from 2003-13. His teams won three consecutive National Championships at the NCAA Football Championship Subdivision (FCS) level in 2011, '12 and '13. NDSU became only the second FCS school in NCAA history to win three consecutive national football titles, tied the FCS record for consecutive wins (24 from 2011-13) and became the first undefeated FCS National Champion since 1996.

"Rarely do you get an opportunity to hire a head coach who has won multiple National Championships and has a reputation as a program builder," said Burman.

"I am absolutely confident we hired one of the best football coaches in the country. All you have to do is look at Craig's record."

"I understand the awesome responsibility to lead this football team," said Bohl. "I also understand how important football is in the fabric of this institution and not only this institution but around the state. Whether you're in Sheridan, Casper or Thermopolis, this is the state team, and I embrace that.

"I'm looking forward to getting to know the people of our great state of Wyoming. It will be an exciting time for us. We understand that the bar is high. I also appreciate the vision that Tom (Burman) has, and I want to thank him for having faith in me to lead this football program. He was able to articulate to me where our football program needs to go and the resources that are going to be provided to allow us to experience success.

"I can't tell you how excited I am to embrace the Cowboy tradition."

Not only has Bohl won three national titles at the FCS level, but he was the linebackers coach at his alma mater, Nebraska, when the Huskers won the 1995 and 1997 National Championships.

Bohl concluded his career as head coach of the NDSU Bison, with a 104-32 (.765) record. He guided the Bison to the FCS Playoffs each of his final four seasons, posting a 14-1 record in the FCS Playoffs. His last three teams posted records of 14-1 (2011), 14-1 (2012) and 15-0 (2013) for a combined record of 43-2 (.956) on way to their three consecutive FCS national titles.

By winning the 2013 FCS National Championship, North Dakota State extended its winning streak to 24 consecutive games, which tied both the NDSU and FCS records for consecutive victories. The Bison teams from 1964-66 originally set the school record with 24 straight victories. The University of Pennsylvania set the FCS record of 24 consecutive wins from 1992-95. That record was later tied by Montana from 2001-02.

The 2013 NDSU team also set a North Dakota State single-season record for wins, posting a perfect 15-0 record. The Bison became the first undefeated FCS National Champion since Marshall went 15-0 to win the 1996 FCS title.

The Bison had great success against FBS teams to go with their elite status at the FCS level. In each of his last four seasons at NDSU, Bohl's Bison defeated all four of the FBS teams they faced, and captured all of those wins on the road. NDSU won at Kansas in 2010 (by a score of 6-3), at Minnesota in 2011 (37-24), at Colorado State in 2012 (22-7), and at Kansas State in 2013 (24-21). Overall during his 11 years at North Dakota State, Bohl's teams built a 7-3 record against FBS teams.

In 2012 and '13, Bohl received both The Sports Network Eddie Robinson FCS National Coach of the Year Award and the American Football Coaches Association (AFCA) FCS National Coach of the Year Award. He became the first coach in the first 27 years of the Eddie Robinson Award to win it in consecutive seasons. In 2013, he also received the Liberty Mutual FCS Coach of the Year Award, which is presented in partnership with the National Football Foundation and College Football Hall of Fame. His other National Coach of the Year honor came in 2006, when he was recognized by the Football Gazette as the FCS National Coach of the Year and the Northwest Region Coach of the Year.

He was also a finalist for The Sports Network Eddie Robinson Award in 2011, 2007 and 2006, and was the 2011 and 2013 AFCA Region 4 FCS Coach of the Year. Bohl was selected to the American Football Coaches Association Board of Trustees by a vote of the membership at the 2012 AFCA national convention.

His North Dakota State teams were built on an exciting West Coast offense and a physical, aggressive defense. In the 2013 season, North Dakota State's offense ranked No. 7 in the nation in rushing offense (257.3 yards per game), No. 10 in scoring offense (38.7 points per game) and No. 14 in total offense (457.5 ypg). The Bison defense ranked No. 1 in the nation in scoring defense (11.3 points allowed per game), No. 2 in the nation in pass defense efficiency (97.59 rating), No. 3 in rushing defense (91.3 yards allowed per game) and were No. 3 in total defense (255.9 yards allowed per game). The Bison led all FCS teams in scoring defense three consecutive seasons (2011-13).

In addition to his 13 years of experience as a head coach, Bohl has 19 years of experience as a full-time assistant coach at the collegiate level and three seasons as a graduate assistant. His last eight years as an assistant coach were spent at Nebraska. He was the linebackers coach under head coach Tom Osborne for five of those seasons and was part of the 1995 and '97 Nebraska National Championship teams. Bohl's final three seasons (2000-02) at Nebraska, he served as the Cornhuskers' defensive coordinator under head coach Frank Solich, before accepting the head-coaching job at North Dakota State in 2003. Bohl was part of 11 bowl-game appearances while at Nebraska -- eight as an assistant coach from 1995 to 2002 and three as a graduate assistant coach for the Huskers from 1981-83.

As the defensive coordinator and linebackers coach at Duke in 1994, he helped coach the Blue Devils to the Hall of Fame Bowl in his only season at Duke.

Bohl's North Dakota State teams were ranked in The Sports Network or FCS Coaches Top 25 polls for 107 weeks since beginning FCS play in 2004, and earned the No. 1 ranking in both the final 2011, 2012 and 2013 polls, including being named a unanimous No. 1 following the 2013 campaign. The Bison's record versus FCS Top 25 ranked teams under Bohl's direction was 30-8.

During his time in Fargo, N.D., Bohl coached 10 Academic All-Americans and 37 All-Americans, while six student-athletes in his last 10 years were named to the Allstate/AFCA Good Works team. He added a seventh Allstate/AFCA Good Works team member in 2014 at Wyoming, when senior wide receiver Dominic Rufran earned that honor.

Bohl grew up in Lincoln, Neb., and went on to attend the University of Nebraska where he was a reserve defensive back from 1977 to 1979 under head coach Tom Osborne. Bohl was part of Nebraska's 1979 Orange Bowl and 1980 Cotton Bowl teams.

The 2016 season will be Bohl's 36th year coaching at the college level.

Born July 27, 1958, Bohl will be 58 years old when the 2016 season kicks off. He earned his bachelor's degree in business administration from Nebraska in 1982. Bohl's family includes wife Leia, and children Mallory and Morgan, Aaron and Elijah.



Craig Bohl's Career Coaching Honors

- 2013 The Sports Network Eddie Robinson FCS National Coach of the Year
America Football Coaches Association (AFCA) FCS National Coach of the Year
Liberty Mutual, National Football Foundation and College Football Hall of Fame FCS National Coach of the Year
AFCA Region 4 Division I FCS Coach of the Year
Missouri Valley Football Conference Bruce Craddock Coach of the Year
- 2012 The Sports Network Eddie Robinson FCS National Coach of the Year
The American Football Coaches Association (AFCA) FCS National Coach of the Year
Elected to the AFCA Board of Trustees
Missouri Valley Football Conference Bruce Craddock Coach of the Year
- 2011 Finalist for The Sports Network Eddie Robinson FCS National Coach of the Year
AFCA Region 4 Division I FCS Coach of the Year
Missouri Valley Football Conference Bruce Craddock Coach of the Year
- 2007 Finalist for The Sports Network Eddie Robinson FCS National Coach of the Year
- 2006 Football Gazette FCS National Coach of the Year
Football Gazette FCS Northwest Region Coach of the Year
Finalist for The Sports Network Eddie Robinson FCS National Coach of the Year
Great West Football Conference Coach of the Year

Craig Bohl's College Head-Coaching Record

Season	School	Overall Record			Conference Record			Conference Finish	Postseason Appearance
		W	L	%	W	L	%		
2016	Wyoming	8	3	.727	6	1	.857		
2015	Wyoming	2	10	.167	2	6	.250	6th in Mountain Div.	
2014	Wyoming	4	8	.333	2	6	.250	T5th in Mountain Div.	
2013	North Dakota State	15	0	1.000	8	0	1.000	1st in MVFC	FCS National Champions
2012	North Dakota State	14	1	.933	7	1	.875	1st in MVFC	FCS National Champions
2011	North Dakota State	14	1	.933	7	1	.875	Tie 1st in MVFC	FCS National Champions
2010	North Dakota State	9	5	.643	4	4	.500	Tie 3rd in MVFC	FCS Quarterfinals
2009	North Dakota State	3	8	.273	2	6	.250	6th in MVFC	
2008	North Dakota State	6	5	.545	4	4	.500	Tie 4th in MVFC	
2007	North Dakota State	10	1	.909	3	1	.750	2nd in GWFC	Reclassifying to FCS
2006	North Dakota State	10	1	.909	4	0	1.000	1st in GWFC	Reclassifying to FCS
2005	North Dakota State	7	4	.636	3	2	.600	3rd in GWFC	Reclassifying to FCS
2004	North Dakota State	8	3	.727	2	3	.400	3rd in GWFC	Reclassifying to FCS
2003	North Dakota State	8	3	.727	5	2	.714	2nd in NCC	
Record at Head Coach (14 years)		118	53	.690	59	37	.615	4 Titles	3 National Titles

Craig Bohl's College Assistant-Coaching Record

Season	School	Overall Record				Conference Record			Conference Finish	Postseason Appearance
		W	L	T	%	W	L	%		
2002	Nebraska (Def. Coord./LB)	7	7	0	.500	3	5	.375	4th Big 12 North	Independence Bowl
2001	Nebraska (Def. Coord./LB)	11	2	0	.846	7	1	.875	Tie 1st Big 12 N.	Rose Bowl
2000	Nebraska (Def. Coord./LB)	10	2	0	.833	6	2	.750	2nd Big 12 North	Alamo Bowl Champions
1999	Nebraska (Linebackers)	12	1	0	.923	7	1	.875	Big 12 Champs	Fiesta Bowl Champions
1998	Nebraska (Linebackers)	9	4	0	.692	5	3	.625	2nd Big 12 North	Holiday Bowl
1997	Nebraska (Linebackers)	13	0	0	1.000	8	0	1.000	Big 12 Champs	National Champs / Orange
1996	Nebraska (Linebackers)	11	2	0	.846	8	0	1.000	Big 12 Runner-up	Orange Bowl Champions
1995	Nebraska (Linebackers)	12	0	0	1.000	7	0	1.000	Big Eight Champs	National Champs / Fiesta
1994	Duke (Def. Coord./LB)	8	4	0	.667	5	3	.625	Tie 3rd ACC	Hall of Fame Bowl
1993	Rice (Defensive Coord.)	6	5	0	.545	3	4	.429	Tie 4th SWC	
1992	Rice (Defensive Coord.)	6	5	0	.545	4	3	.571	Tie 2nd SWC	
1991	Rice (Defensive Coord.)	4	7	0	.364	2	6	.250	8th SWC	
1990	Rice (Defensive Coord.)	5	6	0	.455	3	5	.375	Tie 4th SWC	
1989	Rice (Defensive Coord.)	2	8	1	.227	2	6	.250	Tie 6th SWC	
1988	Wisconsin (Linebackers)	1	10	0	.091	1	7	.125	Tie 9th Big 10	
1987	Wisconsin (Linebackers)	3	8	0	.273	1	7	.125	10th Big 10	
1986	Tulsa (Linebackers)	7	4	0	.636	0	0	-----	Independent	
1985	Tulsa (Linebackers)	6	5	0	.545	5	0	1.000	1st MVC	
1984	North Dakota State (DB)	11	2	0	.846	8	1	.889	1st NCC	National Runner-up
1983	Nebraska (Grad Assistant)	12	1	0	.923	7	0	1.000	1st Big 8	Orange Bowl
1982	Nebraska (Grad Assistant)	12	1	0	.923	7	0	1.000	1st Big 8	Orange Bowl Champions
1981	Nebraska (Grad Assistant)	9	3	0	.750	7	0	1.000	1st Big 8	Orange Bowl
Record as Assistant Coach (22 years)		177	87	1	.670	106	54	.663		2 National Titles

Overall Record as a Head Coach

118-53 (.690) in 14 seasons

Overall Record as a College Assistant Coach

177-87-1 (.670) in 22 seasons

Coaches in the Press Box



Brent Vigen

Offensive Coordinator
and Quarterbacks

Years at Wyoming: 3rd

Alma Mater: North Dakota State '98



Pete Kaligis

Defensive Tackles

Years at Wyoming: 8th

Alma Mater: Washington '94



John Richardson

Cornerbacks

Years at Wyoming: 3rd

Alma Mater: North Dakota State '10

Coaches on the Field



Steve Stanard

Defensive Coordinator
and Linebackers

Years at Wyoming: 3rd

Alma Mater: Nebraska '89



Mike Bath

Running Backs / Fullbacks

Years at Wyoming: 3rd

Alma Mater: Miami of Ohio '01



AJ Cooper

Special Teams Coordinator
and Defensive Ends

Years at Wyoming: 3rd

Alma Mater: North Dakota State '06



Scott Fuchs

Offensive Line

Years at Wyoming: 3rd

Alma Mater: North Dakota State '95



Mike Grant

Wide Receivers

Years at Wyoming: 1st

Alma Mater: Nebraska '93



Curt Mallory

Defensive Pass Game Coordinator
and Secondary

Years at Wyoming: 2nd

Alma Mater: Michigan '92



Defense**Field Cornerbacks**

- 21 Antonio Hull (5-10, 188, So., Diamond Bar, Calif.)
2 Robert Priester (5-9, 180, Jr., Tampa, Fla.)

Free Safeties

- 28 Andrew Wingard (6-0, 207, So., Arvada, Colo.)
31 Chavez Pownell Jr. (5-11, 198, So., Tampa, Fla.)

Strong Safeties

- 6 Marcus Epps (6-0, 203, So., Los Angeles, Calif.)
8 Jalen Ortiz (5-10, 196, R Jr., Peoria, Ariz.)

Boundary Cornerbacks

- 5 Rico Gafford (5-11, 180, Jr., West Des Moines, Iowa)
9 Tyler Hall (5-10, 184, Fr., Hawthorne, Calif.)
27 Davion Freeman (5-9, 169, R Fr., Del City, Okla.)

Strong-Side (SAM) Linebackers/Nickel Backs

- 7 D.J. May (5-11, 216, Sr., Federal Way, Wash.)
23 Tim Kamana (5-11, 213, Jr., Honolulu, Hawai'i)

Middle (MIKE) Linebackers

- 45 Lucas Wacha (6-1, 230, Sr., Texarkana, Texas)
11 Eric Nzeocha (6-3, 225, Sr., Neusitz, Germany)

Weak-Side (WILL) Linebackers

- 30 Logan Wilson (6-2, 225, R Fr., Casper, Wyo.)
46 Cassh Maluia (6-0, 223, Fr., Paramount, Calif.)

Defensive Ends

- 53 Josiah Hall (6-1, 237, R Fr., Colorado Springs, Colo.)
58 Nela Lolohea (6-1, 253, Jr., Hawthorne, Calif.)

Nose Tackles

- 87 Conner Cain (6-4, 279, So., Littleton, Colo.)
96 Sidney Malauulu (6-3, 301, So., Seoul, South Korea)

Defensive Tackles

- 93 Youhanna Ghaifan (6-4, 290, R Fr., Grand Island, Neb.)
98 Dalton Fields (6-3, 284, Jr., Colorado Springs, Colo.)

Defensive Ends

- 42 Kevin Prosser (6-2, 215, So., Aurora, Colo.)
92 Shiloh Windsor (6-3, 224, Fr., Ada, Okla.)

Specialists**Punters**

- 41 Ethan Wood (6-3, 176, Sr., Colorado Springs, Colo.)
40 Cooper Rothe (5-11, 170, Fr., Longmont, Colo.)

Place-kickers

- 40 Cooper Rothe (5-11, 170, Fr., Longmont, Colo.)
41 Ethan Wood (6-3, 176, Sr., Colorado Springs, Colo.)

Long Snappers

- 94 Brendan Turelli (6-2, 230, Sr., Phoenix, Ariz.)
36 Drew Van Maanen (6-1, 241, Jr., Parker, Colo.)

Offense**Quarterbacks**

- 17 Josh Allen (6-5, 222, R So., Firebaugh, Calif.)
15 Nick Smith (6-4, 229, So., Merritt Island, Fla.)

Running Backs

- 5 Brian Hill (6-1, 219, Jr., Belleville, Ill.)
21 Shaun Wick (5-10, 210, R Sr., Oxnard, Calif.)

Fullbacks

- 36 Drew Van Maanen (6-1, 241, Jr., Parker, Colo.)
48 Jordan Ellis (6-2, 250, Sr., Colorado Springs, Colo.)

Wide Receivers (X)

- 83 Jake Maulhardt (6-6, 230, Sr., Camarillo, Calif.)
80 James Price (6-2, 208, So., Camas, Wash.)
25 Austin Conway (5-10, 172, R Fr., Aurora, Colo.)

Wide Receivers (Z)

- 4 Tanner Gentry (6-2, 210, Sr., Aurora, Colo.)
14 C.J. Johnson (6-2, 196, R Fr., Bellevue, Neb.)

Tight Ends (Y)

- 88 Jacob Hollister (6-4, 239, Sr., Bend, Ore.)
85 Tyree Mayfield (6-3, 237, So., St. Joseph, Mo.) **OR**
33 Josh Harshman (6-3, 226, So., Casper, Wyo.)

Left Tackles

- 72 Zach Wallace (6-7, 297, So., Lake Zurich, Ill.)
77 Pahl Schwab (6-5, 306, R Fr., Afton, Wyo.)

Left Guards

- 55 Gavin Rush (6-3, 301, Fr., Phillips, Neb.)
67 Cole Turner (6-4, 280, So., Cedar Rapids, Iowa)

Centers

- 73 Chase Roullier (6-4, 313, Sr., Savage, Minn.)
60 Du'Ryan Ebbesen (6-2, 309, Sr., St. Croix, Virgin Islands)

Right Guards

- 61 Kaden Jackson (6-2, 294, So., Kingfisher, Okla.)
75 Kurtis Stirneman (6-5, 296, Jr., Lakewood, Ill.)

Right Tackles

- 74 Brinkley Jolly (6-5, 273, So., Liberty, Mo.)
62 Eli Moody (6-3, 281, Sr., Lovell, Wyo.)

Specialists**Kickoff Returners****(No. 1 Tandem)**

- 7 D.J. May (5-11, 216, Sr., Federal Way, Wash.)
22 Nico Evans (5-9, 206, So., Los Angeles, Calif.)

(No. 2 Tandem)

- 25 Austin Conway (5-10, 172, R Fr., Aurora, Colo.)
5 Rico Gafford (5-11, 180, Jr., West Des Moines, Iowa)

Punt Returners

- 25 Austin Conway (5-10, 172, R Fr., Aurora, Colo.)
4 Tanner Gentry (6-2, 210, Sr., Aurora, Colo.)

Holders

- 18 Nick Szpor (6-3, 202, Fr., Fresno, Calif.)
41 Ethan Wood (6-3, 176, Sr., Colorado Springs, Colo.)



Players Who Will Return for 2016 Season After Missing All or Part of 2015 Season Due to Injury:

The Wyoming Cowboys suffered a number of key injuries during the 2015 season. Here are some of those key players who missed significant playing time last year that will return in 2016.

•**Josh Allen**, RSo., QB, A broken clavicle in the second game of season versus Eastern Michigan ended Allen's 2015 season prematurely. He played in only the first two series of the Eastern Michigan game before breaking his collarbone on that second series. Allen missed the rest of the 2015 season. He was granted a medical hardship and will have three years of eligibility remaining. Allen came to Wyoming in 2015 from Reedley Community College in California where he played one season.

•**Chase Appleby**, Sr., NT, A sprained MCL forced him to miss the final five games of the 2015 season. Appleby started five of the first seven games of his junior season before suffering the season-ending injury.

•**Tanner Gentry**, Sr., WR, Missed the final five games of the 2015 season following a shoulder injury suffered against Nevada in Week 7. He was leading the Mountain West and ranked 16th in the nation in receiving yards per game (98.7) entering the Nevada game.

•**Shaun Wick**, RSo., RB, Suffered a concussion early in the fourth game of the 2015 season versus New Mexico and missed the final eight games of the season. Granted a medical hardship giving him his senior year back. Wick had never redshirted at Wyoming, having played since his true freshman season of 2012. He enters the 2015 season ranked No. 9 in school history in career rushing yards, with 2,179.

Players Who Have Changed Positions Since the 2015 Season:

There are a few players who have switched to new positions since the 2015 season.

Players	New Position	Old Position
Ryan Cummings, Jr.	RT	LT
Josiah Hall, RFr.	DE	LB
Adam Pilapil, So.	LB	FS
Chase Roullier, Sr.	C	OG
Zach Wallace, So.	LT	RT
Logan Wilson, RFr.	LB	SS

Players Who Have Changed

Numbers for 2016 Season: Here is a list of Cowboys who changed jersey numbers for the 2016 season.

Players	New Number	Old Number
Brian Hill	5	8
Marcus Epps	6	35
Jalen Ortiz	8	29
Jaylon Watson	15	38
Trevor Meader	51	68

2016 Wyoming Starters Returning

Starters Returning: 17 (8 Offense, 8 Defense, 1 Special Teams)

Offensive Starters Returning (8)

Ryan Cummings, Jr., OT (19 Career Starts)
Tanner Gentry, Sr., WR (16 Career Starts)
Brian Hill, Jr., RB (15 Career Starts)
Jacob Hollister, Sr., TE (19 Career Starts)
Jake Maulhardt, Sr., WR (15 Career Starts)
Chase Roullier, Sr., OG (28 Career Starts)
Drew Van Maanen, Jr., FB (7 Career Starts)
Zach Wallace, So., OT (10 Career Starts)

Defensive Starters Returning (8)

Marcus Epps, So., SS (11 Career Starts)
Antonio Hull, So., CB (9 Career Starts)
Tim Kamana, Jr., LB (16 Career Starts)
Sidney Malauulu, So., NT (6 Career Starts)
D.J. May, Sr., LB/Nickel (13 Career Starts)
Robert Priester, Jr., CB (17 Career Starts)
Lucas Wacha, Sr., LB (26 Career Starts)
Andrew Wingard, So., FS (11 Career Starts)

Special Teams Starters Returning (1)

Ethan Wood, Sr., P (36 Career Starts)

2016 Wyoming Starters Lost

Starters Lost: 7 (3 Offense, 3 Defense, 1 Special Teams)

Offensive Starters Lost (3)

Troy Boyland, Sr., OG (10 Career Starts)
Cameron Coffman, RSo., QB (9 Career Starts)
Charlie Renfree, Jr., C (11 Career Starts)

Defensive Starters Lost (3)

Siaosi Hala'api'api, Sr., DE (26 Career Starts)
Uso Olive, Jr., DT (23 Career Starts)
Eddie Yarbrough, Sr., DE (39 Career Starts)

Special Teams Starters Lost (1)

Tristan Bailey, Fr., K (12 Career Starts)

2016 Wyoming Football Signees

Signees: 23 (10 Offense, 12 Defense, 1 Special Teams)

Junior-College Signees (3)

Name	Pos.	Ht.	Wt.	Cl.	Hometown
Rico Gafford	CB	5-11	180	Jr.	West Des Moines, Iowa
Taniela Lolohea	DE	6-1	245	Jr.	Hawthorne, Calif.
Hunter Van Emmerik	DT	6-4	281	Jr.	Ferndale, Calif.

High-School Signees (20)

Name	Pos.	Ht.	Wt.	Cl.	Hometown
Ja'Chai Baker	DL	6-6	260	Fr.	Council Bluffs, Iowa
Parker Dumas	WR	6-5	200	Fr.	North Bend, Wash.
Chandler Garrett	QB	6-5	205	Fr.	Yukon, Okla.
Mike Green II	RB	5-11	205	Fr.	Sacramento, Calif.
Tyler Hall	CB	5-10	175	Fr.	Hawthorne, Calif.
Alijah Halliburton	S	6-2	175	Fr.	Aurora, Colo.
Drew Harvey	LB	6-0	210	Fr.	Crete, Ill.
Adrian King	LB	6-1	220	Fr.	Denver, Colo.
Cassh Maluia	LB	6-0	210	Fr.	Paramount, Calif.
Sam Maughan	TE	6-3	220	Fr.	Beavercreek, Ore.
Jahmari Moore	LB	6-2	215	Fr.	Oak Park, Ill.
John Okwoli	WR	6-2	205	Fr.	Phoenix, Ariz.
Cooper Rothe	K	5-11	155	Fr.	Longmont, Colo.
Gavin Rush	OL	6-3	285	Fr.	Phillips, Neb.
Braden Smith	S	5-10	175	Fr.	Lakewood, Colo.
Alec Stewart	TE	6-4	240	Fr.	Aliso Viejo, Calif.
Zach Taylor	FB	5-11	210	Fr.	Gillette, Wyo.
Jace Webb	OL	6-4	295	Fr.	Hollis, Okla.
Dustin Weeks	OL	6-8	265	Fr.	Deering, N.D.
Shiloh Windsor	DE	6-3	220	Fr.	Ada, Okla.



2016 Wyoming Letterwinners Returning

Letterwinners Returning: 44 (21 Offense, 20 Defense, 3 Special Teams)

Offensive Letterwinners Returning, 2016 Class Listed (21)

Ryan Cummings, Jr., OT
Jordan Ellis, Sr., FB
Nico Evans, So., RB
Tanner Gentry, Sr., WR
Josh Harshman, So., TE
Brian Hill, Jr., RB
Jacob Hollister, Sr., TE
Kaden Jackson, So., OG
Brinkley Jolly, So., OT
Matt List, So., FB
Jake Maulhardt, Sr., WR
Tyree Mayfield, So., TE
Kellen Overstreet, So., RB
Joseph Parker, So., WR
James Price, So., WR
Chase Roullier, Sr., OG
Nick Smith, So., QB
Kurtis Stirneman, Jr., OG
Drew Van Maanen, Jr., FB/LS
Zach Wallace, So., OT
Shaun Wick, RSr., RB

Defensive Letterwinners Returning, 2016 Class Listed (20)

Chase Appleby, Sr., NT
Conner Cain, So., DT
Marcus Epps, So., SS
Dalton Fields, Jr., NT
Carl Granderson, So., DE
Antonio Hull, So., CB
Christian Irving, So., LB
Tim Kamana, Jr., LB
Adam Kinder, Sr., DE
Anthony Makransky, So., S
Sidney Malauulu, So., DT/NT
D.J. May, Sr., LB/Nickel
Devin McKenna, Sr., LB
Eric Nzeocha, Sr., LB
Adam Pilapil, So., LB
Chavez Pownell Jr., So., SS
Robert Priester, Jr., CB
Kevin Prosser, So., DE
Lucas Wacha, Sr., LB
Andrew Wingard, So., FS

Special Teams Letterwinners Returning, 2016 Class Listed (3)

Justin Martin, Sr., P/K
Brendan Turelli, Sr., LS
Ethan Wood, Sr., P/K

2016 Wyoming Letterwinners Lost

Letterwinners Lost: 20 (11 Offense, 8 Defense, 1 Special Teams)

Offensive Letterwinners Lost, 2015 Class Listed (11)

Justin Berger, Sr., WR
Troy Boyland, Sr., OG
Cameron Coffman, RSr., QB
Rafe Kiely, Sr., C
Taylor Knestis, So., OT
Tayton Montgomery, Fr., WR
Justice Murphy, So., WR
Charlie Renfree, Jr., C
Joshua Tapscott, So., RB
Tom Thornton, Sr., WR
Aaron Young, RSo., QB

Defensive Letterwinners Lost, 2015 Class Listed (8)

Luis Bach, So, LB
Jacob English, Sr., NT
Tyran Finley, Sr., CB
Siaosi Hala'api'api, Sr., DE
C.J. Jennings, So., CB
Uso Olive, Jr., DT
Will Tutein, Jr., LB
Eddie Yarbrough, Sr., DE

Special Teams Letterwinners Lost, 2015 Class Listed (1)

Tristan Bailey, Fr., K

2016 Other Returning Players

Other Returning Players: 24 (13 Offense, 11 Defense, 0 Special Teams)

Redshirts and Squadmen Returning on Offense (13)

Josh Allen, RSo., QB
Richard Bettencourt, So., OG
Austin Conway, RFr., WR
Boyd Draeger, RFr., C
Du'Ryan Ebbesen, Sr., C
Austin Fort, So., TE
Garrett Gardner, RFr., RB
Milo Hall, RFr., RB
Isaac Jefferson, RFr., WR
C.J. Johnson, RFr., WR
Eli Moody, Sr., OT
Pahl Schwab, RFr., OT
Cole Turner, So., OG

Redshirts and Squadmen Returning on Defense (11)

Davion Freeman, RFr., CB
Yuhanna Ghaifan, RFr., DT
Brent Gilliland, RFr., DE
Josiah Hall, RFr., DE
Austin Lopez, RFr., So.
Trevor Meader, Sr., DE
Jalen Ortiz, Jr., FS/N
Ethan Patrick, Jr., CB
Jaylon Watson, RFr., LB
Logan Wilson, RFr., LB
Ben Wisdorf, RFr., LB

Redshirts and Squadmen Returning on Special Teams (0)

NA



2016 Player Participation and Starting History

No.	Players	Career			2016 Season											Career (G/GS)	Cons GS	
		2013 (G/GS)	2014 (G/GS)	2015 (G/GS)	NIU	NU	UCD	EMU	CSU	AFA	Nevada State	Boise State	Utah State	UNLV	SD			UNM
17	Josh Allen, qb	HS	JC	2/1	GS	GS	GS	GS	GS	GS	GS	GS	GS	GS	GS	GS	13/12	11
57	Chase Appleby, nt	0/0	12/1	7/5	GS	GS	GS	GS	GS	GS	GS	GS	GS	GS	GS	GS	30/17	11
69	Richard Bettencourt, og	HS	RS	0/0	G	G	G	G	G	G	G	G	G	G	G	11/0		
87	Conner Cain, dt	HS	RS	11/1	GS	GS	GS	GS	GS	GS	GS	G	GS	GS	G	22/10		
25	Austin Conway, wr			RS	G	G	GS	G	G	G	G	GS	G	G	G	11/2		
59	Ryan Cummings, ot	HS	7/7	12/12	GS	GS	GS	GS	GS	GS	GS					26/26		
48	Jordan Ellis, fb	TR	12/0	8/1	G	G	G	G	G	G	G	G	G	G	G	31/1		
6	Marcus Epps, fs	HS	RS	11/11	GS	GS	GS	GS	GS	GS	GS	GS	GS	GS	GS	22/22	21	
22	Nico Evans, rb	HS	RS	10/0	G	G	G	G	G	G	G	G	G	G	G	21/0		
98	Dalton Fields, nt	RS	11/0	12/0	G	G	G	G	G	G	G	G	G	G	G	34/0		
81	Austin Fort, te		RS	JC	G	G	G	G	G	G	G	G	G	G	G	10/0		
27	Davion Freeman, cb		HS	RS	G	G	G	G	G	G	G	G	G	G	G	11/0		
5	Rico Gafford, cb			JC	GS	GS	GS	GS	GS	GS	GS	GS	GS	GS	GS	11/11	11	
4	Tanner Gentry, wr	12/8	12/3	7/5	GS	GS	GS	GS	GS	GS	GS	GS	GS	GS	GS	42/27	11	
93	Youhanna Ghaifan, dt		HS	RS	G	G	G	G	G	G	G	GS	G	G	GS	11/2	1	
99	Brent Gilliland, de		HS	RS	G	G	G	G	G	G	G	G	G	G	G	10/0		
91	Carl Granderson, de		HS	12/0	GS	GS	GS	GS	GS	GS						18/6		
53	Josiah Hall, de		HS	RS	GS	GS	G	G	GS	GS	G	GS	GS	GS	GS	11/8	4	
16	Milo Hall, rb		HS	RS		G	G	G				G				4/0		
9	Tyler Hall, cb			HS					G	G		G	G	G	G	6/0		
3	Alijah Halliburton, s			HS	G	G	G	G	G	G	G	G	G	G	G	11/0		
33	Josh Harshman, te		HS	11/0	G	G	G	G	G	G	G	G	G	GS	GS	22/2	2	
5	Brian Hill, rb	HS	12/4	12/11	GS	GS	GS	GS	GS	GS	GS	GS	GS	GS	GS	35/26	22	
88	Jacob Hollister, te	JC	12/7	12/12	GS	GS	GS	GS	GS	GS	GS	GS	GS	GS	GS	35/30	28	
21	Antonio Hull, cb		HS	12/9	GS	GS	GS	GS	GS	GS	GS	G	G	GS	G	23/17		
12	Christian Irving, lb		HS	6/0	G											7/0		
61	Kaden Jackson, og		HS	11/2	GS	GS	GS	GS	GS	GS	GS	GS	GS	GS	GS	22/13	11	
14	C.J. Johnson, wr		HS	RS	G	G	G	G	GS	GS	G	G	GS	G	G	11/3		
74	Brinkley Jolly, ot	HS	RS	1/0								GS	GS	GS	GS	5/4	4	
23	Tim Kamana, lb/n	RS	12/8	12/8	G	G	G	G	G	G	G	G	G	G	G	35/16		
86	Adam Kinder, de	SQ	1/0	0/0												1/0		
47	Matt List, fb	HS	RS	3/0								G				4/0		
58	Nela Lolohea, de			JC	G	G	G	G	G	G	GS	G	G	G	G	11/1		
19	Anthony Makransky, cb		HS	8/2												8/2		
96	Sidney Malauulu, nt	HS	RS	12/6	G	G	G	G	G	G	G	G	G	G	G	22/6		
46	Cassh Maluia, lb			HS	G	G	G	G	G	G	G	G	G			10/0		
39	Justin Martin, k	12/0	5/0	0/0												17/0		
83	Jake Maulhardt, wr	11/0	12/5	12/10	GS	GS	GS	GS	GS	GS	GS	GS	GS	GS	GS	46/26	17	
7	D.J. May, lb/n	11/3	RS	6/0	11/10	11/10	11/10	11/10	11/10	11/10	11/10	11/10	11/10	11/10	11/10	38/23	8	
85	Tyree Mayfield, te		RS	12/8	G	GS	G	G	G	G	G	G	G	G	G	23/9		
44	Devin McKenna, lb	SQ	RS	4/0												4/0		
11	Eric Nzeocha, lb	12/0	12/0	11/5	G	G	G	G	G	G	G	G	G	G	G	46/5		
13	John Okwoli, wr			HS	G	G	G	G	G	G	G	G	G	G	G	11/0		
8	Jalen Ortiz, fs/n		UCLA	RS	G	G	GS	G	G	G	G	G	G	G	G	11/1		
29	Kellen Overstreet, rb		HS	12/0												12/0		
3	Joseph Parker, wr		HS	12/4	G	G	G	G	G	G	G	G	G	G	G	20/4		
32	Adam Pilapil, fs	HS	RS	11/1								G	G	G	G	15/1		
31	Chavez Pownell Jr., ss	HS	RS	11/1	G	G	G	G	G	G	G	G	G	G	G	22/1		
80	James Price, wr		HS	12/4	G	G	G	G	G	G	G	G	G	G	G	23/4		
2	Robert Priester, cb	HS	11/7	11/10	G	G	G	G	G	G	G	GS	GS	G	G	30/19		
42	Kevin Prosser, de		HS	12/0	G	G	GS	GS	G	G	GS	GS	GS	GS	GS	23/7	5	
40	Cooper Rothe, k			HS	GS	GS	GS	GS	GS	GS	GS	GS	GS	GS	GS	11/11	11	
73	Chase Roullier, c/og	RS	10/4	12/12	GS	GS	GS	GS	GS	GS	GS	GS	GS	GS	GS	45/39	38	
55	Gavin Rush, og			HS	GS	GS	GS	GS	GS	GS	GS	GS	GS	GS	GS	11/11	11	
15	Nick Smith, qb	HS	RS	5/2												5/2		
75	Kurtis Stineman, og	RS	SQ	10/0	G	G	G	G	G	G	G	G	G	G	G	21/0		
18	Nick Szpor, qb/holder			HS	G	G	G	G	G	G	G	G	G	G	G	11/0		
94	Brendan Turelli, ls	HS	12/0	12/0	G	G	G	G	G	G	G	G	G	G	G	47/0		
67	Cole Turner, og		HS	RS												0/0		
36	Drew Van Maanen, fb	HS	RS	12/7	GS	G	G	GS	G	G	GS	G	G	G	G	35/13		
45	Lucas Wacha, lb	RS	12/11	12/4	11/11	11/11	11/11	11/11	11/11	11/11	11/11	11/11	11/11	11/11	11/11	46/37	16	
72	Zach Wallace, ot		HS	12/10	GS	GS	GS	GS	GS	GS	GS	GS	GS	GS	GS	23/21	21	
15	Jaylon Watson, lb		HS	RS	G	G	G	G	G	G	G	G	G	G	G	11/0		
21	Shaun Wick, rb	11/2	12/10	9/8	4/1	4/1	4/1	4/1	4/1	4/1	4/1	4/1	4/1	4/1	4/1	47/21		
30	Logan Wilson, ss		HS	RS	GS	GS	GS	GS	GS	GS	GS	GS	GS	GS	GS	11/11	11	



2016 Player Participation and Starting History

No.	Players	Career			2016 Season											Career (G/GS)	Cons GS
		2013 (G/GS)	2014 (G/GS)	2015 (G/GS)	NIU	NU	UCD	EMU	CSU	AFA	Nevada	Boise State	Utah	UNLV	SD		
92	Shiloh Windsor, de			HS							G	G	G	GS		4/1	1
28	Andrew Wingard, fs		HS	12/11	GS	GS	GS	GS	GS	GS	GS	GS	GS	GS	GS	23/22	22
43	Ben Wisdorf, lb		HS	RS							G	G	G			3/0	
41	Ethan Wood, p	12/12	12/12	12/12	GS	GS	GS	GS	GS	GS	GS	GS	GS	GS	GS	47/47	47

RS - Redshirted

G - Indicates number of games played that season.

GS - Indicates number of games started that season.

Cons. GS - Indicates current streaks of consecutive games started

2016 Game-by-Game Starters

Offensive Game-by-Game Starters

Game	QB	RB	FB (TE, WR)	WR	WR	TE	LT	LG	C	RG	RT
Northern Illinois	Allen	Hill	Van Maanen (FB)	Gentry	Maulhardt	Hollister	Wallace	Rush	Roullier	Jackson	Cummings
at Nebraska	Allen	Hill	Mayfield (TE)	Gentry	Maulhardt	Hollister	Wallace	Rush	Roullier	Jackson	Cummings
UC Davis	Allen	Hill	Conway (WR)	Gentry	Maulhardt	Hollister	Wallace	Rush	Roullier	Jackson	Cummings
at Eastern Michigan	Allen	Hill	Van Maanen (FB)	Gentry	Maulhardt	Hollister	Wallace	Rush	Roullier	Jackson	Cummings
at Colorado State	Allen	Hill	Johnson (WR)	Gentry	Maulhardt	Hollister	Wallace	Rush	Roullier	Jackson	Cummings
Air Force	Allen	Hill	Johnson (WR)	Gentry	Maulhardt	Hollister	Wallace	Rush	Roullier	Jackson	Cummings
at Nevada	Allen	Hill	Van Maanen (FB)	Gentry	Maulhardt	Hollister	Wallace	Rush	Roullier	Jackson	Cummings
Boise State	Allen	Hill	Conway (WR)	Gentry	Maulhardt	Hollister	Wallace	Rush	Roullier	Jackson	Jolly
Utah State	Allen	Hill	Johnson (WR)	Gentry	Maulhardt	Hollister	Wallace	Rush	Roullier	Jackson	Jolly
at UNLV	Allen	Hill	Harshman (TE)	Gentry	Maulhardt	Hollister	Wallace	Rush	Roullier	Jackson	Jolly
San Diego State	Allen	Hill	Harshman (TE)	Gentry	Maulhardt	Hollister	Wallace	Rush	Roullier	Jackson	Jolly
at New Mexico											

Defensive Game-by-Game Starters

Game	FCB (DE)	FS	SS	BCB	LB (SAM/N)	LB (MIKE)	LB (WILL)	DE	DT	NT	DE
Northern Illinois	Hull	Wingard	Epps	Gafford	May	Wacha	Wilson	Granderson	Cain	Appleby	J. Hall
at Nebraska	Hull	Wingard	Epps	Gafford	May	Wacha	Wilson	Granderson	Cain	Appleby	J. Hall
UC Davis	Hull	Wingard	Epps	Gafford	Ortiz (N)	Wacha	Wilson	Granderson	Cain	Appleby	Prosser
at Eastern Michigan	Hull	Wingard	Epps	Gafford	May	Wacha	Wilson	Granderson	Cain	Appleby	Prosser
at Colorado State	Hull	Wingard	Epps	Gafford	May	Wacha	Wilson	Granderson	Cain	Appleby	J. Hall
Air Force	Hull	Wingard	Epps	Gafford	May	Wacha	Wilson	Granderson	Cain	Appleby	J. Hall
at Nevada	Hull	Wingard	Epps	Gafford	May	Wacha	Wilson	Lolohea	Cain	Appleby	Prosser
Boise State	Priester	Wingard	Epps	Gafford	May	Wacha	Wilson	Prosser	Ghaifan	Appleby	J. Hall
Utah State	Priester	Wingard	Epps	Gafford	May	Wacha	Wilson	Prosser	Cain	Appleby	J. Hall
at UNLV	Hull	Wingard	Epps	Gafford	May	Wacha	Wilson	Prosser	Cain	Appleby	J. Hall
San Diego State	Windsor (DE)	Wingard	Epps	Gafford	May	Wacha	Wilson	Prosser	Ghaifan	Appleby	J. Hall
at New Mexico											

2016 Season Captains

Team Captains

- #6 Marcus Epps, So., SS, Los Angeles, Calif.
- #17 Josh Allen, RSo., QB, Firebaugh, Calif.
- #45 Lucas Wacha, Sr., LB, Texarkana, Texas
- #73 Chase Roullier, Sr., C/OG, Savage, Minn.
- #88 Jacob Hollister, Sr., TE, Bend, Ore.



2016 University of Wyoming Cowboy Football
Alphabetical Roster

No.	Name	Pos.	Ht.	Wt.	Class	Ex.	Hometown (Last School)
17	Josh Allen	QB	6-5	222	RSo.	RS	Firebaugh, Calif. (Reedley CC, Calif.)
57	Chase Appleby	NT	6-0	268	Sr.	2L	Frisco, Texas (Centennial)
97	Ja'Chai Baker	DT	6-6	283	Fr.	HS	Council Bluffs, Iowa (Lewis Central)
69	Richard Bettencourt	OG	6-3	310	So.	SQ	Meridian, Idaho (Meridian)
87	Conner Cain	DT	6-4	279	So.	1L	Littleton, Colo. (Heritage)
25	Austin Conway	WR	5-10	172	RFr.	RS	Aurora, Colo. (Overland)
59	Ryan Cummings	OT	6-6	319	Jr.	2L	Littleton, Colo. (Valor Christian)
65	Boyd Draeger	C	6-4	296	RFr.	RS	Lakeville, Minn. (Lakeville North)
89	Parker Dumas	WR	6-5	200	Fr.	HS	North Bend, Wash. (Mount Si)
60	Du'Ryan Ebbesen	C	6-2	309	Sr.	SQ	St. Croix, Virgin Islands (Cheyenne Central)
48	Jordan Ellis	FB	6-2	250	Sr.	2L	Colorado Springs, Colo. (UT-San Antonio)
6	Marcus Epps	SS	6-0	203	So.	1L	Los Angeles, Calif. (Edison)
22	Nico Evans	RB	5-9	206	So.	1L	Los Angeles, Calif. (Loyola)
98	Dalton Fields	NT	6-3	284	Jr.	2L	Colorado Springs, Colo. (Pine Creek)
81	Austin Fort	TE	6-4	231	So.	JC	Gillette, Wyo. (Chabot CC, Calif.)
27	Davion Freeman	CB	5-9	169	RFr.	RS	Del City, Okla. (Del City)
5D	Rico Gafford	CB	5-11	180	Jr.	JC	West Des Moines, Iowa (Iowa Western CC, Iowa)
28D	Garrett Gardner	RB	6-0	205	RFr.	RS	St. Paul, Minn. (Central)
11D	Chandler Garrett	QB	6-5	213	Fr.	HS	Yukon, Okla. (Mustang)
4	Tanner Gentry	WR	6-2	210	Sr.	3L	Aurora, Colo. (Grandview)
93	Youhanna Ghaifan	DT	6-4	290	RFr.	RS	Grand Island, Neb. (Central Catholic)
99	Brent Gilliland	DT	6-2	274	RFr.	RS	Sterling, Colo. (Sterling)
91	Carl Granderson	DE	6-5	243	So.	1L	Sacramento, Calif. (Grant)
23D	Mike Green II	RB	5-11	205	Fr.	HS	Sacramento, Calif. (Grant)
53	Josiah Hall	DE	6-1	237	RFr.	RS	Colorado Springs, Colo. (Falcon)
16	Milo Hall	RB	5-8	190	RFr.	RS	Denver, Colo. (Cherry Creek)
9	Tyler Hall	CB	5-10	184	Fr.	HS	Hawthorne, Calif. (Junipero Serra)
3D	Alijah Halliburton	S	6-2	180	Fr.	HS	Aurora, Colo. (Overland)
33	Josh Harshman	TE	6-3	226	So.	1L	Casper, Wyo. (Natrona County)
47D	Drew Harvey	LB	6-0	234	Fr.	HS	Crete, Ill. (Crete Monee)
5	Brian Hill	RB	6-1	219	Jr.	2L	Belleville, Ill. (Belleville West)
88	Jacob Hollister	TE	6-4	239	Sr.	2L	Bend, Ore. (Arizona Western CC, Ariz.)
21D	Antonio Hull	CB	5-10	188	So.	1L	Diamond Bar, Calif. (Diamond Bar)
12	Christian Irving	LB/N	5-11	208	So.	1L	Fort Lauderdale, Fla. (American Heritage)
61	Kaden Jackson	OG	6-2	294	So.	1L	Kingfisher, Okla. (Kingfisher)
14	C.J. Johnson	WR	6-2	196	RFr.	RS	Bellevue, Neb. (Bellevue West)
74	Brinkley Jolly	OT	6-5	273	So.	1L	Liberty, Mo. (Liberty North)
23	Tim Kamana	LB/N	5-11	213	Jr.	2L	Honolulu, Hawai'i (West Point Prep)
86	Adam Kinder	DE	6-2	252	Sr.	1L	Newport Beach, Calif. (Newport Harbor)
50	Adrian King	LB	6-1	220	Fr.	HS	Denver, Colo. (George Washington)
47	Matt List	FB	5-11	240	So.	1L	Colorado Springs, Colo. (Pine Creek)
58	Nela Lolohea	DE	6-1	253	Jr.	JC	Hawthorne, Calif. (El Camino CC, Calif.)
54	Austin Lopez	LB	6-3	223	RFr.	RS	Colorado Springs, Colo. (Palmer)
19	Anthony Makransky	SS	5-10	184	So.	1L	Friendswood, Texas (Friendswood)
96	Sidney Malauulu	NT	6-3	301	So.	1L	Seoul, South Korea (Buena H.S., Ariz.)
46	Cassh Maluia	LB	6-0	223	Fr.	HS	Paramount, Calif. (Paramount)
39	Justin Martin	K/P	5-10	187	Sr.	1L	Oakdale, Calif. (Oakdale)
87D	Sam Maughan	TE	6-3	220	Fr.	HS	Beavercreek, Ore. (Oregon City)
83	Jake Maulhardt	WR	6-6	230	Sr.	3L	Camarillo, Calif. (Camarillo)
7	D.J. May	LB/N	5-11	216	Sr.	3L	Federal Way, Wash. (Federal Way)
85	Tyree Mayfield	TE	6-3	237	So.	1L	St. Joseph, Mo. (Central)
44	Devin McKenna	LB	6-2	228	Sr.	1L	Millstone, N.J. (Sacred Heart University, Conn.)
51	Trevor Meader	DE	6-4	239	Sr.	SQ	Lincoln, Neb. (Wayne State College)
62	Eli Moody	OT	6-3	281	Sr.	SQ	Lovell, Wyo. (Rocky Mountain College)
52	Jahmari Moore	LB	6-2	219	Fr.	HS	Oak Park, Ill. (Oak Park and River Forest)



2016 University of Wyoming Cowboy Football
Alphabetical Roster (Continued)

No.	Name	Pos.	Ht.	Wt.	Class	Ex.	Hometown (Last School)
11	Eric Nzeocha	LB	6-3	225	Sr.	3L	Neusitz, Germany (FOS Ansbach)
13	John Okwoli	WR	6-2	205	Fr.	HS	Phoenix, Ariz. (North Canyon)
8	Jalen Ortiz	FS/N	5-10	196	RJr.	RS	Peoria, Ariz. (UCLA)
29	Kellen Overstreet	RB	5-11	196	So.	1L	Hamilton, Mo. (Penney)
3	Joseph Parker	WR	5-10	185	So.	1L	Castle Rock, Colo. (Cherry Creek)
13D	Ethan Patrick	CB	6-0	191	Jr.	SQ	St. Croix, Virgin Islands (Laurel H.S., Md.)
32	Adam Pilapil	LB	6-1	211	So.	1L	Torrance, Calif. (Loyola)
31	Chavez Pownell Jr.	FS	5-11	198	So.	1L	Tampa, Fla. (Jefferson)
80	James Price	WR	6-2	208	So.	1L	Camas, Wash. (Camas)
2	Robert Priestler	CB	5-9	180	Jr.	2L	Tampa, Fla. (Robinson)
42	Kevin Prosser	DE	6-2	215	So.	1L	Aurora, Colo. (Overland)
40	Cooper Rothe	K	5-11	170	Fr.	HS	Longmont, Colo. (Longmont)
73	Chase Roullier	C/OG	6-4	313	Sr.	3L	Savage, Minn. (Burnsville)
55	Gavin Rush	OG	6-3	301	Fr.	HS	Phillips, Neb. (Aurora)
77	Pahl Schwab	OT	6-5	306	RFr.	RS	Afton, Wyo. (Star Valley)
24	Braden Smith	CB	5-10	177	Fr.	HS	Lakewood, Colo. (Lakewood)
15	Nick Smith	QB	6-4	229	So.	1L	Merritt Island, Fla. (Merritt Island)
75	Kurtis Stirneman	OG	6-5	296	Jr.	1L	Lakewood, Ill. (Marian Central Catholic)
18	Nick Szpor	QB	6-3	202	Fr.	HS	Fresno, Calif. (Central)
35	Zach Taylor	FB	5-11	214	Fr.	HS	Gillette, Wyo. (Campbell County)
94	Brendan Turelli	LS	6-2	230	Sr.	3L	Phoenix, Ariz. (Arcadia)
67	Cole Turner	OG	6-4	280	So.	SQ	Cedar Rapids, Iowa (Xavier)
95	Hunter Van Emmerik	DT	6-4	281	Jr.	JC	Ferndale, Calif. (College of the Redwoods CC, Calif.)
36	Drew Van Maanen	FB/LS	6-1	241	Jr.	2L	Parker, Colo. (Chaparral)
45	Lucas Wacha	LB	6-1	230	Sr.	3L	Texarkana, Texas (Pleasant Grove)
72	Zach Wallace	OT	6-7	297	So.	1L	Lake Zurich, Ill. (Lake Zurich)
15D	Jaylon Watson	LB	6-0	239	RFr.	RS	Broken Bow, Okla. (Broken Bow)
71	Jace Webb	OL	6-4	321	Fr.	HS	Hollis, Okla. (Hollis)
63	Dustin Weeks	OL	6-8	288	Fr.	HS	Deering, N.D. (Glenburn)
21	Shaun Wick	RB	5-10	210	RSr.	3L	Oxnard, Calif. (St. Bonaventure)
30	Logan Wilson	LB	6-2	225	RFr.	RS	Casper, Wyo. (Natrona County)
92	Shiloh Windsor	DE	6-3	224	Fr.	HS	Ada, Okla. (Ada)
28	Andrew Wingard	FS	6-0	207	So.	1L	Arvada, Colo. (Ralston Valley)
43	Ben Wisdorf	LB	6-1	213	RFr.	RS	Cheyenne, Wyo. (East)
41	Ethan Wood	P/K	6-3	176	Sr.	3L	Colorado Springs, Colo. (Liberty)

Experience Codes

1L	One-Year Letterman
2L	Two-Year Letterman
3L	Three-Year Letterman
HS	High School Player the Previous Season
JC	Junior College Player the Previous Season
RS	Redshirted Previous Season
SQ	Squad Member Previous Season But Didn't Earn Letter
TR	Transfer From Another Four-Year School



2016 University of Wyoming Cowboy Football
Numerical Roster

No.	Name	Pos.	Ht.	Wt.	Class	Ex.	Hometown (Last School)
2	Robert Priester	CB	5-9	180	Jr.	2L	Tampa, Fla. (Robinson)
3	Joseph Parker	WR	5-10	185	So.	1L	Castle Rock, Colo. (Cherry Creek)
3D	Alijah Halliburton	S	6-2	180	Fr.	HS	Aurora, Colo. (Overland)
4	Tanner Gentry	WR	6-2	210	Sr.	3L	Aurora, Colo. (Grandview)
5	Brian Hill	RB	6-1	219	Jr.	2L	Belleville, Ill. (Belleville West)
5D	Rico Gafford	CB	5-11	180	Jr.	JC	West Des Moines, Iowa (Iowa Western CC, Iowa)
6	Marcus Epps	SS	6-0	203	So.	1L	Los Angeles, Calif. (Edison)
7	D.J. May	LB/N	5-11	216	Sr.	3L	Federal Way, Wash. (Federal Way)
8	Jalen Ortiz	FS/N	5-10	196	RJr.	RS	Peoria, Ariz. (UCLA)
9	Tyler Hall	CB	5-10	184	Fr.	HS	Hawthorne, Calif. (Junipero Serra)
11	Eric Nzeocha	LB	6-3	225	Sr.	3L	Neusitz, Germany (FOS Ansbach)
11D	Chandler Garrett	QB	6-5	213	Fr.	HS	Yukon, Okla. (Mustang)
12	Christian Irving	LB/N	5-11	208	So.	1L	Fort Lauderdale, Fla. (American Heritage)
13	John Okwoli	WR	6-2	205	Fr.	HS	Phoenix, Ariz. (North Canyon)
13D	Ethan Patrick	CB	6-0	191	Jr.	SQ	St. Croix, Virgin Islands (Laurel H.S., Md.)
14	C.J. Johnson	WR	6-2	196	RFr.	RS	Bellevue, Neb. (Bellevue West)
15	Nick Smith	QB	6-4	229	So.	1L	Merritt Island, Fla. (Merritt Island)
15D	Jaylon Watson	LB	6-0	239	RFr.	RS	Broken Bow, Okla. (Broken Bow)
16	Milo Hall	RB	5-8	190	RFr.	RS	Denver, Colo. (Cherry Creek)
17	Josh Allen	QB	6-5	222	RSO.	RS	Firebaugh, Calif. (Reedley College CC, Calif.)
18	Nick Szpor	QB	6-3	202	Fr.	HS	Fresno, Calif. (Central)
19	Anthony Makransky	SS	5-10	184	So.	1L	Friendswood, Texas (Friendswood)
21	Shaun Wick	RB	5-10	210	RSr.	3L	Oxnard, Calif. (St. Bonaventure)
21D	Antonio Hull	CB	5-10	188	So.	1L	Diamond Bar, Calif. (Diamond Bar)
22	Nico Evans	RB	5-9	206	So.	1L	Los Angeles, Calif. (Loyola)
23	Tim Kamana	LB/N	5-11	213	Jr.	2L	Honolulu, Hawai'i (West Point Prep)
23D	Mike Green II	RB	5-11	205	Fr.	HS	Sacramento, Calif. (Grant)
24	Braden Smith	CB	5-10	177	Fr.	HS	Lakewood, Colo. (Lakewood)
25	Austin Conway	WR	5-10	172	RFr.	RS	Aurora, Colo. (Overland)
27	Davion Freeman	CB	5-9	169	RFr.	RS	Del City, Okla. (Del City)
28	Andrew Wingard	FS	6-0	207	So.	1L	Arvada, Colo. (Ralston Valley)
28D	Garrett Gardner	RB	6-0	205	RFr.	RS	St. Paul, Minn. (Central)
29	Kellen Overstreet	RB	5-11	196	So.	1L	Hamilton, Mo. (Penney)
30	Logan Wilson	LB	6-2	225	RFr.	RS	Casper, Wyo. (Natrona County)
31	Chavez Pownell Jr.	FS	5-11	198	So.	1L	Tampa, Fla. (Jefferson)
32	Adam Pilapil	LB	6-1	211	So.	1L	Torrance, Calif. (Loyola)
33	Josh Harshman	TE	6-3	226	So.	1L	Casper, Wyo. (Natrona County)
35	Zach Taylor	FB	5-11	214	Fr.	HS	Gillette, Wyo. (Campbell County)
36	Drew Van Maanen	FB/LS	6-1	241	Jr.	2L	Parker, Colo. (Chaparral)
39	Justin Martin	K/P	5-10	187	Sr.	1L	Oakdale, Calif. (Oakdale)
40	Cooper Rothe	K	5-11	170	Fr.	HS	Longmont, Colo. (Longmont)
41	Ethan Wood	P/K	6-3	176	Sr.	3L	Colorado Springs, Colo. (Liberty)
42	Kevin Prosser	DE	6-2	215	So.	1L	Aurora, Colo. (Overland)
43	Ben Wisdorf	LB	6-1	213	RFr.	RS	Cheyenne, Wyo. (East)
44	Devin McKenna	LB	6-2	228	Sr.	1L	Millstone, N.J. (Sacred Heart University, Conn.)
45	Lucas Wacha	LB	6-1	230	Sr.	3L	Texarkana, Texas (Pleasant Grove)
46	Cassh Maluia	LB	6-0	223	Fr.	HS	Paramount, Calif. (Paramount)
47	Matt List	FB	5-11	240	So.	1L	Colorado Springs, Colo. (Pine Creek)
47D	Drew Harvey	LB	6-0	234	Fr.	HS	Crete, Ill. (Crete Monee)
48	Jordan Ellis	FB	6-2	250	Sr.	2L	Colorado Springs, Colo. (UT-San Antonio)



2016 University of Wyoming Cowboy Football
Numerical Roster (Continued)

No.	Name	Pos.	Ht.	Wt.	Class	Ex.	Hometown (Last School)
50	Adrian King	LB	6-1	220	Fr.	HS	Denver, Colo. (George Washington)
51	Trevor Meader	DE	6-4	239	Sr.	SQ	Lincoln, Neb. (Wayne State College)
52	Jahmari Moore	LB	6-2	219	Fr.	HS	Oak Park, Ill. (Oak Park and River Forest)
53	Josiah Hall	DE	6-1	237	RFr.	RS	Colorado Springs, Colo. (Falcon)
54	Austin Lopez	LB	6-3	223	RFr.	RS	Colorado Springs, Colo. (Palmer)
55	Gavin Rush	OG	6-3	301	Fr.	HS	Phillips, Neb. (Aurora)
57	Chase Appleby	NT	6-0	268	Sr.	2L	Frisco, Texas (Centennial)
58	Nela Lolohea	DE	6-1	253	Jr.	JC	Hawthorne, Calif. (El Camino CC, Calif.)
59	Ryan Cummings	OT	6-6	319	Jr.	2L	Littleton, Colo. (Valor Christian)
60	Du'Ryan Ebbesen	C	6-2	309	Sr.	SQ	St. Croix, Virgin Islands (Cheyenne Central)
61	Kaden Jackson	OG	6-2	294	So.	1L	Kingfisher, Okla. (Kingfisher)
62	Eli Moody	OT	6-3	281	Sr.	SQ	Lovell, Wyo. (Rocky Mountain College)
63	Dustin Weeks	OL	6-8	288	Fr.	HS	Deering, N.D. (Glenburn)
65	Boyd Draeger	C	6-4	296	RFr.	RS	Lakeville, Minn. (Lakeville North)
67	Cole Turner	OG	6-4	280	So.	SQ	Cedar Rapids, Iowa (Xavier)
69	Richard Bettencourt	OG	6-3	310	So.	SQ	Meridian, Idaho (Meridian)
71	Jace Webb	OL	6-4	321	Fr.	HS	Hollis, Okla. (Hollis)
72	Zach Wallace	OT	6-7	297	So.	1L	Lake Zurich, Ill. (Lake Zurich)
73	Chase Roullier	C/OG	6-4	313	Sr.	3L	Savage, Minn. (Burnsville)
74	Brinkley Jolly	OT	6-5	273	So.	1L	Liberty, Mo. (Liberty North)
75	Kurtis Stirneman	OG	6-5	296	Jr.	1L	Lakewood, Ill. (Marian Central Catholic)
77	Pahl Schwab	OT	6-5	306	RFr.	RS	Afton, Wyo. (Star Valley)
80	James Price	WR	6-2	208	So.	1L	Camas, Wash. (Camas)
81	Austin Fort	TE	6-4	231	So.	JC	Gillette, Wyo. (Chabot CC, Calif.)
83	Jake Maulhardt	WR	6-6	230	Sr.	3L	Camarillo, Calif. (Camarillo)
85	Tyree Mayfield	TE	6-3	237	So.	1L	St. Joseph, Mo. (Central)
86	Adam Kinder	DE	6-2	252	Sr.	1L	Newport Beach, Calif. (Newport Harbor)
87	Conner Cain	DT	6-4	279	So.	1L	Littleton, Colo. (Heritage)
87D	Sam Maughan	TE	6-3	220	Fr.	HS	Beavercreek, Ore. (Oregon City)
88	Jacob Hollister	TE	6-4	239	Sr.	2L	Bend, Ore. (Arizona Western CC, Ariz.)
89	Parker Dumas	WR	6-5	200	Fr.	HS	North Bend, Wash. (Mount Si)
91	Carl Granderson	DE	6-5	243	So.	1L	Sacramento, Calif. (Grant)
92	Shiloh Windsor	DE	6-3	224	Fr.	HS	Ada, Okla. (Ada)
93	Youhanna Ghaifan	DT	6-4	290	RFr.	RS	Grand Island, Neb. (Central Catholic)
94	Brendan Turelli	LS	6-2	230	Sr.	3L	Phoenix, Ariz. (Arcadia)
95	Hunter Van Emmerik	DT	6-4	281	Jr.	JC	Ferndale, Calif. (College of the Redwoods CC, Calif.)
96	Sidney Malauulu	NT	6-3	301	So.	1L	Seoul, South Korea (Buena H.S., Ariz.)
97	Ja'Chai Baker	DT	6-6	283	Fr.	HS	Council Bluffs, Iowa (Lewis Central)
98	Dalton Fields	NT	6-3	284	Jr.	2L	Colorado Springs, Colo. (Pine Creek)
99	Brent Gilliland	DT	6-2	274	RFr.	RS	Sterling, Colo. (Sterling)

Pronunciation Guide

Player	Pronunciation	Player	Pronunciation
Ja'Chai Baker	juh-KI (Long I)	Eric Nzeocha	en-ZAH-chuh (Rhymes with GOTCHA)
Parker Dumas	DOO-muss	John Okwoli	awk-WALL-ee
Davion Freeman	DAVE-ee-on (Long A, like the name Dave)	Adam Pilapil	PILL-uh-PILL
Youhanna Ghaifan	yo-HAWN-uh, guh-FAWN	Chavez Pownell Jr.	pow-NELL (Just like it looks)
Milo Hall	MY-lo	Robert Priester	PREE-stur
Tim Kamana	KOM-uh-nah	Cooper Rothe	ROTH
Nela Lolohea	NELL-uh, lo-lo-HAY-uh	Chase Roullier	ROO-lee-ay
Anthony Makransky	muh-KRAN-skee	Kurtis Stirneman	STIR-nuh-mun
Sidney Malauulu	mall-uh-OO-loo	Nick Szpor	SPORE (Rhymes with More, silent Z)
Cassh Maluia	CASH, mall-uh-EE-oo	Brendan Turelli	tur-ELL-ee
Sam Maughan	(Rhymes with Dawn)	Drew Van Maanen	van MAWN-un (Rhymes with Dawn)
Tyree Mayfield	TIE-ree	Lucas Wacha	WALK-uh
Jahmari Moore	juh-MAR-ee	Andrew Wingard	WING-urd



2016 University of Wyoming Cowboy Football
Walk-on Numerical Roster

Walk-ons Who Joined Team at the Start of 2016 Fall Practice or the Start of Fall Semester (28)

No.	Name	Pos.	Ht.	Wt.	Class	Ex.	Hometown (Last School)
9D	Isaac Leppke	QB	6-4	173	Fr.	HS	Dinuba, Calif. (Dinuba)
12D	Dontae Crow	WR	5-9	170	Fr.	HS	Sheridan, Wyo. (Sheridan)
16D	Riley Sessions	S	5-11	193	Fr.	HS	Sheridan, Wyo. (Sheridan)
17D	DeAndre Watson	CB	5-11	187	RFr.	TR	Los Angeles, Calif. (University of Washington)
18	Nick Szpor	QB	6-3	202	Fr.	HS	Fresno, Calif. (Central)
19D	Ayden Eberhardt	WR	6-2	175	Fr.	HS	Loveland, Colo. (Loveland)
22D	Sidney Washington Jr.	CB	5-9	164	Fr.	HS	Fresno, Calif. (Bullard)
24D	Jerard Swan	WR	6-0	186	Fr.	HS	Milwaukee, Wis. (Marquette)
26	Nick Wilson	WR	5-11	168	Fr.	HS	Parker, Colo. (Ponderosa)
26D	James Cortese	S	6-1	180	Fr.	HS	Boulder, Colo. (Fairview)
29D	Garrett Crall	DE	6-5	221	Fr.	HS	Hicksville, Ohio (Hicksville)
32D	Paul Lomanto	RB	6-1	200	Fr.	HS	San Martin, Calif. (Live Oak)
34	Jaret Falkowski	DE	6-3	243	Fr.	HS	Sunnyvale, Calif. (Kings Academy)
34D	Jeff Burroughs	FB	6-1	230	Fr.	HS	Yoder, Wyo. (Southeast)
35D	Skyler Miller	LB	5-11	190	Fr.	HS	Torrington, Wyo. (Torrington)
37	Josh Calvert	LB	6-0	218	Fr.	HS	Wheatland, Wyo. (Wheatland)
38	Dylan Allbrandt	LB	6-4	195	Fr.	HS	Canon City, Colo. (Canon City)
40D	Dillon Foster	LB	5-10	190	Fr.	HS	Fort Collins, Colo. (Poudre)
57D	Gavin Cline	LS	5-11	205	Fr.	HS	Stockton, Calif. (St. Mary's)
60D	Kendall Dickson	DE	6-4	229	Fr.	HS	Carleton, Neb. (Bruning-Davenport)
66	Latham Johnson	OL	6-5	243	Fr.	HS	Durango, Colo. (Durango)
68	Chris Steffey	OL	6-5	293	Fr.	HS	Redmond, Ore. (Ridgeview)
70	Seth Cottengim	LS	6-0	210	Fr.	HS	Fairport, N.Y. (Fairport)
78	Shane Henderson	DT	6-0	317	Fr.	HS	Omaha, Neb. (Elkhorn South)
84	Jack Haen	DL	6-3	235	Fr.	HS	Arvada, Colo. (Mullen)
86D	Logan Paulson	TE	6-4	220	Fr.	HS	Broomfield, Colo. (Legacy)
94D	Taylor Rouse	DE	6-2	195	Fr.	HS	Kaycee, Wyo. (Kaycee)



Wyoming Postseason Record

All-Time Bowl Record: 6-7-0 (.462)

All-Time Postseason Record: 6-8-0 (.429)

Game and Date	Result
Gator Bowl (Win) Jan. 1, 1951 Wyoming's Final 1950 Record: Head Coach: Bowden Wyatt	Wyoming 20 Washington & Lee 7 10-0-0
Sun Bowl (Win) Jan. 2, 1956 Wyoming's Final 1955 Record: Head Coach: Phil Dickens	Wyoming 21 Texas Tech 14 8-3-0
Sun Bowl (Win) Dec. 31, 1958 Wyoming's Final 1958 Record: Head Coach: Bob Devaney	Wyoming 14 Hardin Simmons 6 8-3-0
Sun Bowl (Win) Dec. 24, 1966 Wyoming's Final 1966 Record: Head Coach: Lloyd Eaton	Wyoming 28 Florida State 20 10-1-0
Sugar Bowl (Loss) Jan. 1, 1968 Wyoming's Final 1967 Record: Head Coach: Lloyd Eaton	LSU 20 Wyoming 13 10-1-0
Fiesta Bowl (Loss) Dec. 25, 1976 Wyoming's Final 1976 Record: Head Coach: Fred Akers	Oklahoma 41 Wyoming 7 8-4-0
Holiday Bowl (Loss) Dec. 30, 1987 Wyoming's Final 1987 Record: Head Coach: Paul Roach	Iowa 20 Wyoming 19 10-3-0
Holiday Bowl (Loss) Dec. 30, 1988 Wyoming's Final 1988 Record: Head Coach: Paul Roach	Oklahoma State 62 Wyoming 14 11-2-0
Copper Bowl (Loss) Dec. 31, 1990 Wyoming's Final 1990 Record: Head Coach: Paul Roach	California 17 Wyoming 15 9-4-0
Copper Bowl (Loss) Dec. 28, 1993 Wyoming's Final 1993 Record: Head Coach: Joe Tiller	Kansas State 52 Wyoming 17 8-4-0
WAC Championship (Loss) Dec. 7, 1996 Wyoming's Final 1996 Record: Head Coach: Joe Tiller	BYU 28 Wyoming 25 (OT) 10-2
Las Vegas Bowl (Win) Dec. 23, 2004 Wyoming's Final 2004 Record: Head Coach: Joe Glenn	Wyoming 24 UCLA 21 7-5
New Mexico Bowl (Win) Dec. 19, 2009 Wyoming's Final 2009 Record: Head Coach: Dave Christensen	Wyoming 35 Fresno St. 28 (2OT) 7-6
Gildan New Mexico Bowl (Loss) Dec. 17, 2011 Wyoming's Final 2011 Record: Head Coach: Dave Christensen	Wyoming 15 Temple 37 8-5

2016 Mountain West Bowl Synopsis

The following bowl information has been compiled by the Mountain West Conference entering the 2016 season.

(The schedule at the bottom of this page reflects the bowl games Mountain West teams will play in during the 2016 bowl season. The Mountain West also has a relationship with the Motel 6 Cactus Bowl that is explained below.)

The number of postseason appearances for the Mountain West will be driven by on-the-field performance, starting with the opportunity to play in the national semifinals or another New Year's Day bowl game as part of the College Football Playoff arrangement.

The highest-rated champion from among the five non-contracted conferences (American, C-USA, MAC, MW, Sun Belt, or chosen by the playoff selection committee) is guaranteed a slot in the system.

In the 17 seasons since the league's inception, the Mountain West's champion or a current MW member has secured that position 12 times, placing teams in the Fiesta (3), Rose and Sugar (2) Bowls during that period.

The MW also has agreements with six (6) different bowl games that in any given year will generate as many as six (6) postseason opportunities for its member institutions. These include primary positions in some or all years with the Nova Home Loans Arizona Bowl, Lockheed Martin Armed Forces Bowl, Famous Idaho Potato Bowl, Gildan New Mexico Bowl, Las Vegas Bowl, San Diego County Credit Union Poinsettia Bowl and Hawai'i Bowl - and a secondary position with the Motel 6 Cactus Bowl.

The Mountain West will collaborate with the bowl partners to place all eligible teams with consideration given to matchup, geography and historical considerations (e.g., last time a team participated in any bowl or a particular bowl). NOTE: The MW is the primary backup for the Motel 6 Cactus Bowl if the Big 12 or Pac-12 does not fill.

ABOUT THE COLLEGE FOOTBALL PLAYOFF

In its third season, the College Football Playoff format remains unchanged: top four teams, two semifinals played in bowl games, and the national championship game played in a different city every year. Each semifinal will be played during the New Year's holiday with the national championship game in prime time on a Monday night at least a week later.

THE SELECTION COMMITTEE

A selection committee will choose the four teams for the playoff based on their performances during the regular season, including strength of schedule, head-to-head results, championships won, and other factors. The teams will be seeded so that #1 will play #4 in one semifinal and #2 will meet #3 in the other, with the winners advancing to the national championship game.

2016 Mountain West Conference Bowl Schedule

Bowl	Date/Time (M.T.)	Location	Opponent	Television
Las Vegas Bowl	Sat., Dec. 17 1:30 p.m.	Sam Boyd Stadium Las Vegas, Nev.	PAC-12	ABC
Gildan New Mexico Bowl	Sat., Dec. 17 Noon	University Stadium Albuquerque, N.M.	Conference USA	ESPN
San Diego County Credit Union Poinsettia Bowl	Wed., Dec. 21 7:00 p.m.	Qualcomm Stadium San Diego, Calif.	BYU	ESPN
Famous Idaho Potato Bowl	Thu., Dec. 22 5:00 p.m.	Albertsons Stadium Boise, Idaho	MAC	ESPN
Hawai'i Bowl	Sat., Dec. 24 6:00 p.m.	Aloha Stadium Honolulu, Hawai'i	Conference USA	ESPN
NOVA Home Loans Arizona Bowl	Fri., Dec. 30 3:30 p.m.	Arizona Stadium Tucson, Aria.	Sun Belt	Campus Insiders





GAME #1



Wyoming 40, NIU 34 3 OT

Sept. 3, 2016

War Memorial Stadium - Laramie, Wyo.

The 2016 season opener for the Wyoming Cowboys resulted in one of the most memorable victories in the history of Cowboy Football. In triple overtime, the Pokes captured a 40-34 triple overtime home win over Northern Illinois to kick off the 120th season of Wyoming Football. The game was the longest in school history at 4 hours and 14 minutes.

In the third overtime the Cowboy defense held the Huskies on their final series of the contest. During the Cowboys' final possession on a third and four from the seven-yard line, UW sophomore quarterback Josh Allen scrambled out of the pocket and after avoiding several defenders dived into the end zone for the winning touchdown giving the Pokes' a 40-34 victory. Allen ended the night with 315 yards of total offense, with two touchdown passes and his game-winning rushing TD.

In addition to Allen's outstanding performance, junior running back Brian Hill rushed for 125 yards on 33 carries and scored two touchdowns, including a five-yard TD run in the second overtime. Senior wide receivers Tanner Gentry and Jake Maulhardt each had 100-yard receiving games. Gentry caught eight passes for 104 yards and one TD. Maulhardt had five receptions for 106 yards.

Defensively, sophomore free safety Andrew Wingard led the way with 12 tackles. Sophomore linebacker Logan Wilson and senior linebacker D.J. May each finished with nine tackles.



GAME #2



Nebraska 52, Wyoming 17

Sept. 10, 2016

Memorial Stadium - Lincoln, Neb.

After not committing a turnover in the season opener, the Cowboys recorded six total turnovers in a 52-17 loss at Big Ten foe Nebraska on Saturday afternoon in Memorial Stadium in Lincoln, Neb. The Pokes fall to 1-1 on the season, as the Huskers improve to 2-0.

The Husker offense recorded 550 yards of total offense on the day with 412 passing yards. The Cowboy offense produced 320 yards of total offense with 189 yards through the air.

Senior wide receiver Tanner Gentry paced the Cowboy offense recording seven catches for 124 yards with one touchdown. He has five career 100-yard games and has 100 yards receiving in back-to-back contests. Sophomore Andrew Wingard finished with a game-high 13 tackles and one forced fumble. He has at least 10 tackles in six of his last seven games.

Allen was 16-of-32 passing for 189 yards with a touchdown and five interceptions. Hill rushed for 49 yards on 17 carries. He remains fifth in career rushing at Wyoming and is five yards short of passing Marques Brigham for fourth in school history.

Senior D.J. May recorded a career-high two tackles for loss for 10 yards against the Huskers. Sophomore Carl Granderson tied a career-high in tackles with six. Granderson added a sack and has a sack in back-to-back games for the first time in his career.



	1	2	3	4	OT	Total
Northern Illinois	7	6	7	7	7	34
Wyoming	3	10	14	0	13	40

Scoring summary	
1st	08:03 NIU GOLLADAY, Kenny 39 yd pass from HARE, Drew (HAGAN, Christia kick)
	00:43 WY ROTHE, Cooper 35 yd field goal
2nd	14:19 NIU GOLLADAY, Kenny 34 yd run (HAGAN, Christia kick failed)
	11:42 WY HILL, Brian 2 yd run (ROTHE, Cooper kick)
	04:32 WY ROTHE, Cooper 39 yd field goal
3rd	09:50 WY GENTRY, Tanner 17 yd pass from ALLEN, Josh (ROTHE, Cooper kick)
	07:03 NIU GOLLADAY, Kenny 27 yd pass from HARE, Drew (HAGAN, Christia kick)
	01:39 WY HOLLISTER, J. 2 yd pass from ALLEN, Josh (ROTHE, Cooper kick)
4th	01:13 NIU WIMANN, Shane 19 yd pass from HARE, Drew (HAGAN, Christia kick)
OT	15:00 WY HILL, Brian 5 yd run (ROTHE, Cooper kick)
	15:00 NIU HARE, Drew 1 yd run (HAGAN, Christia kick)
	15:00 WY ALLEN, Josh 7 yd run

	NIU	WY
FIRST DOWNS	19	28
RUSHES-YARDS (NET)	37-133	56-243
PASSING YDS (NET)	329	245
Passes Att-Comp-Int	39-24-0	29-19-0
TOTAL OFFENSE PLAYS-YARDS	76-462	85-488
Fumble Returns-Yards	0-0	0-0
Punt Returns-Yards	3-23	5--1
Kickoff Returns-Yards	3-70	3-95
Interception Returns-Yards	0-0	0-0
Punts (Number-Avg)	6-42.0	6-39.2
Fumbles-Lost	1-1	1-0
Penalties-Yards	12-106	10-100
Possession Time	24:21	35:39
Third-Down Conversions	5 of 18	7 of 18
Fourth-Down Conversions	1 of 3	1 of 1
Red-Zone Scores-Chances	3-3	5-6
Sacks By: Number-Yards	0-0	1-10

RUSHING:	NIU - GOLLADAY, Kenny 6-82; HUFF, Jordan 9-42 Wyoming - HILL, Brian 33-125; ALLEN, Josh 10-70; CONWAY, Austin 1-22
PASSING:	NIU - HARE, Drew 24-39-0-329 Wyoming - ALLEN, Josh 19-29-0-245
RECEIVING:	NIU - GOLLADAY, Kenny 10-144; BOUAGNON, Joel 6-43; BLAKE, Christia 4-82 Wyoming - GENTRY, Tanner 8-104; MAULHARDT, J. 5-106
INTERCEPTIONS:	NIU - None Wyoming - None.
FUMBLES:	NIU - HARE, Drew 1-1 Wyoming - ALLEN, Josh 1-0.
SACKS (UA-A):	NIU - None Wyoming - GRANDERSON, C. 1-0
TACKLES (UA-A):	NIU - Will Ratelle 4-3; Cole Reyes 4-1; Deion Harris 3-1 Wyoming - WINGARD, Andrew 7-5; WILSON, Logan 7-2; MAY, D.J. 7-2

	1	2	3	4	Total
Wyoming	0	7	10	0	17
Nebraska	7	10	7	28	52

Scoring summary	
1st	06:12 NEB Armstrong Jr. 7 yd run (Brown, Drew kick)
2nd	09:03 NEB Brown, Drew 29 yd field goal
	05:57 NEB Moore, Alonzo 63 yd pass from Armstrong Jr. (Brown, Drew kick)
	00:08 WY GENTRY, Tanner 35 yd pass from ALLEN, Josh (ROTHE, Cooper kick)
3rd	11:08 WY ROTHE, Cooper 27 yd field goal
	04:48 NEB Williams, K. 23 yd interception return (Brown, Drew kick)
	01:35 WY HILL, Brian 1 yd run (ROTHE, Cooper kick)
4th	13:11 NEB Westerkamp, J. 34 yd pass from Armstrong Jr.
	12:59 NEB Ozigbo, Devine 1 yd run (Brown, Drew kick)
	07:28 NEB Westerkamp, J. 9 yd pass from Armstrong Jr. (Brown, Drew kick)
	05:15 NEB Rahn, Gabe 35 yd pass from Fyfe, Ryker (Brown, Drew kick)

	WY	NEB
FIRST DOWNS	16	25
RUSHES-YARDS (NET)	31-131	43-138
PASSING YDS (NET)	189	412
Passes Att-Comp-Int	32-16-5	35-21-1
TOTAL OFFENSE PLAYS-YARDS	63-320	78-550
Fumble Returns-Yards	0-0	1-9
Punt Returns-Yards	1-25	0-0
Kickoff Returns-Yards	2-40	3-86
Interception Returns-Yards	1-13	5-62
Punts (Number-Avg)	3-43.3	3-31.3
Fumbles-Lost	2-1	4-0
Penalties-Yards	5-42	7-93
Possession Time	26:53	33:07
Third-Down Conversions	2 of 10	8 of 14
Fourth-Down Conversions	1 of 2	0 of 2
Red-Zone Scores-Chances	2-2	4-6
Sacks By: Number-Yards	2-19	1-7

RUSHING:	NEB - Ozigbo, Devine 15-44; Bryant, Tre 7-34 Wyoming - CONWAY, Austin 3-70; HILL, Brian 17-49
PASSING:	NEB - Armstrong Jr. 20-34-1-377; Fyfe, Ryker 1-1-0-35 Wyoming - ALLEN, Josh 16-32-5-189
RECEIVING:	NEB - Westerkamp, J. 4-105; Newby, Terrell 4-27; Moore, Alonzo 3-109 Wyoming - GENTRY, Tanner 7-124; MAULHARDT, J. 4-22
INTERCEPTIONS:	NEB - Gerry, Nathan 2-8; Jones, Chris 1-27; Williams, K. 1-23; Williams, Aaron 1-4 Wyoming - WINGARD, Andrew 1-13
FUMBLES:	NEB - Armstrong Jr. 3-0; Bryant, Tre 1-0 Wyoming - ALLEN, Josh 2-1
SACKS (UA-A):	NEB - Dzuris, Ross 0-1; Rose-Ivey, M. 0-1 Wyoming - GRANDERSON, C. 1-0; MAY, D.J. 1-0
TACKLES (UA-A):	NEB - Gerry, Nathan 4-3; Banderas, Josh 2-5; Williams, K. 4-1 Wyoming - WINGARD, Andrew 6-7; EPPS, Marcus 7-4; MAY, D.J. 3-5





GAME #3



Wyoming 45, UC Davis 22

Sept. 17, 2016

War Memorial Stadium - Laramie, Wyo.

A fast start by the Wyoming Cowboys gave UW a 14-0 lead with only six minutes gone in the first quarter on way to a 45-22 home win over UC Davis as the Cowboys captured their third consecutive home victory. The Cowboy offensive attack featured a physical running game, accounting for 274 yards, while the UW defense held the Aggies to only 74 rushing yards and only 255 yards of total offense.

The 45 points scored by the Cowboys tied for the most in the Craig Bohl era. UC Davis' 22 points were the fewest by a Cowboy opponent since Nevada scored 21 in a 28-21 Cowboy victory last season. Wyoming led UC Davis 35-9 at halftime. That was the most points the Pokes had scored in a half since scoring 35 in the first half of a 59-56, double-overtime victory over Hawai'i in 2013.

Junior Brian Hill would end the day with 207 yards rushing and two TD runs. It was the sixth 200-yard rushing game of his career, and his 13th 100-yard game. Hill began the day fifth on Wyoming's career rushing list and ended the day third. He now has 2,808 career rushing yards. Hill passed former Cowboys Marques Brigham (2,605 yards from 1995-98) and Wynel Seldon (2,672 yards from 2005-08).

The Cowboy defense was led by cornerback Antonio Hull, who had eight tackles and 1.0 tackle for a loss. He was joined by strong safety Marcus Epps, who had seven tackles and forced a fumble.



GAME #4



Eastern Michigan 24, Wyoming 20

Sept. 23, 2016

Rynearson Stadium - Ypsilanti, Mich.

A late touchdown drive and interception by Eastern Michigan lifted the Eagles past the University of Wyoming, 27-24 on Friday in Rynearson Stadium in Ypsilanti, Mich. The Pokes fall to 2-2 with the Eagles moving to 3-1 on the season.

The Cowboys recorded four interceptions on the day including two for touchdowns. It was the most interceptions since recording four against Ole Miss in Laramie in 2004. It was also the first time UW had returned two interceptions for touchdowns since 2013 against Northern Colorado.

Sophomore Marcus Epps recorded two interceptions for the Cowboys including one for a touchdown. Redshirt freshman Logan Wilson also returned an interception for a touchdown. Sophomore Antonio Hull added his first career interception as a Cowboy.

Redshirt sophomore Josh Allen was 19-of-29 passing for 234 yards. Junior running back Brian Hill rushed for 82 yards on 22 carries. He now needs 74 yards to become Wyoming's all-time leader in rushing. Senior wide receiver Tanner Gentry had a career-high 12 receptions for 127 yards. It was his sixth game with over 100 yards in his career and third this season.

Senior Lucas Wacha and sophomore Andrew Wingard led UW with 11 tackles. Redshirt freshman Youhana Ghaifan recorded a career-high seven tackles. Sophomore Conner Cain recorded his first career sack in the contest.



	1	2	3	4	Total
UC Davis	3	6	6	7	22
Wyoming	14	21	10	0	45

Scoring summary

1st 10:11 WY GENTRY, Tanner 16 yd pass from ALLEN, Josh (ROTHE, Cooper kick)
09:01 WY HILL, Brian 3 yd run (ROTHE, Cooper kick)
00:24 UCD Matt Blair 41 yd field goal, 13-57 6:39

2nd 14:15 UCD K. Culbertson 21 yd fumble recovery (Matt Blair kick failed)
12:24 WY HILL, Brian 59 yd run (ROTHE, Cooper kick)
06:56 WY MAULHARDT, J. 39 yd pass from ALLEN, Josh (ROTHE, Cooper kick)
00:25 WY JOHNSON, C.J. 37 yd pass from ALLEN, Josh (ROTHE, Cooper kick)

3rd 11:14 UCD Keelan Doss 25 yd pass from Ben Scott (Matt Blair kick failed)
04:52 WY ALLEN, Josh 3 yd run (ROTHE, Cooper kick)
00:27 WY ROTHE, Cooper 21 yd field goal

4th 04:12 UCD Luke Williams 3 yd pass from Brock Dale (Matt Blair kick)

	UCD	WY
FIRST DOWNS	14	22
RUSHES-YARDS (NET)	26-74	48-274
PASSING YDS (NET)	189	198
Passes Att-Comp-Int	33-19-1	15-11-0
TOTAL OFFENSE PLAYS-YARDS	59-263	63-472
Fumble Returns-Yards	1-21	0-0
Punt Returns-Yards	1-20	1-18
Kickoff Returns-Yards	5-138	2-47
Interception Returns-Yards	0-0	1-32
Punts (Number-Avg)	4-39.8	4-33.5
Fumbles-Lost	3-1	2-1
Penalties-Yards	3-12	5-41
Possession Time	27:39	32:21
Third-Down Conversions	6 of 15	6 of 12
Fourth-Down Conversions	1 of 1	0 of 0
Red-Zone Scores-Chances	1-1	4-4
Sacks By: Number-Yards	0-0	2-13

RUSHING: UCD - Joshua Kelley 7-46; Manusamoa Luuga 13-26
Wyoming - HILL, Brian 25-207; WICK, Shaun 7-38

PASSING: UCD - Ben Scott 18-31-1-186; Brock Dale 1-2-0-3
Wyoming - ALLEN, Josh 11-15-0-198

RECEIVING: UCD - Keelan Doss 7-104; Corey Collins 2-22
Wyoming - JOHNSON, C.J. 3-67; MAULHARDT, J. 2-49; GENTRY, Tanner 2-33

INTERCEPTIONS: UCD - None.
Wyoming - GAFFORD, Rico 1-32

FUMBLES: UCD - Keelan Doss 1-0; TEAM 1-0; Ben Scott 1-1
Wyoming - WICK, Shaun 1-0; ALLEN, Josh 1-1

SACKS (UA-A): UCD - None
Wyoming - LOLOHEA, Nela 1-0; GRANDERSON, C.1-0

TACKLES (UA-A): UCD - Zak Pettit 3-6; K. Culbertson 5-3; Brady Stibi 2-5
Wyoming - HULL, Antonio 6-2; EPPS, Marcus 3-4; WINGARD, Andrew 5-1; WILSON, Logan 4-1; GRANDERSON, C. 2-2; KAMANA, Tim 2-2

	1	2	3	4	Total
Wyoming	10	7	0	7	24
Eastern Michigan	3	14	3	7	27

Scoring summary

1st 07:24 WY EPPS, Marcus 66 yd interception return (ROTHE, Cooper kick)
05:40 EMU FRICANO, Paul 46 yd field goal
00:12 WY ROTHE, Cooper 37 yd field goal

2nd 09:05 WY HILL, Brian 5 yd run (ROTHE, Cooper kick)
07:49 EMU TURNER, Breck 50 yd run (FRICANO, Paul kick)
00:18 EMU NIUPALAU, J. 7 yd pass from PORTER, Todd (FRICANO, Paul kick)

3rd 08:46 EMU FRICANO, Paul 29 yd field goal

4th 12:45 WY WILSON, Logan 27 yd interception return (ROTHE, Cooper kick)
01:35 EMU ERIKSEN, Ian 15 yd run (FRICANO, Paul kick)

	WY	EMU
FIRST DOWNS	19	24
RUSHES-YARDS (NET)	38-79	47-239
PASSING YDS (NET)	234	261
Passes Att-Comp-Int	29-19-1	34-17-4
TOTAL OFFENSE PLAYS-YARDS	67-313	81-500
Fumble Returns-Yards	0-0	0-0
Punt Returns-Yards	1-2	0-0
Kickoff Returns-Yards	3-31	4-73
Interception Returns-Yards	4-119	1-2
Punts (Number-Avg)	6-37.3	5-47.2
Fumbles-Lost	4-2	0-0
Penalties-Yards	3-35	5-55
Possession Time	28:04	31:56
Third-Down Conversions	3 of 13	6 of 16
Fourth-Down Conversions	1 of 1	0 of 1
Red-Zone Scores-Chances	2-3	3-3
Sacks By: Number-Yards	2-18	3-17

RUSHING: EMU - ERIKSEN, Ian 17-120; PORTER, Todd 11-61
Wyoming - HILL, Brian 22-82; ALLEN, Josh 8-2

PASSING: EMU - PORTER, Todd 14-28-4-214; ROBACK, Brogan 3-6-0-47
Wyoming - ALLEN, Josh 19-29-1-234

RECEIVING: EMU - BAILEY, Sergio 5-66; KILBY, Nigel 4-84; NIUPALAU, J. 3-34
Wyoming - GENTRY, Tanner 12-127; MAULHARDT, J. 4-83; JOHNSON, C.J. 1-16

INTERCEPTIONS: EMU - CALHOUN, Vince 1-minus 2
Wyoming - EPPS, Marcus 2-67; WILSON, Logan 1-27; HULL, Antonio 1-25

FUMBLES: EMU - None
Wyoming - GENTRY, Tanner 2-2; HARSHMAN, Josh 1-0

SACKS (UA-A): EMU - MACLEAN, Luke 0-1; CROSBY, Maxx 0-1; O'CONNOR, Pat 0-1; HARRIS, J. 1-0; HENDRICKS, C. 0-1
Wyoming - CAIN, Conner 1-0; PROSSER, Kevin 1-0

TACKLES (UA-A): EMU - RACHWAL, Kyle 1-10; WILLIAMS, D. 3-6; CALHOUN, Vince 5-3
Wyoming - WACHA, Lucas 5-6; WINGARD, Andrew 3-8; EPPS, Marcus 5-3; MAY, D.J. 2-6 GHAIFAN, Y. 1-6; HULL, Antonio 4-2





GAME #5



Wyoming 38, Colorado State 17

Oct. 1, 2016

Hughes Stadium - Fort Collins, Colo.

A balanced effort by the Cowboy offense, defense and special teams lifted Wyoming (3-2, 1-0 MW) past Colorado State (2-3, 0-1 MW) 38-17 on Saturday evening in Hughes Stadium in Fort Collins, Colo. Junior running back Brian Hill became UW's all-time rushing leader and became the first UW back to reach 3,000 career rushing yards.

The Cowboys also earned the "Bronze Boot" in the process for the first time since 2012. The "Bronze Boot" game record swings in the Pokes' favor at 25-24 after Saturday's win.

Hill finished the game with 166 yards with one touchdown on 19 carries. He was the first 100 yard rusher against the Rams this season. He passed Devin Moore's career rushing mark on a 39-yard run in the second quarter. He now has 3,056 rushing yards in his career. Not to be out done senior punter Ethan Wood was effective as well.

The Pokes rushed for 284 yards on the night and went 4-of-4 in the red zone. The Cowboy defense played a big role helping UW score 14 points off of turnovers. The Cowboy defense added a defensive touchdown for back-to-back games with a defensive score. Wyoming has now forced 10 turnovers during the 2016 season (7 interceptions and 3 fumbles). Wyoming forced 10 total turnovers in 2015 (5 interceptions and 5 fumbles).

Allen finished the game with 165 passing yards with one touchdown. He also rushed for 55 yards and a touchdown. Gentry has caught a pass in 24-straight games. With 15 carries for 54 yards, Wick moved into sixth place on UW's all-time rushing yards list.



	1	2	3	4	Total
Wyoming	3	21	14	0	38
Colorado State	7	10	0	0	17

Scoring summary

1st 09:30 WY ROTHE, Cooper 35 yd field goal
01:34 CSU PERALTA, Nolan 9 yd pass from HILL, Collin (BRYAN, Wyatt kick)

2nd 12:56 CSU CLARK, Detrich 35 yd run (BRYAN, Wyatt kick)
09:28 WY WICK, Shaun 5 yd run (ROTHE, Cooper kick)
09:06 WY GENTRY, Tanner 30 yd pass from ALLEN, Josh (ROTHE, Cooper kick)
01:04 WY APPLEBY, Chase 55 yd interception return (ROTHE, Cooper kick)
00:00 CSU BRYAN, Wyatt 36 yd field goal

3rd 03:17 WY HILL, Brian 1 yd run (ROTHE, Cooper kick)
00:07 WY ALLEN, Josh 18 yd run (ROTHE, Cooper kick)

	WY	CSU
FIRST DOWNS	19	20
RUSHES-YARDS (NET)	49-269	33-111
PASSING YDS (NET)	165	370
Passes Att-Comp-Int	18-7-0	42-23-1
TOTAL OFFENSE PLAYS-YARDS	67-434	75-481
Fumble Returns-Yards	0-0	0-0
Punt Returns-Yards	2-35	1--1
Kickoff Returns-Yards	2-40	3-63
Interception Returns-Yards	1-55	0-0
Punts (Number-Avg)	6-44.5	7-44.0
Fumbles-Lost	0-0	2-1
Penalties-Yards	4-30	6-37
Possession Time	32:29	27:31
Third-Down Conversions	5 of 14	7 of 17
Fourth-Down Conversions	1 of 2	0 of 1
Red-Zone Scores-Chances	4-4	2-3
Sacks By: Number-Yards	3-37	3-24

RUSHING: CSU - MATTHEWS, Izzy 5-38; DAWKINS, Dalyn 13-35
Wyoming - HILL, Brian 19-166; ALLEN, Josh 10-55; WICK, Shaun 15-54

PASSING: CSU - HILL, Collin 23-41-1-370; BAUTA, Faton 0-1-0-0
Wyoming - ALLEN, Josh 7-18-0-165

RECEIVING: CSU - NWOSU, Danny 6-68; GALLUP, Michael 4-75; RUIZ, Robert 4-49
Wyoming - GENTRY, Tanner 3-91; HOLLISTER, J. 2-29; PRICE, James 1-23

INTERCEPTIONS: CSU - None
Wyoming - APPLEBY, Chase 1-55

FUMBLES: CSU - DAWKINS, Dalyn 1-0; KINSEY, Marvin 1-1
Wyoming - None

SACKS (UA-A): CSU - COLORITO, Evan 0-1; WATSON, Josh 0-1; THOMAS, Tre 1-0;
THOMPSON, Darne 1-0
Wyoming - WINGARD, Andrew 1-0; GRANDERSON, C. 1-0; FIELDS, Dalton 1-0

TACKLES (UA-A): CSU - WATSON, Josh 4-8; DAVIS, Kevin 3-7; SCHLAGER, Jake 5-3
Wyoming - WINGARD, Andrew 10-7; EPPS, Marcus 7-2; HULL, Antonio 3-5; WACHA, Lucas 5-2; WILSON, Logan 1-5



GAME #6



Wyoming 35, Air Force 26

Oct. 8, 2016

War Memorial Stadium - Laramie, Wyo.

An aggressive Wyoming defense that forced four Air Force turnovers and a balanced Cowboy offense that generated 189 yards rushing and 173 passing led the Wyoming Cowboys to a 35-26 home win over the Falcons.

For Air Force, it was the Falcons' first loss of the season, dropping them to 4-1 and 1-1 in the Mountain West. The Falcons came into the game allowing opponents only 53 rushing yards per game, but the Cowboys were able to generate 189 rushing yards, including 92 by junior running back Brian Hill and 74 by sophomore quarterback Josh Allen.

Forcing turnovers were key for the Cowboys for the second straight week. The Pokes intercepted the Falcons three times and senior linebacker D.J. May returned an Air Force fumble for 15 yards and a touchdown.

May's TD marked the third consecutive game that the Wyoming defense scored at least one touchdown. Sophomore strong safety Marcus Epps picked off an Air Force pass in the first quarter. Sophomore cornerback Antonio Hull intercepted two passes -- one late in the third quarter and a second interception on Air Force's final possession with 1:43 remaining in the game to seal the victory for the Pokes.

The Cowboys built a 28-6 lead late in the third quarter, but Air Force fought its way back into the game with three consecutive touchdowns to pull with two points at 28-26 with 3:31 remaining in the game.



	1	2	3	4	Total
Air Force	0	6	7	13	26
Wyoming	7	7	14	7	35

Scoring summary

1st 10:40 WY GENTRY, Tanner 17 yd pass from ALLEN, Josh (ROTHE, Cooper kick)
10:48 AF STREBEL, Luke 47 yd field goal
04:51 WY MAULHARDT, J. 20 yd pass from ALLEN, Josh (ROTHE, Cooper kick)
00:51 AF STREBEL, Luke 41 yd field goal

3rd 08:55 WY MAY, D.J. 15 yd fumble recovery (ROTHE, Cooper kick)
03:33 WY HOLLISTER, J. 32 yd pass from ALLEN, Josh (ROTHE, Cooper kick)
03:21 AF ROBINETTE, Jale 75 yd pass from ROMINE, Nate (STREBEL, Luke kick)
09:03 AF ROMINE, Nate 1 yd run (STREBEL, Luke kick)
03:31 AF McVEY, TIM 49 yd pass from ROMINE, Nate (OWENS, Jacobi rush failed)
02:01 WY HILL, Brian 1 yd run (ROTHE, Cooper kick)

	AFA	WY
FIRST DOWNS	12	22
RUSHES-YARDS (NET)	39-149	48-189
PASSING YDS (NET)	188	173
Passes Att-Comp-Int	19-6-3	27-15-0
TOTAL OFFENSE PLAYS-YARDS	58-337	75-362
Fumble Returns-Yards	0-0	1-15
Punt Returns-Yards	1-4	4-22
Kickoff Returns-Yards	1-18	3-47
Interception Returns-Yards	0-0	3-20
Punts (Number-Avg)	6-48.0	8-38.4
Fumbles-Lost	2-1	1-1
Penalties-Yards	4-45	5-50
Possession Time	26:00	34:00
Third-Down Conversions	4 of 14	5 of 14
Fourth-Down Conversions	0 of 0	0 of 0
Red-Zone Scores-Chances	1-1	3-3
Sacks By: Number-Yards	3-24	3-26

RUSHING: AFA - JOHNSON, D.J. 7-73; McVEY, TIM 5-39; OWENS, Jacobi 5-17
Wyoming - HILL, Brian 29-92; ALLEN, Josh 13-74; GENTRY, Tanner 1-15

PASSING: AFA - ROMINE, Nate 6-19-3-188
Wyoming - ALLEN, Josh 15-27-0-173

RECEIVING: AFA - ROBINETTE, Jale 3-101; McVEY, TIM 2-77; REFFITT, Ryan 1-10
Wyoming - CONWAY, Austin 4-24; MAULHARDT, J. 3-42; JOHNSON, C.J. 3-27

INTERCEPTIONS: AFA - None.
Wyoming - HULL, Antonio 2-minus 7; EPPS, Marcus 1-27

FUMBLES: AFA - ROMINE, Nate 1-0; OWENS, Jacobi 1-1
Wyoming - ALLEN, Josh 1-1

SACKS (UA-A): AFA - COPPOLA, Santo 1-0; STEELHAMMER, We 1-0; FLOR, Jack 1-0
Wyoming - WACHA, Lucas 1-0; GHAIFAN, Y. 1-0; WILSON, Logan 1-0

TACKLES (UA-A): AFA - STEELHAMMER, We 6-5; ROSS, Grant 1-9; ALEXANDER III 2-6
Wyoming - WACHA, Lucas 3-6; EPPS, Marcus 5-2; MAY, D.J. 4-2;
WINGARD, Andrew 5-0; HULL, Antonio 4-1; APPLEBY, Chase 2-2





GAME #7

Wyoming 42, Nevada 34

Oct. 22, 2016

Mackay Stadium - Reno, Nev.

Junior running back Brian Hill rushed for a career-high 289 leading the Pokes to a 42-34 win over Nevada on Saturday evening in Mackay Stadium in Reno, Nev. With the win the Cowboys move to 5-2 overall and 3-0 in Mountain West. It is the best start in conference play for the Pokes since moving to the conference.

Hill had seven rushes over 15 yards on the night and added a career-high three touchdowns. It was the highest rushing total in the MW this season and the second most in school history. He now owns four of the top-10 single-game rushing outputs in school history.

Redshirt sophomore quarterback Josh Allen threw for 145 yards on 9-of-13 passing. He also rushed for 52 yards with two touchdowns and one receiving touchdown. Senior wide receiver Tanner Gentry had four grabs for 109 yards.

Sophomore free safety Andrew Wingard recorded 11 tackles on the night. He has double-digit tackles in 12 career games. Redshirt freshman Logan Wilson added nine tackles tying a career high. He added a sack and an interception to seal the game for the Pokes. Sophomore Antonio Hull had a career-high 10 tackles for the Wyoming.

Hill was on fire in the opening quarter running for 97 yards. On his first touch of the contest, he sprinted past the Wolf Pack defenders for a 41-yard gain. He would later put the Pokes on the board first on a 56-yard rush to make it 7-0.



GAME #8

Wyoming 30, Boise State 28

Oct. 29, 2016

War Memorial Stadium - Laramie, Wyo.

Wyoming defeated #13 ranked Boise State 30-28 in War Memorial Stadium in a come-from-behind win.

A fourth-quarter touchdown drive led by redshirt sophomore quarterback Josh Allen and a safety forced by senior nose tackle Chase Appleby with 1:25 remaining in the game gave Wyoming its first win over a Top 25 ranked team since 2002 and earned the Cowboys sole possession of first place in the Mountain West Conference's Mountain Division, with a 4-0 conference mark. The Pokes trailed the entire game until that fourth quarter TD and two-point conversion tied the game at 28-28, and the safety gave them their first lead.

On the night, Cowboy quarterback Allen posted a career best 274 yards passing. Hollister recorded a career best 144 yards receiving, and Hill rushed for 146 yards for his fifth 100-yard rushing game of the season.

With 10:50 remaining in the game, Boise State grabbed a 28-20 lead following a five-play, 78-yard TD drive. The Cowboys would take the ball at their own 25-yard line on the ensuing possession and began their drive with two runs of nine and two yards by junior running back Brian Hill. Allen then dropped back and fired a pass to the back of the end zone and Gentry jumped over the Bronco defender pulling in the TD pass to get the Cowboys to within two points at 28-26 with 6:42 remaining. Allen worked some more magic on the two-point conversion. He was flushed out of the pocket to his right and then threw back across the field to the middle of the end zone, hitting Maulhardt to tie the game at 28-28.



	1	2	3	4	Total
Wyoming	7	14	14	7	42
Nevada	0	13	14	7	34

Scoring summary

1st 06:58 WY HILL, Brian 56 yd run (ROTHER, Cooper kick)
 2nd 14:05 NEV PETTIT, Spencer 45 yd field goal
 10:01 WY HILL, Brian 2 yd run (ROTHER, Cooper kick)
 06:47 NEV GANGI, Ty 17 yd run (PETTIT, Spencer kick)
 01:23 WY ALLEN, Josh 1 yd run (ROTHER, Cooper kick)
 00:25 NEV PETTIT, Spencer 44 yd field goal
 3rd 08:44 WY ALLEN, Josh 4 yd pass from CONWAY, Austin (ROTHER, Cooper kick)
 06:27 NEV BUTLER, James 9 yd run (PETTIT, Spencer kick)
 04:15 WY HILL, Brian 20 yd run (ROTHER, Cooper kick)
 01:03 NEV GIPSON, Jarred 27 yd pass from GANGI, Ty (PETTIT, Spencer kick)
 4th 02:52 WY ALLEN, Josh 7 yd run (ROTHER, Cooper kick)
 00:40 NEV BUTLER, James 0 yd fumble recovery (PETTIT, Spencer kick)

	WY	NEV
FIRST DOWNS	27	32
RUSHES-YARDS (NET)	55-391	32-132
PASSING YDS (NET)	149	347
Passes Att-Comp-Int	15-10-0	49-31-1
TOTAL OFFENSE PLAYS-YARDS	70-540	81-479
Fumble Returns-Yards	0-0	0-0
Punt Returns-Yards	1-21	2-7
Kickoff Returns-Yards	2-44	3-85
Interception Returns-Yards	1-0	0-0
Punts (Number-Avg)	3-38.3	3-52.3
Fumbles-Lost	0-0	3-0
Penalties-Yards	6-67	7-75
Possession Time	31:41	28:19
Third-Down Conversions	9 of 13	12 of 18
Fourth-Down Conversions	1 of 1	0 of 0
Red-Zone Scores-Chances	5-5	3-4
Sacks By: Number-Yards	2-12	3-24

RUSHING: NEV - James 14-73; GANGI, Ty 10-35; KINCAIDE, J. 5-20
 Wyoming - HILL, Brian 29-289; ALLEN, Josh 14-52; WICK, Shaun 9-45

PASSING: NEV - GANGI, Ty 27-43-1-300; STEWART, Tyler 4-5-0-47
 Wyoming - ALLEN, Josh 9-13-0-145; CONWAY, Austin 1-1-0-4

RECEIVING: NEV - DEMPS, Wyatt 8-97; HENDERSON, H. 7-89; BUTLER, James 6-43
 Wyoming - GENTRY, Tanner 4-109; CONWAY, Austin 2-19; HILL, Brian 1-13

INTERCEPTIONS: NEV - None
 Wyoming - WILSON, Logan 1-0

FUMBLES: NEV - GANGI, Ty 2-0; BUTLER, James 1-0
 Wyoming - None

SACKS (UA-A): NEV - REED, Malik 2-0; SILVA, Jordan 1-0
 Wyoming - PROSSER, Kevin 1-0; WILSON, Logan 1-0

TACKLES (UA-A): NEV - RUFUS, Asauni 4-7; PAULHUS, Austin 6-4; REED, Malik 6-2
 Wyoming - WINGARD, Andrew 7-4; HULL, Antonio 8-2; WILSON, Logan 7-2; EPPS, Marcus 4-4; WACHA, Lucas 6-1

	1	2	3	4	Total
Boise State	7	14	0	7	28
Wyoming	0	17	0	13	35

Scoring summary

1st 03:12 BSU McNICHOLS, J. 5 yd run (RAUSA, Tyler kick)
 2nd 11:51 BSU McNICHOLS, J. 2 yd run (RAUSA, Tyler kick)
 09:10 WY HOLLISTER, J. 19 yd pass from ALLEN, Josh (ROTHER, Cooper kick)
 06:26 BSU MATTISON, Alex 16 yd run (RAUSA, Tyler kick)
 01:48 WY ROTHER, Cooper 40 yd field goal
 00:52 WY HOLLISTER, J. 28 yd pass from ALLEN, Josh (ROTHER, Cooper kick)
 4th 13:05 WY ROTHER, Cooper 39 yd field goal
 10:50 BSU RYPIEN, Brett 33 yd pass from SPERBECK, T. (RAUSA, Tyler kick)
 06:42 WY GENTRY, Tanner 27 yd pass from ALLEN, Josh (MAULHARDT, J. pass from ALLEN, Josh)
 01:25 WY TEAM safety, BSU 28 - WY 30

	BSU	WY
FIRST DOWNS	24	25
RUSHES-YARDS (NET)	27-159	49-215
PASSING YDS (NET)	328	274
Passes Att-Comp-Int	36-23-1	31-18-1
TOTAL OFFENSE PLAYS-YARDS	63-487	80-489
Fumble Returns-Yards	0-0	0-0
Punt Returns-Yards	2-2	2-1
Kickoff Returns-Yards	4-82	0-0
Interception Returns-Yards	1-0	1-32
Punts (Number-Avg)	5-45.4	5-46.4
Fumbles-Lost	3-1	0-0
Penalties-Yards	4-24	0-0
Possession Time	24:20	35:40
Third-Down Conversions	2 of 8	10 of 18
Fourth-Down Conversions	0 of 0	0 of 1
Red-Zone Scores-Chances	3-3	1-2
Sacks By: Number-Yards	0-0	3-26

RUSHING: BSU - McNICHOLS, J. 18-143; MATTISON, Alex 4-40
 Wyoming - HILL, Brian 28-146; ALLEN, Josh 11-53; WICK, Shaun 5-10

PASSING: BSU - RYPIEN, Brett 22-35-1-295; SPERBECK, T. 1-1-0-33
 Wyoming - ALLEN, Josh 18-31-1-274

RECEIVING: BSU - SPERBECK, T. 8-80; WILSON, Cedrick 4-84; ANDERSON, Chaz 3-50
 Wyoming - HOLLISTER, J. 6-144; GENTRY, Tanner 6-73; HARSHMAN, J. 2-16

INTERCEPTIONS: BSU - JAMES, C. 1-0
 Wyoming - GAFFORD, Rico 1-32

FUMBLES: BSU - McNICHOLS, J. 1-1; RYPIEN, Brett 1-0; WILSON, Cedrick 1-0
 Wyoming - None.

SACKS (UA-A): BSU - None.
 Wyoming - APPLEBY, Chase 1-0; PROSSER, Kevin 1-0; WACHA, Lucas 1-0

TACKLES (UA-A): BSU - WEAVER, Ben 7-9; HARTSFIELD, C. 4-7; MARTARANO, J. 2-8;
 Wyoming - EPPS, Marcus 6-2; WINGARD, Andrew 6-1; PRIESTER, R. 5-2; MAY, D.J. 4-2; WILSON, Logan 3-3; WACHA, Lucas 3-3





GAME #9



Wyoming 52, Utah State 28

Nov. 5, 2016

War Memorial Stadium - Laramie, Wyo.

The Wyoming Cowboys scored on their first two drives of the game and scored 35 points in the first half on way to a 52-28 home win over the Utah State Aggies on Saturday.

Saturday's victory extended the Cowboys' winning streak to five games, and their home winning streak to six straight. The last time Wyoming won five consecutive games was back in 1998, when UW won seven straight. The 1998 season was also the last time Wyoming started a season this well. Through the first nine games of '98, Wyoming was 8-1. Six consecutive home victories has not been accomplished since a stretch from 2006 to 2007.

Wyoming's 52 points Saturday were the most scored during the three years of the Craig Bohl era, and the 24-point margin of victory was the largest of the season for the Pokes.

Cowboy quarterback Josh Allen had another outstanding night, completing 16 of 26 passes (61.5 percent) for 261 yards. He threw four touchdown passes and one interception. Allen also ran for 66 yards and another TD. The four TD passes were a career high. The 327 yards of total offense matched his career high set a week ago in the Cowboys win over Boise State. Allen came into Saturday's game leading the Mountain West in points responsible for, averaging 14.5 points per game passing, running and receiving. He was responsible for 30 points against Utah State, with his four TD passes and one rushing touchdown.



GAME #10



UNLV 69, Wyoming 66 3OT


Nov. 12, 2016

Sam Boyd Stadium - Las Vegas, Nev.

The Wyoming Cowboys fought back from a 13-point deficit in the fourth quarter to tie the game at 52-52 on the last play of regulation, sending their game versus UNLV into overtime on Saturday afternoon in Las Vegas. But after exchanging touchdowns with UNLV in the first two overtimes, the Rebels intercepted the Pokes in the third overtime and a 40-yard field goal by UNLV's Nicolai Bornand resulted in a 69-66 win for the Rebels. It was the Cowboys first loss in Mountain West Conference play this season.

Gentry had a career day receiving for the Cowboys with 184 yards on five catches and three touchdowns. In addition to his 19-yard TD catch on the final play of regulation to force overtime. Gentry made a spectacular reception at the end of the first half, catching a 48-yard pass one-handed with a defender hanging on him to pull the Cowboys to within three points at 24-27.

While the Cowboys generated 485 yards of total offense, they gave up 653 total yards to UNLV, including 401 rushing yards. Forcing opponent turnovers, while limiting its own turnovers had been a strength for Wyoming all season, but turnovers hurt the Pokes on Saturday. UW turned the ball over four times on two lost fumbles and two interceptions. The Cowboys were able to force only one turnover by UNLV.



	1	2	3	4	Total
Utah State	0	7	21	0	28
Wyoming	14	21	7	10	52

	USU	WY
FIRST DOWNS	21	25
RUSHES-YARDS (NET)	24-111	46-267
PASSING YDS (NET)	303	261
Passes Att-Comp-Int	45-24-1	26-16-1
TOTAL OFFENSE PLAYS-YARDS	69-414	72-528
Fumble Returns-Yards	0-0	0-0
Punt Returns-Yards	2-22	1-8
Kickoff Returns-Yards	6-166	2-35
Interception Returns-Yards	1-0	1-56
Punts (Number-Avg)	4-34.2	4-45.5
Fumbles-Lost	3-1	0-0
Penalties-Yards	7-58	7-70
Possession Time	27:59	32:01
Third-Down Conversions	6 of 15	9 of 14
Fourth-Down Conversions	1 of 3	0 of 0
Red-Zone Scores-Chances	4-4	4-5
Sacks By: Number-Yards	2-14	3-24

RUSHING:	USU - LINDSEY, Tony 5-75; HOBBS, Damion 6-24; MAYS Wyoming - HILL, Brian 25-142; ALLEN, Josh 9-66; WICK,Shaun 8-40
PASSING:	USU - MYERS, Kent 17-29-0-235; HOBBS, Damion 7-16-1-68 Wyoming - ALLEN, Josh 16-26-1-261
RECEIVING:	USU - TARVER, R. 8-104; LEWIS, Rayshad 7-56; HOUSTON, Wyatt 5-37 Wyoming - GENTRY, Tanner 4-93; HOLLISTER, J. 4-69; CONWAY, Austin 2-40
INTERCEPTIONS:	USU - GRAY, Daniel 1-0 Wyoming - WILSON, Logan 1-56
FUMBLES:	USU - MYERS, Kent 1-0; TARVER, R. 1-1; LEWIS, Rayshad 1-0 Wyoming - None.
SACKS (UA-A):	USU - ALI'IFUA, Ricky 1-0; ELLISON, M. 1-0 Wyoming - APPLEBY, Chase 1-0; PROSSER, Kevin 1-0; MAY, D.J. 1-0
TACKLES (UA-A):	USU - WILLIAMS, A. 5-8; FERGUSON, Gaje 6-4; CHRISTIANSEN, C4-4 Wyoming - GAFFORD, Rico 8-0; WACHA, Lucas 5-3; WILSON, Logan 5-2; WINGARD, Andrew 3-3; EPPS, Marcus 3-2

	1	2	3	4	OT	Total
Wyoming	3	21	7	21	14	66
UNLV	10	20	7	15	17	69

	WY	UNLV
FIRST DOWNS	20	31
RUSHES-YARDS (NET)	32-151	64-401
PASSING YDS (NET)	334	252
Passes Att-Comp-Int	34-14-2	33-20-0
TOTAL OFFENSE PLAYS-YARDS	66-485	97-653
Fumble Returns-Yards	0-0	0-0
Punt Returns-Yards	3-63	1-6
Kickoff Returns-Yards	7-211	8-135
Interception Returns-Yards	0-0	2-0
Punts (Number-Avg)	6-46.7	7-45.7
Fumbles-Lost	3-2	1-1
Penalties-Yards	2-12	4-35
Possession Time	21:41	38:19
Third-Down Conversions	6 of 14	8 of 19
Fourth-Down Conversions	0 of 0	1 of 1
Red-Zone Scores-Chances	5-5	8-8
Sacks By: Number-Yards	2-16	2-9

RUSHING:	UNLV - PALANDECH, Kurt 16-157; CAMPBELL, X. 19-83; GREENE, David 14-70 Wyoming - HILL, Brian 23-119; ALLEN, Josh 8-32; CONWAY, Austin 1-0
PASSING:	UNLV - PALANDECH, Kurt 20-32-0-252 Wyoming - ALLEN, Josh 14-31-2-334
RECEIVING:	UNLV - BOYD, Devonte 10-127; FLOWERS, J. 3-65; PRICE, Andrew 2-23 Wyoming - GENTRY, Tanner 5-184; HOLLISTER, J. 4-91; MAULHARDT, J. 4-45
INTERCEPTIONS:	UNLV - MCTYER, Torry 2-0 Wyoming - None
FUMBLES:	UNLV - PALANDECH, Kurt 1-1 Wyoming - ALLEN, Josh 2-1; MAY, D.J. 1-1
SACKS (UA-A):	UNLV - MCALEENAN, Ryan 0-1; DEHDASHTIAN, N. 0-1; HUGHES JR., M. 1-0 Wyoming - WILSON, Logan 1-0; WACHA, Lucas 1-0
TACKLES (UA-A):	UNLV - LOTULELEI, Tau 6-6; HAWTHORNE, Troy 5-3; MCALEENAN, Ryan 0-7 Wyoming - WACHA, Lucas 8-8; WILSON, Logan 8-5; EPPS, Marcus 10-2



WYOMING FOOTBALL 2016



GAME #11



Wyoming 34, San Diego St 33

Nov. 19, 2016

War Memorial Stadium - Laramie, Wyo.

In a season of spectacular finishes for the Wyoming Cowboys, Saturday night's win over No. 24 ranked San Diego State was one for the record books. It ended a perfect 6-0 regular season at home for the Cowboys for the first time since 1996. The win was Wyoming's second over a Top 25 ranked team in 2016, marking the first time the Cowboys had defeated two Top 25 teams in the same season since 1999. The Cowboys improved their record to 8-3 and 6-1 in the Mountain West Conference to maintain a tie for first place in the Mountain Division.

Wyoming did not lead in the game until taking a 34-27 lead with only 1:07 remaining in the game on a 29-yard touchdown pass from redshirt sophomore quarterback Josh Allen to redshirt freshman wide receiver C.J. Johnson. It was a meticulous drive by the Pokes, going 85 yards in 15 plays and taking six minutes and 14 seconds off the clock.

The final stats showed the Cowboys with 487 yards of total offense to San Diego State's 389. Wyoming finished with an decisive advantage in time of possession -- 36:43 to 23:17. Wyoming's defense recorded 6.0 tackles for loss on the day and 4.0 sacks.

Highlights for the Cowboys included Allen completing 16 of 31 passes (51.6 percent) for 282 yards, two TDs and one interception. He added 56 rushing yards for 338 yards of total offense, marking his fourth consecutive game with 300 or more yards in total offense.



	1	2	3	4	Total
San Diego State	7	10	7	9	33
Wyoming	3	7	10	14	34

Scoring summary					
1st	14:47	SDSU	PENNY, Rashaad	93 yd kickoff return (BARON, John kick)	
	10:27	WY	ROTHER, Cooper	32 yd field goal	
2nd	07:49	SDSU	BARON, John	27 yd field goal	
	01:14	WY	HILL, Brian	11 yd run (ROTHER, Cooper kick)	
	00:00	SDSU	HOUSTON, Parker	3 yd pass from CHAPMAN, Christ (BARON, John kick)	
3rd	09:06	WY	HILL, Brian	1 yd run (ROTHER, Cooper kick)	
	08:53	SDSU	WASHINGTON, Juv	92 yd kickoff return (BARON, John kick)	
	04:15	WY	ROTHER, Cooper	34 yd field goal	
4th	10:45	SDSU	BARON, John	31 yd field goal	
	09:45	WY	MAULHARDT, J.	30 yd pass from ALLEN, Josh (ROTHER, Cooper kick)	
	01:07	WY	JOHNSON, C.J.	29 yd pass from ALLEN, Josh (ROTHER, Cooper kick)	
	00:00	SDSU	TRUXTON, Quest	23 yd pass from CHAPMAN, Christ (CHAPMAN, Christ pass failed)	

	SDSU	WY
FIRST DOWNS	17	29
RUSHES-YARDS (NET)	31-178	53-205
PASSING YDS (NET)	211	282
Passes Att-Comp-Int	27-15-0	31-16-1
TOTAL OFFENSE PLAYS-YARDS	58-389	84-487
Fumble Returns-Yards	0-0	0-0
Punt Returns-Yards	1-6	3--1
Kickoff Returns-Yards	4-194	1-24
Interception Returns-Yards	1-0	0-0
Punts (Number-Avg)	5-48.2	4-39.8
Fumbles-Lost	1-1	1-0
Penalties-Yards	7-53	2-20
Possession Time	23:17	36:43
Third-Down Conversions	5 of 12	9 of 17
Fourth-Down Conversions	0 of 0	2 of 2
Red-Zone Scores-Chances	3-3	4-4
Sacks By: Number-Yards	2-13	4-17

RUSHING:	SDSU - PENNY, Rashaad 5-79; PUMPHREY, Donne 17-76; WASHINGTON, Juv 1-14 Wyoming - HILL, Brian 31-131; ALLEN, Josh 15-56; WICK, Shaun 4-14
PASSING:	SDSU - CHAPMAN, Christ 15-26-0-211 Wyoming - ALLEN, Josh 16-31-1-282
RECEIVING:	SDSU - PUMPHREY, Donne 5-52; TRUXTON, Quest 2-50; JUDGE, Eric 2-17 Wyoming - JOHNSON, C.J. 5-85; GENTRY, Tanner 4-58; MAULHARDT, J. 3-84
INTERCEPTIONS:	SDSU - BALDWIN, Parker 1-0 Wyoming - None
FUMBLES:	SDSU - PUMPHREY, Donne 1-1 Wyoming - CONWAY, Austin 1-0
SACKS (UA-A):	SDSU - HALL, Noble 1-0; HENDERSON, Jay 1-0 Wyoming - PROSSER, Kevin 1-1; WINGARD, Andrew 1-0; CAIN, Conner 0-1; FIELDS, Dalton 1-0
TACKLES (UA-A):	SDSU - LAKALAKA, Ronle 8-4; MUNSON, Calvin 4-7; BALDWIN, Parker 3-8 Wyoming - EPPS, Marcus 5-7; WINGARD, Andrew 5-6; HULL, Antonio 6-4; WACHA, Lucas 6-2; WILSON, Logan 2-2



OFFENSE
QUARTERBACKS

17 Josh Allen

Quarterback, 6-5, 222, Redshirt Sophomore
Firebaugh, Calif. (Reedley College, Calif.)

2016

- ♦Threw for 282 yards and 2 TD while rushing for 56 yards vs. SDSU
- ♦Threw for a career high 334 yards while tying career high 4 TDs vs. UNLV
- ♦Tossed a career high 4 TD passes while running for another vs. Utah St.
- ♦Threw for a career-high 274 yards and tied career-best 3 TDs vs. BSU
- ♦Rushed for two touchdowns and caught one at Nevada
- ♦Tied career-high with 3 TDs vs. AFA, adding career-best 74 rush yards
- ♦Passed for 165 yards and rushed for 55 yards and a TD vs. CSU
- ♦Threw for 234 yards at Eastern Michigan
- ♦Threw a career-high three touchdown passes against UC Davis
- ♦Added 189 passing yards and one touchdown at Nebraska
- ♦Named MW Offensive Player of the Week after throwing for 245 yards and rushing for 70 yards including the game winning touchdown.

2015

- ♦Completed one pass for 19 yards against North Dakota
- ♦Made his first career start against EMU, left game with injury

JOSH ALLEN CAREER STATISTICS
OFFENSE

YEAR	G	PASS EFF.	COMP. /ATT.	COMP. %	PASS YARDS	TDS/INTS.	RUSH YDS.	TOTAL OFF
2015	2	138.07	4-6	66.7	51	0/0	40	91
2016	11	150.3	160-282	56.7	2500	23/11	485	2985
Totals	13	150.1	164-288	56.9	2551	23/11	485	3076

Single-game career highs

Completions: 19, twice (last: Eastern Michigan 2016) **Attempts:** 32 (Nebraska 2016)
Completion percentage: 73.3 (UC Davis 2016) **Touchdowns:** 4, 2x (last: UNLV 2016)
Yards: 334 (UNLV 2016) **Rushing Yards:** 74 (Air Force 2016)
Long completion: 54 (Nevada 2016)

15 Nick Smith

Quarterback, 6-4, 229, Sophomore
Merritt Island, Fla. (Merritt Island)

2015

- ♦Threw for a career-high 109 yards with a career-high 10 completions vs. Colorado State.
- ♦Threw for two touchdowns in his first career start at Utah State
- ♦Made his first career appearance against Eastern Michigan
- ♦Rushed for 65 yards against Eastern Michigan

NICK SMITH CAREER STATISTICS
OFFENSE

YEAR	G	PASS EFF.	COMP. /ATT.	COMP. %	PASS YARDS	TDS/INTS.	RUSH YDS.	TOTAL OFF
2015	5	87.0	27-60	45.0	245	2/1	157	402
Totals	5	87.0	27-60	45.0	245	2/1	157	402

Single-game career highs

Completions: 10 (Colorado State 2015) **Attempts:** 21 (Colorado State 2015)
Completion percentage: 55.6 (Utah State 2015) **Yards:** 109 (Colorado State 2015)
Long completion: 25 (Boise State 2015)

RUNNING BACKS

5 Brian Hill

Running Back, 6-1, 219, Junior
Belleville, Ill. (Belleville West)

2016

- ♦Found the endzone twice while rushing for 131 yards vs. San Diego St.
- ♦Tied career high with 3 TDs while rushing for 119 yards vs. UNLV, moving into third in school history for career rushing TDs at 29
- ♦Found the endzone twice while rushing for 142 yards vs. Utah State
- ♦Rushed for 146 yards on 28 carries vs. Boise State

- ♦Rushed for a career-high 289 yards with career-high three touchdowns at Nevada en route to being MW Player of the Week
- ♦Became UW's all-time rushing leader at CSU, surpassing the record after carrying 19 times for 166 yards and a touchdown.
- ♦Rushed for 82 yards at Eastern Michigan.
- ♦Rushed for 207 yards against UC Davis, moving to third all-time at Wyoming in rushing.
- ♦Rushed for 49 yards at Nebraska.
- ♦Rushed for 125 yards on 33 carries against NIU.
- ♦Has rushed for 100 yards in 12 of his last 19 games.
- ♦Tied a career-high with two touchdowns against NIU.

2015

- ♦Rushed for 1,631 yards, a Wyoming single-season rushing record.
- ♦Led MW and ranked seventh nationally in rushing yards.
- ♦He was the ninth Cowboy to rush for 1,000 yards and it is the 11th time it has been done in school history.
- ♦Selected as one of 11 semi-finalist for the Doak Walker Award
- ♦Rushed for a season-high 242 yards against Eastern Michigan.
- ♦He was the fourth player in FBS to rush for 200 yards this season and his 242 yards was the best of the season
- ♦He tied a career-high with two touchdowns against Eastern Michigan

2014

- ♦Finished season with 1,000 all-purpose yards, the bulk of which came over just the last five games.
- ♦Led team with 796 rush yards, sixth on squad with 204 receiving yards.
- ♦157 yards on 28 carries against New Mexico.
- ♦Posted four games with 100-plus rush yards.
- ♦Set school and conference record with 387 all-purpose yards against Fresno State.
- ♦No. 2 in UW history and nation with 281 rush yards vs. Fresno State.
- ♦One of only five players in NCAA history to post 200 rush yards and 100 receiving yards in same game.
- ♦Named Walter Camp/College Sports Madness POY for Nov. 1 games.
- ♦Against Colorado State included 28 carries for 121 yards and two scores.

BRIAN HILL CAREER STATISTICS
RUSHING

YEAR	G	ATT	NET YARDS	AVG ATT	TDS	LONG	AVG GAME
2014	12	145	796	5.5	7	89	66.3
2015	12	281	1631	5.8	6	72	135.9
2016	11	281	1548	5.5	18	59	140.7
Totals	35	707	3975	5.6	31	89	113.6

Single-game career highs

Attempts: 35 (UNLV 2015) **Yards:** 289 (Nevada 2016)
Long rush: 89 (Fresno State 2014) **TDs:** 3, 2x (last: UNLV 2016)
Receptions: 5 (New Mexico 2014) **Receiving yards:** 106 (Fresno State 2014)
Long reception: 40 (Fresno State 2014)

21 Shaun Wick

Running Back, 5-10, 210, Redshirt Senior
Oxnard, Calif. (St. Bonaventure)

2016

- ♦Rushed eight times for 40 yards and caught a pass for 20 yards vs. Utah State
- ♦Rushed for 54 yards and a TD against CSU and moved to sixth in career rushing. He now has 2347 career rushing yards.
- ♦Rushed for 38 yards against UC Davis
- ♦Rushed for 19 yards in the season opener against NIU

2015

- ♦Rushed for 76 yards against Eastern Michigan
- ♦Moved into eighth place on the Wyoming's career rushing list with his 76 rushing yards vs. Eastern Michigan. Wick now has rushed for 2,181 yards in his Wyoming career after the Washington State game.
- ♦Wick also scored his first rushing touchdown of the season in the second quarter to notch 20 for his career, which moves him into a tie with Brett Smith for eighth in Wyoming school history.

2014

- ♦Second among Cowboys with 753 yards (84 per game) and five rush TDs.
- ♦Missed three games with broken hand during season.
- ♦Had 121 yards and one TD against Hawai'i.
- ♦Earned 111 yards and a score against Florida Atlantic.
- ♦Posted 122 yards versus Oregon, including 42-yard gallop.
- ♦Led UW with 134 rushing yards and one TD against Montana.



2013
♦Posted fourth-best rushing day in Cowboy history with 234 yards and a score against San Jose State.

2012
♦Had career-high three scores versus Cal Poly in first career start.

SHAUN WICK CAREER STATISTICS
RUSHING

YEAR	G	ATT	NET YARDS	AVG ATT	TDS	LONG	AVG GAME
2012	11	92	350	3.8	4	31	31.8
2013	12	166	979	5.9	9	67	81.6
2014	9	126	753	6.0	6	57	83.7
2015	4	43	97	2.3	1	24	24.2
2016	11	67	232	3.5	1	17	21.1
Totals	47	494	2411	4.9	21	67	51.3

Single-game career highs

Attempts: 25 (Colorado State 2012) **Yards:** 234 (San José State 2013)
Rush TDs: 3 (Cal Poly 2012) **Long rush:** 67 (San José State 2013)
Receptions: 4 (San José State 2014) **Receiving yards:** 27 (San José State 2014)
Long reception: 20 (Utah State 2016) **Kick returns:** 3 (Texas 2012)
Kick return yards: 40 (Idaho 2012) **Long kick return:** 22 (Cal Poly 2012)
Scoring: 3 TDs - 3 rush (Cal Poly 2012)

FULLBACKS

36 Drew Van Maanen

Fullback, 6-1, 241, Junior
Parker, Colo. (Chaparral)

2016
♦Had one catch for three yards vs. Utah State, nearly scoring a TD
♦Caught one pass for 22 yards against Colorado State

2015
♦Caught one pass for four yards at Appalachian State
♦Caught one pass out of the backfield against New Mexico
♦Played against North Dakota and Eastern Michigan and Washington, but did not record any statistics

2014
♦Caught two passes for 25 yards

DREW VAN MAANEN CAREER STATISTICS
RECEIVING

YEAR	G	REC	YARDS	AVG	GAME	TDS	LONG
2014	12	2	25	12.5	2.1	0	23
2015	12	2	4	2.0	0.3	0	4
2016	11	2	25	12.5	2.3	0	22
Totals	35	6	54	9.0	1.5	0	23

Single-game career highs

Rush Yards: 2 **Long rush:** 2

48 Jordan Ellis

Fullback, 6-2, 250, Senior
Colorado Spring, Colo. (UT-San Antonio)

2015
♦ Grabbed one catch for 15 yards at Nebraska

2015
♦ Made first career start at App State
♦ Appeared against Eastern Michigan and New Mexico

2014
♦ Had one rush for five yards

JORDAN ELLIS CAREER STATISTICS
RUSHING

YEAR	G	ATT	NET YARDS	AVG ATT	TDS	LONG	AVG GAME
2014	8	1	5	5.0	0	5	0.6
2015	8	0	0	0.0	0	0	0.0
2016	10	0	0	0.0	0	0	0.0
Totals	26	1	5	5.0	0	5	0.2

WIDE RECEIVERS/TIGHT ENDS

25 Austin Conway

Wide Receiver, 5-10, 172, Redshirt Freshman
Aurora, Colo. (Overland)

2016
♦Returned a punt 60 yards for a touchdown vs. UNLV
♦Had a career-high 40 receiving yards against Utah State
♦Had three carries, one catch and returned two punts against Boise State
♦Had two catches for 19 yards against Nevada. Also threw for a touchdown.
♦Had four receptions vs. Air Force, the first catches of his career
♦Posted a 38-yard punt return vs. CSU, the longest for the Pokes since Nov. 22, 2014, when Jalen Claiborne had a 39-yarder vs. Boise State.
♦Recorded three rushes for 70 yards at Nebraska including a career-high 42-yard rush. Also posted a 25-yard punt return in Lincoln.

AUSTIN CONWAY CAREER STATISTICS
RUSHING

YEAR	G	ATT	NET YARDS	AVG ATT	TDS	LONG	AVG GAME
2016	11	16	100	6.2	0	42	9.1
Totals	11	16	100	6.2	0	42	9.1

RECEIVING

YEAR	G	REC	YARDS	AVG	GAME	TDS	LONG
2016	11	9	86	9.6	7.8	0	24
Totals	11	9	86	9.6	7.8	0	24

Single-game career highs

Rush Yards: 70 (Nebraska 2016) **Receiving Yards:** 40 (Utah State 2016)

4 Tanner Gentry

Wide Receiver, 6-2, 210, Senior
Aurora, Colo. (Grandview)

2016
♦Went over 1,000 yards for the season with four grabs for 58 yards vs. San Diego State
♦Had a career game vs. UNLV: five grabs for 184 yards and three TDs
♦Caught four passes for 93 yards and two TDs vs. Utah State
♦Had six grabs for 73 yards and a TD vs. Boise State, putting him over 150 career catches and giving him a career high in single-season yardage
♦Grabbed four passes for 109 yards against Nevada
♦Caught his fifth TD of the season vs. Air Force, a career high total
♦Caught three passes for 91 yards at CSU, including a 30-yard TD grab.
♦Recorded a career-high 12 catches at Eastern Michigan
♦Recorded 124 yards receiving on seven catches with one TD at Neb.
♦Recorded 104 receiving on eight catches with one touchdown vs. NIU.

2015
♦Was second in the MW and 15th in the nation in receiving yards at 96.9 per game prior to injury
♦Had seven grabs for 127 yards and a touchdown against Washington State
♦Hauled in a career-high 176 yards against North Dakota. Also tied a career-high with nine catches. Caught a career-long 92 yard touchdown pass against UND as well

2014
♦Led Pokes vs. Colorado State with six catches, career-high 96 yards, 1 TD.
♦Career-long catch of 44 yards vs. UNM to put UW in scoring position.
♦Third on squad with 32 grabs for 435 yards.
♦Scored first career TD against Oregon, along with 35 yards receiving.

2013
♦Team's third-leading receiver with 376 yards through 12 games.
♦Tallied career highs in catches (nine) and yards (79) versus Air Force.
♦Posted six catches for 76 yards versus Idaho.



TANNER GENTRY CAREER STATISTICS

RECEIVING

YEAR	G	REC	YARDS	AVG		TDS	LONG
				REC	GAME		
2013	12	39	376	9.6	31.3	0	31
2014	12	32	435	13.6	36.3	2	44
2015	7	37	678	18.3	96.9	4	92
2016	11	57	1020	17.9	92.7	11	54
Totals	42	165	2509	15.2	59.7	17	92

Single-game career highs

Receptions: 12 (Eastern Michigan 2016) **Yards:** 184 (UNLV 2016)
Long reception: 92 (North Dakota 2015) **TDs:** 3 (UNLV 2016)
Rush attempts: 3, twice (last: Northern Illinois 2016) **Rush yards:** 27 (Nevada 2015)

33 Josh Harshman

Tight End, 6-3, 226, Sophomore
Casper, Wyo. (Natrona)

2016

- ♦Had a career-best two catches for 16 yards vs. Boise State
- ♦Recorded one catch for three yards against Northern Illinois

2015

- ♦Caught a touchdown pass against New Mexico

JOSH HARSHMAN CAREER STATISTICS

RECEIVING

YEAR	G	REC	YARDS	AVG		TDS	LONG
				REC	GAME		
2015	11	2	39	19.5	3.4	1	26
2016	11	3	19	6.3	1.7	0	9
Totals	22	5	58	11.6	2.6	1	26

Single-game career highs

Receptions: 2 (Boise State 2016) **Yards:** 26 (New Mexico 2015)
Long reception: 26 (New Mexico 2015)

88 Jacob Hollister

Tight End, 6-4, 239, Senior
Bend, Ore. (Arizona Western CC, Ariz.)

2016

- ♦Recorded three catches for 52 yards vs. San Diego State
- ♦Recorded four catches for 91 yards and a 19-yard touchdown vs. UNLV
- ♦Had four catches for 69 yards vs. Utah State, including a 37-yard TD
- ♦Had a career game vs. Boise State with six grabs for 144 yards and two TDs
- ♦Hauled in a season-long 32-yard TD in a win against Air Force
- ♦Caught two passes for 29 yards at Colorado State
- ♦Recorded three catches for 20 yards at Nebraska
- ♦Recorded two grabs for seven yards with a touchdown against Northern Illinois

2015

- ♦Recorded a career-high 119 yards receiving and one touchdown that prove to be the game winner against UNLV.
- ♦His 119 receiving yards was the most by a tight end since Mike Jones in 1993.
- ♦Recorded five catches for a career-high 75 yards against New Mexico
- ♦Caught three passes for 26 yards against Eastern Michigan
- ♦Caught one pass for 21 yards against North Dakota

2014

- ♦Four snags for 75 yards and a score against New Mexico.
- ♦Career day against Fresno State with two catches, 66 yards and 1 TD.

JACOB HOLLISTER CAREER STATISTICS

RECEIVING

YEAR	G	REC	YARDS	AVG		TDS	LONG
				REC	GAME		
2014	12	17	244	14.4	20.3	2	66
2015	12	26	355	13.7	29.6	3	64
2016	11	27	468	17.3	42.5	6	37
Totals	35	70	1067	15.2	30.5	11	66

Single-game career highs

Receptions: 6 (Boise State 2016) **Yards:** 144 (Boise State 2016)
Long reception: 66 (Fresno State 2014) **TDs:** 2 (Boise State 2016)

83 Jake Maulhardt

Wide Receiver, 6-6, 230, Senior
Camarillo, Calif. (Camarillo)

2016

- ♦Had three catches for 84 yards including a 45-yard TD vs. San Diego State
- ♦Had four catches for 45 yards vs. UNLV
- ♦Recorded two catches for 24 yards and a touchdown vs. Utah State
- ♦Had three grabs for 42 yards and a touchdown vs. Air Force
- ♦Caught a career-high 39 yard touchdown against UC Davis
- ♦Grabbed four catches for 22 yards at Nebraska
- ♦Recorded five catches for 106 yards for his third 100-yard game and second in his last three contests dating back to last season.

2015

- ♦Ranked sixth in the MW in receptions per game at 4.75
- ♦Caught a team-high eight touchdowns
- ♦Caught a team-high six passes for 76 yards and a TD at Boise State
- ♦Caught a team-high six passes against Nevada
- ♦Caught a career-high two touchdowns at Air Force and Utah State
- ♦Caught a career-high 10 passes for career-high 113 yards against Washington State

2014

- ♦Career high in grabs (6), yards (89), long reception (53) vs. Utah State.
- ♦Two catches against Fresno State, including 16-yard TD reception.
- ♦Good day against CSU: three grabs, 57 yards, long of 46.

2013

- ♦Caught the first touchdown of his career against San José State.
- ♦Played in 11 games.

JAKE MAULHARDT CAREER STATISTICS

RECEIVING

YEAR	G	REC	YARDS	AVG		TDS	LONG
				REC	GAME		
2013	11	9	76	8.4	6.9	1	14
2014	12	21	274	13.0	22.8	1	53
2015	12	57	653	11.5	54.4	8	42
2016	11	30	474	15.8	43.1	4	45
Totals	46	117	1477	12.6	32.1	14	53

Single-game career highs

Receptions: 10 (Washington St. 2015) **Yards:** 113 (Washington St. 2015)
Long reception: 53 (Colorado State 2014)
TDs: 2, twice (last: Utah State 2015)

80 James Price

Wide Receiver, 6-2, 208, Sophomore
Camas, Wash. (Camas)

2016

- ♦Had one catch for 17 yards vs. Air Force
- ♦Caught a season-long 23-yard pass at Colorado State
- ♦Caught one pass for six yards at EMU
- ♦Caught one pass for 13 yards against Northern Illinois

2015

- ♦Caught first career touchdown against UNLV
- ♦Recorded a career-high 44 receiving yards against UNLV
- ♦Caught career-high three passes against Colorado State

JAMES PRICE CAREER STATISTICS

RECEIVING

YEAR	G	REC	YARDS	AVG		TDS	LONG
				REC	GAME		
2015	12	12	143	11.9	11.9	1	35
2016	11	4	59	14.8	5.4	0	23
Totals	23	16	202	12.6	8.8	1	35

Single-game career highs

Receptions: 3 (Colorado State 2015) **Yards:** 44 (UNLV 2015)
Touchdowns: 1 (UNLV 2015)



3 Joseph Parker

Wide Receiver, 5-10, 185, Sophomore
Castle Rock, Colo. (Cherry Creek)

2015

- ♦Caught career-long 16 yard pass at Utah State
- ♦Made first career start against Washington State
- ♦Caught first career pass for four yards against North Dakota

JOSEPH PARKER CAREER STATISTICS
RECEIVING

YEAR	G	REC	YARDS	AVG		TDS	LONG
				REC	GAME		
2015	12	7	68	9.7	5.7	0	16
2016	8	2	13	6.5	1.6	0	14
Totals	20	9	81	9.0	4.1	0	16

Single-game career highs

Receptions: 1, nine times (last: UC Davis 2016) **Yards:** 16 (Utah State 2015)
Long reception: 16 (Utah State 2015) **TDs:** None

OFFENSIVE LINE

59 Ryan Cummings

Offensive Tackle, 6-6, 319, Junior
Littleton, Colo. (Valor Christian)

2016

- ♦Started against Northern Illinois, Nebraska, UC Davis, Eastern Michigan, Colorado State, Air Force and Nevada

2015

- ♦Started against North Dakota, Eastern Michigan and Washington State New Mexico, Appalachian State, Air Force and Nevada, Boise Stat, Utah State, Colorado State, San Diego State and UNLV

2014

- ♦In last game of season, UW rolled up 541 yards of offense.
- ♦Helped post 363 yards of offense against stout Utah State team.
- ♦Outstanding blocking led to 694 yards of offense vs. Fresno State.

RYAN CUMMINGS CAREER STATISTICS

Games Played: 26 (7 in 2016, 12 in 2015, 7 in 2014)
Games Started: 26 (7 in 2016, 12 in 2015, 7 in 2014)

61 Kaden Jackson

Offensive Guard, 6-2, 294, Sophomore
Kingfisher, Okla. (Kingfisher)

2016

- ♦Started against Northern Illinois, Nebraska, UC Davis, Eastern Michigan, Colorado State, Air Force, Nevada, Boise State, Utah State, UNLV and San Diego State

2015

- ♦Started against Washington State and New Mexico

KADEN JACKSON CAREER STATISTICS

Games Played: 22 (11 in 2016, 11 in 2015)
Games Started: 13 (11 in 2016, 2 in 2015)

74 Brinkley Jolly

Offensive Tackle, 6-5, 273, Sophomore
Liberty, Mo. (Liberty Nort)

2016

- ♦Started against Boise State for his first career start; also started against Utah State, UNLV and San Diego State

2015

- ♦Played against UNLV

BRINKLEY JOLLY CAREER STATISTICS

Games Played: 5 (4 in 2016, 1 in 2015)
Games Started: 4 (4 in 2016)

73 Chase Roullier

Offensive Guard, 6-3, 313, Senior
Savage, Minn. (Burnsville)

2016

- ♦Started against Northern Illinois, Nebraska, UC Davis, Eastern Michigan, Colorado State, Air Force, Nevada, Boise State, Utah State, UNLV and San Diego State

2015

- ♦Second Team All-MW Selection
- ♦Started against North Dakota, Eastern Michigan and Washington State and New Mexico and Appalachian State and Air Force and Nevada and Boise State and Utah State and Colorado State and SDSU and UNLV

2014

- ♦Honorable Mention All-Mountain West
- ♦Helped Pokes to 175 yards on the ground against New Mexico.
- ♦Roullier and the line posted 454 yards of offense versus Colorado State.
- ♦Wyoming tallied 284 yards passing thanks to solid blocking against UO.

2013

- ♦Good effort versus Hawai'i included 295 rushing yards.
- ♦Made first career start against Northern Colorado.

CHASE ROULLIER CAREER STATISTICS

Games Played: 44 (11 in 2016, 12 in 2015, 9 in 2013, 12 in 2014)
Games Started: 38 (11 in 2016, 12 in 2015, 3 in 2013, 12 in 2014)

55 Gavin Rush

Offensive Guard, 6-3, 301, Freshman
Phillips, Neb. (Aurora)

2016

- ♦Started against Northern Illinois, Nebraska, UC Davis, Eastern Michigan, Colorado State, Air Force, Nevada, Boise State, Utah State, UNLV and San Diego State

GAVIN RUSH CAREER STATISTICS

Games Played: 11 (11 in 2016)
Games Started: 11 (11 in 2016)

72 Zach Wallace

Offensive Tackle, 6-7, 297, Sophomore
Lake Zurich, Ill. (Lake Zurich)

2016

- ♦Started against Northern Illinois, Nebraska, UC Davis, Eastern Michigan, Colorado State, Air Force, Nevada, Boise State, Utah State, UNLV and San Diego State

2015

- ♦Earned his first career start at Washington State, also started against New Mexico and Appalachian State and Air Force and Nevada and Boise State and Utah State and Colorado State and San Diego State and UNLV

ZACH WALLACE CAREER STATISTICS

Games Played: 23 (11 in 2016, 12 in 2015)
Games Started: 21 (11 in 2016, 10 in 2015)



DEFENSE
DEFENSIVE LINE

57 Chase Appleby

Nose Tackle, 6-0, 268, Senior
Frisco, Texas (Centennial)

2016

- Recorded a career-best nine tackles against UNLV including one TFL
- Had two tackles with one sack against Utah State
- Had a career game vs. Boise State, forcing two fumbles, one of which caused a safety after he sacked Brett Rypien and knocked the ball loose. Recorded his first career sack and two TFL for 18 yards.
- Tied career high with four total tackles vs. Air Force
- Returned his first career interception 55 yards for a TD on his birthday at Colorado State

- Recorded a career-high with four tackles at Eastern Michigan

2015

- Recorded two tackles at Appalachian State and Air Force
- Recorded a career-high three tackles against North Dakota and New Mexico

2014

- Finished with 12 tackles for the season.
- Two tackles against San José State and first career fumble recovery.

CHASE APPLEBY CAREER STATISTICS

YEAR	G	UT	AT	TT	SACKS/		TFL/		FR/		INT/
					YDS	YDS	YDS	YDS	YDS	YDS	
2014	12	7	5	12	0.0/0	1.0/4	0	1/0	2	0/0	
2015	7	5	6	11	0.0/0	0.5/2	0	0/0	0	0/0	
2016	11	12	17	29	2.0/19	6.0/38	2	0/0	2	1/55	
Totals	30	24	28	52	2.0/19	7.5/44	2	1/0	4	1/55	

Single-game career highs

- Solo:** 3, 2x (last: UNLV 2016) **Assisted:** 6 (UNLV 2016)
Total tackles: 9 (UNLV 2016) **Pass breakups:** 1 (Colorado State 2014)
Forced Fumbles: 2 (Boise State 2016) **Sacks:** 1, twice (last: Utah State 2016)
Fumbles recovered: 1 (San José State 2014) **Interceptions:** 1 (Colorado State 2016)

87 Conner Cain

Defensive Tackle, 6-4, 279, Sophomore
Littleton, Colo. (Heritage)

2016

- Recorded a share of a sack vs. San Diego State
 - Recorded first career sack at Eastern Michigan
 - Recorded two tackles at Nebraska
 - Recorded one tackle and a tackle for loss against Northern Illinois
- 2015**
- Recorded four tackles and 1.5 tackles for loss against Colorado State

2014

- Redshirted

CONNER CAIN CAREER STATISTICS

YEAR	G	UT	AT	TT	SACKS/		TFL/		FR/		INT/
					YDS	YDS	YDS	YDS	YDS	YDS	
2015	11	4	8	12	0.0/0	1.5/2	0	0/0	0	0/0	
2016	11	5	5	10	1.5/9	2.5/10	0	1/0	0	0/0	
Totals	22	9	13	22	1.5/9	4.0/12	0	1/0	0	0/0	

Single-game career highs

- Solo:** 2, (UNLV 2016) **Assisted:** 3 (Colorado State 2015)
Total tackles: 4 (Colorado State 2015) **Tackles for Loss:** 1.5 (Colorado State 2015)

98 Dalton Fields

Defensive Tackle, 6-3, 284, Junior
Colorado Springs, Colo. (Pine Creek)

2016

- Recorded a sack against San Diego State
- Recorded his first career sack at Colorado State

2015

- Had one solo stop against Washington State
- Did not record any statistics against North Dakota or Eastern Michigan

2014

- Appeared in all 12 games recording two tackles

DALTON FIELDS CAREER STATISTICS

YEAR	G	UT	AT	TT	SACKS/		TFL/		FR/		INT/
					YDS	YDS	YDS	YDS	YDS	YDS	
2014	12	0	2	2	0.0/0	0.0/0	0	0/0	0	0/0	
2015	12	2	2	4	0.0/0	0.0/0	0	0/0	0	0/0	
2016	10	2	0	2	2.0/13	2.0/13	0	0/0	0	0/0	
Totals	34	4	4	8	2.0/13	2.0/13	0	0/0	0	0/0	

Single-game career highs

- Solo:** 1, 4x (last: San Diego State 2016)
Assisted: 1, twice (last vs. Boise State 2014)
Total tackles: 1. 8x (last: San Diego State 2016)

91 Carl Granderson

Defensive End, 6-6, 243, Sophomore
Sacramento, Calif. (Grant)

2016

- Had three solo stops and four total tackles at CSU including a sack.
- First Cowboy to have a sack in his first three games since 1997.
- Recorded a career-high 2.5 TFL's against UC Davis
- Tied a career-high with six tackles at Nebraska. Also added a sack and tackle for loss.
- Recorded two tackles with a sack and a tackle for loss.

2015

- Recorded a career-high six tackles at Boise State and San Diego State
- Recorded first career sack at San Diego State

CARL GRANDERSON CAREER STATISTICS

YEAR	G	UT	AT	TT	SACKS/		TFL/		FR/		INT/
					YDS	YDS	YDS	YDS	YDS	YDS	
2015	12	21	15	36	1.0/5	6.0/18	0	0/0	0	0/0	
2016	6	9	10	19	4.0/35	6.0/38	1	0/0	1	0/0	
Totals	18	30	25	55	5.0/40	12.0/56	1	0/0	1	0/0	

Single-game career highs

- Solo:** 4 (San Diego State 2015) **Assisted:** 4 (Nebraska 16)
Total tackles: 6, twice (last: Nebraska 2016) **Sacks:** 1, four times (last: CSU 2016)

96 Sidney Malauulu

Nose Tackle, 6-3, 301, Sophomore
Seoul, South Korea (Buena H.S., Ariz.)

2016

- Recorded a tackle for loss vs. Boise State

2015

- Recorded a career-high four tackles at Utah State
- Recorded three solo tackles at Boise State
- Recorded a half a tackle for loss against Colorado State

SIDNEY MALAUULU CAREER STATISTICS

YEAR	G	UT	AT	TT	SACKS/		TFL/		FR/		INT/
					YDS	YDS	YDS	YDS	YDS	YDS	
2015	12	9	10	19	0.0/0	0.5/1	0	0/0	0	0/0	
2016	9	5	5	10	0.0/0	1.0/2	0	0/0	0	0/0	
Totals	21	14	15	29	0.0/0	1.5/3	0	0/0	0	0/0	

Single-game career highs

- Solo:** 3 (Boise State 2015) **Assisted:** 3 (Utah State 2015)
Total tackles: 4 (Utah State 2015)



42 Kevin Prosser

Defensive End, 6-2, 215 Sophomore
Aurora, Colo. (Overland)

2016

- ♦Posted a career-best 1.5 sacks against San Diego State
- ♦Had three tackles vs. UNLV
- ♦Recorded three solo stops including a sack at Utah State
- ♦Recorded a sack and 1.5 total TFL vs. Boise State
- ♦Recorded a sack and a career-best three solo tackles at Nevada
- ♦Recorded a sack against Eastern Michigan
- ♦Recorded a career-high three total tackles against UC Davis
- ♦Recorded two tackles at Nebraska
- ♦Recorded two tackles with a tackle for loss against Northern Illinois

2015

- ♦Recorded a career-high two solo tackles at Washington State
- ♦Recorded first career sack at Washington State

KEVIN PROSSER CAREER STATISTICS

YEAR	G	UT	AT	TT	SACKS/		TFL/	FR/		INT/
					YDS	YDS	YDS	YDS	PBU	YDS
2015	12	4	2	6	1.0/5	1.0/5	0	0/0	0	0/0
2016	11	15	12	27	5.5/36	9.0/46	0	0/0	0	0/0
Totals	23	19	14	33	6.5/41	10.0/51	0	0/0	0	0/0

Single-game career highs

Solo: 3, twice (last: Utah State 2016) Assisted: 2, 3x (last: San Diego State 2016)
Total tackles: 4 (Eastern Michigan 2016) Sacks: 1.5 (San Diego State 2016)

LINEBACKERS

23 Tim Kamana

Linebacker/Nickel, 5-11, 213, Junior
Honolulu, Hawai'i (West Point Prep)

2016

- ♦Had two solo stops and a pass breakup against Utah State
- ♦Recorded four tackles against UC Davis

2015

- ♦Recorded season-high six tackles against Colorado State
- ♦Recorded an interception against UNLV

2014

- ♦Two tackles and first career interception against New Mexico.
- ♦Career-high 10 tackles against San José State.
- ♦Had seven tackles against Michigan State.

TIM KAMANA CAREER STATISTICS

YEAR	G	UT	AT	TT	SACKS/		TFL/	FR/		INT/
					YDS	YDS	YDS	YDS	PBU	YDS
2014	12	27	17	44	0.0/0	0.0/0	0	0/0	3	1/0
2015	12	16	15	31	0.0/0	1.0/4	0	0/0	2	1/5
2016	11	6	2	8	0.0/0	0.5/1	0	0/0	1	0/0
Totals	34	49	34	83	0.0/0	1.5/5	0	0/0	6	2/5

Single-game career highs

Solo: 8 (San José State 2014) Assisted: 4 (Michigan State 2014)
Total tackles: 10 (San José State 2014) PBU: 1, 6x (last: Utah State 2015)
Interceptions: 1 (UNLV 2015)

7 D.J. May

Linebacker/Nickel, 5-11, 216, Senior
Federal Way, Wash. (Federal Way)

2016

- ♦Had four tackles and a career-long 59-yard kickoff return against UNLV
- ♦Recorded two tackles for loss, a sack, a forced fumble and a pass breakup against Utah State
- ♦Posted six total tackles vs. Boise State, including four solo stops
- ♦Returned a fumble 15 yards for a TD vs. Air Force, adding 6 total tackles
- ♦Posted three tackles and a pass breakup at Colorado State
- ♦Recorded eight tackles with a sack and two tackles for loss at Nebraska
- ♦Recorded nine total tackles with one tackle for loss against Northern Illinois

2015

- ♦Led the Pokes in pass breakups with 10.
- ♦Recorded a career-high nine tackles against Nevada and also added two breakups.
- ♦Recorded seven tackles against Washington State
- ♦Recorded five pass breakups this season to lead the team

2014

- ♦Played running back for the Cowboys rushing for 260 yards

D.J. MAY CAREER STATISTICS

YEAR	G	UT	AT	TT	SACKS/		TFL/	FR/		INT/
					YDS	YDS	YDS	YDS	PBU	YDS
2012	11	3	0	3	0.0/0	0.0/0	0	0/0	0	0/0
2014	6	1	0	1	0.0/0	0.0/0	0	0/0	0	0/0
2015	11	42	27	69	1.0/18	4.5/22	0	1/0	10	0/0
2016	10	29	25	54	2.0/18	7.5/28	1	1/15	3	0/0
Totals	38	75	52	127	3.0/36	12.0/50	1	2/15	13	0/0

Single-game career highs

Solo: 7 (Boise State 2015) Assisted: 7 (Boise State 2015)
Total tackles: 14 (Boise State 2015)

11 Eric Nzeocha

Linebacker, 6-3, 225, Senior
Neusitz, Germany (FOS Ansbach)

2015

- ♦Tied a career-high with eight tackles at Air Force
- ♦Recorded six solo tackles at Washington State
- ♦Recorded six tackles against Eastern Michigan
- ♦Recorded eight tackles in his first game on the defensive side of the ball for the Cowboys

2014

- ♦Played tight end for the Cowboys. He hauled in 8 catches for 65 yards.

ERIC NZEOCHA CAREER STATISTICS

YEAR	G	UT	AT	TT	SACKS/		TFL/	FR/		INT/
					YDS	YDS	YDS	YDS	PBU	YDS
2015	11	20	15	35	0.0/0	1.0/1	1	0/0	1	0/0
2016	9	2	0	2	0.0/0	0.0/0	0	0/0	0	0/0
Totals	43	23	15	38	0.0/0	1.0/1	1	0/0	1	0/0

Single-game career highs

Solo: 6 (Washington St. 2015) Assisted: 6 (North Dakota 2015)
Total tackles: 8 (Air Force 2015)

32 Adam Pilapil

Linebacker, 6-1, 194, Sophomore
Torrance, Calif. (Loyola)

2015

- ♦Recorded seven tackles in his career debut against Eastern Michigan

2014

- ♦Redshirted

ADAM PILAPIL CAREER STATISTICS

YEAR	G	UT	AT	TT	SACKS/		TFL/	FR/		INT/
					YDS	YDS	YDS	YDS	PBU	YDS
2015	11	5	8	13	0.0/0	0.0/0	0	0/0	0	0/0
2016	5	0	0	0	0.0/0	0.0/0	0	0/0	0	0/0
Totals	16	5	8	13	0.0/0	0.0/0	0	0/0	0	0/0

Single-game career highs

Solo: 3 (Eastern Michigan 2015) Assisted: 4 (Eastern Michigan 2015)
Total tackles: 7 (Eastern Michigan 2015)

45 Lucas Wach

Linebacker, 6-1, 230, Senior
Texarkana, Texas (Pleasant Grove)

2016

- ♦Had eight tackles, one TFL, a fumble recovery and a pass breakup vs. San Diego State
- ♦Had a team-best and career-high 16 tackles, including a sack, vs. UNLV
- ♦Recorded eight tackles vs. Utah State to go over 300 career tackles
- ♦Registered six tackles including a sack vs. Boise State with 1.5 total TFL



- ♦Recorded a team-high 9 total tackles vs. Air Force, including a sack
- ♦Posted seven tackles at Colorado State with a share of a TFL
- ♦Recorded season-high 11 tackles against Eastern Michigan
- ♦Recorded seven tackles with a tackle for loss at Nebraska
- ♦Recorded eight tackles with a tackle for loss against Northern Illinois
- 2015**
- ♦Second on team with 96 tackles, a new single season career-high
- ♦He tied a career-high with two tackles for loss at Air Force and SDSU
- ♦He tied a career high with 13 tackles against New Mexico. Leads Wyoming with 52 tackles on the season
- ♦Recorded a career-high eight assisted tackles against North Dakota
- 2014**
- ♦Good game versus Boise State: 12 tackles, two tackles for loss.
- ♦Eight tackles, one TFL for 3 yards against San José State.
- ♦One of best games of season came vs. Michigan State: 9 tackles, 1 TFL.
- 2013**
- ♦Had career-best 13 tackles versus New Mexico.
- ♦7 tackles, 1 TFL, 1 forced fumble, 1 fumble recovery, 1 PBU vs. UNM.
- ♦Had team-high 10 stops against Air Force.
- ♦Led the UW defense versus Idaho with 11 stops and a fumble recovery.
- ♦Had nine tackles versus Nebraska.

LUCAS WACHA CAREER STATISTICS

YEAR	G	UT	AT	TT	SACKS/		TFL/		FR/		INT/
					YDS	YDS	FF	YDS	PBU	YDS	
2013	12	41	47	88	1.0/9	2.0/10	1	2/0	1	0/0	
2014	12	31	21	52	0.0/0	4.0/8	0	0/0	1	0/0	
2015	11	46	50	96	0.0/0	6.0/18	1	0/0	0	0/0	
2016	11	49	40	89	3.0/27	7.0/37	0	1/0	1	0/0	
Totals	46	167	158	325	4.0/36	19.0/73	2	3/0	3	0/0	

Single-game career highs

Solo: 10 (New Mexico 2015) **Assisted:** 8, 2x (last: UNLV 2016)
Total tackles: 16 (UNLV 2016) **Tackles for loss:** 2 for 6 yards (San Diego State 2015)
Passes broken up: 1, 3x (last: SDSU 2016) **Fumbles forced:** 1 (San Diego State 2015)
Fumbles recovered: 1, 3x (last: San Diego State 2016)

30 Logan Wilson

Linebacker, 6-2, 225, Redshirt Freshman
Casper, Wyo. (Natrona)

2016

- ♦Had four tackles against San Diego State
- ♦Had a career game vs. UNLV with 13 tackles, two TFL, a sack, and a fumble recovery touchdown
- ♦Had seven tackles, a fumble recovery and an interception that he returned for 56 yards vs. USU en route to MW Defensive POW honors
- ♦Posted six tackles and broke up one pass vs. Boise State
- ♦Had a sack and interception to go along with a career-high nine tackles at Nevada
- ♦Had a sack vs. Air Force, forcing a 16-yard loss
- ♦Recorded six tackles at Colorado State
- ♦Recorded his first interception against EMU returning it for a touchdown
- ♦Recorded six tackles and a pass breakup at Nebraska
- ♦Recorded nine tackles with a tackle for loss and a fumble recovery in his first game with the Cowboys

LOGAN WILSON CAREER STATISTICS

YEAR	G	UT	AT	TT	SACKS/		TFL/		FR/		INT/
					YDS	YDS	FF	YDS	PBU	YDS	
2016	11	43	31	74	3.0/27	5.0/40	0	3/0	6	3/83	
Totals	11	43	31	74	3.0/27	5.0/40	0	3/0	6	3/83	

Single-game career highs

Solo: 8 (UNLV 2016) **Assisted:** 5, 2x (last: UNLV 2016)
Total tackles: 13 (UNLV 2016) **Fumble Recovery:** 1, 3x (last: UNLV 2016)

SECONDARY

6 Marcus Epps

Free Safety, 6-0, 203, Sophomore
Los Angeles, Calif. (Loyola)

2016

- ♦Tied a season-high with a team-leading 12 tackles vs. San Diego State
- ♦Had a season-best 12 tackles vs. UNLV including 10 solo stops
- ♦Posted five tackles including one tackle for loss against Utah State
- ♦Led the team with 8 tackles vs. Boise State including a tackle for loss
- ♦Picked off his third pass of 2016 vs. Air Force while adding seven tackles
- ♦Recorded nine tackles while forcing & recovering a fumble at CSU
- ♦Recorded two interceptions against EMU. First Cowboy to do so since 2014 when Tyran Finley had two against Fresno State.
- ♦Recorded 100th career tackle against UC Davis
- ♦Recorded 11 tackles at Nebraska
- ♦Recorded five tackles and a pass breakup against Northern Illinois
- 2015**
- ♦Recorded a career-high 13 tackles at Utah State and Colorado State
- ♦Led team with two interceptions on the season
- ♦Recorded first career interception at Washington State
- ♦Recorded 11 tackles against UND in his first career contest
- 2014**
- ♦Redshirted last season, will be making first career start

MARCUS EPPS CAREER STATISTICS

YEAR	G	UT	AT	TT	SACKS/		TFL/		FR/		INT/
					YDS	YDS	FF	YDS	PBU	YDS	
2015	11	59	24	83	0.0/0	2.0/5	1	0/0	6	2/27	
2016	11	58	34	92	0.0/0	5.5/13	2	1/0	8	3/94	
Totals	22	117	58	175	0.0/0	7.5/18	3	1/0	14	5/121	

Single-game career highs

Solo: 11 (Colorado State 2015) **Assisted:** 7 (San Diego State 2016)
Total tackles: 13 (Utah State & CSU 2015) **Forced Fumble:** 1, three times (last: CSU 2016)
Interceptions: 2 (Eastern Michigan 2016)

21 Antonio Hull

Cornerback, 5-10, 188, Sophomore
Diamond Bar, Calif. (Diamond Bar)

2016

- ♦Tied career high with 10 tackles vs. San Diego State
- ♦Had eight tackles vs. UNLV, tying a career-best with five solo stops
- ♦Recorded a career-high 10 tackles at Nevada
- ♦Had two interceptions vs. Air Force, marking 50th time in Wyoming history that a player recorded the feat
- ♦Tied a career high with eight tackles at Colorado State
- ♦Recorded first career interception against Eastern Michigan
- ♦Recorded a career-high eight tackles against UC Davis
- ♦Recorded two tackles and two pass breakups against Northern Illinois
- 2015**
- ♦Recorded a career-high six tackles at Utah State
- ♦Recorded five tackles against Air Force. Also recovered a fumble

ANTONIO HULL CAREER STATISTICS

YEAR	G	UT	AT	TT	SACKS/		TFL/		FR/		INT/
					YDS	YDS	FF	YDS	PBU	YDS	
2015	12	18	15	33	0.0/0	0.0/0	0	1/0	6	0/0	
2016	11	42	21	63	0.0/0	2.5/4	0	0/0	8	3/18	
Totals	23	60	36	96	0.0/0	2.5/4	0	1/0	14	3/18	

Single-game career highs

Solo: 6, 2x (last: San Diego State 2016) **Assisted:** 5, 2x (last: UNLV 2016)
Total tackles: 10, 2x (last: San Diego State 2016)



5 Rico Gafford

Cornerback, 5-11, 185, Junior
West Des Moines, Iowa (Iowa Western CC)

2016

- ♦Posted three tackles against San Diego State
- ♦Tied a career best with eight tackles against UNLV
- ♦Had a huge game vs. Utah State, recording eight solo stops, a forced fumble and two pass breakups
- ♦Had a forced fumble and an interception against Boise State
- ♦Recorded his first career interception against UC Davis
- ♦Recorded eight tackles in his Cowboy debut against Northern Illinois

2015

- ♦Recorded nine tackles with a tackle for loss and a fumble recovery in his first game with the Cowboys

RICO GAFFORD CAREER STATISTICS

YEAR	G	UT	AT	TT	SACKS/		TFL/	FR/	INT/	
					YDS	YDS	FF	YDS	PBU	YDS
2016	11	40	11	51	0.0/0	0.5/1	2	0/0	6	2/64
Totals	11	40	11	51	0.0/0	0.5/1	2	0/0	6	2/64

Single-game career highs

Solo: 8 (Utah State 2016) **Assisted:** 2, twice (last: Colorado State 2016)
Total tackles: 8, 3x (last: UNLV 2016)

19 Anthony Makransky

Cornerback, 5-10, 184, Sophomore
Friendswoods, Texas (Friendswood)

2015

- ♦Recorded his first career pass breakup against Eastern Michigan
- ♦Recorded eight total tackles against UND. Also added tackle for loss

2014

- ♦Redshirted

ANTHONY MAKRANSKY CAREER STATISTICS

YEAR	G	UT	AT	TT	SACKS/		TFL/	FR/	INT/	
					YDS	YDS	FF	YDS	PBU	YDS
2015	8	6	4	10	0.0/0	1.0/3	0	0/0	1	0/0
2016	0	0	0	0	0.0/0	0.0/0	0	0/0	0	0/0
Totals	8	6	4	10	0.0/0	1.0/3	0	0/0	1	0/0

Single-game career highs

Solo: 4 (North Dakota 2015) **Assisted:** 4 (North Dakota 2015)
Total tackles: 8 (North Dakota 2015)

31 Chavez Pownell Jr.

Strong Safety, 5-11, 198, Sophomore
Tampa, Fla. (Jefferson)

2016

- ♦Registered two tackles against Utah State
- ♦Posted two total tackles against Boise State

2015

- ♦Recorded 16 tackles in his career debut. It was the most tackles since Marqueston Huff recorded 20 against Nebraska in 2013.

2014

- ♦Redshirted

CHAVEZ POWNELL JR. CAREER STATISTICS

YEAR	G	UT	AT	TT	SACKS/		TFL/	FR/	INT/	
					YDS	YDS	FF	YDS	PBU	YDS
2015	11	10	8	18	0.0/0	0.0/0	0	0/0	0	0/0
2016	11	2	3	5	0.0/0	0.0/0	0	0/0	0	0/0
Totals	22	12	11	23	0.0/0	0.0/0	0	0/0	0	0/0

Single-game career highs

Solo: 9 (North Dakota 2015) **Assisted:** 7 (North Dakota 2015)
Total tackles: 16 (North Dakota 2015)

2 Robert Priester

Cornerback, 5-9, 180, Junior
Tampa, Fla. (Robinson)

2016

- ♦Recorded four tackles and three pass breakups against Utah State
- ♦Had a season high seven tackles and recovered a fumble vs. Boise State
- ♦Recorded one tackle against Northern Illinois

2015

- ♦Recorded a fumble recovery and pass breakup at San Diego State
- ♦Recorded his first career interception against Air Force. He also forced a fumble.

- ♦Tied a career-high with nine tackles against Eastern Michigan

- ♦Recorded six tackles against North Dakota

2014

- ♦Suffered season-ending injury versus Boise State.
- ♦Nice game against Hawai'i included 8 tackles, forced fumble, 1 PBU.
- ♦Career-high nine tackles vs. Florida Atlantic, including forced fumble.

ROBERT PRIESTER CAREER STATISTICS

YEAR	G	UT	AT	TT	SACKS/		TFL/	FR/	INT/	
					YDS	YDS	FF	YDS	PBU	YDS
2014	11	29	10	39	0.0/0	0.0/0	2	0/0	2	0/0
2015	11	36	14	50	0.0/0	2.0/2	1	1/5	3	1/0
2016	8	10	4	14	0.0/0	0.0/0	0	1/0	4	0/0
Totals	30	75	28	103	0.0/0	2.0/2	3	2/5	9	1/0

Single-game career highs

Solo: 7 (Hawai'i 2014)
Assisted: 2, twice (last: Boise State 2016)
Total tackles: 9 (Eastern Michigan 2015)
Forced fumbles: 1, three times (Air Force 2015)
Fumbles recovered: 1, twice (last: Boise St. 2016)
Passes broken up: 3 (Utah State 2016)
Interceptions: 1 (Air Force 2015)

28 Andrew Wingard

Free Safety, 6-0, 207, Sophomore
Arvada, Colo. (Ralston Valley)

2016

- ♦Big game vs. San Diego State: 11 tackles, one sack, 1.5 total TFL and one pass breakup

- ♦Recorded 11 tackles vs. UNLV

- ♦Posted a career-high 17 tackles at Colorado State, including his first career sack

- ♦Recorded a game-high 13 tackles at Nebraska. Also added his second career interception

- ♦Record a team-high 12 tackles and a tackle for loss against NIU

- ♦Recorded at least 10 tackles in six of his last seven games

2015

- ♦Second Team All-MW selection.

- ♦Ranked fifth in the nation in solo tackles with 6.9 per game.

- ♦Ranked second in the MW and 12th in the nation in tackles with 122

- ♦Recorded a career-high 16 tackles at San Diego State. He added a career-high 12 solo stops.

- ♦Leads the team with 113 tackles on the season ranking second in the MW and 10th in the nation. He leads all freshman in the nation in tackles

- ♦Recorded a career-high 15 tackles against Utah State

- ♦Recorded a team-high 10 tackles at Air Force

- ♦Led Wyoming with eight tackles at Appalachian State

- ♦Second on the Cowboys with 51 tackles and is tied for ninth in MW. Has most tackles in MW by a true freshman

- ♦Recorded a team-high 12 tackles against Eastern Michigan and Washington State.



ANDREW WINGARD CAREER STATISTICS

YEAR	G	UT	AT	TT	SACKS/		FF	FR/		INT/
					YDS	TFL/		YDS	PBU	
2015	12	83	39	122	0.0/0	7.0/18	1	0/0	3	1/0
2016	11	62	48	110	2.0/25	5.5/29	1	0/0	3	1/13
Totals	23	145	87	232	2.0/25	12.5/47	2	0/0	6	2/13

Single-game career highs

Solo: 12 (San Diego State 2015) **Assisted:** 7 (Colorado State 2016)
Total tackles: 17 (Colorado State 2016) **Interceptions:** 1, twice (last: Nebraska 2016)

SPECIAL TEAMS
KICKERS/PUNTERS

41 Ethan Wood

Punter/Kicker, 6-3, 176, Senior
Colorado Springs, Colo. (Liberty)

2016

- ♦Pinned San Diego State inside its own 20-yard line two times and averaged 39.8 yards per punt on four punts
- ♦Punted six times against UNLV, averaging 46.7 yards per punt and downing three punts inside the 20 with a long of 56 yards
- ♦Downed four punts inside Boise State's 20-yard line en route to Ray Guy Award Punter of the Week honors
- ♦Averaged 44.5 yards per punt at CSU, with four punts inside the 20
- ♦Pinned UC Davis inside their own 20-yard line three times
- ♦Recorded three punts averaging 43.3 yards per punt at Nebraska
- ♦Recorded six punts with an average of 39.2 per punt

2015

- ♦Sixth in the MW and 47th averaging 41.8 yards per punt
- ♦Tied a career-high with a 67 yard punt against Eastern Michigan
- ♦Recorded seven punts in the season opener against North Dakota

2014

- ♦Career day versus Utah State: 10 punts, 448 yards.
- ♦Eight punts for 332 yards against Air Force.

2013

- ♦Had career-long 64-yard punt versus Utah State.
- ♦Booted 46-yard punt versus San Jose State, pinning Spartans at their 1.
- ♦Averaged 45 yards per kick against Colorado State, including 62-yarder.
- ♦Punted seven times for 310 yards against Texas State.
- ♦Assumed kickoff duties versus Air Force, earning six touchbacks.
- ♦Punted five times for average of 38.6 yards per kick against UNC.
- ♦Recorded career-high seven punts against Idaho
- ♦Outstanding debut vs. Nebraska, averaging 52 yards per kick.

ETHAN WOOD CAREER STATISTICS

YEAR	G	PUNTS	PUNTING				TB	FC	LONG
			YARDS	AVG.	IN20	YDS			
2013	12	69	2899	42.0	17	8	4	64	
2014	12	66	2733	41.4	18	5	18	67	
2015	12	67	2800	41.8	19	4	9	67	
2016	11	55	2265	41.2	28	2	10	57	
Totals	47	257	10697	41.6	82	19	41	67	

Single-game career highs

Punts: 10 (Boise State 2014) **Punt yards:** 448 (Boise State 2014)
Long punt: 67 (Eastern Michigan 2015) **Kickoffs:** 9 (Air Force 2013)
Kickoff yards: 562 (Air Force 2013) **Kickoff touchbacks:** 9 (Air Force 2013)

94 Brendan Turelli

Long Snapper, 6-2, 230, Senior
Phoenix, Ariz. (Arcadia)

BRENDAN TURELLI CAREER STATISTICS

Games Played: 47 (12 in 2013, 12 in 2014, 12 in 2015, 11 in 2016)
Games Started: 47 (12 in 2013, 12 in 2014, 12 in 2015, 11 in 2016)

40 Cooper Rothe

Place-kicker, 5-11, 170, Freshman
Longmont, Colo. (Longmont)

2016

- ♦Made field goals of 32 and 34 yards vs. San Diego State while hitting 4-of-4 PATs
- ♦Made a career-long 46-yard field goal vs. UNLV while going 9-for-9 on PATs
- ♦Kicked a 20-yard field goal while going 7-for-7 on PATs vs. Utah State
- ♦Made 2-of-2 field goals vs. Boise State, hitting from 39 and a career-long 40 yards; also made 2-of-2 PATs
- ♦Made his lone FGA at Colorado State, connecting from 35 yards, while going 5-for-5 on PATs.
- ♦Made 1-of-3 field goals at Nebraska, connecting on a 27-yard kick
- ♦Made his first career field goal vs. NIU. Finished the contest 4-for-4 on extra points and 2-for-4 on field goals.

COOPER ROTHE CAREER STATISTICS

Year	G	PLACE-KICKING		
		XP-XPA	FG-FGA	Long
2016	11	53-53	12-18	46
Totals	11	53-53	12-18	46



Specialists

#41 Ethan Wood

Game-by-Game Kicking

2013 Season Punting						
Opponent	No.	Yards	Avg.	Long	In20	TB
at Nebraska	4	209	52.2	61	2	2
Idaho	7	274	39.1	50	1	1
Northern Colorado	5	193	38.6	54	1	1
at Air Force	3	154	51.3	58	1	0
at Texas State	7	310	44.3	59	1	1
New Mexico	5	195	39.0	43	1	1
Colorado State	7	316	45.1	62	2	1
at San Jose State	5	221	44.2	59	2	0
Fresno State	6	265	44.2	59	0	1
at Boise State	6	216	36.0	44	2	0
Hawai'i	5	169	33.8	48	1	0
at Utah State	9	377	41.9	64	3	0
Totals	69	2899	42.0	64	17	8

2013 Season Kickoffs					
Opponent	No.	Yards	Avg.	TB	OB
at Nebraska	0	0	0	0	0
Idaho	0	0	0	0	0
Northern Colorado	1	65	65.0	1	0
at Air Force	9	562	62.4	6	0
at Texas State	4	255	63.8	2	0
New Mexico	7	422	60.3	4	0
Colorado State	4	235	58.8	3	0
at San Jose State	8	475	59.4	3	1
Fresno State	3	184	61.3	1	0
at Boise State	2	128	64.0	0	0
Hawai'i	2	127	63.5	1	1
at Utah State	0	0	0	0	0
Totals	40	2453	61.3	21	2

2014 Season Punting						
Opponent	No.	Yards	Avg.	Long	In20	TB
Montana	5	222	44.4	57	2	0
Air Force	8	332	41.5	51	1	0
at Oregon	3	117	39.0	46	2	0
Florida Atlantic	7	300	42.9	58	2	0
at Michigan State	4	166	41.5	59	0	0
at Hawai'i	8	329	41.1	49	1	2
San José State	5	215	43.0	52	2	0
at Colorado State	3	120	40.0	43	0	0
at Fresno State	3	108	36.0	40	2	0
Utah State	7	259	37.0	45	2	1
Boise State	10	448	44.8	67	4	1
at New Mexico	3	117	39.0	47	0	1
Totals	66	2733	41.4	67	18	5

2015 Season Punting						
Opponent	No.	Yards	Avg.	Long	In20	TB
North Dakota	7	333	47.6	55	1	2
Eastern Michigan	3	150	50.0	67	2	0
at Washington St.	5	193	38.6	44	1	0
New Mexico	5	207	41.4	55	2	0
at Appalachian St.	5	183	36.6	43	1	1
at Air Force	8	377	47.1	62	4	1
Nevada	3	147	49.0	50	2	0
at Boise State	7	267	38.1	50	2	0
at Utah State	5	186	37.2	47	1	0
Colorado State	6	250	41.7	52	2	0
San Diego State	7	256	36.6	47	1	0
UNLV	6	251	41.8	48	0	0
Totals	61	2549	41.8	67	19	4

2016 Season Punting						
Opponent	No.	Yards	Avg.	Long	In20	TB
Northern Illinois	6	235	39.2	50	3	0
at Nebraska	3	130	43.3	57	1	0
UC Davis	4	134	33.5	36	3	0
at Eastern Mich.	6	224	37.3	40	4	0
at Colorado State	6	267	44.5	49	4	0
Air Force	8	307	38.4	49	3	1
at Nevada	3	115	38.3	44	1	0
Boise State	5	232	46.4	52	4	0
Utah State	4	182	45.5	54	0	1
at UNLV	6	280	46.7	56	3	0
San Diego State	4	159	39.8	48	2	0
Totals	55	2265	41.2	57	28	2

#40 Cooper Rothe

Game-by-Game Kicking

2016 Field Goals					
Opponent	XP- XPA	FG- FGA	Distances Made	Distances Missed	
Northern Illinois	4-4	2-4	35, 39	48, 37	
at Nebraska	2-2	1-3	27	46, 42	
UC Davis	6-6	1-1	21		
at Eastern Mich.	3-3	1-2	37	22	
at Colorado State	5-5	1-1	35		
Air Force	5-5	0-0			
at Nevada	6-6	0-0		47	
Boise State	2-2	2-2	40, 39		
Utah State	7-7	1-1	20		
at UNLV	9-9	1-1	46		
San Diego State	4-4	2-2	32, 34		
Totals	53-53	12-18			

2016 Season Kickoffs					
Opponent	No.	Yards	Avg.	TB	OB
Northern Illinois	6	374	62.3	3	0
at Nebraska	4	250	62.5	1	0
UC Davis	8	511	63.9	3	0
at Eastern Mich.	5	291	58.2	1	0
at Colorado State	7	456	65.1	4	0
Air Force	6	388	64.7	5	0
at Nevada	7	413	59.0	3	1
Boise State	6	386	64.3	2	0
Utah State	9	569	63.2	3	0
at UNLV	8	471	58.9	0	0
San Diego State	6	368	61.3	2	1
Totals	72	4477	61.9	27	2



Scoring

Wyoming scored...

60 points or more: 66 vs. UNLV (11/12/16)
50-59 points: 52 vs. Utah State (11/5/16)
40-49 points: 42 at Nevada (10/22/16)
30-39 points: 34 vs. San Diego State (11/19/16)
20-29 points: 24 at Eastern Michigan (9/23/16)
10-19 points: 17 at Nebraska (9/10/16)
Less than 10 points: 3 vs. San Diego State (11/14/15)
Shutout: 0 vs. TCU (10/9/10)

Opponent scored...

60 points or more: 69 by UNLV (11/12/16)
50-59 points: 52 by Nebraska (9/10/16)
40-49 points: 48 by Eastern Michigan (9/12/15)
30-39 points: 33 by San Diego State (11/19/16)
20-29 points: 28 by Utah State (11/5/16)
10-19 points: 17 by Colorado State (10/1/16)
Less than 10 points: 7 by Northern Colorado (9/14/13)
Shutout: 0 by Colorado State (11/20/10)

Rushing

Wyoming Gained...

500 yards: 504 vs. Northern Colorado (11/5/16)
400 yards: 430 vs. Eastern Michigan (9/12/15)
300 yards: 391 at Nevada (10/22/16)
200 yards: 205 vs. San Diego State (11/19/16)
100 yards: 151 vs. UNLV (11/12/16)
Less than 100 yards: 79 at Eastern Michigan (9/23/16)
Less than 0 yards: -21 vs. Boise State (9/18/10)

Opponent Gained...

500 yards: 548 by Wisconsin (10/6/73)
400 yards: 401 by UNLV (11/12/16)
300 yards: 302 by Utah State (10/30/15)
200 yards: 293 by Eastern Michigan (9/23/16)
100 yards: 178 by San Diego State (11/19/16)
Less than 100 yards: 74 by UC Davis (9/17/16)
Less than 0 yards: -3 by Virginia (9/1/07)

Passing

Wyoming Gained...

500 yards: Never (School record of 499 vs. Houston, 1987)
400 yards: 498 vs. Hawai'i (11/23/12)
300 yards: 334 vs. UNLV (11/12/16)
200 yards: 282 vs. San Diego State (11/19/16)
100 yards: 145 at Nevada (10/22/16)
Less than 100 yards: 83 vs. Utah State (10/30/15)

Opponent Gained...

500 yards: 587 by Idaho (8/31/96)
400 yards: 412 by Nebraska (9/10/16)
300 yards: 303 by Utah State (11/5/16)
200 yards: 211 by San Diego State (11/19/16)
100 yards: 188 by Air Force (10/8/16)
Less than 100 yards: 80 by Air Force (10/10/15)

Total Offense

Wyoming Gained...

700 yards total offense: 793 vs. Hawai'i (11/23/13)
600 yards total offense: 694 vs. Fresno State (11/1/14)
500 yards total offense: 528 vs. Utah State (11/5/16)
400 yards total offense: 487 vs. San Diego State (11/19/16)
300 yards total offense: 362 vs. Air Force (10/8/16)
200 yards total offense: 239 vs. Colorado State (11/7/15)
100 yards total offense: 191 vs. San Diego State (11/14/15)

Opponent Gained...

600 yards total offense: 653 by UNLV (11/12/16)
500 yards total offense: 500 by Eastern Michigan (9/23/16)
400 yards total offense: 414 by Utah State (11/5/16)
300 yards total offense: 389 by San Diego State (11/19/16)
200 yards total offense: 263 by UC Davis (9/17/16)
100 yards total offense: 189 by Texas State (9/10/11)

First Downs

Wyoming Gained...

30 first downs: 34 vs. Hawai'i (11/23/13)
25 first downs: 29 vs. San Diego State (11/19/16)
20 first downs: 20 vs. UNLV (11/12/16)
15 first downs: 19 vs. Colorado State (10/1/16)
10 first downs: 12 vs. San Diego State (11/14/15)
Less than 10 first downs: 8 vs. TCU (10/9/10)

Opponent Gained...

35 first downs: 35 by Ole Miss (9/25/04)
30 first downs: 31 by UNLV (11/12/16)
25 first downs: 25 by Nebraska (9/10/16)
20 first downs: 21 by Utah State (11/5/16)
15 first downs: 17 by San Diego State (11/19/16)
10 first downs: 12 by Air Force (10/8/16)
Less than 10 first downs: 5 by Virginia (9/1/07)

Passing Attempts

Wyoming attempted...

65 passes: 67 vs. Air Force (9/19/92)
55 passes: 55 vs. San Diego State (11/19/05)
50 passes: 50 vs. Texas (9/12/09)
45 passes: 48 vs. Hawai'i (11/23/13)
40 passes: 42 vs. New Mexico (9/26/15)
35 passes: 36 vs. Washington State (9/19/15)
30 passes: 31 vs. San Diego State (11/19/16)
25 passes: 26 vs. Utah State (11/5/16)
20 passes: 21 vs. San Diego State (11/14/15)
10 passes: 15 at Nevada (10/22/16)

Opponent attempted...

55 passes: 55 by Bowling Green (9/17/11)
50 passes: 50 by Hawai'i (11/23/13)
45 passes: 45 by Utah State (11/5/16)
40 passes: 42 by Colorado State (10/1/16)
35 passes: 36 by Boise State (10/29/16)
30 passes: 33 by UNLV (11/12/16)
25 passes: 27 by San Diego State (11/19/16)
20 passes: 23 by North Dakota (9/5/15)
15 passes: 19 by Air Force (10/8/16)
10 passes: 10 by Air Force (10/10/15)

Pass Completions

Wyoming completed...

35 passes: 35 vs. Air Force (9/21/13)
30 passes: 30 vs. New Mexico (9/26/15)
25 passes: 25 vs. Washington State (9/19/15)
20 passes: 20 vs. North Dakota (9/5/15)
15 passes: 16 vs. San Diego State (11/19/16)
10 passes: 14 vs. UNLV (11/12/16)
Less than 10 passes: 7 vs. Colorado State (10/1/16)

Opponent completed...

35 passes: 37 by Washington State (9/19/15)
30 passes: 31 by Nevada (10/22/16)
25 passes: 25 by Utah State (11/5/16)
20 passes: 20 by UNLV (11/12/16)
15 passes: 15 by San Diego State (11/19/16)
10 passes: 12 by San Diego State (11/14/15)
Less than 10 passes: 6 by Air Force (10/8/16)

Total Plays

Wyoming ran...

95 offensive plays: 98 vs. Hawai'i (11/23/13)
90 offensive plays: 94 vs. New Mexico (11/29/14)
80 offensive plays: 84 vs. San Diego State (11/19/16)
70 offensive plays: 72 vs. Utah State (11/5/16)
60 offensive plays: 66 vs. UNLV (11/12/16)
50 offensive plays: 53 vs. San Diego State (11/14/15)
40 offensive plays: 45 vs. TCU (10/9/10)

Opponent ran...

100 offensive plays: 100 by Ole Miss (9/25/04)
95 offensive plays: 97 by UNLV (11/12/16)
90 offensive plays: 92 by Hawai'i (11/23/13)
80 offensive plays: 81 by Nevada (10/22/16)
70 offensive plays: 75 by Colorado State (10/1/16)
60 offensive plays: 69 by Utah State (11/5/16)
50 offensive plays: 58 by San Diego State (11/19/16)
40 offensive plays: 46 by Appalachian State (10/3/15)
30 offensive plays: 39 by New Mexico (11/29/14)



Miscellaneous Team Last Times

Had 400 Total Yards in a Half

Wyoming: 491 vs. Hawai'i, first half (11/23/13)
Opponent: 409 by Boise State, first half (11/18/10)

Had 300 Total Yards in a Half

Wyoming: 315 vs. Utah State, first half (11/5/16)
Opponent: 321 by UNLV, first half (11/12/16)

Seven Turnovers Forced in a Game

Wyoming: NA
Opponent: 7, Ohio forced seven Wyoming turnovers (9/22/07) (Five interceptions and two fumble recoveries)

Six Turnovers Forced in a Game

Wyoming: 6 vs. Bowling Green (9/17/11) (Two interceptions and four fumble recoveries)
Opponents: 6, Nebraska forced six Wyoming turnovers (9/10/16) (five interceptions and one fumble recoveries)

Five Turnovers Forced in a Game

Wyoming: 5 vs. TCU (11/5/11) (One interception and four fumble recoveries)
Opponents: 5, Utah forced five Wyoming turnovers (10/11/08) (Three interceptions and two fumble recoveries)

Four Turnovers Forced in a Game

Wyoming: 4 vs. Eastern Michigan (9/23/16) (Four interceptions)
Opponents: 4, Colorado State forced four Wyoming turnovers (11/7/15) (one interception and three fumble recoveries)

Six Interceptions Forced in a Game

Wyoming: NA
Opponent: 6, San Diego State intercepted six passes vs. Wyoming (11/17/01)

Five Interceptions Forced in a Game

Wyoming: 5 vs. Weber State (9/5/09)
Opponent: 5, Nebraska intercepted five passes vs. Wyoming (9/10/16)

Four Interceptions Forced in a Game

Wyoming: 4 vs. Eastern Michigan (9/23/16)
Opponents: 4 by Bowling Green (9/27/08)

Three Interceptions Forced in a Game

Wyoming: 3 vs. Air Force (10/8/16)
Opponents: 3 by Temple (12/17/11)

Four Fumble Recoveries in a Game

Wyoming: 4 vs. TCU (11/5/11)
Opponent: 4 by Air Force (9/6/08)

Three Fumble Recoveries in a Game

Wyoming: 3 vs. Hawai'i (10/11/14)
Opponent: 3 by Colorado State (11/7/15)

Scored 40 Points in a Half

Wyoming: 42 vs. Air Force, first half (9/21/13)
Opponent: 42 by Michigan State, first half (9/27/14)

Scored 30 Points in a Half

Wyoming: 35 vs. Utah State first half (11/5/16)
Opponent: 30 by UNLV, first half (11/12/16)

Scored 20 Points in a Half

Wyoming: 24 vs. San Diego State, second half (11/19/16)
Opponent: 22 by UNLV, second half (11/12/16)

Scored 20 Points in a Quarter

Wyoming: 21 vs. UNLV, second and fourth quarters (11/12/16)
Opponent: 20 by UNLV, second quarter (11/12/16)

Shutouts

Wyoming shutout an opponent: 44-0 vs. Colorado State (11/20/10)
An opponent shutout Wyoming: 0-45 by TCU (10/9/10)

Had a Shutout in a Half

Wyoming: Wyoming shut out Colorado State in the second half (10/1/16)
Opponent: San Diego State shut out Wyoming in the first half (11/14/15)

Tie Games

The last time Wyoming played in a tie game:
28-28 vs. UTEP (9/28/91)

Games on Artificial Turf

The last time Wyoming played on artificial turf:
Wyoming 34, San Diego State at War Memorial Stadium in Laramie (11/19/16)
The last time Wyoming won on artificial turf:
Wyoming 52, Utah State 28 at War Memorial Stadium in Laramie (11/5/16)

Games on Grass

The last time Wyoming played on grass:
San Diego State 38, Wyoming 3 at Qualcomm Stadium in San Diego, Calif. (11/14/15)
The last time Wyoming won on grass:
Wyoming 30, San Diego State 27 at Qualcomm Stadium in San Diego, Calif. (10/29/11)



Individual Last Times

- 200 Yards Rushing**
Wyoming: 289 Brian Hill, Nevada (10/22/16)
Opponent: 201 Kapri Bibbs, Colorado State (10/19/13)
- 150 Yards Rushing**
Wyoming: 164 by Brian Hill, Colorado State (10/1/16)
Opponent: 157, Kurt Palandech, UNLV (11/12/16)
- 100 Yards Rushing**
Wyoming: 131, Brian Hill at San Diego State (11/19/16)
Opponent: 143, Jeremy McNichols, Boise State (10/29/16)
- Three Players Same Team with 100-yards Rushing**
Wyoming: 151 Alvester Alexander, 122 Robert Herron and 119 Austyn Carta-Samuels vs. New Mexico (11/6/10)
Opponent: NA
- Two Players Same Team with 100-yards Rushing**
Wyoming: 138 Brett Smith and 116 Shaun Wick vs. New Mexico (10/12/13)
Opponent: 152, Chase Price, San Diego State (11/14/15), 140 Donnell Pumphrey, San Diego State (11/14/15)
- 500 Yards Passing**
Wyoming: N/A
Opponent: 542 Ryan Fien, Idaho (8/31/96)
- 400 Yards Passing**
Wyoming: 498 Brett Smith vs. Hawai'i (11/23/13)
Opponent: 499 Sean Schroeder, Hawai'i (11/23/13)
- 300 Yards Passing**
Wyoming: 334, Josh Allen at UNLV in three overtimes (11/12/16)
Opponent: 300, Ty Gangi, Nevada (10/22/16)
- 200 Yards Receiving**
Wyoming: 219 Chris McNeill vs. Idaho in overtime (9/22/12)
Opponent: 226 Jimmy Young, TCU (10/25/08)
- 100 Yards Receiving**
Wyoming: 184 Tanner Gentry at UNLV in 3 overtimes (11/12/16)
Opponent: 127 Devonte Boyd of UNLV (11/12/16)
- Three Players Same Team with 100-yards Receiving**
Wyoming: N/A
Opponent: 171 Tyler Winston, 129 Chandler Jones and 119 Billy Freeman, San Jose State (10/26/13)
- Two Players Same Team with 100-yards Receiving**
Wyoming: 104 Tanner Gentry vs. Northern Illinois (9/3/16) and 106 Jake Maulhardt vs. Northern Illinois (9/3/16)
Opponent: 109 Alonzo Moore and 105 Jordan Westerkamp of Nebraska (9/10/16)
- Three or More Touchdown Passes Thrown**
Wyoming: 4 by Josh Allen at UNLV (11/12/16)
Opponent: 3 by Kurt Palandech of UNLV (11/12/16)
- Three or More Receiving Touchdowns**
Wyoming: 3 by Tanner Gentry at UNLV (11/12/16)
Opponent: 4 by Chris Gant, Hawai'i (11/23/13)
- Four or More Rushing Touchdowns:**
Wyoming: 5 by Alvester Alexander vs. Colorado State (11/20/10)
Opponent: 4 by Adam Muema, San Diego State (11/24/12)
- Three Rushing Touchdowns:**
Wyoming: 3 by Brian Hill at UNLV (11/12/16)
Opponent: 3 by Damion Hobbs, Nevada (11/5/16)
- Three Interceptions by One Player in the Same Game**
Wyoming: 3 by Shamiel Gary vs. Weber State (9/5/09)
Opponent: NA
- Two Interceptions by One Player in the Same Game**
Wyoming: 2 by Antonio Hull vs. Air Force (10/8/16)
Opponent: 2 by Torry McTyer of UNLV (11/12/16)
- Three Fumble Recoveries by One Player in the Same Game**
Wyoming: NA
Opponent: 3 by Justin Luetzgerodt, Brigham Young (11/12/05)

Miscellaneous Individual Last Times

- Punt Return for a Touchdown**
Wyoming: Austin Conway vs. UNLV, 60 yards (11/12/16)
Opponent: Donte Deayon, Boise State, 75 yards (11/22/14)
- Kickoff Return for a Touchdown (and Two Kickoff Returns for a Touchdown)**
Wyoming: Devin Moore vs. Colorado State, 98 yards (11/23/07)
Opponent: Rashaad Penny, San Diego State, 93 yards (11/19/16)
Juwan Washington, San Diego State, 92 yards (11/19/16)
- Interception Return for a Touchdown**
Wyoming: Chase Appleby vs. Colorado State, 55 yards (10/1/16)
Opponent: K. Williams, Nebraska, 23 yards (9/10/16)
- Two Interception Returns for Touchdowns by the Same Team**
Wyoming: Marcus Epps vs. Eastern Michigan, 66 yards (9/23/16)
Logan Wilson vs. Eastern Michigan, 27 yards (9/23/16)
Opponent: Stephen Persley, New Mexico, 6 yards (10/6/01)
David Crockett, New Mexico, 17 yards (10/6/01)
- Fumble Return for a Touchdown**
Wyoming: D.J. May vs. Air Force, 15 yards (10/8/16)
Opponent: K Culberson, UC Davis, 21 yards (9/17/16)
- Recovered Fumble in End Zone for a Touchdown**
Wyoming: Logan Wilson vs. UNLV (11/12/16)
Opponent: Shea McClellin, Boise State, (9/18/10)
- Fake Punt for a Touchdown**
Wyoming: Brett Ralph vs. Nevada, 35 yards (9/23/00)
Opponent: N/A
- Blocked Punt Return for a Touchdown**
Wyoming: Ghaali Muhammad vs. Texas, 6 yards (9/12/09)
(Punt blocked by Luke Ruff)
Opponent: Jon rocquemore, Utah state, 14 yards (10/30/15)
- Blocked Field Goal for a Touchdown**
Wyoming: N/A
Opponent: Sidney Hodge, UNLV, 53 yards (11/17/12)
- Safety** Wyoming: Team, Wyoming (10/29/16)
Opponent: Team, BYU (10/23/10)



Wyoming Cowboys
Wyoming Cowboys Overall Team Statistics (as of Nov 19, 2016)
All games

Team Statistics	WY	OPP
SCORING	423	370
Points Per Game	38.5	33.6
Points Off Turnovers	86	68
FIRST DOWNS	252	240
Rushing	121	85
Passing	112	139
Penalty	19	16
RUSHING YARDAGE	2414	1825
Yards gained rushing	2689	2146
Yards lost rushing	275	321
Rushing Attempts	505	403
Average Per Rush	4.8	4.5
Average Per Game	219.5	165.9
TDs Rushing	25	22
PASSING YARDAGE	2504	3190
Comp-Att-Int	161-287-11	223-392-13
Average Per Pass	8.7	8.1
Average Per Catch	15.6	14.3
Average Per Game	227.6	290.0
TDs Passing	24	21
TOTAL OFFENSE	4918	5015
Total Plays	792	795
Average Per Play	6.2	6.3
Average Per Game	447.1	455.9
KICK RETURNS: #-Yards	27-614	44-1110
PUNT RETURNS: #-Yards	24-191	14-77
INT RETURNS: #-Yards	13-327	11-60
KICK RETURN AVERAGE	22.7	25.2
PUNT RETURN AVERAGE	8.0	5.5
INT RETURN AVERAGE	25.2	5.5
FUMBLES-LOST	14-7	23-8
PENALTIES-Yards	49-467	66-593
Average Per Game	42.5	53.9
PUNTS-Yards	55-2265	55-2419
Average Per Punt	41.2	44.0
Net punt average	39.1	39.1
KICKOFFS-Yards	73-4522	65-4054
Average Per Kick	61.9	62.4
Net kick average	37.5	38.7
TIME OF POSSESSION/Game	31:34	28:26
3RD-DOWN Conversions	71/157	70/166
3rd-Down Pct	45%	42%
4TH-DOWN Conversions	7/10	4/11
4th-Down Pct	70%	36%
SACKS BY-Yards	27-218	19-132
MISC YARDS	0	0
TOUCHDOWNS SCORED	55	47
FIELD GOALS-ATTEMPTS	12-18	15-21
ON-SIDE KICKS	0-0	1-2
RED-ZONE SCORES	(40-44) 91%	(34-39) 87%
RED-ZONE TOUCHDOWNS	(32-44) 73%	(25-39) 64%
PAT-ATTEMPTS	(53-53) 100%	(41-44) 93%
ATTENDANCE	124859	174074
Games/Avg Per Game	6/20810	5/34815
Neutral Site Games		0/0

Score by Quarters	1st	2nd	3rd	4th	OT	Total
Wyoming Cowboys	64	153	100	79	27	423
Opponents	51	116	79	100	24	370

Wyoming Cowboys
Wyoming Cowboys Overall Individual Statistics (as of Nov 19, 2016)
All games

Rushing	gp	att	gain	loss	net	avg	td	lg	avg/g
HILL, Brian	11	281	1575	27	1548	5.5	18	59	140.7
ALLEN, Josh	11	112	653	168	485	4.3	6	38	44.1
WICK, Shaun	11	67	261	29	232	3.5	1	17	21.1
CONWAY, Austin	11	16	117	17	100	6.2	0	42	9.1
EVANS, Nico	11	11	42	9	33	3.0	0	18	3.0
GENTRY, Tanner	11	6	39	9	30	5.0	0	15	2.7
HOLLISTER, J.	11	1	2	0	2	2.0	0	2	0.2
TEAM	9	11	0	16	-16	-1.5	0	0	-1.8
Total	11	505	2689	275	2414	4.8	25	59	219.5
Opponents	11	403	2146	321	1825	4.5	22	76	165.9

Passing	gp	effic	comp-att-int	pct	yds	td	lg	avg/g
ALLEN, Josh	11	150.32	160-282-11	56.7	2500	23	54	227.3
TEAM	9	0.00	0-4-0	0.0	0	0	0	0.0
CONWAY, Austin	11	463.60	1-1-0	100.0	4	1	4	0.4
Total	11	149.32	161-287-11	56.1	2504	24	54	227.6
Opponents	11	136.29	223-392-13	56.9	3190	21	75	290.0

Receiving	gp	no.	yds	avg	td	lg	avg/g
GENTRY, Tanner	11	57	1020	17.9	11	54	92.7
MAULHARDT, J.	11	30	474	15.8	4	45	43.1
HOLLISTER, J.	11	27	468	17.3	6	37	42.5
JOHNSON, C.J.	11	15	241	16.1	2	37	21.9
CONWAY, Austin	11	9	86	9.6	0	24	7.8
HILL, Brian	11	5	31	6.2	0	13	2.8
PRICE, James	11	4	59	14.8	0	23	5.4
HARSHMAN, J.	11	3	19	6.3	0	9	1.7
VAN MAANEN, D.	11	2	25	12.5	0	22	2.3
MAYFIELD, Tyree	11	2	18	9.0	0	11	1.6
WICK, Shaun	11	2	18	9.0	0	20	1.6
PARKER, Joseph	8	2	13	6.5	0	14	1.6
ELLIS, Jordan	10	1	15	15.0	0	15	1.5
EVANS, Nico	11	1	13	13.0	0	13	1.2
ALLEN, Josh	11	1	4	4.0	1	4	0.4
Total	11	161	2504	15.6	24	54	227.6
Opponents	11	223	3190	14.3	21	75	290.0

Punt Returns	no.	yds	avg	td	lg
CONWAY, Austin	24	191	8.0	1	60
Total	24	191	8.0	1	60
Opponents	14	77	5.5	0	21

Interceptions	no.	yds	avg	td	lg
EPPE, Marcus	3	94	31.3	1	66
HULL, Antonio	3	18	6.0	0	25
WILSON, Logan	3	83	27.7	1	56
GAFFORD, Rico	2	64	32.0	0	32
WINGARD, Andrew	1	13	13.0	0	13
APPLEBY, Chase	1	55	55.0	1	55
Total	13	327	25.2	3	66
Opponents	11	60	5.5	1	27

Kick Returns	no.	yds	avg	td	lg
MAY, D.J.	16	447	27.9	0	59
EVANS, Nico	3	58	19.3	0	24
GAFFORD, Rico	2	35	17.5	0	23
CONWAY, Austin	2	47	23.5	0	28
WACHA, Lucas	1	6	6.0	0	6
HARSHMAN, J.	1	1	1.0	0	0
VAN MAANEN, D.	1	12	12.0	0	12
WATSON, Jaylon	1	8	8.0	0	8
Total	27	614	22.7	0	59
Opponents	44	1110	25.2	2	93

Fumble Returns	no.	yds	avg	td	lg
MAY, D.J.	1	15	15.0	1	15
WILSON, Logan	0	0	0.0	1	0
Total	1	15	15.0	2	15
Opponents	2	30	15.0	1	21

Wyoming Cowboys
Wyoming Cowboys Overall Individual Statistics (as of Nov 19, 2016)
All games

Scoring	td	fg	PAT				dpx	saf	pts
			kick	rush	rcv	pass			
HILL, Brian	18	-	-	-	-	-	-	108	
ROTHER, Cooper	-	12-18	53-53	-	-	-	-	89	
GENTRY, Tanner	11	-	-	-	-	-	-	66	
ALLEN, Josh	7	-	-	-	-	1-1	-	42	
HOLLISTER, J.	6	-	-	-	-	-	-	36	
MAULHARDT, J.	4	-	-	-	1	-	-	26	
WILSON, Logan	2	-	-	-	-	-	-	12	
JOHNSON, C.J.	2	-	-	-	-	-	-	12	
CONWAY, Austin	1	-	-	-	-	-	-	6	
EPPS, Marcus	1	-	-	-	-	-	-	6	
WICK, Shaun	1	-	-	-	-	-	-	6	
APPLEBY, Chase	1	-	-	-	-	-	-	6	
MAY, D.J.	1	-	-	-	-	-	-	6	
TEAM	-	-	-	-	-	-	1	2	
Total	55	12-18	53-53	-	1	1-1	-	423	
Opponents	47	15-21	41-44	0-1	1	1-2	-	370	

Total Offense	g	plays	rush	pass	total	avg/g
ALLEN, Josh	11	394	485	2500	2985	271.4
HILL, Brian	11	281	1548	0	1548	140.7
WICK, Shaun	11	67	232	0	232	21.1
CONWAY, Austin	11	17	100	4	104	9.5
EVANS, Nico	11	11	33	0	33	3.0
GENTRY, Tanner	11	6	30	0	30	2.7
HOLLISTER, J.	11	1	2	0	2	0.2
TEAM	9	15	-16	0	-16	-1.8
Total	11	792	2414	2504	4918	447.1
Opponents	11	795	1825	3190	5015	455.9

Field Goals	fg	pct.	01-19	20-29	30-39	40-49	50-99	lg	blk
ROTHER, Cooper	12-18	66.7	0-0	3-4	7-8	2-6	0-0	46	1

FG Sequence	Wyoming Cowboys	Opponents
Northern Illinois	(35),(39),48,37	53,38
Nebraska	42,46,(27)	(29)
UC DAVIS	(21)	(41),53
Eastern Michigan	(37),22	(46),(29)
Colorado State	(35)	(36),24
Air Force	-	(47),(41)
Nevada	47	(45),(44),37
Boise State	(40),(39)	-
Utah State	(20)	47
UNLV	(46)	(30),(25),(27),(40)
San Diego State	(32),(34)	(27),(31)

Punting	no.	yds	avg	lg	tb	fc	i20	50+	blk
WOOD, Ethan	55	2265	41.2	57	2	10	28	8	0
Total	55	2265	41.2	57	2	10	28	8	0
Opponents	55	2419	44.0	66	4	10	15	15	0

Kickoffs	no.	yds	avg	tb	ob	retn	net	ydln
ROTHER, Cooper	72	4477	62.2	27	2			
WOOD, Ethan	1	45	45.0	0	0			
Total	73	4522	61.9	27	2	25.2	37.5	27
Opponents	65	4054	62.4	37	1	22.7	38.7	26

Numbers in (parentheses) indicate field goal was made.

Wyoming Cowboys
Wyoming Cowboys Overall Individual Statistics (as of Nov 19, 2016)
All games

All Purpose	g	rush	rcv	pr	kr	ir	total	avg/g
HILL, Brian	11	1548	31	0	0	0	1579	143.5
GENTRY, Tann	11	30	1020	0	0	0	1050	95.5
ALLEN, Josh	11	485	4	0	0	0	489	44.5
MAULHARDT, J.	11	0	474	0	0	0	474	43.1
HOLLISTER, J.	11	2	468	0	0	0	470	42.7
MAY, D.J.	10	0	0	0	447	0	447	44.7
CONWAY, Austi	11	100	86	191	47	0	424	38.5
WICK, Shaun	11	232	18	0	0	0	250	22.7
JOHNSON, C.J.	11	0	241	0	0	0	241	21.9
EVANS, Nico	11	33	13	0	58	0	104	9.5
GAFFORD, Rico	11	0	0	0	35	64	99	9.0
EPPS, Marcus	11	0	0	0	0	94	94	8.5
WILSON, Logan	11	0	0	0	0	83	83	7.5
PRICE, James	11	0	59	0	0	0	59	5.4
APPLEBY, Chas	11	0	0	0	0	55	55	5.0
VAN MAANEN,	11	0	25	0	12	0	37	3.4
HARSHMAN, J.	11	0	19	0	1	0	20	1.8
HULL, Antonio	11	0	0	0	0	18	18	1.6
MAYFIELD, Tyr	11	0	18	0	0	0	18	1.6
ELLIS, Jordan	10	0	15	0	0	0	15	1.5
WINGARD, Andr	11	0	0	0	0	13	13	1.2
PARKER, Josep	8	0	13	0	0	0	13	1.6
WATSON, Jaylo	8	0	0	0	8	0	8	1.0
WACHA, Lucas	11	0	0	0	6	0	6	0.5
TEAM	9	-16	0	0	0	0	-16	-1.8
Total	11	2414	2504	191	614	327	6050	550.0
Opponents	11	1825	3190	77	1110	60	6262	569.3

Wyoming Cowboys
Wyoming Cowboys Overall Defensive Statistics (as of Nov 19, 2016)
All games

#	Defensive Leaders	gp	Tackles				tfl/yds	Sacks	Pass defense			Fumbles		blkd	
			ua	a	tot	no-yds		int-yds	brup	qbh	rcv-yds	ff	kick	saf	
28	WINGARD, Andrew	11	62	48	110	5.5-29	2.0-25	1-13	2	.	.	1	.	.	
6	EPPS, Marcus	11	58	34	92	5.5-13	.	3-94	5	.	1-0	2	.	.	
45	WACHA, Lucas	11	49	40	89	7.0-37	3.0-27	.	1	.	1-0	.	.	.	
30	WILSON, Logan	11	43	31	74	5.0-40	3.0-27	3-83	3	.	3-0	.	.	.	
1	HULL, Antonio	11	42	21	63	2.5-4	.	3-18	5	
7	MAY, D.J.	10	29	25	54	7.5-28	2.0-18	.	3	.	1-15	1	.	.	
5D	GAFFORD, Rico	11	40	11	51	0.5-1	.	2-64	4	.	.	2	.	.	
57	APPLEBY, Chase	11	12	17	29	6.0-38	2.0-19	1-55	1	2	.	2	.	.	
42	PROSSER, Kevin	11	15	12	27	9.0-46	5.5-36	.	.	4	
93	GHAIFAN, Y.	11	8	11	19	1.5-3	1.0-2	.	1	
91	GRANDERSON, C.	6	9	10	19	6.0-38	4.0-35	.	1	3	.	1	.	.	
53	HALL, Josiah	11	5	11	16	
2	PRIESTER, R.	8	10	4	14	.	.	.	4	.	1-0	.	.	.	
58	LOLOHEA, Nela	11	6	6	12	2.0-8	1.0-7	.	2	
96	MALAUULU, S.	9	5	5	10	1.0-2	
87	CAIN, Conner	11	5	5	10	2.5-10	1.5-9	.	.	1	1-0	.	.	.	
85	MAYFIELD, Tyree	11	6	3	9	
3D	HALLIBURTON, A.	11	5	4	9	
23	KAMANA, Tim	11	6	2	8	0.5-1	.	.	1	
8	ORTIZ, Jalen	11	5	3	8	1	.	.	
46	MALUIA, Cassh	10	7	.	7	
38	WATSON, Jaylon	8	4	2	6	
22	EVANS, Nico	11	4	1	5	
31	POWELL, Chavez	11	2	3	5	
13	OKWOLI, John	11	.	3	3	
92	WINDSOR, Shiloh	4	1	1	2	
11	NZEOCHA, Eric	9	2	.	2	
40	ROTHER, Cooper	11	.	2	2	
21	WICK, Shaun	11	2	.	2	
94	TURELLI, B.	11	1	1	2	
98	FIELDS, Dalton	10	2	.	2	2.0-13	2.0-13	
9	HALL, Tyler	6	1	.	1	.	.	.	1	
16	HALL, Milo	3	1	.	1	
17	ALLEN, Josh	11	1	.	1	
59	CUMMINGS, Ryan	7	1	.	1	
	TM TEAM	9	1	
	Total	11	449	316	765	64-311	27-218	13-327	34	10	8-15	10	.	1	
	Opponents	11	393	480	873	58-239	19-132	11-60	28	13	7-30	8	1	.	

Wyoming Cowboys
Wyoming Cowboys Team Game-by-Game (as of Nov 19, 2016)
All games

TEAM STATISTICS

Date	Opponent	Rushing				Receiving				Passing				Kick Returns				Punt Returns				tot off
		no.	yds	td	lg	no.	yds	td	lg	cmp-att-int	yds	td	lg	no.	yds	td	lg	no.	yds	td	lg	
Sep 03	NORTHERN ILLINOIS	56	243	3	25	19	245	2	44	19-29-0	245	2	44	3	95	0	48	5	-1	0	7	488
Sep 10	at Nebraska	31	131	1	42	16	189	1	35	16-32-5	189	1	35	2	40	0	24	1	25	0	25	320
Sep 17	UC DAVIS	48	274	3	59	11	198	3	39	11-15-0	198	3	39	2	47	0	28	1	18	0	18	472
Sep 23	at Eastern Michigan	38	79	1	8	19	234	0	42	19-29-1	234	0	42	3	31	0	18	1	2	0	2	313
Oct 01	at Colorado State	49	269	3	49	7	165	1	36	7-18-0	165	1	36	2	40	0	24	2	35	0	38	434
Oct 08	AIR FORCE	48	189	1	32	15	173	3	32	15-27-0	173	3	32	3	47	0	25	4	22	0	24	362
Oct 22	at Nevada	55	391	5	56	10	149	1	54	10-15-0	149	1	54	2	44	0	28	1	21	0	21	540
Oct 29	BOISE STATE	49	215	0	27	18	274	3	29	18-31-1	274	3	29	0	0	0	0	2	-1	0	4	489
Nov 05	UTAH STATE	46	267	3	56	16	261	4	46	16-26-1	261	4	46	2	35	0	23	1	8	0	8	528
Nov 12	at UNLV	32	151	3	20	14	334	4	48	14-34-2	334	4	48	7	211	0	59	3	63	1	60	485
Nov 19	SAN DIEGO STATE	53	205	2	15	16	282	2	45	16-31-1	282	2	45	1	24	0	24	3	-1	0	1	487
Opponents		505	2414	25	59	161	2504	24	54	161-287-11	2504	24	54	27	614	0	59	24	191	1	60	4918
Opponents		403	1825	22	76	223	3190	21	75	223-392-13	3190	21	75	44	1110	2	93	14	77	0	21	5015

Games: 11 • Avg/rush: 4.8 • Avg/catch: 15.6 • Pass effic: 149.32 • KR avg: 22.7 • PR avg: 8.0 • All purpose avg/game: 550.0 • Total offense avg/gm: 447.1

Date	Opponent	Tackles				Sacks no-yds	Fumble		Pass Defense			blkd kick	PAT Attempts			off					
		ua	a	total	tfl-yds		ff	fr-yds	int-yds	qbh	brup		kick	rush	rcv	saf	t/o	pts			
Sep 03	NORTHERN ILLINOIS	47	22	69	7.0-21	1.0-10	0	1-0	0-0	0	6	0	4-4	0	0	0	0	0	0	0	40
Sep 10	at Nebraska	39	36	75	5.0-25	2.0-19	1	0-0	1-13	1	4	0	2-2	0	0	0	0	0	0	0	17
Sep 17	UC DAVIS	37	18	55	6.0-22	2.0-13	2	1-0	1-32	0	1	0	6-6	0	0	0	0	0	10	45	
Sep 23	at Eastern Michigan	32	48	80	6.0-23	2.0-18	0	0-0	4-119	6	3	0	3-3	0	0	0	0	24	24		
Oct 01	at Colorado State	36	38	74	5.0-50	3.0-37	1	1-0	1-55	3	3	0	5-5	0	0	0	0	14	38		
Oct 08	AIR FORCE	30	24	54	7.0-33	3.0-26	0	1-15	3-20	0	1	0	5-5	0	0	0	0	7	35		
Oct 22	at Nevada	51	22	73	4.0-21	2.0-12	0	0-0	1-0	0	2	0	6-6	0	0	0	0	0	42		
Oct 29	BOISE STATE	44	18	62	7.0-39	3.0-26	4	1-0	1-32	0	1	0	2-2	0	1	1	7	30			
Nov 05	UTAH STATE	40	24	64	6.0-28	3.0-24	2	1-0	1-56	0	10	0	7-7	0	0	0	14	52			
Nov 12	at UNLV	63	36	99	5.0-28	2.0-16	0	1-0	0-0	0	0	0	9-9	0	0	0	7	66			
Nov 19	SAN DIEGO STATE	30	30	60	6.0-21	4.0-17	0	1-0	0-0	0	3	0	4-4	0	0	0	3	34			
Opponents		449	316	765	64.0-311	27.0-218	10	8-15	13-327	10	34	0	53-53	0	1	1	86	423			
Opponents		393	480	873	58.0-239	19.0-132	8	7-30	11-60	13	28	1	41-44	0	1	0	68	370			

Date	Opponent	Punting									Field Goals			Kickoffs				
		no.	yds	avg	long	blkd	tb	fc	50+	i20	md-att	long	blkd	no.	yds	avg	tb	ob
Sep 03	NORTHERN ILLINOIS	6	235	39.2	50	0	0	0	1	3	2-4	39	0	6	374	62.3	3	0
Sep 10	at Nebraska	3	130	43.3	57	0	0	0	1	1	1-3	27	0	4	250	62.5	1	0
Sep 17	UC DAVIS	4	134	33.5	36	0	0	1	0	3	1-1	21	0	8	511	63.9	3	0
Sep 23	at Eastern Michigan	6	224	37.3	40	0	0	2	0	4	1-2	37	1	5	291	58.2	1	0
Oct 01	at Colorado State	6	267	44.5	49	0	0	0	0	4	1-1	35	0	7	456	65.1	4	0
Oct 08	AIR FORCE	8	307	38.4	49	0	1	3	0	3	0-0	0	0	6	388	64.7	5	0
Oct 22	at Nevada	3	115	38.3	44	0	0	1	0	1	0-1	0	0	7	413	59.0	3	1
Oct 29	BOISE STATE	5	232	46.4	52	0	0	1	2	4	2-2	40	0	6	386	64.3	2	0
Nov 05	UTAH STATE	4	182	45.5	54	0	1	0	2	0	1-1	20	0	9	569	63.2	3	0
Nov 12	at UNLV	6	280	46.7	56	0	0	2	2	3	1-1	46	0	8	471	58.9	0	0
Nov 19	SAN DIEGO STATE	4	159	39.8	48	0	0	0	0	2	2-2	34	0	7	413	59.0	2	1
Opponents		55	2265	41.2	57	0	2	10	8	28	12-18	46	1	73	4522	61.9	27	2
Opponents		55	2419	44.0	66	0	4	10	15	15	15-21	47	0	65	4054	62.4	37	1

Wyoming Cowboys
Wyoming Cowboys Opponent Game-by-Game (as of Nov 19, 2016)
All games

OPPONENT STATISTICS

Date	Opponent	Rushing				Receiving				Passing				Kick Returns				Punt Returns				tot off
		no.	yds	td	lg	no.	yds	td	lg	cmp-att-int	yds	td	lg	no.	yds	td	lg	no.	yds	td	lg	
Sep 03	NORTHERN ILLINOIS	37	133	2	34	24	329	3	51	24-39-0	329	3	51	3	70	0	36	3	23	0	19	462
Sep 10	at Nebraska	43	138	2	12	21	412	4	63	21-35-1	412	4	63	3	86	0	45	0	0	0	0	550
Sep 17	UC DAVIS	26	74	0	25	19	189	2	25	19-33-1	189	2	25	5	138	0	55	1	20	0	20	263
Sep 23	at Eastern Michigan	47	239	2	50	17	261	1	40	17-34-4	261	1	40	4	73	0	38	0	0	0	0	500
Oct 01	at Colorado State	33	111	1	35	23	370	1	42	23-42-1	370	1	42	3	63	0	24	1	-1	0	0	481
Oct 08	AIR FORCE	39	149	1	32	6	188	2	75	6-19-3	188	2	75	1	18	0	18	1	4	0	4	337
Oct 22	at Nevada	32	132	3	17	31	347	1	27	31-49-1	347	1	27	3	85	0	41	2	7	0	4	479
Oct 29	BOISE STATE	27	159	3	40	23	328	1	43	23-36-1	328	1	43	4	82	0	24	2	2	0	6	487
Nov 05	UTAH STATE	24	111	3	29	24	303	1	49	24-45-1	303	1	49	6	166	0	38	2	22	0	21	414
Nov 12	at UNLV	64	401	5	76	20	252	3	22	20-33-0	252	3	22	8	135	0	25	1	-6	0	0	653
Nov 19	SAN DIEGO STATE	31	178	0	39	15	211	2	44	15-27-0	211	2	44	4	194	2	93	1	6	0	6	389
Wyoming Cowboys		403	1825	22	76	223	3190	21	75	223-392-13	3190	21	75	44	1110	2	93	14	77	0	21	5015
Wyoming Cowboys		505	2414	25	59	161	2504	24	54	161-287-11	2504	24	54	27	614	0	59	24	191	1	60	4918

Games: 11 • Avg/rush: 4.5 • Avg/catch: 14.3 • Pass effic: 136.29 • KR avg: 25.2 • PR avg: 5.5 • All purpose avg/game: 569.3 • Total offense avg/gm: 455.9

Date	Opponent	Tackles				Sacks no-yds	Fumble		Pass Defense			blkd kick	PAT Attempts			off				
		ua	a	total	tfl-yds		ff	fr-yds	int-yds	qbh	brup		kick	rush	rcv	saf	t/o	pts		
Sep 03	NORTHERN ILLINOIS	47	44	91	7.0-21	0.0-0	0	0-0	0-0	0	3	0	4-5	0	0	0	0	0	0	34
Sep 10	at Nebraska	25	34	59	5.0-14	1.0-7	1	1-9	5-62	5	3	0	7-7	0	0	0	0	28	52	
Sep 17	UC DAVIS	36	40	76	6.0-18	0.0-0	2	1-21	0-0	0	0	0	1-3	0	0	0	0	6	22	
Sep 23	at Eastern Michigan	22	64	86	7.0-26	3.0-17	2	2-0	1--2	4	3	1	3-3	0	0	0	0	7	27	
Oct 01	at Colorado State	32	44	76	8.0-43	3.0-24	0	0-0	0-0	4	2	0	2-2	0	0	0	0	0	17	
Oct 08	AIR FORCE	43	44	87	5.0-28	3.0-24	1	1-0	0-0	0	2	0	2-2	0	0	0	0	0	26	
Oct 22	at Nevada	44	32	76	5.0-28	3.0-24	0	0-0	0-0	0	1	0	4-4	0	0	0	0	0	34	
Oct 29	BOISE STATE	34	60	94	2.0-6	0.0-0	0	0-0	1-0	0	2	0	4-4	0	0	0	0	7	28	
Nov 05	UTAH STATE	37	36	73	5.0-18	2.0-14	0	0-0	1-0	0	3	0	4-4	0	0	0	0	7	28	
Nov 12	at UNLV	32	28	60	5.0-17	2.0-9	2	2-0	2-0	0	5	0	7-7	0	1	0	10	69		
Nov 19	SAN DIEGO STATE	41	54	95	3.0-20	2.0-13	0	0-0	1-0	0	4	0	3-3	0	0	0	0	3	33	
Wyoming Cowboys		393	480	873	58.0-239	19.0-132	8	7-30	11-60	13	28	1	41-44	0	1	0	68	370		
Wyoming Cowboys		449	316	765	64.0-311	27.0-218	10	8-15	13-327	10	34	0	53-53	0	1	1	86	423		

Date	Opponent	Punting										Field Goals			Kickoffs				
		no.	yds	avg	long	blkd	tb	fc	50+	i20	md-att	long	blkd	no.	yds	avg	tb	ob	
Sep 03	NORTHERN ILLINOIS	6	252	42.0	48	0	0	1	0	1	0-2	0	0	5	325	65.0	2	0	
Sep 10	at Nebraska	3	94	31.3	44	0	0	1	0	1	1-1	29	0	9	582	64.7	7	0	
Sep 17	UC DAVIS	4	159	39.8	45	0	0	1	0	1	1-2	41	0	5	323	64.6	3	0	
Sep 23	at Eastern Michigan	5	236	47.2	58	0	1	1	2	2	2-2	46	0	6	339	56.5	3	0	
Oct 01	at Colorado State	7	308	44.0	56	0	0	2	2	2	1-2	36	0	3	195	65.0	1	0	
Oct 08	AIR FORCE	6	288	48.0	62	0	0	2	2	2	2-2	47	0	6	329	54.8	3	0	
Oct 22	at Nevada	3	157	52.3	53	0	2	0	3	0	2-3	45	0	6	390	65.0	4	0	
Oct 29	BOISE STATE	5	227	45.4	54	0	0	1	1	1	0-0	0	0	5	325	65.0	5	0	
Nov 05	UTAH STATE	4	137	34.2	54	0	0	0	1	1	0-1	0	0	5	313	62.6	3	0	
Nov 12	at UNLV	7	320	45.7	66	0	0	0	3	2	4-4	40	0	10	611	61.1	2	1	
Nov 19	SAN DIEGO STATE	5	241	48.2	60	0	1	1	1	2	2-2	31	0	5	322	64.4	4	0	
Wyoming Cowboys		55	2419	44.0	66	0	4	10	15	15	15-21	47	0	65	4054	62.4	37	1	
Wyoming Cowboys		55	2265	41.2	57	0	2	10	8	28	12-18	46	1	73	4522	61.9	27	2	

Wyoming Cowboys
Wyoming Cowboys Red-Zone Results (as of Nov 19, 2016)
All games

Wyoming Cowboys Inside Opponent Red-Zone

Date	Opponent	Score	Times In RZ	Times Scored	Total Pts	Rush TDs	Pass TDs	FGs Made	Failed to score inside RZ							
									FGA	Down	Int	Fumb	Half	Game		
Sep 03, 2016	NORTHERN ILLINOIS	W 40-34	7	6	37	5	3	2	1	1	0	0	0	0	0	0
Sep 10, 2016	at Nebraska	L 17-52	2	2	10	1	1	0	1	0	0	0	0	0	0	0
Sep 17, 2016	UC DAVIS	W 45-22	4	4	24	3	2	1	1	0	0	0	0	0	0	0
Sep 23, 2016	at Eastern Michigan	L 24-27	3	2	10	1	1	0	1	1	0	0	0	0	0	0
Oct 01, 2016	at Colorado State	W 38-17	4	4	24	3	3	0	1	0	0	0	0	0	0	0
Oct 08, 2016	AIR FORCE	W 35-26	3	3	21	3	1	2	0	0	0	0	0	0	0	0
Oct 22, 2016	at Nevada	W 42-34	5	5	35	5	4	1	0	0	0	0	0	0	0	0
Oct 29, 2016	BOISE STATE	W 30-28	2	1	7	1	0	1	0	0	1	0	0	0	0	0
Nov 05, 2016	UTAH STATE	W 52-28	5	4	24	3	2	1	1	0	0	0	0	0	1	0
Nov 12, 2016	at UNLV	L 66-69	5	5	35	5	3	2	0	0	0	0	0	0	0	0
Nov 19, 2016	SAN DIEGO STATE	W 34-33	4	4	20	2	2	0	2	0	0	0	0	0	0	0
Totals			44	40	247	32	22	10	8	2	1	0	0	1	0	
40 of 44 (90.9%)																

Opponents Inside Wyoming Cowboys Red-Zone

Date	Opponent	Score	Times In RZ	Times Scored	Total Pts	Rush TDs	Pass TDs	FGs Made	Failed to score inside RZ							
									FGA	Down	Int	Fumb	Half	Game		
Sep 03, 2016	NORTHERN ILLINOIS	W 40-34	3	2	14	2	1	1	0	0	0	0	1	0	0	0
Sep 10, 2016	at Nebraska	L 17-52	6	4	24	3	2	1	1	0	1	1	0	0	0	0
Sep 17, 2016	UC DAVIS	W 45-22	1	1	7	1	0	1	0	0	0	0	0	0	0	0
Sep 23, 2016	at Eastern Michigan	L 24-27	3	3	17	2	1	1	1	0	0	0	0	0	0	0
Oct 01, 2016	at Colorado State	W 38-17	3	2	10	1	0	1	1	1	0	0	0	0	0	0
Oct 08, 2016	AIR FORCE	W 35-26	1	1	7	1	1	0	0	0	0	0	0	0	0	0
Oct 22, 2016	at Nevada	W 42-34	4	3	21	3	3	0	0	1	0	0	0	0	0	0
Oct 29, 2016	BOISE STATE	W 30-28	3	3	21	3	3	0	0	0	0	0	0	0	0	0
Nov 05, 2016	UTAH STATE	W 52-28	4	4	28	4	3	1	0	0	0	0	0	0	0	0
Nov 12, 2016	at UNLV	L 66-69	8	8	40	4	2	2	4	0	0	0	0	0	0	0
Nov 19, 2016	SAN DIEGO STATE	W 34-33	3	3	13	1	0	1	2	0	0	0	0	0	0	0
Totals			39	34	202	25	16	9	9	2	1	1	1	0	0	
34 of 39 (87.2%)																

Wyoming Cowboys
Wyoming Cowboys By-Quarter Statistics (as of Nov 19, 2016)
All games

3rd-Down Conversions

Date	Opponent	Score	Overall	1st Qtr	2nd Qtr	3rd Qtr	4th Qtr	Overtime
Sep 03, 2016	NORTHERN ILLINOIS	W 40-34	7-18 38.9	2-5 40.0	1-4 25.0	1-2 50.0	2-5 40.0	1-2 50.0
Sep 10, 2016	at Nebraska	L 17-52	2-10 20.0	1-3 33.3	1-5 20.0	0-2 0.0	0-0 0.0	
Sep 17, 2016	UC DAVIS	W 45-22	6-12 50.0	2-3 66.7	1-2 50.0	1-3 33.3	2-4 50.0	
Sep 23, 2016	at Eastern Michigan	L 24-27	3-13 23.1	0-3 0.0	2-4 50.0	0-2 0.0	1-4 25.0	
Oct 01, 2016	at Colorado State	W 38-17	5-14 35.7	2-5 40.0	0-1 0.0	2-5 40.0	1-3 33.3	
Oct 08, 2016	AIR FORCE	W 35-26	5-14 35.7	1-4 25.0	2-3 66.7	0-3 0.0	2-4 50.0	
Oct 22, 2016	at Nevada	W 42-34	9-13 69.2	1-3 33.3	2-3 66.7	4-4 100.0	2-3 66.7	
Oct 29, 2016	BOISE STATE	W 30-28	10-18 55.6	2-3 66.7	1-3 33.3	2-5 40.0	5-7 71.4	
Nov 05, 2016	UTAH STATE	W 52-28	9-14 64.3	3-4 75.0	5-6 83.3	0-2 0.0	1-2 50.0	
Nov 12, 2016	at UNLV	L 66-69	6-14 42.9	0-2 0.0	2-4 50.0	1-3 33.3	3-5 60.0	0-0 0.0
Nov 19, 2016	SAN DIEGO STATE	W 34-33	9-17 52.9	3-5 60.0	0-2 0.0	3-5 60.0	3-5 60.0	
Wyoming Cowboys			71-157 45.2	17-40 42.5	17-37 45.9	14-36 38.9	22-42 52.4	1-2 50.0
Opponents			70-166 42.2	15-39 38.5	20-43 46.5	10-33 30.3	22-45 48.9	3-6 50.0

4th-Down Conversions

Date	Opponent	Score	Overall	1st Qtr	2nd Qtr	3rd Qtr	4th Qtr	Overtime
Sep 03, 2016	NORTHERN ILLINOIS	W 40-34	1-1 100.0	0-0 0.0	1-1 100.0	0-0 0.0	0-0 0.0	0-0 0.0
Sep 10, 2016	at Nebraska	L 17-52	1-2 50.0	0-0 0.0	1-1 100.0	0-1 0.0	0-0 0.0	
Sep 17, 2016	UC DAVIS	W 45-22	0-0 0.0	0-0 0.0	0-0 0.0	0-0 0.0	0-0 0.0	
Sep 23, 2016	at Eastern Michigan	L 24-27	1-1 100.0	0-0 0.0	1-1 100.0	0-0 0.0	0-0 0.0	
Oct 01, 2016	at Colorado State	W 38-17	1-2 50.0	0-0 0.0	0-0 0.0	1-2 50.0	0-0 0.0	
Oct 08, 2016	AIR FORCE	W 35-26	0-0 0.0	0-0 0.0	0-0 0.0	0-0 0.0	0-0 0.0	
Oct 22, 2016	at Nevada	W 42-34	1-1 100.0	0-0 0.0	1-1 100.0	0-0 0.0	0-0 0.0	
Oct 29, 2016	BOISE STATE	W 30-28	0-1 0.0	0-0 0.0	0-1 0.0	0-0 0.0	0-0 0.0	
Nov 05, 2016	UTAH STATE	W 52-28	0-0 0.0	0-0 0.0	0-0 0.0	0-0 0.0	0-0 0.0	
Nov 12, 2016	at UNLV	L 66-69	0-0 0.0	0-0 0.0	0-0 0.0	0-0 0.0	0-0 0.0	0-0 0.0
Nov 19, 2016	SAN DIEGO STATE	W 34-33	2-2 100.0	0-0 0.0	1-1 100.0	0-0 0.0	1-1 100.0	
Wyoming Cowboys			7-10 70.0	0-0 0.0	5-6 83.3	1-3 33.3	1-1 100.0	0-0 0.0
Opponents			4-11 36.4	0-0 0.0	0-0 0.0	1-3 33.3	3-8 37.5	0-0 0.0

Time of Possession

Date	Opponent	Score	Overall	1st Qtr	2nd Qtr	3rd Qtr	4th Qtr	Overtime
Sep 03, 2016	NORTHERN ILLINOIS	W 40-34	35:39	7:52	9:42	8:44	9:21	0:00
Sep 10, 2016	at Nebraska	L 17-52	26:53	6:48	6:15	8:59	4:51	
Sep 17, 2016	UC DAVIS	W 45-22	32:21	6:08	8:02	8:52	9:19	
Sep 23, 2016	at Eastern Michigan	L 24-27	28:04	6:59	9:20	5:40	6:05	
Oct 01, 2016	at Colorado State	W 38-17	32:29	7:30	4:51	11:40	8:28	
Oct 08, 2016	AIR FORCE	W 35-26	34:00	9:08	7:51	8:44	8:17	
Oct 22, 2016	at Nevada	W 42-34	31:41	5:00	9:53	9:31	7:17	
Oct 29, 2016	BOISE STATE	W 30-28	35:40	8:10	8:44	8:34	10:12	
Nov 05, 2016	UTAH STATE	W 52-28	32:01	9:15	8:42	5:57	8:07	
Nov 12, 2016	at UNLV	L 66-69	21:41	4:51	4:58	6:34	5:18	0:00
Nov 19, 2016	SAN DIEGO STATE	W 34-33	36:43	9:52	6:05	12:22	8:24	
Wyoming Cowboys			Total	81:33	84:23	95:37	85:39	0:00
			Avg.	7:24	7:40	8:41	7:47	0:00
Opponents			Total	83:27	80:37	69:23	79:21	0:00
			Avg.	7:35	7:19	6:18	7:12	0:00

Wyoming Cowboys
Wyoming Cowboys Game Superlatives (as of Nov 19, 2016)
All games

INDIVIDUAL GAME HIGHS

Rushes	33	HILL, Brian vs Northern Illinois (Sep 03, 2016)
Yards Rushing	289	HILL, Brian at Nevada (Oct 22, 2016)
TD Rushes	3	HILL, Brian at Nevada (Oct 22, 2016)
	3	HILL, Brian at UNLV (Nov 12, 2016)
Long Rush	59	HILL, Brian vs UC DAVIS (Sep 17, 2016)
Pass attempts	32	ALLEN, Josh at Nebraska (Sep 10, 2016)
Pass completions	19	ALLEN, Josh vs Northern Illinois (Sep 03, 2016)
	19	ALLEN, Josh at Eastern Michigan (Sep 23, 2016)
Yards Passing	334	ALLEN, Josh at UNLV (Nov 12, 2016)
TD Passes	4	ALLEN, Josh vs Utah State (Nov 05, 2016)
	4	ALLEN, Josh at UNLV (Nov 12, 2016)
Long Pass	54	ALLEN, Josh at Nevada (Oct 22, 2016)
Receptions	12	GENTRY, Tanner at Eastern Michigan (Sep 23, 2016)
Yards Receiving	184	GENTRY, Tanner at UNLV (Nov 12, 2016)
TD Receptions	3	GENTRY, Tanner at UNLV (Nov 12, 2016)
Long Reception	54	GENTRY, Tanner at Nevada (Oct 22, 2016)
Field Goals	2	ROTHER, Cooper vs Northern Illinois (Sep 03, 2016)
	2	ROTHER, Cooper vs Boise State (Oct 29, 2016)
	2	ROTHER, Cooper vs San Diego State (Nov 19, 2016)
Long Field Goal	46	ROTHER, Cooper at UNLV (Nov 12, 2016)
Punts	8	WOOD, Ethan vs Air Force (Oct 08, 2016)
Punting Avg	46.7	WOOD, Ethan at UNLV (Nov 12, 2016)
Long Punt	57	WOOD, Ethan at Nebraska (Sep 10, 2016)
Punts inside 20	4	WOOD, Ethan at Eastern Michigan (Sep 23, 2016)
	4	WOOD, Ethan at Colorado State (Oct 01, 2016)
	4	WOOD, Ethan vs Boise State (Oct 29, 2016)
Long Punt Return	60	CONWAY, Austin at UNLV (Nov 12, 2016)
Long Kickoff Return	59	MAY, D.J. at UNLV (Nov 12, 2016)
Tackles	17	WINGARD, Andrew at Colorado State (Oct 01, 2016)
Sacks	1.5	PROSSER, Kevin vs San Diego State (Nov 19, 2016)
Tackles For Loss	2.5	GRANDERSON, C. vs UC DAVIS (Sep 17, 2016)
Interceptions	2	EPPS, Marcus at Eastern Michigan (Sep 23, 2016)
	2	HULL, Antonio vs Air Force (Oct 08, 2016)

Wyoming Cowboys
Wyoming Cowboys Game Superlatives (as of Nov 19, 2016)
All games

TEAM GAME HIGHS

Rushes	56	vs Northern Illinois (Sep 03, 2016)
Yards Rushing	391	at Nevada (Oct 22, 2016)
Yards Per Rush	7.1	at Nevada (Oct 22, 2016)
TD Rushes	5	at Nevada (Oct 22, 2016)
Pass attempts	34	at UNLV (Nov 12, 2016)
Pass completions	19	vs Northern Illinois (Sep 03, 2016)
	19	at Eastern Michigan (Sep 23, 2016)
Yards Passing	334	at UNLV (Nov 12, 2016)
Yards Per Pass	13.2	vs UC DAVIS (Sep 17, 2016)
TD Passes	4	vs Utah State (Nov 05, 2016)
	4	at UNLV (Nov 12, 2016)
Total Plays	85	vs Northern Illinois (Sep 03, 2016)
Total Offense	540	at Nevada (Oct 22, 2016)
Yards Per Play	7.7	at Nevada (Oct 22, 2016)
Points	66	at UNLV (Nov 12, 2016)
Sacks By	4	vs San Diego State (Nov 19, 2016)
First Downs	29	vs San Diego State (Nov 19, 2016)
Penalties	10	vs Northern Illinois (Sep 03, 2016)
Penalty Yards	100	vs Northern Illinois (Sep 03, 2016)
Turnovers	6	at Nebraska (Sep 10, 2016)
Interceptions By	4	at Eastern Michigan (Sep 23, 2016)
Punts	8	vs Air Force (Oct 08, 2016)
Punting Avg	46.7	at UNLV (Nov 12, 2016)
Long Punt	57	at Nebraska (Sep 10, 2016)
Punts inside 20	4	at Eastern Michigan (Sep 23, 2016)
	4	at Colorado State (Oct 01, 2016)
	4	vs Boise State (Oct 29, 2016)
Long Punt Return	60	at UNLV (Nov 12, 2016)

Wyoming Cowboys
Wyoming Cowboys Game Superlatives (as of Nov 19, 2016)
All games

OPPONENT INDIVIDUAL GAME HIGHS

Rushes	27	ERIKSEN, Ian, at Eastern Michigan (Sep 23, 2016)
Yards Rushing	157	PALANDECH, Kurt, at UNLV (Nov 12, 2016)
TD Rushes	3	HOBBS, Damion, vs Utah State (Nov 05, 2016)
Long Rush	76	PALANDECH, Kurt, at UNLV (Nov 12, 2016)
Pass attempts	43	GANGI, Ty, at Nevada (Oct 22, 2016)
Pass completions	27	GANGI, Ty, at Nevada (Oct 22, 2016)
Yards Passing	377	Armstrong Jr., at Nebraska (Sep 10, 2016)
TD Passes	3	HARE, Drew, vs Northern Illinois (Sep 03, 2016)
	3	Armstrong Jr., at Nebraska (Sep 10, 2016)
	3	PALANDECH, Kurt, at UNLV (Nov 12, 2016)
Long Pass	75	ROMINE, Nate, vs Air Force (Oct 08, 2016)
Receptions	10	GOLLADAY, Kenny, vs Northern Illinois (Sep 03, 2016)
	10	BOYD, Devonte, at UNLV (Nov 12, 2016)
Yards Receiving	144	GOLLADAY, Kenny, vs Northern Illinois (Sep 03, 2016)
TD Receptions	2	GOLLADAY, Kenny, vs Northern Illinois (Sep 03, 2016)
	2	Westerkamp, J., at Nebraska (Sep 10, 2016)
Long Reception	75	ROBINETTE, Jale, vs Air Force (Oct 08, 2016)
Field Goals	3	PANTELS, Evan, at UNLV (Nov 12, 2016)
Long Field Goal	47	STREBEL, Luke, vs Air Force (Oct 08, 2016)
Punts	7	HUNT, Hayden, at Colorado State (Oct 01, 2016)
Punting Avg	52.3	BOY, Alex, at Nevada (Oct 22, 2016)
Long Punt	66	PANTELS, Evan, at UNLV (Nov 12, 2016)
Punts inside 20	2	BARNES, Austin, at Eastern Michigan (Sep 23, 2016)
	2	HUNT, Hayden, at Colorado State (Oct 01, 2016)
	2	BROSY, Steve, vs Air Force (Oct 08, 2016)
	2	BLAIN, Tanner, vs San Diego State (Nov 19, 2016)
Long Punt Return	21	RODRIGUEZ, A., vs Utah State (Nov 05, 2016)
Long Kickoff Return	93	PENNY, Rashaad, vs San Diego State (Nov 19, 2016)
Tackles	16	WEAVER, Ben, vs Boise State (Oct 29, 2016)
Sacks	2.0	REED, Malik, at Nevada (Oct 22, 2016)
Tackles For Loss	3.0	Zak Pettit, vs UC DAVIS (Sep 17, 2016)
Interceptions	2	Gerry, Nathan, at Nebraska (Sep 10, 2016)
	2	MCTYER, Torry, at UNLV (Nov 12, 2016)

Wyoming Cowboys
Wyoming Cowboys Game Superlatives (as of Nov 19, 2016)
All games

OPPONENT TEAM GAME HIGHS

Rushes	64	at UNLV (Nov 12, 2016)
Yards Rushing	401	at UNLV (Nov 12, 2016)
Yards Per Rush	6.3	at UNLV (Nov 12, 2016)
TD Rushes	5	at UNLV (Nov 12, 2016)
Pass attempts	49	at Nevada (Oct 22, 2016)
Pass completions	31	at Nevada (Oct 22, 2016)
Yards Passing	412	at Nebraska (Sep 10, 2016)
Yards Per Pass	11.8	at Nebraska (Sep 10, 2016)
TD Passes	4	at Nebraska (Sep 10, 2016)
Total Plays	97	at UNLV (Nov 12, 2016)
Total Offense	653	at UNLV (Nov 12, 2016)
Yards Per Play	7.7	vs Boise State (Oct 29, 2016)
Points	69	at UNLV (Nov 12, 2016)
Sacks By	3	at Eastern Michigan (Sep 23, 2016)
	3	at Colorado State (Oct 01, 2016)
	3	vs Air Force (Oct 08, 2016)
	3	at Nevada (Oct 22, 2016)
First Downs	32	at Nevada (Oct 22, 2016)
Penalties	12	vs Northern Illinois (Sep 03, 2016)
Penalty Yards	106	vs Northern Illinois (Sep 03, 2016)
Turnovers	4	at Eastern Michigan (Sep 23, 2016)
	4	vs Air Force (Oct 08, 2016)
Interceptions By	5	at Nebraska (Sep 10, 2016)
Punts	7	at Colorado State (Oct 01, 2016)
	7	at UNLV (Nov 12, 2016)
Punting Avg	52.3	at Nevada (Oct 22, 2016)
Long Punt	66	at UNLV (Nov 12, 2016)
Punts inside 20	2	at Eastern Michigan (Sep 23, 2016)
	2	at Colorado State (Oct 01, 2016)
	2	vs Air Force (Oct 08, 2016)
	2	at UNLV (Nov 12, 2016)
	2	vs San Diego State (Nov 19, 2016)
Long Punt Return	21	vs Utah State (Nov 05, 2016)