




2018 BASEBALL GAME NOTES

NEW MEXICO LOBOS

MW CHAMPION '00, '11, '12, '13, '14, '17 / MW TOURNAMENT CHAMPION '11, '12, '16

Baseball Contact: Frank Mercogliano · Phone: 505-410-4844 · Email: fmercog@unm.edu
GoLobos.com ·  @UNMLoboBaseball ·  @unmlobobaseball ·  /UNMLobosBaseball

2018 SCHEDULE/RESULTS

Overall: 12-17-1 H: 6-7-1 A: 3-7 N: 3-3
MW: 6-9 H: 3-6 A: 3-3
Current streak: Lost 5

FEBRUARY

16	vs. #2 Oregon State	Surprise, Ariz.	L 2-5
17	vs. Cal Poly	Surprise, Ariz.	W 3-1 (10)
18	vs. Gonzaga	Surprise, Ariz.	L 3-4
19	vs. #2 Oregon State	Surprise, Ariz.	L 3-15
22	Central Michigan	Santa Ana Star Field	W 20-9
23	Central Michigan	Santa Ana Star Field	W 6-0
24	Central Michigan	Santa Ana Star Field	W 8-7
25	Central Michigan	Santa Ana Star Field	T 6-6 (10)

MARCH

2	Nevada*	Santa Ana Star Field	L 5-9
3	Nevada*	Santa Ana Star Field	W 8-5
4	Nevada*	Santa Ana Star Field	L 8-13
7	at #3 Texas Tech	Lubbock, Texas	L 2-7
9	at Fresno State*	Fresno, Calif.	W 5-4
10	at Fresno State*	Fresno, Calif.	L 1-5
11	at Fresno State*	Fresno, Calif.	L 4-5
12	at Cal Poly	San Luis Obispo, Calif.	L 4-5 (10)
13	at Pepperdine	Malibu, Calif.	L 7-11
16	vs. Columbia	Houston, Texas	W 10-9 (11)
16	at Houston	Houston, Texas	L 0-1
17	vs. Columbia	Houston, Texas	W 3-1
23	Air Force*	Santa Ana Star Field	L 4-10
24	Air Force*	Santa Ana Star Field	W 12-11 (10)
25	Air Force*	Santa Ana Star Field	W 7-4
29	at San Diego State*	San Diego, Calif.	W 5-4
30	at San Diego State*	San Diego, Calif.	W 9-5
31	at San Diego State*	San Diego, Calif.	L 2-3

APRIL

2	Arizona	Santa Ana Star Field	L 6-16
6	Fresno State*	Santa Ana Star Field	L 5-15
7	Fresno State*	Santa Ana Star Field	L 6-7 (11)
8	Fresno State*	Santa Ana Star Field	L 6-11
10	New Mexico State	Santa Ana Star Field	L 1-9
13	at Nevada*	Reno, Nev.	7 p.m.
14	at Nevada*	Reno, Nev.	5 p.m.
15	at Nevada*	Reno, Nev.	12 p.m.
17	Texas Tech	Santa Ana Star Field	1 p.m.
20	UNLV*	Santa Ana Star Field	6:30 p.m.
21	UNLV*	Santa Ana Star Field	2 p.m.
22	UNLV*	Santa Ana Star Field	1 p.m.
24	at Grand Canyon	Phoenix, Ariz.	8 p.m.
25	at Grand Canyon	Phoenix, Ariz.	2 p.m.
27	at San Jose State*	San Jose, Calif.	7 p.m.
28	at San Jose State*	San Jose, Calif.	4 p.m.
29	at San Jose State*	San Jose, Calif.	1 p.m.

MAY

1	at New Mexico St.	Las Cruces, N.M.	6:05 p.m.
4	San Diego State*	Santa Ana Star Field	6:30 p.m.
5	San Diego State*	Santa Ana Star Field	2 p.m.
6	San Diego State*	Santa Ana Star Field	1 p.m.
8	New Mexico State	Santa Ana Star Field	6:30 p.m.
11	at Air Force*	USAF Academy, Colo.	3 p.m.
12	at Air Force*	USAF Academy, Colo.	1 p.m.
13	at Air Force*	USAF Academy, Colo.	1 p.m.
18	UC Davis	Santa Ana Star Field	6:30 p.m.
19	UC Davis	Santa Ana Star Field	2 p.m.
20	UC Davis	Santa Ana Star Field	1 p.m.

All Times Mountain
* = Mountain West Game



NEW MEXICO LOBOS

(12-18-1 OVERALL, 6-9 MW)

COACH: RAY BIRMINGHAM

RECORD AT UNM: 353-269-3 (11TH SEASON)

OVERALL RECORD: 1,171-597-5 (31ST SEASON)



NEVADA WOLF PACK

(17-13 OVERALL, 11-4 MW)

COACH: T.J. BRUCE

RECORD AT NEVADA: 73-73 (3RD SEASON)

OVERALL RECORD: 73-73 (3RD SEASON)

GAMES 32-34 • RENO, NEV. WILLIAM PECCOLE PARK

FRIDAY, APRIL 13 • 7 P.M. (MT)

SATURDAY, APRIL 14 • 5 P.M. (MT)

SUNDAY, APRIL 15 • NOON (MT)

ALL-TIME SERIES RECORD VS. NEVADA: 19-19

HOME: 9-12 AWAY: 9-4 NEUTRAL: 1-3

Broadcast Information:

- Live stats: lobostats.com/lobos.statbroadcast.com
- Live stream: golobos.com
- Radio: <https://portal.stretchinternet.com/nevada/>

MOUNTAIN WEST STANDINGS (AS OF 4/12/18)

Pl.	Team	Mountain West				Overall			
		W	L	.PCT	GB	W	L	T	.PCT
1.	Nevada	11	4	.733	---	17	13	0	.567
2.	UNLV	7	5	.583	2.5	24	11	0	.686
3.	San Diego State	8	6	.571	2.5	21	12	0	.636
4.	Fresno State	7	8	.467	4.0	20	12	0	.625
5.	Air Force	7	8	.467	4.0	14	19	0	.424
6.	New Mexico	6	9	.333	5.0	12	18	1	.403
7.	San Jose State	4	10	.286	6.5	12	19	0	.367

NEW MEXICO HITTERS

2	GARRETT GOULDSMITH	INF
R/R	5-9/175 Fr/HS	5/25/1999 Rio Rancho, N.M./Rio Rancho HS
<ul style="list-style-type: none"> A three-time all-state player in two different states, his junior and senior year in New Mexico for Rio Rancho High and coach Ron Murphy and in 2015 for Reno High School in Reno, Nevada Named a Collegiate Baseball and Perfect Game All-American in 2017 ... Hit .465 with four home runs, 22 RBI and 28 stolen bases his senior year ... Was the District 1-6A Player of the Year in his junior year after hitting .562 with three home runs, 12 doubles, five triples and 31 stolen bases ... Made just three errors in his junior year 108 total chances Was also named to the All-Metro team Was a National Honor Society member. ... Also played for the Reno Knights, Louisiana Knights and the Albuquerque Baseball Academy Felix. 		
GOULDSMITH SEASON HIGHS H: 2 (4x, last 4/10 New Mexico) SO: 2 (3/11 at Cal Poly) State) BB: 2 (2x, last 3/30 at San Diego St.) R: 1 (4x, last 3/30 at San Diego St.) SB: 1 (2/23 CMU) RBI: 2 (2/23 CMU)		
3	HAYDEN SCHILLING	INF/RHP
L/R	5-10/177 Jr/2VL	4/20/1996 Santee, Calif./West Hills HS
<ul style="list-style-type: none"> Parents are David Schilling and Pamela Nunez ... has an older brother, Garrett ... played four years at West Hills HS in Santee, Calif. ... two-time First Team All-East County ... First Team Grossmont Hills in 2013 and Second Team Grossmont Hills in 2014 ... also played one year of football for the Wolfpack Favorite foods are chicken fried steak, California burritos and sweet tea ... favorite movies are Bull Durham and Anchorman (So.) Took on the role as starting shortstop for the Lobos in 2017 and hit .317 with two home runs, nine doubles, a triple, 35 runs, 30 RBI and eight stolen bases in 48 games (42 starts) ... Shined for the Lobos during the Mountain West Tournament, going 4-for-10 with seven RBI in three games ... Had a 12-game hit streak from April 18 to May 7. 		
SCHILLING SEASON HIGHS H: 4 (3x, last 4/7 Fresno State) BB: 2 (2x, last 4/8 Fresno State) R: 3 (2/22 CMU) SB: 2 (2x, last 2/24 CMU) RBI: 4 (2/22 CMU) SO: 2 (2/23 CMU)		
5	JUSTIN WATARI	INF
L/R	5-6/155 So/1VL	2/2/1998 Roseville, Calif./Woodcreek HS
<ul style="list-style-type: none"> Has three siblings: Valerie (27), Zachery (15) and Madison (14) ... Was named First team Sierra Foothill League for Woodcreek High School (Roseville, Calif.) and coach Eric Valencia (Fr.) Hit .268 in 35 games (26 starts) for the Lobos, though he led the team with a .474 on-base percentage thanks to 32 walks in those 35 games ... Also had four doubles, 29 runs and 12 RBI ... Collected his first collegiate hit (and stolen base) in his first game in the Lobos' season opener against Binghamton ... Drove in his first collegiate run against San Jose State on March 11 ... Had his first multi-hit game as a Lobo on May 5, going 3-for-5 with two RBI, three runs and a double. 		
WATARI SEASON HIGHS H: 3 (3/25 Air Force) BB: 3 (4/7 Fresno State) R: 2 (3/13 at Pepperdine) SB: 1 (2x, last 3/25 Air Force) RBI: 2 (2, last 3/16 vs. Columbia) SO: 1 (7x, last 3/30 at San Diego St.)		
6	BRAYDEN MERRITT	OF
L/R	5-9/165 Fr/HS	6/25/1998 Chandler, Ariz./Hamilton HS
<ul style="list-style-type: none"> A three-year letterman for Hamilton High School and coach Mike Woods ... Helped Hamilton to back-to-back state championships and finished his prep career hitting .369 with three homer runs, 20 doubles, five triples, 57 RBI and 31 stolen bases ... Led Hamilton to a state championship in his junior year by hitting .445 with 21 RBI and 11 stolen bases, earning him Second-Team All-Region and First-Team All-Conference honors Was also a three-year letterman in football ... Was also part of National Honor Society, was on honor roll all four years and graduated with high honors and in the top 10 percent of his class ... Also played for Arizona ASBA, D-Bat Robertson (TX), South Chandler Baseball Club and the Arizona Blaze. 		
MERRITT SEASON HIGHS H: 3 (2x, 3/11 at Cal Poly) BB: 1 (6x, 4/10 New Mexico State) R: 3 (3/3 Nevada) SB: 1 (3/24 Air Force) RBI: 2 (2x, last 4/7 Fresno State) SO: 1 (9x, last 4/8 Fresno State)		
7	JEFF DEIMLING	INF
R/R	6-0/195 Jr/RS	11/1/1995 Albuquerque, N.M./NMJC/La Cueva HS
<ul style="list-style-type: none"> Has two siblings: Jamie (23) and Jacque (17) ... Helped lead La Cueva High School (Albuquerque, N.M.) to the 2014 Class 5A state title his senior year while hitting .422 ... Was named Second Team All-State as a senior and selected to the North/South All-Star Game ... Hit .445 as a junior and was named the NMPreps.com North Class 5A Junior of the Year ... Hit .402 as a sophomore and was named the NMPreps.com North Class 5A Sophomore of the Year ... Was a 3x All-Metro player and a 2x all-district player. (So./NMJC) Hit .405 in 56 games (205 at-bats) for New Mexico Junior College ... Hit 12 home runs with 72 RBI (second on the team and 26th in the nation) and 57 runs ... Added 17 doubles and two triples to finish with a slugging percentage of .702 ... Had a 12-game hit streak from Feb. 28-Mar 25 and from April 15-May 6 (including a 10-game stretch of multiple hit games from April 15-30). 		
DEIMLING SEASON HIGHS H: 4 (2/18 vs Gonzaga) BB: 2 (3x, 3/7 at Texas Tech) R: 2 (2x, 3/7 at Texas Tech) SB: 0 RBI: 4 (2/22 CMU) SO: 3 (3/11 at Fresno State)		
9	LARRY LEITHA	OF/RHP
R/R	5-10/186 Jr/TR	1/14/1997 Kerrville, Texas/NMJC/Center Point HS
<ul style="list-style-type: none"> Born in San Antonio, Texas ... Son of Larry Leitha Jr. ... Has two siblings: Bobbi Leitha (16) and Justin Miller (30) ... Enjoys hunting ... Favorite food is steak ... favorite movie is American Sniper. (So./NMJC) Hit .345 with 18 home runs, 15 doubles, seven triples, 61 RBI, 59 runs and 16 stolen bases last season for the Thunderbirds. On the mound, was 2-4 with three saves, a 4.95 ERA and 31 strikeouts in 36.1 innings. (Fr./NMJC): A two-way player for New Mexico Junior College last season, Leitha hit .337 with 11 home runs, 13 doubles, five triples, 21 stolen bases and 41 RBI for a Thunderbirds team that led the NJCAA in extra-base hits and was second in home runs ... Led the T-Birds in saves with three. ... Went 2-1 with a 5.40 ERA and 20 strikeouts in 23.1 innings pitched last season for NMJC. 		
LEITHA SEASON HIGHS H: 1 (4x, last 3/16 at Houston) BB: 1 (2x, 3/9 at Fresno State) R: 1 (2x, 2/24 CMU) SB: 2 (2/22 CMU) RBI: 1 (2x, 2/23 CMU) SO: 2 (3x, 2/24 CMU)		

NEW MEXICO HITTERS

11	PHILLIP SIKES			OF/RHP
R/R	6-0/181	Fr/HS	4/27/1999	Paris, Texas/Paris HS
<ul style="list-style-type: none"> Four-year letterman for Paris High School and coach Bill Sikes ... In his senior year, hit .400 in 85 at-bats with 26 RBI's, nine doubles, four triples, three home runs and a .527 on-base percentage ... Also pitched in 2017, finishing the year with a 0.83 ERA in 13 appearances and 67.1 innings pitched, striking out 137 batters and walking 17 Was named Texas All-State honorable mention (as a pitcher and a shortstop) his junior year after going 8-2 with a 1.54 ERA and 126 strikeouts in 68 innings while hitting .356 with 19 RBI, 15 runs and 12 stolen bases in 101 at-bats. ... Was also named the Red River Valley Most Valuable Player and the district defensive player of the year ... Tossed a one-hitter with 14 strikeouts in the first game of the 2016 state playoffs and in game two hit a go-ahead three-run home run Was a first-team all-district player as a sophomore and was named the district and Red River Valley Newcomer of the Year 				

Last Game: 4/10/18
Last MW Series: 3 GP, 3 GS, 3x8, .375, 2 runs, 1 BB, 2 K
Previous Homestand: 4 GP, 4 GS, 4x12, .333, 3 runs, HR, 3 RBI, BB, 3 K
Current Streak: 1 Long Hit Streak: 3
Last Home Run: 4/2/18 Arizona (two on)
SIKES SEASON HIGHS
H: 2 (2x, last Fresno State 4/8) BB: 1 (3x, last 3/25 Air Force)
R: 2 (2/23 CMU) SB: 0
RBI: 3 (4/2 Arizona)
SO: 2 (4x, last 3/30 at San Diego St.)

13	CONNOR MANG			INF
R/R	5-11/200	Fr/RS	5/17/1998	Los Alamos, N.M./Los Alamos HS
<ul style="list-style-type: none"> Helped Los Alamos High School get to the Class 6A state quarterfinals in 2016 and to the semifinals in 2015 ... He's a four-time first-team all-district player at Los Alamos and was all-state for three years. ... Along with his brother Jared already on the Lobos, his other brother Zack played baseball at Otero Junior College and Southwestern Oklahoma State. ... His favorite athlete is Andrew McCutchen. 				

Last Game: 4/10/18
Last MW Series: 3 GP, 3 GS, 4x12, .333, 3 runs, 3B, 2 RBI, 3 BB, K
Previous Homestand: 5 GP, 5 GS, 4x13, .250, 3 runs, 3B, 2 RBI, 3 BB, 3 K
Current Streak: 0 Long Hit Streak: 7
Last Home Run: None
MANG SEASON HIGHS
H: 3 (2x, last 3/16 vs. Columbia) BB: 2 (2x, last 4/7 Fresno State)
R: 2 (5x, last 4/7 Fresno State) SB: 1 (2x, last 3/17 vs. Columbia)
RBI: 4 (2/22 CMU)
SO: 2 (2/25 CMU)

14	DEREK MARSHALL			INF/OF
R/R	6-1/228	Fr/RS	6/2/1998	Los Angeles, Calif./Loyola HS
<ul style="list-style-type: none"> Redshirted in 2017 				

Last Game: 4/10/18
Last MW Series: 3 GS, 2 GP, 2x6, .333, 2B, 2 RBI, 2 BB, 3 K
Previous Homestand: 5 GS, 3 GP, 3x13, .231, run, 2B, HR, 3 RBI, 2 BB, 5 K
Current Streak: 0 Long Hit Streak: 4
Last Home Run: 4/2 Arizona (solo)
MARSHALL SEASON HIGHS
H: 2 (2x, last 4/6 Fresno State) BB: 1 (3x, last 4/8 Fresno State)
R: 1 (6x, last 4/2 Arizona) SB: 1 (3/16 vs. Columbia)
RBI: 2 (2x, last 4/6 Fresno State)
SO: 2 (2x, last 4/7 Fresno State)

15	JARED MANG			INF
R/R	5-10/210	Jr/2VL	10/30/1996	Los Alamos, N.M./Los Alamos HS
<ul style="list-style-type: none"> Two-time Gatorade New Mexico Player of the Year and five-time First Team All-District at Los Alamos HS ... led the Hilltoppers to the 5A semifinals last year by batting .559 with five home runs, 33 runs and a 1.029 slugging percentage ... had a great season on the mound, too, going 7-1 with a 0.80 ERA and 66 strikeouts in 52.1 innings ... an excellent student as well, was First Team Academic All-District four times and is a member of the National Honor Society. (So.) All-Mountain West Baseball First Team and CoSIDA Academic All-American selection ... Led the team in batting average (.373) and hits (90) ... Second on the team in runs (63), RBI (62) and games played (57) ... Third on the team in doubles (17) and home runs (nine) ... Finished the season with a .573 slugging percentage and a .433 on-base percentage ... Had two five-hit games and two six-RBI games ... Went 3-for-5 with two home runs, six RBI and three runs - including a go-ahead homer in the ninth inning - in a win over San Diego State on April 30 ... Finished the season with 24 multiple-hit games. 				

Last Game: 4/10/18
Last MW Series: 3 GP, 3 GS, 2x13, .154, 2 runs, RBI, BB, HBP, K
Previous Homestand: 5 GP, 5 GS, 3x20, .150, 4 runs, HR, 2 RBI, 2 BB, HBP, 3 K
Current Streak: 0 Long Hit Streak: 5
Last Home Run: 4/2/18 Arizona (solo)
MANG SEASON HIGHS
H: 3 (3/24 Air Force) BB: 3 (2/22 CMU)
R: 3 (2/22 CMU) SB: 1 (2x, last 3/17 vs. Columbia)
RBI: 4 (3/16 vs. Columbia)
SO: 3 (2/17 vs. Cal Poly)

16	RICHARD WARE			INF
R/R	5-9/175	Fr/HS	5/18/1999	Albuquerque, N.M./La Cueva HS
<ul style="list-style-type: none"> During his senior year at La Cueva hit .527 in 91 at-bats ... Had 44 RBI, nine doubles, six triples and 6 home runs for a .956 slugging percentage ... had a .586 on-base percentage and 1.542 OPS in 28 games. 				

Last Game: 4/10/18
Last MW Series: 1 GP, 0 GS, 0x1, .000, GDP
Previous Homestand: 3 GP, 0 GS, 1x5, .200, K, GDP
Current Streak: 0 Long Hit Streak: 1
Last Home Run: None
WARE SEASON HIGHS
H: 2 (3/11 at Cal Poly) BB: 1 (2x, last 3/17 vs. Columbia)
R: 1 (2x, last 3/16 vs. Columbia) SB: 0
RBI: 1 (3x, last 3/12 at Cal Poly)
SO: 2 (3x, 3/29 at San Diego State)

17	DANIEL HERRERA			C
B/R	6-1/200	Sr/1L	6/24/1996	Albuquerque, N.M./NMJC
<ul style="list-style-type: none"> Was a First Team All-State catcher at Volcano Vista, helping the Hawks win the 2014 Metro Championship and get to the state quarterfinals in 2014 by hitting .419 with 14 doubles and 21 RBI ... hit 389 as a junior and .356 as a sophomore. (So./NMJC) Hit .312 with eight home runs, nine doubles, four triples and 41 RBI for NMJC in 154 at-bats (50 games) ... hit his first collegiate home run Feb. 13 against Lamar (hit two in the game) ... finished the season with a seven-game hitting streak that included seven RBI and a pair of home runs. ... the switch-hitting catcher threw out 16 runners on 38 stolen base attempts. (Jr.) Hit .247 for the Lobos in 38 games with a home run, three doubles and 15 RBI ... second on the team in putouts with 171 and a .975 fielding percentage ... Hit his first home run as a Lobo at UNLV on March 24 ... Went 1-for-3 with a pair of runs in his UNM debut Feb. 17 against Binghamton. 				

Last Game: 4/8/18
Last MW Series: 2 GP, 0 GS, 0x1, .000, SH
Previous Homestand: 3 GP, 0 GS, 0x2, .000, SH
Current Streak: 0 Long Hit Streak: 2
Last Home Run: 3/24/17 at UNLV (2 on)
HERRERA SEASON HIGHS
H: 1 (5x, last 3/24 Air Force) BB: 2 (2/22 vs CMU)
R: 1 (3x, last 3/24 Air Force) SB: 1 (2/22 vs CMU)
RBI: 1 (3x, last 3/30 at San Diego St.)
SO: 2 (3/23 Air Force)

NEW MEXICO HITTERS

20 **CHRIS DUNN** **OF/RHP**
R/R 6-0/181 Fr/HS 4/27/1999 Paris, Texas/Paris HS

- Has one sibling, Sydney ... was named a Rawlings-Perfect Game Honorable Mention All-American West Region ... Was an All-Sun-set Division first-team selection ... As a junior hit .416 with four home runs and a .481 on-base percentage ... Favorite athlete is Matt Harvey.

Last Game: 4/10/18
Last MW Series: 2 GP, 1 GS, 2x5, .400, 2 runs, 2B, 2 RBI, BB, K, SF
Previous Homestand: 4 GP, 3 GS, 2x10, .200, 2 runs, 2B, 2 RBI, BB, 3K, SF
Current Streak: 0 Long Hit Streak: 6
Last Home Run: 3/9 at Fresno State (Solo)

DUNN SEASON HIGHS

H: 3 (2x, last 3/2 vs Nevada) BB: 2 (3/31 at San Diego State)
R: 2 (2/24 vs. CMU) SB: 0
RBI: 3 (3/2 vs Nevada)
SO: 3 (3/7 at Texas Tech)

26 **NICK ATKINS** **INF**
R/R 5-8/155 Fr/RS 1/30/1999 Venice, Calif./Venice HS

- Three-year letterman at Venice High School and coach Kevin Brockway ... Hit .385 in 117 at-bats and 32 games during his senior year, along with 24 RBI's, 12 doubles, and four home runs ... Helped the Gondoliers to a league title (finished 11-1 in league play, 27-7 overall) in 2016 by hitting .504 with three home runs, two triples, 20 doubles, 35 RBI, 52 runs and 18 stolen bases ... As a sophomore hit .410 with three triples, 13 doubles, 24 RBI, 24 runs and 16 stolen bases ... Played club with the Westcoast Braves and the So Cal Giants.

Last Game: 4/7/18
Last MW Series: 2 GP, 1 GS, 0x1, .000, run
Previous Homestand: 3 GP, 1 GS, 1x4, .250, run, K
Current Streak: 1 Long Hit Streak: 1
Last Home Run: None

ATKINS SEASON HIGHS

H: 1 (2x, last 4/2 Arizona) BB: 1 (3/16 vs. Columbia)
R: 1 (2x, last 3/16 vs. Columbia) SB: 0
RBI: 0
SO: 1 (4x, last 4/2 Arizona)

27 **DANIEL ZAKOSEK** **C**
R/R 6-1/228 Fr/RS 6/2/1998 Los Angeles, Calif./Loyola HS

- Hit above .400 during his four-year varsity high school career at Chatsworth High School and coach Tom Meusborn ... Was named first-team all-state, all-area, all-city and all-league and was selected most outstanding player in the city ... Also played club for the So Cal Chicago Cubs Scout Team and the Northridge Bulls.

Last Game: 4/10/18
Last MW Series: 0 GP
Previous Homestand: 2 GP, 1 GP, 1x4, .250, run, BB, RBI
Current Streak: 0 Long Hit Streak: 3
Last Home Run: 3/4 vs. Nevada (Solo)

ZAKOZEK SEASON HIGHS

H: 3 (3/13 at Pepperdine) BB: 3 (3/23 Air Force)
R: 1 (6x last 4/2 Arizona) SB: 0
RBI: 3 (3/13 at Pepperdine)
SO: 2 (3/16 vs. Columbia)

42 **ROBBY CAMPILLO** **C**
R/R 6-2/215 So/1VL 10/24/1997 Tucson, Ariz./Salpointe Catholic HS

- Lettered four years at Salpointe Catholic (Tucson, Ariz.) ... Hit .418 his senior year with three home runs, three triples, 11 doubles and 39 RBI in 30 games in helping the Lancers go 22-9 ... Was selected First Team All-Southern Arizona twice (senior and junior year) ... As a junior hit .308 with a home run, three doubles and 17 RBI in helping Salpointe be one of the final three teams in the Arizona Division II state tournament ... As a sophomore hit .389 with six doubles and 14 RBI ... Was a member of the National Society of High School Scholars and was on the Salpointe Catholic Honor Roll since his freshman year.
- (Fr.) Hit .273 in 29 games with 10 RBIs and one home run ... Had 101 putouts and a .992 fielding percentage ... Hit his first career home run May 7 against Air Force ... Had his first career hit Feb. 19 against Binghamton - a two-run double

Last Game: 4/10/18
Last Series: 3 GP, 3 GS, 1x11, .091, run, RBI, BB, 2 K, GDP
Previous Homestand: 5 GP, 4 GS, 2x14, .143, 2 runs, RBI, BB, 3 K, GDP
Current Streak: 1 Long Hit Streak: 4
Last Home Run: 5/7/17 vs. Air Force (solo)

CAMPILLO SEASON HIGHS

H: 2 (4x, last 3/25 Air Force) BB: 2 (2x, last 3/23 Air Force)
R: 2 (3/9 at Fresno State) SB: 0
RBI: 2 (3/25 Air Force)
SO: 2 (2/24 vs CMU)

43 **DANNY COLLIER** **OF**
L/R 6-1/190 Sr/3VL 5/2/1995 Albuquerque, N.M./Sandia HS

- (Jr.) Hit .328, fifth on the team, in 52 games ... led the team in triples with four ... fourth on the team in RBIs with 51 ... fifth on the team in doubles with 13 ... third on the team in stolen bases with six steals on seven attempts ... fifth on the team in on-base percentage at .418 ... Hit his first career home run Feb. 19 against Binghamton ... Went 3-for-3 with a home run, four RBI and four runs against Grand Canyon on March 22.
- (Jr. 2016-injured) Redshirted after suffering season-ending injury 12 games into the season ... Hit .405 with nine RBI, a double and four stolen bases in 37 at-bats prior to injury ... Had a hit in nine of 11 games played ... Went 3-for-5 with four RBI and a run in first start of season against Dallas Baptist on March 5 ... Went 3-for-5 with an RBI, run and stolen base against Nevada on March 11 ... Had two stolen bases against Nevada on March 13.

Last Game: 4/10/18
Last Series: 2 GP, 2 GS, 2x8, .250, 2 runs, 2B, K, GDP, 1-1 SB
Previous Homestand: 4 GP, 4 GS, 3x17, .176, 2 runs, 2B, BB, 2 K, GDP, 1-1 SB
Current Streak: 3 Long Hit Streak: 13
Last Home Run: 3/24/18 Air Force (solo, walk-off in 10th)

COLLIER SEASON HIGHS

H: 4 (3/24 Air Force) BB: 2 (2x, last 3/23 Air Force)
R: 3 (2x, last 3/24 Air Force) SB: 2 (3/9 at Fresno State)
RBI: 3 (3/24 Air Force)
SO: 3 (2, last 3/11 at Fresno State)

45 **JEREMY CONANT** **INF**
L/R 6-2/252 Jr/TR 11/19/1996 Alta Loma, Calif./Pasadena City JC

- (So./PCJC) Hit for .429 in 156 at-bats and 39 games ... Hit three home runs and had 44 RBI's ... Had a .495 on-base percentage and a .538 slugging percentage.
- (Fr./PCJC) Hit for .377 in 162 at-bats and 36 games ... Hit four home runs and had 27 RBI's ... Had a .414 on-base percentage and .512 slugging percentage.

Last Game: 3/4/18
Last MW Series: 0 GP
Previous Homestand Trip: 0 GP
Current Streak: 0 Long Hit Streak: 1
Last Home Run: None

CONANT SEASON HIGHS

H: 2 (2/24 vs CMU) BB: 2 (2/25 vs CMU)
R: 1 (2x, last vs Nevada) SB: 0
RBI: 2 (2/24 vs CMU)
SO: 1 (2/18 vs. Gonzaga)

NEW MEXICO PITCHERS

3	HAYDEN SCHILLING			INF/RHP	LAST FIVE APPEARANCES										
L/R	5-10/177	Jr/2VL	4/20/1996	Santee, Calif./West Hills HS				Date	DEC.	IP	H	R	ER	BB	SO
<ul style="list-style-type: none">Parents are David Schilling and Pamela Nunez ... has an older brother, Garrett ... played four years at West Hills HS in Santee, Calif. ... two-time First Team All-East County ... First Team Grossmont Hills in 2013 and Second Team Grossmont Hills in 2014 ... also played one year of football for the WolfpackFavorite foods are chicken fried steak, California burritos and sweet tea ... favorite movies are Bull Durham and Anchorman(So.) Took on the role as starting shortstop for the Lobos in 2017 and hit .317 with two home runs, nine doubles, a triple, 35 runs, 30 RBI and eight stolen bases in 48 games (42 starts) ... Shined for the Lobos during the Mountain West Tournament, going 4-for-10 with seven RBI in three games ... Had a 12-game hit streak from April 18 to May 7.					2/18 vs. Gonzaga - 0.1 0 0 0 0 0										
					3/7 at Texas Tech - 1.0 0 0 0 1 3										
					SCHILLING SEASON HIGHS										
					IP: 1.0 (3/7 at Texas Tech)				R: 0						
					H: 0				BB: 1 (3/7 at Texas Tech)						
					K: 3 (3/7 at Texas Tech)				HR: 0						

4	ROBERT GASSER				LHP	LAST FIVE APPEARANCES							
L/L	6-0/165	Fr/HS	5/31/1999	El Dorado Hills, Calif./Oak Ridge HS		Date	DEC.	IP	H	R	ER	BB	SO
<ul style="list-style-type: none">A three-year letterman at Oak Ridge High School and coach Todd Melton ... Had a 2.12 ERA in 39.2 innings pitched during his senior year, striking out 61 batters and walking 24 without allowing a home run ... Helped guide Oak Ridge to the 2016 Sierra Foothill League championship. ... Was named first-team all-league, second-team all-metro ... Was also part of the Bass Fishing Club at Oak Ridge.					3/16	vs. Columbia	-	*3.1	6	9	3	3	5
					3/24	Air Force	-	*3.1	7	4	4	3	6
					3/30	at San Diego State	-	*2.2	6	4	4	2	2
					4/2	Arizona	-	1.0	0	0	0	0	1
					4/8	Fresno State	L 1-2	*2.0	3	6	6	3	2
					GASSER SEASON HIGHS								
					IP: 5.2 (3/3 Nevada)				R: 9 (3/16 vs. Columbia)				
					H: 7 (3/24 Air Force)				BB: 4 (2/17 vs. Cal Poly)				
					K: 6 (3/24 Air Force)				HR: 2 (24/8 Fresno State)				

10	CODY DYE			RHP	LAST FIVE APPEARANCES								
R/R	6-0/197	So/1VL	11/12/1998	Walnut, Calif./Walnut HS	Date	DEC.	IP	H	R	ER	BB	SO	
<ul style="list-style-type: none">Was First Team All-CIF, the Hacienda League MVP and First Team All-Area in 2015 thanks to 10 wins, three saves, a 1.14 ERA and 133 strikeouts in 116.2 innings. ... His father Steve was a minor league pitcher in the Oakland A's system ... His favorite athlete is Clayton Kershaw.(Fr.) Was 1-0 with a 3.55 ERA in 12 appearances and over 12.2 innings ... Recorded 11 strikeouts and 11 walks ... Held opposing batters to a .260 average ... Picked up first career win with a strong effort at New Mexico State on March 28 - going 3.2 scoreless innings and giving up just a lone hit with four strikeouts and no walks.					3/11	at Fresno State	L 0-3	*6.0	6	4	3	1	5
					3/17	vs. Columbia	W 1-3	*8.0	3	1	1	2	8
					3/25	Air Force	W 2-3	*7.0	8	4	4	2	8
					3/31	at San Diego St.	L 2-4	*4.1	5	3	3	3	3
					4/7	Fresno State	-	*5.1	12	5	5	2	8
					DYE SEASON HIGHS								
					IP: 8.0 (3/16 vs. Columbia)				R: 7 (2/19 vs. Oregon State)				
					H: 12 (4/7 Fresno State)				BB: 4 (2/19 vs. Oregon State)				
					K: 8 (3x, last 4/7 Fresno State)				HR: 1 (3/4 vs Nevada)				

11	PHILLIP SIKES			OF/RHP	LAST FIVE APPEARANCES																																										
R/R	6-0/181	Fr/HS	4/27/1999	Paris, Texas/Paris HS																																											
<ul style="list-style-type: none">Four-year letterman for Paris High School and coach Bill Sikes ... In his senior year, hit .400 in 85 at-bats with 26 RBI's, nine doubles, four triples, three home runs and a .527 on-base percentage ... Also pitched in 2017, finishing the year with a 0.83 ERA in 13 appearances and 67.1 innings pitched, striking out 137 batters and walking 17Was named Texas All-State honorable mention (as a pitcher and a shortstop) his junior year after going 8-2 with a 1.54 ERA and 126 strikeouts in 68 innings while hitting .356 with 19 RBI, 15 runs and 12 stolen bases in 101 at-bats. ... Was also named the Red River Valley Most Valuable Player and the district defensive player of the year ... Tossed a one-hitter with 14 strikeouts in the first game of the 2016 state playoffs and in game two hit a go-ahead three-run home runWas a first-team all-district player as a sophomore and was named the district and Red River Valley Newcomer of the Year					<table><tr><th>Date</th><th>DEC.</th><th>IP</th><th>H</th><th>R</th><th>ER</th><th>BB</th><th>SO</th></tr><tr><td>2/19</td><td>vs. Oregon St.</td><td>-</td><td>0.2</td><td>3</td><td>3</td><td>3</td><td>0</td><td>0</td></tr><tr><td>4/2</td><td>Arizona</td><td>-</td><td>1.0</td><td>1</td><td>0</td><td>0</td><td>0</td><td>2</td></tr><tr><td>4/10</td><td>New Mexico State</td><td>-</td><td>1.1</td><td>3</td><td>1</td><td>1</td><td>0</td><td>1</td></tr></table>								Date	DEC.	IP	H	R	ER	BB	SO	2/19	vs. Oregon St.	-	0.2	3	3	3	0	0	4/2	Arizona	-	1.0	1	0	0	0	2	4/10	New Mexico State	-	1.1	3	1	1	0	1
Date	DEC.	IP	H	R	ER	BB	SO																																								
2/19	vs. Oregon St.	-	0.2	3	3	3	0	0																																							
4/2	Arizona	-	1.0	1	0	0	0	2																																							
4/10	New Mexico State	-	1.1	3	1	1	0	1																																							
					SIKES SEASON HIGHS																																										
					IP: 1.1 (4/10 New Mexico State)				R: 3 (2/19 vs Oregon State)																																						
					H: 3 (2x, last New Mexico State)				BB: 0																																						
					K: 2 (4/2 Arizona)				HR: 0																																						

12	NICK KRAUTH			RHP	LAST FIVE APPEARANCES										
R/R	6-1/175	Fr/HS	9/6/1999	Concord, Calif./Northgate HS				Date	DEC.	IP	H	R	ER	BB	SO
<ul style="list-style-type: none">Played at Northgate High School and in his senior year had a 2.20 ERA with a 6-5 record in 11 appearances ... In 66.2 innings pitched as a senior, he struck out 64 batters and walked 20 ... As a junior had a 0.50 ERA in five appearances along with a save ... In 14 innings pitched, struck out 11 batters and walked five ... Had a 3.85 ERA with a 1-2 record in nine appearances during his sophomore year ... In 23.2 innings pitched, he struck out 13 batters and walked 16					2/19	vs. Oregon St.	-	2.2	7	5	2	0	1		
					2/22	CMU	-	1.1	5	5	4	2	1		
					3/4	Nevada	-	0.2	1	2	2	2	0		
					3/10	at Fresno State	-	1.0	1	0	0	0	1		
					3/13	at Pepperdine	-	*5.2	3	3	3	1	2		
					KRAUTH SEASON HIGHS										
					IP: 5.2 (3/11 at Pepperdine)				R: 5 (2x, last 2/22 vs CMU)						
					H: 7 (2/19 vs Oregon State)				BB: 2 (2x, last 3/4 vs. Nevada)						
					K: 2 (3/11 at Pepperdine)				HR: 1 (3/11 at Pepperdine)						

18		MALACHI EMOND			RHP	LAST FIVE APPEARANCES								
R/R	6-3/215	Jr/TR	7/18/1997	Coventy, Conn./Western Oklahoma JC		Date	DEC.	IP	H	R	ER	BB	SO	
<ul style="list-style-type: none">Made 19 appearances with a 5.88 ERA in 33.2 innings ... Recorded two saves ... Struck out 39 batters.						3/16	at Houston	-	1.0	0	0	0	2	
						3/24	Air Force	-	2.1	2	3	3	4	3
						3/29	at San Diego St. W 3-1	3.0	0	0	0	0	5	
						4/2	Arizona	-	1.0	0	0	0	2	
						4/7	Fresno State	-	4.2	4	1	1	1	3
						EMOND SEASON HIGHS								
IP: 4.2 (4/7 Fresno State)						R: 3 (3/24 Air Force)								
H: 4 (4/7 Fresno State)						BB: 4 (3/24 Air Force)								
K: 5 (4/2 Arizona)						HR: 1 (3/24 Air Force)								

NEW MEXICO PITCHERS

R/R	6-1/192	So/1VL	10/3/1997	Albuquerque, N.M./Sandia HS
-----	---------	--------	-----------	-----------------------------

- | | | | | |
|-----|---------|--------|-----------|----------------------------|
| L/R | 6-1/197 | Sr/3VL | 9/20/1995 | Gilbert, Ariz./Mesquite HS |
|-----|---------|--------|-----------|----------------------------|

- | | | | | |
|-----|---------|--------|----------|------------------------------------|
| R/R | 6-4/205 | Jr/1VL | 9/2/1995 | Albuquerque, N.M./NMMI/La Cueva HS |
|-----|---------|--------|----------|------------------------------------|

- | | | | | |
|-----|---------|--------|-----------|-------------------------------|
| R/R | 6-4/200 | So/1VL | 9/15/1997 | Longview, Texas/Hallsville HS |
|-----|---------|--------|-----------|-------------------------------|

- | | | | | |
|-----|---------|--------|-----------|-------------------------|
| R/R | 6-7/216 | Jr/2VL | 3/13/1997 | Spring, Texas/Spring HS |
|-----|---------|--------|-----------|-------------------------|

- | | | | | |
|-----|---------|-------|-----------|----------------------------------|
| L/L | 6-1/219 | So/1L | 6/22/1998 | Las Vegas, Nev./Bishop Gorman HS |
|-----|---------|-------|-----------|----------------------------------|

- IP:** 2.2 (4/10 New Mexico State) **R:** 2 (4/6 Fresno State)
H: 4 (2x, last 4/6 Fresno State) **BB:** 1 (3x, last 4/6 Fresno State)
K: 3 (2x, last 4/6 Fresno State) **HR:** 1 (3/23 Air Force)

NEW MEXICO PITCHERS

44

R/R

6-3/221

So/1VL

NATHANIEL GARLEY

1/31/1998

Albuquerque, N.M./El Dorado HS

RHP

LAST FIVE APPEARANCES

Date	DEC.	IP	H	R	ER	BB	SO
3/25	Air Force	S 1	2.0	0	0	0	1 2
3/30	at San Diego St.	W 2-1	6.1	3	1	0	1 9
4/6	Fresno State	-	2.0	4	3	3	1 1
4/8	Fresno State	-	2.0	4	2	2	0 2
4/10	New Mexico State	-	3.0	2	0	0	2 3

GARLEY SEASON HIGHS

IP: 6.1 (4/2 Arizona)

H: 6 (2/24 vs CMU)

K: 9 (4/2 Arizona)

R: 5 (2/24 vs CMU)

BB: 2 (4x, last 4/10 New Mexico St.)

HR: 1 (2x, last 3/7 at Texas Tech)

- Was a four-year letterman in baseball and a two-year letterman in football at Eldorado High School (Albuquerque, N.M.) ... His senior season was the New Mexico Gatorade Baseball Player of the Year and went 7-1 with a 1.45 ERA, 70 strikeouts and nine walks in 58 innings on the mound and hit .500 with eight home runs, 10 doubles, two triples and 30 RBI in helping Eldorado to the state quarterfinals ... Was selected First Team All-State ... As a junior helped Eldorado to the Class 6A state title by going 7-1 with a 0.80 ERA with 87 strikeouts in 61 innings while hitting .429 with three home runs, eight doubles and 26 RBI ... Tossed the second no-hitter in Eldorado history on April 1, 2014 with 14 strikeouts and two walks in a 6-0 win over Sandia (Albuquerque) ... Was named First Team All-State and the Albuquerque Metro Player of the Year as a junior.
- (Fr) Had an 11.66 ERA in 10 appearances and 14.2 innings ... Struck out 10 batters while walking nine ... Made his collegiate debut against New Mexico State on March 7 in El Paso, Texas ... Made first career start against Texas Tech on April 26.

2018 BASEBALL ROSTER

#	NAME	POS	B/T	HT/WT	YR/EXP	HOMETOWN/LAST SCHOOL
2	Garrett Gouldsmith	INF	R/R	5-9/175	Fr/HS	Rio Rancho, N.M./Rio Rancho HS
3	Hayden Schilling	IF/RHP	L/R	5-10/177	Jr/2L	Santee, Calif./West Hills HS
4	Robert Gasser	LHP	L/L	6-0/165	Fr/HS	El Dorado Hills, Calif./Oak Ridge HS
5	Justin Watari	INF	L/R	5-6/155	So/1L	Roseville, Calif./Woodcreek HS
6	Brayden Merritt	OF	L/R	5-9/165	Fr/HS	Chandler, Ariz./Hamilton HS
7	Jeff Deimling	OF	R/R	6-0/195	Jr/RS	Albuquerque, N.M./NMJC
9	Larry Leitha	OF/RHP	R/R	5-10/186	Jr/TR	Kerrville, Texas/NMJC
10	Cody Dye	RHP	R/R	6-0/197	So/1L	Walnut, Calif./Walnut HS
11	Phillip Sikes	OF/RHP	R/R	6-0/181	Fr/HS	Paris, Texas/Paris HS
12	Nick Krauth	RHP	R/R	6-1/175	Fr/HS	Concord, Calif./Northgate HS
13	Connor Mang	INF	R/R	5-11/200	Fr/RS	Los Alamos, N.M./Los Alamos HS
14	Derek Marshall	INF/OF	R/R	6-1/228	Fr/RS	Los Angeles Calif./Loyola HS
15	Jared Mang	OF	R/R	5-10/210	Jr/2L	Los Alamos, N.M./Los Alamos HS
16	Richard Ware	INF	R/R	5-9/175	Fr/HS	Albuquerque, N.M./La Cueva HS
17	Daniel Herrera	C	S/R	6-1/200	Sr/1L	Albuquerque, N.M./NMJC
18	Malachi Emond	RHP	R/R	6-3/215	Jr/TR	Coventry, Conn./Western Oklahoma JC
19	Drew Gillespie	RHP	R/R	6-1/192	So/1L	Albuquerque, N.M./Sandia HS
20	Chris Dunn	OF	S/R	6-1/205	Fr/RS	Las Vegas, Nev./Bonanza HS
21	Tyler Adge	RHP	R/R	5-10/170	Fr/HS	Sacramento, Calif./Jesuit HS
23	Cole Cummings	INF	L/R	6-2/174	Fr/HS	Corona, Calif./Jesuit HS
24	James Harrington	RHP	L/R	6-1/197	Sr/3L	Gilbert, Ariz./Mesquite HS
25	Drew Marrufo	C	R/R	6-1/191	Fr/HS	Santa Teresa, N.M./Santa Teresa HS
26	Nick Atkins	INF	R/R	5-8/155	Fr/HS	Venice, Calif./Venice HS
27	Daniel Zakosek	C	L/R	5-8/187	Fr/HS	Chatsworth, Calif./Chatsworth HS
28	Matt Rodriguez	RHP	R/R	6-1/213	Fr/HS	La Puente, Calif./Wilson HS
29	Chad Smith	RHP	R/R	6-4/205	Jr/1L	Albuquerque, N.M./NMMI
30	Jack White	RHP	R/R	6-3/188	Fr/HS	Albuquerque, N.M./Cibola HS
32	Justin Slaten	RHP	R/R	6-4/200	So/1L	Longview, Texas/Hallsville HS
33	Christian Tripp	RHP	R/R	6-7/216	Jr/2L	Spring, Texas/Klein HS
34	Josh Wunnenberg	C/1B	R/R	6-0/210	Fr/HS	Phoenix, Ariz./Mountain Point HS
36	Karl Koerper	1B	L/L	6-4/240	Fr/HS	Las Cruces, N.M./Centennial HS
40	Brian Coffey	LHP	L/L	6-1/219	So/1L	Las Vegas, Nev./Bishop Gorman HS
42	Robby Campillo	C	R/R	6-2/215	So/1L	Tucson, Ariz./Salpointe HS
43	Danny Collier	OF	L/R	6-1/190	Sr/3L	Albuquerque, N.M./Sandia HS
44	Nathaniel Garley	RHP	R/R	6-3/221	So/1L	Albuquerque, N.M./Eldorado HS
45	Jeremy Conant	1B	L/R	6-2/252	Jr/TR	Alts Loma Calif./Pasadena City JC
50	Brandon Langan	LHP	L/L	6-0/235	Sr/1L	Elk Grove, Calif./Sacramento City JC

Head Coach: 1 Ray Birmingham (11th season)**Assistant Coach:** 8 Buddy Gouldsmith (3rd season)**Athletic Trainer:** Rob Rimorin (8th season)**Pitching Coach:** 22 Ken Jacome (14th season)**Volunteer Assistant Coach:** Trey Porras (1st season)**Managers:** 35 Dante Mileta (2nd season)**PRONUNCIATIONS**

Campillo = Camp-EE-oh

Deimling = DIME-ling

Jacome = HAAK-uh-me

Leitha = Lee-tha

Watari = Wa-tar-EE

RAY BIRMINGHAM

(New Mexico State, 1978)

- 11th Season at New Mexico
- 31st Overall

Career Notes

- Five NCAA regionals appearances in the last season seasons (2010-13, '16), first NCAA postseason berths for UNM since 1962
- Birmingham coached the Lobos to their first three MW Tournament Championships in 2011-12 and 2016. The Lobos have won five of their six regular-season titles under Birmingham's guidance - including 2017.
- Attained highest RPI in UNM history (No. 1) in 2017 and its highest ranking ever (No. 13 by *Baseball America*) in 2013.
- Earned his 1,000th collegiate victory with a 19-5 victory at Air Force on April 6, 2013.
- Coached his 1,500th collegiate game on Thursday, May 23, 2013, in the Mountain West Tournament against Nevada.
- Guided New Mexico Junior College to the 2005 NJCAA National Championship and were the national runner-up in 2007.
- Birmingham set the foundations for the programs at College of the Southwest (1988-89) and NMJC (1990-2007).
- Birmingham began his coaching career at Las Cruces Mayfield High School where the Trojans won the 4A championship in 1981 and had three No. 1 rankings through 1983.

**Current Year-By-Year Record****Overall: 1,171-597-5****New Mexico: 353-269-3****4-Year Institution: 397-330-2****2-Year Institution: 767-256-2**

School	Year	Record	Pct.
College of SW	1988	20-40	.333
College of SW	1989	33-33	.500
CSW	2 yrs.	53-73	.421
New Mexico JC	1990	22-30	.423
New Mexico JC	1991	42-18	.700
New Mexico JC	1992	40-15	.727
New Mexico JC	1993	48-13	.787
New Mexico JC	1994	42-12	.778
New Mexico JC	1995	48-9	.842
New Mexico JC	1996	34-17	.667
New Mexico JC	1997	38-14	.731
New Mexico JC	1998	40-18	.690
New Mexico JC	1999	33-21	.611
New Mexico JC	2000	41-14	.745
New Mexico JC	2001	44-14	.759
New Mexico JC	2002	43-10	.811
New Mexico JC	2003	43-14	.754
New Mexico JC	2004	47-10	.825
New Mexico JC	2005	55-10	.846
New Mexico JC	2006	49-8-1	.853
New Mexico JC	2007	56-8-1	.856
NMJC	18 yrs.	765-255-2	.750
New Mexico	2008	34-25	.576
New Mexico	2009	37-20	.649
New Mexico	2010	38-22	.633
New Mexico	2011	20-41	.328
New Mexico	2012	37-24	.607
New Mexico	2013	37-22	.627
New Mexico	2014	37-20-1	.647
New Mexico	2015	32-27	.542
New Mexico	2016	39-23	.623
New Mexico	2017	30-27-1	.526
New Mexico	2018	12-18-1	.403
UNM	11 yrs.	353-269-3	
Totals	30 yrs.	1,171-597-5	

HOME, SWEET, HOME

On March 24, 2013, the UNM baseball team moved into its new old home. After spending most of the previous nine seasons at Isotopes Park, the Lobos returned to a newly renovated Santa Ana Star Field with astounding success. After losing two of their first five games in their new home park, the Lobos finished the season with 11 straight wins at home to post a 14-2 record at Santa Ana Star Field.

RECORD AT RENOVATED SANTA ANA STAR FIELD

Year	Record	Pct.
2013	14-2	.875
2014	22-8-1	.726
2015	20-10	.667
2016	19-8	.703
2017	19-10	.655
2018	6-8-1	.433
Totals	100-46-2	.682

LAST TIME OUT FOR THE LOBOS ...

ALBUQUERQUE, N.M. --- The New Mexico State Aggies did just about all their damage with two outs, scoring eight of their nine runs with two down, including all six in a six-run second inning that put the game away early as NMSU defeated New Mexico 9-1 in the first of three Tuesday games between the two teams.

New Mexico's offense struggled mightily, and the opening inning for UNM on offense was the omen of things to come. Danny Collier opened the game by beating out an infield single, sliding into first, but on the first pitch to Hayden Schilling, Collier tried to advance on a ball in the dirt and was thrown out, and it turned into that kind of night.

Three rockets, off the bats of Schilling, Garrett Gouldsmith and Richard Ware all went for double plays that two feet either way all scored runs. Two of those nearly resulted in triple plays. As it were though, UNM's offense could only muster seven singles against Justin Dehn, Matthew Perea and Alvaro Castillo.

UNM never got on the board until two down in the ninth. The inning started with a pair of singles, but Ware lined into an unassisted double play, with the second baseman Gonzalez not throwing the ball to first on what would have been a triple play. A wild pitch, a walk and a Garrett Gouldsmith single, all with two outs, brought in the lone run for UNM.

The Aggies got on the board against James Harrington in the first after Harrington quickly got two outs. A single to Trey Stine, a wild pitch and a single by Logan Ehnes made it 1-0. In the second, Harrington had two outs and a runner on first when the wheels fell off. Marcus Still hit a run scoring triple to make it 2-0, and after a walk Joey Ortiz singled in a run to make it 3-0.

A Trey Stine single made it 4-0 and then an infield double off the glove of Hayden Schilling made it 5-0. Tristan Carranza made it 7-0 with a two-run single.

Overall Harrington allowed eight earned runs in two-plus innings, and it was Nathaniel Garley who entered and threw three scoreless innings of relief. Phillip Skies and Brian Coffey also pitched, with Sikes going 1.1 innings and Coffey 2.2 of one-hit relief. UNM's relievers threw seven innings of one run ball, allowing six hits.

The Lobos now head to Reno, Nevada for a three-game series, with a couple of time changes. Saturday's game is now at 5 p.m. Mountain Time, and Sunday's game moved up to noon Mountain Time.

BASEBALL QUICK FACTS**UNIVERSITY INFORMATION**

Institution.....University of New Mexico
 Location.....Albuquerque, N.M.
 Enrollment.....28,800
 Founded.....1889 by Territorial Legislature
 Colors.....Cherry and Silver
 Nickname.....Lobos
 Conference.....Mountain West
 President.....Dr. Garnett Stokes
 Director of Athletics.....Eddie Nuñez
 Faculty Representative.....Amy Neel

BASEBALL INFORMATION

Head Coach.....Ray Birmingham (11th year)
 Alma Mater.....New Mexico State '78
 Asst. Coach - Pitching.....Ken Jacome (14th year)
 Alma Mater.....Oklahoma City '91
 Asst. Coach - Recruiting/3rd Base Buddy Gouldsmith (3rd year)
 Alma Mater.....Sacramento State '92
 Volunteer Coach.....Trey Porras (1st year)
 Managers.....Dante Mileta (3rd year)
 Athletic Trainer.....Rob Rimorin (9th year)
 Letterwinners Returning/Lost.....18/18
 Starters Returning/Lost.....6/3
 Pitchers Returning/Lost.....11/5
 Newcomers.....19

BASEBALL STADIUM

Stadium.....Santa Ana Star Field
 Capacity.....1,000
 Dimensions.....LF: 338, LF Power Alley: 408,
CF: 420, RF Power Alley: 408, RF: 338:

2017 REVIEW

Overall Record.....30-27-1
 MW Record (Finish).....19-9-1 (1st)
 Home Record.....19-10
 Away Record.....10-17-1
 Neutral Record.....1-0

PROGRAM HISTORY (Going into 2018)

All-Time Record.....1,809-1,614-15 (.528)*
 MW Record.....295-196-1 (.601)
 NCAA Appearances..6 (1962, 2010, '11, '12, '13, '16)
 Conference Championships.....7 (1962, 2000, '11,
 '12, '13, '14, '17)
 Conference Tournament Titles.....3 (2011, '12, '16)
 * includes exhibition games and non-NCAA opponents

MEDIA RELATIONS

UNM Baseball Contact.....Frank Mercogliano
 Cell Phone.....(505) 410-4844
 Email.....fmercog@unm.edu
 Website.....www.GoLobos.com
 Twitter.....@UNMLoboBaseball
 Instagram.....@UNMLoboBaseball
 Email.....fmercog@unm.edu

A STAT THAT'S NOT GREAT, BUT IS AMAZIN' ...

After 31 games, the Lobos have hit at just a .267 clip for the season. Should UNM not improve that by 33 points, it would end a streak of six consecutive seasons of hitting .300 or better. In fact, the Lobos have hit .300 or better in 26 of the last 27 seasons (hitting .271 in 2011).

New Mexico's .267 average currently would be the lowest in 49 years, dating back to 1969, when the team hit .257 over 48 games.

CYCLE STATS ... Earlier this season on March 24, Danny Collier homered with two outs in the 10th inning, giving him UNM's first cycle since the 2016 season when Carl Stajduhar hit one as a part of a 6-hit day. Stajduhar also completed his cycle with a home run, hitting his with one out in the ninth inning to tie Fresno State at 4-4.

Overall Collier's cycle was the ninth in the history of the program. Here are all of the cycles in UNM history.

Danny Collier vs. Air Force 3/24/18
 Carl Stajduhar vs. Fresno State 4/9/16
 Dane Hamilton vs. Binghamton, 3/7/09 (Gm 1)
 Ian Hollick vs. Air Force, 4/13/06 (Gm 2)
 Todd Stroud vs. Air Force, 3/23/02
 Chad Alevras vs. E. New Mexico, 4/30/97
 Mark Wulfert vs. Air Force, 4/3/94
 Dave Kirkpatrick vs. Air Force, 5/14/88
 Jay Slotnick vs. Iowa, 3/27/85
 Jay Slotnick vs. Texas Tech, 2/10/85
 Perry Danforth vs. New Mexico State, 2/24/73

SIX STRAIGHT ... UNM's five straight home losses is the longest home losing streak since losing five straight to Utah and TCU in 2011. Those games were played at Isotopes Park.

Those five losses were part of a seven-game losing streak, and that's the longest streak behind the current six-game streak.

SCHILLING IS CHILLING ... Hayden Schilling has hit in four straight games, but against Arizona in limited at bats (just two plate appearances), he walked once, so he has extended his on-base streak to 12 straight games, currently the best on the team.

TAKE A WHIFF OF THIS STAT ... New Mexico has struck out 272 batters in 31 games, an average of 8.77 strikeouts per game. Over a 55-game season with no postseason or conference tournament, UNM is on pace for 482 strikeouts as a staff, and if UNM keeps that pace up, UNM would break the school record for staff strikeouts in a season. Here are the best eight seasons:

2012: 475
 1968: 469
 2010: 414
 2005: 398
 2009: 394
 2000: 391
 2011: 390
 1971: 384

EIGHT IS GREAT ... New Mexico pitching has struck out at least eight batters in a game in 12 of the last 14 games, and in eight of those UNM has hit double-digits, including twice against Fresno State.

THE BOOK OF MALACHI ... In the Bible, there is a book of Malachi. No one in there does it refer to the author as a rubber-armed relief ace, but that's what UNM's Malachi Emond is (that's pronounced MAL uh KEYE EH mind, not ma LAAT CHI EE mond).

Emond is currently 3-1 (leading the team in wins) with a 2.42 ERA.

Emond has allowed just 12 hits and nine walks in 22.1 innings.

GIVE THEM NOTHING! BUT TAKE FROM THEM EVERYTHING! ... Ray Birmingham is the fourth Lobo coach to hit the 300-win in his UNM career. Here is the UNM coaching wins list:

Coach	Seasons	Wins
Rich Alday	18	515
Vince Cappelli	13	384
Ray Birmingham	11	353
Bob Leigh	11	309

IT'S OVER AFTER EIGHT ... The UNM bullpen has been outstanding at protecting leads during the last several seasons. If UNM is leading after eight innings? Forget it. The Lobos haven't lost when leading after eight in 159 straight games, a streak that dates back to March 24, 2013.

Lobos when leading after 8 since 3/24/13

2013 25-0
 2014 33-0
 2015 29-0
 2016 36-0
 2017 29-0-1
 2018 9-0

What makes that streak so impressive is already this year UNM has won a game this season when TRAILING after eight.

ANOTHER TRIPPY DAY ... Christian Tripp has six saves on the season and is one of college baseball's best closers. Tripp now has 16 saves in his career, which puts his second in Lobo history:

SAVES (Career)

20 Victor Sanchez, 2013-16
16 Christian Tripp, 2016-present
 15 Gera Sanchez, 2010-12
 13 Ed Bartholomew, 1983-85
 11 Joe Salas, 2001-04
 10 David Meng, 1994-95
 9 Alex Estrella, 2012-13, '15-16
 9 Joe Abell, 1997-00
 9 Clinton Cox, 2008-09
 8 Josh Walker, 2012-14
 8 David Waites, 1996-97

NEW MEXICO BASEBALL NOTES

WHEN NUMBERS DECEIVE ... Nick Krauth had a rough first three collegiate outings, getting used to the college game. His last two, including his first career start, have been fantastic.

In his first three games, he threw 4.1 innings, allowing 13 hits, 12 runs, eight earned, and four walks. Since then? 6.2 innings, 4 hits, 3 run, all earned, and one walk.

His first three appearances amounted to a 15.43 ERA, but in his last two appearances, he has a solid 3.52 ERA.

MOUNTAIN WEST FAVORITES ... The defending Mountain West regular-season champion University of New Mexico baseball team will again be the favorite according to the coaches.

The Lobos finished with three of the seven first-place votes (teams couldn't vote for their own team or players) and 31 points – just ahead of San Diego State which collected two first-place votes and 29 points. Fresno State was picked third with 24 points (one first-place vote) followed by Nevada (22 points), UNLV (21 points – one first-place vote), Air Force (11 points) and San Jose State (nine points).

The Lobos had three players make the Preseason All-Mountain West Team in senior outfielder Danny Collier, junior outfielder Jared Mang and junior pitcher Christian Tripp.

Collier hit .328 with three home runs, 51 RBI, 50 runs and six stolen bases last season and improved his numbers during Mountain West action – hitting .396 (eighth in the conference) with 29 RBI and 27 runs in 24 Mountain West games.

Mang hit .373 last season with nine home runs, 17 doubles, 62 RBI and 62 runs – but stepped it up even more in Mountain West play by hitting .432 (third in the conference) and tying for the RBI lead with 42. He was an All-Mountain West player in 2017 as well as a CoSIDA Academic All-American.

Tripp finished with six saves, 26 strikeouts and a 5.14 ERA in 28 innings (26 games last season). In Mountain West play, Tripp tied for the conference lead with four saves and tied for second in games finished with 11.

Preseason Mountain West Coaches Poll

TEAM	Points (first-place votes)
New Mexico	1 (3)
San Diego State	9 (2)
Fresno State	24 (1)
Nevada	22
UNLV	21 (1)
Air Force	11
San José State	9

2018 Preseason All-MW Team

Position Players:

Nic Ready, Jr., 1B, Air Force
Tyler Zabochnik, Sr., SS, Air Force
Grant Fennell, Sr., OF, Nevada
Danny Collier, Sr., OF/DH, New Mexico

Jared Mang, Jr., OF, New Mexico

David Hensley, Sr., SS, San Diego State
Shane Timmons, Sr., 1B, San José State
Kyle Isbel, Jr., OF, UNLV
Bryson Stott, So., SS, UNLV

Pitchers:

Edgar Gonzalez, Jr., RHP, Fresno State
Mark Nowaczewski, Sr., RHP, Nevada

Christian Tripp, Jr., RHP, New Mexico

Logan Boyer, So., RHP, San Diego State

TO BE THE BEST, YOU GOT TO PLAY THE BEST ...

One doesn't have to look much further than who The University of New Mexico baseball team opens the season with to see that the Lobos again have put together one of the toughest schedules in the country for the 2018 season.

The defending Mountain West champion Lobos began the season in Surprise, Arizona where they twice faced 2017 College World Series participant and the top-ranked team for much of last season Oregon State. UNM got a win over Cal Poly (which took second in the Big West) lost to Gonzaga (reached the NCAA postseason) as well.

UNM went 30-27-1 last season and won the Mountain West with a 19-9-1 mark, however, injuries derailed a chance at back-to-back Mountain West Tournament titles.

Overall, the Lobos play five teams in non-conference play that finished 2017 with an RPI of 50 or better - Oregon State (No. 1 RPI), Texas Tech (No. 7 RPI - play at home March 6-7, on road April 17-18), Arizona (No. 28 RPI - at home April 1), St. John's (No. 46 RPI - at home March 2-4) and Gonzaga (No. 50 RPI).

30-WIN SEASONS & BIRMINGHAM GO TOGETHER LIKE PEANUT BUTTER & JAM ...

The Lobos are averaging 34.1 wins per year in the first 10 years under coach Ray Birmingham, a New Mexico native. UNM only reached that number eight times before the Birmingham era.

UNM's 39 wins in 2016 was the third most in program history and the most since winning a program-best 42 in 1985. The Lobos' run from 2012-14 (three straight 37-win seasons) was the most wins UNM has recorded in a three-year period.

In 2010, New Mexico had the third most wins in program history. The Lobos are currently in the midst of the most successful 10-year stretch in its history (341 wins).

Most Wins in a Season

1.	42	1985 (42-17-2)
2.	41	1980 (41-22-0)
3.	39	2016 (39-23-0)
4.	38	2010 (38-22-0)
5.	37	2014 (37-20-1)
	37	2013 (37-22-0)
	37	2012 (37-24-0)
	37	2009 (37-20-0)
	37	1968 (37-13-0)
	37	1979 (37-23-1)

YOU'RE AN ALL-AMERICAN AND YOU'RE AN ALL-AMERICAN ... In 2017 Carl Stajduhar and Luis Gonzalez earned All-American honors, the 13th and 14th time in coach Ray Birmingham's first 10 seasons that a player has earned an All-American award.

SWEET NEW DIGS ... The years of hard work by so many to make a University of New Mexico baseball clubhouse a reality culminated Jan. 28, 2017, in a ceremony fitting for the new state-of-the-art R.D. and Joan Dale Hubbard Clubhouse.

"Today is a historical day for not only the Lobo baseball team, but also the University of New Mexico and our great state, UNM coach Ray Birmingham said. "... Thank you R.D. and Joan Dale for caring about us and caring about the people of New Mexico."

R.D. Hubbard, who donated the lead gift of \$500,000 to the project, had a fun-loving message for Birmingham.

The Hubbard's donation was one of many to help make the R.D. & Joan Dale Hubbard Clubhouse, which is located down the right field line at Santa Ana Star Field, the first privately funded building on UNM's campus.

The R.D. & Joan Dale Hubbard Clubhouse features locker rooms, coaching offices, restrooms, showers, a training room, storage and a player's lounge. The building also provides a second-floor deck that overlooks the field.

Previously, the UNM baseball team used a locker room in Dreamstyle Arena – The Pit, but had to vacate it during certain events at the arena.

LOBOS HELPING LOBOS ... The University of New Mexico baseball student-athletes, some holding cell phones to record the moment, walked into the Dennis Family Locker Room for the first time Jan. 12 with the lights from their new lockers and a cherry light shining down onto the Lobo logo on the carpet guiding the way in front of the Dennis family and numerous others who support the program.

Coach Ray Birmingham and UNM dedicated the locker room to Dee Dennis Jr. and his family, a family who donated \$300,000 to the project while also assisting in the installation of lights on Santa Ana Star Field in 2013.

"Today as Lobos, we celebrate a man that has made us better," Birmingham said of Dennis. "He has knocked it out of the park. We win because of Dee Dennis. We grow as Lobos and as men because of Dee Dennis. ... Thank you, Dee."

Dennis' son, Dee Dennis III, is a Lobo baseball alum that graduated in 2000 and helped UNM to a 35-21 record his senior season, including a 22-8 mark in Mountain West play to win the regular-season title. Dennis III, who with his father made the donation, is honored with a plaque in the locker room.

TEAM SUPERLATIVES

TEAM GAME HIGHS

Batting

At bats:	45	-	vs Columbia (Mar 16, 2018 at Houston, Texas)
Runs scored:	20	-	vs Central Michigan (Feb 22, 2018)
Hits:	19	-	vs Central Michigan (Feb 22, 2018)
RBIs:	17	-	vs Central Michigan (Feb 22, 2018)
Doubles:	6	-	vs Nevada (Mar 04, 2018)
Triples:	3	-	vs Central Michigan (Feb 22, 2018)
Home runs:	3	-	vs Arizona (Apr 02, 2018)
Total bases:	28	-	vs Central Michigan (Feb 22, 2018)
Walks:	12	-	vs Central Michigan (Feb 22, 2018)
Strikeouts:	15	-	at Fresno State (Mar 11, 2018)
Sac hits:	4	-	vs Air Force (Mar 24, 2018)
Sac flies:	2	-	at Cal Poly (Mar 12, 2018)
Stolen bases:	4	-	vs Central Michigan (Feb 22, 2018)
Hit by pitch:	5	-	vs Columbia (Mar 16, 2018 at Houston, Texas)
Caught stealing:	3	-	vs Central Michigan (Feb 24, 2018)
Runners LOB:	14	-	at Fresno State (Mar 09, 2018)
Hit into DP:	3	-	vs Oregon State (Feb 19, 2018 at Surprise, Ariz.)
	3	-	vs Fresno State (Apr 06, 2018)
	3	-	vs New Mexico State (Apr 10, 2018)

Fielding

Putouts:	33	-	vs Columbia (Mar 16, 2018 at Houston, Texas)
	33	-	vs Fresno State (Apr 07, 2018)
Assists:	16	-	vs Central Michigan (Feb 24, 2018)
Errors:	4	-	at Cal Poly (Mar 12, 2018)
	4	-	vs Fresno State (Apr 06, 2018)
Passed balls:	1	-	(5 times)
DPs turned:	4	-	at Cal Poly (Mar 12, 2018)
	4	-	vs Columbia (Mar 16, 2018 at Houston, Texas)

Pitching

Innings pitched:	11.0	-	vs Columbia (Mar 16, 2018 at Houston, Texas)
	11.0	-	vs Fresno State (Apr 07, 2018)
Runs allowed:	16	-	vs Arizona (Apr 02, 2018)
Earned runs:	16	-	vs Arizona (Apr 02, 2018)
Walks allowed:	9	-	at Texas Tech (Mar 07, 2018)
	9	-	vs Air Force (Mar 24, 2018)
Strikeouts:	17	-	vs Air Force (Mar 24, 2018)
Hits allowed:	18	-	vs Oregon State (Feb 19, 2018 at Surprise, Ariz.)
	18	-	vs Arizona (Apr 02, 2018)
	18	-	vs Fresno State (Apr 07, 2018)
Doubles allowed:	7	-	vs Fresno State (Apr 06, 2018)
Triples allowed:	3	-	vs Air Force (Mar 23, 2018)
Homers allowed:	3	-	vs Nevada (Mar 04, 2018)
	3	-	at Pepperdine (Mar 13, 2018)
Wild pitches:	4	-	at Cal Poly (Mar 12, 2018)
Hit batters:	4	-	vs Nevada (Mar 02, 2018)

INDIVIDUAL GAME HIGHS

Batting

At bats:	5	-	(10 times)
Runs scored:	3	-	MANG, Jared vs Central Michigan (Feb 22, 2018)
	3	-	COLLIER, Danny vs Central Michigan (Feb 22, 2018)
	3	-	SCHILLING, Hayden vs Central Michigan (Feb 22, 2018)
Hits:	4	-	DEIMLING, Jeff vs Gonzaga (Feb 18, 2018 at Surprise, Ariz.)
	4	-	SCHILLING, Hayden vs Central Michigan (Feb 22, 2018)
RBIs:	4	-	DEIMLING, Jeff vs Central Michigan (Feb 22, 2018)
	4	-	MANG, Connor vs Central Michigan (Feb 22, 2018)
	4	-	SCHILLING, Hayden vs Central Michigan (Feb 22, 2018)
Doubles:	1	-	(13 times)
Triples:	2	-	DUNN, Chris vs Central Michigan (Feb 24, 2018)
Home runs:	1	-	MERRITT, Brayden vs Central Michigan (Feb 25, 2018)
Total bases:	7	-	DUNN, Chris vs Central Michigan (Feb 24, 2018)
Walks:	3	-	MANG, Jared vs Central Michigan (Feb 22, 2018)
Strikeouts:	3	-	MANG, Jared vs Cal Poly (Feb 17, 2018 at Surprise, Arizona)
	3	-	COLLIER, Danny vs Gonzaga (Feb 18, 2018 at Surprise, Ariz.)
Sac hits:	1	-	(5 times)
Sac flies:	1	-	COLLIER, Danny vs Central Michigan (Feb 23, 2018)
	1	-	GOULDSMITH, Garrett vs Central Michigan (Feb 24, 2018)
Stolen bases:	2	-	LEITHA, Larry vs Central Michigan (Feb 22, 2018)
Hit by pitch:	1	-	(12 times)
Caught stealing:	1	-	(8 times)
Runners LOB:	5	-	MANG, Connor vs Central Michigan (Feb 25, 2018)

Fielding

Putouts:	14	-	DEIMLING, Jeff vs Central Michigan (Feb 22, 2018)
Assists:	6	-	GOULDSMITH, Garrett vs Oregon State (Feb 16, 2018 at Surprise, Ariz.)
Errors:	3	-	SCHILLING, Hayden vs Central Michigan (Feb 22, 2018)
Passed balls:	1	-	CAMPILLO, Robby vs Gonzaga (Feb 18, 2018 at Surprise, Ariz.)

Pitching

Innings pitched:	7.0	-	SLATEN, Justin vs Central Michigan (Feb 23, 2018)
Runs allowed:	7	-	DYE, Cody vs Oregon State (Feb 19, 2018 at Surprise, Ariz.)
Earned runs:	6	-	DYE, Cody vs Oregon State (Feb 19, 2018 at Surprise, Ariz.)
Walks allowed:	4	-	GASSER, Robert vs Cal Poly (Feb 17, 2018 at Surprise, Arizona)
	4	-	DYE, Cody vs Oregon State (Feb 19, 2018 at Surprise, Ariz.)
	4	-	HARRINGTON, James vs Central Michigan (Feb 22, 2018)
Strikeouts:	8	-	SLATEN, Justin vs Central Michigan (Feb 23, 2018)
Hits allowed:	8	-	DYE, Cody vs Oregon State (Feb 19, 2018 at Surprise, Ariz.)
	8	-	DYE, Cody vs Central Michigan (Feb 25, 2018)
Doubles allowed:	2	-	SLATEN, Justin vs Oregon State (Feb 16, 2018 at Surprise, Ariz.)
	2	-	DYE, Cody vs Oregon State (Feb 19, 2018 at Surprise, Ariz.)
Triples allowed:	1	-	KRAUTH, Nick vs Oregon State (Feb 19, 2018 at Surprise, Ariz.)
	1	-	GASSER, Robert vs Central Michigan (Feb 24, 2018)
	1	-	DYE, Cody vs Central Michigan (Feb 25, 2018)
Homers allowed:	2	-	SLATEN, Justin vs Oregon State (Feb 16, 2018 at Surprise, Ariz.)
Wild pitches:	1	-	(5 times)
Hit batters:	1	-	(6 times)

2018 UNM TEAM STATISTICS

2018 New Mexico Lobo Baseball Overall Statistics for New Mexico (as of Apr 10, 2018) (All games Sorted by Batting avg)

Record: 12-18-1 Home: 6-8-1 Away: 3-7 Neutral: 3-3 MW: 6-9

Player	avg	gp-gs	ab	r	h	2b	3b	hr	rbi	tb	slg%	bb	hp	so	gdp	ob%	sf	sh	sb-att	po	a	e	fld%
3 SCHILLING, Hayden	.364	27-25	99	17	36	9	1	0	16	47	.475	11	5	12	0	.452	0	2	4-7	13	51	8	.889
43 COLLIER, Danny	.306	29-29	124	23	38	9	2	1	14	54	.435	16	1	23	3	.385	2	0	7-8	48	1	0	1.000
2 GOULDSMITH, Garrett	.304	27-21	69	4	21	2	1	0	6	25	.362	10	0	15	5	.388	1	3	1-5	25	62	4	.956
27 ZAKOSEK, Daniel	.303	17-7	33	6	10	0	0	1	8	13	.394	7	0	5	2	.415	1	0	0-0	20	2	0	1.000
13 MANG, Connor	.301	25-25	83	19	25	1	2	0	14	30	.361	15	1	15	1	.410	1	2	2-3	106	29	2	.985
7 DEIMLING, Jeff	.289	27-19	76	9	22	3	1	1	11	30	.395	9	4	22	1	.393	0	1	0-1	130	8	5	.965
6 MERRITT, Brayden	.279	25-17	61	15	17	3	0	1	9	23	.377	6	1	9	0	.353	0	1	1-3	33	0	0	1.000
15 MANG, Jared	.269	19-19	67	19	18	1	0	4	15	31	.463	12	9	12	2	.443	0	1	2-3	37	5	2	.955
14 MARSHALL, Derek	.264	21-9	53	6	14	4	0	2	8	24	.453	3	2	16	1	.328	0	0	1-1	51	0	1	.981
20 DUNN, Chris	.250	25-20	68	11	17	2	2	1	14	26	.382	8	2	34	0	.342	1	0	0-0	14	1	0	1.000
42 CAMPILLO, Robby	.240	30-21	75	9	18	4	1	0	10	24	.320	8	3	19	3	.333	1	1	0-1	178	22	4	.980
11 SIKES, Phillip	.237	26-17	59	9	14	1	0	1	7	18	.305	4	4	20	0	.328	0	2	0-0	34	0	0	1.000
5 WATARI, Justin	.233	23-22	73	12	17	3	0	0	10	20	.274	19	0	7	3	.387	1	5	2-2	26	58	0	1.000
17 HERRERA, Daniel	.156	18-8	32	3	5	0	0	0	3	5	.156	6	0	8	0	.289	0	2	1-2	75	7	1	.988
9 LEITHA, Larry	.154	14-4	26	2	4	2	0	0	2	6	.231	2	2	9	0	.267	0	0	2-3	14	1	0	1.000
16 WARE, Richard	.129	15-5	31	2	4	0	0	0	3	4	.129	2	1	11	1	.206	0	0	0-0	8	12	0	1.000
26 ATKINS, Nick	.091	14-7	22	3	2	0	0	0	0	2	.091	1	0	4	1	.130	0	1	0-0	10	18	3	.903

45 CONANT, Jeremy	.167	6-4	12	2	2	0	0	0	2	2	.167	3	0	1	0	.333	0	0	0-0	0	0	0	.000
Totals	.267	31	1063	171	284	44	10	12	152	384	.361	142	35	242	23	.369	8	21	23-39	835	319	37	.969
Opponents	.295	31	1128	217	333	60	14	25	202	496	.440	127	34	272	22	.381	9	10	26-37	842	375	29	.977

LOB - Team (256), Opp (256). DPs turned - Team (29), Opp (33). IBB - Team (2), DUNN, Chris 1, MERRITT, Bra 1, Opp (6). Picked off - GOULDSMITH, 1, DEIMLING, Je 1, CAMPILLO, Ro 1, SIKES, Phill 1, WARE, Richar 1.

(All games Sorted by Earned run avg)

Player	era	w-l	app	gs	cg	sho	sv	ip	h	r	er	bb	so	2b	3b	hr	b/avg	wp	hp	bk	sfa	sha
3 SCHILLING, Hayden	0.00	0-0	2	0	0	0/0	0	1.1	0	0	0	1	3	0	0	0	.000	0	0	0	0	0
18 EMOND, Malachi	2.42	3-1	13	0	0	0/0	0	22.1	12	7	6	9	30	3	0	1	.162	3	2	0	1	2
33 TRIPP, Christian	2.93	1-2	12	0	0	0/0	6	15.1	15	5	5	2	18	1	0	1	.259	2	2	0	1	0
40 COFFEY, Brian	3.21	0-0	10	0	0	0/0	0	14.0	15	5	5	4	12	4	0	2	.278	1	0	0	0	1
44 GARLEY, Nathaniel	3.94	2-1	11	1	0	0/0	1	29.2	30	17	13	10	33	7	2	2	.254	7	1	1	0	2
19 GILLESPIE, Drew	6.32	2-0	14	1	0	0/0	0	31.1	32	23	22	16	30	6	2	2	.271	3	6	1	2	1
10 DYE, Cody	6.39	2-4	8	8	0	0/0	0	43.2	55	33	31	19	43	12	1	2	.304	3	6	0	1	2
32 SLATEN, Justin	6.69	1-6	9	8	0	0/1	0	39.0	50	35	29	16	43	8	4	6	.303	7	6	0	0	0
4 GASSER, Robert	6.75	1-2	10	8	0	0/0	0	30.2	39	33	23	20	29	6	1	5	.298	2	3	0	0	0
29 SMITH, Chad	8.20	0-0	13	0	0	0/1	0	18.2	27	17	17	14	8	7	1	1	.375	2	3	0	3	2
12 KRAUTH, Nick	8.74	0-0	5	1	0	0/0	0	11.1	17	15	11	5	5	1	1	1	.327	0	2	0	1	0
24 HARRINGTON, James	11.50	0-2	8	4	0	0/0	0	18.0	34	23	23	11	15	5	2	2	.395	5	3	0	0	0
11 SIKES, Phillip	12.00	0-0	3	0	0	0/0	0	3.0	7	4	4	0	3	0	0	0	.467	1	0	0	0	0
Totals	6.11	12-18	31	31	0	1/1	7	278.1	333	217	189	127	272	60	14	25	.295	36	34	2	9	10
Opponents	4.59	18-12	31	31	1	1/0	6	280.2	284	171	143	142	242	44	10	12	.267	25	35	4	8	21

PB - Team (5), HERRERA, Dan 2, CAMPILLO, Ro 2, ZAKOSEK, Dan 1, Opp (8). Pickoffs - Team (3), DYE, Cody 1, GASSER, Robe 1, CAMPILLO, Ro 1, Opp (5). SBA/ATT - CAMPILLO, Ro (19-27), DYE, Cody (7-10), SLATEN, Just (6-8), HERRERA, Dan (4-7), SMITH, Chad (4-4), ZAKOSEK, Dan (3-3), HARRINGTON, (2-3), GILLESPIE, D (1-3), GASSER, Robe (2-3), GARLEY, Nath (2-2), EMOND, Malac (1-2), TRIPP, Chris (1-1), SIKES, Phill (0-1).

NEW MEXICO TEAM RESULTS

2018 New Mexico Lobo Baseball Game Results for New Mexico (as of Apr 11, 2018) (All games)

Date	Opponent	Score	Inns	Overall	MW	Pitcher of record	Attend	Time
Feb 16, 2018	vs #2 Oregon State	L 2-5	9	0-1-0	0-0-0	SLATEN, Just (L 0-1)	2213	2:35
Feb 17, 2018	vs Cal Poly	w 3-1	(10)	1-1-0	0-0-0	GARLEY, Nath (W 1-0)	305	2:55
Feb 18, 2018	vs Gonzaga	L 3-4	9	1-2-0	0-0-0	EMOND, Malac (L 0-1)	357	3:03
Feb 19, 2018	vs #2 Oregon State	L 3-15	9	1-3-0	0-0-0	DYE, Cody (L 0-1)	2163	3:17
Feb 22, 2018	CENTRAL MICHIGAN	w 20-9	9	2-3-0	0-0-0	GILLESPIE, D (W 1-0)	545	3:59
Feb 23, 2018	CENTRAL MICHIGAN	w 6-0	9	3-3-0	0-0-0	SLATEN, Just (W 1-1)	587	2:47
Feb 24, 2018	CENTRAL MICHIGAN	w 8-7	9	4-3-0	0-0-0	GASSER, Robe (W 1-0)	526	3:38
Feb 25, 2018	CENTRAL MICHIGAN	T 6-6	(10)	4-3-1	0-0-0	None	541	3:33
* Mar 02, 2018	NEVADA	L 5-9	9	4-4-1	0-1-0	SLATEN, Just (L 1-2)	560	3:34
* Mar 03, 2018	NEVADA	w 8-5	9	5-4-1	1-1-0	TRIPP, Chris (W 1-0)	711	3:22
* Mar 04, 2018	NEVADA	L 8-13	9	5-5-1	1-2-0	DYE, Cody (L 0-2)	591	3:30
Mar 07, 2018	at #3 Texas Tech	L 2-7	9	5-6-1	1-2-0	GARLEY, Nath (L 1-1)	3526	2:59
* Mar 09, 2018	at Fresno State	w 5-4	9	6-6-1	2-2-0	EMOND, Malac (W 1-1)	1184	3:29
* Mar 10, 2018	at Fresno State	L 1-5	9	6-7-1	2-3-0	GASSER, Robe (L 1-1)	1296	2:37
* Mar 11, 2018	at Fresno State	L 4-5	9	6-8-1	2-4-0	DYE, Cody (L 0-3)	1356	2:43
Mar 12, 2018	at Cal Poly	L 4-5	(10)	6-9-1	2-4-0	TRIPP, Chris (L 1-1)	325	4:01
Mar 13, 2018	at Pepperdine	L 7-11	9	6-10-1	2-4-0	SLATEN, Just (L 1-3)	211	2:58
Mar 16, 2018	vs Columbia	w 10-9	(11)	7-10-1	2-4-0	EMOND, Malac (W 2-1)	1407	3:55
Mar 16, 2018	at Houston	L 0-1	9	7-11-1	2-4-0	SLATEN, Just (L 1-4)	1607	2:33
Mar 17, 2018	vs Columbia	w 3-1	9	8-11-1	2-4-0	DYE, Cody (W 1-3)	1457	2:27
* Mar 23, 2018	AIR FORCE	L 4-10	9	8-12-1	2-5-0	SLATEN, Just (L 1-5)	672	3:17
* Mar 24, 2018	AIR FORCE	w 12-11	(10)	9-12-1	3-5-0	GILLESPIE, D (W 2-0)	679	4:11
* Mar 25, 2018	AIR FORCE	w 7-4	9	10-12-1	4-5-0	DYE, Cody (W 2-3)	661	3:08
* Mar 29, 2018	at #23 San Diego State	w 5-4	9	11-12-1	5-5-0	EMOND, Malac (W 3-1)	546	3:31
* Mar 30, 2018	at #23 San Diego State	w 9-5	9	12-12-1	6-5-0	GARLEY, Nath (W 2-1)	743	3:42
* Mar 31, 2018	at #23 San Diego State	L 2-3	9	12-13-1	6-6-0	DYE, Cody (L 2-4)	413	2:42
Apr 02, 2018	ARIZONA	L 6-16	9	12-14-1	6-6-0	HARRINGTON, (L 0-1)	679	3:37
* Apr 06, 2018	FRESNO STATE	L 5-15	9	12-15-1	6-7-0	SLATEN, Just (L 1-6)	622	3:30
* Apr 07, 2018	FRESNO STATE	L 6-7	(11)	12-16-1	6-8-0	TRIPP, Chris (L 2-3)	696	4:00
* Apr 08, 2018	FRESNO STATE	L 6-11	9	12-17-1	6-9-0	GASSER, Robe (L 1-2)	522	2:56
Apr 10, 2018	NEW MEXICO STATE	L 1-9	9	12-18-1	6-9-0	HARRINGTON, (L 0-2)	594	3:27

* = Conference game

() extra inning game

2018 UNM MOUNTAIN WEST STATISTICS

2018 New Mexico Lobo Baseball Conference statistics for New Mexico (as of Apr 08, 2018) (MW games only Sorted by Batting avg)

Record: 6-9 Home: 3-6 Away: 3-3 MW: 6-9

Player	avg	gp-gs	ab	r	h	2b	3b	hr	rbi	tb	slg%	bb	hp	so	gdp	ob%	sf	sh	sb-att	po	a	e	fld%
3 SCHILLING, Hayden	.382	15-13	55	9	21	5	1	0	10	28	.509	7	2	5	0	.469	0	1	0-0	7	18	2	.926
43 COLLIER, Danny	.361	14-14	61	14	22	6	1	1	8	33	.541	6	0	11	3	.412	1	0	4-5	29	0	0	1.000
13 MANG, Connor	.359	12-12	39	9	14	1	1	0	9	17	.436	10	1	4	0	.490	1	1	0-0	63	9	1	.986
20 DUNN, Chris	.333	11-10	36	7	12	2	0	1	11	17	.472	5	1	17	0	.419	1	0	0-0	5	1	0	1.000
14 MARSHALL, Derek	.300	10-4	20	3	6	2	0	1	4	11	.550	3	1	5	1	.417	0	0	0-0	13	0	0	1.000
15 MANG, Jared	.286	9-9	35	11	10	1	0	2	9	17	.486	7	2	3	1	.432	0	0	0-1	12	3	2	.882
27 ZAKOSEK, Daniel	.273	8-2	11	2	3	0	0	1	2	6	.545	6	0	3	0	.529	0	0	0-0	2	0	0	1.000
5 WATARI, Justin	.267	14-13	45	6	12	3	0	0	7	15	.333	13	0	3	2	.431	0	4	1-1	16	32	0	1.000
11 SIKES, Phillip	.257	14-9	35	5	9	0	0	0	3	9	.257	2	1	13	0	.316	0	0	0-0	21	0	0	1.000
42 CAMPILLO, Robby	.250	15-12	44	6	11	3	0	0	7	14	.318	3	0	11	2	.298	0	1	0-0	107	10	4	.967
2 GOULDSMITH, Garrett	.250	12-10	36	2	9	1	0	0	1	10	.278	3	0	10	3	.308	0	2	0-0	11	26	3	.925
7 DEIMLING, Jeff	.219	12-8	32	1	7	2	0	0	1	9	.281	5	2	12	0	.359	0	0	0-0	36	4	0	1.000
6 MERRITT, Brayden	.212	12-9	33	8	7	2	0	0	5	9	.273	2	1	5	0	.278	0	1	1-2	24	0	0	1.000
16 WARE, Richard	.091	5-1	11	1	1	0	0	0	1	1	.091	1	0	5	1	.167	0	0	0-0	4	4	0	1.000
17 HERRERA, Daniel	.077	9-3	13	1	1	0	0	0	1	1	.077	3	0	7	0	.250	0	1	0-0	40	3	0	1.000
26 ATKINS, Nick	.000	8-4	9	1	0	0	0	0	0	0	.000	0	0	3	0	.000	0	1	0-0	4	7	3	.786

9 LEITHA, Larry	.000	2-1	3	0	0	0	0	0	0	0	.000	1	1	1	0	.400	0	0	0-0	3	0	0	1.000
45 CONANT, Jeremy	.000	2-1	2	1	0	0	0	0	0	0	.000	1	0	0	0	.333	0	0	0-0	0	0	0	.000
Totals	.279	15	520	87	145	28	3	6	79	197	.379	78	12	118	13	.383	3	12	6-9	405	135	17	.969
Opponents	.302	15	550	111	166	33	7	15	104	258	.469	56	21	148	11	.384	5	6	12-17	407	193	8	.987

LOB - Team (131), Opp (122). DPs turned - Team (12), Opp (18). IBB - Team (1), MERRITT, Bra 1, Opp (2). Picked off - CAMPILLO, Ro 1, WARE, Richar 1, SIKES, Phill 1.

(MW games only Sorted by Earned run avg)

Player	era	w-l	app	gs	cg	sho	sv	ip	h	r	er	bb	so	2b	3b	hr	b/avg	wp	hp	bk	sfa	sha
18 EMOND, Malachi	2.84	2-0	5	0	0	0/0	0	12.2	7	4	4	5	14	1	0	1	.171	2	2	0	1	2
44 GARLEY, Nathaniel	3.63	1-0	6	0	0	0/0	1	17.1	18	8	7	3	21	6	1	1	.261	5	0	1	0	1
33 TRIPP, Christian	4.15	1-1	6	0	0	0/0	2	8.2	10	4	4	2	11	1	0	1	.294	1	1	0	1	0
40 COFFEY, Brian	4.91	0-0	5	0	0	0/0	0	7.1	8	4	4	2	9	2	0	2	.276	0	0	0	0	1
19 GILLESPIE, Drew	5.79	1-0	8	0	0	0/0	0	18.2	19	12	12	6	20	1	1	0	.284	1	4	1	1	1
10 DYE, Cody	7.27	1-3	5	5	0	0/0	0	26.0	36	22	21	10	27	8	0	2	.324	2	5	0	0	1
32 SLATEN, Justin	8.55	0-3	5	5	0	0/0	0	20.0	28	25	19	10	25	5	4	3	.315	6	5	0	0	0
4 GASSER, Robert	9.00	0-2	5	5	0	0/0	0	16.0	23	20	16	11	15	4	0	4	.329	1	3	0	0	0
12 KRAUTH, Nick	10.80	0-0	2	0	0	0/0	0	1.2	2	2	2	2	1	0	0	0	.286	0	0	0	0	0
24 HARRINGTON, James	11.57	0-0	2	0	0	0/0	0	2.1	3	3	3	0	4	1	0	1	.300	0	1	0	0	0
29 SMITH, Chad	14.54	0-0	6	0	0	0/0	0	4.1	12	7	7	5	1	4	1	0	.522	0	0	0	2	0
Totals	6.60	6-9	15	15	0	0/0	3	135.0	166	111	99	56	148	33	7	15	.302	18	21	2	5	6
Opponents	4.98	9-6	15	15	0	0/0	4	135.2	145	87	75	78	118	28	3	6	.279	12	12	3	3	12

PB - Team (3), HERRERA, Dan 2, CAMPILLO, Ro 1, Opp (2). Pickoffs - Team (2), DYE, Cody 1, GASSER, Robe 1, Opp (3). SBA/ATT - CAMPILLO, Ro (11-15), DYE, Cody (5-6), SLATEN, Just (2-3), GILLESPIE, D (1-3), GASSER, Robe (1-2), HERRERA, Dan (1-2), TRIPP, Chris (1-1), GARLEY, Nath (1-1), HARRINGTON, (1-1).

NEW MEXICO MOUNTAIN WEST RESULTS

2018 New Mexico Lobo Baseball Game Results for New Mexico (as of Apr 09, 2018) (MW games only)

Date	Opponent	Score	Inns	Overall	MW	Pitcher of record	Attend	Time
* Mar 02, 2018	NEVADA	L 5-9	9	0-1-0	0-1-0	SLATEN, Just (L 1-2)	560	3:34
* Mar 03, 2018	NEVADA	w 8-5	9	1-1-0	1-1-0	TRIPP, Chris (W 1-0)	711	3:22
* Mar 04, 2018	NEVADA	L 8-13	9	1-2-0	1-2-0	DYE, Cody (L 0-2)	591	3:30
* Mar 09, 2018	at Fresno State	w 5-4	9	2-2-0	2-2-0	EMOND, Malac (W 1-1)	1184	3:29
* Mar 10, 2018	at Fresno State	L 1-5	9	2-3-0	2-3-0	GASSER, Robe (L 1-1)	1296	2:37
* Mar 11, 2018	at Fresno State	L 4-5	9	2-4-0	2-4-0	DYE, Cody (L 0-3)	1356	2:43
* Mar 23, 2018	AIR FORCE	L 4-10	9	2-5-0	2-5-0	SLATEN, Just (L 1-5)	672	3:17
* Mar 24, 2018	AIR FORCE	w 12-11	(10)	3-5-0	3-5-0	GILLESPIE, D (W 2-0)	679	4:11
* Mar 25, 2018	AIR FORCE	w 7-4	9	4-5-0	4-5-0	DYE, Cody (W 2-3)	661	3:08
* Mar 29, 2018	at #23 San Diego State	w 5-4	9	5-5-0	5-5-0	EMOND, Malac (W 3-1)	546	3:31
* Mar 30, 2018	at #23 San Diego State	w 9-5	9	6-5-0	6-5-0	GARLEY, Nath (W 2-1)	743	3:42
* Mar 31, 2018	at #23 San Diego State	L 2-3	9	6-6-0	6-6-0	DYE, Cody (L 2-4)	413	2:42
* Apr 06, 2018	FRESNO STATE	L 5-15	9	6-7-0	6-7-0	SLATEN, Just (L 1-6)	622	3:30
* Apr 07, 2018	FRESNO STATE	L 6-7	(11)	6-8-0	6-8-0	TRIPP, Chris (L 2-3)	696	4:00
* Apr 08, 2018	FRESNO STATE	L 6-11	9	6-9-0	6-9-0	GASSER, Robe (L 1-2)	522	2:56

* = Conference game

() extra inning game

NEW MEXICO HITTING STEAKS/MULTI-HIT GAMES

2018 New Mexico Lobo Baseball Miscellaneous Stats for New Mexico (as of Apr 11, 2018) (All games)

Multiple Hit Games	2	3	4	5+	Total
43 COLLIER, Danny	9	2	1	-	12
3 SCHILLING, Hayden	7	-	3	-	10
13 MANG, Connor	4	2	-	-	6
20 DUNN, Chris	3	2	-	-	5
6 MERRITT, Brayden	3	2	-	-	5
2 GOULDSMITH, Garrett	4	-	-	-	4
15 MANG, Jared	3	1	-	-	4
42 CAMPILLO, Robby	4	-	-	-	4
5 WATARI, Justin	2	1	-	-	3
7 DEIMLING, Jeff	1	1	1	-	3
27 ZAKOSEK, Daniel	1	1	-	-	2
14 MARSHALL, Derek	2	-	-	-	2
11 SIKES, Phillip	2	-	-	-	2
16 WARE, Richard	1	-	-	-	1
45 CONANT, Jeremy	1	-	-	-	1
TEAM	47	12	5	0	64

Multiple RBI Games	2	3	4	5+	Total
43 COLLIER, Danny	4	1	-	-	5
20 DUNN, Chris	3	1	-	-	4
13 MANG, Connor	3	-	1	-	4
15 MANG, Jared	2	1	1	-	4
3 SCHILLING, Hayden	2	-	1	-	3
11 SIKES, Phillip	1	1	-	-	2
7 DEIMLING, Jeff	-	1	1	-	2
6 MERRITT, Brayden	2	-	-	-	2
27 ZAKOSEK, Daniel	1	1	-	-	2
5 WATARI, Justin	2	-	-	-	2
2 GOULDSMITH, Garrett	1	-	-	-	1
14 MARSHALL, Derek	1	-	-	-	1
42 CAMPILLO, Robby	1	-	-	-	1
45 CONANT, Jeremy	1	-	-	-	1
TEAM	24	6	4	0	34

Hitting Streaks	Longest	Current
43 COLLIER, Danny	13	3
3 SCHILLING, Hayden	9	4
2 GOULDSMITH, Garrett	7	2
5 WATARI, Justin	7	-
13 MANG, Connor	7	-
20 DUNN, Chris	6	-
42 CAMPILLO, Robby	6	2
15 MANG, Jared	5	-
27 ZAKOSEK, Daniel	4	-
6 MERRITT, Brayden	4	4
14 MARSHALL, Derek	4	-
7 DEIMLING, Jeff	4	1
9 LEITHA, Larry	3	-
11 SIKES, Phillip	3	1
17 HERRERA, Daniel	2	-
45 CONANT, Jeremy	1	-
16 WARE, Richard	1	-
26 ATKINS, Nick	1	-

Reached Base Streaks	Longest	Current
43 COLLIER, Danny	18	3
3 SCHILLING, Hayden	14	12
5 WATARI, Justin	13	3
15 MANG, Jared	10	1
2 GOULDSMITH, Garrett	9	2
11 SIKES, Phillip	8	8
42 CAMPILLO, Robby	8	3
27 ZAKOSEK, Daniel	7	2
13 MANG, Connor	7	-
7 DEIMLING, Jeff	6	1
20 DUNN, Chris	6	-
6 MERRITT, Brayden	4	4
14 MARSHALL, Derek	4	-
9 LEITHA, Larry	4	-
45 CONANT, Jeremy	2	1
17 HERRERA, Daniel	2	-
16 WARE, Richard	1	-
26 ATKINS, Nick	1	-

NEW MEXICO LINEUPS

2018 New Mexico Lobo Baseball Miscellaneous Stats for New Mexico (as of Apr 11, 2018) (All games)

Starting Lineup By Position (Team W-L record when starter)

PITCHER:		
32 SLATEN, Justin	8	(3-5)
4 GASSER, Robert	8	(6-2)
10 DYE, Cody	8	(2-5)
24 HARRINGTON, James	4	(1-3)
12 KRAUTH, Nick	1	(0-1)
44 GARLEY, Nathaniel	1	(0-1)
19 GILLESPIE, Drew	1	(0-1)
CATCHER:		
42 CAMPILLO, Robby	21	(8-13)
17 HERRERA, Daniel	8	(4-3)
27 ZAKOSEK, Daniel	2	(0-2)
FIRST BASE:		
7 DEIMLING, Jeff	15	(6-8)
13 MANG, Connor	13	(5-8)
14 MARSHALL, Derek	3	(1-2)
SECOND BASE:		
5 WATARI, Justin	19	(8-11)
13 MANG, Connor	6	(3-2)
2 GOULDSMITH, Garrett	3	(1-2)
15 MANG, Jared	2	(0-2)
26 ATKINS, Nick	1	(0-1)
THIRD BASE:		
3 SCHILLING, Hayden	19	(7-11)
13 MANG, Connor	6	(3-3)
16 WARE, Richard	5	(2-3)
5 WATARI, Justin	1	(0-1)
SHORTSTOP:		
2 GOULDSMITH, Garrett	18	(6-11)
26 ATKINS, Nick	6	(3-3)
3 SCHILLING, Hayden	5	(2-3)
5 WATARI, Justin	2	(1-1)
LEFT FIELD:		
43 COLLIER, Danny	26	(9-16)
20 DUNN, Chris	2	(2-0)
11 SIKES, Phillip	2	(0-2)
15 MANG, Jared	1	(1-0)
CENTER FIELD:		
6 MERRITT, Brayden	15	(5-9)
15 MANG, Jared	10	(4-6)
9 LEITHA, Larry	4	(2-2)
11 SIKES, Phillip	2	(1-1)
RIGHT FIELD:		
11 SIKES, Phillip	13	(6-7)
20 DUNN, Chris	7	(2-4)
15 MANG, Jared	6	(3-3)
14 MARSHALL, Derek	3	(0-3)
6 MERRITT, Brayden	2	(1-1)
DESIGNATED HITTER:		
20 DUNN, Chris	11	(3-8)
27 ZAKOSEK, Daniel	5	(2-3)
7 DEIMLING, Jeff	4	(3-1)
45 CONANT, Jeremy	4	(1-2)
43 COLLIER, Danny	3	(2-1)
14 MARSHALL, Derek	3	(1-2)
3 SCHILLING, Hayden	1	(0-1)

Starting Lineup By Lineup Spot (Team W-L record when starter)

LEADOFF:		
43 COLLIER, Danny	18	(5-13)
5 WATARI, Justin	8	(5-3)
6 MERRITT, Brayden	5	(2-2)
2ND SPOT:		
3 SCHILLING, Hayden	24	(9-14)
5 WATARI, Justin	5	(1-4)
43 COLLIER, Danny	1	(1-0)
13 MANG, Connor	1	(1-0)
3RD SPOT:		
15 MANG, Jared	16	(6-10)
43 COLLIER, Danny	8	(3-4)
7 DEIMLING, Jeff	6	(3-3)
3 SCHILLING, Hayden	1	(0-1)
CLEANUP:		
20 DUNN, Chris	8	(3-5)
7 DEIMLING, Jeff	6	(2-3)
13 MANG, Connor	4	(0-4)
42 CAMPILLO, Robby	4	(4-0)
14 MARSHALL, Derek	4	(0-4)
15 MANG, Jared	3	(2-1)
27 ZAKOSEK, Daniel	1	(0-1)
43 COLLIER, Danny	1	(1-0)
5TH SPOT:		
20 DUNN, Chris	6	(1-4)
13 MANG, Connor	5	(2-3)
7 DEIMLING, Jeff	5	(3-2)
42 CAMPILLO, Robby	5	(2-3)
27 ZAKOSEK, Daniel	4	(2-2)
14 MARSHALL, Derek	4	(1-3)
45 CONANT, Jeremy	1	(0-1)
43 COLLIER, Danny	1	(1-0)
6TH SPOT:		
42 CAMPILLO, Robby	9	(1-8)
13 MANG, Connor	7	(5-2)
11 SIKES, Phillip	4	(2-2)
45 CONANT, Jeremy	3	(1-1)
27 ZAKOSEK, Daniel	2	(0-2)
20 DUNN, Chris	2	(1-1)
14 MARSHALL, Derek	1	(1-0)
17 HERRERA, Daniel	1	(1-0)
16 WARE, Richard	1	(0-1)
7 DEIMLING, Jeff	1	(0-1)
7TH SPOT:		
11 SIKES, Phillip	7	(2-5)
17 HERRERA, Daniel	5	(2-3)
2 GOULDSMITH, Garrett	4	(2-2)
13 MANG, Connor	4	(1-2)
42 CAMPILLO, Robby	3	(1-2)
5 WATARI, Justin	3	(1-2)
20 DUNN, Chris	2	(1-1)
6 MERRITT, Brayden	1	(0-1)
7 DEIMLING, Jeff	1	(1-0)
9 LEITHA, Larry	1	(1-0)
8TH SPOT:		
6 MERRITT, Brayden	8	(2-6)
11 SIKES, Phillip	4	(2-2)
16 WARE, Richard	4	(2-2)
13 MANG, Connor	4	(2-2)
9 LEITHA, Larry	3	(1-2)
20 DUNN, Chris	2	(1-1)
17 HERRERA, Daniel	2	(1-0)
5 WATARI, Justin	2	(0-2)
2 GOULDSMITH, Garrett	2	(1-1)
9TH SPOT:		

new mexico STREAKS

2018 New Mexico Lobo Baseball Miscellaneous Stats for New Mexico (as of Apr 11, 2018) (All games)

Multiple Hit Games	2	3	4	5+	Total
43 COLLIER, Danny	9	2	1	-	12
3 SCHILLING, Hayden	7	-	3	-	10
13 MANG, Connor	4	2	-	-	6
20 DUNN, Chris	3	2	-	-	5
6 MERRITT, Brayden	3	2	-	-	5
2 GOULDSMITH, Garrett	4	-	-	-	4
15 MANG, Jared	3	1	-	-	4
42 CAMPILLO, Robby	4	-	-	-	4
5 WATARI, Justin	2	1	-	-	3
7 DEIMLING, Jeff	1	1	1	-	3
27 ZAKOSEK, Daniel	1	1	-	-	2
14 MARSHALL, Derek	2	-	-	-	2
11 SIKES, Phillip	2	-	-	-	2
16 WARE, Richard	1	-	-	-	1
45 CONANT, Jeremy	1	-	-	-	1
TEAM	47	12	5	0	64

Multiple RBI Games	2	3	4	5+	Total
43 COLLIER, Danny	4	1	-	-	5
20 DUNN, Chris	3	1	-	-	4
13 MANG, Connor	3	-	1	-	4
15 MANG, Jared	2	1	1	-	4
3 SCHILLING, Hayden	2	-	1	-	3
11 SIKES, Phillip	1	1	-	-	2
7 DEIMLING, Jeff	-	1	1	-	2
6 MERRITT, Brayden	2	-	-	-	2
27 ZAKOSEK, Daniel	1	1	-	-	2
5 WATARI, Justin	2	-	-	-	2
2 GOULDSMITH, Garrett	1	-	-	-	1
14 MARSHALL, Derek	1	-	-	-	1
42 CAMPILLO, Robby	1	-	-	-	1
45 CONANT, Jeremy	1	-	-	-	1
TEAM	24	6	4	0	34

Hitting Streaks	Longest	Current
43 COLLIER, Danny	13	3
3 SCHILLING, Hayden	9	4
2 GOULDSMITH, Garrett	7	2
5 WATARI, Justin	7	-
13 MANG, Connor	7	-
20 DUNN, Chris	6	-
42 CAMPILLO, Robby	6	2
15 MANG, Jared	5	-
27 ZAKOSEK, Daniel	4	-
6 MERRITT, Brayden	4	4
14 MARSHALL, Derek	4	-
7 DEIMLING, Jeff	4	1
9 LEITHA, Larry	3	-
11 SIKES, Phillip	3	1
17 HERRERA, Daniel	2	-
45 CONANT, Jeremy	1	-
16 WARE, Richard	1	-
26 ATKINS, Nick	1	-

Reached Base Streaks	Longest	Current
43 COLLIER, Danny	18	3
3 SCHILLING, Hayden	14	12
5 WATARI, Justin	13	3
15 MANG, Jared	10	1
2 GOULDSMITH, Garrett	9	2
11 SIKES, Phillip	8	8
42 CAMPILLO, Robby	8	3
27 ZAKOSEK, Daniel	7	2
13 MANG, Connor	7	-
7 DEIMLING, Jeff	6	1
20 DUNN, Chris	6	-
6 MERRITT, Brayden	4	4
14 MARSHALL, Derek	4	-
9 LEITHA, Larry	4	-
45 CONANT, Jeremy	2	1
17 HERRERA, Daniel	2	-
16 WARE, Richard	1	-
26 ATKINS, Nick	1	-

2018 New Mexico Lobo Baseball
Miscellaneous Stats for New Mexico (as of Apr 11, 2018)
(All games)

[illegible]

NEW MEXICO STARTING MISCELLANEOUS

2018 New Mexico Lobo Baseball Games Summary for New Mexico (as of Apr 11, 2018) (All games)

Score by innings	1	2	3	4	5	6	7	8	9	EX	Total
New Mexico	32	21	11	15	16	22	12	22	15	5	171
Opponents	22	30	33	37	20	25	13	28	6	3	217
Record when ...											
Overall	12-18-1					After 6 leading					6-1-1
Conference	6-9				 trailing					4-17
Non-Conference	6-9-1				 tied					2-0
Home games	6-8-1					After 7 leading					7-1-1
Away games	3-7				 trailing					2-16
Neutral site	3-3				 tied					3-1
Day games	6-12-1					After 8 leading					9-0
Night games	6-6				 trailing					1-17
vs Left starter	5-2				 tied					2-1-1
vs Right starter	7-16-1										
1-Run games	5-6					Hit 0 home runs					9-14
2-Run games	2-0					... 1 home run					1-3-1
5+Run games	2-8					... 2+ home runs					2-1
Extra innings	3-2-1										
Shutouts	1-1					Opponent 0 home runs					8-7
					 1 home run					2-6-1
Scoring 0-2 runs	0-6				 2+ HRs					2-5
..... 3-5 runs	4-7										
..... 6-9 runs	5-5-1					Made 0 errors					5-6
..... 10+ runs	3-0					... 1 error					3-8
						... 2+ errors					4-4-1
Opponent 0-2 runs	3-1										
..... 3-5 runs	5-6					Opp. made 0 errors					4-8
..... 6-9 runs	3-4-1				 1 error					5-5
..... 10+ runs	1-7				 2+ errors					3-5-1
Scored in 1st inning	3-7					Out-hit opponent					8-4
Opp. scored in 1st	2-7-1					Out-hit by opponent					3-13-1
Scores first	7-4					Hits are tied					1-1
Opp. scores first	5-14-1										

Record when team scores:

Runs	0	1	2	3	4	5	6	7	8	9	10+
W-L	0-1	0-2	0-3	2-2	0-3	2-2	1-3	1-1	2-1	1-0	3-0

Record when opponent scores:

Runs	0	1	2	3	4	5	6	7	8	9	10+
W-L	1-0	2-1	0-0	0-1	3-1	2-4	0-0	1-2	0-0	2-2	1-7

Record when leading after:

Inn.	1	2	3	4	5	6	7	8
W-L	2-4	5-4	7-2	8-1	7-1	6-1	7-1	9-0

Record when trailing after:

Inn.	1	2	3	4	5	6	7	8
W-L	1-4	2-12	2-15	3-16	4-16	4-17	2-16	1-17

Record when tied after:

Inn.	1	2	3	4	5	6	7	8
W-L	9-10	5-2	3-1	1-1	1-1	2-0	3-1	2-1

Current losing streak: 6

Longest winning streak: 4

Longest losing streak: 6

Home attendance : 9186 (15 dates avg = 612)

Away attendance : 19109 (16 dates avg = 1194)

Total attendance: 28295 (31 dates avg = 912)

2018 New Mexico Lobo Baseball
Individual Season/Career Summary for New Mexico (as of Apr 11, 2018)
(All games Sorted by Fielding pct)

Player	SEASON											CAREER										
	CH	PO	A	E	Fld%	SBA	CSB	SBA%	PB	CI	Ch	PO	A	E	Fld%	SBA	CSB	SBA%	PB	CI		
5 WATARI, Justin	84	26	58	0	1.000	0	0	---	0	0	199	58	137	4	.980	0	0	---	0	0		
43 COLLIER, Danny	49	48	1	0	1.000	0	0	---	0	0	201	188	9	4	.980	0	0	---	0	0		
11 SIKES, Phillip	34	34	0	0	1.000	0	1	.000	0	0	34	34	0	0	1.000	0	1	.000	0	0		
6 MERRITT, Brayden	33	33	0	0	1.000	0	0	---	0	0	33	33	0	0	1.000	0	0	---	0	0		
27 ZAKOSEK, Daniel	22	20	2	0	1.000	3	0	1.000	1	0	22	20	2	0	1.000	3	0	1.000	1	0		
16 WARE, Richard	20	8	12	0	1.000	0	0	---	0	0	20	8	12	0	1.000	0	0	---	0	0		
20 DUNN, Chris	15	14	1	0	1.000	0	0	---	0	0	15	14	1	0	1.000	0	0	---	0	0		
9 LEITHA, Larry	15	14	1	0	1.000	0	0	---	0	0	15	14	1	0	1.000	0	0	---	0	0		
19 GILLESPIE, Drew	9	2	7	0	1.000	1	2	.333	0	0	15	5	10	0	1.000	2	4	.333	0	0		
44 GARLEY, Nathaniel	4	0	4	0	1.000	2	0	1.000	0	0	5	1	4	0	1.000	3	0	1.000	0	0		
24 HARRINGTON, James	3	1	2	0	1.000	2	1	.667	0	0	27	12	13	2	.926	21	6	.778	0	0		
12 KRAUTH, Nick	2	0	2	0	1.000	0	0	---	0	0	2	0	2	0	1.000	0	0	---	0	0		
40 COFFEY, Brian	2	1	1	0	1.000	0	0	---	0	0	4	2	2	0	1.000	0	0	---	0	0		
33 TRIPP, Christian	1	0	1	0	1.000	1	0	1.000	0	0	16	4	12	0	1.000	11	0	1.000	0	0		
17 HERRERA, Daniel	83	75	7	1	.988	4	3	.571	2	0	284	246	32	6	.979	28	10	.737	6	0		
13 MANG, Connor	137	106	29	2	.985	0	0	---	0	0	137	106	29	2	.985	0	0	---	0	0		
14 MARSHALL, Derek	52	51	0	1	.981	0	0	---	0	0	52	51	0	1	.981	0	0	---	0	0		
42 CAMPILLO, Robby	204	178	22	4	.980	19	8	.704	2	0	323	279	39	5	.985	41	13	.759	6	1		
7 DEIMLING, Jeff	143	130	8	5	.965	0	0	---	0	0	143	130	8	5	.965	0	0	---	0	0		
2 GOULDSMITH, Garrett	91	25	62	4	.956	0	0	---	0	0	91	25	62	4	.956	0	0	---	0	0		
15 MANG, Jared	44	37	5	2	.955	0	0	---	0	0	251	217	27	7	.972	0	0	---	0	0		
32 SLATEN, Justin	14	3	10	1	.929	6	2	.750	0	0	30	11	18	1	.967	9	3	.750	0	0		
26 ATKINS, Nick	31	10	18	3	.903	0	0	---	0	0	31	10	18	3	.903	0	0	---	0	0		
3 SCHILLING, Hayden	72	13	51	8	.889	0	0	---	0	0	359	126	213	20	.944	0	1	.000	0	0		
10 DYE, Cody	8	2	5	1	.875	7	3	.700	0	0	9	2	5	2	.778	7	4	.636	0	0		
29 SMITH, Chad	7	3	3	1	.857	4	0	1.000	0	0	11	3	7	1	.909	5	0	1.000	0	0		
18 EMOND, Malachi	6	0	5	1	.833	1	1	.500	0	0	6	0	5	1	.833	1	1	.500	0	0		
4 GASSER, Robert	6	1	2	3	.500	2	1	.667	0	0	6	1	2	3	.500	2	1	.667	0	0		
45 CONANT, Jeremy	0	0	0	0	.000	0	0	---	0	0	0	0	0	0	.000	0	0	---	0	0		
Totals	1191	835	319	37	.969	26	11	.703	5	0												
Opponents	1246	842	375	29	.977	23	16	.590	8	0												

THE LAST TIME A LOBO...**HITTING**

Grand slam: Carl Stajduhar vs. San Diego State, 5/26/17
Hit for the cycle: Danny Collier vs. Air Force, 3/24/18
Five hits: Jack Zoellner vs. Air Force 5/6/17
Six hits: Carl Stajduhar vs. Fresno State, 4/9/16
Eight at bats: Josh Mader vs. Air Force, 5/2/03
Four runs: Jack Zoellner vs. Air Force 5/6/17
Five runs: Carl Stajduhar at UNLV, 3/24/17
Six runs: Justin Howard vs. Coppin State, 4/18/10*#
Five RBI: Andre Gregory at Fresno State, 4/23/17
Six RBI: Jared Mang at San Diego State, 4/30/17
Seven RBI: Carl Stajduhar vs. Texas Tech 4/26/17
Eight RBI: DJ Peterson at No. 21 UNLV, 3/17/13
10 RBI: Brian Cavazos-Galvez vs. Air Force, 4/12/08*#
Three doubles: Danny Collier vs. Air Force, 5/7/17
Four doubles: Reece Weber vs. San José State, 5/10/15
Four extra-base hits: Reece Weber vs. San José State, 5/10/15
Two triples: Chris Dunn vs. Central Michigan, 2/22/18
Back-to-back-to-back triples: Mike Brownstein, Dane Hamilton, Brian Cavazos-Galvez vs. TAMU-CC (Game 2), 2/21/09
Inside-the-Park home run: DJ Peterson vs. TCU, 5/20/11
Walk-off home run: Danny Collier vs. Air Force, 3/24/18
Two home runs: Jack Zoellner vs. Air Force, 5/6/17
Three home runs: Carl Stajduhar vs. Air Force, 5/6/17
Four home runs: Brian Cavazos-Galvez vs. Air Force, 4/12/08*#
Two home runs in one inning: Josh Mader at Utah, 4/8/04
Two or more players with multi-homers: Brian Cavazos-Galvez (4), Kevin Atkinson (2) vs. Air Force, 4/12/08
Back-to-back homers: Luis Gonzalez, Jared Mang vs. Nevada, 5/20/17
Back-to-back-to-back homers: Daniel Stovall, Matt Hibbitts, Ian Hollick vs. Hawaii-Hilo, 4/28/07
Multiple back-to-back homers in same game: (2), Joe Salas, Daniel Stovall, vs. Air Force, 5/16/04
Homered in three straight games: Carl Stajduhar vs. UNLV, 4/21-23/17
Three or more sacrifice bunts in a game: 3, Jared Holley, 4/20/13
Four strikeouts: Carl Stajduhar at Oklahoma State, 3/15/17
Three HBP: Jared Holley vs. LaSalle, 3/5/13
Three stolen bases: Luke Campbell at UNLV, 3/16/13
Four Walks: Luis Gonzalez vs. Air Force, 5/5/17
Five Walks: DJ Peterson vs. UC Riverside, 3/9/13*

Five or more home runs (team): 6, vs. Air Force, 5/6/17
20 or more hits: 22, vs. Fresno State (W, 24-4), 3/31/17
25 or more hits: 25, vs. Grand Canyon, (W, 22-3), 3/22/17
30 or more hits: 31, vs. Binghamton (Game 1), 3/7/09
Allowed 20 or more hits: 20, vs. Air Force, 5/5/17
20 or more runs: 20, vs. Central Michigan, 2/22/18
Allowed 20 or more runs: 27, vs. No. 6 Texas Tech (L, 27-15), 4/26/17
30 or more runs: 30, vs. Binghamton (Game 1), 3/7/09
20 or more RBI: 21, vs. Fresno State, 3/31/17
40 or more total bases: 42, at UNLV, 3/24/17
50 or more total bases: 51, vs. Binghamton (Game 1), 3/7/09
60 or more total bases: 61, vs. Air Force, 4/12/08#
No strikeouts: 5/4/14 vs. San Diego State (35 at-bats)
No walks: 3/19/17 at Cal State Fullerton (29 at-bats)
10 or more strikeouts: 10, at San Diego State, 3/29/18
10 or more walks: 10, at San Diego State, 3/30/18
15 or more walks: 15, Fresno State, 3/31/17
5 or more HBP: 5, vs. Columbia, 3/16/18
Was no-hit (7-inning game): at Utah, 4/21/90
Was no-hit (9-inning game): at Wichita State, 3/20/90

PITCHING

No-hitter (7-inning game): Mike Connell vs. N.M. Highlands, 3/24/77
No-hitter (9-inning game): Jim Kremmel vs. Arizona, 4/17/70
One-hitter: Tyler Stevens vs. Air Force, 4/12/15
Complete game: Tyler Stevens vs. Nevada, 5/25/17
Complete-game shutout: Colton Thomson vs. Nevada, 5/26/16
10 or more strikeouts: 11, Colton Thomson vs. Nevada, 5/26/16
15 or more strikeouts: 15, Bob McAulay vs. UTEP, 5/13/66
10 or more strikeouts (staff): 11, Fresno State, 4/8/18
15 or more strikeouts (staff): 17 vs. Air Force, 3/24/18 (10 innings)
No strikeouts (staff): 3/5/17 at Air Force (Johnathon Tripp 30 batters faced; Drew Gillespie 5 BF, Austin Isenhardt 1 BF, Christian Tripp 8 BF)
No walks (complete game): 3/25/16 at San Diego State (Carson Schneider, 34 batters faced)
No walks (staff): 2/23/18 vs. Central Michigan
10 or more walks (staff): 10 vs. New Mexico State, 5/15/12

FIELDING

Five or more errors: 5/15/15 at New Mexico State (6, L, 22-8)
A Lobo committed three errors: 3, Hayden Schilling vs. Central Michigan, 2/22/18
Eight or more assists: 8, Dalton Bowers at New Mexico State, 5/3/16
Caught three runners stealing: Mitch Garver vs. Texas Tech, 4/25/12
15 or more putouts: 18, Jack Zoellner vs. UNLV, 4/1/17
UNM turned a triple play: 5/13/16 vs. Nevada (4-6-3-2)
UNM hit into a triple play: 4/23/09 at BYU

IN AN INNING

10 or more runs in an inning: 10 vs. Grand Canyon, 3/22/17
15 or more runs in an inning: 15 vs. Savannah State, 3/11/05
4 or more homers in an inning: 4 at Air Force, 5/19/05
5 or more doubles in an inning: 5, at Nevada, 4/21/13
4 or more triples in an inning: 4, vs. TAMU-CC (Game 2), 2/21/09^
10 or more hits in an inning: 11, vs. Grand Canyon, 3/22/17
10 or more consecutive hits: 11, vs. Savannah State, 3/11/05*
10 or more consecutive batters reach base: 12 vs. Fresno State, 4/13/13
15 or more consecutive batters reach base: 16 vs. Savannah State, 3/11/05
Player with hits from both sides of plate in same inning: Sam Haggerty vs. Fresno State 4/12/13

SCORING AND MISCELLANEOUS

A Lobo stole home: Connor Mang vs. Columbia, 3/17/18
UNM stole seven or more bases: 7, 4/17/13 vs. New Mexico State (W, 13-6)
UNM tied: 3/25/18 vs. Central Michigan (6-6)
UNM was shut out: 3/16/18 at Houston (1-0)
UNM shut out opponent: 2/23/18 vs. Central Michigan (6-0)
UNM was shut out at home: 4/15/17 vs. Missouri St. (8-0)
UNM was shut out on the road: 3/16/18 at Houston (1-0)
UNM shut out opponent at home: 2/23/18 vs. Central Michigan (6-0)
UNM shut out opponent on road: 3/28/16 at Sacramento State (1-0)
UNM recorded back-to-back shutouts: 5/6-5/7, 2011 vs. Air Force (5-0, 10-0)
UNM recorded three straight shutouts: 2/24-3/3, 1973 vs. New Mexico State (1-0) and New Mexico Highlands (7-0, 4-0)
UNM shut out in back-to-back games: 3/14-15/2017 at Oklahoma State
Most runs in three-game series: 73, vs. Air Force (4/13-14, 2006)
Consecutive one-run games: 3, at No. 7 Cal State Fullerton (3/17-19/2017)
Four straight one-run games: April 3-9, 2016
Five straight one-run games: March 18-24, 2015*

THE LAST TIME A LOBO...**SERIES**

UNM swept non-conf. series, home: Binghamton, 2/17-19, 2017; vs. Central Michigan 2/22-25, 2018 (one tie)

UNM swept non-conf. series, road: at No. 23 Oklahoma St., 3/14-15, 2017

UNM was swept in non-conference series, home: Dallas Baptist, 3/4-6, 2016

UNM was swept in non-conference series on road: at No. 7 Cal State Fullerton 3/17-19/2017

UNM swept MW series at home: UNLV, 4/21-23, 2017

UNM swept MW series on road: at UNLV, 3/24-26, 2017

UNM swept multiple MW series in a row: 3, 3/3/17-3/26/17 at Air Force, vs. San José State, at UNLV

UNM was swept in MW series at home: Fresno State 4/6-8, 2018

UNM was swept in MW series on road: at Fresno St. 5/12-14, 2017

EXTRA INNINGS

Won an extra-inning game: 3/24/18 Air Force (12-11, 10 inn.)

Lost an extra-inning game: 4/7/18 Fresno State (7-6, 11 inn.)

Extra inning games in a row: 2, 3/13-3/15, 2013 at No. 14 Arizona State and at No. 21 UNLV

3 straight extra-inning games: at Utah, 4/9-11, 2009

Played a 10-inning game: vs. Air Force, 3/24/18 (W, 12-11)

Played an 11-inning game: vs. Fresno State, 4/7/18 (L, 7-6)

Played a 12-inning game: vs. Fresno State, 4/9/16 (W, 14-13)

Played a 13-inning game: vs. Columbia, 6/1/13 (L, 6-5, NCAA Tourn.)

Played a 14-inning game: vs. Eastern New Mexico, 2/5-6, 1996 (W, 8-7)

Played a 15-inning game: at New Mexico State, 2/9/02 (L, 4-3)

WALK-OFFS

Won on last at-bat: 3/24/18 vs. Air Force, 3/24/18 (12-11, 10 innings)

Lost on last at-bat: 3/11/18 at Cal Poly (5-4, 10 innings)

Scored two runs in last at-bat to win: 2/28/15 vs. San Francisco (4-3, 9 innings)

Scored three runs in last at-bat to win: 3/5/11 vs. UTSA (6-5)

Scored four runs in last at-bat to win: 4/25/12 vs. Texas Tech (14-13)

Scored five runs in last at-bat to win: 2/12/01 vs. Southern Utah (8-7)

Scored six runs in last at-bat to win: 3/22/13 vs. Nevada (9-8)

Scored seven runs in last at-bat to win: 3/13/10 vs. Louisiana Tech (15-14, 10 innings, Game One)

Scored nine runs in last at-bat to win: 3/21/99 vs. TCU (17-16)

Allowed two runs in last at-bat to lose: 3/11/11 at Oklahoma State (3-2)

Allowed three runs in last at-bat to lose: 2/26/17 at No. 23 DBU (7-6)

Allowed four runs in last at-bat to lose: 5/12/06 at UNLV (12-8)

Allowed five runs in last at-bat to lose: 2/17/96 at UNLV (7-6)

UNM SCORING IN AN INNING

Most runs in top of 1st: 11, at Air Force (5/14/09)

Most runs in top of 2nd: 10, 2x, last at Air Force (4/15/97)

Most runs in top of 3rd: 8, 3x, last at Air Force (4/25/10, Game One)

Most runs in top of 4th: 12, at Air Force (4/15/07)

Most runs in top of 5th: 12, at Air Force (4/17/04)

Most runs in top of 6th: 10, at Air Force (5/19/16)

Most runs in top of 7th: 9, at Air Force (4/16/07)

Most runs in top of 8th: 12, at Utah (4/1/00)

Most runs in top of 9th: 9, at New Mexico State (2/16/86)

Most runs in top of 10th: 4, at Texas State (2/11/06)

Most runs in top of 11th: 6, at Arizona (1/30/93)

Most runs in top of 12th: 1, vs. BYU at San Diego State (3/31/06)

Most runs in top of 13th: N/A

Most runs in top of 14th: N/A

Most runs in top of 15th: 1, vs. Gonzaga at Fresno State (3/31/72)

Most runs in bottom of 1st: 11, vs. Colorado State (3/25/76)

Most runs in bottom of 2nd: 15, vs. Savannah State (3/11/05)

Most runs in bottom of 3rd: 13, vs. NM Highlands (2/28/90)

Most runs in bottom of 4th: 12, vs. Air Force at UNLV (5/27/04)

Most runs in bottom of 5th: 10, 2x, last vs. Utah (4/22/06)

Most runs in bottom of 6th: 20, vs. Utah (3/13/93)*

Most runs in bottom of 7th: 11, vs. Texas State (2/18/05)

Most runs in bottom of 8th: 12, 3x, last vs. Fresno State (4/13/13)

Most runs in bottom of 9th: 9, 2x, last vs. New Mexico State (3/26/02)

Most runs in bottom of 10th: 7, vs. Louisiana Tech (3/13/10)

Most runs in bottom of 11th: 2, vs. New Mexico State (5/15/12)

Most runs in bottom of 12th: 2 vs. UNLV (3/9/14)

Most runs in bottom of 13th: 1, 2x, last vs. Northwestern (3/7/03)

Most runs in bottom of 14th: 1, 2x, last vs. Eastern New Mexico (2/5-6, 1996)

Most runs in bottom of 15th: N/A

OPPONENT SCORING IN AN INNING

Most runs in top of 1st: 12, vs. BYU (3/26/94)

Most runs in top of 2nd: 8, vs. Southern Colorado (3/15/71)

Most runs in top of 3rd: 12, vs. Wichita State (3/16/89)

Most runs in top of 4th: 11, vs. Rice (4/11/98)

Most runs in top of 5th: 10, vs. Texas Tech (2/22/00)

Most runs in top of 6th: 10, vs. BYU (4/11/02)

Most runs in top of 7th: 11, vs. BYU (4/6/00)

Most runs in top of 8th: 8, 2x, last vs. Rice (4/12/98)

Most runs in top of 9th: 12, vs. BYU (3/18/05, Game Two)

Most runs in top of 10th: 9, vs. San Francisco (3/18/06)

Most runs in top of 11th: 6, vs. Nevada at Las Vegas, Nev. (5/23/14)

Most runs in top of 12th: 1, 4x, last vs. UNLV (3/9/14)

Most runs in top of 13th: 1, 2x, last vs. Columbia (6/1/13)

Most runs in top of 14th: N/A

Most runs in top of 15th: N/A

Most runs in bottom of 1st: 11, at Arizona State (2/9/80, Game One)

Most runs in bottom of 2nd: 11, at BYU (4/20/91)

Most runs in bottom of 3rd: 15, at Hawaii (4/22/89)

Most runs in bottom of 4th: 12, 2x, last at Air Force (4/15/90)

Most runs in bottom of 5th: 12, at Cal State Fullerton (3/7/86)

Most runs in bottom of 6th: 12, at LMU (3/11/86)

Most runs in bottom of 7th: 7, 3x, last at Pepperdine (3/12/18)

Most runs in bottom of 8th: 9, at Arizona (1/31/98)

Most runs in bottom of 9th: 4, 7x, last at Air Force (4/15/07)

Most runs in bottom of 10th: 4, at Air Force (4/24/65)

Most runs in bottom of 11th: 2, vs. BYU at San Diego State (3/31/06)

Most runs in bottom of 12th: 2, vs. BYU at San Diego State (3/31/06)

Most runs in bottom of 13th: N/A

Most runs in bottom of 14th: N/A

Most runs in bottom of 15th: 1, at New Mexico State (2/9/02)

* = School record

= Mountain West record

^ = NCAA record

LOBO GAME-BY-GAME STATS

#26 ATKINS, Nick - 14 games (All games)

Date	Opponent	Pos	AB	R	H	RBI	2B	3B	HR	BB	SB	CS	HBP	SAC	SF	GDP	K	PO	A	E	Avg
Feb 18	vs Gonzaga	2b	0	0	0	0	0	0	0	0	0	0	0	0	0	0	0	0	0	0	.000
Mar 07	at Texas Tech	2b	1	0	0	0	0	0	0	0	0	0	0	0	0	0	0	1	0	0	.000
Mar 09	at Fresno State	2b	0	0	0	0	0	0	0	0	0	0	0	0	0	0	0	0	0	0	.000
Mar 11	at Fresno State	*2b	3	0	0	0	0	0	0	0	0	0	0	0	0	0	1	3	1	0	.000
Mar 12	at Cal Poly	*ss	3	0	0	0	0	0	0	0	0	0	0	0	0	1	0	2	5	0	.000
Mar 13	at Pepperdine	*ss	4	1	0	0	0	0	0	0	0	0	0	0	0	0	0	2	2	0	.000
Mar 16	vs Columbia	*ss	2	1	1	0	0	0	0	1	0	0	0	0	0	0	0	1	4	0	.077
Mar 24	AIR FORCE	ss	0	0	0	0	0	0	0	0	0	0	0	0	0	0	0	1	0	0	.077
Mar 25	AIR FORCE	*ss	3	0	0	0	0	0	0	0	0	0	0	1	0	0	1	0	1	0	.062
Mar 29	at San Diego State	*ss	2	0	0	0	0	0	0	0	0	0	0	0	0	0	1	0	1	1	.056
Mar 31	at San Diego State	ss	0	0	0	0	0	0	0	0	0	0	0	0	0	0	0	1	1	0	.056
Apr 02	ARIZONA	ph/ss	3	0	1	0	0	0	0	0	0	0	0	0	0	0	1	0	0	0	.095
Apr 06	FRESNO STATE	*ss	1	0	0	0	0	0	0	0	0	0	0	0	0	0	0	2	2	0	.091
Apr 07	FRESNO STATE	pr	0	1	0	0	0	0	0	0	0	0	0	0	0	0	0	0	0	0	.091
Totals		7gs	22	3	2	0	0	0	0	1	0	0	0	1	0	1	4	10	18	3	.091

On base pct. .130 • Slugging pct. .091

#42 CAMPILLO, Robby - 30 games (All games)

Date	Opponent	Pos	AB	R	H	RBI	2B	3B	HR	BB	SB	CS	HBP	SAC	SF	GDP	K	PO	A	E	Avg
Feb 16	vs Oregon State	*c	3	0	0	0	0	0	0	0	0	0	0	0	0	0	2	7	0	0	.000
Feb 17	vs Cal Poly	*c	5	0	0	0	0	0	0	0	0	0	0	0	0	0	2	11	0	0	.000
Feb 18	vs Gonzaga	c	1	0	0	0	0	0	0	0	0	0	0	0	0	1	0	3	1	0	.000
Feb 19	vs Oregon State	*c	2	1	1	0	1	0	0	2	0	0	0	0	0	0	0	6	1	0	.091
Feb 22	CENTRAL MICHIGAN	ph/c	2	1	1	1	0	1	0	1	0	0	0	0	0	0	0	2	1	0	.154
Feb 23	CENTRAL MICHIGAN	*c	4	0	1	0	0	0	0	0	0	0	0	0	0	0	1	8	1	0	.176
Feb 24	CENTRAL MICHIGAN	*c	2	0	0	0	0	0	0	1	0	1	1	0	0	0	2	8	1	0	.158
Feb 25	CENTRAL MICHIGAN	1b	0	0	0	0	0	0	0	0	0	0	0	0	0	0	0	2	0	0	.158
Mar 02	NEVADA	ph	1	0	0	0	0	0	0	0	0	0	0	0	0	0	1	0	0	0	.150
Mar 03	NEVADA	*c	4	1	2	1	0	0	0	0	0	0	0	0	0	0	0	8	1	1	.208
Mar 04	NEVADA	*c	2	0	0	0	0	0	0	0	0	0	0	0	0	0	1	6	0	0	.192
Mar 07	at Texas Tech	*c	3	0	1	1	0	0	0	1	0	0	0	0	0	0	0	9	1	0	.207
Mar 09	at Fresno State	*c	5	2	2	0	0	0	0	0	0	0	0	0	0	0	1	10	0	0	.235
Mar 10	at Fresno State	*c	4	0	1	0	1	0	0	0	0	0	0	0	0	0	1	7	1	1	.237
Mar 11	at Fresno State	*c	4	0	2	1	2	0	0	0	0	0	0	0	0	0	1	5	1	0	.262
Mar 12	at Cal Poly	ph	0	0	0	0	0	0	0	0	0	0	1	0	0	0	0	0	0	0	.262
Mar 16	vs Columbia	1b	1	0	1	0	0	0	0	0	0	0	0	0	0	0	0	0	0	0	.279
Mar 16	at Houston	*c	3	0	1	0	0	0	0	0	0	0	0	0	0	0	0	5	1	0	.283
Mar 17	vs Columbia	*c	2	0	0	1	0	0	0	0	0	0	1	0	1	0	0	8	3	0	.271
Mar 23	AIR FORCE	*c	2	0	0	0	0	0	0	0	0	0	0	0	0	0	0	7	1	0	.260
Mar 24	AIR FORCE	ph/c	1	0	0	1	0	0	0	0	0	0	0	1	0	0	1	5	1	0	.255
Mar 25	AIR FORCE	*c	2	1	2	2	0	0	0	2	0	0	0	0	0	0	0	11	2	0	.283
Mar 29	at San Diego State	*c	4	1	1	1	0	0	0	0	0	0	0	0	0	0	2	10	0	1	.281
Mar 30	at San Diego State	c	1	0	0	0	0	0	0	0	0	0	0	0	0	0	0	6	0	0	.276
Mar 31	at San Diego State	*c	3	0	0	0	0	0	0	0	0	0	0	0	0	1	1	5	0	1	.262
Apr 02	ARIZONA	*c	1	0	0	0	0	0	0	0	0	0	0	0	0	0	1	1	1	0	.258
Apr 06	FRESNO STATE	*c	4	0	0	0	0	0	0	0	0	0	0	0	0	1	0	12	1	0	.242
Apr 07	FRESNO STATE	*c	3	1	0	0	0	0	0	1	0	0	0	0	0	0	1	8	0	0	.232
Apr 08	FRESNO STATE	*c	4	0	1	1	0	0	0	0	0	0	0	0	0	0	1	7	2	0	.233
Apr 10	NEW MEXICO STATE	ph/c	2	1	1	0	0	0	0	0	0	0	0	0	0	0	0	1	1	0	.240
Totals		21gs	75	9	18	10	4	1	0	8	0	1	3	1	1	3	19	178	22	4	.240

On base pct. .333 • Slugging pct. .320

#40 COFFEY, Brian - 2 games (All games)

Date	Opponent	Pos	AB	R	H	RBI	2B	3B	HR	BB	SB	CS	HBP	SAC	SF	GDP	K	PO	A	E	Avg
Mar 04	NEVADA	p	0	0	0	0	0	0	0	0	0	0	0	0	0	0	0	1	0	0	.000
Apr 06	FRESNO STATE	p	0	0	0	0	0	0	0	0	0	0	0	0	0	0	0	0	1	0	.000
Totals		0gs	0	0	0	0	0	0	0	0	0	0	0	0	0	0	0	1	1	0	.000

LOBO GAME-BY-GAME STATS

#40 COFFEY, Brian - 10 appearances (All games)

Date	Opponent	GS	IP	H	R	ER	BB	SO	2B	3B	HR	WP	BK	HBP	IBB	Score	W-L	Sv	ERA	NP
Feb 16	vs Oregon State		0.2	1	0	0	0	0	0	0	0	0	0	0	0	2-5	0-0	0	0.00	13
Feb 19	vs Oregon State		1.0	0	0	0	0	2	0	0	0	0	0	0	0	3-15	0-0	0	0.00	13
Mar 02	NEVADA		0.2	1	0	0	0	0	1	0	0	0	0	0	0	5-9	0-0	0	0.00	10
Mar 04	NEVADA		2.0	1	0	0	0	2	1	0	0	0	0	0	0	8-13	0-0	0	0.00	26
Mar 07	at Texas Tech		0.2	1	0	0	0	0	0	0	0	0	0	0	0	2-7	0-0	0	0.00	8
Mar 10	at Fresno State		0.2	0	1	1	1	1	0	0	0	0	0	0	0	1-5	0-0	0	1.59	15
Mar 23	AIR FORCE		2.1	2	1	1	0	3	0	0	1	0	0	0	0	4-10	0-0	0	2.25	35
Apr 02	ARIZONA		1.2	4	1	1	1	1	1	0	0	1	0	0	0	6-16	0-0	0	2.79	41
Apr 06	FRESNO STATE		1.2	4	2	2	1	3	0	0	1	0	0	0	0	5-15	0-0	0	3.97	34
Apr 10	NEW MEXICO STATE		2.2	1	0	0	1	0	1	0	0	0	0	0	0	1-9	0-0	0	3.21	28
Totals		0	14.0	15	5	5	4	12	4	0	2	1	0	0	0	37-104	0-0	0	3.21	-

#43 COLLIER, Danny - 29 games (All games)

Date	Opponent	Pos	AB	R	H	RBI	2B	3B	HR	BB	SB	CS	HBP	SAC	SF	GDP	K	PO	A	E	Avg
Feb 16	vs Oregon State	*of	4	0	1	0	0	0	0	0	0	0	0	0	0	0	0	3	0	0	.250
Feb 17	vs Cal Poly	*of	4	1	1	0	0	0	0	0	0	0	1	0	0	0	1	3	0	0	.250
Feb 18	vs Gonzaga	*of	4	1	0	0	0	0	0	1	0	0	0	0	0	0	3	3	0	0	.167
Feb 19	vs Oregon State	*of	4	0	0	0	0	0	0	1	0	0	0	0	0	0	0	1	0	0	.125
Feb 22	CENTRAL MICHIGAN	*dh	5	3	2	1	0	1	0	2	0	0	0	0	0	0	0	0	0	0	.190
Feb 23	CENTRAL MICHIGAN	*of	3	0	1	2	0	0	0	1	1	0	0	0	1	0	1	1	0	0	.208
Feb 24	CENTRAL MICHIGAN	*of	5	0	2	1	1	0	0	0	0	0	0	0	0	0	0	1	1	0	.241
Feb 25	CENTRAL MICHIGAN	*of	4	1	1	0	0	0	0	1	1	0	0	0	0	0	0	1	0	0	.242
Mar 02	NEVADA	*of	5	1	2	0	0	0	0	0	0	0	0	0	0	0	0	1	0	0	.263
Mar 03	NEVADA	*of	5	0	2	2	0	0	0	0	0	1	0	0	0	0	1	1	0	0	.279
Mar 04	NEVADA	*of	5	1	2	1	2	0	0	0	0	0	0	0	0	1	0	2	0	0	.292
Mar 07	at Texas Tech	*of	4	0	3	0	1	0	0	1	1	0	0	0	0	0	1	1	0	0	.327
Mar 09	at Fresno State	*of	4	0	2	2	0	0	0	1	2	0	0	0	1	0	1	1	0	0	.339
Mar 10	at Fresno State	*of	4	0	1	0	0	0	0	0	0	0	0	0	0	0	0	3	0	0	.333
Mar 11	at Fresno State	*of	5	1	2	0	1	0	0	0	0	0	0	0	0	0	3	1	0	0	.338
Mar 12	at Cal Poly	*of	5	0	1	0	0	0	0	0	0	0	0	0	0	0	2	0	0	0	.329
Mar 13	at Pepperdine	*of	4	2	3	2	1	0	0	0	0	0	0	0	0	0	0	1	0	0	.351
Mar 16	vs Columbia	*of	4	1	0	0	0	0	0	2	0	0	0	0	0	0	0	1	0	0	.333
Mar 16	at Houston	*dh	4	0	0	0	0	0	0	0	0	0	0	0	0	0	2	0	0	0	.317
Mar 23	AIR FORCE	*of	3	1	0	0	0	0	0	2	0	0	0	0	0	0	1	3	0	0	.306
Mar 24	AIR FORCE	*of	5	3	4	3	1	1	1	1	1	0	0	0	0	0	0	0	0	0	.333
Mar 25	AIR FORCE	*of	5	2	2	0	1	0	0	0	0	0	0	0	0	0	0	5	0	0	.337
Mar 29	at San Diego State	*of	5	1	2	0	0	0	0	0	0	0	0	0	0	0	1	1	0	0	.340
Mar 30	at San Diego State	*dh	4	1	1	0	0	0	0	1	0	0	0	0	0	0	1	0	0	0	.337
Mar 31	at San Diego State	*of	3	1	0	0	0	0	0	1	0	0	0	0	0	1	2	5	0	0	.327
Apr 02	ARIZONA	*of	5	0	0	0	0	0	0	0	0	0	0	0	0	0	0	2	0	0	.312
Apr 06	FRESNO STATE	*of	4	2	1	0	1	0	0	0	0	0	0	0	1	0	4	0	0	0	.310
Apr 07	FRESNO STATE	*of	4	0	1	0	0	0	0	0	1	0	0	0	0	0	1	2	0	0	.308
Apr 10	NEW MEXICO STATE	*of	4	0	1	0	0	0	0	1	0	0	0	0	0	0	2	1	0	0	.306
Totals		29gs	124	23	38	14	9	2	1	16	7	1	1	0	2	3	23	48	1	0	.306

On base pct. .385 • Slugging pct. .435

#45 CONANT, Jeremy - 6 games (All games)

Date	Opponent	Pos	AB	R	H	RBI	2B	3B	HR	BB	SB	CS	HBP	SAC	SF	GDP	K	PO	A	E	Avg
Feb 16	vs Oregon State	*dh	3	0	0	0	0	0	0	0	0	0	0	0	0	0	0	0	0	0	.000
Feb 18	vs Gonzaga	ph/dh	1	0	0	0	0	0	0	0	0	0	0	0	0	0	1	0	0	0	.000
Feb 24	CENTRAL MICHIGAN	*dh	4	1	2	2	0	0	0	0	0	0	0	0	0	0	0	0	0	0	.250
Feb 25	CENTRAL MICHIGAN	*dh	2	0	0	0	0	0	0	2	0	0	0	0	0	0	0	0	0	0	.200
Mar 02	NEVADA	*dh	2	0	0	0	0	0	0	0	0	0	0	0	0	0	0	0	0	0	.167
Mar 04	NEVADA	ph	0	1	0	0	0	0	0	1	0	0	0	0	0	0	0	0	0	0	.167
Totals		4gs	12	2	2	2	0	0	0	3	0	0	0	0	0	0	1	0	0	0	.167

On base pct. .333 • Slugging pct. .167

LOBO GAME-BY-GAME STATS

#7 DEIMLING, Jeff - 27 games (All games)

Date	Opponent	Pos	AB	R	H	RBI	2B	3B	HR	BB	SB	CS	HBP	SAC	SF	GDP	K	PO	A	E	Avg
Feb 16	vs Oregon State	*1b	4	0	0	0	0	0	0	0	0	0	0	0	0	1	1	10	0	0	.000
Feb 17	vs Cal Poly	*1b	5	0	1	3	0	0	0	0	0	1	0	0	0	0	1	4	0	0	.111
Feb 18	vs Gonzaga	*1b	4	0	4	1	1	0	0	0	0	0	0	0	0	0	0	11	0	0	.385
Feb 19	vs Oregon State	*1b	4	2	1	0	0	0	0	0	0	0	1	0	0	0	1	9	0	0	.353
Feb 22	CENTRAL MICHIGAN	*1b	5	2	3	4	0	1	0	0	0	0	1	0	0	0	0	14	1	0	.409
Feb 23	CENTRAL MICHIGAN	*1b	4	0	0	0	0	0	0	1	0	0	0	0	0	0	2	13	1	0	.346
Feb 24	CENTRAL MICHIGAN	*1b	3	1	1	0	0	0	0	0	0	0	0	1	0	0	1	13	1	1	.345
Feb 25	CENTRAL MICHIGAN	*1b	1	0	0	0	0	0	0	0	0	0	0	0	0	0	1	1	0	2	.333
Mar 02	NEVADA	*1b	2	0	0	0	0	0	0	2	0	0	1	0	0	0	0	7	0	0	.312
Mar 03	NEVADA	*1b	4	1	2	0	1	0	0	0	0	0	0	0	0	0	0	9	0	0	.333
Mar 04	NEVADA	*1b	3	0	1	0	1	0	0	2	0	0	0	0	0	0	1	6	1	0	.333
Mar 07	at Texas Tech	*1b	2	2	1	1	0	0	1	2	0	0	0	0	0	0	0	7	1	0	.341
Mar 09	at Fresno State	*1b	5	0	1	0	0	0	0	0	0	0	0	0	0	0	1	8	3	0	.326
Mar 10	at Fresno State	*1b	3	0	0	0	0	0	0	0	0	0	0	0	0	0	2	6	0	0	.306
Mar 11	at Fresno State	*dh	4	0	1	0	0	0	0	1	0	0	0	0	0	0	3	0	0	0	.302
Mar 12	at Cal Poly	*1b	3	0	0	0	0	0	0	0	0	0	0	0	0	0	0	8	0	2	.286
Mar 13	at Pepperdine	1b	1	0	1	0	0	0	0	0	0	0	0	0	0	0	0	0	0	0	.298
Mar 16	vs Columbia	ph/1b	1	0	0	0	0	0	0	0	0	0	0	0	0	0	1	3	0	0	.293
Mar 17	vs Columbia	*dh	3	0	1	1	0	0	0	0	0	0	0	0	0	0	1	0	0	0	.295
Mar 24	AIR FORCE	ph	1	0	0	0	0	0	0	0	0	0	0	0	0	0	1	0	0	0	.290
Mar 25	AIR FORCE	*dh	2	0	1	1	0	0	0	0	0	0	1	0	0	0	1	0	0	0	.297
Mar 29	at San Diego State	*dh	3	0	0	0	0	0	0	0	0	0	0	0	0	0	2	0	0	0	.284
Mar 31	at San Diego State	ph	1	0	0	0	0	0	0	0	0	0	0	0	0	0	1	0	0	0	.279
Apr 02	ARIZONA	1b	2	1	1	0	0	0	0	1	0	0	0	0	0	0	1	1	0	0	.286
Apr 06	FRESNO STATE	ph	1	0	1	0	0	0	0	0	0	0	0	0	0	0	0	0	0	0	.296
Apr 07	FRESNO STATE	ph/dh	3	0	0	0	0	0	0	0	0	0	0	0	0	0	0	0	0	0	.284
Apr 10	NEW MEXICO STATE	ph/dh	2	0	1	0	0	0	0	0	0	0	0	0	0	0	0	0	0	0	.289
Totals		19gs	76	9	22	11	3	1	1	9	0	1	4	1	0	1	22	130	8	5	.289

On base pct. .393 • Slugging pct. .395

#20 DUNN, Chris - 25 games (All games)

Date	Opponent	Pos	AB	R	H	RBI	2B	3B	HR	BB	SB	CS	HBP	SAC	SF	GDP	K	PO	A	E	Avg
Feb 17	vs Cal Poly	*dh	3	0	0	0	0	0	0	1	0	0	0	0	0	0	2	0	0	0	.000
Feb 18	vs Gonzaga	*dh	2	0	0	0	0	0	0	0	0	0	0	0	0	0	1	0	0	0	.000
Feb 19	vs Oregon State	ph/of	1	0	0	0	0	0	0	0	0	0	0	0	0	0	1	2	0	0	.000
Feb 22	CENTRAL MICHIGAN	*of	3	1	1	1	0	0	0	0	0	0	0	0	0	0	1	0	0	0	.111
Feb 24	CENTRAL MICHIGAN	*of	3	2	3	2	0	2	0	1	0	0	0	0	0	0	0	1	0	0	.333
Feb 25	CENTRAL MICHIGAN	*of	4	1	1	0	0	0	0	1	0	0	0	0	0	0	2	0	0	0	.312
Mar 02	NEVADA	*of	5	1	3	3	0	0	0	0	0	0	0	0	0	0	2	2	1	0	.381
Mar 03	NEVADA	*dh	4	0	2	0	0	0	0	0	0	0	0	0	0	0	2	0	0	0	.400
Mar 04	NEVADA	*dh	4	1	2	2	0	0	0	1	0	0	0	0	0	0	2	0	0	0	.414
Mar 07	at Texas Tech	*dh	4	0	0	0	0	0	0	0	0	0	0	0	0	0	3	0	0	0	.364
Mar 09	at Fresno State	*of	4	1	1	1	0	0	1	0	0	0	1	0	0	0	2	1	0	0	.351
Mar 10	at Fresno State	*dh	4	0	0	0	0	0	0	0	0	0	0	0	0	0	2	0	0	0	.317
Mar 11	at Fresno State	*of	3	1	1	1	0	0	0	0	0	0	0	0	0	0	2	0	0	0	.318
Mar 12	at Cal Poly	ph/of	2	0	0	0	0	0	0	0	0	0	0	0	0	0	1	0	0	0	.304
Mar 13	at Pepperdine	*of	2	0	0	0	0	0	0	0	0	0	0	0	0	0	2	4	0	0	.292
Mar 16	vs Columbia	ph	0	0	0	0	0	0	0	0	0	0	1	0	0	0	0	0	0	0	.292
Mar 16	at Houston	ph	1	0	0	0	0	0	0	0	0	0	0	0	0	0	1	0	0	0	.286
Mar 17	vs Columbia	*of	2	0	0	0	0	0	0	0	0	0	0	0	0	0	1	2	0	0	.275
Mar 23	AIR FORCE	*of	4	0	1	2	1	0	0	0	0	0	0	0	0	0	1	0	0	0	.273
Mar 24	AIR FORCE	*dh	2	1	0	0	0	0	0	1	0	0	0	0	0	0	2	0	0	0	.263
Mar 31	at San Diego State	*dh	1	0	0	0	0	0	0	2	0	0	0	0	0	0	1	0	0	0	.259
Apr 02	ARIZONA	*dh	3	0	0	0	0	0	0	0	0	0	0	0	0	0	2	0	0	0	.246
Apr 07	FRESNO STATE	of	0	1	0	1	0	0	0	1	0	0	0	0	1	0	0	2	0	0	.246
Apr 08	FRESNO STATE	*dh	5	1	2	1	1	0	0	0	0	0	0	0	0	0	1	0	0	0	.258
Apr 10	NEW MEXICO STATE	*dh	2	0	0	0	0	0	0	0	0	0	0	0	0	0	0	0	0	0	.250
Totals		20gs	68	11	17	14	2	2	1	8	0	0	2	0	1	0	34	14	1	0	.250

On base pct. .342 • Slugging pct. .382

LOBO GAME-BY-GAME STATS

#10 DYE, Cody - 7 games (All games)

Date	Opponent	Pos	AB	R	H	RBI	2B	3B	HR	BB	SB	CS	HBP	SAC	SF	GDP	K	PO	A	E	Avg
Feb 19	vs Oregon State	*p	0	0	0	0	0	0	0	0	0	0	0	0	0	0	0	0	1	0	.000
Mar 04	NEVADA	*p	0	0	0	0	0	0	0	0	0	0	0	0	0	0	0	0	0	1	.000
Mar 11	at Fresno State	*p	0	0	0	0	0	0	0	0	0	0	0	0	0	0	0	0	1	0	.000
Mar 17	vs Columbia	*p	0	0	0	0	0	0	0	0	0	0	0	0	0	0	0	1	1	0	.000
Mar 25	AIR FORCE	*p	0	0	0	0	0	0	0	0	0	0	0	0	0	0	0	0	1	0	.000
Mar 31	at San Diego State	*p	0	0	0	0	0	0	0	0	0	0	0	0	0	0	0	1	0	0	.000
Apr 07	FRESNO STATE	*p	0	0	0	0	0	0	0	0	0	0	0	0	0	0	0	0	1	0	.000
Totals		7as	0	0	0	0	0	0	0	0	0	0	0	0	0	0	0	2	5	1	.000

On base pct. .000 • Slugging pct. .000

#10 DYE, Cody - 8 appearances (All games)

Date	Opponent	GS	IP	H	R	ER	BB	SO	2B	3B	HR	WP	BK	HBP	IBB	Score	W-L	Sv	ERA	NP
Feb 19	vs Oregon State	*	3.2	8	7	6	4	3	2	0	0	0	0	0	0	3-15	0-1	0	14.73	96
Feb 25	CENTRAL MICHIGAN	*	6.0	8	3	3	3	5	0	1	0	0	0	1	1	6-6	0-1	0	8.38	107
Mar 04	NEVADA	*	3.1	5	6	6	2	3	2	0	1	0	0	1	0	8-13	0-2	0	10.38	68
Mar 11	at Fresno State	*	6.0	6	4	3	1	5	0	0	1	1	0	1	0	4-5	0-3	0	8.53	83
Mar 17	vs Columbia	*	8.0	3	1	1	2	8	2	0	0	1	0	0	0	3-1	1-3	0	6.33	93
Mar 25	AIR FORCE	*	7.0	8	4	4	2	8	3	0	0	0	0	3	0	7-4	2-3	0	6.09	133
Mar 31	at San Diego State	*	4.1	5	3	3	3	3	2	0	0	0	0	0	0	2-3	2-4	0	6.10	77
Apr 07	FRESNO STATE	*	5.1	12	5	5	2	8	1	0	0	1	0	0	0	6-7	2-4	0	6.39	109
Totals		8	43.2	55	33	31	19	43	12	1	2	3	0	6	1	39-54	2-4	0	6.39	

#18 EMOND, Malachi - 5 games (All games)

[illegible]

On base pct. .000 • Slugging pct. .000

#18 EMOND, Malachi - 13 appearances (All games)

Date	Opponent	GS	IP	H	R	ER	BB	SO	2B	3B	HR	WP	BK	HBP	IBB	Score	W-L	Sv	ERA	NP
Feb 18	vs Gonzaga		2.1	3	1	0	0	5	1	0	0	0	0	0	0	3-4	0-1	0	0.00	38
Feb 25	CENTRAL MICHIGAN		1.0	1	2	2	1	1	0	0	0	0	0	0	0	6-6	0-1	0	5.40	19
Mar 02	NEVADA		0.2	1	0	0	0	2	1	0	0	0	0	0	0	5-9	0-1	0	4.50	15
Mar 07	at Texas Tech		2.0	0	0	0	1	1	0	0	0	0	0	0	0	2-7	0-1	0	3.00	27
Mar 09	at Fresno State		2.0	0	0	0	0	1	0	0	0	1	0	0	0	5-4	1-1	0	2.25	22
Mar 12	at Cal Poly		1.1	0	0	0	1	3	0	0	0	1	0	0	0	4-5	1-1	0	1.93	29
Mar 13	at Pepperdine		0.1	1	0	0	0	1	1	0	0	0	0	0	0	7-11	1-1	0	1.86	12
Mar 16	vs Columbia		0.2	0	0	0	1	1	0	0	0	0	0	0	1	10-9	2-1	0	1.74	11
Mar 16	at Houston		1.0	0	0	0	0	2	0	0	0	0	0	0	0	0-1	2-1	0	1.59	16
Mar 24	AIR FORCE		2.1	2	3	3	4	3	0	0	1	1	0	0	1	12-11	2-1	0	3.29	51
Mar 29	at San Diego State		3.0	0	0	0	0	5	0	0	0	0	0	1	0	5-4	3-1	0	2.70	39
Apr 02	ARIZONA		1.0	0	0	0	0	2	0	0	0	0	0	0	0	6-16	3-1	0	2.55	13
Apr 07	FRESNO STATE		4.2	4	1	1	1	3	0	0	0	0	0	1	0	6-7	3-1	0	2.42	63
Totals		0	22.1	12	7	6	9	30	3	0	1	3	0	2	2	71-94	3-1	0	2.42	

#44 GARLEY, Nathaniel - 3 games (All games)

Date	Opponent	Pos	AB	R	H	RBI	2B	3B	HR	BB	SB	CS	HBP	SAC	SF	GDP	K	PO	A	E	Avg
Feb 24	CENTRAL MICHIGAN	p	0	0	0	0	0	0	0	0	0	0	0	0	0	0	0	0	2	0	.000
Mar 10	at Fresno State	p	0	0	0	0	0	0	0	0	0	0	0	0	0	0	0	0	1	0	.000

LOBO GAME-BY-GAME STATS

#44 GARLEY, Nathaniel - 11 appearances (All games)

Date	Opponent	GS	IP	H	R	ER	BB	SO	2B	3B	HR	WP	BK	HBP	IBB	Score	W-L	Sv	ERA	NP
Feb 17	vs Cal Poly		5.0	0	0	0	1	7	0	0	0	0	0	0	0	3-1	1-0	0	0.00	57
Feb 24	CENTRAL MICHIGAN		1.2	6	5	3	1	1	0	0	0	0	0	0	0	8-7	1-0	0	4.05	40
Mar 04	NEVADA		1.2	3	2	2	0	3	1	0	1	2	0	0	0	8-13	1-0	0	5.40	34
Mar 07	at Texas Tech	*	1.2	3	3	2	1	0	1	0	1	1	0	0	0	2-7	1-1	0	6.30	32
Mar 10	at Fresno State		3.1	4	0	0	0	4	1	0	0	0	0	0	0	1-5	1-1	0	4.72	48
Mar 13	at Pepperdine		1.0	1	1	1	2	1	0	1	0	0	0	0	0	7-11	1-1	0	5.02	27
Mar 25	AIR FORCE		2.0	0	0	0	1	2	0	0	0	0	0	0	0	7-4	1-1	1	4.41	27
Mar 30	at San Diego State		6.1	3	1	0	1	9	0	1	0	0	1	0	0	9-5	2-1	1	3.18	87
Apr 06	FRESNO STATE		2.0	4	3	3	1	1	3	0	0	2	0	0	0	5-15	2-1	1	4.01	28
Apr 08	FRESNO STATE		2.0	4	2	2	0	2	1	0	0	1	0	0	0	6-11	2-1	1	4.39	33
Apr 10	NEW MEXICO STATE		3.0	2	0	0	2	3	0	0	0	1	0	1	0	1-9	2-1	1	3.94	54
Totals		1	29.2	30	17	13	10	33	7	2	2	7	1	1	0	57-88	2-1	1	3.94	-

#4 GASSER, Robert - 6 games (All games)

Date	Opponent	Pos	AB	R	H	RBI	2B	3B	HR	BB	SB	CS	HBP	SAC	SF	GDP	K	PO	A	E	Avg
Feb 17	vs Cal Poly	*p	0	0	0	0	0	0	0	0	0	0	0	0	0	0	0	0	0	1	.000
Mar 03	NEVADA	*p	0	0	0	0	0	0	0	0	0	0	0	0	0	0	0	0	1	0	.000
Mar 10	at Fresno State	*p	0	0	0	0	0	0	0	0	0	0	0	0	0	0	0	0	0	1	.000
Mar 16	vs Columbia	*p	0	0	0	0	0	0	0	0	0	0	0	0	0	0	0	0	0	1	.000
Mar 24	AIR FORCE	*p	0	0	0	0	0	0	0	0	0	0	0	0	0	0	0	0	1	0	.000
Mar 30	at San Diego State	*p	0	0	0	0	0	0	0	0	0	0	0	0	0	0	0	1	0	0	.000
Totals		6gs	0	0	0	0	0	0	0	0	0	0	0	0	0	0	0	1	2	3	.000

On base pct. .000 • Slugging pct. .000

#4 GASSER, Robert - 10 appearances (All games)

Date	Opponent	GS	IP	H	R	ER	BB	SO	2B	3B	HR	WP	BK	HBP	IBB	Score	W-L	Sv	ERA	NP
Feb 17	vs Cal Poly	*	4.1	5	1	1	4	4	1	0	1	1	0	0	0	3-1	0-0	0	2.08	76
Feb 24	CENTRAL MICHIGAN	*	5.2	5	2	2	1	4	0	1	0	0	0	0	0	8-7	1-0	0	2.70	78
Mar 03	NEVADA	*	5.1	5	2	2	1	4	0	0	1	0	0	0	0	8-5	1-0	0	2.93	75
Mar 10	at Fresno State	*	2.2	2	4	0	2	1	0	0	1	0	0	1	0	1-5	1-1	0	2.50	56
Mar 13	at Pepperdine		0.1	0	1	1	1	0	0	0	0	0	0	0	0	7-11	1-1	0	2.95	11
Mar 16	vs Columbia	*	3.1	6	9	3	3	5	1	0	0	0	0	0	0	10-9	1-1	0	3.74	81
Mar 24	AIR FORCE	*	3.1	7	4	4	3	6	2	0	0	0	0	1	0	12-11	1-1	0	4.68	86
Mar 30	at San Diego State	*	2.2	6	4	4	2	2	2	0	0	1	0	0	0	9-5	1-1	0	5.53	65
Apr 02	ARIZONA		1.0	0	0	0	0	1	0	0	0	0	0	0	0	6-16	1-1	0	5.34	7
Apr 08	FRESNO STATE	*	2.0	3	6	6	3	2	0	0	2	0	0	1	0	6-11	1-2	0	6.75	50
Totals		8	30.2	39	33	23	20	29	6	1	5	2	0	3	0	70-81	1-2	0	6.75	-

#19 GILLESPIE, Drew - 7 games (All games)

Date	Opponent	Pos	AB	R	H	RBI	2B	3B	HR	BB	SB	CS	HBP	SAC	SF	GDP	K	PO	A	E	Avg
Feb 18	vs Gonzaga	*p	0	0	0	0	0	0	0	0	0	0	0	0	0	0	0	0	1	0	.000
Feb 22	CENTRAL MICHIGAN	p	0	0	0	0	0	0	0	0	0	0	0	0	0	0	0	0	2	0	.000
Mar 02	NEVADA	p	0	0	0	0	0	0	0	0	0	0	0	0	0	0	0	0	2	0	.000
Mar 23	AIR FORCE	p	0	0	0	0	0	0	0	0	0	0	0	0	0	0	0	0	1	0	.000
Mar 31	at San Diego State	p	0	0	0	0	0	0	0	0	0	0	0	0	0	0	0	1	0	0	.000
Apr 02	ARIZONA	p	0	0	0	0	0	0	0	0	0	0	0	0	0	0	0	0	1	0	.000
Apr 08	FRESNO STATE	p	0	0	0	0	0	0	0	0	0	0	0	0	0	0	0	1	0	0	.000
Totals		1gs	0	0	0	0	0	0	0	0	0	0	0	0	0	0	0	2	7	0	.000

On base pct. .000 • Slugging pct. .000

LOBO GAME-BY-GAME STATS

#19 GILLESPIE, Drew - 14 appearances (All games)

Date	Opponent	GS	IP	H	R	ER	BB	SO	2B	3B	HR	WP	BK	HBP	IBB	Score	W-L	Sv	ERA	NP
Feb 18	vs Gonzaga		2.0	3	3	3	2	1	0	0	1	1	0	1	0	3-4	0-0	0	13.50	48
Feb 22	CENTRAL MICHIGAN		4.2	1	1	0	2	2	1	0	0	0	0	0	0	20-9	1-0	0	4.05	79
Mar 02	NEVADA		4.0	1	3	3	1	4	0	0	0	0	0	2	0	5-9	1-0	0	5.06	56
Mar 07	at Texas Tech		1.1	2	2	2	3	3	1	0	0	1	0	0	0	2-7	1-0	0	6.00	48
Mar 09	at Fresno State		1.2	4	2	2	0	3	0	0	0	0	1	0	0	5-4	1-0	0	6.59	30
Mar 11	at Fresno State		2.0	2	1	1	1	0	0	0	0	1	0	0	0	4-5	1-0	0	6.32	36
Mar 13	at Pepperdine		0.1	1	2	2	1	0	0	0	1	0	0	1	0	7-11	1-0	0	7.31	23
Mar 16	vs Columbia		3.1	2	0	0	1	4	0	1	0	0	0	0	1	10-9	1-0	0	6.05	40
Mar 23	AIR FORCE		1.2	2	1	1	0	3	0	1	0	0	0	0	0	4-10	1-0	0	6.00	34
Mar 24	AIR FORCE		2.0	2	2	2	2	4	0	0	0	0	0	1	0	12-11	2-0	0	6.26	43
Mar 29	at San Diego State		1.0	2	0	0	0	0	1	0	0	0	0	0	0	5-4	2-0	0	6.00	20
Mar 31	at San Diego State		2.0	2	0	0	0	1	0	0	0	0	0	0	0	2-3	2-0	0	5.54	17
Apr 02	ARIZONA		1.0	4	3	3	1	0	3	0	0	0	0	0	0	6-16	2-0	0	6.33	27
Apr 08	FRESNO STATE		4.1	4	3	3	2	5	0	0	0	0	0	1	0	6-11	2-0	0	6.32	67
Totals		1	31.1	32	23	22	16	30	6	2	2	3	1	6	1	91-113	2-0	0	6.32	-

#2 GOULDSMITH, Garrett - 27 games (All games)

Date	Opponent	Pos	AB	R	H	RBI	2B	3B	HR	BB	SB	CS	HBP	SAC	SF	GDP	K	PO	A	E	Avg
Feb 16	vs Oregon State	*2b	2	0	0	0	0	0	0	1	0	0	0	0	0	0	0	0	6	0	.000
Feb 17	vs Cal Poly	*2b	3	0	1	0	0	0	0	0	0	1	0	1	0	0	1	3	3	0	.200
Feb 18	vs Gonzaga	ph/2b	2	0	1	0	0	0	0	0	0	0	0	0	0	0	1	0	0	0	.286
Feb 19	vs Oregon State	*2b	3	0	1	0	1	0	0	0	0	0	0	0	0	1	0	2	4	0	.300
Feb 22	CENTRAL MICHIGAN	2b	1	0	0	0	0	0	0	1	0	0	0	0	0	0	0	1	1	0	.273
Feb 23	CENTRAL MICHIGAN	*ss	3	1	1	2	0	1	0	1	1	0	0	0	0	1	0	0	0	0	.286
Feb 24	CENTRAL MICHIGAN	*ss	1	0	1	1	0	0	2	0	1	0	0	1	0	0	0	5	0	0	.333
Feb 25	CENTRAL MICHIGAN	*ss	4	1	0	0	0	0	0	1	0	0	0	0	0	0	1	3	3	0	.263
Mar 02	NEVADA	*ss	2	0	0	0	0	0	0	1	0	0	0	0	0	0	1	0	2	0	.238
Mar 07	at Texas Tech	*ss	2	0	0	0	0	0	0	0	0	0	0	0	0	0	0	1	2	0	.217
Mar 09	at Fresno State	*ss	3	0	0	0	0	0	0	0	0	0	0	0	0	0	0	1	1	0	.192
Mar 10	at Fresno State	*ss	3	0	1	0	0	0	0	0	0	0	0	0	0	1	1	1	2	1	.207
Mar 11	at Fresno State	*ss	4	0	1	0	0	0	0	0	0	0	0	0	0	0	2	3	3	1	.212
Mar 12	at Cal Poly	ss	0	0	0	0	0	0	0	0	0	0	0	0	0	0	0	0	0	0	.212
Mar 16	vs Columbia	ss	2	0	2	1	0	0	0	0	0	0	0	0	0	0	0	1	3	1	.257
Mar 16	at Houston	*ss	3	0	1	0	0	0	0	0	0	1	0	0	0	0	1	2	3	0	.263
Mar 17	vs Columbia	*ss	3	0	1	0	0	0	0	0	0	1	0	0	0	0	0	1	2	0	.268
Mar 23	AIR FORCE	*ss	4	0	2	0	1	0	0	0	0	0	0	0	1	0	1	3	0	0	.289
Mar 24	AIR FORCE	*ss	4	1	1	0	0	0	0	0	0	0	0	0	0	0	1	0	2	0	.286
Mar 29	at San Diego State	pr/ss	1	0	0	0	0	0	0	0	0	0	0	0	0	0	1	0	0	0	.280
Mar 30	at San Diego State	*ss	3	1	1	0	0	0	0	2	0	0	0	0	0	0	1	0	4	1	.283
Mar 31	at San Diego State	*ss	2	0	0	0	0	0	0	0	0	0	0	0	0	0	1	1	3	0	.273
Apr 02	ARIZONA	*ss	1	0	1	0	0	0	0	0	0	0	0	0	0	0	0	0	2	0	.286
Apr 06	FRESNO STATE	ss	3	0	2	1	0	0	0	0	0	0	0	0	0	0	1	1	2	0	.305
Apr 07	FRESNO STATE	*ss	4	0	0	0	0	0	0	0	0	0	0	1	0	0	1	1	2	0	.286
Apr 08	FRESNO STATE	*ss	3	0	1	0	0	0	0	0	0	0	0	1	0	1	0	2	2	0	.288
Apr 10	NEW MEXICO STATE	*ss	3	0	2	1	0	0	0	1	0	0	0	0	1	0	0	0	2	0	.304
Totals		21gs	69	4	21	6	2	1	0	10	1	4	0	3	1	5	15	25	62	4	.304

On base pct. .387 • Slugging pct. .362

#24 HARRINGTON, James - 3 games (All games)

Date	Opponent	Pos	AB	R	H	RBI	2B	3B	HR	BB	SB	CS	HBP	SAC	SF	GDP	K	PO	A	E	Avg
Feb 18	vs Gonzaga	p	0	0	0	0	0	0	0	0	0	0	0	0	0	0	0	0	1	0	.000
Feb 22	CENTRAL MICHIGAN	*p	0	0	0	0	0	0	0	0	0	0	0	0	0	0	0	1	0	0	.000
Apr 02	ARIZONA	*p	0	0	0	0	0	0	0	0	0	0	0	0	0	0	0	0	1	0	.000
Totals		2gs	0	0	0	0	0	0	0	0	0	0	0	0	0	0	0	1	2	0	.000

On base pct. .000 • Slugging pct. .000

LOBO GAME-BY-GAME STATS

#24 HARRINGTON, James - 8 appearances (All games)

Opponent	GS	IP	H	R	ER	BB	SO	2B	3B	HR	WP	BK	HBP	IBB	Score	W-L	Sv
vs Gonzaga		4.1	3	0	0	2	3	1	0	0	0	0	1	0	3-4	0-0	0
CENTRAL MICHIGAN	*	3.0	4	3	3	4	4	0	0	0	1	0	0	0	20-9	0-0	0
NEVADA		0.1	2	3	3	0	0	0	0	1	0	0	1	0	8-13	0-0	0
at Cal Poly	*	4.1	8	3	3	1	1	1	0	0	2	0	0	0	4-5	0-0	0
vs Columbia		0.2	1	0	0	0	1	0	1	0	0	0	0	0	10-9	0-0	0
ARIZONA	*	1.1	6	6	6	2	1	1	0	1	0	0	0	0	6-16	0-1	0
FRESNO STATE		2.0	1	0	0	0	4	1	0	0	0	0	0	0	5-15	0-1	0
NEW MEXICO STATE	*	2.0	9	8	8	2	1	1	1	0	2	0	1	0	1-9	0-2	0
	4	18.0	34	23	23	11	15	5	2	2	5	0	3	0	57-80	0-2	0

#17 HERRERA, Daniel - 18 games (All games)

Opponent	Pos	AB	R	H	RBI	2B	3B	HR	BB	SB	CS	HBP	SAC	SF	GDP	K	PO	A
vs Gonzaga	*c	2	0	0	0	0	0	0	1	0	0	0	0	0	0	0	5	0
vs Oregon State	ph	1	0	0	0	0	0	0	0	0	0	0	0	0	0	0	0	0
CENTRAL MICHIGAN	*c	1	1	1	0	0	0	0	2	1	1	0	0	0	0	0	4	2
CENTRAL MICHIGAN	c	0	0	0	0	0	0	0	0	0	0	0	0	0	0	0	1	1
CENTRAL MICHIGAN	*c	5	0	1	1	0	0	0	0	0	0	0	0	0	0	1	7	1
NEVADA	*c	4	0	0	0	0	0	0	0	0	0	0	0	0	0	0	13	0
at Fresno State	ph	0	0	0	0	0	0	0	1	0	0	0	0	0	0	0	0	0
at Fresno State	ph	1	0	0	0	0	0	0	0	0	0	0	0	0	0	1	0	0
at Fresno State	ph	1	0	0	0	0	0	0	0	0	0	0	0	0	0	1	0	0
at Pepperdine	*c	4	0	1	1	0	0	0	0	0	0	0	0	0	0	0	5	0
vs Columbia	*c	5	1	1	0	0	0	0	0	0	0	0	1	0	0	0	11	0
at Houston	c	0	0	0	0	0	0	0	0	0	0	0	0	0	0	0	2	0
AIR FORCE	ph/c	2	0	0	0	0	0	0	0	0	0	0	0	0	0	2	6	1
AIR FORCE	*c	2	1	1	0	0	0	0	1	0	0	0	0	0	0	1	11	0
at San Diego State	*c	2	0	0	1	0	0	0	1	0	0	0	0	0	0	2	4	1
ARIZONA	ph	1	0	0	0	0	0	0	0	0	0	0	0	0	0	0	0	0
FRESNO STATE	c	1	0	0	0	0	0	0	0	0	0	0	1	0	0	0	5	0
FRESNO STATE	c	0	0	0	0	0	0	0	0	0	0	0	0	0	0	0	1	1
	8gs	32	3	5	3	0	0	0	6	1	1	0	2	0	0	8	75	7

ct. .289 • Slugging pct. .156

#12 KRAUTH, Nick - 2 games (All games)

Opponent	Pos	AB	R	H	RBI	2B	3B	HR	BB	SB	CS	HBP	SAC	SF	GDP	K	PO	A
CENTRAL MICHIGAN	p	0	0	0	0	0	0	0	0	0	0	0	0	0	0	0	0	1
at Pepperdine	*p	0	0	0	0	0	0	0	0	0	0	0	0	0	0	0	0	1
	1gs	0	0	0	0	0	0	0	0	0	0	0	0	0	0	0	0	2

ct. .000 • Slugging pct. .000

#12 KRAUTH, Nick - 5 appearances (All games)

Opponent	GS	IP	H	R	ER	BB	SO	2B	3B	HR	WP	BK	HBP	IBB	Score	W-L	Sv
vs Oregon State		2.2	7	5	2	0	1	0	1	0	0	0	1	0	3-15	0-0	0
CENTRAL MICHIGAN		1.1	5	5	4	2	1	1	0	0	0	0	0	0	20-9	0-0	0
NEVADA		0.2	1	2	2	2	0	0	0	0	0	0	0	0	8-13	0-0	0
at Fresno State		1.0	1	0	0	0	1	0	0	0	0	0	0	0	1-5	0-0	0
at Pepperdine	*	5.2	3	3	3	1	2	0	0	1	0	0	1	0	7-11	0-0	0
	1	11.1	17	15	11	5	5	1	1	1	0	0	2	0	39-53	0-0	0

LOBO GAME-BY-GAME STATS

#9 LEITHA, Larry - 14 games (All games)

Date	Opponent	Pos	AB	R	H	RBI	2B	3B	HR	BB	SB	CS	HBP	SAC	SF	GDP	K	PO	A	E	Avg
Feb 18	vs Gonzaga	of	2	0	0	0	0	0	0	0	0	0	0	0	0	0	2	0	0	0	.000
Feb 19	vs Oregon State	ph	0	0	0	0	0	0	0	1	0	0	0	0	0	0	0	0	0	0	.000
Feb 22	CENTRAL MICHIGAN	ph/of	4	1	1	1	0	0	0	0	2	0	0	0	0	0	0	2	0	0	.167
Feb 23	CENTRAL MICHIGAN	*of	4	0	1	1	1	0	0	0	0	0	0	0	0	0	2	1	0	0	.200
Feb 24	CENTRAL MICHIGAN	*of	4	1	1	0	1	0	0	0	0	0	0	0	0	0	2	2	0	0	.214
Feb 25	CENTRAL MICHIGAN	pr	0	0	0	0	0	0	0	0	0	0	0	0	0	0	0	0	0	0	.214
Mar 07	at Texas Tech	ph/of	2	0	0	0	0	0	0	0	0	0	0	0	0	0	1	1	1	0	.188
Mar 09	at Fresno State	pr/of	0	0	0	0	0	0	0	1	0	0	0	0	0	0	0	1	0	0	.188
Mar 11	at Fresno State	*of	3	0	0	0	0	0	0	0	0	0	1	0	0	0	1	2	0	0	.158
Mar 12	at Cal Poly	pr	0	0	0	0	0	0	0	0	0	0	0	0	0	0	0	0	0	0	.158
Mar 13	at Pepperdine	of/of	1	0	0	0	0	0	0	0	0	0	0	0	0	0	0	1	0	0	.150
Mar 16	vs Columbia	ph/of	2	0	0	0	0	0	0	0	0	1	1	0	0	0	0	3	0	0	.136
Mar 16	at Houston	*of	3	0	1	0	0	0	0	0	0	0	0	0	0	0	1	0	0	0	.160
Mar 17	vs Columbia	of	1	0	0	0	0	0	0	0	0	0	0	0	0	0	0	1	0	0	.154
Totals		4gs	26	2	4	2	2	0	0	2	2	1	2	0	0	0	9	14	1	0	.154

On base pct. .267 • Slugging pct. .231

#13 MANG, Connor - 25 games (All games)

Date	Opponent	Pos	AB	R	H	RBI	2B	3B	HR	BB	SB	CS	HBP	SAC	SF	GDP	K	PO	A	E	Avg
Feb 16	vs Oregon State	*3b	3	1	1	0	0	0	0	0	0	0	0	0	0	0	1	1	1	0	.333
Feb 17	vs Cal Poly	*3b	4	0	1	0	0	0	0	0	0	0	0	0	0	0	1	0	0	1	.286
Feb 18	vs Gonzaga	*3b	3	0	0	0	0	0	0	1	0	0	0	0	0	0	2	0	1	0	.200
Feb 19	vs Oregon State	*3b	3	0	0	0	0	0	0	0	0	0	0	0	0	1	0	1	1	0	.154
Feb 22	CENTRAL MICHIGAN	*3b	4	2	2	4	0	0	0	2	0	1	0	0	0	0	0	0	2	0	.235
Feb 23	CENTRAL MICHIGAN	*2b	4	2	3	0	0	1	0	0	0	0	0	0	0	0	0	1	3	0	.333
Feb 24	CENTRAL MICHIGAN	*2b	3	2	0	0	0	0	0	1	1	0	0	0	0	0	1	2	2	0	.292
Feb 25	CENTRAL MICHIGAN	*2b	4	1	0	0	0	0	0	1	0	0	0	0	0	0	2	3	4	0	.250
Mar 02	NEVADA	*2b/3b	4	0	1	0	0	0	0	1	0	0	0	0	0	0	1	1	3	0	.250
Mar 03	NEVADA	*2b	3	2	1	0	0	0	0	1	0	0	0	0	0	0	0	0	2	0	.257
Mar 04	NEVADA	*2b	2	0	0	0	0	0	0	0	0	0	0	0	0	0	1	1	0	0	.243
Mar 16	vs Columbia	*3b/1b	6	1	3	1	0	0	0	0	0	0	0	0	0	0	1	3	4	0	.279
Mar 16	at Houston	*1b	3	0	0	0	0	0	0	0	0	0	0	0	0	0	1	9	1	0	.261
Mar 17	vs Columbia	*1b	3	1	1	0	0	0	0	0	1	0	0	1	0	0	0	9	1	0	.265
Mar 23	AIR FORCE	*1b	3	1	1	0	0	0	0	1	0	0	0	0	0	0	0	7	0	0	.269
Mar 24	AIR FORCE	*1b	3	1	2	2	1	0	0	1	0	0	0	1	0	0	0	8	0	0	.291
Mar 25	AIR FORCE	*1b	3	1	1	1	0	0	0	1	0	0	0	0	0	0	1	8	0	0	.293
Mar 29	at San Diego State	*1b	3	0	2	2	0	0	0	1	0	0	0	0	0	0	0	6	0	0	.311
Mar 30	at San Diego State	*1b	3	1	1	2	0	0	0	0	0	0	1	0	0	1	0	7	1	0	.312
Mar 31	at San Diego State	*1b	3	0	1	0	0	0	0	1	0	0	0	0	0	0	0	1	2	0	.313
Apr 02	ARIZONA	*1b	2	0	0	0	0	0	0	0	0	0	0	0	0	0	1	9	0	0	.304
Apr 06	FRESNO STATE	*1b	3	0	1	1	0	0	0	1	0	0	0	0	0	0	0	7	0	1	.306
Apr 07	FRESNO STATE	*1b	4	1	1	0	0	0	0	2	0	0	0	0	0	0	0	8	0	0	.303
Apr 08	FRESNO STATE	*1b	5	2	2	1	0	1	0	0	0	0	0	0	0	0	1	9	1	0	.309
Apr 10	NEW MEXICO STATE	*1b	2	0	0	0	0	0	0	0	0	0	0	0	0	0	1	5	0	0	.301
Totals		25gs	83	19	25	14	1	2	0	15	2	1	1	2	1	1	15	106	29	2	.301

On base pct. .410 • Slugging pct. .361

LOBO GAME-BY-GAME STATS

#15 MANG, Jared - 19 games (All games)

Date	Opponent	Pos	AB	R	H	RBI	2B	3B	HR	BB	SB	CS	HBP	SAC	SF	GDP	K	PO	A	E	Avg
Feb 16	vs Oregon State	*of	4	0	1	1	0	0	0	0	0	0	0	0	0	0	1	3	0	0	.21
Feb 17	vs Cal Poly	*of	4	1	1	0	0	0	0	0	0	0	0	1	0	0	3	7	0	0	.21
Feb 18	vs Gonzaga	*of	2	0	0	0	0	0	0	1	0	0	1	0	0	0	1	4	0	0	.21
Feb 19	vs Oregon State	*of	4	0	1	0	0	0	0	0	0	0	1	0	0	0	0	3	0	0	.21
Feb 22	CENTRAL MICHIGAN	*of	1	3	1	0	0	0	0	3	0	0	1	0	0	0	0	1	0	0	.21
Mar 16	vs Columbia	*of	4	2	2	4	0	0	1	0	1	0	2	0	0	0	1	1	0	0	.31
Mar 16	at Houston	*of	3	0	0	0	0	0	0	0	0	0	0	0	0	1	0	1	0	0	.21
Mar 17	vs Columbia	*of	3	0	1	0	0	0	0	0	1	0	1	0	0	0	1	0	0	0	.21
Mar 23	AIR FORCE	*of	5	1	2	1	1	0	0	0	0	0	0	0	0	0	0	0	0	0	.31
Mar 24	AIR FORCE	*of	5	2	3	3	0	0	1	1	0	0	0	0	0	1	0	2	0	0	.31
Mar 25	AIR FORCE	*of	3	1	0	0	0	0	0	2	0	1	0	0	0	0	1	0	0	0	.31
Mar 29	at San Diego State	*of	2	2	0	0	0	0	0	2	0	0	0	0	0	0	0	2	0	1	.31
Mar 30	at San Diego State	*of	3	2	2	2	0	0	0	1	0	0	1	0	0	0	0	3	0	0	.31
Mar 31	at San Diego State	*of	4	1	1	2	0	0	1	0	0	0	0	0	0	0	1	2	0	0	.31
Apr 02	ARIZONA	*2b	4	2	1	1	0	0	1	1	0	0	0	0	0	0	0	1	2	0	.31
Apr 06	FRESNO STATE	*2b	3	2	1	0	0	0	0	0	0	0	1	0	0	0	0	1	3	1	.31
Apr 07	FRESNO STATE	*of/of	5	0	1	1	0	0	0	1	0	0	0	0	0	0	0	1	0	0	.31
Apr 08	FRESNO STATE	*of	5	0	0	0	0	0	0	0	0	0	0	0	0	0	1	1	0	0	.21
Apr 10	NEW MEXICO STATE	*of	3	0	0	0	0	0	0	0	0	0	1	0	0	0	2	4	0	0	.21
Totals		19gs	67	19	18	15	1	0	4	12	2	1	9	1	0	2	12	37	5	2	.21

On base pct. .443 • Slugging pct. .463

#14 MARSHALL, Derek - 21 games (All games)

Date	Opponent	Pos	AB	R	H	RBI	2B	3B	HR	BB	SB	CS	HBP	SAC	SF	GDP	K	PO	A	E	Avg
Feb 19	vs Oregon State	ph/dh	3	0	2	1	0	0	0	0	0	0	0	0	0	0	1	0	0	0	.61
Feb 22	CENTRAL MICHIGAN	ph/of	3	1	1	0	1	0	0	0	0	0	0	0	0	0	1	1	0	0	.51
Feb 23	CENTRAL MICHIGAN	*dh	3	0	1	0	0	0	0	0	0	0	1	0	0	0	2	0	0	0	.41
Feb 24	CENTRAL MICHIGAN	1b	0	0	0	0	0	0	0	0	0	0	0	0	0	0	0	0	0	0	.41
Feb 25	CENTRAL MICHIGAN	1b	4	0	1	1	1	0	0	0	0	0	0	0	0	0	1	11	0	0	.31
Mar 02	NEVADA	ph	1	0	0	0	0	0	0	0	0	0	0	0	0	0	0	0	0	0	.31
Mar 04	NEVADA	ph/of	3	0	0	0	0	0	0	0	0	0	0	0	0	0	1	0	0	0	.21
Mar 07	at Texas Tech	ph	1	0	0	0	0	0	0	0	0	0	0	0	0	0	0	0	0	0	.21
Mar 09	at Fresno State	ph	2	1	1	1	0	0	1	0	0	0	0	0	0	0	0	0	0	0	.31
Mar 10	at Fresno State	*of/1b	3	1	1	0	0	0	0	1	0	0	0	0	0	0	1	3	0	0	.31
Mar 11	at Fresno State	*1b	3	1	1	1	1	0	0	0	0	0	1	0	0	1	0	10	0	0	.31
Mar 12	at Cal Poly	*of/1b	5	0	1	0	0	0	0	0	0	0	0	0	0	0	2	6	0	0	.21
Mar 13	at Pepperdine	*1b/of	4	0	0	1	0	0	0	0	0	0	0	0	0	0	2	7	0	0	.21
Mar 16	vs Columbia	*1b	3	1	1	0	0	0	0	0	1	0	0	0	0	0	0	6	0	0	.21
Mar 29	at San Diego State	ph	1	0	1	0	0	0	0	0	0	0	0	0	0	0	0	0	0	0	.21
Mar 31	at San Diego State	ph	1	0	0	0	0	0	0	0	0	0	0	0	0	0	0	0	0	0	.21
Apr 02	ARIZONA	*of	5	1	1	1	0	0	1	0	0	0	0	0	0	0	1	3	0	1	.21
Apr 06	FRESNO STATE	*dh	4	0	2	2	1	0	0	0	0	0	0	0	0	0	1	0	0	0	.21
Apr 07	FRESNO STATE	*dh	2	0	0	0	0	0	0	1	0	0	0	0	0	0	2	0	0	0	.21
Apr 08	FRESNO STATE	ph/of	0	0	0	0	0	0	0	1	0	0	0	0	0	0	0	0	0	0	.21
Apr 10	NEW MEXICO STATE	ph/1b	2	0	0	0	0	0	0	0	0	0	0	0	0	0	1	4	0	0	.21
Totals		9gs	53	6	14	8	4	0	2	3	1	0	2	0	0	1	16	51	0	1	.21

On base pct. .328 • Slugging pct. .453

LOBO GAME-BY-GAME STATS

#6 MERRITT, Brayden - 25 games (All games)

Date	Opponent	Pos	AB	R	H	RBI	2B	3B	HR	BB	SB	CS	HBP	SAC	SF	GDP	K	PO	A	E	Avg
Feb 18	vs Gonzaga	pr	0	1	0	0	0	0	0	0	0	0	0	0	0	0	0	0	0	0	.00
Feb 19	vs Oregon State	*of	2	0	1	0	0	0	0	0	0	0	0	0	0	0	1	0	0	0	.50
Feb 22	CENTRAL MICHIGAN	*of	2	1	2	1	1	0	0	0	0	0	0	0	0	0	0	0	0	0	.75
Feb 23	CENTRAL MICHIGAN	pr	0	1	0	0	0	0	0	0	0	0	0	0	0	0	0	0	0	0	.75
Feb 24	CENTRAL MICHIGAN	pr/of	0	0	0	0	0	0	0	0	0	1	0	0	0	0	0	0	0	0	.75
Feb 25	CENTRAL MICHIGAN	*of	5	1	2	2	0	0	1	1	0	0	0	0	0	0	1	2	0	0	.50
Mar 02	NEVADA	*of	1	0	0	0	0	0	0	0	0	0	0	0	0	0	0	0	0	0	.50
Mar 03	NEVADA	*of	4	3	3	0	1	0	0	0	0	0	0	0	0	0	0	6	0	0	.50
Mar 04	NEVADA	*of	3	0	0	0	0	0	0	0	0	0	0	0	0	0	0	6	0	0	.40
Mar 07	at Texas Tech	*of	3	0	0	0	0	0	0	1	0	0	0	0	0	0	1	2	0	0	.40
Mar 09	at Fresno State	*of	3	0	0	0	0	0	0	0	0	0	0	0	0	0	1	2	0	0	.30
Mar 10	at Fresno State	*of	3	0	0	1	0	0	0	0	0	0	0	0	0	0	1	2	0	0	.30
Mar 12	at Cal Poly	*of	5	2	3	0	0	0	0	0	0	0	0	0	0	0	1	1	0	0	.30
Mar 13	at Pepperdine	*of	4	1	1	0	0	0	0	0	0	0	0	0	0	0	0	2	0	0	.30
Mar 16	vs Columbia	*of	3	0	0	1	0	0	0	1	0	0	0	0	0	0	0	0	0	0	.30
Mar 16	at Houston	pr	0	0	0	0	0	0	0	0	0	0	0	0	0	0	0	0	0	0	.30
Mar 24	AIR FORCE	*of	5	1	0	1	0	0	0	0	1	0	0	1	0	0	0	1	0	0	.20
Mar 25	AIR FORCE	pr	0	0	0	0	0	0	0	0	0	0	0	0	0	0	0	0	0	0	.20
Mar 29	at San Diego State	pr	0	1	0	0	0	0	0	0	0	0	0	0	0	0	0	0	0	0	.20
Mar 30	at San Diego State	*of	4	1	0	1	0	0	0	1	0	0	0	0	0	0	0	2	0	0	.20
Apr 02	ARIZONA	of	1	0	0	0	0	0	0	0	0	0	0	0	0	0	0	0	0	0	.20
Apr 06	FRESNO STATE	*of	3	0	2	0	0	0	0	0	0	1	0	0	0	0	1	0	0	0	.20
Apr 07	FRESNO STATE	ph/of	3	1	1	2	0	0	0	1	0	0	0	0	0	0	1	3	0	0	.20
Apr 08	FRESNO STATE	*of	4	1	1	0	1	0	0	0	0	0	1	0	0	0	1	2	0	0	.20
Apr 10	NEW MEXICO STATE	*of	3	0	1	0	0	0	0	1	0	0	0	0	0	0	0	2	0	0	.20
Totals		17gs	61	15	17	9	3	0	1	6	1	2	1	1	0	0	9	33	0	0	.20

On base pct. .353 • Slugging pct. .377

#3 SCHILLING, Hayden - 27 games (All games)

Date	Opponent	Pos	AB	R	H	RBI	2B	3B	HR	BB	SB	CS	HBP	SAC	SF	GDP	K	PO	A	E	Avg
Feb 16	vs Oregon State	*ss	3	1	1	1	0	0	0	0	1	1	1	0	0	0	1	0	2	0	.30
Feb 17	vs Cal Poly	*ss	5	1	1	0	1	0	0	0	0	0	0	0	0	0	0	2	3	0	.20
Feb 18	vs Gonzaga	*ss/p	4	1	2	1	0	0	0	0	0	0	0	0	0	0	0	1	2	0	.30
Feb 19	vs Oregon State	*ss	3	0	0	0	0	0	0	1	0	0	1	0	0	0	0	0	3	2	.20
Feb 22	CENTRAL MICHIGAN	*ss	5	3	4	4	1	0	0	1	1	0	0	0	0	0	1	1	0	3	.40
Feb 23	CENTRAL MICHIGAN	*3b	5	0	1	0	1	0	0	0	0	0	0	0	0	0	2	0	3	0	.30
Feb 24	CENTRAL MICHIGAN	*3b	4	1	1	0	0	0	0	0	1	0	0	1	0	0	1	0	3	0	.30
Feb 25	CENTRAL MICHIGAN	*3b	4	1	2	0	1	0	0	0	0	0	1	0	0	0	1	0	5	0	.30
Mar 02	NEVADA	*3b/ss	4	2	2	0	2	0	0	0	0	0	1	0	0	0	0	2	1	1	.30
Mar 03	NEVADA	*3b	5	0	2	2	1	0	0	0	0	0	0	0	0	0	1	0	4	0	.30
Mar 04	NEVADA	*3b	5	2	4	2	2	0	0	0	0	0	0	0	0	0	0	2	0	0	.40
Mar 07	at Texas Tech	*3b/p	5	0	2	0	0	0	0	0	1	1	0	0	0	0	1	1	4	1	.40
Mar 09	at Fresno State	*3b	3	0	2	0	0	1	0	1	0	0	1	0	0	0	1	0	1	0	.40
Mar 10	at Fresno State	*3b	1	0	0	0	0	0	0	0	0	0	1	0	0	0	0	0	1	0	.40
Mar 11	at Fresno State	ph	1	0	0	1	0	0	0	0	0	0	0	0	0	0	0	0	0	0	.40
Mar 12	at Cal Poly	*dh	1	0	0	0	0	0	0	1	0	1	0	0	0	0	0	0	0	0	.40
Mar 23	AIR FORCE	*3b	4	1	1	1	0	0	0	1	0	0	0	0	0	0	0	0	2	0	.40
Mar 24	AIR FORCE	*3b	6	0	2	1	0	0	0	0	0	0	0	0	0	0	1	0	0	0	.30
Mar 25	AIR FORCE	*3b	5	1	1	0	0	0	0	0	0	0	0	0	0	0	1	0	4	0	.30
Mar 29	at San Diego State	ph	0	0	0	0	0	0	0	1	0	0	0	0	0	0	0	0	0	0	.30
Mar 30	at San Diego State	*3b	3	2	0	0	0	0	0	2	0	0	0	0	0	0	0	2	0	0	.30
Mar 31	at San Diego State	*3b	4	0	1	0	0	0	0	0	0	0	0	0	0	0	0	0	0	0	.30
Apr 02	ARIZONA	*3b	1	0	0	0	0	0	0	1	0	0	0	0	0	0	0	0	2	0	.30
Apr 06	FRESNO STATE	*3b	5	0	1	1	0	0	0	0	0	0	0	0	0	0	0	2	1	0	.30
Apr 07	FRESNO STATE	*3b	6	0	4	1	0	0	0	0	0	0	0	0	0	0	0	0	0	0	.30
Apr 08	FRESNO STATE	*3b	3	1	1	1	0	0	0	2	0	0	0	0	0	0	1	1	2	1	.30
Apr 10	NEW MEXICO STATE	*3b	4	0	1	0	0	0	0	0	0	0	0	0	0	0	0	1	6	0	.30
Totals		25gs	99	17	36	16	9	1	0	11	4	3	5	2	0	0	12	13	51	8	.30

On base pct. .452 • Slugging pct. .475

LOBO GAME-BY-GAME STATS

2018 New Mexico Lobo Baseball Individual Game-by-Game for New Mexico (as of Apr 11, 2018)

#3 SCHILLING, Hayden - 2 appearances (All games)

Date	Opponent	GS	IP	H	R	ER	BB	SO	2B	3B	HR	WP	BK	HBP	IBB	Score	W-L	Sv	ERA	NP
Feb 18	vs Gonzaga		0.1	0	0	0	0	0	0	0	0	0	0	0	0	3-4	0-0	0	0.00	4
Mar 07	at Texas Tech		1.0	0	0	0	1	3	0	0	0	0	0	0	0	2-7	0-0	0	0.00	19
Totals		0	1.1	0	0	0	1	3	0	0	0	0	0	0	0	5-11	0-0	0	0.00	-

#11 SIKES, Phillip - 26 games (All games)

Date	Opponent	Pos	AB	R	H	RBI	2B	3B	HR	BB	SB	CS	HBP	SAC	SF	GDP	K	PO	A	E	Avg
Feb 16	vs Oregon State	*of	3	0	0	0	0	0	0	0	0	0	0	0	0	0	1	0	0	0	.000
Feb 17	vs Cal Poly	*of	3	0	1	0	0	0	0	1	0	0	0	0	0	0	2	0	0	0	.167
Feb 18	vs Gonzaga	*of	2	0	0	0	0	0	0	0	0	0	0	0	0	0	0	0	0	0	.125
Feb 22	CENTRAL MICHIGAN	ph/of	1	0	0	0	0	0	0	0	0	0	0	0	0	0	0	0	0	0	.111
Feb 23	CENTRAL MICHIGAN	*of	2	2	1	1	0	0	0	0	0	0	1	1	0	0	0	1	0	0	.182
Mar 02	NEVADA	ph/of	3	1	1	0	0	0	0	0	0	0	0	0	0	0	1	1	0	0	.214
Mar 03	NEVADA	*of	4	0	1	0	0	0	0	0	0	0	0	0	0	0	1	3	0	0	.222
Mar 04	NEVADA	*of	2	0	0	0	0	0	0	0	0	0	0	0	0	0	2	3	0	0	.200
Mar 07	at Texas Tech	*of	1	0	0	0	0	0	0	1	0	0	0	0	0	0	0	1	0	0	.190
Mar 10	at Fresno State	of	1	0	0	0	0	0	0	0	0	0	0	0	0	0	1	1	0	0	.182
Mar 11	at Fresno State	of	1	0	0	0	0	0	0	0	0	0	0	0	0	0	1	0	0	0	.174
Mar 12	at Cal Poly	ph/dh	2	0	1	0	0	0	0	0	0	0	1	0	0	0	1	0	0	0	.200
Mar 13	at Pepperdine	ph/of	1	0	0	0	0	0	0	0	0	0	1	0	0	0	0	2	0	0	.192
Mar 16	vs Columbia	of	0	0	0	0	0	0	0	0	0	0	0	0	0	0	0	1	0	0	.192
Mar 16	at Houston	*of	2	0	0	0	0	0	0	0	0	0	0	1	0	0	2	1	0	0	.179
Mar 17	vs Columbia	*of	3	1	1	0	1	0	0	0	0	0	0	0	0	0	0	4	0	0	.194
Mar 23	AIR FORCE	ph	1	0	0	0	0	0	0	0	0	0	0	0	0	0	1	0	0	0	.188
Mar 24	AIR FORCE	pr/dh	1	1	0	0	0	0	0	0	0	0	0	0	0	0	1	0	0	0	.182
Mar 25	AIR FORCE	*of	3	1	2	2	0	0	0	1	0	0	0	0	0	0	0	0	0	0	.222
Mar 29	at San Diego State	*of	4	0	1	1	0	0	0	0	0	0	0	0	0	0	0	5	0	0	.225
Mar 30	at San Diego State	*of	4	0	0	0	0	0	0	0	0	0	1	0	0	0	2	1	0	0	.205
Mar 31	at San Diego State	*of	3	0	1	0	0	0	0	0	0	0	0	0	0	0	1	4	0	0	.213
Apr 02	ARIZONA	*of/p	4	1	1	3	0	0	1	0	0	0	0	0	0	0	1	3	0	0	.216
Apr 06	FRESNO STATE	*of	4	1	1	0	0	0	0	0	0	0	0	0	0	0	1	0	0	0	.218
Apr 07	FRESNO STATE	*of	1	0	0	0	0	0	0	1	0	0	0	0	0	0	1	2	0	0	.214
Apr 08	FRESNO STATE	*of	3	1	2	0	0	0	0	0	0	0	0	0	0	0	0	1	0	0	.237
Totals		17gs	59	9	14	7	1	0	1	4	0	0	4	2	0	0	20	34	0	0	.237

On base pct. .328 • Slugging pct. .305

#11 SIKES, Phillip - 3 appearances (All games)

Date	Opponent	GS	IP	H	R	ER	BB	SO	2B	3B	HR	WP	BK	HBP	IBB	Score	W-L	Sv	ERA	NP
Feb 19	vs Oregon State		0.2	3	3	3	0	0	0	0	0	1	0	0	0	3-15	0-0	0	40.50	16
Apr 02	ARIZONA		1.0	1	0	0	0	2	0	0	0	0	0	0	0	6-16	0-0	0	16.20	14
Apr 10	NEW MEXICO STATE		1.1	3	1	1	0	1	0	0	0	0	0	0	0	1-9	0-0	0	12.00	33
Totals		0	3.0	7	4	4	0	3	0	0	0	1	0	0	0	10-40	0-0	0	12.00	-

#32 SLATEN, Justin - 7 games (All games)

Date	Opponent	Pos	AB	R	H	RBI	2B	3B	HR	BB	SB	CS	HBP	SAC	SF	GDP	K	PO	A	E	Avg
Feb 16	vs Oregon State	*p	0	0	0	0	0	0	0	0	0	0	0	0	0	0	0	0	1	0	.000
Feb 23	CENTRAL MICHIGAN	*p	0	0	0	0	0	0	0	0	0	0	0	0	0	0	0	0	3	0	.000
Mar 02	NEVADA	*p	0	0	0	0	0	0	0	0	0	0	0	0	0	0	0	0	2	0	.000
Mar 09	at Fresno State	*p	0	0	0	0	0	0	0	0	0	0	0	0	0	0	0	2	0	0	.000
Mar 16	at Houston	*p	0	0	0	0	0	0	0	0	0	0	0	0	0	0	0	1	2	1	.000
Mar 29	at San Diego State	*p	0	0	0	0	0	0	0	0	0	0	0	0	0	0	0	0	1	0	.000
Apr 06	FRESNO STATE	*p	0	0	0	0	0	0	0	0	0	0	0	0	0	0	0	0	1	0	.000
Totals		7gs	0	0	0	0	0	0	0	0	0	0	0	0	0	0	0	3	10	1	.000

On base pct. .000 • Slugging pct. .000

LOBO GAME-BY-GAME STATS

2018 New Mexico Lobo Baseball Individual Game-by-Game for New Mexico (as of Apr 11, 2018)

#32 SLATEN, Justin - 9 appearances (All games)

Date	Opponent	GS	IP	H	R	ER	BB	SO	2B	3B	HR	WP	BK	HBP	IBB	Score	W-L	Sv	ERA	NP
Feb 16	vs Oregon State	*	4.2	6	5	5	2	3	2	0	2	0	0	0	0	2-5	0-1	0	9.64	74
Feb 23	CENTRAL MICHIGAN	*	7.0	3	0	0	0	8	0	0	0	1	0	1	0	6-0	1-1	0	3.86	95
Mar 02	NEVADA	*	3.2	4	6	1	2	7	3	0	0	1	0	2	0	5-9	1-2	0	3.52	85
Mar 09	at Fresno State	*	4.1	6	2	2	2	4	0	1	2	0	0	0	0	5-4	1-2	0	3.66	93
Mar 13	at Pepperdine		0.1	2	4	4	2	1	1	0	1	0	0	0	0	7-11	1-3	0	5.40	24
Mar 16	at Houston	*	7.0	11	1	1	2	6	0	0	0	0	0	0	0	0-1	1-4	0	4.33	119
Mar 23	AIR FORCE	*	4.1	11	7	7	1	5	0	2	0	3	0	0	0	4-10	1-5	0	5.74	87
Mar 29	at San Diego State	*	4.1	3	4	4	3	5	0	0	0	2	0	1	0	5-4	1-5	0	6.06	84
Apr 06	FRESNO STATE	*	3.1	4	6	5	2	4	2	1	1	0	0	2	0	5-15	1-6	0	6.69	85
Totals		8	39.0	50	35	29	16	43	8	4	6	7	0	6	0	39-59	1-6	0	6.69	-

#29 SMITH, Chad - 5 games (All games)

Date	Opponent	Pos	AB	R	H	RBI	2B	3B	HR	BB	SB	CS	HBP	SAC	SF	GDP	K	PO	A	E	Avg
Feb 23	CENTRAL MICHIGAN	p	0	0	0	0	0	0	0	0	0	0	0	0	0	0	0	0	0	0	.000
Feb 25	CENTRAL MICHIGAN	p	0	0	0	0	0	0	0	0	0	0	0	0	0	0	0	0	2	0	.000
Mar 12	at Cal Poly	p	0	0	0	0	0	0	0	0	0	0	0	0	0	0	0	0	1	1	.000
Mar 31	at San Diego State	p	0	0	0	0	0	0	0	0	0	0	0	0	0	0	0	1	0	0	.000
Apr 02	ARIZONA	p	0	0	0	0	0	0	0	0	0	0	0	0	0	0	0	0	1	0	.000
Totals		0gs	0	0	0	0	0	0	0	0	0	0	0	0	0	0	0	3	3	1	.000

On base pct. .000 • Slugging pct. .000

#29 SMITH, Chad - 13 appearances (All games)

Date	Opponent	GS	IP	H	R	ER	BB	SO	2B	3B	HR	WP	BK	HBP	IBB	Score	W-L	Sv	ERA	NP
Feb 16	vs Oregon State		2.2	3	0	0	0	4	1	0	0	0	0	1	0	2-5	0-0	0	0.00	41
Feb 23	CENTRAL MICHIGAN		2.0	1	0	0	0	1	1	0	0	0	0	0	0	6-0	0-0	0	0.00	18
Feb 25	CENTRAL MICHIGAN		3.0	2	1	1	0	1	0	0	1	0	0	0	0	6-6	0-0	0	1.17	30
Mar 03	NEVADA		0.2	3	2	2	0	0	1	1	0	0	0	0	0	8-5	0-0	0	3.24	15
Mar 04	NEVADA		1.0	1	0	0	0	0	1	0	0	0	0	0	0	8-13	0-0	0	2.89	10
Mar 07	at Texas Tech		1.1	1	2	2	3	1	1	0	0	0	0	0	0	2-7	0-0	0	4.22	35
Mar 10	at Fresno State		0.1	1	0	0	2	0	0	0	0	0	0	0	0	1-5	0-0	0	4.09	12
Mar 12	at Cal Poly		2.1	2	1	1	1	0	0	0	0	0	0	1	1	4-5	0-0	0	4.05	30
Mar 16	vs Columbia		2.0	3	0	0	1	0	0	0	0	0	0	1	0	10-9	0-0	0	3.52	28
Mar 23	AIR FORCE		0.2	2	1	1	2	1	1	0	0	0	0	0	0	4-10	0-0	0	3.94	19
Mar 31	at San Diego State		1.2	2	0	0	0	0	0	0	0	0	0	0	0	2-3	0-0	0	3.57	27
Apr 02	ARIZONA		1.0	3	6	6	4	0	0	0	0	2	0	0	0	6-16	0-0	0	6.27	45
Apr 06	FRESNO STATE		0.0	3	4	4	1	0	1	0	0	0	0	0	0	5-15	0-0	0	8.20	20
Totals		0	18.2	27	17	17	14	8	7	1	1	2	0	3	1	64-99	0-0	0	8.20	-

#33 TRIPP, Christian - 1 game (All games)

Date	Opponent	Pos	AB	R	H	RBI	2B	3B	HR	BB	SB	CS	HBP	SAC	SF	GDP	K	PO	A	E	Avg
Feb 24	CENTRAL MICHIGAN	p	0	0	0	0	0	0	0	0	0	0	0	0	0	0	0	0	1	0	.000
Totals		0gs	0	0	0	0	0	0	0	0	0	0	0	0	0	0	0	0	1	0	.000

On base pct. .000 • Slugging pct. .000

LOBO GAME-BY-GAME STATS

2018 New Mexico Lobo Baseball Individual Game-by-Game for New Mexico (as of Apr 11, 2018)

#33 TRIPP, Christian - 12 appearances (All games)

Date	Opponent	GS	IP	H	R	ER	BB	SO	2B	3B	HR	WP	BK	HBP	IBB	Score	W-L	Sv	ERA	NP
Feb 17	vs Cal Poly		0.2	0	0	0	0	0	0	0	0	0	0	0	0	3-1	0-0	1	0.00	8
Feb 24	CENTRAL MICHIGAN		1.2	2	0	0	0	4	0	0	0	0	0	0	0	8-7	0-0	2	0.00	35
Mar 03	NEVADA		3.0	3	1	1	1	5	1	0	0	0	0	0	1	8-5	1-0	2	1.69	50
Mar 09	at Fresno State		1.0	0	0	0	0	2	0	0	0	0	0	0	0	5-4	1-0	3	1.42	16
Mar 12	at Cal Poly		1.1	2	1	1	0	2	0	0	0	1	0	0	0	4-5	1-1	3	2.35	27
Mar 16	vs Columbia		1.0	0	0	0	0	0	0	0	0	0	0	0	0	10-9	1-1	4	2.08	5
Mar 17	vs Columbia		1.0	1	0	0	0	0	0	0	0	0	0	1	0	3-1	1-1	5	1.86	10
Mar 24	AIR FORCE		2.1	4	2	2	0	4	0	0	1	0	0	1	0	12-11	1-1	5	3.00	52
Mar 29	at San Diego State		0.2	0	0	0	0	0	0	0	0	0	0	0	0	5-4	1-1	6	2.84	8
Apr 02	ARIZONA		1.0	0	0	0	0	1	0	0	0	0	0	0	0	6-16	1-1	6	2.63	8
Apr 07	FRESNO STATE		1.0	2	1	1	1	0	0	0	0	1	0	0	0	6-7	1-2	6	3.07	26
Apr 08	FRESNO STATE		0.2	1	0	0	0	0	0	0	0	0	0	0	0	6-11	1-2	6	2.93	6
Totals		0	15.1	15	5	5	2	18	1	0	1	2	0	2	1	76-81	1-2	6	2.93	-

#16 WARE, Richard - 15 games (All games)

Date	Opponent	Pos	AB	R	H	RBI	2B	3B	HR	BB	SB	CS	HBP	SAC	SF	GDP	K	PO	A	E	Avg
Feb 18	vs Gonzaga	ph	1	0	0	0	0	0	0	0	0	0	0	0	0	0	0	0	0	0	.000
Feb 19	vs Oregon State	ph/3b	1	0	0	1	0	0	0	0	0	0	0	0	0	0	0	0	0	0	.000
Mar 04	NEVADA	ss	3	1	1	0	0	0	0	0	0	0	0	0	0	0	1	0	0	0	.200
Mar 07	at Texas Tech	3b	1	0	0	0	0	0	0	0	0	0	0	0	0	0	1	0	0	0	.167
Mar 09	at Fresno State	ph/2b	1	0	0	1	0	0	0	1	0	0	0	0	0	0	0	0	0	0	.143
Mar 10	at Fresno State	3b	2	0	0	0	0	0	0	0	0	0	0	0	0	0	2	1	0	0	.111
Mar 12	at Cal Poly	*3b	4	0	2	1	0	0	0	0	0	0	0	0	0	0	1	3	1	0	.231
Mar 13	at Pepperdine	*3b	4	0	0	0	0	0	0	0	0	0	0	0	0	0	1	0	1	0	.176
Mar 16	vs Columbia	pr/3b	0	1	0	0	0	0	0	0	0	0	1	0	0	0	0	0	0	0	.176
Mar 16	at Houston	*3b	3	0	0	0	0	0	0	0	0	0	0	0	0	0	2	0	3	0	.150
Mar 17	vs Columbia	*3b	2	0	0	0	0	0	0	1	0	0	0	0	0	0	0	0	0	0	.136
Mar 29	at San Diego State	*3b	4	0	0	0	0	0	0	0	0	0	0	0	0	0	2	3	4	0	.115
Apr 02	ARIZONA	ph/3b	2	0	1	0	0	0	0	0	0	0	0	0	0	0	1	0	0	0	.143
Apr 06	FRESNO STATE	ph	1	0	0	0	0	0	0	0	0	0	0	0	0	1	0	0	0	0	.138
Apr 10	NEW MEXICO STATE	2b	2	0	0	0	0	0	0	0	0	0	0	0	0	0	0	1	3	0	.129
Totals		5gs	31	2	4	3	0	0	0	2	0	0	1	0	0	1	11	8	12	0	.129

On base pct. .206 • Slugging pct. .129

#5 WATARI, Justin - 23 games (All games)

Date	Opponent	Pos	AB	R	H	RBI	2B	3B	HR	BB	SB	CS	HBP	SAC	SF	GDP	K	PO	A	E	Avg
Feb 18	vs Gonzaga	*2b	2	0	0	0	0	0	0	0	0	0	0	0	0	0	1	0	3	0	.000
Feb 22	CENTRAL MICHIGAN	*2b	4	1	0	0	0	0	0	0	0	0	0	0	0	0	1	0	5	0	.000
Mar 02	NEVADA	ph/2b	1	0	0	0	0	0	0	1	0	0	0	0	0	0	0	0	0	0	.000
Mar 03	NEVADA	*ss	2	1	1	2	0	0	0	1	0	0	0	2	0	0	0	0	1	0	.111
Mar 04	NEVADA	*ss/2b	5	1	2	1	1	0	0	0	0	0	0	0	0	0	1	0	5	0	.214
Mar 07	at Texas Tech	*2b/ss	4	0	0	0	0	0	0	0	0	0	0	0	0	0	1	0	2	0	.167
Mar 09	at Fresno State	*2b/ss	3	1	0	0	0	0	0	2	0	0	0	0	0	0	0	1	5	0	.143
Mar 10	at Fresno State	*2b	2	0	0	0	0	0	0	1	0	0	0	0	0	0	0	0	4	0	.130
Mar 11	at Fresno State	*3b	2	0	1	0	0	0	0	1	0	0	0	1	0	0	0	0	3	0	.160
Mar 12	at Cal Poly	*2b	3	1	1	1	0	0	0	1	0	0	0	0	1	0	0	1	5	0	.179
Mar 13	at Pepperdine	*2b	2	2	0	0	0	0	0	2	0	0	0	1	0	1	0	0	3	0	.167
Mar 16	vs Columbia	*2b	6	1	2	2	0	0	0	1	1	0	0	0	0	0	0	2	4	0	.194
Mar 16	at Houston	*2b	3	0	1	0	0	0	0	0	0	0	0	0	0	0	0	3	1	0	.205
Mar 17	vs Columbia	*2b	3	1	1	0	0	0	0	1	0	0	0	0	0	0	1	1	2	0	.214
Mar 23	AIR FORCE	*2b	4	0	1	0	0	0	0	0	0	0	0	0	0	0	0	3	2	0	.217
Mar 24	AIR FORCE	*2b	4	1	1	0	0	0	0	0	0	0	0	1	0	0	0	3	1	0	.220
Mar 25	AIR FORCE	*2b	4	0	3	1	1	0	0	1	1	0	0	0	0	0	0	3	0	0	.259
Mar 29	at San Diego State	*2b	5	0	1	0	0	0	0	0	0	0	0	0	0	0	1	0	0	0	.254
Mar 30	at San Diego State	*2b	4	1	0	1	0	0	0	2	0	0	0	0	0	0	1	1	2	0	.238
Mar 31	at San Diego State	*2b	4	0	0	0	0	0	0	0	0	0	0	0	0	0	0	2	1	0	.224
Apr 07	FRESNO STATE	*2b	2	1	1	1	1	0	0	3	0	0	0	0	0	1	0	1	6	0	.232
Apr 08	FRESNO STATE	*2b	3	0	1	1	0	0	0	1	0	0	0	0	0	1	0	2	2	0	.236
Apr 10	NEW MEXICO STATE	*2b	1	0	0	0	0	0	0	1	0	0	0	0	0	0	0	3	1	0	.233
Totals		22gs	73	12	17	10	3	0	0	19	2	0	0	5	1	3	7	26	58	0	.233

On base pct. .387 • Slugging pct. .274

LOBO GAME-BY-GAME STATS

2018 New Mexico Lobo Baseball Individual Game-by-Game for New Mexico (as of Apr 11, 2018)

#27 ZAKOSEK, Daniel - 17 games (All games)

Date	Opponent	Pos	AB	R	H	RBI	2B	3B	HR	BB	SB	CS	HBP	SAC	SF	GDP	K	PO	A	E	Avg
Feb 19	vs Oregon State	*dh	1	0	1	1	0	0	0	0	0	0	0	0	0	0	0	0	0	0	1.000
Feb 24	CENTRAL MICHIGAN	ph	1	0	0	0	0	0	0	0	0	0	0	0	0	0	0	0	0	0	.500
Feb 25	CENTRAL MICHIGAN	ph/dh	1	0	0	0	0	0	0	0	0	0	0	0	0	0	0	0	0	0	.333
Mar 02	NEVADA	ph	1	0	0	0	0	0	0	0	0	0	0	0	0	0	1	0	0	0	.250
Mar 04	NEVADA	c	3	1	2	2	0	0	1	0	0	0	0	0	0	0	0	2	0	0	.429
Mar 07	at Texas Tech	ph	1	0	0	0	0	0	0	0	0	0	0	0	0	0	0	0	0	0	.375
Mar 09	at Fresno State	*dh	2	0	1	0	0	0	0	1	0	0	0	0	0	0	0	0	0	0	.400
Mar 11	at Fresno State	ph	0	1	0	0	0	0	0	1	0	0	0	0	0	0	0	0	0	0	.400
Mar 12	at Cal Poly	*c	4	1	1	1	0	0	0	0	0	0	0	0	1	0	0	7	1	0	.357
Mar 13	at Pepperdine	*dh	4	1	3	3	0	0	0	0	0	0	0	0	0	1	0	0	0	0	.444
Mar 16	vs Columbia	*dh	6	1	1	0	0	0	0	0	0	0	0	0	0	1	2	0	0	0	.375
Mar 23	AIR FORCE	*dh	2	0	0	0	0	0	0	3	0	0	0	0	0	0	1	0	0	0	.346
Mar 24	AIR FORCE	ph/dh	1	0	0	0	0	0	0	1	0	0	0	0	0	0	0	0	0	0	.333
Mar 25	AIR FORCE	ph	1	0	0	0	0	0	0	0	0	0	0	0	0	0	0	0	0	0	.321
Mar 30	at San Diego State	ph	1	0	0	0	0	0	0	0	0	0	0	0	0	0	1	0	0	0	.310
Apr 02	ARIZONA	c	3	1	1	1	0	0	0	0	0	0	0	0	0	0	0	6	1	0	.312
Apr 10	NEW MEXICO STATE	*c	1	0	0	0	0	0	0	1	0	0	0	0	0	0	0	5	0	0	.303
Totals		7gs	33	6	10	8	0	0	1	7	0	0	0	0	1	2	5	20	2	0	.303

On base pct. .415 • Slugging pct. .394

LOBO CAREER STATS**ADGE, Tyler**

Year	avg	gp-gs	ab	r	h	2b	3b	hr	rbi	tb	slg%	bb	hbp	so	gdp	ob%	sf	sh	sb-att	po	a	e	fld%
------	-----	-------	----	---	---	----	----	----	-----	----	------	----	-----	----	-----	-----	----	----	--------	----	---	---	------

ATKINS, Nick

Year	avg	gp-gs	ab	r	h	2b	3b	hr	rbi	tb	slg%	bb	hbp	so	gdp	ob%	sf	sh	sb-att	po	a	e	fld%
2018	.091	14-7	22	3	2	0	0	0	0	2	.091	1	0	4	1	.130	0	1	0-0	10	18	3	.903
TOTAL	.091	14-7	22	3	2	0	0	0	0	2	.091	1	0	4	1	.130	0	1	0-0	10	18	3	.903

CAMPILLO, Robby

Year	avg	gp-gs	ab	r	h	2b	3b	hr	rbi	tb	slg%	bb	hbp	so	gdp	ob%	sf	sh	sb-att	po	a	e	fld%
2017	.273	29-19	66	9	18	3	0	1	10	24	.364	11	0	19	1	.377	0	0	0-1	101	17	1	.992
2018	.240	30-21	75	9	18	4	1	0	10	24	.320	8	3	19	3	.333	1	1	0-1	178	22	4	.980
TOTAL	.255	59-40	141	18	36	7	1	1	20	48	.340	19	3	38	4	.354	1	1	0-2	279	39	5	.985

COFFEY, Brian

Year	avg	gp-gs	ab	r	h	2b	3b	hr	rbi	tb	slg%	bb	hbp	so	gdp	ob%	sf	sh	sb-att	po	a	e	fld%
2017	.000	0-0	0	0	0	0	0	0	0	0	.000	0	0	0	0	.000	0	0	0-0	1	1	0	1.000
2018	.000	0-0	0	0	0	0	0	0	0	0	.000	0	0	0	0	.000	0	0	0-0	1	1	0	1.000
TOTAL	.000	0-0	0	0	0	0	0	0	0	0	.000	0	0	0	0	.000	0	0	0-0	2	2	0	1.000

Year	era	w-l	app	gs	cg	sho	sv	ip	h	r	er	bb	so	2b	3b	hr	bf	bavg	wp	hbp	bk	sfa	sha
2017	7.20	0-0	6	0	0	0/0	0	5.0	9	4	4	2	3	1	0	0	24	.409	0	0	0	0	0
2018	3.21	0-0	10	0	0	0/0	0	14.0	15	5	5	4	12	4	0	2	59	.278	1	0	0	0	1
TOTAL	4.26	0-0	16	0	0	0/0	0	19.0	24	9	9	6	15	5	0	2	83	.316	1	0	0	0	1

COLLIER, Danny

Year	avg	gp-gs	ab	r	h	2b	3b	hr	rbi	tb	slg%	bb	hbp	so	gdp	ob%	sf	sh	sb-att	po	a	e	fld%
2014	.353	38-33	139	20	49	4	2	0	20	57	.410	14	2	14	2	.419	0	7	4-7	49	5	1	.982
2015	.346	46-45	182	30	63	7	3	0	28	76	.418	25	3	18	1	.433	0	5	4-7	71	1	3	.960
2016	.405	12-9	37	6	15	1	0	0	9	16	.432	1	1	5	0	.436	0	0	4-4	6	1	0	1.000
2017	.328	52-49	198	50	65	13	4	3	51	95	.480	32	2	24	0	.418	5	5	6-7	14	1	0	1.000
2018	.306	29-29	124	23	38	9	2	1	14	54	.435	16	1	23	3	.385	2	0	7-8	48	1	0	1.000
TOTAL	.338	177-165	680	129	230	34	11	4	122	298	.438	88	9	84	6	.417	7	17	25-33	188	9	4	.980

CONANT, Jeremy

Year	avg	gp-gs	ab	r	h	2b	3b	hr	rbi	tb	slg%	bb	hbp	so	gdp	ob%	sf	sh	sb-att	po	a	e	fld%
2018	.167	6-4	12	2	2	0	0	0	2	2	.167	3	0	1	0	.333	0	0	0-0	0	0	0	.000
TOTAL	.167	6-4	12	2	2	0	0	0	2	2	.167	3	0	1	0	.333	0	0	0-0	0	0	0	.000

CUMMINGS, Cole

Year	avg	gp-gs	ab	r	h	2b	3b	hr	rbi	tb	slg%	bb	hbp	so	gdp	ob%	sf	sh	sb-att	po	a	e	fld%
------	-----	-------	----	---	---	----	----	----	-----	----	------	----	-----	----	-----	-----	----	----	--------	----	---	---	------

LOBO CAREER STATS**DEIMLING, Jeff**

Year	avg	gp-gs	ab	r	h	2b	3b	hr	rbi	tb	slg%	bb	hbp	so	gdp	ob%	sf	sh	sb-att	po	a	e	fld%
2017	1.000	1-0	1	0	1	0	0	0	1	1	1.000	0	0	0	0	1.000	0	0	0-0	0	0	0	.000
2018	.289	27-19	76	9	22	3	1	1	11	30	.395	9	4	22	1	.393	0	1	0-1	130	8	5	.965
TOTAL	.299	28-19	77	9	23	3	1	1	12	31	.403	9	4	22	1	.400	0	1	0-1	130	8	5	.965

DUNN, Chris

Year	avg	gp-gs	ab	r	h	2b	3b	hr	rbi	tb	slg%	bb	hbp	so	gdp	ob%	sf	sh	sb-att	po	a	e	fld%
2018	.250	25-20	68	11	17	2	2	1	14	26	.382	8	2	34	0	.342	1	0	0-0	14	1	0	1.000
TOTAL	.250	25-20	68	11	17	2	2	1	14	26	.382	8	2	34	0	.342	1	0	0-0	14	1	0	1.000

DYE, Cody

Year	avg	gp-gs	ab	r	h	2b	3b	hr	rbi	tb	slg%	bb	hbp	so	gdp	ob%	sf	sh	sb-att	po	a	e	fld%
2017	.000	0-0	0	0	0	0	0	0	0	0	.000	0	0	0	0	.000	0	0	0-0	0	0	1	.000
2018	.000	0-0	0	0	0	0	0	0	0	0	.000	0	0	0	0	.000	0	0	0-0	2	5	1	.875
TOTAL	.000	0-0	0	0	0	0	0	0	0	0	.000	0	0	0	0	.000	0	0	0-0	2	5	2	.778

Year	era	w-l	app	gs	cg	sho	sv	ip	h	r	er	bb	so	2b	3b	hr	bf	bavg	wp	hbp	bk	sfa	sha
2017	3.55	1-0	12	0	0	0/0	0	12.2	13	5	5	11	11	1	0	1	64	.260	1	2	0	0	1
2018	6.39	2-4	8	8	0	0/0	0	43.2	55	33	31	19	43	12	1	2	209	.304	3	6	0	1	2
TOTAL	5.75	3-4	20	8	0	0/0	0	56.1	68	38	36	30	54	13	1	3	273	.294	4	8	0	1	3

EMOND, Malachi

Year	avg	gp-gs	ab	r	h	2b	3b	hr	rbi	tb	slg%	bb	hbp	so	gdp	ob%	sf	sh	sb-att	po	a	e	fld%
2018	.000	0-0	0	0	0	0	0	0	0	0	.000	0	0	0	0	.000	0	0	0-0	0	5	1	.833
TOTAL	.000	0-0	0	0	0	0	0	0	0	0	.000	0	0	0	0	.000	0	0	0-0	0	5	1	.833

Year	era	w-l	app	gs	cg	sho	sv	ip	h	r	er	bb	so	2b	3b	hr	bf	bavg	wp	hbp	bk	sfa	sha
2018	2.42	3-1	13	0	0	0/0	0	22.1	12	7	6	9	30	3	0	1	88	.162	3	2	0	1	2
TOTAL	2.42	3-1	13	0	0	0/0	0	22.1	12	7	6	9	30	3	0	1	88	.162	3	2	0	1	2

GARLEY, Nathaniel

Year	avg	gp-gs	ab	r	h	2b	3b	hr	rbi	tb	slg%	bb	hbp	so	gdp	ob%	sf	sh	sb-att	po	a	e	fld%
2017	.000	0-0	0	0	0	0	0	0	0	0	.000	0	0	0	0	.000	0	0	0-0	1	0	0	1.000
2018	.000	0-0	0	0	0	0	0	0	0	0	.000	0	0	0	0	.000	0	0	0-0	0	4	0	1.000
TOTAL	.000	0-0	0	0	0	0	0	0	0	0	.000	0	0	0	0	.000	0	0	0-0	1	4	0	1.000

Year	era	w-l	app	gs	cg	sho	sv	ip	h	r	er	bb	so	2b	3b	hr	bf	bavg	wp	hbp	bk	sfa	sha
2017	11.66	0-0	10	1	0	0/0	1	14.2	21	20	19	9	10	4	2	3	75	.328	5	1	0	1	0
2018	3.94	2-1	11	1	0	0/0	1	29.2	30	17	13	10	33	7	2	2	131	.254	7	1	1	0	2
TOTAL	6.50	2-1	21	2	0	0/0	2	44.1	51	37	32	19	43	11	4	5	206	.280	12	2	1	1	2

GASSER, Robert

Year	avg	gp-gs	ab	r	h	2b	3b	hr	rbi	tb	slg%	bb	hbp	so	gdp	ob%	sf	sh	sb-att	po	a	e	fld%
2018	.000	0-0	0	0	0	0	0	0	0	0	.000	0	0	0	0	.000	0	0	0-0	1	2	3	.500
TOTAL	.000	0-0	0	0	0	0	0	0	0	0	.000	0	0	0	0	.000	0	0	0-0	1	2	3	.500

Year	era	w-l	app	gs	cg	sho	sv	ip	h	r	er	bb	so	2b	3b	hr	bf	bavg	wp	hbp	bk	sfa	sha
2018	6.75	1-2	10	8	0	0/0	0	30.2	39	33	23	20	29	6	1	5	154	.298	2	3	0	0	0
TOTAL	6.75	1-2	10	8	0	0/0	0	30.2	39	33	23	20	29	6	1	5	154	.298	2	3	0	0	0

LOBO CAREER STATS

GILLESPIE, Drew

Year	avg	gp-gs	ab	r	h	2b	3b	hr	rbi	tb	slg%	bb	hbp	so	gdp	ob%	sf	sh	sb-att	po	a	e	fld%
2017	.000	1-0	0	0	0	0	0	0	0	0	.000	0	0	0	0	.000	0	0	0-0	3	3	0	1.000
2018	.000	0-0	0	0	0	0	0	0	0	0	.000	0	0	0	0	.000	0	0	0-0	2	7	0	1.000
TOTAL	.000	1-0	0	0	0	0	0	0	0	0	.000	0	0	0	0	.000	0	0	0-0	5	10	0	1.000

Year	era	w-l	app	gs	cg	sho	sv	ip	h	r	er	bb	so	2b	3b	hr	bf	bavg	wp	hbp	bk	sfa	sha
2017	6.75	1-1	20	0	0	0/0	1	25.1	32	22	19	18	23	6	0	3	123	.327	6	4	0	0	3
2018	6.32	2-0	14	1	0	0/0	0	31.1	32	23	22	16	30	6	2	2	143	.271	3	6	1	2	1
TOTAL	6.51	3-1	34	1	0	0/0	1	56.2	64	45	41	34	53	12	2	5	266	.296	9	10	1	2	4

GOULDSMITH, Garrett

Year	avg	gp-gs	ab	r	h	2b	3b	hr	rbi	tb	slg%	bb	hbp	so	gdp	ob%	sf	sh	sb-att	po	a	e	fld%
2018	.304	27-21	69	4	21	2	1	0	6	25	.362	10	0	15	5	.388	1	3	1-5	25	62	4	.956
TOTAL	.304	27-21	69	4	21	2	1	0	6	25	.362	10	0	15	5	.388	1	3	1-5	25	62	4	.956

HARRINGTON, James

Year	avg	gp-gs	ab	r	h	2b	3b	hr	rbi	tb	slg%	bb	hbp	so	gdp	ob%	sf	sh	sb-att	po	a	e	fld%
2015	.000	0-0	0	0	0	0	0	0	0	0	.000	0	0	0	0	.000	0	0	0-0	3	1	0	1.000
2016	.000	13-10	0	0	0	0	0	0	0	0	.000	0	0	0	0	.000	0	0	0-0	7	5	1	.923
2017	.000	0-0	0	0	0	0	0	0	0	0	.000	0	0	0	0	.000	0	0	0-0	1	5	1	.857
2018	.000	0-0	0	0	0	0	0	0	0	0	.000	0	0	0	0	.000	0	0	0-0	1	2	0	1.000
TOTAL	.000	13-10	0	0	0	0	0	0	0	0	.000	0	0	0	0	.000	0	0	0-0	12	13	2	.926

Year	era	w-l	app	gs	cg	sho	sv	ip	h	r	er	bb	so	2b	3b	hr	bf	bavg	wp	hbp	bk	sfa	sha
2015	7.11	1-1	13	5	0	0/0	0	25.1	40	23	20	12	19	5	0	3	128	.364	6	3	0	3	0
2016	6.04	7-2	13	10	0	0/0	0	56.2	77	45	38	18	27	15	4	2	262	.329	5	5	0	4	1
2017	7.18	1-3	14	5	0	0/0	0	36.1	44	35	29	21	18	7	0	6	170	.310	6	1	0	0	6
2018	11.50	0-2	8	4	0	0/0	0	18.0	34	23	23	11	15	5	2	2	100	.395	5	3	0	0	0
TOTAL	7.26	9-8	48	24	0	0/0	0	136.1	195	126	110	62	79	32	6	13	660	.341	22	12	0	7	7

HERRERA, Daniel

Year	avg	gp-gs	ab	r	h	2b	3b	hr	rbi	tb	slg%	bb	hbp	so	gdp	ob%	sf	sh	sb-att	po	a	e	fld%
2017	.247	38-27	85	12	21	3	0	1	15	27	.318	13	3	17	3	.363	1	0	0-0	171	25	5	.975
2018	.156	18-8	32	3	5	0	0	0	3	5	.156	6	0	8	0	.289	0	2	1-2	75	7	1	.988
TOTAL	.222	56-35	117	15	26	3	0	1	18	32	.274	19	3	25	3	.343	1	2	1-2	246	32	6	.979

KOERPER, Karl

Year	avg	gp-gs	ab	r	h	2b	3b	hr	rbi	tb	slg%	bb	hbp	so	gdp	ob%	sf	sh	sb-att	po	a	e	fld%
------	-----	-------	----	---	---	----	----	----	-----	----	------	----	-----	----	-----	-----	----	----	--------	----	---	---	------

KRAUTH, Nick

Year	avg	gp-gs	ab	r	h	2b	3b	hr	rbi	tb	slg%	bb	hbp	so	gdp	ob%	sf	sh	sb-att	po	a	e	fld%
2018	.000	0-0	0	0	0	0	0	0	0	0	.000	0	0	0	0	.000	0	0	0-0	0	2	0	1.000
TOTAL	.000	0-0	0	0	0	0	0	0	0	0	.000	0	0	0	0	.000	0	0	0-0	0	2	0	1.000

Year	era	w-l	app	gs	cg	sho	sv	ip	h	r	er	bb	so	2b	3b	hr	bf	bavg	wp	hbp	bk	sfa	sha
2018	8.74	0-0	5	1	0	0/0	0	11.1	17	15	11	5	5	1	1	1	60	.327	0	2	0	1	0
TOTAL	8.74	0-0	5	1	0	0/0	0	11.1	17	15	11	5	5	1	1	1	60	.327	0	2	0	1	0

LOBO CAREER STATS

LANGAN, Brandon

Year	avg	gp-gs	ab	r	h	2b	3b	hr	rbi	tb	slg%	bb	hbp	so	gdp	ob%	sf	sh	sb-att	po	a	e	fld%
2017	.182	3-1	11	1	2	0	0	0	1	2	.182	0	0	1	1	.182	0	0	0-0	19	5	2	.923
TOTAL	.182	3-1	11	1	2	0	0	0	1	2	.182	0	0	1	1	.182	0	0	0-0	19	5	2	.923

Year	era	w-l	app	gs	cg	sho	sv	ip	h	r	er	bb	so	2b	3b	hr	bf	bavg	wp	hbp	bk	sfa	sha
2017	9.00	1-2	13	0	0	0/0	0	13.0	18	16	13	12	6	2	1	3	71	.321	0	2	0	1	0
TOTAL	9.00	1-2	13	0	0	0/0	0	13.0	18	16	13	12	6	2	1	3	71	.321	0	2	0	1	0

LEITHA, Larry

Year	avg	gp-gs	ab	r	h	2b	3b	hr	rbi	tb	slg%	bb	hbp	so	gdp	ob%	sf	sh	sb-att	po	a	e	fld%
2018	.154	14-4	26	2	4	2	0	0	2	6	.231	2	2	9	0	.267	0	0	2-3	14	1	0	1.000
TOTAL	.154	14-4	26	2	4	2	0	0	2	6	.231	2	2	9	0	.267	0	0	2-3	14	1	0	1.000

MANG, Connor

Year	avg	gp-gs	ab	r	h	2b	3b	hr	rbi	tb	slg%	bb	hbp	so	gdp	ob%	sf	sh	sb-att	po	a	e	fld%
2017	.000	3-0	2	2	0	0	0	0	0	0	.000	1	0	0	0	.333	0	0	0-0	0	0	0	.000
2018	.301	25-25	83	19	25	1	2	0	14	30	.361	15	1	15	1	.410	1	2	2-3	106	29	2	.985
TOTAL	.294	28-25	85	21	25	1	2	0	14	30	.353	16	1	15	1	.408	1	2	2-3	106	29	2	.985

MANG, Jared

Year	avg	gp-gs	ab	r	h	2b	3b	hr	rbi	tb	slg%	bb	hbp	so	gdp	ob%	sf	sh	sb-att	po	a	e	fld%
2016	.291	59-48	175	37	51	10	2	3	30	74	.423	25	4	28	2	.383	5	3	3-4	66	18	4	.955
2017	.373	57-57	241	63	90	17	2	9	62	138	.573	20	6	27	3	.433	1	3	4-6	114	4	1	.992
2018	.269	19-19	67	19	18	1	0	4	15	31	.463	12	9	12	2	.443	0	1	2-3	37	5	2	.955
TOTAL	.329	135-124	483	119	159	28	4	16	107	243	.503	57	19	67	7	.416	6	7	9-13	217	27	7	.972

MARRUFO, Drew

Year	avg	gp-gs	ab	r	h	2b	3b	hr	rbi	tb	slg%	bb	hbp	so	gdp	ob%	sf	sh	sb-att	po	a	e	fld%
------	-----	-------	----	---	---	----	----	----	-----	----	------	----	-----	----	-----	-----	----	----	--------	----	---	---	------

MARSHALL, Derek

Year	avg	gp-gs	ab	r	h	2b	3b	hr	rbi	tb	slg%	bb	hbp	so	gdp	ob%	sf	sh	sb-att	po	a	e	fld%
2018	.264	21-9	53	6	14	4	0	2	8	24	.453	3	2	16	1	.328	0	0	1-1	51	0	1	.981
TOTAL	.264	21-9	53	6	14	4	0	2	8	24	.453	3	2	16	1	.328	0	0	1-1	51	0	1	.981

MERRITT, Brayden

Year	avg	gp-gs	ab	r	h	2b	3b	hr	rbi	tb	slg%	bb	hbp	so	gdp	ob%	sf	sh	sb-att	po	a	e	fld%
2018	.279	25-17	61	15	17	3	0	1	9	23	.377	6	1	9	0	.353	0	1	1-3	33	0	0	1.000
TOTAL	.279	25-17	61	15	17	3	0	1	9	23	.377	6	1	9	0	.353	0	1	1-3	33	0	0	1.000

RODRIGUEZ, Matt

Year	avg	gp-gs	ab	r	h	2b	3b	hr	rbi	tb	slg%	bb	hbp	so	gdp	ob%	sf	sh	sb-att	po	a	e	fld%
------	-----	-------	----	---	---	----	----	----	-----	----	------	----	-----	----	-----	-----	----	----	--------	----	---	---	------

LOBO CAREER STATS

SCHILLING, Hayden

Year	avg	gp-gs	ab	r	h	2b	3b	hr	rbi	tb	slg%	bb	hbp	so	gdp	ob%	sf	sh	sb-att	po	a	e	fld%
2015	.250	26-19	76	13	19	5	0	0	14	24	.316	10	1	13	2	.341	1	1	2-5	37	68	4	.963
2017	.317	48-42	161	35	51	9	1	2	30	68	.422	24	5	25	1	.415	3	6	8-14	76	94	8	.955
2018	.364	27-25	99	17	36	9	1	0	16	47	.475	11	5	12	0	.452	0	2	4-7	13	51	8	.889
TOTAL	.315	101-86	336	65	106	23	2	2	60	139	.414	45	11	50	3	.409	4	9	14-26	126	213	20	.944

Year	era	w-l	app	gs	cq	sho	sv	ip	h	r	er	bb	so	2b	3b	hr	bf	bavg	wp	hbp	bk	sfa	sha
2015	3.38	0-0	17	0	0	0/0	2	16.0	14	6	6	11	4	1	0	1	73	.255	4	1	0	2	4
2018	0.00	0-0	2	0	0	0/0	0	1.1	0	0	0	1	3	0	0	0	5	.000	0	0	0	0	0
TOTAL	3.12	0-0	19	0	0	0/0	2	17.1	14	6	6	12	7	1	0	1	78	.237	4	1	0	2	4

SIKES, Phillip

Year	avg	gp-gs	ab	r	h	2b	3b	hr	rbi	tb	slg%	bb	hbp	so	gdp	ob%	sf	sh	sb-att	po	a	e	fld%
2018	.237	26-17	59	9	14	1	0	1	7	18	.305	4	4	20	0	.328	0	2	0-0	34	0	0	1.000
TOTAL	.237	26-17	59	9	14	1	0	1	7	18	.305	4	4	20	0	.328	0	2	0-0	34	0	0	1.000

Year	era	w-l	app	gs	cq	sho	sv	ip	h	r	er	bb	so	2b	3b	hr	bf	bavg	wp	hbp	bk	sfa	sha
2018	12.00	0-0	3	0	0	0/0	0	3.0	7	4	4	0	3	0	0	0	15	.467	1	0	0	0	0
TOTAL	12.00	0-0	3	0	0	0/0	0	3.0	7	4	4	0	3	0	0	0	15	.467	1	0	0	0	0

SLATEN, Justin

Year	avg	gp-gs	ab	r	h	2b	3b	hr	rbi	tb	slg%	bb	hbp	so	gdp	ob%	sf	sh	sb-att	po	a	e	fld%
2017	.000	0-0	0	0	0	0	0	0	0	0	.000	0	0	0	0	.000	0	0	0-0	8	8	0	1.000
2018	.000	0-0	0	0	0	0	0	0	0	0	.000	0	0	0	0	.000	0	0	0-0	3	10	1	.929
TOTAL	.000	0-0	0	0	0	0	0	0	0	0	.000	0	0	0	0	.000	0	0	0-0	11	18	1	.967

Year	era	w-l	app	gs	cq	sho	sv	ip	h	r	er	bb	so	2b	3b	hr	bf	bavg	wp	hbp	bk	sfa	sha
2017	3.74	2-2	23	0	0	0/0	0	33.2	37	16	14	16	27	4	0	3	148	.282	8	0	0	0	1
2018	6.69	1-6	9	8	0	0/1	0	39.0	50	35	29	16	43	8	4	6	187	.303	7	6	0	0	0
TOTAL	5.33	3-8	32	8	0	0/1	0	72.2	87	51	43	32	70	12	4	9	335	.294	15	6	0	0	1

SMITH, Chad

Year	avg	gp-gs	ab	r	h	2b	3b	hr	rbi	tb	slg%	bb	hbp	so	gdp	ob%	sf	sh	sb-att	po	a	e	fld%
2017	.000	0-0	0	0	0	0	0	0	0	0	.000	0	0	0	0	.000	0	0	0-0	0	4	0	1.000
2018	.000	0-0	0	0	0	0	0	0	0	0	.000	0	0	0	0	.000	0	0	0-0	3	3	1	.857
TOTAL	.000	0-0	0	0	0	0	0	0	0	0	.000	0	0	0	0	.000	0	0	0-0	3	7	1	.909

Year	era	w-l	app	gs	cq	sho	sv	ip	h	r	er	bb	so	2b	3b	hr	bf	bavg	wp	hbp	bk	sfa	sha
2017	17.69	0-1	16	0	0	0/0	0	9.2	23	19	19	5	6	3	0	1	57	.451	2	1	0	0	0
2018	8.20	0-0	13	0	0	0/1	0	18.2	27	17	17	14	8	7	1	1	94	.375	2	3	0	3	2
TOTAL	11.44	0-1	29	0	0	0/1	0	28.1	50	36	36	19	14	10	1	2	151	.407	4	4	0	3	2

LOBO CAREER STATS

TRIPP, Christian

Year	avg	gp-gs	ab	r	h	2b	3b	hr	rbi	tb	slg%	bb	hbp	so	gdp	ob%	sf	sh	sb-att	po	a	e	fld%
2016	1.000	27-0	1	0	1	0	0	0	0	1	1.000	0	0	0	0	1.000	0	0	0-0	3	7	0	1.000
2017	.000	0-0	0	0	0	0	0	0	0	0	.000	0	0	0	0	.000	0	0	0-0	1	4	0	1.000
2018	.000	0-0	0	0	0	0	0	0	0	0	.000	0	0	0	0	.000	0	0	0-0	0	1	0	1.000
TOTAL	1.000	27-0	1	0	1	0	0	0	0	1	1.000	0	0	0	0	1.000	0	0	0-0	4	12	0	1.000

Year	era	w-l	app	gs	cq	sho	sv	ip	h	r	er	bb	so	2b	3b	hr	bf	bavg	wp	hbp	bk	sfa	sha
2016	4.54	2-2	27	0	0	0/0	4	35.2	36	19	18	15	25	7	0	3	155	.275	7	4	1	3	2
2017	5.14	0-3	23	0	0	0/0	6	28.0	39	16	16	9	26	9	2	0	130	.331	4	1	0	1	1
2018	2.93	1-2	12	0	0	0/0	6	15.1	15	5	5	2	18	1	0	1	63	.259	2	2	0	1	0
TOTAL	4.44	3-7	62	0	0	0/0	16	79.0	90	40	39	26	69	17	2	4	348	.293	13	7	1	5	3

WARE, Richard

Year	avg	gp-gs	ab	r	h	2b	3b	hr	rbi	tb	slg%	bb	hbp	so	gdp	ob%	sf	sh	sb-att	po	a	e	fld%
2018	.129	15-5	31	2	4	0	0	0	3	4	.129	2	1	11	1	.206	0	0	0-0	8	12	0	1.000
TOTAL	.129	15-5	31	2	4	0	0	0	3	4	.129	2	1	11	1	.206	0	0	0-0	8	12	0	1.000

WATARI, Justin

Year	avg	gp-gs	ab	r	h	2b	3b	hr	rbi	tb	slg%	bb	hbp	so	gdp	ob%	sf	sh	sb-att	po	a	e	fld%
2017	.268	35-26	82	29	22	4	0	0	12	26	.317	32	1	22	1	.474	1	1	1-2	32	79	4	.965
2018	.233	23-22	73	12	17	3	0	0	10	20	.274	19	0	7	3	.387	1	5	2-2	26	58	0	1.000
TOTAL	.252	58-48	155	41	39	7	0	0	22	46	.297	51	1	29	4	.435	2	6	3-4	58	137	4	.980

WHITE, Jack

Year	avg	gp-gs	ab	r	h	2b	3b	hr	rbi	tb	slg%	bb	hbp	so	gdp	ob%	sf	sh	sb-att	po	a	e	fld%
------	-----	-------	----	---	---	----	----	----	-----	----	------	----	-----	----	-----	-----	----	----	--------	----	---	---	------

WUNNENBERG, Josh

Year	avg	gp-gs	ab	r	h	2b	3b	hr	rbi	tb	slg%	bb	hbp	so	gdp	ob%	sf	sh	sb-att	po	a	e	fld%
------	-----	-------	----	---	---	----	----	----	-----	----	------	----	-----	----	-----	-----	----	----	--------	----	---	---	------

ZAKOSEK, Daniel

Year	avg	gp-gs	ab	r	h	2b	3b	hr	rbi	tb	slg%	bb	hbp	so	gdp	ob%	sf	sh	sb-att	po	a	e	fld%
2018	.303	17-7	33	6	10	0	0	1	8	13	.394	7	0	5	2	.415	1	0	0-0	20	2	0	1.000
TOTAL	.303	17-7	33	6	10	0	0	1	8	13	.394	7	0	5	2	.415	1	0	0-0	20	2	0	1.000