

2017-18 TCU WOMEN'S BASKETBALL GAME NOTES



TCU Horned Frogs (21-12) vs. NEW MEXICO Lobos (25-10)

THE MATCHUP



21-12 (9-9)	Record	25-10 (10-8)
nr/nr	Rankings (AP/Coaches)	nr/nr
Raegan Pebley	Head Coach	Mike Bradbury
69-59 (4th)	Record at School	40-25 (2nd)
225-234 (15th)	Overall Record	218-147 (11th)
Okonkwo (14.8)	Top Scorer	Nunn (17.1)
Moore (6.8)	Top Rebounder	Nunn (10.2)
Ray (3.7)	Top Assistants	Beynon (6.8)
@TCUWBasketball	Twitter	@UNMLoboWBB

THE SERIES

TCU in WNIT:.....	7-5 (more info on pg. 7)
TCU vs. New Mexico:	TCU leads 11-9 in Albuquerque:.....New Mexico leads 6-3 in TCU's Big 12 era (2012-present):
Current Streak:	First meeting TCU W4
Last Meeting:.....	Feb. 25, 2012 (Albuquerque)
Pebley vs. Opponent:	TCU 63, New Mexico 52
	3-0*

*all three as Fresno State head coach in 2012-13 and 2013-14

THE STATS

TCU	Category	UNM
74.9	Scoring Offense	▶ 80.6
70.8	Scoring Defense	▶ 70.4
+4.1	Scoring Margin	▶ +10.2
.452	FG Percentage	▶ .424
.413	FG Percentage Defense	▶ .406
.372	3FG Percentage	▶ .342
.336	3FG Percentage Defense	▶ .334
7.2	3-pointers per game	▶ 8.9
.757	FT Percentage	▶ .758
35.8	Rebounds	▶ 40.1
-0.5	Rebounding Margin	▶ -0.8
16.8	Assists	▶ 16.5
15.3	Turnovers	▶ 12.1
-0.6	Turnover Margin	▶ +4.3
7.4	Steals	▶ 7.9
5.0	Blocks	▶ 3.1

THE LINEUP (STARTERS FROM LAST GAME)

PROBABLE STARTERS	Pos.	Ht.	Yr.	Hometown	PPG	RPG	APG	FG%	3FG%	FT%
15 Jayde Woods	G	6-1	So.	Yorba Linda, Calif.	5.0	3.0	2.9	.485	8-19	.594
20 Lauren Heard	G	5-9	Fr.	Denton, Texas	6.3	3.0	1.7	.378	.328	.760
22 Jordan Moore	C	6-3	Jr.	Round Rock, Texas	12.7	6.8	1.9^	.554	0-0	.702
25 Kianna Ray	G	6-1	So.	Austin, Texas	8.1	3.6	3.7	.393	.338	.731
33 Adeola Akomolafe	F	6-3	So.	El Paso, Texas	2.8	3.0	1.2	.590	2-2	.714

OFF THE BENCH	Pos.	Ht.	Yr.	Hometown	PPG	RPG	APG	FG%	3FG%	FT%
00 Amy Okonkwo	F	6-2	Jr.	Rancho Cucamonga, Calif.	14.8	5.8	1.0	.509	.397	.889
1 Torree Thompson	G	5-10	Sr.	Broken Arrow, Okla.	8.9	2.1	1.4	.399	.407	.831
4 Amber Ramirez	G	5-8	So.	San Antonio, Texas	10.7	1.9	2.9	.426	.395	.852
21 Sydney Coleman	G	6-1	Sr.	Cypress, Texas	2.5	1.6	0.6	.375	6-25	9-13
24 Dakota Vann	G	6-0	Jr.	Oklahoma City, Okla.	4.4	1.5	1.2	.362	.325	12-25
31 Ella Hellessey	F	6-2	So.	Dromana, Australia	2.3	1.4	0.4	.450	6-15	2-2

^ blocks per game | check out TCU's broadcast notes on the final page for complete info on all the Frogs

STORYLINES

▪ After two convincing wins, TCU is set to take on New Mexico in the WNIT Third Round on Thursday. Of the 16 teams remaining in the tournament, TCU (74.9) and New Mexico (80.6) have the top two scoring offenses.

▪ For the third time in its six WNIT appearances, TCU is in the tournament's third round. The Frogs have advanced to the quarterfinals once, doing so in 2008. TCU lost in the third round in 2016.

▪ TCU has never won three games in the WNIT. The Frogs had to win just twice to advance to the quarterfinals of a 48-team tournament in 2008.

▪ TCU will go on the road for the first time in this season's WNIT. The Frogs are 1-4 all-time on the road in the WNIT with all five games being decided by eight points or less.

▪ TCU is coming off of an 86-51 win over Missouri State in the second round on Saturday. The Frogs made 14 3-pointers in that game and held MSU to 25 percent shooting.

▪ TCU is averaging 83.0 points in its two WNIT games, the third highest average of the 16 remaining teams (Georgia Tech, 88.0; New Mexico, 87.5). The Frogs have shot 57 percent overall and 55 percent from deep in the two games with 23 assists in each.

▪ Jordan Moore is leading the Frogs with 15.0 points and 7.5 rebounds per game in the WNIT. She is 12-of-13 shooting. Torree Thompson (11.5) and Kianna Ray (11.0) are also averaging double-figure scoring in the tournament.

▪ The Frogs have won 21 games this season, their most since winning 22 in 2010-11. The Frogs are playing on March 22 or later for the sixth season and playing a 34th game for just the fourth time.

▪ Thursday's winner will move on to the quarterfinals to face the winner of South Dakota and Michigan State.

▪ TCU is 11-9 all-time against New Mexico with all 20 meetings coming when the two were WAC (1997-99) and Mountain West (2006-12) members together.

GAME 34

Postseason WNIT (Third Round)

Date: Thursday, March 22, 2018
Time: 7:00 p.m. MT
Location: Albuquerque, N.M.
Venue: Dreamstyle Arena (15,411)

TV: none
Talent: N/A
Online: TheMW.com/Watch (Mountain West Network)

Radio: KTCU 88.7 FM
Talent: Jeff Williams (PxP)
Online: GoFrogs.com (FrogVision)

Live Stats: TCU.StatBroadcast.com
Twitter: @TCUWBasketball

SCHEDULE/RESULTS

OVERALL RECORD: 21-12

Big 12: 9-9 | Non-Conference: 12-3
Home: 13-5 | Away: 5-6 | Neutral: 3-1

NOVEMBER (5-1)

Thur. 2	Texas Wesleyan (Exh)	---	W	78-50
Sat. 11	Oral Roberts	---	W	72-58
Tues. 14	at SMU	---	W	64-58
Sat. 18	Texas State	---	W	82-58
Tues. 21	Yale	FSSW+	L	72-82
Fri. 24	vs. Arizona (1)	---	W	68-59
Sat. 25	vs. Idaho (1)	---	W	86-76

DECEMBER (4-3)

Fri. 1	Alabama (2)	FSSW	W	88-67
Wed. 6	at #21/22 Texas A&M (3)	SECN	L	58-71
Sun. 10	Southeastern Louisiana	FSSW	W	112-62
Sun. 17	Northwestern State	---	W	89-51
Wed. 20	Hampton	---	W	90-68
Thur. 28	#9/9 West Virginia*	---	L	82-87
Sun. 31	at Kansas*	ESPN3	L	77-86

JANUARY (7-1)

Thur. 4	at Oklahoma*	F5OK	L	71-84
Sun. 7	Texas Tech*	FSN	W	93-72
Wed. 10	#7/7 Texas*	FSSW+	W	79-77
Sat. 13	at #15/15 West Virginia*	FSN	Wot	76-74
Sat. 20	Kansas*	---	W	76-66
Wed. 24	at Kansas State*	---	W	68-63
Sat. 27	Oklahoma*	FSSW	W	62-58
Tues. 30	at Iowa State*	---	W	75-52

FEBRUARY (2-6)

Sat. 3	at #8/8 Texas*	LHN	L	65-92
Wed. 7	#22/25 Oklahoma State*	FSSW	L	54-71
Sat. 10	at #3/3 Baylor*	FSSW+	L	63-83
Wed. 14	Iowa State*	FSSW	L	63-66
Sat. 17	Kansas State*	FSSW	W	87-70
Wed. 21	at Texas Tech*	FSSW	W	72-60
Sat. 24	#3/3 Baylor*	---	L	53-85
Mon. 26	at #23 Oklahoma State*	FSSW+	L	72-85

MARCH (3-1)

Sat. 3	vs. Oklahoma (4)	FSN	W	90-83
Sun. 4	vs. #3/3 Baylor (4)	FS1	L	48-94
Thur. 15	Lamar (5)	---	W	80-68
Sat. 17	Missouri State (5)	---	W	86-51
Thur. 22	at New Mexico (5)			8 pm

LEGEND

All time central | Home games in bold | * - Big 12 conference game
1 - Warner Center Marriott Thanksgiving Classic (Northridge, Calif.)
2 - Big 12/SEC Challenge | 3 - Maggie Dixon Classic | 4 - Phillips 66 Big 12 Championship (Oklahoma City, Okla.) | 5 - Postseason WNIT

FOLLOW US



@TCUWBasketball
@RaeganPebleyTCU



@TCUWBasketball



@TCUWBB

MEDIA PLANNER (CONTACT MATT MAYS FOR FULL DETAILS)

21	WEDNESDAY	22	THURSDAY	23	FRIDAY	24	SATURDAY	25	SUNDAY	26	MONDAY
	Travel to New Mexico Practice - TBA	Shootaround - TBA Game at UNM - 7pm MT		TBA		TBA		TBA		TBA	

MEDIA POLICIES**INTERVIEW REQUESTS**

Interviews with TCU basketball student-athletes and coaches must be scheduled directly through the TCU Athletics Communications Office by contacting Matt Mays. Requests should be made at least 24 hours in advance. While telephone interviews with local media members are permissible, in-person interviews with student-athletes and coaches are recommended and encouraged.

MEDIA CREDENTIAL REQUESTS

All credential requests for home TCU women's basketball games should be made to Matt Mays. All credential requests for an outlet must be made no later than noon, two days prior to the game.

MEDIA WILL CALL

All media passes available for pickup on gameday will be left at media will call, located in the main tunnel of Ed and Rae Schollmaier Arena.

GAMEDAY SERVICES

The TCU Athletics Communications Office will provide game notes, statistics and rosters for both teams as available inside the media room on the lower level of Ed and Rae Schollmaier Arena. Complete statistics and game books will be available following each game. Live stats will be available for every TCU home game at TCU.StatBroadcast.com.

POSTGAME INTERVIEWS

TCU head coach Raegan Pebley and requested student-athletes will be available for interviews in the media area, located on the lower level of Schollmaier Arena, following a brief cooling off period. If requested, opposing coaches and student-athletes can be available to the media in the media area prior to TCU's arrival. To request specific players to attend the postgame press conference, contact Matt Mays during the second half of the game. The TCU locker room is closed to the media both at home and on the road.

**TCU ROSTER**

No.	Name	Pos.	Ht.	Cl.	Exp.	Hometown(High School) / Previous School
00	Amy Okonkwo	F	6-2	Jr.	1L	Rancho Cucamonga, Calif. (Etiwanda HS) / USC
1	Toree Thompson	G	5-10	Sr.	2L	Broken Arrow, Okla. (Broken Arrow HS) / Ole Miss
3	Mikayla Christian	G	5-9	So.	1L	Round Rock, Texas (Vista Ridge HS)
4	Amber Ramirez	G	5-8	So.	1L	San Antonio, Texas (Wagner HS)
15	Jayde Woods	G	6-1	So.	TR	Yorba Linda, Calif. (Windward HS) / Oregon
20	Lauren Heard	G	5-9	Fr.	HS	Denton, Texas (Guyer HS)
21	Sydney Coleman	F	6-1	Sr.	3L	Cypress, Texas (Cypress Ranch HS)
22	Jordan Moore	C	6-3	Jr.	2L	Round Rock, Texas (Stony Point HS)
24	Dakota Vann	F	6-0	Jr.	JC	Oklahoma City, Okla. (Deer Creek HS) / Butler CC
25	Kianna Ray	G	6-1	So.	1L	Austin, Texas (Bowie HS)
31	Ella Hellessey	F	6-2	So.	1L	Dromana, Australia (Padua College)
33	Adeola Akomolafe	F	6-3	So.	1L	El Paso, Texas (El Dorado HS)

TCU STAFF

Head Coach:	Raegan Pebley (Colorado, 1996), Fourth Season
Associate Head Coach:	Hanna Howard (Portland, 2005), Fourth Season
Assistant Coach:	Aaron Kallhoff (Bemidji State, 2003), Third Season
Assistant Coach:	Britney Brown (Oklahoma, 2007), Second Season
Director of Operations:	Angela Gonzaga (Santa Clara, 2004), Fourth Season
Special Assistant to Head Coach:	Bill Franey (SIU-Edwardsville), First Season
Graduate Assistant:	Lacey Escamilla (Fresno State, 2013), First Season
Graduate Assistant:	Amenemopé McKinney (Rice, 2012), Second Season
Athletic Training:	Valerie Tinklepaugh-Hairston (Texas Tech), 10th Season
Strength and Conditioning:	Michael Wood (Midwestern State), Second Season

PRONUNCIATION GUIDE

00	Amy oh-KONK-woh
31	Ella hell-uh-see
33	add-ee-OH-luh oh-koh-mo-LOFF-ay
HC	Raegan Pee-blee
AC	Aaron Call-hoff
GA	ah-men-uh-pay McKinney

QUICK FACTS**GENERAL INFORMATION**

Location.....	Fort Worth, Texas
Founded.....	1873
Enrollment.....	10,394
Colors.....	Purple and White
Nickname.....	Horned Frogs
Home Facility (Capacity)	Ed and Rae Schollmaier Arena (6,700)
Opened.....	2015
Conference.....	Big 12 Conference
Affiliation.....	NCAA Division I
Chancellor.....	Dr. Victor J. Boschini Jr.
Director of Intercollegiate Athletics.....	Jeremiah Donati
Senior Woman's Administrator.....	Kim Johnson
Faculty Athletics Representative.....	Rhonda Hatcher
Athletics Department Phone.....	(817) 257-5658

HISTORY

First Season.....	1977-78 (42nd season)
First NCAA Division I Season.....	1982-83 (36th season)
Record All-Time.....	579-637 (.472)
Record in NCAA Division I.....	504-563 (.468)
Regular Season Conference Championships.....	3
.....	WAC (2000-01)
.....	Conference USA (2001-02)
.....	Mountain West (2009-10)
Conference Tournament Championships.....	3
.....	WAC (2001)
.....	Conference USA (2003, 2005)
Years in NCAA Championships (Last).....	9 (2010)
Record in NCAA Championships.....	5-9
Years in WNIT (Last).....	5 (2016)
Record in WNIT.....	5-5

BASKETBALL COACHING STAFF

Head Coach.....	Raegan Pebley (Colorado, 1997)
Record at TCU.....	69-59 (Fourth season)
Career Record.....	225-234 (15th season)
Associate Head Coach.....	Hanna Howard (Fourth season)
Assistant Coach/Recruiting Co.....	Britney Brown (Second season)
Assistant Coach.....	Aaron Kallhoff (Third season)
Director of Operations.....	Angela Gonzaga (Fourth season)
Graduate Assistants.....	Lacey Escamilla (First season)
.....	Amenemopé McKinney (Second season)
Administrative Assistant.....	Jodi Christian
Office Phone Number.....	(817) 257-7962

2016-17 REVIEW

Overall Record.....	12-18
.....	Home: 11-7 Away: 1-10 Neutral: 0-1
Big 12 Record (Finish).....	4-14 (9th)
Conference Tournament.....	First Round
.....	vs. Texas Tech, L 58-76
Postseason.....	none
Final AP/USA Today Ranking.....	NR/NR

2017-18 PREVIEW

Letterwinners Returning/Lost.....	9/3
Starters Returning/Lost.....	3/2
Returning Redshirts.....	1
Newcomers.....	2
Returning Minutes.....	66.4% (3,986 of 6,000)
Returning Points.....	62.7% (1,335 of 2,129)
Returning Rebounds.....	79.1% (872 of 1,103)

ATHLETICS COMMUNICATIONS

Women's Basketball Contact.....	Matt Mays
Cell Phone.....	(817) 757-2411
Office Phone.....	(817) 257-5367
Email.....	matt.mays@tcu.edu
Twitter.....	@MattMays_TCU
Office Address.....	TCU Box 297600
.....	Fort Worth, TX 76129
Athletics Website.....	GoFrogs.com
Twitter.....	@TCUWBasketball
Facebook.....	/TCUWBasketball
Instagram.....	@TCUWBB

THE LOBOS

- New Mexico has beaten Saint Mary's, 82-80, and Rice, 93-73, in the first two rounds of the WNIT. The Lobos played both games at home, but did not play Saint Mary's at Dreamstyle Arena due to scheduling conflicts.
- The Lobos average over 80 points per game, the 15th best mark in the NCAA and highest remaining in the WNIT. They are 17th in the nation with nearly nine 3-pointers per game.
- Jaisa Nunn leads the Lobos with 17.1 points and 10.2 rebounds per game and is coming off of a 28-point effort against Rice. Cherise Beynon is just behind at 16.8 points and ranks in the NCAA top 10 with 6.8 assists. She had 20 points, four assists and seven steals against Rice.
- The Lobos are 19-2 at home this season, including a 12-0 mark in nonconference games. New Mexico was 10-1 entering Mountain West play with the lone loss coming at Oklahoma, 105-63.
- However, New Mexico went 10-8 and finished sixth in the Mountain West standings. The Lobos beat San Jose State in the first round of the Mountain West Tournament, but fell to Wyoming in the quarterfinals.

TCU vs. NEW MEXICO (last five meetings)

Date	Location	W/L	Score
2010-11 (Jan. 26)	Fort Worth	L	54-65
2010-11 (Feb. 26)	Albuquerque	W	84-71
2010-11 (Mar. 11)	Las Vegas*	W	61-40
2011-12 (Jan. 28)	Fort Worth	W	63-56
2011-12 (Feb. 25)	Albuquerque	W	62-52

*Mountain West Tournament

- TCU leads the all-time series against New Mexico, 11-9, with all 20 meetings coming while the two were in the same conference.
- The Frogs and Lobos played their first five meetings from 1997-1999 as WAC members. New Mexico won four of those. The two played their last 15 meetings as Mountain West members from 2006-12. TCU won 11 of those 15 meetings.
- TCU is 3-6 all-time in Albuquerque with wins in its last two visits in 2011 and 2012. Of the 20 meetings, 18 have been in regular-season conference games and two were in conference tournaments.

SCHEDULE QUIRK

- After having about 42 hours between WNIT first and second round games, the Frogs have now had over five days between their second and third round games.
- TCU spent over three of those days not knowing who they would play in the third round. TCU's second round win over Missouri State was the first of the 16 WNIT second round games played. The New Mexico vs. Rice game was the last of the 16 played.

TCU'S DEEP RUN

- TCU will play its 34th game on Thursday, something it has done just three other times in program history. The Frogs last did so in 2007-08 when they played 35 games. TCU played 34 games in 2002-03 and 39 in 1980-81, before the NCAA sponsored women's basketball.
- This will mark the sixth season in which TCU has played on March 22 or later. TCU last did so when it lost in the WNIT Third Round at UTEP on March 24, 2016. Prior to that, TCU's last game this late came on March 22, 2009 in an NCAA First Round loss to South Dakota State.

WNIT QUICK HITS

- TCU is making its sixth WNIT appearance, and fourth in six seasons in the Big 12. The Frogs have also appeared in the tournament in 2008, 2011, 2014, 2015 and 2016.
- TCU is the Big 12's automatic qualifier into the WNIT because it was the highest finishing team in the regular season standings to not make the NCAA Championships. TCU has been the automatic qualifier in all four of its appearances as a Big 12 member.
- TCU is 7-5 all-time in the WNIT, including a 6-1 record at home. The Frogs are now 3-2 in the first round and 3-1 in the second round. They did not play in the first round in 2008 when the field had just 48 teams. TCU is 2-1 in the second round. TCU is 1-1 all-time in the third round.
- Eight of TCU's 12 WNIT games have been decided by eight points or less, including all five losses. TCU has won this season's two games by an average of 23.5 points.
- The Frogs advanced to the quarterfinals in 2008, the furthest they have advanced in the tournament. TCU has won two games three times in a WNIT (2008, 2016, 2018).
- Raegan Pebley is coaching in her fifth WNIT as a head coach (three at TCU, two at Utah State) and sixth WNIT overall (one as assistant coach at Colorado State). She is 6-4 as a head coach in the tournament, including 6-0 at home and 0-4 on the road.

March 17 / Schollmaier Arena / Fort Worth, Texas

LAST TIME

MISSOURI STATE
TCU51
86

TCU played a complete game in an 86-51 rout of Missouri State at Schollmaier Arena in the WNIT Second Round on Saturday.

TCU (21-12) made 14 3-pointers and also played stellar defense, holding Missouri State (21-12) to 25 percent shooting, on its way to a 35-point win, the largest margin of victory in a postseason game in program history.

Toree Thompson led the Frogs with 15 points off the bench, including four of TCU's 14 treys. The 14 3-pointers rank as the fifth most in program history and the most in a postseason game. Amber Ramirez added three from deep as part of her 14 points, also off the bench as TCU's bench outscored MSU's, 51-14.

Missouri State 51 • 21-12

Player	FG	FGA	FT	FTA	Rebounds	PF	TP	A	Bk	Stl	Min
1 Buckley, Aubrey	1	3	0	1	3	4	1	2	1	0	24
01 Citizen, Danielle	5	10	0	1	1	6	7	2	10	1	24
05 Fruendt, Liza	2	9	1	7	2	0	0	0	1	7	23
11 Calip, Brice	0	5	0	1	3	2	1	3	2	4	0
22 Willard, Alexa	6	10	3	4	0	1	2	1	15	0	3
02 Ruffridge, Elle	1	9	1	5	2	3	0	3	0	5	22
03 Poloway, Lee Ann	1	4	1	3	0	2	2	4	1	3	0
14 King, Abby	0	1	0	1	3	4	0	2	2	1	0
12 Schultz, Sydney	0	1	0	0	0	0	0	0	0	0	4
30 Ealy, Shameka	0	5	0	3	0	2	2	2	0	2	10
24 Ellis, Bri	1	2	1	2	0	0	0	0	3	0	1
50 Gartner, Emily	0	2	0	0	0	4	1	1	0	1	1
Team	17	67	7	28	10	12	14	21	35	11	200
Totals	17-67	7-28	10-12	14-21	35	11	51	10	18	3	200
1st FG %: 6.1	35.2%	2nd: 4.6	16.7%	4th: 4.0	25.0%	Game: 17-67	25.4%	Deadball			
3Pt %: 3.4	33.3%	1-7	14.3%	3-9	33.3%	1-4	16.7%	7-28	25.0%	Rebounds	
FT %: 2.2	100.0%	5-4	83.3%	0-0	0.0%	1-4	25.0%	10-12	83.3%	1	

TCU 86 • 21-12

Player	FG	FGA	FT	FTA	Rebounds	PF	TP	A	Bk	Stl	Min
33 Akomolofe, Adedola	1	2	0	0	1	6	7	0	4	3	1
22 Moore, Jordan	2	2	0	0	2	2	0	5	6	1	2
15 Woods, Jayde	3	3	0	0	4	4	2	6	2	10	5
20 Heard, Lauren	3	6	1	2	2	4	1	5	1	9	4
25 Ray, Kiana	2	5	2	4	0	2	4	2	6	3	1
00 Okonkwo, Amy	3	9	1	2	0	1	3	4	3	7	3
01 Thompson, Toree	5	11	4	6	1	1	0	3	3	15	1
04 Ramirez, Amber	5	7	3	4	1	1	0	1	1	14	2
21 Coleman, Sydney	2	3	0	0	0	0	0	0	2	4	1
24 Vann, Dakota	3	7	2	4	0	0	1	1	1	8	0
31 Hellebreque, Ella	1	1	1	1	0	0	1	1	0	3	1
Team	1	5	6	1	5	6					
Totals	31-57	14-23	10-14	6	37	43	18	86	23	19	8
1st FG %: 4.1	30.8%	2nd: 9.1	52.2%	3rd: 8.1	65.7%	Game: 31-57	54.4%	Deadball			
3Pt %: 2.2	30.2%	5-19	26.3%	3-5	60.0%	10-15	66.7%	12-23	52.2%	Rebounds	
FT %: 2.2	100.0%	5-6	83.3%	3-3	100.0%	0-0	0.0%	10-14	71.4%	3	

Officials: Bill Lawrence, O'Ryan Schwartz, Marc Merritt
Attendance: 1069
WNIT Second Round

Score by periods	1st	2nd	3rd	4th	Total
Missouri State	16	14	11	10	51
TCU	13	27	22	24	86

Last FG - MSU 4th-01:13, TCU 4th-01:44.
Largest lead - MSU by 9:18-01:05, TCU by 18:48-01:44.
MSU led for 09:34, TCU led for 26:48. Game was tied for 03:18.Score tied - 2 times.
Lead changed - 4 times.

RAEGAN PEBLEY

HEAD COACH

at TCU: 69-59 (4th season)
overall: 225-234 (15th season)

Colorado, 1997

Now in her fourth season at TCU, Pebley led TCU to back-to-back WNIT berths in her first two seasons. In her four seasons, Pebley has coached nine All-Big 12 selections, including two individual award winners. She has also coached 19 Academic All-Big 12 selections.

PEBLEY YEAR-BY-YEAR

Asst. Coach	School	Overall	Conf.
1997-98	George Mason	14-14	8-8
1998-99	George Mason	13-14	10-6
1999-2000	^Colorado State	23-10	9-5
2000-01	#Colorado State	25-7	10-4

Head Coach	School	Overall	Conf.
2002-03	*Utah State	--	--
2003-04	Utah State	5-22	5-13
2004-05	Utah State	14-14	9-9
2005-06	Utah State	3-24	2-14
2006-07	Utah State	11-18	7-9
2007-08	Utah State	9-20	5-11
2008-09	Utah State	16-15	9-7
2009-10	Utah State	13-17	5-11
2010-11	^Utah State	18-15	10-6
2011-12	^Utah State	21-10	11-3
2012-13	#Fresno State	24-9	13-3
2013-14	#Fresno State	22-11	13-5
2014-15	^TCU	18-14	9-9
2015-16	^TCU	18-15	8-10
2016-17	TCU	12-18	4-14
2017-18	^TCU	21-12	9-9
15 seasons as head coach		225-234	117-146

NCAA Tournament | ^ WNIT | * first head coach after program reinstated following 25-year hiatus

ED AND RAE SCHOLLMAIER ARENA




Previously known as the Daniel-Meyer Coliseum, the facility underwent a \$72 million renovation that was completed during the 2015-16 season. The Schollmaier's provided the lead gift of \$10 million. The Daniel-Meyer name is still prominent as the entire area is known as the Daniel-Meyer Athletic Complex. The new building facade for the Ed and Rae Schollmaier Arena architecturally complements Amon G. Carter Stadium and the TCU campus.

ED AND RAE SCHOLLMAIER FACILITY FACTS

- \$72 Million Renovation
- Lowered Playing Surface
- Wider Concourses
- New Concession Stands
- Court Side Club Lounge
- Team Meeting Rooms
- Food Court
- TCU Athletics Hall of Fame
- Sport Offices
- New Locker Rooms
- Expanded Sports Medicine
- New Video Boards

HOMECOURT NOTES

- TCU is 32-16 inside Schollmaier Arena. The Frogs opened the new facility with a 76-47 win over Southern Utah in its final non-conference games in 2015-16.
- The Frogs are 53-20 at home overall under Raegan Pebley. That record includes games played in the University Recreation Center while Schollmaier Arena was under construction.
- TCU's loss to Texas A&M last season snapped a streak of 21 home wins against unranked opponents. The Frogs have won 59 of their last 64 home games against unranked opponents.
- All-time, TCU is 365-214 at home, including a 75-33 mark since joining the Big 12 in 2012-13.



BY THE NUMBERS

6

TCU is playing in its sixth WNIT and fourth in six seasons since joining the Big 12. The Frogs are 7-5 all-time in the tournament, advancing as far as the quarterfinals in 2008.

83.0

TCU's 80.3 scoring average in its first two WNIT games is the second best among the remaining 16 teams. TCU did so against Lamar and Missouri State who allow 61.4 and 62.8 per game, respectively.

EARLY ROUND DOMINANCE

• TCU has played excellent in its first two WNIT wins. TCU's 83.0 points per game and 23.5 scoring margin rank third. Here is a look at TCU's stats through two games...

Category	No.	Category	No.
Scoring off.	83.0	3FG pct.	.553
Scoring def.	59.5	3FG/game	10.5
FG pct.	.574	Opp. 3FG pct.	.298
Opp. FG pct.	.321	Assists/game	23.0

• The Frogs have won two games in the WNIT for the third time. TCU advanced to the third round in 2016 and the quarterfinals in 2008 in a 48-team field.

SEASON TO REMEMBER

- Now with 21 wins, TCU has won 20 for the 12th time in program history and first since winning 22 games in 2010-11.
- TCU's 9-9 Big 12 record is tied for its best in six seasons in the league, and its fifth place finish is its second best. TCU was 9-9 in 2014-15 with a four-way tie for third place.
- TCU had a seven-game winning streak in January, its longest win streak since 2010-11 when TCU won eight straight. It was TCU's longest conference win streak since winning seven straight in the Mountain West in 2007-08.
- TCU spent three weeks ranked in the AP and Coaches top-25 polls, their first rankings since November 2010. The Frogs were ranked in both polls for three consecutive weeks for the first time since 2003-04.
- TCU also played in its first Big 12 Championships semifinal after beating Oklahoma in the tournament's quarterfinals. TCU last played in a conference semifinal in 2011 in the Mountain West Tournament. The Frogs were the No. 2 seed and earned a bye directly into that semifinal. The last time TCU won a conference tournament quarterfinal was at the 2008 Mountain West Tournament.

FROGS OFFENSIVE POWER

- TCU's offense in 2017-18 has been arguably the best the Frogs have had under Raegan Pebley.
- In a Jan. 7 win over Texas Tech, TCU scored 93 points,

Stat	No.	Big 12	NCAA
Scoring	74.9	5	40
Points/100 possessions	102.2	4	49
FG percentage	.452	3	29
3FG percentage	.372	2	21
3FG per game	7.2	2	73
FT percentage	.757	1	34
True shooting	.551	2	21
Assists	16.8	2	19
Assist rate	63.1	2	42
Assist-turnover ratio	1.10	5	51

its most ever in a Big 12 game. The Frogs also set program Big 12 records with 27 assists and a 60.3 FG percentage.

- In Big 12 play, the Frogs are first in the league with a 35.9 3-point percentage, second with a 75.0 FT percentage and fourth with a 42.5 FG percentage.

AWAY FROM HOME

- TCU has won eight games away from Schollmaier Arena including five true road and two neutral site games.
- The eight wins away from home is TCU's best in its Big 12 era (since 2012-13) and most since winning eight in 2010-11. Seven of those were true road games.

ALL-BIG 12 SELECTIONS

- Amy Okonkwo, Jordan Moore and Kianna Ray all earned All-Big 12 honors for the Frogs. Okonkwo won the Big 12 Sixth Man Award and was an All-Big 12 Second Team selection. Moore and Ray were both named All-Big 12 Honorable Mention.
- This marks just the second time three Frogs earned All-Big 12 honors. Zahna Medley (First Team), Veja Hamilton (Honorable Mention) and Chelsea Prince (All-Defensive) all earned recognition in 2015.
- Okonkwo's Sixth Man Award is just the second Big 12 individual award for a Horned Frog. Chelsea Prince was the 2015 Big 12 Defensive Player of the Year.

MOVING THE BALL

- TCU's 16.8 assists per game ranks second in the Big 12 and 19th in the NCAA. The Frogs have assisted on 63.1 percent of their made field goals, second in the Big 12.
- TCU's 1.10 assist-turnover ratio would break the program record. The Frogs have never finished a season with an assist-turnover ratio over 1.00. The current school record of 0.99 was set in 2008-09.
- TCU is the only Big 12 team with three different players averaging 2.9 or more assists per game in Kianna Ray (3.7), Amber Ramirez (2.9) and Jayde Woods (2.9).

TCU FROM THE LINE

- TCU leads the Big 12 and ranks 29th in the NCAA in free throw shooting at 76.1 percent. The 75.8 percent would be the third best in TCU history.
- Of the seven Frogs with more than 1.0 FT/game, six shoot over 70 percent with three over 80 percent...

Player	FT-A	Pct.
Amy Okonkwo	112-126	.889
Amber Ramirez	46-54	.852
Toree Thompson	49-59	.831
Lauren Heard	57-75	.760
Kianna Ray	49-67	.731
Jordan Moore	80-114	.702
Jayde Woods	38-64	.594

- At 88.9 percent, Okonkwo sits first in the Big 12, 12th in the NCAA and second among autonomy conference players.

TCU FRESH WITH DEPTH

- TCU is the only Big 12 team without a player averaging over 27.0 minutes per game. In fact, every other team has at least one player averaging over 30.0 minutes per game. The Frogs have eight players that average over 19.0 minutes.
- TCU's bench has outscored its opponent in 32 of 33 games and averages 35.2 points per game, compared to opponents' 12.8 per game. The season opener against Oral Roberts is the only game in which TCU's bench hasn't outscored its opponent.
- The bench is anchored by Amy Okonkwo who is the Big 12 Sixth Man Award winner.

TOP 25 POLLS

ASSOCIATED PRESS TOP 25 (Mar. 12)

No.	Team	Rec.	Pts.	Last
1	UConn (32)	32-0	800	1
2	Baylor	31-1	743	2
3	Louisville	32-2	736	3
4	Mississippi State	32-1	720	4
5	Notre Dame	29-3	656	5
6	Oregon	30-4	640	6
7	South Carolina	26-6	616	7
8	Texas	26-6	588	8
9	UCLA	24-7	509	9
10	Ohio State	27-6	482	10
11	Florida State	25-6	463	11
12	Tennessee	24-7	426	12
13	Oregon State	23-7	419	13
14	Texas A&M	24-9	353	14
15	Stanford	22-10	347	15
16	Maryland	25-7	296	17
17	Missouri	24-7	292	16
18	Georgia	25-6	273	18
19	South Florida	26-7	237	19
20	Duke	22-8	186	20
21	NC State	24-8	172	21
22	Green Bay	29-3	131	22
23	Belmont	31-3	109	23
24	LSU	19-9	59	24
25	Mercer	30-2	48	25

OTHERS RECEIVING VOTES: Gonzaga 16, Iowa 14, Arizona State 14, Quinnipiac 12, DePaul 9, Minnesota 8, Oklahoma State 7, Central Michigan 6, California 4, Michigan 4, Florida Gulf Coast 3, West Virginia 2

USA TODAY COACHES TOP 25 (Mar. 12)

No.	Team	Rec.	Pts.	Last
1	UConn (32)	32-0	800	1
2	Baylor	31-1	757	2
3	Louisville	32-2	734	3
4	Mississippi State	32-1	700	4
5	Oregon	30-4	664	5
6	Notre Dame	29-3	646	6
7	South Carolina	26-6	617	7
8	Texas	26-6	571	8
9	UCLA	24-7	526	9
10	Ohio State	27-6	496	10
11	Florida State	25-6	483	11
12	Oregon State	23-7	428	12
13	Tennessee	24-7	407	13
14	Texas A&M	24-9	335	15
15	Missouri	24-7	332	14
16	Maryland	25-7	290	16
17	Georgia	25-6	280	17
18	Duke	22-8	253	18
19	Stanford	22-10	237	20
20	South Florida	26-7	224	19
21	Green Bay	29-3	184	21
22	NC State	24-8	134	22
23	DePaul	26-7	82	24
24	Mercer	30-2	81	23
25	Belmont	31-3	33	25

OTHERS RECEIVING VOTES: Florida Gulf Coast 25, Central Michigan 13, Miami (Fla.) 12, Syracuse 10, LSU 9, Michigan 9, Virginia 7, Marquette 5, Oklahoma State 5, Little Rock 3, Buffalo 2, Minnesota 2, Virginia Tech 2, UCF 1, Quinnipiac 1

TCU IN THE POLLS

Week	AP	COACHES
1 - 10 (Preseason - Jan. 8/9)	nr	nr
11 (Jan. 15/16)	RV	RV
12 (Jan. 22/23)	24	24
13 (Jan. 29/30)	22	22
14 (Feb. 5/6)	24	24
15 (Feb. 12/13)	RV	RV
16 (Feb. 19/20)	nr	nr
17 (Feb. 26/27)	nr	nr
18 (Mar. 5/6)	nr	nr
19 (Mar. 12/12)	nr	nr

WHAT TO WATCH FOR

- TCU's 21 wins are its most since winning 22 in 2010-11. This is the 12th 20-win season in program history.
- TCU is playing in its 15th postseason tournament in program history, all coming in the last 18 seasons.
- TCU is playing in its sixth WNIT, fourth in its six seasons since joining the Big 12. TCU is 7-5 all-time in the WNIT, including a 1-4 mark on the road. All five of those road games have been decided by eight points or less.
- TCU has advanced as far as the WNIT Quarterfinals once (2008). TCU has never won three games in one WNIT. TCU had to win just twice to make the quarterfinals in 2008 in a 48-team field.
- Eight of TCU's 12 WNIT games have been decided by eight points or less, including every road game and every loss.
- TCU's bench has outscored the opponent bench in 32 straight games. The season opener against Oral Roberts is the only game the Frogs have not done so. TCU is averaging over 35 bench points while opponents average 13.
- TCU is just 26 points away from breaking the program record for points in a season. TCU's current 74.9 scoring average ranks second in program history.
- TCU is also 113-pointers away from breaking the school record for a season.
- TCU already has the program record for assists with 555. TCU's 16.8 assists per game ranks first and program history. The Frogs need at least nine assists to ensure their season average stays as the program best.

OKONKWO'S CONSISTENCY

- Amy Okonkwo is the Frogs' leading scorer at 14.8 points per game, ranking 11th in the Big 12 despite averaging just 20.0 minutes per game. The 10 players ahead of her in scoring all average at least 28.0 minutes per game
- She has scored in double figures in 25 games with 20-plus in eight games and four double-doubles.
- She ranks 14th in the Big 12 in field goal percentage (50.9 percent) and first in free throw percentage (88.9). Only one player in Big 12 history (Danielle Robinson, Oklahoma, 2008-09) has finished a season with a field goal percentage above 50 and a free throw percentage above 90.
- Okonkwo was named MVP at the Warner Center Marriott Thanksgiving Classic after scoring 22 points with 11 rebounds in the championship game, marking TCU's only double-double this season.

MOORE IMPROVING

- Junior center Jordan Moore has shown consistent improvement throughout her TCU career. She ranks fourth in the Big 12 in field goal percentage and third in blocks. Her 59

	2017-18	2016-17	2015-16
Scoring	12.7	8.6	7.4
FG percentage	.554	.505	.483
FT percentage	.702	.541	.694
Rebounding	6.8	6.8	4.7
Blocks	1.9	1.4	1.8

blocked shots are eighth in a single-season in TCU history.

- Moore's career-high seven blocks against Oral Roberts were the most by a Frog since Latricia Lovings had seven against West Virginia on March 8, 2014, in a Big 12 Championships quarterfinal.

MOORE ON CAREER CHARTS

- Jordan Moore's 161 career blocks are the third most in

Rk.	Blocks	Name	Years
1	480	Sandora Irvin	2001-05
2	321	Latricia Lovings	2010-14
3	161	Jordan Moore	2015-17
4	157	Tiffany Evans	2000-04
5	71	Klara Bradshaw	2014-15

TCU history.

- Her 578 career rebounds rank 10th in TCU history. She is

Rk.	Rebounds	Name	Years
6	676	Tiffany Evans	2000-04
7	637	Stacy (Price) Francis	1994-98
8	594	Amy Bumsted	1990-94
9	579	Natasha Lacy	2003-06
10	578	Jordan Moore	2015-18

averaging a career-best 6.8 rebounds per game this season.

MOORE'S SCORING

- Jordan Moore has scored in double figures 20 times, including five games with at least 20 points. That is the most 20-point games by a TCU center since Sandora Irvin did so 20 times in her 2004-05 All-American season. Moore has narrowly missed three more 20-point games with 19 against Alabama, Texas and Kansas.
- Moore posted a career-high 28 points against Texas State, making 14-of-16 field goals. The 14 makes ties for the second most in program history and marks the most by a Horned Frog since Adrienne Ross had 14 (on 29 attempts) in an overtime loss at Florida on Dec. 16, 2007.

THOMPSON'S CAREER SEASON

- Senior Toree Thompson has made the most of her final season in Fort Worth, posting career bests in scoring,

	2017-18	2014-17
Scoring	8.9	7.2
FG percentage	.399	.360
3FG percentage	.407	.333
FT percentage	.831	.720
Assists	1.4	1.1
Double-figure scoring games	14	22

assists and all three percentages. She ranks fifth in the Big 12 at 39.3 percent from deep.

- She scored a TCU career-high 18 points at Oklahoma State in the final regular-season game of her career.

RAMIREZ NUMBERS UP

- Sophomore Amber Ramirez, who was the first McDonald's All-American signed in TCU history, has seen increases in all of her numbers from her freshman season.

	2017-18	2016-17
Scoring	10.7	8.3
FG percentage	.426	.342
3-pointers	62-157	39-106
3-point FG percentage	.395	.368
Assists	2.9	1.4
Games with 10+ points	18	7

- She scored a career-high 33 points and Big 12 record 11 3-pointers against Southeastern Louisiana.
- Ramirez ranks seventh in the Big 12 with 1.9 3-pointers per game and seventh at 39.5 percent from deep. She has posted four games with five or more 3-pointers.
- She has also posted at least five assists seven times and tied her career-high of seven assists four times.

BIG 12 STANDINGS

thru games played Mar. 19
I - NCAA Championships I ^ - Postseason WNIT

Team	Big 12	Overall
Baylor!	18-0 1.000	33-1 .971
Texas!	15-3 .833	28-6 .824
Oklahoma State!	11-7 .611	21-11 .656
Oklahoma!	11-7 .611	16-15 .516
TCU^	9-9 .500	22-12 .626
West Virginia^	8-10 .444	23-11 .676
Iowa State	7-11 .389	14-17 .452
Kansas State^	7-11 .389	18-15 .545
Kansas	3-15 .167	12-18 .400
Texas Tech	1-17 .056	7-23 .233

STATISTICAL RANKINGS

TEAM RANKINGS (THRU GAMES OF MAR. 19)

Category	Overall	B12	NCAA	Conf.	B12
Scoring Offense	74.9	5	40	71.6	5
Scoring Defense	70.8	8	297	73.9	8
Scoring Margin	+4.1	5	120	-2.4	6
FG Pct.	.452	3	29	.425	4
FG Pct. Defense	.413	7	243	.436	7
3FG Pct.	.372	2	21	.359	1
3FG Pct. Defense	.336	9	285	.337	8
3FG Made	7.2	2	73	6.8	4
FT Pct.	.757	1	34	.750	2
Rebounds	35.8	9	236	34.5	8
Rebound Defense	36.3	4	--	38.2	5
Rebound Margin	-0.5	7	194	-3.7	8
Offensive Rebounds	9.9	9	--	10.1	T8
Defensive Rebounds	25.9	8	--	24.4	8
Defensive Reb Pct.	.677	7	--	.665	7
Offensive Reb Pct.	.293	8	--	.280	7
Assists	16.8	2	19	14.2	5
Turnovers	15.3	8	143	15.2	7
Turnovers Forced	14.7	6	230	14.8	5
Turnover Margin	-0.6	8	204	-0.4	8
Assist/TO Ratio	1.10	5	51	0.93	6
Blocked Shots	5.0	2	25	4.1	T3
Steals	7.4	6	151	7.2	5

INDIVIDUAL RANKINGS (TOP 15 ONLY)

Jordan Moore	Overall	B12	NCAA	Conf.	B12
Rebounding	6.8	9	--	6.6	11
Field goal percentage	.554	4	32	.473	--
Free throw percentage	.702	--	--	.794	9
Blocked shots	1.9	3	61	1.6	4
Offensive rebounds	2.2	12	--	2.6	8
Defensive rebounds	4.6	10	--	4.0	14

Amy Okonkwo	Overall	B12	NCAA	Conf.	B12
Scoring	14.8	11	237	14.8	12
Rebounding	5.8	--	--	6.0	15
Field goal percentage	.509	14	67	.487	13
Free throw percentage	.889	1	12	.895	2
Offensive rebounds	2.2	14	--	2.2	T13

Amber Ramirez	Overall	B12	NCAA	Conf.	B12
Assists	2.9	13	--	2.4	--
3-point FG percentage	.395	7	--	.361	11
3-point FG made	1.9	7	242	1.4	--

Kianna Ray	Overall	B12	NCAA	Conf.	B12
Assists	3.7	8	206	3.1	9
Steals	1.3	--	--	1.5	15
Blocked shots	0.9	12	--	0.9	12
Assist-turnover ratio	1.9	7	87	1.7	7

Toree Thompson	Overall	B12	NCAA	Conf.	B12
3-point FG percentage	.407	5	--	.375	T4
3-point FG made	1.6	T13	--	1.5	--

Jayde Woods	Overall	B12	NCAA	Conf.	B12
Assists	2.9	14	--	2.9	13

ACADEMIC ALL-BIG 12

- Four Frogs were named Academic All-Big 12 on Feb. 15. Ella Hellessey and Kianna Ray earned first-team selections with Amy Okonkwo and Adeola Akomolafe earning second-team selections.
- First-team members must have a 3.20 or better GPA while the second team selections hold a 3.00 to 3.19 GPA. Freshmen and transfers are not eligible and players must have played in 60 percent of the team's games.
- TCU has now had 19 Academic All-Big 12 honors in Raegan Pebley's four seasons as head coach.

FROGS BEAT #7 TEXAS

- TCU snapped a 22-game losing streak against top-10 teams. The Frogs last win came on Dec. 12, 2009 against No. 10/5 Texas A&M. The win was the sixth in program history over a top-10 team for TCU.
- The win was just the third against Texas for the Frogs, but with all three coming since TCU joined the Big 12 in 2012-13. The Frogs are now 3-39 all-time against Texas.
- TCU shot 81.8 percent (9-of-11) from 3-point range, breaking TCU and Big 12 records for best percentage by a team with at least 10 attempts.

FROGS BEAT #15 WEST VIRGINIA

- TCU won consecutive games against ranked teams for just the second time in program history. The first came on Nov. 27 and Nov. 28, 2004 when TCU beat No. 3 Georgia and No. 13 Michigan State in Honolulu.
- TCU snapped a streak of 13 straight losses in road games against ranked teams. TCU last won on Feb. 5, 2014, at No. 23 Iowa State. The Frogs have now won just four true road games against ranked teams in program history.
- TCU won in Morgantown for the first time in program history after going winless in five previous tries. The Mountaineers had won five straight overall in the series with TCU's last win coming on Feb. 24, 2015.
- TCU, trailing by 18 points in the third quarter, overcame at least a 15-point deficit to win for the first time since winning at Texas Tech on Dec. 30, 2015.
- TCU played in overtime for the first time since March 22, 2015 at Southern Miss in the WNIT and TCU won an overtime game for the first time since Nov. 17, 2010 when it beat SMU.

REVENGE TOUR

- TCU lost its first three Big 12 games to West Virginia, Kansas and Oklahoma. The Frogs then beat all three during their seven-game winning streak.

MAGGIE DIXON CLASSIC

- TCU's game at Texas A&M was designated as the annual Maggie Dixon Classic.
- The Maggie Dixon Classic is played in honor of the late Maggie Dixon, sister of TCU men's head coach Jamie Dixon. Maggie died on April 6, 2006 of an arrhythmia, just weeks after leading Army to its first NCAA Tournament.
- The Classic began in 2006 when the inaugural event was played at Christl Arena in West Point. Jamie's Pittsburgh men's team played in that first Maggie Dixon Classic, and it has since featured all women's games.
- The event was then played at Madison Square Garden for nine straight seasons (through 2015). However, The Garden was unable to host last year or this year.
- Last season's Classic was played at St. John's Carnesecca Arena between St. John's and DePaul, where

Maggie was an assistant before becoming Army's head coach.

FROGS ROLL IN BIG 12/SEC CHALLENGE

- TCU got an 88-67 home win over Alabama in the Big 12/SEC Challenge last week, contributing to what ended up being a 5-5 tie between the two conferences.
- The Frogs scored 33 points in the third quarter on their way to a season-best 88 against an Alabama team that was allowing 52.7 entering the game.
- The win was TCU's first in the Big 12/SEC Challenge after losing a close game, 67-61, at LSU last season.
- This season marked fourth Big 12/SEC Challenge, and the second with all 10 Big 12 teams competing. The two previous Challenges featured two teams from each league with the conferences splitting the games each season.

Team	Note
18 3-pointers.....	Broke TCU record; tied Big 12 record
112 points.....	6th in TCU history
.....	Most since Feb. 13, 2004
.....	Most in regulation since Nov. 16, 2001
.....	First 100-point game since Feb. 10, 2010
.....	First regulation 100-point game since Nov. 15, 2009
62 second-half points.....	2nd in TCU history
45 point second-half margin.....	Broke TCU record
32 assists.....	2nd in TCU history
39 3-point attempts.....	Tied TCU record

Amber Ramirez	Note
113-pointers.....	Broke TCU and Big 12 records
17 3-point attempts.....	Broke TCU record

RECORD-SETTING GAME

- TCU's 112-62 win over Southeastern Louisiana was one to remember as the Frogs rewrote the record book.
- TCU broke a school record and tied a Big 12 record with 18 3-pointers. Amber Ramirez's 11 made 3-pointers broke the TCU and Big 12 records and fell just one shy of tying the NCAA record.
- The Frogs' 112 points were the sixth most in TCU history, the most since Feb. 13, 2004 and the most in regulation since Nov. 16, 2001. It was also TCU's first 100-point game since Feb. 10, 2010.
- TCU's 62 second-half points were the second most in program history, as was the 32 assists.

FROGS WIN IN CALIFORNIA

- On their longest road trip of the season, TCU won on back-to-back nights to take home the trophy at the Warner Center Marriott Thanksgiving Classic, hosted in Northridge, Calif., by CSUN. The Frogs beat Arizona in the tournament's semifinals, 68-59, then knocked off Idaho in the championship game, 86-76.
- Amy Okonkwo was named the tournament's MVP after scoring 22 points with 11 rebounds in the championship game. She had 12 points in the semifinal.
- Toree Thompson also earned a spot on the All-Tournament Team after scoring 14 points in both games, including hitting 4-of-4 3-pointers in the title game.

2018 SIGNING CLASS

- TCU signed four to NLIs during the NCAA's early signing period. All four will be true freshmen at TCU in 2018-19.
- Alex Crain (5'9" - G - McKinney, Texas)** - Two-time NCHC All-American for Dallas Thunder, a homeschool basketball organization ... National Offensive Player of the Year for all juniors last season ... Averaged 15 points, 8 rebounds, 3 assists and 2 steals per game.
- Yo'Myris Morris (6'2" - F - North Little Rock, Ark)**

- Rated a 4-star forward and the No. 88 overall player in the nation according to ESPNW Hoopgurlz ... No. 2-ranked overall player in Arkansas and the No. 15-ranked forward in the nation ... Averaged 14.5 points, 10.2 rebounds and 3.4 blocks per game as a junior.

- Becky Obinma (6'3" - C - Menifee, Calif.)** - No. 18-ranked post player in the nation and a CIF Division III State Champion ... CIF 2AA Player of the Year ... Orange County Register All-County team after averaging 10.6 points per game ... On the track is a Trinity League Champion in the 100-meters and 200-meters.
- Ryann Payne (5'6" - G - Valencia, Calif.)** - Rated a 4-star guard by Prospects Nation and the No. 11-ranked overall player in California ... No. 30-ranked guard in the nation ... Averaged 15.1 points, 4.1 assists and 2.7 steals per game last season ... Los Angeles Daily News All-Area Team.

FROGS DOWN UNDER

- TCU traveled to Australia in August for its foreign tour, as permitted once every four years by the NCAA. The TCU men's basketball team also traveled to Australia.
- The Frogs played four game while in Australia, posting a 4-0 record with an average margin of victory of nearly 30 points. The Frogs average 80.0 points per game and only allowed 51.8 per game.
- Jordan Moore led the Frogs with 13.0 points and 9.0 rebounds per game. Amber Ramirez was second on the team with 11.0 points and led TCU with 4.5 assists.
- TCU 80, HORNSBY SPIDERS 46** - A 27-point second quarter gave TCU control for good in its tour-opening win over the Hornsby Spiders at Kevin Betts Stadium in the Sydney suburb of Mount Druitt. Amy Okonkwo led three Frogs in double figures with 15 points. Jordan Moore grabbed 10 rebounds and had three blocks.
- TCU 73, CENTER OF EXCELLENCE 58** - TCU passed its biggest test of the tour with a win over Basketball Australia's COE, the country's premier basketball academy, at the Minto Indoor Sport Centre in the Sydney suburb of Minto. Amber Ramirez and Jordan Moore each scored 19 points, with Moore adding 11 rebounds for a double-double.
- TCU 79, NITP ALL-STAR 64** - The Frogs played another top-notch opponent in their third game, topping the NITP All-Stars at the Marcellin College Gym in Melbourne. Four players scored in double figures, led by Jordan Moore's 14 points. Freshman Lauren Heard added 11 points.
- TCU 88, KNOX RAIDERS 39** - TCU closed its tour with a fourth straight win, this one the most lopsided of the trip, a 49-point win over the Knox Raiders at the State Basketball Centre in Melbourne. Kianna Ray led the Frogs with 14 points, giving them four different leading scorers in four games.
- As part of the trip, TCU sophomore Ella Hellessey got to return home to Dromana, a Melbourne suburb. The TCU team and staff also spent an afternoon at Ella's family home. They also practiced at the same gym that Ella practiced in throughout her childhood.

FROGS HOT START

- At 9-2, TCU completed nonconference play with two or fewer losses for the first time since 2003-04 when they went 11-2. The Frogs had previously gone 8-3 in nonconference play in all three seasons under Raegan Pebley.

SISTER SHOWDOWN

- TCU senior Sydney Coleman got a special opportunity in TCU's exhibition win over Texas Wesleyan (also located in Fort Worth), she got to play against her sister, Taylor Coleman, who is a sophomore for the Lady Rams.
- The two, who had never played on two separate organized teams against each other, got to actually guard

POSTSEASON WNIT HISTORY

ROUND	DATE	VENUE (SITE)	OPPONENT	SCORE	W/L
2nd Round	March 23, 2008	Daniel-Meyer Coliseum (Fort Worth, Texas)	Boise State	85-56	W
3rd Round	March 26, 2008	United Spirit Arena (Lubbock, Texas)	Texas Tech	81-74	W
Quarterfinal	March 30, 2008	Coors Event Center (Boulder, Colo.)	Colorado	90-96 (OT)	L
1st Round	March 17, 2011	Daniel-Meyer Coliseum (Fort Worth, Texas)	Oral Roberts	74-78	L
1st Round	March 19, 2014	Coors Event Center (Boulder, Colo.)	Colorado	71-78	L
1st Round	March 19, 2015	University Rec Center (Fort Worth, Texas)	Stephen F. Austin	85-80	W
2nd Round	March 22, 2015	Reed Green Coliseum (Hattiesburg, Miss.)	Southern Miss	73-77 (OT)	L
1st Round	March 17, 2016	Ed and Rae Schollmaier Arena (Fort Worth, Texas)	UTRGV	97-73	W
2nd Round	March 17, 2016	Ed and Rae Schollmaier Arena (Fort Worth, Texas)	Eastern Michigan	85-81	W
3rd Round	March 24, 2016	Don Haskins Center (El Paso, Texas)	UTEP	71-79	L
1st Round	March 15, 2018	Ed and Rae Schollmaier Arena (Fort Worth, Texas)	Lamar	80-68	W
2nd Round	March 17, 2018	Ed and Rae Schollmaier Arena (Fort Worth, Texas)	Missouri State	86-51	W
3rd Round	March 22, 2018	Dreamstyle Arena (Albuquerque, N.M.)	New Mexico		

WNIT APPEARANCES

2008	2011	2014
2015	2016	2018

All-time Record.....	7-5
Home.....	6-1
Away.....	1-4

VS. OPPONENTS

Boise State.....	1-0	Southern Miss.....	0-1
Colorado.....	0-2	Stephen F. Austin.....	1-0
Eastern Michigan.....	1-0	Texas Tech.....	1-0
Lamar.....	1-0	UTEP.....	0-1
Missouri State.....	1-0	UTRGV.....	1-0
New Mexico.....	0-0		
Oral Roberts.....	0-1		

Second Round / March 23, 2008 / Daniel-Meyer Coliseum / Fort Worth, Texas

	BOISE STATE	56
TCU		85

Boise State 56 • 24-8, 14-2 WAC															
Player		Total			3-Ptr		Rebounds								
		FG	FGA	FT	FTA	Off	Def	PF	TP	A	TO	BK	Shl	Min	
02	Lee, Jackie	1	3	0	0	0	3	4	2	1	2	1	1	22	
20	Galassi, Jenna	4	7	0	0	0	3	4	8	1	3	0	0	29	
40	Walker, Ja'Lara	0	3	1	2	0	8	10	3	1	3	1	0	20	
12	Harris, Tasha	0	11	3	4	0	1	4	5	3	25	1	5	0	31
15	Thompson, Jessica	2	9	1	3	1	1	2	1	9	3	2	0	3	25
13	Malone, Jenna	0	3	0	2	2	2	0	0	2	0	1	0	1	13
21	Rima, Melissa	0	4	0	1	1	2	2	4	1	1	0	2	1	13
22	Moore, Brittany	2	5	2	5	0	0	0	0	7	0	2	0	0	16
12	Mosler, Sierra	1	3	0	3	0	1	1	0	1	1	0	0	1	15
40	Stewart, Amanda	0	0	0	0	0	0	0	1	2	2	0	0	0	10
Team						0	3	3							
Totals		21	51	6	16	8	15	29	56	10	26	3	6	200	

FG % 1st Half: 8-25 32.0%	2nd half: 13-26 50.0%	Game: 21-51 41.2%	Deatball
3FG % 1st Half: 2-8 25.0%	2nd half: 4-8 50.0%	Game: 6-16 37.5%	Rebounds
FT % 1st Half: 4-9 44.4%	2nd half: 4-6 66.7%	Game: 8-15 53.3%	5

TCU 85 • 22-11, 13-3 MWC															
##	Player	Total FG	3-PT FG	FT	Rebounds	PF	TP	A	To	Bk	Shl	Min			
		FGA	FGA	FTA	Off	Def	FTA	PF	TP	A	Bk	Shl			
04	SVERISDOTTIR, Hele	3-9	2-4	1-2	2	3	5	0	9	0	2	0	1	22	
04	BUTLER-RAYFORD, Lori	7-13	2-3	0-0	7	6	13	3	21	5	1	3	1	27	
42	GAROUTTE, Mich	2-6	0-0	1-2	0	4	0	5	1	0	0	1	1	16	
10	KNIGHT, Monika	0-2	0-1	2-2	1	2	3	2	7	1	0	2	2	27	
13	ROSS, Adrienne	8-16	4-6	2-6	2	1	3	22	2	0	0	0	1	28	
11	RODEN, Helen	5-10	1-2	0-0	1	4	5	0	11	3	2	0	1	19	
15	CARTER, Emily	2-5	0-3	0-0	0	0	0	0	0	4	1	1	0	12	
13	MOORE, Shavyn	1-3	1-2	0-0	1	1	0	1	3	0	0	0	1	6	
32	NUNN, Danielle	3-6	0-0	0-0	2	5	7	2	6	2	4	0	1	23	
40	LOHSE, Jenna	1-3	0-0	0-0	0	1	0	1	2	0	1	0	1	14	
55	YOUNGER, Micaela	0-0	0-0	0-0	0	0	0	1	0	0	0	0	0	6	
Team					0	4	4								
Totals		32-73	10-21	11-21	19	26	45	16	85	20	15	0	16	200	

FG % 1st Half: 17-41 41.5%	2nd half: 32-73 43.8%	Game: 32-73 43.8%	Deatball
3FG % 1st Half: 4-11 36.4%	2nd half: 6-14 42.9%	Game: 10-25 40.0%	Rebounds
FT % 1st Half: 7-13 53.8%	2nd half: 4-8 50.0%	Game: 11-21 52.4%	3

Officials: Technical fouls: Boise State-None. TCU-None.
Attendance: 771
Women's National Invitation Tournament Round 2

Score by periods		1st	2nd	3rd	4th	Total
Boise State		22	34	5	56	
TCU		45	40	85		

Last FG - BSU 2nd-01:41, TCU 2nd-03:14.
Largest lead - BSU by 5 1st-18:41, TCU by 31 2nd-01:05.
BSU led for 03:05, TCU led for 35:55. Game was tied for 03:00.

Score tied - 1 time.
Lead changed - 1 time.

First Round / March 17, 2011 / Daniel-Meyer Coliseum / Fort Worth, Texas

	ORAL ROBERTS	78
TCU		74

Oral Roberts 78 • 22-10															
		Total		3-Ptr		Rebounds									
##	Player	FG	FGA	FT	FTA	Off	Def	TP	PF	TP	A	Bk	Shl	Min	
20	PYLE, Jordan	10-14	0-0	0-0	5	8	13	1	20	3	1	0	1	0	31
40	CARVER, Amber	2-2	0-0	0-0	2	2	4	1	4	1	1	0	1	0	10
01	CERCOL, Priscilla	2-6	1-4	2-2	1	0	1	0	14	6	9	6	0	0	27
40	JONES, Georgia	1-7	1-4	0-0	0	5	5	1	3	1	3	0	1	0	28
15	LUPER, Kevi	8-25	2-8	8-12	5	2	7	4	26	1	3	0	5	35	
10	CRISP, Delisa	0-1	1-3	0-0	0	1	1	1	3	0	0	0	0	0	6
13	BUCK, Savannah	2-9	0-1	0-1	1	2	3	1	4	2	3	0	1	19	
22	BIGHAM, Jaci	1-2	1-1	0-0	0	1	1	2	3	0	2	0	0	11	
32	ALLEN, Dominique	4-9	0-0	1-4	3	7	10	2	9	0	2	1	1	31	
	Team					4	3	7							
Totals		31-77	6-21	10-19	21	31	52	17	78	19	19	1	11	200	

FG % 1st Half: 15-36 41.7%	2nd half: 16-41 39.0%	Game: 31-77 40.3%	Deatball
3FG % 1st Half: 3-14 21.4%	2nd half: 3-12 25.0%	Game: 6-26 23.1%	Rebounds
FT % 1st Half: 5-10 50.0%	2nd half: 5-9 55.6%	Game: 10-19 52.6%	4

TCU 74 • 22-11		Total		3-Ptr		Rebounds		PF		TP		A		Bk		Shl		Min	
##	Player	FG	FGA	FT	FTA	Off	Def	TP	FTA	PF	TP	A	Bk	Shl	Min				
22	CRISP, Delisa	1	4-8	3-6	0-0	5	8	13	2	11	0	3	1	2	34				
42	RENTSCHLER, Rachel	1	2-6	1-3	0-0	0	0	2	5	1	1	5	0	31					
40	GAROUTTE, Mich	1	5-13	0-0	2-2	3	4	7	1	12	2	0	0	26					
04	SVERISDOTTIR, Helen	1	4-11	2-6	6-9	3	2	5	16	11	6	0	3	38					
15	CARTER, Emily	1	0-12	6-16	4-4	0	6	6	30	6	3	0	2	39					
05	HENSON, Meagan	1	0-1	0-1	0-0	1	1	0	1	0	0	0	1	0	4				
40	LOVINGS, Latricia	1	4-4	0-0	0-0	1	2	2	0	0	0	0	0	1	11				
32	GARCIA, Aron	1	0-0	0-0	0-0	0	0	0	0	0	0	0	0	0	1				
33	WYNN, Briesha	1	3-3	0-1	0-0	2	2	4	0	1	4	2	0	16					
	Team	1				1	2												
Totals		25	68	12-33	12-15	13	30	45	16	74	21	20	8	8	200				

FG % 1st Half: 13-36 36.1%	2nd half: 12-32 37.5%	Game: 25-68 36.8%	Deatball
3FG % 1st Half: 8-22 36.4%	2nd half: 4-11 36.4%	Game: 12-33 36.4%	Rebounds
FT % 1st Half: 3-4 75.0%	2nd half: 9-11 81.8%	Game: 12-15 80.0%	2

Officials: Gar Parrish, Laura Porter, Julie Sharp
Technical fouls: Oral Roberts-None. TCU-None.
Attendance: 615

Score by periods		1st	2nd	3rd	4th	Total
Oral Roberts		38	40	78		
TCU		37	37	74		

Last FG - ORUW 2nd-03:11, TCU 2nd-00:03.
Largest lead - ORUW by 13 2nd-08:11, TC by 6 1st-11:33.
ORUW led for 26:19, TCU led for 12:53. Game was tied for 03:08.

Score tied - 2 times.
Lead changed - 6 times.

Second Round / March 22, 2015 / Reed Green Coliseum / Hattiesburg, Miss.


	TCU	73
SOUTHERN MISS		77

TCU 73 • 18-14																
		Total			3-Ptr			Rebounds			PF			A To Bk Stl Min		
##	Player	FG	FGA	FT	FTA	Off	Def	TP	FTA	PF	TP	A	To	Bk	Stl	Min
04	Prince, Chelsea	2-9	1-5	8-10	2	9	11	3	13	4	5	0	1	4	4	22
15	Butts, Jada	3-9	0-5	0-0	0	3	6	4	6	3	2	1	0	4	1	41
05	Hamilton, Vele	2-11	0-0	0-0	0	5	5	3	4	5	0	0	5	0	5	32
04	Medley, Natalie	9-16	6-12	6-6	2	4	6	1	26	3	4	1	1	1	4	22
24	Ventress, Natalie	2-12	0-7	2-3	6	3	9	5	6	2	4	0	1	0	1	41
23	Alix, AJ	0-0	0-0	0-0	0	0	0	0	0	1	0	0	0	0	0	04
09	COVINE, Alex	1-3	0-2	0-0	0	2	5	8	3	13	0	1	0	0	1	19
45	Ndao, Aiche	2-3	0-0	1-1	1	1	2	3	5	0	1	0	0	0	0	18
Team						23	67	10	33	17	20	4	1	1	1	1
Totals		23-67	10-33	17-20	16	32	48	27	73	28	20	4	1	22	225	

FG % 1st Half: 1

POSTSEASON WNIT HISTORY

First Round / March 17, 2016 / Ed and Rae Schollmaier Arena / Fort Worth, Texas



UT Rio Grande Valley 73 • 19-14

Player	FG	FGA	FT	FTA	Off	Def	TP	TPA	A	TB	Stl	Min	
02 Kjartansdottir, Hild	2-10	0-4	1-2	1	3	4	3	3	0	2	29		
11 Maldonado, Anushka	4-11	4-4	3-3	1	3	4	5	12	0	3	1	26	
01 Peters, Bernessa	4-10	3-8	4-4	2	4	3	15	1	1	0	3	28	
10 Goff, Shawnte'	4-11	4-8	2-2	0	2	1	14	1	4	0	33		
24 Preston, Rickell	6-9	0-0	1-2	3	3	6	13	4	0	3	0	29	
03 Villanar, Angela	1-2	1-1	0-2	1	0	1	5	0	0	1	1	4	
04 Turk, Idil	2-5	1-3	2-3	0	0	0	7	1	2	0	1	11	
15 Hyman, Nichole	1-4	0-2	0-2	0	0	0	1	2	0	1	0	14	
23 Mercilla, Micheline	0-0	0-0	0-0	0	1	1	0	0	0	0	0	4	
32 Havili, Lile	0-2	0-0	0-0	1	0	1	1	0	0	0	0	3	
41 Murphy, Tristan	0-2	0-0	0-0	2	2	3	0	1	0	1	0	14	
44 Van Tilburg, Laura	0-0	0-0	0-0	0	0	1	0	0	0	0	0	5	
Team													
Totals	24-63	10-30	15-22	12	21	33	18	73	10	19	2	131	200

FG % 1st Half: 11-32 34.4% 2nd Half: 13-31 41.9% Game: 24-63 38.1%
 3FG % 1st Half: 6-17 35.3% 2nd Half: 4-13 30.8% Game: 10-30 33.3%
 FT % 1st Half: 4-5 80.0% 2nd Half: 11-17 64.7% Game: 15-22 68.2%

TCU 97 • 17-14

Player	Total	3-Ptr	Rebounds	FG	FT	A	TB	Stl	Min				
	F	M	F	F	P	F	T						
15 Butts, Jada	3-6	0-3	1-4	3	6	2	5	4	0	2	24		
55 Willie, Carol	0-1	0-0	2-2	1	3	4	2	2	2	1	17		
03 Hamilton, Vela	6-12	0-0	3-4	1	4	0	15	3	1	0	29		
14 Medley, Zahna	6-13	5-10	4-4	1	3	4	1	21	5	3	0	28	
23 Alix, AJ	8-11	4-6	0-0	2	2	4	2	20	9	3	1	31	
01 Thompson, Torree	4-7	2-4	5-8	0	4	15	0	5	0	1	18		
21 Coleman, Sydney	2-9	0-0	0-0	0	0	2	0	0	0	0	9		
00 Moore, Jordan	1-2	0-0	0-0	2	3	5	3	14	0	1	2	16	
24 Diaz, Caitlin	0-0	0-0	0-0	0	0	0	0	0	0	0	0	2	
40 Landford, Hattie	1-2	0-0	0-0	0	0	1	0	1	0	0	0	5	
43 Ferguson, Claire	1-2	0-0	1-2	1	2	3	1	0	1	0	0	5	
Team	35-65	11-25	16-24	13	30	43	20	97	23	18	6	14	200

FG % 1st Half: 17-32 53.1% 2nd Half: 18-33 54.5% Game: 35-65 53.8%
 3FG % 1st Half: 6-17 35.3% 2nd Half: 4-13 30.8% Game: 10-30 33.3%
 FT % 1st Half: 8-10 80.0% 2nd Half: 8-14 57.1% Game: 16-24 66.7%

Officials: Bill Larence, Chaney Muech, D'lynn Schertz
 Technical fouls: UT Rio Grande Valley-None. TCU-None.
 Attendance: 910

2016 Postseason Women's NIT (Opening Round)

Score by periods	1st	2nd	3rd	4th	Total
UT Rio Grande Valley	10	21	18	13	62
TCU	21	28	33	15	97

Last FG - UTRGV 4th-01:57, TCU 4th-00:57.
 Largest lead - UTRGV by 2 at 01:08:59, TCU by 31 4th-09:41.
 UTRGV led for 04:16, TCU led for 33:56. Game was tied for 01:46.

Score tied - 1 time.
 Last changed - 6 times.

Points In Off 2nd Fast
 TCU 22 24 17 15 34

Points In Off 2nd Fast
 TCU 22 24 17 15 34

Points In Off 2nd Fast
 TCU 22 24 17 15 34

Points In Off 2nd Fast
 TCU 22 24 17 15 34

Points In Off 2nd Fast
 TCU 22 24 17 15 34

Points In Off 2nd Fast
 TCU 22 24 17 15 34

Points In Off 2nd Fast
 TCU 22 24 17 15 34

Points In Off 2nd Fast
 TCU 22 24 17 15 34

Points In Off 2nd Fast
 TCU 22 24 17 15 34

Points In Off 2nd Fast
 TCU 22 24 17 15 34

Points In Off 2nd Fast
 TCU 22 24 17 15 34

Points In Off 2nd Fast
 TCU 22 24 17 15 34

Points In Off 2nd Fast
 TCU 22 24 17 15 34

Points In Off 2nd Fast
 TCU 22 24 17 15 34

Points In Off 2nd Fast
 TCU 22 24 17 15 34

Points In Off 2nd Fast
 TCU 22 24 17 15 34

Points In Off 2nd Fast
 TCU 22 24 17 15 34

Points In Off 2nd Fast
 TCU 22 24 17 15 34

Points In Off 2nd Fast
 TCU 22 24 17 15 34

Points In Off 2nd Fast
 TCU 22 24 17 15 34

Points In Off 2nd Fast
 TCU 22 24 17 15 34

Points In Off 2nd Fast
 TCU 22 24 17 15 34

Points In Off 2nd Fast
 TCU 22 24 17 15 34

Points In Off 2nd Fast
 TCU 22 24 17 15 34

Points In Off 2nd Fast
 TCU 22 24 17 15 34

Points In Off 2nd Fast
 TCU 22 24 17 15 34

Points In Off 2nd Fast
 TCU 22 24 17 15 34

Points In Off 2nd Fast
 TCU 22 24 17 15 34

Points In Off 2nd Fast
 TCU 22 24 17 15 34

Points In Off 2nd Fast
 TCU 22 24 17 15 34

Points In Off 2nd Fast
 TCU 22 24 17 15 34

Points In Off 2nd Fast
 TCU 22 24 17 15 34

Points In Off 2nd Fast
 TCU 22 24 17 15 34

Points In Off 2nd Fast
 TCU 22 24 17 15 34

Points In Off 2nd Fast
 TCU 22 24 17 15 34

Points In Off 2nd Fast
 TCU 22 24 17 15 34

Points In Off 2nd Fast
 TCU 22 24 17 15 34

Points In Off 2nd Fast
 TCU 22 24 17 15 34

Points In Off 2nd Fast
 TCU 22 24 17 15 34

Points In Off 2nd Fast
 TCU 22 24 17 15 34

Points In Off 2nd Fast
 TCU 22 24 17 15 34

Points In Off 2nd Fast
 TCU 22 24 17 15 34

Points In Off 2nd Fast
 TCU 22 24 17 15 34

Points In Off 2nd Fast
 TCU 22 24 17 15 34

Points In Off 2nd Fast
 TCU 22 24 17 15 34

Points In Off 2nd Fast
 TCU 22 24 17 15 34

Points In Off 2nd Fast
 TCU 22 24 17 15 34

Points In Off 2nd Fast
 TCU 22 24 17 15 34

Points In Off 2nd Fast
 TCU 22 24 17 15 34

Points In Off 2nd Fast
 TCU 22 24 17 15 34

Points In Off 2nd Fast
 TCU 22 24 17 15 34

Points In Off 2nd Fast
 TCU 22 24 17 15 34

First Round / March 19, 2016 / Ed and Rae Schollmaier Arena / Fort Worth, Texas



Eastern Michigan 81 • 22-12

	Player	FG-FGA	FG-FGA	FT-FTA	Off	Def	Total	PF	TP	A	T	Bk	Stl	Min
15	BALDWIN, Chanise	10-14	0-0	6-7	7	6	13	3	26	1	1	4	2	37
13	MORTON, Janay	6-13	5-9	3-3	0	2	2	1	20	4	2	0	6	35
11	Webb, Phillis	3-10	1-3	0-0	2	2	4	0	7	3	2	0	0	31
22	DEANS, Shyenna	0-5	0-0	0-0	2	3	5	5	0	4	4	2	25	
24	SWEENEY, Cha	7-22	3-10	7-8	1	5	6	2	24	5	3	0	4	40
02	DALLEY, Sasha	0-1	0-0	0-0	0	0	0	2	0	0	1	0	1	8
03	KESLEY, Tori	0-0	0-0	0-0	0	1	1	0	0	0	0	0	0	5
21	EASLEY, Rachel	2-4	0-0	0-1	1	2	3	4	1	1	1	0	19	
	Team													
	Totals	28-69	9-22	16-19	14	22	36	17	81	18	14	5	15	200
	3FG 1st Half: 11-35	31.4%	2nd Half: 17-34	50.0%	Game: 28-69	40.6%								Deadball
	3FG 1st Half: 6-10	60.0%	2nd Half: 6-10	50.0%	Game: 9-22	40.9%								Rebounds

FG % 1st Half: 11-35 31.4% 2nd Half: 17-34 50.0% Game: 28-69 40.6%
 3FG % 1st Half: 3-10 30.0% 2nd Half: 6-12 50.0% Game: 9-22 40.9%
 FT % 1st Half: 5-6 83.3% 2nd Half: 11-13 84.6% Game: 16-19 84.2%

TCU 85 • 18-14

15 Butts, Jada	3-7	1-2	3-4	1	2	3	2	10	3	3	0	2	31
55 Willie, Carol	0-1	0-0	0-0	0	1	1	2	1	1	1	0	17	
03 Hamilton, Vela	9-14	0-0	0-0	4	4	0	18	7	2	0	1	32	
14 Medley, Zahna	6-14	2-9	5-6	0	4	4	12	5	0	0	0	32	
23 Alix, AJ	7-13	7-10	2-2	0	2	3	23	5	0	5	30		
01 Thompson, Torree	4-8	2-5	1-1	1	1	2	11	2	2	0	0	17	
00 Moore, Jordan	0-1	0-0	0-0	2	8	10	4	1	1	6	0	22	
24 Diaz, Caitlin	4-5	0-0	0-1	4	3	7	8	1	0	2	1	19	
Team	31-65	12-26	11-14	12	29	41	16	85	25	20	9	9	200
Totals	31-65	12-26	11-14	12	29	41	16	85	25	20	9	9	200

FG % 1st Half: 18.37 50.0% 2nd Half: 13.28 46.4% FG % 1st Half: 18.37 50.0% 2nd Half: 13.28 46.4%

FT % 1st Half: 0.0 0.0% 2nd Half: 11.11 84.6% FT % 1st Half: 0.0 0.0% 2nd Half: 11.11 84.6%

PF's 1st Half: 18.37 50.0% 2nd Half: 13.28 46.4% PF's 1st Half: 18.37 50.0% 2nd Half: 13.28 46.4%

FF's 1st Half: 0.0 0.0% 2nd Half: 11.11 84.6% FF's 1st Half: 0.0 0.0% 2nd Half: 11.11 84.6%

FF's 1st Half: 0.0 0.0% 2nd Half: 11.11 84.6% FF's 1st Half: 0.0 0.0% 2nd Half: 11.11 84.6%

FF's 1st Half: 0.0 0.0% 2nd Half: 11.11 84.6% FF's 1st Half: 0.0 0.0% 2nd Half: 11.11 84.6%

FF's 1st Half: 0.0 0.0% 2nd Half: 11.11 84.6% FF's 1st Half: 0.0 0.0% 2nd Half: 11.11 84.6%

FF's 1st Half: 0.0 0.0% 2nd Half: 11.11 84.6% FF's 1st Half: 0.0 0.0% 2nd Half: 11.11 84.6%

FF's 1st Half: 0.0 0.0% 2nd Half: 11.11 84.6% FF's 1st Half: 0.0 0.0% 2nd Half: 11.11 84.6%

FF's 1st Half: 0.0 0.0% 2nd Half: 11.11 84.6% FF's 1st Half: 0.0 0.0% 2nd Half: 11.11 84.6%

FF's 1st Half: 0.0 0.0% 2nd Half: 11.11 84.6% FF's 1st Half: 0.0 0.0% 2nd Half: 11.11 84.6%

FF's 1st Half: 0.0 0.0% 2nd Half: 11.11 84.6% FF's 1st Half: 0.0 0.0% 2nd Half: 11.11 84.6%

FF's 1st Half: 0.0 0.0% 2nd Half: 11.11 84.6% FF's 1st Half: 0.0 0.0% 2nd Half: 11.11 84.6%

FF's 1st Half: 0.0 0.0% 2nd Half: 11.11 84.6% FF's 1st Half: 0.0 0.0% 2nd Half: 11.11 84.6%

FF's 1st Half: 0.0 0.0% 2nd Half: 11.11 84.6% FF's 1st Half: 0.0 0.0% 2nd Half: 11.11 84.6%

FF's 1st Half: 0.0 0.0% 2nd Half: 11.11 84.6% FF's 1st Half: 0.0 0.0% 2nd Half: 11.11 84.6%

FF's 1st Half: 0.0 0.0% 2nd Half: 11.11 84.6% FF's 1st Half: 0.0 0.0% 2nd Half: 11.11 84.6%

FF's 1st Half: 0.0 0.0% 2nd Half: 11.11 84.6% FF's 1st Half: 0.0 0.0% 2nd Half: 11.11 84.6%

FF's 1st Half: 0.0 0.0% 2nd Half: 11.11 84.6% FF's 1st Half: 0.0 0.0% 2nd Half: 11.11 84.6%

FF's 1st Half: 0.0 0.0% 2nd Half: 11.11 84.6% FF's 1st Half: 0.0 0.0% 2nd Half: 11.11 84.6%

FF's 1st Half: 0.0 0.0% 2nd Half: 11.11 84.6% FF's 1st Half: 0.0 0.0% 2nd Half: 11.11 84.6%

FF's 1st Half: 0.0 0.0% 2nd Half: 11.11 84.6% FF's 1st Half: 0.0 0.0% 2nd Half: 11.11 84.6%

FF's 1st Half: 0.0 0.0% 2nd Half: 11.11 84.6% FF's 1st Half: 0.0 0.0% 2nd Half: 11.11 84.6%

FF's 1st Half: 0.0 0.0% 2nd Half: 11.11 84.6% FF's 1st Half: 0.0 0.0% 2nd Half: 11.11 84.6%

FF's 1st Half: 0.0 0.0% 2nd Half: 11.11 84.6% FF's 1st Half: 0.0 0.0% 2nd Half: 11.11 84.6%

FF's 1st Half: 0.0 0.0% 2nd Half: 11.11 84.6% FF's 1st Half: 0.0 0.0% 2nd Half: 11.11 84.6%

FF's 1st Half: 0.0 0.0% 2nd Half: 11.11 84.6% FF's 1st Half: 0.0 0.0% 2nd Half: 11.11 84.6%

FF's 1st Half: 0.0 0.0% 2nd Half: 11.11 84.6% FF's 1st Half: 0.0 0.0% 2nd Half: 11.11 84.6%

FF's 1st Half: 0.0 0.0% 2nd Half: 11.11 84.6% FF's 1st Half: 0.0 0.0% 2nd Half: 11.11 84.6%

FF's 1st Half: 0.0 0.0% 2nd Half: 11.11 84.6% FF's 1st Half: 0.0 0.0% 2nd Half: 11.11 84.6%

FF's 1st Half: 0.0 0.0% 2nd Half: 11.11 84.6% FF's 1st Half: 0.0 0.0% 2nd Half: 11.11 84.6%

FF's 1st Half: 0.0 0.0% 2nd Half: 11.11 84.6% FF's 1st Half: 0.0 0.0% 2nd Half: 11.11 84.6%

FF's 1st Half: 0.0 0.0% 2nd Half: 11.11 84.6% FF's 1st Half: 0.0 0.0% 2nd Half: 11.11 84.6%

FF's 1st Half: 0.0 0.0% 2nd Half: 11.11 84.6% FF's 1st Half: 0.0 0.0% 2nd Half: 11.11 84.6%

FF's 1st Half: 0.0 0.0% 2nd Half: 11.11 84.6% FF's 1st Half: 0.0 0.0% 2nd Half: 11.11 84.6%

FF's 1st Half: 0.0 0.0% 2nd Half: 11.11 84.6% FF's 1st Half: 0.0 0.0% 2nd Half: 11.11 84.6%

FF's 1st Half: 0.0 0.0% 2nd Half: 11.11 84.6% FF's 1st Half: 0.0 0.0% 2nd Half: 11.11 84.6%

FF's 1st Half: 0.0 0.0% 2nd Half: 11.11 84.6% FF's 1st Half: 0.0 0.0% 2nd Half: 11.11 84.6%

FF's 1st Half: 0.0 0.0% 2nd Half: 11.11 84.6% FF's 1st Half: 0.0 0.0% 2nd Half: 11.11 84.6%

FF's 1st Half: 0.0 0.0% 2nd Half: 11.11 84.6% FF's 1st Half: 0.0 0.0% 2nd Half: 11.11 84.6%

FF's 1st Half: 0.0 0.0% 2nd Half: 11.11 84.6% FF's 1st Half: 0.0 0.0% 2nd Half: 11.11 84.6%

FF's 1st Half: 0.0 0.0% 2nd Half: 11.11 84.6% FF's 1st Half: 0.0 0.0% 2nd Half: 11.11 84.6%

FF's 1st Half: 0.0 0.0% 2nd Half: 11.11 84.6% FF's 1st Half: 0.0 0.0% 2nd Half: 11.11 84.6%

FF's 1st Half: 0.0 0.0% 2nd Half: 11.11 84.6% FF's 1st Half: 0.0 0.0% 2nd Half: 11.11 84.6%

FF's 1st Half: 0.0 0.0% 2nd Half: 11.11 84.6% FF's 1st Half: 0.0 0.0% 2nd Half: 11.11 84.6%

FF's 1st Half: 0.0 0.0% 2nd Half: 11.11 84.6% FF's 1st Half: 0.0 0.0% 2nd Half: 11.11 84.6%

FF's 1st Half: 0.0 0.0% 2nd Half: 11.11 84.6% FF's 1st Half: 0.0 0.0% 2nd Half: 11.11 84.6%

FF's 1st Half: 0.0 0.0% 2nd Half: 11.11 84.6% FF's 1st Half: 0.0 0.0% 2nd Half: 11.11 84.6%

FF's 1st Half: 0.0 0.0% 2nd Half: 11.11 84.6% FF's 1st Half: 0.0 0.0% 2nd Half: 11.11 84.6%

FF's 1st Half: 0.0 0.0% 2nd Half: 11.11 84.6% FF's 1st Half: 0.0 0.0% 2nd Half: 11.11 84.6%

FF's 1st Half: 0.0 0.0% 2nd Half: 11.11 84.6% FF's 1st Half: 0.0 0.0% 2nd Half: 11.11 84.6%

FF's 1st Half: 0.0 0.0% 2nd Half: 11.11 84.6% FF's 1st Half: 0.0 0.0% 2nd Half: 11.11 84.6%

FF's 1st Half: 0.0 0.0% 2nd Half: 11.11 84.6% FF's 1st Half: 0.0 0.0% 2nd Half: 11.11 84.6%

FF's 1st Half: 0.0 0.0% 2nd Half: 11.11 84.6% FF's 1st Half: 0.0 0.0% 2nd Half: 11.11 84.6%

FF's 1st Half: 0.0 0.0% 2nd Half: 11.11 84.6% FF's 1st Half: 0.0 0.0% 2nd Half: 11.11 84.6%

FF's 1st Half: 0.0 0.0% 2nd Half: 11.11 84.6% FF's 1st Half: 0.0 0.0% 2nd Half: 11.11 84.6%

FF's 1st Half: 0.0 0.0% 2nd Half: 11.11 84.6% FF's 1st Half: 0.0 0.0% 2nd Half: 11.11 84.6%

FF's 1st Half: 0.0 0.0% 2nd Half: 11.11 84.6% FF's 1st Half: 0.0 0.0% 2nd Half: 11.11 84.6%

FF's 1st Half: 0.0 0.0% 2nd Half: 11.11 84.6% FF's 1st Half: 0.0 0.0% 2nd Half: 11.11 84.6%

FF's 1st Half: 0.0 0.0% 2nd Half: 11.11 84.6% FF's 1st Half: 0.0 0.0% 2nd Half: 11.11 84.6%

FF's 1st Half: 0.0 0.0% 2nd Half: 11.11 84.6% FF's 1st Half: 0.0 0.0% 2nd Half: 11.11 84.6%

FF's 1st Half: 0.0 0.0% 2nd Half: 11.11 84.6% FF's 1st Half: 0.0 0.0% 2nd Half: 11.11 84.6%

FF's 1st Half: 0.0 0.0% 2nd Half: 11.11 84.6% FF's 1st Half: 0.0 0.0% 2nd Half: 11.11 84.6%

FF's 1st Half: 0.0 0.0% 2nd Half: 11.11 84.6% FF's 1st Half: 0.0 0.0% 2nd Half: 11.11 84.6%

FF's 1st Half: 0.0 0.0% 2nd Half: 11.11 84.6% FF's 1st Half: 0.0 0.0% 2nd Half: 11.11 84.6%

FF's 1st Half: 0.0 0.0% 2nd Half: 11.11 84.6% FF's 1st Half: 0.0 0.0% 2nd Half: 11.11 84.6%

FF's 1st Half: 0.0 0.0% 2nd Half: 11.11 84.6% FF's 1st Half: 0.0 0.0% 2nd Half: 11.11 84.6%

FF's 1st Half: 0.0 0.0% 2nd Half: 11.11 84.6% FF's 1st Half: 0.0 0.0% 2nd Half: 11.11 84.6%

FF's 1st Half: 0.0 0.0% 2nd Half: 11.11 84.6% FF's 1st Half: 0.0 0.0% 2nd Half: 11.11 84.6%

FF's 1st Half: 0.0 0.0% 2nd Half: 11.11 84.6% FF's 1st Half: 0.0 0.0% 2nd Half: 11.11 84.6%

FF's 1st Half: 0.0 0.0% 2nd Half: 11.11 84.6% FF's 1st Half: 0.0 0.0% 2nd Half: 11.11 84.6%

FF's 1st Half: 0.0 0.0% 2nd Half: 11.11 84.6% FF's 1st Half: 0.0 0.0% 2nd Half: 11.11 84.6%

FF's 1st Half: 0.0 0.0% 2nd Half: 11.11 84.6% FF's 1st Half: 0.0 0.0% 2nd Half: 11.11 84.6%

FF's 1st Half: 0.0 0.0% 2nd Half: 11.11 84.6% FF's 1st Half: 0.0 0.0% 2nd Half: 11.11 84.6%

FF's 1st Half: 0.0 0.0% 2nd Half: 11.11 84.6% FF's 1st Half: 0.0 0.0% 2nd Half: 11.11 84.6%

FF's 1st Half: 0.0 0.0% 2nd Half: 11.11 84.6% FF's 1st Half: 0.0 0.0% 2nd Half: 11.11 84.6%

FF's 1st Half: 0.0 0.0% 2nd Half: 11.11 84.6% FF's 1st Half: 0.0 0.0% 2nd Half: 11.11 84.6%

FF's 1st Half: 0.0 0.0% 2nd Half: 11.11 84.6% FF's 1st Half: 0.0 0.0% 2nd Half: 11.11 84.6%

FF's 1st Half: 0.0 0.0% 2nd Half: 11.11 84.6% FF's 1st Half: 0.0 0.0% 2nd Half: 11.11 84.6%

FF's 1st Half: 0.0 0.0% 2nd Half: 11.11 84.6% FF's 1st Half: 0.0 0.0% 2nd Half: 11.11 84.6%

FF's 1st Half: 0.0 0.0% 2nd Half: 11.11 84.6% FF's 1st Half: 0.0 0.0% 2nd Half: 11.11 84.6%

FF's 1st Half: 0.0 0.0% 2nd Half: 11.11 84.6% FF's 1st Half: 0.0 0.0% 2nd Half: 11.11 84.6%

FF's 1st Half: 0.0 0.0% 2nd Half: 11.11 84.6% FF's 1st Half: 0.0 0.0% 2nd Half: 11.11 84.6%

FF's 1st Half: 0.0 0.0% 2nd Half: 11.11 84.6% FF's 1st Half: 0.0 0.0% 2nd Half: 11.11 84.6%

FF's 1st Half: 0.0 0.0% 2nd Half: 11.11 84.6% FF's 1st Half: 0.0 0.0% 2nd Half: 11.11 84.6%

FF's 1st Half: 0.0 0.0% 2nd Half: 11.11 84.6% FF's 1st Half: 0.0 0.0% 2nd Half: 11.11 84.6%

FF's 1st Half: 0.0 0.0% 2nd Half: 11.11 84.6% FF's 1st Half: 0.0 0.0% 2nd Half: 11.11 84.6%

FF's 1st Half: 0.0 0.0% 2nd Half: 11.11 84.6% FF's 1st Half: 0.0 0.0% 2nd Half: 11.11 84.6%

FF's 1st Half: 0.0 0.0% 2nd Half: 11.11 84.6% FF's 1st Half: 0.0 0.0% 2nd Half: 11.11 84.6%

FF's 1st Half: 0.0 0.0% 2nd Half: 11.11 84.6% FF's 1st Half: 0.0 0.0% 2nd Half: 11.11 84.6%

FF's 1st Half: 0.0 0.0% 2nd Half: 11.11 84.6% FF's 1st Half: 0.0 0.0% 2nd Half: 11.11 84.6%

FF's 1st Half: 0.0 0.0% 2nd Half: 11.11 84.6% FF's 1st Half: 0.0 0.0% 2nd Half: 11.11 84.6%

FF's 1st Half: 0.0 0.0% 2nd Half: 11.11 84.6% FF's 1st Half: 0.0 0.0% 2nd Half: 11.11 84.6%

FF's 1st Half: 0.0 0.0% 2nd Half: 11.11 84.6% FF's 1st Half: 0.0 0.0% 2nd Half: 11.11 84.6%

FF's 1st Half: 0.0 0.0% 2nd Half: 11.11 84.6% FF's 1st Half: 0.0 0.0% 2nd Half: 11.11 84.6%

FF's 1st Half: 0.0 0.0% 2nd Half: 11.11 84.6% FF's 1st Half: 0.0 0.0% 2nd Half: 11.11 84.6%

FF's 1st Half: 0.0 0.0% 2nd Half: 11.11 84.6% FF's 1st Half: 0.0 0.0% 2nd Half: 11.11 84.6%

FF's 1st Half: 0.0 0.0% 2nd Half: 11.11 84.6% FF's 1st Half: 0.0 0.0% 2nd Half: 11.11 84.6%

FF's 1st Half: 0.0 0.0% 2nd Half: 11.11 84.6% FF's 1st Half: 0.0 0.0% 2nd Half: 11.11 84.6%

FF's 1st Half: 0.0 0.0% 2nd Half: 11.11 84.6% FF's 1st Half: 0.0 0.0% 2nd Half: 11.11 84.6%

FF's 1st Half: 0.0 0.0% 2nd Half: 11.11 84.6% FF's 1st Half: 0.0 0.0% 2nd Half: 11.11 84.6%

FF's 1st Half: 0.0 0.0% 2nd Half: 11.11 84.6% FF's 1st Half: 0.0 0.0% 2nd Half: 11.11 84.6%

FF's 1st Half: 0.0 0.0% 2nd Half: 11.11 84.6% FF's 1st Half: 0.0 0.0% 2nd Half: 11.11 84.6%

FF's 1st Half: 0.0 0.0% 2nd Half: 11.11 84.6% FF's 1st Half: 0.0 0.0% 2nd Half: 11.11 84.6%

FF's 1st Half: 0.0 0.0% 2nd Half: 11.11 84.6% FF's 1st Half: 0.0 0.0% 2nd Half: 11.11 84.6%

FF's 1st Half: 0.0 0.0% 2nd Half: 11.11 84.6% FF's 1st Half: 0.0 0.0% 2nd Half: 11.11 84.6%

FF's 1st Half: 0.0 0.0% 2nd Half: 11.11 84.6% FF's 1st Half: 0.0 0.0% 2nd Half: 11.11 84.6%

FF's 1st Half: 0.0 0.0% 2nd Half: 11.11 84.6% FF's 1st Half: 0.0 0.0% 2nd Half: 11.11 84.6%

FF's 1st Half: 0.0 0.0% 2nd Half: 11.11 84.6% FF's 1st Half: 0.0 0.0% 2nd Half: 11.11 84.6%

FF's 1st Half: 0.0 0.0% 2nd Half: 11.11

FG % 1st Half: 18-37 48.6% 2nd Half: 13-28 46.4% Game: 31-65 47.7%
 3FG % 1st Half: 6-12 50.0% 2nd Half: 6-14 42.9% Game: 12-26 46.2%
 FT % 1st Half: 5-11 45.5% 2nd Half: 11-13 84.6% Game: 16-19 84.2%

Officials: Bill Larence, Brian Garland, Tony James
 Technical fouls: Eastern Michigan-None. TCU-None.
 Attendance: 563

Score by periods	1st	2nd	3rd	4th	Total
Eastern Michigan	10	20	22	29	81
TCU	23	19	20	23	85

Last FG - EMU 4th-00:40, TCU 4th-04:17.
 Largest lead - EMU by 1 at 01:09:19, TCU by 21 2nd-07:30.
 EMU led for 00:14, TCU led for 39:01. Game was tied for 00:41.

Score tied - 0 times.
 Last changed - 1 time.

Points In Off 2nd Fast
 TCU 23 19 20 23 85

Points In Off 2nd Fast
 TCU 23 19 20 23 85

Points In Off 2nd Fast
 TCU 23 19 20 23 85

Points In Off 2nd Fast
 TCU 23 19 20 23 85

Points In Off 2nd Fast
 TCU 23 19 20 23 85

Points In Off 2nd Fast
 TCU 23 19 20 23 85

Points In Off 2nd Fast
 TCU 23 19 20 23 85

Points In Off 2nd Fast
 TCU 23 19 20 23 85

Points In Off 2nd Fast
 TCU 23 19 20 23 85

Points In Off 2nd Fast
 TCU 23 19 20 23 85

Points In Off 2nd Fast
 TCU 23 19 20 23 85

Points In Off 2nd Fast
 TCU 23 19 20 23 85

Points In Off 2nd Fast
 TCU 23 19 20 23 85

Points In Off 2nd Fast
 TCU 23 19 20 23 85

Points In Off 2nd Fast
 TCU 23 19 20 23 85

Points In Off 2nd Fast
 TCU 23 19 20 23 85

Points In Off 2nd Fast
 TCU 23 19 20 23 85

Points In Off 2nd Fast
 TCU 23 19 20 23 85

Points In Off 2nd Fast
 TCU 23 19 20 23 85

Points In Off 2nd Fast
 TCU 23 19 20 23 85

Points In Off 2nd Fast
 TCU 23 19 20 23 85

Points In Off 2nd Fast
 TCU 23 19 20 23 85

Points In Off 2nd Fast
 TCU 23 19 20 23 85

Points In Off 2nd Fast
 TCU 23 19 20 23 85

Points In Off 2nd Fast
 TCU 23 19 20 23 85

Points In Off 2nd Fast
 TCU 23 19 20 23 85

Points In Off 2nd Fast
 TCU 23 19 20 23 85

Points In Off 2nd Fast
 TCU 23 19 20 23 85

Points In Off 2nd Fast
 TCU 23 19 20 23 85

Points In Off 2nd Fast
 TCU 23 19 20 23 85

Points In Off 2nd Fast
 TCU 23 19 20 23 85

Points In Off 2nd Fast

INDIVIDUAL CAREER RECORD WATCH

*all categories with players in top 15 listed

SCORING AVERAGE (MIN 50 GAMES)

1.	15.6 (1,975-127)	Zahna Medley	2012-16
2.	14.9 (1,892-127)	Sandora Irvin	2001-05
3.	13.7 (1,448-106)	Janice Dziuk	1986-90
4.	13.6 (1,764-130)	Helena Sverrisdottir	2007-11
5.	13.5 (718-53)	Jennifer Hickman	1995-97
6.	13.1 (836-64)	Kati Safaritova	2000-02
7.	12.77 (1,725-135)	Adrianne Ross	2003-08
8.	12.71 (788-62)	TK LaFleur	2008-10
9.	12.6 (795-63)	Amy Okonkwo	2016-18
10.	12.3 (760-62)	Liz Zeller	1989-92
11.	11.6 (1,430-123)	Natalie Ventress	2012-150

FIELD GOAL PERCENTAGE (MIN 100 MADE)

1.	.528 (187-354)	Misty Meadows	1997-99
2.	.521 (356-683)	Jordan Moore	2015-18
3.	.519 (201-387)	Donna Krueger	1992-94
4.	.517 (374-723)	Kathleen Olson	1985-89
5.	.509 (400-786)	Amy Bumsted	1990-94
6.	.504 (284-563)	Amy Okonkwo	2016-18
7.	.502 (351-699)	Diana Dalhausser	1982-86
8.	.488 (256-525)	Liz Zeller	1989-92
9.	.481 (322-669)	Kati Safaritova	2000-02
10.	.479 (545-1,137)	Janice Dziuk	1986-90

3-POINT FIELD GOALS MADE

1.	316	Zahna Medley	2012-16
2.	296	Jill Sutton	1997-01
3.	232	Ashley Davis	2003-07
4.	217	Emily Carter	2007-11
5.	197	Natalie Ventress	2012-15
6.	166	Helena Sverrisdottir	2007-11
7.	161	Amy (Sutton) Porter	1997-01
8.	151	AJ Alix	2014-17
9.	136	Tricia Payne	1998-03
10.	130	Adrianne Ross	2003-08
11.	125	Toree Thompson	2015-18
15.	101	Amber Ramirez	2016-18

3-POINT FIELD GOALS ATTEMPTED

1.	879	Zahna Medley	2012-16
2.	744	Jill Sutton	1997-01
3.	637	Ashley Davis	2003-07
4.	578	Natalie Ventress	2012-15
5.	578	Emily Carter	2007-11
6.	474	Helena Sverrisdottir	2007-11
7.	443	Amy (Sutton) Porter	1997-01
8.	393	Adrianne Ross	2003-08
9.	384	AJ Alix	2014-17
10.	372	Tricia Payne	1998-03
12.	336	Toree Thompson	2015-18

3-POINT FIELD GOAL PERCENTAGE (MIN 60 MADE)

1.	.4142 (70-169)	Emma Wilson	1997-98
2.	.4136 (67-162)	Kati Safaritova	2000-02
3.	.397 (296-744)	Jill Sutton	1997-01
4.	.393 (151-384)	AJ Alix	2014-17
5.	.384 (101-263)	Amber Ramirez	2016-18
6.	.378 (115-304)	TK LaFleur	2008-10
7.	.375 (217-578)	Emily Carter	2007-11
8.	.372 (125-336)	Toree Thompson	2015-18
9.	.366 (136-372)	Tricia Payne	1998-03
10.	.364 (232-637)	Ashley Davis	2003-07
11.	.363 (161-443)	Amy (Sutton) Porter	1997-01
12.	.360 (316-879)	Zahna Medley	2012-16

FREE THROW PERCENTAGE (MIN 90 MADE)

1.	.854 (398-466)	Emily Carter	2007-11
2.	.846 (181-214)	Amy Okonkwo	2016-18
3.	.830 (322-388)	Tricia Payne	1998-03
4.	.826 (393-476)	Zahna Medley	2012-16
5.	.820 (273-333)	Natalie Ventress	2012-15
6.	.815 (211-259)	Ashley Davis	2003-07
7.	.802 (219-273)	Amy (Sutton) Porter	1997-01
8.	.787 (100-127)	AJ Alix	2014-17
9.	.783 (469-599)	Helena Sverrisdottir	2007-11
10.	.765 (93-121)	Micah Garoutte	2007-11
	.765 (124-162)	Carol Glover	1984-88
15.	.757 (128-169)	Toree Thompson	2015-18

REBOUNDS

1.	1,370	Sandora Irvin	2001-05
2.	826	Helena Sverrisdottir	2007-11
3.	817	Lorie Butler-Rayford	2004-08
4.	778	Janice Dziuk	1986-90
5.	742	Latricia Lovings	2010-14
6.	676	Tiffany Evans	2000-04
7.	637	Stacy (Price) Francis	1994-98
8.	594	Amy Bumsted	1990-94
9.	579	Natasha Lacy	2003-06
10.	578	Jordan Moore	2015-18

ASSISTS AVERAGE (MIN 50 GAMES)

1.	5.0 (461-93)	Natasha Lacy	2003-06
2.	4.2 (546-130)	Helena Sverrisdottir	2007-11
3.	4.02 (510-127)	Zahna Medley	2012-16
4.	3.7 (445-119)	Jill Sutton	1997-01
5.	3.4 (185-54)	Teresa Hudson	1986-88
6.	3.2 (281-88)	AJ Alix	2014-17
7.	2.9 (168-57)	Kianna Ray	2016-18
8.	2.923 (304-104)	Leah Garcia	1994-98
9.	2.922 (187-64)	Ashanti Nix	2000-02
10.	2.87 (387-135)	Adrianne Ross	2003-08

BLOCKED SHOTS

1.	480	Sandora Irvin	2001-05
2.	321	Latricia Lovings	2010-14
3.	161	Jordan Moore	2015-16
4.	157	Tiffany Evans	2000-04
5.	71	Klara Bradshaw	2014-15
6.	66	Kati Safaritova	2000-02
7.	64	Helena Sverrisdottir	2007-11
8.	61	Janelle Hunter	1991-94
9.	60	Micah Garoutte	2007-11
10.	55	Janice Thomas	1999-01
	55	Amy Bumsted	1990-94
13.	53	Kianna Ray	2016-18

INDIVIDUAL SEASON RECORD WATCH

*all categories with players in top 15 listed

POINTS

1.	657	Sandora Irvin	2004-05
2.	588	Emily Carter	2010-11
3.	564	Zahna Medley	2013-14
4.	553	Adrianne Ross	2006-07
5.	539	Zahna Medley	2015-16
6.	518	Helena Sverrisdottir	2010-11
7.	504	Sandora Irvin	2003-04
8.	501	Janice Dziuk	1989-90
9.	499	Adrianne Ross	2007-08
10.	491	Helena Sverrisdottir	2008-09
11.	489	Amy Okonkwo	2017-18

SCORING AVERAGE (MIN 20 GAMES)

1.	20.3 (467-23)	Emma Wilson	1996-97
2.	19.9 (657-33)	Sandora Irvin	2004-05
3.	18.6 (501-27)	Janice Dziuk	1989-90
4.	17.8 (588-33)	Emily Carter	2010-11
5.	17.3 (553-32)	Adrianne Ross	2006-07
6.	17.1 (564-33)	Zahna Medley	2013-14
7.	16.8 (504-30)	Sandora Irvin	2003-04
8.	16.3 (539-33)	Zahna Medley	2015-16
9.	15.8 (491-31)	Helena Sverrisdottir	2008-09
10.	15.6 (484-31)	Zahna Medley	2014-15
12.	14.8 (489-33)	Amy Okonkwo	2017-18

FIELD GOALS MADE

1.	237	Sandora Irvin	2004-05
2.	204	Adrianne Ross	2006-07
3.	195	Sandora Irvin	2003-04
4.	193	Janice Dziuk	1989-90
5.	186	Zahna Medley	2013-14
6.	180	Adrianne Ross	2007-08
7.	177	Emily Carter	2010-11
8.	175	Amy Okonkwo	2017-18
9.	170	Jordan Moore	2017-18
10.	169	Zahna Medley	2015-16

FIELD GOAL PERCENTAGE (MIN 75 MADE)

1.	.570 (86-151)	Kathleen Olson	1985-86
2.	.569 (99-174)	Misty Meadows	1998-99
3.	.557 (112-201)	Kathleen Olson	1987-88
4.	.555 (161-290)	Amy Bumsted	1992-93
5.	.554 (170-307)	Jordan Moore	2017-18
6.	.547 (99-181)	Donna Drueger	1992-93
7.	.539 (152-282)	Janice Dziuk	1988-89
8.	.535 (106-198)	Buffy Ferguson	1996-97
9.	.523 (78-149)	Kim Walter	1999-00
10.	.520 (127-244)	Diana Dalhausser	1983-84
11.	.518 (87-168)	Cynthia Chesnut	1983-84
14.	.509 (175-344)	Amy Okonkwo	2017-18

3-POINT FIELD GOAL PERCENTAGE (MIN 30 MADE)

1.	.439 (76-173)	Jill Sutton	2000-01
2.	.431 (66-153)	AJ Alix	2015-16
3.	.425 (31-73)	Kati Safaritova	2000-01
4.	.422 (78-185)	Ashley Davis	2006-07
5.	.418 (87-208)	Zahna Medley	2015-16
6.	.415 (61-147)	Emily Carter	2009-10
7.	.414 (70-169)	Emma Wilson	1996-97
8.	.407 (50-123)	Toree Thompson	2017-18
9.	.404 (36-89)	Kati Safaritova	2001-02
10.	.400 (32-80)	Amy Pack	2003-04
11.	.399 (55-138)	Tricia Payne	2002-03
15.	.395 (62-157)	Amber Ramirez	2017-18

FREE THROWS MADE

1.	159	Sandora Irvin	2004-05
2.	158	Emily Carter	2010-11
3.	147	Helena Sverrisdottir	2008-09
4.	145	Emma Wilson	1996-97
5.	143	Helena Sverrisdottir	2010-11
6.	126	Sandora Irvin	2002-03
7.	121	Liz Zeller	1990-91
8.	118	Emily Carter	2009-10
9.	117	Helena Sverrisdottir	2009-10
10.	115	Janice Dziuk	1989-90
12.	112	Amy Okonkwo	2017-18

FREE THROW PERCENTAGE (MIN 750 MADE)

1.	.889 (112-126)	Amy Okonkwo	2017-18
2.	.884 (114-129)	Zahna Medley	2015-16
3.	.879 (102-116)	Zahna Medley	2014-15
4.	.876 (99-113)	Amy (Sutton) Porter	1998-99
5.	.874 (118-135)	Emily Carter	2009-10
6.	.873 (158-181)	Emily Carter	2010-11
7.	.851 (63-74)	Ebony Shaw	2001-02
8.	.850 (51-60)	Natalie Ventress	2013-14
9.	.846 (110-130)	Tricia Payne	2000-01
10.	.845 (71-84)	Ashley Davis	2005-06
11.	.843 (86-102)	Natalie Ventress	2012-13

REBOUNDS

1.	390	Sandora Irvin	2004-05
2.	366	Sandora Irvin	2003-04
3.	320	Sandora Irvin	2002-03
4.	294	Sandora Irvin	2001-02
5.	274	Starr Crawford	2009-10
6.	269	Latricia Lovings	2012-13
7.	267	Lorie Butler-Rayford	2007-08
8.	262	Starr Crawford	2010-11
9.	257	Janice Thomas	2000-01
10.	252	Latricia Lovings	2013-14
14.	225	Jordan Moore	2017-18

BLOCKED SHOTS

1.	150*	Sandora Irvin	2004-05
2.	128	Sandora Irvin	2002-03
3.	123	Latricia Lovings	2013-14
4.	117	Sandora Irvin	2003-04
5.	109	Latricia Lovings	2012-13
6.	85	Sandora Irvin	2001-02
7.	68	Latricia Lovings	2011-12
8.	62	Jordan Moore	2017-18
9.	58	Jordan Moore	2015-16
10.	51	Tiffany Evans	2001-02

*Led NCAA, 3rd in NCAA history at time, 14th currently

TEAM RECORD WATCH

*all categories with 2017-18 team in top 10 listed

POINTS

1	2,498	32	2003-04
2	2,490	35	2007-08
3	2,473	33	2017-18
4	2,384	33	2015-16
5	2,362	33	2000-01
6	2,330	33	2004-05
7	2,319	32	2006-07
8	2,300	34	2002-03
9	2,235	33	2010-11
	2,235	31	2009-10

SCORING AVERAGE

1	78.1 (2,498)	32	2003-04
2	74.9 (2,473)	33	2017-18
3	74.6 (2,013)	27	1996-97
4	73.9 (2,069)	28	1998-99
5	72.7 (1,963)	27	1992-93
6	72.5 (2,319)	32	2006-07
7	72.2 (2,384)	33	2015-16
8	72.1 (2,235)	31	2009-10
9	71.93 (1,942)	27	1987-88
10	71.87 (2,156)	30	1999-00
11	71.60 (1,790)	25	1988-89

FIELD GOALS MADE

1	887	35	2007-08
2	885	32	2003-04
3	879	33	2017-18
4	852	33	2015-16
5	839	33	2000-01
6	837	32	2006-07
7	820	33	2004-05
8	797	31	2000-10
9	784	30	1999-00
10	779	32	2014-15

FIELD GOALS ATTEMPTED

1	2,126	35	2007-08
2	2,078	33	2004-05
3	2,018	33	2000-01
4	2,000	32	2003-04
5	1,992	33	2015-16
6	1,945	33	2017-18
7	1,941	31	2009-10
8	1,939	32	2006-07
9	1,915	34	2002-03
10	1,906	32	2014-15

FIELD GOAL PERCENTAGE

1	.465 (740-1,593)	27	1985-86
2	.452 (879-1,945)	33	2017-18
3	.447 (701-1,567)	27	1996-97
4	.443 (885-2,000)	32	2003-04
5	.4335 (730-1,684)	27	1986-87
6	.4327 (681-1,574)	25	1988-89
7	.4284 (784-1,830)	30	1999-00
8	.4279 (768-1,795)	27	1987-88
9	.4277 (852-1,992)	33	2015-16
10	.423 (702-1,660)	27	1984-85
11	.422 (731-1,732)	28	1983-84

3-POINT FIELD GOALS MADE

1	249	33	2000-01
2	240	33	2015-16
3	239	33	2017-18
4	227	32	2014-15
5	223	32	2003-04
6	221	34	2002-03
7	220	30	2016-17
8	218	30	2012-13
9	214	31	2000-10
10	207	31	2008-09

3-POINT FIELD GOALS ATTEMPTED

1	695	30	2012-13
2	663	32	2014-15
	663	33	2000-01
4	656	32	2003-04
5	642	33	2017-18
6	629	34	2002-03
7	626	35	2007-08
8	623	30	2016-17
9	614	33	2015-16
10	607	33	2010-11

3-POINT FIELD GOAL PERCENTAGE

1	.409 (27-66)	27	1986-87
2	.391 (240-614)	33	2015-16
3	.382 (132-346)	27	1996-97
4	.376 (249-663)	33	2000-01
5	.372 (239-642)	33	2017-18
6	.367 (207-564)	31	2008-09
7	.364 (189-519)	28	1998-99
8	.360 (58-161)	25	1988-89
9	.355 (214-603)	31	2009-10
10	.354 (172-486)	32	2006-07
11	.353 (220-623)	30	2016-17

FREE THROW PERCENTAGE

1	.779 (480-616)	31	2008-09
2	.763 (442-579)	32	2014-15
3	.757 (476-629)	33	2017-18
4	.753 (427-567)	31	2009-10
5	.748 (505-675)	33	2010-11
6	.731 (433-592)	30	2016-17
7	.730 (440-603)	33	2015-16
8	.726 (389-536)	30	1999-00
9	.721 (352-488)	27	1985-86
10	.717 (479-668)	27	1996-97
11	.714 (486-681)	28	1998-99

REBOUNDING DEFENSE

1	36.1 (1,083)	30	1999-00
2	36.2 (1,267)	35	2007-08
3	36.3 (1,199)	33	2017-18
4	36.4 (1,127)	31	2001-02
5	36.8 (1,029)	28	1998-99
6	37.4 (1,234)	33	2000-01
7	37.9 (1,213)	32	2006-07
8	38.0 (1,254)	33	2010-11
9	38.1 (1,067)	28	1997-98
10	38.4 (1,266)	33	2004-05
11	38.6 (1,313)	34	2002-03

ASSISTS

1	555	33	2017-18
2	540	33	2000-01
3	531	32	2003-04
4	510	35	2007-08
5	505	33	2004-05
6	494	33	2015-16
7	476	31	2009-10
8	470	31	2001-02
	470	30	1999-00
10	468	32	2006-07

ASSISTS AVERAGE

1	16.8 (555)	33	2017-18
2	16.6 (531)	32	2003-04
3	16.4 (540)	33	2000-01
4	16.2 (454)	28	1998-99
5	16.15 (436)	27	1992-93
6	16.11 (435)	27	1996-97
7	15.7 (470)	30	1999-00
8	15.4 (476)	31	2009-10
9	15.3 (505)	33	2004-05
10	15.2 (470)	31	2001-02
11	15.12 (378)	25	1993-94

ASSIST-TURNOVER RATIO

1	1.10 (555-504)	33	2017-18
2	0.99 (420-425)	31	2008-09
3	0.98 (453-460)	30	2016-17
4	0.97 (476-489)	31	2009-10
5	0.95 (540-569)	33	2000-01
6	0.94 (494-526)	33	2015-16
7	0.93 (452-486)	33	2010-11
8	0.92 (454-493)	28	1998-99
9	0.92 (468-511)	32	2006-07
10	0.89 (510-570)	35	2007-08

BLOCKS

1	224	34	2002-03
2	216	33	2004-05
3	202	33	2013-14
4	201*	31	2001-02
5	197	32	2003-04
6	179	30	2011-12
7	165	33	2015-16
	165	33	2017-18
9	149	30	2016-17
10	145	30	2012-13

*Led NCAA

BLOCKS AVERAGE

1	6.6 (224)	34	2002-03
2	6.54 (216)	33	2004-05
3	6.48 (201)	31	2001-02
4	6.2 (197)	32	2003-04
5	6.12 (202)	33	2013-14
6	6.0 (179)	30	2011-12
7	5.00 (165)	33	2015-16
	5.00 (165)	33	2017-18
9	4.97 (149)	30	2016-17
10	4.8 (135)	30	2012-13
11	4.12 (136)	33	2000-01

#	Player	gp-gs	min	avg	Total		3-Point		F-Throw		Rebounds								pts	avg		
					fg-fga	fg%	3fg-fga	3fg%	ft-fa	ft%	off	def	tot	avg	pf	dq	a	to			blk	stl
00	Okonkwo, Amy	33-0	660	20.0	175-344	.509	27-68	.397	112-126	.889	71	119	190	5.8	70	0	34	65	15	28	489	14.8
22	Moore, Jordan	33-32	783	23.7	170-307	.554	0-0	.000	80-114	.702	73	152	225	6.8	74	1	29	74	62	22	420	12.7
04	Ramirez, Amber	33-23	846	25.6	123-289	.426	62-157	.395	46-54	.852	5	58	63	1.9	21	0	97	54	4	28	354	10.7
01	Thompson, Toree	31-27	766	24.7	89-223	.399	50-123	.407	49-59	.831	7	58	65	2.1	65	2	42	39	4	29	277	8.9
25	Ray, Kianna	27-15	730	27.0	72-183	.393	27-80	.338	49-67	.731	10	88	98	3.6	62	2	99	53	24	36	220	8.1
20	Heard, Lauren	33-3	651	19.7	65-172	.378	20-61	.328	57-75	.760	26	72	98	3.0	67	0	55	49	1	32	207	6.3
15	Woods, Jayde	28-24	607	21.7	47-97	.485	8-19	.421	38-64	.594	25	59	84	3.0	71	2	81	64	6	21	140	5.0
24	Vann, Dakota	30-10	591	19.7	47-130	.362	25-77	.325	12-25	.480	9	37	46	1.5	56	0	35	35	18	17	131	4.4
33	Akomolafe, Adeola	33-19	459	13.9	36-61	.590	2-2	1.000	20-28	.714	32	68	100	3.0	71	1	40	18	21	11	94	2.8
21	Coleman, Sydney	30-12	292	9.7	30-80	.375	6-25	.240	9-13	.692	7	40	47	1.6	50	1	18	27	3	12	75	2.5
31	Hellessey, Ella	19-0	98	5.2	18-40	.450	6-15	.400	2-2	1.000	7	19	26	1.4	6	0	7	10	5	4	44	2.3
03	Christian, Mikayla	14-0	142	10.1	7-19	.368	6-15	.400	2-2	1.000	1	19	20	1.4	9	0	18	5	2	3	22	1.6
	Team										55	66	121					11				
	Total.....	33	6625		879-1945	.452	239-642	.372	476-629	.757	328	855	1183	35.8	622	9	555	504	165	243	2473	74.9
	Opponents.....	33	6625		840-2035	.413	215-639	.336	442-615	.719	408	791	1199	36.3	576	-	488	485	149	246	2337	70.8

- * = Big 12 Conference game
- 1 = Warner Center Marriott Thanksgiving Classic (Northridge, Calif.)
- 2 = Big 12/SEC Challenge
- 3 = Maggie Dixon Classic
- 4 = Phillips 66 Big 12 Championship (Oklahoma City, Okla.)
- 5 = Postseason WNIT

BIG 12 ONLY STATISTICS

#	Player	gp-gs	min	avg	Total		3-Point		F-Throw		Rebounds				pf	dq	a	to	blk	stl	pts	avg
					fg-fga	fg%	3fg-fga	3fg%	ft-fa	ft%	off	def	tot	avg								
00	Okonkwo, Amy	18-0	369	20.5	92-189	.487	15-42	.357	68-76	.895	40	68	108	6.0	38	0	14	41	9	15	267	14.8
22	Moore, Jordan	18-17	428	23.8	80-169	.473	0-0	.000	54-68	.794	46	72	118	6.6	37	0	16	41	28	10	214	11.9
04	Ramirez, Amber	18-9	427	23.7	66-150	.440	26-72	.361	20-25	.800	3	24	27	1.5	9	0	44	26	2	14	178	9.9
01	Thompson, Toree	16-14	418	26.1	48-124	.387	24-64	.375	21-28	.750	2	27	29	1.8	39	1	14	21	2	10	141	8.8
25	Ray, Kianna	17-9	473	27.8	44-119	.370	17-52	.327	28-41	.683	5	51	56	3.3	36	0	52	31	15	26	133	7.8
20	Heard, Lauren	18-2	365	20.3	38-100	.380	13-35	.371	27-36	.750	10	50	60	3.3	29	0	23	29	0	20	116	6.4
15	Woods, Jayde	17-15	385	22.6	29-60	.483	5-12	.417	19-38	.500	12	32	44	2.6	45	1	49	40	4	12	82	4.8
24	Vann, Dakota	17-1	284	16.7	21-66	.318	11-37	.297	5-9	.556	1	16	17	1.0	29	0	13	10	4	7	58	3.4
21	Coleman, Sydney	17-12	173	10.2	18-49	.367	6-17	.353	2-4	.500	5	20	25	1.5	31	1	12	14	2	5	44	2.6
31	Hellessey, Ella	10-0	41	4.1	8-19	.421	3-7	.429	2-2	1.000	3	4	7	0.7	2	0	0	4	1	1	21	2.1
33	Akomolafe, Adeola	18-11	250	13.9	13-30	.433	2-2	1.000	6-9	.667	18	38	56	3.1	50	1	18	10	7	8	34	1.9
03	Christian, Mikayla	4-0	12	3.0	0-0	.000	0-0	.000	0-0	.000	0	1	1	0.3	0	0	1	0	0	1	0	0.0
Team											36	37	73				7					
Total.....		18	3625		457-1075	.425	122-340	.359	252-336	.750	181	440	621	34.5	345	4	256	274	74	129	1288	71.6
Opponents.....		18	3625		483-1109	.436	118-350	.337	247-344	.718	222	466	688	38.2	307	-	286	266	102	134	1331	73.9

WNIT GAMES ONLY STATISTICS

#	Player	gp-gs	min	avg	Total		3-Point		F-Throw		Rebounds				pf	dq	a	to	blk	stl	pts	avg
					fg-fga	fg%	3fg-fga	3fg%	ft-fa	ft%	off	def	tot	avg								
22	Moore, Jordan	2-2	55	27.5	12-13	.923	0-0	.000	6-8	.750	2	13	15	7.5	4	0	2	4	3	2	30	15.0
01	Thompson, Toree	2-0	35	17.5	8-17	.471	6-10	.600	1-2	.500	0	5	5	2.5	4	0	4	1	0	3	23	11.5
25	Ray, Kianna	2-2	58	29.0	8-14	.571	4-7	.571	2-6	.333	0	9	9	4.5	3	0	7	7	1	4	22	11.0
33	Akomolafe, Adeola	2-2	54	27.0	7-9	.778	0-0	.000	2-2	1.000	4	9	13	6.5	1	0	5	1	3	1	16	8.0
24	Vann, Dakota	2-0	39	19.5	6-12	.500	4-8	.500	0-1	.000	0	2	2	1.0	5	0	0	3	3	1	16	8.0
20	Heard, Lauren	2-1	44	22.0	5-9	.556	1-3	.333	5-7	.714	1	5	6	3.0	3	0	6	2	1	2	16	8.0
04	Ramirez, Amber	2-1	38	19.0	5-12	.417	3-6	.500	1-1	1.000	0	2	2	1.0	1	0	9	5	0	3	14	7.0
15	Woods, Jayde	2-2	34	17.0	4-6	.667	1-1	1.000	4-4	1.000	3	4	7	3.5	4	0	7	6	0	1	13	6.5
00	Okonkwo, Amy	2-0	28	14.0	4-12	.333	1-2	.500	0-0	.000	1	8	9	4.5	5	0	4	7	1	0	9	4.5
31	Hellessey, Ella	1-0	4	4.0	1-1	1.000	1-1	1.000	0-0	.000	0	1	1	1.0	0	0	1	0	0	0	3	3.0
21	Coleman, Sydney	2-0	11	5.5	2-3	.667	0-0	.000	0-0	.000	0	0	0	0.0	3	0	1	2	0	1	4	2.0
Team											2	7	9				1					
Total.....		2	400		62-108	.574	21-38	.553	21-31	.677	13	65	78	39.0	33	0	46	39	12	18	166	83.0
Opponents.....		2	400		42-131	.321	14-47	.298	21-29	.724	26	39	65	32.5	28	-	21	28	5	18	119	59.5

HOME GAMES ONLY STATISTICS

#	Player	gp-gs	min	avg	Total		3-Point		F-Throw		Rebounds				pf	dq	a	to	blk	stl	pts	avg
					fg-fga	fg%	3fg-fga	3fg%	ft-fa	ft%	off	def	tot	avg								
00	Okonkwo, Amy	18-0	344	19.1	91-181	.503	13-39	.333	58-66	.879	39	63	102	5.7	42	0	17	39	6	18	253	14.1
22	Moore, Jordan	18-18	450	25.0	101-167	.605	0-0	.000	41-55	.745	32	98	130	7.2	36	0	15	42	45	11	243	13.5
04	Ramirez, Amber	18-12	469	26.1	79-167	.473	41-90	.456	12-15	.800	1	31	32	1.8	12	0	68	29	2	18	211	11.7
25	Ray, Kianna	15-8	391	26.1	45-100	.450	18-44	.409	31-42	.738	6	44	50	3.3	28	0	50	27	13	22	139	9.3
01	Thompson, Toree	17-15	411	24.2	50-121	.413	26-71	.366	21-25	.840	3	35	38	2.2	35	1	32	22	1	19	147	8.6
20	Heard, Lauren	18-3	349	19.4	45-91	.495	10-29	.345	35-46	.761	15	46	61	3.4	38	0	38	30	1	19	135	7.5
24	Vann, Dakota	15-5	284	18.9	30-63	.476	14-33	.424	7-15	.467	2	18	20	1.3	26	0	17	14	8	12	81	5.4
15	Woods, Jayde	14-12	297	21.2	16-38	.421	2-7	.286	20-33	.606	12	29	41	2.9	31	0	51	35	4	7	54	3.9
33	Akomolafe, Adeola	18-10	280	15.6	27-39	.692	1-1	1.000	14-17	.824	22	39	61	3.4	32	0	30	11	14	8	69	3.8
21	Coleman, Sydney	18-7	173	9.6	20-54	.370	2-9	.222	7-11	.636	4	27	31	1.7	27	1	16	14	1	10	49	2.7
03	Christian, Mikayla	9-0	100	11.1	6-16	.375	5-12	.417	2-2	1.000	0	13	13	1.4	8	0	16	5	1	1	19	2.1
31	Hellessey, Ella	10-0	52	5.2	8-21	.381	2-9	.222	2-2	1.000	3	12	15	1.5	4	0	7	5	3	3	20	2.0
Team											24	33	57				9					
Total.....		18	3600		518-1058	.490	134-344	.390	250-329	.760	163	488	651	36.2	319	2	357	282	99	148	1420	78.9
Opponents.....		18	3600		437-1108	.394	121-385	.314	222-319	.696	216	407	623	34.6	306	-	264	280	68	141	1217	67.6

SUPERLATIVES (2016-17)

Margin of Victory/Defeat

	1	2	3	4	5	6	7-10	11-15	16-19	20+
Wins	-	2	-	1	1	1	4	3	1	8
Losses	-	-	1	-	1	-	2	3	1	4

Most 1st Quarter Points

TCU	30	Southeastern La. (12/10/17)
Opponents	28	Baylor (3/4/18)

Fewest 1st Quarter Points

TCU	4	Texas (2/3/18)
Opponents	9 (2x)	last Iowa State (2/14/18)

Most 2nd Quarter Points

TCU	30	Oral Roberts (11/11/17)
Opponents	24	Baylor (3/4/18)

Fewest 2nd Quarter Points

TCU	10	Oklahoma State (2/7/18)
Opponents	5 (2x)	last Texas Tech (2/21/18)

Most First Half Points

TCU	50 (3x)	last Oklahoma (3/3/18)
Opponents	52	Baylor (3/4/18)

Fewest First Half Points

TCU	23	Oklahoma State (2/7/18)
Opponents	17 (2x)	last Texas Tech (2/21/18)

Largest Halftime Lead

TCU	23	Northwestern State (12/17/17)
Opponents	26	Texas (2/3/18)

Most 3rd Quarter Points

TCU	33	Alabama (12/1/17)
Opponents	26	Texas (1/10/18)

Fewest 3rd Quarter Points

TCU	5	Baylor (3/4/18)
Opponents	8	Southeastern La. (12/10/17)

Most 4th Quarter Points

TCU	31	Southeastern La. (12/10/17)
Opponents	34	West Virginia (12/28/17)

Fewest 4th Quarter Points

TCU	10 (2x)	last Iowa State (1/30/18)
Opponents	9 (2x)	Texas Tech (1/7/18)

Most Second Half Points

TCU	62	Southeastern La. (12/10/17)
Opponents	52 (2x)	West Virginia (12/18/17)

Fewest Second Half Points

TCU	16	Baylor (3/4/18)
Opponents	17	Southeastern La. (12/10/17)

Largest Margin of Victory

TCU	50	Southeastern La. (12/10/17)
Opponents	46	Baylor (3/4/18)

TCU RECORD WHEN...

	17-18 RECORD	PEBLEY ERA
Overall	21-12	69-59
Big 12	9-9	30-42
Home	13-5	53-20
Away	5-6	12-34
Neutral	3-1	4-5
vs Top 25	2-8	5-30
vs Top 10	1-5	1-16

Leading after 1st quarter	14-5	36-18*
Trailing after 1st quarter	6-7	14-24*
Tied after 1st quarter	1-0	1-3*

*does not include 2014-15 when only halves were played

Leading at halftime	18-3	60-12
Trailing at halftime	2-9	8-44
Tied at halftime	1-0	1-3

Leading after 3rd quarter	19-3	46-8*
Trailing after 3rd quarter	2-9	5-37*
Tied after 3rd quarter	0-0	0-0*

*does not include 2014-15 when only halves were played

Shoot higher FG pct. than opp.	19-2	57-7
Shoot lower/equal FG pct. than opp.	2-10	12-52
Shoot 40 pct. or better	18-3	59-20
Shoot under 40 pct.	3-9	10-39
Opp. shoots 40 pct. or better	8-10	26-54
Opp. shoots under 40 pct.	14-2	43-5

Make 7 or more 3-pointers	15-4	51-29
Make 6 or fewer 3-pointers	6-8	18-30

Shoot higher 3FG pct. than opp.	15-3	53-14
Shoot lower/equal 3FG pct. than opp.	6-9	16-45
Shoot 30 pct. or better	17-4	57-27
Shoot under 30 pct.	4-8	12-32
Opp. shoots 30 pct. or better	14-8	34-44
Opp. shoots under 30 pct.	7-4	35-15

Attempt more FTs than opp.	12-2	46-13
Attempt fewer/equal FTs than opp.	9-10	23-46

Score fewer than 60 points	0-4	2-16
Score 60-69 points	4-3	9-20
Score 70-79 points	6-4	27-20
Score 80-plus points	11-1	31-3

Opp. score fewer than 60 points	7-0	27-2
Opp. score 60-69 points	8-1	28-7
Opp. score 70-79 points	5-2	10-21
Opp. score 80-plus points	1-9	4-29

Games decided by 6 points or less	5-2	17-11
Overtime games	1-0	1-1

More rebounds than opp.	14-1	42-5
Fewer/equal rebounds than opp.	7-11	27-54

Fewer turnovers than opp.	9-4	39-27
More/equal turnovers than opp.	12-8	30-32

More points in paint than opp.	17-3	44-11
Fewer/equal points in paint than opp.	4-9	25-48

More 2nd chance points than opp.	11-3	39-12
Fewer/equal 2nd chance points than opp.	10-9	30-47

More bench points than opp.	20-12	50-32
Fewer/equal bench points than opp.	1-0	19-27

November	5-1	19-5
December	4-3	15-9
January	7-1	16-18
February	2-6	13-20
March	3-1	6-7

PLAYER MILESTONES

Points Leader*	Season	Career	15+ Points	Season	Career	5+ Assists	Season	Career
Amy Okonkwo	14	20	Amy Okonkwo	17	22	Kianna Ray	10	13
Jordan Moore	9	11	Jordan Moore	13	18	Amber Ramirez	7	9
Amber Ramirez	4	6	Amber Ramirez	8	10	Jayde Woods	6	6
Toree Thompson	3	9	Toree Thompson	3	11	Lauren Heard	2	2
Lauren Heard	2	2	Kianna Ray	3	4	Toree Thompson	1	3
Dakota Vann	1	1	Lauren Heard	2	2	Adeola Akomolafe	1	1
Jayde Woods	1	1	Dakota Vann	1	1	Mikayla Christian	1	1
Mikayla Christian	0	1	Adeola Akomolafe	0	1	Sydney Coleman	1	1
			Mikayla Christian	0	1	Amy Okonkwo	1	1

Rebs. Leader*	Season	Career	20+ Points	Season	Career	10+ Assists	Season	Career
Jordan Moore	17	39	Amy Okonkwo	8	10	none		
Amy Okonkwo	10	19	Jordan Moore	5	5			
Lauren Heard	3	3	Amber Ramirez	3	3			
Kianna Ray	1	6	Toree Thompson	0	1			
Adeola Akomolafe	1	5						
Sydney Coleman	1	1						
Toree Thompson	1	1						
Jayde Woods	1	1						
Amber Ramirez	0	1						

Assists Leader*	Season	Career	3+ 3-pointers	Season	Career	3+ Blocks	Season	Career
Kianna Ray	14	19	Toree Thompson	8	17	Jordan Moore	10	26
Amber Ramirez	12	14	Amber Ramirez	7	14	Kianna Ray	1	3
Jayde Woods	10	10	Dakota Vann	4	4	Dakota Vann	1	1
Lauren Heard	3	3	Amy Okonkwo	2	3	Adeola Akomolafe	1	1
Amy Okonkwo	1	2	Mikayla Christian	1	2	Amber Ramirez	0	2
Toree Thompson	1	5	Kianna Ray	1	2			
Mikayla Christian	1	1	Jayde Woods	1	1			
Jordan Moore	1	1						
Dakota Vann	1	1						
Sydney Coleman	0	1						
Ella Hellesey	0	1						

*includes all ties

10+ Points	Season	Career	10+ Rebounds	Season	Career	Double-Doubles	Season	Career
Amy Okonkwo	25	44	Jordan Moore	5	14	Amy Okonkwo	4	7
Jordan Moore	20	43	Amy Okonkwo	5	8	Jordan Moore	3	9
Amber Ramirez	18	25	Kianna Ray	1	2	Adeola Akomolafe	0	1
Toree Thompson	14	36	Sydney Coleman	1	1	Kianna Ray	0	1
Kianna Ray	8	11	Adeola Akomolafe	0	2			
Lauren Heard	6	6						
Dakota Vann	3	3						
Jayde Woods	3	3						
Adeola Akomolafe	2	3						
Sydney Coleman	2	2						
Mikayla Christian	0	1						
Ella Hellesey	0	1						

GAME-BY-GAME COMPARISON

Opponent	Date	Score	W/L	Total FG-A	Pct	3-Point 3FG-A	Pct	F-Throw FT-FTA	Pct	Rebounds O-D-T	Avg	PF	A	TO	B	S	TP	Avg		
ORAL ROBERTS	11/11/17	72-58	W	27-59	.458	5-17	.294	13-17	.765	9-30-39	39.0	18	18	13	11	9	72	72.0		
at SMU	11/14/17	64-58	W	22-58	.379	7-22	.318	7-14	.500	9-26-35	35.0	17	15	17	2	5	58	58.0		
				23-60	.383	9-23	.391	9-11	.818	11-29-40	39.5	19	18	13	10	4	64	68.0		
TEXAS STATE	11/18/17	82-58	W	22-67	.328	3-4	.750	11-15	.733	17-28-45	40.0	15	13	12	7	8	58	58.0		
				33-58	.569	6-17	.353	10-12	.833	5-31-36	38.3	17	25	15	8	8	82	72.7		
				17-61	.279	6-29	.207	18-20	.900	15-16-31	37.0	13	13	14	0	7	58	58.0		
YALE	11/21/17	72-82	L	29-68	.426	3-16	.188	11-18	.611	14-17-31	36.5	18	19	16	5	13	72	72.5		
vs. Arizona (1)	11/24/17	68-59	W	32-61	.525	7-19	.368	11-19	.579	14-27-41	38.0	19	17	22	1	5	82	64.0		
				23-52	.442	6-20	.300	16-20	.800	11-22-33	35.8	17	17	16	3	8	68	71.6		
vs. Idaho (1)	11/25/17	86-76	W	22-52	.423	6-17	.353	9-11	.818	9-21-30	36.4	19	13	18	4	4	59	63.0		
				27-56	.482	11-21	.524	21-24	.875	8-26-34	35.5	16	19	7	3	6	86	74.9		
ALABAMA (2)	12/01/17	88-67	W	26-67	.388	10-30	.333	14-15	.933	15-22-37	36.5	16	15	8	3	3	76	65.2		
				33-62	.532	7-19	.368	15-18	.833	12-26-38	35.9	16	22	16	4	10	88	76.0		
at #21/21 Texas A&M (3)	12/06/17	58-71	L	22-56	.393	7-15	.467	16-19	.842	9-16-25	34.9	17	16	16	7	10	67	65.4		
				22-63	.349	2-16	.125	12-18	.667	14-27-41	36.5	23	12	12	5	6	58	73.8		
SOUTHEASTERN LOUISIANA	12/10/17	112-62	W	24-61	.393	1-8	.125	22-27	.815	14-28-42	35.8	15	15	11	5	5	71	66.1		
				39-68	.574	18-39	.462	16-18	.889	14-40-54	38.4	15	32	14	6	9	112	78.0		
NORTHWESTERN STATE	12/17/17	89-51	W	23-74	.311	12-37	.324	4-11	.364	16-16-32	35.3	16	14	14	2	6	62	65.7		
				31-57	.544	4-17	.235	23-29	.793	13-27-40	38.6	20	23	19	7	10	89	79.1		
HAMPTON	12/20/17	90-68	W	19-53	.358	3-16	.188	10-16	.625	8-17-25	34.3	25	13	21	1	11	51	64.2		
				31-57	.544	11-21	.524	17-23	.739	11-31-42	38.9	19	24	17	2	6	90	80.1		
#9/9 WEST VIRGINIA*	12/28/17	82-87	L	22-52	.423	9-18	.500	15-23	.652	3-17-20	33.0	23	12	15	3	13	68	64.5		
				29-65	.446	7-25	.280	17-25	.680	12-24-36	38.7	19	17	16	7	10	82	80.2		
at Kansas*	12/31/17	77-86	L	33-71	.465	6-24	.250	15-25	.600	18-25-43	33.8	21	22	15	3	9	87	66.4		
				22-57	.386	7-19	.368	26-33	.788	17-30-47	39.3	23	8	20	5	5	77	80.0		
at Oklahoma*	01/04/18	71-84	L	30-61	.492	6-11	.545	20-31	.645	9-21-30	33.5	20	15	11	5	5	86	67.9		
				27-68	.397	9-22	.409	8-11	.727	12-26-38	39.2	20	14	15	3	4	71	79.4		
TEXAS TECH*	01/07/18	93-72	W	33-64	.516	5-13	.385	13-18	.722	10-30-40	34.0	16	15	11	10	9	84	69.1		
				35-58	.603	10-21	.476	13-15	.867	7-19-26	38.3	25	27	21	1	12	93	80.3		
#7/7 TEXAS*	01/10/18	79-77	W	26-57	.456	6-16	.375	14-25	.560	13-17-30	33.7	17	18	22	2	11	72	69.3		
				28-48	.583	9-11	.818	14-20	.700	5-23-28	37.7	13	16	21	8	6	79	80.2		
at #15/15 West Virginia*	01/13/18	76-74	Wot	32-77	.416	6-21	.286	7-8	.875	20-18-38	34.0	16	19	13	6	10	77	69.8		
				27-69	.391	4-16	.250	18-28	.643	17-32-49	38.4	19	12	24	3	15	76	79.9		
KANSAS*	01/20/18	76-66	W	27-65	.415	8-20	.400	12-15	.800	8-29-37	34.2	21	14	22	5	14	74	70.0		
				26-56	.464	5-17	.294	19-22	.864	9-26-35	38.2	18	17	15	5	7	76	79.7		
at Kansas State*	01/24/18	68-63	W	23-52	.442	9-21	.429	11-18	.611	5-21-26	33.7	23	11	17	3	5	66	69.8		
				24-60	.400	8-27	.296	7-11	.636	11-22-33	33.7	15	16	14	2	12	63	69.4		
OKLAHOMA*	01/27/18	62-58	W	21-64	.328	7-18	.389	13-14	.929	11-24-35	37.8	17	15	11	7	8	62	78.2		
				20-57	.351	4-17	.235	14-22	.636	15-33-48	34.4	15	14	17	7	5	58	68.8		
at Iowa State*	01/30/18	75-52	W	26-55	.473	8-16	.500	15-17	.882	13-28-41	37.9	13	17	15	8	8	75	78.1		
				20-55	.364	6-24	.250	6-8	.750	8-16-24	33.9	17	11	14	7	8	52	68.0		
at #8/8 Texas*	02/03/18	65-92	L	22-62	.355	5-19	.263	16-21	.762	12-16-28	37.5	24	7	12	1	5	65	77.5		
				31-65	.477	10-19	.526	20-25	.800	18-26-44	34.4	21	21	13	11	5	92	69.1		
#22/25 OKLAHOMA STATE*	02/07/18	54-71	L	24-61	.393	3-12	.250	3-6	.500	4-28-32	37.2	16	9	11	6	2	54	76.5		
				27-70	.386	2-18	.111	15-17	.882	16-35-51	35.1	6	13	8	7	7	71	69.2		
at #3/3 Baylor*	02/10/18	63-83	L	23-66	.348	7-22	.318	10-17	.588	14-17-31	37.0	22	9	14	1	3	63	75.9		
				32-58	.552	7-17	.412	12-17	.706	11-31-42	35.4	15	28	16	8	3	83	69.8		
IOWA STATE*	02/14/18	63-68	L	22-56	.393	5-16	.313	14-20	.700	6-30-36	36.9	16	17	13	4	6	63	75.4		
				24-59	.407	10-30	.333	8-12	.667	8-30-38	35.5	15	14	15	6	3	66	69.6		
KANSAS STATE*	02/17/18	87-70	W	32-59	.542	8-22	.364	15-19	.789	11-24-35	36.8	19	23	12	2	8	87	75.8		
				23-53	.434	6-17	.353	18-19	.947	6-19-25	35.1	19	15	14	6	9	70	69.7		
at Texas Tech*	02/21/18	72-60	W	25-58	.431	9-21	.429	13-20	.650	7-21-28	36.5	23	15	11	3	10	72	75.7		
				19-49	.388	5-12	.417	17-28	.607	13-28-41	35.3	20	8	22	3	4	60	69.3		
#3/3 BAYLOR*	02/24/18	53-85	L	16-54	.296	5-18	.278	16-22	.727	7-23-30	36.3	20	7	13	4	6	53	74.9		
				30-66	.455	7-18	.389	18-22	.818	15-35-50	35.8	16	17	12	7	7	85	69.9		
at #-/23 Oklahoma State*	02/26/18	72-85	L	29-67	.433	5-22	.227	9-11	.818	9-24-33	36.2	20	11	13	4	4	72	74.8		
				29-70	.414	7-25	.280	20-23	.870	18-30-48	36.2	14	15	10	4	8	85	70.4		
vs Oklahoma (4)	03/03/18	90-83	W	24-46	.522	10-20	.500	32-39	.821	8-29-37	36.2	24	17	18	11	3	90	75.3		
				28-73	.384	8-17	.471	19-25	.760	19-15-34	36.2	29	6	11	3	9	83	70.8		
vs #3/3 Baylor (4)	03/04/18	48-96	L	18-56	.321	4-18	.222	8-15	.533	4-15-19	35.6	22	7	15	4	4	48	74.4		
				36-60	.600	4-10	.400	18-27	.667	12-37-49	36.6	17	19	12	4	8	94	71.5		
LAMAR (5)	03/15/18	80-68	W	31-51	.608	7-15	.467	11-17	.647	7-28-35	35.6	15	23	20	4	7	80	74.6		
				25-64	.391	7-19	.368	11-17	.647	12-18-30	36.4	17	11	10	2	10	68	71.4		
MISSOURI STATE (5)	03/17/18	86-51	W	31-57	.544	14-23	.609	10-14	.714	6-37-43	35.8	18	23	19	8	11	86	74.9		
				17-67	.254	7-28	.250	10-12	.833	14-21-35	36.3	11	10	18	3	8	51	70.8		
TCU				2473		879-1945	.452	239-642	.372	476-629	.757	328-855-1183	35.8	622-9	555	504	165	243	2473	74.9
Opponents				2337		840-2035	.413	215-639	.336	442-615	.719	408-791-1199	36.3	576	488	485	149	246	2337	70.8

POINTS-REBOUNDS-ASSISTS

Opponent	00 OKONKWO	1 THOMPSON	3 CHRISTIAN	4 RAMIREZ	15 WOODS	20 HEARD	21 COLEMAN	22 MOORE	24 VANN	25 RAY	31 HELLESSEY	33 AKOMOLAFE
ORAL ROBERTS	10-3-0	12-5-2	3-1-1	18-4-7	DNP	3-3-3	0-5-0	21-8-2	3-4-1	DNP	DNP	2-4-2
at SMU	15-6-5	5-3-2	3-3-0	24-4-5	DNP	3-4-1	0-0-0	14-6-0	0-2-3	DNP	0-2-0	0-4-2
TEXAS STATE	10-4-0	14-2-5	4-3-3	5-5-7	DNP	4-4-1	1-0-1	28-8-0	7-1-4	DNP	6-4-0	3-3-4
YALE	18-3-4	13-2-3	0-3-1	13-4-3	DNP	12-6-5	2-0-1	7-5-0	6-4-2	DNP	DNP	1-2-0
vs. Arizona	12-2-1	14-3-1	0-3-1	10-4-2	12-7-7	3-1-0	0-0-0	4-2-2	6-5-3	DNP	2-2-0	5-1-0
vs. Idaho	22-11-0	14-1-2	0-0-0	8-4-1	4-2-1	7-1-1	DNP	20-6-3	3-4-3	8-2-7	DNP	0-2-1
ALABAMA	9-10-0	7-3-2	3-1-1	5-3-5	0-0-2	7-1-2	5-1-1	19-8-2	13-2-3	16-5-2	0-1-1	4-0-1
at #21/21 Texas A&M	19-7-3	0-2-1	DNP	4-0-3	8-8-0	1-0-0	DNP	11-9-0	4-3-0	9-6-5	DNP	2-0-0
SOUTHEASTERN L.A.	15-2-1	11-3-4	9-1-2	33-0-4	2-6-2	10-4-6	2-11-2	10-12-2	2-0-1	4-3-4	6-4-2	8-3-2
NORTHWESTERN ST.	19-5-0	6-2-1	0-3-5	3-1-0	5-1-4	7-3-4	11-1-0	18-8-0	DNP	5-5-5	3-4-3	12-7-1
HAMPTON	31-7-0	7-1-1	0-1-3	18-3-4	3-4-5	15-2-2	0-3-0	4-8-0	DNP	9-6-7	0-1-0	3-1-2
#9/9 WEST VIRGINIA	17-8-1	4-2-1	0-0-0	21-0-3	8-7-3	4-5-1	0-0-0	15-6-2	DNP	11-2-5	DNP	2-4-1
at Kansas	22-10-0	10-2-0	0-1-1	16-4-3	2-3-0	0-0-0	0-2-0	13-9-1	9-0-0	4-3-2	0-2-0	1-4-1
at Oklahoma	21-7-0	17-2-0	0-0-0	6-2-2	7-0-3	0-2-1	DNP	12-8-4	3-0-0	2-5-3	DNP	3-7-1
TEXAS TECH	17-5-1	13-4-2	0-0-0	10-0-7	DNP	12-1-2	8-3-6	18-7-0	0-0-0	13-1-4	0-0-0	2-2-5
#7/7 TEXAS	12-7-0	13-1-2	DNP	0-1-1	4-3-5	4-1-1	3-2-0	19-4-2	0-1-1	17-2-2	DNP	7-5-2
at #15/15 West Virginia	16-12-0	14-1-0	DNP	6-1-0	3-4-4	3-2-1	0-1-0	17-11-1	0-0-0	9-11-5	5-0-0	3-2-1
KANSAS	24-5-2	5-1-3	DNP	14-3-3	3-4-3	2-2-1	2-2-1	19-6-0	0-1-1	7-4-3	DNP	0-2-0
at Kansas State	22-4-2	DNP	DNP	3-2-1	6-0-1	6-3-4	10-6-0	7-6-0	2-3-1	8-3-6	DNP	4-3-0
OKLAHOMA	5-4-3	DNP	DNP	9-1-0	2-2-1	12-2-2	2-3-1	6-11-1	8-2-1	11-2-4	2-0-0	5-3-2
at Iowa State	4-3-2	8-1-2	DNP	12-4-3	7-5-3	4-5-2	5-3-0	25-6-0	3-1-2	5-1-3	2-0-0	0-5-0
at #8/8 Texas	13-4-1	5-0-0	DNP	0-2-0	2-3-2	18-3-2	5-1-0	9-2-1	2-0-0	8-6-1	0-2-0	3-1-0
#22/25 OKLAHOMA STATE	8-5-0	6-3-0	DNP	17-1-4	5-2-4	8-7-0	0-0-0	2-4-0	8-1-0	0-2-0	DNP	0-4-1
at #3/3 Baylor	9-2-0	7-1-1	DNP	12-0-1	14-3-3	8-8-2	0-1-1	5-6-1	3-1-0	DNP	5-1-0	0-3-0
IOWA STATE	14-8-0	0-0-0	DNP	10-1-4	5-3-8	6-5-0	0-0-0	6-6-1	16-2-1	4-7-3	DNP	2-2-0
KANSAS STATE	22-10-1	11-2-1	DNP	12-1-6	4-1-6	6-5-1	6-0-2	16-5-1	0-0-1	8-2-2	0-0-0	2-5-2
at Texas Tech	19-5-1	8-1-1	DNP	8-0-2	4-1-2	9-4-2	0-1-0	6-8-1	2-1-1	9-2-5	7-2-0	0-0-0
#3/3 BAYLOR	13-7-0	2-2-1	DNP	9-2-1	0-1-1	7-4-1	3-0-0	5-9-0	2-0-1	12-0-2	0-0-0	0-1-0
at #-/23 Oklahoma State	9-2-0	18-6-0	DNP	13-2-3	6-2-0	7-1-0	0-0-1	14-4-0	0-4-3	5-3-2	DNP	0-3-2
vs Oklahoma	21-9-2	6-2-0	DNP	19-2-2	5-2-2	2-3-0	0-0-0	8-11-0	13-1-2	14-3-7	DNP	2-3-2
vs #3/3 Baylor	12-4-0	4-2-0	DNP	2-0-1	6-3-2	1-0-1	6-1-0	12-1-0	0-1-0	0-3-3	3-0-0	2-1-0
LAMAR	2-5-1	8-2-3	DNP	0-1-7	3-1-2	7-1-2	0-0-0	24-10-2	8-1-0	16-5-5	DNP	12-6-2
MISSOURI STATE	7-4-3	15-3-1	DNP	14-1-2	10-6-5	9-5-4	4-0-1	6-5-1	8-1-0	6-4-2	3-1-1	4-7-3

STARTERS

Opponent	Record	G	G	G	G/F	F/C
ORAL ROBERTS		Ramirez	Thompson	Vann	Akomolafe	Moore
at SMU		Ramirez	Thompson	Vann	Akomolafe	Moore
TEXAS STATE		Ramirez	Thompson	Vann	Akomolafe	Moore
YALE	3-1	Ramirez	Thompson	Vann	Akomolafe	Moore
vs. Arizona		Ramirez	Thompson	Vann	Woods	Moore
vs. Idaho		Ramirez	Thompson	Vann	Woods	Moore
ALABAMA		Ramirez	Thompson	Vann	Woods	Moore
at #21/21 Texas A&M		Ramirez	Thompson	Vann	Woods	Moore
SOUTHEASTERN L.A.	4-1	Ramirez	Thompson	Vann	Woods	Moore
NORTHWESTERN ST.		Ramirez	Thompson	Ray	Woods	Moore
HAMPTON		Ramirez	Thompson	Ray	Woods	Moore
#9/9 WEST VIRGINIA		Ramirez	Thompson	Ray	Woods	Moore
at Kansas	2-2	Ramirez	Thompson	Ray	Woods	Moore
at Oklahoma	0-1	Ramirez	Thompson	Woods	Akomolafe	Moore
TEXAS TECH		Heard	Thompson	Coleman	Akomolafe	Moore
#7/7 TEXAS	2-0	Heard	Thompson	Coleman	Akomolafe	Moore
at #15/15 West Virginia		Woods	Thompson	Coleman	Akomolafe	Moore
KANSAS	2-0	Woods	Thompson	Coleman	Akomolafe	Moore
at Kansas State		Ray	Woods	Coleman	Akomolafe	Moore
OKLAHOMA		Ray	Woods	Coleman	Akomolafe	Moore
at Iowa State		Ray	Woods	Coleman	Akomolafe	Moore
at #8/8 Texas	3-1	Ray	Woods	Coleman	Akomolafe	Moore
#22/25 OKLAHOMA STATE	0-1	Ray	Thompson	Coleman	Akomolafe	Moore
at #3/3 Baylor	4-2 (0-1)	Ramirez	Thompson	Vann	Woods	Moore
IOWA STATE	2-3 (0-1)	Ramirez	Thompson	Ray	Woods	Moore
KANSAS STATE		Ramirez	Thompson	Coleman	Woods	Moore
at Texas Tech		Ramirez	Thompson	Coleman	Woods	Moore
#3/3 BAYLOR	2-1	Ramirez	Thompson	Coleman	Woods	Moore
at #-/23 Oklahoma State	0-1	Ramirez	Thompson	Ray	Woods	Akomolafe
vs Oklahoma		Ramirez	Thompson	Ray	Akomolafe	Moore
vs #3/3 Baylor	1-1	Ramirez	Thompson	Ray	Akomolafe	Moore
LAMAR	1-0	Ramirez	Woods	Ray	Akomolafe	Moore
MISSOURI STATE	1-0	Heard	Woods	Ray	Akomolafe	Moore

SPECIALTY STATS

(POT - Points off turnovers; PP - Points in paint; 2nd - Second chance points; FAST - Fastbreak points; BP - points off bench)

Opponent	PP	TCU - Opponent POT	2ND	FAST	BP
ORAL ROBERTS	40-34	14-11	10-9	6-12	16-36
at SMU	26-22	9-8	13-8	4-7	21-6
TEXAS STATE	48-10	16-12	9-11	10-2	25-21
YALE	44-44	23-17	9-11	10-6	32-15
vs. Arizona	32-30	24-14	8-3	2-11	22-9
vs. Idaho	32-30	16-6	6-17	4-11	37-8
ALABAMA	48-26	25-18	9-6	16-9	44-28
at #21/21 Texas A&M	38-36	11-8	10-11	5-8	31-2
SOUTHEASTERN L.A.	38-20	22-10	16-19	22-7	54-20
NORTHWESTERN ST.	52-20	28-14	17-3	12-4	52-5
HAMPTON	34-18	18-14	17-2	5-6	49-13
#9/9 WEST VIRGINIA	36-44	17-15	13-13	12-15	23-3
at Kansas	26-44	15-22	20-11	2-8	31-18
at Oklahoma	30-48	13-14	12-6	2-6	26-13
TEXAS TECH	40-32	23-12	11-14	14-11	40-27
#7/7 TEXAS	34-48	9-21	4-14	7-9	33-10
at #15/15 West Virginia	40-28	17-29	11-9	2-10	39-7
KANSAS	28-22	16-24	4-1	6-2	47-13
at Kansas State	28-32	16-16	9-5	10-14	33-4
OKLAHOMA	26-26	16-14	10-11	10-13	36-0
at Iowa State	28-20	21-7	18-4	5-3	33-12
at #8/8 Texas	28-32	14-21	14-16	2-11	38-32
#22/25 OKLAHOMA STATE	34-40	8-11	2-7	4-14	46-7
at #3/3 Baylor	28-42	15-14	13-12	2-2	22-16
IOWA STATE	30-16	12-14	3-6	7-3	38-9
KANSAS STATE	36-30	13-19	23-5	6-4	38-6
at Texas Tech	26-24	23-5	7-15	8-0	46-30
#3/3 BAYLOR	14-36	11-9	5-19	0-8	34-11
at #-/23 Oklahoma State	41-36	8-21	9-18	13-11	30-5
vs Oklahoma	26-26	10-13	7-17	0-2	41-7
vs #3/3 Baylor	22-54	7-15	4-15	2-6	28-10
LAMAR	40-8	17-17	8-13	8-2	25-8
MISSOURI STATE	26-10	18-12	9-10	8-4	51-14
TCU Average	33.3	15.9	10.3	6.8	35.2
Opp. Average	29.9	14.4	10.3	7.3	12.8

SUPERLATIVES

TCU TEAM GAME HIGHS

POINTS	112	SOUTHEASTERN L.A. (12/10/17)
	93	TEXAS TECH (01/07/18)
FIELD GOALS MADE	39	SOUTHEASTERN L.A. (12/10/17)
FIELD GOAL ATTEMPTS	69	at West Virginia (01/13/18)
FIELD GOAL PERCENTAGE	.608 (31-51)	LAMAR (03/15/18)
3 PT FIELD GOALS MADE	18	SOUTHEASTERN L.A. (12/10/17)
3 PT FG ATTEMPTS	39	SOUTHEASTERN L.A. (12/10/17)
3 PT FG PERCENTAGE	.818 (9-11)	TEXAS (01/10/18)
FREE THROWS MADE	32	vs Oklahoma (03/03/18)
FREE THROW ATTEMPTS	39	vs Oklahoma (03/03/18)
FREE THROW PERCENTAGE	.929 (13-14)	OKLAHOMA (01/27/18)
REBOUNDS	54	SOUTHEASTERN L.A. (12/10/17)
ASSISTS	32	SOUTHEASTERN L.A. (12/10/17)
STEALS	15	at West Virginia (01/13/18)
BLOCKED SHOTS	11	vs Oklahoma (03/03/18)
	11	ORAL ROBERTS (11/11/17)
TURNOVERS	24	at West Virginia (01/13/18)
FOULS	25	TEXAS TECH (01/07/18)

TCU TEAM GAME LOWS

POINTS	48	vs Baylor (03/04/18)
	53	BAYLOR (02/24/18)
FIELD GOALS MADE	16	BAYLOR (02/24/18)
FIELD GOAL ATTEMPTS	46	vs Oklahoma (03/03/18)
FIELD GOAL PERCENTAGE	.296 (16-54)	BAYLOR (02/24/18)
3 PT FIELD GOALS MADE	2	at Texas A&M (12/06/17)
3 PT FG ATTEMPTS	11	TEXAS (01/10/18)
3 PT FG PERCENTAGE	.125 (2-16)	at Texas A&M (12/06/17)
FREE THROWS MADE	3	OKLAHOMA STATE (02/07/18)
FREE THROW ATTEMPTS	6	OKLAHOMA STATE (02/07/18)
FREE THROW PERCENTAGE	.500 (3-6)	OKLAHOMA STATE (02/07/18)
REBOUNDS	19	vs Baylor (03/04/18)
ASSISTS	7	Three times
STEALS	2	OKLAHOMA STATE (02/07/18)
BLOCKED SHOTS	1	Three times
TURNOVERS	7	vs Idaho (11/25/17)
FOULS	13	TEXAS (01/10/18)
	13	at Iowa State (01/30/18)

TCU INDIVIDUAL GAME HIGHS

Points	33	Ramirez, Amber vs Southeastern La. (12/10/17)
	31	Okonkwo, Amy vs Hampton (12/20/17)
	28	Moore, Jordan vs Texas State (11/18/17)
	25	Moore, Jordan at Iowa State (01/30/18)
Field Goals Made	14	Moore, Jordan vs Texas State (11/18/17)
	11	Okonkwo, Amy vs Hampton (12/20/17)
	11	Ramirez, Amber vs Southeastern La. (12/10/17)
Field Goal Att.	17	Ramirez, Amber vs Southeastern La. (12/10/17)
	17	Okonkwo, Amy vs Idaho (11/25/17)
FG Pct (min 5 made)	.909 (10-11)	Moore, Jordan vs Lamar (03/15/18)
	.900 (9-10)	Moore, Jordan vs Idaho (11/25/17)
3-Point FG Made	11	Ramirez, Amber vs Southeastern La. (12/10/17)
	6	Ramirez, Amber vs Hampton (12/20/17)
	6	Ramirez, Amber at SMU (11/14/17)
3-Point FG Att.	17	Ramirez, Amber vs Southeastern La. (12/10/17)
	11	Ramirez, Amber at SMU (11/14/17)
3-Pt FG Pct (min 2 made)	1.000 (4-4)	Vann, Dakota vs Alabama (12/01/17)
	1.000 (4-4)	Thompson, Torea vs Idaho (11/25/17)
	1.000 (3-3)	Three times
Free Throws Made	10	Okonkwo, Amy at Kansas (12/31/17)
	10	Okonkwo, Amy vs Idaho (11/25/17)
Free Throw Att.	10	Four times
FT Pct (min 3 made)	1.000 (10-10)	Okonkwo, Amy at Kansas (12/31/17)
	1.000 (10-10)	Okonkwo, Amy vs Idaho (11/25/17)
	1.000 (9-9)	Moore, Jordan at Iowa State (01/30/18)
Rebounds	12	Okonkwo, Amy at West Virginia (01/13/18)
	12	Moore, Jordan vs Southeastern La. (12/10/17)
Assists	8	Woods, Jayde vs Iowa State (02/14/18)
	7	Eight times
Steals	5	Okonkwo, Amy vs Northwestern State (12/17/17)
	4	Four times
Blocked Shots	7	Moore, Jordan vs Oral Roberts (11/11/17)
	5	Moore, Jordan vs Texas (01/10/18)
	5	Moore, Jordan vs Texas State (11/18/17)
Turnovers	6	Woods, Jayde vs Texas (01/10/18)
	6	Heard, Lauren vs Texas Tech (01/07/18)
Fouls	5	Nine times
Minutes	40	Ray, Kianna vs Oklahoma (01/27/18)
	38	Ray, Kianna at West Virginia (01/13/18)
	38	Ramirez, Amber vs Yale (11/21/17)

OPPONENT GAME HIGHS

POINTS	94	vs Baylor (03/04/18)
	92	at Texas (02/03/18)
FIELD GOALS MADE	36	vs Baylor (03/04/18)
FIELD GOAL ATTEMPTS	77	TEXAS (01/10/18)
FIELD GOAL PERCENTAGE	.600 (36-60)	vs Baylor (03/04/18)
3 PT FIELD GOALS MADE	12	SOUTHEASTERN L.A. (12/10/17)
3 PT FG ATTEMPTS	37	SOUTHEASTERN L.A. (12/10/17)
3 PT FG PERCENTAGE	.750 (3-4)	at SMU (11/14/17)
FREE THROWS MADE	22	at Texas A&M (12/06/17)
FREE THROW ATTEMPTS	31	at Kansas (12/31/17)
FREE THROW PERCENTAGE	.947 (18-19)	KANSAS STATE (02/17/18)
REBOUNDS	51	OKLAHOMA STATE (02/07/18)
ASSISTS	28	at Baylor (02/10/18)
STEALS	14	at West Virginia (01/13/18)
BLOCKED SHOTS	11	at Texas (02/03/18)
TURNOVERS	22	Four times
FOULS	29	vs Oklahoma (03/03/18)

OPPONENT TEAM GAME LOWS

POINTS	51	NORTHWESTERN STATE (12/17/17)
	51	MISSOURI STATE (03/17/18)
FIELD GOALS MADE	17	TEXAS STATE (11/18/17)
	17	MISSOURI STATE (03/17/18)
FIELD GOAL ATTEMPTS	49	at Texas Tech (02/21/18)
FIELD GOAL PERCENTAGE	.254 (17-67)	MISSOURI STATE (03/17/18)
3 PT FIELD GOALS MADE	1	at Texas A&M (12/06/17)
3 PT FG ATTEMPTS	4	at SMU (11/14/17)
3 PT FG PERCENTAGE	.111 (2-18)	OKLAHOMA STATE (02/07/18)
FREE THROWS MADE	4	SOUTHEASTERN L.A. (12/10/17)
FREE THROW ATTEMPTS	8	TEXAS (01/10/18)
	8	at Iowa State (01/30/18)
FREE THROW PERCENTAGE	.364 (4-11)	SOUTHEASTERN L.A. (12/10/17)
REBOUNDS	20	HAMPTON (12/20/17)
ASSISTS	6	vs Oklahoma (03/03/18)
STEALS	3	Three times
BLOCKED SHOTS	0	TEXAS STATE (11/18/17)
TURNOVERS	8	vs Idaho (11/25/17)
	8	OKLAHOMA STATE (02/07/18)
FOULS	6	OKLAHOMA STATE (02/07/18)

OPPONENT INDIVIDUAL GAME HIGHS

Points	32	Davenport, Naomi vs West Virginia (12/28/17)
	30	Goodwin, Loryn at Oklahoma State (02/26/18)
	28	Brown, Kalani vs Baylor (03/04/18)
	26	Carleton, Bridget vs Iowa State (02/14/18)
	25	Atkins, Ariel vs Texas (01/10/18)
Field Goals Made	13	Davenport, Naomi vs West Virginia (12/28/17)
	11	Brown, Kalani vs Baylor (03/04/18)
Field Goal Att.	23	Davenport, Naomi vs West Virginia (12/28/17)
	22	Pimentel, Jadyln vs Lamar (03/15/18)
FG Pct (min 5 made)	.786 (11-14)	Brown, Kalani vs Baylor (03/04/18)
	.778 (7-9)	Three times
3-Point FG Made	6	Garvie, Sarah vs Oral Roberts (11/11/17)
	5	Landrum, Juicy at Baylor (02/10/18)
	5	Kopatich, Kylee vs Kansas (01/20/18)
3-Point FG Att.	13	Ferez, Mikayla vs Idaho (11/25/17)
	12	Carrier, Morgan vs Southeastern La. (12/10/17)
3-Pt FG Pct (min 2 made)	1.000 (3-3)	Atkins, Ariel at Texas (02/03/18)
	1.000 (3-3)	PERRY, Kiara at SMU (11/14/17)
	1.000 (2-2)	Five times
Free Throws Made	11	Goodwin, Loryn at Oklahoma State (02/26/18)
	9	Pierce, Taylor vs Idaho (11/25/17)
Free Throw Att.	14	Goodwin, Loryn at Oklahoma State (02/26/18)
	10	Brown, Kalani vs Baylor (03/04/18)
	10	Blaire, Brielle vs Texas Tech (01/07/18)
FT Pct (min 3 made)	1.000 (9-9)	Pierce, Taylor vs Idaho (11/25/17)
	1.000 (8-8)	Williams, Peyton vs Kansas State (02/17/18)
	1.000 (8-8)	Jensen, Kaylee vs Oklahoma State (02/07/18)
Rebounds	17	Muldrow, Teana vs West Virginia (12/28/17)
	16	Jensen, Kaylee vs Oklahoma State (02/07/18)
	16	Howard, Anriel at Texas A&M (12/06/17)
Assists	11	Goth, Kayla at Kansas State (01/24/18)
	11	McCarty, Brooke vs Texas (01/10/18)
Steals	5	Page, Kaylee at Kansas State (01/24/18)
	5	Atkins, Ariel vs Texas (01/10/18)
Blocked Shots	6	Ricketts, Claire vs Iowa State (02/14/18)
	6	Caron-Goudreau, A. at Texas (02/03/18)
Turnovers	6	Wallace, Kristy vs Baylor (02/24/18)
	6	Ihim, Faith vs Oral Roberts (11/11/17)
Fouls	5	10 times

THE LAST TIME...

A TCU TEAM...

Scored 100+ points	W, 112-62 vs. Southeastern La. (12/10/17)
Scored 100+ points in non-overtime game	W, 112-62 vs. Southeastern La. (12/10/17)
Scored 100+ points in a conference game	W, 100-96 (4OT) at Utah (2/10/10)
Scored 100+ points in a Big 12 game	None
Scored 90+ points	W, 90-83, vs Oklahoma (3/3/18)
Scored 90+ points in a conference game	W, 93-72, vs Texas Tech (1/7/18)
Played an overtime game	W, 76-74 (OT) at West Virginia (1/13/18)
Won an overtime game	W, 76-74 (OT) at West Virginia (1/13/18)
Played a two overtime game	W, 87-73 (2OT) vs. SMU (11/17/10)
Played a three overtime game	L, 111-121 (3OT) vs Hardin-Simmons (11/28/81)
Played a four overtime game	W, 100-96 (4OT) at Utah (2/10/10)
Played consecutive overtime games	None
Held a team to 40 points or less	W, 95-39 vs Alcorn State (12/20/16)
Held a team to 20 points or less in a half	17 (1st half) at Texas Tech (2/21/18)
Shot 60+ percent FG	60.8 (31-51) vs Lamar (3/15/18)
Shot 60+ percent FG in a half	60.7 (17-28) 2nd vs Lamar (3/15/18)
Held a team to 20 percent FG	15.7 (8-of-51) vs Sam Houston State (11/15/16)
Held a team to 20 percent FG in a half	18.9 (7-of-37) (2nd) vs. Southeastern La. (12/10/17)
Made 10+ 3-pointers	14 vs. Missouri State (3/17/18)
Made 15+ 3-pointers	18 vs. Southeastern La. (12/10/17)
Did not make a 3-pointer	(0-of-9) vs UTRGV (1/5/12)
Active streak of 207 games with a 3-pointer	
Held a team to zero 3-pointers	(0-of-1) at LSU (12/4/16)
Shot 90 percent FT (min. 10 att.)	92.9 (13-of-14) vs. Oklahoma (1/27/18)
Attempted 35+ free throws	39 vs Oklahoma (3/3/18)
Made 30+ free throws	32 vs Oklahoma (3/3/18)
Had 30+ assists	33 vs. Southeastern La. (12/10/17)
Had 25+ assists	27 vs Texas Tech (1/7/18)
Forced 30+ turnovers	31 vs Texas Southern (11/22/14)
Forced 25+ turnovers	28 vs Sam Houston State (11/15/16)
Had 20+ steals	20 vs Cornell (1/2/06)
Had 15+ steals	15 at West Virginia (1/13/18)
Had 15+ blocks	19 vs UAB (1/16/05)*
	*NCAA Record
Had 10+ blocks	11 vs Oklahoma (3/3/18)
Never trailed in a game	W, 87-70, vs Kansas State (2/17/18)
Overcame a 10-point deficit to win	at West Virginia (1/13/18)
	Trailed by 18, 49-31, with 5:52 left in 3Q, won 76-74 (OT)
Overcame a 15-point deficit to win	at West Virginia (1/13/18)
	Trailed by 18, 49-31, with 5:52 left in 3Q, won 76-74 (OT)
Overcame a 20-point deficit to win	vs Iowa State (1/7/15)
	Trailed by 24, 51-27, with 16:21 left in second half, won 86-84
Had six players score in double figures	vs Texas Tech (1/7/18)
	Jordan Moore (18), Amy Okonkwo (17), Kianna Ray (13),
	Toree Thompson (13), Lauren Heard (12), Amber Ramirez (10)
Had five players score in double figures	vs. Southeastern La. (12/10/17)
	Amber Ramirez (33), Amy Okonkwo (15), Toree Thompson (11), Lauren Heard (10), Jordan Moore (10)
Had two players score 20+ points	vs Idaho (11/25/17)
	Amy Okonkwo (22), Jordan Moore (20)
Had three players score 20+ points	vs Stephen F. Austin (3/19/15)
	Jada Butts (21), Veja Hamilton (21), Chelsea Prince (20)
Had two players record double-doubles	at West Virginia (1/13/18)
	Jordan Moore (17 pts, 11 reb)
	Amy Okonkwo (16 pts, 12 reb)
Beat a ranked team	W, 76-74 (OT), at #15 West Virginia (1/13/18)
Beat a top-10 team	W, 79-77, vs #7 Texas (1/10/18)
Beat a top-5 team	W, 82-73, at #3 California (12/7/08)
Beat a ranked team on the road	W, 76-74 (OT), at #15 West Virginia (1/13/18)
Won consecutive games against ranked team	W, 76-74 (OT), at #15 West Virginia (1/13/18)
	W, 79-77, vs #7 Texas (1/10/18)
Was ranked in AP Poll	Feb. 5, 2018 (24th)
Was ranked in Coaches Poll	Feb. 6, 2018 (24th)
Highest AP Poll ranking	13th (2/23/04)
Highest Coaches Poll ranking	15th (3/1/04)
Received votes in AP Poll	Feb. 12, 2018
Received votes in Coaches Poll	Feb. 13, 2018

A TCU PLAYER...

Scored 40+ points	43, Emily Carter vs. SMU (11/17/10)
Scored 30+ points	31, Amy Okonkwo vs. Hampton (12/20/17)
Scored 20+ points	24, Jordan Moore vs Lamar (3/15/18)
Scored 20+ points in half	22 (2nd half), AJ Alix at Kansas (2/5/17)
Scored 10+ points in 10 or more consecutive games	12, Amy Okonkwo
	at Texas A&M (12/16/17)
	thru at Kansas State (1/24/18)
Scored 10+ points in 15 or more consecutive games	18, Zahna Medley
	vs Oklahoma State (1/29/14)
	thru vs Texas Southern (11/22/14)
Scored 20+ points in consecutive games	2, Amy Okonkwo
	24 vs Kansas (1/20/18)
	22 at Kansas State (1/24/18)
Scored 20+ points in three or more consecutive games	4, AJ Alix
	at Kansas (2/5/17)
	thru at Oklahoma State 92/15/17)
Scored 20+ points in five or more consecutive games	5, Sandora Irvin
	vs Oklahoma (12/9/04)
	thru vs Grambling (12/29/04)
Made 10+ field goals	11, Amy Okonkwo vs. Hampton (12/20/17)
Shot 100% FG (min. 5 att.)	8-of-8, Amy Okonkwo vs Grambling (11/22/16)
Made 8+ 3-pointers	11, Amber Ramirez vs. Southeastern La. (12/10/17)
Made 5+ 3-pointers	5, Amber Ramirez vs West Virginia (12/28/17)
Made 15+ free throws	16, Emily Carter vs SMU (11/17/10)
Made 10+ free throws	10, Amy Okonkwo at Kansas (12/31/17)
Had 20+ rebounds	21, Sandora Irvin vs USF (2/9/11)
Had 15+ rebounds	16, Jordan Moore vs Kansas (1/22/17)
Had a double-double	Jordan Moore (24 pts, 10 reb) vs Lamar (3/15/18)
Had consecutive double-doubles	2, Jordan Moore
	18 pts, 14 reb at Kansas (2/5/17)
	11 pts, 14 reb vs Texas Tech (2/8/17)
Had double-double in three or more consecutive games	3, Starr Crawford
	at Air Force (1/29/11)
	thru at UNLV (2/9/11)
Had double-double in four or more consecutive games	4, Sandora Irvin
	at Utah (12/19/04)
	thru vs UT Arlington (1/2/05)
Had double-double in five or more consecutive games	15, Sandora Irvin
	vs Cincinnati (1/25/04)
	thru vs Georgia (3/22/04)
Had a triple-double	Helena Sverrisdottir (16 pts, 11 st, 10 reb) vs Oral Roberts (3/17/11)
	Three in TCU history
Had 13+ assists	13, Zahna Medley vs Oklahoma (1/9/13)
Had 10+ assists	10, AJ Alix vs Kansas State (1/2/16)
Had 7+ steals	7, Chelsea Prince vs Kansas State (2/11/15)
Had 5+ steals	5, Amy Okonkwo vs. Northwestern State (12/17/17)
Had 10+ blocks	10, Latricia Lovings vs Stephen F. Austin (12/4/13)
Had 5+ blocks	5, Jordan Moore vs Texas (1/10/18)
Played every minute in a game	Kianna Ray vs. Oklahoma (1/27/18)
Played more than 40 min.	Chelsea Prince (42), Jada Butts (41),
	Zahna Medley (42) and Natalie Ventress (41) vs Southern Miss (3/22/15)

00 Amy OKONKWO | Jr. | 6'2" | F | Rancho Cucamonga, Calif. (Etiwanda HS) / USC



CAREER HIGHS

Points	31	Hampton (12/20/17)	Field Goals	11	Hampton (12/20/17)
Rebounds	12	at West Virginia (11/13/18)	FG Attempts	17	vs Idaho (11/25/17)
Assists	5	at SMU (11/14/17)	3-Pointers	3 (3x)	last vs Oklahoma (3/3/18)
Blocks	2 (6x)	last Texas (1/10/18)	3PT Attempts	7	Baylor (2/24/18)
Steals	5	Northwestern State (12/17/17)	Free Throws	10 (2x)	last at Kansas (12/31/17)
Minutes	32	West Virginia (12/29/16)	FT Attempts	10 (3x)	last at Texas Tech (2/21/18)

NOTES

- Big 12 Sixth Man Award and All-Big 12 Second Team
- Academic All-Big 12 First Team
- Leads team, 11th in Big 12 in scoring (14.8 ppg); come off bench in every game
- Scored in double figures in 25 games; 20-plus eight times
- 489 points this season 11th in TCU history; two away from entering top 10
- 88.9 FT% is 1st in Big 12, 13th in NCAA; second among autonomy conference players; would be TCU single-season record; 10-of-10 at FT line twice this season
- 50.9 FG% ranks 14th in Big 12; only been one 50/90 season in Big 12 history (Danielle Robinson, Oklahoma, 2008-09); was on pace for 90% until 2-of-4 against Baylor in Big 12 semifinal; would need 14 consecutive makes to get back to 90%
- Four double-doubles this season; second on team with 5.8 rebounds per game
- First Frog with 12 straight double-figure scoring games since Veja Hamilton had 13 consecutive in 2014-15
- Named Big 12 Player of Week (Dec. 22) after career-high 31 points against Hampton
- MVP of Warner Center Marriott Thanksgiving Classic
- Big 12's student-athlete representative to NCAA autonomy governance, one of just three representatives from the conference; attended NCAA Convention on Jan. 18-19 to vote on proposed legislation

CAREER STATISTICS (*at USC)																		
Overall	GP-S	Min-Avg.	FG-A	.Pct	3FG-A	.Pct	FT-FTA	.Pct	O-D-T	Avg.	PF-D	A	TO	B	S	TP	Avg.	
2014-15*	27-1	193-7.1	35-68	.515	0-5	.000	20-33	.606	26-32-58	2.1	21-0	5	7	4	7	90	3.3	
2015-16							-- Redshirted --											
2016-17	30-14	548-18.3	109-219	.498	19-55	.345	69-88	.784	45-119-164	5.5	72-2	31	57	8	33	306	10.2	
2017-18	33-0	660-20.0	175-344	.509	27-68	.397	112-126	.889	71-119-190	5.8	70-0	34	65	15	28	489	14.8	
TOTAL	63-14	1208-19.2	284-563	.504	46-123	.374	181-214	.846	116-238-354	5.6	142-2	65	122	23	61	795	12.6	
All*	90-15	1401-15.6	319-631	.506	46-128	.359	201-247	.814	142-270-412	4.6	163-2	70	129	27	68	885	9.8	
Big 12	GP-S	Min-Avg.	FG-A	.Pct	3FG-A	.Pct	FT-FTA	.Pct	O-D-T	Avg.	PF-D	A	TO	B	S	TP	Avg.	
2016-17	18-10	333-18.5	57-130	.438	6-33	.182	48-61	.787	26-70-96	5.3	47-2	12	33	7	16	168	9.3	
2017-18	17-0	358-21.1	88-182	.484	15-42	.357	67-75	.893	40-66-106	6.2	38-0	14	40	8	15	258	15.2	
TOTAL	35-10	691-19.7	145-312	.465	21-75	.280	115-136	.846	66-136-202	5.8	85-2	26	73	15	31	426	12.2	

2017-18 GAME-BY-GAME

Opponent	M	FG	3P	FT	Reb	F	A	TO	B	S	Pt
ORAL ROBERTS	16	4-10	0-3	2-2	2-1-3	0	0	2	0	1	10
at SMU	24	6-10	1-3	2-2	1-5-6	3	5	1	2	1	15
TEXAS STATE	14	3-5	0-0	4-4	1-3-4	3	0	1	0	1	10
YALE	28	8-14	1-2	1-2	2-1-3	4	4	2	0	2	18
vs. Arizona	25	6-9	0-0	0-0	1-1-2	2	1	2	0	1	12
vs. Idaho	20	6-17	0-0	10-10	4-7-11	1	0	0	1	2	22
ALABAMA	13	4-10	0-1	1-2	5-5-10	2	0	1	0	0	9
at Texas A&M	24	7-15	1-3	4-4	3-4-7	3	3	0	2	0	19
SOUTHEASTERN LA.	13	5-8	1-2	4-4	1-1-2	1	1	0	0	1	15
NORTHWESTERN ST.	16	6-8	0-1	7-8	4-1-5	3	0	2	0	5	19
HAMPTON	19	11-14	2-3	7-8	3-4-7	1	0	2	0	0	31
WEST VIRGINIA	23	6-14	1-3	4-5	4-4-8	2	1	4	0	1	17
at Kansas	20	6-9	0-1	10-10	4-6-10	3	0	2	1	0	22
at Oklahoma	19	8-12	2-2	3-4	4-3-7	4	0	3	0	0	21
TEXAS TECH	25	6-9	1-2	4-4	3-2-5	2	1	2	1	1	17
TEXAS	26	4-9	2-3	2-4	2-5-7	1	0	5	2	1	12
at West Virginia	24	6-11	1-1	3-3	4-8-12	2	0	3	1	4	16
KANSAS	22	8-15	1-3	7-7	3-2-5	2	3	1	2	1	24
at Kansas State	24	6-10	3-3	7-7	2-2-4	0	2	0	0	1	22
OKLAHOMA	17	1-7	1-3	2-2	1-3-4	3	3	2	0	0	5
at Iowa State	15	1-7	0-2	2-2	1-2-3	1	2	3	1	1	4
at Texas	25	6-14	0-3	1-1	4-0-4	2	1	2	0	0	13
OKLAHOMA STATE	19	4-11	0-2	0-0	0-5-5	3	0	0	1	0	8
at Baylor	16	4-10	0-3	1-2	0-2-2	3	0	3	0	0	9
IOWA STATE	16	5-11	0-0	4-4	3-5-8	3	0	1	0	0	14
KANSAS STATE	23	8-11	0-2	6-6	4-6-10	1	1	0	0	2	22
at Texas Tech	18	5-9	1-2	8-10	1-4-5	2	1	2	0	1	19
BAYLOR	26	4-13	2-7	3-4	0-7-7	3	0	5	0	1	13
at Oklahoma State	11	4-7	0-0	1-1	0-2-2	0	0	1	1	0	9
vs Oklahoma	30	9-13	3-4	0-0	2-7-9	0	2	2	1	0	21
vs Baylor	21	4-10	2-2	2-4	1-3-4	2	0	2	0	0	12
LAMAR	12	1-3	0-0	0-0	0-5-5	2	1	4	0	0	2
MISSOURI STATE	16	3-9	1-2	0-0	1-3-4	3	3	3	1	0	7

1 Toree THOMPSON | Sr. | 5'10" | G | Broken Arrow, Okla. (Broken Arrow HS) / Ole Miss



CAREER HIGHS (*at Ole Miss)

Points	23*	vs Utah (11/28/14)	Field Goals	7 (2x)	last at Oklahoma State (2/15/17)
Rebounds	7	at Iowa State (01/27/16)	FG Attempts	16	at West Virginia (11/13/18)
Assists	5 (3x)	last Texas State (11/18/17)	3-Pointers	4 (9x)	last Missouri State (3/17/18)
Blocks	1 (12x)	last vs Baylor (3/4/18)	3PT Attempts	9 (2x)	last at Oklahoma State (2/26/18)
Steals	3 (2x)	last Yale (11/21/17)	Free Throws	8*	at Nevada (11/29/14)
Minutes	34 (3x)	last Oklahoma State (2/7/18)	FT Attempts	8 (2x)	ULM (12/05/15)

NOTES

- Fifth in Big 12 in 3-point percentage at 40.7%
- Injury cost her two games; at K-State (Jan. 24) and versus Oklahoma (Jan. 27)
- Scored in double figures in 14 games
- Started all but four games this season; two games following in jury and both WNIT games
- TCU career-high 18 points in regular-season finale at Oklahoma State
- Second on team, 13th in Big 12, with 1.6 3-point makes per game
- All-tournament at Warner Center Marriott Thanksgiving Classic after scoring 14 points in both games, including 4-of-4 3-pointers against Idaho in championship game
- 14th time in program history somebody was perfect from 3-point range on at least four attempts; Thompson has done so twice
- One of two seniors on roster (Coleman)
- Career 37.2% from deep at TCU would be eighth in TCU history
- Started final 11 games last season
- Averaged 7.0 points per game last season
- Averaged 8.9 points per game in Big 12 play, had seven of her eight double-figure scoring games in Big 12 play

CAREER STATISTICS (*at Ole Miss)																	
Overall	GP-S	Min-Avg.	FG-A	.Pct	3FG-A	.Pct	FT-FTA	.Pct	O-D-T	Avg.	PF-D	A	TO	B	S	TP	Avg.
2014-15*	12-9	211-17.6	24-83	.289	9-39	.231	24-33	.727	7-11-18	1.5	24-1	19	26	2	7	81	6.8
2015-16	33-1	642-19.5	82-206	.398	48-121	.397	40-59	.678	10-62-72	2.2	63-1	33	52	4	23	252	7.6
2016-17	29-14	638-22.0	68-194	.351	27-92	.293	39-51	.765	15-46-61	2.1	80-3	29	30	3	22	202	7.0
2017-18	31-27	766-24.7	89-223	.399	50-123	.407	49-59	.831	7-58-65	2.1	65-2	42	39	4	29	277	8.9
TOTAL	93-42	2046-22.0	239-623	.384	125-336	.372	128-169	.757	32-166-198	2.1	208-6	104	121	11	74	731	7.9
All*	105-51	2257-21.5	263-706	.373	134-375	.357	152-202	.752	39-177-216	2.1	232-7	123	147	13	81	812	7.7
BIG 12	GP-S	Min-Avg.	FG-A	.Pct	3FG-A	.Pct	FT-FTA	.Pct	O-D-T	Avg.	PF-D	A	TO	B	S	TP	Avg.
2015-16	18-0	340-18.9	35-107	.327	16-58	.276	18-22	.818	6-38-44	2.4	34-0	16	22	0	14	104	5.8
2016-17	18-10	448-24.9	54-137	.394	24-69	.348	29-39	.744	13-33-46	2.6	57-2	19	18	1	12	161	8.9
2017-18	16-14	418-26.1	48-124	.387	24-64	.375	21-28	.750	2-27-29	1.8	39-1	14	21	2	10	141	8.8
TOTAL	52-24	1206-23.2	137-368	.372	64-191	.335	68-89	.764	21-98-119	2.3	130-3	49	61	3	36	406	7.7

2017-18 GAME-BY-GAME

Opponent	M	FG	3P	FT	Reb	F	A	TO	B	S	Pt
ORAL ROBERTS*	29	4-10	1-4	3-3	0-5-5	2	2	1	0	2	12
at SMU*	25	2-10	1-4	0-0	0-3-3	1	2	1	0	1	5
TEXAS STATE*	25	5-8	4-5	0-0	0-2-2	1	5	1	0	1	14
YALE*	24	4-8	1-4	4-5	1-1-2	1	3	3	0	3	13
vs. Arizona*	32	3-6	2-5	6-6	2-1-3	1	1	1	0	2	14
vs. Idaho*	24	4-5	4-4	2-2	0-1-1	3	2	1	0	2	14
ALABAMA*	31	3-6	1-3	0-0	0-3-3	1	2	0	0	1	7
at Texas A&M*	25	0-3	0-1	0-0	0-2-2	3	1	0	0	2	0
SOUTHEASTERN LA.*	22	3-8	3-7	2-2	0-3-3	1	4	2	0	1	11
NORTHWESTERN ST.*	17	2-6	1-4	1-1	2-0-2	3	1	1	0	6	6
HAMPTON*	19	2-5	1-3	2-2	0-1-1	0	1	5	0	1	7
WEST VIRGINIA*	28	2-9	0-5	0-0	0-2-2	5	1	1	0	2	4
at Kansas*	26	3-9	2-4	2-4	0-2-2	3	0	2	1	0	10
at Oklahoma*	33	6-12	3-5	2-2	0-2-2	2	0	1	0	1	17
TEXAS TECH*	29	4-7	3-6	2-2	0-4-4	4	2	1	0	1	13
TEXAS*	32	5-7	3-4	0-0	0-1-1	0	2	0	0	1	13
at West Virginia*	35	5-16	2-6	2-2	0-1-1	1	0	3	0	0	14
KANSAS*	22	1-6	0-2	3-4	0-1-1	4	3	1	0	2	5
at Kansas State					--DNP (injury)--						
OKLAHOMA					--DNP (injury)--						
at Iowa State	19	2-5	2-3	2-2	0-1-1	1	2	1	0	0	8
at Texas	19	2-5	1-1	0-0	0-0-0	0	0	0	0	1	5
OKLAHOMA STATE*	34	2-8	0-3	2-2	0-3-3	3	0	1	0	0	6
at Baylor*	27	2-6	1-3	2-4	1-0-1	2	1	2	0	0	7
IOWA STATE*	10	0-2	0-2	0-0	0-0-0	3	0	0	0	0	0
KANSAS STATE*	28	4-9	2-7	1-2	0-2-2	2	1	4	0	1	11
at Texas Tech*	18	3-5	2-2	0-0	1-0-1	1	1	0	0	1	8
BAYLOR*	26	1-5	0-2	0-0	0-2-2	1	1	0	0	0	2
at Oklahoma State*	32	6-13	3-9	3-4	0-6-6	4	0	4	1	0	18
vs Oklahoma*	19	0-3	0-1	6-6	0-2-2	5	0	1	0	0	6
vs Baylor*	21	1-4	1-4	1-2	0-2-2	0	0	0	1	0	4
LAMAR	19	3-6	2-4	0-1	0-2-2	1	3	1	0	1	8
MISSOURI STATE	16	5-11	4-6	1-1	0-3-3	3	1	0	0	2	15

3 Mikayla CHRISTIAN | So. | 5'9" | G | Round Rock, Texas (Vista Ridge HS)



CAREER HIGHS

Points	19	Alcorn State (12/20/16)	Field Goals	6	Alcorn State (12/20/16)
Rebounds	5	Texas Southern (12/18/16)	FG Attempts	8	Alcorn State (12/20/16)
Assists	5	Northwestern State (12/17/17)	3-Pointers	5	Alcorn State (12/20/16)
Blocks	1 (5x)	last vs Arizona (11/24/17)	3PT Attempts	7	Alcorn State (12/20/16)
Steals	2 (2x)	last Alcorn State (12/20/16)	Free Throws	2 (4x)	last Texas (11/18/17)
Minutes	25	Texas Southern (12/18/16)	FT Attempts	2 (5x)	last Texas (11/18/17)

2017-18 GAME-BY-GAME

Opponent	M	FG	3P	FT	Reb	F	A	TO	B	S	Pt
ORAL ROBERTS	10	1-1	1-1	0-0	0-1-1	0	1	1	0	0	3
at SMU	23	1-3	1-3	0-0	0-3-3	1	0	0	0	1	3
TEXAS STATE	22	1-5	0-3	2-2	0-3-3	2	3	1	0	0	4
YALE	13	0-2	0-1	0-0	0-3-3	1	1	0	1	0	0
vs. Arizona	9	0-0	0-0	0-0	1-2-3	0	1	0	1	0	0
vs. Idaho	2	0-0	0-0	0-0	0-0-0	0	0	0	0	0	0
ALABAMA	7	1-2	1-1	0-0	0-1-1	0	1	0	0	1	3
at Texas A&M					--DNP--						
SOUTHEASTERN LA.	13	3-5	3-5	0-0	0-1-1	1	2	0	0	0	9
NORTHWESTERN ST.	19	0-1	0-1	0-0	0-3-3	1	5	2	0	0	0
HAMPTON	12	0-0	0-0	0-0	0-1-1	3	3	1	0	0	0
WEST VIRGINIA	2	0-0	0-0	0-0	0-0-0	0	0	0	0	0	0
at Kansas	5	0-0	0-0	0-0	0-1-1	0	1	0	0	1	0
at Oklahoma	3	0-0	0-0	0-0	0-0-0	0	0	0	0	0	0
TEXAS TECH	2	0-0	0-0	0-0	0-0-0	0	0	0	0	0	0
TEXAS					--DNP--						
at West Virginia					--DNP--						
KANSAS					--DNP--						
at Kansas State					--DNP--						
OKLAHOMA					--DNP--						
at Iowa State					--DNP--						
at Texas					--DNP--						
OKLAHOMA STATE					--DNP--						
at Baylor					--DNP--						
IOWA STATE					--DNP--						
KANSAS STATE					--DNP--						
at Texas Tech					--DNP--						
BAYLOR					--DNP--						
at Oklahoma State					--DNP--						
vs Oklahoma					--DNP--						
vs Baylor					--DNP--						
LAMAR					--DNP--						
MISSOURI STATE					--DNP--						

NOTES

- Has not played since Jan. 7 win over Texas Tech
- Season-high nine points with three 3-pointers vs Southeastern La.
- Career-high five assists vs Northwestern State
- Played in 23 games as true freshman
- Named Big 12 Freshman of the Week after career-high 19 points vs Alcorn last season
- Part of 2017 recruiting class that was ranked as best in TCU history

MILESTONES

Category	Season (Career)
Double-Figure Pts	0 (1)
20+ Pts	0 (0)
Led Team in Pts	0 (1)
3+ 3-point FG	1 (2)
10+ Rebounds	0 (0)
Led Team in Rbs	0 (0)
5+ Assists	1 (1)
Double-doubles	0 (0)
Fouled Out	0 (0)

CAREER STATISTICS

Overall	GP-S	Min-Avg.	FG-A	.Pct	3FG-A	.Pct	FT-FTA	.Pct	O-D-T	Avg.	PF-D	A	TO	B	S	TP	Avg.
2016-17	23-0	228-9.9	15-42	.357	10-30	.333	6-8	.750	3-16-19	0.8	28-0	15	20	3	12	46	2.0
2017-18	14-0	142-10.1	7-19	.368	6-15	.400	2-2	1.000	1-19-20	1.4	9-0	18	5	2	3	22	1.6
TOTAL	37-0	370-10.0	22-61	.361	16-45	.356	8-10	.800	4-35-39	1.1	37-0	33	25	5	15	68	1.8

Big 12	GP-S	Min-Avg.	FG-A	.Pct	3FG-A	.Pct	FT-FTA	.Pct	O-D-T	Avg.	PF-D	A	TO	B	S	TP	Avg.
2016-17	11-0	65-5.9	3-13	.231	1-9	.111	0-0	.000	1-3-4	0.4	11-0	1	5	0	3	7	0.6
2017-18	4-0	12-3.0	0-0	.000	0-0	.000	0-0	.000	0-1-1	0.3	0-0	1	0	0	1	0	0.0
TOTAL	15-0	77-5.1	3-13	.231	1-9	.111	0-0	.000	1-4-5	0.3	11-0	2	5	0	4	7	0.5

4 Amber RAMIREZ | So. | 5'8" | G | San Antonio, Texas (Wagner HS)



CAREER HIGHS

Points	33	Southeastern La. (12/10/17)	Field Goals	11	Southeastern La. (12/10/17)
Rebounds	5 (4x)	last Texas State (11/18/17)	FG Attempts	17 (2x)	last Southeastern La. (12/10/17)
Assists	7 (5x)	last Lamar (3/15/18)	3-Pointers	11	Southeastern La. (12/10/17)
Blocks	4	Texas A&M (12/8/16)	3PT Attempts	17	Southeastern La. (12/10/17)
Steals	4	Texas State (11/18/17)	Free Throws	9	vs Oklahoma (3/3/18)
Minutes	38	Yale (11/21/17)	FT Attempts	10	vs Oklahoma (3/3/18)

2017-18 GAME-BY-GAME

Opponent	M	FG	3P	FT	Reb	F	A	TO	B	S	Pt
ORAL ROBERTS*	33	7-14	2-5	2-2	0-4-4	1	7	3	0	0	18
at SMU*	34	8-16	6-11	2-2	0-4-4	1	5	5	1	0	24
TEXAS STATE*	37	2-7	1-4	0-0	0-5-5	0	7	1	0	4	5
YALE*	38	6-15	1-5	0-0	1-3-4	2	3	2	0	2	13
vs. Arizona*	30	2-9	1-5	5-5	1-3-4	0	2	1	0	1	10
vs. Idaho*	35	1-4	1-4	5-6	0-4-4	0	1	0	0	0	8
ALABAMA*	32	2-9	0-4	1-1	0-3-3	1	5	1	0	1	5
at Texas A&M*	25	1-10	1-6	1-2	0-0-0	0	3	2	0	0	4
SOUTHEASTERN LA.*	24	11-17	11-17	0-0	0-0-0	1	4	1	0	0	33
NORTHWESTERN ST.*	20	1-5	1-4	0-0	0-1-1	0	0	2	0	2	3
HAMPTON*	27	6-9	6-9	0-0	0-3-3	2	4	0	0	0	18
WEST VIRGINIA*	32	8-14	5-9	0-0	0-0-0	0	3	1	0	1	21
at Kansas*	30	5-11	2-6	4-4	1-3-4	2	3	3	0	0	16
at Oklahoma*	31	2-12	1-6	1-1	0-2-2	0	2	1	0	0	6
TEXAS TECH	22	4-8	1-4	1-1	0-0-0	1	7	1	0	0	10
TEXAS	12	0-0	0-0	0-0	0-1-1	0	1	1	0	2	0
at West Virginia	17	1-5	0-3	4-6	0-1-1	1	0	3	0	3	6
KANSAS	22	5-8	3-5	1-2	0-3-3	0	3	4	1	1	14
at Kansas State	17	1-4	1-4	0-0	0-2-2	0	1	2	0	1	3
OKLAHOMA	14	3-6	1-2	2-2	0-1-1	0	0	0	0	0	9
at Iowa State	20	5-7	2-3	0-0	0-4-4	0	3	1	0	1	12
at Texas	15	0-3	0-2	0-0	1-1-2	0	0	0	0	0	0
OKLAHOMA STATE	27	8-14	1-4	0-0	0-1-1	1	4	3	1	0	17
at Baylor*	26	4-7	1-3	3-3	0-0-0	0	1	0	0	0	12
IOWA STATE*	33	4-9	1-4	1-2	0-1-1	2	4	2	0	0	10
KANSAS STATE*	33	4-8	4-7	0-0	0-1-1	0	6	2	0	0	12
at Texas Tech*	22	3-8	2-4	0-0	0-0-0	1	2	2	0	3	8
BAYLOR*	25	3-12	0-1	3-4	0-2-2	0	1	0	0	2	9
at Oklahoma State*	29	6-14	1-5	0-0	1-1-2	1	3	0	0	0	13
vs Oklahoma*	27	4-9	2-5	9-10	0-2-2	3	2	4	1	0	19
vs Baylor*	19	1-3	0-0	0-0	0-0-0	0	1	1	0	1	2
LAMAR*	20	0-5	0-2	0-0	0-1-1	0	7	2	0	2	0
MISSOURI STATE	18	5-7	3-4	1-1	0-1-1	1	2	3	0	1	14

NOTES

- Third on team at 10.7 points per game; scored in double figures 18 times, surpassing total of seven from last season
- Seventh in Big 12 with 1.9 3-pointers per game; seventh at 39.5% from deep (more attempts than every player ahead of her)
- Made five or more 3-pointers in four games this season
- Scored final nine points in TCU's 62-58 win over Oklahoma
- Broke TCU and Big 12 records with 113 3-pointers in win over Southeastern La.
- Scored career-high 33 points in that game, most by Horned Frog since Zahna Medley had 35 against Kansas on Feb. 13, 2013; 26th 30-point game in TCU history
- Ranks 13th in Big 12, second on team, with 2.9 assists per game
- Tied career-high seven assists four times this season; at least five assists in seven games, something she did just twice last season
- Averaged 8.3 points per game last season, third among Big 12 freshmen
- Second on team with 39 made 3-pointers and 36.8 3-point percentage last season, ranking first and second among Big 12 freshmen, respectively (made 11 more 3-pointers than any other Big 12 freshman, despite missing seven games with injury)
- First McDonald's All-American in TCU history (men's or women's)
- No. 11 ranked overall recruit in nation in 2016, No. 2 at her position

MILESTONES

Category	Season (Career)
Double-Figure Pts	18 (25)
20+ Pts	3 (3)
Led Team in Pts	4 (6)
3+ 3-point FG	7 (14)
10+ Rebounds	0 (0)
Led Team in Rbs	0 (1)
5+ Assists	7 (9)
Double-doubles	0 (0)
Fouled Out	0 (0)

CAREER STATISTICS

Overall	GP-S	Min-Avg.	FG-A	.Pct	3FG-A	.Pct	FT-FTA	.Pct	O-D-T	Avg.	PF-D	A	TO	B	S	TP	Avg.
2016-17	23-5	559-24.3	67-196	.342	39-106	.368	17-20	.850	1-45-46	2.0	35-0	32	27	11	15	190	8.3
2017-18	33-23	846-25.6	123-289	.426	62-157	.395	46-54	.852	5-58-63	1.9	21-0	97	54	4	28	354	10.7
TOTAL	56-28	1405-25.1	190-485	.392	101-263	.384	63-74	.851	6-103-109	1.9	56-0	129	81	15	43	544	9.7

Big 12	GP-S	Min-Avg.	FG-A	.Pct	3FG-A	.Pct	FT-FTA	.Pct	O-D-T	Avg.	PF-D	A	TO	B	S	TP	Avg.
2016-17	14-0	303-21.6	35-113	.310	18-61	.295	14-15	.933	0-30-30	2.1	20-0	18	12	3	8	102	7.3
2017-18	18-9	427-23.7	66-150	.440	26-72	.361	20-25	.800	3-24-27	1.5	9-0	44	26	2	14	178	9.9
TOTAL	32-9	730-22.8	101-263	.384	44-133	.331	34-40	.850	3-54-57	1.8	29-0	62	38	5	22	280	8.8

15 Jayde WOODS | So. | 6'1" | G | Yorba Linda, Calif. (Windward HS) / Oregon



CAREER HIGHS (*at Oregon)

Points	14	at Baylor (12/10/18)	Field Goals	5	at Baylor (12/10/18)
Rebounds	8	at Texas A&M (12/6/17)	FG Attempts	9	vs Arizona (11/24/17)
Assists	8	Iowa State (2/14/18)	3-Pointers	3	at Baylor (12/10/18)
Blocks	1 (8x)	last Oklahoma State (2/8/17)	3PT Attempts	3	at Baylor (12/10/18)
Steals	3	vs Arizona (11/24/17)	Free Throws	4 (3x)	last Missouri State (3/17/18)
Minutes	34	at Baylor (12/10/18)	FT Attempts	8*	Portland (12/9/16)

NOTES

- Ranks 14th in Big 12, third on team, with 2.9 assists per game
- Career-high eight assists with no turnovers against Iowa State
- Scored career-high 14 points, including 3-of-3 3-pointers at Baylor
- Missed Texas Tech game due to injury
- Had started 10 games prior to injury, all since becoming eligible to play earlier than originally expected
- Announced just prior to Arizona game (11/24) that her NCAA eligibility waiver had been approved, making her immediately eligible for that contest; was originally scheduled to be eligible following fall semester
- In her TCU debut against Arizona, scored 12 points with seven rebounds, seven assists and three steals
- Transferred to TCU from Oregon in January 2017 after playing in 10 games for the Ducks, averaging 11.8 minutes per game

MILESTONES

Category	Season (Career)
Double-Figure Pts	3 (3)
20+ Pts	0 (0)
Led Team in Pts	1 (1)
3+ 3-point FG	1 (1)
10+ Rebounds	0 (0)
Led Team in Rbs	1 (1)
5+ Assists	6 (6)
Double-doubles	0 (0)
Fouled Out	2 (2)

2017-18 GAME-BY-GAME

Opponent	M	FG	3P	FT	Reb	F	A	TO	B	S	Pt
ORAL ROBERTS		--	DNP (Transfer Rules)	--							
at SMU		--	DNP (Transfer Rules)	--							
TEXAS STATE		--	DNP (Transfer Rules)	--							
YALE		--	DNP (Transfer Rules)	--							
vs. Arizona*	31	4-9	1-2	3-4	2-5-7	3	7	4	0	3	12
vs. Idaho*	21	1-3	1-2	1-2	0-2-2	2	1	1	0	1	4
ALABAMA*	15	0-2	0-1	0-0	0-0-0	2	2	2	0	1	0
at Texas A&M*	30	2-5	0-1	4-5	3-5-8	5	0	1	0	1	8
SOUTHEASTERN LA.*	19	0-1	0-0	2-4	3-3-6	1	2	2	1	1	2
NORTHWESTERN ST.*	25	1-3	0-0	1-1	0-1-1	4	4	2	1	1	5
HAMPTON*	24	1-2	0-0	1-2	1-3-4	2	5	1	0	0	3
WEST VIRGINIA*	27	2-5	0-1	4-6	1-6-7	2	3	3	1	0	8
at Kansas*	10	1-2	0-0	0-0	1-2-3	2	0	2	0	1	2
at Oklahoma*	25	3-4	1-2	0-2	0-0-0	3	3	3	0	0	7
TEXAS TECH		--	DNP (Injury)	--							
TEXAS	27	1-4	0-0	2-4	1-2-3	2	5	6	0	0	4
at West Virginia*	27	1-4	0-0	1-4	3-1-4	4	4	3	1	1	3
KANSAS*	24	0-0	0-0	3-4	2-2-4	2	3	3	0	1	3
at Kansas State*	13	2-2	0-0	2-2	0-0-0	5	1	4	0	1	6
OKLAHOMA*	24	1-3	0-0	0-0	1-1-2	4	1	4	0	0	2
at Iowa State*	24	3-6	0-1	1-2	1-4-5	2	3	2	1	1	7
at Texas*	17	1-5	0-1	0-0	0-3-3	2	2	2	0	0	2
OKLAHOMA STATE	19	2-3	1-1	0-2	0-2-2	0	4	2	1	1	5
at Baylor*	34	5-7	3-3	1-4	1-2-3	3	3	2	0	1	14
IOWA STATE*	27	1-4	0-2	3-4	0-3-3	3	8	0	0	0	5
KANSAS STATE*	24	2-3	0-1	0-0	0-1-1	2	6	2	0	0	4
at Texas Tech*	19	1-1	0-0	2-2	0-1-1	4	2	0	0	2	4
BAYLOR*	18	0-2	0-0	0-2	0-1-1	3	1	2	0	1	0
at Oklahoma State*	26	3-5	0-0	0-0	1-1-2	2	0	0	0	2	6
vs Oklahoma	13	1-1	0-0	3-4	0-2-2	2	2	2	0	0	5
vs Baylor	20	3-5	0-0	0-0	1-2-3	1	2	3	0	0	6
LAMAR*	14	1-3	1-1	0-0	1-0-1	2	2	3	0	0	3
MISSOURI STATE*	20	3-3	0-0	4-4	2-4-6	2	5	3	0	1	10

CAREER STATISTICS (*at Oregon)

Overall	GP-S	Min-Avg.	FG-A	.Pct	3FG-A	.Pct	FT-FTA	.Pct	O-D-T	Avg.	PF-D	A	TO	B	S	TP	Avg.
2016-17*	10-0	118-11.8	9-23	.391	1-2	.500	4-11	.364	5-10-15	1.5	19-0	11	7	2	7	23	2.3
2017-18	28-24	607-21.7	47-97	.485	8-19	.421	38-64	.594	25-59-84	3.0	71-2	81	64	6	21	140	5.0
TOTAL	28-24	607-21.7	47-97	.485	8-19	.421	38-64	.594	25-59-84	3.0	71-2	81	64	6	21	140	5.0
All*	38-24	725-19.1	56-120	.467	9-21	.429	42-75	.560	30-69-99	2.6	90-2	92	71	8	28	163	4.3

BIG 12	GP-S	Min-Avg.	FG-A	.Pct	3FG-A	.Pct	FT-FTA	.Pct	O-D-T	Avg.	PF-D	A	TO	B	S	TP	Avg.
2017-18	17-15	385-22.6	29-60	.483	5-12	.417	19-38	.500	12-32-44	2.6	45-1	49	40	4	12	82	4.8
TOTAL	17-15	385-22.6	29-60	.483	5-12	.417	19-38	.500	12-32-44	2.6	45-1	49	40	4	12	82	4.8

20 Lauren HEARD | Fr. | 5'9" | G | Denton, Texas (Guyer HS)



CAREER HIGHS

Points	18	at Texas (2/3/18)	Field Goals	5 (3x)	last Oklahoma (1/27/18)
Rebounds	8	at Baylor (12/10/18)	FG Attempts	12	at Texas (2/3/18)
Assists	6	Southeastern La. (12/10/17)	3-Pointers	2 (6x)	last at Texas Tech (2/21/18)
Blocks	1	Missouri State (3/17/18)	3PT Attempts	6 (2x)	last at Texas (2/3/18)
Steals	3 (2x)	last Iowa State (2/14/18)	Free Throws	8	at Texas (2/3/18)
Minutes	30	vs Idaho (11/25/17)	FT Attempts	8	at Texas (2/3/18)

NOTES

- Started WNIT Second Round over WNIT; third start of season; first since Jan. 10 win over No. 7 Texas
- Double-figure scoring in six games, three in Big 12 play
- Season-high 18 points, including 8-of-8 free throws, at Texas
- Career-high seven rebounds against Oklahoma State, then career-high eight in next game at Baylor
- Only freshman on TCU roster
- 4-star recruit; ranked as No. 4 point guard in Texas by Prospects Nation
- Scored over 2,000 points in high school career
- Averaged 24.5 points, 9.0 rebounds, 3.7 assists, 4.1 steals per game as senior
- District MVP, TABC All-Region and TABC All-State as senior
- Brother, Jerrod Heard, plays football at Texas

MILESTONES

Category	Season (Career)
Double-Figure Pts	6 (6)
20+ Pts	0 (0)
Led Team in Pts	2 (2)
3+ 3-point FG	0 (0)
10+ Rebounds	0 (0)
Led Team in Rbs	3 (3)
5+ Assists	2 (2)
Double-doubles	0 (0)
Fouled Out	0 (0)

2017-18 GAME-BY-GAME


Opponent	M	FG	3P	FT	Reb	F	A	TO	B	S	Pt
ORAL ROBERTS	16	1-4	1-2	0-0	2-1-3	3	3	2	0	1	3
at SMU	24	1-8	0-2	1-2	3-1-4	1	1	1	0	0	3
TEXAS STATE	19	1-3	0-1	2-2	1-3-4	2	1	2	0	0	4
YALE	25	4-10	0-1	4-5	5-1-6	4	5	3	0	0	12
vs. Arizona	11	1-1	1-1	0-0	0-1-1	4	0	1	0	0	3
vs. Idaho	30	2-8	2-6	1-2	0-1-1	4	1	1	0	1	7
ALABAMA	11	2-4	0-1	3-3	1-0-1	1	2	0	0	2	7
at Texas A&M	14	0-3	0-0	1-2	0-0-0	1	0	2	0	1	1
SOUTHEASTERN LA.	19	3-5	0-2	4-4	1-3-4	4	6	0	0	2	10
NORTHWESTERN ST.	23	2-5	1-3	2-2	1-2-3	4	4	1	0	1	7
HAMPTON	29	5-7	1-2	4-6	0-2-2	3	2	2	0	1	15
WEST VIRGINIA	18	1-5	0-2	2-4	1-4-5	3	1	2	0	1	4
at Kansas	15	0-5	0-0	0-0	0-0-0	2	0	0	0	0	0
at Oklahoma	13	0-5	0-1	0-0	1-1-2	3	1	3	0	2	0
TEXAS TECH*	21	5-7	2-2	0-0	0-1-1	3	2	6	0	1	12
TEXAS*	12	1-1	0-0	2-2	0-1-1	2	1	2	0	0	4
at West Virginia	15	1-4	0-1	1-2	1-1-2	0	1	1	0	2	3
KANSAS	10	0-2	0-2	2-2	0-2-2	1	1	0	0	0	2
at Kansas State	29	2-5	2-5	0-0	0-3-3	3	4	1	0	0	6
OKLAHOMA	25	5-7	2-4	0-0	0-2-2	1	2	2	0	3	12
at Iowa State	23	1-2	1-1	1-2	0-5-5	0	2	1	0	2	4
at Texas	29	4-12	2-6	8-8	1-2-3	1	2	2	0	2	18
OKLAHOMA STATE	25	4-8	0-0	0-0	0-7-7	3	0	1	0	1	8
at Baylor	30	3-9	0-2	2-2	3-5-8	0	2	1	0	2	8
IOWA STATE	23	2-5	1-2	1-2	0-5-5	0	0	2	0	3	6
KANSAS STATE	9	1-2	0-0	4-7	1-4-5	1	1	2	0	0	6
at Texas Tech	28	2-6	2-5	3-4	1-3-4	3	2	1	0	0	9
BAYLOR	20	3-7	1-2	0-0	1-3-4	0	1	1	0	1	7
at Oklahoma State	20	3-8	0-0	1-1	0-1-1	3	0	1	0	0	7
vs Oklahoma	8	0-3	0-1	2-2	1-2-3	2	0	2	0	1	2
vs Baylor	13	0-2	0-1	1-2	0-0-0	2	1	1	0	0	1
LAMAR	16	2-3	0-1	3-3	0-1-1	2	2	1	0	0	7
MISSOURI STATE*	28	3-6	1-2	2-4	1-4-5	1	4	1	1	2	9

CAREER STATISTICS

Overall	GP-S	Min-Avg.	FG-A	.Pct	3FG-A	.Pct	FT-FTA	.Pct	O-D-T	Avg.	PF-D	A	TO	B	S	TP	Avg.
2017-18	33-3	651-19.7	65-172	.378	20-61	.328	57-75	.760	26-72-98	3.0	67-0	55	49	1	32	207	6.3
TOTAL	33-3	651-19.7	65-172	.378	20-61	.328	57-75	.760	26-72-98	3.0	67-0	55	49	1	32	207	6.3

BIG 12	GP-S	Min-Avg.	FG-A	.Pct	3FG-A	.Pct	FT-FTA	.Pct	O-D-T	Avg.	PF-D	A	TO	B	S	TP	Avg.
2017-18	18-2	365-20.3	38-100	.380	13-35	.371	27-36	.750	10-50-60	3.3	29-0	23	29	0	20	116	6.4
TOTAL	18-2	365-20.3	38-100	.380	13-35	.371	27-36	.750	10-50-60	3.3	29-0	23	29	0	20	116	6.4

21 Sydney COLEMAN | Sr. | 6'1" | G | Cypress, Texas (Cypress Ranch HS)



CAREER HIGHS

Points	11	Northwestern State (12/17/17)	Field Goals	4 (2x)	last at Kansas State (1/24/18)
Rebounds	11	Southeastern La. (12/10/17)	FG Attempts	8	Northwestern State (12/17/17)
Assists	6	Texas Tech (1/7/18)	3-Pointers	2	at Kansas State (1/24/18)
Blocks	1 (9x)	last at Texas Tech (2/21/18)	3PT Attempts	4	at Kansas State (1/24/18)
Steals	3	Texas Tech (1/7/18)	Free Throws	3	Northwestern State (12/17/17)
Minutes	22	Texas Tech (1/7/18)	FT Attempts	4 (2x)	last Texas Tech (1/7/18)

2017-18 GAME-BY-GAME

Opponent	M	FG	3P	FT	Reb	F	A	TO	B	S	Pt
ORAL ROBERTS	17	0-1	0-0	0-0	0-5-5	3	0	0	1	1	0
at SMU	5	0-0	0-0	0-0	0-0-0	2	0	1	0	0	0
TEXAS STATE	6	0-2	0-0	1-2	0-0-0	2	1	1	0	1	1
YALE	6	1-3	0-1	0-0	0-0-0	0	1	0	0	1	2
vs. Arizona	1	0-1	0-0	0-0	0-0-0	0	0	0	0	0	0
vs. Idaho					--DNP--						
ALABAMA	5	2-2	0-0	1-1	0-1-1	1	1	1	0	0	5
at Texas A&M					--DNP--						
SOUTHEASTERN LA.	16	1-3	0-2	0-0	1-10-11	3	2	3	0	2	2
NORTHWESTERN ST.	20	4-8	0-0	3-4	0-1-1	0	0	1	0	0	11
HAMPTON	10	0-3	0-2	0-0	1-2-3	1	0	2	0	1	0
WEST VIRGINIA	2	0-0	0-0	0-0	0-0-0	1	0	1	0	0	0
at Kansas	8	0-1	0-1	0-0	1-1-2	1	0	1	0	0	0
at Oklahoma					--DNP--						
TEXAS TECH*	22	3-7	0-2	2-4	0-3-3	2	6	2	0	3	8
TEXAS*	10	1-4	1-1	0-0	0-2-2	1	0	0	0	0	3
at West Virginia*	6	0-1	0-1	0-0	0-1-1	0	0	1	0	0	0
KANSAS*	8	1-1	0-0	0-0	0-2-2	0	1	0	0	0	2
at Kansas State*	21	4-7	2-4	0-0	1-5-6	2	0	4	0	1	10
OKLAHOMA*	12	1-7	0-0	0-0	2-1-3	1	1	0	0	0	2
at Iowa State*	16	2-3	1-2	0-0	1-2-3	3	0	2	1	0	5
at Texas*	14	2-6	1-3	0-0	0-1-1	3	0	0	1	1	5
OKLAHOMA STATE*	2	0-2	0-0	0-0	0-0-0	1	0	0	0	0	0
at Baylor	14	0-2	0-2	0-0	0-1-1	4	1	1	0	0	0
IOWA STATE	0+	0-0	0-0	0-0	0-0-0	0	0	0	0	0	0
KANSAS STATE*	17	3-7	0-0	0-0	0-0-0	3	2	1	0	0	6
at Texas Tech*	10	0-0	0-0	0-0	0-1-1	3	0	0	1	0	0
BAYLOR*	9	1-1	1-1	0-0	0-0-0	5	0	0	0	0	3
at Oklahoma State	2	0-0	0-0	0-0	0-0-0	1	1	1	0	0	0
vs Oklahoma	1	0-0	0-0	0-0	0-0-0	1	0	0	0	0	0
vs Baylor	21	2-5	0-3	2-2	0-1-1	3	0	2	0	0	6
LAMAR	3	0-0	0-0	0-0	0-0-0	1	0	0	0	0	0
MISSOURI STATE	8	2-3	0-0	0-0	0-0-0	2	1	2	0	1	4

NOTES

- Started 12 of TCU's Big 12 games, including all seven in January win streak; only 12 starts of career
- Had 10 points at Kansas State, most in a Big 12 game in her career, with career-best two 3-pointers
- Scored eight points with career-highs of three steals, six assists and 22 minutes against Texas Tech in first career start
- Career-high 11 points in win over Northwestern State
- Career-high 11 rebounds in win over Southeastern La.
- One of two seniors on roster (Thompson)
- Played in 25 games last season
- Her sister, Taylor, is a sophomore basketball player at Texas Wesleyan, an NAIA school also located in Fort Worth. Played against each other in TCU's exhibition game this season.

MILESTONES

Category	Season (Career)
Double-Figure Pts	2 (2)
20+ Pts	0 (0)
Led Team in Pts	0 (0)
3+ 3-point FG	0 (0)
10+ Rebounds	1 (1)
Led Team in Rbs	1 (1)
5+ Assists	1 (1)
Double-doubles	0 (0)
Fouled Out	2 (3)

CAREER STATISTICS

Overall	GP-S	Min-Avg.	FG-A	.Pct	3FG-A	.Pct	FT-FTA	.Pct	O-D-T	Avg.	PF-D	A	TO	B	S	TP	Avg.
2014-15	17-0	43-2.5	3-11	.273	0-1	.000	4-4	1.000	3-4-7	0.4	14-1	1	7	2	1	10	0.6
2015-16	20-0	161-8.1	7-30	.233	1-6	.167	2-5	.400	10-10-20	1.0	21-0	10	16	3	4	17	0.9
2016-17	25-0	149-6.0	11-24	.458	2-7	.286	3-6	.500	3-15-18	0.7	27-1	13	5	1	9	27	1.1
2017-18	30-12	292-9.7	30-80	.375	6-25	.240	9-13	.692	7-40-47	1.6	50-1	18	27	3	12	75	2.5
TOTAL	92-12	645-7.0	51-145	.352	9-39	.231	18-28	.643	23-69-92	1.0	112-3	42	55	9	26	129	1.4

BIG 12	GP-S	Min-Avg.	FG-A	.Pct	3FG-A	.Pct	FT-FTA	.Pct	O-D-T	Avg.	PF-D	A	TO	B	S	TP	Avg.
2014-15	9-0	13-1.4	1-2	.500	0-0	.000	2-2	1.000	1-2-3	0.3	2-0	0	1	1	0	4	0.4
2015-16	10-0	45-4.5	1-10	.100	1-3	.333	1-2	.500	2-3-5	0.5	8-0	1	4	0	1	4	0.4
2016-17	15-0	56-3.7	1-7	.143	1-4	.250	0-0	.000	0-6-6	0.4	7-0	2	1	0	5	3	0.2
2017-18	17-12	173-10.2	18-49	.367	6-17	.353	2-4	.500	5-20-25	1.5	31-1	12	14	2	5	44	2.6
TOTAL	51-12	287-5.6	21-68	.309	8-24	.333	5-8	.625	8-31-39	0.8	48-1	15	20	3	11	55	1.1

22 Jordan MOORE | Jr. | 6'3" | C | Round Rock, Texas (Stony Point HS)



CAREER HIGHS

Points	28	Texas State (11/18/17)	Field Goals	14	Texas State (11/18/17)
Rebounds	16	Kansas (1/22/17)	FG Attempts	18	Kansas (1/22/17)
Assists	4	at Oklahoma (1/4/18)	3-Pointers	-	-
Blocks	7	Oral Roberts (11/11/17)	3PT Attempts	1	Kansas (1/22/17)
Steals	4	Oklahoma State (1/4/17)	Free Throws	9	at Iowa State (1/30/18)
Minutes	36	Texas Tech (1/7/18)	FT Attempts	10	McNeese (12/11/16)

2017-18 GAME-BY-GAME

Opponent	M	FG	3P	FT	Reb	F	A	TO	B	S	Pt
ORAL ROBERTS*	32	8-13	0-0	5-8	3-5-8	1	2	2	7	1	21
at SMU*	30	5-13	0-0	4-5	3-3-6	5	0	2	2	1	14
TEXAS STATE*	24	14-16	0-0	0-1	1-7-8	3	0	2	5	0	28
YALE*	24	3-11	0-0	1-1	2-3-5	2	0	4	4	2	7
vs. Arizona*	21	2-4	0-0	0-0	0-2-2	2	2	2	1	0	4
vs. Idaho*	20	9-10	0-0	2-2	1-5-6	2	3	2	0	2	20
ALABAMA*	26	9-11	0-0	1-2	2-6-8	3	2	2	2	0	19
at Texas A&M*	23	5-8	0-0	1-4	2-7-9	4	0	3	1	1	11
SOUTHEASTERN LA.*	22	5-6	0-0	0-0	3-9-12	2	2	1	1	0	10
NORTHWESTERN ST.*	15	7-8	0-0	4-6	2-6-8	1	0	3	3	0	18
HAMPTON*	19	1-6	0-0	2-3	1-7-8	2	0	2	2	1	4
WEST VIRGINIA*	24	5-6	0-0	5-6	2-4-6	2	2	1	4	0	15
at Kansas*	19	4-9	0-0	5-7	5-4-9	1	1	4	1	0	13
at Oklahoma*	24	5-10	0-0	2-2	3-5-8	2	4	1	3	0	12
TEXAS TECH*	36	7-11	0-0	4-4	2-5-7	3	0	4	0	0	18
TEXAS*	29	8-11	0-0	3-4	1-3-4	2	2	4	5	2	19
at West Virginia*	25	7-13	0-0	3-4	6-5-11	3	1	3	0	0	17
KANSAS*	33	9-14	0-0	1-1	2-4-6	1	0	0	1	0	19
at Kansas State*	30	2-5	0-0	3-4	3-3-6	1	0	2	0	0	7
OKLAHOMA*	22	1-12	0-0	4-5	3-8-11	3	1	2	3	1	6
at Iowa State*	23	8-14	0-0	9-9	3-3-6	3	0	2	1	2	25
at Texas*	20	2-7	0-0	5-8	2-0-2	3	0	2	1	1	9
OKLAHOMA STATE*	21	1-5	0-0	0-0	1-3-4	2	0	3	1	0	2
at Baylor*	13	2-10	0-0	1-2	4-2-6	4	1	3	1	0	5
IOWA STATE*	24	3-9	0-0	0-0	1-5-6	0	1	4	0	0	6
KANSAS STATE*	23	7-10	0-0	2-2	2-3-5	4	1	1	1	2	16
at Texas Tech*	22	3-9	0-0	0-2	1-7-8	1	1	3	0	2	6
BAYLOR*	21	1-5	0-0	3-4	2-7-9	1	0	3	3	0	5
at Oklahoma State	19	5-9	0-0	4-4	3-1-4	1	0	1	2	1	14
vs Oklahoma*	26	4-5	0-0	0-3	4-7-11	2	0	2	1	1	8
vs Baylor*	18	6-14	0-0	0-3	1-0-1	4	0	4	0	3	12
LAMAR*	31	10-11	0-0	4-6	2-8-10	1	1	2	0	0	24
MISSOURI STATE*	24	2-2	0-0	2-2	0-5-5	3	1	2	3	2	6

NOTES

- All-Big 12 Honorable Mention
- Second second on team in scoring (12.7 ppg)
- Scored in double figures 20 times, including at Oklahoma State in regular-season finale where she came off bench for first and only time this season
- 25 points at Iowa State; most in a Big 12 game in her career
- Ninth in Big 12 in rebounding (6.8 rpg)
- Fourth in Big 12 in field goal percentage (55.4%)
- Shot 79.4% from FT line in Big 12 play; was 62% career FT shooter entering season
- Third in Big 12 with 1.9 blocks per game this season; 62 blocks this season eighth in single-season in TCU history; third in TCU history with 161 career blocks
- 20-plus points five times; most 20-point games by a TCU center since Sandora Irvin had 20 in her 2004-05 All-American season; 19 points three other times
- Career-high 28 points against Texas State on 14-of-16 shooting
- 14 field goals tied for the second most in a single-game in TCU history; were the most since Adrianne Ross also had 14 (29 attempts) in an overtime win at Florida on Dec. 16, 2007.
- 578 career rebounds ranks 10th in TCU history

MILESTONES

Category	Season (Career)
Double-Figure Pts	20 (43)
20+ Pts	5 (5)
Led Team in Pts	9 (11)
3+ 3-point FG	0 (0)
10+ Rebounds	5 (14)
Led Team in Rbs	17 (39)
5+ Assists	0 (0)
Double-doubles	3 (9)
Fouled Out	1 (7)

CAREER STATISTICS

Overall	GP-S	Min-Avg.	FG-A	.Pct	3FG-A	.Pct	FT-FTA	.Pct	O-D-T	Avg.	PF-D	A	TO	B	S	TP	Avg.
2015-16	33-21	621-18.8	84-174	.483	0-0	.000	75-108	.694	52-103-155	4.7	68-2	14	50	58	19	243	7.4
2016-17	29-19	556-19.2	102-202	.505	0-1	.000	46-85	.541	65-133-198	6.8	85-4	17	41	41	17	250	8.6
2017-18	33-32	783-23.7	170-307	.554	0-0	.000	80-114	.702	73-152-225	6.8	74-1	29	74	62	22	420	12.7
TOTAL	95-72	1960-20.6	356-683	.521	0-1	.000	201-307	.655	190-388-578	6.1	227-7	60	165	161	58	913	9.6

BIG 12	GP-S	Min-Avg.	FG-A	.Pct	3FG-A	.Pct	FT-FTA	.Pct	O-D-T	Avg.	PF-D	A	TO	B	S	TP	Avg.
2015-16	18-10	320-17.8	38-90	.422	0-0	.000	32-47	.681	20-58-78	4.3	45-2	5	33	27	9	108	6.0
2016-17	18-9	346-19.2	54-125	.432	0-1	.000	26-44	.591	42-82-124	6.9	60-3	10	26	23	9	134	7.4
2017-18	18-17	428-23.8	80-169	.473	0-0	.000	54-68	.794	46-72-118	6.6	37-0	16	41	28	10	214	11.9
TOTAL	54-36	1094-20.3	172-384	.448	0-1	.000	112-159	.704	108-212-320	5.9	142-5	31	100	78	28	456	8.8

24 Dakota VANN | Jr. | 6'0" | G | Oklahoma City, Okla. (Deer Creek HS) / Loyola-Chicago / Butler CC**CAREER HIGHS (*at Loyola-Chicago)**

Points	17*	vs. Southern Illinois (3/11/16)	Field Goals	8*	at Evansville (1/8/16)
Rebounds	8*	at Illinois State (1/24/16)	FG Attempts	15 (2x)*	last vs. Southern Illinois (3/11/16)
Assists	6 (2x)*	last at Illinois State (1/24/16)	3-Pointers	4 (2x)	last Alabama (12/1/17)
Blocks	6*	Central Michigan (11/25/15)	3PT Attempts	7	vs Arizona (11/24/17)
Steals	4*	at Wichita State (2/14/16)	Free Throws	4 (2x)	last vs Oklahoma (3/3/18)
Minutes	44*	at Wichita State (2/14/16)	FT Attempts	6 (2x)	last vs Oklahoma (3/3/18)

NOTES

- Playing in hometown of Oklahoma City, had 13 points in Big 12 quarterfinal win over Oklahoma
- Missed three games with injury (final two nonconference, first Big 12 game)
- Off bench in 20 of 21 games since injury
- TCU career-best 16 points, including 3-of-3 from deep, against Iowa State
- Previous best 13 points in win over Alabama, including 4-of-4 from 3-point range
- 15th time in program history somebody was perfect from 3-point range on at least four attempts; second Frog to do so this season (Thompson vs Idaho)
- First team all-conference and all-region at Butler Community College last season
- Led team with 14.3 points, 6.8 rebounds, 2.5 steals and 1.2 blocks per game
- Shot nearly 43 percent from 3-point range, leading Butler and ranking second in the KJCCC
- Played freshman season at Loyola-Chicago, earning Missouri Valley Conference All-Freshman team honors
- Started 29 games at Loyola-Chicago and averaged 7.7 points per game

MILESTONES

Category	Season (Career)
Double-Figure Pts	3 (14)
20+ Pts	0 (0)
Led Team in Pts	1 (2)
3+ 3-point FG	4 (6)
10+ Rebounds	0 (0)
Led Team in Rbs	0 (4)
5+ Assists	0 (2)
Double-doubles	0 (0)
Fouled Out	0 (4)


2017-18 GAME-BY-GAME

Opponent	M	FG	3P	FT	Reb	F	A	TO	B	S	Pt
ORAL ROBERTS*	30	1-5	0-2	1-2	0-4-4	2	1	2	1	3	3
at SMU*	20	0-0	0-0	0-0	0-2-2	4	3	2	3	0	0
TEXAS STATE*	23	3-5	1-3	0-0	0-1-1	1	4	2	1	1	7
YALE*	31	3-5	0-2	0-3	1-3-4	4	2	1	0	3	6
vs. Arizona*	32	2-10	1-7	1-2	2-3-5	4	3	4	1	0	4
vs. Idaho*	25	1-4	1-3	0-0	2-2-4	0	3	3	0	0	3
ALABAMA*	27	4-5	4-4	1-2	1-1-2	2	3	5	1	1	13
at Texas A&M*	28	2-8	0-4	0-0	2-1-3	1	0	2	2	0	4
SOUTHEASTERN LA.*	4	1-1	0-0	0-0	0-0-0	0	1	0	0	0	2
NORTHWESTERN ST.											
HAMPTON											
WEST VIRGINIA											
at Kansas	19	3-6	3-5	0-0	0-0-0	3	0	2	1	1	9
at Oklahoma	12	1-5	1-3	0-0	0-0-0	1	0	1	0	0	3
TEXAS TECH	5	0-1	0-0	0-0	0-0-0	3	0	0	0	0	0
TEXAS	3	0-1	0-0	0-0	0-1-1	0	1	0	0	0	0
at West Virginia	13	0-1	0-1	0-0	0-0-0	1	0	2	1	1	0
KANSAS	13	0-2	0-1	0-0	0-1-1	2	1	0	0	0	0
at Kansas State	21	1-4	0-3	0-0	0-3-3	2	1	0	0	2	2
OKLAHOMA	28	3-6	1-4	1-1	0-2-2	1	1	0	0	1	8
at Iowa State	15	1-2	1-2	0-0	1-0-1	2	2	1	0	0	3
at Texas	17	1-2	0-1	0-0	0-0-0	3	0	0	0	0	2
OKLAHOMA STATE	26	3-5	1-1	1-2	0-1-1	1	0	0	0	0	8
at Baylor*	17	1-8	1-4	0-0	0-1-1	2	0	0	0	0	3
IOWA STATE	26	5-8	3-3	3-4	0-2-2	1	1	0	2	2	16
KANSAS STATE	11	0-4	0-3	0-0	0-0-0	1	1	0	0	0	0
at Texas Tech	17	1-5	0-2	0-2	0-1-1	1	1	1	0	0	2
BAYLOR	18	1-3	0-2	0-0	0-0-0	3	1	1	0	0	2
at Oklahoma State	23	0-3	0-2	0-0	0-4-4	2	3	2	0	0	0
vs Oklahoma	30	3-5	4-4	4-6	0-1-1	0	2	1	2	1	13
vs Baylor	18	0-4	0-3	0-0	0-1-1	4	0	0	0	0	0
LAMAR	22	3-5	2-4	0-1	0-1-1	4	0	2	1	0	8
MISSOURI STATE	17	3-7	2-4	0-0	0-1-1	1	0	1	2	1	8

CAREER STATISTICS (*at Loyola-Chicago)

Overall	GP-S	Min-Avg.	FG-A	.Pct	3FG-A	.Pct	FT-FTA	.Pct	O-D-T	Avg.	PF-D	A	TO	B	S	TP	Avg.
2015-16*	30-29	826-27.5	92-236	.390	21-69	.304	26-43	.605	29-83-112	3.7	90-4	33	65	35	36	231	7.7
2017-18	30-10	591-19.7	47-130	.362	25-77	.325	12-25	.480	9-37-46	1.5	56-0	35	35	18	17	131	4.4
TOTAL	30-10	591-19.7	47-130	.362	25-77	.325	12-25	.480	9-37-46	1.5	56-0	35	35	18	17	131	4.4
All*	60-39	1417-23.6	139-366	.380	46-146	.315	38-68	.559	38-120-158	2.6	146-4	68	100	53	53	362	6.0

Big 12	GP-S	Min-Avg.	FG-A	.Pct	3FG-A	.Pct	FT-FTA	.Pct	O-D-T	Avg.	PF-D	A	TO	B	S	TP	Avg.
2017-18	17-1	284-16.7	21-66	.318	11-37	.297	5-9	.556	1-16-17	1.0	29-0	13	10	4	7	58	3.4
TOTAL	17-1	284-16.7	21-66	.318	11-37	.297	5-9	.556	1-16-17	1.0	29-0	13	10	4	7	58	3.4

25 Kianna RAY | So. | 6'1" | G | Austin, Texas (Bowie HS)**CAREER HIGHS**

Points	17	Texas (1/10/18)	Field Goals	6	Lamar (3/15/18)
Rebounds	11 (2x)	last at West Virginia (1/13/18)	FG Attempts	12	Oklahoma (1/27/18)
Assists	8	Alcorn State (12/20/16)	3-Pointers	3 (2x)	last Texas Tech (1/7/18)
Blocks	4	Butler (11/30/16)	3PT Attempts	6	at Oklahoma State (2/26/18)
Steals	4 (3x)	last Texas Tech (1/7/18)	Free Throws	8	vs Oklahoma (3/3/18)
Minutes	40 (2x)	last Oklahoma (1/27/18)	FT Attempts	8 (5x)	last vs Oklahoma (3/3/18)

NOTES

- All-Big 12 Honorable Mention
- Academic All-Big 12 Second Team
- Eighth in Big 12, first on team in assists (3.7/g); seventh in assist-turnover ratio (1.9)
- Recorded five or more assists in 10 games this season; did so just three times all of last season
- In Big 12 play, one of two players in league's top 15 in assists, steals and blocks
- Scored career-high 17 points, including final five points of game, in TCU's win over Texas
- Tied career high with 11 rebounds at West Virginia, added nine points and five assists
- Scored in double-figures eight times this season, six against Big 12 opponents; did so just three times all of last season
- Missed first five games of season with injury
- Played every game (starting all but two) last season as a true freshman
- Averaged 6.7 points and 3.3 rebounds per game
- Led all Big 12 freshmen with 2.3 assists and 1.2 steals per game
- Academic All-Big 12 Rookie Team

MILESTONES

Category	Season (Career)
Double-Figure Pts	8 (11)
20+ Pts	0 (0)
Led Team in Pts	0 (0)
3+ 3-point FG	1 (2)
10+ Rebounds	1 (2)
Led Team in Rbs	1 (6)
5+ Assists	10 (13)
Double-doubles	0 (1)
Fouled Out	2 (5)

2017-18 GAME-BY-GAME

Opponent	M	FG	3P	FT	Reb	F	A	TO	B	S	Pt
ORAL ROBERTS											
at SMU											
TEXAS STATE											
YALE											
vs. Arizona											
vs. Idaho	21	3-5	2-2	0-0	0-2-2	4	7	1	1	1	8
ALABAMA	23	4-7	1-3	7-7	1-4-5	1	2	4	1	2	16
at Texas A&M	27	4-9	0-1	1-1	1-5-6	5	5	1	0	1	9
SOUTHEASTERN LA.	21	1-4	0-2	2-2	0-3-3	1	4	2	2	1	4
NORTHWESTERN ST.*	21	2-4	0-2	1-2	2-3-5	3	5	2	0	0	5
HAMPTON*	24	4-8	1-2	0-0	1-5-6	1	7	1	0	1	9
WEST VIRGINIA*	30	4-11	1-5	2-4	0-2-2	4	5	2	2	4	11
at Kansas*	30	0-3	0-1	4-6	0-3-3	2	2	4	1	2	4
at Oklahoma	19	1-6	0-2	0-0	0-5-5	1	3	2	0	1	2
TEXAS TECH	22	5-7	3-5	0-0	1-0-1	4	4	3	0	4	13
TEXAS	29	5-7	2-2	5-6	0-2-2	4	2	2	0	0	17
at West Virginia	38	3-8	0-2	3-5	2-9-11	2	5	4	0	3	9
KANSAS	31	2-8	1-4	2-2	1-3-4	2	3	1	1	0	7
at Kansas State*	30	3-9	1-4	1-2	0-3-3	2	6	2	1	3	8
OKLAHOMA*	40	4-12	2-4	1-1	0-2-2	1	4	0	2	1	11
at Iowa State*	31	2-7	1-2	0-0	1-0-1	0	3	1	2	2	5
at Texas*	28	3-5	1-2	1-2	0-6-6	4	1	4	0	0	8
OKLAHOMA STATE*	15	0-3	0-1	0-0	0-2-2	0	0	1	0	0	0
at Baylor											
IOWA STATE*	33	1-7	0-3	2-4	0-7-7	1	3	1	2	1	4
KANSAS STATE	22	3-4	2-2	0-0	0-2-2	1	2	0	1	3	8
at Texas Tech	26	4-10	1-5	0-0	0-2-2	2	5	0	2	0	9
BAYLOR	22	2-4	1-2	7-8	0-0-0	2	2	1	1	1	12
at Oklahoma State*	27	2-8	1-6	0-1	0-3-3	4	2	3	0	1	5
vs Oklahoma*	32	2-6	2-5	8-8	0-3-3	5	7	3	3	0	14
vs Baylor*	30	0-7	0-4	0-0	0-3-3	3	3	1	1	0	0
LAMAR*	32	6-9	2-3	2-4	0-5-5	1	5	4	1	3	16
MISSOURI STATE*	26	2-5	2-4	0-2	0-4-4	2	2	3	0	1	6

CAREER STATISTICS

Overall	GP-S	Min-Avg.	FG-A	.Pct	3FG-A	.Pct	FT-FTA	.Pct	O-D-T	Avg.	PF-D	A	TO	B	S	TP	Avg.
2016-17	30-28	774-25.8	64-171	.374	22-61	.361	50-71	.704	12-86-98	3.3	53-3	69	42	29	38	200	6.7
2017-18	27-15	730-27.0	72-183	.393	27-80	.338	49-67	.731	10-88-98	3.6	62-2	99	53	24	36	220	8.1
TOTAL	57-43	1504-26.4	136-354	.384	49-141	.348	99-138	.717	22-174-196	3.4	115-5	168	95	53	74	420	7.4

Big 12	GP-S	Min-Avg.	FG-A	.Pct	3FG-A	.Pct	FT-FTA	.Pct	O-D-T	Avg.	PF-D	A	TO	B	S	TP	Avg.
2016-17	18-16	469-26.1	31-100	.310	14-41	.341	29-42	.690	7-56-63	3.5	37-2	38	25	15	20	105	5.8
2017-18	17-9	473-27.8	44-119	.370	17-52	.327	28-41	.683	5-51-56	3.3	36-0	52	31	15	26	133	7.8
TOTAL	35-25	942-26.9	75-219	.342	31-93	.333	57-83	.687	12-107-119	3.4	73-2	90	56	30	46	238	6.8

31 Ella HELLESSEY | So. | 6'2" | F | Dromana, Australia (Padua College)



CAREER HIGHS

Points	10	Grambling (11/22/16)	Field Goals	4 (2x)	last Alcorn State (12/20/16)
Rebounds	8 (2x)	last Alcorn State (12/20/16)	FG Attempts	7 (2x)	last at Baylor (2/10/18)
Assists	4	Grambling (11/22/16)	3-Pointers	1 (7x)	last Missouri State (3/17/18)
Blocks	2 (2x)	last Southeastern La. (12/10/17)	3PT Attempts	2 (4x)	last at Baylor (2/10/18)
Steals	1 (8x)	last Oklahoma (1/27/18)	Free Throws	2 (2x)	last Oklahoma (1/27/18)
Minutes	18	Alcorn State (12/20/16)	FT Attempts	3	Alcorn State (12/20/16)

NOTES

- Academic All-Big 12 Second Team
- Season-high seven points at Texas Tech, most in Big 12 game in career
- Played in 19 games this season
- Scored five points in win at WVU, first career points in Big 12 play
- Played in 17 games as a true freshman last season
- Scored season-high 10 points against Grambling
- Ninth Australian coached by Raegan Pebley in her 15 seasons as a head coach (first at TCU)
- Part of 2017 recruiting class that was ranked as best in TCU history
- Played in front of family and friends during TCU's trip to Australia in August
- Had entire team over to her family home in Dromana (Melbourne suburb) while in Australia

MILESTONES

Category	Season (Career)
Double-Figure Pts	0 (1)
20+ Pts	0 (0)
Led Team in Pts	0 (0)
3+ 3-point FG	0 (0)
10+ Rebounds	0 (0)
Led Team in Rbs	0 (0)
5+ Assists	0 (0)
Double-doubles	0 (0)
Fouled Out	0 (0)

2017-18 GAME-BY-GAME

Opponent	M	FG	3P	FT	Reb	F	A	TO	B	S	Pt
ORAL ROBERTS					-- DNP --						
at SMU	3	0-0	0-0	0-0	0-2-2	0	0	0	0	0	0
TEXAS STATE	12	3-6	0-1	0-0	1-3-4	2	0	1	0	0	6
YALE					-- DNP --						
vs. Arizona	4	1-1	0-0	0-0	1-1-2	0	0	0	0	1	2
vs. Idaho					-- DNP --						
ALABAMA	3	0-1	0-1	0-0	0-1-1	1	1	0	0	1	0
at Texas A&M					--DNP--						
SOUTHEASTERN LA.	12	3-7	0-2	0-0	2-2-4	0	2	1	2	1	6
NORTHWESTERN ST.	13	1-4	1-2	0-0	0-4-4	0	3	2	1	0	3
HAMPTON	3	0-0	0-0	0-0	0-1-1	1	0	1	0	0	0
WEST VIRGINIA					--DNP--						
at Kansas	4	0-1	0-1	0-0	0-2-2	0	0	0	0	0	0
at Oklahoma					--DNP--						
TEXAS TECH	1	0-0	0-0	0-0	0-0-0	0	0	0	0	0	0
TEXAS					--DNP--						
at West Virginia	6	2-3	1-1	0-0	0-0-0	0	0	0	0	0	5
KANSAS					--DNP--						
at Kansas State					--DNP--						
OKLAHOMA	1	0-1	0-1	2-2	0-0-0	0	0	0	0	1	2
at Iowa State	2	1-1	0-0	0-0	0-0-0	0	0	0	1	0	2
at Texas	3	0-1	0-0	0-0	1-1-2	0	0	2	0	0	0
OKLAHOMA STATE					--DNP--						
at Baylor	12	2-7	1-2	0-0	1-0-1	1	0	1	0	0	5
IOWA STATE					--DNP--						
KANSAS STATE	0+	0-0	0-0	0-0	0-0-0	0	0	0	0	0	0
at Texas Tech	9	3-4	1-1	0-0	1-1-2	1	0	1	0	0	7
BAYLOR	3	0-1	0-1	0-0	0-0-0	0	0	0	0	0	0
at Oklahoma State					--DNP--						
vs Oklahoma					--DNP--						
vs Baylor	3	1-1	1-1	0-0	0-0-0	0	0	1	1	0	3
LAMAR					--DNP--						
MISSOURI STATE	4	1-1	1-1	0-0	1-1-1	0	3	0	0	0	3

CAREER STATISTICS

Overall	GP-S	Min-Avg.	FG-A	.Pct	3FG-A	.Pct	FT-FTA	.Pct	O-D-T	Avg.	PF-D	A	TO	B	S	TP	Avg.
2016-17	17-0	97-5.7	14-28	.500	1-6	.167	3-5	.600	7-21-28	1.6	12-0	7	8	5	4	32	1.9
2017-18	19-0	98-5.2	18-40	.450	6-15	.400	2-2	1.000	7-19-26	1.4	6-0	7	10	5	4	44	2.3
TOTAL	36-0	195-5.4	32-68	.471	7-21	.333	5-7	.714	14-40-54	1.5	18-0	14	18	10	8	76	2.1

Big 12	GP-S	Min-Avg.	FG-A	.Pct	3FG-A	.Pct	FT-FTA	.Pct	O-D-T	Avg.	PF-D	A	TO	B	S	TP	Avg.
2016-17	8-0	22-2.8	0-3	.000	0-2	.000	0-0	.000	0-3-3	0.4	2-0	0	2	0	1	0	0.0
2017-18	10-0	41-4.1	8-19	.421	3-7	.429	2-2	1.000	3-4-7	0.7	2-0	0	4	1	1	21	2.1
TOTAL	18-0	63-3.5	8-22	.364	3-9	.333	2-2	1.000	3-7-10	0.6	4-0	0	6	1	2	21	1.2

33 Adeola AKOMOLAFE | So. | 6'3" | F | El Paso, Texas (El Dorado HS)



CAREER HIGHS

Points	15	Alcorn State (12/20/16)	Field Goals	7	Alcorn State (12/20/16)
Rebounds	13	Alcorn State (12/20/16)	FG Attempts	8 (2x)	last Alcorn State (12/20/16)
Assists	5	Texas Tech (1/7/18)	3-Pointers	1 (2x)	last Texas (1/10/18)
Blocks	3	vs Oklahoma (3/3/18)	3PT Attempts	1 (4x)	last Texas (1/10/18)
Steals	5	Oklahoma (2/25/17)	Free Throws	4 (4x)	last Northwestern State (12/17/17)
Minutes	31	Lamar (3/15/18)	FT Attempts	6	Incarinate Word (11/11/16)

NOTES

- Academic All-Big 12 First Team; second time in career
- 6.5 rebounds per game in two WNIT games
- Returned to starting lineup at Oklahoma State, replacing Jordan Moore, after coming off bench in previous five games
- Season-high of 12 points twice, including in WNIT First Round win
- Played in every game with nine starts last season
- Posted first career double-double against Alcorn State
- Played in first five games in 2015-16 before missing remainder of season due to injury

MILESTONES

Category	Season (Career)
Double-Figure Pts	2 (3)
20+ Pts	0 (0)
Led Team in Pts	0 (0)
3+ 3-point FG	0 (0)
10+ Rebounds	0 (2)
Led Team in Rbs	1 (5)
5+ Assists	1 (1)
Double-doubles	0 (1)
Fouled Out	1 (1)

2017-18 GAME-BY-GAME

Opponent	M	FG	3P	FT	Reb	F	A	TO	B	S	Pt
ORAL ROBERTS*	17	1-1	0-0	0-0	1-3-4	3	2	0	2	0	2
at SMU*	12	0-0	0-0	0-0	1-3-4	1	2	0	2	0	0
TEXAS STATE*	18	1-1	0-0	1-1	1-2-3	1	4	2	2	0	3
YALE*	11	0-0	0-0	1-2	1-1-2	1	0	0	0	0	1
vs. Arizona	4	2-2	0-0	1-3	1-0-1	1	0	1	0	0	5
vs. Idaho	2	0-0	0-0	0-0	0-2-2	0	1	0	0	0	0
ALABAMA	7	2-3	0-0	0-0	0-0-0	1	1	0	0	0	4
at Texas A&M	4	1-2	0-0	0-0	0-0-0	1	0	1	0	0	2
SOUTHEASTERN LA.	15	3-3	0-0	2-2	2-1-3	0	2	2	0	0	8
NORTHWESTERN ST.	21	4-5	0-0	4-5	2-5-7	1	1	1	1	1	12
HAMPTON	14	1-3	0-0	1-2	1-0-1	3	2	0	0	1	3
WEST VIRGINIA	14	1-1	0-0	0-0	3-1-4	0	1	0	0	1	2
at Kansas	14	0-1	0-0	1-2	0-4-4	4	1	0	0	0	1
at Oklahoma*	21	1-2	1-1	0-0	2-5-7	4	1	0	0	0	3
TEXAS TECH*	15	1-1	0-0	0-0	1-1-2	3	5	2	0	2	2
TEXAS*	20	3-4	1-1	0-0	0-5-5	1	2	0	1	0	7
at West Virginia*	19	1-3	0-0	1-2	1-1-2	5	1	1	0	1	3
KANSAS*	15	0-0	0-0	0-0	0-2-2	3	0	0	1	1	0
at Kansas State*	15	2-6	0-0	0-0	2-1-3	3	0	1	1	1	4
OKLAHOMA*	17	2-3	0-0	1-1	1-2-3	3	2	1	2	1	5
at Iowa State*	12	0-1	0-0	0-0	1-4-5	1	0	1	0	0	0
at Texas*	13	1-2	0-0	1-2	1-0-1	3	0	0	0	0	3
OKLAHOMA STATE*	12	0-2	0-0	0-0	1-3-4	2	1	0	2	0	0
at Baylor	11	0-0	0-0	0-0	0-3-3	3	0	1	0	0	0
IOWA STATE	8	1-1	0-0	0-0	0-2-2	3	0	2	0	0	2
KANSAS STATE	10	0-1	0-0	2-2	3-2-5	4	2	0	0	0	2
at Texas Tech	11	0-1	0-0	0-0	0-0-0	4	0	1	0	1	0
BAYLOR	12	0-1	0-0	0-0	1-0-1	2	0	0	0	0	0
at Oklahoma State*	11	0-0	0-0	0-0	1-2-3	2	2	0	0	0	0
vs Oklahoma*	14	1-1	0-0	0-0	0-3-3	4	2	0	3	0	2
vs Baylor*	16	0-1	0-0	2-2	0-1-1	3	0	0	1	0	2
LAMAR*	31	5-6	0-0	2-2	3-3-6	1	2	0	2	1	12
MISSOURI STATE*	23	2-3	0-0	0-0	1-6-7	0	3	1	1	0	4

CAREER STATISTICS

Overall	GP-S	Min-Avg.	FG-A	.Pct	3FG-A	.Pct	FT-FTA	.Pct	O-D-T	Avg.	PF-D	A	TO	B	S	TP	Avg.
2015-16	5-0	59-11.8	6-17	.353	0-2	.000	2-4	.500	6-6-12	2.4	11-0	2	2	3	4	14	2.8
2016-17	30-9	437-14.6	28-68	.412	0-0	.000	26-35	.743	49-66-115	3.8	67-0	23	34	18	14	82	2.7
2017-18	33-19	459-13.9	36-61	.590	2-2	1.000	20-28	.714	32-68-100	3.0	71-1	40	18	21	11	94	2.8
TOTAL	68-28	955-14.0	70-146	.479	2-4	.500	48-67	.716	87-140-227	3.3	149-1	65	54	42	29	190	2.8

BIG 12	GP-S	Min-Avg.	FG-A	.Pct	3FG-A	.Pct	FT-FTA	.Pct	O-D-T	Avg.	PF-D	A	TO	B	S	TP	Avg.
2015-16	-	-	-	-	-	-	-	-	-	-	-	-	-	-	-	-	-
2016-17	18-7	284-15.8	9-35	.257	0-0	.000	16-22	.727	25-31-56	3.1	44-0	12	24	11	14	34	1.9
2017-18	18-11	250-13.9	13-30	.433	2-2	1.000	6-9	.667	18-38-56	3.1	50-1	18	10	7	8	34	1.9
TOTAL	36-18	534-14.8	22-65	.338	2-2	1.000	22-31	.710	43-69-112	3.1	94-1	30	34	18	22	68	1.9

SEASON BOX SCORES

November 11 / Schollmaier Arena / Fort Worth, Texas

**ORAL ROBERTS**
TCU**58**
72

TCU used a strong outing from junior Jordan Moore to grab a season-opening 72-58 win over Oral Roberts on Saturday at Schollmaier Arena.

Moore set career-highs with 21 points and seven blocks while also adding eight rebounds. Amber Ramirez added 18 points and tied a career-high with seven assists. Five of those seven assists were to Moore.

TCU (1-0) won its fifth straight season opener and also won for the 21st time in its last 22 home openers. Oral Roberts (0-1) was led by Sarah Garvie who scored 20 points off the bench, thanks largely to six 3-pointers.

Oral Roberts 58 • 0-1

Player	FG	FGA	FT	FTA	Rebounds	PF	TP	A	To	Bk	Stl	Min
15 Ihim, Faith	2-5	0-1	2-6	3	4	7	3	6	2	6	0	31
44 Martinez, Maria	4-13	0-3	1-4	1	8	9	0	2	3	0	0	31
24 Brotons, Montserrat	1-3	0-0	0-0	0	5	5	0	2	1	0	0	25
13 Skalkin, Rachel	1-5	1-4	0-0	0	3	3	2	3	1	0	0	23
23 Lippe, Keri Jo	1-4	0-1	0-0	1	2	2	0	1	0	1	0	12
10 Mayberry, Naya	3-6	0-2	2-2	0	1	3	8	4	3	1	0	27
28 Schumacher, Regan	1-4	0-0	0-0	0	2	2	1	2	0	1	0	15
22 Gilbert, Jordan	2-6	0-0	2-2	0	1	1	0	6	2	0	0	14
21 Garvie, Sarah	7-12	6-11	0-0	0	1	1	3	20	1	3	0	22
Team					4	1	5					

Totals	22-58	7-22	7-14	9	26	35	17	58	15	17	2	5
--------	-------	------	------	---	----	----	----	----	----	----	---	---

1st FG %: 41.4	62.5	2nd FG %: 51.5	33.3%	4th FG %: 51.4	35.7%	Game: 27-58	37.5%	Deatball	
FT %: 1.4	50.0%	3-4	50.0%	4-4	100.0%	5-17	29.4%	Rebounds	
PT %: 2.4	50.0%	1-2	50.0%	1-2	50.0%	7-14	50.0%	3	

TCU 72 • 1-0

Player	FG	FGA	FT	FTA	Rebounds	PF	TP	A	To	Bk	Stl	Min
33 Akomolafe, Adeola	1-1	0-0	0-0	1	3	4	2	2	0	0	0	17
22 Moore, Jordan	8-13	0-0	5-8	3	5	8	1	21	2	7	1	32
01 Thompson, Torree	4-10	1-4	3-3	0	5	5	2	12	1	0	0	29
04 Ramirez, Amber	7-14	2-5	2-2	0	4	4	1	22	7	3	0	33
24 Vann, Dakota	1-5	0-2	1-2	0	4	4	2	3	1	2	1	30
08 Okonkwo, Amy	4-10	0-3	2-2	2	3	3	10	0	2	0	1	16
03 Christian, Mikayla	1-1	1-1	0-0	0	1	1	0	3	1	1	0	10
20 Heard, Lauren	1-4	1-2	0-0	2	3	3	3	3	2	0	1	16
21 Coleman, Sydney	0-1	0-0	0-0	0	5	3	0	0	0	1	1	17
Team					1	2						

Totals	27-59	5-17	13-17	9	30	39	18	72	18	13	11	9
--------	-------	------	-------	---	----	----	----	----	----	----	----	---

1st FG %: 41.4	25.0%	2nd FG %: 36.9%	3rd FG %: 40.0%	4th FG %: 51.4	46.7%	Game: 27-59	45.8%	Deatball	
FT %: 2.4	50.0%	4-8	50.0%	5-11	45.5%	13-17	76.5%	Rebounds	
PT %: 1.7	50.0%	1-2	50.0%	0-0	0.0%	0-0	0.0%	2	

Officials: Tim Napier, Dee Kantner, Eric Brewster
Technical fouls: Oral Roberts-None, TCU-None.
Attendance: 1603

Score by periods	1st	2nd	3rd	4th	Total
Oral Roberts	15	15	13	15	58
TCU	14	30	14	14	72

Points In Off 2nd Fast
TCU 40 14 10 6 16
ORU 40 14 10 6 16

Score tied - 2 times.
Lead changed - 4 times.

Last FG - ORU 4th-08:38, TCU 4th-00:43.
Largest lead - ORU by 13 at 01:24, TCU by 18 3rd-05:29.
ORU led for 02:38, TCU led for 36:26. Game was tied for 00:36.

November 14 / Moody Coliseum / Dallas, Texas

**TCU**
SMU**64**
58

TCU impressed head coach Raegen Pebley with its toughness and grabbed a 64-58 win over SMU at Moody Coliseum on Tuesday.

Amber Ramirez led TCU (2-0) with a career-high 24 points, including six 3-pointers, to go along with five assists and four rebounds. Amy Okonkwo added 15 points, 10 in the second half, and Jordan Moore had 14 points, 11 in the second half. Okonkwo also had six rebounds and five assists.

No team ever led by more than eight points at any point, and the score was within one point at the end of each quarter until TCU's final six-point margin.

In the 60th meeting between the Metroplex rivals, TCU won its fourth straight over SMU, all under Pebley.

TCU 64 • 2-0

Player	FG	FGA	FT	FTA	Rebounds	PF	TP	A	To	Bk	Stl	Min
33 Akomolafe, Adeola	0-0	0-0	0-0	1	3	4	1	0	2	0	0	12
22 Moore, Jordan	5-13	0-0	0-0	3	6	5	14	0	2	2	1	30
01 Thompson, Torree	2-10	1-4	0-0	0	3	3	1	5	2	1	0	25
04 Ramirez, Amber	8-16	6-11	2-2	0	4	1	24	5	5	1	0	34
24 Vann, Dakota	0-0	0-0	0-0	0	2	4	0	3	2	3	0	20
08 Okonkwo, Amy	6-10	1-0	2-2	1	5	6	3	15	5	1	0	24
03 Christian, Mikayla	1-3	1-0	0-0	0	3	3	1	0	0	0	1	23
20 Heard, Lauren	1-8	0-2	1-2	3	1	4	1	3	1	0	0	24
21 Coleman, Sydney	0-0	0-0	0-0	0	2	2	0	0	1	0	0	5
31 Hellessey, Ella	0-0	0-0	0-0	0	2	2	0	0	0	0	0	3
Team					3	3						

Totals	23-60	9-23	9-11	11	29	40	19	64	18	13	0	4
--------	-------	------	------	----	----	----	----	----	----	----	---	---

1st FG %: 41.7	35.7%	2nd FG %: 41.9	32.6%	4th FG %: 61.2	38.3%	Game: 23-60	38.3%	Deatball	
FT %: 4.8	50.0%	3-2	40.0%	1-4	25.0%	9-23	39.1%	Rebounds	
PT %: 1.4	100.0%	1-2	50.0%	2-4	50.0%	4-4	100.0%	0	

SMU 58 • 1-1

Player	FG	FGA	FT	FTA	Rebounds	PF	TP	A	To	Bk	Stl	Min
15 COLLINS, Stephanie	3-5	0-0	0-0	2	4	6	1	4	1	1	1	14
20 THOMAS, Dalja	3-8	0-0	2-4	4	3	8	0	3	1	0	0	30
00 PERRY, Kiara	7-16	3-3	6-8	3	6	9	4	23	2	0	0	34
03 ADAMS, McKenzie	0-20	0-1	1-1	0	4	4	1	15	3	0	1	39
04 REESE, Mikayla	0-6	0-0	0-0	1	4	2	0	6	2	0	2	33
12 WHITEFIELD, Ariana	0-0	0-0	0-0	0	0	0	0	1	1	0	0	6
23 SMITH, Morgan	0-1	0-0	0-0	0	0	0	0	0	0	0	0	8
13 BRADSHAW, Kiara	0-2	0-0	2-2	2	4	1	4	0	2	5	0	25
21 CASH, Johnasia	0-0	0-0	2-2	2	2	4	1	2	1	0	0	11
Team												

Totals	22-67	3-4	11-15	17	28	45	58	13	12	7	8	20
--------	-------	-----	-------	----	----	----	----	----	----	---	---	----

1st FG %: 41.6	37.5%	2nd FG %: 34.6	37.5%	4th FG %: 61.2	38.3%	Game: 22-67	38.3%	Deatball	
FT %: 1.1	100.0%	0-0	0.0%	1-1	100.0%	1-4	25.0%	Rebounds	
PT %: 1.4	100.0%	0-0	0.0%	1-1	100.0%	1-4	25.0%	3	

Officials: Scott Vassily, Denise Brooks, Ed Sidlasky
Technical fouls: TCU-None, SMU-None.
Attendance: 938

Score by periods	1st	2nd	3rd	4th	Total
TCU	17	16	14	17	64
SMU	18	14	14	12	58

Points In Off 2nd Fast
TCU 22 8 8 7 6
SMU 22 8 8 7 6

Score tied - 9 times.
Lead changed - 6 times.

Last FG - TCU 4th-00:28, SMU 4th-01:19.
Largest lead - TCU by 8 4th-03:07, SMU by 3 2nd-09:29.
TCU led for 24:04, SMU led for 08:49. Game was tied for 06:32.

November 21 / Schollmaier Arena / Fort Worth, Texas

**YALE**
TCU**82**
72

TCU suffered its first loss of the season, falling to Yale, 82-72, at Schollmaier Arena on Tuesday night.

TCU (3-1) was led in scoring by Amy Okonkwo who had 18 points off the bench for TCU. Amber Ramirez and Torree Thompson each added 13 points while Lauren Heard had 12, the first double-figure scoring game of the freshman's career.

Yale (3-1) was led by Jen Berkowitz who had 24 points on 10-of-14 shooting. The Bulldogs, who led for most of the game, shot 53 percent on the night, including 10-of-13 for 77 percent in the fourth quarter.

Yale 82 • 3-1

Player	FG	FGA	FT	FTA	Rebounds	PF	TP	A	To	Bk	Stl	Min
12 Berkowitz, Jen	10-14	1-3	3-4	3	4	7	1	24	1	5	0	35
24 Andrews, Ellen M.	0-7	0-3	0-4	3	6	3	2	3	0	0	0	28
10 Nelson, Gabby	2-3	2-3	0-0	0	0	0	0	6	0	0	0	9
21 Barthman, Roxie	6-12	2-3	2-5	0	4	16	6	4	0	1	0	30
23 Simpson, Tamara	9-14	1-5	0-0	2	4	6	19	5	2	1	0	36
04 Gorman, Megan	0-4	0-0	1	6	7	4	4	2	2	0	1	20
14 Santucci, Mary Ann	2-3	1-2	0-0	2	2	4	0	5	0	4	0	25
15 Cade, Alex	1-2	0-0	1	2	1	2	1	0	1	0	1	10
25 Maud, Alexandra	2-2	0-0	0-0	1	1	2	4	0	0	0	1	17
48 Davies, Bronwyn	0-0	0-0	0-0	0	0	0	0	0	0	0	0	2
Team					2	3	5					

Totals	32-61	7-19	11-19	14	27	41	19	82	17	22	1	5
--------	-------	------	-------	----	----	----	----	----	----	----	---	---

1st FG %: 71.6	46.7%	2nd FG %: 61.5	33.3%	3rd FG %: 61.8	50.0%	4th FG %: 73.1	76.9%	Game: 32-61	52.5%
FT %: 2.5	50.0%	0-0	0.0%	2-4	50.0%	8-13	61.5%	Deatball	
PT %: 1.1	50.0%	0-0	0.0%	0-0	0.0%	11-19	57.9%	Rebounds	

TCU 72 • 3-0

Player	FG	FGA	FT	FTA	Rebounds	PF	TP	A	To	Bk	Stl	Min
24 Vann, Dakota	3-5	0-2	0-3	1	3	4	6	2	1	0	0	31
33 Akomolafe, Adeola	0-0	0-0	1-2	1	1	2	1	0	0	0	0	11
22 Moore, Jordan	3-11	0-0	1-1	2	3	5	2	7	0	4	4	24
01 Thompson, Torree	4-14	4-5	1-1	2	1	2	13	3	3	0	0	24
04 Ramirez, Amber	6-15	1-5	0-0	1	3	4	1	23	3	2	0	38
08 Okonkwo, Amy	8-14	1-2	1-2	2	3	3	18	4	2	0	0	28
03 Christian, Mikayla	0-2	0-1	0-0	0	3	1	0	1	0	1	0	13
20 Heard, Lauren	4-10	0-1	4-5	5	1	6	12	5	3	0	0	25
21 Coleman, Sydney	1-3	0-1	0-0	0	0	0	0	2	1	0	1	6
Team					1	2						

Totals	29-68	3-16	11-18	14	27	41	19	72	15	16	5	13
--------	-------	------	-------	----	----	----	----	----	----	----	---	----

1st FG %: 71.6	48.0%	2nd FG %: 51.9	33.3%	3rd FG %: 61.8	55.0%	Game: 29-68	42.6%	Deatball	
FT %: 0.2	0.0%	2-4	50.0%	3-6	50.0%	11-19	57.9%	Rebounds	
PT %: 1.1	100.0%	3-6	50.0%	5-10	50.0%	18-18	61.1%	3	

Officials: Mark Zentz, Cameron Inouye, Michael McConnell
Technical fouls: Yale-None, TCU-None.
Attendance: 1796

Score by periods	1st	2nd	3rd	4th	Total
Yale	17	13	22	30	82
TCU	15	12	16	29	72

Points In Off 2nd Fast
Yale

SEASON BOX SCORES

December 17 / Schollmaier Arena / Fort Worth, Texas

**ALABAMA**
TCU**67**
88

TCU trailed at halftime, but exploded in the third quarter to cruise past Alabama, 88-67, at Schollmaier Arena on Friday as part of the Big 12/SEC Challenge.

TCU (6-1) scored a season-best 33 points in the third quarter while holding Alabama (4-3) to just nine as the Frogs turned a halftime deficit into a 22-point lead entering the fourth quarter. The Frogs biggest problem in the first half was 13 turnovers, but they had none in the third quarter and just three in the fourth quarter.

Jordan Moore led TCU with 19 points on 9-of-11 shooting while also adding eight rebounds. Kianna Ray tied a career-high with 16 points and Dakota Vann added a season-best 14 points, including 4-of-4 from long range.

Alabama 67 • 4-3

Player	FG	FGA	FT	FTA	Rebounds	PF	TP	A	To	Bk	Stl	Min
20 Williams, Ashley	4-7	0-0	6-6	2-2	4	1	14	1	2	0	1	24
25 Knight, Ashley	3-6	0-0	0-0	3-3	4	6	0	1	3	1	1	24
03 Lewis, Jordan	2-7	0-2	0-0	0-2	3	4	1	0	1	0	1	28
04 Cook, Hannah	2-10	1-4	5-5	0-2	0	10	1	1	0	1	0	27
15 Knight, Meeshont	4-4	1-1	0-0	0-1	1	3	0	0	3	0	0	13
01 Bolton, Quanetria	3-5	2-2	3-4	1-1	2	11	3	1	2	2	15	
06 da Silva, Alana	0-0	0-0	0-0	0-0	1	0	1	0	1	0	14	
10 Ruffin, Dalila	1-4	1-2	0-0	0-0	1	1	0	2	0	0	21	
13 Knight, Coco	3-8	0-0	2-4	2-2	4	8	1	0	1	0	22	
21 Berry, Taylor	1-1	1-1	0-0	0-0	0	3	0	0	0	0	1	
23 Wade, Shaquana	1-4	1-3	0-0	0-0	2	3	2	5	1	1	21	
Teams												
Total	22-56	7-15	16-19	16-25	17	67	16	7	10	20	0	200
1st FG: 5-11	3-11	2nd 61-63	46-26%	3rd 3-5	15-25%	4th 8-16	62-38%	Game 22-56	39-25%	Deadball 1-1	0-0%	
FT: 16-19	83-42%	2nd 6-10	60-60%	3rd 3-5	60-60%	4th 6-10	60-60%	22-56	39-25%	Deadball 1-1	0-0%	

1st FG: 5-16 31.3% 2nd: 6-13 46.2% 3rd: 3-5 60.0% 4th: 8-12 66.7% Games: 22-56 38.2% Deadball
3FG: 3-4 75.0% 1-3 33.3% 0-4 0.0% 7-15 46.7% Rebounds
PF: 6-4 66.7% 2-4 50.0% 6-4 100.0% 10-19 52.6% 2

TCU 88 • 6-1

Player	FG	FGA	FT	FTA	Rebounds	PF	TP	A	To	Bk	Stl	Min
24 Vann, Dakota	4-5	4-4	1-2	1-2	2	8	19	2	0	0	1	27
22 Moore, Jordan	9-11	0-0	1-2	2-6	8	3	19	2	2	0	0	26
23 Thompson, Torree	3-6	1-3	0-0	0-3	1	7	2	0	0	1	0	31
40 Ramirez, Amber	2-9	0-4	1-1	0-3	3	5	1	0	1	0	0	32
15 Woods, Jayde	0-2	0-1	0-0	0-0	2	0	2	0	2	0	0	15
10 Okonkwo, Amy	4-10	0-1	1-2	5-10	2	9	0	1	0	1	0	13
11 Christian, Mikayla	1-2	1-1	0-0	0-1	1	0	3	1	0	0	1	7
20 Heard, Lauren	2-4	0-1	3-3	1-0	1	1	7	2	0	0	0	11
14 Coleman, Sydney	2-2	0-0	1-1	0-1	1	1	1	0	1	0	0	5
7 Ray, Kianna	4-7	1-3	7-7	1-4	5	1	16	2	4	1	2	23
1 Hellessey, Ella	0-1	0-0	0-0	1-1	0	1	0	0	1	0	0	3
13 Okonkwo, Adeola	2-3	0-0	0-0	0-0	1	4	1	0	0	0	0	7
Team				2-3	3							
Totals	33-62	7-19	15-18	12-26	36	88	22	16	4	10	20	200
1st FG % 51.5 33.3 33.3 33.3 44.4 44.4 44.4 44.4 44.4 44.4 44.4 44.4	33-62	7-19	15-18	12-26	36	88	22	16	4	10	20	200
2nd FG % 51.5 33.3 33.3 33.3 44.4 44.4 44.4 44.4 44.4 44.4 44.4 44.4	33-62	7-19	15-18	12-26	36	88	22	16	4	10	20	200
3rd FG % 51.5 33.3 33.3 33.3 44.4 44.4 44.4 44.4 44.4 44.4 44.4 44.4	33-62	7-19	15-18	12-26	36	88	22	16	4	10	20	200
4th FG % 51.5 33.3 33.3 33.3 44.4 44.4 44.4 44.4 44.4 44.4 44.4 44.4	33-62	7-19	15-18	12-26	36	88	22	16	4	10	20	200
5th FG % 51.5 33.3 33.3 33.3 44.4 44.4 44.4 44.4 44.4 44.4 44.4 44.4	33-62	7-19	15-18	12-26	36	88	22	16	4	10	20	200

1st FG: 6-15 40.0% 2nd: 4-8 50.0% 3rd: 12-20 60.0% 4th: 9-19 47.4% Games: 33-62 38.2% Deadball
3FG: 5-6 83.3% 1-3 33.3% 2-4 50.0% 5-13 38.5% Rebounds
PF: 6-4 66.7% 2-4 50.0% 7-19 35.8%

Officials: Beverly Roberts, De Kanner, Cameron Inouye
Technical fouls: Alabama-None, TCU-None.
Attendance: 3427

Score by periods	1st	2nd	3rd	4th	Total
Alabama	13	20	19	15	67
TCU	19	12	33	24	88

Last FG: TCU 4th-01:12, TCU 4th-00:00.
Largest lead: 18 by TCU 03:07. TCU by 24 4th-00:53.
UA led for 30:18. TCU led for 26:53. Game was tied for 02:49.

December 17 / Schollmaier Arena / Fort Worth, Texas

**NORTHWESTERN STATE**
TCU**51**
89

TCU returned to the court after a break for final exams and cruised to an 89-51 win over Northwestern State at Schollmaier Arena on Sunday afternoon.

TCU (8-2) had four double-figure scorers, with three coming off the bench. Amy Okonkwo led the way with 19 points and a career-best five steals. Jordan Moore was the lone starter in double-figures with 18 points and eight rebounds. Adeola Akomolafe and Sydney Coleman added 12 and 11 points, respectively, for TCU.

The Frogs showed off their depth with 52 bench points as every Frog in uniform played at least 13 minutes, but none played more than 23 minutes.

Northwestern State 51 • 4-6

Player	Total	3-PrP	Rebounds											
	FG	FTA	FT	FTA	Off	Def	Total	PF	TP	A	To	Bk	Stl	Min
22 Gilliam, Libba	7-8	0-2	2-2	1-4	5	1	8	2	3	0	0	0	0	27
23 Scott, Jocelyn	5-9	2-2	0-0	1-3	2	12	3	4	0	1	1	1	1	29
24 Brown, Cheyenne	0-16	0-2	3-4	3-2	5	4	21	1	1	1	1	1	1	28
00 Grant, Nautica	0-8	0-5	4-4	1-2	3	4	1	2	0	2	0	2	34	
01 Bell, Gabby	0-4	0-2	1-4	0-1	1	3	1	4	5	0	2	0	2	31
02 Freeman, Jada	0-2	0-1	0-0	0-0	2	0	0	3	0	0	0	0	0	19
03 Savage, Lacey	0-0	0-0	0-0	0-1	1	0	1	0	0	0	0	0	0	2
04 Wheeler, J'ha'ne	2-4	1-2	0-0	0-0	4	5	1	0	0	0	0	0	0	18
05 Miller, Victoria	0-1	0-0	0-0	0-1	1	0	0	0	0	0	0	0	0	19
06 Barnes, Leah	0-1	0-0	0-2	1-3	4	1	0	0	0	1	0	1	0	8
07 Youngblood, Tia	0-0	0-0	0-0	0-0	5	0	0	0	0	0	0	0	0	6
Team	19-53	3-16	10-16	8-17	25	51	13	21	1	1	1	1	200	
Totals	19-53	3-16	10-16	8-17	25	51	13	21	1	1	1	1	200	

14	FG	%	4-13	30.8%	2nd	21	18-21	85.7%	3rd	14	5-14	35.7%	40%	45%	10%	Game	15-13	65.4%	Deadball
15	FT	%	3-5	60.0%	1st	10	5-10	50.0%	2nd	10	5-10	50.0%	100%	100%	0%	15-15	100%	0%	0%
16	3P	%	2-8	25.0%	3rd	3	4-6	66.7%	1st	2	1-2	50.0%	100%	100%	0%	10-16	62.5%	0%	0%

1st FG: 4-13 30.8% 2nd: 2-11 18.2% 3rd: 7-14 50.0% 4th: 6-15 40.0% Games: 19-53 35.8% Deadball
3FG: 3-4 75.0% 1-3 33.3% 2-4 50.0% 5-13 38.5% Rebounds
PF: 1-2 50.0% 3-4 75.0% 4-6 66.7% 10-19 52.6%

TCU 89 • 8-2

Moore, Jordan	C	7-8	0-0	4-6	2	6	8	1	18	0	3	3	0	15
Thompson, Torree	F	2-6	1-4	1-1	2	0	2	6	1	1	0	1	0	17
Ramirez, Amber	F	1-5	1-4	0-0	0	1	1	0	3	0	2	0	2	21
Woods, Jayde	F	2-3	0-0	1-1	0	3	3	4	1	1	1	1	1	15
Ray, Kianna	F	2-4	0-2	1-2	2	3	5	2	0	0	0	0	0	20
Okonkwo, Amy	F	6-8	0-1	7-8	4	1	5	3	19	0	2	0	5	16
Christian, Mikayla	F	0-1	0-1	0-0	0	3	3	1	0	5	2	0	0	19
Heard, Lauren	F	2-5	1-3	2-2	1	2	3	4	7	1	0	1	0	23
Coleman, Sydney	F	4-8	0-0	3-4	0	1	1	0	1	1	0	1	0	20
Hellessey, Ella	F	1-4	1-2	0-0	0	4	4	0	3	3	2	1	0	13
Okonkwo, Adeola	F	4-5	0-0	4-5	2	7	1	12	1	1	1	1	1	21
Team					0	0	0							
Totals		31-57	4-17	23-29	12-27	40	89	23	17	0	20	20	200	
14d: Pct: 51.8% 57.1% 2nd: 51.8% 42.1% 3rd: 51.8% 42.1% 4th: 77.0% 70.0% Games: 31-57 54.4%														
Reb: 20 20 20 20 20 20 20 20 20 20 20 20 20 20 20														
PF: 58 58 58 58 58 58 58 58 58 58 58 58 58 58 58														
TP: 58 58 58 58 58 58 58 58 58 58 58 58 58 58 58														
Opp: 58 58 58 58 58 58 58 58 58 58 58 58 58 58 58														
Offensive: 58 58 58 58 58 58 58 58 58 58 58 58 58 58 58														
Defensive: 58 58 58 58 58 58 58 58 58 58 58 58 58 58 58														
Total: 58 58 58 58 58 58 58 58 58 58 58 58 58 58 58														
Opp: 58 58 58 58 58 58 58 58 58 58 58 58 58 58 58														
Offensive: 58 58 58 58 58 58 58 58 58 58 58 58 58 58 58														
Defensive: 58 58 58 58 58 58 58 58 58 58 58 58 58 58 58														
Total: 58 58 58 58 58 58 58 58 58 58 58 58 58 58 58														
Opp: 58 58 58 58 58 58 58 58 58 58 58 58 58 58 58														
Offensive: 58 58 58 58 58 58 58 58 58 58 58 58 58 58 58														
Defensive: 58 58 58 58 58 58 58 58 58 58 58 58 58 58 58														
Total: 58 58 58 58 58 58 58 58 58 58 58 58 58 58 58														
Opp: 58 58 58 58 58 58 58 58 58 58 58 58 58 58 58														
Offensive: 58 58 58 58 58 58 58 58 58 58 58 58 58 58 58														
Defensive: 58 58 58 58 58 58 58 58 58 58 58 58 58 58 58														
Total: 58 58 58 58 58 58 58 58 58 58 58 58 58 58 58														
Opp: 58 58 58 58 58 58 58 58 58 58 58 58 58 58 58														
Offensive: 58 58 58 58 58 58 58 58 58 58 58 58 58 58 58														
Defensive: 58 58 58 58 58 58 58 58 58 58 58 58 58 58 58														
Total: 58 58 58 58 58 58 58 58 58 58 58 58 58 58 58														
Opp: 58 58 58 58 58 58 58 58 58 58 58 58 58 58 58														
Offensive: 58 58 58 58 58 58 58 58 58 58 58 58 58 58 58														
Defensive: 58 58 58 58 58 58 58 58 58 58 58 58 58 58 58														
Total: 58 58 58 58 58 58 58 58 58 58 58 58 58 58 58														
Opp: 58 58 58 58 58 58 58 58 58 58 58 58 58 58 58														
Offensive: 58 58 58 58 58 58 58 58 58 58 58 58 58 58 58														
Defensive: 58 58 58 58 58 58 58 58 58 58 58 58 58 58 58														
Total: 58 58 58 58 58 58 58 58 58 58 58 58 58 58 58														
Opp: 58 58 58 58 58 58 58 58 58 58 58 58 58 58 58														
Offensive: 58 58 58 58 58 58 58 58 58 58 58 58 58 58 58														
Defensive: 58 58 58 58 58 58 58 58 58 58 58 58 58 58 58														
Total: 58 58 58 58 58 58 58 58 58 58 58 58 58 58 58														
Opp: 58 58 58 58 58 58 58 58 58 58 58 58 58 58 58														
Offensive: 58 58 58 58 58 58 58 58 58 58 58 58 58 58 58														
Defensive: 58 58 58 58 58 58 58 58 58 58 58 58 58 58 58														
Total: 58 58 58 58 58 58 58 58 58 58 58 58 58 58 58														
Opp: 58 58 58 58 58 58 58 58 58 58 58 58 58 58 58														
Offensive: 58 58 58 58 58 58 58 58 58 58 58 58 58 58 58														
Defensive: 58 58 58 58 58 58 58 58 58 58 58 58 58 58 58														
Total: 58 58 58 58 58 58 58 58 58 58 58 58 58 58 58														
Opp: 58 58 58 58 58 58 58 58 58 58 58 58 58 58 58														
Offensive: 58 58 58 58 58 58 58 58 58 58 58 58 58 58 58														
Defensive: 58 58 58 58 58 58 58 58 58 58 58 58 58 58 58														
Total: 58 58 58 58 58 58 58 58 58 58 58 58 58 58 58														
Opp: 58 58 58 58 58 58 58 58 58 58 58 58 58 58 58														
Offensive: 58 58 58 58 58 58 58 58 58 58 58 58 58 58 58														
Defensive: 58 58 58 58 58 58 58 58 58 58 58 58 58 58 58														
Total: 58 58 58 58 58 58 58 58 58 58 58 58 58 58 58														
Opp: 58 58 58 58 58 58 58 58 58 58 58 58 58 58 58														
Offensive: 58 58 58 58 58 58 58 58 58 58 58 58 58 58 58														
Defensive: 58 58 58 58 58 58 58 58 58 58 58 58 58 58 58														
Total: 58 58 58 58 58 58 58 58 58 58 58 58 58 58 58														
Opp: 58 58 58 58 58 58 58 58 58 58 58 58 58 58 58														
Offensive: 58 58 58 58 58 58 58 58 58 58 58 58 58 58 58														
Defensive: 58 58 58 58 58 58 58 58 58 58 58 58 58 58 58														
Total: 58 58 58 58 58 58 58 58 58 58 58 58 58 58 58														
Opp: 58 58 58 58 58 58 58 58 58 58 58 58 58 58 58														
Offensive: 58 58 58 58 58 58 58 58 58 58 58 58 58 58 58														
Defensive: 58 58 58 58 58 58 58 58 58 58 58 58 58 58 58														
Total: 58 58 58 58 58 58 58 58 58 58 58 58 58 58 58														
Opp: 58 58 58 58 58 58 58 58 58 58 58 58 58 58 58														
Offensive: 58 58 58 58 58 58 58 58 58 58 58 58 58 58 58														
Defensive: 58 58 58 58 58 58 58 58 58 58 58 58 58 58 58														
Total: 58 58 58 58 58 58 58 58 58 58 58 58 58 58 58														
Opp: 58 58 58 58 58 58 58 58 58 58 58 58 58 58 58														
Offensive: 58 58 58 58 58 58 58 58 58 58 58 58 58 58 58														
Defensive: 58 58 58 58 58 58 58 58 58 58 58 58 58 58 58														
Total: 58 58 58 58 58 58 58 58 58 58 58 58 58 58 58														
Opp: 58 58 58 58 58 58 58 58 58 58 58 58 58 58 58														
Offensive: 58 58 58 58 58 58 58 58 58 58 58 58 58 58 58														
Defensive: 58 58 58 58 58 58 58 58 58 58 58 58 58 58 58														
Total: 58 58 58 58 58 58 58 58 58 58 58 58 58 58 58														
Opp: 58 58 58 58 58 58 58 58 58 58 58 58 58 58 58														
Offensive: 58 58 58 58 58 58 58 58 58 58 58 58 58 58 58														
Defensive: 58 58 58 58 58 58 58 58 58 58 58 58 58 58 58														
Total: 58 58 58 58 58 58 58 58 58 58 58 58 58 58 58														
Opp: 58 58 58 58 58 58 58 58 58 58 58 58 58 58 58														
Offensive: 58 58 58 58 58 58 58 58 58 58 58 58 58 58 58														
Defensive: 58 58 58 58 58 58 58 58 58 58 58 58 58 58 58														
Total: 58 58 58 58 58 58 58 58 58 58 58 58 58 58 58														
Opp: 58 58 58 58 58 58 58 58 58 58 58 58 58 58 58														
Offensive: 58 58 58 58 58 58 58 58 58 58 58 58 58 58 58														
Defensive: 58 58 58 58 58 58 58 58 58 58 58 58 58 58 58														
Total: 58 58 58 58 58 58 58 58 58 58 58 58 58 58 58														
Opp: 58 58 58 58 58 58 58 58 58 58 58 58 58 58 58														
Offensive: 58 58 58 58 58 58 58 58 58 58 58 58 58 58 58														
Defensive: 58 58 58 58 58 58 58 58 58 58 58 58 58 58 58														
Total: 58 58 58 58 58 58 58 58 58 58 58 58 58 58 58														
Opp: 58 58 58 58 58 58 58 58 58 58 58 58 58 58 58														
Offensive: 58 58 58 58 58 58 58 58 58 58 58 58 58 58 58														
Defensive: 58 58 58 58 58 58 58 58 58 58 58 58 58 58 58														
Total: 58 58 58 58 58 58 58 58 58 58 58 58 58 58 58														
Opp: 58 58 58 58 58 58 58 58 58 58 58 58 58 58 58														
Offensive: 58 58 58 58 58 58 58 58 58 58 58 58 58 58 58														
Defensive: 58 58 58 58 58 58 58 58 58 58 58 58 58 58 58														
Total: 58 58 58 58 58 58 58 58 58 58 58 58 58 58 58														
Opp: 58 58 58 58 58 58 58 58 58 58 58 58 58 58 58														
Offensive: 58 58 58 58 58 58 58 58 58 58 58 58 58 58 58														
Defensive: 58 58 58 58 58 58 58 58 58 58 58 58 58 58 58														
Total: 58 58 58 58 58 58 58 58 58 58 58 58 58 58 58														
Opp: 58 58 58 58 58 58 58 58 58 58 58 58 58 58 58														
Offensive: 58 58 58 58 58 58 58 58 58 58 58 58 58 58 58														
Defensive: 58 58 58 58 58 58 58 58 58 58 58 58 58 58 58														
Total: 58 58 58 58 58 58 58 58 58 58 58 58 58 58 58														
Opp: 58 58 58 58 58 58 58 58 58 58 58 58 58 58 58														
Offensive: 58 58 58 58 58 58 58 58 58 58 58 58 58 58 58														
Defensive: 58 58 58 58 58 58 58 58 58 58 58 58 58 58 58														
Total: 58 58 58 58 58 58 58 58 58 58 58 58 58 58 58														
Opp: 58 58 58 58 58 58 58 58 58 58 58 58 58 58 58														
Offensive: 58 58 58 58 58 58 58 58 58 58 58 58 58 58 58														
Defensive: 58 58 58 58 58 58 58 58 58 58 58 58 58 58 58														
Total: 58 58 58 58 58 58 58 58 58 58 58 58 58 58 58														
Opp: 58 58 58 58 58 58 58 58 58 58 58 58 58 58 58														
Offensive: 58 58 58 58 58 58 58 58 58 58 58 58 58 58 58														
Defensive: 58 58 58 58 58 58 58 58 58 58 58 58 58 58 58														
Total: 58 58 58 58 58 58 58 58 58 58 58 58 58 58 58														
Opp: 58 58 58 58 58 58 58 58 58 58 58 58 58 58 58														
Offensive: 58 58 58 58 58 58 58 58 58 58 58 58 58 58 58														
Defensive: 58 58 58 58 58 58 58 58 58 58 58 58 58 58 58														
Total: 58 58 58 58 58 58 58 58 58 58 58 58 58 58 58														
Opp: 58 58 58 58 58 58 58 58 58 58 58 58 58 58 58														
Offensive: 58 58 58 58 58 58 58 58 58 58 58 58 58 58 58														
Defensive: 58 58 58 58 58 58 58 58 58 58 58 58 58 58 58														
Total: 58 58 58 58 58 58 58 58 58 58 58 58 58 58 58														
Opp: 58 58 58 58 58 58 58 58 58 58 58 58 58 58 58														
Offensive: 58 58 58 58 58 58 58 58 58 58 58 58 58 58 58														
Defensive: 58 58 58 58 58 58 58 58 58 58 58 58 58 58 58														
Total: 58 58 58 58 58 58 58 58 58 58 58 58 58 58 58														
Opp: 58 58 58 58 58 58 58 58 58 58 58 58 58 58 58														
Offensive: 58 58 58 58 58 58 58 58 58 58 58 58 58 58 58														
Defensive: 58 58 58 58 58 58 58 58 58 58 58 58 58 58 58														
Total: 58 58 58 58 58 58 58 58 58 58 58 58 58 58 58														
Opp: 58 58 58 58 58 58 58 58 58 58 58 58 58 58 58														
Offensive: 58 58 58 58 58 58 58 58 58 58 58 58 58 58 58														
Defensive: 58 58 58 58 58 58 58 58 58 58 58 58 58 58 58														
Total: 58 58 58 58 58 58 58 58 58 58 58 58 58 58 58														
Opp: 58 58 58 58 58 58 58 58 58 58 58 58 58 58 58														
Offensive: 58 58 58 58 58 58 58 58 58 58 58 58 58 58 58														
Defensive: 58 58 58 58 58 58 58 58 58 58 58 58 58 58 58														
Total: 58 58 58 58 58 58 58 58 58 58 58 58 58 58 58														
Opp: 58 58 58 58 58 58 58 58 58 58 58 58 58 58 58														
Offensive: 58 58 58 58 58 58 58 58 58 58 58 58 58 58 58														
Defensive: 58 58 58 58 58 58 58 58 58 58 58 58 58 58 58														
Total: 58 58 58 58 58 58 58 58 58 58 58 58 58 58 58														
Opp: 58 58 58 58 58 58 58 58 58 58 58 58 58 58 58														
Offensive: 58 58 58 58 58 58 58 58 58 58 58 58 58 58 58														
Defensive: 58 58 58 58 58 58 58 58 58 58 58 58 58 58 58														
Total: 58 58 58 58 58 58 58 58 58 58 58 58 58 58 58														
Opp: 58 58 58 58 58 58 58 58 58 58 58 58 58 58 58														
Offensive: 58 58 58 58 58 58 58 58 58 58 58 58 58 58 58														
Defensive: 58 58 58 58 58 58 58 58 58 58 58 58 58 58 58														
Total: 58 58 58 58 58 58 58 58 58 58 58 58 58 58 58														
Opp: 58 58 58 58 58 58 58 58 58 58 58 58 58 58 58														
Offensive: 58 58 58 58 58 58 58 58 58 58 58 58 58 58 58														
Defensive: 58 58 58 58 58 58 58 58 58 58 58 58 58 58 58														
Total: 58 58 58 58 58 58 58 58 58 58 58 58 58 58 58														
Opp: 58 58 58 58 58 58 58 58 58 58 58 58 58 58 58														
Offensive: 58 58 58 58 58 58 58 58 58 58 58 58 58 58 58														
Defensive: 58 58 58 58 58 58 58 58 58 58 58 58 58 58 58														
Total: 58 58 58 58 58 58 58 58 58 58 58 58 58 58 58														
Opp: 58 58 58 58 58 58 58 58 58 58 58 58 58 58 58														
Offensive: 58 58 58 58 58 58 58 58 58 58 58 58 58 58 58														
Defensive: 58 58 58 58 58 58 58 58 58 58 58 58 58 58 58														
Total: 58 58 58 58 58 58 58 58 58 58 58 58 58 58 58														
Opp: 58 58 58 58 58 58 58 58 58 58 58 58 58 58 58														
Offensive: 58 58 58 58 58 58 58 58 58 58 58 58 58 58 58														
Defensive: 58 58 58 58 58 58 58 58 58 58 58 58 58 58 58														
Total: 58 58 58 58 58 58 58 58 58 58 58 58 58 58 58														
Opp: 58 58 58 58 58 58 58 58 58 58 58 58 58 58 58														
Offensive: 58 58 58 58 58 58 58 58 58 58 58 58 58 58 58														
Defensive: 58 58 58 58 58 58 58 58 58 58 58 58 58 58 58														
Total: 58 58 58 58 58 58 58 58 58 58 58 58 58 58 58														
Opp: 58 58 58 58 58 58 58 58 58 58 58 58 58 58 58														
Offensive: 58 58 58 58 58 58 58 58 58 58 58 58 58 58 58														
Defensive: 58 58 58 58 58 58 58 58 58 58 58 58 58 58 58														
Total: 58 58 58 58 58 58 58 58 58 58 58 58 58 58 58														
Opp: 58 58 58 58 58 58 58 58 58 58 58 58 58 58 58														
Offensive: 58 58 58 58 58 58 58 58 58 58 58 58 58 58 58														

1st FG: 6-14 42.9% 2nd: 8-19 42.1% 3rd: 8-14 57.1% 4th: 9-15 60.0% Games: 31-57 34.8% Deadball
3FG: 0-4 0.0% 1-5 20.0% 2-5 40.0% 4-17 23.5% Rebounds
PF: 3-4 75.0% 2-5 40.0% 2-5 40.0% 10-23 43.5%

Officials: Ray Gubayeva, Metta Roberts, Billy Smith
Technical fouls: Northwestern State-None, TCU-None.
Attendance: 1700

Score by periods	1st	2nd	3rd	4th	Total
Northwestern State	10	18	15	14	57
TCU	21	20	26	32	89

Last FG: NWST 4th-01:23, TCU 4th-01:05.
Largest lead: NWST by 3:46-07:07. TCU by 28 4th-00:35.
NWST led for 02:29. TCU led for 33:30. Game was tied for 04:01.

December 6 / Reed Arena / College Station, Texas

**TCU**
#21/21 TEXAS A&M**58**
71

TCU led at halftime, but a tough second half was the difference in a 71-58 loss to No. 21 Texas A&M at Reed Arena on Wednesday afternoon in the Maggie Dixon Classic.

TCU (6-2) played great defense in the first half and held a halftime lead, but shot just 10-of-32 in the second half as a big third quarter put Texas A&M (7-2) ahead for good.

Amy Okonkwo led the Frogs with 19 points and seven rebounds while Jordan Moore added 11 points and nine rebounds. The Aggies' post presence was also strong as Khaalia Hillsman scored 22, including 13 in the third quarter. Chennedy Carter added 23 points for Texas A&M.

TCU 58 • 6-2

#	Player	Total		3-PT		Rebounds		PF	TP	A	To	Bk	Stl	Min
		FG	FGA	FT	FTA	Off	Def							
22	Torree Thompson	0-3	0-1	0-0	0-2	4	2	3	0	1	0	2	25	
46	Amber Ramirez	1-10	1-6	1-2	0-0	0	0	4	3	2	0	0	25	
15	Jayde Woods	2-5	0-1	4-5	3	5	8	0	1	0	1	0	28	
2	Jordan Moore	5-8	0-0	2-2	7	9	11	0	3	1	1	0	23	
24	Dakota Vann	2-8	0-0	0-0	2	1	3	1	4	0	2	2	28	
40	Amy Okonkwo	7-15	1-3	4-4	3	4	7	19	3	0	0	0	24	
1	Heard, Lauren	0-3	0-0	1-2	0	0	1	1	0	2	0	1	14	
25	Kianna Ray	4-9	0-1	1-1	1	5	6	9	5	1	0	1	27	
33	Adeola Akomolafe	1-2	0-0	0-0	0	1	2	0	1	0	0	0	4	
Team		22-63	2-16	12-18	14	27	41	23	58	12	5	6	200	
Dunkard														
Totals		22-63	2-16	12-18	14	27	41	23	58	12	5	6	200	
FG %		5.15	33.3%	52.0%	7.14	26.7%	35.7%	35.3%	24.63	34.34	5.00	5.00	6.00	
FT %		4.6	66.7%	7.7	100.0%	2-2	100.0%	3-3	42.9%	11.1	12.18	66.7%	7.5	
Texas A&M 71 • 7-2														

1st FG: 5-15 33.3% 2nd: 10-18 55.6% 3rd: 6-17 35.3% Games: 22-63 34.9% Deadball
3FG: 0-7 0.0% 1-3 33.3% 0-3 0.0% 1-3 33.3% 12-18 66.7% Rebounds
PF: 6-4 66.7% 2-2 100.0% 3-7 42.9%

Texas A&M 71 • 7-2

Ann Howard	8-14	0-0	5-6	4	12	6	7	0	5	1	0	33
Dale Williams	4-15	0-4	5-6	1	2	3	0	13	4	1	0	40
Jasmine Lumpkin	2-7	0-0	0-0	3	3	6	4	4	5	2	3	38
Lulu McKinney	0-1	0-0	0-0	0	1	1	2	0	0	0	0	10
Kayla Wells	1-1	0-0	0-0	0	0	0	2	0	0	0	0	4
N'Dea Jones	0-1	0-0	0-0	0	0	0	1	0	0	0	0	4
Caylinne Martin	0-2	0-0	0-0	1	1	2	1	0	0	0	0	2
Team	24-61	8-18	22-27	14	28	42	55	71	15	11	5	200
Totals												
1st: FG: 34.3% 24.2% 2nd: 61.7 33.3% 4th: 61.4 42.9% Game: 24-61 8-18 22-27 14 28 42 55 71 15 11 5 200 Reb: 14.0 13.0 13.0 13.0 13.0 13.0 13.0 13.0 13.0 13.0 13.0 13.0 13.0 Att: 24.0 24.0 24.0 24.0 24.0 24.0 24.0 24.0 24.0 24.0 24.0 24.0 24.0 Def: 24.0 24.0 24.0 24.0 24.0 24.0 24.0 24.0 24.0 24.0 24.0 24.0 24.0 Attendance: 7450 22-27 81.5%												
Offensive: Mary Carter, Gina Cross, Tina Cross,												

1st FG: 12-24 50.0% 2nd: 6-17 35.3% 3rd: 9-16 56.3% 4th: 6-14 42.9% Games: 24-61 39.3% Deadball
3FG: 1-2 50.0% 0-4 0.0% 0-1 0.0% 0-3 0.0% 1-8 12.5% Rebounds
PF: 2-2 100.0% 7-9 77.8% 10-10 100.0% 10-10 100.0%

Officials: Mark Zentz, Gina Cross, Frank Storen
Technical fouls: TCU-None, Texas A&M-None.
Attendance: 7480

Maggie Dixon Classic

TCU led for 19:53. TAMU led for 18:37. Game was tied for 01:30.	Game changes - 7 errors
---	-------------------------

SEASON BOX SCORES

December 31 / Allen Fieldhouse / Lawrence, Kan.

**TCU
KANSAS****77
86**

TCU started slow and couldn't come back in an 86-77 loss to Kansas at Allen Fieldhouse on Sunday afternoon.

TCU (9-4, 0-2) was led by Amy Okonkwo who recorded a double-double with 22 points and 10 rebounds. She was also 10-of-10 at the free throw line as TCU shot a season-high 33 free throws. The Frogs, however, shot just 39 percent from the floor while Kansas (10-3, 1-1) shot nearly 50 percent.

The Jayhawks led by 12 points after a quarter, and by as many as 15 at one point. The Frogs would cut the lead down to six points in the fourth quarter when Okonkwo scored eight consecutive points, but never got closer than that.

TCU 77 • 9-4, 0-2 Big 12

#	Player	Total		3-Pr		Rebounds		PF	TP	A	T	Bk	Stl	Min	
		FG	FGA	FT	FTA	Off	Def								
22	Moore, Jordan	4	9	0	0	5	7	5	4	9	1	13	1	0	19
04	Thompson, Torree	3	9	2	4	2	2	3	10	0	2	1	0	26	
04	Ramirez, Amber	5	11	2	6	4	4	1	3	4	2	16	3	3	0
15	Woods, Jayde	1	2	0	0	0	3	2	2	0	0	2	0	10	
03	Ray, Kianna	0	3	0	1	4	6	0	3	3	2	4	2	4	1
00	Okonkwo, Amy	6	9	0	1	10	10	4	6	10	3	22	2	2	1
03	Christian, Mikayla	0	0	0	0	0	1	1	0	0	1	0	1	0	15
20	Heard, Lauren	0	5	0	0	0	0	0	0	0	0	0	0	0	15
21	Coleman, Sydney	0	1	0	1	0	0	1	2	1	0	0	1	0	8
24	Vann, Dakota	3	6	3	5	0	0	0	0	3	9	2	1	1	19
11	Hellessey, Ella	0	1	0	1	0	0	0	2	2	0	0	0	0	4
33	Akomolafe, Adeola	0	1	0	0	1	2	0	4	4	1	1	0	0	14
	Team	22-57	7-19	26-33	17	30	47	23	77	8	20	5	5	200	

1st FG %: 31.1	22.3%	2nd FG %: 6.14	42.9%	3rd FG %: 5.1	50.0%	4th FG %: 2.5	66.7%	5th FG %: 8.4	100.0%	6th FG %: 0.0	0.0%	7th FG %: 0.0	0.0%	8th FG %: 0.0	0.0%	9th FG %: 0.0	0.0%	10th FG %: 0.0	0.0%	11th FG %: 0.0	0.0%	12th FG %: 0.0	0.0%	13th FG %: 0.0	0.0%	14th FG %: 0.0	0.0%	15th FG %: 0.0	0.0%	16th FG %: 0.0	0.0%	17th FG %: 0.0	0.0%	18th FG %: 0.0	0.0%	19th FG %: 0.0	0.0%	20th FG %: 0.0	0.0%	21st FG %: 0.0	0.0%	22nd FG %: 0.0	0.0%	23rd FG %: 0.0	0.0%	24th FG %: 0.0	0.0%	25th FG %: 0.0	0.0%	26th FG %: 0.0	0.0%	27th FG %: 0.0	0.0%	28th FG %: 0.0	0.0%	29th FG %: 0.0	0.0%	30th FG %: 0.0	0.0%	31st FG %: 0.0	0.0%	32nd FG %: 0.0	0.0%	33rd FG %: 0.0	0.0%	34th FG %: 0.0	0.0%	35th FG %: 0.0	0.0%	36th FG %: 0.0	0.0%	37th FG %: 0.0	0.0%	38th FG %: 0.0	0.0%	39th FG %: 0.0	0.0%	40th FG %: 0.0	0.0%	41st FG %: 0.0	0.0%	42nd FG %: 0.0	0.0%	43rd FG %: 0.0	0.0%	44th FG %: 0.0	0.0%	45th FG %: 0.0	0.0%	46th FG %: 0.0	0.0%	47th FG %: 0.0	0.0%	48th FG %: 0.0	0.0%	49th FG %: 0.0	0.0%	50th FG %: 0.0	0.0%	51st FG %: 0.0	0.0%	52nd FG %: 0.0	0.0%	53rd FG %: 0.0	0.0%	54th FG %: 0.0	0.0%	55th FG %: 0.0	0.0%	56th FG %: 0.0	0.0%	57th FG %: 0.0	0.0%	58th FG %: 0.0	0.0%	59th FG %: 0.0	0.0%	60th FG %: 0.0	0.0%	61st FG %: 0.0	0.0%	62nd FG %: 0.0	0.0%	63rd FG %: 0.0	0.0%	64th FG %: 0.0	0.0%	65th FG %: 0.0	0.0%	66th FG %: 0.0	0.0%	67th FG %: 0.0	0.0%	68th FG %: 0.0	0.0%	69th FG %: 0.0	0.0%	70th FG %: 0.0	0.0%	71st FG %: 0.0	0.0%	72nd FG %: 0.0	0.0%	73rd FG %: 0.0	0.0%	74th FG %: 0.0	0.0%	75th FG %: 0.0	0.0%	76th FG %: 0.0	0.0%	77th FG %: 0.0	0.0%	78th FG %: 0.0	0.0%	79th FG %: 0.0	0.0%	80th FG %: 0.0	0.0%	81st FG %: 0.0	0.0%	82nd FG %: 0.0	0.0%	83rd FG %: 0.0	0.0%	84th FG %: 0.0	0.0%	85th FG %: 0.0	0.0%	86th FG %: 0.0	0.0%	87th FG %: 0.0	0.0%	88th FG %: 0.0	0.0%	89th FG %: 0.0	0.0%	90th FG %: 0.0	0.0%	91st FG %: 0.0	0.0%	92nd FG %: 0.0	0.0%	93rd FG %: 0.0	0.0%	94th FG %: 0.0	0.0%	95th FG %: 0.0	0.0%	96th FG %: 0.0	0.0%	97th FG %: 0.0	0.0%	98th FG %: 0.0	0.0%	99th FG %: 0.0	0.0%	100th FG %: 0.0	0.0%
----------------	-------	----------------	-------	---------------	-------	---------------	-------	---------------	--------	---------------	------	---------------	------	---------------	------	---------------	------	----------------	------	----------------	------	----------------	------	----------------	------	----------------	------	----------------	------	----------------	------	----------------	------	----------------	------	----------------	------	----------------	------	----------------	------	----------------	------	----------------	------	----------------	------	----------------	------	----------------	------	----------------	------	----------------	------	----------------	------	----------------	------	----------------	------	----------------	------	----------------	------	----------------	------	----------------	------	----------------	------	----------------	------	----------------	------	----------------	------	----------------	------	----------------	------	----------------	------	----------------	------	----------------	------	----------------	------	----------------	------	----------------	------	----------------	------	----------------	------	----------------	------	----------------	------	----------------	------	----------------	------	----------------	------	----------------	------	----------------	------	----------------	------	----------------	------	----------------	------	----------------	------	----------------	------	----------------	------	----------------	------	----------------	------	----------------	------	----------------	------	----------------	------	----------------	------	----------------	------	----------------	------	----------------	------	----------------	------	----------------	------	----------------	------	----------------	------	----------------	------	----------------	------	----------------	------	----------------	------	----------------	------	----------------	------	----------------	------	----------------	------	----------------	------	----------------	------	----------------	------	----------------	------	----------------	------	----------------	------	----------------	------	----------------	------	----------------	------	----------------	------	----------------	------	----------------	------	----------------	------	----------------	------	----------------	------	----------------	------	-----------------	------

Kansas 86 • 10-3, 1-1 Big 12

#	Player	FG-FGA	FG-FTA	FT-FTA	Off	Def	TP	A	T	Bk	Stl	Min	
14	Richardson, Austin	5-8	0-0	0-4	1	4	5	1	10	0	1	2	30
15	Helgen, Bailey	3-6	0-0	2-3	0	2	2	3	8	0	1	1	24
00	Lyons, Christah	5-12	2-2	6-6	2	4	6	4	18	3	2	0	31
02	Osorio, Brianna	5-11	2-4	3-4	0	2	2	3	15	3	1	2	35
13	Kopatch, Kylie	5-13	2-4	5-8	1	3	4	2	17	9	0	0	37
01	Lott, Chelsea	3-4	0-0	1-2	2	1	3	7	0	0	1	1	7
12	Wilson, Micaela	1-2	0-0	1-2	0	1	1	3	0	1	0	1	11
22	Cheadie, Chayla	1-1	0-0	2-2	1	0	1	4	0	2	0	0	14
23	Watts, Eboni	0-0	0-0	0-0	0	0	0	0	0	0	0	0	2
04	Bonic, Sara	0-1	0-0	0-0	0	0	0	0	0	0	0	0	2
03	Johnson, Tyler	2-3	0-0	0-0	1	1	2	4	0	0	0	0	7
	Team				1	3	4						

1st FG %: 44.7%	22.3%	2nd FG %: 1.0	42.9%	3rd FG %: 5.1	50.0%	4th FG %: 2.5	66.7%	5th FG %: 8.4	100.0%	6th FG %: 0.0	0.0%	7th FG %: 0.0	0.0%	8th FG %: 0.0	0.0%	9th FG %: 0.0	0.0%	10th FG %: 0.0	0.0%	11th FG %: 0.0	0.0%	12th FG %: 0.0	0.0%	13th FG %: 0.0	0.0%	14th FG %: 0.0	0.0%	15th FG %: 0.0	0.0%	16th FG %: 0.0	0.0%	17th FG %: 0.0	0.0%	18th FG %: 0.0	0.0%	19th FG %: 0.0	0.0%	20th FG %: 0.0	0.0%	21st FG %: 0.0	0.0%	22nd FG %: 0.0	0.0%	23rd FG %: 0.0	0.0%	24th FG %: 0.0	0.0%	25th FG %: 0.0	0.0%	26th FG %: 0.0	0.0%	27th FG %: 0.0	0.0%	28th FG %: 0.0	0.0%	29th FG %: 0.0	0.0%	30th FG %: 0.0	0.0%	31st FG %: 0.0	0.0%	32nd FG %: 0.0	0.0%	33rd FG %: 0.0	0.0%	34th FG %: 0.0	0.0%	35th FG %: 0.0	0.0%	36th FG %: 0.0	0.0%	37th FG %: 0.0	0.0%	38th FG %: 0.0	0.0%	39th FG %: 0.0	0.0%	40th FG %: 0.0	0.0%	41st FG %: 0.0	0.0%	42nd FG %: 0.0	0.0%	43rd FG %: 0.0	0.0%	44th FG %: 0.0	0.0%	45th FG %: 0.0	0.0%	46th FG %: 0.0	0.0%	47th FG %: 0.0	0.0%	48th FG %: 0.0	0.0%	49th FG %: 0.0	0.0%	50th FG %: 0.0	0.0%	51st FG %: 0.0	0.0%	52nd FG %: 0.0	0.0%	53rd FG %: 0.0	0.0%	54th FG %: 0.0	0.0%	55th FG %: 0.0	0.0%	56th FG %: 0.0	0.0%	57th FG %: 0.0	0.0%	58th FG %: 0.0	0.0%	59th FG %: 0.0	0.0%	60th FG %: 0.0	0.0%	61st FG %: 0.0	0.0%	62nd FG %: 0.0	0.0%	63rd FG %: 0.0	0.0%	64th FG %: 0.0	0.0%	65th FG %: 0.0	0.0%	66th FG %: 0.0	0.0%	67th FG %: 0.0	0.0%	68th FG %: 0.0	0.0%	69th FG %: 0.0	0.0%	70th FG %: 0.0	0.0%	71st FG %: 0.0	0.0%	72nd FG %: 0.0	0.0%	73rd FG %: 0.0	0.0%	74th FG %: 0.0	0.0%	75th FG %: 0.0	0.0%	76th FG %: 0.0	0.0%	77th FG %: 0.0	0.0%	78th FG %: 0.0	0.0%	79th FG %: 0.0	0.0%	80th FG %: 0.0	0.0%	81st FG %: 0.0	0.0%	82nd FG %: 0.0	0.0%	83rd FG %: 0.0	0.0%	84th FG %: 0.0	0.0%	85th FG %: 0.0	0.0%	86th FG %: 0.0	0.0%	87th FG %: 0.0	0.0%	88th FG %: 0.0	0.0%	89th FG %: 0.0	0.0%	90th FG %: 0.0	0.0%	91st FG %: 0.0	0.0%	92nd FG %: 0.0	0.0%	93rd FG %: 0.0	0.0%	94th FG %: 0.0	0.0%	95th FG %: 0.0	0.0%	96th FG %: 0.0	0.0%	97th FG %: 0.0	0.0%	98th FG %: 0.0	0.0%	99th FG %: 0.0	0.0%	100th FG %: 0.0	0.0%
-----------------	-------	---------------	-------	---------------	-------	---------------	-------	---------------	--------	---------------	------	---------------	------	---------------	------	---------------	------	----------------	------	----------------	------	----------------	------	----------------	------	----------------	------	----------------	------	----------------	------	----------------	------	----------------	------	----------------	------	----------------	------	----------------	------	----------------	------	----------------	------	----------------	------	----------------	------	----------------	------	----------------	------	----------------	------	----------------	------	----------------	------	----------------	------	----------------	------	----------------	------	----------------	------	----------------	------	----------------	------	----------------	------	----------------	------	----------------	------	----------------	------	----------------	------	----------------	------	----------------	------	----------------	------	----------------	------	----------------	------	----------------	------	----------------	------	----------------	------	----------------	------	----------------	------	----------------	------	----------------	------	----------------	------	----------------	------	----------------	------	----------------	------	----------------	------	----------------	------	----------------	------	----------------	------	----------------	------	----------------	------	----------------	------	----------------	------	----------------	------	----------------	------	----------------	------	----------------	------	----------------	------	----------------	------	----------------	------	----------------	------	----------------	------	----------------	------	----------------	------	----------------	------	----------------	------	----------------	------	----------------	------	----------------	------	----------------	------	----------------	------	----------------	------	----------------	------	----------------	------	----------------	------	----------------	------	----------------	------	----------------	------	----------------	------	----------------	------	----------------	------	----------------	------	----------------	------	----------------	------	----------------	------	----------------	------	----------------	------	-----------------	------

Officials: Billy Smith, Julie Krommenhoek, Greg Small
Technical fouls: TCU-None, Kansas-None.
Attendance: 1804

Score by periods	1st	2nd	3rd	4th	Total
TCU	15	22	20	20	77
Kansas	27	21	21	17	86

Last FG - TCU 4th-00:11, KU 4th-00:08.
Largest lead - TCU None, KU by 15 2nd-04:57.
TCU led for 00:00, KU led for 29:58. Game was tied for 00:32.

January 10 / Schollmaier Arena / Fort Worth, Texas

**#7/7 TEXAS
TCU****77
79**

TCU got the attention of the women's basketball world on Wednesday night with a 79-77 win over No. 7 Texas at Schollmaier Arena.

TCU (11-5, 2-3) set a school record with an 81.8 percent mark from 3-point range on 9-of-11, including a pair of clutch treys in the final minute. The second came from Kianna Ray who also made the go-ahead free throws with 6.8 seconds remaining, capping off a career-high 17 points.

Jordan Moore led the Frogs with 19 points on 8-of-11 shooting and also added five blocks, including two in the final two minutes.

The Frogs snapped a six-game losing skid against Texas (13-2, 4-1) and grabbed their first win over a top-10 team since 2009.

Texas 77 • 13-2, 4-1

Player	Total	3-Pr		Rebounds		PF	TP	A	T	Bk	Stl	Min
		FG-FGA	FT-FTA	Off	Def							
31 Caron-Goudreau, A.	1-7	1-1	0-0	2	5	6	3	11	1	0	4	23
40 White, Jatarie	2-12	0-0	0-0	2	3	5	3	4	1	1	0	27
10 Higgs, Lashawn	6-15	1-4	1-2	1	1	2	18	1	1	0	3	30
11 McCarty, Brooke	4-14	1-6	0-0	2	2	4	9	11	0	0	0	38
23 Atkins, Ariel	9-10	1-6	7-7	3	3	6	4	25	4	3	2	37
11 Sutton, Alecia	1-2	0-0	4-4	1	1	2	6	1	3	0	2	19
05 Hossey, Jordan	1-2	0-0	0-0	2	0	2	1	1	0	0	0	11
12 Underwood, Jada	0-2	0-1	0-0	1	0	1	0	0	0	0	0	3
14 Aborowa, Olamide	0-0	0-0	0-0	0	0	0	0	0	0	0	0	2
24 Holmes, Joyner	1-4	0-0	0-0	2	1	3	2	2	0	3	0	10
Team	32-77	6-21	7-18	20	18	38	16	77	19	13	6	200

1st FG %: 15.8%	10.0%	2nd FG %: 3.19	15.8%	3rd FG %: 40.0%	40.0%	4th FG %: 22.77	41.6%	5th FG %: 2.5	66.7%	6th FG %: 0.0	0.0%	7th FG %: 0.0	0.0%	8th FG %: 0.0	0.0%	9th FG %: 0.0	0.0%	10th FG %: 0.0	0.0%	11th FG %: 0.0	0.0%	12th FG %: 0.0	0.0%	13th FG %: 0.0	0.0%	14th FG %: 0.0	0.0%	15th FG %: 0.0	0.0%	16th FG %: 0.0	0.0%	17th FG %: 0.0	0.0%	18th FG %: 0.0	0.0%	19th FG %: 0.0	0.0%	20th FG %: 0.0	0.0%	21st FG %: 0.0	0.0%	22nd FG %: 0.0	0.0%	23rd FG %: 0.0	0.0%	24th FG %: 0.0	0.0%	25th FG %: 0.0	0.0%	26th FG %: 0.0	0.0%	27th FG %: 0.0	0.0%	28th FG %: 0.0	0.0%	29th FG %: 0.0	0.0%	30th FG %: 0.0	0.0%	31st FG %: 0.0	0.0%	32nd FG %: 0.0	0.0%	33rd FG %: 0.0	0.0%	34th FG %: 0.0	0.0%	35th FG %: 0.0	0.0%	36th FG %: 0.0	0.0%	37th FG %: 0.0	0.0%	38th FG %: 0.0	0.0%	39th FG %: 0.0	0.0%	40th FG %: 0.0	0.0%	41st FG %: 0.0	0.0%	42nd FG %: 0.0	0.0%	43rd FG %: 0.0	0.0%	44th FG %: 0.0	0.0%	45th FG %: 0.0	0.0%	46th FG %: 0.0	0.0%	47th FG %: 0.0	0.0%	48th FG %: 0.0	0.0%	49th FG %: 0.0	0.0%	50th FG %: 0.0	0.0%	51st FG %: 0.0	0.0%	52nd FG %: 0.0	0.0%	53rd FG %: 0.0	0.0%	54th FG %: 0.0	0.0%	55th FG %: 0.0	0.0%	56th FG %: 0.0	0.0%	57th FG %: 0.0	0.0%	58th FG %: 0.0	0.0%	59th FG %: 0.0	0.0%	60th FG %: 0.0	0.0%	61st FG %: 0.0	0.0%	62nd FG %: 0.0	0.0%	63rd FG %: 0.0	0.0%	64th FG %: 0.0	0.0%	65th FG %: 0.0	0.0%	66th FG %: 0.0	0.0%	67th FG %: 0.0	0.0%	68th FG %: 0.0	0.0%	69th FG %: 0.0	0.0%	70th FG %: 0.0	0.0%	71st FG %: 0.0	0.0%	72nd FG %: 0.0	0.0%	73rd FG %: 0.0	0.0%	74th FG %: 0.0	0.0%	75th FG %: 0.0	0.0%	76th FG %: 0.0	0.0%	77th FG %: 0.0	0.0%	78th FG %: 0.0	0.0%	79th FG %: 0.0	0.0%	80th FG %: 0.0	0.0%	81st FG %: 0.0	0.0%	82nd FG %: 0.0	0.0%	83rd FG %: 0.0	0.0%	84th FG %: 0.0	0.0%	85th FG %: 0.0	0.0%	
-----------------	-------	----------------	-------	-----------------	-------	-----------------	-------	---------------	-------	---------------	------	---------------	------	---------------	------	---------------	------	----------------	------	----------------	------	----------------	------	----------------	------	----------------	------	----------------	------	----------------	------	----------------	------	----------------	------	----------------	------	----------------	------	----------------	------	----------------	------	----------------	------	----------------	------	----------------	------	----------------	------	----------------	------	----------------	------	----------------	------	----------------	------	----------------	------	----------------	------	----------------	------	----------------	------	----------------	------	----------------	------	----------------	------	----------------	------	----------------	------	----------------	------	----------------	------	----------------	------	----------------	------	----------------	------	----------------	------	----------------	------	----------------	------	----------------	------	----------------	------	----------------	------	----------------	------	----------------	------	----------------	------	----------------	------	----------------	------	----------------	------	----------------	------	----------------	------	----------------	------	----------------	------	----------------	------	----------------	------	----------------	------	----------------	------	----------------	------	----------------	------	----------------	------	----------------	------	----------------	------	----------------	------	----------------	------	----------------	------	----------------	------	----------------	------	----------------	------	----------------	------	----------------	------	----------------	------	----------------	------	----------------	------	----------------	------	----------------	------	----------------	------	----------------	------	----------------	------	--

SEASON BOX SCORES

January 24 / Bramlage Coliseum / Manhattan, Kan.

#24/24 TCU
KANSAS STATE68
63

No. 24 TCU had a huge third quarter, held on in the fourth, and grabbed its fifth straight win by beating Kansas State, 68-63, at Bramlage Coliseum on Wednesday night.

TCU (14-5, 5-3), playing as a ranked team for the first time since 2010, got 22 points from Amy Okonkwo, including a career-high-tying three 3-pointers. Sydney Coleman added 10 points, including two big 3-pointers in the decisive third quarter. The Frogs played without Toree Thompson who had started every game this season but was out with an injury.

Kianna Ray made big plays down the stretch as Kansas State (11-9, 3-6) got a 13-point TCU lead down to as close as two points in the final minute of the game.

The Frogs five-game winning streak is their first since 2013-14, and the five consecutive conference wins is a first since 2010-11.

TCU 68 • 14-5, 5-3

##	Player	Total	FG		3-Pr		Rebounds							Min	
			FGA	FG-FGA	FT	FTA	Off	Def	PF	TP	A	To	Bk		Shl
21	Coleman, Sydney	1	4-7	2-4	0-0	1	5	6	2	10	0	4	0	1	21
33	Akolofade, Adeola	1	2-6	0-0	0-0	2	1	3	3	0	0	1	1	1	15
22	Moore, Jordan	1	2-5	0-0	3-4	3	6	1	7	0	2	0	0	1	30
23	Woods, Jayde	1	2-2	0-0	2-2	0	0	0	5	6	1	4	0	1	13
25	Ray, Kianna	1	3-9	1-4	1-2	0	3	3	2	8	6	2	1	3	30
00	Okonkwo, Amy	1	6-10	3-3	7-7	2	2	4	0	22	2	0	0	1	24
04	Ramirez, Amber	1	1-4	1-4	0-0	0	2	2	0	3	1	2	0	1	17
24	Heard, Lauren	1	2-5	2-5	0-0	0	3	3	6	4	1	0	0	2	29
34	Vann, Dakota	1	1-4	0-3	0-0	0	3	2	1	0	0	0	0	2	21
31	Hellesey, Ella	1	0-0	0-0	0-0	0	3	2	1	0	0	0	0	2	21
Team							0	3	3		1				
Totals			23-52	9-23	13-15	8	25	33	18	68	15	17	2	10	200

1st FG: 5-14	35.7%	2nd FG: 7-14	50.0%	3rd FG: 8-15	53.3%	4th FG: 3-9	33.3%	Game: 23-52	44.2%	Deadball	
3PT: 3-7	42.9%	2nd 3PT: 2-6	33.3%	3rd 3PT: 1-3	33.3%	4th 3PT: 9-23	39.1%	Rebounds			
FT: 2-2	100.0%	2nd FT: 2-2	100.0%	3rd FT: 4-4	100.0%	4th FT: 5-5	100.0%	Rebounds			

Kansas State 63 • 11-9, 3-6

#	Player	Total			3-Ptr			Rebounds		PF	TP	A	To	Bk	Shl	Min
		FG	FGA	FG-FGA	FT	FTA	Off	Def	Tot							
03	Page, Kaylee	1	4-13	2-10	0-0	0-0	0	2	2	10	2	1	0	1	0	37
11	Williams, Peyton	1	5-7	1-1	0-0	0-0	3	2	5	11	0	1	1	1	0	27
50	Martin, Shaelyn	1	2-4	1-2	0-0	0-0	2	3	5	2	2	4	0	1	0	30
10	Goth, Kayla	1	6-19	0-3	5-7	3-4	3	4	7	0	17	11	5	0	0	40
12	Ranke, Rachel	1	6-14	4-11	0-0	0-0	0	6	6	2	16	1	0	0	0	35
02	Goodrich, Cymonne	1	0-1	0-0	0-0	0-0	0	2	2	1	0	1	0	0	0	12
15	Jones, Kelli	1	1-2	0-0	0-0	0-0	1	2	3	4	0	1	1	1	3	16
40	Lakes, Mary	1	0-0	0-0	0-0	0-0	1	0	1	0	0	1	0	0	0	3
Team							1	2	3							

1st FG: 9-18	50.0%	2nd FG: 5-12	41.7%	3rd FG: 4-14	28.6%	4th FG: 2-6	33.3%	Game: 24-60	40.0%	Deadball	
3PT: 3-7	42.9%	2nd 3PT: 2-6	33.3%	3rd 3PT: 1-3	33.3%	4th 3PT: 2-6	33.3%	Rebounds			
FT: 2-2	100.0%	2nd FT: 2-2	100.0%	3rd FT: 1-1	100.0%	4th FT: 1-1	100.0%	Rebounds			

Officials: Bob Trammel, Brian Hall, Maj Forsberg
Technical fouls: TCU-None. Kansas State-None.
Attendance: 3381

Score by periods	1st	2nd	3rd	4th	Total
TCU	15	19	24	10	68
Kansas State	16	20	13	16	63

Last FG - TCU 4th-00:08, K-STATE 4th-01:06.
Largest lead - TCU by 13 4th-00:52, K-STATE by 3 1st-00:59.
TCU led for 20:36, K-STATE led for 15:00. Game was tied for 04:21.

February 3 / Erwin Center / Austin, Texas

#22/22 TCU
#8/8 TEXAS65
92

No. 22 TCU saw its seven-game winning streak come to an end on Saturday, falling 92-65 to No. 8 Texas at the Erwin Center.

TCU (16-6, 7-4) still has its best record through 11 league games since joining the Big 12, but couldn't extend its winning streak or complete a season sweep of Texas (18-4, 9-2). The Frogs still sit in third place in the Big 12 standings.

TCU was outscored 27-4 in the first quarter on Saturday and could never recover from the early hole. Freshman Lauren Head led the Frogs with a career-best 18 points while Amy Okonkwo added 13 points.

TCU 65 • 16-6, 7-4

##	Player	Total		3-Ptr		Rebounds								Min	
		FG	FGA	FT	FTA	Off	Def	PF	TP	A	To	Bk	Shl		
33	Akolofade, Adeola	1	1-2	0-0	0-0	1-2	1	0	1	3	3	0	0	0	13
22	Moore, Jordan	1	2-7	0-0	5-8	2	0	2	3	9	1	0	1	1	20
15	Woods, Jayde	1	1-5	0-1	0-0	0	3	3	2	2	2	0	0	0	17
21	Coleman, Sydney	1	2-6	1-3	0-0	0	1	1	3	5	0	0	0	0	14
25	Ray, Kianna	1	3-5	1-2	1-2	0	6	6	4	8	1	4	0	0	28
00	Okonkwo, Amy	1	6-14	0-3	1-1	4	0	4	2	13	1	2	0	0	25
01	Thompson, Toree	1	2-5	1-1	0-0	0	0	0	3	5	0	0	0	0	19
04	Ramirez, Amber	1	0-3	0-2	0-0	1	1	2	0	0	0	0	0	0	15
24	Heard, Lauren	1	4-12	2-6	8-8	1	2	3	1	18	2	2	0	0	29
34	Vann, Dakota	1	1-2	0-1	0-0	0	0	0	3	2	0	0	0	0	17
31	Hellesey, Ella	1	0-1	0-0	0-0	1	1	2	0	0	0	0	0	0	13
	Team														
Totals		22-62	5-19	16-21	12	16	28	24	65	7	12	1	5	20	

1st FG: 1-3	27.3%	2nd FG: 8-17	47.1%	3rd FG: 5-17	29.4%	4th FG: 1-4	25.0%	Game: 22-62	35.5%	Deadball	
3PT: 0-2	0.0%	2nd 3PT: 2-4	50.0%	3rd 3PT: 3-6	50.0%	4th 3PT: 5-19	26.3%	Rebounds			
FT: 2-2	100.0%	2nd FT: 2-2	100.0%	3rd FT: 4-4	100.0%	4th FT: 16-21	76.2%	Rebounds			

Texas 92 • 18-4, 9-2

##	Player	F	3-Ptr		Rebounds		PF	TP	A	To	Bk	Shl	Min	
			FG	FGA	FT	FTA								Off
31	Caron-Goudreau, A.	1	2-4	1-2	1-2	2	2	4	3	7	1	0	6	26
46	White, Jatarie	1	4-7	0-0	4-4	2	3	5	4	12	2	0	0	21
12	Higgs, Lashawn	1	3-8	1-0	0-0	0	2	2	9	4	3	0	3	17
11	McCarthy, Brooke	1	5-11	2-5	4-4	0	2	2	1	16	3	1	0	29
23	Adkins, Ariel	1	5-9	3-3	3-4	0	6	6	1	16	3	1	2	29
01	Sutton, Alecia	1	2-5	2-4	2-3	0	2	3	1	8	4	2	0	15
05	Hosseiv, Jordan	1	2-2	0-0	0-0	0	0	0	3	4	1	0	0	8
12	Underwood, Jada	1	0-4	0-1	0-0	1	0	1	2	0	2	1	0	12
14	Aborowa, Olanide	1	0-0	0-0	0-0	0	0	0	0	0	0	0	0	4
15	Patterson, Chastity	1	0-0	0-0	1-2	0	0	0	1	1	0	0	0	3
24	Holmes, Joyner	1	4-8	0-1	2-4	5	2	7	0	2	2	1	0	13
36	Caron-Goudreau, K.	1	0-0	0-0	0-0	0	1	1	0	0	0	1	0	4
34	Boothe, Relata	1	4-7	1-2	0-0	1	2	3	9	0	1	1	0	9
Team														
Totals		31-65	10-19	20-25	18	26	44	21	92	21	13	1	5	200

1st FG: 10-21	47.6%	2nd FG: 8-16	50.0%	3rd FG: 6-16	37.5%	4th FG: 1-4	25.0%	Game: 31-65	47.7%	Deadball	
3PT: 4-7	57.1%	2nd 3PT: 2-4	50.0%	3rd 3PT: 1-3	33.3%	4th 3PT: 10-19	52.6%	Rebounds			
FT: 2-2	100.0%	2nd FT: 2-2	100.0%	3rd FT: 8-10	80.0%	4th FT: 20-25	80.0%	Rebounds			

Officials: Laura Morris, Gina Cross, Brian Garland
Technical fouls: TCU-None. Texas-None.
Attendance: 6023

Score by periods	1st	2nd	3rd	4th	Total
TCU	4	20	19	22	65
Texas	27	23	19	22	92

Last FG - TCU 4th-00:01, UT 4th-00:28.
Largest lead - TCU by 17, UT by 36 3rd-05:46.
TCU led for 00:00, UT led for 27:23. Game was tied for 00:24.

January 24 / Bramlage Coliseum / Manhattan, Kan.

#24/24 TCU
OKLAHOMA58
62

No. 24 TCU out another close win and ran its winning streak to six games with a 75-58 win over Oklahoma at Schollmaier Arena on Saturday afternoon.

TCU (15-5, 6-3) shot a season-low 33 percent from the field, but played some of its best defense of the season and held Oklahoma (10-11, 5-5) to 35 percent. The Frogs snapped a seven-game losing streak against the Sooners and earned their first six-game win streak since 2010-11.

The Frogs led most of the game, but found themselves down by five points in the fourth quarter. Amber Ramirez scored all nine of her points in the final two minutes of the game, the only Frog to score during that time, and turned a tie game into a TCU win.

Lauren Head led the Frogs with 12 points, including the 3-pointer that tied the score with 2:48 to go. Kianna Ray added 11 points and a team-high four assists for the Frogs.

Oklahoma 58 • 10-11, 5-5

##	Player	Total	3-Ptr	Rebounds	Off	Def	PF	TP	A	To	Bk	Shl	Min	
		FG-FTA	FG-FTA	FT-FTA	Off	Def	PF	TP	A	To	Bk	Shl	Min	
00	Pierre-Louis, Vionise	1	0-0	6-9	4	10	14	3	12	3	2	5	33	
14	Pellington, Shauna	1	7-14	0-0	5-9	1	2	3	19	2	5	0	32	
21	Ortiz, Gabby	1	3-13	2-9	2-2	3	6	9	2	10	3	0	40	
22	Llanusa, Ana	1	6-15	1-2	1-2	3	2	14	1	4	0	1	37	
03	Williams, Latesha	1	1-7	1-2	0-0	2	6	8	1	3	1	2	32	
23	Manning, Maddie	1	0-0	0-0	0-0	0	0	0	0	0	0	0	3	
22	Penzo, Gleysa	1	0-1	0-0	0-0	1	0	1	3	0	4	1	0	16
24	Odimegwe, Jjeoma	1	0-0	0-0	0-0	0	3	7	1	0	0	0	1	7
	Team													
Totals		20-57	4-17	14-22	15	33	48	15	58	14	17	7	5	200
1st- FG: 14-39 21.1% 2nd- 5-12 41.7% 3rd- 7-16 43.8% 4th- 10-40 25.0% FT- 20-27 74.1% Pk- 20-57 35.1% Deadball														

1st FG: 4-19	21.1%	2nd FG: 5-12	41.7%	3rd FG: 7-10	70.0%	4th FG: 4-10	40.0%	Game: 20-57	35.1%	Deadball	
3PT: 2-5	40.0%	2nd 3PT: 2-4	50.0%	3rd 3PT: 0-0	0.0%	4th 3PT: 2-4	50.0%	Rebounds			
FT: 4-5	80.0%	2nd FT: 4-5	80.0%	3rd FT: 6-6	100.0%	4th FT: 4-7	57.1%	Rebounds			

TCU 62 • 15-5, 6-3

##	Player	FG	FGA	FG-FGA	FT	FTA	Off	Def	PF	TP	A	To	Bk	Shl	Min
13	Akroforde, Adeola	2	2-3	0-0	1-1	1	2	3	3	5	2	1	2	1	17
14	Morse, Jordan	0	0-0	0-0	0-0	0	0	0	0	0	0	0	0	0	0
15	Woods, Jayde	0	1-3	0-0	0-0	0	1	2	4	2	2	1	4	0	24
16	Coleman, Sydney	0	1-7	0-0	0-0	0	2	1	3	1	2	1	0	0	22
17	Stacy, Kiana	0	0-0	0-0	0-0	0	0	0	0	0	0	0	0	0	14
20	Okonkwo, Amy	1	1-7	1-3	2-2	1	3	4	3	5	3	2	0	0	17
24	Ramirez, Amber	3	3-6	1-2	2-2	0	1	1	0	9	0	0	0	0	14
25	Ward, Land	0	0-0	0-0	0-0	0	0	0	0	0	0	0	0	0	0
26	Vann, Dakota	3	3-6	1-4	1-1	0	2	2	2	1	8	1	0	0	28
31	Heilessey, Ella	0	0-1	0-1	2-2	0	0	0	0	2	2	0	0	0	1

SEASON BOX SCORES

February 14 / Schollmaier Arena / Fort Worth, Texas

**IOWA STATE**
TCU**66**
63

TCU women's basketball erased a second-half deficit, but fell just short in the end of a 66-63 loss to Iowa State at Schollmaier Arena on Wednesday night.

TCU (16-9, 7-7) was down by 11 points late in the third quarter, but quickly bounced back to take a lead less than three minutes into the fourth. An Iowa State (11-14, 5-9) 7-0 run then gave the Cyclones a lead TCU never retook. The Frogs had the final possession down by three points, but missed two 3-pointers.

Dakota Vann led the Frogs with 16 points, a TCU career-best, including 3-of-3 from long range. Amy Okonkwo added 14 points and Amber Ramirez had 10. Jayde Woods dished a career-high eight assists with no turnovers.

Iowa State 66 • 11-14, 5-9

Player	FG-FGA	FG-FGA	FT-FTA	Rebounds	PF	TP	A	Bk	Stl	Min
01 Wise, Madison	1-6	1-5	0-0	0	4	0	3	2	0	25
11 Camber, Adriana	3-9	3-8	1-2	1	2	3	1	0	0	34
20 Burkhal, Meredith	1-4	0-1	0-0	1	3	4	2	0	0	19
23 Durr, Emily	6-13	2-6	2-4	0	2	2	16	6	3	33
24 Carleton, Bridget	10-20	2-6	4-4	0	9	9	4	26	3	30
40 Johnson, Rae	2-4	2-4	1-2	0	1	1	0	7	2	1
41 Washington, Nia	0-0	0-0	0-0	0	0	0	0	0	0	1
50 Scott, Kristin	0-0	0-0	0-0	0	0	0	0	0	0	0
50 Ricketts, Claire	1-3	0-0	0-0	4	13	4	2	0	6	1
Team	24-59	10-30	8-12	8	30	15	66	14	15	6
Totals	24-59	10-30	8-12	8	30	15	66	14	15	6

1st FG %: 31.5 20.0 2nd: 51.5 33.3 3rd: 81.5 53.0 4th: 81.4 57.1 Game: 24-59 40.7% Deadball
Rebounds 1st: 21.0 28.6 2nd: 21.0 28.6 3rd: 21.0 28.6 4th: 21.0 28.6 5th: 21.0 28.6

TCU 63 • 16-9, 7-7

Player	FG-FGA	FG-FGA	FT-FTA	Rebounds	PF	TP	A	Bk	Stl	Min
22 Moore, Jordan	3-9	0-0	0-0	1	5	6	1	4	0	24
01 Thompson, Torree	0-2	0-2	0-0	0	0	0	0	0	0	10
04 Ramirez, Amber	4-9	1-4	1-2	0	1	1	2	10	4	2
15 Woods, Jayde	1-4	0-2	3-4	0	3	3	5	8	0	0
23 Ray, Kianna	7-17	0-3	2-4	0	7	7	1	4	3	1
08 Okonkwo, Amy	5-11	0-0	4-4	3	5	8	3	14	0	16
24 Heard, Lauren	2-5	1-2	1-2	0	5	5	0	6	2	0
21 Coleman, Sydney	0-0	0-0	0-0	0	0	0	0	0	0	0
24 Vann, Dakota	5-8	3-3	3-4	0	2	1	16	1	0	2
33 Akomolafe, Adeola	1-1	0-0	0-0	0	2	2	3	2	0	0
Team	22-56	5-16	14-20	6	30	16	63	17	4	6
Totals	22-56	5-16	14-20	6	30	16	63	17	4	6

1st FG %: 31.5 20.0 2nd: 71.3 53.0 3rd: 51.5 33.3 4th: 81.4 57.1 Game: 22-56 39.3% Deadball
Rebounds 1st: 21.0 28.6 2nd: 21.0 28.6 3rd: 21.0 28.6 4th: 21.0 28.6 5th: 21.0 28.6

Officials: Felicia Contreras, Bryan Entering, Tiffany Bill
Technical fouls: Iowa State-None. TCU-None.
Attendance: 1695

Score by periods	1st	2nd	3rd	4th	Total
Iowa State	16	12	12	6	46
TCU	10	18	11	24	63

TCU FG: 4th-01:23, TCU 4th-01:10.
Largest lead: TCU by 11 34:07-02:52, TCU by 9 02:42-03:02.
TCU led for 21:33, TCU led for 44:02. Game was tied for 03:57.

February 24 / Schollmaier Arena / Fort Worth, Texas

**#3/3 BAYLOR**
TCU**85**
53

TCU gave up an early run and couldn't recover in an 85-53 loss to No. 3 Baylor on Saturday night at Schollmaier Arena.

Following the game, TCU (18-10, 9-8) honored seniors Torree Thompson and Sydney Coleman, who played their final regular-season game at home. Amy Okonkwo led TCU with 13 points, including a pair of 3-pointers. Kianna Ray was also in double figures with 12 points, including 7-of-8 free throws.

Baylor (27-1, 17-0) started the game on a 13-0 run and TCU never recovered as the Lady Bears moved their winning streak to 24 consecutive games.

With one regular-season game remaining, the Frogs can still finish anywhere from fourth to sixth in the Big 12 standings. TCU sits in fifth place, one game back of Oklahoma State, and plays on the road against the Cowgirls on Monday.

Baylor 85 • 27-1, 17-0

Player	FG-FGA	FG-FGA	FT-FTA	Rebounds	PF	TP	A	Bk	Stl	Min
01 Cohen, Dekeyla	5-13	0-0	6-7	5	3	8	1	16	1	0
15 Cox, Lauren	7-35	1-1	4-4	1	11	12	1	1	3	34
21 Brown, Kalani	5-10	0-0	2-4	3	8	11	3	12	3	2
40 Wallace, Kristy	6-12	3-7	4-4	0	4	4	18	5	6	1
20 Landrum, Juicy	6-12	0-6	2-3	0	2	2	16	0	0	0
02 Richards, Didi	1-2	0-0	0-0	3	1	4	1	2	0	1
11 Morris, Alexis	4-11	4	0-0	0	5	1	9	2	0	1
22 Ursin, Moon	0-1	0-0	0-0	0	0	0	0	0	0	0
Team	30-66	7-18	18-22	15	35	50	16	85	17	0
Totals	30-66	7-18	18-22	15	35	50	16	85	17	0

1st FG %: 81.6 50.0 2nd: 71.4 50.0 3rd: 81.6 44.4 4th: 81.6 43.8 Game: 30-66 45.7% Deadball
Rebounds 1st: 21.0 28.6 2nd: 21.0 28.6 3rd: 21.0 28.6 4th: 21.0 28.6 5th: 21.0 28.6

TCU 53 • 18-10, 9-8

Player	FG-FGA	FG-FGA	FT-FTA	Rebounds	PF	TP	A	Bk	Stl	Min
22 Moore, Jordan	1-5	0-0	3-4	2	7	9	1	5	0	3
01 Thompson, Torree	1-5	1-2	0-0	0	2	2	1	0	0	0
04 Ramirez, Amber	3-12	0-1	3-4	0	2	2	0	1	0	0
15 Woods, Jayde	0-2	0-0	0-2	0	1	3	0	1	2	0
21 Coleman, Sydney	1-1	1-1	0-0	0	0	5	3	0	0	0
08 Okonkwo, Amy	4-13	2-7	3-4	0	7	7	3	13	0	5
24 Heard, Lauren	3-7	1-2	0-0	1	3	4	0	7	1	1
24 Vann, Dakota	1-1	1-1	0-0	0	0	0	5	3	0	0
33 Akomolafe, Adeola	0-1	0-1	0-0	0	0	0	0	0	0	0
Team	16-54	5-18	16-22	7	23	30	53	7	13	4
Totals	16-54	5-18	16-22	7	23	30	53	7	13	4

1st FG %: 51.7 28.4 2nd: 41.1 30.8 3rd: 51.3 23.8 4th: 41.1 36.4 Game: 16-54 29.6% Deadball
Rebounds 1st: 21.0 28.6 2nd: 21.0 28.6 3rd: 21.0 28.6 4th: 21.0 28.6 5th: 21.0 28.6

Officials: Bryan Entering, Metta Roberts, Billy Smith
Technical fouls: Baylor None. TCU-Woods, Jayde
Attendance: 3186

Score by periods	1st	2nd	3rd	4th	Total
Baylor	22	22	24	16	85
TCU	12	15	12	14	53

TCU FG: 4th-00:56, TCU 4th-01:14.
Largest lead: Baylor by 34 09:55-TCU, None.
TCU led for 39:20, TCU led for 00:00. Game was tied for 00:40.

February 17 / Schollmaier Arena / Fort Worth, Texas

**KANSAS STATE**
TCU**70**
87

TCU snapped its losing streak in convincing fashion, beating Kansas State, 87-70, in its annual #Play4Kay game at Schollmaier Arena on Saturday afternoon.

TCU (17-9, 8-7) had a 17-point lead at halftime and it never went below 12 points in the second half as the Frogs shot 54 percent on the night. Amy Okonkwo led TCU with 22 points and 10 rebounds, helping the Frogs snap a four-game losing streak.

Fellow post player Jordan Moore added 16 points as she and Okonkwo combined to shoot 15-of-21 from the floor and 8-of-8 at the free throw line. The duo was a big reason behind TCU outscoring Kansas State (13-13, 5-10) in second-chance points, 23-5. Amber Ramirez and Torree Thompson added 12 and 11 points, respectively, for TCU with Ramirez chipping in six assists. Jayde Woods also had six assists.

Kansas State 70 • 13-13, 5-10

Player	FG-FGA	FG-FGA	FT-FTA	Rebounds	PF	TP	A	Bk	Stl	Min
01 Pace, Kaylee	4-7	2-5	0-0	0	2	2	10	2	1	3
11 Williams, Peyton	6-15	1-2	8-8	0	9	9	1	21	1	3
10 Geth, Kayla	8-17	2-4	5-5	1	0	1	2	7	3	1
24 Geth, Rachel	2-6	1-5	2-2	1	3	4	4	7	1	2
20 Martin, Shaelyn	0-1	0-1	3-4	1	2	3	4	3	0	2
02 Goodrich, Cymone	1-3	0-0	0-0	0	0	0	1	2	0	0
15 Jones, Kall	1-1	0-0	0-0	0	0	0	1	2	0	0
33 Ray, Ashley	0-0	0-0	0-0	0	0	0	0	0	0	0
40 Lakes, Mary	1-3	0-0	0-0	2	3	5	3	2	0	1
Team	23-53	6-17	18-19	1	0	4	19	15	14	6
Totals	23-53	6-17	18-19	1	0	4	19	15	14	6

1st FG %: 41.3 30.8 2nd: 51.4 35.7 3rd: 71.5 46.7 4th: 71.1 63.6 Game: 23-53 43.4% Deadball
Rebounds 1st: 12.0 15.0 2nd: 12.0 15.0 3rd: 12.0 15.0 4th: 12.0 15.0 5th: 12.0 15.0

TCU 87 • 17-9, 8-7

Player	FG-FGA	FG-FGA	FT-FTA	Rebounds	PF	TP	A	Bk	Stl	Min
22 Moore, Jordan	7-10	0-0	2-2	2	5	4	16	1	1	2
01 Thompson, Torree	4-9	2-7	1-2	0	2	2	11	1	4	0
04 Ramirez, Amber	4-8	4-7	0-0	0	1	0	12	6	2	0
15 Woods, Jayde	2-3	0-1	0-0	0	1	1	4	2	0	0
21 Coleman, Sydney	3-7	0-0	0-0	0	0	0	3	2	1	0
08 Okonkwo, Amy	8-11	0-2	6-6	4	6	10	1	22	1	0
20 Heard, Lauren	0-0	0-0	0-0	0	0	0	0	0	0	0
24 Vann, Dakota	0-4	0-0	0-0	0	0	0	1	0	0	0
25 Ray, Kianna	3-4	2-2	0-0	0	2	2	1	8	2	0
33 Hellessey, Ella	1-0	0-0	0-0	0	0	0	0	0	0	0
33 Akomolafe, Adeola	0-1	0-0	2-2	3	2	4	2	0	0	0
Team	32-59	8-22	15-19	11	24	35	19	87	23	2
Totals	32-59	8-22	15-19	11	24	35	19	87	23	2

1st FG %: 41.3 30.8 2nd: 51.4 35.7 3rd: 71.5 46.7 4th: 71.1 63.6 Game: 32-59 43.4% Deadball
Rebounds 1st: 12.0 15.0 2nd: 12.0 15.0 3rd: 12.0 15.0 4th: 12.0 15.0 5th: 12.0 15.0

Officials: Dea Kambert, Lisa Jones, Laura Morris
Technical fouls: Kansas State-None. TCU-None.
Attendance: 2043

Score by periods	1st	2nd	3rd	4th	Total
Kansas State	13	17	18	22	70
TCU	23	24	16	24	87

Last FG: K-STATE 4th-00:09, TCU 4th-00:56.
Largest lead: K-STATE 19:00, TCU by 19 34:05-00:00.
K-STATE led for 00:05, TCU led for 38:51. Game was tied for 01:09.

February 26 / Gallagher-Iba Arena / Stillwater, Okla.

**TCU**
#2/3 OKLAHOMA STATE**72**
85

TCU played well offensively, but rebounding was key in an 85-72 loss to No. 23 Oklahoma State at Gallagher-Iba Arena on Monday night in both teams' regular-season finale.

TCU (18-11, 9-9) shot at 50 percent much of the night, but went cold late and couldn't control the glass as Oklahoma State (20-9, 11-7) had a 48-33 rebounding advantage. TCU's 9-9 Big 12 finish is tied for its best since joining the league.

Toree Thompson led the Frogs with a TCU career-high 18 points on 6-of-12 shooting, including three 3-pointers. Amber Ramirez and Jordan Moore were also in double figures with 13 and 14 points, respectively.

In addition to the rebounding advantage, Oklahoma State also shot 23 free throws compared to TCU's 11. Loryn Goodwin led the Cowgirls with 30 points and had more free throws at 11-of-14 than all of TCU at 9-of-11.

TCU 72 • 18-11, 9-9

#	Player	3-Ptr			Rebounds			PF	TP	A	Bk	Stl	Min
		FG	FTA	FG-FGA	FT	FTA	FT-FTA						
33	Akomolafe, Adeola	0	0	0-0	0	0	0	2	3	2	0	0	0
01	Thompson, Torree	6	13	3-9	3	4	0	6	6	4	18	0	32
04	Ramirez, Amber	6	14	1-5	0-0	1	1	2	1	13	3	0	0
15	Woods, Jayde	3	5	0-0	0-0	1	1	2	2	6	0	0	26
25	Ray, Kianna	2	8	1-6	0-1	0	3	4	5	3	0	1	1
08	Okonkwo, Amy	4	7	0-0	1-1	0	2	2	0	9	1	0	11
20	Heard, Lauren	3	8	0-0	1-1	0	1	1	3	7	0	1	0
21	Coleman, Sydney	0	0	0-0	0	0	0	1	1	0	1	0	20
22	Moore, Jordan	4	9	0-0	0-0	1	1	1	1	14	0	1	2
23	Vann, Dakota	0	0	0-0	0-0	0	4	2	0	3	2	0	0
	Team	0-3	0-2	0-0	0	0	0	4	4	2	0	0	23
							3	3	6				

SEASON BOX SCORES

March 4 / Chesapeake Energy Arena / Oklahoma City, Okla.



TCU

#3/3 BAYLOR



48

94

TCU played in its first Big 12 Championship semifinal, but couldn't knock off top-seeded Baylor, falling 94-48 at Chesapeake Energy Arena on Sunday afternoon.

TCU (19-12) has now seen eight of its 12 losses come against ranked teams, including five against top-10 teams and three to the No. 3 Lady Bears in the last three weeks.

Baylor (30-1) got to the free throw line early, building momentum in the first quarter that TCU couldn't overcome. The Lady Bears outrebounded TCU, 49-19, and held the Frogs to just four second-chance points.

Jordan Moore and Amy Okonkwo led the Frogs with 12 points each, but could only play three combined minutes in the first quarter due to foul trouble.

TCU 48 • 19-12, 9-9 (5)

#	Player	Total		3-Ptr		Rebounds		PF	TP	A	T	Blk	Stl	Min
		FG	FGA	FG	FGA	FT	FTA							
01	Thompson, Toree	1-4	1-4	1-2	0	2	2	0	4	0	0	1	0	21
04	Ramirez, Amber	1-3	0-0	0-0	0	0	0	2	1	1	0	1	1	19
22	Moore, Jordan	6-14	0-0	0-3	1	0	1	4	12	0	4	0	3	18
25	Ray, Kianna	0-7	0-4	0-0	0	3	3	0	3	1	1	0	0	30
33	Akomolafe, Adeola	0-1	0-0	2-2	0	1	1	3	2	0	0	1	0	16
06	Okonkwo, Amy	4-10	2-2	2-4	1	3	4	2	12	0	2	0	0	21
15	Woods, Jayde	3-5	0-0	0-0	1	2	3	1	6	2	3	0	0	20
28	Heard, Lauren	0-2	0-1	1-2	0	0	0	2	1	1	1	0	0	13
21	Coleman, Sydney	2-5	0-3	2-2	0	1	1	3	6	0	2	0	0	21
24	Vann, Dakota	0-4	0-3	0-0	0	1	1	4	0	0	0	0	0	18
31	Hellessey, Ella	1-1	1-1	0-0	0	0	0	3	0	1	1	0	0	3
Team						1	2	3						
Totals		18-56	4-18	8-15	4	15	19	22	48	7	15	4	4	200

1st FG %:	5-16	31.3%	2nd:	7-16	43.8%	3rd:	2-11	18.2%	4th:	4-13	30.8%	Game:	18-56	32.1%	Deadball
3Pt %:	0-5	0.0%	4th:	4-9	44.4%	5th:	0-2	0.0%	6th:	0-0	0.0%	7th:	4-18	22.2%	Rebounds
FT %:	3-4	75.0%	1st:	1-2	50.0%	2nd:	1-3	33.3%	3rd:	3-6	50.0%	4th:	8-15	53.3%	4

Baylor 94 • 30-1, 18-0 (1)

#	Player	Total		3-Ptr		Rebounds		PF	TP	A	T	Blk	Stl	Min
		FG	FGA	FG	FGA	FT	FTA							
01	Cohen, Dekeiya	3-9	0-0	0-0	2	2	4	4	6	0	2	0	0	19
11	Morris, Alexis	7-9	2-3	2-2	1	5	6	1	18	6	3	0	3	38
15	Cox, Lauren	6-10	2-3	5-6	2	9	11	4	19	3	1	1	0	31
28	Landrum, Juicy	5-10	0-2	3-4	1	6	7	2	13	9	2	0	1	40
21	Brown, Kalani	11-14	0-0	6-10	3	8	11	3	28	0	1	3	0	31
02	Richards, Didi	3-4	0-0	0-2	2	4	6	3	6	1	3	0	3	26
03	Oliver, Trinity	0-0	0-0	0-0	0	0	0	0	0	0	0	0	0	2
12	Ursin, Moon	1-3	0-1	2-3	1	1	2	0	4	0	0	0	1	9
24	Chou, Natalie	0-1	0-1	0-0	0	0	0	0	0	0	0	0	0	2
58	McDonough, Darrin	0-0	0-0	0-0	0	1	1	0	0	0	0	0	0	2
Team						0	1	1						
Totals		36-60	4-10	18-27	12	37	49	17	94	19	12	4	8	200

1st FG %:	9-17	52.9%	2nd:	9-18	50.0%	3rd:	7-13	53.8%	4th:	11-25	44.0%	Game:	36-60	60.0%	Deadball
3Pt %:	1-2	50.0%	4th:	4-9	44.4%	5th:	0-2	0.0%	6th:	4-10	40.0%	7th:	14-23	60.9%	Rebounds
FT %:	9-15	60.0%	1st:	4-6	66.7%	2nd:	3-3	100.0%	3rd:	3-3	100.0%	4th:	18-27	66.7%	6

Officials: Jesse Dickerson, Gina Cross, Brian Garland
Technical fouls: TCU-Moore, Jordan. Baylor-None.

Attendance: 2018 Phillips 66 Big 12 Women's Championship - Semifinal #1
Score Out: None

Score by periods					Total
1st	2nd	3rd	4th	5th	
TCU	13	13	5	13	44
Baylor	28	24	17	25	94

Points	In	Off	2nd	Fast	Bench
TCU	22	10	15	2	28
Baylor	54	15	15	6	10

Score tied - 3 times.
Lead changed - 1 time.

Last FG - TCU 4th-02:19, BU 4th-01:12.
Largest lead - TCU by 2 1st-09:44, BU by 46 4th-00:57.
TCU led for 00:27, BU led for 27:56. Game was tied for 02:02.

March 15 / Schollmaier Arena / Fort Worth, Texas



LAMAR

TCU



68

80

TCU shot over 60 percent and grabbed an 80-68 win over Lamar in the first round of the WNIT at Schollmaier Arena on Thursday night.

TCU (20-12) has won 20 games for the first time since 2010-11 and is now 5-1 all-time at home in the WNIT. The Frogs posted the fourth highest field goal percentage in school history, and needed it to combat a Lamar (22-8) team known for its aggressive defense.

Jordan Moore led TCU with 24 points and 11 rebounds. She made 10-of-11 shots and was a big part of TCU's 40-8 advantage in points in the paint. Adeola Akomolafe added 12 points on 5-of-6 shooting while Kianna Ray chipped in 16 points and five assists.

The Horned Frogs fought through 20 turnovers -- Lamar forces an average of 27 per game -- and posted 23 assists.

Lamar 68 • 22-8

#	Player	Total		3-Ptr		Rebounds		PF	TP	A	T	Blk	Stl	Min
		FG	FGA	FG	FGA	FT	FTA							
10	Bowers, Kandra	2-3	0-0	1-2	4	5	9	2	5	1	1	2	2	36
01	Pimentel, Jady	10-22	2-3	1-2	0	0	0	1	23	3	3	0	3	40
11	Barrs, Chastadie	3-9	0-2	1-2	0	4	4	4	7	3	1	0	3	25
22	Mathis, DeAngela	3-9	1-2	2-2	1	3	4	2	9	0	0	0	0	20
23	Kinard, Moe	5-11	4-7	2-3	0	4	4	4	16	2	2	0	0	36
04	Laidier, Briana	0-0	0-0	0-2	0	0	0	0	0	0	0	0	0	4
05	O'Dell, Baileigh	2-8	0-5	4-4	2	2	4	3	8	2	2	0	1	27
13	Pleasant, Shedricka	0-0	0-0	0-0	0	0	0	0	0	1	0	0	0	2
24	Miles, Ashlan	0-2	0-0	0-0	2	2	2	1	0	0	0	1	1	10
Team					3	0	3							
Totals		25-64	7-19	11-17	12	18	30	17	68	11	10	2	10	200

1st FG %:	5-17	29.4%	2nd:	6-17	35.3%	3rd:	4-13	30.8%	4th:	6-17	35.3%	Game:	25-64	39.1%	Deadball
3Pt %:	1-5	20.0%	4th:	3-9	33.3%	5th:	0-0	0.0%	6th:	1-4	25.0%	7th:	10-19	52.6%	Rebounds
FT %:	0-0	0.0%	1st:	0-0	0.0%	2nd:	0-0	0.0%	3rd:	0-0	0.0%	4th:	11-17	64.7%	5

TCU 80 • 20-12

#	Player	Total		3-Ptr		Rebounds		PF	TP	A	T	Blk	Stl	Min
		FG	FGA	FG	FGA	FT	FTA							
33	Akomolafe, Adeola	5-6	0-0	2-2	3	3	6	1	12	2	0	2	1	31
22	Moore, Jordan	10-11	0-0	4-6	2	8	10	1	24	1	2	0	0	31
04	Ramirez, Amber	0-5	0-2	0-0	0	1	1	0	0	7	0	2	0	20
15	Woods, Jayde	1-3	1-1	0-0	1	0	1	2	3	2	3	0	0	14
25	Ray, Kianna	6-9	2-3	2-4	0	5	5	1	16	5	4	1	3	32
06	Okonkwo, Amy	1-3	0-0	0-0	0	5	5	2	2	1	4	0	0	12
01	Thompson, Toree	3-6	2-4	0-1	0	2	1	8	3	1	0	1	1	19
28	Heard, Lauren	2-3	0-1	3-3	0	1	1	2	7	2	1	0	0	16
21	Coleman, Sydney	0-0	0-0	0-0	0	0	0	0	1	0	0	0	0	3
24	Vann, Dakota	3-5	2-4	0-1	0	1	1	4	8	0	2	1	0	22
Team					1	2	3							
Totals		31-51	7-15	11-17	7	28	35	15	80	23	20	4	7	200

1st FG %:	5-10	50.0%	2nd:	9-13	69.2%	3rd:	8-13	61.5%	4th:	9-15	60.0%	Game:	31-51	60.8%	Deadball
3Pt %:	2-4	50.0%	4th:	1-2	50.0%	5th:	0-0	0.0%	6th:	7-15	46.7%	7th:	11-17	64.7%	Rebounds
FT %:	0-0	0.0%	1st:	0-0	0.0%	2nd:	0-0	0.0%	3rd:	0-0	0.0%	4th:	11-17	64.7%	1

Officials: Brian Hall, Chaney Muench, Israel Silva
Technical fouls: Lamar-None. TCU-None.

Attendance: 1330
WNIT First Round

Score by periods					Total
1st	2nd	3rd	4th	5th	
Lamar	10	14	20	15	59
TCU	20	19	21	20	80

Points	In	Off	2nd	Fast	Bench
TCU	8	17	13	2	8
Lamar	40	17	8	8	25

Score tied - 7 times.
Lead changed - 9 times.

Last FG - LU 4th-00:37, TCU 4th-00:02.
Largest lead - LU by 4 1st-08:59, TCU by 17 4th-05:52.
LU led for 11:46, TCU led for 24:58. Game was tied for 03:16.

March 17 / Schollmaier Arena / Fort Worth, Texas



MISSOURI STATE

TCU



51

86

TCU played a complete game in an 86-51 rout of Missouri State at Schollmaier Arena in the WNIT Second Round on Saturday.

TCU (21-12) made 14 3-pointers and also played stellar defense, holding Missouri State (21-12) to 25 percent shooting, on its way to a 35-point win, the largest margin of victory in a postseason game in program history.

Toree Thompson led the Frogs with 15 points off the bench, including four of TCU's 14 treys. The 14 3-pointers rank as the fifth most in program history and the most in a postseason game. Amber Ramirez added three from deep as part of her 14 points, also off the bench as TCU's bench outscored MSU's, 51-14.

Missouri State 51 • 21-12

#	Player	Total		3-Ptr		Rebounds		PF	TP	A	T
---	--------	-------	--	-------	--	----------	--	----	----	---	---

	PPG	FG	3FG	FT	3FG/G	RPG	APG	TOPG	SPG	BPG	
TCU	74.9	.452	.372	.757	7.2	35.8	16.8	15.3	7.4	5.0	
Big 12 Rank	5	3	2	1	2	9	2	8	6	2	
Opponents	70.8	.413	.336	.719	6.5	36.3	14.8	14.7	7.5	4.5	
Big 12 Rank	8	7	9	--	--	4	--	6	--	--	

- Beat Missouri State on Saturday, 86-51, in 2nd round; TCU made 14 3-pointers, held MSU to 25% shooting; largest postseason victory margin in program history; Frogs averaging 83.0 ppg in two WNIT games, shooting 57% overall and 55% from deep
 - Making 15th postseason appearance in last 18 seasons; tied for third most in Big 12, trailing only Baylor (18) and Oklahoma (18)
 - Sixth overall WNIT appearance (7-5 record); fourth in six seasons since joining Big 12; furthest advance is quarterfinals in 2008
 - 21 wins most since 2010-11 when TCU won 22; playing a 34th game for just 4th time in program history, last in 2007-08
 - Top 3 in Big 12, top 35 in NCAA in FG%, 3FG% and FT%; Second in Big 12 in assists and blocks
SERIES: TCU leads 11-9 ... All 20 came when two were WAC (1997-99) and Mountain West (2006-12) members ... 3-6 at UNM

00		oh-KONK-woh Amy OKONKWO Forward 6'2" Junior Ranch Cucamonga, Calif. (Etiwanda HS) / USC		17-18 Career	GP/S 33/0 63/14	MIN 20.0 19.2	PTS 14.8 12.6	REB 5.8 5.6	AST 1.0 1.0	FG .509 .504	3FG .397 .374	FT .889 .846	MSU: 7 pts (3-9 FG), 3 reb, 3 ast, 16 min - Big 12 Sixth Man Award; All-Big 12 Second Team - 10+ pts in 25 games, 20+ in 8 games - 11th in Big 12 scoring; off bench in every game - 489 pts this season 11th in TCU history; 2 from top 10 - 1st in Big 12 w/ 88.9 FT% (12th NCAA)
1		Toree THOMPSON Guard 5'10" Senior Broken Arrow, Okla. (Broken Arrow HS) / Ole Miss		17-18 Career	GP/S 31/27 93/42	MIN 24.7 22.0	PTS 8.9 7.9	REB 2.1 2.1	AST 1.4 1.1	FG .399 .384	3FG .407 .372	FT .831 .757	MSU: 15 pts (5-11 FG, 4-6 3FG), 16 min - Career-high 18 pts in regular-season finale at OSU - 5th in Big 12 at 40.7 3FG% - Off bench both WNIT games (only 4 all season) - 10+ pts in 14 games - One of two seniors on roster (Coleman)
3		Mikayla CHRISTIAN Guard 5'9" Sophomore Round Rock, Texas (Vista Ridge HS)		17-18 Career	GP/S 14/0 37/0	MIN 10.1 10.0	PTS 1.6 1.8	REB 1.4 1.1	AST 1.3 0.9	FG 7-19 .361	3FG 6-15 .356	FT 2-2 .800	MSU: DNP - Season-high 9 pts vs SELA - Played in 23 games last season - Big 12 FOW last season after 19 pts vs Alcorn St.
4		Amber RAMIREZ Guard 5'9" Sophomore San Antonio, Texas (Wagner HS)		17-18 Career	GP/S 33/23 56/28	MIN 25.6 25.1	PTS 10.7 9.7	REB 1.9 1.9	AST 2.9 2.3	FG .426 .392	3FG .395 .384	FT .852 .851	MSU: 14 pts (5-7 FG, 3-4 3FG), 2 ast, 18 min - 10+ pts in 18 games - 7th in Big 12 with 1.9 3FG/game; 5+ 3FG in 4 games - 7th in Big 12 with 39.5 3FG pct - 33 pts w/ Big 12 and TCU record 113FG vs SELA - 5+ asts in 7 games; did so twice in all of 16-17
15		Jayde WOODS Guard 6'1" Sophomore Yorba Linda, Calif. (Windward HS) / Oregon		17-18 Career	GP/S 28/24 28/24	MIN 21.7 21.7	PTS 5.0 5.0	REB 3.0 3.0	AST 2.9 2.9	FG .485 .485	3FG 8-19 .356	FT .594 .594	MSU: 10 pts (3-3 FG, 4-4 FT), 6 reb, 5 ast - 2.9 apg third on team - 10+ pts in 3 games - Started 24 of 28 games played after NCAA eligibility waiver was approved on Nov. 24 - 12 pts, 7 reb, 7 ast, 3 stl in TCU debut vs. Arizona
20		Lauren HEARD Guard 5'9" Freshman Denton, Texas (Guyer HS)		17-18 Career	GP/S 33/3 33/3	MIN 19.7 19.7	PTS 6.3 6.3	REB 3.0 3.0	AST 1.7 1.7	FG .378 .378	3FG .328 .328	FT .760 .760	MSU: 9 pts (3-6 FG), 5 reb, 4 ast, 2 stl - Start vs MSU first since 1/10 in win over #7 Texas - 10+ pts in 6 games; 3 in Big 12 play - Career-high 18 pts at Texas - Only freshman on TCU roster - Over 2,000 career points in high school
21		Sydney COLEMAN Guard 6'1" Senior Cypress, Texas (Cypress Ranch HS)		17-18 Career	GP/S 30/12 92/12	MIN 9.7 7.0	PTS 2.5 1.6	REB 1.0 1.0	AST 0.6 0.5	FG .375 .352	3FG 6-25 .231	FT 9-13 .643	MSU: 4 pts (2-3 FG), 8 min - Started 12 game in Big 12 play, only starts of career - 10 pts at K-State, most in career in Big 12 game - Career-highs of 6 asts, 3 stls vs Texas Tech - Career-high 11 pts vs NWST - One of two seniors on roster (Thompson)
22		Jordan MOORE Center 6'3" Junior Round Rock, Texas (Stony Point HS)		17-18 Career	GP/S 33/32 95/72	MIN 23.7 20.6	PTS 12.7 9.6	REB 6.8 6.1	BLK 1.9 1.8	FG .554 .521	3FG 0-0 0-1	FT .702 .655	MSU: 6 pts (2-2 FG), 5 reb, 3 blk - All-Big 12 Honorable Mention - 24 pts in WNIT 1st Round win - 10+ pts in 20 games - 4th in Big 12 in FG%, 79.4 FT% in Big 12 play - 3rd in Big 12 in blocks
24		Dakota VANN Guard 6'0" Junior Oklahoma City, Okla. (Deer Creek HS) / Butler CC		17-18 Career	GP/S 30/10 30/10	MIN 19.7 19.7	PTS 4.4 4.4	REB 1.5 1.5	AST 1.2 1.2	FG .362 .362	3FG .325 .325	FT 12-25 12-25	MSU: 8 pts (3-7 FG, 2-4 3FG), 17 min - 13 pts vs OU in Big 12 QF in hometown of OKC - TCU career-high 16 pts vs Iowa St - Missed 3 games w/ injury (final 2 noncon, 1st Big 12) - Started all nine games before injury - 13 pts (4-4 3FG) vs Alabama
25		Kianna RAY Guard 6'1" Sophomore Austin, Texas (Bowie HS)		17-18 Career	GP/S 27/15 57/43	MIN 27.0 26.4	PTS 8.1 7.4	REB 3.6 3.4	AST 3.7 2.9	FG .393 .384	3FG .338 .348	FT .731 .717	MSU: 6 pts (2-5 FG, 2-4 3FG), 4 reb, 2 ast - All-Big 12 Honorable Mention - 8th in Big 12 in asts; 7th in A-TO ratio (1.9) - 5+ assists in 10 games; three times last season - 10+ pts in 8 games; 6 against Big 12 teams - Career-high 17 pts & game-winning FTs in win vs UT
31		hell-uh-see Ella HELLESSEY Forward 6'2" Sophomore Dromana, Australia (Padua College)		17-18 Career	GP/S 19/0 36/0	MIN 5.2 5.4	PTS 2.3 2.1	REB 1.4 1.5	AST 0.4 0.4	FG .450 .471	3FG 6-15 7-21	FT 2-2 5-7	MSU: 3 pts, 4 min - Season-high 7 pts at TTU - First career points in Big 12 play at WVU - 9th Australian in Pebley's 15 seasons as a head coach - Team went to her home during summer Australia trip
33		add-ee-OH-luh oh-koh-mo-LOFF-ay Adeola AKOMOLAFE Forward 6'3" Sophomore El Paso, Texas (El Dorado HS)		17-18 Career	GP/S 33/19 68/28	MIN 13.9 14.0	PTS 2.8 2.8	REB 3.0 3.3	AST 1.2 1.0	FG .590 .479	3FG 2-2 2-4	FT .714 .716	MSU: 4 pts (2-3 FG), 7 reb, 3 ast - 6.5 rpg in WNIT - Started last 5 games - Team-best 59.0 FG% (36-of-61) this season - Season-high 12 pts twice