

2018-19 NEW MEXICO WOMEN'S BASKETBALL

GAME NOTES

DANIEL GALLEGOS / ASSISTANT DIRECTOR OF ATHLETIC COMMUNICATIONS | DMGALLEGOS@UNM.EDU | CELL: 501-442-2930

» Eight NCAA Tournament Appearances | 1998, 2002, 2003, 2004, 2005, 2006, 2007, 2008 «
» Five Mountain West Tournament Championships | 2003, 2004, 2005, 2007, 2008 «

2018-19 / SCHEDULE AND RESULTS

OVERALL RECORD: 16-2
MW RECORD: 6-1
HOME RECORD: 11-1
ROAD RECORD: 5-1
NEUTRAL RECORD: 0-0
STREAK: W4

Date	Opponent	Time
11/9	%Texas State	W, 82-51
11/11	%Auburn	L, 76-79
11/18	%Hartford	W, 72-65
11/24	at Houston	W, 89-85 (2OT)
11/28	Oklahoma	W, 84-80
12/1	New Mexico State	W, 83-58
12/5	UTEP	W, 69-51
12/8	at Northern Arizona	W, 84-55
12/15	at New Mexico State	W, 75-50
12/19	+Sacramento State	W, 85-53
12/20	+Stephen F. Austin	W, 74-33
12/29	at Long Beach State	Canceled
1/2	*Air Force	W, 78-57
1/5	*at Nevada	W, 66-64
1/9	*at UNLV	L, 57-66
1/12	*Colorado State	W, 70-58
1/16	*San Diego State	W, 70-62
1/19	*at Wyoming	W, 78-75
1/23	*UNLV	W, 80-77 (OT)
1/26	*at Utah State	2 p.m.
2/2	*Fresno State	2 p.m.
2/6	*at San Diego State	Noon
2/9	*Nevada	1 p.m.
2/13	*at San Jose State	8 p.m.
2/16	*at Fresno State	3 p.m.
2/20	*Utah State	7 p.m.
2/27	*San Jose State	7 p.m.
3/2	*at Colorado State	2 p.m.
3/4	*at Boise State	7 p.m.
3/7	*Wyoming	7 p.m.

Mountain West Tournament

3/10	First Round	3/5:30/8 pm
3/11	Quarterfinals	1/3:30/7/9:30 pm
3/12	Semifinals	7/9:30 pm
3/13	Championship	8 pm

* - Mountain West game % - Preseason WNIT
^ - Lobo Invitational

Bold - home game at Dreamstyle Arena (15,411)

Game dates & times are Mountain time and subject to change

THE SLATE



NEW MEXICO
LOBOS

Record (MW)
16-2 (6-1 MW)

Head Coach Mike Bradbury
Alma Mater, Yr Chattanooga, 1993
Record at UNM 56-28 (3rd year)
Career Record 234-145 (12th year)



Game Information

Game Number: 19
Dates: 1/26
Location: Logan, Utah
Venue: Dee Glen Smith Spectrum

Series History

Overall: 17-6
On the Road: 8-3
Current Streak: W5
First Meeting: 2/8/75
Last Meeting: 2/14/18

Broadcast Information

Radio: KNML-AM (610)
Play-By-Play: Josh Suchon
Analyst: Nikki Lobato
Live Stream: Mountain West Network
Live Stats: GoLobos.com



Utah State
Aggies

Record (MW)
10-7 (5-1 MW)

Head Coach Jerry Finkbeiner
Alma Mater, Yr So. Nazarene, 1980
Record at USU 79-108 (7th year)
Career Record 553-350 (30th year)

TIPPING OFF

Coming off of their second overtime game and win of the season as they knocked off UNLV at home this past Wednesday, the University of New Mexico women's basketball team is set to hit the road and take on Utah State this Saturday in Logan.

The matchup with the Aggies will be a marquee early conference season contest as both teams are one game back in the loss column to league-leading Boise State, who is the lone unbeaten team in the Mountain West at 6-0.

The Aggies are off to a 5-1 start to league play and have won their last three games. This Saturday will be the Aggies' first action in a week as they had the bye this past Wednesday.

The Lobos will enter the game with a 6-1 mark in the MW. UNM is also riding a winning streak as they have won four-straight. During the last three games of the streak, the Lobos have won by a total of 14 points.

Statistically, Utah State enters with the top scoring defense in the MW as they are limiting their opponents to 57.8 ppg. Conversely, the Lobos have the second-highest scoring offense in the league at 76.2 ppg.

Offensively, the Aggies are averaging 63.8 ppg and have one player in double figures with Shannon Dufficy. Dufficy's scoring average of 16.2 ppg is second in the league and she also leads the MW in rebounding at 10.3 rpg.

Probable Starters (Based off of Previous Game)

#	Name	Pos.	Cls.	Ht.	PPG	RPG	APG	SPG	BPG
3	Ahlise Hurst	G	Fr.	5-9	8.8	2.8	0.5	1.4	0.2
4	Jayla Everett	G	Fr.	5-10	13.8	3.9	3.2	1.4	0.8
15	Aisia Robertson	G	RsJr.	5-8	15.1	5.4	7.3	2.6	0.6
21	Nike McClure	F	Sr.	6-3	3.1	6.8	1.1	0.8	2.8
44	Jaisa Nunn	C	Sr.	6-3	15.4	8.4	0.8	1.1	0.8

Off the Bench

#	Name	Pos.	Cls.	Ht.	PPG	RPG	APG	SPG	BPG
1	Quincy Noble	G	Fr.	5-10	2.2	0.7	---	0.3	0.2
2	Bre'Asiah Mathews	F	Fr.	6-0	1.7	2.2	0.1	0.3	0.1
11	Emily Lines	G	Sr.	6-1	1.7	1.7	0.7	0.1	---
13	Shaiquel McGruder	F	Fr.	6-0	3.1	2.9	0.1	0.9	0.6
23	Jaedyn De La Cerdia	G	So.	5-6	6.6	2.7	1.2	1.1	0.1
24	Erica Moore	C	RsSr.	6-2	0.5	---	---	0.3	---
32	Antonia Anderson	G/F	So.	6-2	4.3	4.1	0.7	0.6	0.8
35	Madi Washington	G	So.	5-9	3.8	1.3	0.5	0.5	---



UNIVERSITY OF NEW MEXICO

2018-19 WOMEN'S BASKETBALL



UNIVERSITY OF NEW MEXICO

Location.....Albuquerque, N.M.
Founded.....1889 by Territorial Legislature
Enrollment.....25,015
Nickname.....Lobos
Colors.....Cherry (PMS 200) & Silver (PMS Cool Gray 6)
Conference.....Mountain West Conference
National Affiliation.....NCAA Division I
President.....Dr. Garnett Stokes
Director of Athletics.....Eddie Nuñez
Deputy A.D.....David Williams
Assoc. A.D./SWA.....Janice Ruggiero
Faculty Representative.....Amy Neel

FACILITY INFORMATION

Facility.....Dreamstyle Arena - The Pit
Capacity.....15,411
Age.....Built in 1966 (Renovated in 2009-10)
All-Time Home Record.....416-206 (.664)

PROGRAM HISTORY

First Season.....1974-75
Overall Record.....650-536 (.543) in 40 seasons
Overall MW Record.....180-127 (.580) in 19 seasons
Postseason Tournament Appearances.....16
NCAA Tournament Appearances.....8
Last NCAA Postseason Appearance.....2017-18 (WNIT)
Last NCAA Postseason Opponent.....TCU
Last NCAA Postseason Result.....L, 72-81
MW Regular Season Championships.....2
.....(2003-04 & 2004-05)
MW Tournament Championships.....5
.....(2002-03, 2003-04, 2004-05, 2006-07, 2007-08)

TEAM INFORMATION

2017-18 Overall Record.....25-11
2017-18 Mountain West Record.....10-8
2017-18 Mountain West Season Finish.....6th
2017-18 MW Tournament Finish.....Quarterfinals
Letterwinners Returning | Lost.....7 | 7
Starters Returning | Lost.....1 | 4



COACHING STAFF

Head Coach.....Mike Bradbury (Chattanooga, 1993)
Record at UNM (Years).....56-28 (3rd Season)
Career Record (Years).....234-145 (12th Season)
Head Coach Phone.....505-925-5770
Women's Basketball Fax.....505-925-5779
Head Coach E-Mail.....mbradbury@unm.edu

Assistant Coach.....Valerie King (3rd Season)
Alma Mater.....Cincinnati, 2004
Assistant Coach.....Bill Ferrara (2nd Season)
Alma Mater.....Florida, 2003
Assistant Coach.....Symone Denham (1st Season)
Alma Mater.....Wright State, 2016

Director of Operations.....Vera Jo Bustos (5th Season)
Video Coordinator.....Cheyne Dorsey (1st Season)
Athletic Trainer.....Andrea Quintana
Strength Coach.....Jeremy Golden (1st Season)
Academic Adviser.....Brian Ferguson

MISCELLANEOUS INFORMATION

2017-18 Total Attendance Average.....106, 026
2017-18 Average Attendance.....4,819
2017-18 NCAA Attendance Rank.....18th
2017-18 Mountain West Attendance Rank.....1st

MULTIMEDIA INFORMATION

Athletics Website.....www.GoLobos.com
Main University Web Site.....www.unm.edu
Conference Web Site.....www.TheMW.com
Facebook.....www.facebook.com/NewMexicoLobos
Twitter.....@UNMLobos

MEDIA RELATIONS

Women's Basketball Contact.....Daniel Gallegos
Cell Phone (Preferred).....501-442-2930
Email.....dmgallegos@unm.edu
Address:.....



Department of Athletics
Colleen J. Maloof Administration Building
MSC04 2680
1 University of New Mexico
Albuquerque, NM 87131-0001



UNIVERSITY OF NEW MEXICO 2018-19 WOMEN'S BASKETBALL



THE WEEK AHEAD

SUNDAY	MONDAY	TUESDAY	WEDNESDAY	THURSDAY	FRIDAY	SATURDAY
20	21	22	23	24	25	26
			 vs. UNLV 7 p.m. Dreamstyle Arena - The Pit Albuquerque, N.M.			 at Utah State 2 p.m. Dee Glen Smith Spectrum Logan, Utah

MW STANDINGS

2018-19 Standings (as of 1-24-19)

Team	GAC	Pct.	Overall	Pct.	Streak
Boise State	6-0	1.000	15-2	.882	W10
NEW MEXICO	6-1	.857	16-2	.889	W4
Fresno State	5-1	.833	12-5	.706	W1
Utah State	5-1	.833	10-7	.588	W3
Wyoming	3-3	.500	10-5	.667	W1
UNLV	3-3	.500	5-12	.294	L1
Air Force	2-5	.286	6-12	.333	L1
Nevada	2-5	.286	6-12	.333	W1
San Diego State	1-4	.200	6-10	.375	L2
Colorado State	1-5	.167	7-10	.412	L5
San Jose State	0-6	.000	1-16	.059	L13

The Conference Slate

Wednesday, January 23

Nevada at Colorado State | 6 p.m. (MT)

Air Force at Boise State | 7 p.m. (MT)

UNLV AT NEW MEXICO | 7 P.M. (MT)

Fresno State at San Diego State | 6:30 p.m. (PT)

Wyoming at San Jose State | 7 p.m. (PT)

Saturday, January 26

Boise State at Wyoming | 1 p.m. (MT)

NEW MEXICO AT UTAH STATE | 2 P.M. (MT)

San Jose State at Air Force | 2 p.m. (MT)

Colorado State at Fresno State | 2 p.m. (PT)

San Diego State at UNLV | 3 p.m. (PT)



HOW NM STACKS UP IN THE MW

Team Rankings (as of 1-24-18)

Category	Stat	Rank
Scoring Offense	76.2/gm	2nd
Scoring Defense	62.1/gm	4th
Scoring Margin	+14.1	1st
Free Throw %	.647 (229-of-354)	9th
Field Goal %	.415 (506-of-1,218)	5th
Field Goal % Def.	.358 (409-of-1,144)	2nd
3PT Field Goal %	.303 (131-of-433)	6th
3PT Field Goals Made	131 (7.3/gm)	5th
3PT Field Goal % Def.	.266 (103-of-387)	1st
Rebounding (Team)	819 (45.5/gm)	1st
Rebounding (Opp.)	735 (40.8/gm)	9th
Rebounding Margin	+4.7	1st
Blocked Shots	123 (6.8/gm)	1st
Assists	282 (15.7/gm)	5th
Steals	195 (10.8/gm)	2nd
Turnover Margin	+2.9	4th
Assist/Turnover Ratio	0.9	5th
Offensive Rebounds	281 (15.6/gm)	1st
Defensive Rebounding	538 (29.9/gm)	1st

Individual Rankings (as of 1-24-18)

Category	Player	Stat	Rank
Scoring	Jaisa Nunn	278 (15.4 ppg)	T-3rd
Rebounding	Jaisa Nunn	152 (8.4 rpg)	3rd
Field Goal %	Jaisa Nunn	.564 (110-of-195)	2nd
Assists	Aisia Robertson	132 (7.3 apg)	1st
Free Throw %	Jayla Everett	.823 (51-of-62)	2nd
Steals	Aisia Robertson	46 (2.6 spg)	1st
3PT FG %	Jayla Everett	.368 (35-of-95)	9th
3PT FG Made	Jayla Everett	35 (1.9 mpg)	7th
Blocked Shots	Nike McClure	50 (2.8 bpg)	1st
AST/TO Ratio	Aisia Robertson	132 AST/113 TO (1.2)	9th
Off. Rebounds	Jaisa Nunn	70 (3.9 rpg)	1st
Def. Rebounds	Jaisa Nunn	82 (4.6 rpg)	6th
Minutes Played	Aisia Robertson	554 (30.8 mpg)	12th

2018-19 MW PLAYERS OF THE WEEK

Week 1 11/12/18 Hailey Bassett-Meacham (Utah St.)	Week 7 12/24/18 Lore Devos (Colorado St.)	Week 13
Week 2 11/19/18 JAJSA NUNN (NEW MEXICO)	Week 8 12/31/18 Terae Briggs (Nevada)	Week 14
Week 3 11/26/18 AISIA ROBERTSON (NEW MEXICO)	Week 9 1/7/19 Shannon Dufficy (Utah St.)	Week 15
Week 4 12/3/18 ANLISE HURST (NEW MEXICO)	Week 10 1/14/19 Nikki Wheatley (UNLV)	
Week 5 12/10/18 Bailee Cotton (Wyoming)	Week 11 1/21/19 Marta Hermida (Boise State)	
Week 6 12/17/18 Braydey Hodgins (Boise State)	Week 12	



UNIVERSITY OF NEW MEXICO

2018-19 WOMEN'S BASKETBALL



LAST TIME IT HAPPENED (UNM)

As A Team

Scored 100 Points:	100 - vs. Boise St. (1-3-18)
Scored 90 Points:	93 - vs. Rice (3-20-18)
Scored Fewer Than 50 Points:	42 - at UNLV (1-11-17)
Scored Fewer Than 40 Points:	38 - at Colorado St. (1-3-15)
Won by 40 Points:	74-33 - vs. Stephen F. Austin (12-20-18)
Won By 30 Points:	85-53 - vs. Sacramento State (12-19-18)
Lost By 30 Points:	L, 97-59 - at No. 18 DePaul (11-16-14)
Lost By 40 Points:	L, 105-63 - at Oklahoma (12-16-17)
Shot 60% or Better:	61.2% - Pacific (11-9-01)
Shot Less Than 30%:	28.6% (18-63) - Colorado St. (2-28-18)
Shot 60% 3FG or Better:	68.2% (15-22) - at NMSU (12-2-17)
Shot Less Than 20% 3FG:	13.3 (2-15) - Air Force (1-2-19)
Made 15 3-Pointers:	15 - vs. Utah St. (1-31-18)
Shot 90% on FTs (10 or more):	94.4% (17-18) - vs. Fresno St. (1-13-18)
Shot Less Than 40% On FTs:	14.3% (1-7) - at UTEP (11-30-17)
Had 50 Rebounds:	52 - vs. Stephen F. Austin (12-20-18)
Had 20 Offensive Rebounds:	23 - vs. Sacramento State (12-19-18)
Had 25 Assists:	25 - vs. SJSU (2-3-18)
Had 20 Turnovers:	23 - vs. UNLV (1-23-19)
Had Less Than 10 Turnovers:	7 - vs. Wyoming (3-6-18)
Had 10 Steals:	10 - vs. UNLV (1-23-19)
Had 10 Blocks:	11 - vs. San Diego State (1-16-19)
Had Two 20-Point Scorers:	vs. UNLV (1-23-19) Jaisa Nunn (26) and Jayla Everett (23)
Had Three 20-Point Scorers:	at Fresno St. (3-2-18) Tessa Buck (30), Jaisa Nunn (22) and Cherise Beynon (22)
Had 6 Double-Digit Scorers:	Never
Had 5 Double-Digit Scorers:	at Utah St. (2-14-18)
Had No Double-Digit Scorers:	Northern Arizona (12-31-14)
Had Two 10+ Rebounders:	vs. Oklahoma (11-28-18) Jaisa Nunn (10) and Nike McClure (10)
Scored 50 Points In 1st Half:	54 - vs. Lamar (12-20-17)
Scored 50 Points In 2nd Half:	53 - vs. Texas State (11-9-18)
Scored 60 Points in a 2nd Half:	63 - vs. Illinois (11-26-17)
Scored 20 Or Fewer Points In 1st Half:	17 - at Colorado St. (2-22-17)
Scored 20 Or Fewer Points In 2nd Half:	19 - at Marquette (12-21-16)
Lowest Pts Scored in Quarter:	2 - vs. Tulsa (11-25-16)
Failed To Make a 3FG:	at UNLV (1-11-17)
Defeated a Ranked Team:	W, 88-87 vs. No. 16 Marquette (11-13-17)
Lost To a Ranked Team:	L, 49-48 vs. No. 25 CSU (2-24-16)
Won an OT Game:	W, 80-77 vs. UNLV (1-23-19)
Lost an OT Game:	L, 80-86 vs. Boise St. (2-12-14)
Won a 2OT Game:	W, 89-85 at Houston (11-24-18)
Lost a 2OT Game:	L, 69-65 vs. Fresno St. (1-2-16)

As An Individual

Had a Triple-Double:	Aisia Robertson (28 pts, 11 rebs, 11 assists) at Houston (11-24-18)
Had a Double-Double (Pts/Reb):	Jaisa Nunn (26 pts, 12 reb) vs. UNLV (1-23-19)
Had a Double-Double (Pts/Asst):	Aisia Robertson (10 pts & 12 asts) vs. Hartford (11-18-18)
Had a Double-Double (Reb/Asst):	vs. Fairleigh Dickinson (11-12-16) Cherise Beynon (13 reb, 10 asts)
Scored 20+ Pts with 10+ Rebs:	Jaisa Nunn (26 pts, 12 reb) vs. UNLV (1-23-19)
Scored 30 Points:	Ahlise Hurst (39) vs. Oklahoma (11-28-18)
Scored 40 Points:	Cherise Beynon (41) at SDSU (1-20-18)
Scored 30 Points (MW Only):	Tessa Buck (30) at Fresno St. (3-2-18)
Scored 40 points (MW Only):	Cherise Beynon (41) at San Diego St. (1-20-18)
Had 20 Rebounds:	Richelle van der Keijl (20) vs. New Mexico St. (11-15-16)
Had 15 Rebounds:	Jaisa Nunn (17) vs. Lamar (12-20-17)
Had 15 Assists:	Aisia Robertson (16) vs. Oklahoma (11-28-18)
Had 5 Steals:	Aisia Robertson (5) vs. San Diego State (1-16-19)
Had 5 Blocks:	Nike McClure (5) vs. San Diego State (1-16-19)

OVERTIME THRILLER AGAINST UNLV

In their most-recent game, the Lobos avenged their first conference loss of the season as they knocked off UNLV in overtime inside The Pit. The game was forced into OT as the Lady Rebels banked in a long distance three-pointer with just over three seconds left in regulation. In the extra period, play remained tight and with 5.3 seconds to go, **JAIISA NUNN** scored the game-winning bucket and converted an and-one opportunity to give the Lobos an 80-77 win.

WINNING AT WYOMING

Having lost the last six meetings against Wyoming, the Lobos flipped the script on the Cowgirls and ended that streak with a thrilling 78-75 win on the road this past Saturday. It was the first win overall against the Cowgirls for head coach **MIKE BRADBURY**, and it was also the first win in Laramie for the program since the 2014-15 season.

In coming away with the win, the Lobos recorded their second-highest overall field goal percentage and logged their best three-point percentage of the season against the Cowgirls. Redshirt junior guard **AISIA ROBERTSON** was a key cog in the win as she went on a late personal 7-0 run that gave the Lobos a lead they wouldn't relinquish. The loss for the Cowgirls was the first at home this season.

BALANCED SCORING

The Lobos have played 18 games this season and have shown that their offensive production can come from a number of different places on any given game. Thus far, the Lobos have had six different leading scorers. Two of those have been efforts off the bench by **JAEEDYN DE LA CERDA** and **MADI WASHINGTON**. An even more impressive note on the balanced scoring is the fact that the Lobos have had the same leading scorer in consecutive games just twice this year. Each time it has been **AISIA ROBERTSON** (vs. NMSU (23 pts), 12-1-18; UTEP (20 pts), 12-5-18 & vs. San Diego St. (19 pts, 1/16/19; at Wyoming (24 pts), 1/19/19).

ASSISTS BY AISIA

In 18 games, redshirt junior **AISIA ROBERTSON** has been an assist machine. With 132 total assists currently, Robertson has not had fewer than four dimes in a game, and against Oklahoma, Robertson set a new single-game record with 16 assists. Her assists per game are currently fifth in NCAA DI while her total assists are also ranked fifth.



UNIVERSITY OF NEW MEXICO

2018-19 WOMEN'S BASKETBALL



BLOCK PARTY HOSTED BY MCCLURE

Length and athleticism were projected to be a newfound strength of the 2018-19 Lobos and thus far, senior transfer **NIKE MCCLURE** has exemplified that on the court. In the season-opener against Texas State, McClure blocked six shots on her own as the Lobos would end the night with a new school-record 16. Against Oklahoma, McClure swatted nine shot attempts by the Sooners to set a new single-game high for herself as a Lobo. McClure's 50 total blocked shots is currently eighth in DI, while her 2.8 blocks per game is 11th in the country. As a team, the Lobos are second in the country in blocked shots per game.

NUNN'S CLIMB UP THE ALL-TIME SCORING LIST

Senior center **JAIISA NUNN** became the 22nd player in school history to score 1,000-career points at the end of her junior season. She ended that year 19th on the all-time scoring list. In her senior season, Nunn has the chance to climb the ranks even higher. She is currently 9th with 1,306 points.

CLEANING THE GLASS

Already a 1,000-point career scorer and climbing up the all-time ranks at UNM, **JAIISA NUNN** is also climbing the all-time list for rebounding at UNM. The program record for the most rebounds in a career is 982 held by Carol Moreland. Nunn currently ranks 3rd with 806. Now that she has eclipsed 800 rebounds, Nunn is one of three players all-time with over 1,000-career points and 800-career rebounds.

BACK-2-BACK-2-BACK MW POW

For the second time in as many seasons, the University of New Mexico women's basketball team has had three-straight Mountain West Player of the Week honorees. Last season, the Lobos were the first to achieve such as feat since San Diego State did in 2008-09 as **CHERISE BEYNON**, **JAIISA NUNN**, and **TESHA BUCK** claimed the first three weekly conference awards.

This year, **NUNN** started the run of MW Player of the Week honors as she had a monster double-double in UNM's 72-65 win over Hartford. In that game, Nunn scored 32 points and hauled in 11 rebounds.

A week later, **AISIA ROBERTSON** matched that double-double and even added to it by posting a triple-double in the Lobos' 89-84 double OT win at Houston. In that game, Robertson scored 28 points and had 11 rebounds and 11 assists.

Most-recently, **AHLISE HURST** garnered the award as she averaged 25.0 ppg and buried 12 three-pointers in UNM's home wins against Oklahoma and New Mexico State. In the game against the Sooners, Hurst exploded for 39 points to set a new UNM and MW record for most points scored in a game by a freshman.

LAST TIME IT HAPPENED (OPP)

As A Team

Scored 100 Points:	105 - at Oklahoma (12-16-17)
Scored 90 Points:	91 - at Boise State (2-7-18)
Scored Less Than 50 Points:	48 - vs. Colorado State (2-28-18)
Scored Less Than 40 Points:	33 - vs. Stephen F. Austin (12-20-18)
Shot 50% Or Better:	50.8% (32-63) - vs. TCU (3-22-18)
Shot Less Than 30%:	19.3% (11-57) - vs. Stephen F. Austin (12-20-18)
Shot 50% 3FG Or Better:	50.0% (10-20) - vs. Wyoming (2-21-18)
Shot Less Than 20% 3FG:	13.3% (2-15) - at UNLV (1-9-19)
Made 15 3-Pointers:	15 - at Oklahoma (12-16-17)
Shot 90% On FTs (10 or more):	91.7% (11-12) - at Wyoming (1-19-19)
Shot Less Than 50% On FTs:	36.4% (4-11) - at New Mexico State (12-15-18)
Had 50 Rebounds:	50 - vs. Oklahoma (11-28-18)
Had 20 Offensive Rebounds:	22 - vs. Lamar (12-20-17)
Had 25 Assists:	28 - at SDSU (1-20-18)
Had 30 Turnovers:	30 - vs. Northern New Mexico (11-15-17)
Had Less Than 10 Turnovers:	9 - vs. Wyoming (3-8-18)
Had 10 Steals:	12 - vs. UNLV (1-23-19)
Had 10 Blocks:	10 - vs. Utah State (2-10-16)
Had Two 20-Point Scorers:	at Boise State (2-7-18) Marta Hermida (26), Riley Lupfer (20)
Had 6 Double-Digit Scorers:	Baylor (1-4-95)
Had 5 Double-Digit Scorers:	vs. Navy (12-10-17)
Had No Double-Digit Scorers:	Stephen F. Austin (12-20-18)
Had Two 10+ Rebounders:	Saint Mary's (3-15-18) Sydney Raggio (12), Megan McKay (10), Stella Beck (10)
Scored 50+ Points In 1st Half:	56 - at Oklahoma (12-16-17)
Scored 50+ Points In 2nd Half:	50 - Saint Mary's (3-15-18)
Scored 20 Or Less Points In 1st Half:	9 - vs. Stephen F. Austin (12-20-18)
Scored 20 Or Less In 2nd Half:	19 - vs. Sacramento State (12-19-18)
Failed To Make a 3FG:	0-1 by San Diego State (2-18-15)

As An Individual

Had a Double-Double (Pts/Reb):	Katie Powell (22 pts, 11 reb) vs. UNLC (1-23-19)
Had a Double-Double (Pts/Asst):	Mindy Bonham (17 pts & 10 assts) BYU (3-1-11)
Had a Double-Double (Pts/Steals):	Jasmyne Harris (28 pts & 10 steals) at Houston (11-28-18)
Had 20+ Points & 10+ Rebounds:	Katie Powell (22 pts, 11 reb) vs. UNLV (1-23-19)
Scored 30 Points:	Erica Ogwumike (31) - vs. Rice (3-20-18)
Scored 30 Points (MW Only):	Candice White (32) - at Fresno State (3-2-18)
Had 20 Rebounds:	Kaylee Johnson (22) - No. 1 Stanford (11-24-14)
Had 15 Rebounds:	Alyssa Okoene (19) - at Houston (11-24-18)
Had 10 Assists:	Geena Gomez (11) - at SDSU (1-20-18)
Had 5 Steals:	Jasmyne Harris (10) - at Houston (11-24-18)
Had 5 Blocks:	Zayn Dornstauder (5) - vs. San Diego State (1-16-19)



UNIVERSITY OF NEW MEXICO

2018-19 WOMEN'S BASKETBALL



LOBOS RECORD WHEN...

	Overall	In MW
Overall	16-2	6-1
At home	11-1	4-0
On the road	5-1	2-1
At neutral sites	0-0	0-0
After a win	13-2	4-1
After a loss	2-0	1-0
In overtime	2-0	1-0
vs. ranked opponents	0-0	0-0
Games decided by 1-4 points	4-1	3-0
Games decided by 5-9 points	3-1	1-1
Games decided by 10-19 points	2-0	1-0
Games decided by 20+ points	7-0	1-0
Leading after Q1	10-1	4-1
Trailing after Q1	6-1	2-0
Tied after Q1	0-0	0-0
Leading at half	16-1	6-1
Trailing at half	0-1	0-0
Tied at half	0-0	0-0
Leading after Q3	15-0	6-0
Trailing after Q3	1-2	0-1
Tied after Q3	0-0	0-0
Shooting 50% or better	2-0	1-0
Shooting between 40-49.9%	10-0	3-0
Shooting less than 40%	4-2	2-1
Opponent shoots 50% or better	0-0	0-0
Opponent shoots b/w 40-49.9%	5-2	3-1
Opponent shoots b/w 30-39.9%	7-0	3-0
Opponent shoots less than 30%	4-0	0-0
UNM higher FG%	13-0	4-0
Opponent higher FG%	3-2	2-1
FG% Tied	0-0	0-0
UNM outrebounds	11-0	2-0
Opponent outrebounds	5-2	4-1
Rebounds tied	0-0	0-0
UNM more made free throws	9-0	3-0
Opponent more made free throws	4-2	3-1
Made free throws tied	3-0	0-0
UNM 3FG% higher	8-1	4-1
Opponent 3FG% higher	8-1	2-0
3FG% tied	0-0	0-0
UNM has more fouls	9-1	3-1
Opponent has more fouls	6-0	3-0
Fouls are tied	1-1	0-0
UNM more turnovers	5-1	2-1
Opponent more turnovers	11-1	4-0
Turnovers tied	0-0	0-0
Scoring less than 50 points	0-0	0-0
Scoring 50-59 points	0-1	0-1
Scoring 60-69 points	2-0	1-0
Scoring 70-79 points	7-1	4-0
Scoring 80-89 points	7-0	1-0
Scoring 90-99 points	0-0	0-0
Scoring 100+ points	0-0	0-0
Allowing 40 points or less	1-0	0-0
Allowing 41-49 points	0-0	0-0
Allowing 50-59 points	8-0	2-0
Allowing 60-69 points	3-1	2-1
Allowing 70-79 points	2-1	2-0
Allowing 80-89 points	2-0	0-0
Allowing 90+ points	0-0	0-0
In November	4-1	0-0
In December	6-0	0-0
In January	6-1	6-1
In February	0-0	0-0
In March	0-0	0-0

HURST SETS FRESHMAN SCORING RECORD

In just her fifth collegiate game and making her second start as a Lobo, true freshman **AHLISE HURST** etched her name in the UNM and Mountain West women's basketball record books against Oklahoma as she set a new freshman record for points in a game with 39. The previous record was 35 points by **YVONNE MCKINNON** against Adams State in 1982.

Hurst, who had been averaging 5.8 ppg heading into the contest, heated up quickly as she surpassed her previous single-game high in scoring in just the first quarter as she had 12 points. For the game Hurst's 39 points came on 14-of-24 shooting overall and 9-of-17 from three-point range.

Her nine three's are the second-most makes from long distance in a game in school history.

3-X-1

In UNM's road game at Houston, redshirt junior point guard **AISIA ROBERTSON** did something only three other Lobo women's basketball players have done, and that's post a triple-double in a game. It was the seventh overall in program history and the first in the career of Robertson. Former players **CHERISE BEYNON** (3 times), **CAROL MORELAND** (twice) and **JEAN ROSTERMUNDT** account for the other six instances.

LOBOS PICKED 5TH IN PRESEASON MW POLL

The Mountain West recently released its annual preseason predicted order of finish ahead of the 2018-19 women's basketball season and UNM was picked fifth behind preseason favorite Boise State, UNLV, Fresno State and Wyoming. The Lobos were just eight points back of Wyoming as UNM garnered 150 points in the rankings.

NUNN NAMED PRESEASON ALL-MW

Senior center **JAISA NUNN** continues to solicit a lot of preseason attention and deservedly so based off of her stellar junior season. The most-recent accolade to come Nunn's way is inclusion on the 2018-19 Preseason All-Mountain West Team.

NUNN LIKE HER

JAISA NUNN set herself apart from many of her counterparts last season as the rising senior was the lone player in the Mountain West to average a double (points/rebounds). In her junior campaign, Nunn was the team's leading scorer and ranked second in the MW with 17.0 ppg while also topping the team and league in rebounds at 10.2



UNIVERSITY OF NEW MEXICO

2018-19 WOMEN'S BASKETBALL



NUNN NAMED TO LISA LESLIE WATCH LIST

Prior to the 2018-19 season tipoff, UNM senior **JAYSA NUNN** been named to the preseason watch list for the 2019 Lisa Leslie Award. Entering its second year and named after the three-time All-American and 1994 National Player of the Year, the Lisa Leslie Award recognizes the top centers in women's NCAA Division I college basketball and is a part of the larger Naismith Starting 5, honoring the best players at each position. Nunn is among 20 to be on the initial watch list, and is one of two from the Mountain West.

YOUNG TALENT AROUND

Only one starter from the 2017-18 team returns this season for the Lobos, leaving a significant amount of playing time. While the Lobos do return seven letter-winners from last year, they also hauled in a highly-touted recruiting class that was ranked as high as No. 19 by ESPNW. Among that class, the Lobos inked four prospects that were rated at least 3-Star by ESPNW. The highest ranked among that incoming freshman class was **JAYLA EVERETT**. The St. Louis native was ranked the No. 27 guard and 94th overall in the 2018 class.

Outside of Everett, the Lobos will benefit from the services of fellow incoming freshmen **QUINCY NOBLE**, **BRE'ASISAJAH MATHEWS**, **AHLISE HURST** and **SHAIQUEL MCGRUDER**.

IMPACT TRANSFERS

In looking to replace the starters from last year, the Lobos also turned to transfers and added three DI transfers over the summer. New to the program are **NIKE MCCLURE** (Washington State), **NAJALA HOWELL** (UTEP), and **BRIDE KENNEDY-HOPOATE** (Iowa State). That trio joins Kansas-transfer **ASIA ROBERTSON**, who will be eligible to play this season after sitting out last season. Only McClure will eligible to play this season as a graduate transfer while Kennedy-Hopoate and Howell will sit this season as Robertson did last year.

THERE'S NO PLACE LIKE HOME

Dreamstyle Arena - The Pit is nationally recognized as one of the top basketball venues for college basketball. Need proof?! How about Sports Illustrated ranking it as one of the Top-20 sporting venues, of any sport, in the world for the 20th century!

Yes, The Pit is truly a special place, and it has created an unparalleled environment for the New Mexico women's basketball program over the years. The Lobos have led the Mountain West in attendance every year of the conference's existence since the 1999-00 season. Additionally, during that same span, the program has ranked in the Top-20 nationally in attendance in each of those years.

Wanna talk records?! The UNM women's basketball team is an impressive 405-205 at home all-time, a winning percentage of .664 heading into the 2018-19 season. This year, they are 11-1 at Dreamstyle Arena - The Pit.

LOBOS FROM NEAR AND FAR

The Lobo women's basketball roster has a mixture of athletes from near and far on its 2018-19 roster. The Lobos have players from eight different states and two by way of the international route. The Lobos feature players from California, Florida, Indiana, Missouri, New Mexico, Ohio, Texas and Washington. Additionally, the Lobos have a pair of players from "Down Under" in Australia.

UNM STARTING LINEUPS (GAME)

Game	G	G	G	F	C
11/9 Texas St.	Robertson	De La Cerda	Everett	McClure	Nunn
11/11 Auburn	Robertson	De La Cerda	Everett	McClure	Nunn
11/18 Hartford	Robertson	De La Cerda	Everett	McClure	Nunn
11/24 at Houston	Robertson	Hurst	Everett	McClure	Nunn
11/28 Oklahoma	Robertson	Hurst	Everett	McClure	Nunn
12/1 NMSU	Robertson	Hurst	Everett	McClure	Nunn
12/5 UTEP	Robertson	Hurst	Everett	McClure	Nunn
12/8 at NAU	Robertson	Hurst	Everett	McClure	Nunn
12/15 at NMSU	Robertson	Hurst	Everett	McClure	Nunn
12/19 Sacramento St.	Robertson	Hurst	Everett	McClure	Nunn
12/20 Stephen F. Austin	Robertson	Hurst	Everett	McClure	Nunn
12/29 at Long Beach St.	-----	-----	Canceled	-----	-----
1/2 Air Force	Robertson	Hurst	Everett	McClure	Nunn
1/5 at Nevada	Robertson	Hurst	Everett	McClure	Nunn
1/9 at UNLV	Robertson	Hurst	Everett	McClure	Nunn
1/12 Colorado St.	Robertson	Hurst	Everett	McClure	Nunn
1/16 San Diego St.	Robertson	Hurst	Everett	McClure	Nunn
1/19 at Wyoming	Robertson	Hurst	Everett	McClure	Nunn
1/23 UNLV	Robertson	Hurst	Everett	McClure	Nunn
1/26 at Utah St.					
2/2 Fresno St.					
2/6 at San Diego St.					
2/9 Nevada					
2/13 at San Jose St.					
2/16 at Fresno St.					
2/20 Utah St.					
2/27 San Jose St.					
3/2 at Colorado St.					
3/4 at Boise St.					
3/7 Wyoming					

UNM STARTING LINEUPS (RECORD)

Robertson, De La Cerda, Everett, McClure, Nunn..... 2-1
Robertson, Hurst, Everett, McClure, Nunn.....14-1



UNIVERSITY OF NEW MEXICO

2018-19 WOMEN'S BASKETBALL



WBCA TOP-25 (AS OF 1/22/19)

#	School (1st-place votes)	Rec.	LW
1.	Notre Dame (26)	18-1	1
2.	Connecticut (4)	16-1	2
3.	Baylor (2)	15-1	3
4.	Louisville	17-1	4
5.	Oregon	17-1	5
6.	Mississippi State	17-1	6
7.	Stanford	16-1	7
8.	North Carolina State	18-0	8
9.	Marquette	16-3	13
10.	Maryland	16-2	9
11.	Oregon State	15-3	10
12.	Kentucky	16-3	15
13.	Texas	15-3	11
14.	Syracuse	15-3	12
15.	Iowa	14-4	18
16.	Arizona State	13-5	16
17.	Gonzaga	17-2	14
18.	Rutgers	15-3	23
19.	Florida State	16-2	21
20.	South Carolina	13-5	20
21.	Michigan State	13-5	22
22.	Iowa State	14-4	19
23.	Miami (Fla.)	16-4	NR
24.	Utah	16-1	NR
25.	Texas A&M	14-4	NR

Others receiving votes: California (12-5) 35; Drake (13-4) 35; Central Florida (16-2) 31; Missouri (15-5) 26; Tennessee (12-6) 24; DePaul (13-6) 16; **NEW MEXICO (15-2) 10**; UAB (17-2) 9; South Dakota (17-3) 7; Purdue (14-6) 6; Minnesota (13-5) 4; Central Michigan (13-4) 3; Alabama (10-9) 1; **Boise State (14-2) 1**; Butler (16-2) 1; Clemson (14-5) 1; Troy (14-3) 1.



AP TOP-25 (AS OF 1/21/19)

#	School (1st-place votes)	Pts.	LW
1	Notre Dame (22)	735	1
2	Baylor (7)	713	T-2
3	Connecticut (1)	703	T-2
4	Louisville	651	4
5	Oregon	623	5
6	Stanford	608	6
7	Mississippi State	578	7
8	North Carolina State	549	8
9	Oregon State	472	10
10	Marquette	460	14
11	Maryland	442	9
12	Texas	376	11
13	Syracuse	358	12
14	Rutgers	343	T-20
15	Kentucky	331	16
16	Arizona State	265	19
17	Iowa	261	22
18	Gonzaga	258	13
19	South Carolina	245	15
20	Iowa State	145	18
21	Utah	138	NR
22	Florida State	134	NR
23	Michigan State	109	17
24	Texas A&M	45	NR
25	Missouri	43	NR

Others receiving votes: BYU 32; Tennessee 23; Minnesota 21; Drake 20; UCF 20; South Dakota 11; Clemson 11; California 9; DePaul 8; Miami 6; **Boise State 3**; Indiana 1..





UNIVERSITY OF NEW MEXICO

2018-19 WOMEN'S BASKETBALL



PRONUNCIATION GUIDE

2	BRE'ASIAJAH Matthews.....	Bre-Asia
3	AHLISE Hurst.....	AH-lease
12	BRIDE Kennedy-HOPOATE... ..	Bride-EE (Hop-o-ate)
13	SHAIQUEL McGruder.....	Shy-kell
14	NAJALA Howell.....	Nah-Juh-La
23	JAEDYN De La Cerda.....	JAY-dun
44	JAISA Nunn.....	JAY-suh

BY ELIGIBILITY

Seniors (4)

11	Emily Lines.....	G
21	Nike McClure.....	F
24	Erica Moore.....	C
44	Jaisa Nunn.....	C

Juniors (3)

12	Bride Kennedy-Hopoate.....	F
14	Najala Howell.....	G
15	Aisia Robertson.....	G

Sophomores (3)

23	Jaedyn De La Cerda.....	G
32	Antonia Anderson.....	G/F
35	Madi Washington.....	PG

Freshmen (5)

1	Quincy Noble.....	G
2	Bre'Asiah Mathews.....	F
3	Ahlise Hurst.....	G/F
4	Jayla Everett.....	G
13	Shaiquel McGruder.....	F

HOME STATE

California (1)

15	Aisia Robertson.....	G
----	----------------------	---

Florida (1)

11	Emily Lines.....	G
----	------------------	---

Indiana (1)

24	Erica Moore.....	C
----	------------------	---

Missouri (1)

4	Jayla Everett.....	G
---	--------------------	---

New Mexico (1)

23	Jaedyn De La Cerda.....	G
----	-------------------------	---

Ohio (1)

13	Shaiquel McGruder.....	F
----	------------------------	---

Texas (5)

1	Quincy Noble.....	G
2	Bre'Asiah Mathews.....	F
14	Najala Howell.....	G
32	Antonia Anderson.....	G/F
35	Madi Washington.....	G

Washington (2)

21	Nike McClure.....	F
44	Jaisa Nunn.....	C

INTERNATIONAL

3	Ahlise Hurst (Australia).....	G/F
12	Bride Kennedy-Hopoate (Australia).....	F

NUMERICAL ROSTER

#	NAME	POS	HT	YR	EXP.	HOMETOWN (LAST SCHOOL/TEAM)
1	Quincy Noble	G	5-10	Fr.		McKinney, Texas (McKinney HS)
2	Bre'Asiah Mathews	F	6-0	Fr.		Garland, Texas (Lakeview Centennial HS)
3	Ahlise Hurst	G/F	5-9	Fr.		Bendigo, Australia (Bendigo Senior-Secondary)
4	Jayla Everett	G	5-10	Fr.		St. Louis, Mo. (Kirkwood HS)
11	Emily Lines	G	6-1	Sr.		Naples, Fla. (First Baptist Academy)
12	Bride Kennedy-Hopoate	F	6-4	RsJr.		Brisbane, Australia (Iowa State)
13	Shaiquel McGruder	F	6-0	Fr.		Trotwood, Ohio (Trotwood-Madison HS)
14	Najala Howell	G	5-10	RsJr.		DeSoto, Texas (UTEP)
15	Aisia Robertson	G	5-8	RsJr.		San Francisco, Calif. (Kansas)
21	Nike McClure	F	6-3	Sr.		Tenino, Wash. (Washington State)
23	Jaedyn De La Cerda	G	5-6	So.		Roswell, N.M. (Roswell HS)
24	Erica Moore	C	6-2	R-Sr.		Fishers, Ind. (Purdue)
32	Antonia Anderson	G/F	6-2	So.		Cibolo, Texas (Byron P. Steele II HS)
35	Madi Washington	PG	5-9	So.		Red Oak, Texas (Red Oak HS)
44	Jaisa Nunn	C	6-3	Sr.		Kirkland, Wash. (Juanita HS)

COACHING STAFF

Head Coach

Mike Bradbury (Third Season, UT-Chattanooga, 1993)

Assistant Coach

Valerie King (Third Season, Cincinnati, 2004)

Assistant Coach

Bill Ferrara (Second Season, Florida, 2003)

Assistant Coach

Symone Denham (First Season, Wright State, 2016)

Director of Operations

Vera Jo Bustos (Fifth Season, Adams State, 2011)

Video Coordinator

Cheyne Dorsey (First Season, New Mexico, 2016)

Athletic Trainer

Andrea Quintana

Athletic Performance

Jeremy Golden

Athletic Communications

Daniel Gallegos

STARTERS RETURNING (1)

No.	Name	Pos.	Cls.	Pts.	Reb.	Ast.	FG%	FT%
44	Jaisa Nunn	C	Sr.	17.0	10.2	15	.637	.809

OTHER LETTERWINNERS RETURNING (5)

No.	Name	Pos.	Cls.	Pts.	Reb.	Ast.	FG%	FT%
11	Emily Lines	G	Sr.	1.8	1.1	3	.429	.857
23	Jaedyn De La Cerda	G	So.	1.8	0.5	2	.400	.833
24	Erica Moore	C	RsSr.	0.8	0.4	--	.600	1.000
32	Antonia Anderson	F	So.	4.1	3.0	5	.571	.600
35	Madi Washington	G	So.	6.4	1.8	27	.381	.789

STARTERS LOST (4)

No.	Name	Pos.	Cls.	Pts.	Reb.	Ast.	FG%	FT%
0	Cherise Beynon	G	Sr.	16.9	5.9	243	.388	.760
2	Tesha Buck	G	Sr.	14.6	4.6	117	.424	.833
3	N'Dea Flye	PG	Fr.	6.1	3.8	84	.291	.564
4	Alex Lapeyrolerie	G	RsSr.	10.8	4.4	28	.363	.889

OTHER LETTERWINNERS LOST (3)

No.	Name	Pos.	Cls.
10	Jasmine Smith	G	Fr.
22	Mykiel Burleson	G	So.
25	Laneah Bryan	G	Sr.

NEWCOMERS (8)

No.	Name	Pos.	Exp.
1	Quincy Noble	G	HS
2	Bre'Asiah Mathews	F	HS
3	Ahlise Hurst	G/F	HS
4	Jayla Everett	G	HS
12	Bride Kennedy-Hopoate	F	TR
13	Shaiquel McGruder	F	HS
14	Najala Howell	G	TR
21	Nike McClure	F	TR



UNIVERSITY OF NEW MEXICO

2018-19 WOMEN'S BASKETBALL



MIKE BRADBURY | @COACHBRADBURY

RECORD AT UNM: 56-28 (3RD SEASON)

CAREER RECORD: 234-145 (12TH SEASON)

NOTEWORTHY :

- Named the sixth head coach in program history on March 31, 2016
- Led UNM to 25 wins in 2017-18; tied for second-most wins in program history
- Spent six years at Wright State (2010-16) and went 128-73 for the Raiders
- Most single-season wins in Wright State history (26)
- Five 20-win seasons at Wright State with five postseason appearances

MIKE BRADBURY enters his third season as head coach for The University of New Mexico women's basketball team. In his previous two seasons at the helm, Bradbury has guided the Lobos to a 40-26 overall record. Over half of that win total occurred last season as Bradbury's 2017-18 squad went 25-11.

At UNM, Bradbury has coached five All-Mountain West performers with Cherise Beynon, Jaisa Nunn, and Richelle van der Keijl making the All-Mountain West Team. Additional Mountain West plaudits earned under Bradbury have seen Beynon be named to the All-Defensive Team, Mykiel Burleson selected to the All-Freshman Team and van der Keijl and Tesha Buck named the Mountain West Newcomer of the Year in consecutive seasons.

This past season, year two under Bradbury, saw the Lobos have a breakout season, especially offensively as they ended the 2017-18 season averaging 80.4 points per game while also posting an impressive +9.7 scoring margin. Both marks led the Mountain West and the point-per-game total was 16th-best in NCAA DI last season.

A significant reason for the jump in offensive production was the fact that the Lobos were one of the most potent three-point shooting threats in the country. For the season, the Lobos attempted the eighth-most overall trifectas in DI hoisting 932 long distance shots. Successful 34% of the time, the Lobos made the 11th most 3's burying 319.

Prior to coming to Albuquerque, Bradbury built a successful

nine year run as a Division-I head coach with stops at Morehead State (Morehead, Ky.) and Wright State (Dayton, Ohio). Most recently with the Raiders, Bradbury led his squad to five 20-win seasons, including each of his final three seasons. During that time, Wright State has amassed a 75-28 record, the best amongst the 13 Division I programs in the state of Ohio.

Overall at Wright State, Bradbury had five winning seasons, all of which were 20-win seasons, in six years - a feat made all the more remarkable as Wright State had just one winning season in the previous 22 before his arrival. In the previous 37 seasons of women's basketball at Wright State, the Raider program had tallied 20 wins just once before Bradbury led the team to 20 wins in five of his six seasons.

His most prominent three-year run at Wright State started in 2013-14, when the Raiders won a school-record 26 games on the way to a 26-9 season and the program's first-ever appearance in the NCAA Tournament. That season saw the Raiders finish second in the Horizon League and win its first Horizon League Tournament. It also featured the program's first road win at perennial league power Wisconsin-Green Bay. Kim Demmings was named the Horizon League Player of the Year and Tournament MVP, and it marked the first time in school history the program had a pair of first team All-Conference selections.

He followed up that by earning Horizon League Coach of the Year in 2014-15 after a 25-9 season that saw his squad lose its Horizon League Preseason Player of the Year less than two





UNIVERSITY OF NEW MEXICO

2018-19 WOMEN'S BASKETBALL



minutes into the season opener. The Raiders just missed a second straight NCAA Tournament appearance, falling in overtime in the conference championship game. The team did make its first appearance in the Women's NIT as the league's automatic qualifier, and in 2015-16, the team made it back-to-back WNIT appearances after a 24-11 season, earning the program's first at-large bid.

Those three seasons are the three winningest seasons in the history of Wright State women's basketball.

In his first two seasons at Wright State, he led the team to a 20-13 campaign and a 21-13 mark and berths in the Women's Basketball Invitational, the first NCAA Division I postseason berths for the program. Overall, Bradbury has coached three Horizon League Players of the Year (all in his last three seasons), six first-team All-Horizon League players, three second-team members and four All-Freshman team members.

Prior to his time at Wright State, Bradbury was the head coach at Morehead State where he led the Division I program to a 50-44 mark in three seasons, including a watershed 22-11 season, which was the second-most wins in Morehead State history and the most wins by the Eagles in the previous 38 years.

At Morehead State he coached one Ohio Valley Conference Player of the Year, along with one first-team All-OVC pick (two seasons) and three second-team All-OVC picks.

Bradbury also spent time as an assistant coach at Xavier (2002-06), Cincinnati (1996-02), VCU (1995-96), East Tennessee State (1994-95) and Chattanooga (1991-94). In his 27 seasons as an assistant and as a head coach, Bradbury has had 25 winning seasons.

THE BRADBURY FILE

EDUCATION

UT-Chattanooga - B.S. Recreation (1993)

COACHING EXPERIENCE

1991-93	Student Assistant	Chattanooga
1993-94	Assistant Coach	Chattanooga
1994-95	Assistant Coach	East Tennessee
1995-96	Assistant Coach	VCU
1996-02	Assistant Coach	Cincinnati
2002-07	Assistant Coach	Xavier
2007-10	Head Coach	Morehead State
2010-16	Head Coach	Wright State
2016-pres.	Head Coach	New Mexico

HEAD COACHING RECORD

2007-10	Morehead State	50-44 (.532)
2010-16	Wright State	128-73 (.637)
2016-pres.	New Mexico	56-28 (.667)
11 years		234-145 (.617)

CAREER HEAD COACHING YEAR-BY-YEAR

2007-08	11-19 (9-11)	Morehead State
2008-09	17-14 (11-7)	Morehead State
2009-10	22-11 (14-4)	Morehead State
2010-11	20-13 (11-7)	Wright State
2011-12	21-13 (12-6)	Wright State
2012-13	12-18 (6-10)	Wright State
2013-14	26-9 (12-4)	Wright State
2014-15	25-9 (12-4)	Wright State
2015-16	24-11 (12-6)	Wright State
2016-17	15-15 (10-8)	New Mexico
2017-18	25-11 (10-8)	New Mexico
2018-19	16-2 (6-1)	New Mexico
Total	234-145 (143-76)	



UNIVERSITY OF NEW MEXICO

2018-19 WOMEN'S BASKETBALL



QUINCY NOBLE
G | 5-10 | FR.
MCKINNEY, TEXAS



BRE'ASIAJAH MATHEWS
F | 6-0 | FR.
GARLAND, TEXAS



AHLISE HURST
G | 5-9 | FR.
BENDINGO, AUSTRALIA



JAYLA EVERETT
G | 5-10 | FR.
SAINT LOUIS, MO.



EMILY LINES
G | 6-1 | SR.
NAPLES, FLA.



BRIDE KENNEDY-HOPOATE
F | 6-4 | RSJR.
BRISBANE, AUSTRALIA



SHAIQUEL MCGRUDER
F | 6-0 | FR.
TROTWOOD, OHIO



NAJALA HOWELL
G | 5-10 | RSJR.
DE SOTO, TEXAS



AISIA ROBERTSON
G | 5-8 | RSJR.
SAN FRANCISCO, CALIF.



NIKE MCCLURE
F | 6-3 | SR.
TENINO, WASH.



JAEDYN DE LA CERDA
G | 5-6 | SO.
ROSWELL, N.M.



ERICA MOORE
C | 6-2 | R-SR.
FISHERS, IND.



ANTONIA ANDERSON
G/F | 6-2 | SO.
CIBOLO, TEXAS



MADI WASHINGTON
PG | 5-9 | SO.
RED OAK, TEXAS



JAISA NUNN
C | 6-3 | SR.
KIRKLAND, WASH.

COACHING STAFF




MIKE BRADBURY
HEAD COACH
THIRD SEASON



VALERIE KING
ASSISTANT COACH
THIRD SEASON



BILL FERRARA
ASSISTANT COACH
SECOND SEASON



SYMONE DENHAM
ASSISTANT COACH
FIRST SEASON



VERA JO BUSTOS
DIR. OF OPERATIONS
FIFTH SEASON



CHEYNE DORSEY
VIDEO COORDINATOR
FIRST SEASON



UNIVERSITY OF NEW MEXICO

2018-19 WOMEN'S BASKETBALL



#1

QUINCY NOBLE

G | 5-10 | FR | McKinney, Texas (McKinney HS)



PPG	FG %	3PT %	FT %	RPG	APG	SPG	BPG	MPG
2.2	.304	.333	.875	0.7	...	0.4	0.2	6.2

NOTEWORTHY

- » Played at McKinney HS under head coach Debbie Harris
- » Helped McKinney to Bi-District Championship in 2014-15 and 2017-18
- » 6-6A District Co-Offensive Player of the Year as a senior
- » Ranked as #28 guard in the 2018 class by ESPNW
- » Averaged 17.4 ppg, 1.8 apg, 5.5 rpg, and 2.6 spg in HS

Noble's Top Performances

Points	Season	10 vs. SFA (12/20/18)
	Career	Same
FGM	Season	3 vs. SFA (12/20/18)
	Career	Same
FGA	Season	6 vs. SFA (12/20/18)
	Career	Same
3PT FGM	Season	2 vs. SFA (12/20/18)
	Career	Same
3PT FGA	Season	5 vs. SFA (12/20/18)
	Career	Same
FTM	Season	2 - done three times
	Career	Same
FTA	Season	2 - done four times
	Career	Same
Rebounds	Season	3 at Northern Arizona (12/8/18)
	Career	Same
Assists	Season	
	Career	
Blocks	Season	2 vs. Texas State (11/9/18)
	Career	Same
Steals	Season	2 vs. Air Force (1/2/19)
	Career	Same
Turnovers	Season	1 - done five times
	Career	Same
Min. Played	Season	18 vs. SFA (12/20/18)
	Career	Same

GAME-BY-GAME STATISTICS

Opponent	Date	qs	min	Total		3-Pointers		Free throws		Rebounds				pf	a	t/o	blk	stl	pts	avg
				fg-fga	pct	3fg-fga	pct	ft-fga	pct	off	def	tot	avg							
TEXAS ST.	11/09/18	6		1-3	.333	1-1	1.000	2-2	1.000	1	0	1	1.0	0	0	0	2	0	5	5.0
HARTFORD	11/18/18	7		0-1	.000	0-1	.000	0-0	.000	0	0	0	0.5	1	0	0	0	0	0	2.5
at Houston	11/24/18	12		0-1	.000	0-0	.000	1-2	.500	0	0	0	0.3	1	0	1	0	0	1	2.0
OKLAHOMA	11/28/18	4		0-1	.000	0-1	.000	0-0	.000	0	0	0	0.3	0	0	1	0	1	0	1.5
NEW MEXICO ST.	12/01/18	2		1-1	1.000	0-0	.000	0-0	.000	0	0	0	0.2	1	0	0	0	0	2	1.6
UTEP	12/05/18	2		1-1	1.000	1-1	1.000	0-0	.000	0	0	0	0.2	1	0	0	0	0	3	1.8
at Northern Arizona	12/08/18	6		0-3	.000	0-1	.000	0-0	.000	1	2	3	0.6	2	0	1	0	1	0	1.6
SACRAMENTO ST.	12/19/18	9		1-3	.333	1-3	.333	0-0	.000	0	1	1	0.6	1	0	1	0	0	3	1.8
STEPHEN F. AUSTIN	12/20/18	18		3-6	.500	2-5	.400	2-2	1.000	1	1	2	0.8	4	0	0	0	0	10	2.7
AIR FORCE	01/02/19	3		0-1	.000	0-0	.000	2-2	1.000	0	0	0	0.7	0	0	1	0	2	2	2.6
at Nevada	1/5/19	dnp		-	-	-	-	-	-	-	-	-	-	-	-	-	-	-	-	-
at UNLV	01/09/19	2		0-2	.000	0-2	.000	0-0	.000	0	0	0	0.6	2	0	0	0	0	0	2.4
at Wyoming	01/19/19	dnp		-	-	-	-	-	-	-	-	-	-	-	-	-	-	-	-	-
UNLV	01/23/19	3		0-0	.000	0-0	.000	0-0	.000	1	0	1	0.7	1	0	0	0	0	0	2.2
Totals		0	74	7-23	.304	5-15	.333	7-8	.875	4	4	8	0.7	14	0	5	2	4	26	2.2

NOBLE'S CAREER STATS AT UNM

			Total		3-Point		F-Throws		Rebounds											Scoring	
Season	gp-gs	min/avg	fg-fga	pct	fg-fga	pct	ft-fga	pct	off	def	tot	avg	pf	fo	ast	to	blk	stl	pts	avg	
2018-19	12-0	74/6.2	7-23	.304	5-15	.333	7-8	.875	4	4	8	0.7	14	0	0	5	2	4	26	2.2	
TOTAL	12-0	74/6.2	7-23	.304	5-15	.333	7-8	.875	4	4	8	0.7	14	0	0	5	2	4	26	2.2	



UNIVERSITY OF NEW MEXICO

2018-19 WOMEN'S BASKETBALL



#2

BRE'ASIAJAH MATHEWS

F | 6-0 | FR | Garland, Texas (Lakeview Centennial HS)



PPG	FG %	3PT %	FT %	RPG	APG	SPG	BPG	MPG
1.7	.417	.000	.583	2.2	0.1	0.3	0.1	5.4

NOTEWORTHY

- » Played at Lakeview Centennial HS
- » 3-star recruit and rated as the #14 win player in the 2018 class by ESPNW
- » Averaged 18.4 ppg, 9.6 rpg, and 2.9 spg as a junior
- » 3-time All-District First Team honoree
- » District MVP as a junior

Mathews' Top Performances

Points	Season	6 at Northern Arizona (12/8/18)
	Career	Same
FGM	Season	2 at Northern Arizona (12/8/18)
	Career	Same
FGA	Season	3 at Northern Arizona (12/8/18)
	Career	Same
3PT FGM	Season	
	Career	
3PT FGA	Season	1 vs. Hartford (11/18/18)
	Career	Same
FTM	Season	2 - done three times
	Career	Same
FTA	Season	4 at Northern Arizona (12/8/18)
	Career	Same
Rebounds	Season	6 at Northern Arizona (12/8/18)
	Career	Same
Assists	Season	1 vs. SFA (12/20/18)
	Career	Same
Blocks	Season	1 vs. Texas State (11/9/18)
	Career	Same
Steals	Season	1 - done three times
	Career	Same
Turnovers	Season	1 vs. Hartford (11/18/18)
	Career	Same
Min. Played	Season	11 vs. Hartford (11/18/18)
	Career	Same

GAME-BY-GAME STATISTICS

Opponent	Date	gs	min	Total		3-Pointers		Free throws		Rebounds				pf	a	t/o	blk	stl	pts	avg
				fg-fga	pct	3fg-fga	pct	ft-fga	pct	off	def	tot	avg							
TEXAS ST.	11/09/18		5	0-0	.000	0-0	.000	0-0	.000	0	1	1	1.0	1	0	0	1	0	0	0.0
HARTFORD	11/18/18		11	1-2	.500	0-1	.000	0-0	.000	0	3	3	2.0	1	0	1	0	1	2	1.0
NEW MEXICO ST.	12/01/18		8	1-2	.500	0-0	.000	0-0	.000	0	3	3	2.3	1	0	0	0	0	2	1.3
UTEP	12/05/18		5	0-0	.000	0-0	.000	0-0	.000	0	1	1	2.0	0	0	0	0	0	0	1.0
at Northern Arizona	12/08/18		7	2-3	.667	0-0	.000	2-4	.500	4	2	6	2.8	0	0	0	0	1	6	2.0
SACRAMENTO ST.	12/19/18		4	0-1	.000	0-0	.000	2-2	1.000	1	2	3	2.8	0	0	0	0	0	2	2.0
STEPHEN F. AUSTIN	12/20/18		4	1-2	.500	0-0	.000	1-2	.500	1	2	3	2.9	0	1	0	0	1	3	2.1
AIR FORCE	01/02/19		2	0-0	.000	0-0	.000	0-2	.000	0	0	0	2.5	1	0	0	0	0	0	1.9
at Nevada	1/5/19		dnp	-	-	-	-	-	-	-	-	-	-	-	-	-	-	-	-	-
SAN DIEGO ST.	01/16/19		2	0-1	.000	0-0	.000	0-0	.000	1	0	1	2.3	0	0	0	0	0	0	1.7
at Wyoming	01/19/19		6	0-1	.000	0-0	.000	2-2	1.000	1	0	1	2.2	1	0	0	0	0	2	1.7
Totals		0	54	5-12	.417	0-1	.000	7-12	.583	8	14	22	2.2	5	1	1	1	3	17	1.7

MATHEWS' CAREER STATS AT UNM

Season	gp-gs	min/avg	Total		3-Point		F-Throws		Rebounds				pf	fo	ast	to	blk	stl	Scoring	
			fg-fga	pct	fg-fga	pct	ft-fa	pct	off	def	tot	avg							pts	avg
2018-19	10-0	54/5.4	5-12	.417	0-1	.000	7-12	.583	8	14	22	2.2	5	0	1	1	1	3	17	1.7
TOTAL	10-0	54/5.4	5-12	.417	0-1	.000	7-12	.583	8	14	22	2.2	5	0	1	1	1	3	17	1.7



UNIVERSITY OF NEW MEXICO

2018-19 WOMEN'S BASKETBALL



#3

AHLISE HURST

G | 5-9 | FR | Bendigo, Australia (Bendigo Senior-Secondary)



PPG	FG %	3PT %	FT %	RPG	APG	SPG	BPG	MPG
8.8	.345	.277	.533	2.8	0.5	1.4	0.2	29.1

NOTEWORTHY

- » Set freshman scoring record at UNM against Oklahoma with 39 points
- » Nine 3-pointers made in the game tied for second-most threes in a game at UNM
- » International playing experience with Vic Country and the Bendigo Braves
- » Helped Vic Country to an Australian national championship
- » Helped Bendigo Braves to a South East Australian Basketball League (SEABL) championship
- » Played as a development player for the Bendigo Spirit of the Australian Women's National Basketball League (WNBL)

Hurst's Top Performances

Points	Season	39 vs. Oklahoma (11/28/18)
	Career	Same
FGM	Season	14 vs. Oklahoma (11/28/18)
	Career	Same
FGA	Season	24 vs. Oklahoma (11/28/18)
	Career	Same
3PT FGM	Season	9 vs. Oklahoma (11/28/18)
	Career	Same
3PT FGA	Season	17 vs. Oklahoma (11/28/18)
	Career	Same
FTM	Season	3 vs. UNLV (1/23/19)
	Career	Same
FTA	Season	4 - done twice
	Career	Same
Rebounds	Season	7 - done twice
	Career	Same
Assists	Season	2 - done twice
	Career	Same
Blocks	Season	1 - done four times
	Career	Same
Steals	Season	4 - done twice
	Career	Same
Turnovers	Season	5 at UNLV (1/9/19)
	Career	Same
Min. Played	Season	43 vs. at Houston (11/24/18)
	Career	Same

GAME-BY-GAME STATISTICS

Opponent	Date	gs	min	Total		3-Pointers		Free throws		Rebounds											
				fg-fga	pct	3fg-fga	pct	ft-fga	pct	off	def	tot	avg	pf	a	t/o	blk	stl	pts	avg	
TEXAS ST.	11/09/18		23	2-8	.250	2-8	.250	1-2	.500	0	1	1	1.0	4	2	0	1	1	7	7.0	
AUBURN	11/11/18		6	1-5	.200	0-4	.000	0-0	.000	0	0	0	0.5	0	0	0	0	0	2	4.5	
HARTFORD	11/18/18		22	1-5	.200	1-4	.250	0-0	.000	1	0	1	0.7	4	0	1	1	1	3	4.0	
at Houston	11/24/18	*	43	4-11	.364	3-8	.375	0-0	.000	1	5	6	2.0	4	0	2	0	0	11	5.8	
OKLAHOMA	11/28/18	*	36	14-24	.583	9-17	.529	2-4	.500	1	1	2	2.0	2	1	1	0	2	39	12.4	
NEW MEXICO ST.	12/01/18	*	28	4-10	.400	3-9	.333	0-2	.000	1	2	3	2.2	4	0	2	0	2	11	12.2	
UTEP	12/05/18	*	34	3-15	.200	1-8	.125	0-0	.000	0	2	2	2.1	1	0	1	0	0	7	11.4	
at Northern Arizona	12/08/18	*	31	6-14	.429	4-10	.400	1-1	1.000	2	5	7	2.8	3	0	4	0	0	17	12.1	
at New Mexico St.	12/15/18	*	25	0-4	.000	0-4	.000	0-0	.000	1	0	1	2.6	2	0	2	0	4	0	10.8	
SACRAMENTO ST.	12/19/18	*	26	0-1	.000	0-1	.000	0-0	.000	0	2	2	2.5	0	1	0	0	1	0	9.7	
STEPHEN F. AUSTIN	12/20/18	*	24	3-11	.273	2-7	.286	0-0	.000	1	2	3	2.5	0	1	2	1	2	8	9.5	
AIR FORCE	01/02/19	*	28	3-8	.375	1-5	.200	0-0	.000	0	2	2	2.5	1	0	0	0	2	7	9.3	
at Nevada	1/5/19	*	35	5-11	.455	0-3	.000	0-0	.000	0	2	2	2.5	0	0	1	1	2	10	9.4	
at UNLV	01/09/19	*	33	2-9	.222	2-7	.286	0-0	.000	0	3	3	2.5	3	2	5	0	0	6	9.1	
COLORADO ST.	01/12/19	*	24	3-11	.273	1-7	.143	0-0	.000	1	2	3	2.5	3	1	1	0	1	7	9.0	
SAN DIEGO ST.	01/16/19	*	32	3-7	.429	2-6	.333	1-2	.500	2	5	7	2.8	0	0	0	0	2	9	9.0	
at Wyoming	01/19/19	*	31	3-9	.333	2-6	.333	0-0	.000	0	4	4	2.9	0	0	1	0	2	8	8.9	
UNLV	01/23/19	*	42	2-8	.250	0-5	.000	3-4	.750	0	1	1	2.8	1	1	3	0	4	7	8.8	
Totals			15	523		59-171	.345	33-119	.277	8-15		39	50	2.8	32	9	26	4	26	159	8.8

HURST'S CAREER STATS AT UNM

			Total		3-Point		F-Throws			Rebounds											Scoring	
Season	gp-gs	min/avg	fg-fga	pct	fg-fga	pct	ft-fa	pct	off	def	tot	avg	pf	fo	ast	to	blk	stl	pts	avg		
2018-19	18-15	523/29.1	59-171	.345	33-119	.277	8-15	.533	11	39	50	2.8	32	0	9	26	4	26	159	8.8		
TOTAL	18-15	523/29.1	59-171	.345	33-119	.277	8-15	.533	11	39	50	2.8	32	0	9	26	4	26	159	8.8		



UNIVERSITY OF NEW MEXICO

2018-19 WOMEN'S BASKETBALL



#4

JAYLA EVERETT

G | 5-10 | FR | St. Louis, Mo. (Kirkwood HS)



PPG	FG %	3PT %	FT %	RPG	APG	SPG	BPG	MPG
13.8	.409	.368	.823	3.9	3.2	1.4	0.8	30.3

NOTEWORTHY

- » Made 7 three-pointers against Auburn; third-most 3s in a game by a Lobo
- » Played at Kirkwood HS under head coach Monica Tritz
- » 4-star recruit ranked as the #27 guard and #94 overall player in the 2018 class by ESPNW
- » Helped lead HS team to consecutive state championships as a junior and a senior
- » Averaged 16.9 ppg, 4.0 rpg, 3.8 apg, and 2.2 spg as a senior
- » Twice named Missouri Basketball Coaches Association (MBCA) 5A All-State and tabbed as Player of the Year as a senior

Everett's Top Performances

Points	Season	25 vs. Auburn (11/11/18)
	Career	Same
FGM	Season	8 vs. Air Force (1/2/19)
	Career	Same
FGA	Season	16 vs. UNLV (1/23/19)
	Career	Same
3PT FGM	Season	7 - done twice
	Career	Same
3PT FGA	Season	13 vs. UNLV (1/23/19)
	Career	Same
FTM	Season	6 vs. Hartford (11/18/18)
	Career	Same
FTA	Season	8 at Nevada (1/5/19)
	Career	Same
Rebounds	Season	8 at Houston (11/24/18)
	Career	Same
Assists	Season	7 at Northern Arizona (12/8/18)
	Career	Same
Blocks	Season	3 vs. Air Force (1/2/19)
	Career	Same
Steals	Season	3 - done twice
	Career	Same
Turnovers	Season	6 at Nevada (1/5/19)
	Career	Same
Min. Played	Season	45 at Houston (11/24/18)
	Career	Same

GAME-BY-GAME STATISTICS

Opponent	Date	gs	min	Total		3-Pointers		Free throws		Rebounds				pf	a	t/o	blk	stl	pts	avg.
				fg-fga	pct	3fg-fga	pct	ft-fa	pct	off	def	tot	avg							
TEXAS ST.	11/09/18	*	29	3-10	.300	1-3	.333	4-4	1.000	2	1	3	3.0	2	2	4	1	1	11	11.0
AUBURN	11/11/18	*	38	7-11	.636	7-10	.700	4-4	1.000	3	3	6	4.5	3	2	3	0	0	25	18.0
HARTFORD	11/18/18	*	33	4-10	.400	1-5	.200	6-6	1.000	2	3	5	4.7	1	4	3	0	3	15	17.0
at Houston	11/24/18	*	45	5-14	.357	3-7	.429	4-4	1.000	1	7	8	5.5	3	2	5	0	2	17	17.0
OKLAHOMA	11/28/18	*	26	5-12	.417	1-2	.500	2-3	.667	0	1	1	4.6	1	4	1	1	3	13	16.2
NEW MEXICO ST.	12/01/18	*	21	4-7	.571	1-2	.500	0-0	.000	0	4	4	4.5	0	3	1	1	2	9	15.0
UTEP	12/05/18	*	30	5-8	.625	1-3	.333	3-4	.750	2	4	6	4.7	3	1	1	1	2	14	14.9
at Northern Arizona	12/08/18	*	28	3-8	.375	0-1	.000	0-0	.000	2	3	5	4.8	3	7	0	0	1	6	13.8
at New Mexico St.	12/15/18	*	29	4-13	.308	1-4	.250	1-3	.333	3	1	4	4.7	1	0	4	1	2	10	13.3
SACRAMENTO ST.	12/19/18	*	25	7-12	.583	0-3	.000	4-4	1.000	0	3	3	4.5	2	2	3	0	1	18	13.8
STEPHEN F. AUSTIN	12/20/18	*	24	2-9	.222	1-5	.200	0-0	.000	2	1	3	4.4	1	4	1	1	1	5	13.0
AIR FORCE	01/02/19	*	27	8-15	.533	0-2	.000	3-5	.600	2	1	3	4.3	1	3	3	3	2	19	13.5
at Nevada	1/5/19	*	34	4-9	.444	3-6	.500	5-8	.625	0	4	4	4.2	1	6	6	2	0	16	13.7
at UNLV	01/09/19	*	29	3-13	.231	2-11	.182	3-4	.750	0	5	5	4.3	3	4	3	1	2	11	13.5
COLORADO ST.	01/12/19	*	28	2-10	.200	1-5	.200	4-4	1.000	1	2	3	4.2	3	4	3	0	1	9	13.2
SAN DIEGO ST.	01/16/19	*	30	4-14	.286	2-8	.250	3-3	1.000	0	4	4	4.2	1	4	4	0	1	13	13.2
at Wyoming	01/19/19	*	29	4-7	.571	4-5	.800	2-2	1.000	0	1	1	4.0	2	3	2	2	1	14	13.2
UNLV	01/23/19	*	40	7-16	.438	6-13	.462	3-4	.750	0	3	3	3.9	2	2	4	1	1	23	13.8
Totals		18	545	81-198	.409	35-95	.368	51-62	.823	20	51	71	3.9	33	57	51	15	26	248	13.8

EVERETT'S CAREER STATS AT UNM

Season	gp-gs	min/avg	Total fg-fga	pct	3-Point fg-fga	pct	F-Throws ft-fa	pct	Rebounds off	def	tot	avg	pf	fo	ast	to	blk	stl	pts	avg
2018-19	18-18	545/30.3	81-198	.409	35-95	.368	51-62	.823	20	51	71	3.9	33	0	57	51	15	26	248	13.8
TOTAL	18-18	545/30.3	81-198	.409	35-95	.368	51-62	.823	20	51	71	3.9	33	0	57	51	15	26	248	13.8



UNIVERSITY OF NEW MEXICO

2018-19 WOMEN'S BASKETBALL



#11

EMILY LINES

G | 6-1 | SR | Naples, Fla. (First Baptist Academy)



PPG	FG %	3PT %	FT %	RPG	APG	SPG	BPG	MPG
1.7	.273	.400	.800	1.7	0.7	0.1	...	6.4

NOTEWORTHY

- » 3-year letterwinner for the Lobos
- » Career 41% 3pt shooter (21-of-51)
- » 3-time Academic All-Mountain West and Mountain West Scholar-Athlete
- » In HS, 3-time Florida Association of Basketball Coaches All-State selection
- » Twice was a finalist for Class 2A Florida Miss Basketball
- » Scored over 2,000 career points and hauled in over 1,000 career rebounds in HS

Lines' Top Performances

Points	Season	7 at Northern Arizona (12/8/18)
	Career	15 vs. Boise State (1/30/16)
FGM	Season	1 - done three times
	Career	5 - done twice
FGA	Season	4 - done twice
	Career	11 vs. Boise State (1/30/16)
3PT FGM	Season	1 - done twice
	Career	3 - done three times
3PT FGA	Season	3 at Northern Arizona (12/8/18)
	Career	5 - done twice
FTM	Season	4 at Northern Arizona (12/8/18)
	Career	4 - done twice
FTA	Season	4 at Northern Arizona (12/8/18)
	Career	5 vs. Fresno State (1/2/16)
Rebounds	Season	4 - done twice
	Career	5 - done twice
Assists	Season	2 at Northern Arizona (12/8/18)
	Career	4 at San Diego St. (3/1/16)
Blocks	Season	
	Career	1 - done three times
Steals	Season	1 at Northern Arizona (12/8/18)
	Career	1 - done four times
Turnovers	Season	1 - done twice
	Career	2 - done twice
Min. Played	Season	19 at Northern Arizona (12/8/18)
	Career	21 - done twice

GAME-BY-GAME STATISTICS

Opponent	Date	gs	min	Total		3-Pointers		Free throws		Rebounds				pf	a	t/o	blk	stl	pts	avg
				fg-fga	pct	3fg-fga	pct	ft-fa	pct	off	def	tot	avg							
UTEP	12/05/18	2		0-0	.000	0-0	.000	0-0	.000	0	0	0	0.0	0	0	0	0	0	0	0.0
at Northern Arizona	12/08/18	19		1-4	.250	1-3	.333	4-4	1.000	0	4	4	2.0	2	2	1	0	1	7	3.5
at New Mexico St.	12/15/18	9		0-1	.000	0-0	.000	0-0	.000	0	2	2	2.0	0	1	1	0	0	0	2.3
SACRAMENTO ST.	12/19/18	4		1-4	.250	0-1	.000	0-1	.000	1	1	2	2.0	1	0	0	0	0	2	2.3
STEPHEN F. AUSTIN	12/20/18	8		1-2	.500	1-1	1.000	0-0	.000	1	3	4	2.4	1	1	0	0	0	3	2.4
AIR FORCE	01/02/19	2		0-0	.000	0-0	.000	0-0	.000	0	0	0	2.0	0	0	0	0	0	0	2.0
at Nevada	1/5/19	dnp		-	-	-	-	-	-	-	-	-	-	-	-	-	-	-	-	-
SAN DIEGO ST.	01/16/19	1		0-0	.000	0-0	.000	0-0	.000	0	0	0	1.7	0	1	0	0	0	0	1.7
at Wyoming	01/19/19	dnp		-	-	-	-	-	-	-	-	-	-	-	-	-	-	-	-	-
Totals		0	45	3-11	.273	2-5	.400	4-5	.800	2	10	12	1.7	4	5	2	0	1	12	1.7

LINES' CAREER STATS AT UNM

			Total		3-Point		F-Throws		Rebounds											Scoring	
Season	gp-gs	min/avg	fg-fga	pct	fg-fga	pct	ft-fa	pct	off	def	tot	avg	pf	fo	ast	to	blk	stl	pts	avg	
2015-16	24-0	141/5.9	19-44	.432	9-21	.429	9-19	.474	11	12	23	1.0	7	0	10	9	1	1	56	2.3	
2016-17	9-0	71/7.9	8-19	.421	7-16	.438	3-6	.500	1	10	11	1.2	3	0	4	5	1	1	26	2.9	
2017-18	16-0	74/4.6	9-21	.429	5-14	.357	6-7	.857	2	16	18	1.1	3	0	3	3	1	1	29	1.8	
2018-19	7-0	45/6.4	3-11	.273	2-5	.400	4-5	.800	2	10	12	1.7	4	0	5	2	0	1	12	1.7	
TOTAL	56-0	331/5.9	39-95	.411	23-56	.411	22-37	.595	16	48	64	1.1	17	0	22	19	3	4	123	2.2	



UNIVERSITY OF NEW MEXICO

2018-19 WOMEN'S BASKETBALL



#12

BRIDE KENNEDY-HOPOATE

F | 6-4 | RsJR | Brisbane, Australia (Iowa State)



PPG	FG %	3PT %	FT %	RPG	APG	SPG	BPG	MPG
***	***	***	***	***	***	***	***	***

NOTEWORTHY

- » Transfer from Iowa State - must sit out 2018-19 season due to NCAA transfer rules
- » Played at two JUCOs prior to Iowa State and was ranked as the #1 JUCO prospect by All-Star Girls Report
- » Named a NJCAA All-America Third Team player in 2016-17
- » Appeared in 21 games at Iowa State and started 10
- » Averaged 6.7 ppg and 4.2 rpg at Iowa State - scored in double figures in five games

K-H's Top Performances

Points	Season
	Career
FGM	Season
	Career
FGA	Season
	Career
3PT FGM	Season
	Career
3PT FGA	Season
	Career
FTM	Season
	Career
FTA	Season
	Career
Rebounds	Season
	Career
Assists	Season
	Career
Blocks	Season
	Career
Steals	Season
	Career
Turnovers	Season
	Career
Min. Played	Season
	Career

GAME-BY-GAME STATISTICS

KENNEDY-HOPOATE'S CAREER STATS AT UNM



UNIVERSITY OF NEW MEXICO

2018-19 WOMEN'S BASKETBALL



#13

SHAIQUEL McGRUDER

F | 6-0 | FR | Trotwood, Ohio (Trotwood-Madison HS)



PPG	FG %	3PT %	FT %	RPG	APG	SPG	BPG	MPG
3.1	.571	---	.455	2.9	0.1	0.9	0.6	8.7

NOTEWORTHY

- » Finished her HS career at Trotwood-Madison HS after previously playing at Wayne Memorial HS
- » 3-star recruit and ranked as the #19 forward in the 2018 class by ESPNW
- » Averaged 25.8 ppg and 9.4 rpg as a senior
- » Led Wayne Memorial to consecutive Greater Western Ohio Conference (GWOC) titles as a sophomore and junior
- » Then lead Trotwood-Madison to GWOC title as a senior
- » Named GWOC East Division Player of the Year and All-Ohio First Team as a senior

McGruder's Top Performances

Points	Season	9 - done twice
	Career	Same
FGM	Season	4 - done twice
	Career	Same
FGA	Season	6 - done twice
	Career	Same
3PT FGM	Season	
	Career	
3PT FGA	Season	
	Career	
FTM	Season	1 - done five times
	Career	Same
FTA	Season	3 vs. UNLV (1/23/19)
	Career	Same
Rebounds	Season	13 vs. Texas State (11/9/18)
	Career	Same
Assists	Season	1 - done twice
	Career	Same
Blocks	Season	3 vs. SFA (12/20/18)
	Career	Same
Steals	Season	4 vs. Texas State (11/9/18)
	Career	Same
Turnovers	Season	2 at UNLV (1/9/19)
	Career	Same
Min. Played	Season	19 vs. Air Force (1/2/19)
	Career	Same

GAME-BY-GAME STATISTICS

				Total		3-Pointers		Free throws		Rebounds											
Opponent	Date	gs	min	fg-fga	pct	3fg-fga	pct	ft-fla	pct	off	def	tot	avg	pf	a	t/o	blk	stl	pts	avg	
TEXAS ST.	11/09/18		16	3-6	.500	0-0	.000	0-0	.000	5	8	13	13.0	0	0	1	2	4	6	6.0	
AUBURN	11/11/18		4	0-0	.000	0-0	.000	0-0	.000	0	1	1	7.0	0	0	0	0	0	0	3.0	
HARTFORD	11/18/18		1	0-0	.000	0-0	.000	1-2	.500	0	0	0	4.7	0	0	0	0	0	1	2.3	
OKLAHOMA	11/28/18		2	0-0	.000	0-0	.000	0-0	.000	0	0	0	3.5	0	0	0	0	0	0	1.8	
NEW MEXICO ST.	12/01/18		3	2-2	1.000	0-0	.000	0-0	.000	0	1	1	3.0	1	0	0	0	1	4	2.2	
UTEP	12/05/18		9	1-3	.333	0-0	.000	0-0	.000	3	2	5	3.3	0	0	0	0	3	2	2.2	
at Northern Arizona	12/08/18		10	0-5	.000	0-0	.000	0-0	.000	2	0	2	3.1	1	0	0	1	0	0	1.9	
at New Mexico St.	12/15/18		1	0-0	.000	0-0	.000	0-0	.000	0	0	0	2.8	0	0	0	0	0	0	1.6	
SACRAMENTO ST.	12/19/18		12	3-5	.600	0-0	.000	1-2	.500	4	2	6	3.1	0	0	0	0	1	7	2.2	
STEPHEN F. AUSTIN	12/20/18		10	3-4	.750	0-0	.000	0-0	.000	0	2	2	3.0	0	1	0	3	1	6	2.6	
AIR FORCE	01/02/19		19	4-4	1.000	0-0	.000	1-2	.500	4	5	9	3.5	3	0	0	2	2	9	3.2	
at Nevada	1/5/19		18	4-6	.667	0-0	.000	1-2	.500	2	2	4	3.6	2	1	1	0	2	9	3.7	
at UNLV	01/09/19		15	0-1	.000	0-0	.000	0-0	.000	2	2	4	3.6	1	0	2	1	2	0	3.4	
COLORADO ST.	01/12/19		4	0-1	.000	0-0	.000	0-0	.000	0	1	1	3.4	1	0	0	0	0	0	3.1	
SAN DIEGO ST.	01/16/19		5	0-0	.000	0-0	.000	0-0	.000	0	0	0	3.2	0	0	0	0	0	0	2.9	
at Wyoming	01/19/19		7	3-3	1.000	0-0	.000	0-0	.000	0	0	0	3.0	0	0	0	1	0	6	3.1	
UNLV	01/23/19		12	1-2	.500	0-0	.000	1-3	.333	0	1	1	2.9	2	0	1	1	0	3	3.1	
Totals		0	148	24-42	.571	0-0	.000	5-11	.455	22	27	49	2.9	11	2	5	11	16	53	3.1	

McGRUDER'S CAREER STATS AT UNM

			Total		3-Point		F-Throws		Rebounds											Scoring	
Season	gp-gs	min/avg	fg-fga	pct	fg-fga	pct	ft-fa	pct	off	def	tot	avg	pf	fo	ast	to	blk	stl	pts	avg	
2018-19	17-0	148/8.7	24-42	.571	0-0	.000	5-11	.455	22	27	49	2.9	11	0	2	5	11	16	53	3.1	
TOTAL	17-0	148/8.7	24-42	.571	0-0	.000	5-11	.455	22	27	49	2.9	11	0	2	5	11	16	53	3.1	



UNIVERSITY OF NEW MEXICO

2018-19 WOMEN'S BASKETBALL



#14

NAJALA HOWELL

G | 5-10 | RsJR | DeSoto, Texas (UTEP)



PPG	FG %	3PT %	FT %	RPG	APG	SPG	BPG	MPG
***	***	***	***	***	***	***	***	***

NOTEWORTHY

- » Transferring from UTEP - must sit out 2018-19 season due to NCAA transfer rules
- » Started all 31 games last season for UTEP and led the team in 3PT% (.359)
- » Ranked second on team in scoring (11.9) and rebounding (6.3 rpg)
- » In HS was named the MVP of the Texas Girls Coaches Association All-Star Game in summer of 2015
- » Two-time Texas Association of Basketball Coaches All-State First Team

Howell's Top Performances

Points	Season
	Career
FGM	Season
	Career
FGA	Season
	Career
3PT FGM	Season
	Career
3PT FGA	Season
	Career
FTM	Season
	Career
FTA	Season
	Career
Rebounds	Season
	Career
Assists	Season
	Career
Blocks	Season
	Career
Steals	Season
	Career
Turnovers	Season
	Career
Min. Played	Season
	Career

GAME-BY-GAME STATISTICS

HOWELL'S CAREER STATS AT UNM



UNIVERSITY OF NEW MEXICO

2018-19 WOMEN'S BASKETBALL



#15

AISIA ROBERTSON

G | 5-8 | RsJR | San Francisco, Calif. (Kansas)



PPG	FG %	3PT %	FT %	RPG	APG	SPG	BPG	MPG
15.1	.399	.264	.531	5.4	7.3	2.6	0.6	30.8

NOTEWORTHY

- » Registered triple-double against Houston; 7th triple-double in UNM history
- » Eligible to play after sitting out last season as a transfer from Kansas
- » Selected to play in the 2018 USA Basketball 3x3 Open National Championships with teammates Antonia Anderson, Jaisha Nunn and Madi Washington
- » Played in over 50 games in two seasons at Kansas
- » Ranked #18 guard and #85 overall player out of HS by ProspectNation
- » Received a McDonald's All-America Nomination in 2015

Robertson's Top Performances

Points	Season	28 at Houston (11/24/18)
	Career	Same
FGM	Season	11 - done twice
	Career	Same
FGA	Season	25 at Houston (11/24/18)
	Career	Same
3PT FGM	Season	2 - done three times
	Career	Same
3PT FGA	Season	7 vs. Auburn (11/11/18)
	Career	Same
FTM	Season	7 at Houston (11/24/18)
	Career	Same
FTA	Season	10 at Houston (11/24/18)
	Career	Same
Rebounds	Season	11 at Houston (11/24/18)
	Career	Same
Assists	Season	16 vs. Oklahoma (11/28/18)
	Career	Same
Blocks	Season	3 vs. San Diego State (1/16/19)
	Career	Same
Steals	Season	5 - done four times
	Career	Same
Turnovers	Season	13 at Houston (11/24/18)
	Career	Same
Min. Played	Season	43 at Houston (11/24/18)
	Career	Same

GAME-BY-GAME STATISTICS

Opponent	Date	gs	min	Total		3-Pointers		Free throws		Rebounds				pf	a	t/o	blk	stl	pts	avg	
				fg-fga	pct	3fg-fga	pct	ft-fita	pct	off	def	tot	avg								
TEXAS ST.	11/09/18	*	24	8-16	.500	1-2	.500	0-2	.000	3	5	8	8.0	2	9	10	2	3	17	17.0	
AUBURN	11/11/18	*	40	3-18	.167	1-7	.143	2-6	.333	0	7	7	7.5	4	8	5	0	2	9	13.0	
HARTFORD	11/18/18	*	35	4-8	.500	0-0	.000	2-7	.286	0	3	3	6.0	4	12	9	1	3	10	12.0	
at Houston	11/24/18	*	43	10-25	.400	1-3	.333	7-10	.700	0	11	11	7.3	2	11	13	0	5	28	16.0	
OKLAHOMA	11/28/18	*	36	1-13	.077	0-5	.000	3-6	.500	2	4	6	7.0	3	16	9	0	2	5	13.8	
NEW MEXICO ST.	12/01/18	*	31	11-17	.647	1-4	.250	0-2	.000	0	4	4	6.5	1	6	6	0	0	23	15.3	
UTEP	12/05/18	*	32	9-18	.500	2-6	.333	0-0	.000	0	5	5	6.3	2	6	8	1	1	20	16.0	
at Northern Arizona	12/08/18	*	22	3-12	.250	1-5	.200	3-4	.750	0	3	3	5.9	2	6	4	1	0	10	15.3	
at New Mexico St.	12/15/18	*	24	5-15	.333	0-0	.000	4-7	.571	0	4	4	5.7	4	4	3	0	3	14	15.1	
SACRAMENTO ST.	12/19/18	*	27	5-10	.500	0-1	.000	6-8	.750	0	6	6	5.7	2	9	7	0	2	16	15.2	
STEPHEN F. AUSTIN	12/20/18	*	23	5-13	.385	1-2	.500	1-2	.500	1	5	6	5.7	1	5	3	0	2	12	14.9	
AIR FORCE	01/02/19	*	23	6-15	.400	0-1	.000	3-5	.600	0	0	0	5.3	4	5	7	0	5	15	14.9	
at Nevada	1/5/19	*	31	8-18	.444	2-3	.667	3-3	1.000	3	4	7	5.4	3	5	2	0	5	21	15.4	
at UNLV	01/09/19	*	25	0-10	.000	0-3	.000	4-4	1.000	1	2	3	5.2	5	6	4	0	1	4	14.6	
COLORADO ST.	01/12/19	*	34	4-12	.333	1-3	.333	1-3	.333	3	5	8	5.4	2	5	5	1	3	10	14.3	
SAN DIEGO ST.	01/16/19	*	30	9-18	.500	0-1	.000	1-3	.333	2	6	8	5.6	3	5	6	3	5	19	14.6	
at Wyoming	01/19/19	*	32	11-18	.611	2-5	.400	0-2	.000	0	2	2	5.4	4	5	2	1	3	24	15.1	
UNLV	01/23/19	*	42	5-12	.417	1-2	.500	3-7	.429	1	5	6	5.4	3	9	10	0	1	14	15.1	
Totals			18	554	107-268	.399	14-53	.264	43-81	.531	16	81	97	5.4	51	132	113	10	46	271	15.1

ROBERTSON'S CAREER STATS AT UNM

Season	gp-gs	min/avg	Total		3-Point		F-Throws		Rebounds				Scoring							
			fg-fga	pct	fg-fga	pct	ft-fita	pct	off	def	tot	avg	pf	fo	ast	to	blk	stl	pts	avg
2018-19	18-18	554/30.8	107-268	.399	14-53	.264	43-81	.531	16	81	97	5.4	51	1	132	113	10	46	271	15.1
TOTAL	18-18	554/30.8	107-268	.399	14-53	.264	43-81	.531	16	81	97	5.4	51	1	132	113	10	46	271	15.1



UNIVERSITY OF NEW MEXICO

2018-19 WOMEN'S BASKETBALL



#21

NIKE McCLURE

F | 6-3 | SR | Tenino, Wash. (Washington State)



PPG	FG %	3PT %	FT %	RPG	APG	SPG	BPG	MPG
3.1	.429	.000	.269	6.8	1.1	0.8	2.8	22.9

NOTEWORTHY

- » Her six blocks against Texas State helped the Lobos set a program record for blocks in a game with 16
- » Blocked nine shots against Oklahoma; currently Top-10 in DI in Blocks per Game
- » Transferring to UNM from Washington State - eligible to play this season
- » Played in 91 career games at Washington State...averaged 3.8 ppg, 4.6 rpg, and 1.7 bpg
- » Set a WSU single-season record in blocks with 68 as a sophomore - has totaled 153 career blocks
- » Set a WSU single-game record for blocks with 12 against Colorado in 2017 - also tied the Pac-12 single-game mark

McClure's Top Performances

Points	Season	8 vs. Sacramento St. (12/19/18)
	Career	Same
FGM	Season	4 vs. Sacramento St. (12/19/18)
	Career	Same
FGA	Season	10 vs. Sacramento St. (12/19/18)
	Career	Same
3PT FGM	Season	
	Career	
3PT FGA	Season	1 - done five times
	Career	Same
FTM	Season	2 - done twice
	Career	Same
FTA	Season	4 - done twice
	Career	Same
Rebounds	Season	12 vs. Colorado State (1/12/19)
	Career	Same
Assists	Season	3 vs. Colorado State (1/12/19)
	Career	Same
Blocks	Season	9 vs. Oklahoma (11/28/18)
	Career	Same
Steals	Season	3 vs. Sacramento St. (12/19/18)
	Career	Same
Turnovers	Season	5 at Houston (11/24/18)
	Career	Same
Min. Played	Season	38 at Houston (11/24/18)
	Career	Same

GAME-BY-GAME STATISTICS

Opponent	Date	gs	min	Total		3-Pointers		Free throws		Rebounds				pf	a	t/o	blk	stl	pts	avg	
				fg-fga	pct	3fg-fga	pct	ft-fla	pct	off	def	tot	avg								
TEXAS ST.	11/09/18	*	20	2-4	.500	0-1	.000	0-0	.000	2	5	7	7.0	2	0	1	6	0	4	4.0	
AUBURN	11/11/18	*	23	1-2	.500	0-0	.000	0-4	.000	1	6	7	7.0	2	2	2	1	1	2	3.0	
HARTFORD	11/18/18	*	22	2-4	.500	0-0	.000	0-2	.000	8	3	11	8.3	2	2	0	1	1	4	3.3	
at Houston	11/24/18	*	38	2-3	.667	0-0	.000	2-2	1.000	2	5	7	8.0	4	2	5	3	2	6	4.0	
OKLAHOMA	11/28/18	*	30	2-3	.667	0-1	.000	1-3	.333	3	7	10	8.4	3	2	1	9	1	5	4.2	
NEW MEXICO ST.	12/01/18	*	20	0-3	.000	0-0	.000	0-2	.000	3	2	5	7.8	0	1	1	0	1	0	3.5	
UTEP	12/05/18	*	17	0-0	.000	0-0	.000	0-0	.000	0	2	2	7.0	2	1	0	1	1	0	3.0	
at Northern Arizona	12/08/18	*	18	2-2	1.000	0-0	.000	1-2	.500	2	6	8	7.1	1	0	0	2	0	5	3.3	
at New Mexico St.	12/15/18	*	16	1-2	.500	0-0	.000	0-2	.000	2	4	6	7.0	1	0	1	2	0	2	3.1	
SACRAMENTO ST.	12/19/18	*	19	4-10	.400	0-1	.000	0-1	.000	5	3	8	7.1	2	2	0	5	3	8	3.6	
STEPHEN F. AUSTIN	12/20/18	*	21	1-2	.500	0-1	.000	0-0	.000	0	6	6	7.0	3	0	0	3	0	2	3.5	
AIR FORCE	01/02/19	*	23	2-4	.500	0-1	.000	1-2	.500	3	7	10	7.3	2	1	2	3	0	5	3.6	
at Nevada	1/5/19	*	17	0-3	.000	0-0	.000	0-2	.000	0	0	0	6.7	5	1	1	1	1	0	3.3	
at UNLV	01/09/19	*	27	2-3	.667	0-0	.000	0-0	.000	2	4	6	6.6	0	1	1	4	1	4	3.4	
COLORADO ST.	01/12/19	*	28	2-6	.333	0-0	.000	2-4	.500	4	8	12	7.0	0	3	2	3	1	6	3.5	
SAN DIEGO ST.	01/16/19	*	29	0-2	.000	0-0	.000	0-0	.000	1	6	7	7.0	1	0	2	5	0	0	3.3	
at Wyoming	01/19/19	*	22	1-2	.500	0-0	.000	0-0	.000	2	5	7	7.0	4	2	3	0	0	2	3.2	
UNLV	01/23/19	*	22	0-1	.000	0-0	.000	0-0	.000	1	2	3	6.8	4	0	3	1	2	0	3.1	
Totals			18	412	24-56	.429	0-5	.000	7-26	.269	41	81	122	6.8	38	20	25	50	15	55	3.1

McCLURE'S CAREER STATS AT UNM

Season	gp-gs	min/avg	Total fg-fga	pct	3-Point fg-fga	pct	F-Throws ft-fa	pct	Rebounds off	def	tot	avg	pf	fo	ast	to	blk	stl	pts	avg
2018-19	18-18	412/22.9	24-56	.429	0-5	.000	7-26	.269	41	81	122	6.8	38	1	20	25	50	15	55	3.1
TOTAL	18-18	412/22.9	24-56	.429	0-5	.000	7-26	.269	41	81	122	6.8	38	1	20	25	50	15	55	3.1



UNIVERSITY OF NEW MEXICO


2018-19 WOMEN'S BASKETBALL



#23

JAEDYN DE LA CERDA

G | 5-6 | SO | Roswell, N.M. (Roswell HS)



PPG	FG %	3PT %	FT %	RPG	APG	SPG	BPG	MPG
6.6	.374	.242	.773	2.7	1.2	1.1	0.1	16.3

NOTEWORTHY

- » Played in 13 games as a true freshman
- » In HS was named the 2016-17 New Mexico Gatorade Player of the Year in women's basketball
- » Led Roswell HS to the 2016 New Mexico 5A State Championship
- » Named as a 2016 All-State honoree as well as an Adidas All-American

De La Cerda's Top Performances

Points	Season	21 at New Mexico St. (12/15/18)
	Career	Same
FGM	Season	7 at New Mexico St. (12/15/18)
	Career	Same
FGA	Season	11 - done twice
	Career	Same
3PT FGM	Season	3 at UNLV (1/9/19)
	Career	Same
3PT FGA	Season	7 vs. UTEP (12/5/18)
	Career	Same
FTM	Season	6 at New Mexico St. (12/15/18)
	Career	Same
FTA	Season	8 at New Mexico St. (12/15/18)
	Career	Same
Rebounds	Season	7 at New Mexico St. (12/15/18)
	Career	Same
Assists	Season	4 vs. New Mexico St. (12/1/18)
	Career	Same
Blocks	Season	1 vs. UTEP (12/5/18)
	Career	1 - done twice
Steals	Season	4 vs. Air Force (1/2/19)
	Career	Same
Turnovers	Season	3 - done twice
	Career	Same
Min. Played	Season	27 - done twice
	Career	Same

GAME-BY-GAME STATISTICS

Opponent	Date	gs	min	Total		3-Pointers		Free throws		Rebounds				pf	a	t/o	blk	stl	pts	avg
				fg-fga	pct	3fg-fga	pct	ft-fa	pct	off	def	tot	avg							
TEXAS ST.	11/09/18	*	27	4-11	.364	1-6	.167	0-0	.000	0	4	4	4.0	0	2	0	0	2	9	9.0
AUBURN	11/11/18	*	10	1-5	.200	0-3	.000	2-2	1.000	0	1	1	2.5	3	2	3	0	2	4	6.5
HARTFORD	11/18/18	*	11	0-2	.000	0-2	.000	0-0	.000	0	1	1	2.0	0	1	0	0	0	0	4.3
OKLAHOMA	11/28/18		16	3-9	.333	0-4	.000	0-0	.000	1	1	2	2.0	1	1	0	0	2	6	4.8
NEW MEXICO ST.	12/01/18		23	4-7	.571	1-3	.333	0-0	.000	2	3	5	2.6	1	4	1	0	2	9	5.6
UTEP	12/05/18		20	2-10	.200	0-7	.000	2-2	1.000	1	1	2	2.5	1	2	0	1	0	6	5.7
at Northern Arizona	12/08/18		18	3-8	.375	1-3	.333	2-2	1.000	0	3	3	2.6	3	2	2	0	3	9	6.1
at New Mexico St.	12/15/18		27	7-11	.636	1-4	.250	6-8	.750	1	6	7	3.1	0	1	0	0	2	21	8.0
SACRAMENTO ST.	12/19/18		19	1-6	.167	1-4	.250	5-6	.833	0	5	5	3.3	0	0	1	0	0	8	8.0
STEPHEN F. AUSTIN	12/20/18		19	1-6	.167	1-4	.250	0-2	.000	0	5	5	3.5	1	1	2	0	1	3	7.5
AIR FORCE	01/02/19		19	5-7	.714	1-3	.333	0-0	.000	2	1	3	3.5	3	2	3	0	4	11	7.8
at Nevada	1/5/19		10	1-4	.250	1-3	.333	0-0	.000	0	1	1	3.3	1	0	1	0	1	3	7.4
at UNLV	01/09/19		24	4-7	.571	3-6	.500	0-0	.000	0	4	4	3.3	0	0	1	0	0	11	7.7
COLORADO ST.	01/12/19		10	2-5	.400	2-4	.500	0-0	.000	0	0	0	3.1	0	1	2	0	0	6	7.6
SAN DIEGO ST.	01/16/19		9	1-4	.250	1-2	.500	0-0	.000	0	0	0	2.9	1	2	0	0	0	3	7.3
at Wyoming	01/19/19		13	1-4	.250	1-3	.333	0-0	.000	0	3	3	2.9	1	0	0	0	0	3	7.0
UNLV	01/23/19		2	0-1	.000	0-1	.000	0-0	.000	0	0	0	2.7	1	0	0	0	0	0	6.6
Totals		3	277	40-107	.374	15-62	.242	17-22	.773	7	39	46	2.7	17	21	16	1	19	112	6.6

DE LA CERDA'S CAREER STATS AT UNM

Season	gp-gs	min/avg	Total fg-fga	pct	3-Point fg-fga	pct	F-Throws ft-fa	pct	Rebounds off	def	tot	avg	pf	fo	ast	to	blk	stl	pts	avg
2017-18	13-0	35/2.7	8-20	.400	2-10	.200	5-6	.833	2	5	7	0.5	3	0	2	4	1	5	23	1.8
2018-19	17-3	277/16.3	40-107	.374	15-62	.242	17-22	.773	7	39	46	2.7	17	0	21	16	1	19	112	6.6
TOTAL	30-3	312/10.4	48-127	.378	17-72	.236	22-28	.786	9	44	53	1.8	20	0	23	20	2	24	135	4.5



UNIVERSITY OF NEW MEXICO

2018-19 WOMEN'S BASKETBALL



#24

ERICA MOORE

C | 6-2 | SR | Fishers, Ind. (Purdue)



PPG	FG %	3PT %	FT %	RPG	APG	SPG	BPG	MPG
0.5	1.000	0.3	...	2.0

NOTEWORTHY

- » Played in nine games last season after transferring from Purdue
- » Played in 17 career games as a Boilermaker
- » In HS, played in the Indiana All-Star game as a junior and senior
- » Injured majority of her senior season, but led Mount Vernon-Fortville to the 2013 Indiana Class 3A State title
- » Ranked as the #78 overall prospect out of HS by All-Star Girls Report

Moore's Top Performances

Points	Season	2 vs. SFA (12/20/18)
	Career	5 at Air Force (12/28/17)
FGM	Season	1 vs. SFA (12/20/18)
	Career	2 at Air Force (12/28/17)
FGA	Season	1 vs. SFA (12/20/18)
	Career	2 - done twice
3PT FGM	Season	
	Career	None
3PT FGA	Season	
	Career	None
FTM	Season	
	Career	1 at Air Force (12/28/17)
FTA	Season	1 vs. SFA (12/20/18)
	Career	1 - done twice
Rebounds	Season	
	Career	3 vs. Northern N.M. (11/15/17)
Assists	Season	
	Career	None
Blocks	Season	
	Career	2 - done twice
Steals	Season	1 vs. Texas State (11/9/18)
	Career	1 - done twice
Turnovers	Season	1 vs. SFA (12/20/18)
	Career	1 - done twice
Min. Played	Season	3 vs. SFA (12/20/18)
	Career	11 vs. Northern N.M. (11/15/17)

GAME-BY-GAME STATISTICS

Opponent	Date	gs	min	Total		3-Pointers		Free throws		Rebounds				pf	a	t/o	blk	stl	pts	avg
				fg-fga	pct	3fg-fga	pct	ft-fga	pct	off	def	tot	avg							
TEXAS ST.	11/09/18	1		0-0	.000	0-0	.000	0-0	.000	0	0	0	0.0	1	0	0	0	1	0	0.0
at Northern Arizona	12/08/18	2		0-0	.000	0-0	.000	0-0	.000	0	0	0	0.0	0	0	0	0	0	0	0.0
STEPHEN F. AUSTIN	12/20/18	3		1-1	1.000	0-0	.000	0-1	.000	0	0	0	0.0	1	0	1	0	0	2	0.7
AIR FORCE	01/02/19	2		0-0	.000	0-0	.000	0-0	.000	0	0	0	0.0	0	0	0	0	0	0	0.5
at Nevada	1/5/19	dnp		-	-	-	-	-	-	-	-	-	-	-	-	-	-	-	-	-
at Wyoming	01/19/19	dnp		-	-	-	-	-	-	-	-	-	-	-	-	-	-	-	-	-
Totals		0	8	1-1	1.000	0-0	.000	0-1	.000	0	0	0	0.0	2	0	1	0	1	2	0.5

MOORE'S CAREER STATS AT UNM

			Total		3-Point		F-Throws		Rebounds											Scoring	
Season	gp-gs	min/avg	fg-fga	pct	fg-fga	pct	ft-fga	pct	off	def	tot	avg	pf	fo	ast	to	blk	stl	pts	avg	
2017-18	9-0	30/3.3	3-5	.600	0-0	.000	1-1	1.000	1	3	4	0.4	4	0	0	1	4	1	7	0.8	
2018-19	4-0	8/2.0	1-1	1.000	0-0	.000	0-1	.000	0	0	0	0.0	2	0	0	1	0	1	2	0.5	
TOTAL	13-0	38/2.9	4-6	.667	0-0	.000	1-2	.500	1	3	4	0.3	6	0	0	2	4	2	9	0.7	



UNIVERSITY OF NEW MEXICO

2018-19 WOMEN'S BASKETBALL



#32

ANTONIA ANDERSON

G/F | 6-2 | SO | Cibolo, Texas (Byron P. Steele HS)



PPG	FG %	3PT %	FT %	RPG	APG	SPG	BPG	MPG
4.3	.338	.300	.710	4.1	0.7	0.6	0.8	17.3

NOTEWORTHY

- » Appeared in 32 games and made one start as a freshman for the Lobos
- » Led the team and ranked third in the Mountain West in blocked shots with 34
- » Selected to compete in the 2018 USA Basketball 3x3 Open National Championships along with teammates Jaisa Nunn, Aisia Robertson and Madi Washington
- » In HS was a four-year starter and named back-to-back Defensive Player of the Year
- » Additional HS accolades included: All-State, All-District, All-Area, and All-Region

Anderson's Top Performances

Points	Season	9 vs. Auburn (11/11/18)
	Career	13 vs. Boise State (1/3/18)
FGM	Season	3 vs. Sacramento St. (12/19/18)
	Career	5 vs. Boise State (1/3/18)
FGA	Season	9 vs. Sacramento St. (12/19/18)
	Career	6 - done four times
3PT FGM	Season	1 - done six times
	Career	1 - done eight times
3PT FGA	Season	3 - done three times
	Career	Same
FTM	Season	4 - done twice
	Career	5 at Air Force (12/28/17)
FTA	Season	4 - done twice
	Career	6 vs. Saint Mary's (3/15/18)
Rebounds	Season	8 - done twice
	Career	Same
Assists	Season	3 vs. UNLV (1/23/19)
	Career	Same
Blocks	Season	2 - done six times
	Career	5 vs. Colorado State (2/27/18)
Steals	Season	3 vs. Oklahoma (11/28/18)
	Career	Same
Turnovers	Season	5 vs. Hartford (11/18/18)
	Career	Same
Min. Played	Season	26 vs. UNLV (1/23/19)
	Career	Same

GAME-BY-GAME STATISTICS

Opponent	Date	gs	min	Total		3-Pointers		Free throws		Rebounds				pf	a	t/o	blk	stl	pts	avg
				fg-fga	pct	3fg-fga	pct	ft-fga	pct	off	def	tot	avg							
TEXAS ST.	11/09/18		20	2-2	1.000	0-0	.000	2-3	.667	1	0	1	1.0	4	1	1	0	0	6	6.0
AUBURN	11/11/18		18	2-6	.333	1-3	.333	4-4	1.000	4	4	8	4.5	2	2	3	1	1	9	7.5
HARTFORD	11/18/18		12	1-2	.500	0-1	.000	0-0	.000	0	2	2	3.7	2	0	5	0	0	2	5.7
at Houston	11/24/18		14	2-3	.667	1-1	1.000	0-0	.000	3	0	3	3.5	2	0	1	0	0	5	5.5
OKLAHOMA	11/28/18		24	1-5	.200	0-1	.000	2-2	1.000	3	5	8	4.4	0	0	2	2	3	4	5.2
NEW MEXICO ST.	12/01/18		19	2-6	.333	0-3	.000	4-4	1.000	1	4	5	4.5	3	0	1	2	0	8	5.7
UTEP	12/05/18		20	2-6	.333	0-1	.000	1-2	.500	3	2	5	4.6	1	2	0	2	1	5	5.6
at Northern Arizona	12/08/18		17	2-4	.500	0-0	.000	0-2	.000	2	5	7	4.9	4	0	0	1	1	4	5.4
at New Mexico St.	12/15/18		23	1-8	.125	0-2	.000	3-4	.750	2	3	5	4.9	1	0	1	0	0	5	5.3
SACRAMENTO ST.	12/19/18		19	3-9	.333	0-0	.000	2-2	1.000	3	4	7	5.1	0	1	2	2	0	8	5.6
STEPHEN F. AUSTIN	12/20/18		21	2-3	.667	1-1	1.000	2-2	1.000	2	1	3	4.9	0	1	0	2	1	7	5.7
AIR FORCE	01/02/19		13	0-6	.000	0-1	.000	0-2	.000	3	0	3	4.8	1	0	1	0	0	0	5.3
at Nevada	1/5/19		20	0-1	.000	0-0	.000	0-2	.000	2	1	3	4.6	2	0	2	0	0	0	4.8
at UNLV	01/09/19		5	1-2	.500	0-0	.000	0-0	.000	0	0	0	4.3	0	0	2	0	0	2	4.6
COLORADO ST.	01/12/19		11	1-3	.333	1-1	1.000	0-0	.000	2	2	4	4.3	3	2	1	0	0	3	4.5
SAN DIEGO ST.	01/16/19		16	0-1	.000	0-0	.000	0-0	.000	0	2	2	4.1	3	1	0	2	0	0	4.3
at Wyoming	01/19/19		13	1-3	.333	1-3	.333	0-0	.000	0	1	1	3.9	2	0	0	0	2	3	4.2
UNLV	01/23/19		26	2-4	.500	1-2	.500	2-2	1.000	4	2	6	4.1	2	3	1	1	2	7	4.3
Totals		0	311	25-74	.338	6-20	.300	22-31	.710	35	38	73	4.1	32	13	23	15	11	78	4.3

ANDERSON'S CAREER STATS AT UNM

Season	gp-gs	min/avg	Total		3-Point		F-Throws		Rebounds				Scoring							
			fg-fga	pct	fg-fga	pct	ft-fa	pct	off	def	tot	avg	pf	fo	ast	to	blk	stl	pts	avg
2017-18	32-1	417/13.0	52-91	.571	2-10	.200	24-40	.600	31	65	96	3.0	50	0	5	17	34	13	130	4.1
2018-19	18-0	311/17.3	25-74	.338	6-20	.300	22-31	.710	35	38	73	4.1	32	0	13	23	15	11	78	4.3
TOTAL	50-1	728/14.6	77-165	.467	8-30	.267	46-71	.648	66	103	169	3.4	82	0	18	40	49	24	208	4.2



UNIVERSITY OF NEW MEXICO

2018-19 WOMEN'S BASKETBALL



#35

MADI WASHINGTON

PG | 5-9 | SO | Red Oak, Texas (Red Oak HS)



PPG	FG %	3PT %	FT %	RPG	APG	SPG	BPG	MPG
3.8	.333	.362	.667	1.3	0.5	0.5	...	12.9

NOTEWORTHY

- » Key reserve for the Lobos playing in 34 games as a true freshman
- » Team's fifth-leading scorer on the season
- » Scored in double figures nine times and had two 20+ point games as well
- » Selected to play in the 2018 USA Basketball 3xe Open National Championships along with teammates Antonia Anderson, Jaisa Nunn, and Aisia Robertson
- » In HS was named the Offensive Player of the Year as a freshman
- » Also named All-District in 2014-15 and 2015-16

Washington's Top Performances

Points	Season	15 vs. Colorado State (1/12/19)
	Career	27 vs. Northern N.M. (11/15/17)
FGM	Season	5 vs. Colorado State (1/12/19)
	Career	7 vs. Northern N.M. (11/15/17)
FGA	Season	10 vs. Auburn (11/11/18)
	Career	15 vs. Northern N.M. (11/15/17)
3PT FGM	Season	5 vs. Colorado State (1/12/19)
	Career	5 - done three times
3PT FGA	Season	10 vs. Auburn (11/11/18)
	Career	Same
FTM	Season	2 vs. Air Force (1/2/19)
	Career	8 vs. Northern N.M. (11/15/17)
FTA	Season	4 vs. SFA (12/20/18)
	Career	8 vs. Northern N.M. (11/15/17)
Rebounds	Season	6 vs. Colorado State (1/12/19)
	Career	7 vs. Nevada (12/30/17)
Assists	Season	2 - done twice
	Career	4 vs. Rice (3/20/18)
Blocks	Season	
	Career	1 - done twice
Steals	Season	2 vs. Auburn (11/11/18)
	Career	Same
Turnovers	Season	2 - done three times
	Career	3 - done twice
Min. Played	Season	28 vs. Auburn (11/11/18)
	Career	34 vs. Colorado St. (2/27/18)

GAME-BY-GAME STATISTICS

				Total		3-Pointers		Free throws		Rebounds											
Opponent	Date	gs	min	fg-fga	pct	3fg-fga	pct	ft-fa	pct	off	def	tot	avg	pf	a	t/o	blk	stl	pts	avg	
TEXAS ST.	11/09/18		10	1-4	.250	1-2	.500	0-0	.000	0	1	1	1.0	1	0	0	0	0	3	3.0	
AUBURN	11/11/18		28	3-10	.300	3-10	.300	0-0	.000	0	0	0	0.5	2	1	0	0	2	9	6.0	
HARTFORD	11/18/18		13	1-6	.167	1-5	.200	0-0	.000	0	1	1	0.7	2	1	1	0	1	3	5.0	
at Houston	11/24/18		8	0-1	.000	0-0	.000	0-0	.000	0	1	1	0.8	0	0	1	0	0	0	3.8	
OKLAHOMA	11/28/18		2	0-0	.000	0-0	.000	0-0	.000	0	0	0	0.6	0	0	1	0	0	0	3.0	
NEW MEXICO ST.	12/01/18		15	1-3	.333	0-2	.000	0-0	.000	0	3	3	1.0	0	2	0	0	1	2	2.8	
at Northern Arizona	12/08/18		dnp	-	-	-	-	-	-	-	-	-	-	-	-	-	-	-	-	-	
at New Mexico St.	12/15/18		13	3-4	.750	2-3	.667	0-0	.000	0	1	1	1.0	3	1	0	0	0	8	3.6	
SACRAMENTO ST.	12/19/18		12	1-3	.333	1-2	.500	0-0	.000	0	1	1	1.0	1	0	1	0	1	3	3.5	
STEPHEN F. AUSTIN	12/20/18		10	0-1	.000	0-1	.000	2-4	.500	0	0	0	0.9	1	0	2	0	1	2	3.3	
AIR FORCE	01/02/19		17	0-3	.000	0-1	.000	2-2	1.000	0	3	3	1.1	2	1	1	0	1	2	3.2	
at Nevada	1/5/19		10	1-4	.250	0-1	.000	0-0	.000	0	0	0	1.0	1	0	1	0	0	2	3.1	
at UNLV	01/09/19		4	0-0	.000	0-0	.000	0-0	.000	0	0	0	0.9	0	0	1	0	0	0	2.8	
COLORADO ST.	01/12/19		25	5-8	.625	5-8	.625	0-0	.000	0	6	6	1.3	2	0	2	0	0	15	3.8	
SAN DIEGO ST.	01/16/19		18	4-7	.571	4-7	.571	0-0	.000	0	2	2	1.4	1	0	1	0	1	12	4.4	
at Wyoming	01/19/19		16	0-2	.000	0-2	.000	0-0	.000	0	1	1	1.3	1	2	2	0	0	0	4.1	
UNLV	01/23/19		6	0-4	.000	0-3	.000	0-0	.000	0	0	0	1.3	0	0	0	0	0	0	3.8	
Totals		0	207	20-60	.333	17-47	.362	4-6	.667	0	20	20	1.3	17	8	14	0	8	61	3.8	

WASHINGTON'S CAREER STATS AT UNM

Season	gp-gs	min/avg	Total		3-Point		F-Throws		Rebounds				Scoring							
			fg-fga	pct	fg-fga	pct	ft-fa	pct	off	def	tot	avg	pf	fo	ast	to	blk	stl	pts	avg
2017-18	34-0	604/17.8	74-194	.381	39-106	.368	30-38	.789	14	46	60	1.8	29	0	27	27	2	10	217	6.4
2018-19	16-0	207/12.9	20-60	.333	17-47	.362	4-6	.667	0	20	20	1.3	17	0	8	14	0	8	61	3.8
TOTAL	50-0	811/16.2	94-254	.370	56-153	.366	34-44	.773	14	66	80	1.6	46	0	35	41	2	18	278	5.6



UNIVERSITY OF NEW MEXICO

2018-19 WOMEN'S BASKETBALL



#44

JAISA NUNN

C | 6-3 | SR | Kirkland, Wash. (Juanita HS)



PPG	FG %	3PT %	FT %	RPG	APG	SPG	BPG	MPG
15.4	.564	.364	.730	8.4	0.8	1.1	0.8	28.8

NOTEWORTHY

- » MW Player of the Week (11-19-18)
- » One of 20 to be named to Lisa Leslie Award Watch List
- » 2018-19 Preseason All-MW
- » Only player in MW last season to average a double-double (17.0 pts, 10.2 reb)
- » Became the 22nd player in program history to score 1,000 career points
- » Currently No. 10 on the all-time scoring list with 1,236 pts.
- » Lone returning starter from last season

Nunn's Top Performances

Points	Season	32 vs. Hartford (11/18/18)
	Career	39 vs. Marquette (11/13/17)
FGM	Season	11 vs. Hartford (11/18/18)
	Career	14 vs. Marquette (11/13/17)
FGA	Season	18 vs. Hartford (11/18/18)
	Career	Same
3PT FGM	Season	2 vs. New Mexico St. (12/1/18)
	Career	2 - done twice
3PT FGA	Season	3 vs. New Mexico St. (12/1/18)
	Career	4 - done twice
FTM	Season	9 vs. Hartford (11/18/18)
	Career	11 - done twice
FTA	Season	12 vs. Hartford (11/18/18)
	Career	12 - done three times
Rebounds	Season	16 at New Mexico St. (12/15/18)
	Career	18 vs. UC Irvine (11/25/17)
Assists	Season	2 - done four times
	Career	4 vs. Illinois (11/26/17)
Blocks	Season	3 at Houston (11/24/18)
	Career	4 vs. Lamar (12/20/17)
Steals	Season	3 - done twice
	Career	5 vs. TCU (3/22/18)
Turnovers	Season	6 at Houston (11/24/18)
	Career	Same
Min. Played	Season	47 at Houston (11/24/18)
	Career	Same

GAME-BY-GAME STATISTICS

Opponent	Date	gs	min	Total		3-Pointers		Free throws		Rebounds				pf	a	t/o	blk	stl	pts	avg	
				fg-fga	pct	3fg-fga	pct	ft-fa	pct	off	def	tot	avg								
TEXAS ST.	11/09/18	*	18	5-7	.714	0-0	.000	4-6	.667	2	1	3	3.0	2	2	0	1	3	14	14.0	
AUBURN	11/11/18	*	33	6-6	1.000	0-0	.000	4-4	1.000	4	0	4	3.5	2	1	0	0	3	16	15.0	
HARTFORD	11/18/18	*	35	11-18	.611	1-1	1.000	9-12	.750	4	7	11	6.0	2	0	0	1	2	32	20.7	
at Houston	11/24/18	*	47	9-17	.529	0-1	.000	3-4	.750	5	7	12	7.5	3	2	6	3	2	21	20.8	
OKLAHOMA	11/28/18	*	24	6-15	.400	0-1	.000	0-0	.000	4	6	10	8.0	5	0	0	2	1	12	19.0	
NEW MEXICO ST.	12/01/18	*	30	5-8	.625	2-3	.667	1-2	.500	3	7	10	8.3	0	1	0	1	2	13	18.0	
UTEP	12/05/18	*	29	6-8	.750	0-0	.000	0-0	.000	2	6	8	8.3	1	0	1	2	1	12	17.1	
at Northern Arizona	12/08/18	*	22	8-12	.667	0-0	.000	4-4	1.000	0	3	3	7.6	3	0	1	1	0	20	17.5	
at New Mexico St.	12/15/18	*	33	7-16	.438	0-1	.000	1-2	.500	11	5	16	8.6	3	1	2	0	0	15	17.2	
SACRAMENTO ST.	12/19/18	*	24	5-12	.417	0-1	.000	0-0	.000	6	3	9	8.6	1	1	0	0	0	10	16.5	
STEPHEN F. AUSTIN	12/20/18	*	15	4-6	.667	0-0	.000	3-4	.750	4	4	8	8.5	2	2	1	0	0	11	16.0	
AIR FORCE	01/02/19	*	22	3-6	.500	0-1	.000	2-2	1.000	2	7	9	8.6	3	0	1	1	1	8	15.3	
at Nevada	1/5/19	*	25	2-4	.500	0-0	.000	1-2	.500	3	4	7	8.5	4	0	3	0	0	5	14.5	
at UNLV	01/09/19	*	36	8-14	.571	0-1	.000	3-6	.500	5	6	11	8.6	3	1	1	1	1	19	14.9	
COLORADO ST.	01/12/19	*	36	4-10	.400	0-0	.000	6-7	.857	4	3	7	8.5	1	2	2	0	1	14	14.8	
SAN DIEGO ST.	01/16/19	*	28	6-14	.429	0-0	.000	2-4	.500	6	3	9	8.6	4	1	2	1	1	14	14.8	
at Wyoming	01/19/19	*	31	6-8	.750	1-1	1.000	3-4	.750	1	2	3	8.2	2	0	1	0	1	16	14.8	
UNLV	01/23/19	*	30	9-14	.643	0-0	.000	8-11	.727	4	8	12	8.4	4	0	1	0	0	26	15.4	
Totals			18	518	110-195	.564	4-11	.364	54-74	.730	70	82	152	8.4	45	14	22	14	19	278	15.4

NUNN'S CAREER STATS AT UNM

Season	gp-gs	min/avg	Total		3-Point		F-Throws		Rebounds				Scoring							
			fg-fga	pct	fg-fga	pct	ft-fa	pct	off	def	tot	avg	pf	fo	ast	to	blk	stl	pts	avg
2015-16	30-11	544/18.1	93-172	.541	0-0	.000	29-50	.580	61	87	148	4.9	42	1	27	30	10	13	215	7.2
2016-17	21-2	430/20.5	87-183	.475	6-28	.214	38-63	.603	48	100	148	7.0	34	0	16	31	5	11	218	10.4
2017-18	35-35	984/28.1	221-347	.637	1-1	1.000	152-188	.809	177	181	358	10.2	82	3	15	38	26	36	595	17.0
2018-19	18-18	518/28.8	110-195	.564	4-11	.364	54-74	.730	70	82	152	8.4	45	1	14	22	14	19	278	15.4
TOTAL	104-66	2476/23.8	511-897	.570	11-40	.275	273-375	.728	356	450	806	7.8	203	5	72	121	55	79	1306	12.6



UNIVERSITY OF NEW MEXICO

2018-19 WOMEN'S BASKETBALL



2018-19 New Mexico Women's Basketball

New Mexico Combined Team Statistics (as of Jan 23, 2019)

All games



RECORD:	OVERALL	HOME	AWAY	NEUTRAL
ALL GAMES	16-2	11-1	5-1	0-0
CONFERENCE	6-1	4-0	2-1	0-0
NON-CONFERENCE	10-1	7-1	3-0	0-0

#	Player	gp-gs	min	avg	Total		3-Point		F-Throw		Rebounds				pf	dq	a	to	blk	stl	pts	avg
					fg-fga	fg%	3fg-fga	3fg%	ft-fa	ft%	off	def	tot	avg								
44	NUNN, Jaisa	18-18	518	28.8	110-195	.564	4-11	.364	54-74	.730	70	82	152	8.4	45	1	14	22	14	19	278	15.4
15	ROBERTSON, Aisia	18-18	554	30.8	107-268	.399	14-53	.264	43-81	.531	16	81	97	5.4	51	1	132	113	10	46	271	15.1
04	EVERETT, Jayla	18-18	545	30.3	81-198	.409	35-95	.368	51-62	.823	20	51	71	3.9	33	0	57	51	15	26	248	13.8
03	HURST, Ahlise	18-15	523	29.1	59-171	.345	33-119	.277	8-15	.533	11	39	50	2.8	32	0	9	26	4	26	159	8.8
23	DE LA CERDA, Jaedyn	17-3	277	16.3	40-107	.374	15-62	.242	17-22	.773	7	39	46	2.7	17	0	21	16	1	19	112	6.6
32	ANDERSON, Antonia	18-0	311	17.3	25-74	.338	6-20	.300	22-31	.710	35	38	73	4.1	32	0	13	23	15	11	78	4.3
35	WASHINGTON, Madi	16-0	207	12.9	20-60	.333	17-47	.362	4-6	.667	0	20	20	1.3	17	0	8	14	0	8	61	3.8
13	MCGRUDER, Shaiquel	17-0	148	8.7	24-42	.571	0-0	.000	5-11	.455	22	27	49	2.9	11	0	2	5	11	16	53	3.1
21	MCCLURE, Nike	18-18	412	22.9	24-56	.429	0-5	.000	7-26	.269	41	81	122	6.8	38	1	20	25	50	15	55	3.1
01	NOBLE, Quincy	12-0	74	6.2	7-23	.304	5-15	.333	7-8	.875	4	4	8	0.7	14	0	0	5	2	4	26	2.2
11	LINES, Emily	7-0	45	6.4	3-11	.273	2-5	.400	4-5	.800	2	10	12	1.7	4	0	5	2	0	1	12	1.7
02	MATHEWS, Bre'Asiaja	10-0	54	5.4	5-12	.417	0-1	.000	7-12	.583	8	14	22	2.2	5	0	1	1	1	3	17	1.7
24	MOORE, Erica	4-0	8	2.0	1-1	1.000	0-0	.000	0-1	.000	0	0	0	0.0	2	0	0	1	0	1	2	0.5
Team											45	52	97				1					
Total.....		0	3676		506-1218	.415	131-433	.303	229-354	.647	281	538	819	0.0	301	3	282	305	123	195	1372	0.0
Opponents.....		0	3678		409-1144	.358	103-387	.266	197-296	.666	246	489	735	0.0	310	-	210	357	63	164	1118	0.0

TEAM STATISTICS	NM	OPP
SCORING	1372	1118
Points per game	76.2	62.1
Scoring margin	+14.1	-
FIELD GOALS-ATT	506-1218	409-1144
Field goal pct	.415	.358
3 POINT FG-ATT	131-433	103-387
3-point FG pct	.303	.266
3-pt FG made per game	7.3	5.7
FREE THROWS-ATT	229-354	197-296
Free throw pct	.647	.666
F-Throws made per game	12.7	10.9
REBOUNDS	819	735
Rebounds per game	45.5	40.8
Rebounding margin	+4.7	-
ASSISTS	282	210
Assists per game	15.7	11.7
TURNOVERS	305	357
Turnovers per game	16.9	19.8
Turnover margin	+2.9	-
Assist/turnover ratio	0.9	0.6
STEALS	195	164
Steals per game	10.8	9.1
BLOCKS	123	63
Blocks per game	6.8	3.5
ATTENDANCE	58115	6519
Home games-Avg/Game	12-4843	6-1086
Neutral site-Avg/Game	-	0-0

Date	Opponent		Score	Att.
11/09/18	TEXAS ST.	w	82-51	4585
11/11/18	AUBURN	L	76-79	4419
11/18/18	HARTFORD	w	72-65	4330
11/24/18	at Houston	Wo2	89-84	802
11/28/18	OKLAHOMA	w	84-80	5152
12/01/18	NEW MEXICO ST.	w	83-58	5327
12/05/18	UTEP	w	69-51	4490
12/08/18	at Northern Arizona	w	84-55	406
12/15/18	at New Mexico St.	w	75-50	889
12/19/18	SACRAMENTO ST.	w	85-53	4708
12/20/18	STEPHEN F. AUSTIN	w	74-33	4702
* 01/02/19	AIR FORCE	w	78-57	4608
* 1/5/19	at Nevada	w	66-64	1058
* 01/09/19	at UNLV	L	57-66	774
* 01/12/19	COLORADO ST.	w	70-58	5809
* 01/16/19	SAN DIEGO ST.	w	70-62	4976
* 01/19/19	at Wyoming	w	78-75	2590
* 01/23/19	UNLV	Wot	80-77	5009

* - Conference game

Score by Periods	1st	2nd	3rd	4th	OT	OT2	Totals
New Mexico	306	336	342	356	19	13	1372
Opponents	265	239	275	315	16	8	1118



UNIVERSITY OF NEW MEXICO

2018-19 WOMEN'S BASKETBALL



2018-19 New Mexico Women's Basketball
New Mexico Season Schedule/Results & Leaders (as of Jan 23, 2019)
All games



RECORD:	OVERALL	HOME	AWAY	NEUTRAL
ALL GAMES	16-2	11-1	5-1	0-0
CONFERENCE	6-1	4-0	2-1	0-0
NON-CONFERENCE	10-1	7-1	3-0	0-0

Date	Opponent	Score	Att.	High Points	High Rebounds
11/09/18	TEXAS ST.	W 82-51	4585	(17)ROBERTSON, Aisia	(13)MCGRUDER, Shaiquel
11/11/18	AUBURN	L 76-79	4419	(25)EVERETT, Jayla	(8)ANDERSON, Antonia
11/18/18	HARTFORD	W 72-65	4330	(32)NUNN, Jaisa	(11)MCCLURE, Nike
					(11)NUNN, Jaisa
11/24/18	at Houston	Wo2 89-84	802	(28)ROBERTSON, Aisia	(12)NUNN, Jaisa
11/28/18	OKLAHOMA	W 84-80	5152	(39)HURST, Ahlise	(10)NUNN, Jaisa
					(10)MCCLURE, Nike
12/01/18	NEW MEXICO ST.	W 83-58	5327	(23)ROBERTSON, Aisia	(10)NUNN, Jaisa
12/05/18	UTEP	W 69-51	4490	(20)ROBERTSON, Aisia	(8)NUNN, Jaisa
12/08/18	at Northern Arizona	W 84-55	406	(20)NUNN, Jaisa	(8)MCCLURE, Nike
12/15/18	at New Mexico St.	W 75-50	889	(21)DE LA CERDA, Jaedyn	(16)NUNN, Jaisa
12/19/18	SACRAMENTO ST.	W 85-53	4708	(18)EVERETT, Jayla	(9)NUNN, Jaisa
12/20/18	STEPHEN F. AUSTIN	W 74-33	4702	(12)ROBERTSON, Aisia	(8)NUNN, Jaisa
01/02/19	*AIR FORCE	W 78-57	4608	(19)EVERETT, Jayla	(10)MCCLURE, Nike
1/5/19	*at Nevada	W 66-64	1058	(21)ROBERTSON, Aisia	(7)ROBERTSON, Aisia
					(7)NUNN, Jaisa
01/09/19	*at UNLV	L 57-66	774	(19)NUNN, Jaisa	(11)NUNN, Jaisa
01/12/19	*COLORADO ST.	W 70-58	5809	(15)WASHINGTON, Madi	(12)MCCLURE, Nike
01/16/19	*SAN DIEGO ST.	W 70-62	4976	(19)ROBERTSON, Aisia	(9)NUNN, Jaisa
01/19/19	*at Wyoming	W 78-75	2590	(24)ROBERTSON, Aisia	(7)MCCLURE, Nike
01/23/19	*UNLV	Wot 80-77	5009	(26)NUNN, Jaisa	(12)NUNN, Jaisa

* - Conference game

Attendance Summary	Games	Attend	Avg/Game
Home	12	58115	4843
Away	6	6519	1086
Neutral	0	0	0
Total	18	64634	3591



UNIVERSITY OF NEW MEXICO

2018-19 WOMEN'S BASKETBALL



2018-19 New Mexico Women's Basketball
New Mexico Season Box Score (as of Jan 23, 2019)
All games



RECORD:	OVERALL	HOME	AWAY	NEUTRAL
ALL GAMES	16-2	11-1	5-1	0-0
CONFERENCE	6-1	4-0	2-1	0-0
NON-CONFERENCE	10-1	7-1	3-0	0-0

##	Player	gp-gs	min	avg	Total		3-Point		F-Throw		Rebounds				pf	dq	a	to	blk	stl	pts	avg
					fg-fga	fg%	3fg-fga	3fg%	ft-fa	ft%	off	def	tot	avg								
44	NUNN, Jaisa	18-18	518	28.8	110-195	.564	4-11	.364	54-74	.730	70	82	152	8.4	45	1	14	22	14	19	278	15.4
15	ROBERTSON, Aisia	18-18	554	30.8	107-268	.399	14-53	.264	43-81	.531	16	81	97	5.4	51	1	132	113	10	46	271	15.1
04	EVERETT, Jayla	18-18	545	30.3	81-198	.409	35-95	.368	51-62	.823	20	51	71	3.9	33	0	57	51	15	26	248	13.8
03	HURST, Ahlise	18-15	523	29.1	59-171	.345	33-119	.277	8-15	.533	11	39	50	2.8	32	0	9	26	4	26	159	8.8
23	DE LA CERDA, Jaedyn	17-3	277	16.3	40-107	.374	15-62	.242	17-22	.773	7	39	46	2.7	17	0	21	16	1	19	112	6.6
32	ANDERSON, Antonia	18-0	311	17.3	25-74	.338	6-20	.300	22-31	.710	35	38	73	4.1	32	0	13	23	15	11	78	4.3
35	WASHINGTON, Madi	16-0	207	12.9	20-60	.333	17-47	.362	4-6	.667	0	20	20	1.3	17	0	8	14	0	8	61	3.8
13	MCGRUDER, Shaiquel	17-0	148	8.7	24-42	.571	0-0	.000	5-11	.455	22	27	49	2.9	11	0	2	5	11	16	53	3.1
21	MCCLURE, Nike	18-18	412	22.9	24-56	.429	0-5	.000	7-26	.269	41	81	122	6.8	38	1	20	25	50	15	55	3.1
01	NOBLE, Quincy	12-0	74	6.2	7-23	.304	5-15	.333	7-8	.875	4	4	8	0.7	14	0	0	5	2	4	26	2.2
11	LINES, Emily	7-0	45	6.4	3-11	.273	2-5	.400	4-5	.800	2	10	12	1.7	4	0	5	2	0	1	12	1.7
02	MATHEWS, Bre'Asiaja	10-0	54	5.4	5-12	.417	0-1	.000	7-12	.583	8	14	22	2.2	5	0	1	1	1	3	17	1.7
24	MOORE, Erica	4-0	8	2.0	1-1	1.000	0-0	.000	0-1	.000	0	0	0	0.0	2	0	0	1	0	1	2	0.5
Team											45	52	97					1				
Total.....		18	3676		506-1218	.415	131-433	.303	229-354	.647	281	538	819	45.5	301	3	282	305	123	195	1372	76.2
Opponents.....		18	3678		409-1144	.358	103-387	.266	197-296	.666	246	489	735	40.8	310	-	210	357	63	164	1118	62.1

Score by Periods	1st	2nd	3rd	4th	OT	OT2	Totals
New Mexico	306	336	342	356	19	13	1372
Opponents	265	239	275	315	16	8	1118



UNIVERSITY OF NEW MEXICO

2018-19 WOMEN'S BASKETBALL



2018-19 New Mexico Women's Basketball
New Mexico Overall Team Statistics (as of Jan 23, 2019)
All games



TEAM STATISTICS	NM	OPP
SCORING	1372	1118
Points per game	76.2	62.1
Scoring margin	+14.1	-
FIELD GOALS-ATT	506-1218	409-1144
Field goal pct	.415	.358
3 POINT FG-ATT	131-433	103-387
3-point FG pct	.303	.266
3-pt FG made per game	7.3	5.7
FREE THROWS-ATT	229-354	197-296
Free throw pct	.647	.666
F-Throws made per game	12.7	10.9
REBOUNDS	819	735
Rebounds per game	45.5	40.8
Rebounding margin	+4.7	-
ASSISTS	282	210
Assists per game	15.7	11.7
TURNOVERS	305	357
Turnovers per game	16.9	19.8
Turnover margin	+2.9	-
Assist/turnover ratio	0.9	0.6
STEALS	195	164
Steals per game	10.8	9.1
BLOCKS	123	63
Blocks per game	6.8	3.5
WINNING STREAK	4	-
Home win streak	10	-
ATTENDANCE	58115	6519
Home games-Avg/Game	12-4843	6-1086
Neutral site-Avg/Game	-	0-0

Score by Periods	1st	2nd	3rd	4th	OT	OT2	Totals
New Mexico	306	336	342	356	19	13	1372
Opponents	265	239	275	315	16	8	1118



UNIVERSITY OF NEW MEXICO

2018-19 WOMEN'S BASKETBALL



2018-19 New Mexico Women's Basketball
New Mexico Team Game-by-Game Comparison (as of Jan 23, 2019)
All games



Opponent	1st	2nd	Score	Mar	Total FG	FG Pct	3-Pointers	3FG Pct	Free Throws	FT Pct	Rebounds
TEXAS ST.	29/27	53/24	82-51	+31	31-71/18-62	.437/.290	7-23/4-12	.304/.333	13-19/11-14	.684/.786	47/40 +7
AUBURN	33/36	43/43	76-79	(3)	24-63/28-68	.381/.412	12-37/4-17	.324/.235	16-24/19-25	.667/.760	39/45 (6)
HARTFORD	33/26	39/39	72-65	+7	25-58/24-59	.431/.407	4-20/6-21	.200/.286	18-29/11-16	.621/.688	45/27 +18
Houston	43/38	25/30	89-84	+5	32-75/31-84	.427/.369	8-20/9-44	.400/.205	17-22/13-19	.773/.684	58/43 +15
OKLAHOMA	41/40	43/40	84-80	+4	32-82/29-69	.390/.420	10-32/10-22	.313/.455	10-18/12-22	.556/.545	48/50 (2)
NEW MEXICO ST.	45/25	38/33	83-58	+25	35-66/25-71	.530/.352	8-26/3-17	.308/.176	5-12/5-13	.417/.385	45/40 +5
UTEP	31/27	38/24	69-51	+18	29-69/20-55	.420/.364	5-26/5-13	.192/.385	6-8/6-12	.750/.500	41/38 +3
Northern Arizona	37/30	47/25	84-55	+29	30-75/16-68	.400/.235	7-23/6-26	.304/.231	17-23/17-23	.739/.739	59/45 +14
New Mexico St.	31/27	44/23	75-50	+25	28-74/21-62	.378/.339	4-18/4-17	.222/.235	15-26/4-11	.577/.364	49/47 +2
SACRAMENTO ST.	41/34	44/19	85-53	+32	31-76/16-67	.408/.239	3-17/11-47	.176/.234	20-26/10-14	.769/.714	60/43 +17
STEPHEN F. AUSTIN	35/9	39/24	74-33	+41	27-66/11-57	.409/.193	9-27/5-27	.333/.185	11-19/6-12	.579/.500	52/42 +10
AIR FORCE	37/25	41/32	78-57	+21	31-69/23-58	.449/.397	2-15/1-12	.133/.083	14-24/10-19	.583/.526	44/37 +7
Nevada	30/22	36/42	66-64	+2	25-60/27-61	.417/.443	6-16/3-12	.375/.250	10-19/7-12	.526/.583	34/41 (7)
UNLV	31/30	26/36	57-66	(9)	20-61/26-62	.328/.419	7-30/2-15	.233/.133	10-14/12-17	.714/.706	39/41 (2)
COLORADO ST.	36/26	34/32	70-58	+12	23-66/18-52	.348/.346	11-28/6-20	.393/.300	13-18/16-22	.722/.727	49/33 +16
SAN DIEGO ST.	42/26	28/36	70-62	+8	27-68/23-70	.397/.329	9-24/4-18	.375/.222	7-12/12-14	.583/.857	45/47 (2)
Wyoming	36/29	42/46	78-75	+3	30-57/26-56	.526/.464	11-25/12-27	.440/.444	7-10/11-12	.700/.917	27/32 (5)
UNLV	31/27	38/42	80-77	+3	26-62/27-63	.419/.429	8-26/8-20	.308/.400	20-31/15-19	.645/.789	38/44 (6)

Note: Game totals are displayed in the format TEAM/OPPONENT for each category



UNIVERSITY OF NEW MEXICO

2018-19 WOMEN'S BASKETBALL



2018-19 New Mexico Women's Basketball
New Mexico Points-Rebounds-Assists (as of Jan 23, 2019)
All games



Opponent	Date	Score	01 NOBLE,QUIN	02 MATHEWS,BR	03 HURST,AHLI	04 EVERETT,JA	11 LINES,EMIL	13 MCGRUDER,S	15 ROBERTSON,
TEXAS ST.	11/09/18	82-51 w	5-1-0	0-1-0	7-1-2	11-3-2	DNP	6-13-0	17-8-9
AUBURN	11/11/18	76-79 L	DNP	DNP	2-0-0	25-6-2	DNP	0-1-0	9-7-8
HARTFORD	11/18/18	72-65 w	0-0-0	2-3-0	3-1-0	15-5-4	DNP	1-0-0	10-3-12
at Houston	11/24/18	89-84 w	1-0-0	DNP	11-6-0	17-8-2	DNP	DNP	28-11-11
OKLAHOMA	11/28/18	84-80 w	0-0-0	DNP	39-2-1	13-1-4	DNP	0-0-0	5-6-16
NEW MEXICO ST.	12/01/18	83-58 w	2-0-0	2-3-0	11-3-0	9-4-3	DNP	4-1-0	23-4-6
UTEP	12/05/18	69-51 w	3-0-0	0-1-0	7-2-0	14-6-1	0-0-0	2-5-0	20-5-6
at Northern Arizona	12/08/18	84-55 w	0-3-0	6-6-0	17-7-0	6-5-7	7-4-2	0-2-0	10-3-6
at New Mexico St.	12/15/18	75-50 w	DNP	DNP	0-1-0	10-4-0	0-2-1	0-0-0	14-4-4
SACRAMENTO ST.	12/19/18	85-53 w	3-1-0	2-3-0	0-2-1	18-3-2	2-2-0	7-6-0	16-6-9
STEPHEN F. AUSTIN	12/20/18	74-33 w	10-2-0	3-3-1	8-3-1	5-3-4	3-4-1	6-2-1	12-6-5
AIR FORCE	01/02/19	78-57 w	2-0-0	0-0-0	7-2-0	19-3-3	0-0-0	9-9-0	15-0-5
at Nevada	1/5/19	66-64 w	DNP	DNP	10-2-0	16-4-6	DNP	9-4-1	21-7-5
at UNLV	01/09/19	57-66 L	0-0-0	DNP	6-3-2	11-5-4	DNP	0-4-0	4-3-6
COLORADO ST.	01/12/19	70-58 w	DNP	DNP	7-3-1	9-3-4	DNP	0-1-0	10-8-5
SAN DIEGO ST.	01/16/19	70-62 w	DNP	0-1-0	9-7-0	13-4-4	0-0-1	0-0-0	19-8-5
at Wyoming	01/19/19	78-75 w	DNP	2-1-0	8-4-0	14-1-3	DNP	6-0-0	24-2-5
UNLV	01/23/19	80-77 w	0-1-0	DNP	7-1-1	23-3-2	DNP	3-1-0	14-6-9

Opponent	Date	Score	21 MCCLURE,NI	23 DE LA CERD	24 MOORE,ERIC	32 ANDERSON,A	35 WASHINGTON	44 NUNN,JAISA
TEXAS ST.	11/09/18	82-51 w	4-7-0	9-4-2	0-0-0	6-1-1	3-1-0	14-3-2
AUBURN	11/11/18	76-79 L	2-7-2	4-1-2	DNP	9-8-2	9-0-1	16-4-1
HARTFORD	11/18/18	72-65 w	4-11-2	0-1-1	DNP	2-2-0	3-1-1	32-11-0
at Houston	11/24/18	89-84 w	6-7-2	DNP	DNP	5-3-0	0-1-0	21-12-2
OKLAHOMA	11/28/18	84-80 w	5-10-2	6-2-1	DNP	4-8-0	0-0-0	12-10-0
NEW MEXICO ST.	12/01/18	83-58 w	0-5-1	9-5-4	DNP	8-5-0	2-3-2	13-10-1
UTEP	12/05/18	69-51 w	0-2-1	6-2-2	DNP	5-5-2	DNP	12-8-0
at Northern Arizona	12/08/18	84-55 w	5-8-0	9-3-2	0-0-0	4-7-0	DNP	20-3-0
at New Mexico St.	12/15/18	75-50 w	2-6-0	21-7-1	DNP	5-5-0	8-1-1	15-16-1
SACRAMENTO ST.	12/19/18	85-53 w	8-8-2	8-5-0	DNP	8-7-1	3-1-0	10-9-1
STEPHEN F. AUSTIN	12/20/18	74-33 w	2-6-0	3-5-1	2-0-0	7-3-1	2-0-0	11-8-2
AIR FORCE	01/02/19	78-57 w	5-10-1	11-3-2	0-0-0	0-3-0	2-3-1	8-9-0
at Nevada	1/5/19	66-64 w	0-0-1	3-1-0	DNP	0-3-0	2-0-0	5-7-0
at UNLV	01/09/19	57-66 L	4-6-1	11-4-0	DNP	2-0-0	0-0-0	19-11-1
COLORADO ST.	01/12/19	70-58 w	6-12-3	6-0-1	DNP	3-4-2	15-6-0	14-7-2
SAN DIEGO ST.	01/16/19	70-62 w	0-7-0	3-0-2	DNP	0-2-1	12-2-0	14-9-1
at Wyoming	01/19/19	78-75 w	2-7-2	3-3-0	DNP	3-1-0	0-1-2	16-3-0
UNLV	01/23/19	80-77 w	0-3-0	0-0-0	DNP	7-6-3	0-0-0	26-12-0



UNIVERSITY OF NEW MEXICO

2018-19 WOMEN'S BASKETBALL



GAME 1 | NEW MEXICO 82 - TEXAS STATE 51

Nov. 9, 2018 | Albuquerque, N.M.



Official Basketball Box Score - Game Totals - Final Statistics

Texas St. vs New Mexico
11/09/18 7:00 pm at



Texas St. 51 • 0-1

#	Player	Total		3-Ptr		Rebounds		PF	TP	A	TO	Bk	Stl	Min
		FG-FGA	FG-FGA	FT-FTA	Off Def Tot	PF	TP							
13	Zandra Emmanuel	1-5	0-1	0-0	3 2 5	2	2	0	2	0	2	0	2	9
22	Jazza Johns	3-9	0-0	0-0	1 2 3	2	6	0	2	0	0	0	20	
02	Toshua Leavitt	5-16	2-5	6-6	0 0 0	1	18	3	8	0	0	1	33	
24	Brooke Holle	2-12	1-4	0-0	2 4 6	2	5	2	3	0	2	0	30	
33	Bailey Holle	2-4	1-2	0-0	0 4 4	1	5	3	2	0	4	26		
00	Jayla Johnson	1-1	0-0	0-0	3 4 7	1	2	0	1	0	1	22		
01	Avionne Alexander	0-4	0-0	2-2	1 1 2	1	2	0	0	0	0	0	9	
03	Kennedy Taylor	1-5	0-0	0-0	0 1 1	3	2	0	1	0	0	0	7	
15	Ja'Kayla Bowie	2-2	0-0	2-2	0 1 1	0	6	0	2	0	0	0	17	
32	Da'Nasia Hood	0-0	0-0	0-0	0 1 1	0	0	0	1	0	0	0	18	
55	Jaeda Reed	1-4	0-0	1-4	1 0 1	1	3	0	1	0	0	0	9	
Team		1		5		4		9						
Totals		18-62	4-12	11-14	16 24 40	14	51	8	24	0	10	200		

1st - FG %: 7-16 43.8% 2nd: 4-16 25.0% 3rd: 4-15 26.7% 4th: 3-13 23.1% Game: 18-62 29.0% Deadball Rebounds 1
3FG %: 2-2 100.0% 1-4 25.0% 1-1 100.0% 4-12 33.3% 19-25 76.0%
FT %: 6-0 0.0% 4-4 100.0% 5-6 83.3% 11-14 78.6%

New Mexico 82 • 1-0

#	Player	Total		3-Ptr		Rebounds		PF	TP	A	TO	Bk	Stl	Min
		FG-FGA	FG-FGA	FT-FTA	Off Def Tot	PF	TP							
21	McCLURE, Nike	2-4	0-1	0-0	2 5 7	2	4	0	1	6	0	0	20	
44	NUNN, Jaisa	5-7	0-0	4-6	2 1 3	2	14	2	0	1	3	18		
04	EVERETT, Jayla	3-10	1-3	4-4	2 1 3	2	11	2	4	1	1	29		
15	ROBERTSON, Aisia	8-16	1-2	0-2	3 5 8	2	17	9	10	2	3	24		
23	DE LA CERDA, Jaedyn	4-11	1-6	0-0	0 4 4	0	9	2	0	0	0	27		
01	NOBLE, Quincy	1-3	1-1	2-2	1 0 1	0	5	0	0	2	0	6		
02	MATHEWS, Bre'Asiahjah	0-0	0-0	0-0	0 1 1	0	0	0	0	1	0	5		
03	HURST, Ahlise	2-8	2-8	1-2	0 1 1	4	7	2	0	1	1	18		
13	MCGRUDER, Shaiquel	3-6	0-0	0-0	5 8 13	0	6	0	1	2	4	16		
24	MOORE, Erica	0-0	0-0	0-0	0 0 0	0	1	0	0	0	0	1	1	
32	ANDERSON, Antonia	2-2	0-0	2-3	1 0 1	4	6	1	1	0	0	20		
35	WASHINGTON, Madi	1-4	1-2	0-0	0 1 1	1	3	0	0	0	0	10		
Team		3		1		4								
Totals		31-71	7-23	13-19	19 28 47	19	82	18	17	16	15	199		

1st - FG %: 6-16 37.5% 2nd: 6-20 30.0% 3rd: 11-15 73.3% 4th: 8-20 40.0% Game: 31-71 43.7% Deadball Rebounds 3,2
3FG %: 0-4 0.0% 2-2 100.0% 9-13 69.2% 2-2 100.0% 13-19 68.4%
FT %: 2-2 100.0% 0-0 0.0% 9-13 69.2%

Officials: Technical fouls: Texas St.-None. New Mexico-None.
Attendance: 4585
2018-19 Women's Basketball. Round: 0. New Mexico vs Texas St.. Played at .

Score by periods	1st	2nd	3rd	4th	Total
Texas St.	16	11	12	12	51
New Mexico	14	15	33	20	82

Last FG - TXST 4th-04:26, NM 4th-01:05.
Largest lead - TXST by 4 1st-04:44, NM by 34 4th-01:05.
TXST led for 08:22. NM led for 27:43. Game was tied for 03:55.

In Off 2nd Fast
Paint T/O Chance Break Bench
TXST 22 12 8 12 15
NM 48 29 15 45 27

Score tied - 4 times.
Lead changed - 4 times.

GAME 2 | AUBURN 79 - NEW MEXICO 76

Nov. 11, 2018 | Albuquerque, N.M.



Official Basketball Box Score - Game Totals - Final Statistics

Auburn vs New Mexico
11/11/18 2:00 pm at



Auburn 79 • 3-0

#	Player	Total		3-Ptr		Rebounds		PF	TP	A	TO	Bk	Stl	Min
		FG-FGA	FG-FGA	FT-FTA	Off Def Tot	PF	TP							
20	Unique Thompson	7-13	0-0	5-7	8 11 19	1	19	0	4	1	1	35		
00	Daisa Alexander	6-16	0-4	2-4	1 3 4	14	0	2	0	3	28			
05	Emari Jones	2-10	1-8	0-0	1 1 2	2	5	2	6	0	1	24		
23	Crystal Primm	3-7	0-0	4-4	2 4 6	2	10	1	1	0	1	32		
33	Janiah McKay	6-12	1-1	6-8	1 4 5	2	19	6	2	0	3	39		
01	Robyn Benton	1-4	0-1	0-0	0 1 1	2	2	1	1	0	1	18		
04	Abigail Jackson	1-1	0-0	0-0	0 0 0	3	2	0	0	0	0	4		
10	Kiyae White	0-1	0-0	0-0	0 1 0	0	0	0	0	0	0	1		
24	Erin Howard	2-4	2-3	2-2	0 1 1	2	8	1	1	1	1	20		
Team		3		6										
Totals		28-68	4-17	19-25	17 28 45	18	79	11	17	2	10	201		

1st - FG %: 6-21 28.6% 2nd: 4-13 30.8% 3rd: 9-18 50.0% 4th: 9-16 56.3% Game: 28-68 41.2% Deadball Rebounds 3,3
3FG %: 0-5 0.0% 1-4 25.0% 2-5 40.0% 1-3 33.3% 4-27 23.5%
FT %: 8-12 66.7% 1-1 100.0% 3-4 75.0%

New Mexico 76 • 1-1

#	Player	Total		3-Ptr		Rebounds		PF	TP	A	TO	Bk	Stl	Min
		FG-FGA	FG-FGA	FT-FTA	Off Def Tot	PF	TP							
21	McCLURE, Nike	1-2	0-0	0-4	1 6 7	2	2	2	2	1	1	23		
44	NUNN, Jaisa	6-6	0-0	4-4	4 0 4	2	16	1	0	0	3	33		
04	EVERETT, Jayla	7-11	7-10	4-4	3 6 3	25	2	3	0	0	38			
15	ROBERTSON, Aisia	3-18	1-7	2-6	0 7 7	4	9	8	5	0	2	40		
23	DE LA CERDA, Jaedyn	1-5	0-3	2-2	0 1 1	3	4	2	3	0	2	10		
03	HURST, Ahlise	1-5	0-4	0-0	0 0 0	2	0	0	0	0	0	6		
13	MCGRUDER, Shaiquel	0-0	0-0	0-0	0 1 1	0	0	0	0	0	0	4		
32	ANDERSON, Antonia	2-6	1-3	4-4	4 4 8	2	9	2	3	1	1	18		
35	WASHINGTON, Madi	3-10	3-10	0-0	0 0 0	2	9	1	0	0	2	28		
Team		1		4										
Totals		24-63	12-37	16-24	13 26 39	18	76	18	16	2	11	200		

1st - FG %: 7-18 38.9% 2nd: 4-13 30.8% 3rd: 6-14 42.9% 4th: 7-18 38.9% Game: 24-63 38.1% Deadball Rebounds 3
3FG %: 2-11 18.2% 3-7 42.9% 3-8 37.5% 4-11 36.4% 12-37 32.4%
FT %: 0-6 0.0% 6-8 75.0% 2-2 100.0% 16-24 66.7%

Officials: Technical fouls: Auburn-None. New Mexico-None.

Attendance: 4419

2018-19 Women's Basketball. Round: 0. Auburn vs New Mexico. Played at .

Score by periods	1st	2nd	3rd	4th	Total
Auburn	20	16	21	22	79
New Mexico	16	17	23	20	76

Last FG - AU 4th-00:16, NM 4th-00:41.
Largest lead - AU by 8 2nd-08:50, NM by 4 2nd-01:14.
AU led for 22:08. NM led for 08:08. Game was tied for 09:44.

Score tied - 15 times.
Lead changed - 15 times.

GAME 3 | NEW MEXICO 72 - HARTFORD 65

Nov. 18, 2018 | Albuquerque, N.M.



Official Basketball Box Score - Game Totals - Final Statistics

Hartford vs New Mexico
11/18/18 2:00 pm at



Hartford 65 • 1-2

#	Player	Total		3-Ptr		Rebounds		PF	TP	A	TO	Bk	Stl	Min
		FG-FGA	FG-FGA	FT-FTA	Off Def Tot	PF	TP							
10	Ella Awobajo	1-4	0-1	0-0	3 3 6	3	2	2	1	1	2	32		
04	Jade Young	3-6	0-2	0-0	1 1 2	2	6	2	5	0	2	28		
05	Lindsey Abed	6-15	3-8	4-4	1 5 6	10	1	0	1	0	1	37		
13	Kelly Douglass	2-5	1-4	1-2	0 0 0	5	6	0	2	1	0	21		
32	Jabria Ingram	2-5	0-0	1-1	0 1 1	4	5	1	1	0	0	13		
01	Jordan McLemore	1-5	0-1	0-0	0 1 1	2	2	0	2	0	1	11		
02	Sierra DaCosta	8-14	1-3	5-9	0 5 5	2	22	3	0	4	34			
03	Jada Lucas	1-4	1-2	0-0	0 1 1	1	3	1	0	0	1	8		
12	Lawrence Moten	0-1	0-0	0-0	0 0 0	2	0	0	1	1	1	8		
00	Sierra Smith	0-0	0-0	0-0	0 1 1	0	0	0	1	0	0	8		
40	Brielle Wilborn	0-0	0-0	0-0	1 0 1	1	0	0	0	1	0	2		
Team		3		1		4								
Totals		24-59	6-21	11-16	9 18 27	24	65	9	17	4	11	202		

1st - FG %: 6-13 46.2% 2nd: 4-14 28.6% 3rd: 4-11 36.4% 4th: 10-21 47.6% Game: 24-59 40.7% Deadball Rebounds 3,1
3FG %: 2-3 66.7% 1-6 16.7% 0-5 0.0% 3-7 42.9% 6-21 28.6%
FT %: 3-4 75.0% 0-2 0.0% 5-9 55.6% 3-4 75.0%

New Mexico 72 • 3-1

#	Player	Total		3-Ptr
---	--------	-------	--	-------



UNIVERSITY OF NEW MEXICO

2018-19 WOMEN'S BASKETBALL



GAME 5 / NEW MEXICO 84 - OKLAHOMA 80

Nov. 28, 2018 | Albuquerque, N.M.



Official Basketball Box Score - Game Totals - Final Statistics

Oklahoma vs New Mexico 11/28/18 7:00 pm at

Oklahoma 80 • 2-4

#	Player	FG-FGA	3-Ptr	FT-FTA	Off Def Tot	PF	TP	A	TO	Bk	Stl	Min
33	Mandy Simpson	5-9	0-0	0-0	3 5 8	4	10	1	3	1	1	36
00	Jessi Murcer	2-4	1-2	4-5	3 2 5	1	9	1	5	0	1	19
14	Shaina Pellington	4-17	1-5	5-6	1 4 5	4	14	5	3	0	1	30
25	Madi Williams	7-15	0-1	2-5	1 5 6	2	16	0	4	2	1	35
30	Taylor Robertson	8-10	7-13	0-0	0 4 4	2	23	2	3	0	0	29
12	Gileysa Penzo	0-1	0-0	0-0	0 3 3	0	3	3	0	0	0	8
21	Nydia Lampkin	2-4	0-0	0-2	1 4 5	1	4	0	0	0	1	10
24	Ijeoma Odimgbe	0-0	0-0	0-0	0 1 1	0	0	0	1	2	0	5
32	Tatum Veitenheimer	1-3	1-1	1-4	1 2 3	2	4	6	3	0	2	28
Team												
Totals		29-69	10-22	12-22	17 33 50	19	80	18	26	5	10	200

1st - FG %: 7-16 43.8% 2nd: 6-20 30.0% 3rd: 5-13 38.5% 4th: 11-20 55.0% Game: 29-69 42.0% Deadball Rebounds 5
3FG %: 3-5 60.0% 2-9 22.2% 2-4 50.0% 3-4 75.0% 10-22 45.5%
FT %: 6-9 66.7% 3-6 50.0% 0-0 0.0% 3-7 42.9% 12-22 54.5%

New Mexico 84 • 4-1

#	Player	FG-FGA	3-Ptr	FT-FTA	Off Def Tot	PF	TP	A	TO	Bk	Stl	Min
21	MCCLURE, Nike	2-3	0-1	1-3	3 7 10	3	5	2	1	9	1	30
44	NUNN, Jaisa	6-15	0-1	0-0	4 6 10	5	12	0	0	2	1	24
00	HURST, Ahlise	14-24	9-17	2-4	1 1 2	2	39	1	1	0	2	36
01	EVERETT, Jayla	5-12	1-2	2-3	0 1 1	1	13	4	1	1	3	26
15	ROBERTSON, Aisia	1-13	0-5	3-6	2 4 6	3	5	16	9	0	2	36
01	NOBLE, Quincy	0-1	0-1	0-0	0 0 0	0	0	1	0	1	4	1
13	MCCRUDER, Shaquell	0-0	0-0	0-0	0 0 0	0	0	0	0	0	0	2
23	DE LA CERDA, Jaedyn	3-9	0-4	0-0	1 1 2	1	6	1	0	0	2	16
32	ANDERSON, Antonia	1-5	0-1	2-2	3 5 8	0	4	0	2	2	3	2
35	WASHINGTON, Madi	0-0	0-0	0-0	0 0 0	0	0	1	0	1	0	2
Team												
Totals		32-82	10-32	10-18	20 28 48	15	84	24	16	14	15	200

1st - FG %: 7-17 41.2% 2nd: 9-18 50.0% 3rd: 9-23 39.1% 4th: 7-24 29.2% Game: 32-82 39.0% Deadball Rebounds 5
3FG %: 4-7 57.1% 4-9 44.4% 1-6 16.7% 1-10 10.0% 10-32 31.3%
FT %: 1-4 25.0% 0-0 0.0% 4-6 66.7% 5-8 62.5% 10-18 55.6%

Officials: Kyle Bacon, Michol Murray, Chuck Gonzalez
Technical fouls: Oklahoma-None. New Mexico-TEAM.
Attendance: 5152
2018-19 Women's Basketball. Round: 0. New Mexico vs Oklahoma. Played at .

Score by periods	1st	2nd	3rd	4th	Total
Oklahoma	23	17	12	28	80
New Mexico	19	22	23	20	84

Last FG - OU 4th-00:10, NM 4th-00:41.
Largest lead - OU by 11 1st-06:46, NM by 16 3rd-03:17.
OU led for 18:39. NM led for 21:06. Game was tied for 00:15.

Score tied - 0 times.
Lead changed - 3 times.

GAME 7 / NEW MEXICO 69 - UTEP 51

Dec. 5, 2018 | Albuquerque, N.M.



Official Basketball Box Score - Game Totals - Final Statistics

UTEP vs New Mexico 12/05/18 7:00 pm at

UTEP 51 • 2-6

#	Player	FG-FGA	3-Ptr	FT-FTA	Off Def Tot	PF	TP	A	TO	Bk	Stl	Min
03	Jordan Alexander	2-7	0-2	3-4	2 7 9	2	7	1	3	0	2	29
05	Zuzanna Puc	9-16	0-0	0-0	4 2 4	3	21	0	2	0	1	32
12	Ariana Gill	1-5	0-1	0-0	0 4 4	2	2	0	0	0	0	30
00	Jordan Jenkins	3-7	2-3	0-0	0 3 3	0	8	5	4	0	0	35
44	Katarina Zec	1-6	1-2	0-0	0 4 4	1	3	5	2	0	0	35
04	Naidy Ocuane	1-1	1-1	0-0	0 0 0	0	3	1	1	0	0	5
10	Jade Rochelle	1-4	0-0	0-4	0 4 4	1	2	0	0	1	0	12
13	Sabine Lipe	1-1	1-1	0-0	0 0 0	0	3	1	0	0	0	2
23	Alexa Hoy	1-6	0-3	0-0	2 0 2	0	2	2	2	0	0	13
29	Ariana Taylor	0-2	0-0	0-0	2 1 3	1	0	0	1	0	0	7
Team												
Totals		20-55	5-13	6-12	10 28 38	10	51	15	18	1	3	200

1st - FG %: 8-15 53.3% 2nd: 4-13 30.8% 3rd: 3-16 18.8% 4th: 5-11 45.5% Game: 20-55 36.4% Deadball Rebounds 3
3FG %: 1-3 33.3% 0-2 0.0% 1-5 20.0% 3-3 100.0% 5-13 38.5%
FT %: 2-2 100.0% 0-2 0.0% 2-4 50.0% 6-12 50.0%

New Mexico 69 • 6-1

#	Player	FG-FGA	3-Ptr	FT-FTA	Off Def Tot	PF	TP	A	TO	Bk	Stl	Min
21	MCCLURE, Nike	0-0	0-0	0-0	0 2 2	0	0	1	0	1	1	17
44	NUNN, Jaisa	6-8	0-0	0-0	2 6 8	1	12	0	1	2	1	29
03	HURST, Ahlise	3-15	1-8	0-0	0 2 2	1	7	0	1	0	0	34
01	EVERETT, Jayla	5-8	1-3	3-4	2 4 6	3	14	1	1	1	2	30
15	ROBERTSON, Aisia	9-18	2-6	0-0	0 5 5	2	30	6	8	1	1	32
01	NOBLE, Quincy	0-0	0-0	0-0	0 0 0	0	0	0	0	0	0	2
13	MCCRUDER, Shaquell	0-0	0-0	0-0	0 0 0	0	0	0	0	0	0	2
23	DE LA CERDA, Jaedyn	1-3	0-0	0-0	3 2 5	0	2	0	0	0	3	9
32	ANDERSON, Antonia	2-10	0-7	2-2	1 1 2	1	6	2	0	1	0	20
35	WASHINGTON, Madi	2-6	0-1	1-2	3 2 5	1	5	2	0	2	1	20
Team												
Totals		29-69	5-26	6-8	13 28 41	12	69	12	11	8	9	200

1st - FG %: 4-16 25.0% 2nd: 9-18 50.0% 3rd: 6-15 40.0% 4th: 10-20 50.0% Game: 29-69 42.0% Deadball Rebounds 1
3FG %: 0-10 0.0% 2-3 66.7% 1-6 16.7% 2-7 28.6% 5-26 19.2%
FT %: 2-2 100.0% 0-2 0.0% 1-5 20.0% 1-2 50.0% 6-8 75.0%

Officials: Cheryl Flores, Penny Davis, Melissa Barlow
Technical fouls: UTEP-None. New Mexico-None.
Attendance: 4490
2018-19 Women's Basketball. Round: 0. New Mexico vs UTEP. Played at .

Score by periods	1st	2nd	3rd	4th	Total
UTEP	19	8	9	15	51
New Mexico	10	21	15	23	69

Last FG - UTEP 4th-00:25, NM 4th-00:39.
Largest lead - UTEP by 13 1st-04:29, NM by 21 4th-01:56.
UTEP led for 15:07. NM led for 23:15. Game was tied for 01:38.

Score tied - 2 times.
Lead changed - 1 time.

GAME 6 / NEW MEXICO 83 - NEW MEXICO ST. 58

Dec. 1, 2018 | Albuquerque, N.M.



Official Basketball Box Score - Game Totals - Final Statistics

New Mexico St. vs New Mexico 12/01/18 2:00 pm at

New Mexico St. 58 • 4-2

#	Player	FG-FGA	3-Ptr	FT-FTA	Off Def Tot	PF	TP	A	TO	Bk	Stl	Min
24	Adenike Aderinto	5-9	0-0	2-6	4 3 7	2	12	0	3	1	1	30
30	Gia Pack	11-24	3-10	1-1	2 5 7	0	26	3	3	0	0	33
01	Rodrea Echols	1-3	0-0	0-0	0 1 1	4	2	2	2	0	0	25
02	Brooke Salas	5-17	0-4	1-2	3 8 11	1	11	3	3	1	1	40
21	Monique Mills	0-1	0-1	0-0	1 1 2	0	0	1	0	0	0	10
11	Baylee Robinson	0-2	0-0	0-0	1 1 2	2	0	0	0	0	0	7
20	Dominique Mills	2-4	0-0	1-2	0 1 1	0	5	0	1	0	1	10
22	Kalei Atkinson	0-3	0-1	0-0	0 1 1	2	0	0	1	0	0	22
23	Aaliyah Prince	1-7	0-1	0-0	2 1 3	0	2	0	0	0	1	20
42	Aissatou Fall	0-1	0-0	0-0	0 0 0	0	0	0	0	0	0	3
Team												
Totals		25-71	3-17	5-13	16 24 40	11	58	9	13	2	4	200

1st - FG %: 5-16 31.3% 2nd: 6-20 30.0% 3rd: 7-22 31.8% 4th: 7-13 53.8% Game: 25-71 35.2% Deadball Rebounds 3
3FG %: 2-7 28.6% 1-7 14.3% 1-2 50.0% 0-1 0.0%
FT %: 0-0 0.0% 1-3 33.3% 4-10 40.0% 5-13 38.5%

New Mexico 83 • 5-1

New Mexico 83 • 5-1														
#	Player	Total	FG-FGA	3-Ptr	FT-FTA	Rebounds	Off	Def	TP	A	To	Bk	Stl	Min
21	MCCLURE, Nike	r	0-3	0-0	2-2	3 2 5	0	0	0	1	1	0	1	20
44	NUNN, Jaisa	c	5-8	2-3	1-2	3 7 10	0	13	1	0	1	0	2	30
00	HURST, Ahlise		4-10	3-9	0-2	1 2 3	4	11	0	2	0	2	2	28
01	EVERETT, Jayla		4-7	1-2	0-0	0 4 4	0	9	3	1	1	2	2	21
15	ROBERTSON, Aisia	g	11-17	1-4	0-2	0 4 4	1	23	6	6	0	0	0	31
01	NOBLE, Quincy		1-1	0-0	0-0	0 0 0	1	2	0	0	0	0	0	2
02	MATHEWS, Bre'Asiahjah		1-2	0-0	0-0	0 3 3	1	2	0	0	0	0	0	8
13	MCCRUDER, Shaquell		2-2	0-0	0-0	0 1 1	1	4	0	0	0	0	1	3
23	DE LA CERDA, Jaedyn		4-7	1-3	0-0	2 3 5	1	9	4	1	0	2	2	23
32	ANDERSON, Antonia		2-6	0-3	2-4	1 4 5	3	8	0	1	2	0	0	19



UNIVERSITY OF NEW MEXICO

2018-19 WOMEN'S BASKETBALL



GAME 9 | NEW MEXICO 75 - NEW MEXICO ST. 50

Dec. 15, 2018 | Las Cruces, N.M.



Official Basketball Box Score - Game Totals - Final Statistics
New Mexico vs New Mexico St.
12/15/18 2:00 pm at



New Mexico 75 • 8-1

#	Player		Total			3-Ptr			Rebounds			PF	TP	A	T	Bk	Stl	Min
			FG	FGA	FG-FGA	FT	FTA	FT-FTA	Off	Def	Tot							
21	MCCLURE, Nike	f	1-2	0-0	0-2	2	4	6	1	2	0	1	2	0	16			
44	NUNN, Jaisa	c	7-16	0-1	1-2	1	5	16	3	15	1	2	0	0	33			
03	HURST, Ahlase	g	0-4	0-4	0-0	1	0	1	2	0	2	0	4	2	25			
04	EVERETT, Jayla	g	4-13	1-4	1-3	3	1	4	1	10	0	4	1	2	29			
15	ROBERTSON, Aisia	g	5-15	0-0	4-7	0	4	4	4	14	4	3	0	3	24			
11	LINES, Emily	g	0-1	0-0	0-0	0	2	2	0	0	1	1	0	9				
11	MCGRUDER, Shaiquel	g	0-0	0-0	0-0	0	0	0	0	0	0	0	0	1				
23	DE LA CERDA, Jaedyn	g	7-11	1-4	6-8	1	6	7	0	21	1	0	0	2	27			
28	ANDERSON, Antonia	g	1-8	0-2	3-4	2	3	5	1	5	0	1	0	0	23			
35	WASHINGTON, Madi	g	3-4	2-3	0-0	0	1	1	3	8	1	0	0	0	13			
	Team					2	1	3			1							
	Totals		28-74	4-18	15-26	22	27	49	15	75	8	15	3	11	200			

1st - FG %:	4-24	16.7%	2nd:	9-19	47.4%	3rd:	6-18	33.3%	4th:	9-13	69.2%	Game:	28-74	37.8%	Deadball
3FG %:	0-4	0.0%		0-5	0.0%		2-3	66.7%		2-4	50.0%		4-18	22.2%	Rebounds
FT %:	2-4	50.0%		3-7	42.9%		6-8	75.0%		4-7	57.1%		15-26	57.7%	5

New Mexico St. 50 • 5-3

#	Player	Total	FG-FGA	3-PT	FT-FTA	Rebounds	Off	Def	PF	TP	A	T	Bk	Stl	Min
21	Adenike Aderinto	r	0-2	0-0	0	1	3	4	3	0	0	0	3	0	13
30	Gia Pack	f	1-10	1-5	2-2	0	5	5	2	5	3	2	0	0	31
01	Rodrea Echols	r	1-3	0-1	0-0	0	0	0	1	2	2	3	0	0	16
04	Brooke Salas	f	11-26	1-5	1-3	5	6	11	3	24	0	7	3	2	37
21	Monique Mills	g	1-2	1-2	1-2	1	1	2	2	4	3	2	1	1	21
03	Stabresa McDaniel	f	1-3	0-0	0	3	2	5	1	2	0	3	0	1	8
11	Baylee Robinson	f	1-6	0-1	0-2	1	3	4	3	2	0	0	0	0	20
20	Dominique Mills	f	2-2	0-0	0-0	1	4	5	0	4	0	3	1	0	19
22	Kalei Atkinson	f	1-3	1-2	0-2	0	0	0	2	3	0	1	0	1	12
25	Aaliyah Prince	f	2-5	0-1	0-0	1	1	2	1	4	0	2	1	0	17
42	Aissatou Fall	f	0-0	0-0	0-0	0	1	1	0	0	0	0	1	0	6
	Team					4	4	8			1				
	Totals		21-62	4-17	4-11	17	30	47	18	50	8	26	8	6	200

1st - FG %:	6-13	46.2%	2nd:	5-15	33.3%	3rd:	6-16	37.5%	4th:	4-18	22.2%	Game:	21-62	33.9%	Deadball
3FG %:	2-4	50.0%		1-3	33.3%		1-5	20.0%		0-5	0.0%		4-17	23.5%	Rebounds
FT %:	1-2	50.0%		1-2	50.0%		0-5	0.0%		2-2	100.0%		4-11	36.4%	4

Officials: Felicity Willis, Teresa Turner, Anita Ortega

Technical fouls: New Mexico-None. New Mexico St.-None.

Attendance: 889

2018-19 Women's Basketball. Round: 0. New Mexico vs New Mexico St.. Played at

Score by periods	1st	2nd	3rd	4th	Total
New Mexico	10	21	20	24	75
New Mexico St.	15	12	13	10	50

Points	In	Off	2nd	Fast	Bench
New Mexico	44	29	21	17	34
New Mexico St.	30	16	6	13	15

Last FG - NM 4th-00:43, NMSU 4th-02:33.

Largest lead - NM by 25 4th-00:25, NMSU by 8 1st-03:38.

NM led for 24:45, NMSU led for 13:32. Game was tied for 01:30.

Score tied - 1 time.

Lead changed - 6 times.

GAME 11 | NEW MEXICO 74 - SFA 33

Dec. 20, 2018 | Albuquerque, N.M.



Official Basketball Box Score - Game Totals - Final Statistics
Stephen F. Austin vs New Mexico
12/20/18 6:00 pm at



Stephen F. Austin 33 • 8-3

#	Player	Total	FG-FGA	3-PT	FT-FTA	Rebounds	Off	Def	PF	TP	A	T	Bk	Stl	Min
32	Imani Johnson	2-8	0-4	2-2	1	6	7	3	6	1	3	3	1	27	19
02	Alyssa Mayfield	1-6	0-1	0-0	0	5	5	1	2	0	2	0	0	19	19
03	Chaneli Hayes	1-10	0-4	0-0	2	4	6	0	2	3	2	0	1	25	25
13	Stephanie Visscher	1-5	0-0	0-2	0	1	1	0	2	0	4	0	1	25	25
14	Marissa Banfield	2-7	1-4	0-0	1	1	2	1	5	0	0	0	0	21	21
10	Brienne Burns	1-3	1-3	0-0	1	5	6	1	3	0	0	0	0	19	19
01	Brianna Mitchell	0-1	0-1	0-2	0	1	1	2	2	1	0	0	0	19	19
11	Heaven Hamling	3-10	3-10	0-0	0	1	1	0	9	1	2	0	2	16	16
12	Kia Fisker	0-0	0-0	1-2	0	0	0	0	1	0	0	0	0	2	5
21	Alyana Johnson	0-2	0-0	1-2	1	2	3	1	0	3	1	1	1	14	14
33	Aaliyah Johnson	0-5	0-0	2-2	0	2	2	4	2	0	0	1	0	10	10
	Team					6	3	9			1				
	Totals	11-57	5-27	6-12	12	30	42	15	33	7	18	5	8	200	200

1st - FG %:	1-12	8.3%	2nd:	3-15	20.0%	3rd:	3-14	21.4%	4th:	4-16	25.0%	Game:	11-57	19.3%	Deadball
3FG %:	0-3	0.0%		1-6	16.7%		1-8	12.5%		3-10	30.0%		5-27	18.5%	Rebounds
FT %:	0-0	0.0%		0-0	0.0%		0-0	0.0%		3-6	50.0%		12-30	40.0%	3

New Mexico 74 • 10-1

#	Player	f	Total		3-Ptr		Rebounds			PF	TP	A	T	Bk	Stl	Min
			FG-FGA	FG-FGA	FT-FTA	Off	Def	Tot								
21	McCLURE, Nike	r	1-2	0-1	0-0	0	6	3	2	2	0	0	3	0	21	
44	NUNN, Jaisa	c	4-6	0-0	3-4	4	4	8	2	11	2	1	0	0	15	
03	HURST, Ahlase	g	3-11	2-7	0-0	1	2	3	0	8	1	2	1	2	24	
04	EVERETT, Jayla	g	2-9	1-5	0-0	2	1	3	1	5	4	1	1	1	24	
15	ROBERTSON, Aisia	g	5-13	1-2	1-2	1	5	6	1	12	5	3	0	2	23	
01	NOBLE, Quincy	c	3-6	2-5	2-2	1	2	4	10	0	0	0	0	0	18	
02	MATHEWS, Bre'Asiah	c	1-2	0-0	1-2	1	2	3	0	3	1	0	0	1	4	
11	LINES, Emily	f	1-2	1-1	0-0	1	3	4	1	3	1	0	0	0	8	
13	MCGRUDER, Shaiquel	c	3-4	0-0	0-0	0	2	2	0	6	1	0	3	1	10	
23	DE LA CERDA, Jaedyn	c	1-6	1-4	0-2	0	5	5	1	3	1	2	0	1	19	
24	MOORE, Erica	c	1-1	0-0	0-1	0	0	1	0	2	0	1	0	0	3	
32	ANDERSON, Antonia	c	2-3	1-1	2-2	2	1	3	0	7	1	0	2	1	21	
35	WASHINGTON, Madi	g	0-1	0-1	2-4	0	0	0	1	2	0	2	0	1	10	
	Team					2	5	7								
	Totals		27-66	9-27	11-19	15	37	52	15	74	17	12	10	10	200	

1st - FG %:	6-15	40.0%	2nd:	8-19	42.1%	3rd:	6-17	35.3%	4th:	7-15	46.7%	Game:	27-66	40.9%	Deadball
3FG %:	1-4	25.0%		3-8	37.5%		2-7	28.6%		3-8	37.5%		9-27	33.3%	Rebounds
FT %:	2-4	50.0%		1-2	50.0%		4-4	100.0%		3-6	50.0%		11-19	57.9%	2

Officials: Kyle Bacon, Darla Foutz, Jack Jones

Technical fouls: Stephen F. Austin-None. New Mexico-None.

Attendance: 4702

2018-19 Women's Basketball. Round: 0. New Mexico vs SFA. Played at

Score by periods	1st	2nd	3rd	4th	Total
Stephen F. Austin	2	7	10	14	33
New Mexico	15	20	18	21	74

Points	In	Off	2nd	Fast	Bench
Stephen F. Austin	12	8	6	6	16
New Mexico	30	22	16	26	36

Last FG - SFA 4th-01:29, NM 4th-01:56.

Largest lead - SFA None, NM by 44 4th-01:41.

Score tied - 0 times.

Lead changed - 0 times.

GAME 10 | NEW MEXICO 85 - SAC ST. 53

Dec. 19, 2018 | Albuquerque, N.M.



Official Basketball Box Score - Game Totals - Final Statistics
Sacramento St. vs New Mexico
12/19/18 7:00 pm at



Sacramento St. 53 • 3-3

#	Player	Total		3-Ptr		Rebounds		PF	TP	A	TO	Bk	Stl	Min	
		FG	FGA	FG	FGA	FT	FTA								Def
33	Kennedy Nicholas	r	3-5	0-0	2-2	3	8	11	4	8	1	2	2	3	26
03	Tiara Scott		3-15	3-11	1-2	1	1	2	2	10	0	1	0	1	35
10	Gabi Bade	g	0-4	0-3	0-0	1	8	9	0	6	5	0	1	0	24
20	Raegen Rohn		1-3	1-2	0-0	1	0	1	1	3	0	0	0	0	12
32	Hannah Friend	g	3-16	2-10	6-6	4	2	6	3	14	1	2	0	2	27
01	Milee Enger		0-1	0-1	1-2	0	1	1	2	1	1	1	0	2	15
11	Summer Menke		1-7	1-6	0-0	1	2	3	1	3	4	4	1	0	24
24	Tiana Johnson		1-7	1-6	0-0	1	0	1	1	3	0	2	0	0	9
33	Sarah Abney		2-6	2-6	0-0	2	0	2	1	6	1	0	0	0	14
44	Julynne da Silva Sa		2-3	1-2	0-2	1	3	4	5	1	2	1	1	1	14
	Totals		16-67	11-47	10-14	17	26	43	19	53	15	23	4	10	200

1st - FG %:	5-20	25.0%	2nd:	6-16	37.5%	3rd:	4-13	30.8%	4th:	1-18	5.6%	Game:	16-67	23.9%	Deadball
3FG %:	4-15	26.7%		3-9	33.3%		3-10	30.0%		1-13	7.7%		11-47	23.4%	Rebounds
FT %:	5-6	83.3%		0-0	0.0%		0-2	0.0%		5-6	83.3%		10-14	71.4%	1

New Mexico 85 • 9-1

#	Player	Total	FG-FGA	3-PT	FT-FTA	Reb	Off	Def	Tot	PF	TP	A	T	Bk	Stl	Min
21	McCLURE, Nike	f	4-10	0-1	0-1	5	3	8	2	8	2	0	5	3	19	
44	NUNN, Jaisa	c	5-12	0-1	0-0	6	3	9	1	10	1	0	0	0	24	
45	HURST, Aisha	f	1-1	0-0	0-0	0	0	0	0	0	0	0	0	0	2	
94	EVERETT, Jaysia	f	7-12	0-3	0-4	0	3	3	2	18	2	3	0	1	25	
105	ROBERTSON, Aisia	g	10-11	0-1	6-8	0	6	6	2	16	9	7	0	2	27	
01	NOBLE, Quincy	f	1-3	1-3	0-0	0	1	1	1	3	3	1	0	0	9	
02	MATHEWS, Bre'Asiah	g	0-1	0-0	2-2	1	2	3	0	2	0	0	0	0	4	
03	LINES, Emily	f	1-1	0-0	1-1	1	1	1	1	0	0	0	0	0	4	
23	MCGRUDER, Shaquel	3-5	0-0	1-2	4	2	6	0	7	0	0	0	0	1	12	
23	DE LA CERDA, Jaedyn	1-6	1-4	5-6	0	5	0	5	0	8	1	0	0	0	10	
28	ANDERSON, Antonia	3-9	0-0	2-2	3	4	7	0	8	1	2	2	0	0	10	
35	WASHINGTON, Madi	1-3	1-2	0-0	0	0	0	1	1	3	0	1	0	1	12	
	TRASH					3	4	7	0							



UNIVERSITY OF NEW MEXICO

2018-19 WOMEN'S BASKETBALL



GAME 13 | NEW MEXICO 66 - NEVADA 64

Jan. 5, 2019 | Reno, Nev.



Official Basketball Box Score -- Game Totals -- Final Statistics
New Mexico vs Nevada
1/5/19 2 p.m. at Reno, Nev. | Lawlor Events Center



New Mexico 66 • 12-1, 2-0 MW

#	Player	Total		3-Ptr		Rebounds		PF	TP	A	T	Bk	Stl	Min
		FG	FGA	FG	FGA	FT	FTA							
21	MCCLURE, Nike	1	0-3	0-0	0-2	0	0	0	5	0	1	1	1	17
44	NUNN, Jaisa	2	2-4	0-0	1-2	3	4	7	5	0	3	0	0	25
03	HURST, Ahlise	5	5-11	0-3	0-0	0	2	2	0	10	0	1	1	35
04	EVERETT, Jayla	9	4-9	3-6	5-8	0	4	4	1	16	6	6	2	34
15	ROBERTSON, Aisia	8	8-18	2-3	3-3	3	4	7	3	21	5	2	0	31
13	MCCRUDER, Shaiquel	4	4-6	0-0	1-2	2	2	4	2	9	1	1	0	18
23	DE LA CERDA, Jaedyn	1	1-4	1-3	0-0	0	1	1	1	3	0	0	1	10
32	ANDERSON, Antonia	1	0-1	0-0	0-2	2	1	3	2	0	2	0	0	20
25	WASHINGTON, Madi	1	1-4	0-1	0-0	0	0	0	1	2	0	1	0	10
Totals			25-60	6-16	10-19	12	22	34	19	66	13	18	4	200

1st FG %: 3-12 25.0% 2nd: 8-15 53.3% 3rd: 6-18 33.3% 4th: 8-15 53.3% Game: 25-60 41.7% Deadball Rebounds 3.1
3FG %: 0-2 0.0% 4-7 57.1% 1-4 25.0% 1-3 33.3% 5-10 50.0%
FT %: 3-4 75.0% 1-2 50.0% 1-1 100.0% 1-1 100.0% 10-19 52.6%

Nevada 64 • 4-9, 0-2 MW

#	Player	Total		3-Ptr		Rebounds		PF	TP	A	T	Bk	Stl	Min	
		FG	FGA	FG	FGA	FT	FTA								
23	BRIGGS, Terae	r	7-9	1-1	1-2	2	5	7	4	16	1	3	2	0	33
35	DEARTH, Kristin		0-1	0-0	0-0	2	4	6	1	0	0	0	0	1	19
02	HAMILTON, Da'Ja		4-9	0-1	1-1	2	3	5	3	9	1	4	0	1	28
24	KING, Camariah	g	2-5	1-3	0-0	1	2	3	0	5	1	6	0	0	30
34	REDMON, Jade		8-18	0-1	1-2	2	3	5	3	17	2	3	0	3	34
06	BOOKER, Essence		2-6	0-2	1-2	0	1	1	1	5	1	4	0	2	19
05	CHRISTIAN, Mikayla		1-3	1-3	0-0	0	1	1	1	3	0	0	0	0	8
20	TORBERT, Emma		2-3	0-0	2-3	0	2	2	1	6	0	1	0	1	12
15	LACY, Imani		1-7	0-1	1-2	2	2	4	3	3	1	0	1	2	17
Totals			27-61	3-12	7-12	14	27	41	17	64	7	21	3	10	202

1st FG %: 5-18 27.8% 2nd: 4-13 30.8% 3rd: 9-13 69.2% 4th: 9-17 52.9% Game: 27-61 44.3% Deadball Rebounds 3.2
3FG %: 0-5 0.0% 0-3 0.0% 2-2 100.0% 1-2 50.0% 3-12 25.0%
FT %: 1-1 100.0% 2-3 66.7% 1-2 50.0% 1-2 50.0% 7-12 58.3%

Officials: Clarke Stevens, Alecia Murray, Kent Johnson
Technical fouls: New Mexico-None, Nevada-None.
Attendance: 1058

Score by periods	1st	2nd	3rd	4th	Total
New Mexico	9	21	18	18	66
Nevada	11	11	22	20	64

Last FG - NM 4th-00:59, NV 4th-01:42.
Largest lead - NM by 11 4th-07:36, NV by 2 1st-00:35.
NM led for 04:40. Game was tied for 02:26.

Points In Off 2nd Fast
Paint T/O Chance Break Bench
NM 36 27 9 6 14
NV 34 11 9 4 17

Score tied - 4 times.
Lead changed - 6 times.

GAME 14 | UNLV 66 - NEW MEXICO 57

Jan. 9, 2019 | Las Vegas, Nev.



Official Basketball Box Score -- Game Totals -- Final Statistics
New Mexico vs UNLV
01/09/19 6:00 pm at



New Mexico 57 • 12-2

#	Player	Total		3-Ptr		Rebounds		PF	TP	A	T	Bk	Stl	Min		
		FG	FGA	FG	FGA	FT	FTA									
21	MCCLURE, Nike	r	2-3	0-0	0-0	2	4	6	0	4	1	1	4	1	27	
44	NUNN, Jaisa	r	8-14	0-1	3-6	5	6	11	3	19	1	1	1	1	36	
03	HURST, Ahlise	r	2-9	2-7	0-0	0	3	3	6	2	5	0	0	0	33	
04	EVERETT, Jayla	g	3-13	2-11	3-4	0	5	5	3	11	4	3	1	2	29	
15	ROBERTSON, Aisia	r	0-10	0-3	4-4	1	2	3	5	4	6	4	0	1	25	
01	NOBLE, Quincy	r	0-2	0-2	0-0	0	0	0	2	0	0	0	0	0	2	
13	MCCRUDER, Shaiquel	r	0-1	0-0	0-0	2	2	4	1	0	0	2	1	2	15	
23	DE LA CERDA, Jaedyn	r	4-7	3-6	0-0	0	4	4	0	11	0	1	0	0	24	
32	ANDERSON, Antonia	r	1-2	0-0	0-0	0	0	0	0	2	0	2	0	0	5	
35	WASHINGTON, Madi	r	0-0	0-0	0-0	0	0	0	0	0	1	0	0	0	4	
Team			20-61		7-30		10-14		13-26		39-17		57-14		20-7	
Totals			20-61		7-30		10-14		13-26		39-17		57-14		20-7	

1st FG %: 6-16 37.5% 2nd: 5-17 29.4% 3rd: 4-13 30.8% 4th: 5-15 33.3% Game: 20-61 32.8% Deadball Rebounds 3
3FG %: 2-7 28.6% 2-9 22.2% 0-4 0.0% 3-10 30.0% 7-30 23.3%
FT %: 0-0 0.0% 5-6 83.3% 0-0 0.0% 1-2 50.0% 10-14 71.4%

UNLV 66 • 3-11

UNLV 66 • 3 • 11																
#	Player	Total		3-Ptr		Rebounds				PF	TP	A	T	Bk	Stl	Min
		FG	FGA	FG	FGA	FT	FTA	Off	Def							
03	Paris Strawther	r	2-5	0-1	0-0	0-2	0	2	4	6	5	4	1	1	0	26
23	Jordyn Bell	f	2-5	0-1	2-2	1	3	4	3	6	1	2	1	0	19	
21	Katie Powell	c	4-10	1-2	5-6	0	5	5	1	14	0	2	2	2	30	
10	Nikki Wheatley	g	12-23	1-4	3-3	3	6	9	2	28	1	4	0	1	30	
14	Bailey Thomas	g	0-2	0-2	0-0	0	0	0	0	0	0	1	0	1	17	
00	Latecia Smith		1-3	0-0	0-0	0	0	0	0	2	0	1	0	1	13	
01	Kavionna Brown		0-1	0-0	0-0	0	0	0	1	0	0	0	1	0	6	
11	Justice Ethridge		0-2	0-2	0-2	0	0	0	0	0	0	1	0	0	11	
00	Alyssa Anderson		2-5	0-3	1-2	2	4	6	1	5	2	1	0	0	28	
24	Rodjanee Wade		3-6	0-0	1-2	1	4	5	1	7	1	1	1	1	20	
Team			26-62		2-15		12-17		13-28		41-14		66-6		15-9	
Totals			26-62		2-15		12-17		13-28		41-14		66-6		15-9	

1st FG %: 6-18 33.3% 2nd: 7-12 58.3% 3rd: 9-20 45.0% 4th: 12-33 36.4% Game: 26-62 41.9% Deadball Rebounds 2.1
3FG %: 1-6 16.7% 0-2 0.0% 1-3 33.3% 0-4 0.0% 2-15 13.3%
FT %: 0-0 0.0% 3-4 75.0% 1-2 50.0% 0-9 0.0% 12-17 70.6%

Officials: Anita Ortega, Kyle Bacon, Melissa Barlow
Technical fouls: New Mexico-None, UNLV-None.
Attendance: 774

Score by periods	1st	2nd	3rd	4th	Total
New Mexico	14	17	8	18	57
UNLV	13	17	20	16	66

Last FG - NM 4th-00:23, LV 4th-02:42.
Largest lead - NM by 6 2nd-08:53, LV by 14 4th-05:29.
NM led for 09:22. LV led for 27:30. Game was tied for 03:08.

Points In Off 2nd Fast
Paint T/O Chance Break Bench
NM 36 27 9 6 14
LV 34 11 9 4 17

Score tied - 3 times.
Lead changed - 2 times.

GAME 15 | NEW MEXICO 70 - COLORADO ST. 58

Jan. 12, 2019 | Albuquerque, N.M.



Official Basketball Box Score -- Game Totals -- Final Statistics
Colorado St. vs New Mexico
01/12/19 2:00 pm at



Colorado St. 58 • 7-8

#	Player	FG		3-Ptr		Rebounds		PF	TP	A	T	Bk	Stl	Min	
		FG	FGA	FG	FGA	FT	FTA								
44	Tatum Neubert	2-9	1-3	1-2	0	5	5	0	6	0	0	1	1	22	
21	Myanne Hamm	2-3	1-2	2-2	1	3	4	4	7	2	1	0	2	36	
25	Grace Colavai	1-5	0-0	7-9	1	3	4	9	8	4	0	1	24		
26	Mollie Mounsey	5-9	4-7	4-5	0	5	5	0	18	0	6	0	0	40	
35	Lore Devos	4-12	0-1	2-4	2	5	7	3	10	3	5	0	2	40	
11	Lena Svanholm	3-9	0-5	0-0	1	2	3	3	6	0	1	1	0	19	
22	Lauren Brocke	1-5	0-2	0-0	0	0	0	2	2	1	0	0	0	19	
	Team			1	4	1	4								
Totals		18-52		6-20		16-22		6-27		33-17		58-14		17-26	

1st FG %: 3-17 17.6% 2nd: 5-10 50.0% 3rd: 4-12 33.3% 4th: 6-13 46.2% Game: 18-52 34.6% Deadball Rebounds 4
3FG %: 1-8 12.5% 2-4 50.0% 2-5 40.0% 1-3 33.3% 6-20 30.0%
FT %: 3-4 75.0% 4-6 66.7% 3-5 60.0% 1-3 33.3% 16-22 72.7%

New Mexico 70 • 13-2

#	Player	Total		3-Ptr		Rebounds		PF	TP	A	T	Bk	Stl	Min
---	--------	-------	--	-------	--	----------	--	----	----	---	---	----	-----	-----



UNIVERSITY OF NEW MEXICO

2018-19 WOMEN'S BASKETBALL



GAME 17 | NEW MEXICO 78 - WYOMING 75

Jan. 19, 2019 | Laramie, Wyo.



Official Basketball Box Score - Game Totals - Final Statistics
New Mexico vs Wyoming
01/19/19 2:00 p.m. at Laramie, Wyo. (Arena Auditorium)



New Mexico 78 • 15-2, 5-1 MW

#	Player	Total		3-Ptr		Rebounds		PF	TP	A	TO	Blk	Stl	Min
		FG	FGA	FG	FGA	FT	FTA							
21	MCCLURE, Nike	1-2	0-0	0-0	0-0	2	5	7	4	2	3	0	0	22
44	NUNN, Jaisa	6-8	1-1	3-4	1	2	3	2	16	0	1	0	1	31
03	HURST, Ahlise	3-9	2-6	0-0	0	4	4	0	8	0	1	0	2	31
04	EVERETT, Jayla	4-7	4-5	2-2	0	1	1	2	14	3	2	2	1	29
15	ROBERTSON, Aisia	11-18	2-5	0-2	0	2	2	4	24	5	2	1	3	32
02	MATHEWS, BreAsiahjah	0-1	0-0	2-2	1	0	1	1	2	0	0	0	0	6
23	MCGRUDER, Shaiquel	3-3	0-0	0-0	0	0	0	0	6	0	0	1	0	7
13	DE LA CERDA, Jaedyn	1-4	1-3	0-0	0	3	3	1	3	0	0	0	0	13
32	ANDERSON, Antonia	1-3	1-3	0-0	0	1	1	2	3	0	0	0	2	13
35	WASHINGTON, Madi	0-2	0-2	0-0	0	1	1	1	0	2	2	0	0	16
Team														Deadball Rebounds
Totals		30-57	11-25	7-10	7	20	27	17	78	12	11	4	9	200

1st - FG %: 6-15 40.0% 2nd: 8-15 53.3% 3rd: 9-15 60.0% 4th: 7-12 58.3% Game: 30-57 52.6% Deadball
3FG %: 1-8 12.5% 4-8 50.0% 3-5 60.0% 3-4 75.0% 11-25 44.0% Rebounds
FT %: 2-2 100.0% 1-2 50.0% 0-0 0.0% 4-6 66.7% 7-10 70.0%

Wyoming 75 • 9-5, 2-3 MW

#	Player	Total		3-Ptr		Rebounds		PF	TP	A	TO	Blk	Stl	Min
		FG	FGA	FG	FGA	FT	FTA							
04	RUSK, Taylor	4-9	3-6	0-0	0	2	2	3	11	2	0	2	1	36
12	GOMEZ, Marta	9-16	6-12	4-4	1	3	4	0	28	0	2	1	1	31
23	COTTON, Bailee	5-8	1-2	2-2	4	6	10	4	13	2	1	0	3	36
01	ERJAVEC, Karla	5-8	1-2	3-4	0	5	5	1	14	7	5	0	1	34
22	TAPIA, Clara	0-4	0-2	0-0	1	3	4	3	6	3	0	1	1	27
02	VITULOVA, Tereza	1-1	0-0	0-0	0	0	0	1	2	0	0	0	0	5
05	RAKOVIC, Sladjana	0-1	0-0	0-0	0	2	2	1	0	1	0	0	0	7
14	WEIDEMANN, Quinn	2-9	1-3	2-2	1	1	2	0	7	4	2	0	0	24
32	RACA, Tijana	0-0	0-0	0-0	0	0	0	0	0	0	0	0	0	0+
44	TUCKER, Rachelle	0-0	0-0	0-0	0	0	0	0	0	0	0	0	0	0+
Team														Deadball Rebounds
Totals		26-56	12-27	11-12	9	23	32	13	75	22	13	3	7	200

1st - FG %: 6-13 46.2% 2nd: 5-12 41.7% 3rd: 7-13 53.8% 4th: 8-18 44.4% Game: 26-56 46.4% Deadball
3FG %: 3-6 50.0% 2-6 33.3% 4-6 66.7% 3-9 33.3% 12-27 44.4% Rebounds
FT %: 2-2 100.0% 0-0 0.0% 9-10 90.0% 0-0 0.0% 11-12 91.7%

Officials: Melissa Barlow, Brian Woods, Cheryl Blue
Technical fouls: New Mexico-None, Wyoming-None.
Attendance: 2590

Score by periods	1st	2nd	3rd	4th	Total
New Mexico	15	21	21	21	78
Wyoming	17	12	27	19	75

Last FG - NM 4th-01:12, WY 4th-00:13.
Largest lead - NM by 9 2nd-01:36, WY by 4 4th-05:40.
NM led for 20:52, WY led for 15:17. Game was tied for 03:51.

Score tied - 6 times.
Lead changed - 16 times.

GAME 18 | NEW MEXICO 80 - UNLV 71

Jan. 24, 2019 | Albuquerque, N.M.



Official Basketball Box Score - Game Totals - Final Statistics
UNLV vs New Mexico
01/23/19 7:00 pm at



UNLV 77 • 5-12

#	Player	Total		3-Ptr		Rebounds		PF	TP	A	TO	Blk	Stl	Min
		FG	FGA	FG	FGA	FT	FTA							
03	Paris Strawther	4-5	0-0	0-0	3	3	6	4	8	1	1	0	1	26
23	Jordyn Bell	2-4	1-3	0-1	0	2	2	3	5	0	4	1	0	23
21	Katie Powell	8-26	3-8	3-5	3	8	11	4	22	4	4	2	4	39
10	Nikki Wheatley	6-10	0-0	5-5	0	2	2	5	17	4	0	0	0	25
14	Bailey Thomas	1-1	1-1	0-0	1	0	1	0	3	2	0	0	0	39
00	Latecia Smith	0-1	0-0	0-0	0	1	1	2	0	0	4	0	3	9
01	Kavionnia Brown	2-2	1-1	2-2	1	0	1	4	7	1	3	0	2	15
11	Justice Ethridge	2-7	2-5	2-2	1	3	4	1	8	3	1	0	1	17
20	Alyssa Anderson	0-2	0-2	0-0	0	2	2	1	0	1	1	1	1	12
24	Rodjanae Wade	2-5	0-0	3-4	4	0	4	2	7	0	4	0	0	20
Team														Deadball Rebounds
Totals		27-63	8-20	15-19	14	30	44	26	77	16	24	4	12	225

1st - FG %: 5-13 38.5% 2nd: 3-16 18.8% 3rd: 7-12 58.3% 4th: 10-15 66.7% Game: 27-63 42.9% Deadball
3FG %: 1-4 25.0% 0-4 0.0% 0-2 0.0% 1-1 100.0% 8-20 40.0% Rebounds
FT %: 2-3 66.7% 2-3 66.7%

New Mexico 80 • 16-2

#	Player	Total		3-Ptr		Rebounds		PF	TP	A	TO	Blk	Stl	Min
		FG	FGA	FG	FGA	FT	FTA							
21	MCCLURE, Nike	0-1	0-0	0-0	1	2	3	4	0	0	3	1	2	22
44	NUNN, Jaisa	9-14	0-0	8-11	4	8	12	4	26	0	1	0	0	30
03	HURST, Ahlise	2-8	0-5	3-4	0	1	1	1	7	1	3	0	4	42
04	EVERETT, Jayla	7-16	6-13	3-4	0	3	3	2	23	2	4	1	1	40
15	ROBERTSON, Aisia	5-12	1-2	3-7	1	5	6	3	14	9	10	0	1	42
01	NOBLE, Quincy	0-0	0-0	0-0	1	0	1	1	0	0	0	0	0	3
23	MCGRUDER, Shaiquel	1-2	0-0	1-3	0	1	1	2	3	0	1	1	0	12
23	DE LA CERDA, Jaedyn	0-1	0-1	0-0	0	0	0	1	0	0	0	0	0	2
32	ANDERSON, Antonia	2-4	1-2	2-2	4	2	6	2	7	3	1	1	2	26
35	WASHINGTON, Madi	0-4	0-3	0-0	0	0	0	0	0	0	0	0	0	6
Team														Deadball Rebounds
Totals		26-62	8-26	20-31	12	26	38	20	80	15	23	4	10	225

1st - FG %: 6-18 33.3% 2nd: 3-9 33.3% 3rd: 8-13 61.5% 4th: 5-16 31.3% Game: 26-62 41.9% Deadball
3FG %: 3-11 27.3% 2-4 50.0% 2-4 50.0% 1-6 16.7% 8-26 30.8% Rebounds
FT %: 4-5 80.0% 4-8 50.0% 5-7 71.4% 4-8 50.0% 20-31 64.5%

Officials: Cheryl Flores, Alecia Murray, Lisa Jones
Technical fouls: UNLV-Nikki Wheatley; TEAM, New Mexico-None.
Attendance: 5009
2018-19 Women's Basketball. Round: 0. New Mexico vs UNLV. Played at .

Score by periods	1st	2nd	3rd	4th	OT	Total
UNLV	13	14	16	26	8	77
New Mexico	19	12	23	15	11	80

Last FG - LV OT-00:31, NM OT-00:05.
Largest lead - LV by 7 1st-07:54, NM by 15 3rd-02:14.
LV led for 04:56, NM led for 36:23. Game was tied for 03:41.

Score tied - 5 times.
Lead changed - 3 times.