



MEN'S BASKETBALL

1815 Wells St. | Stan Fulton Center | Las Cruces, New Mexico 88003 | @NMStateMBB | Facebook.com/NMStateMBB | NMStateSports.com

ATHLETIC MEDIA RELATION

Men's Basketball Contact - John Vu
O: 575-646-4120 | C: 714-728-9163
Email: jvu@nmsu.edu | @JohnVuNMSU

2017-18 SCHEDULE

Date	Opponent	TV	Time (MT)
Nov. 10	East Central University		W, 81-55
Nov. 13	at #21/22 Saint Mary's	Comcast Hometown Network	L, 92-74
Nov. 17	New Mexico	AggieVision	7 p.m.
Nov. 22	Colorado State	AggieVision	7 p.m.
Nov. 25	UTEP		7 p.m.
Nov. 30	at UTEP	Watch Stadium	8 p.m.
Dec. 3	Prairie View A&M	WACDN	4 p.m.
Dec. 6	San Diego	AggieVision	7 p.m.
Dec. 9	at New Mexico	ESPN3	7 p.m.
Dec. 12	Eastern New Mexico	WACDN	7 p.m.
Dec. 16	vs. Illinois	Big Ten Network	6 p.m.
Dec. 22	vs. Davidson^	ESPNU	9 p.m.
Dec. 23	vs. Miami/at Hawaii^	ESPN2/ESPNU	8/10:30 p.m.
Dec. 25	TBD^	ESPN2/ESPNU	TBD
Dec. 28	at UC Irvine		8 p.m.
Jan. 6	at Chicago State*	WACDN	1 p.m.
Jan. 11	at Grand Canyon*	ESPN3	7 p.m.
Jan. 13	at CSU Bakersfield*	ESPN3	8 p.m.
Jan. 18	Seattle U*	AggieVision	7 p.m.
Jan. 20	Utah Valley*	AggieVision	4 p.m.
Jan. 27	at UMKC*	WACDN	6 p.m.
Jan. 30	Northern New Mexico	WACDN	7 p.m.
Feb. 3	UT Rio Grande Valley*	AggieVision	4 p.m.
Feb. 8	CSU Bakersfield*	AggieVision	7 p.m.
Feb. 10	Grand Canyon*	AggieVision	7 p.m.
Feb. 15	at Utah Valley*	WACDN	7 p.m.
Feb. 17	at Seattle U*	WACDN	2 p.m.
Feb. 22	Chicago State	WACDN	7 p.m.
Feb. 24	UMKC*	AggieVision	7 p.m.
March 3	at UT Rio Grande Valley*	WACDN	6 p.m.
WAC Tournament			
March 8	WAC Quarterfinals	ESPN3	TBD
March 19	WAC Semifinals	ESPN3	TBD
March 10	WAC Championships	ESPNU	8 p.m.
March 11	Selection Sunday		4-5 PM
NCAA Tournament			
March 16-18/1st & 2nd Round		TBD	TBD
March 22-25	Regional Rounds		TBD
TBD			
March 31	Semifinals	TBD	TBD
April 2	Championships	TBD	TBD

All home games in listed in BOLD

^Denotes Hawaiian Airlines Diamond Head Classic Game

*Denotes WAC Game

FOLLOW ALONG WITH THE AGGIES ON...



@NMSTATEMBB #AGGIEUP

WEEKLY GAME NOTES

GAME #3

vs. New Mexico

Nov. 17, 2017 • 7 p.m. (MT) | Las Cruces, NM

Pan American Center | **Capacity:** 12,575

[Live Stats](#) | [Live Audio](#) (Tuneln) | 99.5 FM Zia Country | **PxP:** Tim Hagerty

FOX Sports Arizona Plus & Southwest Plus: | **PxP:** Adam Young | **Analyst:** Rus Bradburd



THE MATCH-UP

	NM State	New Mexico
2017-18 Record	1-1, 0-0 WAC	2-0, 0-0 MWC
Coach	Chris Jans	Paul Weir
Career Record (Season)	22-13 (2nd)	30-6 (2nd)
Record at School (Season)	1-1 (1st)	2-0 (1st)
Team Leader in Scoring (2017-18)	Zach Lofton (21.5)	Troy Simons (21.5)
Team Leader in 3FG Made	Zach Lofton (6)	Troy Simons (9)
Team Leader in FT Percentage	Kotrijk Miles (1.000)	Joe Furstinger (1.000)
Team Leader in Rebounds	Jemerrio Jones (14.5)	Joe Furstinger (1.000)
Team Leader in Assists	AJ Harris (10)	Chris McNeal (13)
Team Leader in Blocks	Jones, Wilkins & Lofton (1)	Joe Furstinger (7)
Team Leader in Steals	Zach Lofton (5)	Troy Simons (9)

AGGIE ROSTER

Projected Starters (2017-18 Stats)

No.	Player	Pos.	PPG	RPG	APG	Notable
23	Zach Lofton	G	21.5	4.0	1.0	Had 18pts with 4rebs at #21/22 Saint Mary's
10	Jemerrio Jones	F	15.0	14.5	2.5	Had 11pts & 10rebs for 2nd double-double at SMC
12	AJ Harris	G	12.5	1.5	5.0	Career-high 13pts & 4asts at #21/22 Saint Mary's
22	Eli Chuha	F	8.5	5.0	0.5	Had 13pts with 6rebs at #21/22 Saint Mary's
13	Sidy N'Dir	G	5.0	4.0	1.0	Scored 6pts, 4rebs and 2asts at #21/22 SMC

Off The Bench

No.	Player	Pos.	PPG	RPG	APG	Notable
11	Johnathon Wilkins	F	6.4	3.5	2.0	Had 7pts on 3-of-5 shooting at #21/22 Saint Mary's
35	Johnny McCants	F	3.0	4.5	0.5	Had 4pts and went 2-2 from FT line at #21/22 SMC
3	Gabe Hadley	G	2.5	1.0	1.0	Knocked down first collegiate point in home-opener
1	Shunn Buchanan	G	1.0	1.5	0.0	Scored first points in Division at 12:45 in 1st half
5	Kotrijk Miles	G	1.0	0.0	0.0	Hit 2-of-2 FTs for first collegiate points
24	Leston Gordon	C	1.0	0.5	0.0	Scored his first DI basket at #21/22 Saint Mary's
15	Joe Garza	G	0.0	0.0	0.0	1-of-5 letter winners returning for NM State
0	Keyon Jones	G	--	--	--	Transfer from Odessa College
2	Wayne Stewart	G	--	--	--	Transfer from Lamar Community College

BY THE NUMBERS...

Category		
Scoring Offense.....	77.5	125.0
Scoring Defense.....	73.5	73.5
Scoring Margin.....	+4.0	+51.5
Field Goal Pct.....	.462	.549
Field Goal Pct. Defense.....	.452	.378
3-Point FG Pct.....	.292	.449
3-Point FG Pct. Defense.....	.372	.314
Free Throw Pct.....	.704	.804
Rebounds per game.....	43.5	46.5
Rebound Margin.....	+11.5	+13.0
Steals per game.....	2.5	16.5
Blocks per Game.....	1.5	5.5
Assists per game.....	14.0	30.5
Turnover per game.....	9.5	18.0
Turnover margin.....	-1.0	+11.5
Assist/turnover ratio.....	1.5	1.7



STATISTICAL LEADERS

(2017-18 Stats)

Points Per Game	G	Pts	PPG
Zach Lofton	2	43	21.5
Jemerrio Jones	2	30	15.0
AJ Harris	2	25	12.5

FG Pct. (Min. 50)	Made	Att	FG%
Johnny McCants	2	3	.667
Zach Lofton	14	23	.609
AJ Harris	10	17	.588

FT Pct.	Made	Att	FG%
Kortrijk Miles	2	2	1.000
Zach Lofton	9	12	.750
Eli Chuha	4	6	.667
Johnny McCants	2	3	.667

Rebs Per Game	G	Rebs	RPG
Jemerrio Jones	2	29	14.5
Eli Chuha	2	10	5.0
Johnny McCants	2	9	4.5

Assists Per Game	G	Asts	APG
AJ Harris	2	10	5.0
Jemerrio Jones	2	5	2.5
Johnathon Wilkins	2	4	2.0

Steals Per Game	G	Steals	SPG
Zach Lofton	2	3	1.5
AJ Harris	2	2	1.0

PAN AMERICAN CENTER TEAM RECORDS

Most Points.....	133, vs. New Mexico Highlands (12/11/82)
Most FG Attempts.....	122, vs. UT-Arlington (12/1/70)
Most 3FGs Made.....	20, by Utah State (2/2/06)
Most FGs Attempts.....	83, vs. UC Irvine (12/19/16)
Most FTs Made.....	35, vs. New Mexico Highlands (11/25/78)
.....	35, vs. Seattle U (1/9/14)
Most FT Attempts.....	53, vs. Seattle U (1/9/14)
Most Rebounds.....	85, vs. UT-Arlington (12/1/70)
Most Fouls.....	38, vs. West Texas State (2/15/74)
Fewest Fouls.....	8, 6x, Last vs. Chicago State (3/7/15)
Most Turnovers.....	47, by San José State (12/19/70)
Fewest Turnovers.....	3, vs. Indiana State (2/6/78)
Margin of Victory.....	59
Highest FG Percentage.....	.686, vs. UTSA (1/3/13)
Highest FT Percentage (Min. 20).....	.955 vs. South Alabama (2/8/03)

PAN AMERICAN CENTER INDIVIDUAL RECORDS

Most Points.....	43, Willie Humes
.....	Idaho State vs. San Jose State (12/27/69)
Rebounds.....	25, Sam Lacey vs. Idaho State (1/4/69)
FGs Made.....	19, Jimmy Collins vs. Air Force (1/14/70)
3FG Made.....	10, Jaycee Carroll
.....	Utah State vs. NM State (2/2/06)
FTs Made.....	17, James Moore vs. Arkansas State (2/28/04)
Assists.....	20, Sam Crawford vs. Sam Houston State (12/21/92)
FG Percentage (Min. 10).....	1.000 (13-13), Reggie Ramey
.....	West Texas A&M vs. NM State (2/13/75)
FT Percentage.....	1.000 - Many



TIP-OFF

The Battle of I-25 resumes this Friday, Nov. 17, when New Mexico State plays host New Mexico for a 7 p.m. tilt in the Pan American Center. The 219th meeting between the two rivals is sponsored by Wells Fargo and is the first of two meetings this season.

Adam Young (@youngbbp) has the call for Friday's rivalry game while former Aggie basketball assistant Rus Bradburd serves as the analyst.

WHERE TO WATCH

In addition to Friday's action against the Lobos on ESPN3, fans can catch the game LIVE on FOX Sports Arizona PLUS and FOX Sports Southwest PLUS. Fans can also use the FOX Sports GO app with paid cable subscription to watch the game on their mobile/tablet device.

ALL Times Mountain

FOX Sports Arizona PLUS (LIVE)

DISH: SD - 440, HD - 9575 | DISH Hopper: 412-28 | DTV: 686-1

FOX Sports Southwest PLUS (LIVE)

DTV: 676-4

FOX College Sports Pacific (Delayed) 2 a.m. Saturday.

DTV: 608 | DISH: 454 | Comcast: 264

GET CONNECTED

Get up to the minute information and news about the NM State men's basketball team all season on Twitter and Instagram by following @NMStateMBB and on Facebook at FB.com/NMStateMBB.

LISTEN UP!

El Paso Chihuahua's play-by-play man Tim Hagerty (@tdhagerty) will have the call over the airwaves on 99.5 Zia Country and affiliate stations in the absence of US Bank/NM State Hall of Famer Jack Nixon.

Alamogordo 103.7 FM KNMZ

Albuquerque 1150 AM KNMM

Carlsbad 1240 AM KAMQ

El Paso 1380 AM KHEY

Gallup 1230 AM, 94.9 FM KYVA

Las Vegas 107.1 FM KMOS

GAMEDAY PROMOTIONS

Friday's game against Battle of I-25 rival New Mexico will serve as the WHITE OUT game. Aggie fans are encouraged to wear white at the game against the Lobos. A total of 4,000 foam fingers will be given out as well as 1,000 free t-shirts.

RIVALRY AWAITS

The much anticipated contest between New Mexico State and New Mexico is quickly approaching. UNM enters the contest 2-0 after a pair of opening victories at home against NAIA Northern New Mexico and Omaha.

The rivalry this year has an added flare to it with former Aggie head coach Paul Weir at the helm for the team up North. UNM boasts seven players on its roster that are averaging in double-figures. Troy Simons leads all Lobos with 21.5 points per game and 6.0 rebounds per game along with his seven assists and nine steals.

Chris McNeal is second on the team averaging 16.5 points with 13 assists while Sam Logwood is right behind him at 16 points a game. Antino Jackson is next on the list with 15.5 points per game and 11 assists while Makuach Maluach checks in with 13.5 points per game. Anthony Mathis and Joe Furstinger rounds it out with 12.5 points per game and 10 points per game, respectively.

The numbers a bit skewed due to UNM's 147-76 thrashing of Northern New Mexico in its home and season-opener. The Lobos hit the century mark for the second time in as many games this past Tuesday when it dismantled Omaha 103-71. New Mexico State trails the all-time series 121-97, but won the last meeting between the two squads 84-71 on Lou Henson Court to split the series last season.

FEELING AT HOME

After its tilt against #21/22 Saint Mary's, New Mexico State will go as far as Albuquerque for the next month. Of the next eight games, two will be on the road. However, those two road games are take place at UTEP 41.8 miles away and at New





Mexico, which is 224 miles away.

IN THE NATION

Through games on Tuesday, Nov. 14, Jemerrio Jones is tied with 30 others around the country with two double-doubles to start the year. The 6-5 forward is also third in the country in offensive rebounds with 7.5 per game (15 total) while his 14.5 rebounding average has him tied for seventh best in the country. Jones is also tied for eighth in the NCAA with 29 total rebounds, nine behind Michael Humphrey of Stanford (38).

FIRST OF THEIR KIND

With the first edition of the Battle of I-25 on tap for Friday, Aggie head coach Chris Jans looks to be one of 12 head coaches in Aggie history to beat the Lobos in his first try. As a whole first-year head coaches are 7-15 all-time in their first contest against UNM. However, NM State is 11-11 all-time when facing the Lobos for the first time at home under a new head coach. Of those 11 wins, three head coaches lost first meeting against Lobos on the road. In addition, Arthur Bergman (1920-22) and T.R. Coffman (1927-29) never faced off against the Lobos during their tenure at New Mexico State.

Year	Coach	Site	Score
1918-19	John G. Griffith	Home	57-20*
1922-23	Robert R. Brown	Home	28-20
1490-41	Julius J. Johnston	Home	40-31
1956-57	Presley Askew	Home	58-51#
1966-67	Lou Henson	Home	62-61 (OT)
1975-76	Ken Hayes	Home	82-68#
1979-80	Weldon Drew	Home	68-58
1985-86	Neil McCarty	Home	53-44
2005-06	Reggie Theus	Home	67-61
2007-08	Marvin Menzies	Home	71-62
2016-17	Paul Weir	Home	84-71#

*Didn't face UNM in their first year as head coach

#Lost their first meeting against UNM on the road, but won their first meeting against UNM at home

FIRST THINGS FIRST

After Friday's season-opening victory, here's how the Aggies fared throughout the years...

First-Year Head Coaches: 18-9 (Lou Henson & Jerry Hines had 2 stints)

Season-Openers: 68-42-1

Home-Openers: 82-27-1

Season/Home Opener was the Same Game: 55-18-1

The Aggie men have now won four-straight home-openers and seven of their last eight. Only loss during that stretch came against Western Michigan in 2013. The only year NM State didn't have a home-opener was during the 1907-08 campaign.

A LONG WAY FROM HOME

New Mexico State's 37 days between home games between December and January is the third-longest in the country behind Penn and Harvard. The Quakers and Crimson have a whopping 39 days between home contests this season, just two ahead of the Aggies. Middle Tennessee State, who will be in the Hawaiian Airlines Diamondhead Classic, have 33 days between home contests.

LAST TIME OUT

New Mexico State went toe-to-toe with No. 21/22 Saint Mary's on the road this past Monday, and was just down 47-42 at half. However, steady play from the Gaels and 1-of-9 from the Aggies behind the arc in the second-half saw them fall 92-74. Jemerrio Jones recorded his second-straight double-double with 11 points and 10 rebounds while Zach Lofton led the Aggies with 18 points.

AJ Harris recorded a career-high 13 points with four assists while Eli Chuha added 13 points of his own with six rebounds. Leston Gordon also knocked down his first bucket at the Division I level in an Aggie uniform that night.

UP NEXT

The home-stretch continues for NM State after hosting in-state rival UNM. First up for the Aggies will be Colorado State on Wednesday, Nov. 22, before entertaining Battle of I-10 rival UTEP on Saturday, Nov. 25, after the football game at 2 p.m. against Idaho. Both games are slated for a 7 p.m. (MT) tip-off.

WAC

WESTERN ATHLETIC CONFERENCE™

2017-18 WAC Standings (As of 11/16) (2016-17 FINAL RPI)

Rk.	Team (NCAA RPI)	WAC	Overall
1.	Grand Canyon (124)	0-0	2-0
2.	UT Rio Grande Valley (315)	0-0	2-1
3.	CSU Bakersfield (59)	0-0	1-1
3.	NM State (56)	0-0	1-1
5.	Chicago State (318)	0-0	1-2
5.	Kansas City (181)	0-0	1-2
5.	Seattle U (272)	0-0	1-2
5.	Utah Valley (180)	0-0	1-2

2017-18 WAC Team Stats (Thru games on 11/15)

SCORING OFFENSE

Rk.	Team	G	W/L	Pts.	PPG
1.	UT Rio Grande Valley	3	2-1	280	93.3
2.	NM State	2	1-1	155	77.5
3.	Seattle U	3	1-2	226	75.3
4.	Kansas City	3	1-2	218	72.7
5.	Utah Valley	3	1-2	216	72.0
6.	Grand Canyon	2	2-0	142	71.0
7.	CSU Bakersfield	2	1-1	141	70.5
8.	Chicago State	3	1-2	205	68.3

SCORING DEFENSE

Rk.	Team	G	Pts.	PPG
1.	Grand Canyon	2	112	56.0
2.	Seattle U	3	207	69.0
3.	CSU Bakersfield	2	143	71.5
4.	NM State	2	147	73.5
5.	Kansas City	3	240	80.0
6.	Utah Valley	3	243	81.0
7.	Chicago State	3	259	86.3
8.	UT Rio Grande Valley	3	260	86.7

FIELD GOAL PERCENTAGE

Rk.	Team	G	FGM	FGA	Pct.
1.	NM State	2	61	132	.462
2.	Grand Canyon	2	47	102	.461
3.	Utah Valley	3	82	188	.436
4.	Seattle U	3	78	181	.431
5.	UT Rio Grande Valley	3	87	205	.424
6.	CSU Bakersfield	2	50	122	.410
7.	Chicago State	3	72	193	.373
8.	Kansas City	3	70	192	.365

FREE THROW PERCENTAGE

Rk.	Team	G	FTM	FTA	Pct.
1.	Seattle U	3	45	51	.882
2.	Utah Valley	3	34	46	.739
3.	UT Rio Grande Valley	3	80	109	.734
4.	Kansas City	3	54	76	.711
5.	NM State	2	19	27	.704
6.	Grand Canyon	2	34	52	.654
7.	Chicago State	3	50	80	.625
8.	CSU Bakersfield	2	28	48	.583

ASSISTS

Rk.	Team	G	Assists	APG
1.	UT Rio Grande Valley	3	56	18.7
2.	Seattle U	3	49	16.3
3.	NM State	2	28	14.0
4.	Chicago State	3	39	13.0
5.	CSU Bakersfield	2	25	12.5
	Grand Canyon	2	25	12.5
7.	Utah Valley	3	36	12.0
8.	Kansas City	3	35	11.7



COLLEGE INSIDER MID-MAJOR

Week 1 (November 13)

RK.	TEAM	RECORD	PTS	PREVIOUS
1.	Gonzaga (27)	1-0	771	1
2.	Saint Mary's (4)	1-0	748	2
3.	Vermont	0-1	675	3
4.	Charleston	1-0	659	4
5.	Oakland	1-0	635	5
6.	Harvard	2-0	575	7
7.	Bucknell	0-2	536	6
8.	BYU	1-0	523	8
9.	UT Arlington	1-0	465	9
10.	Belmont	0-1	443	10
11.	Northern Kentucky	2-0	437	11
12.	FGCU	1-0	433	12
13.	South Dakota State	2-0	346	14
14.	Louisiana	0-1	292	13
15.	Missouri State	1-0	269	16
16.	Mercer	1-1	233	15
17.	Furman	1-0	205	17
18.	Albany	1-0	198	18
19.	Georgia Southern	1-0	176	NR
20.	Georgia State	1-0	138	25
21.	Western Michigan	1-0	103	23
22.	Princeton	0-1	102	21
23.	Elon	1-1	96	22
24.	UC Riverside	1-0	89	NR
25.	Indiana State	1-0	81	NR

Others Receiving Votes: Loyola Chicago 80, Monmouth 73, UNC Asheville 52, Samford 46, Yale 46, Lipscomb 45, **New Mexico State 43**, Weber State 35, Delaware 28, Toledo 25, Valparaiso 23, CSU Bakersfield 22, Stephen F. Austin 20, Illinois State 19, Eastern Kentucky 16, ETSU 16, Iona 16, Loyola MD 15, Murray State 15, Lehigh 13, UC Irvine 13, Ball State 12, Northern Iowa 12, Akron 11, Hofstra 11, Kent State 11, Troy 11, Evansville 10, Lamar 10, Liberty 10, Montana State 10, North Dakota 10, Grand Canyon 9, Bowling Green 8, Buffalo 7, South Dakota 7, Bradley 5, UC Davis 5, UNCW 5, High Point 3, UNC Greensboro 3, Winthrop 3, Navy 2, Southern Illinois 2, Idaho 1, Long Beach State 1, Mount Saint Mary's 1, Niagara 1, San Francisco 1, Santa Clara 1, Texas Southern 1, Towson 1, Wofford 1.

WAC PLAYER OF THE WEEK

Nov. 13.....	Akolda Manyang (Utah Valley)
Nov. 20.....	
Nov. 27.....	
Dec. 4.....	
Dec. 11.....	
Dec. 18.....	
Dec. 25.....	
Jan. 1.....	
Jan. 8.....	
Jan. 15.....	
Jan. 22.....	
Jan. 29.....	
Feb. 5.....	
Feb. 12.....	
Feb. 19.....	
Feb. 26.....	
March 4.....	



HOME COURT HEROES

New Mexico State is 605-152 all-time inside the Pan American Center and has gone 140-26 the last 10 years at home. The Aggies' new home win-streak stands at three with the win over East Central University after snapping their 23-game win-streak on Feb. 23 last season.

WELCOME TO AGGIELAND

Friday's season and home-opener saw several Aggie players make their debut in the Crimson & White. After sitting out due to NCAA transfer rules, AJ Harris finally saw action for the Aggies, scoring 12 points on 5-of-9 shooting with six assists and two steals. Grad transfer and SWAC Player of the Year Zach Lofton made a splash in his debut, pouring in a game-high 25 points on 8-of-12 shooting with six boards, three steals and two dimes.

Others making their debut included, Shunn Buchanan, Gabe Hadley, Kortrijk Miles, Leston Gordon and Johnny McCants. Of the seven that made their debut, six scored at least two points Friday night while three scored in their first collegiate game.

CHRIS JANS ERA BEGINS AT NM STATE

First-year head coach Chris Jans became the 26th head men's basketball coach for NM State on April 17, 2017, taking over the reins of a team that went 28-6 in 2016-17.

Staying on staff with Jans is video coordinator Jordan Sperber and graduate assistant Keith Roberts. His first order of business was hiring associate head coach Lou Gudino, who came to NM State from Indiana State. Following Gudino on staff were assistant coaches David Anwar, Jeff Mailhot and graduate assistant Jovan Austin.

THE BIG 5-0

The 2017-18 campaign serves as the 50th-season season for NM State men's basketball inside the Pan American Center. To celebrate, the NM State marketing department has created special edition posters including head coach Lou Henson, senior Jemerrio Jones, redshirt junior Eli Chuha and a schedule card featuring Las Cruces native, Joe Garza.

In addition, the 2018 calendar year will also serve as the 50th Anniversary of the Pan American Center. Promotions and upcoming events surrounding the Pan Am's 50th will be forthcoming.

CONFERENCE POWERHOUSE

Heading into the 2017-18 season, New Mexico State has finished in the top-three in conference play for 11-straight years, which ranks them fifth in the nation and trails only Gonzaga (20), Kansas (17), Belmont (15) and BYU (12).

Rk.	School	Last Non Top-3 Conference Finish	Consecutive Top-3 Conference Finishes
1.	Gonzaga	1996-97	20
2.	Kansas	1999-2000	17
3.	Belmont	2001-02	15
4.	BYU	2004-05	12
5.	New Mexico State	2005-06	11
T6.	Vermont	2007-08	9
T6.	Princeton	2007-08	9
T8.	Wichita State	2008-09	8
T8.	Kentucky	2008-09	8
10.	Texas Southern	2009-10	7
T11.	Norfolk State	2010-11	6
T11.	Stony Brook	2010-11	6
T11.	Oregon	2010-11	6
T11.	Stephen F. Austin	2010-11	6

**Does not include top 3 division finishes. In case of divisions, moves to top 3 overall conference records among both divisions. Includes ties in league standings.

MEET THE NEWCOMERS

With just five players returning from last year's history run, Coach Jans and his staff scoured the country and finished with 11 new players. Of the 11, four will redshirt during the 2017-18 season and of the four, two are sitting out due to NCAA transfer rules.

Keyon Jones, Shunn (pronounced Shawn) Buchanan, Wayne Stewart, Zach Lofton and Leston Gordon are the four





transfers they'll play immediately for the Aggies. Jones averaged 13.6 points during his two seasons at Odessa College while posting 129 career assists with a .470 shooting clip beyond the arc while shooting 52-percent from the floor.

Buchanan, a 6-0 guard from Northeast Mississippi averaged 12.7 points his freshman season to go with 5.3 assists per game. T Durant, Miss., native is nailed 48-percent of his shots last season, while hitting 37-percent of those from downtown. Stewart is a 6-6 guard that comes to NM State from Lamar Community College. He averaged 15.1 points his two seasons and was named the NJCAA Division I Region IX Player of the Year. Jans also added a big man in Gordon, who stands at 6-8, comes to NM State from Lee College.

Last, but not least, is Lofton. The reigning Southwestern Athletic Conference Player of the Year chose Las Cruces to play his final year as a grad transfer. Lofton, who hails from St. Paul, Minn., averaged 16.6 points last season at Texas Southern while shooting 47-percent from the floor to go with 3.8 boards per game. He also owns a career average of 14.9 points, 3.6 rebounds and a .413 career shooting clip.

The Aggies also have a pair of freshmen joining the mix in Gabe Hadley and Kortrijk Miles. Hadley, a 6-3 guard, is known for her sharp-shooting skills and will be a key replacement from the perimeter for Braxton Huggins. Miles is another athletic guard for coach Jans to roll out. The Dallas, Texas, native was named the 4A Player of the Year after averaging 22 points and 12 rebounds his senior year.

JoJo Zamora, C.J. Bobbitt, Robert Brown and Jabari Rice will redshirt this season. Zamora (Utah) and Bobbitt (Denver) are both transfers that are sitting out due to the NCAA transfer rule while Brown and Rice are freshmen.

#WACVEGAS

For the eighth-consecutive year, the Western Athletic Conference Tournament returns to Orleans Arena (March 8-10). For the first time since realignment, all eight teams will now be participating in the conference tournament.

Since joining the Western Athletic Conference, New Mexico State has enjoyed great success, winning seven of the 12 conference tournaments it has played in – including four-straight from 2012-15.

The Aggies are 26-5 all-time at the WAC Tournament, good for the second-most victories in conference tournament history behind none other than UTEP (27-15). Its .839 winning-percentage is the best amongst WAC Tournament teams with a winning record.

RETURN OF THE WAC...LEADERS

Of the top-five returners in rebounds for the WAC, NM State has boasts two on that list with Eli Chuha (8.9) and Jemerrio Jones (8.4) – who finished last year in second and fourth, respectively. The top three shot blockers from last season also return, including Aggie redshirt senior Johnathon Wilkins.

PRESEASON HONORS

Heading into the season, NM State was picked to finish second in both coaches and media Preseason WAC Men's Basketball Polls. The last time NM State was picked to finish second in both polls came in 2010. Eli Chuha was a unanimous first-team selection while Sidy N'Dir was named to the second-team in the coaches' poll while Jemerrio Jones was named to the second-team on the media poll.

BAKER SIGNS WITH SOUTH BAY LAKERS

Former NM State men's basketball All-American and WAC Player of the year Ian Baker was drafted in the first round (22nd overall) by the South Bay Lakers of the G League on Saturday, Oct. 21.

The 6-0 guard wrapped up his storied Aggie career this past spring, leading New Mexico State to its seventh Western Athletic Conference Tournament title and 20th NCAA Tournament appearance as a senior.

At the end of his senior campaign, Baker led team with 16.7 points per game while pulling down 4.2 rebounds per game – good for third on the team – while dishing out a team-best 4.2 assists per game. The Aggie floor general also led the team in scoring in 19 of the 33 games he started – including a career-high 11 rebound game at Seattle U.

In addition, Baker played a critical role in NM State's 20-game win-streak during the year. He also had a hand in the team's 23-straight wins on Lou Henson Court as well as its 39-game home win-streak in conference play.

Baker finished his illustrious career in Las Cruces with his name littered all over the NM State record books. Baker's 200 shots from beyond the arc sit him in fourth all-time while his 325 free throws placed him eighth in the record books. His .799 shooting clip from the line also ranks him sixth. His 378 assists at NM State are good for fourth all-time and were just two shy of passing Keith Hill (379, 1987-90) for third all-time. His 138 swipes over four years ranked him sixth in the Aggie record books (since 1981).

WAC PRESEASON COACHES POLL

Rk.	Team (First-Place Votes)	Points
1.	Grand Canyon (6)	46
2.	NM State (1)	40
3.	CSU Bakersfield	38
4.	Utah Valley (1)	36
5.	Seattle U	25
6.	UT Rio Grande Valley	16
7.	UMKC	14
8.	Chicago State	9

First Team
Joshua Braun, Grand Canyon (POY)
Eli Chuha, NM State
Nick Dixon, UT Rio Grand Valley
Damiyne Durham, CSU Bakersfield
Fred Sims, Jr., Chicago State

Second Team
Shon Briggs, CSU Bakersfield
Matej Kavaz, Seattle U
Sidy N'Dir, NM State
Isaac Nielson, Utah Valley
Brent Wrapp, CSU Bakersfield

WAC PRESEASON MEDIA POLL

Rk.	Team (First-Place Votes)	Points
1.	Grand Canyon (14)	189
2.	NM State (7)	181
3.	Utah Valley (3)	153
4.	CSU Bakersfield (2)	148
5.	Seattle U (1)	91
6.	UT Rio Grande Valley	72
7.	UMKC (2)	71
8.	Chicago State	31

First Team
Joshua Braun, Grand Canyon (POY)
Eli Chuha, NM State
Nick Dixon, UT Rio Grande Valley
Isaac Neilson, Utah Valley
Fred Sims, Jr., Chicago State

Second Team
Casey Benson, Grand Canyon
Damiyne Durham, CSU Bakersfield
Jemerrio Jones, NM State
Matej Kavaz, Seattle U
Brent Wrapp, CSU Bakersfield



RECORD BREAKDOWN

Table with columns: Overall, Conference, Non-Conference, November, December, January, February, March, Overtime games, vs. Top-25 teams, Playing on TV, Playing on Live Streams, Playing with no TV/Live Stream. Sub-columns: Rec., Streak.

NM STATE WHEN...

Table listing various game statistics and outcomes with columns for the event, the result (e.g., 1-0, 0-1), and the streak (e.g., LI, WI, --).

THE LAST TIME NM STATE...

Table listing recent game results with columns for the result, date, and opponent (e.g., 11/10/17 vs. East Central University (81-55)).

THE LAST TIME AN AGGIE...

Table listing notable player achievements with columns for the achievement, player name, and date (e.g., Scored 30-34 points, 31, Braxton Huggins at UMKC (1/5/17)).

^Denotes WAC Tournament game
*Denotes NCAA Tournament game





2017-18 PRESEASON QUICK FACTS

UNIVERSITY QUICK FACTS

Location Las Cruces, N.M.
 Founded 1888
 Nickname Aggies
 Enrollment 14,852
 Conference Western Athletic (WAC)
 Colors Crimson & White
 President Dr. Garrey Carruthers
 Athletics Director Mario Moccia (@MarioMocciaNMSU)
 Senior Women's Administrator (Interim) Dr. Renay Scott
 Faculty Representative Dr. James Peach
 Facility Pan American Center (12,575)
 Press Row (575) 646-3400
 Radio 99.5 FM KXPZ (Flagship Station)
 Tuneln (New Mexico St. Aggies)
 1150 AM KNMM (Albuquerque)
 103.7 FM KNMZ (Alamogordo)
 1240 AM KAMQ (Carlsbad)
 1380 AM KHEY (El Paso)
 1230 AM, 94.9 FM KYVA (Gallup)
 107.1 FM KMDS (Las Vegas)
 Website www.NMStateSports.com

COACHING STAFF

Head Coach Chris Jans (First Season)
 Email beckvi@nmsu.edu
 Office Phone 575-646-1447
 NM State Career 1st Season (0-0)
 Collegiate Career 2nd Season (21-12)
 Associate Head Coach Lou Gudino (First Season)
 Email lgudino@nmsu.edu
 Office Phone 575-646-5252
 Assistant Coach David Anwar (1st Season)
 Email anward@nmsu.edu
 Office Phone 575-646-4989
 Assistant Coach Jeff Mailhot (First Season)
 Email jmailhot@nmsu.edu
 Office Phone 575-646-7380

SUPPORT STAFF

Program Coordinator Becky Veitch
 Dir. of Basketball Operations Andy Schmitt
 Video Coordinator Jordan Sperber
 Graduate Assistants Keith Roberts
 Jovan Austin
 Athletic Trainer Marissa Whitten
 Strength & Conditioning Zach Witherspoon
 Team Managers Leah Steward, Ina Saiz, Yesenia Becerra
 Dan Ameme, Paul Bernstein, Fernando Villa, Boston Castillo

ATHLETIC MEDIA RELATIONS

Assistant AD - Media Relations (M&B Contact) John Vu
 Office Phone 575-646-4120
 Cell Phone 714-728-9163
 Email jvu@nmsu.edu
 Twitter @JohnVuNMSU
 Assistant Directors Chris Kennedy
 Graduate assistant Christina Anderson
 Athletic Media Relations Fax Michelle McCullough
 575-646-2099
 Mailing Address
 Stan Fulton Athletic Center
 1815 Wells Street
 Las Cruces, NM 88003

ALL-TIME SERIES RECORD (2017-18 OPPONENTS ONLY)

Opponent	Home	Away	Neau	Overall	Last
Akron	0-0	0-0	0-0	0-0	--
Bakersfield	7-0	3-1	3-1	13-2	2017
Chicago State	6-0	4-1	2-0	12-1	2017
Colorado State	1-1	0-4	0-0	1-5	2016
Davidson	0-0	0-0	0-0	0-0	--
East Central University	1-0	0-0	0-0	1-0	2017
Eastern New Mexico	16-2	5-2	0-0	21-4	2016
Grand Canyon	5-0	1-2	0-0	6-2	2017
Hawaii	7-0	5-4	3-0	15-4	2013
Illinois	0-0	0-1	1-1	1-2	1992
New Mexico	59-46	38-73	0-2	97-121	2016
Northern New Mexico	4-0	0-0	2-0	6-0	2017
Miami	0-0	0-0	0-0	0-0	--
Middle Tennessee	1-2	3-0	1-1	5-3	2005

TEAM HISTORY

First Season 1904-05
 First Season at Pan American Center 1968-69
 Pan American Center Record 605-152 (7.99)
 WAC Record at Pan American Center 173-31 (.848)
 All-Time Record 1961-933 (.677)
 All-Time WAC Record 135-51 (.726)
 WAC Championships (Last) 3 (2015-16)
 WAC Tournament Championships (Last) 7 (2016-17)
 WAC Tournament Record 26-5 (.839)
 Overall Postseason Record 17-33 (.340)
 NCAA Appearances (Record) 23 (10-25)*
 NIT Appearances (Record) 6 (5-6)
 NAIA Appearances (Record) 4 (5-4)

TEAM INFORMATION

2016-17 Overall Record 28-6
 2016-17 Home Record 16-1
 2016-17 Road Record 8-4
 2016-17 Neutral Site Record 4-1
 2016-17 WAC Record/Finish 11-3/second
 2016-17 Postseason NCAA 1st Round
 2016-17 Final Ranking NR
 Starters Returning/Lost 2/3
 Letterwinners Returning/Lost 5/8
 Redshirts Returning/Lost 1/1
 Newcomers 11

STARTERS RETURNING

Name	Pos.	MPG	PPG	RPG	APG
Eli Chuha	F	26.1	12.4	8.9	1.1
Jonathan Wilkins	F	18.0	5.5	3.0	1.0

LETTERWINNERS RETURNING

Name	Pos.	MPG	PPG	RPG	APG
Jemerrio Jones	F	24.5	9.7	8.4	3.0
Sidy N'Dir	G	28.6	13.7	2.7	2.1
Joe Garza	G	7.1	1.7	0.6	0.5

LETTERWINNERS LOST

Name	Pos.	MPG	PPG	RPG	APG
Ian Baker	G	33.1	16.7	4.2	4.2
Braxton Huggins	G	27.6	13.7	2.6	1.3
Matt Taylor	G	22.0	6.5	3.0	1.6
Jermaine Haley	G	21.2	3.9	2.8	1.5
Jalyn Pennie	G	8.6	2.0	1.9	0.2
Tanveer Bhullar	C	7.0	2.7	2.3	0.2

2016-17 TEAM STATISTICS (RETURNING/LOST)

Points/Per Game 2,678/78.76
 Field Goal Percentage 467
 3-point Field Goal Percentage 337
 Rebounds Per Game 1,339/39.4
 Assists Per Game 505/14.9
 Steals Per Game 166/4.9
 Blocks Per Game 128/3.8

*Wins and NCAA Tournament appearances were vacated from 1991-94 due to NCAA violation. 20 appearances (7-22) with wins-losses vacated (3-3).

AP POLL

Week 2 (November 13)

RK.	TEAM	RECORD	PTS
1.	Duke (34)	2-0	1,577
2.	Michigan State (13)	1-0	1,529
3.	Arizona (16)	2-0	1,511
4.	Kansas (2)	1-0	1,446
5.	Villanova	1-0	1,307
6.	Wichita State	1-0	1,277
7.	Kentucky	2-0	1,219
8.	Florida	0-0	1,125
9.	North Carolina	1-0	1,078
10.	USC	1-0	1,023
11.	Miami	2-0	911
12.	Cincinnati	1-0	890
13.	Notre Dame	1-0	860
14.	Minnesota	1-0	675
15.	Xavier	1-0	605
16.	Texas A&M	1-0	577
17.	Gonzaga	1-0	525
18.	Louisville	1-0	518
19.	Purdue	2-0	426
20.	Northwestern	1-0	374
21.	Saint Mary's	1-0	315
22.	Seton Hall	2-0	283
23.	UCLA	1-0	266
24.	West Virginia	0-1	211
25.	Baylor	1-0	205

Others receiving votes: Alabama 98, Rhode Island 55, Virginia 45, TCU 43, Providence 36, Missouri 32, Virginia Tech 17, Wisconsin 9, Texas 7, Michigan 7, Texas Tech 6, Butler 6, Oklahoma 5, Arkansas 4, Mt. St. Mary's 4, SMU 4, Middle Tennessee 3, Nevada 2, Oakland 2, Dayton 2, Maryland 2, Harvard 1, Oregon 1, South Carolina 1.

Dropped from rankings:

USA TODAY COACHES POLL

Preseason (October 22)

RK.	TEAM	RECORD	PTS
1.	Duke (20)	0-0	774
2.	Michigan State (9)	0-0	747
3.	Kansas	0-0	723
4.	Kentucky	0-0	678
5.	Arizona (2)	0-0	654
6.	Villanova	0-0	623
7.	Florida (1)	0-0	549
8.	Wichita State	0-0	543
9.	North Carolina	0-0	515
10.	West Virginia	0-0	458
11.	USC	0-0	396
12.	Miami	0-0	383
13.	Cincinnati	0-0	349
14.	Notre Dame	0-0	305
15.	Minnesota	0-0	303
16.	Louisville	0-0	295
17.	Xavier	0-0	284
18.	UCLA	0-0	275
19.	Gonzaga	0-0	242
20.	Northwestern	0-0	208
21.	Purdue	0-0	167
22.	Saint Mary's	0-0	152
23.	Seton Hall	0-0	139
24.	Baylor	0-0	107
25.	Alabama	0-0	82

Others receiving votes: Texas A&M 76, Virginia 57, Butler 43, Missouri 35, TCU 32, Rhode Island 31, Wisconsin 21, Providence 21, Maryland 20, Oklahoma 19, Oakland 19, Texas 13, Michigan 13, Virginia Tech 12, Oregon 12, SMU 6, Creighton 6, Georgia Tech 3, Georgia 3, Harvard 2, Arkansas 2, Florida State 1, Nevada 1, South Carolina 1.

Dropped from rankings:

-2017-18 games included





CHRIS JANS

EXPERIENCE

NM State Experience	Ist Season
NM State Record	1-1
NM State WAC Record	0-0
Collegiate Experience (2nd as HC)	26 Seasons
Collegiate Record	22-13
Alma Mater	Loras College '91

New Mexico State Director of Athletics Mario Moccia handed the reigns to the coveted Aggie men's basketball program to Chris Jans on Monday, April 17, naming the Fairbank, Iowa, native the 26th head men's basketball coach at NM State.

The 25-year veteran takes the helm of an Aggie team that won a program record 28 games. The 2016-17 squad also owned the nation's third-longest winning-streak that lasted for 20-straight games.

He recently began his second-stint at Wichita State prior to the start of the 2016-17 season under head coach Greg Marshall. At the conclusion of this past season, Jans was elevated to associate head coach before taking the NM State head coaching job.

Prior to returning to WSU, Jans coordinated one of the nation's best turnarounds in 2014-15 in his first year as the head coach at Bowling Green. In just one season, he took a BGSU team that lost 20 games in 2013-14 and guided it to a record-setting 21-12 overall mark in 2014-15 – which was the most wins in a single-season for Bowling Green since 2001-02 (24).

With the 21 wins, Jans became the first head coach in Falcons history to lead the team to 20 wins or more in his first year at the helm. His record-setting 21 wins eclipsed the 18 wins set previously by hall of famers Harold Anderson and Bill Fitch.

The 2014-15 campaign also saw Jans lead BGSU to its first national postseason tournament victory since 1975 when the Falcons defeated Saint Francis (Pa.) in the 2015 Collegeinsider.com Tournament (CIT).

In that same year, Bowling Green finished Mid-American Conference play 11-7 – which was the most wins in MAC play for BGSU since going 11-5 during the 2008-09 season. In addition, the Falcons also reeled off 11 road victories for the first time since the 1947-48 season.

With the historic year for Falcon men's basketball, Jans was chosen by his peers as the National Association of Basketball Coaches' top first-year head coach with the 2015 Joe B. Hall National Coach of the Year award.

Before taking the helm at BGSU, Jans spent seven years alongside Marshall at Wichita State (2007-14). He was a member of the inaugural staff with Marshall at WSU and turned the program around to become the staple of the NCAA Tournament it is now. After just one season, the Shockers earned a CBI bid in 2009 followed by an NIT bid at home in 2010 with the help of future NBA guard Toure' Murry and center Garrett Stutz.

The Shockers began to break through in the 2010-11 campaign when they recorded 24 wins and a runner-up finish in conference play. Despite missing the Big Dance, WSU gave Shocker fans some hope when it reeled off five-consecutive wins and won the program's first NIT Championship.

Wichita State claimed the Missouri Valley Conference title the following year and made its first appearance in the NCAA Tournament since 2006 as the No. 5 seed before falling to the 12th-seeded Cinderella VCU Rams.

Jans was instrumental in landing Ron Baker, a future All-American and NBA player, who helped guide WSU to its deep run in the NCAA Tournament in 2013. The Shockers broke a lot of brackets that season, taking down Pittsburgh and the overall No. 1 seed Gonzaga to reach the Sweet 16 before taking down a hot La Salle and Ohio State team to earn Wichita State its first Final Four appearance since 1965.

In the final season of his first stint with the Shockers, Jans helped Wichita State set an NCAA record with a 35-0 start to the season. During that stretch, WSU ran the gamut in the Valley and became the first program to go undefeated in nearly 30 years. That season also saw Fred VanVleet, Cleanthony Early and Baker earn first-team all-conference selections while Early and VanVleet notched All-America honors on top of VanVleet adding MVC Player of the Year to his mantle of awards.

He began his coaching career as an assistant coach at NCAA Division III Elmhurst College in 1992 before taking a similar role at NAIA Grande View College in 1994. Jans earned his first head coaching opportunity when he took over at NJCAA Division II Kirkwood Community College in 1996.

Jans was named the Region XI Coach of the Year after guiding the Eagles to a 25-10 season, which included a conference title and the program's first-ever national tournament appearance. He followed up his rookie season with a 31-6 campaign highlighted by Kirkwood capturing the NJCAA Division II National Championship and





Jans being named the National Coach of the Year.

Sandwiched in between his time at Independence Community College (1998-99) and Howard College (2001-03), Jans got his first taste of the Division I level as an assistant coach at Idaho (1999-01) under David Farrar.

After Howard, he took over at Chipola Junior College and joined forces with Greg Heiar – who played for Jans in his rookie season as a head coach at Kirkwood CC and was a fellow assistant coach at WSU. Success continued to follow Jans as he led Chipola JC to its first conference title in a decade while finishing sixth at the NJCAA Division I National Tournament and finished 32-5 overall.

Jans then made his second appearance at the Division I level, this time as an assistant coach at Illinois State (2004-07) on Porter Moser's staff before joining Marshall at Wichita State.

Jans was a three-year starter at Loras College (1987-91) and was named a captain as a senior. During his time in Dubuque, Iowa, he helped the Duhawks break 16 scoring records and two NCAA Division III records for three-point shooting.

A graduate of Loras College in 1991, Jans earned his bachelor degrees in marketing and finance. He and his wife Sheri have two kids, Nick and Maddie Gazda.

Jans' All-Time Record

Opponent	W	L
Akron	0	2
Alabama A&M	1	0
Ball State	3	0
Buffalo	0	2
Canisius	0	1
Central Michigan	1	0
Chicago State	1	0
Cleveland State	1	0
Colorado State	--	--
CSU Bakersfield	--	--
Dayton	0	1
Davidson	--	--
Detroit	1	0
Drake	1	0
East Central University	1	0
Eastern Michigan	1	1
Ferris State	0	1
Grand Canyon	--	--
Illinois	--	--
Kent State	1	1
Miami (OH)	1	1
New Mexico	--	--
Northern Illinois	2	0
Northern New Mexico	--	--
Ohio	2	0
Prairie View A&M	--	--

Opponent	W	L
Saint Francis (Pa.)	1	0
Saint Mary's (CA)	0	1
San Diego	--	--
Seattle U	--	--
South Florida	1	0
Southeast Missouri State	1	0
Toledo	0	1
UC Irvine	--	--
UMKC	--	--
Utah Valley	--	--
UTEP	--	--
UT Rio Grande Valley	--	--
Western Kentucky	0	1
Western Michigan	1	0
Wright State	1	0
Total	22	13

THE JANS FILE

Year	School	Position	Overall	Pct.	Conf.	Pct.	Conference Tournament	Postseason
1991-92	Elmhurst	Assistant Coach	--	--	--	--	--	--
1992-93	Elmhurst	Assistant Coach	--	--	--	--	--	--
1993-94	Elmhurst	Assistant Coach	--	--	--	--	--	--
1994-95	Grand View College	Assistant Coach	--	--	--	--	--	--
1995-96	Grand View College	Assistant Coach	--	--	--	--	--	--
1996-97	Kirkwood CC	Head Coach	--	--	--	--	--	--
1997-98	Kirkwood CC	Head Coach	--	--	--	--	--	--
1998-99	Independence CC	Head Coach	--	--	--	--	--	--
1999-00	Idaho	Assistant Coach	--	--	--	--	--	--
2000-01	Idaho	Assistant Coach	--	--	--	--	--	--
2001-02	Howard JC	Head Coach	--	--	--	--	--	--
2002-03	Howard JC	Head Coach	--	--	--	--	--	--
2003-04	Chipola	Head Coach	--	--	--	--	--	--
2004-05	Illinois State	Assistant Coach	--	--	--	--	--	--
2005-06	Illinois State	Assistant Coach	--	--	--	--	--	--
2006-07	Illinois State	Assistant Coach	--	--	--	--	--	--
2007-08	Wichita State	Assistant Coach	--	--	--	--	--	--
2008-09	Wichita State	Assistant Coach	--	--	--	--	--	--
2009-10	Wichita State	Assistant Coach	--	--	--	--	--	--
2010-11	Wichita State	Assistant Coach	--	--	--	--	--	--
2011-12	Wichita State	Associate Head Coach	--	--	--	--	--	--
2012-13	Wichita State	Associate Head Coach	--	--	--	--	--	--
2013-14	Wichita State	Associate Head Coach	--	--	--	--	--	--
2014-15	Bowling Green State	Head Coach	21-12	.636	11-7	.611	1-1	1-1 (CIT)
2015-16	Wichita State	Consultant	--	--	--	--	--	--
2016-17	Wichita State	Special Assistant	--	--	--	--	--	--
2017-18	New Mexico State	Head Coach	1-1	.500	--	--	--	--
Total	--	--	22-13	.647	11-7	.611	1-1	1 Appearance



2017-18 NUMERICAL ROSTER

No.	Name	Pos.	Ht.	Wt.	Yr.	Hometown (Previous School)
0	Keyon Jones	G	6-1	200	Jr.	Dorchester, Mass. (Odessa College)
1	Shunn Buchanan	G	6-0	175	So.	Durant, Miss. (Northeast Mississippi CC)
2	Wayne Stewart	G	6-6	200	Jr.	Philadelphia, Pa. (Lamar CC)
3	Gabe Hadley	G	6-3	195	Fr.	Melbourne, Australia/Templestowe College
5	Kortrijk Miles	G	6-4	175	Fr.	Dallas, Texas (Lincoln HS)
10	Jemerrio Jones	F	6-5	200	Sr.	Memphis, Tenn. (Hill Junior College)
11	Johnathon Wilkins	F	6-10	235	RSr.	Lille, France (La Lumiere HS)
12	AJ Harris	G	5-9	170	RSo.	Dayton, Ohio (Ohio State)
13	Sidy N'Dir	G	6-2	185	RJr.	Cosne, Burgundy, France (West Oaks Academy)
15	Joe Garza	G	6-0	185	Sr.	Las Cruces, N.M. (Las Cruces HS)
22	Eli Chuha	F	6-7	225	RJr.	Redlands, Calif. (Redlands East Valley HS)
23	Zach Lofton	G	6-4	205	Gr.	St. Paul, Minn. (Texas Southern)
24	Leston Gordon	C	6-8	220	Jr.	Tunapuna, Trinidad and Tobago (Lee College)
35	Johnny McCants	F	6-7	220	RFr.	Las Cruces, N.M. (Oñate HS)
	JoJo Zamora	G	6-2	175	Sr.	Oakland, Calif. (Newark Memorial HS)
	C.J. Bobbitt	F	6-7	225	Jr.	Killeen, Texas (Denver)
	Robert Brown	F	6-9	238	Fr.	Dallas, Texas (Advanced Preparatory International)
	Jabari Rice	G	6-4	160	Fr.	Houston, Texas (Thurgood Marshall HS)

2017-18 ALPHABETICAL ROSTER

No.	Name	Pos.	Ht.	Wt.	Yr.	Hometown (Previous School)
1	Shunn Buchanan	G	6-0	175	So.	Durant, Miss. (Madison Central HS)
22	Eli Chuha	F	6-7	225	RJr.	Redlands, Calif. (Redlands East Valley HS)
15	Joe Garza	G	6-0	185	Sr.	Las Cruces, N.M. (Las Cruces HS)
24	Leston Gordon	C	6-8	220	Jr.	Tunapuna, Trinidad and Tobago (Lee College)
3	Gabe Hadley	G	6-3	195	Fr.	Melbourne, Australia/Templestowe College
12	AJ Harris	G	5-9	170	RSo.	Dayton, Ohio (Ohio State)
10	Jemerrio Jones	F	6-5	200	Sr.	Memphis, Tenn. (Hill Junior College)
0	Keyon Jones	G	6-1	200	Jr.	Dorchester, Mass. (Milton HS)
23	Zach Lofton	G	6-4	205	Gr.	St. Paul, Minn. (Texas Southern)
35	Johnny McCants	F	6-7	220	RFr.	Las Cruces, N.M. (Oñate HS)
5	Kortrijk Miles	G	6-4	175	Fr.	Dallas, Texas (Lincoln HS)
13	Sidy N'Dir	G	6-2	185	RJr.	Cosne, Burgundy, France (West Oaks Academy)
2	Wayne Stewart	G	6-6	200	Jr.	Philadelphia, Pa. (Lamar CC)
11	Johnathon Wilkins	F	6-10	235	RSr.	Lille, France (La Lumiere HS)
	JoJo Zamora	G	6-2	175	Sr.	Oakland, Calif. (Newark Memorial HS)
	C.J. Bobbitt	F	6-7	225	Jr.	Killeen, Texas (Denver)
	Robert Brown	F	6-9	238	Fr.	Dallas, Texas (Advanced Preparatory International)
	Jabari Rice	G	6-4	160	Fr.	Houston, Texas (Thurgood Marshall HS)

COACHING AND SUPPORT STAFF

Name	Position	Experience	Alma Mater
Chris Jans	Head Coach	First Season	Loras College (1991)
Lou Gudino	Associate Head Coach	First Season	Indiana (1997)
David Anwar	Assistant Coach	First Season	Fitchburg State (1998)
Jeff Mailhot	Assistant Coach	First Season	Cal Baptist (2005)
Andy Schmitt	Director of Basketball Operations	First Season	Illinois (2013)
Jordan Sperber	Video Coordinator	Second Season	Villanova (2014)
Becky Veitch	Program Coordinator	Sixth Season	
Marissa Whitten	Athletic Trainer	First Season	NM State (2010)
Zach Witherspoon	Strength & Conditioning	Second Season	Carson-Newman (2014)
Keith Roberts	Graduate Assistant	Second Season	NM State (2016)
Jovan Austin	Graduate Assistant	First Season	Texas A&M-Commerce (2017)
John Vu	Sports Information	Second Season	Humboldt State (2010)
Leah Steward	Manager	Third Season	
Ina Saiz	Manager	Second Season	
Yesenia Becerra	Manager	First Season	
Dan Ameme	Manager	First Season	
Paul Bernstein	Manager	First Season	
Fernando Villa	Manager	First Season	
Boston Castillo	Manager	First Season	

ROSTER BREAKDOWN

By Class

Seniors (5)

Joe Garza, Jemerrio Jones, Zach Lofton (Gr.), Johnathon Wilkins (RSr.), JoJo Zamora

Juniors (5)

Eli Chuha (RJr.), Leston Gordon, Keyon Jones, Sidy N'Dir (RJr.), Wayne Stewart

Sophomores (2)

Shunn Buchanan, AJ Harris (RSo.)

Freshmen (3)

Gabe Hadley, Kortrijk Miles, Johnny McCants (RFr.)

Redshirts (3)

C.J. Bobbitt, Robert Brown, Jabari Rice

By Position

Guards (9)

Shunn Buchanan, Joe Garza, Gabe Hadley, AJ Harris, Keyon Jones, Zach Lofton, Kortrijk Miles, Sidy N'Dir, Wayne Stewart (**Redshirts:** Jabari Rice)

Forwards (4)

Eli Chuha, Jemerrio Jones, Johnny McCants, Johnathon Wilkins (**Redshirts:** C.J. Bobbitt, Robert Brown)

Centers (1)

Leston Gordon

By Home Country

USA (14)

France (2)

Australia (1)

Trinidad and Tobago (1)

Pronunciation Guide

David Anwar	ann-waar
Shunn Buchanan	Shawn
Eli Chuha	chew-ah
Joe Garza	gar-zuh
Lou Gudino	guh-dean-no
Jemerrio Jones	juh-mare-rio
Keyon Jones	key-on
Jeff Mailhot	MY-it
Kortrijk Miles	CORE-trick
Sidy N'Dir	sid-dee N-deer
Jabari Rice	juh-bar-ree





2017-18 RESULTS

RECORD:	OVERALL	HOME	AWAY	NEUTRAL
ALL GAMES	1-1	1-0	0-1	0-0
CONFERENCE	0-0	0-0	0-0	0-0
NON-CONFERENCE	1-1	1-0	0-1	0-0

Date	Opponent	Score	Att.	High Points	High Rebounds
11/10/17	EAST CENTRAL UNIVERSITY	w 81-55	3920	(25)Lofton, Zach	(19)Jones, Jemerrio
11/13/17	at Saint Mary's (CA)	74-92 L	2811	(18)Lofton, Zach	(10)Jones, Jemerrio

* - WAC game

Attendance Summary	Games	Attend	Avg/Game
Home	1	3920	3920
Away	1	2811	2811
Neutral	0	0	0
Total	2	6731	3366



2017-18 STATISTICS

RECORD:	OVERALL	HOME	AWAY	NEUTRAL
ALL GAMES	1-1	1-0	0-1	0-0
CONFERENCE	0-0	0-0	0-0	0-0
NON-CONFERENCE	1-1	1-0	0-1	0-0

##	Player	gp-gs	min	avg	Total		3-Point		F-Throw		Rebounds				pf	dq	a	to	blk	stl	pts	avg		
					fg-fga	fg%	3fg-fga	3fg%	ft-fa	ft%	off	def	tot	avg										
23	Lofton, Zach	2-2	54	27.0	14-23	.609	6-10	.600	9-12	.750	2	6	8	4.0	5	0	2	2	1	3	43	21.5		
10	Jones, Jemerrio	2-2	56	28.0	14-28	.500	0-4	.000	2-4	.500	15	14	29	14.5	6	0	5	4	1	0	30	15.0		
12	Harris, AJ	2-2	54	27.0	10-17	.588	5-10	.500	0-0	.000	1	2	3	1.5	4	0	10	2	0	2	25	12.5		
22	Chuha, Eli	2-1	43	21.5	6-17	.353	1-3	.333	4-6	.667	4	6	10	5.0	5	0	1	2	0	0	17	8.5		
11	Wilkins, Johnathon	2-1	33	16.5	6-12	.500	1-2	.500	0-0	.000	2	5	7	3.5	5	0	4	1	1	0	13	6.5		
13	N'Dir, Sidy	2-2	53	26.5	5-11	.455	0-4	.000	0-0	.000	0	8	8	4.0	5	0	2	3	0	0	10	5.0		
35	McCants, Johnny	2-0	23	11.5	2-3	.667	0-0	.000	2-3	.667	3	6	9	4.5	1	0	1	1	0	0	6	3.0		
03	Hadley, Gabe	2-0	29	14.5	2-9	.222	1-8	.125	0-0	.000	0	2	2	1.0	0	0	2	0	0	0	5	2.5		
24	Gordon, Leston	2-0	4	2.0	1-2	.500	0-0	.000	0-0	.000	0	1	1	0.5	1	0	0	0	0	0	2	1.0		
05	Miles, Kortrijk	2-0	7	3.5	0-0	.000	0-0	.000	2-2	1.000	0	0	0	0.0	1	0	0	1	0	0	2	1.0		
01	Buchanan, Shunn	2-0	21	10.5	1-5	.200	0-2	.000	0-0	.000	0	3	3	1.5	2	0	0	2	0	0	2	1.0		
15	Garza, Joe	2-0	23	11.5	0-5	.000	0-5	.000	0-0	.000	0	1	1	0.5	3	0	1	1	0	0	0	0.0		
Team											0	6	6											
Total.....		2	400		61-132	.462	14-48	.292	19-27	.704	27	60	87	43.5	38	0	28	19	3	5	155	77.5		
Opponents.....		2	400		52-115	.452	16-43	.372	27-42	.643	13	51	64	32.0	31	-	26	17	2	5	147	73.5		

TEAM STATISTICS	NMSU	OPP	Date	Opponent	Score	Att.
SCORING	155	147	11/10/17	EAST CENTRAL UNIVERSITY	w 81-55	3920
Points per game	77.5	73.5	11/13/17	at Saint Mary's (CA)	L 74-92	2811
Scoring margin	+4.0	-	* - WAC game			
FIELD GOALS-ATT	61-132	52-115				
Field goal pct	.462	.452				
3 POINT FG-ATT	14-48	16-43				
3-point FG pct	.292	.372				
3-pt FG made per game	7.0	8.0				
FREE THROWS-ATT	19-27	27-42				
Free throw pct	.704	.643				
F-Throws made per game	9.5	13.5				
REBOUNDS	87	64				
Rebounds per game	43.5	32.0				
Rebounding margin	+11.5	-				
ASSISTS	28	26				
Assists per game	14.0	13.0				
TURNOVERS	19	17				
Turnovers per game	9.5	8.5				
Turnover margin	-1.0	-				
Assist/turnover ratio	1.5	1.5				
STEALS	5	5				
Steals per game	2.5	2.5				
BLOCKS	3	2				
Blocks per game	1.5	1.0				
ATTENDANCE	3920	2811				
Home games-Avg/Game	1-3920	1-2811				
Neutral site-Avg/Game	-	0-0				

Score by Periods	1st	2nd	Totals
New Mexico State	73	82	155
Opponents	72	75	147



**2016-17 WAC STATISTICS**

RECORD:	OVERALL	HOME	AWAY	NEUTRAL
ALL GAMES	11-3	6-1	5-2	0-0
CONFERENCE	11-3	6-1	5-2	0-0
NON-CONFERENCE	0-0	0-0	0-0	0-0

#	Player	gp-gs	min	avg	Total		3-Point		F-Throw		Rebounds				pf	dq	a	to	blk	stl	pts	avg
					fg-fga	fg%	3fg-fga	3fg%	ft-fa	ft%	off	def	tot	avg								
04	Baker, Ian	14-13	485	34.6	70-184	.380	25-87	.287	77-93	.828	8	60	68	4.9	23	0	72	29	1	14	242	17.3
22	Chuha, Eli	14-13	399	28.5	73-115	.635	0-0	.000	51-72	.708	60	79	139	9.9	35	1	21	24	5	7	197	14.1
02	Huggins, Braxton	14-13	421	30.1	63-150	.420	39-97	.402	25-33	.758	7	25	32	2.3	31	1	19	16	3	3	190	13.6
10	Jones, Jemerrio	14-0	341	24.4	53-109	.486	0-7	.000	28-49	.571	45	79	124	8.9	39	1	41	21	6	10	134	9.6
24	Taylor, Matt	14-5	323	23.1	41-91	.451	13-40	.325	19-28	.679	15	38	53	3.8	30	0	26	23	7	10	114	8.1
11	Wilkins, Johnathon	14-13	265	18.9	37-74	.500	7-23	.304	8-11	.727	16	35	51	3.6	41	1	14	20	12	6	89	6.4
01	Haley, Jermaine	14-8	310	22.1	19-54	.352	6-29	.207	18-28	.643	10	36	46	3.3	35	0	26	26	2	8	62	4.4
03	Ellis, Chancellor	8-0	57	7.1	11-30	.367	11-30	.367	2-2	1.000	3	1	4	0.5	5	0	1	2	0	0	35	4.4
21	Bhullar, Tanveer	8-0	44	5.5	11-16	.688	0-0	.000	1-3	.333	7	7	14	1.8	6	0	2	2	2	0	23	2.9
35	Pennie, Jalyn	10-0	66	6.6	9-16	.563	1-5	.200	0-2	.000	6	10	16	1.6	5	0	3	7	1	1	19	1.9
15	Garza, Joe	13-0	89	6.8	5-15	.333	3-12	.250	2-2	1.000	0	8	8	0.6	7	0	5	2	0	1	15	1.2
Team											14	14	28		1							
Total.....		14	2800		392-854	.459	105-330	.318	231-323	.715	191	392	583	41.6	258	4	230	172	39	60	1120	80.0
Opponents.....		14	2801		346-803	.431	80-283	.283	202-302	.669	121	321	442	31.6	278	-	152	167	23	72	974	69.6

TEAM STATISTICS	NMSU	OPP	Date	Opponent	Score	Att.
SCORING	1120	974	* 01/05/17	at UMKC	w 77-64	1024
Points per game	80.0	69.6	* 1/7/17	at Chicago State	w 78-62	1636
Scoring margin	+10.4	-	* 1/12/17	GRAND CANYON	w 81-69	4800
FIELD GOALS-ATT	392-854	346-803	* 1/14/17	CSU BAKERSFIELD	w 63-58	4295
Field goal pct	.459	.431	* 1/21/17	UMKC	w 94-71	9893
3 POINT FG-ATT	105-330	80-283	* 01/26/17	at Seattle University	w 71-56	1267
3-point FG pct	.318	.283	* 01/28/17	at Utah Valley	w 74-69	6246
3-pt FG made per game	7.5	5.7	* 02/04/17	CHICAGO STATE	w 86-51	5445
FREE THROWS-ATT	231-323	202-302	* 2/9/17	at CSU Bakersfield	L 53-72	3497
Free throw pct	.715	.669	* 02/11/17	at Grand Canyon	L 71-83	7479
F-Throws made per game	16.5	14.4	* 02/18/17	at UT Rio Grande Valley	w 107-101	2234
REBOUNDS	583	442	* 2/23/17	UTAH VALLEY	L 72-84	4151
Rebounds per game	41.6	31.6	* 2/25/17	SEATTLE UNIVERSITY	w 86-53	4744
Rebounding margin	+10.1	-	* 3/4/17	UT RIO GRANDE VALLEY	w 107-81	5233
ASSISTS	230	152				
Assists per game	16.4	10.9				
TURNOVERS	172	167				
Turnovers per game	12.3	11.9				
Turnover margin	-0.4	-				
Assist/turnover ratio	1.3	0.9				
STEALS	60	72				
Steals per game	4.3	5.1				
BLOCKS	39	23				
Blocks per game	2.8	1.6				
ATTENDANCE	38561	23383				
Home games-Avg/Game	7-5509	7-3340				
Neutral site-Avg/Game	-	0-0				

* = Conference game

^ = University of San Diego Classic

Score by Periods	1st	2nd	Totals
New Mexico State	543	577	1120
Opponents	467	507	974



2017-18 TEAM GAME-BY-GAME

Opponent	Date	Score		Total		3-Pointers		Free throws		Rebounds				pf	a	t/o	blk	stl	pts	avg
				fg-fga	pct	3fg-fga	pct	ft-fta	pct	off	def	tot	avg							
EAST CENTRAL UNIVERS	11/10/17	81-55	W	33-76	.434	6-27	.222	9-14	.643	21	38	59	59.0	18	16	11	1	5	81	81.0
at Saint Mary's (CA)	11/13/17	74-92	L	28-56	.500	8-21	.381	10-13	.769	6	22	28	43.5	20	12	8	2	0	74	77.5
New Mexico State		155		61-132	.462	14-48	.292	19-27	.704	27	60	87	43.5	38	28	19	3	5	155	77.5
Opponents		147		52-115	.452	16-43	.372	27-42	.643	13	51	64	32.0	31	26	17	2	5	147	73.5

Games played: 2
 Points/game: 77.5
 FG Pct: 46.2
 3FG Pct: 29.2
 FT Pct: 70.4

Rebounds/game: 43.5
 Assists/game: 14.0
 Turnovers/game: 9.5
 Assist/turnover ratio: 1.5
 Steals/game: 2.5
 Blocks/game: 1.5





2017-18 POINTS-REBOUNDS-ASSISTS

Opponent	Date	Score		01	03	05	10	11	12	13
				BUCHANAN,S	HADLEY,GAB	MILES,KORT	JONES,JEME	WILKINS,JO	HARRIS,AJ	N'DIR,SIDY
EAST CENTRAL UNIVERSI	11/10/17	81-55	w	2-2-0	5-2-0	2-0-0	19-19-3	6-6-3	12-2-6	4-4-0
at Saint Mary's (CA)	11/13/17	74-92	L	0-1-0	0-0-2	0-0-0	11-10-2	7-1-1	13-1-4	6-4-2

Opponent	Date	Score		15	22	23	24	35
				GARZA,JOE	CHUHA,ELI	LOFTON,ZAC	GORDON,LES	MCCANTS,JO
EAST CENTRAL UNIVERSI	11/10/17	81-55	w	0-1-0	4-4-1	25-6-2	0-1-0	2-8-1
at Saint Mary's (CA)	11/13/17	74-92	L	0-0-1	13-6-0	18-2-0	2-0-0	4-1-0



2017-18 HIGH/LOW ANALYSIS

New Mexico State - TEAM GAME HIGHS

POINTS	81	EAST CENTRAL UNIVERSITY (11/10/17)
	74	at Saint Mary's (CA) (11/13/17)
FIELD GOALS MADE	33	EAST CENTRAL UNIVERSITY (11/10/17)
	28	at Saint Mary's (CA) (11/13/17)
FIELD GOAL ATTEMPTS	76	EAST CENTRAL UNIVERSITY (11/10/17)
	56	at Saint Mary's (CA) (11/13/17)
FIELD GOAL PERCENTAGE	.500 (28-56)	at Saint Mary's (CA) (11/13/17)
	.434 (33-76)	EAST CENTRAL UNIVERSITY (11/10/17)
3 PT FIELD GOALS MADE	8	at Saint Mary's (CA) (11/13/17)
	6	EAST CENTRAL UNIVERSITY (11/10/17)
3 PT FG ATTEMPTS	27	EAST CENTRAL UNIVERSITY (11/10/17)
	21	at Saint Mary's (CA) (11/13/17)
3 PT FG PERCENTAGE	.381 (8-21)	at Saint Mary's (CA) (11/13/17)
	.222 (6-27)	EAST CENTRAL UNIVERSITY (11/10/17)
FREE THROWS MADE	10	at Saint Mary's (CA) (11/13/17)
	9	EAST CENTRAL UNIVERSITY (11/10/17)
FREE THROW ATTEMPTS	14	EAST CENTRAL UNIVERSITY (11/10/17)
	13	at Saint Mary's (CA) (11/13/17)
FREE THROW PERCENTAGE	.769 (10-13)	at Saint Mary's (CA) (11/13/17)
	.643 (9-14)	EAST CENTRAL UNIVERSITY (11/10/17)
REBOUNDS	59	EAST CENTRAL UNIVERSITY (11/10/17)
	28	at Saint Mary's (CA) (11/13/17)
ASSISTS	16	EAST CENTRAL UNIVERSITY (11/10/17)
	12	at Saint Mary's (CA) (11/13/17)
STEALS	5	EAST CENTRAL UNIVERSITY (11/10/17)
	2	at Saint Mary's (CA) (11/13/17)
BLOCKED SHOTS	1	EAST CENTRAL UNIVERSITY (11/10/17)
	1	EAST CENTRAL UNIVERSITY (11/10/17)
TURNOVERS	11	EAST CENTRAL UNIVERSITY (11/10/17)
	8	at Saint Mary's (CA) (11/13/17)
FOULS	20	at Saint Mary's (CA) (11/13/17)
	18	EAST CENTRAL UNIVERSITY (11/10/17)

New Mexico State - GAME LOWS

POINTS	74	at Saint Mary's (CA) (11/13/17)
	81	EAST CENTRAL UNIVERSITY (11/10/17)
FIELD GOALS MADE	28	at Saint Mary's (CA) (11/13/17)
	33	EAST CENTRAL UNIVERSITY (11/10/17)
FIELD GOAL ATTEMPTS	56	at Saint Mary's (CA) (11/13/17)
	76	EAST CENTRAL UNIVERSITY (11/10/17)
FIELD GOAL PERCENTAGE	.434 (33-76)	EAST CENTRAL UNIVERSITY (11/10/17)
	.500 (28-56)	at Saint Mary's (CA) (11/13/17)
3 PT FIELD GOALS MADE	6	EAST CENTRAL UNIVERSITY (11/10/17)
	8	at Saint Mary's (CA) (11/13/17)
3 PT FG ATTEMPTS	21	at Saint Mary's (CA) (11/13/17)
	27	EAST CENTRAL UNIVERSITY (11/10/17)
3 PT FG PERCENTAGE	.222 (6-27)	EAST CENTRAL UNIVERSITY (11/10/17)
	.381 (8-21)	at Saint Mary's (CA) (11/13/17)
FREE THROWS MADE	9	EAST CENTRAL UNIVERSITY (11/10/17)
	10	at Saint Mary's (CA) (11/13/17)
FREE THROW ATTEMPTS	13	at Saint Mary's (CA) (11/13/17)
	14	EAST CENTRAL UNIVERSITY (11/10/17)
FREE THROW PERCENTAGE	.643 (9-14)	EAST CENTRAL UNIVERSITY (11/10/17)
	.769 (10-13)	at Saint Mary's (CA) (11/13/17)
REBOUNDS	28	at Saint Mary's (CA) (11/13/17)
	59	EAST CENTRAL UNIVERSITY (11/10/17)
ASSISTS	12	at Saint Mary's (CA) (11/13/17)
	16	EAST CENTRAL UNIVERSITY (11/10/17)
STEALS	0	at Saint Mary's (CA) (11/13/17)
	5	EAST CENTRAL UNIVERSITY (11/10/17)
BLOCKED SHOTS	1	EAST CENTRAL UNIVERSITY (11/10/17)
	2	at Saint Mary's (CA) (11/13/17)
TURNOVERS	8	at Saint Mary's (CA) (11/13/17)
	11	EAST CENTRAL UNIVERSITY (11/10/17)
FOULS	18	EAST CENTRAL UNIVERSITY (11/10/17)
	20	at Saint Mary's (CA) (11/13/17)

Opponent - GAME HIGHS

POINTS	92	at Saint Mary's (CA) (11/13/17)
	55	EAST CENTRAL UNIVERSITY (11/10/17)
FIELD GOALS MADE	33	at Saint Mary's (CA) (11/13/17)
	19	EAST CENTRAL UNIVERSITY (11/10/17)
FIELD GOAL ATTEMPTS	60	at Saint Mary's (CA) (11/13/17)
	55	EAST CENTRAL UNIVERSITY (11/10/17)
FIELD GOAL PERCENTAGE	.550 (33-60)	at Saint Mary's (CA) (11/13/17)
	.345 (19-55)	EAST CENTRAL UNIVERSITY (11/10/17)
3 PT FIELD GOALS MADE	9	EAST CENTRAL UNIVERSITY (11/10/17)
	7	at Saint Mary's (CA) (11/13/17)
3 PT FG ATTEMPTS	29	EAST CENTRAL UNIVERSITY (11/10/17)
	14	at Saint Mary's (CA) (11/13/17)
3 PT FG PERCENTAGE	.500 (7-14)	at Saint Mary's (CA) (11/13/17)
	.310 (9-29)	EAST CENTRAL UNIVERSITY (11/10/17)
FREE THROWS MADE	19	at Saint Mary's (CA) (11/13/17)
	8	EAST CENTRAL UNIVERSITY (11/10/17)
FREE THROW ATTEMPTS	26	at Saint Mary's (CA) (11/13/17)
	16	EAST CENTRAL UNIVERSITY (11/10/17)
FREE THROW PERCENTAGE	.731 (19-26)	at Saint Mary's (CA) (11/13/17)
	.500 (8-16)	EAST CENTRAL UNIVERSITY (11/10/17)
REBOUNDS	34	at Saint Mary's (CA) (11/13/17)
	30	EAST CENTRAL UNIVERSITY (11/10/17)
ASSISTS	15	at Saint Mary's (CA) (11/13/17)
	11	EAST CENTRAL UNIVERSITY (11/10/17)
STEALS	3	EAST CENTRAL UNIVERSITY (11/10/17)
	2	at Saint Mary's (CA) (11/13/17)
BLOCKED SHOTS	1	at Saint Mary's (CA) (11/13/17)
	1	EAST CENTRAL UNIVERSITY (11/10/17)
TURNOVERS	13	EAST CENTRAL UNIVERSITY (11/10/17)
	4	at Saint Mary's (CA) (11/13/17)
FOULS	17	EAST CENTRAL UNIVERSITY (11/10/17)
	14	at Saint Mary's (CA) (11/13/17)

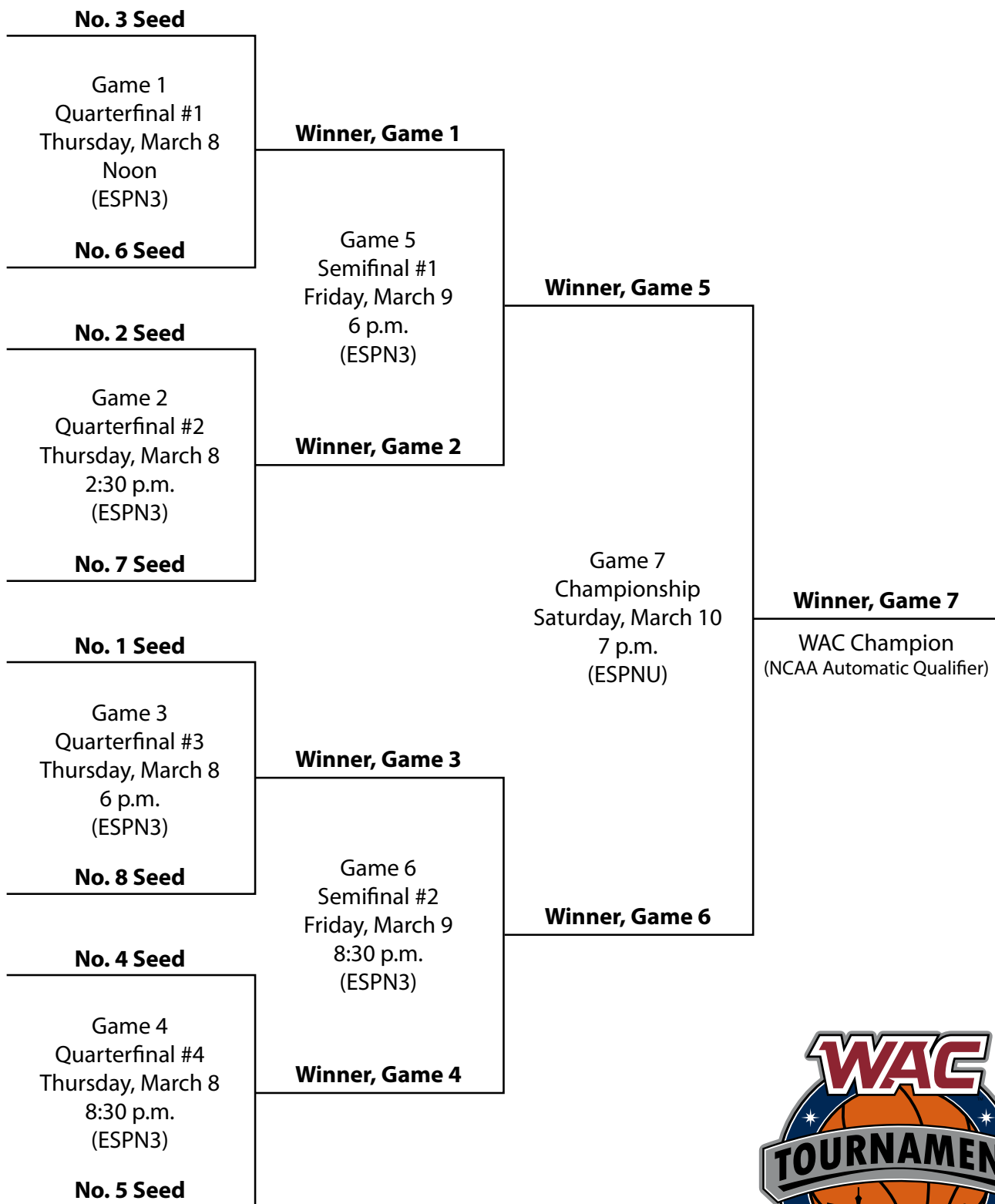
Opponent - GAME LOWS

POINTS	55	EAST CENTRAL UNIVERSITY (11/10/17)
	92	at Saint Mary's (CA) (11/13/17)
FIELD GOALS MADE	19	EAST CENTRAL UNIVERSITY (11/10/17)
	33	at Saint Mary's (CA) (11/13/17)
FIELD GOAL ATTEMPTS	55	EAST CENTRAL UNIVERSITY (11/10/17)
	60	at Saint Mary's (CA) (11/13/17)
FIELD GOAL PERCENTAGE	.345 (19-55)	EAST CENTRAL UNIVERSITY (11/10/17)
	.550 (33-60)	at Saint Mary's (CA) (11/13/17)
3 PT FIELD GOALS MADE	7	at Saint Mary's (CA) (11/13/17)
	9	EAST CENTRAL UNIVERSITY (11/10/17)
3 PT FG ATTEMPTS	14	at Saint Mary's (CA) (11/13/17)
	29	EAST CENTRAL UNIVERSITY (11/10/17)
3 PT FG PERCENTAGE	.310 (9-29)	EAST CENTRAL UNIVERSITY (11/10/17)
	.500 (7-14)	at Saint Mary's (CA) (11/13/17)
FREE THROWS MADE	8	EAST CENTRAL UNIVERSITY (11/10/17)
	19	at Saint Mary's (CA) (11/13/17)
FREE THROW ATTEMPTS	16	EAST CENTRAL UNIVERSITY (11/10/17)
	26	at Saint Mary's (CA) (11/13/17)
FREE THROW PERCENTAGE	.500 (8-16)	EAST CENTRAL UNIVERSITY (11/10/17)
	.731 (19-26)	at Saint Mary's (CA) (11/13/17)
REBOUNDS	30	EAST CENTRAL UNIVERSITY (11/10/17)
	34	at Saint Mary's (CA) (11/13/17)
ASSISTS	11	EAST CENTRAL UNIVERSITY (11/10/17)
	15	at Saint Mary's (CA) (11/13/17)
STEALS	2	at Saint Mary's (CA) (11/13/17)
	3	EAST CENTRAL UNIVERSITY (11/10/17)
BLOCKED SHOTS	1	EAST CENTRAL UNIVERSITY (11/10/17)
	1	at Saint Mary's (CA) (11/13/17)
TURNOVERS	4	at Saint Mary's (CA) (11/13/17)
	13	EAST CENTRAL UNIVERSITY (11/10/17)
FOULS	14	at Saint Mary's (CA) (11/13/17)
	17	EAST CENTRAL UNIVERSITY (11/10/17)



2018 WAC Men's Basketball Tournament

March 8-10 • Orleans Arena • Las Vegas



All Times Local/Subject to Change



0 JONES KEYON

JUNIOR
GUARD • 6-1 • 207
DORCHESTER, MASS | ODESSA COLLEGE

Stat	2017-18 Season High	Career High
Points	--	44, vs. Holyoke, 2/9/16
Rebounds	--	8, vs. Odessa Wizards, 11/1/16
Assists	--	12, at Philadelphia, 12/18/16
Blocks	--	1, 6x, Last vs. Gillette, 3/22/17
Steals	--	5, 2x, at Wayland Baptist, 11/17/16
FGs Made	--	17, vs. Holyoke, 2/9/16
FGs Attempted	--	25, vs. Holyoke, 2/9/16
3FGs Made	--	6, vs. Dean, 2/2/16
3FGs Attempted	--	11, at Monroe College (JV), 12/20/15
FTs Made	--	10, vs. Dean, 2/2/16
FTs Attempted	--	11, vs. Dean, 2/2/16

2017-18 SEASON HIGHLIGHTS

▪

2017-18 GAME-BY-GAME STATISTICS

K. JONES' CAREER STATISTICS


Season	gp-gs	min/avg	Total		3-Point		F-Throws		Rebounds				Scoring							
			fg-fga	pct	fg-fga	pct	ft-fta	pct	off	def	tot	avg	pf	fo	ast	to	blk	stl	pts	avg
2015-16	16-13	335/20.9	132-267	.494	50-104	.481	70-83	.843	6	50	56	3.5	46	3	101	41	3	41	384	24.0
2016-17	28-*	321/11.5	82-143	.573	36-79	.456	16-20	.800	8	49	57	2.0	35	0	28	18	3	31	216	7.7
2017-18	--	--	--	--	--	--	--	--	--	--	--	--	--	--	--	--	--	--	--	--
TOTAL	44-13*	14.9	214-410	.520	86-183	.470	86-103	.835	14	99	113	2.6	81	3	129	59	6	72	600	13.6





Stat	2017-18 Season High	Career High
Points	2, vs. East Central University, 11/10/17	26, 2x, Last vs. Mississippi Gulf Coast, 3/8/17
Rebounds	2, vs. East Central University, 11/10/17	8, at Tallahassee, 12/30/16
Assists	--	10, 3x, Last at Northwest Mississippi, 1/12/17
Blocks	--	1, 6x, Last vs. Jones County, 3/10/17
Steals	--	4, vs. Holmes, 2/13/17
FGs Made	1, vs. East Central University, 11/10/17	10, 2x, Last vs. Mississippi Gulf Coast, 3/9/17
FGs Attempted	5, vs. East Central University, 11/10/17	16, at Mississippi Delta, 2/20/17
3FGs Made	0, vs. East Central University, 11/10/17	2, 4x, Last vs. Southwest Mississippi, 3/1/17
3FGs Attempted	2, vs. East Central University, 11/10/17	5, vs. Pensacola State, 12/29/16
FTs Made	--	11, vs. East Central (MS), 3/8/17
FTs Attempted	--	13, at East Mississippi, 2/9/17

BUCHANAN 1
SHUNN



SOPHOMORE
GUARD • 6-0 • 170
DURANT, MISS. | NE MISSISSIPPI

2017-18 SEASON HIGHLIGHTS

- Scored first points as an Aggie and at the Division I level in season-opener.

2017-18 GAME-BY-GAME STATISTICS

Opponent	Date	gs	min	Total		3-Pointers		Free throws		Rebounds				pf	a	t/o	blk	stl	pts	avg
				fg-fga	pct	3fg-fga	pct	ft-fta	pct	off	def	tot	avg							
EAST CENTRAL UNIVERS	11/10/17		14	1-5	.200	0-2	.000	0-0	.000	0	2	2	2.0	1	0	1	0	0	2	2.0
at Saint Mary's (CA)	11/13/17		7	0-0	.000	0-0	.000	0-0	.000	0	1	1	1.5	1	0	1	0	0	0	1.0
Totals		0	21	1-5	.200	0-2	.000	0-0	.000	0	3	3	1.5	2	0	2	0	0	2	1.0

Games played: 2
Minutes/game: 10.5
Points/game: 1.0
FG Pct: 20.0
3FG Pct: 0.0

Rebounds/game: 1.5
Turnovers/game: 1.0

BUCHANAN'S CAREER STATISTICS

Season	gp-gs	min/avg	Total		3-Point		F-Throws		Rebounds				Scoring							
			fg-fga	pct	fg-fga	pct	ft-fta	pct	off	def	tot	avg	pf	fo	ast	to	blk	stl	pts	avg
2016-17	29-19	761/26.2	122-257	.475	17-46	.370	108-162	.667	17	74	91	3.1	61	0	153	91	6	32	369	12.7
2017-18	2-0	21/10.5	1-5	.200	0-2	.000	0-0	.000	0	3	3	1.5	2	0	0	2	0	0	2	1.5
TOTAL	31-19	782/25.2	123-262	.469	17-48	.354	108-162	.667	17	77	94	3.0	63	0	153	93	6	32	371	11.9



2 STEWART WAYNE

JUNIOR
GUARD • 6-6 • 185
PHILADELPHIA, PA. | LAMAR CC

Stat	2017-18 Season High	Career High
Points	--	31, vs. Trinidad State, 1/30/17
Rebounds	--	16, vs. Trinidad State, 2/9/16
Assists	--	3, 3x, vs. Trinidad State, 3/4/17
Blocks	--	4, at Northeastern, 1/17/17
Steals	--	3, NE Kansas Technical College JV, 1/17/17
FGs Made	--	11, vs. Clarendon, 11/15/16
FGs Attempted	--	22, vs. Trinidad State, 1/30/17
3FGs Made	--	7, vs. Western Nebraska, 1/9/16
3FGs Attempted	--	14, vs. Western Nebraska, 1/9/16
FTs Made	--	15, vs. Western Nebraska, 2/17/17
FTs Attempted	--	17, vs. Western Nebraska, 2/17/17

2017-18 SEASON HIGHLIGHTS

<ul style="list-style-type: none">
--

2017-18 GAME-BY-GAME STATISTICS

STEWART'S CAREER STATISTICS


Season	gp-gs	min/avg	Total		3-Point		F-Throws		Rebounds				Scoring							
			fg-fga	pct	fg-fga	pct	ft-fga	pct	off	def	tot	avg	pf	fo	ast	to	blk	stl	pts	avg
2015-16	18-29	624/21.5	128-272	.470	51-126	.405	33-49	.673	43	92	135	4.7	52	0	15	33	21	17	340	11.7
2016-17	32-32	934/29.2	205-437	.469	62-170	.365	112-133	.842	49	170	219	6.8	65	1	42	48	38	24	584	18.3
2017-18	--	--	--	--	--	--	--	--	--	--	--	--	--	--	--	--	--	--	--	--
TOTAL	50-61	1,558/25.5	333-709	.470	113-296	.382	145-182	.797	92	262	354	5.8	117	1	57	81	59	41	924	15.1





Stat	2017-18 Season High	Career High
Points	5, vs. East Central University, 11/10/17	Same
Rebounds	2, vs. East Central University, 11/10/17	Same
Assists	--	--
Blocks	--	--
Steals	--	--
FGs Made	2, vs. East Central University, 11/10/17	Same
FGs Attempted	8, vs. East Central University, 11/10/17	Same
3FGs Made	1, vs. East Central University, 11/10/17	Same
3FGs Attempted	7, vs. East Central University, 11/10/17	Same
FTs Made	--	--
FTs Attempted	--	--

HADLEY 3 GABE



FRESHMAN
GUARD • 6-3 • 195

MELBOURNE, AUSTRALIA | TEMPLESTOWE COLLEGE

2017-18 SEASON HIGHLIGHTS

- Scored in his collegiate debut with 5 points and 2 rebounds.

2017-18 GAME-BY-GAME STATISTICS

Opponent	Date	gs	min	Total		3-Pointers		Free throws		Rebounds				pf	a	t/o	blk	stl	pts	avg
				fg-fga	pct	3fg-fga	pct	ft-fta	pct	off	def	tot	avg							
EAST CENTRAL UNIVERS	11/10/17		17	2-8	.250	1-7	.143	0-0	.000	0	2	2	2.0	0	0	0	0	0	5	5.0
at Saint Mary's (CA)	11/13/17		12	0-1	.000	0-1	.000	0-0	.000	0	0	0	1.0	0	2	0	0	0	0	2.5
Totals		0	29	2-9	.222	1-8	.125	0-0	.000	0	2	2	1.0	0	2	0	0	0	5	2.5

Games played: 2
Minutes/game: 14.5
Points/game: 2.5
FG Pct: 22.2
3FG Pct: 12.5

Rebounds/game: 1.0
Assists/game: 1.0
Assist/turnover ratio: 99.9

HADLEY'S CAREER STATISTICS

Season	gp-gs	min/avg	Total		3-Point		F-Throws		Rebounds				Scoring							
			fg-fga	pct	fg-fga	pct	ft-fta	pct	off	def	tot	avg	pf	fo	ast	to	blk	stl	pts	avg
2017-18	2-0	29/14.5	2-9	.222	1-8	.125	0-0	.000	0	2	2	1.0	0	0	2	0	0	0	5	2.5
TOTAL	2-0	29/14.5	2-9	.222	1-8	.125	0-0	.000	0	2	2	1.0	0	0	2	0	0	0	5	2.5



5 MILES KORTRIJK

FRESHMAN
GUARD • 6-4 • 180
DALLAS, TEXAS | LINCOLN HS

Stat	2017-18 Season High	Career High
Points	2, vs. East Central University, 11/10/17	Same
Rebounds	--	--
Assists	--	--
Blocks	--	--
Steals	--	--
FGs Made	--	--
FGs Attempted	--	--
3FGs Made	--	--
3FGs Attempted	--	--
FTs Made	2, vs. East Central University, 11/10/17	Same
FTs Attempted	2, vs. East Central University, 11/10/17	Same

2017-18 SEASON HIGHLIGHTS

- Knocked down a pair of free-throws in his collegiate debut for two points.

2017-18 GAME-BY-GAME STATISTICS

Opponent	Date	gs	min	Total		3-Pointers		Free throws		Rebounds				pf	a	t/o	blk	stl	pts	avg
				fg-fga	pct	3fg-fga	pct	ft-fta	pct	off	def	tot	avg							
EAST CENTRAL UNIVERS	11/10/17	5	0-0	0-0	.000	0-0	.000	2-2	1.000	0	0	0	0.0	1	0	1	0	0	2	2.0
at Saint Mary's (CA)	11/13/17	2	0-0	0-0	.000	0-0	.000	0-0	.000	0	0	0	0.0	0	0	0	0	0	0	1.0
Totals		0	7	0-0	.000	0-0	.000	2-2	1.000	0	0	0	0.0	1	0	1	0	0	2	1.0

Games played: 2
 Minutes/game: 3.5
 Points/game: 1.0
 FT Pct: 100.0

Turnovers/game: 0.5

MILES' CAREER STATISTICS

Season	gp-gs	min/avg	Total		3-Point		F-Throws		Rebounds				Scoring							
			fg-fga	pct	fg-fga	pct	ft-fta	pct	off	def	tot	avg	pf	fo	ast	to	blk	stl	pts	avg
2017-18	2-0	7/3.5	0-0	.000	0-0	.000	2-2	1.000	0	0	0	0.0	1	0	0	1	0	0	2	1.0
TOTAL	2-0	7/3.5	0-0	.000	0-0	.000	2-2	1.000	0	0	0	0.0	1	0	0	1	0	0	2	1.0






Stat	2017-18 Season High	Career High
Points	19, vs. East Central University, 11/10/17	29, vs. South Plains, 3/20/15
Rebounds	19, vs. East Central University, 11/10/17	20, vs. Temple, 2/21/15
Assists	3, vs. East Central University, 11/10/17	15, vs. Dallas Diesel, 1/3/15
Blocks	1, at #21/22 Saint Mary's, 11/13/17	6, Dallas Diesel, 1/3/15
Steals	--	7, New Mexico, 1/5/15
FGs Made	9, vs. East Central University, 11/10/17	12, 3x, Last vs. South Plains, 3/20/15
FGs Attempted	19, vs. East Central University, 11/10/17	25, vs. South Plains, 3/20/15
3FGs Made	0, 2x, Last at #21/22 Saint Mary's, 11/13/17	2, 8x, Last at Colorado State, 11/13/16
3FGs Attempted	2, 2x, Last at #21/22 Saint Mary's, 11/13/17	6, 2x, Last at Cowley County, 11/28/15
FTs Made	1, 2x, Last at #21/22 Saint Mary's, 11/13/17	7, vs. Richland, 10/31/14
FTs Attempted	2, 2x at #21/22 Saint Mary's, 11/13/17	10, vs. New Mexico, 12/10/16

JONES 10

JEMERRIO



SENIOR
FORWARD • 6-5 • 200
MEMPHIS, TENN. | HILL JUNIOR COLLEGE

2017-18 SEASON HIGHLIGHTS

- Picked up his first double-double of the season with 19 points and 19 rebounds in opener.
- Tallied his second double-double at #21/22 Saint Mary's with 11 points and 10 rebounds.

2017-18 GAME-BY-GAME STATISTICS

Opponent	Date	qs	min	Total		3-Pointers		Free throws		Rebounds				pf	a	t/o	blk	stl	pts	avg	
				fg-fga	pct	3fg-fga	pct	ft-fta	pct	off	def	tot	avg								
EAST CENTRAL UNIVERS	11/10/17	*	24	9-19	.474	0-2	.000	1-2	.500	10	9	19	19.0	2	3	1	0	0	19	19.0	
at Saint Mary's (CA)	11/13/17	*	32	5-9	.556	0-2	.000	1-2	.500	5	5	10	14.5	4	2	3	1	0	11	15.0	
Totals			2	56	14-28	.500	0-4	.000	2-4	.500	15	14	29	14.5	6	5	4	1	0	30	15.0

Games played: 2
Minutes/game: 28.0
Points/game: 15.0
FG Pct: 50.0
3FG Pct: 0.0
FT Pct: 50.0

Rebounds/game: 14.5
Assists/game: 2.5
Turnovers/game: 2.0
Assist/turnover ratio: 1.3
Blocks/game: 0.5

J. JONES' CAREER STATISTICS

Season	gp-gs	min/avg	Total		3-Point		F-Throws		Rebounds				Scoring							
			fg-fga	pct	fg-fga	pct	ft-fta	pct	off	def	tot	avg	pf	fo	ast	to	blk	stl	pts	avg
2016-17	34-0	833/24.5	132-263	.502	5-22	.227	61-100	.610	98	189	287	8.4	92	3	103	70	25	37	330	9.7
2017-18	2-2	56/28.0	14-28	.500	0-4	.000	2-4	.500	15	14	29	14.5	6	0	5	4	1	0	30	15.0
TOTAL	36-2	889/24.7	146-291	.502	5-26	.192	63-104	.606	113	203	316	8.8	98	3	108	74	26	37	360	10.0



11 WILKINS JOHNATHON

REDSHIRT SENIOR
FORWARD • 6-10 • 235
LILLE, FRANCE | LA LUMIERE HS

Stat	2017-18 Season High	Career High
Points	7, at #21/22 Saint Mary's, 11/13/17	15, vs. UMKC, 1/21/17
Rebounds	6, vs. East Central University, 11/10/17	10, vs. Chicago State, 2/4/17
Assists	3, vs. East Central University, 11/10/17	4, 2x, Last at Seattle U, 1/26/17
Blocks	1, vs. East Central University, 11/10/17	3, vs. UMKC, 3/10/17
Steals	--	2, vs. Seattle U, 2/12/15
FGs Made	3, 2x, Last at #21/22 Saint Mary's, 11/13/17	6, 3x, Last vs. UMKC, 1/21/17
FGs Attempted	7, vs. East Central University, 11/10/17	11, 2x, Last at Grand Canyon, 2/11/17
3FGs Made	1, at #21/22 Saint Mary's, 11/13/17	2, 2x, Last at Grand Canyon, 2/11/17
3FGs Attempted	1, 2x, Last at #21/22 Saint Mary's, 11/13/17	6, at Grand Canyon, 2/11/17
FTs Made	--	7, at Oral Roberts, 12/13/14
FTs Attempted	--	8, 4x, Last at UTEP, 12/13/16

2017-18 SEASON HIGHLIGHTS

- Opened the season with 6 points and 6 rebounds with three assists.

2017-18 GAME-BY-GAME STATISTICS

Opponent	Date	gs	min	Total		3-Pointers		Free throws		Rebounds				pf	a	t/o	blk	stl	pts	avg
				fg-fga	pct	3fg-fga	pct	ft-fta	pct	off	def	tot	avg							
EAST CENTRAL UNIVERS	11/10/17		19	3-7	.429	0-1	.000	0-0	.000	2	4	6	6.0	1	3	0	1	0	6	6.0
at Saint Mary's (CA)	11/13/17	*	14	3-5	.600	1-1	1.000	0-0	.000	0	1	1	3.5	4	1	1	0	0	7	6.5
Totals		1	33	6-12	.500	1-2	.500	0-0	.000	2	5	7	3.5	5	4	1	1	0	13	6.5

Games played: 2
Minutes/game: 16.5
Points/game: 6.5
FG Pct: 50.0
3FG Pct: 50.0

Rebounds/game: 3.5
Assists/game: 2.0
Turnovers/game: 0.5
Assist/turnover ratio: 4.0
Blocks/game: 0.5

WILKIN'S CAREER STATISTICS

Season	gp-gs	min/avg	Total		3-Point		F-Throws		Rebounds				Scoring							
			fg-fga	pct	fg-fga	pct	ft-fta	pct	off	def	tot	avg	pf	fo	ast	to	blk	stl	pts	avg
2014-15	34-10	589/17.3	40-84	.476	0-1	.000	23-43	.535	44	40	84	2.5	61	1	22	33	11	9	103	3.0
2015-16	30-28	699/23.3	80-149	.537	2-4	.500	27-44	.614	47	63	110	3.7	67	1	36	41	15	6	189	6.3
2016-17	34-30	611/18.0	76-138	.551	11-31	.355	23-38	.605	46	55	101	3.0	100	4	33	47	29	9	186	5.5
2017-18	2-1	33/16.5	6-12	.500	1-2	.500	0-0	.000	2	5	7	3.5	5	0	4	1	1	0	13	6.5
TOTAL	100-69	1932/19.3	202-383	.527	14-38	.368	73-125	.584	139	163	302	3.0	233	6	95	122	56	24	491	4.9






Stat	2017-18 Season High	Career High
Points	13, at #21/22 Saint Mary's, 11/13/17	13, at #21/22 Saint Mary's, 11/13/17
Rebounds	2, vs. East Central University, 11/10/17	5, vs. Illinois, 1/3/16
Assists	6, vs. East Central University, 11/10/17	7, at Rutgers, 2/13/16
Blocks	--	1, vs. South Carolina State, 12/27/15
Steals	2, vs. East Central University, 11/10/17	2, 3x, Last vs. East Central University, 11/10/17
FGs Made	5, 2x, Last at #21/22 Saint Mary's, 11/13/17	5, vs. East Central University, 11/10/17
FGs Attempted	9, vs. East Central University, 11/10/17	9, vs. East Central University, 11/10/17
3FGs Made	3, at #21/22 Saint Mary's, 11/13/17	3, at #21/22 Saint Mary's, 11/13/17
3FGs Attempted	6, at #21/22 Saint Mary's, 11/13/17	6, at #21/22 Saint Mary's, 11/13/17
FTs Made	--	4, at Purdue, 1/21/16
FTs Attempted	--	5, at Purdue, 1/21/16

HARRIS 12

AJ



REDSHIRT SOPHOMORE
GUARD -5-9 - 170
DAYTON, OHIO | OHIO STATE

2017-18 SEASON HIGHLIGHTS

- Scored 12 points with 6 assists on 5-of-9 shooting in Aggie debut.
- Recorded a new season-high 13 points on 5-of-8 shooting (3-of-6 3FG) with 4 assists.

2017-18 GAME-BY-GAME STATISTICS

Opponent	Date	gs	min	Total		3-Pointers		Free throws		Rebounds				pf	a	t/o	blk	stl	pts	avg	
				fg-fga	pct	3fg-fga	pct	ft-fta	pct	off	def	tot	avg								
EAST CENTRAL UNIVERS	11/10/17	*	22	5-9	.556	2-4	.500	0-0	.000	1	1	2	2.0	2	6	2	0	2	12	12.0	
at Saint Mary's (CA)	11/13/17	*	32	5-8	.625	3-6	.500	0-0	.000	0	1	1	1.5	2	4	0	0	0	13	12.5	
Totals			2	54	10-17	.588	5-10	.500	0-0	.000	1	2	3	1.5	4	10	2	0	2	25	12.5

Games played: 2
Minutes/game: 27.0
Points/game: 12.5
FG Pct: 58.8
3FG Pct: 50.0

Rebounds/game: 1.5
Assists/game: 5.0
Turnovers/game: 1.0
Assist/turnover ratio: 5.0
Steals/game: 1.0

HARRIS' CAREER STATISTICS

Season	gp-gs	min/avg	Total		3-Point		F-Throws		Rebounds				Scoring							
			fg-fga	pct	fg-fga	pct	ft-fta	pct	off	def	tot	avg	pf	fo	ast	to	blk	stl	pts	avg
2015-16	35-4	478/13.7	32-99	.323	16-49	.327	19-28	.679	2	33	35	1.0	40	0	59	36	1	12	99	2.8
2017-18	2-2	54/27.0	10-17	.588	5-10	.500	0-0	.000	1	2	3	2.0	4	0	10	2	0	2	25	12.0
TOTAL	37-6	532/14.4	42-116	.362	21/59	.356	19-28	.679	3	35	38	1.0	44	0	69	38	1	14	124	3.4



13 N'DIR SIDY

**REDSHIRT JUNIOR
GUARD • 6-2 • 185**
COSNE, BURGUNDY, FRANCE | WEST OAKS ACADEMY

Stat	2017-18 Season High	Career High
Points	6, at #21/22 Saint Mary's, 11/13/17	26, vs. Bethune-Cookman, 11/20/16
Rebounds	4, 2x, Last at #21/22 Saint Mary's, 11/13/17	7, vs. Utah Valley, 2/6/16
Assists	2, at #21/22 Saint Mary's, 11/13/17	4, 3x, Last at #21/22 Saint Mary's, 11/13/17
Blocks	--	2, 2x, Last at Colorado State, 11/13/16
Steals	--	1, 7x, Last vs. Nicholls State, 11/22/16
FGs Made	3, at #21/22 Saint Mary's, 11/13/17	9, vs. Bethune-Cookman, 11/20/16
FGs Attempted	7, at #21/22 Saint Mary's, 11/13/17	13, vs. Bethune-Cookman, 11/20/16
3FGs Made	0, 2x, Last at #21/22 Saint Mary's, 11/13/17	3, vs. Air Force, 11/30/16
3FGs Attempted	2, 2x, Last at #21/22 Saint Mary's, 11/13/17	6, at Colorado State, 11/13/16
FTs Made	--	8, vs. Long Beach State, 12/3/16
FTs Attempted	--	10, vs. Long Beach State, 12/3/16

2017-18 SEASON HIGHLIGHTS

Recorded 4 points after missing 25 games last year due to a season-ending injury.

2017-18 GAME-BY-GAME STATISTICS

Opponent	Date	gs	min	Total		3-Pointers		Free throws		Rebounds				pf	a	t/o	blk	stl	pts	avg	
				fg-fga	pct	3fg-fga	pct	ft-fta	pct	off	def	tot	avg								
EAST CENTRAL UNIVERS	11/10/17	*	23	2-4	.500	0-2	.000	0-0	.000	0	4	4	4.0	2	0	2	0	0	4	4.0	
at Saint Mary's (CA)	11/13/17	*	30	3-7	.429	0-2	.000	0-0	.000	0	4	4	4.0	3	2	1	0	0	6	5.0	
Totals			2	53	5-11	.455	0-4	.000	0-0	.000	0	8	8	4.0	5	2	3	0	0	10	5.0

Games played: 2
Minutes/game: 26.5
Points/game: 5.0
FG Pct: 45.5
3FG Pct: 0.0

Rebounds/game: 4.0
Assists/game: 1.0
Turnovers/game: 1.5
Assist/turnover ratio: 0.7

N'DIR'S CAREER STATISTICS


Season	gp-gs	min/avg	Total		3-Point		F-Throws		Rebounds				Scoring							
			fg-fga	pct	fg-fga	pct	ft-fta	pct	off	def	tot	avg	pf	fo	ast	to	blk	stl	pts	avg
2015-16	28-0	307/11.0	34-83	.410	13-43	.302	27-36	.750	6	36	42	1.5	31	0	21	20	4	3	108	3.9
2016-17	9-9	257/28.6	38-77	.494	13-36	.361	34-45	.756	4	20	24	2.7	20	1	19	20	6	4	123	13.7
2017-18	2-2	53/26.5	5-11	.455	0-4	.000	0-0	.000	0	8	8	4.0	5	0	2	3	0	0	10	5.0
TOTAL	39-11	617/15.8	77-171	.450	26-83	.313	61-81	.753	10	64	74	1.9	56	1	42	43	10	7	241	6.2





Stat	2017-18 Season High	Career High
Points	--	11, vs. Air Force, 11/30/16
Rebounds	1, vs. East Central University, 11/10/17	3, 2x, Last vs. Seattle U, 2/25/17
Assists	1, at #21/22 Saint Mary's, 11/13/17	3 vs. Arizona Christian, 11/11/16
Blocks	--	--
Steals	--	1, 4x, Last vs. Seattle U, 2/25/17
FGs Made	0, vs. East Central University, 11/10/17	3, vs. Air Force, 11/30/16
FGs Attempted	5, vs. East Central University, 11/10/17	5, vs. Seattle U, 2/25/17
3FGs Made	0, vs. East Central University, 11/10/17	3, Air Force, 11/30/16
3FGs Attempted	4, vs. East Central University, 11/10/17	4, 4x, Last vs. East Central University, 11/10/17
FTs Made	--	4, New Mexico, 12/10/16
FTs Attempted	--	4, vs. New Mexico, 12/10/16

GARZA 15
JOE



SENIOR
GUARD • 6-0 • 185
LAS CRUCES, N.M. | LAS CRUCES HS

2017-18 SEASON HIGHLIGHTS

▪

2017-18 GAME-BY-GAME STATISTICS

Opponent	Date	gs	min	Total		3-Pointers		Free throws		Rebounds				pf	a	t/o	blk	stl	pts	avg
				fg-fga	pct	3fg-fga	pct	ft-fta	pct	off	def	tot	avg							
EAST CENTRAL UNIVERS	11/10/17		12	0-4	.000	0-4	.000	0-0	.000	0	1	1	1.0	3	0	1	0	0	0	0.0
at Saint Mary's (CA)	11/13/17		11	0-1	.000	0-1	.000	0-0	.000	0	0	0	0.5	0	1	0	0	0	0	0.0
Totals		0	23	0-5	.000	0-5	.000	0-0	.000	0	1	1	0.5	3	1	1	0	0	0	0.0

Games played: 2
Minutes/game: 11.5
FG Pct: 0.0
3FG Pct: 0.0

Rebounds/game: 0.5
Assists/game: 0.5
Turnovers/game: 0.5
Assist/turnover ratio: 1.0

GARZA'S CAREER STATISTICS

Season	gp-gs	min/avg	Total		3-Point		F-Throws		Rebounds				Scoring							
			fg-fga	pct	fg-fga	pct	ft-fta	pct	off	def	tot	avg	pf	fo	ast	to	blk	stl	pts	avg
2016-17	30-0	212/7.1	14-35	.400	10-25	.400	14-14	1.000	1	16	17	0.6	19	0	14	11	0	4	52	1.7
2017-18	2-0	23/11.5	0-5	.000	0-5	.000	0-0	.000	0	1	1	0.5	3	0	1	1	0	0	0	0.0
TOTAL	32-0	235/7.3	14-40	.350	10-30	.333	14-14	1.000	1	17	18	0.6	22	0	15	12	0	4	52	1.6



22 **CHUHA**
ELI

REDSHIRT SOPHOMORE
FORWARD • 6-7 • 228
REDLANDS, CALIF. | EAST VALLEY HS

Stat	Season High	Career High
Points	13, at #21/22 Saint Mary's, 11/13/17	28, vs. UT Rio Grande Valley, 3/4/17
Rebounds	6, at #21/22 Saint Mary's, 11/13/17	14, 2x, Last vs. CSU Bakersfield, 1/14/17
Assists	1, vs. East Central University, 11/10/17	4, 2x, Last at Seattle U, 1/26/17
Blocks	--	2, 2x, Last at CSU Bakersfield, 2/9/17
Steals	--	3, vs. Chicago State, 3/9/17
FGs Made	4, at #21/22 Saint Mary's, 11/13/17	9, 2x, Last at Utah Valley, 1/28/17
FGs Attempted	12, at #21/22 Saint Mary's, 11/13/17	12, 3x, Last at Utah Valley, 1/28/17
3FGs Made	1, at #21/22 Saint Mary's, 11/13/17	1, 2x, Last vs. Long Beach State, 12/3/16
3FGs Attempted	3, at #21/22 Saint Mary's, 11/13/17	2, vs. Long Beach State, 12/3/16
FTs Made	4, at #21/22 Saint Mary's, 11/13/17	14, vs. UT Rio Grande Valley, 3/4/17
FTs Attempted	6, at #21/22 Saint Mary's, 11/13/17	18, vs. UT Rio Grande Valley, 3/4/17

2017-18 SEASON HIGHLIGHTS

• Scored 13 points with 6 rebounds in loss at #21/22 Saint Mary's.

2017-18 GAME-BY-GAME STATISTICS

Opponent	Date	gs	min	Total		3-Pointers		Free throws		Rebounds				pf	a	t/o	blk	stl	pts	avg
				fg-fga	pct	3fg-fga	pct	ft-fta	pct	off	def	tot	avg							
EAST CENTRAL UNIVERS	11/10/17	*	19	2-5	.400	0-0	.000	0-0	.000	3	1	4	4.0	2	1	1	0	0	4	4.0
at Saint Mary's (CA)	11/13/17		24	4-12	.333	1-3	.333	4-6	.667	1	5	6	5.0	3	0	1	0	0	13	8.5
Totals			43	6-17	.353	1-3	.333	4-6	.667	4	6	10	5.0	5	1	2	0	0	17	8.5

Games played: 2
Minutes/game: 21.5
Points/game: 8.5
FG Pct: 35.3
3FG Pct: 33.3
FT Pct: 66.7

Rebounds/game: 5.0
Assists/game: 0.5
Turnovers/game: 1.0
Assist/turnover ratio: 0.5

CHUHA'S CAREER STATISTICS

Season	gp-gs	min/avg	Total		3-Point		F-Throws		Rebounds				Scoring							
			fg-fga	pct	fg-fga	pct	ft-fta	pct	off	def	tot	avg	pf	fo	ast	to	blk	stl	pts	avg
2015-16	21-0	158/7.5	25-45	.556	1-6	.167	11-18	.611	15	28	43	2.0	21	0	9	21	3	5	62	3.0
2016-17	34-31	889/26.1	153-251	.610	1-5	.200	113-169	.669	123	179	302	8.9	74	2	38	55	12	19	420	12.4
2017-18	2-1	43/21.5	6-17	.353	1-3	.333	4-6	.667	4	6	10	5.0	5	0	1	2	0	0	17	8.5
TOTAL	57-32	1090/19.1	184-313	.588	3-14	.214	128-193	.663	142	213	355	6.2	100	2	48	78	15	24	499	8.8





Stat	Season High	Career High
Points	25, vs. East Central University, 11/10/17	35, at UT Arlington, 11/12/16
Rebounds	6, vs. East Central University, 11/10/17	8, at Arkansas-Pine Bluff, 1/21/17
Assists	2, vs. East Central University, 11/10/17	7, vs. Mississippi Valley State, 2/20/17
Blocks	1, at #21/22 Saint Mary's, 11/13/17	1, 10x, Last vs. Alabama State, 3/7/17
Steals	3, vs. East Central University, 11/10/17	4, 3x, Last vs. Alcorn State, 3/11/17
FGs Made	8, vs. East Central University, 11/10/17	13, vs. Alcorn State, 3/11/17
FGs Attempted	12, vs. East Central University, 11/10/17	25, at UT Arlington, 11/12/16
3FGs Made	3, 2x, Last at #21/22 Saint Mary's, 11/13/17	5, 2x, Last at UT Arlington, 11/12/16
3FGs Attempted	5, 2x, Last at #21/22 Saint Mary's, 11/13/17	14, at UT Arlington, 11/12/16
FTs Made	6, vs. East Central University, 11/10/17	14, at Southern, 1/4/17
FTs Attempted	9, vs. East Central University, 11/10/17	15, at Southern, 1/4/17

LOFTON 23
ZACH



GRADUATE
GUARD • 6-4 • 205
ST. PAUL, MINN. | TEXAS SOUTHERN

2017-18 SEASON HIGHLIGHTS

- Great Aggie debut, pouring in 25 points on 8-of-12 shooting with 6 rebounds and three steals.
- Scored 18 points on 6-of-11 shooting and 3-of-5 from downtown in loss at #21/22 Saint Mary's.

2017-18 GAME-BY-GAME STATISTICS

Opponent	Date	gs	min	Total		3-Pointers		Free throws		Rebounds				pf	a	t/o	blk	stl	pts	avg	
				fg-fga	pct	3fg-fga	pct	ft-fta	pct	off	def	tot	avg								
EAST CENTRAL UNIVERS	11/10/17	*	29	8-12	.667	3-5	.600	6-9	.667	2	4	6	6.0	3	2	1	0	3	25	25.0	
at Saint Mary's (CA)	11/13/17	*	25	6-11	.545	3-5	.600	3-3	1.000	0	2	2	4.0	2	0	1	1	0	18	21.5	
Totals			2	54	14-23	.609	6-10	.600	9-12	.750	2	6	8	4.0	5	2	2	1	3	43	21.5

Games played: 2
Minutes/game: 27.0
Points/game: 21.5
FG Pct: 60.9
3FG Pct: 60.0
FT Pct: 75.0

Rebounds/game: 4.0
Assists/game: 1.0
Turnovers/game: 1.0
Assist/turnover ratio: 1.0
Steals/game: 1.5
Blocks/game: 0.5

LOFTON'S CAREER STATISTICS

Season	gp-gs	min/avg	Total		3-Point		F-Throws		Rebounds				Scoring							
			fg-fga	pct	fg-fga	pct	ft-fta	pct	off	def	tot	avg	pf	fo	ast	to	blk	stl	pts	avg
2012-13	26-20	722/27.8	165-349	.473	49-141	.348	53-70	.757	39	60	99	3.8	51	0	68	32	7	41	432	16.6
2013-14	31-13	713/23.0	109-322	.339	50-171	.292	81-106	.764	20	73	93	3.0	46	1	46	46	2	31	349	11.3
2016-17	35-31	1,139/32.5	185-440	.420	33-128	.258	184-234	.786	30	105	135	3.9	99	6	86	81	10	47	587	16.8
2017-18	2-2	54/27.0	14-23	.609	6-10	.600	9-12	.750	2	6	8	6.0	5	0	2	2	1	3	43	25.0
TOTAL	94-66	2,628/27.9	473-1,134	.417	138-450	.307	327-422	.775	91	244	335	3.6	201	7	202	161	20	122	1,411	15.0





24 GORDON LESTON

JUNIOR
CENTER • 6-8 • 220
TUNAPUNA, TRINIDAD & TOBAGO | LEE COLLEGE

Stat	2017-18 Season High	Career High
Points	2, at #21/22 Saint Mary's, 11/13/17	14, vs. Lone Star College-Kingwood, 11/16/16
Rebounds	1, vs. East Central University, 11/10/17	13, at Coastal Bend, 2/17/16
Assists	--	2, 4x, Last vs. Baton Rouge, 12/17/16
Blocks	--	6, at Bossier Parish, 12/3/16
Steals	--	3, vs. Houston CC-Southwest, 11/7/15
FGs Made	1, at #21/22 Saint Mary's, 11/13/17	7, vs. Houston CC-Southwest, 11/7/15
FGs Attempted	1, 2x, Last at #21/22 Saint Mary's, 11/13/17	8, 3x, Last vs. Lone Star College-Cy Fair, 11/21/16
3FGs Made	--	0, 3x, Last vs. Victoria College, 11/6/15
3FGs Attempted	--	1, 3x, Last vs. Victoria College, 11/6/15
FTs Made	--	4, vs. Lone Star College-Kingwood, 11/16/16
FTs Attempted	--	6, vs. Lone Star College-Kingwood, 11/16/16

2017-18 SEASON HIGHLIGHTS

- Made his Division I debut with the Aggies in the season-opener.
- Scored his first Division I basket at #21/22 Saint Mary's

2017-18 GAME-BY-GAME STATISTICS

Opponent	Date	gs	min	Total		3-Pointers		Free throws		Rebounds				pf	a	t/o	blk	stl	pts	avg
				fg-fga	pct	3fg-fga	pct	ft-fta	pct	off	def	tot	avg							
EAST CENTRAL UNIVERS	11/10/17	2		0-1	.000	0-0	.000	0-0	.000	0	1	1	1.0	0	0	0	0	0	0.0	
at Saint Mary's (CA)	11/13/17	2		1-1	1.000	0-0	.000	0-0	.000	0	0	0	0.5	1	0	0	0	2	1.0	
Totals		0	4	1-2	.500	0-0	.000	0-0	.000	0	1	1	0.5	1	0	0	0	2	1.0	

Games played: 2
 Minutes/game: 2.0
 Points/game: 1.0
 FG Pct: 50.0

Rebounds/game: 0.5

GORDON'S CAREER STATISTICS

Season	gp-gs	min/avg	Total		3-Point		F-Throws		Rebounds				Scoring							
			fg-fga	pct	fg-fga	pct	ft-fta	pct	off	def	tot	avg	pf	fo	ast	to	blk	stl	pts	avg
2015-16	29-16	138/4.8	43-82	.524	0-3	.000	9-19	.474	41	58	99	3.4	45	0	9	28	23	13	95	3.3
2016-17	30-20	253/8.4	39-82	.476	0-0	.000	23-35	.657	49	51	100	3.3	39	0	10	16	36	5	101	3.4
2017-18	2-0	4/2.0	1-2	.500	0-0	.000	0-0	.000	0	1	1	1.0	1	0	0	0	0	0	2	1.0
TOTAL	61-36	395/6.5	83-166	.500	0-3	.000	32-54	.593	90	110	200	3.3	85	0	19	44	59	18	198	3.2





Stat	2017-18 Season High	Career High
Points	4, at #21/22 Saint Mary's, 11/13/17	Same
Rebounds	8, vs. East Central University, 11/10/17	Same
Assists	1, vs. East Central University, 11/10/17	Same
Blocks	--	--
Steals	--	--
FGs Made	1, 2x, Last at #21/22 Saint Mary's, 11/13/17	Same
FGs Attempted	2, vs. East Central University, 11/10/17	Same
3FGs Made	--	--
3FGs Attempted	--	--
FTs Made	2, at #21/22 Saint Mary's, 11/13/17	Same
FTs Attempted	2, at #21/22 Saint Mary's, 11/13/17	Same

MCCANTS 33

JOHNNY



REDSHIRT FRESHMAN
FORWARD • 6-7 • 220
LAS CRUCES, N.M. | OÑATE HS

2017-18 SEASON HIGHLIGHTS

- Made collegiate debut with the Aggies, pulling down 8 rebounds to go with 2 points.

2017-18 GAME-BY-GAME STATISTICS

Opponent	Date	gs	min	Total		3-Pointers		Free throws		Rebounds				pf	a	t/o	blk	stl	pts	avg
				fg-fga	pct	3fg-fga	pct	ft-fta	pct	off	def	tot	avg							
EAST CENTRAL UNIVERS	11/10/17		14	1-2	.500	0-0	.000	0-1	.000	3	5	8	8.0	1	1	1	0	0	2	2.0
at Saint Mary's (CA)	11/13/17		9	1-1	1.000	0-0	.000	2-2	1.000	0	1	1	4.5	0	0	0	0	4	3.0	
Totals		0	23	2-3	.667	0-0	.000	2-3	.667	3	6	9	4.5	1	1	1	0	0	6	3.0

Games played: 2
Minutes/game: 11.5
Points/game: 3.0
FG Pct: 66.7
FT Pct: 66.7

Rebounds/game: 4.5
Assists/game: 0.5
Turnovers/game: 0.5
Assist/turnover ratio: 1.0


MCCANT'S CAREER STATISTICS

Season	gp-gs	min/avg	Total		3-Point		F-Throws		Rebounds				Scoring							
			fg-fga	pct	fg-fga	pct	ft-fta	pct	off	def	tot	avg	pf	fo	ast	to	blk	stl	pts	avg
2017-18	2-0	23/11.5	2-3	.667	0-0	.000	2-3	.667	3	6	9	4.5	1	0	1	1	0	0	6	3.0
TOTAL	2-0	23/11.5	2-3	.667	0-0	.000	2-3	.667	3	6	9	4.5	1	0	1	1	0	0	6	3.0




2017-18 NM STATE MEN'S BASKETBALL TV/RADIO ROSTER

0



Keyon Jones
Jr. - 6-1 - 200 - Guard

1




Shunn Buchanan
So. - 6-0 - 175 - Guard

2



Wayne Stewart
Jr. - 6-6 - 200 - Guard

3



Gabe Hadley
Fr. - 6-3 - 195 - Guard

5



Kortrijk Miles
Fr. - 6-4 - 175 - Guard

10



Jemerrio Jones
Sr. - 6-5 - 200 - Forward

11



Johnathon Wilkins
R Jr. - 6-10 - 235 - Forward

12




AJ Harris
RSo. - 5-9 - 170 - Guard

13



Sidy N'Dir
RSo. - 6-2 - 185 - Guard

15



Joe Garza
Jr. - 6-0 - 185 - Guard

22



Eli Chuha
RSo. - 6-7 - 225 - Forward

23



Zach Lofton
Gr. - 6-4 - 205 - Guard

24



LESTON GORDON
JR. - 6-8 - 220 - CENTER

35



JOHNNY MCCANTS
RFR. - 6-7 - 220 - FORWARD

GA



KEITH ROBERTS

GA



JOVAN AUSTIN

HC



CHRIS JANS

AHC



LOU GUDINO

AC



DAVID ANWAR

AC




JEFF MAILHOT

OPS



ANDY SCHMITT

VC



JORDAN SPERBER

