


W FOOTBALL

BACK-TO-BACK NEW YEAR'S SIX BOWL WINS ■ 16 STRAIGHT BOWLS ■ 101 WINS LAST 10 SEASONS ■ 17 1ST-TEAM ALL-AMERICANS SINCE 2010 ■ 5 STRAIGHT APR AWARDS


GAME 2

#4 WISCONSIN (1-0, 0-0) vs. NEW MEXICO (1-0, 0-0)

SEPT. 8, 2018 ■ 11 A.M. (CT) ■ MADISON, WIS. ■ CAMP RANDALL STADIUM (80,321) ■ BTN



WISCONSIN BADGERS
Head Coach: Paul Chryst
Record at WIS: 35-7 (4th)
Overall: 54-26 (7th)



NEW MEXICO LOBOS
Head Coach: Bob Davie
Record at UNM: 31-45 (7th)
Overall: 66-70 (12th)

BADGERS HOST LOBOS AT CAMP RANDALL

- Fourth-ranked Wisconsin continues its season-opening 3-game homestand by hosting New Mexico at 11 a.m. Saturday in a game that will air live on BTN. The matchup marks the first ever between the Badgers and Lobos.
- After opening the season with a 34-3 victory over Western Kentucky last Friday, the Badgers look to improve to 2-0 at home for the 14th-consecutive season.

KEY NOTES TO CONSIDER

- Wisconsin is in its 4th season under **Paul Chryst**, who is 35-7 (.833) as head coach at his alma mater. The back-to-back Big Ten Coach of the Year has led the Badgers to consecutive West Division crowns and New Year's Six bowl wins.
- The Badgers are 46-10 (.821) since the start of the 2013 season. UW trails only Alabama (54-5, .915), Ohio State (50-6, .893) and Clemson (51-7, .879) in wins and winning percentage among FBS programs in that 5-year span.
- Wisconsin owns a 40-game win streak in non-conference home games, the fifth-longest streak by any FBS team in the modern era (since 1946). *See chart, Page 3.*
- The Badgers have played 14 non-conference games at Camp Randall in the last 6 seasons (since 2013) and have held half those opponents (7) without an offensive touchdown, most recently keeping Western Kentucky out of the end zone last Friday. UW's 14 opponents over that span have averaged just 7.4 points per game — including 4 shutouts.
- Wisconsin has won 19 consecutive regular-season games, a streak that dates to Oct. 22, 2016.
- RB **Jonathan Taylor** opened his sophomore season by rushing for 145 yards on 18 carries to go along with 2 touchdowns last Friday vs. Western Kentucky, topping the 100-yard mark for the 11th time in his 15-game career. Taylor ranks No. 2 at UW in career rushing average, at 6.69 yards per carry.
- Junior QB **Alex Hornibrook** has thrown for 200-plus yards in 3 consecutive games, including a career-high 258 yards vs. Miami in the Orange Bowl and 257 yards in last week's season-opener vs. Western Kentucky. Hornibrook has thrown for 200-plus yards 8 times in his career.
- Senior K **Rafael Gaglianone** ranks No. 2 all-time at UW in made field goals (62) and field-goal percentage (.805, 62-77). He needs just 3 FGs to match the school record of 65 held by Todd Gregoire (1984-87). *Read more, Page 4*



RB Jonathan Taylor has topped the 100-yard rushing mark in 11 of his 15 career games at Wisconsin.

2018 SCHEDULE/RESULTS

1-0, 0-0 BIG TEN

DATE	OPPONENT	TIME/RESULT
Aug. 31	W. KENTUCKY	W, 34-3 ESPN
Sept. 8	NEW MEXICO	11 a.m. BTN
Sept. 15	BYU	2:30 p.m. TBD
Sept. 22	at Iowa*	TBD TBD
Oct. 6	NEBRASKA*	TBD TBD
Oct. 13	at Michigan*	TBD TBD
Oct. 20	ILLINOIS*	11 a.m. TBD
Oct. 27	at Northwestern*	TBD TBD
Nov. 3	RUTGERS*	TBD TBD
Nov. 10	at Penn State*	TBD TBD
Nov. 17	at Purdue*	TBD TBD
Nov. 24	MINNESOTA*	TBD TBD
Dec. 2	Big Ten Football Championship Game	7:20 p.m. FOX

* Big Ten Conference game
All times Central | Home games in **BOLD CAPS**

TV: BTN

- **Play-by-Play**..... Brandon Gaudin
- **Analyst**..... Glen Mason
- **Sideline**..... Elise Menaker
- Online: BTN2Go.com
- Mobile App: FOX Sports

RADIO: BADGER SPORTS NETWORK

- **Play-by-Play**..... Matt Lepay
- **Analysts**..... Mike Lucas, Mark Tauscher
- **Sideline**..... Patrick Herb
- Satellite Radio: Sirius 105 / XM 195
- Online: BadgerSportsNetwork.com
- Mobile App: iHeartRadio (search WIBA)

SOCIAL MEDIA: #ONWISCONSIN

- **Hashtag**: #OnWisconsin
- **Twitter**: @BadgerFootball
- **Instagram**: @badgerfootball
- **Facebook**: /WisconsinFootball
- **YouTube**: /WisconsinBadgers

WHAT'S INSIDE

- Media Information..... 2
- Quick Facts 3
- Standings & Rankings 4
- Coach Paul Chryst 8
- Camp Randall Stadium 9
- Record Book Updates 10
- The Last Time it Happened 11
- Depth Chart 13
- Roster/Pronunciations 14
- Player Career Stats 16
- 2018 Season Stats 27

28.2

Wisconsin held Western Kentucky to a total of 3 points on the Hilltoppers' 4 trips into the red zone last Friday. Dating back to the start of the 2017 season, the Badgers have allowed just 11 touchdowns on their opponents' 39 trips inside the 20-yard line (28.2%).

6

A total of 6 former Wisconsin walk-ons made NFL active rosters for Week 1 of the season: LB Jack Cichy (Tampa Bay), WR Alex Erickson (Cincinnati), OL Ryan Ramczyk (New Orleans), LB Joe Schobert (Cleveland), OL Rick Wagner (Detroit) and DE J.J. Watt (Houston).

2,000

Against Western Kentucky, sophomore RB Jonathan Taylor became the 17th player in UW history to rush for 2,000 yards in a career. Taylor topped the 2,000-yard mark in his 15th career game. Ron Dayne (13 in 1996) is the only Badger to reach that plateau in fewer games.

COVERING THE BADGERS

NEW MEXICO WEEK MEDIA SCHEDULE

9/3 MONDAY	9/4 TUESDAY	9/5 WEDNESDAY	9/6 THURSDAY	9/7 FRIDAY	9/8 SATURDAY
<p>11:15 a.m. Coach Chryst News Conference (BTN2Go)</p> <p>11:30 a.m. Player interviews: Deiter, Hornibrook, T.J. Edwards, Dixon</p>	<p>10 a.m. Post-Practice Interviews: Players (Offense)</p>	<p>10 a.m. Post-Practice Interviews: Players (Defense/ST)</p> <p>11:16 a.m. Coach Chryst on Big Ten Teleconference</p>	<p>10 a.m. Post-Practice Interview: Coach Chryst</p>	<p>No availability</p>	<p>Postgame Coach Chryst News Conference and Player Interviews</p>

UW ATHLETIC COMMUNICATIONS

GENERAL INFORMATION

Office Phone:	(608) 262-1811
Press Box Phone:	(608) 262-7766
Fax:	(608) 262-8184
Address:	1440 Monroe Street, Madison, WI 53711
Website:	UWBadgers.com/Football

BRIAN LUCAS – DIRECTOR

Chryst Interviews, Credentials

Cell:	(608) 513-3987
Email:	bml@athletics.wisc.edu
Twitter:	@BrianLucasUW



BRIAN MASON – ASSISTANT DIRECTOR

Interviews, Game Notes

Cell:	(608) 279-8659
Email:	bm3@athletics.wisc.edu
Twitter:	@Brian_Mason



MEDIA RESOURCES

CREDENTIAL APPLICATIONS

<ul style="list-style-type: none"> go.wisc.edu/credentials2018

BIG TEN MEDIA EMAIL LIST

<ul style="list-style-type: none"> office.bigten.org/media

WISCONSIN FOOTBALL FACT BOOK

<ul style="list-style-type: none"> go.wisc.edu/FactBook2018
--

OFFICIAL BIG TEN MEDIA SITE

<ul style="list-style-type: none"> www.collegepressbox.com

WIRELESS INTERNET ACCESS (CAMP RANDALL)

<ul style="list-style-type: none"> BadgerWiFi (connect and register with email address)
--

OFFICIAL SOCIAL MEDIA CHANNELS

Twitter:	@BadgerFootball / @UWBadgers
Instagram:	@badgerfootball / @wisconsinbadgers
Facebook:	WisconsinFootball / WisconsinBadgers
YouTube:	WisconsinBadgers

INTERVIEW REQUESTS

All regular-season Badgers practices, including Friday walk-throughs, are closed to the media. Interviews are conducted as follows:

Chryst Interviews: Head coach Paul Chryst holds a weekly news conference Mondays at 10:15 a.m. during the fall. Those sessions are live video-streamed via BTN2Go. Chryst also meets the media following practice on Thursdays, at approximately 10 a.m.

Assistant Coach Interviews: Offensive coordinator Joe Rudolph (Tuesday) and defensive coordinator Jim Leonhard (Wednesday) are available for interviews following practice, at approximately 10 a.m. in the McClain Center. Other assistant coaches can be made available upon special request. Media should submit their requests to Brian Mason in the Athletic Communications office.

Player Interviews: Players can be interviewed after practice on Tuesdays (offense) and Wednesdays (defense/special teams) – subject to players’ class schedules – at approximately 10 a.m. on the practice field in the McClain Center.

Requests for player interviews should be submitted to Brian Mason by 3 p.m. the day prior to the assigned interview period.

Phone calls by players to out-of-town media are made on corresponding days following practice. Interviews should be arranged through Brian Mason in the Athletic Communications office at (608) 279-8659.

Players’ phone numbers will not be made available to the media, and players have been instructed not to conduct interviews without prior approval from the Athletic Communications staff.

BIG TEN TELECONFERENCE

Head coach Paul Chryst is available every Tuesday at 11:16 a.m. (CT) on the weekly Big Ten Teleconference. Contact Adam Augustine of the Big Ten for call-in information at (847) 696-1010.

WISCONSIN FOOTBALL TODAY

The Wisconsin Athletic Communications office sends out its Wisconsin Football Today media email on a daily basis during the season. Media members can sign up by selecting “Wisconsin” and “Football” in the settings of their Big Ten Media List account. Accounts can be created and updated by visiting office.bigten.org/media.

Contact Adam Augustine (aaugustine@bigten.org) of the Big Ten staff with any questions on the email system.

PHOTOS

The Wisconsin Athletic Communications office maintains an FTP site offering media outlets access to high-resolution headshots and action photos. Contact Brian Mason for access information.

CREDENTIAL GUIDELINES

Requests for 2018 Wisconsin football credentials (including parking) must be made online via the link at left. Contact Brian Lucas with questions. Sideline credentials will be issued only to accredited photographers and reporters on assignment. Credentials must be prominently displayed on the field level. Credentials will be mailed to the opposing SID if time permits. Passes not mailed will be left at the media entrance, which is located at Gate 4 of Camp Randall Stadium (north end).

WISCONSIN QUICK FACTS

HEAD COACH PAUL CHRYST

Hometown:	Madison, Wis.
Alma Mater:	Wisconsin, 1988
Career Record:	54-26 (.675)
Record at Wisconsin:	35-7 (.833)
Big Ten Record:	22-4 (.846)
Bowl Record:	4-1 (.800)

ASSISTANT COACHES

▪ Joe Rudolph (Offensive Coordinator/OL)	Sideline
▪ Jim Leonhard (Defensive Coordinator/DBs)	Sideline
▪ Bobby April III (Outside Linebackers)	Sideline
▪ Bob Bostad (Inside Linebackers)	Sideline
▪ Inoke Breckterfield (Defensive Line)	Sideline
▪ Jon Budmayr (Quarterbacks)	Booth
▪ Ted Gilmore (Wide Receivers)	Sideline
▪ Chris Haering (Special Teams)	Sideline
▪ John Settle (Running Backs)	Sideline
▪ Mickey Turner (Tight Ends)	Booth

FOOTBALL STAFF

▪ Ryan Bright (Graduate Assistant - Offense)
▪ Bobby Dunn (Graduate Assistant - Offense)
▪ Kevin Claxton (Graduate Assistant - Defense)
▪ Brent Zdebski (Graduate Assistant - Defense)
▪ C.J. Irvin (Quality Control - Offense)
▪ Ashton Youboty (Quality Control - Defense)
▪ Taylor Mehlhaff (Quality Control - Special Teams)
▪ Ross Kolodziej (Head Strength & Conditioning Coach)
▪ Kyle Costigan (Assistant Strength & Conditioning Coach)
▪ John Graves (Assistant Strength & Conditioning Coach)
▪ Jeff Moore (Assistant Strength & Conditioning Coach)
▪ Shaun Snee (Assistant Strength & Conditioning Coach)

TEAM INFORMATION

2017 Overall Record:	13-1
2017 Big Ten Record/Finish:	9-0/1st (West)
2017 Bowl Game:	Orange Bowl (def. #11 Miami, 34-24)
2017 Final Ranking (AP/Coach/CFP):	7th/6th/6th
Starters Returning/Lost:	13/9
Offensive Starters Returning/Lost:	9/2
Returning: QB Alex Hornibrook, RB Jonathan Taylor, WR Quintez Cephus, WR A.J. Taylor, LT Michael Deiter, LG Jon Dietzen, C Tyler Biadasz, RG Beau Benzschawel, RT David Edwards	
Lost: FB Austin Ramesh, TE Troy Fumagalli	
Defensive Starters Returning/Lost:	4/7
Returning: NT Olive Sagapolu, ILB Ryan Connelly, ILB T.J. Edwards, SS D'Cota Dixon	
Lost: DE Alec James, DE Conor Sheehy, OLB Garret Dooley, OLB Leon Jacobs, CB Nick Nelson, CB Derrick Tindal, FS Natrell Jamerson	
Special Teams Starters Returning/Lost:	5/0
Returning: FG Rafael Gaglianone, P Anthony Lotti, KO Zach Hintze, LS Adam Bay, H Connor Allen	
Letterwinners Returning/Lost:	42/15
Offensive Letterwinners Returning/Lost:	21/5
Defensive Letterwinners Returning/Lost:	16/10
Special Teams Letterwinners Returning/Lost:	5/0

TEAM HISTORY

First Year of Football:	1889
Record (Years):	698-490-53 (129)
Big Ten Record (Years):	373-370-41 (121)
Big Ten Championships (Last):	14 (2012)
All-Time Bowl Record:	15-14
Consensus All-America Selections:	27
First Team All-Big Ten Selections:	236

WINNING WAYS

- The Badgers have won at least 10 games in each of the last 4 seasons. Alabama, Ohio State and Clemson are the only other schools that can make that claim.
- In fact, Wisconsin has recorded double-digit win totals in 9 of the last 13 seasons, dating back to 2005. Remarkably, the Badgers recorded just 3 double-digit win totals in the 115 years prior – their Big Ten championship seasons of 1993, 1998 and 1999.
- Last year, the Badgers became the 4th team in Big Ten history to record 13 wins in a season, joining Ohio State in 2002 and 2014 and Michigan State in 2013.
- The Badgers have won the Big Ten West Division 3 times in the first 4 years of the current divisional setup.
- Wisconsin's 5 appearances in the Big Ten Football Championship Game since 2011 are the most of any Power Five team in its respective conference over those 7 years.
- UW has won 4 straight bowl games, beating Auburn (2015 Outback Bowl), USC (2015 Holiday Bowl), Western Michigan (2017 Cotton Bowl) and Miami (2017 Orange Bowl). That is tied for the longest current bowl winning streak in the country (with Georgia, Louisiana Tech and Utah).
- Over the last 2 seasons, Wisconsin has won 6 games over teams ranked in the top 20 of the AP poll.

WINNING IS NOTHING NEW...

- Wisconsin has won 142 games over the last 14 years (since the start of the 2004 season). That spans 4 different head coaches (Barry Alvarez, Bret Bielema, Gary Andersen and Paul Chryst). UW is 1 of just 6 Power Five schools to average 10 wins over that span, joining Alabama (155), Ohio State (154), Oklahoma (148), Georgia (144) and USC (142).
- Wisconsin has made 16 straight bowl game appearances, the longest active streak of any Big Ten team and tied for the sixth-longest streak in the country.
- Since 1993, Wisconsin has made 8 appearances in the current New Year's Six bowl games (6 Rose Bowl appearances, 1 Cotton Bowl, 1 Orange Bowl). Among Big Ten teams, only Ohio State has been to more New Year's Six games over that span.

HARD TO TOP AT HOME

- Over the last 15 seasons since (2004-18), the Badgers have amassed a home record of 86-10 (.896). Only Ohio State (90-10, .900) owns a better home record among Power Five teams during that timeframe.
- Wisconsin has won 40 consecutive home games against non-conference opponents, the fifth-longest streak of any FBS team in the modern era (since 1946).
- The Badgers boast the nation's longest active streak, with LSU's recent run of 49 straight non-conference home wins ending in a 24-21 loss to Troy on Sept. 30, 2017.

- Here's a look at the 10 longest non-conference home win streaks in FBS history:

LONGEST NON-CONFERENCE HOME WIN STREAKS (FBS, ALL-TIME)

Team	Streak	Began	Ended
LSU	49	9/1/2001	9/30/2017
Miami (Fla.)	48	10/12/1985	9/3/1994
Tennessee	44	10/24/1959	10/27/1973
Kansas State	43	9/30/1989	9/13/2003
Wisconsin	40	9/20/2003	--
Ole Miss	39	10/4/1947	10/19/1968
Ohio State	36	9/7/1991	9/3/2005
Nebraska	35	9/5/1992	9/4/2004
Virginia Tech	32	9/4/1999	9/19/2009
Boise State	32	11/24/2001	9/22/2017

- The Badgers have not lost a non-conference game at Camp Randall since suffering a 23-5 defeat to UNLV on Sept. 13, 2003.

CRACKING DOWN AT THE CAMP

- Wisconsin has boasted one of the nation's most consistently elite defenses over the last 5 years (read more on Page 5), but the unit's accomplishments at Camp Randall Stadium have been especially impressive.
- Over the past 5-plus seasons (2013-18), the Badgers lead all FBS teams in total defense, pass efficiency defense, third-down defense and time of possession in home games. UW also is ranked second in scoring defense and rushing defense in home games:

DEFENSE RANKS, 2013-18 (HOME GAMES, FBS)

Category	UW Rank	Mark
Scoring Defense	2nd	11.8 ppg (1st, Alabama – 10.3 ppg)
Total Defense	1st	242.0 ypg (2nd, Alabama – 245.4 ypg)
Rushing Defense	2nd	90.7 ypg (1st, Alabama – 78.7 ypg)
Pass Efficiency Defense	1st	92.3 (2nd, Florida – 96.4)
Third-Down Defense	1st	26.8% (2nd, Virginia Tech – 27.1%)
Time of Possession	1st	34:30 (2nd, Stanford – 33:53)

HORNIBROOK HITS THE TARGET

- Third-year starting QB **Alex Hornibrook** is coming off a season in which he completed 62.3% of his passes for 2,644 yards, 25 touchdowns and 15 interceptions, good for a pass efficiency rating of 148.6.
- Hornibrook owns an 21-3 (.875) record as the Badgers' starter, including a 16-2 (.889) mark in Big Ten play. He is 11-1 as a starter at Camp Randall Stadium.
- His 21 wins rank in a tie for the sixth-most in school history, while his .875 win percentage is the best of any UW quarterback with at least 15 starts. *See lists, Page 10*
- The 10th player in school history to pass for at least 4,000 yards, Hornibrook's career total of 4,163 ranks 9th in UW history.
- Hornibrook put together the best performance of his career in the 2017 Orange Bowl, completing 23 of 34 passes (67.6%) for 258 yards, 4 touchdowns and no interceptions to lead the Badgers to a win over No. 11 Miami on the Hurricanes' home field.

BIG TEN STANDINGS

EAST	Conference		Division		Overall	
	W-L	Pct.	W-L	Pct.	W-L	Pct.
Indiana	0-0	.000	0-0	.000	1-0	1.000
Maryland	0-0	.000	0-0	.000	1-0	1.000
Michigan State	0-0	.000	0-0	.000	1-0	1.000
Ohio State	0-0	.000	0-0	.000	1-0	1.000
Penn State	0-0	.000	0-0	.000	1-0	1.000
Rutgers	0-0	.000	0-0	.000	1-0	1.000
Michigan	0-0	.000	0-0	.000	0-1	.000

WEST	Conference		Division		Overall	
	W-L	Pct.	W-L	Pct.	W-L	Pct.
Northwestern	1-0	1.000	1-0	1.000	1-0	1.000
Illinois	0-0	.000	0-0	.000	1-0	1.000
Iowa	0-0	.000	0-0	.000	1-0	1.000
Minnesota	0-0	.000	0-0	.000	1-0	1.000
Wisconsin	0-0	.000	0-0	.000	1-0	1.000
Nebraska	0-0	.000	0-0	.000	0-0	.000
Purdue	0-1	.000	0-1	.000	0-1	.000

* Division champion

BIG TEN GAMES (ALL TIMES CENTRAL)

Saturday, Sept. 8

- Western Michigan at #14 Michigan (FS1) 11 a.m.
- Duke at Northwestern (ESPN) 11 a.m.
- Eastern Michigan at Purdue (BTN) 11 a.m.
- New Mexico at #4 Wisconsin (BTN) 11 a.m.
- Colorado at Nebraska (ABC) 2:30 p.m.
- Rutgers at #5 Ohio State (BTN) 2:30 p.m.
- Iowa State at Iowa (FOX) 4 p.m.
- Maryland at Bowling Green (ESPN+) 5 p.m.
- Western Illinois at Illinois (BTN) 6:30 p.m.
- Virginia at Indiana (BTN) 6:30 p.m.
- Fresno State at Minnesota (FS1) 6:30 p.m.
- #10 Penn State at Pittsburgh (ABC) 7 p.m.
- #11 Michigan St. at Arizona St. (ESPN) 9:45 p.m.

BADGERS IN THE RANKINGS

Week	AP	Coaches	CFP
Preseason	4	7	--
Sept. 4	TBD	TBD	--
Sept. 9			--
Sept. 16			--
Sept. 23			--
Sept. 30			--
Oct. 7			--
Oct. 14			--
Oct. 21			--
Oct. 28			
Nov. 4			
Nov. 11			
Nov. 18			
Nov. 25			
Dec. 2			
Final			

- The red zone was a comfortable place to pass for Hornibrook in 2017. He owned a pass efficiency rating of 261.6 inside the 20 — the best mark of any FBS player with at least 20 red-zone attempts. He went 29-for-45 (.644) for 279 yards, 21 TDs and 2 interceptions inside the opponent's 20.

IT'S GOOD FOR GAGLIANONE

- Senior K **Rafael Gaglianone** went 16-for-18 (.889) on field goal attempts last season and picked up where he left off last Friday in the Badgers' win over Western Kentucky by going 2-for-2, with makes from 42 and 39 yards.
- Over the last 3 seasons, Gaglianone is 9-for-9 on field goals of 40-plus yards.
- Overall, Gaglianone has converted 28 of his last 31 field goal attempts (90.3%), dating back to the 2015 Holiday Bowl.
- Gaglianone ranks No. 2 all-time at UW in made field goals (62) and field-goal percentage (.805, 62-77). He needs just 3 FGs to match the school record of 65 held by Todd Gregoire (1984-87) — see list, Page 10.
- Gaglianone converted a career-long 52-yard field goal at Illinois last season. The kick was the third 50-yarder of Gaglianone's career (51 vs. LSU on Aug. 30, 2014; 50 vs. Iowa on Nov. 22, 2014), matching Taylor Mehlhaff and Philip Welch for the most 50-yarders in school history.
- The field goal made Gaglianone just the 4th player in school history to score at least 300 points and he now has 358 for his career — see list, Page 10.
- Gaglianone holds the UW record for game-winning field goals, with 4, including kicks to win the Outback Bowl and Holiday Bowl.

NEED TO KNOW: OFFENSE

- Of Wisconsin's 11 offensive starters in the Orange Bowl, 10 return for 2018.
- The Badgers return 100% of their offensive line starts, 100% of their passing yards, 92.3% of their rushing yards and 72.4% of their receiving yards. Of the 18 players that started at least one game on offense last year, 15 return.
- On the offensive line, UW returns 3 All-Americans (RG **Beau Benzschawel**, LT **Michael Deiter** and RT **David Edwards**) and a freshman All-American (C **Tyler Biadasz**). Those four started every game for UW in 2017.
- RB **Jonathan Taylor** is back after breaking Adrian Peterson's FBS freshman rushing record (1,977 yards) and finishing sixth in the Heisman Trophy voting. Taylor is 1 of 3 players returning from last year's top 10 in the Heisman voting, along with Stanford RB Bryce Love and UCF QB McKenzie Milton.
- QB **Alex Hornibrook**, the MVP of the Orange Bowl, is 21-3 as a starter. His 25 TD passes last season were second-most in school history, behind only Russell Wilson's 33 in 2011.

NEED TO KNOW: DEFENSE

- Butkus Award runner-up **T.J. Edwards** returns for his fourth year as a starter at inside linebacker for UW. In his previous 3 seasons, the Badgers have allowed an average of just 14.4 points per game.
- UW's other inside linebacker and leading tackler in 2017, **Ryan Connelly** (88 stops), also returns.
- The Badgers lose both starters at outside linebacker in NFL rookies Garret Dooley and Leon Jacobs but return **Andrew Van Ginkel**, who, in the final 2 games of 2017 against Ohio State and Miami, had 2 interceptions and a fumble recovery.
- First-team All-Big Ten safety **D'Cota Dixon** is back for his third year as a starter.
- All told, UW returns 6 players who started games on defense last year, and 3 of its top 4 tacklers (Connelly, 88; Edwards, 81; Dixon, 55).
- UW returns 56.6% of its tackles, 53.4% of its TFLs and 50% of its interceptions.
- Over the last 6 seasons, the Badgers rank No. 2 nationally in scoring defense (15.9 ppg), total defense (286.5 ypg), rushing defense (104.7 ypg) and pass efficiency defense (105.9).

WISCONSIN DEFENSE RANKS, 2013-17

Category	Rank	Avg.
Scoring Defense	2nd	15.9 ppg
Total Defense	2nd	286.5 ypg
Rushing Defense	2nd	104.7 ypg
Pass Efficiency Defense	2nd	106.0

- Only Alabama has allowed fewer points (14.5), total yards (282.1) and rushing yards (86.8) per game over that span. Clemson is the only team with a better pass efficiency mark (105.7).

NEED TO KNOW: SPECIAL TEAMS

- UW returns its kicker, holder, long snapper, punter and kickoff specialist from last year.
- Second-team All-Big Ten selection **Rafael Gaglianone** returns for his senior season. His .805 career field goal percentage and 62 career made field goals are both second-best in school history.
- Junior **Anthony Lotti** is in his third season as the Badgers' punter.
- Over the last 3 seasons, **P.J. Rosowski** and **Zach Hintze** have combined to record touchbacks on 65.9% of their kickoffs. Both return in 2018.

EVERYBODY'S ALL-AMERICANS

- A school-record 7 players earned All-America honors last season for UW, including 5 who return for 2018 in OL **Beau Benzschawel**, OL **Michael Deiter**, OL **David Edwards**, ILB **T.J. Edwards** and RB **Jonathan Taylor**.
- Each of those five, along with senior S **D'Cota Dixon**, have earned preseason All-America honors entering the 2018 season.
- Including Benzschawel, Deiter and David Edwards last year, the Badgers have produced a remarkable 14 All-America offensive

CAREER GAMES/STARTS

Player	'14	'15	'16	'17	'18	Total
P Connor Allen	--	--	14/0	14/0	1/0	29/0
OLB Zack Baun	--	--	12/0	--	1/1	13/1
LS Adam Bay	--	--	--	14/0	1/0	15/0
OL Tyler Beach	--	--	--	--	1/0	1/0
OLB Christian Bell	--	--	--	8/0	1/0	9/0
OL Beau Benzschawel	--	8/8	14/14	14/14	1/1	37/37
TE Luke Benzschawel	--	--	--	5/0	1/1	6/1
OL Tyler Biadasz	--	--	--	14/14	1/1	15/15
S Travian Blaylock	--	--	--	--	1/0	1/0
S Evan Bondoc	--	1/0	9/0	14/0	1/0	25/0
OL Logan Bruss	--	--	--	--	1/0	1/0
OLB Noah Burks	--	--	--	9/0	1/0	10/0
S Eric Burrell	--	--	--	14/0	1/0	15/0
CB Donte Burton	--	--	--	--	1/0	1/0
WR Quintez Cephus	--	--	14/5	9/7	--	23/12
QB Jack Coan	--	--	--	6/0	--	6/0
CB Madison Cone	--	--	--	9/0	1/0	10/0
ILB Ryan Connelly	--	13/0	14/8	14/6	1/1	42/15
WR Aron Cruickshank	--	--	--	--	1/0	1/0
S Seth Currens	--	--	--	14/0	1/0	15/0
WR Danny Davis	--	--	--	12/3	--	12/3
RB Taiwan Deal	--	10/2	6/1	--	1/0	17/3
OL Michael Deiter	--	13/13	14/14	14/14	1/1	42/42
OL Jon Dietzen	--	--	10/8	13/12	1/1	24/21
S D'Cota Dixon	3/0	13/0	14/14	12/9	1/1	43/24
WR Jack Dunn	--	--	--	8/0	1/0	9/0
OL David Edwards	--	--	13/7	14/14	1/1	28/22
ILB T.J. Edwards	--	13/13	13/12	14/14	1/1	41/40
OL Jason Erdmann	--	--	13/0	14/0	1/0	28/0
TE Jake Ferguson	--	--	--	--	1/0	1/0
K Rafael Gaglianone	13/0	13/0	3/0	14/0	1/0	44/0
ILB Griffin Grady	--	--	12/0	--	1/0	13/0
OLB Izayah Green-May	--	--	--	--	1/0	1/0
RB Garrett Groshek	--	--	--	14/0	1/0	15/0
CB Deron Harrell	--	--	--	--	1/0	1/0
DE Matt Henningsen	--	--	--	--	1/1	1/1
CB Faion Hicks	--	--	--	--	1/1	1/1
K Zach Hintze	--	--	--	13/0	1/0	14/0
QB Alex Hornibrook	--	--	12/9	14/14	1/1	27/24
DE Kraig Howe	--	--	--	1/0	--	1/0
FB Alec Ingold	--	10/0	14/0	14/0	1/1	39/1
RB Chris James	--	--	--	9/0	1/0	10/0
S Patrick Johnson	--	--	13/0	4/0	--	17/0
OLB Tyler Johnson	--	--	7/0	14/0	1/0	22/0
OL Micah Kapoi	--	12/10	13/2	10/3	1/0	36/15
WR Adam Krumholz	--	--	--	6/0	1/0	7/0
TE Gabe Lloyd	--	--	--	8/0	1/0	9/0
P Anthony Lotti	--	--	12/0	14/0	1/0	27/0
DE Isaiahh Loudermilk	--	--	--	11/0	--	11/0
DE Kayden Lyles	--	--	--	--	1/1	1/1
ILB Mike Maskalunas	--	--	--	13/0	1/0	14/0
OL David Moorman	--	--	14/0	14/0	1/0	29/0
WR Taj Mustapha	--	--	--	--	1/0	1/0
S Scott Nelson	--	--	--	--	1/1	1/1
TE Zander Neuville	--	13/0	14/1	12/11	--	39/12
ILB Chris Orr	--	10/6	1/1	12/8	1/0	24/15
TE Kyle Penniston	--	--	12/3	14/8	1/1	27/12
DE David Pfaff	--	--	--	5/0	1/0	6/0
DE Keldric Preston	--	--	--	1/0	--	1/0
WR Kendric Pryor	--	--	--	10/3	1/1	11/4
NT Garrett Rand	--	--	14/0	14/0	--	28/0
NT Gunnar Roberge	--	--	--	--	1/0	1/0
K P.J. Rosowski	--	5/0	14/0	1/0	--	20/0
RB Mark Saari	--	1/0	--	--	--	1/0
NT Olive Sagapolu	--	13/4	9/5	14/9	1/1	37/19
OL Josh Seltzner	--	--	--	--	1/0	1/0
RB Bradrick Shaw	--	--	11/1	11/1	--	22/2
FB Mason Stokke	--	--	--	--	1/0	1/0
WR A.J. Taylor	--	--	13/0	14/4	1/0	28/4
RB Jonathan Taylor	--	--	--	14/13	1/1	15/14
OLB Andrew Van Ginkel	--	--	--	14/0	1/1	15/1
OL Cole Van Lanen	--	--	--	14/0	1/0	15/0
DE Aaron Vopal	--	--	--	--	1/0	1/0
NT Bryson Williams	--	--	--	--	1/0	1/0
CB Caesar Williams	--	--	--	2/0	1/1	3/1

linemen over the last 10 seasons, including 10 first-team All-America selections.

- Wisconsin has produced a first-team All-American at linebacker in each of the last three seasons: OLB **Joe Schobert** (2015), OLB **T.J. Watt** (2016) and ILB **T.J. Edwards** (2017).

CAPTAINS' ORDERS

- Members of the Wisconsin football team elected 4 captains for the 2018 season: senior OL **Michael Deiter**, senior S **D'Cota Dixon**, senior ILB **T.J. Edwards** and junior QB **Alex Hornibrook**.

FIRST THINGS FIRST

- The Badgers broke in 9 first-time starters in their season-opener vs. Western Kentucky: senior FB **Alec Ingold**, sophomore TE **Luke Benzschawel**, redshirt freshman DE **Matt Henningsen**, redshirt freshman DE **Kayden Lyles**, senior OLB **Andrew Van Ginkel**, junior OLB **Zack Baun**, sophomore CB **Caesar Williams**, redshirt freshman CB **Faion Hicks** and redshirt freshman S **Scott Nelson**.
- Henningsen is the first freshman walk-on to start a season-opener on offense or defense at Wisconsin since at least 1990.
- A total of 18 players made their Badgers debuts vs. Western Kentucky: OL **Tyler Beach**, S **Travian Blaylock**, OL **Logan Bruss**, CB **Donte Burton**, WR **Aron Cruickshank**, TE **Joe Ferguson**, OLB **Izayah Green-May**, CB **Deron Harrell**, CB **Faion Hicks**, DE **Matt Henningsen**, DE **Kayden Lyles**, WR **Taj Mustapha**, S **Scott Nelson**, NT **Gunnar Roberge**, OL **Josh Seltzner**, FB **Mason Stokke**, DE **Aaron Vopal** and NT **Bryson Williams**.
- Of the Badgers seeing their first action, 5 were true freshmen (Blaylock, Burton, Cruickshank, Mustapha and Williams).

POLL POSITION

- Wisconsin has been ranked among the top 10 in each of the last 24 Associated Press Top 25 polls (dating back to Oct. 30, 2016), marking the longest streak of top-10 rankings in school history.
- In beginning the season at No. 4 in the AP poll, UW has matched its highest-ever pre-season ranking (also 2000).
- The Badgers were rated as high as No. 3 last season (the week of Nov. 26), their highest ranking in the AP Top 25 since being ranked 2nd over the course of 2 polls from Oct. 14-27, 1963.
- Wisconsin finished 2017 ranked No. 7 in the final AP poll, its second-consecutive top-10 finish in the ratings.

LEAGUE LEADER

- The Badgers secured the outright Big Ten West Division championship last season — their 3rd in the first 4 years of the league's current divisional alignment.
- UW set a school record with 9 Big Ten wins in 2017. The Badgers previously claimed 7

conference wins in 2016, 2014, 2010, 2006, 1999-1998.

- At 9-0, the Badgers wrapped up their first undefeated conference slate since going 5-0 in Big Ten play in 1912. UW's other unbeaten and untied league records came in 1897 (3-0-0), 1901 (2-0-0) and 1906 (3-0-0).
- The Badgers went 35-7 (.833) in conference play over the past 5 seasons (2013-17). Only Ohio State (39-3, .929) had a better league record over that span.
- The Badgers' 35-7 mark is the fourth-best conference record of any Power Five team during that time frame:

CONFERENCE WIN PCT., 2013-17 (POWER 5)

Team (Conf. Record)	Win Pct.
Ohio State (39-3, Big Ten)	.929
Alabama (36-4, SEC)	.900
Clemson (36-5, ACC)	.878
Wisconsin (35-7, Big Ten)	.833
Oklahoma (37-8, Big 12)	.822

- UW has won 15 straight regular-season Big Ten games, dating back to 2016, the longest conference win streak in school history. The Badgers' previous long runs were 9-game streaks across the 2006 and 2007 seasons and the 2010 and 2011 seasons.
- Sweeping rivals Iowa (Heartland Trophy), Minnesota (Paul Bunyan's Axe) and Nebraska (Freedom Trophy) for the second consecutive season, Wisconsin has won 17 of its last 18 trophy games, dating back to 2010.

CHRYST CALLS THE SHOTS

- With records of 10-3, 11-3 and 13-1 in his first 3 seasons at the helm of his alma mater, **Paul Chryst** joins Michigan's Fielding Yost (1901-03) and Ohio State's Urban Meyer (2012-14) as the only coaches in league history to win 10-plus games in each of their first 3 seasons.
- Chryst has led Wisconsin to bowl wins in each of the last 3 seasons, making him 1 of just 3 Power Five coaches in the country to do so (joining Alabama's Nick Saban and Utah's Kyle Whittingham).
- Named Big Ten Coach of the Year in back-to-back seasons, Chryst owns a mark of 22-4 (.846) in conference play and has led the Badgers to consecutive West Division titles.
- Chryst's 21-4 start to league play made him and Ohio State's Urban Meyer (25-0) the only coaches since 1996 to win at least 20 of their first 25 Big Ten games:

BIG TEN RECORD THRU 25 GMS (1996-PRES.)

Coach (School), Years	Conf. Record
Urban Meyer (OSU), 2012-15	25-0 (1.000)
Paul Chryst (WIS), 2015-17	21-4 (.840)
Jim Tressel (OSU), 2001-04	19-6 (.760)
Bo Pelini (NEB), 2011-14	18-7 (.720)
Joe Tiller (PUR), 1997-00	17-8 (.680)

- Wisconsin had won 10 or more games in a season just 3 times before Chryst joined the Badgers' coaching staff as offensive coordinator in 2005. In his 10 seasons on staff since, the Badgers posted double-digit win totals 8 times — while building an overall record of 105-29 (.784).

SITUATIONAL RECORDS

	2018	Under Chryst
vs. Top 25 opponents (AP/Coaches)	--	7-6
vs. Top-10 opponents (AP/Coaches)	--	3-5
UW scores first	1-0	25-3
Opponent scores first	--	10-4
UW leads after 1st quarter	1-0	22-3
Opponent leads after 1st quarter	--	7-3
UW leads at halftime	1-0	30-2
Opponent leads at halftime	--	3-5
UW leads after 3rd quarter	1-0	32-2
Opponent leads after 3rd quarter	--	3-4

WISCONSIN OFFENSE

SCORING: 20+ points	1-0	32-3
SCORING: 30+ points	1-0	20-1
TOTAL OFFENSE: 400+ yards	1-0	23-2
TOTAL OFFENSE: 500+ yards	--	3-0
RUSHING: 200+ yards	1-0	18-2
RUSHING: 300+ yards	--	4-0
RUSHING ATT: 40 or more	--	26-2
PASSING: 200+ yards	1-0	17-3
PASSING: 300+ yards	--	2-0
PASSING ATT: 25 or more	1-0	15-6
1ST DOWNS: at least 20	1-0	23-3
3RD DOWN: convert at least 40%	1-0	25-3
TURNOVERS: two or less	1-0	30-4
AVG. FIELD POSITION: 30 or better	--	24-2

WISCONSIN DEFENSE

SCORING: allow 15 points or less	1-0	22-3
SCORING: allow 20 points or less	1-0	29-3
TOTAL OFFENSE: allow 300 yards or less	--	24-2
RUSHING: allow 150 yards or less	1-0	32-4
RUSHING: allow 100 yards or less	--	23-1
PASSING: allow 150 yards or less	--	11-2
PASSING: allow 100 yards or less	--	3-2
1ST DOWNS: allow 15 or less	1-0	20-2
3RD DOWN: opp. convert 33% or less	1-0	26-3
TURNOVERS: opponent has two or more	1-0	22-3
AVG. FIELD POSITION: 30 or worse	1-0	27-4
AVG. FIELD POSITION: 20 or worse	--	4-0

TEAM COMPARISON

RUSHING YARDS: UW has more	1-0	33-2
PASSING YARDS: UW has more	1-0	19-2
TURNOVERS: UW has fewer	1-0	20-2
TIME OF POSSESSION: advantage	1-0	31-4
FIRST DOWNS: UW has more	1-0	30-3
AVG. FIELD POSITION: UW advantage	--	26-2
PENALTIES: UW has fewer	--	17-3
SPECIAL TEAMS SCORE: UW scores	--	2-0

WISCONSIN INDIVIDUALS

RUSHING: 100-yard rusher	1-0	23-2
PASSING: 200-yard passer	1-0	15-5
RECEIVING: 100-yard receiver	--	7-0
RUSH/PASS: 100-yd rusher/200-yd passer	1-0	9-1

- Overall, the Badgers are 113-35 (.764) with Chryst as a member of the UW coaching staff, including stints as tight ends coach (2002), offensive coordinator (2005-11) and head coach (2015-present).
- Chryst developed a reputation for building highly-efficient offenses during his time as the Badgers' offensive coordinator from 2006-11. Over his last two seasons (2010-11), the Badgers averaged 42.9 points per game, third among Power Five teams over that time frame — only Oregon (46.5 ppg) and Oklahoma State (46.5) averaged more.

FAMILIAR FACES

- The Badgers are the only FBS program to have alumni as head coach (**Paul Chryst**), offensive coordinator (**Joe Rudolph**) and defensive coordinator (**Jim Leonhard**).
- In head coach **Paul Chryst** and assistant coaches **Jim Leonhard**, **Joe Rudolph**, **Jon Budmayr** and **Mickey Turner**, UW has 5 alums among its 11 full-time coaches. Kansas State (7) is the only Power Five program with more alumni on its coaching staff.
- In all, Wisconsin's football staff includes 11 UW alums: Chryst, Leonhard, Rudolph, Budmayr, Turner; graduate assistants **Bobby Dunn** and **Kevin Claxton**; quality control coordinator **Taylor Mehlhaff**; strength and conditioning coaches **Ross Kolodziej** and **Kyle Costigan**; and director of football operations **TJ Ingels**.
- Chryst and first-year Kent State coach Sean Lewis (who played tight end under Chryst at UW) are the 2 Badgers alumni currently working as FBS head coaches.
- In all, 9 current FBS coaches either played or coached at Wisconsin: Chris Ash (Rutgers), Craig Bohl (Wyoming), Paul Chryst (Wisconsin), Dave Doeren (NC State), Lance Leipold (Buffalo), Sean Lewis (Kent State), Jay Norvell (Nevada), Lovie Smith (Illinois) and Justin Wilcox (Cal).

LEONHARD LEADS THE D

- Jim Leonhard** is in his second season as Wisconsin's defensive coordinator — and third season in coaching overall — in 2018.
- Leonhard, a 3-time All-American who played safety for UW from 2001-04, joined the staff as defensive backs coach in 2016 following a 10-year playing career in the NFL.
- The Badgers finished Leonhard's first season as defensive coordinator in 2017 ranked No. 2 nationally in total defense (262.1 ypg), No. 3 in scoring defense (13.9 ppg), No. 3 in rushing defense (98.4 ypg) and No. 1 in pass efficiency defense (96.4).
- For his efforts in 2017, Leonhard was named a finalist for the Broyles Award, presented to the nation's top assistant coach.

FLAT-OUT FREAKY

- A trio of Badgers earned spots on this year's edition of the "Freaks List" compiled annually by Bruce Feldman of FOX Sports and The Athletic, a countdown of the 100 most physically gifted athletes in college football.

Here's where the Badgers stacked up and what Feldman had to say about each:

#4 — Olive Sagapolu, NT

A one-time member of the cheerleading squad at Southern California prep school Mater Dei, he can still can do backflips and midair splits. Sagapolu weighs almost 350 pounds and puts up jaw-dropping workout numbers. He broad jumped 9-8½ this off-season, which is better than any D-lineman within 50 pounds of him at this year's NFL combine. He also ran a 1.78 10-yard split and vertical jumped 29 inches.

#24 — Jonathan Taylor, RB

Taylor is a punishing runner, but most don't realize just how explosive he is. This off-season, he owned the fastest 10-yard time on the team at 1.44 seconds. In comparison, Saquon Barkley posted a 1.54 10-yard split at the NFL combine this year. Sony Michel did a 1.56. Alvin Kamara, the NFL Offensive Rookie of the Year, timed a 1.54 last year in Indianapolis. Taylor also broad jumped 10-9 and vertical jumped 37 inches.

#38 — D'Cota Dixon, SS

Pound-for-pound the strongest guy on the team, the 200-pound senior, a first-team All-Big Ten player last year, ranks in the Badgers' top five in nearly every sprint/jump/agility measurement. Dixon power cleans 330 pounds, squats 515 and benches 390. He has clocked a pro agility of 4.02 seconds, broad jumps 10-5 and has a 36-inch vertical. This fall, Dixon will be the only returning starter from a secondary that helped UW rank No. 1 in pass efficiency defense.

PIPELINE TO THE PROS

- Wisconsin boasts 30 players on NFL rosters for the opening week of the season:

BADGERS IN THE NFL (30)

Player	at UW	Pos.	NFL Team
Beau Allen	2010-13	DL	Tampa Bay
Vince Biegel (PS)	2012-16	OLB	New Orleans
Jack Cichy	2013-17	ILB	Tampa Bay
Corey Clement	2013-16	RB	Philadelphia
Marcus Cromartie (IR)	2011-12	DB	Detroit
Garret Dooley (PS)	2013-17	OLB	Minnesota
Alex Erickson	2012-15	WR	Cincinnati
Travis Frederick	2009-12	OL	Dallas
Troy Fumagalli (IR)	2013-17	TE	Denver
Melvin Gordon	2011-14	RB	L.A. Chargers
Ryan Groy	2010-13	OL	Buffalo
Rob Havenstein	2010-14	OL	L.A. Rams
Leon Jacobs	2013-17	OLB	Jacksonville
Natrell Jamerson	2013-17	S	Houston
Alec James (PS)	2013-17	DE	Arizona
Lance Kendricks	2008-10	TE	Green Bay
Chris Maragos (PUP)	2008-09	DB	Philadelphia
Tyler Marz (PS)	2011-15	OL	Tennessee
Tanner McEvoy	2013-15	WR	Miami
Nick Nelson	2016-17	CB	Oakland
Ryan Ramczyk	2015-16	OL	New Orleans
Joe Schobert	2012-15	OLB	Cleveland
Dez Southward (PS)	2010-13	DB	Carolina
Rick Wagner	2009-12	OL	Detroit
Derek Watt	2011-15	FB	L.A. Chargers
J.J. Watt	2009-10	DE	Houston
T.J. Watt	2013-16	OLB	Pittsburgh
James White	2010-13	RB	New England
Russell Wilson	2011	QB	Seattle
Kevin Zeitler	2009-11	OL	Cleveland

PRESEASON HONORS

BEAU BENZSCHAWEL, SR., G

- 1st-team All-America (AP, ESPN, SI, The Athletic)
- 2nd-team All-America (Athlon, CBS Sports, Sporting News)
- Outland Trophy watch list

TYLER BIADASZ, SO., C

- Outland Trophy watch list

RYAN CONNELLY, SR., ILB

- Butkus Award watch list

MICHAEL DEITER, SR., G

- 1st-team All-America (ESPN)
- 2nd-team All-America (AP, Sports Illustrated, The Athletic)
- Third-team All-America (Athlon)
- Outland Trophy watch list

D'COTA DIXON, SR., S

- 2nd-team All-America (Athlon, CBS Sports)
- Bednarik Award watch list
- Nagurski Trophy watch list
- Wuerffel Trophy watch list
- Allstate AFCA Good Works Team nominee

DAVID EDWARDS, JR., T

- 1st-team All-America (Athlon, CBS Sports)
- 2nd-team All-America (AP, Sporting News, SI)
- Outland Trophy watch list

T.J. EDWARDS, SR., ILB

- 1st-team All-America (AP, ESPN, SN, The Athletic)
- 2nd-team All-America (Athlon, CBS Sports, SI)
- Bednarik Award watch list
- Butkus Award watch list
- Nagurski Trophy watch list
- Lott IMPACT Trophy watch list

RAFAEL GAGLIANONE, SR., K

- Fourth-team All-America (Athlon)
- Lou Groza Award watch list

ALEX HORNIBROOK, JR., QB

- Davey O'Brien Award watch list
- Manning Award watch list
- Johnny Unitas Golden Arm Award watch list

ANTHONY LOTTI, JR., P

- Ray Guy Award watch list

ZANDER NEUVILLE, SR., TE

- John Mackey Award watch list

KYLE PENNISTON, JR., TE

- John Mackey Award watch list

OLIVE SAGAPOLU, SR., NT

- Nagurski Trophy watch list
- Outland Trophy watch list

JONATHAN TAYLOR, FR., RB

- 1st-team All-America (AP, Athlon, CBS Sports, ESPN, Sporting News, Sports Illustrated, The Athletic)
- First-team All-Big Ten (ESPN)
- Maxwell Award watch list
- Doak Walker Award watch list

ANDREW VAN GINKEL, SR., OLB

- Butkus Award watch list

- UW saw 5 players selected in the 2018 NFL Draft — CB **Nick Nelson** (4th round, Oakland), TE **Troy Fumagalli** (5th round, Denver), CB **Natrell Jamerson** (5th round, New Orleans), ILB **Jack Cichy** (6th round, Tampa Bay) and OLB **Leon Jacobs** (7th round, Jacksonville) — giving the Badgers a total of 31 draft picks over the last 8 years.
- Over those last 8 years, Wisconsin has produced 7 first-round draft picks: **J.J. Watt** and **Gabe Carimi** in 2011, **Kevin Zeitler** in 2012, **Travis Frederick** in 2013, **Melvin Gordon** in 2015 and **T.J. Watt** and **Ryan Ramczyk** in 2017.
- **Rick Wagner** and **Rob Havenstein** are 2 of the 3 highest-paid right tackles in the NFL, **Kevin Zeitler** is the highest-paid guard and **Travis Frederick** is the highest-paid center. Recently-retired Browns left tackle **Joe Thomas** was named to the Pro Bowl in each of his first 10 seasons.
- At least 1 Wisconsin product has won a championship in each of the last 5 Super Bowls, with DL **Beau Allen**, RB **Corey Clement** and S **Chris Maragos** most recently earning rings as part of the Philadelphia Eagles' Super Bowl LII title.

WALK-ON WAY

- Wisconsin is known for its walk-on program, which has produced numerous team captains and even NFL players.
- A total of 7 players on UW's current roster began their careers as walk-ons and later earned a scholarship:

SCHOLARSHIPS EARNED BY WALK-ONS

Name	Walked On	Scholarship
ILB Ryan Connelly	2014	2015
TE Zander Neuville	2014	2015
K P.J. Rosowski	2014	2017
S Evan Bondoc	2014	2017
OL Jason Erdmann	2015	2018
OLB Tyler Johnson	2015	2018
RB Garrett Groshek	2016	2018

- Since 1990, the Badgers have had 96 walk-ons go on to earn scholarships.
- Since 1990, a total of 22 players that started their UW careers as walk-ons have gone on to make NFL rosters, including 3-time NFL Defensive Player of the Year **J.J. Watt**, 2018 Pro Bowl pick **Joe Schobert** (Cleveland) and 2018 NFL Draft picks **Jack Cichy** (Tampa Bay) and **Troy Fumagalli** (Denver).
- There are 6 former Badgers walk-ons who made NFL active rosters for opening day: LB **Jack Cichy** (Tampa Bay), WR **Alex Erickson** (Cincinnati), OL **Ryan Ramczyk** (New Orleans), LB **Joe Schobert** (Cleveland), OL **Rick Wagner** (Detroit) and DE **J.J. Watt** (Houston).

LOOKING BACK ON 2017

- Wisconsin won a school-record 13 games, its fourth consecutive season with double-digit victories. Alabama, Clemson and Ohio State are the only other teams that can make that claim.

- The Badgers finished at No. 7 in the AP Top 25, their second straight top-10 finish in the AP poll.
- In downing Miami in the Orange Bowl, UW won its 4th consecutive bowl game. That matches Georgia, Louisiana Tech and Utah for the nation's longest active streak. The Badgers have won back-to-back New Year's Six games after also winning the Cotton Bowl following the 2016 season.
- Wisconsin won its 3rd Big Ten West Division title in the 4-year history of the league's current divisional setup. The Badgers have appeared in 5 of the first 7 Big Ten Championship Games.
- Going 9-0 in Big Ten play, the Badgers set a school record for conference wins in a season, besting their previous mark of 7, and completed their first undefeated conference slate since going 5-0 in 1912.
- Wisconsin swept rivals Iowa (Heartland Trophy), Minnesota (Paul Bunyan's Axe) and Nebraska (Freedom Trophy) for the 2nd-straight year, giving the Badgers wins in 17 of their last 18 trophy games.
- UW's seniors finished as the winningest class in school history with 45 wins from 2014-17, the most in a 4-year span in school history. Their 45-10 record included a 29-5 mark in Big Ten play and 11-1 record in rivalry games.
- Third-year head coach Paul Chryst was named Big Ten Coach of the Year for the 2nd consecutive season, sweeping both the awards voted on by a media panel and the league's coaches.
- UW saw a school-record 7 players named All-America, led by first-teamers Beau Benzschawel, David Edwards and T.J. Edwards. Michael Deiter, Troy Fumagalli, Nick Nelson and Jonathan Taylor earned second-team All-America accolades.
- T.J. Edwards finished runner-up for the Butkus Award, presented to the nation's best linebacker. Troy Fumagalli (Mackey, Burlsworth) and Jonathan Taylor (Doak Walker) also were finalists for national awards.
- In addition to being a Doak Walker finalist, Taylor finished sixth in voting for the Heisman Trophy. He broke Adrian Peterson's FBS freshman record by rushing for 1,977 yards and matched the FBS mark for fewest games needed to reach 1,000 yards (7).
- Senior OLB Leon Jacobs and senior S Joe Ferguson finished their careers having played in more games than any players in FBS history. Jacobs appeared in a record 59 games, with Ferguson playing in 58 contests, the second-most by any player.
- Wisconsin finished No. 2 nationally in total defense (262.1 ypg), No. 3 in scoring defense (13.9 ppg), No. 3 in rushing defense (98.4 ypg) and No. 1 in pass efficiency defense (96.4).



HEAD COACH PAUL CHRYST

2016 & 2017 BIG TEN COACH OF THE YEAR

Wisconsin football continues to thrive under Paul Chryst's leadership. A back-to-back Big Ten Coach of the Year selection, Chryst has become one of just three mentors in league history to post double-digit win totals in each of his first three seasons as head coach, joining Michigan legend Fielding Yost and current Ohio State coach Urban Meyer. He also has piloted UW to a pair of Big Ten West Division crowns and berths in the Big Ten Football Championship Game.

In his first season as head coach at his alma mater, Chryst led Wisconsin to a 10-3 record in 2015 — a run that concluded with a victory over USC in the Holiday Bowl. For an encore, he directed the Badgers to an 11-3 finish in 2016, including a win in the Cotton Bowl and the Big Ten West Division championship.

Chryst was named 2016 Hayes-Schembechler Big Ten Coach of the Year by a vote of his league peers and — for leading UW to an 11-win season against a schedule that included six matchups with top 10-ranked teams — was a national finalist for both The Dodd Trophy and Paul "Bear" Bryan Coach of the Year awards.

He swept the league's top coaching honors in 2017 after leading the Badgers to another West Division crown, a 12-0 regular season and a No. 3 ranking — the program's highest in the AP poll since 1963. In addition to repeating as Hayes-Schembechler Coach of the Year, Chryst was named Dave McClain Big Ten Coach of the Year by a vote of league media.

Through three seasons under Chryst, the Badgers have produced 10 All-Americans, including six first-team All-America selections. Wisconsin had a school-record seven All-America honorees in 2017 alone. A total of 13 players have earned first-team All-Big Ten laurels under Chryst's watch.

Including his time as head coach and a stint as the Badgers' offensive coordinator, he has overseen some of the nation's best units on both sides of the ball.

Across his first three seasons as head coach, Wisconsin boasted one of the nation's truly elite defenses. The Badgers allowed just 14.4 points per game over those three seasons, a mark that ranked No. 2 nationally over that span and trailed only Alabama's mark of 13.4 points allowed per contest. Over those three years, Wisconsin also ranked No. 3 in total defense (277.5 yards per game), No. 2 in rushing defense (97.6 ypg) and No. 2 in pass efficiency defense (100.2).

During Chryst's seven years as offensive coordinator from 2005-11, Wisconsin averaged 34.1 points and 416.3 yards of total offense per game. Both marks were the best in the Big Ten over that span and powered the Badgers to conference titles in 2010 and 2011, remarkable offensive seasons in which UW averaged 41.5 and 44.1 points per game, respectively. Wisconsin piled up a 70-22 (.761) record with Chryst as its offensive coordinator.

Wisconsin had won 10 or more games in a season just three times before Chryst joined the Badgers' coaching staff as offensive coordinator in 2005. In his 10 seasons on staff since, the Badgers posted double-digit win totals eight times — and had an overall record of 104-29 (.782).

Before returning to UW, Chryst spent the previous three seasons as the head coach at Pittsburgh, where he led the Panthers to three consecutive bowl appearances.

Chryst was a three-time letterwinner at UW, where he earned a degree in political science.

THE CHRYST FILE

■ Career Record (7th Season): 54-26 (.675)

- Record at Wisconsin: 35-7 (4th Season)
- Big Ten Record: 22-4 (4th Season)
- Bowl Record: 4-1 (.800)
- Birthdate: Nov. 17, 1965
- Hometown: Madison, Wis.
- Alma Mater: Wisconsin, 1988 (Political Science)
- Playing Experience: QB/TE (Wisconsin, 1985-87)
- Family: Wife Robin, daughters Katy and JoJo, son Danny

BOWL GAME EXPERIENCE

■ Overall Bowl Game Record: 10-5 (.667)

Year	School	Bowl	Result (Opponent)
2002	WIS	Alamo	W, 31-28 (Colorado)
2003	ORST	Las Vegas	W, 55-14 (New Mexico)
2004	ORST	Insight	W, 38-21 (Notre Dame)
2005	WIS	Capital One	W, 24-10 (Auburn)
2006	WIS	Capital One	W, 17-14 (Arkansas)
2007	WIS	Outback	L, 21-17 (Tennessee)
2008	WIS	Champs Sports	L, 42-13 (Florida State)
2009	WIS	Champs Sports	W, 20-14 (Miami)
2010	WIS	Rose	L, 21-19 (TCU)
2011	WIS	Rose	L, 45-38 (Oregon)
2012	PITT	BBVA Compass	L, 38-17 (Ole Miss)
2013	PITT	Little Caesars	W, 30-27 (Bowling Green)
2015	WIS	Holiday	W, 23-21 (USC)
2016	WIS	Cotton	W, 24-16 (W. Michigan)
2017	WIS	Orange	W, 34-24 (Miami)

CHRYST YEAR-BY-YEAR

Year	Team	Position	Record	Conf.	Bowl Game
1989	West Virginia	Graduate Assistant	8-3-1	--	Gator
1990	West Virginia	Graduate Assistant	4-7	--	
1991	San Antonio (WLAF)	Running Backs, Tight Ends	4-6	--	
1992	San Antonio (WLAF)	Running Backs, Tight Ends	7-3	--	
1993	UW-Platteville	Offensive Coordinator/QBs	3-7	2-5	
1994	Ottawa (CFL)	Quarterbacks	4-14	--	
1995	Illinois State	Offensive Coordinator/QBs	5-6	3-3	
1996	Saskatchewan (CFL)	Offensive Coordinator/QBs	5-13	--	
1997	Oregon State	Offensive Coordinator/QBs	3-8	0-8	
1998	Oregon State	Offensive Coordinator/QBs	5-6	2-6	
1999	San Diego (NFL)	Tight Ends	8-8	--	
2000	San Diego (NFL)	Tight Ends	1-15	--	
2001	San Diego (NFL)	Tight Ends	5-11	--	
2002	Wisconsin	Tight Ends	8-6	2-6	Alamo
2003	Oregon State	Offensive Coordinator/QBs	8-5	4-4	Las Vegas
2004	Oregon State	Offensive Coordinator/QBs	7-5	5-3	Insight Bowl
2005	Wisconsin	Co-Offensive Coordinator/TEs	10-3	5-3	Capital One
2006	Wisconsin	Offensive Coordinator/QBs	12-1	7-1	Capital One
2007	Wisconsin	Offensive Coordinator/QBs	9-4	5-3	Outback
2008	Wisconsin	Offensive Coordinator/QBs	7-6	3-5	Champs Sports
2009	Wisconsin	Offensive Coordinator/QBs	10-3	5-3	Champs Sports
2010	Wisconsin	Offensive Coordinator/QBs	11-2	7-1	Rose
2011	Wisconsin	Offensive Coordinator/QBs	11-3	6-2	Rose
2012	Pittsburgh	Head Coach	6-7	3-4	BBVA Compass
2013	Pittsburgh	Head Coach	7-6	3-5	Little Caesars
2014	Pittsburgh	Head Coach	6-6	4-4	Armed Forces
2015	Wisconsin	Head Coach	10-3	6-2	Holiday
2016	Wisconsin	Head Coach	11-3	7-2	Cotton
2017	Wisconsin	Head Coach	13-1	9-0	Orange
2018	Wisconsin	Head Coach	1-0	0-0	--

Wisconsin Totals (4th Season)

Head Coaching Totals (7th Season)

35-7

22-4

3 Bowl Games

54-26

32-17

6 Bowl Games



CAMP RANDALL QUICK FACTS

- **Built:** 1917
- **Original cost:** \$32,100
- **Original capacity:** 10,000
- **Current capacity:** 80,321
- **Wisconsin football record:** 357-194-23 (.642)
- **First game:** Oct. 6, 1917 (Wisconsin 34, Beloit 0)
- **Dedication game:** Nov. 3, 1917 (Wisconsin 10, Minnesota 7)
- **First televised game:** Oct. 9, 1954 (No. 3 Wisconsin 13, No. 11 Rice 7)
- **First night game:** Oct. 4, 1986 (No. 4 Michigan 43, Wisconsin 17)
- **Largest attendance:** 83,184 (vs. Iowa, Nov. 12, 2005)

19

A total of 19 Heisman Trophy winners have played in Camp Randall Stadium, including two Badgers: Alan Ameche and Ron Dayne.

26

Wisconsin defeated Marquette 26 times at Camp Randall Stadium, the most wins for UW at Camp Randall against a single opponent.

7

There have been seven major concerts at Camp Randall Stadium (Pink Floyd – 1988 and 1994; U2 – 1992 and 1997; Genesis – 1992; The Rolling Stones – 1994 and 1997).

CAMP RANDALL STADIUM

One of college football's finest facilities, Camp Randall Stadium just keeps getting better and better with age. Originally opened in 1917, the venerable venue celebrated its centennial in 2017. What now stands as the oldest stadium in the Big Ten, Camp Randall was originally used as a Civil War training site. This hallowed ground has seen many upgrades since officially becoming the home of the Badgers in 1895.

During the Civil War, nearly 70,000 soldiers trained at Camp Randall, which also included a hospital and a prison for Confederate soldiers on its grounds. Named for Alexander Randall, the state of Wisconsin's first wartime governor, the Camp Randall land was returned to state fair property after peace was restored nationally. The fair later moved to Milwaukee, and Wisconsin's Civil War veterans urged the legislature to purchase the land. In 1893, the state presented the site to the university as a memorial athletic field.

Since then, Camp Randall Stadium has grown from a small venue with wooden bleachers to one of the largest stadiums in the Big Ten with a capacity of 80,321.

- One of the nation's most historic college football venues, Camp Randall Stadium also happens to be one of the intimidating for opposing teams, and Wisconsin has made the most of the home-field advantage that the raucous atmosphere provides.
- Though it has only been a tradition at Camp Randall Stadium since 1998, "Jump Around" is now a defining part of UW game day. Between the third and fourth quarters, "Jump Around" by House of Pain is played and the 80,000-plus fans delight in doing as the tune instructs. "Jump Around" was crowned the winner of *Sports Illustrated's* "Greatest College Football Traditions" bracket in 2012 and was named the nation's best tradition in votes contested by SiriusXM College Sports Nation in 2014 and 2015.
- Since the start of the 2004 season, the Badgers have compiled a 86-10 record (.896) at Camp Randall Stadium, the second-highest winning percentage among Power Five programs. Only Ohio State (90-10, .900) has won a higher percentage of its home games. Oklahoma (76-9, .895) ranks third.
- Opened in 1917, Camp Randall is the fourth-oldest stadium in the FBS. The only older on-campus facilities are: Georgia Tech (1913), Mississippi State (1914) and Cincinnati (1916).
- The Camp Randall grounds were used as a Civil War training site. It also held Confederate soldiers, many of whom died and were laid to rest on the west side of Madison. The area known as "soldiers rest" is the northernmost Confederate cemetery in the United States.
- Camp Randall Stadium served as a living quarters for students and military personnel during the 1940s. Dormitories were built underneath the east side stands. Approximately 150 men lived there.

OLDEST STADIUMS

■ Camp Randall is among the oldest facilities in the FBS:

1. Georgia Tech	1913
2. Mississippi State	1914
3. Cincinnati	1916
4. Wisconsin	1917
5. Oklahoma State	1920

CAPACITIES

■ Camp Randall seating capacities through the years:

▪ 1917	10,000
▪ 1921	14,000
▪ 1925	29,783
▪ 1926	38,293
▪ 1932	32,700
▪ 1937	36,000
▪ 1940	45,000
▪ 1951	51,000
▪ 1955	52,788
▪ 1958	63,435
▪ 1966	77,280
▪ 1986	77,280
▪ 1987	76,293
▪ 1991	77,745
▪ 1998	76,129
▪ 2001	76,634
▪ 2005	80,321

RECORD BOOK WATCH

SCHOOL RECORDS – CAREER

RUSHING YARDS

1.	Ron Dayne, 1996-99	7,125
--		
10.	John Clay, 2008-10	3,413
--		
14.	Rufus Ferguson, 1970-72	2,814
15.	Jonathan Taylor, 2017-present	2,122

RUSHING AVERAGE (MIN. 300 ATT.)

1.	Melvin Gordon, 2011-14	7.79
2.	Jonathan Taylor, 2017-present	6.69
2.	James White, 2010-13	6.24
3.	Ron Dayne, 1996-99	5.84
4.	Montee Ball, 2009-12	5.56
5.	Terrell Fletcher, 1991-94	5.56

PASSING YARDS

1.	Darrell Bevell, 1992-95	7,686
--		
5.	Scott Tolzien, 2008-10	5,271
6.	Randy Wright, 1981-83	5,003
7.	Mike Samuel, 1995-98	4,989
8.	Jim Sorgi, 2000-03	4,498
9.	Alex Hornibrook, 2016-present	4,163

PASS COMPLETIONS

1.	Darrell Bevell, 1992-95	646
--		
5.	Scott Tolzien, 2008-10	410
6.	Mike Samuel, 1995-97	390
7.	Randy Wright, 1981-83	377
8.	Tony Lowery, 1987-88, 1990-91	355
9.	Alex Hornibrook, 2016-present	321

COMPLETION PERCENTAGE (MIN. 300 ATT.)

1.	Russell Wilson, 2011	.728
2.	Scott Tolzien, 2008-10	.681
3.	Darrell Bevell, 1992-95	.614
4.	Alex Hornibrook, 2016-present	.608
5.	Joel Stave, 2012-15	.595

TOUCHDOWN PASSES

1.	Darrell Bevell, 1992-95	59
2.	Joel Stave, 2012-15	48
3.	John Stocco, 2003-06	47
4.	Randy Wright, 1981-83	38
	Brooks Bollinger, 1999-2002	38
6.	Alex Hornibrook, 2016-present	36

PASSING EFFICIENCY (MIN. 300 ATT.)

1.	Russell Wilson, 2011	191.8
2.	Scott Tolzien, 2008-10	153.2
3.	Jim Sorgi, 2000-03	141.2
	Alex Hornibrook, 2016-present	141.2
5.	John Stocco, 2003-06	134.1

WINS AS STARTING QUARTERBACK

1.	Joel Stave, 2012-15 (41 starts)	31
2.	Brooks Bollinger, 1999-2002 (42)	30
3.	John Stocco, 2004-06 (36)	29
4.	Mike Samuel, 1996-98 (38)	27
5.	Darrell Bevell, 1992-95 (43)	26
6.	Scott Tolzien, 2009-10 (26)	21
	Alex Hornibrook, 2016-present (24)	21

QUARTERBACK WINNING PCT. (MIN. 15 STARTS)

1.	Alex Hornibrook, 2016-present	.875 (21-3)
2.	Scott Tolzien, 2009-10	.808 (21-5)
3.	John Stocco, 2004-06	.806 (29-7)
4.	Joel Stave, 2012-15	.756 (31-10)
5.	Tyler Donovan, 2006-07	.733 (11-4)

POINTS

1.	Montee Ball, 2009-12	500
2.	Ron Dayne, 1996-99	426
3.	Philip Welch, 2008-11	384
4.	Rafael Gaglianone, 2014-present	358
5.	Taylor Mehlhaff, 2004-07	295

FIELD GOALS

1.	Todd Gregoire, 1984-87	65
2.	Rafael Gaglianone, 2014-present	62
3.	Philip Welch, 2008-11	59
4.	Rich Thompson, 1988-92	50
	Taylor Mehlhaff, 2004-07	50

FIELD GOALS ATTEMPTED

1.	Todd Gregoire, 1984-87	85
2.	Rich Thompson, 1988-92	79
3.	Rafael Gaglianone, 2014-present	77
4.	Philip Welch, 2008-11	76
5.	Taylor Mehlhaff, 2004-07	65

FIELD GOAL PERCENTAGE

1.	Matt Davenport, 33-38, 1996-98	.868
2.	Rafael Gaglianone, 62-77, 2014-present	.805
3.	Philip Welch, 59-76, 2008-11	.776
4.	Taylor Mehlhaff, 50-65, 2004-07	.769
5.	Todd Gregoire, 65-85, 1984-87	.765

EXTRA POINTS

1.	Philip Welch, 2008-11	207
2.	Rafael Gaglianone, 2014-present	172
3.	Taylor Mehlhaff, 2004-07	145

EXTRA POINT PERCENTAGE

1.	Rafael Gaglianone, 172-174, 2014-present	.989
2.	Philip Welch, 207-211, 2008-11	.981
3.	Taylor Mehlhaff, 145-148, 2004-07	.980

LAST TIME IT HAPPENED

INDIVIDUAL

■ 40 Rushing Attempts

Wisconsin: 43, Brian Calhoun vs. Bowling Green (Sept. 4, 2005)
Opponent: 43, Laurence Maroney, Minnesota (Oct. 15, 2005)

■ 50 Rushing Attempts

Wisconsin: 50, Ron Dayne vs. Minnesota (Nov. 9, 1996)
Opponent: Under research

■ 100 Yards Rushing

Wisconsin: 145, vs. W. Kentucky (Aug. 31, 2018)
Opponent: 174, J.K. Dobbins, Ohio State (Dec. 2, 2017)

■ 200 Yards Rushing

Wisconsin: 219, Jonathan Taylor vs. Purdue (Oct. 14, 2017)
Opponent: 220, Ezekiel Elliott, Ohio State (Dec. 6, 2014)

■ 300 Yards Rushing

Wisconsin: 408, Melvin Gordon vs. Nebraska (Nov. 15, 2014)
Opponent: 377, Anthony Thompson, Indiana (Nov. 11, 1989)

■ 400 Yards Rushing

Wisconsin: 408, Melvin Gordon vs. Nebraska (Nov. 15, 2014)
Opponent: Has not happened

■ Two 100-Yard Rushers

Wisconsin: 223, Jonathan Taylor and 101, Chris James vs. Florida Atlantic (Sept. 9, 2017)
Opponent: 159, LaMichael James and 155, De'Anthony Thomas, Oregon (Jan. 2, 2012)

■ Three 100-Yard Rushers

Wisconsin: 253, Melvin Gordon; 158, Tanner McEvoy and 111, Corey Clement vs. Bowling Green (Sept. 20, 2014)
Opponent: Has not happened

■ Two 200-Yard Rushers

Wisconsin: 216, Melvin Gordon and 202, Montee Ball vs. Nebraska (Dec. 1, 2012)
Opponent: Has not happened

■ Quarterback Rushed for 100 Yards

Wisconsin: 158, Tanner McEvoy vs. Bowling Green (Sept. 20, 2014)
Opponent: 140, Taylor Martinez, Nebraska (Dec. 1, 2012)

■ Two Rushing TDs

Wisconsin: 2, Jonathan Taylor vs. W. Kentucky (Aug. 31, 2018)
Opponent: 2, J.T. Barrett, Ohio State (Oct. 15, 2016)

■ Three Rushing TDs

Wisconsin: 3, Jonathan Taylor vs. Florida Atlantic (Sept. 9, 2017)
Opponent: 3, Derrick Henry, Alabama (Sept. 5, 2015)

■ Four Rushing TDs

Wisconsin: 4, Melvin Gordon vs. Nebraska (Nov. 15, 2014)
Opponent: 4, Marion Grice, Arizona State (Sept. 14, 2013)

■ Five Rushing TDs

Wisconsin: 5, Melvin Gordon vs. Bowling Green (Sept. 20, 2014)
Opponent: 6, Levron Williams, Indiana (Oct. 6, 2001)

■ Six Rushing TDs

Wisconsin: Has not happened
Opponent: 6, Levron Williams, Indiana (Oct. 6, 2001)

■ 300 Yards Passing

Wisconsin: 322, Joel Stave, Purdue (Oct. 17, 2015)
Opponent: 384, Trace McSorley, Penn State (Dec. 3, 2016)

■ 400 Yards Passing

Wisconsin: 423, Darrell Bevell at Minnesota (Oct. 23, 1993)
Opponent: 403, Colt Brennan, Hawaii (Nov. 25, 2005)

■ Three Touchdown Passes

Wisconsin: 4, Alex Hornibrook vs. Miami (Dec. 30, 2017)
Opponent: 4, Trace McSorley, Penn State (Dec. 3, 2016)

■ Four Touchdown Passes

Wisconsin: 4, Alex Hornibrook vs. Miami (Dec. 30, 2017)
Opponent: 4, Trace McSorley, Penn State (Dec. 3, 2016)

■ Five Touchdown Passes

Wisconsin: 5, Jim Sorgi vs. Michigan State (Nov. 15, 2003)
Opponent: 5, Omar Jacobs, Bowling Green (Sept. 3, 2005)

■ Non-QB Touchdown Pass

Wisconsin: James White (RB) to Sam Arneson vs. Nebraska (Dec. 1, 2012)
Opponent: Bruce Ellington (WR) to Connor Shaw, S. Carolina (Jan. 1, 2014)

■ 10 Pass Receptions

Wisconsin: 10, Alex Erickson at Illinois, Oct. 24, 2015
Opponent: 12, Austin Carr, Northwestern (Nov. 5, 2016)

■ 100 Receiving Yards

Wisconsin: 105, A.J. Taylor vs. Miami (Dec. 30, 2017)
Opponent: 115, Stanley Morgan, Nebraska (Oct. 7, 2017)

■ 200 Receiving Yards

Wisconsin: 207, Jared Abbrederis at Ohio State (Sept. 28, 2013)
Opponent: 206, Charles Rogers, Michigan State (Oct. 27, 2001)

■ Two Touchdown Receptions

Wisconsin: 3, Danny Davis, vs. Miami (Dec. 30, 2017)
Opponent: 2, Saeed Blacknall, Penn State (Dec. 3, 2016)

■ Three Touchdown Receptions

Wisconsin: 3, Danny Davis, vs. Miami (Dec. 30, 2017)
Opponent: 3, Devin Smith, Ohio State (Dec. 6, 2014)

■ Four Touchdown Receptions

Wisconsin: 4, Jonathan Orr at Northwestern (Oct. 8, 2005)
Opponent: Under research

■ Five Touchdown Receptions

Wisconsin: 5, Lee Evans vs. Michigan State (Nov. 15, 2003)
Opponent: Under research

■ Two 100-Yard Receivers

Wisconsin: 119, Jared Abbrederis and 104, Nick Toon vs. Oregon (Jan. 2, 2012)
Opponent: 155, Saeed Blacknall and 118 DaeSean Hamilton, Penn State (Dec. 3, 2016)

■ 100-Yard Rusher & 100-Yard Receiver

Wisconsin: 130 (rush) Jonathan Taylor and 105 (rec.) A.J. Taylor vs. Miami (Dec. 30, 2017)
Opponent: 112 (rush) Devine Ozigbo and 115 (rec.) Stanley Morgan, Nebraska (Oct. 7, 2017)

■ 100-Yard Rusher and Receiver (Same Player)

Wisconsin: 122 (rush) and 128 (rec.), Brian Calhoun at Northwestern (Oct. 8, 2005)
Opponent: Under research

■ Non-blocked Punt Return For TD

Wisconsin: 50 yds., Nick Nelson vs. Michigan (Nov. 18, 2017)
Opponent: 55 yds., JoJo Natson, Akron (Sept. 10, 2016)

■ Blocked Punt Return For TD

Wisconsin: David Gilbert blocked, Aaron Henry returned for TD vs. Purdue (Oct. 31, 2009)
Opponent: Bennie Fowler recovered blocked punt in end zone at Michigan State (Oct. 22, 2011)

■ Kickoff Return For Touchdown

Wisconsin: 98 yds., Natrell Jamerson at Maryland (Nov. 7, 2015)
Opponent: 96 yds., Duane Bennett, Minnesota (Nov. 12, 2011)

■ Interception Return For Touchdown

Wisconsin: 9 yds., Andrew Van Ginkel vs. Ohio State (Dec. 2, 2017)
Opponent: 43 & 52 yds., Josh Jackson, Iowa (Nov. 11, 2017)

■ Fumble Return For Touchdown

Wisconsin: 21 yds., Leon Jacobs vs. Iowa (Nov. 11, 2017)
Opponent: 4 yds., Joey Bosa, Ohio State (Dec. 6, 2014)

■ Blocked Punt

Wisconsin: A.J. Jordan at Rutgers (Nov. 1, 2014)
Opponent: Garrett Hudson, Purdue (Oct. 14, 2017)

■ Blocked PAT Kick

Wisconsin: Konrad Zagzebski, vs. UTEP (Sept. 22, 2012)
Opponent: Jordan Nielsen, Utah State (Sept. 15, 2012)

■ Blocked PAT Kick Returned For 2-Point Defensive Conversion

Wisconsin: Konrad Zagzebski blocked, Devin Smith returned vs. UTEP (Sept. 22, 2012)
Opponent: Under research

■ Blocked Field Goal

Wisconsin: Nick Nelson vs. Ohio State (Dec. 2, 2017)
Opponent: Anthony Brown, Purdue (Oct. 17, 2015)

■ Blocked Field Goal Returned For TD

Wisconsin: Reggie Cribbs blocked, Jim Leonhard returned 86 yds. vs. UNLV (Sept. 11, 2004)
Opponent: Under research

■ Converted Two-Point PAT

Wisconsin: Alex Hornibrook pass to Troy Fumagalli, vs. Ohio State (Dec. 2, 2017)
Opponent: Anthony Jennings pass to Trey Quinn, LSU (Aug. 30, 2014)

■ Safety

Wisconsin: D. Dixon sack of C. Thorson, vs. Northwestern (Sept. 30, 2017)
Opponent: Team safety, Michigan State (Oct. 22, 2011)

TEAM

■ Shutout

Wisconsin: 31-0 at Minnesota (Nov. 25, 2017)
Opponent: 0-59 vs. Ohio State (Dec. 6, 2014)

■ Scored 40 points

Wisconsin: Wisconsin 45, Indiana 17 (Nov. 4, 2017)
Opponent: Ohio State 59, Wisconsin 0 (Dec. 6, 2014)

■ Scored 50 Points

Wisconsin: Wisconsin 59, Utah State 10 (Sept. 1, 2017)
Opponent: Ohio State 59, Wisconsin 0 (Dec. 6, 2014)

■ Scored 60 Points

Wisconsin: Wisconsin 68, Bowling Green 17 (Sept. 20, 2014)
Opponent: Indiana 63, UW 32 (Oct. 6, 2001)

■ Scored 70 Points

Wisconsin: Wisconsin 70, Nebraska 31 (Dec. 1, 2012)
Opponent: Has not happened

■ Scored 80 Points

Wisconsin: Wisconsin 83, Indiana 20 (Nov. 13, 2010)
Opponent: Has not happened

■ Rushed for 200 Yards

Wisconsin: 234, vs. Western Kentucky (Aug. 31, 2018)
Opponent: 238, Ohio State (Dec. 2, 2017)

■ Rushed for 300 Yards

Wisconsin: 353, at Nebraska (Oct. 7, 2017)
Opponent: 345, Oregon (Jan. 2, 2012)

■ Rushed for 400 Yards

Wisconsin: 400, vs. Auburn (Jan. 1, 2015)
Opponent: 411, Minnesota (Oct. 15, 2005)

■ Rushed for 500 Yards

Wisconsin: 581, vs. Nebraska (Nov. 15, 2014)
Opponent: Has not happened

■ Negative Rushing Yardage

Wisconsin: -26, vs. Northwestern (Nov. 21, 2015)
Opponent: -3, Miami (Ohio) (Sept. 12, 2015)

■ Rushed for Fewer Than 50 Yards

Wisconsin: -26, vs. Northwestern (Nov. 21, 2015)
Opponent: 25, Iowa (Nov. 11, 2017)

■ Rushed for Fewer Than 100 Yards

Wisconsin: 60, vs. Ohio State (Dec. 2, 2017)
Opponent: 93, Minnesota (Nov. 25, 2017)

■ Six Rushing Touchdowns

Wisconsin: 7, vs. Nebraska (Nov. 15, 2014)
Opponent: 7, Indiana (Oct. 6, 2001)

■ Seven Rushing Touchdowns

Wisconsin: 7, vs. Nebraska (Nov. 15, 2014)
Opponent: 7, Indiana (Oct. 6, 2001)

■ Passed for 200 Yards

Wisconsin: 257, vs. Western Kentucky (Aug. 31, 2018)
Opponent: 203, Miami (Dec. 30, 2017)

■ Passed for 300 Yards

Wisconsin: 322, vs. Purdue (Oct. 17, 2015)
Opponent: 384, Penn State (Dec. 3, 2016)

■ Passed for 400 Yards

Wisconsin: 423, at Minnesota (Oct. 23, 1993)
Opponent: 403, Hawaii (Nov. 25, 2005)

■ Passed for 500 Yards

Wisconsin: Has not happened
Opponent: Has not happened

■ Passed for Fewer Than 100 Yards

Wisconsin: 92, vs. Illinois (Nov. 12, 2016)
Opponent: 40, Minnesota (Nov. 25, 2017)

■ Five Passing Touchdowns

Wisconsin: 5, vs. Michigan State (Nov. 15, 2003)
Opponent: 5, Bowling Green (Sept. 3, 2005)

■ Gained 500 Yards Total Offense

Wisconsin: 564, vs. Florida Atlantic (Sept. 9, 2017)
Opponent: 502, Alabama (Sept. 5, 2015)

■ Gained 600 Yards Total Offense

Wisconsin: 627, vs. Nebraska (Nov. 15, 2014)
Opponent: 621, Oregon (Jan. 2, 2012)

■ Gained 700 Yards Total Offense

Wisconsin: 756, vs. Bowling Green (Sept. 20, 2014)
Opponent: Has not happened

■ 30 First Downs In A Game

Wisconsin: 32, vs. Akron (Sept. 10, 2016)
Opponent: 32, Arizona State (Sept. 14, 2013)

■ Held Under 10 First Downs

Wisconsin: 8, at Michigan (Oct. 1, 2016)
Opponent: 8, Minnesota (Nov. 25, 2017)

WISCONSIN DEPTH CHART

OFFENSE

QB	12	Alex Hornibrook (Jr.)	17	Jack Coan (So.)	
RB	23	Jonathan Taylor (So.)	28	Taiwan Deal (Sr.)	
			37	Garrett Groshek (So.)	
			5	Chris James (Sr.)	
FB	45	Alec Ingold (Jr.)	34	Mason Stokke (So.)	
WR	3	Kendric Pryor (So.)	24	Adam Krumholz (So.)	
WR	4	A.J. Taylor (Jr.)	16	Jack Dunn (So.)	
TE	85	Zander Neuville (Sr.)	49	Kyle Penniston (Jr.)	
LT	67	Jon Dietzen (Jr.)	OR	71	Cole Van Lanen (So.)
LG	63	Michael Deiter (Sr.)	68	David Moorman (Jr.)	
C	61	Tyler Biadasz (So.)	78	Jason Erdmann (Jr.)	
RG	66	Beau Benzschawel (Sr.)	75	Micah Kapoi (Sr.)	
RT	79	David Edwards (Jr.)	60	Logan Bruss (R-Fr.)	

DEFENSE

DE	92	Matt Henningsen (R-Fr.)	52	David Pfaff (Jr.)
NT	99	Olive Sagapolu (Sr.)	91	Bryson Williams (Fr.)
DE	76	Kayden Lyles (R-Fr.)	69	Aaron Vopal (R-Fr.)
OLB	17	Andrew Van Ginkel (Sr.)	55	Christian Bell (So.)
ILB	53	T.J. Edwards (Sr.)	54	Chris Orr (Jr.)
ILB	43	Ryan Connelly (Sr.)	58	Mike Maskalunas (So.)
OLB	56	Zack Baun (Jr.)	59	Tyler Johnson (Jr.)
CB	21	Caesar Williams (So.)	8	Deron Harrell (R-Fr.)
SS	14	D'Cota Dixon (Sr.)	7	Reggie Pearson (Fr.)
FS	9	Scott Nelson (R-Fr.)	25	Eric Burrell (So.)
CB	20	Faion Hicks (R-Fr.)	31	Madison Cone (So.)

SPECIAL TEAMS

P	15	Anthony Lotti (Jr.)	90	Connor Allen (Jr.)
FG	27	Rafael Gaglianone (Sr.)	98	Collin Larsh (R-Fr.)
KO	39	Zach Hintze (Jr.)	38	P.J. Rosowski (Sr.)
LS	51	Adam Bay (So.)	52	Josh Bernhagen (So.)
H	90	Connor Allen (Jr.)	38	P.J. Rosowski (Sr.)
PR	16	Jack Dunn (So.)	3	Kendric Pryor (So.)
KR	3	Kendric Pryor (So.)	1	Aron Cruickshank (Fr.)

ASSISTANT COACHES



JOE RUDOLPH
OFFENSIVE COORD./OL
(SIDELINE)



JIM LEONHARD
DEFENSIVE COORD./DB
(SIDELINE)



BOBBY APRIL III
OUTSIDE LINEBACKERS
(SIDELINE)



BOB BOSTAD
INSIDE LINEBACKERS
(SIDELINE)



INOKE BRECKTERFIELD
DEFENSIVE LINE
(SIDELINE)



JON BUDMAYER
QUARTERBACKS
(BOOTH)




TED GILMORE
WIDE RECEIVERS
(SIDELINE)



CHRIS HAERING
SPECIAL TEAMS
(SIDELINE)



JOHN SETTLE
RUNNING BACKS
(SIDELINE)



MICKY TURNER
TIGHT ENDS
(BOOTH)

CAREER GAMES/STARTS

Pos.	Name	GP/GS
K	Rafael Gaglianone	44/0
S	D'Cota Dixon	43/24
OL	Michael Deiter	42/42
ILB	Ryan Connelly	42/15
ILB	T.J. Edwards	41/40
TE	Zander Neuville	39/12
FB	Alec Ingold	39/1
OL	Beau Benzschawel	37/37
NT	Olive Sagapolu	37/19
OL	Micah Kapoi	36/15
P	Connor Allen	29/0
OL	David Moorman	29/0
OL	David Edwards	28/22
WR	A.J. Taylor	28/4
OL	Jason Erdmann	28/0
NT	Garrett Rand	28/0
QB	Alex Hornibrook	27/24
TE	Kyle Penniston	27/12
P	Anthony Lotti	27/0
S	Evan Bondoc	25/0
OL	Jon Dietzen	24/21
ILB	Chris Orr	24/15
WR	Quintez Cephus	23/12
RB	Bradrick Shaw	22/2
OLB	Tyler Johnson	22/0
K	P.J. Rosowski	20/0
RB	Taiwan Deal	17/3
S	Patrick Johnson	17/0
OL	Tyler Biadasz	15/15
RB	Jonathan Taylor	15/14
OLB	Andrew Van Ginkel	15/1
LS	Adam Bay	15/0
S	Eric Burrell	15/0
S	Seth Currens	15/0
RB	Garrett Groshek	15/0
OL	Cole Van Lanen	15/0
K	Zach Hintze	14/0
ILB	Mike Maskalunas	14/0
OLB	Zack Baun	13/1
ILB	Griffin Grady	13/0
WR	Danny Davis	12/3
WR	Kendric Pryor	11/4
DE	Isaiahh Loudermilk	11/0
OLB	Noah Burks	10/0
CB	Madison Cone	10/0
RB	Chris James	10/0
OLB	Christian Bell	9/0
WR	Jack Dunn	9/0
TE	Gabe Lloyd	9/0
WR	Adam Krumholz	7/0
TE	Luke Benzschawel	6/1
QB	Jack Coan	6/0
DE	David Pfaff	6/0
CB	Caesar Williams	3/1
DE	Matt Henningsen	1/1
CB	Faion Hicks	1/1
DE	Kayden Lyles	1/1
S	Scott Nelson	1/1
OL	Tyler Beach	1/0
S	Travian Blaylock	1/0
OL	Logan Bruss	1/0
CB	Donte Burton	1/0
WR	Aron Cruickshank	1/0
TE	Jake Ferguson	1/0
OLB	Izayah Green-May	1/0
CB	Deron Harrell	1/0
DE	Kraig Howe	1/0
WR	Taj Mustapha	1/0
DE	Keldric Preston	1/0
NT	Gunnar Roberge	1/0
RB	Mark Saari	1/0
OL	Josh Seltzner	1/0
FB	Mason Stokke	1/0
DE	Aaron Vopal	1/0
NT	Bryson Williams	1/0

WISCONSIN ROSTER

ALPHABETICAL

No.	Name	Pos.	Ht.	Wt.	Yr./El.	Hometown (High School/Last School)
89	Abbott, A.J.	WR	6-2	179	Fr./Fr.	Northville, Mich. (West Bloomfield)
90	Allen, Connor**	P	6-0	172	Sr./Jr.	New Berlin, Wis. (Brookfield East)
57	Balistreri, Michael	DE	6-4	294	So./Fr.	Grafton, Wis. (University School of Milwaukee)
56	Baun, Zack*	OLB	6-3	230	Sr./Jr.	Brown Deer, Wis. (Brown Deer)
51	Bay, Adam*	LS	6-0	225	So./So.	Mesa, Ariz. (Desert Ridge)
65	Beach, Tyler	OL	6-6	311	So./Fr.	Grafton, Wis. (Port Washington)
55	Bell, Christian	OLB	6-4	247	Jr./So.	Birmingham, Ala. (Hoover/Alabama)
66	Benzschawel, Beau***	OL	6-6	315	Sr./Sr.	Grafton, Wis. (Grafton)
86	Benzschawel, Luke	TE	6-6	247	Jr./So.	Grafton, Wis. (Grafton)
52	Bernhagen, Josh	LS	6-2	229	Jr./So.	Madison, Wis. (La Follette)
61	Biadasz, Tyler*	OL	6-3	319	Jr./So.	Amherst, Wis. (Amherst)
26	Blaylock, Travian	CB	5-11	183	Fr./Fr.	Humble, Texas (Atascocita)
13	Bondoc, Evan***	S	6-1	199	Sr./Sr.	Madison, Wis. (Edgewood)
60	Bruss, Logan	OL	6-5	303	So./Fr.	Appleton, Wis. (Kimberly)
41	Burks, Noah*	OLB	6-2	241	Jr./So.	Carmel, Ind. (Carmel)
25	Burrell, Eric*	S	6-0	191	Jr./So.	Severn, Md. (McDonogh School)
4	Burton, Donte	CB	5-10	181	Fr./Fr.	Loganville, Ga. (Loganville)
19	Carter, Nate	QB	6-5	200	Fr./Fr.	Waunakee, Wis. (Waunakee)
87	Cephus, Quintez**	WR	6-1	207	Jr./Jr.	Macon, Ga. (Stratford Academy)
37	Cesarz, Ethan	ILB	6-0	231	So./Fr.	Delavan, Wis. (Delavan-Darien)
44	Chenal, John	FB	6-2	235	Fr./Fr.	Grantsburg, Wis. (Grantsburg)
17	Coan, Jack	QB	6-3	211	So./So.	Sayville, N.Y. (Sayville)
32	Collinsworth, Jake	FB	6-1	240	So./Fr.	Merrill, Wis. (Merrill)
31	Cone, Madison	CB	5-9	176	So./So.	Kernersville, N.C. (East Forsyth)
43	Connelly, Ryan***	ILB	6-3	237	Sr./Sr.	Eden Prairie, Minn. (Eden Prairie)
1	Cruickshank, Aron	WR	5-9	154	Fr./Fr.	Brooklyn, N.Y. (Erasmus Hall)
10	Currens, Seth*	S	6-3	206	Jr./So.	Pickerington, Ohio (Central)
6	Davis, Danny*	WR	6-0	196	So./So.	Springfield, Ohio (Springfield)
28	Deal, Taiwan**	RB	6-1	221	Sr./Sr.	Capitol Heights, Md. (DeMatha)
63	Deiter, Michael***	OL	6-6	310	Sr./Sr.	Curtice, Ohio (Genoa)
94	Dietzen, Boyd	DE	6-3	252	Fr./Fr.	Combined Locks, Wis. (Kimberly)
67	Dietzen, Jon**	OL	6-6	323	Sr./Jr.	Black Creek, Wis. (Seymour)
14	Dixon, D'Cota***	S	5-10	198	Sr./Sr.	Oak Hill, Fla. (New Smyrna Beach)
16	Dunn, Jack	WR	5-7	172	Jr./So.	Madison, Wis. (Edgewood)
79	Edwards, David**	OL	6-7	315	Sr./Jr.	Downers Grove, Ill. (North)
53	Edwards, T.J.***	ILB	6-1	242	Sr./Sr.	Lake Villa, Ill. (Lakes Community)
78	Erdmann, Jason**	OL	6-6	325	Sr./Jr.	Richfield, Wis. (Slinger)
41	Eschenbach, Jack	TE	6-6	213	Fr./Fr.	Downers Grove, Ill. (Benet Academy)
73	Fenton, Alex	OL	6-4	313	So./Fr.	Menomonie, Wis. (Menomonie)
84	Ferguson, Jake	TE	6-5	239	So./Fr.	Madison, Wis. (Memorial)
42	Franklin, Jaylan	OLB	6-4	214	Fr./Fr.	Brownstown, Mich. (O.A. Carlson)
74	Furtney, Michael	OL	6-5	291	Fr./Fr.	Milan, Mich. (Milan)
27	Gaglianone, Rafael***	K	5-11	238	Sr./Sr.	Sao Paulo, Brazil (Chattanooga (Tenn.) Baylor)
34	Goetz, C.J.	DE	6-3	238	Fr./Fr.	Muskego, Wis. (Catholic Memorial)
47	Grady, Griffin*	ILB	6-3	214	Jr./So.	Dublin, Ohio (Coffman)
22	Green, Cade	WR	5-11	186	So./Fr.	Austin, Texas (Lake Travis)
50	Green-May, Izayah	OLB	6-6	223	So./Fr.	Bolingbrook, Ill. (Bolingbrook)
13	Gregoire, Mike	WR	5-10	166	Fr./Fr.	Green Bay, Wis. (Notre Dame Academy)
37	Groshek, Garrett*	RB	5-11	218	Jr./So.	Amherst Junction, Wis. (Amherst)
10	Guerendo, Isaac	WR	6-0	194	Fr./Fr.	Clayton, Ind. (Avon)
8	Harrell, Deron	CB	6-2	182	So./Fr.	Denver, Colo. (East)
92	Henningsen, Matt	DE	6-3	277	So./Fr.	Menomonee Falls, Wis. (Menomonee Falls)
22	Heyroth, Jacob	ILB	6-0	204	Fr./Fr.	Lodi, Wis. (Lodi)
20	Hicks, Faion	CB	5-10	184	So./Fr.	Miami, Fla. (Flanagan)
39	Hintze, Zach*	K	6-0	186	Sr./Jr.	Fond du Lac, Wis. (St. Mary's Springs)
12	Hornibrook, Alex**	QB	6-4	219	Sr./Jr.	West Chester, Pa. (Malvern Prep)
98	Howe, Kraig	DE	6-3	272	Sr./Jr.	Dayton, Ohio (Archbishop Alter)
45	Ingold, Alec***	FB	6-2	242	Sr./Sr.	Green Bay, Wis. (Bay Port)
38	Jackson, Paul	OLB	6-3	234	Sr./Jr.	Miami Gardens, Fla. (Youngstown (Ohio) Ursuline)
5	James, Chris*	RB	5-10	222	Sr./Sr.	Chicago, Ill. (Notre Dame College Prep/Pittsburgh)
36	Johnson, Hunter	RB	6-0	216	So./Fr.	Darlington, Wis. (Darlington)
2	Johnson, Patrick*	S	5-11	193	Jr./So.	Washington, D.C. (The Bullis School)
59	Johnson, Tyler**	OLB	6-3	240	Sr./Jr.	Menasha, Wis. (Menasha)
75	Kapoi, Micah***	OL	6-3	308	Sr./Sr.	Kapolei, Hawaii (Kapolei)
36	Knaak, Kobe	CB	5-9	186	Jr./So.	Franklin, Wis. (Franklin)
24	Krumholz, Adam	WR	6-1	194	Jr./So.	Stoughton, Wis. (Stoughton)
98	Larsh, Collin	K	5-10	185	So./Fr.	Marshall, Wis. (Monona Grove)
46	Lloyd, Gabe	TE	6-4	231	Jr./So.	Green Bay, Wis. (Northeast Wisconsin Lutheran)

NUMERICAL

No.	Name	Pos.
1	Aron Cruickshank	WR
2	Patrick Johnson	S
2	Chase Wolf	QB
3	Kendric Pryor	WR
4	Donte Burton	CB
4	A.J. Taylor	WR
5	Chris James	RB
5	Rachad Wildgoose	CB
6	Danny Davis	WR
7	Reggie Pearson	S
7	Bradrick Shaw	RB
8	Deron Harrell	CB
9	Scott Nelson	S
10	Seth Currens	S
10	Isaac Guerendo	WR
11	Alexander Smith	CB
12	Alex Hornibrook	QB
13	Evan Bondoc	S
13	Mike Gregoire	WR
14	D'Cota Dixon	S
15	Anthony Lotti	P
15	Danny Vanden Boom	QB
16	Jack Dunn	WR
17	Jack Coan	QB
17	Andrew Van Ginkel	OLB
18	Collin Wilder	S
19	Nate Carter	QB
19	John Torchio	S
20	Faion Hicks	CB
21	Mark Saari	RB
21	Caesar Williams	CB
22	Cade Green	WR
22	Jacob Heyroth	ILB
23	Jonathan Taylor	RB
24	Adam Krumholz	WR
25	Eric Burrell	S
25	Nakia Watson	RB
26	Travian Blaylock	CB
27	Rafael Gaglianone	K
27	Cristian Volpentesta	CB
28	Taiwan Deal	RB
28	Brady Schipper	WR
30	Coy Wanner	FB
31	Madison Cone	CB
31	Tyler Mais	S
32	Jake Collinsworth	FB
32	Marty Strey	OLB
34	C.J. Goetz	DE
34	Mason Stokke	FB
36	Hunter Johnson	RB
36	Kobe Knaak	CB
37	Ethan Cesarz	ILB
37	Garrett Groshek	RB
38	Paul Jackson	OLB
38	P.J. Rosowski	K
39	Zach Hintze	K
41	Noah Burks	OLB
41	Jack Eschenbach	TE
42	Jaylan Franklin	OLB
43	Ryan Connelly	ILB
44	John Chenal	FB
45	Alec Ingold	FB
46	Gabe Lloyd	TE
46	Hegeman Tiedt	OLB
47	Griffin Grady	ILB
47	Cormac Sampson	TE
48	Mason Platter	OLB
49	Kyle Penniston	TE

No.	Name	Pos.	Ht.	Wt.	Yr./El.	Hometown (High School/Last School)	No.	Name	Pos.
15	Lotti, Anthony**	P	6-0	187	Jr./Jr.	Flowery Branch, Ga. (West Hall)	50	Izayah Green-May	OLB
97	Loudermilk, Isaiahh*	DE	6-7	300	Jr./So.	Howard, Kan. (West Elk)	51	Adam Bay	LS
76	Lyles, Kayden	DE	6-3	323	So./Fr.	Madison, Wis. (Middleton)	52	Josh Bernhagen	LS
59	Lyons, Andrew	OL	6-5	289	Fr./Fr.	Kenosha, Wis. (Bradford)	52	David Pfaff	DE
31	Mais, Tyler	S	6-1	200	So./Fr.	Waunakee, Wis. (Waunakee)	53	T.J. Edwards	ILB
58	Maskalunas, Mike*	ILB	6-3	229	Jr./So.	Long Grove, Ill. (Adlai E. Stevenson)	54	Chris Orr	ILB
68	Moorman, David**	OL	6-5	306	Sr./Jr.	Northville, Mich. (Northville)	55	Christian Bell	OLB
90	Mullens, Isaiah	DE	6-4	283	Fr./Fr.	Columbus, Ohio (Harvest Prep)	56	Zack Baun	OLB
81	Mustapha, Taj	WR	6-0	192	Fr./Fr.	Southfield, Mich. (West Bloomfield)	57	Michael Balistreri	DE
9	Nelson, Scott	S	6-2	202	So./Fr.	Detroit, Mich. (University of Detroit Jesuit)	57	Jack Sanborn	ILB
85	Neuville, Zander***	TE	6-5	252	Sr./Sr.	Waupaca, Wis. (Waupaca)	58	Mike Maskalunas	ILB
54	Orr, Chris**	ILB	6-0	232	Sr./Jr.	DeSoto, Texas (DeSoto)	59	Tyler Johnson	OLB
7	Pearson, Reggie	S	5-10	190	Fr./Fr.	Inkster, Mich. (River Rouge)	59	Andrew Lyons	OL
49	Penniston, Kyle**	TE	6-4	243	Sr./Jr.	Orange, Calif. (Mater Dei)	60	Logan Bruss	OL
82	Perry, Emmet	WR	6-2	182	So./Fr.	Grand Prairie, Texas (DeSoto)	61	Tyler Biadasz	OL
52	Pfaff, David	DE	6-2	284	Sr./Jr.	Mequon, Wis. (Homestead)	63	Michael Deiter	OL
48	Platter, Mason	OLB	6-4	222	Fr./Fr.	Menomonie, Wis. (Menomonie)	65	Tyler Beach	OL
95	Preston, Keldric	DE	6-4	250	Jr./So.	Tampa, Fla. (Robinson)	66	Beau Benzschawel	OL
3	Pryor, Kendric*	WR	5-11	181	Jr./So.	Hazel Crest, Ill. (Homewood-Flossmoor)	67	Jon Dietzen	OL
93	Rand, Garrett**	DE	6-2	278	Jr./Jr.	Chandler, Ariz. (Hamilton)	68	David Moorman	OL
74	Roberge, Gunnar	NT	6-4	300	Sr./Jr.	Seymour, Wis. (Seymour)	69	Aaron Vopal	DE
38	Rosowski, P.J.**	K	6-3	224	Sr./Sr.	Stoughton, Wis. (Stoughton)	70	Josh Seltzner	OL
21	Saari, Mark	RB	6-0	207	Sr./Sr.	Montreal, Wis. (Hurley)	71	Cole Van Lanen	OL
99	Sagapolu, Olive***	NT	6-2	342	Sr./Sr.	Pago Pago, American Samoa (Mater Dei (Calif.))	73	Alex Fenton	OL
47	Sampson, Cormac	TE	6-4	255	Fr./Fr.	Eau Claire, Wis. (Memorial)	74	Michael Furtney	OL
57	Sanborn, Jack	ILB	6-2	228	Fr./Fr.	Deer Park, Ill. (Lake Zurich)	74	Gunnar Roberge	NT
28	Schipper, Brady	WR	5-11	195	Fr./Fr.	Stoughton, Wis. (Stoughton)	75	Micah Kapoi	OL
96	Schlichting, Conor	P	6-2	218	So./Fr.	Madison, Wis. (East)	76	Kayden Lyles	DE
70	Seltzner, Josh	OL	6-4	333	So./Fr.	Columbus, Wis. (Columbus)	77	Blake Smithback	OL
7	Shaw, Bradrick**	RB	6-1	216	Sr./Jr.	Birmingham, Ala. (Hoover)	78	Jason Erdmann	OL
11	Smith, Alexander	CB	5-11	181	Fr./Fr.	Culver City, Calif. (Culver City)	79	David Edwards	OL
77	Smithback, Blake	OL	6-2	301	So./Fr.	Waunakee, Wis. (Waunakee)	81	Taj Mustapha	WR
34	Stokke, Mason	FB	6-2	225	Jr./So.	Menomonie, Wis. (Menomonie)	82	Emmet Perry	WR
32	Strey, Marty	OLB	6-2	214	Fr./Fr.	Sun Prairie, Wis. (Sun Prairie)	84	Jake Ferguson	TE
4	Taylor, A.J.**	WR	5-11	203	Jr./Jr.	Kansas City, Mo. (Rockhurst)	85	Zander Neuville	TE
23	Taylor, Jonathan*	RB	5-11	221	So./So.	Salem, N.J. (Salem)	86	Luke Benzschawel	TE
46	Tiedt, Hegeman	OLB	6-4	235	Jr./So.	Burlington, Wis. (Burlington)	87	Quintez Cephus	WR
19	Torchio, John	S	6-1	197	Fr./Fr.	Lafayette, Calif. (Campolindo)	89	A.J. Abbott	WR
17	Van Ginkel, Andrew*	OLB	6-4	236	Sr./Sr.	Rock Valley, Iowa (Rock Valley/Iowa Western C.C.)	90	Connor Allen	P
71	Van Lanen, Cole*	OL	6-5	311	Jr./So.	Green Bay, Wis. (Bay Port)	90	Isaiiah Mullens	DE
15	Vanden Boom, Danny	QB	6-5	212	So./Fr.	Kimberly, Wis. (Kimberly)	91	Bryson Williams	NT
27	Volpentesta, Cristian	CB	5-9	184	Jr./So.	Highland Park, Ill. (Highland Park)	92	Matt Henningsen	DE
69	Vopal, Aaron	DE	6-6	300	So./Fr.	De Pere, Wis. (De Pere)	93	Garrett Rand	DE
30	Wanner, Coy	FB	6-3	248	So./Fr.	Green Bay, Wis. (Preble)	94	Boyd Dietzen	DE
25	Watson, Nakia	RB	5-11	231	Fr./Fr.	Austin, Texas (Westlake)	95	Keldric Preston	DE
18	Wilder, Collin	S	5-10	195	Jr./Jr.	Katy, Texas (Katy/Houston)	96	Conor Schlichting	P
5	Wildgoose, Rachad	CB	5-11	193	Fr./Fr.	Miramar, Fla. (Miami Northwestern)	97	Isaiiah Loudermilk	DE
91	Williams, Bryson	NT	6-2	301	Fr./Fr.	Lincoln, Neb. (Southeast)	98	Kraig Howe	DE
21	Williams, Caesar	CB	6-0	185	Jr./So.	Grand Prairie, Texas (South)	98	Collin Larsh	K
2	Wolf, Chase	QB	6-1	189	Fr./Fr.	Loveland, Ohio (Saint Xavier)	99	Olive Sagapolu	NT

* - letters won | # - indicates fifth-year senior

PRONUNCIATION GUIDE

57	Michael Balistreri	bal-eh-STREH-ree	41	Jack Eschenbach	ESCH-en-bock	31	Tyler Mais	("mace")
56	Zack Baun	BONN	27	Rafael Gaglianone	HA-fy-el / GAH-glee-ah-no-nee	85	Zander Neuville	NEV-ell
66	Beau Benzschawel	BEN-shawl	34	C.J. Goetz	("gets")	52	David Pfaff	FOFF
47	Luke Benzschawel	BEN-shawl	50	Izayah Green-May	eye-ZAY-ah ("Isaiiah")	74	Gunnar Roberge	ROW-berge
61	Tyler Biadasz	bee-AH-dish	13	Mike Gregoire	GREG-or-ee	38	P.J. Rosowski	ruh-ZOW-skee
24	Travian Blaylock	TRAY-vee-en	37	Garrett Groshek	GROW-sheck	21	Mark Saari	("sorry")
26	Eric Burrell	buh-REL	10	Isaac Guerendo	grr-EN-doh	99	Olive Sagapolu	oh-LEE-vay / SONG-ah-poe-loo
87	Quintez Cephus	SEE-fuss	89	Deron Harrell	da-RON HAIR-ell	23	Mason Stokke	STAH-kee
37	Ethan Cesarz	SEE-zars	20	Faion Hicks	FAY-on	32	Marty Strey	(rhymes with "eye")
44	John Chenal	sha-NELL	39	Zach Hintze	HINTS	30	Coy Wanner	WAH-ner
1	Aron Cruickshank	CROOK-shank	12	Alex Hornibrook	HORN-ee-brook	25	Nakia Watson	na-KEY-ah
63	Michael Deiter	DEE-ter	75	Micah Kapoi	kah-POY			

Indiana	1	0	1	0.0-0	0.0-0	0	0-0	0-0	0	0	0	0
Iowa	1	0	1	0.0-0	0.0-0	0	0-0	0-0	0	0	0	1
Michigan	0	0	0	0.0-0	0.0-0	0	0-0	0-0	0	0	0	0
Minnesota	1	1	2	0.0-0	0.0-0	0	0-0	0-0	0	0	0	0
vs Ohio State	0	0	0	0.0-0	0.0-0	0	0-0	0-0	0	0	0	0
Miami	0	0	0	0.0-0	0.0-0	0	0-0	0-0	0	0	0	0
2018	UT	AT	Tot	TFL-Y	Sk-Y	FF	FR	INT	PD			
W. Kentucky	1	0	1	0.0-0	0.0-0	1	0-0	0-0	0	0	0	0

BURRELL CAREER HIGHS

Tackles:	2 (2x) MR at Minnesota, Nov. 25, 2017
Tackles for Loss:	--
Sacks:	--
Interceptions:	--
Passes Defended:	1 vs. Iowa, Nov. 11, 2017

4 DONTE BURTON

■ **CB** • Fr./Fr. • 5-10 • 181
Loganville, Ga. (Loganville)

BURTON CAREER DEFENSIVE STATISTICS

Year	G/S	UT	AT	Tot	TFL-Yd	Sk-Yd	FF	FR	INT	PD
2018	1/0	1	0	1	0.0-0	0.0-0	0	0	0	0
Tot.	1/0	1	0	1	0.0-0	0.0-0	0	0	0	0

BURTON CAREER GAME-BY-GAME

Year	G/S	UT	AT	Tot	TFL-Y	Sk-Y	FF	FR	INT	PD
2018	1/0	1	0	1	0.0-0	0.0-0	0	0-0	0-0	0
W. Kentucky	1	0	1	0.0-0	0.0-0	0	0-0	0-0	0	0

BURTON CAREER HIGHS

Tackles:	1 vs. Western Kentucky, Aug. 31, 2018
Tackles for Loss:	--
Sacks:	--
Interceptions:	--
Passes Defended:	--

87 QUINTEZ CEPHUS

■ **WR** • Jr./Jr. • 6-1 • 207
Macon, Ga. (Stratford Academy)

CEPHUS CAREER RUSHING STATISTICS

Year	GP/GS	Att	Yds	TD	Y/C	LG
2016	14/5	5	41	0	8.2	20
2017	9/8	4	5	0	1.2	4
Totals	23/13	9	46	0	5.1	20

CEPHUS CAREER RECEIVING STATISTICS

Year	GP/GS	Rec	Yds	TD	Y/C	LG
2016	14/5	4	94	0	23.5	57
2017	9/8	30	501	6	16.7	61
Totals	23/13	34	595	6	17.5	61

CEPHUS CAREER GAME-BY-GAME

Year	Rushing						Receiving					
	Att	Yds	TD	Lg	Rec	Yds	TD	Lg				
vs LSU	0	0	0	0	0	0	0	0	0	0	0	0
Akron	0	0	0	0	1	10	0	10				
Georgia State	0	0	0	0	0	0	0	0				
Michigan State	0	0	0	0	0	0	0	0				
Michigan	0	0	0	0	0	0	0	0				
Ohio State	0	0	0	0	0	0	0	0				
Iowa	0	0	0	0	1	57	0	57				
Nebraska	0	0	0	0	0	0	0	0				
Northwestern	0	0	0	0	0	0	0	0				
Illinois	0	0	0	0	0	0	0	0				
Purdue	2	10	0	8	1	5	0	5				
Minnesota	0	0	0	0	1	22	0	22				
vs Penn State	1	-3	0	-3	0	0	0	0				
vs W. Mich.	2	34	0	20	0	0	0	0				

Year	Rushing						Receiving					
	Att	Yds	TD	Lg	Rec	Yds	TD	Lg				
Utah State	0	0	0	0	3	33	1	21				
Fla. Atlantic	0	0	0	0	2	47	0	34				
BYU	0	0	0	0	5	54	2	16				
N'western	1	-3	0	-3	4	99	0	61				
Nebraska	0	0	0	0	4	68	1	31				
Purdue	0	0	0	0	5	100	1	41				
Maryland	1	2	0	2	2	45	0	30				
Illinois	2	6	0	4	3	31	0	13				
Indiana	0	0	0	0	2	24	1	16				

CEPHUS CAREER HIGHS

Rush Attempts:	2 (3x) MR at Illinois, Oct. 28, 2017
Rush Yards:	34 vs. W. Michigan, Jan. 2, 2017
Rush TDs:	--
Long Rush:	20 vs. W. Michigan, Jan. 2, 2017
Receptions:	5 (2x) MR vs. Purdue, Oct. 14, 2017
Receiving Yards:	100 vs. Purdue, Oct. 14, 2017
Receiving TDs:	2 at BYU, Sept. 16, 2017
Long Reception:	61 vs. N'western, Sept. 30, 2017

17 JACK COAN

■ **QB** • So./So. • 6-3 • 211
Sayville, N.Y. (Sayville)

COAN CAREER PASSING STATISTICS

Year	G/S	C	A	Int	Yds	TD	Pct	Lg	Effic
2017	6/0	5	5	0	36	0	1.00	11	160.5
Tot.	6/0	5	5	0	36	0	1.00	11	160.5

COAN CAREER GAME-BY-GAME PASSING

Year	Start	Att	Cmp	Int	Pct	Yards	TD	Effic
Utah State	0	0	0	0	.000	0	0	0.0
Fla. Atlantic	1	1	0	1.00	6	0	150.4	
BYU	0	0	0	.000	0	0	0.0	
Nebraska	0	0	0	.000	0	0	0.0	
Indiana	2	2	0	1.000	12	0	150.4	
Minnesota	2	2	0	1.000	18	0	175.6	

COAN CAREER HIGHS

Completions:	2 (2x) MR at Minnesota, Nov. 25, 2017
Attempts:	2 (2x) MR at Minnesota, Nov. 25, 2017
Yards:	18 at Minnesota, Nov. 25, 2017
Touchdowns:	--
Interceptions:	--
Long Pass:	11 at Minnesota, Nov. 25, 2017

31 MADISON CONE

■ **CB** • So./So. • 5-9 • 176
Kernersville, N.C. (East Forsyth)

CONE CAREER DEFENSIVE STATISTICS

Year	G/S	UT	AT	Tot	TFL-Yd	Sk-Yd	FF	FR	INT	PD
2017	9/0	0	1	1	0.0-0	0.0-0	0	0	0	1
2018	1/0	1	0	1	0.0-0	0.0-0	0	0	0	0
Tot.	10/0	1	1	2	0.0-0	0.0-0	0	0	0	1

CONE CAREER GAME-BY-GAME

Year	UT	AT	Tot	TFL-Y	Sk-Y	FF	FR	INT	PD
Utah State	0	0	0	0.0-0	0.0-0	0	0-0	0-0	0
BYU	0	0	0	0.0-0	0.0-0	0	0-0	0-0	0
N'Western	0	0	0	0.0-0	0.0-0	0	0-0	0-0	0
Maryland	0	0	0	0.0-0	0.0-0	0	0-0	0-0	0
Illinois	0	0	0	0.0-0	0.0-0	0	0-0	0-0	0
Indiana	0	0	0	0.0-0	0.0-0	0	0-0	0-0	0
Iowa	0	0	0	0.0-0	0.0-0	0	0-0	0-0	0
Minnesota	0	1	1	0.0-0	0.0-0	0	0-0	0-0	0
Miami	0	0	0	0.0-0	0.0-0	0	0-0	0-0	1
2018	UT	AT	Tot	TFL-Y	Sk-Y	FF	FR	INT	PD
W. Kentucky	1	0	1	0.0-0	0.0-0	0	0-0	0-0	0

CONE CAREER HIGHS

Tackles:	1 (2x) MR vs. W. Kentucky, Aug. 31, 2018
Tackles for Loss:	--
Interceptions:	--
Passes Defended:	1 at Miami, Dec. 30, 2017

43 RYAN CONNELLY

■ **ILB** • Sr./Sr. • 6-3 • 237
Eden Prairie, Minn. (Eden Prairie)

CONNELLY CAREER DEFENSIVE STATISTICS

Year	G/S	UT	AT	Tot	TFL-Yd	Sk-Yd	FF	FR	INT	PD
2015	12/0	8	7	15	1.0-3	0.0-0	0	0	0	0
2016	14/8	36	23	59	7.0-11	0.0-0	1	1	4	
2017	14/6	57	31	88	11.0-63	3.0-36	1	1	2	
2018	1/1	3	2	5	1.5-6	1.0-5	0	0	0	
Tot.	41/15	104	63	167	20.5-83	4.0-41	1	2	2	6

CONNELLY CAREER GAME-BY-GAME

Year	UT	AT	Tot	TFL-Y	Sk-Y	FF	FR	INT	PD
vs Alabama	0	1	1	0.0-0	0.0-0	0	0-0	0-0	0
Miami (Ohio)	0	3	3	0.5-1	0.0-0	0	0-0	0-0	0
Troy	0	0	0	0.0-0	0.0-0	0	0-0	0-0	0

Hawai'i	0	1	1	0.0-0	0.0-0	0	0-0	0-0	0	0
Iowa	0	0	0	0.0-0	0.0-0	0	0-0	0-0	0	0
Nebraska	1	0	1	0.0-0	0.0-0	0	0-0	0-0	0	0
Purdue	0	1	1	0.0-0	0.0-0	0	0-0	0-0	0	0
Illinois	0	0	0	0.0-0	0.0-0	0	0-0	0-0	0	0
Rutgers	3	1	4	0.5-2	0.0-0	0	0-0	0-0	0	0
Maryland	0	0	0	0.0-0	0.0-0	0	0-0	0-0	0	0
Northwestern	0	0	0	0.0-0	0.0-0	0	0-0	0-0	0	0
Minnesota	0	0	0	0.0-0	0.0-0	0	0-0	0-0	0	0
vs. USC	4	0	4	0.0-0	0.0-0	0	0-0	0-0	0	0

2016	UT	AT	Tot	TFL-Y	Sk-Y	FF	FR	INT	PD
vs LSU	4	3	7	0.0-0	0.0-0	0	0-0	0-0	0
Akron	1	0	1	0.0-0	0.0-0	0	0-0	0-0	0
Georgia State	0	0	0	0.0-0	0.0-0	0	0-0	0-0	0
Michigan State	2	1	3	0.0-0	0.0-0	0	0-0	0-0	0
Michigan	0	0	0	0.0-0	0.0-0	0	0-0	0-0	0
Ohio State	0	0	0	0.0-0	0.0-0	0	0-0	0-0	0
I									

10 SETH CURENS

■ S • Jr./So. • 6-3 • 206
Pickerington, Ohio (Central)

CURENS CAREER DEFENSIVE STATISTICS

Year	G/S	UT	AT	Tot	TFL-Yd	Sk-Yd	FF	FR	INTPD
2017	14/0	0	1	1	0.0-0	0.0-0	0	0	0
2018	1/0	1	0	1	0.0-0	0.0-0	0	0	0
Tot.	15/0	1	1	2	0.0-0	0.0-0	0	0	0

CURENS CAREER GAME-BY-GAME

2017	UT	AT	Tot	TFL-Y	Sk-Y	FF	FR	INTPD
Utah State	0	0	0	0.0-0	0.0-0	0	0	0-0
Fla. Atlantic	0	1	1	0.0-0	0.0-0	0	0	0-0
BYU	0	0	0	0.0-0	0.0-0	0	0	0-0
N'western	0	0	0	0.0-0	0.0-0	0	0	0-0
Nebraska	0	0	0	0.0-0	0.0-0	0	0	0-0
Purdue	0	0	0	0.0-0	0.0-0	0	0	0-0
Maryland	0	0	0	0.0-0	0.0-0	0	0	0-0
Illinois	0	0	0	0.0-0	0.0-0	0	0	0-0
Indiana	0	0	0	0.0-0	0.0-0	0	0	0-0
Iowa	0	0	0	0.0-0	0.0-0	0	0	0-0
Michigan	0	0	0	0.0-0	0.0-0	0	0	0-0
Minnesota	0	0	0	0.0-0	0.0-0	0	0	0-0
vs Ohio State	0	0	0	0.0-0	0.0-0	0	0	0-0
Miami	0	0	0	0.0-0	0.0-0	0	0	0-0
2018	UT	AT	Tot	TFL-Y	Sk-Y	FF	FR	INTPD
W. Kentucky	1	0	1	0.0-0	0.0-0	0	0	0-0

CURENS CAREER HIGHS

Tackles: 1 (2x) MR vs. W. Kentucky, Aug. 31, 2018
 Tackles for Loss: --
 Sacks: --
 Interceptions: --
 Passes Defended: --

6 DANNY DAVIS

■ WR • So./So. • 6-0 • 196
Springfield, Ohio (Springfield)

DAVIS CAREER RUSHING STATISTICS

Year	GP/GS	Att	Yds	TD	Y/C	Lg
2017	12/3	3	9	0	3.0	5
Totals	12/3	3	9	0	3.0	5

DAVIS CAREER RECEIVING STATISTICS

Year	GP/GS	Rec	Yds	TD	Y/C	Lg
2017	12/3	26	418	5	16.1	50
Totals	12/3	26	418	5	16.1	50

DAVIS CAREER GAME-BY-GAME

2017	Rushing			Receiving		
	Att	Yds	TD	Att	Yds	TD
Utah State	0	0	0	0	0	0
Fla. Atlantic	1	1	0	1	35	0
BYU	0	0	0	2	67	0
N'western	0	0	0	3	50	1
Nebraska	0	0	0	0	0	0
Purdue	1	3	0	1	8	0
Indiana	0	0	0	1	10	0
Iowa	0	0	0	4	74	0
Michigan	0	0	0	1	27	0
Minnesota	0	0	0	5	41	1
vs Ohio State	1	5	0	3	50	0
Miami	0	0	0	5	56	3

DAVIS CAREER HIGHS

Rush Attempts: 1 (3x) MR vs. Ohio State, Dec. 2, 2017
 Rush Yards: 5 vs. Ohio State, Dec. 2, 2017
 Rush TDs: --
 Long Rush: 5 vs. Ohio State, Dec. 2, 2017
 Receptions: 5 (2x) MR at Miami, Dec. 30, 2017
 Receiving Yards: 74 vs. Iowa, Nov. 11, 2017
 Receiving TDs: 3 at Miami, Dec. 30, 2017
 Long Reception: 50 at BYU, Sept. 16, 2017

28 TAIWAN DEAL

■ RB • Sr.#/Sr. • 6-1 • 221
Capitol Heights, Md. (DeMatha)

DEAL CAREER RUSHING STATISTICS

Year	GP/GS	Att	Yds	TD	Y/C	Lg
2014						
2015	10/2	117	503	6	4.3	17
2016	6/1	32	164	0	5.1	12
2017						
2018	1/0	8	53	0	6.6	16
Totals	17/3	157	720	6	4.6	17

DEAL CAREER RECEIVING STATISTICS

Year	GP/GS	Rec	Yds	TD	Y/C	Lg
2014						
2015	10/2	1	4	0	4.0	4
2016	6/1	0	0	0	0.0	0
2017						
2018	1/0	1	10	0	10.0	10
Totals	17/3	2	14	0	7.0	10

DEAL CAREER GAME-BY-GAME

2015	Rushing			Receiving		
	Att	Yds	TD	Rec	Yds	TD
vs Alabama	6	14	0	4	1	4
Miami (Ohio)	14	45	2	9	0	0
Troy	16	84	0	13	0	0
Hawai'i	26	147	2	17	0	0
Iowa	15	59	0	10	0	0
Nebraska	4	8	0	5	0	0
Maryland	9	42	0	14	0	0
Northwestern	3	6	0	6	0	0
Minnesota	22	90	2	13	0	0
vs. USC	2	8	0	4	0	0

2016	Rushing			Receiving		
	Att	Yds	TD	Rec	Yds	TD
vs LSU	1	2	0	2	0	0
Akron	12	58	0	12	0	0
Georgia State	7	34	0	10	0	0
Illinois	6	41	0	11	0	0
Purdue	4	20	0	9	0	0
vs W. Mich.	2	9	0	9	0	0

2018	Rushing			Receiving		
	Att	Yds	TD	Rec	Yds	TD
W. Kentucky	8	53	0	16	1	10

DEAL CAREER HIGHS

Rush Attempts: 26 vs. Hawai'i, Sept. 26, 2015
 Rush Yards: 147 vs. Hawai'i, Sept. 26, 2015
 Rush TDs: 2 (3x) MR vs. Minnesota, Nov. 28, 2015
 Long Rush: 17 vs. Hawai'i, Sept. 26, 2015
 Receptions: 1 (2x) MR vs. W. Kentucky, Aug. 31, 2018
 Receiving Yards: 10 vs. Western Kentucky, Aug. 31, 2018
 Receiving TDs: --
 Long Reception: 10 vs. Western Kentucky, Aug. 31, 2018

14 D'COTA DIXON

■ S • Sr.#/Sr. • 5-10 • 198
Oak Hill, Fla. (New Smyrna Beach)

DIXON CAREER DEFENSIVE STATISTICS

Year	G/S	UT	AT	Tot	TFL-Yd	Sk-Yd	FF	FR	INTPD
2014	3/0	0	3	3	0.0-0	0.0-0	0	0	0
2015	13/0	11	5	16	0.0-0	0.0-0	0	0	1
2016	14/14	32	28	60	2.5-15	1.0-9	1	1	4
2017	12/9	34	21	55	3.5-18	1.5-10	1	0	1
2018	1/1	1	4	5	0.5-1	0.0-0	0	0	0
Tot.	43/24	78	61	139	6.5-34	2.5-19	2	1	5

DIXON CAREER GAME-BY-GAME

2014	UT			TFL-Y			Sk-Y			FF			FR			INTPD		
	UT	AT	Tot	TFL-Y	Sk-Y	FF	FR	INTPD										
vs LSU	0	0	0	0.0-0	0.0-0	0	0	0-0										
Western Ill.	0	3	3	0.0-0	0.0-0	0	0	0-0										
Bowling Green	0	0	0	0.0-0	0.0-0	0	0	0-0										
2015	UT	AT	Tot	TFL-Y	Sk-Y	FF	FR	INTPD										
vs Alabama	5	4	9	0.0-0	0.0-0	0	0	0-0										
Miami (Ohio)	0	1	1	0.0-0	0.0-0	0	0	0-0										
Troy	0	0	0	0.0-0	0.0-0	0	0	0-0										
Hawai'i	0	0	0	0.0-0	0.0-0	0	0	0-0										
Iowa	0	0	0	0.0-0	0.0-0	0	0	0-0										
Nebraska	1	0	1	0.0-0	0.0-0	0	0	0-0										
Purdue	0	0	0	0.0-0	0.0-0	0	0	0-0										
Illinois	0	0	0	0.0-0	0.0-0	0	0	0-0										
Rutgers	1	0	1	0.0-0	0.0-0	0	0	0-0										
Maryland	1	0	1	0.0-0	0.0-0	0	0	0-0										

Northwestern	1	1	2	0.0-0	0.0-0	0	0	0-0
Minnesota	1	0	1	0.0-0	0.0-0	0	0	0-0
vs USC	1	0	1	0.0-0	0.0-0	0	0	0-0
2016	UT	AT	Tot	TFL-Y	Sk-Y	FF	FR	INTPD
vs LSU	0	1	1	0.0-0	0.0-0	0	0	0-0
Akron	0	1	1	0.0-0	0.0-0	0	0	0-0
Georgia State	2	1	3	0.0-0	0.0-0	0	0	0-0
Michigan State	4	3	7	1.0-9	1.0-9	1	0	0-0
Michigan	2	2	4	0.0-0	0.0-0	0	0	0-0
Ohio State	5	4	9	0.5-5	0.0-0	0	0	1-0
Iowa	4	2	6	0.0-0	0.0-0	0	0	0-0
Nebraska	3	0	3	0.0-0	0.0-0	0	0	1-5
Northwestern	5	2	7	0.0-0	0.0-0	0	0	0-0
Illinois	2	0	2	0.0-0	0.0-0	0	0	1-4
Purdue	1	1	2	1.0-1	0.0-0	0	0	0-0
Minnesota	2	2	4	0.0-0	0.0-0	0	0	0-0
vs Penn State	3	1	4	0.0-0	0.0-0	0	0	0-0
vs W. Mich.	2	5	7	0.0-0	0.0-0	0	0	0-0
2017	UT	AT	Tot	TFL-Y	Sk-Y	FF	FR	INTPD
Utah State	4	0	4	0.0-0	0.0-0	1	0	1-(1)
Fla. Atlantic	6	0	6	1.0-5	0.0-0	0	0	0-0
BYU	4	1	5	1.0-3	0.0-0	0	0	0-0
N'western	5	7	12	1.5-10	1.5-10	0	0	0-0
Nebraska	6	3	9	0.0-0	0.0-0	0	0	0-0
Purdue	0	3	3	0.0-0	0.0-0	0	0	0-0
Maryland	2	2	4	0.0-0	0.0-0	0	0	0-0
Indiana	2	1	3	0.0-0	0.0-0	0	0	0-0
Michigan	4	0	4	0.0-0	0.0-0	0	0	0-0
Minnesota	0	1	1	0.0-0	0.0-0	0	0	0-0
vs Ohio State	0	1	1	0.0-0	0.0-0	0	0	0-0
Miami	1	2	3	0.0-0	0.0-0	0	0	0-0
2018	UT	AT	Tot	TFL-Y	Sk-Y	FF	FR	INTPD
W. Kentucky	1	4	5	0.5-1	0.0-0	0	0	0-0

DIXON CAREER HIGHS

Tackles: 12 vs. N'western, Sept. 30, 2017
 Tackles for Loss: 1.5 vs. N'western, Sept. 30, 2017
 Sacks: 1.5 vs. N'western, Sept. 30, 2017
 Interceptions: 1 (5x) MR vs. Utah State, Sept. 1, 2017
 Passes Defended: 2 vs. Nebraska, Oct. 29, 2016

16 JACK DUNN

■ WR • Jr./So. • 5-7 • 172
Madison, Wis. (Edgewood)

DUNN CAREER RECEIVING STATISTICS

Year	GP/GS	Rec	Yds	TD	Y/C	Lg
2016						
2017	8/0	0	0	0	0.0	0
2018	1/0	1	20	0	20.0	20
Totals	9/0	1	20	0	20.0	20

DUNN CAREER GAME-BY-GAME

2017	Rushing			Receiving		
	Att	Yds	TD	Rec	Yds	TD
Utah State	0	0	0	0	0	0
Fla. Atlantic	0	0	0	0	0	0
Purdue	0	0	0	0	0	0
Maryland	0	0	0	0	0	0
Indiana	0					

53 T.J. EDWARDS

■ ILB ▪ Sr./Sr. ▪ 6-1 ▪ 242
Lake Villa, Ill. (Lakes Community)

EDWARDS CAREER DEFENSIVE STATISTICS

Year	G/S	UT	AT	Tot	TFL-Yd	Sk-Yd	FF	FR	INT	PTD
2014 Redshirt season										
2015	13/13	41	43	84	6.5-11	0.0-0	1	0	0	4
2016	13/12	48	41	89	8.5-34	3.0-24	1	0	3	5
2017	14/14	53	28	81	11.0-32	2.0-11	0	0	4	11
2018	1/1	5	2	7	1.0-2	0.0-0	0	0	0	0
Tot.	41/40	147	114	261	27.0-79	5.0-35	2	0	7	20

EDWARDS CAREER GAME-BY-GAME

2015	UT	AT	Tot	TFL-Y	Sk-Y	FF	FR	INT	PTD
vs Alabama	6	6	12	1.0-2	0.0-0	0	0	0	0
Miami (Ohio)	1	1	2	0.0-0	0.0-0	0	0	0	0
Troy	2	2	4	0.5-1	0.0-0	0	0	0	0
Hawai'i	2	2	4	0.0-0	0.0-0	0	0	0	1
Iowa	3	4	7	0.0-0	0.0-0	0	0	0	0
Nebraska	5	4	9	0.0-0	0.0-0	0	0	0	0
Purdue	7	9	16	1.5-2	0.0-0	1	0	0	0
Illinois	2	2	4	1.5-4	0.0-0	0	0	0	2
Rutgers	1	2	3	0.0-0	0.0-0	0	0	0	0
Maryland	3	2	5	0.0-0	0.0-0	0	0	0	0
Northwestern	2	6	8	1.0-1	0.0-0	0	0	0	0
Minnesota	4	2	6	0.0-0	0.0-0	0	0	0	0
vs. USC	3	1	4	1.0-0	0.0-0	0	0	0	0
2016	UT	AT	Tot	TFL-Y	Sk-Y	FF	FR	INT	PTD
Akron	1	1	2	1.0-1	1.0-1	0	0	0	0
Georgia State	6	5	11	1.0-2	0.0-0	0	0	0	0
Michigan State	0	4	4	0.0-0	0.0-0	0	0	1	0
Michigan	7	4	11	0.0-0	0.0-0	0	0	0	0
Ohio State	5	4	9	0.0-0	0.0-0	0	0	0	0
Iowa	2	5	7	0.0-0	0.0-0	0	0	0	1
Nebraska	5	1	6	0.0-0	0.0-0	0	0	0	0
Northwestern	4	2	6	1.5-9	1.0-8	0	0	0	1
Illinois	2	3	5	2.0-3	0.0-0	0	0	0	0
Purdue	3	0	3	1.0-15	1.0-15	0	0	0	1
Minnesota	8	3	11	2.0-4	0.0-0	0	0	0	0
vs Penn State	1	3	4	0.0-0	0.0-0	0	0	0	0
vs W. Mich.	4	6	10	0.0-0	0.0-0	1	0	0	1
2017	UT	AT	Tot	TFL-Y	Sk-Y	FF	FR	INT	PTD
Utah State	5	2	7	1.0-1	0.0-0	0	0	0	1
Fla. Atlantic	4	2	6	2.0-3	1.0-1	0	0	0	0
BYU	0	1	1	0.0-0	0.0-0	0	0	0	1
N'western	4	2	6	0.5-1	0.0-0	0	0	0	0
Nebraska	6	3	9	0.0-0	0.0-0	0	0	0	0
Purdue	4	0	4	1.0-4	0.0-0	0	0	0	0
Maryland	3	2	5	0.0-0	0.0-0	0	0	1	5
Illinois	1	1	2	1.0-4	0.0-0	0	0	0	0
Indiana	3	1	4	0.0-0	0.0-0	0	0	0	1
Iowa	2	3	5	0.5-0	0.0-0	0	0	0	1
Michigan	7	4	11	2.5-12	1.0-10	0	0	0	1
Minnesota	6	1	7	2.5-7	0.0-0	0	0	0	0
vs Ohio State	5	3	8	0.0-0	0.0-0	0	0	0	1
Miami	3	3	6	0.0-0	0.0-0	0	0	0	0
2018	UT	AT	Tot	TFL-Y	Sk-Y	FF	FR	INT	PTD
W. Kentucky	5	2	7	1.0-2	0.0-0	0	0	0	0

EDWARDS CAREER HIGHS

Tackles: 16 vs. Purdue, Oct. 17, 2015
Tackles for Loss: 2.5 (2x) MR at Minnesota, Nov. 25, 2017
Sacks: 1.0 (5x) MR vs. Michigan, Nov. 18, 2017
Interceptions: 1 (7x) MR vs. Iowa, Nov. 11, 2017
Passes Defended: 3 vs. Utah State, Sept. 1, 2017

18 ARRINGTON FARRAR

■ OLB ▪ Sr./Sr. ▪ 6-2 ▪ 249
Atlanta, Ga. (Woodward Academy)

FARRAR CAREER DEFENSIVE STATISTICS

Year	G/S	UT	AT	Tot	TFL-Yd	Sk-Yd	FF	FR	INT	PTD
2015	12/0	5	1	6	0.0-0	0.0-0	0	0	0	0
2016	14/0	5	2	7	0.0-0	0.0-0	1	0	0	0
2017	13/0	4	12	16	0.0-0	0.0-0	0	0	0	0
Tot.	39/0	14	15	29	0.0-0	0.0-0	1	0	0	0

FARRAR CAREER GAME-BY-GAME

2015	UT	AT	Tot	TFL-Y	Sk-Y	FF	FR	INT	PTD
Miami (Ohio)	0	0	0	0.0-0	0.0-0	0	0	0	0
Troy	2	0	2	0.0-0	0.0-0	0	0	0	0
Hawai'i	0	0	0	0.0-0	0.0-0	0	0	0	0
Iowa	1	0	1	0.0-0	0.0-0	0	0	0	0
Nebraska	0	0	0	0.0-0	0.0-0	0	0	0	0
Purdue	0	0	0	0.0-0	0.0-0	0	0	0	0

Illinois	0	1	1	0.0-0	0.0-0	0	0	0	0
Rutgers	0	0	0	0.0-0	0.0-0	0	0	0	0
Maryland	0	0	0	0.0-0	0.0-0	0	0	0	0
Northwestern	2	0	2	0.0-0	0.0-0	0	0	0	0
Minnesota	0	0	0	0.0-0	0.0-0	0	0	0	0
vs. USC	0	0	0	0.0-0	0.0-0	0	0	0	0
2016	UT	AT	Tot	TFL-Y	Sk-Y	FF	FR	INT	PTD
vs LSU	1	0	1	0.0-0	0.0-0	1	0	0	0
Akron	0	0	0	0.0-0	0.0-0	0	0	0	0
Georgia State	0	0	0	0.0-0	0.0-0	0	0	0	0
Michigan State	1	1	2	0.0-0	0.0-0	0	0	0	0
Michigan	1	0	1	0.0-0	0.0-0	0	0	0	0
Ohio State	1	0	1	0.0-0	0.0-0	0	0	0	0
Iowa	0	0	0	0.0-0	0.0-0	0	0	0	0
Nebraska	0	1	1	0.0-0	0.0-0	0	0	0	0
Northwestern	0	0	0	0.0-0	0.0-0	0	0	0	0
Illinois	0	0	0	0.0-0	0.0-0	0	0	0	0
Purdue	1	0	1	0.0-0	0.0-0	0	0	0	0
Minnesota	0	0	0	0.0-0	0.0-0	0	0	0	0
vs Penn State	0	0	0	0.0-0	0.0-0	0	0	0	0
vs W. Mich.	0	0	0	0.0-0	0.0-0	0	0	0	0

2017	UT	AT	Tot	TFL-Y	Sk-Y	FF	FR	INT	PTD
Utah State	0	4	4	0.0-0	0.0-0	0	0	0	0
Fla. Atlantic	0	0	0	0.0-0	0.0-0	0	0	0	0
BYU	0	0	0	0.0-0	0.0-0	0	0	0	0
N'western	0	0	0	0.0-0	0.0-0	0	0	0	0
Nebraska	0	0	0	0.0-0	0.0-0	0	0	0	0
Maryland	1	0	1	0.0-0	0.0-0	0	0	0	0
Illinois	3	1	4	0.0-0	0.0-0	0	0	0	0
Indiana	0	1	1	0.0-0	0.0-0	0	0	0	0
Iowa	0	1	1	0.0-0	0.0-0	0	0	0	0
Michigan	0	0	0	0.0-0	0.0-0	0	0	0	0
Minnesota	0	5	5	0.0-0	0.0-0	0	0	0	0
vs Ohio State	0	0	0	0.0-0	0.0-0	0	0	0	0
Miami	0	0	0	0.0-0	0.0-0	0	0	0	0

FARRAR CAREER HIGHS

Tackles: 5 at Minnesota, Nov. 25, 2017
Tackles for Loss: --
Sacks: --
Interceptions: --
Passes Defended: --

84 JAKE FERGUSON

■ TE ▪ So./Fr. ▪ 6-5 ▪ 239
Madison, Wis. (Memorial)

FERGUSON CAREER RECEIVING STATISTICS

Year	GP/GS	Rec	Yds	TD	Y/C	LG
2017 Redshirt season						
2018	1/0	4	43	0	10.8	11
Totals	1/0	4	43	0	10.8	11

FERGUSON CAREER GAME-BY-GAME RUSH/RECEIVE

2018	Rushing				Receiving			
	Att	Yds	TD	Lg	Rec	Yds	TD	Lg
W. Kentucky	0	0	0	0	4	43	0	11

FERGUSON CAREER HIGHS

Receptions: 4 vs. Western Kentucky, Aug. 31, 2018
Receiving Yards: 43 vs. Western Kentucky, Aug. 31, 2018
Receiving TDs: --
Long Reception: 11 vs. Western Kentucky, Aug. 31, 2018

27 RAFAEL GAGLIANONE

■ K ▪ Sr./Sr. ▪ 5-11 ▪ 238
Sao Paulo, Brazil
(Chattanooga (Tenn.) Baylor)

GAGLIANONE CAREER KICKING STATISTICS

Year	G/S	FGM	FGA	FG%	Lg	PAT	PAT%
2014	13/0	19	22	.864	51	59-61	.967
2015	13/0	18	27	.667	49	40-40	1.000
2016	3/0	7	8	.875	48	10-10	1.000
2017	14/0	16	18	.889	52	59-59	1.000
2018	1/0	2	2	1.000	42	4-4	1.000
Tot.	44/0	62	77	.805	52	172-174	.989

GAGLIANONE CAREER GAME-BY-GAME

2014	Field Goals				Kickoffs				PAT
	M-A	Lg	Bk	No	Yds	Avg	TB	OB	
vs LSU	1-1	51	0	0	0	0.0	0	0	3-3
Western Ill.	0-1	0	0	2	120	60.0	0	0	5-5
Bowling Green	2-2	43	0	0	0	0.0	0	0	8-9

South Florida	2-2	24	0	0	0	0.0	0	0	3-3
at N'western	0-1	0	0	0	0	0.0	0	0	2-2
Illinois	1-2	44	0	0	0	0.0	0	0	5-5
M									

GRADY CAREER HIGHS

Tackles: 4 vs. Western Kentucky, Aug. 31, 2018
Tackles for Loss: --
Sacks: --
Interceptions: --
Passes Defended: --

50 IZAYAH GREEN-MAY

■ OLB ▪ So./Fr. ▪ 6-6 ▪ 223
Bolingbrook, Ill. (Bolingbrook)

GREEN-MAY CAREER DEFENSIVE STATISTICS

Table with columns: Year, G/S, UT, AT, Tot, TFL-Yd, Sk-Yd, FF, FR, IN, TPD. Shows stats for 2017 (Redshirt season) and 2018, with a Totals row.

GREEN-MAY CAREER GAME-BY-GAME

Table with columns: Year, UT, AT, Tot, TFL-Y, Sk-Y, FF, FR, INT, P, D. Shows stats for 2018 at W. Kentucky.

GREEN-MAY CAREER HIGHS

Tackles: --
Tackles for Loss: --
Sacks: --
Interceptions: --
Passes Defended: --

37 GARRETT GROSHKE

■ RB ▪ Jr./So. ▪ 5-11 ▪ 218
Amherst Junction, Wis. (Amherst)

GROSHKE CAREER RUSHING STATISTICS

Table with columns: Year, GP/GS, Att, Yds, TD, Y/C, LG. Shows stats for 2016 (Redshirt season), 2017, 2018, and Totals.

GROSHKE CAREER RECEIVING STATISTICS

Table with columns: Year, GP/GS, Rec, Yds, TD, Y/C, LG. Shows stats for 2016 (Redshirt season), 2017, 2018, and Totals.

GROSHKE CAREER GAME-BY-GAME

Table with columns: Year, Rushing (Att, Yds, TD, Lg), Receiving (Rec, Yds, TD, Lg). Shows stats for 2017 and 2018 across various schools.

GROSHKE CAREER HIGHS

Rushing Attempts: 12 at Illinois, Oct. 28, 2017
Rushing Yards: 51 at Illinois, Oct. 28, 2017
Rushing TDs: 1 (2x) MR at Illinois, Oct. 28, 2017
Long Rush: 27 at Minnesota, Nov. 25, 2017
Receptions: 2 vs. Ohio State, Dec. 2, 2017
Receiving Yards: 43 vs. Western Kentucky, Aug. 31, 2018
Receiving TDs: 1 vs. Western Kentucky, Aug. 31, 2018
Long Reception: 43 vs. Western Kentucky, Aug. 31, 2018

8 DERON HARRELL

■ CB ▪ So./Fr. ▪ 6-2 ▪ 182
Denver, Colo. (East)

HARRELL CAREER DEFENSIVE STATISTICS

Table with columns: Year, G/S, UT, AT, Tot, TFL-Yd, Sk-Y, FF, FR, IN, TPD. Shows stats for 2017 (Redshirt season) and 2018, with a Totals row.

HARRELL CAREER GAME-BY-GAME

Table with columns: Year, UT, AT, Tot, TFL-Y, Sk-Y, FF, FR, INT, P, D. Shows stats for 2018 at W. Kentucky.

HARRELL CAREER HIGHS

Tackles: --
Tackles for Loss: --
Sacks: --
Interceptions: --
Passes Defended: --

92 MATT HENNINGSEN

■ DE ▪ So./Fr. ▪ 6-3 ▪ 277
Menomonee Falls, Wis.
(Menomonee Falls)

HENNINGSEN CAREER DEFENSIVE STATISTICS

Table with columns: Year, G/S, UT, AT, Tot, TFL-Yd, Sk-Yd, FF, FR, IN, TPD. Shows stats for 2017 (Redshirt season) and 2018, with a Totals row.

HENNINGSEN CAREER GAME-BY-GAME

Table with columns: Year, UT, AT, Tot, TFL-Y, Sk-Y, FF, FR, INT, P, D. Shows stats for 2018 at W. Kentucky.

HENNINGSEN CAREER HIGHS

Tackles: 4 vs. Western Kentucky, Aug. 31, 2018
Tackles for Loss: --
Sacks: --
Interceptions: --
Passes Defended: --

20 FAION HICKS

■ CB ▪ So./Fr. ▪ 5-10 ▪ 184
Miami, Fla. (Flanagan)

HICKS CAREER DEFENSIVE STATISTICS

Table with columns: Year, G/S, UT, AT, Tot, TFL-Yd, Sk-Yd, FF, FR, IN, TPD. Shows stats for 2017 (Redshirt season) and 2018, with a Totals row.

HICKS CAREER GAME-BY-GAME

Table with columns: Year, UT, AT, Tot, TFL-Y, Sk-Y, FF, FR, INT, P, D. Shows stats for 2018 at W. Kentucky.

HICKS CAREER HIGHS

Tackles: 3 vs. Western Kentucky, Aug. 31, 2018
Tackles for Loss: --
Sacks: --
Interceptions: 1 vs. Western Kentucky, Aug. 31, 2018
Passes Defended: 1 vs. Western Kentucky, Aug. 31, 2018

39 ZACH HINTZE

■ K ▪ Sr./Jr. ▪ 6-0 ▪ 186
Fond du Lac, Wis. (St. Mary's Springs)

HINTZE CAREER KICKOFF STATISTICS

Table with columns: Year, G/S, No., Yards, Avg. Shows stats for 2015 (Redshirt season), 2016 (Did not play), 2017, 2018, and Totals.

HINTZE CAREER KICKING STATISTICS

Table with columns: Year, G/S, FGM, FGA, FG%, Lg, PAT, PAT%. Shows stats for 2015 (Redshirt season), 2016 (Did not play), 2017, 2018.

Summary stats for 2018: 1/0 0 0 .000 0 0-0 .000. Totals: 14/0 0 0 .000 0 0-0 .000

HINTZE CAREER GAME-BY-GAME KICKING

Table with columns: Year, M-A, Lg, Bk, No, Yds, Avg, TB, OB, M-A, PAT. Shows kicking stats for 2017 and 2018 across various schools.

HINTZE CAREER HIGHS

FG Made: --
FG Attempted: --
Long FG: --
PAT Made: --
PAT Attempted: --
Kickoffs: 8 at Indiana, Nov. 4, 2017
Kickoff Yards: 504 at Indiana, Nov. 4, 2017
Kickoff Average: 65.0(5x) MR vs. W. Kentucky, Aug. 31, 2018
Touchbacks: 7 vs. Western Kentucky, Aug. 31, 2018

12 ALEX HORNIBROOK

■ QB ▪ Sr./Jr. ▪ 6-4 ▪ 219
West Chester, Pa. (Malvern Prep)

HORNIBROOK CAREER PASSING STATISTICS

Table with columns: Year, G/S, C, A, Int, Yds, TD, Pct, Lg, Effic. Shows stats for 2015 (Redshirt season), 2016, 2017, 2018, and Totals.

HORNIBROOK CAREER GAME-BY-GAME PASSING

Table with columns: Year, Start, Att, Cmp, Int, Pct, Yards, TD, Effic. Shows passing stats for 2016 and 2017 across various schools.

HORNIBROOK CAREER HIGHS

Completions: 23 at Miami, Dec. 30, 2017
Attempts: 40 vs. Ohio State, Dec. 2, 2017
Yards: 258 at Miami, Dec. 30, 2017
Touchdowns: 4 (2x) MR at Miami, Dec. 30, 2017
Interceptions: 3 (2x) MR vs. Iowa, Nov. 11, 2017
Long Pass: 61 vs. N'western, Sept. 30, 2017

98 KRAIG HOWE

DE ■ Sr./Jr. ■ 6-3 ■ 272
Dayton, Ohio (Archbishop Alter)

HOWE CAREER DEFENSIVE STATISTICS
Year G/S UT AT Tot TFL-Yd Sk-Yd FF FR INTPD
2015 Redshirt season
2016 Did not play
2017 1/0 1 0 1 0.0-0 0.0-0 0 0 0 0
Tot. 1/0 1 0 1 0.0-0 0.0-0 0 0 0 0

HOWE CAREER GAME-BY-GAME
2017 UT AT Tot TFL-Y Sk-Y FF FR INTPD
Utah State 1 0 1 0.0-0 0.0-0 0 0-0 0-0 0

HOWE CAREER HIGHS
Tackles: 1 vs. Utah State, Sept. 1, 2017
Tackles for Loss: --
Sacks: --
Passes Defended: --

45 ALEC INGOLD

FB ■ Sr./Sr. ■ 6-2 ■ 242
Green Bay, Wis. (Bay Port)

INGOLD CAREER RUSHING STATISTICS
Year GP/GS Att Yds TD Y/C LG
2015 10/0 49 131 6 2.7 26
2016 14/0 18 44 2 2.4 6
2017 14/0 10 25 3 2.5 5
2018 1/1 4 16 0 4.0 9
Totals 39/1 81 216 11 2.7 26

INGOLD CAREER RECEIVING STATISTICS
Year GP/GS Rec Yds TD Y/C LG
2015 10/0 0 0 0 0 0
2016 14/0 6 55 2 9.2 19
2017 14/0 3 37 1 12.3 18
2018 1/1 0 0 0 0.0 0
Totals 39/1 9 92 3 10.2 19

INGOLD CAREER GAME-BY-GAME
2015 Rushing Receiving
Att Yds TD Lg Rec Yds TD Lg
Hawai'i 7 60 0 26 0 0 0 0
Iowa 0 0 0 0 0 0 0 0
Nebraska 8 14 1 6 0 0 0 0
Purdue 9 19 2 7 0 0 0 0
Illinois 13 26 1 8 0 0 0 0
Rutgers 6 9 0 6 0 0 0 0
Maryland 3 -1 1 1 0 0 0 0
Northwestern 0 0 0 0 0 0 0 0
Minnesota 3 4 1 2 0 0 0 0
vs. USC 0 0 0 0 0 0 0 0

2016 Rushing Receiving
Att Yds TD Lg Rec Yds TD Lg
vs LSU 0 0 0 0 1 2 0 2
Akron 2 4 0 2 1 6 1 6
Georgia State 1 4 0 4 2 13 0 12
Michigan State 3 13 0 6 0 0 0 0
Michigan 1 2 0 2 0 0 0 0
Ohio State 0 0 0 0 0 0 0 0
Iowa 0 0 0 0 0 0 0 0
Nebraska 1 1 0 1 0 0 0 0
Northwestern 2 5 0 3 0 0 0 0
Illinois 3 8 0 3 1 15 0 15
Purdue 4 6 1 3 1 19 1 19
Minnesota 1 1 1 1 0 0 0 0
vs Penn State 0 0 0 0 0 0 0 0
vs W. Mich. 0 0 0 0 0 0 0 0

2017 Rushing Receiving
Att Yds TD Lg Rec Yds TD Lg
Utah State 0 0 0 0 1 11 0 11
Fla. Atlantic 1 5 0 0 0 0 0 0
BYU 2 7 0 5 1 8 0 0
N'western 0 0 0 0 0 0 0 0
Nebraska 0 0 0 0 0 0 0 0
Purdue 0 0 0 0 0 0 0 0
Maryland 1 1 0 1 0 0 0 0
Illinois 1 1 1 1 0 0 0 0
Indiana 4 6 2 2 1 18 1 18
Iowa 0 0 0 0 0 0 0 0
Michigan 0 0 0 0 0 0 0 0
Minnesota 0 0 0 0 0 0 0 0
vs Ohio State 1 5 0 5 0 0 0 0
Miami 0 0 0 0 0 0 0 0

2018 Rushing Receiving
Att Yds TD Lg Rec Yds TD Lg
W. Kentucky 4 16 0 16 0 0 0 0

INGOLD CAREER HIGHS
Rush Attempts: 13 vs. Illinois, Oct. 24, 2015
Rush Yards: 60 vs. Hawai'i, Sept. 26, 2015
Rush TDs: 2 (2x) at Indiana, Nov. 4, 2017
Long Rush: 26 vs. Hawai'i, Sept. 26, 2015
Receptions: 2 vs. Georgia St., Sept. 17, 2016
Receiving Yards: 19 at Purdue, Nov. 19, 2016
Receiving TDs: 1 (3x) MR at Indiana, Nov. 4, 2017
Long Reception: 19 at Purdue, Nov. 19, 2016

5 CHRIS JAMES

RB ■ Sr./Sr. ■ 5-10 ■ 222
Chicago, Ill. (Notre Dame Prep/Pittsburgh)

JAMES CAREER RUSHING STATISTICS
Year GP/GS Att Yds TD Y/C LG
2016 Redshirt season
2017 9/0 51 233 1 4.6 29
2018 1/0 2 10 0 5.0 7
Totals 10/0 53 243 1 4.6 29

JAMES CAREER RECEIVING STATISTICS
Year GP/GS Rec Yds TD Y/C LG
2016 Redshirt season
2017 9/0 5 36 0 7.2 17
2018 1/0 0 0 0 0.0 0
Totals 10/0 5 36 0 7.2 17

JAMES CAREER GAME-BY-GAME
2017 Rushing Receiving
Att Yds TD Lg Rec Yds TD Lg
Utah State 5 15 0 7 0 0 0 0
Fla. Atlantic 16 101 0 19 0 0 0 0
BYU 5 21 0 11 3 25 0 17
N'western 1 2 0 2 1 2 0 2
Nebraska 2 11 0 6 2 9 0 9
Iowa 3 18 0 11 0 0 0 0
Minnesota 7 51 0 29 0 0 0 0
vs Ohio State 5 6 1 3 0 0 0 0
Miami 7 10 0 6 0 0 0 0

JAMES CAREER HIGHS
Rushing Attempts: 16 vs. Fla. Atlantic, Sept. 9, 2017
Rushing Yards: 101 vs. Fla. Atlantic, Sept. 9, 2017
Rushing TDs: 1 vs. Ohio State, Dec. 2, 2017
Long Rush: 29 at Minnesota, Nov. 25, 2017
Receptions: 3 at BYU, Sept. 16, 2017
Receiving Yards: 25 at BYU, Sept. 16, 2017
Receiving TDs: --
Long Reception: 16 at BYU, Sept. 16, 2017

2 PATRICK JOHNSON

S ■ Jr./So. ■ 5-11 ■ 193
Washington, D.C. (The Bullis School)

JOHNSON CAREER DEFENSIVE STATISTICS
Year G/S UT AT Tot TFL-Yd Sk-Yd FF FR INTPD
2016 13/0 2 1 3 0.0-0 0.0-0 0 0 0 0
2017 4/0 0 0 0 0.0-0 0.0-0 0 0 0 0
Tot. 17/0 2 1 3 0.0-0 0.0-0 0 0 0 0

JOHNSON CAREER GAME-BY-GAME
2016 UT AT Tot TFL-Y Sk-Y FF FR INTPD
Akron 1 1 2 0.0-0 0.0-0 0 0-0 0-0 0
Georgia State 0 0 0 0.0-0 0.0-0 0 0-0 0-0 0
Michigan State 0 0 0 0.0-0 0.0-0 0 0-0 0-0 0
Michigan 0 0 0 0.0-0 0.0-0 0 0-0 0-0 0
Ohio State 0 0 0 0.0-0 0.0-0 0 0-0 0-0 0
Iowa 0 0 0 0.0-0 0.0-0 0 0-0 0-0 0
Nebraska 0 0 0 0.0-0 0.0-0 0 0-0 0-0 0
Northwestern 0 0 0 0.0-0 0.0-0 0 0-0 0-0 0
Illinois 0 0 0 0.0-0 0.0-0 0 0-0 0-0 0
Purdue 0 0 0 0.0-0 0.0-0 0 0-0 0-0 0
Minnesota 0 0 0 0.0-0 0.0-0 0 0-0 0-0 0
vs Penn State 1 0 1 0.0-0 0.0-0 0 0-0 0-0 0
vs W. Mich. 0 0 0 0.0-0 0.0-0 0 0-0 0-0 0
2017 UT AT Tot TFL-Y Sk-Y FF FR INTPD
Utah State 0 0 0 0.0-0 0.0-0 0 0-0 0-0 0

Fla. Atlantic 0 0 0 0.0-0 0.0-0 0 0-0 0-0 0
N'western 0 0 0 0.0-0 0.0-0 0 0-0 0-0 0
Nebraska 0 0 0 0.0-0 0.0-0 0 0-0 0-0 0

JOHNSON CAREER HIGHS
Tackles: 2 vs. Akron, Sept. 10, 2016
Tackles for Loss: --
Sacks: --
Interceptions: --
Passes Defended: --

59 TYLER JOHNSON

OLB ■ Sr./Jr. ■ 6-3 ■ 240
Menasha, Wis. (Menasha)

JOHNSON CAREER DEFENSIVE STATISTICS
Year G/S UT AT Tot TFL-Yd Sk-Yd FF FR INTPD
2015 Redshirt season
2016 7/0 0 0 0 0.0-0 0.0-0 0 0 0 0
2017 14/0 6 2 8 2.0-10 1.0-5 2 0 0 0
2018 1/0 1 0 1 0.0-0 0.0-0 0 0 0 0
Tot. 22/0 7 2 9 2.0-10 1.0-5 2 0 0 0

JOHNSON CAREER GAME-BY-GAME
2016 UT AT Tot TFL-Y Sk-Y FF FR INTPD
vs LSU 0 0 0 0.0-0 0.0-0 0 0-0 0-0 0
Akron 0 0 0 0.0-0 0.0-0 0 0-0 0-0 0
Ohio State 0 0 0 0.0-0 0.0-0 0 0-0 0-0 0
Iowa 0 0 0 0.0-0 0.0-0 0 0-0 0-0 0
Northwestern 0 0 0 0.0-0 0.0-0 0 0-0 0-0 0
Illinois 0 0 0 0.0-0 0.0-0 0 0-0 0-0 0
Purdue 0 0 0 0.0-0 0.0-0 0 0-0 0-0 0

2017 UT AT Tot TFL-Y Sk-Y FF FR INTPD
Utah State 1 1 2 0.0-0 0.0-0 0 0-0 0-0 0
Fla. Atlantic 0 0 0 0.0-0 0.0-0 0 0-0 0-0 0
BYU 0 0 0 0.0-0 0.0-0 0 0-0 0-0 0
N'western 0 0 0 0.0-0 0.0-0 0 0-0 0-0 0
Nebraska 0 0 0 0.0-0 0.0-0 0 0-0 0-0 0
Purdue 0 0 0 0.0-0 0.0-0 0 0-0 0-0 0
Maryland 1 0 1 0.0-0 0.0-0 0 0-0 0-0 0
Illinois 1 1 2 1.0-5 1.0-5 1 0-0 0-0 0
Indiana 1 0 1 1.0-5 0.0-0 1 0-0 0-0 0
Iowa 0 0 0 0.0-0 0.0-0 0 0-0 0-0 0
Michigan 1 0 1 0.0-0 0.0-0 0 0-0 0-0 0
Minnesota 1 0 1 0.0-0 0.0-0 0 0-0 0-0 0
vs Ohio State 0 0 0 0.0-0 0.0-0 0 0-0 0-0 0
Miami 0 0 0 0.0-0 0.0-0 0 0-0 0-0 0
2018 UT AT Tot TFL-Y Sk-Y FF FR INTPD
W. Kentucky 1 0 1 0.0-0 0.0-0 0 0-0 0-0 0

JOHNSON CAREER HIGHS
Tackles: 2 (2x) MR at Illinois, Oct. 28, 2017
Tackles for Loss: 1.0 (2x) MR at Indiana, Nov. 4, 2017
Sacks: 1.0 at Illinois, Oct. 28, 2017
Interceptions: --
Passes Defended: --

24 ADAM KRUMHOLZ

WR ■ Jr./So. ■ 6-1 ■ 194
Stoughton, Wis. (Stoughton)

KRUMHOLZ CAREER RECEIVING STATISTICS
Year GP/GS Rec Yds TD Y/C LG
2016 Redshirt season
2017 6/0 0 0 0 0.0 0
2018 1/0 1 5 0 5.0 5
Totals 6/0 1 5 0 5.0 5

KRUMHOLZ CAREER GAME-BY-GAME
2017 Rushing Receiving
Att Yds TD Lg Rec Yds TD Lg
Illinois 0 0 0 0 0 0 0 0
Indiana 0 0 0 0 0 0 0 0
Iowa 0 0 0 0 0 0 0 0
Michigan 0 0 0 0 0 0 0 0
Minnesota 0 0 0 0 0 0 0 0
vs Ohio State 0 0 0 0 0 0 0 0
2018 Rushing Receiving
Att Yds TD Lg Rec Yds TD Lg
W. Kentucky 0 0 0 0 1 5 0 5

KRUMHOLZ CAREER HIGHS
Rush Attempts: --
Rush Yards: --
Rush TDs: --

Long Rush: --
 Receptions: 1 vs. Western Kentucky, Aug. 31, 2018
 Receiving Yards: 5 vs. Western Kentucky, Aug. 31, 2018
 Receiving TDs: --
 Long Reception: 5 vs. Western Kentucky, Aug. 31, 2018

46 GABE LLOYD

■ TE ■ Jr./So. ■ 6-4 ■ 231

Green Bay, Wis.
 (Northeast Wisconsin Lutheran)

LLOYD CAREER RUSHING STATISTICS

Year	GP/GS	Att	Yds	TD	Y/C	LG
Redshirt season						
2016		0	0	0	0.0	0
2017	8/0	0	0	0	0.0	0
2018	1/0	0	0	0	0.0	0
Totals	9/0	0	0	0	0.0	0

LLOYD CAREER RECEIVING STATISTICS

Year	GP/GS	Rec	Yds	TD	Y/C	LG
Redshirt season						
2016		0	0	0	0.0	0
2017	8/0	0	0	0	0.0	0
2018	1/0	0	0	0	0.0	0
Totals	9/0	0	0	0	0.0	0

LLOYD CAREER DEFENSIVE STATISTICS

Year	G/S	UT	AT	Tot	TFL-Yd	Sk-Yd	FF	FR	INTPD
Redshirt season									
2016	8/0	1	2	3	0.0-0	0.0-0	0	0	0
2017	1/0	0	0	0	0.0-0	0.0-0	0	0	0
Tot.	9/0	1	2	3	0.0-0	0.0-0	0	0	0

LLOYD CAREER GAME-BY-GAME RUSH/RECEIVE

Year	Rushing				Receiving			
	Att	Yds	TD	Lg	Rec	Yds	TD	Lg
2016	0	0	0	0	0	0	0	0
2017	0	0	0	0	0	0	0	0
2018	0	0	0	0	0	0	0	0
Totals	0	0	0	0	0	0	0	0

LLOYD CAREER GAME-BY-GAME DEFENSE

Year	UT	AT	Tot	TFL-Y	Sk-Y	FF	FR	INTPD
2016	0	0	0	0.0-0	0.0-0	0	0-0	0-0
2017	0	0	0	0.0-0	0.0-0	0	0-0	0-0
2018	1	0	1	0.0-0	0.0-0	0	0-0	0-0
Totals	1	0	1	0.0-0	0.0-0	0	0-0	0-0

LLOYD CAREER HIGHS

Rushing Attempts: --
 Rushing Yards: --
 Rushing TDs: --
 Long Rush: --
 Receptions: --
 Receiving Yards: --
 Receiving TDs: --
 Long Reception: --
 Tackles: 1 (3x) MR at Miami, Dec. 30, 2017

15 ANTHONY LOTTI

■ P ■ Jr./Jr. ■ 6-0 ■ 187

Flowery Branch, Ga. (West Hall)

LOTTI CAREER PUNTING STATISTICS

Year	GP/GS	Punts	Yds	Avg	In-20	Lg
2016	12/0	51	1923	37.7	25	60
2017	14/0	57	2281	40.0	22	62
2018	1/0	4	158	39.5	3	49
Totals	27/0	112	4362	38.9	47	62

LOTTI CAREER GAME-BY-GAME PUNTING

Year	P	Yds	Avg	Lg	Blk	TB	FC	50+	I20
2016	2	75	37.5	42	0	0	0	0	1
2017	2	72	36.0	42	0	0	2	0	1
2018	5	204	40.8	48	0	0	1	0	2
Totals	9	351	39.0	44	0	0	3	1	4

LOTTI CAREER GAME-BY-GAME PUNTING

Year	P	Yds	Avg	Lg	Blk	TB	FC	50+	I20
2016	2	129	43.0	54	0	0	1	1	0
2017	5	191	38.2	43	0	0	0	0	2
2018	2	93	46.5	51	0	0	1	1	2
Totals	9	413	45.7	54	0	0	2	2	4

LOTTI CAREER HIGHS

Punts: 8 (2x) MR vs. Ohio State, Dec. 2, 2017
 Punting Yards: 359 vs. Ohio State, Dec. 2, 2017
 Punting Average: 46.5 at BYU, Sept. 16, 2017
 Long Punt: 62 vs. Iowa, Nov. 11, 2017

97 ISAAHH LOUDERMILK

■ DE ■ Jr./So. ■ 6-7 ■ 300

Howard, Kan. (West Elk)

LOUDERMILK CAREER DEFENSIVE STATISTICS

Year	G/S	UT	AT	Tot	TFL-Yd	Sk-Yd	FF	FR	INTPD
Redshirt season									
2016	11/0	6	5	11	1.5-15	1.5-15	0	0	1
Tot.	11/0	6	5	11	1.5-15	1.5-15	0	0	1

LOUDERMILK CAREER GAME-BY-GAME

Year	UT	AT	Tot	TFL-Y	Sk-Y	FF	FR	INTPD
2016	2	1	3	1.0-5	1.0-5	0	0-0	0-0
2017	0	0	0	0.0-0	0.0-0	0	0-0	0-0
2018	1	1	2	0.0-0	0.0-0	0	0-0	0-0
Totals	3	2	5	1.0-5	1.0-5	0	0-0	0-0

LOUDERMILK CAREER HIGHS

Tackles: 3 vs. Utah State, Sept. 1, 2017
 Tackles for Loss: 1.0 vs. Utah State, Sept. 1, 2017
 Sacks: 1.0 vs. Utah State, Sept. 1, 2017
 Interceptions: --
 Passes Defended: 1 at Miami, Dec. 30, 2017

76 KAYDEN LYLES

■ DE ■ So./Fr. ■ 6-3 ■ 323

Madison, Wis. (Middleton)

LYLES CAREER DEFENSIVE STATISTICS

Year	G/S	UT	AT	Tot	TFL-Yd	Sk-Yd	FF	FR	INTPD
Redshirt season									
2016	1/0	2	0	2	0.0-0	0.0-0	0	0	0
2017	1/0	2	0	2	0.0-0	0.0-0	0	0	0
Tot.	2/0	4	0	4	0.0-0	0.0-0	0	0	0

LYLES CAREER GAME-BY-GAME

Year	UT	AT	Tot	TFL-Y	Sk-Y	FF	FR	INTPD
2016	2	0	2	0.0-0	0.0-0	0	0-0	0-0
2017	2	0	2	0.0-0	0.0-0	0	0-0	0-0
Totals	4	0	4	0.0-0	0.0-0	0	0-0	0-0

LYLES CAREER HIGHS

Tackles: 2 vs. Western Kentucky, Aug. 31, 2018
 Tackles for Loss: --
 Sacks: --
 Interceptions: --
 Passes Defended: --

58 MIKE MASKALUNAS

■ ILB ■ Jr./So. ■ 6-3 ■ 229

Long Grove, Ill. (Adlai E. Stevenson)

MASKALUNAS CAREER DEFENSIVE STATISTICS

Year	G/S	UT	AT	Tot	TFL-Yd	Sk-Yd	FF	FR	INTPD
Redshirt season									
2016	13/0	6	5	11	1.0-14	0.0-0	0	1	0
2017	1/0	0	0	0	0.0-0	0.0-0	0	0	0
Tot.	14/0	6	5	11	1.0-14	0.0-0	0	1	0

MASKALUNAS CAREER GAME-BY-GAME

Year	UT	AT	Tot	TFL-Y	Sk-Y	FF	FR	INTPD
2016	1	0	1	0.0-0	0.0-0	0	1-0	0-0
2017	0	0	0	0.0-0	0.0-0	0	0-0	0-0
2018	0	0	0	0.0-0	0.0-0	0	0-0	0-0
Totals	1	0	1	0.0-0	0.0-0	0	1-0	0-0

MASKALUNAS CAREER HIGHS

Tackles: 3 at Minnesota, Nov. 25, 2017
 Tackles for Loss: 1.0 at BYU, Sept. 16, 2017
 Sacks: --
 Interceptions: --
 Passes Defended: --

81 TAJ MUSTAPHA

■ WR ■ Fr./Fr. ■ 6-0 ■ 192

Southfield, Mich. (West Bloomfield)

MUSTAPHA CAREER RECEIVING STATISTICS

Year	GP/GS	Rec	Yds	TD	Y/C	LG
2018	1/0	0	0	0	0.0	0
Totals	1/0	0	0	0	0.0	0

MUSTAPHA CAREER GAME-BY-GAME RUSH/RECEIVE

Year	Rushing				Receiving			
	Att	Yds	TD	Lg	Rec	Yds	TD	Lg
2018	0	0	0	0	0	0	0	0
Totals	0	0	0	0	0	0	0	0

MUSTAPHA CAREER HIGHS

Receptions: --
 Receiving Yards: --
 Receiving TDs: --
 Long Reception: --
 Kick Returns: --
 Kick Return Yds: --
 Long Kick Ret.: --

9 SCOTT NELSON

■ S ■ So./Fr. ■ 6-2 ■ 202

Detroit, Mich. (Univ. of Detroit Jesuit)

NELSON CAREER DEFENSIVE STATISTICS

Year	G/S	UT	AT	Tot	TFL-Yd	Sk-Yd	FF	FR	INTPD
Redshirt season									
2016	1/0	5	2	7	1.0-3	0.0-0	0	0	2
2017	1/0	5	2	7	1.0-3	0.0-0	0	0	2
Tot.	2/0	10	4	14	2.0-6	0.0-0	0	0	4

NELSON CAREER GAME-BY-GAME

Year	UT	AT	Tot	TFL-Y	Sk-Y	FF	FR	INTPD
2016	5	2	7	1.0-3	0.0-0	0	0-0	0-0
2017	5	2	7	1.0-3	0.0-0	0	0-0	0-0
Totals	10	4	14	2.0-6	0.0-0	0	0-0	0-0

NELSON CAREER HIGHS

Tackles: 7 vs. Western Kentucky, Aug. 31, 2018
 Tackles for Loss: 1.0 vs. Western Kentucky, Aug. 31, 2018
 Sacks: --
 Interceptions: --
 Passes Defended: 2 vs. Western Kentucky, Aug. 31, 2018

85 ZANDER NEUVILLE

■ TE ■ Sr./Sr. ■ 6-5 ■ 252
 Waupaca, Wis. (Waupaca)

NEUVILLE CAREER RUSHING STATISTICS

Year	GP/GS	Att	Yds	TD	Y/C	LG
2014		Redshirt season				
2015	13/0	0	0	0	0.0	0
2016	14/1	0	0	0	0.0	0
2017	12/11	0	0	0	0.0	0
Totals	39/12	0	0	0	0.0	0

NEUVILLE CAREER RECEIVING STATISTICS

Year	GP/GS	Rec	Yds	TD	Y/C	LG
2014		Redshirt season				
2015	13/0	0	0	0	0.0	0
2016	14/1	0	0	0	0.0	0
2017	12/11	9	81	2	9.0	28
Totals	39/12	9	81	2	9.0	28

NEUVILLE CAREER DEFENSIVE STATISTICS

Year	G/S	UT	AT	Tot	TFL-Yd	Sk-Yd	FF	FR	INTPD	
2014		Redshirt season								
2015	13/0	0	0	0	0.0-0	0.0-0	0	0	0	1
2016	14/1	0	0	0	0.0-0	0.0-0	0	0	0	0
2017	12/11	1	0	0	0.0-0	0.0-0	0	0	0	0
Tot.	39/12	1	0	0	0.0-0	0.0-0	0	0	0	1

NEUVILLE CAREER GAME-BY-GAME RUSH/RECEIVE

Year	Rushing			Receiving				
	Att	Yds	TD	Lg	Rec	Yds	TD	Lg
2016	0	0	0	0	0	0	0	0
vs LSU	0	0	0	0	0	0	0	0
Akron	0	0	0	0	0	0	0	0
Georgia State	0	0	0	0	0	0	0	0
Michigan State	0	0	0	0	0	0	0	0
Michigan	0	0	0	0	0	0	0	0
Ohio State	0	0	0	0	0	0	0	0
Iowa	0	0	0	0	0	0	0	0
Nebraska	0	0	0	0	0	0	0	0
Northwestern	0	0	0	0	0	0	0	0
Illinois	0	0	0	0	0	0	0	0
Purdue	0	0	0	0	0	0	0	0
Minnesota	0	0	0	0	0	0	0	0
vs Penn State	0	0	0	0	0	0	0	0
vs W. Mich	0	0	0	0	0	0	0	0
2017	0	0	0	0	1	28	1	28
Utah State	0	0	0	0	2	5	0	5
Fla. Atlantic	0	0	0	0	0	0	0	0
BYU	0	0	0	0	0	0	0	0
N'western	0	0	0	0	0	0	0	0
Nebraska	0	0	0	0	0	0	0	0
Purdue	0	0	0	0	2	23	1	15
Maryland	0	0	0	0	1	12	0	12
Illinois	0	0	0	0	1	9	0	9
Indiana	0	0	0	0	1	2	0	2
Iowa	0	0	0	0	0	0	0	0
Michigan	0	0	0	0	1	2	0	2
Minnesota	0	0	0	0	0	0	0	0

NEUVILLE CAREER GAME-BY-GAME - DEFENSE

Year	UT	AT	Tot	TFL-Y	Sk-Y	FF	FR	INTPD
2015	0	0	0	0.0-0	0.0-0	0	0	0
vs Alabama	0	0	0	0.0-0	0.0-0	0	0	0
Miami (Ohio)	0	0	0	0.0-0	0.0-0	0	0	0
Troy	0	0	0	0.0-0	0.0-0	0	0	0
Hawai'i	0	0	0	0.0-0	0.0-0	0	0	0
Iowa	0	0	0	0.0-0	0.0-0	0	0	0
Nebraska	0	0	0	0.0-0	0.0-0	0	0	0
Purdue	0	0	0	0.0-0	0.0-0	0	0	0
Illinois	0	0	0	0.0-0	0.0-0	0	0	0
Rutgers	0	0	0	0.0-0	0.0-0	0	0	0
Maryland	0	0	0	0.0-0	0.0-0	0	0	0
Northwestern	0	0	0	0.0-0	0.0-0	0	0	0
Minnesota	0	0	0	0.0-0	0.0-0	0	0	0
vs. USC	0	0	0	0.0-0	0.0-0	0	0	0
2016	0	0	0	0.0-0	0.0-0	0	0	0
vs. LSU	0	0	0	0.0-0	0.0-0	0	0	0
Akron	0	0	0	0.0-0	0.0-0	0	0	0
Georgia State	0	0	0	0.0-0	0.0-0	0	0	0
Michigan State	0	0	0	0.0-0	0.0-0	0	0	0

Michigan	0	0	0	0.0-0	0.0-0	0	0	0
Ohio State	0	0	0	0.0-0	0.0-0	0	0	0
Iowa	0	0	0	0.0-0	0.0-0	0	0	0
Nebraska	0	0	0	0.0-0	0.0-0	0	0	0
Northwestern	0	0	0	0.0-0	0.0-0	0	0	0
Illinois	0	0	0	0.0-0	0.0-0	0	0	0
Purdue	0	0	0	0.0-0	0.0-0	0	0	0
Minnesota	0	0	0	0.0-0	0.0-0	0	0	0
vs Penn State	0	0	0	0.0-0	0.0-0	0	0	0
vs W. Mich.	0	0	0	0.0-0	0.0-0	0	0	0

NEUVILLE CAREER HIGHS

Receptions: 2 (2x) MR vs. Maryland, Oct. 21, 2017
 Receiving Yards: 28 vs. Utah State, Sept. 1, 2017
 Receiving TDs: 1 (2x) MR vs. Maryland, Oct. 21, 2017
 Long Reception: 28 vs. Utah State, Sept. 1, 2017
 Tackles: 1 vs. Fla. Atlantic, Sept 9, 2017
 Tackles for Loss: --
 Sacks: --
 Interceptions: --
 Passes Defended: 1 vs. Miami (Ohio), Sept. 13, 2015

54 CHRIS ORR

■ ILB ■ Sr./Jr. ■ 6-0 ■ 232
 DeSoto, Texas (DeSoto)

ORR CAREER DEFENSIVE STATISTICS

Year	G/S	UT	AT	Tot	TFL-Yd	Sk-Yd	FF	FR	INTPD
2015	10/6	24	22	46	2.0-11	0.5-5	0	1	0
2016	1/1	0	0	0	0.0-0	0.0-0	0	0	0
2017	12/8	20	16	36	3.0-12	2.0-11	0	1	2
2018	1/0	3	2	5	0.0-0	0.0-0	0	1	0
Tot.	24/15	47	40	87	5.0-23	2.5-16	0	2	1

ORR CAREER GAME-BY-GAME

Year	UT	AT	Tot	TFL-Y	Sk-Y	FF	FR	INTPD
2015	0	2	2	0.0-0	0.0-0	0	0	0
vs Alabama	0	2	2	0.0-0	0.0-0	0	0	0
Miami (Ohio)	1	3	4	0.0-0	0.0-0	0	0	0
Troy	11	3	14	1.0-5	0.0-0	0	0	0
Hawai'i	3	1	4	0.0-0	0.0-0	0	0	0
Iowa	4	4	8	0.0-0	0.0-0	0	0	0
Nebraska	1	2	3	0.0-0	0.0-0	0	0	0
Purdue	3	4	7	0.5-5	0.5-5	0	0	0
Illinois	0	2	2	0.0-0	0.0-0	0	1	0
Minnesota	1	0	1	0.0-0	0.0-0	0	0	0
vs. USC	0	1	1	0.5-1	0.0-0	0	0	0
2016	0	0	0	0.0-0	0.0-0	0	0	0
vs LSU	0	0	0	0.0-0	0.0-0	0	0	0
2017	4	3	7	0.0-0	0.0-0	0	0	0
Utah State	4	3	7	0.0-0	0.0-0	0	0	0
Fla. Atlantic	6	2	8	1.0-3	1.0-3	0	0	0
BYU	1	1	2	0.0-0	0.0-0	0	0	0
N'western	3	4	7	1.0-8	1.0-8	0	0	0
Nebraska	1	1	2	0.0-0	0.0-0	0	0	1-78
Purdue	0	0	0	0.0-0	0.0-0	0	0	0
Maryland	2	0	2	0.0-0	0.0-0	0	0	0
Illinois	3	4	7	1.0-1	0.0-0	0	0	0
Indiana	0	0	0	0.0-0	0.0-0	0	0	0
Minnesota	0	1	1	0.0-0	0.0-0	0	0	0
vs Ohio State	0	0	0	0.0-0	0.0-0	0	0	0
Miami	0	0	0	0.0-0	0.0-0	0	0	0
2018	3	2	5	0.0-0	0.0-0	0	1	0
W. Kentucky	3	2	5	0.0-0	0.0-0	0	1	0

ORR CAREER HIGHS

Tackles: 14 vs. Troy, Sept. 19, 2015
 Tackles for Loss: 2.0 at Illinois, Oct. 28, 2017
 Sacks: 1.0 (3x) MR at Illinois, Oct. 28, 2017
 Interceptions: 1 at Nebraska, Oct. 7, 2017
 Passes Defended: 1 (3x) MR vs. Purdue, Oct. 14, 2017

49 KYLE PENNISTON

■ TE ■ Sr./Jr. ■ 6-4 ■ 243
 Orange, Calif. (Mater Dei)

PENNISTON CAREER RUSHING STATISTICS

Year	GP/GS	Att	Yds	TD	Y/C	LG
2015		Redshirt season				
2016	12/3	0	0	0	0.0	0
2017	14/9	0	0	0	0.0	0
2018	1/1	0	0	0	0.0	0
Totals	27/13	0	0	0	0.0	0

PENNISTON CAREER RECEIVING STATISTICS

Year	GP/GS	Rec	Yds	TD	Y/C	LG
2015		Redshirt season				
2016	12/3	6	102	2	17.0	54
2017	14/9	7	56	1	8.0	14
2018	1/1	0	0	0	0.0	0
Totals	27/13	13	158	3	12.2	54

PENNISTON CAREER GAME-BY-GAME

Year	Rushing			Receiving				
	Att	Yds	TD	Lg	Rec	Yds	TD	Lg
2016	0	0	0	0	0	0	0	0
vs LSU	0	0	0	0	0	0	0	0
Akron	0	0	0	0	0	0	0	0
Georgia State	0	0	0	0	3	35	1	29
Michigan State	0	0	0	0	0	0	0	0
Michigan	0	0	0	0	0	0	0	0
Iowa	0	0	0	0	1	54	0	54
Northwestern	0	0	0	0	0	0	0	0
Illinois	0	0	0	0	1			

95 KELDRIC PRESTON

■ DE ■ Jr./So. ■ 6-4 ■ 250
Tampa, Fla. (Robinson)

PRESTON CAREER DEFENSIVE STATISTICS

Year	G/S	UT	AT	Tot	TFL-Yd	Sk-Yd	FF	FR	INT	PTD
Redshirt season										
2016					0.0-0	0.0-0	0	0	0	0
2017	2/0	1	0	1	0.0-0	0.0-0	0	0	0	0
Tot.	2/0	1	0	1	0.0-0	0.0-0	0	0	0	0

PRESTON CAREER GAME-BY-GAME

2017	UT	AT	Tot	TFL-Y	Sk-Y	FF	FR	INT	PTD
Utah State	1	0	1	0.0-0	0.0-0	0	0-0	0-0	0
Iowa	0	0	0	0.0-0	0.0-0	0	0-0	0-0	0

PRESTON CAREER HIGHS

Tackles: 1 vs. Utah State, Sept. 1, 2017
Tackles for Loss: --
Sacks: --
Interceptions: --
Passes Defended: --

3 KENDRIC PRYOR

■ WR ■ Jr./So. ■ 5-11 ■ 181
Hazel Crest, Ill. (Homewood-Flossmoor)

PRYOR CAREER RUSHING STATISTICS

Year	GP/GS	Att	Yds	TD	Y/C	LG
Redshirt season						
2016		5	63	2	12.6	32
2017	10/2	1	19	0	19.0	19
Totals	11/3	6	82	2	13.7	32

PRYOR CAREER RECEIVING STATISTICS

Year	GP/GS	Rec	Yds	TD	Y/C	LG
Redshirt season						
2016		13	179	1	13.8	31
2017	10/2	4	51	1	12.8	22
Totals	11/3	17	230	1	13.5	31

PRYOR CAREER KICK RETURN STATISTICS

Year	GP/GS	Ret	Yds	TD	Avg	LG
Redshirt season						
2016		0	0	0	0.0	0
2017	10/2	1	15	0	15.0	15
Totals	11/3	1	15	0	15.0	15

PRYOR CAREER GAME-BY-GAME RUSH/RECEIVE

Year	Rushing			Receiving		
	Att	Yds	TD	Rec	Yds	TD
Redshirt season						
2016						
2017						
2018						
W. Kentucky	1	19	0	19	4	51

PRYOR CAREER GAME-BY-GAME KICK RETURNS

Year	Ret	Yds	TD	Avg	LG
W. Kentucky	1	15	0	15.0	15

PRYOR CAREER HIGHS

Rush Attempts: 3 vs. Michigan, Nov. 18, 2017
Rush Yards: 38 vs. Michigan, Nov. 18, 2017
Rush TDs: 1 (2x) MR vs. Michigan, Nov. 18, 2017
Long Rush: 32 vs. Michigan, Nov. 18, 2017
Receptions: 4 vs. Western Kentucky, Aug. 31, 2018
Receiving Yards: 51 (2x) MR vs. W. Kentucky, Aug. 31, 2018
Receiving TDs: 1 (2x) MR vs. W. Kentucky, Aug. 31, 2018
Long Reception: 31 at Minnesota, Nov. 25, 2017
Kick Returns: 1 vs. Western Kentucky, Aug. 31, 2018
Kick Return Yds: 15 vs. Western Kentucky, Aug. 31, 2018
Long Kick Ret.: 15 vs. Western Kentucky, Aug. 31, 2018

93 GARRETT RAND

■ DE ■ Jr./Sr. ■ 6-2 ■ 278
Chandler, Ariz. (Hamilton)

RAND CAREER DEFENSIVE STATISTICS

Year	G/S	UT	AT	Tot	TFL-Yd	Sk-Yd	FF	FR	INT	PTD
2016	14/0	3	2	5	0.0-0	0.0-0	0	0	0	0
2017	14/0	4	9	13	0.0-0	0.0-0	0	0	0	1
Out for season										
Tot.	28/0	7	11	18	0.0-0	0.0-0	0	0	0	1

RAND CAREER GAME-BY-GAME

2016	UT	AT	Tot	TFL-Y	Sk-Y	FF	FR	INT	PTD
vs LSU	0	0	0	0.0-0	0.0-0	0	0-0	0-0	0
Akron	1	0	1	0.0-0	0.0-0	0	0-0	0-0	0
Georgia State	0	0	0	0.0-0	0.0-0	0	0-0	0-0	0
Michigan State	0	0	0	0.0-0	0.0-0	0	0-0	0-0	0
Michigan	0	0	0	0.0-0	0.0-0	0	0-0	0-0	0
Ohio State	0	0	0	0.0-0	0.0-0	0	0-0	0-0	0
Iowa	0	0	0	0.0-0	0.0-0	0	0-0	0-0	0
Nebraska	2	1	3	0.0-0	0.0-0	0	0-0	0-0	0
Northwestern	0	0	0	0.0-0	0.0-0	0	0-0	0-0	0
Illinois	0	0	0	0.0-0	0.0-0	0	0-0	0-0	0
Purdue	0	0	0	0.0-0	0.0-0	0	0-0	0-0	0
Minnesota	1	0	1	0.0-0	0.0-0	0	0-0	0-0	0
vs Penn State	0	1	1	0.0-0	0.0-0	0	0-0	0-0	0
vs W. Mich.	0	0	0	0.0-0	0.0-0	0	0-0	0-0	0
2017	UT	AT	Tot	TFL-Y	Sk-Y	FF	FR	INT	PTD
Utah State	0	0	0	0.0-0	0.0-0	0	0-0	0-0	0
Fla. Atlantic	0	0	0	0.0-0	0.0-0	0	0-0	0-0	0
BYU	0	0	0	0.0-0	0.0-0	0	0-0	0-0	0
N'western	0	1	1	0.0-0	0.0-0	0	0-0	0-0	0
Nebraska	0	0	0	0.0-0	0.0-0	0	0-0	0-0	0
Purdue	0	0	0	0.0-0	0.0-0	0	0-0	0-0	0
Maryland	0	1	1	0.0-0	0.0-0	0	0-0	0-0	0
Illinois	0	0	0	0.0-0	0.0-0	0	0-0	0-0	0
Indiana	1	0	1	0.0-0	0.0-0	0	0-0	0-0	0
Iowa	1	0	1	0.0-0	0.0-0	0	0-0	0-0	0
Michigan	0	1	1	0.0-0	0.0-0	0	0-0	0-0	0
Minnesota	1	2	3	0.0-0	0.0-0	0	0-0	0-0	0
vs Ohio State	0	3	3	0.0-0	0.0-0	0	0-0	0-0	0
Miami	1	1	2	0.0-0	0.0-0	0	0-0	0-0	0

RAND CAREER HIGHS

Tackles: 3 (3x) MR vs. Ohio State, Dec. 2, 2017
Tackles for Loss: --
Sacks: --
Interceptions: --
Passes Defended: --

74 GUNNAR ROBERGE

■ NT ■ Sr./Jr. ■ 6-4 ■ 300
Seymour, Wis. (Seymour)

ROBERGE CAREER DEFENSIVE STATISTICS

Year	G/S	UT	AT	Tot	TFL-Yd	Sk-Yd	FF	FR	INT	PTD
Redshirt season										
2016					0.0-0	0.0-0	0	0	0	0
2017					0.0-0	0.0-0	0	0	0	0
2018	1/0	0	0	0	0.0-0	0.0-0	0	0	0	0
Tot.	1/0	0	0	0	0.0-0	0.0-0	0	0	0	0

ROBERGE CAREER GAME-BY-GAME

2018	UT	AT	Tot	TFL-Y	Sk-Y	FF	FR	INT	PTD
W. Kentucky	0	0	0	0.0-0	0.0-0	0	0-0	0-0	0

ROBERGE CAREER HIGHS

Tackles: --
Tackles for Loss: --
Sacks: --
Interceptions: --
Passes Defended: --

38 P.J. ROSOWSKI

■ K ■ Sr./Sr. ■ 6-3 ■ 224
Stoughton, Wis. (Stoughton)

ROSOWSKI CAREER PUNTING STATISTICS

Year	GP/GS	Punts	Yds	Avg	In-20	LG
Redshirt season						
2014		1	40	40.0	0	40
2015	5/0	15	550	36.7	3	51
2016	14/0	15	550	36.7	3	51
2017	1/0	0	0	0.0	0	0
Totals	20/0	16	590	36.9	3	51

ROSOWSKI CAREER KICKING STATISTICS

Year	G/S	FGM	FGA	FG%	Lg	PAT	PAT%
Redshirt season							
2014		0	0	.000	0	0-0	.000
2015	5/0	0	0	.000	0	0-0	.000
2016	14/0	0	0	.000	0	0-0	.000
2017	1/0	0	0	.000	0	0-0	.000
Tot.	20/0	0	0	.000	0	0-0	.000

ROSOWSKI CAREER KICKOFF STATISTICS

Year	G/S	No.	Yards	Avg.
Redshirt season				
2014		8	500	62.5
2015	5/0	79	5032	63.7
2016	14/0	9	581	64.6
Tot.	20/0	96	6113	63.7

ROSOWSKI CAREER GAME-BY-GAME PUNTING

Year	G/S	P	Yds	Avg	Lg	Blk	TB	FC	50+	I20
Redshirt season										
2014		1	40	40.0	40	0	0	0	0	0
2015	5/0	8	500	62.5	40	0	0	0	0	0
2016	14/0	79	5032	63.7	40	0	0	0	0	0
2017	1/0	9	581	64.6	40	0	0	0	0	0
Tot.	20/0	96	6113	63.7	40	0	0	0	0	0

ROSOWSKI CAREER GAME-BY-GAME KICKING

Year	G/S	Field Goals		Kickoffs		PAT				
		M-A	Lg	Bk	No	Yds	Avg	TB	OB	M-A
Redshirt season										
2014		0-0	0	0	0	0	0	0	0	0-0
2015	5/0	0-0	0	0	1	62	62.0	0	0	0-0
2016	14/0	0-0	0	0	3	186	62.0	1	0	0-0
2017	1/0	0-0	0	0	3	192	64.0	0	0	0-0
Totals	20/0	0-0	0	0	1	60	60.0	0	0	0-0

ROSOWSKI CAREER HIGHS

Punts: 5 vs. Ohio State, Oct. 15, 2016
Punting Yards: 178 vs. Ohio State, Oct. 15, 2016
Punting Average: 40.8 vs. LSU, Sept. 3, 2016
Long Punt: 51 vs. LSU, Sept. 3, 2016
PAT Made: --
PAT Attempted: --
Kickoffs: 9 (3x) MR vs. Utah State, Sept. 1, 2017
Kickoff Yards: 581 vs. Utah State, Sept. 1, 2017
Kickoff Average: 65.0 (4x) MR vs. W. Michigan, Jan. 2, 2017
Touchbacks: 6 (2x) MR at Purdue, Nov. 19, 2016

21 MARK SAARI

RB Sr./Sr. 6-0 207
Montreal, Wis. (Hurley)

SAARI CAREER RUSHING STATISTICS

Table with columns: Year, GP/GS, Att, Yds, TD, Y/C, LG. Rows for 2014-2017 and Totals.

SAARI CAREER GAME-BY-GAME

Table with columns: Year, Rushing Att, Yds, TD, Lg, Receiving Rec, Yds, TD, Lg. Row for 2015.

SAARI CAREER HIGHS

Rush Attempts: 3 vs. Miami (Ohio), Sept. 12, 2015
Rush Yards: 0 vs. Miami (Ohio), Sept. 12, 2015
Rush TDs: --
Long Rush: 3 vs. Miami (Ohio), Sept. 12, 2015
Receptions: --
Receiving Yards: --
Receiving TDs: --

99 OLIVE SAGAPOLU

NT Sr./Sr. 6-2 342
Pago Pago, American Samoa
(Mater Dei (Calif.))

SAGAPOLU CAREER DEFENSIVE STATISTICS

Table with columns: Year, G/S, UT, AT, Tot, TFL-Yd, Sk-Yd, FF, FR, INT, PD. Rows for 2015-2018 and Totals.

SAGAPOLU CAREER GAME-BY-GAME

Table with columns: Year, UT, AT, Tot, TFL-Y, Sk-Y, FF, FR, INT, PD. Rows for 2015 vs various opponents.

Table with columns: Year, UT, AT, Tot, TFL-Y, Sk-Y, FF, FR, INT, PD. Rows for 2016 vs various opponents.

Table with columns: Year, UT, AT, Tot, TFL-Y, Sk-Y, FF, FR, INT, PD. Rows for 2017 vs various opponents.

SAGAPOLU CAREER HIGHS

Tackles: 5 at Michigan, Oct. 1, 2016
Tackles for Loss: 1.0 (4x) MR at Miami, Dec. 30, 2017
Sacks: 1.0 (4x) MR at Miami, Dec. 30, 2017

Interceptions: --
Passes Defended: --

7 BRADRIK SHAW

RB Sr./Jr. 6-1 216
Birmingham, Ala. (Hoover)

SHAW CAREER RUSHING STATISTICS

Table with columns: Year, GP/GS, Att, Yds, TD, Y/C, LG. Rows for 2015-2017 and Totals.

SHAW CAREER RECEIVING STATISTICS

Table with columns: Year, GP/GS, Rec, Yds, TD, Y/C, LG. Rows for 2015-2017 and Totals.

SHAW CAREER GAME-BY-GAME

Table with columns: Rushing Att, Yds, TD, Lg, Receiving Rec, Yds, TD, Lg. Rows for 2016 vs various opponents.

Table with columns: Rushing Att, Yds, TD, Lg, Receiving Rec, Yds, TD, Lg. Rows for 2017 vs various opponents.

SHAW CAREER HIGHS

Rush Attempts: 19 vs. Illinois, Nov. 12, 2016
Rush Yards: 84 vs. Utah State, Sept. 1, 2017
Rush TDs: 2 at Purdue, Nov. 19, 2016
Long Rush: 35 vs. Akron, Sept. 10, 2016
Receptions: 2 vs. Purdue, Oct. 14, 2017
Receiving Yards: 11 vs. Purdue, Oct. 14, 2017
Receiving TDs: --
Long Reception: 10 vs. Utah State, Sept. 1, 2017

34 MASON STOKKE

FB Jr./So. 6-2 225
Menomonie, Wis. (Menomonie)

STOKKE CAREER RUSHING STATISTICS

Table with columns: Year, GP/GS, Att, Yds, TD, Y/C, LG. Rows for 2016-2017 and Totals.

STOKKE CAREER RECEIVING STATISTICS

Table with columns: Year, GP/GS, Rec, Yds, TD, Y/C, LG. Rows for 2016-2018 and Totals.

STOKKE CAREER GAME-BY-GAME RUSH/RECEIVE

Table with columns: Rushing Att, Yds, TD, Lg, Receiving Rec, Yds, TD, Lg. Row for 2018.

STOKKE CAREER HIGHS

Rush Attempts: --
Rush Yards: --

Rush TDs: --
Long Rush: --
Receptions: --
Receiving Yards: --
Long Reception: --

4 A.J. TAYLOR

WR Jr./Jr. 5-11 203
Kansas City, Mo. (Rockhurst)

TAYLOR CAREER RUSHING STATISTICS

Table with columns: Year, GP/GS, Att, Yds, TD, Y/C, LG. Rows for 2016-2018 and Totals.

TAYLOR CAREER RECEIVING STATISTICS

Table with columns: Year, GP/GS, Rec, Yds, TD, Y/C, LG. Rows for 2016-2018 and Totals.

TAYLOR CAREER KICK RETURN STATISTICS

Table with columns: Year, GP/GS, Ret, Yds, TD, Avg, LG. Rows for 2016-2018 and Totals.

TAYLOR CAREER GAME-BY-GAME RUSH/RECEIVE

Table with columns: Rushing Att, Yds, TD, Lg, Receiving Rec, Yds, TD, Lg. Rows for 2016 vs various opponents.

Table with columns: Rushing Att, Yds, TD, Lg, Receiving Rec, Yds, TD, Lg. Rows for 2017 vs various opponents.

Table with columns: Rushing Att, Yds, TD, Lg, Receiving Rec, Yds, TD, Lg. Row for 2018.

TAYLOR CAREER GAME-BY-GAME KICK RETURNS

Table with columns: Year, Ret, Yds, TD, Avg, LG. Rows for 2017 vs various opponents.

TAYLOR CAREER HIGHS

Rush Attempts: 2 (2x) MR vs. Purdue, Oct. 14, 2017
Rush Yards: 24 at Iowa, Oct. 22, 2016
Rush TDs: --

Long Rush: 23 at Iowa, Oct. 22, 2016
 Receptions: 8 at Miami, Dec. 30, 2017
 Receiving Yards: 105 at Miami, Dec. 30, 2017
 Receiving TDs: 1 (5x) MR at Miami, Dec. 30, 2017
 Long Reception: 51 vs. Michigan, Nov. 18, 2017
 Kick Returns: 4 vs. Maryland, Oct. 21, 2017
 Kick Return Yds: 83 vs. Maryland, Oct. 21, 2017
 Long Kick Ret.: 42 at BYU, Sept. 16, 2017

23 JONATHAN TAYLOR

■ RB ■ So./So. ■ 5-11 ■ 221
 Salem, N.J. (Salem)

TAYLOR CAREER RUSHING STATISTICS

Year	GP/GS	Att	Yds	TD	Y/C	LG
2017	14/13	299	1977	13	6.6	75
2018	1/1	18	145	2	8.1	47
Totals	15/14	317	2,122	13	6.7	75

TAYLOR CAREER RECEIVING STATISTICS

Year	GP/GS	Rec	Yds	TD	Y/C	LG
2017	14/13	8	95	0	11.9	24
2018	1/1	0	0	0	0.0	0
Totals	15/14	8	95	0	11.9	24

TAYLOR CAREER GAME-BY-GAME

2017	Rushing				Receiving			
	Att	Yds	TD	Lg	Rec	Yds	TD	Lg
Utah State	9	87	1	41	0	0	0	0
Fla. Atlantic	26	223	3	64	0	0	0	0
BYU	18	128	1	18	0	0	0	0
N'western	19	83	2	11	0	0	0	0
Nebraska	25	249	2	75	0	0	0	0
Purdue	30	219	1	67	1	17	0	17
Maryland	22	128	1	15	1	24	0	24
Illinois	12	73	0	29	0	0	0	0
Indiana	29	187	1	45	0	0	0	0
Iowa	29	157	0	19	1	14	0	14
Michigan	19	132	0	52	1	-3	0	-3
Minnesota	20	149	1	53	0	0	0	0
vs Ohio State	15	41	0	7	3	30	0	16
Miami	26	130	0	19	1	13	0	13

2018	Rushing				Receiving			
	Att	Yds	TD	Lg	Rec	Yds	TD	Lg
W. Kentucky	18	145	2	47	0	0	0	0

TAYLOR CAREER HIGHS

Rush Attempts: 30 vs. Purdue, Oct. 14, 2017
 Rush Yards: 249 at Nebraska, Oct. 7, 2017
 Rush TDs: 3 vs. Fla. Atlantic, Sept. 9, 2017
 Long Rush: 75 at Nebraska, Oct. 7, 2017
 Receptions: 3 vs. Ohio State, Dec. 2, 2017
 Receiving TDs: --
 Receiving Yards: 30 vs. Ohio State, Dec. 2, 2017
 Long Reception: 24 vs. Maryland, Oct. 21, 2017

17 ANDREW VAN GINKEL

■ OLB ■ Sr./Sr. ■ 6-4 ■ 236
 Rock Valley, Iowa
 (Rock Valley/Iowa Western C.C.)

VAN GINKEL CAREER DEFENSIVE STATISTICS

Year	G/S	UT	AT	Tot	TFL-Yd	Sk-Yd	FF	FR	INT	PD
2017	14/0	26	13	39	10.0-55	6.5-49	2	1	2	4
2018	1/1	1	2	3	0.0-0	0.0-0	0	0	0	0
Tot.	15/1	27	15	42	10.0-55	6.5-49	2	1	2	4

VAN GINKEL CAREER GAME-BY-GAME

2017	UT	AT	Tot	TFL-Y	Sk-Y	FF	FR	INT	PD
Utah State	2	2	4	1.0-1	0.0-0	0	0-0	0-0	0
Fla. Atlantic	3	1	4	1.0-6	1.0-6	0	0-0	0-0	0
BYU	2	2	4	1.0-8	1.0-8	0	0-0	0-0	0
N'western	2	0	2	0.0-0	0.0-0	0	0-0	0-0	0
Nebraska	1	1	2	0.0-0	0.0-0	0	0-0	0-0	0
Purdue	0	1	1	0.0-0	0.0-0	0	0-0	0-0	0
Maryland	2	0	2	1.0-8	1.0-8	1	0-0	0-0	0
Illinois	3	1	4	2.0-13	1.0-10	0	0-0	0-0	0
Indiana	1	0	1	1.0-11	1.0-11	0	0-0	0-0	1
Iowa	3	1	4	0.5-4	0.5-4	0	0-0	0-0	0
Michigan	0	2	2	0.5-1	0.0-0	0	0-0	0-0	0
Minnesota	3	0	3	1.0-1	0.0-0	0	0-0	0-0	0
vs Ohio State	1	2	3	0.0-0	0.0-0	1	1-0	1-9	1
Miami	3	0	3	1.0-2	1.0-2	0	0-0	1-2	2
2018	UT	AT	Tot	TFL-Y	Sk-Y	FF	FR	INT	PD
W. Kentucky	1	2	3	0.0-0	0.0-0	0	0-0	0-0	0

VAN GINKEL CAREER HIGHS

Tackles: 4 (5x) MR vs. Iowa, Nov. 11, 2017
 Tackles for Loss: 2.0 at Illinois, Oct. 28, 2017
 Sacks: 1.0 (6x) MR at Miami, Dec. 30, 2017
 Interceptions: 1 (2x) MR at Miami, Dec. 30, 2017
 Forced Fumbles: 1 vs. Ohio State, Dec. 2, 2017
 Passes Defended: 2 at Miami, Dec. 30, 2017

69 AARON VOPAL

■ DE ■ So./Fr. ■ 6-6 ■ 300
 De Pere, Wis. (De Pere)

VOPAL CAREER DEFENSIVE STATISTICS

Year	G/S	UT	AT	Tot	TFL-Yd	Sk-Yd	FF	FR	INT	PD
2017										
Redshirt season										
2018	1/0	1	0	1	0.0-0	0.0-0	0	0	0	0
Tot.	1/0	1	0	1	0.0-0	0.0-0	0	0	0	0

VOPAL CAREER GAME-BY-GAME

2018	UT	AT	Tot	TFL-Y	Sk-Y	FF	FR	INT	PD
W. Kentucky	1	0	1	0.0-0	0.0-0	0	0-0	0-0	0

VOPAL CAREER HIGHS

Tackles: 1 vs. Western Kentucky, Aug. 31, 2018
 Tackles for Loss: --
 Sacks: --
 Interceptions: --
 Passes Defended: --

91 BRYSON WILLIAMS

■ NT ■ Fr./Fr. ■ 6-2 ■ 301
 Lincoln, Neb. (Southeast)

WILLIAMS CAREER DEFENSIVE STATISTICS

Year	G/S	UT	AT	Tot	TFL-Yd	Sk-Yd	FF	FR	INT	PD
2018	1/0	0	0	0	0.0-0	0.0-0	0	0	0	0
Tot.	1/0	0	0	0	0.0-0	0.0-0	0	0	0	0

WILLIAMS CAREER GAME-BY-GAME

2018	UT	AT	Tot	TFL-Y	Sk-Y	FF	FR	INT	PD
W. Kentucky	0	0	0	0.0-0	0.0-0	0	0-0	0-0	0

WILLIAMS CAREER HIGHS

Tackles: --
 Tackles for Loss: --
 Sacks: --
 Interceptions: --
 Passes Defended: --

21 CAESAR WILLIAMS

■ CB ■ Jr./So. ■ 6-0 ■ 185
 Grand Prairie, Texas (South)

WILLIAMS CAREER DEFENSIVE STATISTICS

Year	G/S	UT	AT	Tot	TFL-Yd	Sk-Yd	FF	FR	INT	PD
2016										
Redshirt season										
2017	2/0	0	0	0	0.0-0	0.0-0	0	0	0	0
2018	1/1	0	1	1	0.0-0	0.0-0	0	0	0	1
Tot.	3/1	0	1	1	0.0-0	0.0-0	0	0	0	1

WILLIAMS CAREER GAME-BY-GAME

2017	UT	AT	Tot	TFL-Y	Sk-Y	FF	FR	INT	PD
Maryland	0	0	0	0.0-0	0.0-0	0	0-0	0-0	0
Minnesota	0	0	0	0.0-0	0.0-0	0	0-0	0-0	0
2018	UT	AT	Tot	TFL-Y	Sk-Y	FF	FR	INT	PD
W. Kentucky	0	1	1	0.0-0	0.0-0	0	0-0	0-0	1

WILLIAMS CAREER HIGHS

Tackles: 1 vs. Western Kentucky, Aug. 31, 2018
 Tackles for Loss: --
 Interceptions: --
 Passes Defended: 1 vs. Western Kentucky, Aug. 31, 2018

GAME-BY-GAME STARTERS

OFFENSE

	QB	RB	FB	WR	WR	TE	TE	LT	LG	C	RG	RT
WKU	Hornibrook	J. Taylor	Ingold	Pryor	--	L. Benzschawel	Penniston	Dietzen	Deiter	Biadasz	B. Benzschawel	D. Edwards
UNM												
BYU												
IOWA												
NEB												
MICH												
ILL												
NU												
RUT												
PSU												
PUR												
MINN												

DEFENSE

	DE	NT	DE	OLB	ILB	ILB	OLB	CB	SS	FS	CB
WKU	Henningsen	Sagapolu	Lyles	Van Ginkel	T. Edwards	Connelly	Baun	C. Williams	Dixon	Nelson	Hicks
UNM											
BYU											
IOWA											
NEB											
MICH											
ILL											
NU											
RUT											
PSU											
PUR											
MINN											

GAME CAPTAINS

Western Kentucky	QB Alex Hornibrook	LG Michael Deiter	ILB T.J. Edwards	SS D'Cota Dixon
New Mexico				
BYU				
Iowa				
Nebraska				
Michigan				
Illinois				
Northwestern				
Rutgers				
Penn State				
Purdue				
Minnesota				

SCORING DRIVES

WISCONSIN

OPP.	PLAYS	YDS	TIME	TYPE	QTR/TIME	START	SCORING PLAY
WKU	1	47	0:09	TD	1st/7:38	K47	J. Taylor 47 run
WKU	5	14	2:18	FG	2nd/8:44	K35	Gaglianone 39 FG
WKU	7	65	3:33	TD	2nd/3:48	W35	J. Taylor 30 run
WKU	11	75	1:48	TD	2nd/0:08	W25	Hornibrook to Pryor 2 pass
WKU	7	42	2:59	FG	3rd/10:10	W34	Gaglianone 42 FG
WKU	7	86	4:19	TD	4th/13:21	W14	Hornibrook to Groshek 43 pass

OPPONENTS

OPP.	PLAYS	YDS	TIME	TYPE	QTR/TIME	START	SCORING PLAY
WKU	6	67	1:45	FG	4th/13:15	K25	Nuss 25 FG

BIG PLAYS

(SCRIMMAGE PLAYS THAT GAINED AT LEAST 20 YARDS)

TEAM TOTALS	RUSH (TDs)	PASS (TDs)
Wisconsin	2 (2)	6 (1)
Opponents	0 (0)	1 (0)

WISCONSIN

YARDS	PLAY	OPP.	QTR.	DESCRIPTION
47*	Run	WKU	1st	J. Taylor (1-10 on WKU 47)
22	Pass	WKU	2nd	Hornibrook to Pryor (1-10 on WIS 31)
20	Pass	WKU	2nd	Hornibrook to Pryor (3-10 on 50)
30*	Run	WKU	2nd	J. Taylor (1-10 on WKU 30)
25	Pass	WKU	2nd	Hornibrook to A. Taylor (2-15 on WIS 35)
20	Pass	WKU	2nd	Hornibrook to Dunn (3-13 on WKU 43)
21	Pass	WKU	2nd	Hornibrook to A. Taylor (2-10 on WKU 23)
43*	Pass	WKU	3rd	Hornibrook to Groshek (3-11 on WKU 43)

OPPONENTS

YARDS	PLAY	OPP.	QTR.	DESCRIPTION
48	Pass	WKU	3rd	Eckels to Sloan (1-10 on WKU 43)

SPECIAL TEAMS TACKLES (SOLO-ASSIST)

PLAYER	S-A	TOT	WKU	UNM	BYU	IOWA	NEB	MICH	ILL	NU	RUT	PSU	PUR	MINN
Hicks, Faion	1-0	1	1-0	--	--	--	--	--	--	--	--	--	--	--

SCORING DRIVE ANALYSIS

YARDS	WISCONSIN		OPPONENTS	
	TD	FG	TD	FG
Negative	0	0	0	0
0-9	0	0	0	0
10-19	0	1	0	0
20-29	0	0	0	0
30-39	0	0	0	0
40-49	1	1	0	0
50-59	0	0	0	0
60-69	1	0	0	1
70-79	1	0	0	0
80-89	1	0	0	0
90-99	0	0	0	0

GAME-OPENING DRIVES

GAME	WISCONSIN			OPPONENTS		
	PI-Yds	Time	Pts	PI-Yds	Time	Pts
WKU	11-43	5:23	--	3-3	1:50	--

2ND HALF-OPENING DRIVES

GAME	WISCONSIN			OPPONENTS		
	PI-Yds	Time	Pts	PI-Yds	Time	Pts
WKU	7-42	2:59	FG	6-67	1:45	FG

GAME SUMMARIES

GAME 1

#4 WISCONSIN 34, WESTERN KENTUCKY 3 FRIDAY, AUG. 31 (CAMP RANDALL STADIUM / 74,145)

MADISON, Wis. — Jonathan Taylor had two long touchdown runs, Alex Hornibrook threw for 257 yards and two scores and No. 4 Wisconsin opened the season with a 34-3 victory over Western Kentucky at Camp Randall Stadium.

Wisconsin won its 40th-consecutive non-conference game at home, the fifth-longest streak by an FBS team in the modern era (since 1946). The victory also gave the Badgers a winning home opener for the 23rd consecutive season, dating back to 1996.

Working in seven new starters, the Badgers' young defense helped propel the home team past sluggish offensive play. UW's defense allowed only three first downs and 79 yards in the first half, while forcing two turnovers inside their own 5.

Wisconsin's A.J. Taylor paced the short-handed Wisconsin receiving corps with five catches for 85 yards, while Garrett Groshek turned a screen pass into a 43-yard touchdown in the fourth quarter for a 31-point lead. The Badgers finished with a flurry, scoring on five of six drives after punting on three of their first four possessions.

Taylor finished with 145 yards on 18 carries and looked ready to build on last year's strong performance when he rushed for an FBS-record 1,977 yards as a freshman. Three tight ends and the Badgers' burly offensive line helped spring Taylor for a 47-yard touchdown run in the first quarter. Taylor scored from 30 yards with 3:48 left in the second quarter as the Badgers closed the first half with 14 unanswered points. He had 100 yards and 11 carries by the half, when the Badgers held a 24-0 lead.

Senior running back Taiwan Deal also ran for 53 yards on 8 carries, seeing his first action since the 2017 Cotton Bowl.

SCORE BY PERIODS	1	2	3	4	F
Western Kentucky	0	0	3	0	3
Wisconsin	7	17	3	7	34

SCORING SUMMARY

Q	Time	Team	Scoring Play
1st	7:38	WIS	Taylor, J. 47 run (Gaglianone kick), 1-47 0:09
2nd	8:44	WIS	Gaglianone 39 field goal, 5-14 2:18
	3:48	WIS	Taylor, J. 30 run (Gaglianone kick), 7-65 3:33
	0:08	WIS	Pryor 2 pass from Hornibrook (Gaglianone kick), 11-75 1:48
3rd	13:15	WKU	Nuss 25 field goal, 6-67 1:45
	10:10	WIS	Gaglianone 42 field goal, 7-42 2:59
4th	13:21	WIS	Groshek 43 pass from Hornibrook (Gaglianone kick), 7-86 4:19

INDIVIDUAL STATISTICAL LEADERS

Rushing (Att.-Yds.)

WKU — ECKELS, Drew 9-38; SHANLEY, Davis 3-31; APPLEBERRY, G. 7-27; SAMUEL, Joshua 3-13; FERBY, D'Andre 3-11; LAFRANCE, G. 2-4; TRIGG, Marquez 4-3; SLOAN, Jacques 1-1; TEAM 1-minus 1; PEARSON, J. 1-minus 3.

WIS — Taylor, Jonathan 18-145; Deal, Taiwan 8-53; Pryor, Kendric 1-19; Ingold, Alec 4-16; James, Chris 2-10; Groshek, Garrett 1-3; Hornibrook, Alex 5-minus 12.

Passing (C-A-I-Yds.)

WKU — ECKELS, Drew 15-26-0-167; SHANLEY, Davis 2-3-0-14; JERNIGHAN, Quin 0-1-1-0.

WIS — Hornibrook, Alex. 17-29-0-257; TEAM 0-2-0-0.

Receiving (Rec.-Yds)

WKU — LANE, Xavier 4-40; JACKSON, Lucky 4-22; LAFRANCE, G. 3-13; JERNIGHAN, Quin 2-30; FORTENBARY, K. 2-23; SLOAN, Jacques 1-48; DEANE, Mik'Quan 1-5.

WIS — Taylor, A.J. 5-85; Pryor, Kendric 4-51; Ferguson, Jake 4-43; Groshek, Garrett 1-43; Dunn, Jack 1-20; Deal, Taiwan 1-10; Krumholz, Adam 1-5.

TEAM STATISTICS	WKU	WIS
FIRST DOWNS	15	24
Rushing	6	9
Passing	8	14
Penalty	1	1
NET YARDS RUSHING	124	234
Rushing Attempts	34	39
Average Per Rush	3.6	6.0
Rushing Touchdowns	0	2
Yards Gained Rushing	137	255
Yards Lost Rushing	13	21
NET YARDS PASSING	181	257
Completions-Attempts-Int	17-30-1	17-31-0
Average Per Attempt	6.0	8.3
Average Per Completion	10.6	15.1
Passing Touchdowns	0	2
TOTAL OFFENSE YARDS	305	491
Total offense plays	64	70
Average Gain Per Play	4.8	7.0
Fumbles: Number-Lost	1-1	1-1
Penalties: Number-Yards	6-65	8-70
PUNTS-YARDS	6-211	4-158
Average Yards Per Punt	35.2	39.5
Net Yards Per Punt	35.2	40.0
Inside 20	1	3
50+ Yards	0	0
Touchbacks	0	0
Fair catch	3	2
KICKOFFS-YARDS	2-125	7-455
Average Yards Per Kickoff	62.5	65.0
Net Yards Per Kickoff	40.0	40.0
Touchbacks	0	7
Fair Catch Yards	0	0
Punt returns: Number-Yards-TD	1--2-0	0-0-0
Average Per Return	-2.0	0.0
Kickoff returns: Number-Yds-TD	0-0-0	2-45-0
Average Per Return	0.0	22.5
Interceptions: Number-Yds-TD	0-0-0	1-0-0
Fumble Returns: Number-Yds-TD	1-10-0	0-0-0
Miscellaneous Yards	0	0
Possession Time	25:57	34:03
1st Quarter	6:08	8:52
2nd Quarter	5:32	9:28
3rd Quarter	6:33	8:27
4th Quarter	7:44	7:16
Third-Down Conversions	5 of 16	7 of 13
Fourth-Down Conversions	1 of 2	0 of 0
Red-Zone Scores-Chances	1-4	2-2
Touchdowns	0-4	1-2
Field goals	1-4	1-2
Sacks By: Number-Yards	3-18	1-5
PAT Kicks	0-0	4-4
Field Goals	1-1	2-2
Points off turnovers	0	0

Wisconsin Football 2018
Wisconsin Game Results (as of Sep 01, 2018)
All games

Date	Opponent		Score	Overall	Conference	Time	Attend
Aug 31, 2018	WESTERN KENTUCKY	W	34-3	1-0	0-0	3:20	74145

Wisconsin Football 2018
Wisconsin Overall Team Statistics (as of Sep 01, 2018)
All games

Team Statistics	WIS	OPP
SCORING	34	3
Points Per Game	34.0	3.0
Points Off Turnovers	0	0
FIRST DOWNS	24	15
Rushing	9	6
Passing	14	8
Penalty	1	1
RUSHING YARDAGE	234	124
Yards gained rushing	255	137
Yards lost rushing	21	13
Rushing Attempts	39	34
Average Per Rush	6.0	3.6
Average Per Game	234.0	124.0
TDs Rushing	2	0
PASSING YARDAGE	257	181
Comp-Att-Int	17-31-0	17-30-1
Average Per Pass	8.3	6.0
Average Per Catch	15.1	10.6
Average Per Game	257.0	181.0
TDs Passing	2	0
TOTAL OFFENSE	491	305
Total Plays	70	64
Average Per Play	7.0	4.8
Average Per Game	491.0	305.0
KICK RETURNS: #-Yards	2-45	0-0
PUNT RETURNS: #-Yards	0-0	1--2
INT RETURNS: #-Yards	1-0	0-0
KICK RETURN AVERAGE	22.5	0.0
PUNT RETURN AVERAGE	0.0	-2.0
INT RETURN AVERAGE	0.0	0.0
FUMBLES-LOST	1-1	1-1
PENALTIES-Yards	8-70	6-65
Average Per Game	70.0	65.0
PUNTS-Yards	4-158	6-211
Average Per Punt	39.5	35.2
Net punt average	40.0	35.2
KICKOFFS-Yards	7-455	2-125
Average Per Kick	65.0	62.5
Net kick average	40.0	40.0
TIME OF POSSESSION/Game	34:03	25:57
3RD-DOWN Conversions	7/13	5/16
3rd-Down Pct	54%	31%
4TH-DOWN Conversions	0/0	1/2
4th-Down Pct	0%	50%
SACKS BY-Yards	1-5	3-18
MISC YARDS	0	0
TOUCHDOWNS SCORED	4	0
FIELD GOALS-ATTEMPTS	2-2	1-1
ON-SIDE KICKS	0-0	0-0
RED-ZONE SCORES	(2-2) 100%	(1-4) 25%
RED-ZONE TOUCHDOWNS	(1-2) 50%	(0-4) 0%
PAT-ATTEMPTS	(4-4) 100%	(0-0) 0%
ATTENDANCE	74145	0
Games/Avg Per Game	1/74145	0/0
Neutral Site Games		0/0

Score by Quarters	1st	2nd	3rd	4th	OT	Total
Wisconsin	7	17	3	7	0	34
Opponents	0	0	3	0	0	3

Wisconsin Football 2018
Wisconsin Overall Individual Statistics (as of Sep 01, 2018)
All games

<u>Rushing</u>	<u>gp</u>	<u>att</u>	<u>gain</u>	<u>loss</u>	<u>net</u>	<u>avg</u>	<u>td</u>	<u>lg</u>	<u>avg/g</u>
Taylor, J.	1	18	148	3	145	8.1	2	47	145.0
Deal, Taiwan	1	8	53	0	53	6.6	0	16	53.0
Pryor, Kendric	1	1	19	0	19	19.0	0	19	19.0
Ingold, Alec	1	4	16	0	16	4.0	0	9	16.0
James, Chris	1	2	10	0	10	5.0	0	7	10.0
Groshek, G.	1	1	3	0	3	3.0	0	3	3.0
Hornibrook, A.	1	5	6	18	-12	-2.4	0	4	-12.0
Total	1	39	255	21	234	6.0	2	47	234.0
Opponents	1	34	137	13	124	3.6	0	15	124.0

<u>Passing</u>	<u>gp</u>	<u>effic</u>	<u>comp-att-int</u>	<u>pct</u>	<u>yds</u>	<u>td</u>	<u>lg</u>	<u>avg/g</u>
Hornibrook, A.	1	155.82	17-29-0	58.6	257	2	43	257.0
TEAM	1	0.00	0-2-0	0.0	0	0	0	0.0
Total	1	145.77	17-31-0	54.8	257	2	43	257.0
Opponents	1	100.68	17-30-1	56.7	181	0	48	181.0

<u>Receiving</u>	<u>gp</u>	<u>no.</u>	<u>yds</u>	<u>avg</u>	<u>td</u>	<u>lg</u>	<u>avg/g</u>
Taylor, A.J.	1	5	85	17.0	0	25	85.0
Pryor, Kendric	1	4	51	12.8	1	22	51.0
Ferguson, Jake	1	4	43	10.8	0	11	43.0
Groshek, G.	1	1	43	43.0	1	43	43.0
Dunn, Jack	1	1	20	20.0	0	20	20.0
Deal, Taiwan	1	1	10	10.0	0	10	10.0
Krumholz, Adam	1	1	5	5.0	0	5	5.0
Total	1	17	257	15.1	2	43	257.0
Opponents	1	17	181	10.6	0	48	181.0

<u>Punt Returns</u>	<u>no.</u>	<u>yds</u>	<u>avg</u>	<u>td</u>	<u>lg</u>
Total	0	0	0.0	0	0
Opponents	1	-2	-2.0	0	0

<u>Interceptions</u>	<u>no.</u>	<u>yds</u>	<u>avg</u>	<u>td</u>	<u>lg</u>
Hicks, Faion	1	0	0.0	0	0
Total	1	0	0.0	0	0
Opponents	0	0	0.0	0	0

<u>Kick Returns</u>	<u>no.</u>	<u>yds</u>	<u>avg</u>	<u>td</u>	<u>lg</u>
Pryor, Kendric	1	15	15.0	0	15
Cruickshank, A.	1	30	30.0	0	30
Total	2	45	22.5	0	30
Opponents	0	0	0.0	0	0

<u>Fumble Returns</u>	<u>no.</u>	<u>yds</u>	<u>avg</u>	<u>td</u>	<u>lg</u>
Total	0	0	0.0	0	0
Opponents	1	10	10.0	0	10

Wisconsin Football 2018
Wisconsin Overall Individual Statistics (as of Sep 01, 2018)
All games

Scoring	td	fg	PAT				dpx	saf	pts
			kick	rush	rcv	pass			
Taylor, J.	2	-	-	-	-	-	-	-	12
Gaglianone, R.	-	2-2	4-4	-	-	-	-	-	10
Groshek, G.	1	-	-	-	-	-	-	-	6
Pryor, Kendric	1	-	-	-	-	-	-	-	6
Total	4	2-2	4-4	-	-	-	-	-	34
Opponents	-	1-1	-	-	-	-	-	-	3

Total Offense	g	plays	rush	pass	total	avg/g
Hornibrook, A.	1	34	-12	257	245	245.0
Taylor, J.	1	18	145	0	145	145.0
Deal, Taiwan	1	8	53	0	53	53.0
Pryor, Kendric	1	1	19	0	19	19.0
Ingold, Alec	1	4	16	0	16	16.0
James, Chris	1	2	10	0	10	10.0
Groshek, G.	1	1	3	0	3	3.0
Total	1	70	234	257	491	491.0
Opponents	1	64	124	181	305	305.0

Field Goals	fg	pct.	01-19	20-29	30-39	40-49	50-99	lg	blk
Gaglianone, R.	2-2	100.0	0-0	0-0	1-1	1-1	0-0	42	0

Punting	no.	yds	avg	lg	tb	fc	i20	50+	blk
Lotti, Anthony	4	158	39.5	49	0	2	3	0	0
Total	4	158	39.5	49	0	2	3	0	0
Opponents	6	211	35.2	37	0	3	1	0	0

FG Sequence	Wisconsin	Opponents
Western Kentucky	(39),(42)	(25)

Kickoffs	no.	yds	avg	tb	ob	retn	net	ydln
Hintze, Zach	7	455	65.0	7	0			
Total	7	455	65.0	7	0	0.0	40.0	25
Opponents	2	125	62.5	0	0	22.5	40.0	25

Numbers in (parentheses) indicate field goal was made.

Wisconsin Football 2018
Wisconsin Overall Individual Statistics (as of Sep 01, 2018)
All games

<u>All Purpose</u>	<u>g</u>	<u>rush</u>	<u>rcv</u>	<u>pr</u>	<u>kr</u>	<u>ir</u>	<u>total</u>	<u>avg/g</u>
Taylor, J.	1	145	0	0	0	0	145	145.0
Pryor, Kendric	1	19	51	0	15	0	85	85.0
Taylor, A.J.	1	0	85	0	0	0	85	85.0
Deal, Taiwan	1	53	10	0	0	0	63	63.0
Groshek, G.	1	3	43	0	0	0	46	46.0
Ferguson, Jake	1	0	43	0	0	0	43	43.0
Cruickshank, A.	1	0	0	0	30	0	30	30.0
Dunn, Jack	1	0	20	0	0	0	20	20.0
Ingold, Alec	1	16	0	0	0	0	16	16.0
James, Chris	1	10	0	0	0	0	10	10.0
Krumholz, Adam	1	0	5	0	0	0	5	5.0
Hornibrook, A.	1	-12	0	0	0	0	-12	-12.0
Total	1	234	257	0	45	0	536	536.0
Opponents	1	124	181	-2	0	0	303	303.0

Wisconsin Football 2018
Wisconsin Overall Defensive Statistics (as of Sep 01, 2018)
All games

##	Defensive Leaders	gp	Tackles			tfl/yds	Sacks no-yds	Pass defense			Fumbles		blkd	
			ua	a	tot			int-yds	brup	qbh	rcv-yds	ff	kick	saf
9	Nelson, Scott	1	5	2	7	1.0-3	.	.	2	
53	Edwards, T.J.	1	5	2	7	1.0-2	
43	Connelly, Ryan	1	3	2	5	1.5-6	1.0-5	
56	Baun, Zack	1	5	.	5	
14	Dixon, D'Cota	1	1	4	5	0.5-1	
54	Orr, Chris	1	3	2	5	1-0	.	.	.	
47	Grady, Griffin	1	2	2	4	
92	Henningsen, M.	1	1	3	4	
17	Van Ginkel, A.	1	1	2	3	.	.	.	1	
20	Hicks, Faion	1	2	1	3	.	.	1-0	
76	Lyles, Kayden	1	2	.	2	
52	Pfaff, David	1	1	1	2	
99	Sagapolu, Olive	1	.	2	2	
59	Johnson, Tyler	1	1	.	1	
79	Edwards, David	1	1	.	1	
69	Vopal, Aaron	1	1	.	1	
31	Cone, Madison	1	1	.	1	
4B	Burton, Donte	1	1	.	1	
25	Burrell, Eric	1	1	.	1	1	.	.	
21	Williams, C.	1	.	1	1	.	.	1	
10	Currens, Seth	1	1	.	1	
55	Bell, Christian	1	1	
Total		1	38	24	62	4-12	1-5	1-0	3	2	1-0	1	.	
Opponents		1	30	42	72	5-21	3-18	.	4	3	1-10	1	.	

Wisconsin Football 2018
Wisconsin Team Game-by-Game (as of Sep 01, 2018)
All games

TEAM STATISTICS

Date	Opponent	Rushing				Receiving				Passing				Kick Returns				Punt Returns				tot off
		no.	yds	td	lg	no.	yds	td	lg	cmp-att-int	yds	td	lg	no.	yds	td	lg	no.	yds	td	lg	
Aug 31	WESTERN KENTUCKY	39	234	2	47	17	257	2	43	17-31-0	257	2	43	2	45	0	30	0	0	0	0	491
Opponents		34	124	0	15	17	181	0	48	17-30-1	181	0	48	0	0	0	0	1	-2	0	0	305

Games: 1 • Avg/rush: 6.0 • Avg/catch: 15.1 • Pass effic: 145.77 • KR avg: 22.5 • All purpose avg/game: 536.0 • Total offense avg/gm: 491.0

Date	Opponent	Tackles				Sacks no-yds	Fumble		Pass Defense			blkd kick	PAT Attempts			off			
		ua	a	total	tfl-yds		ff	fr-yds	int-yds	qbh	brup		kick	rush	rcv	saf	t/o	pts	
Aug 31	WESTERN KENTUCKY	38	24	62	4.0-12	1.0-5	1	1-0	1-0	2	3	0	4-4	0	0	0	0	0	34
Opponents		38	24	62	4.0-12	1.0-5	1	1-0	1-0	2	3	0	4-4	0	0	0	0	0	34
Opponents		30	42	72	5.0-21	3.0-18	1	1-10	0-0	3	4	0	0-0	0	0	0	0	0	3

Date	Opponent	Punting							Field Goals			Kickoffs						
		no.	yds	avg	long	blkd	tb	fc	50+	i20	md-att	long	blkd	no.	yds	avg	tb	ob
Aug 31	WESTERN KENTUCKY	4	158	39.5	49	0	0	2	0	3	2-2	42	0	7	455	65.0	7	0
Opponents		6	211	35.2	37	0	0	3	0	1	1-1	25	0	2	125	62.5	0	0

Wisconsin Football 2018
Wisconsin Opponent Game-by-Game (as of Sep 01, 2018)
All games

OPPONENT STATISTICS

Date	Opponent	Rushing				Receiving				Passing				Kick Returns				Punt Returns				tot off
		no.	yds	td	lg	no.	yds	td	lg	cmp-att-int	yds	td	lg	no.	yds	td	lg	no.	yds	td	lg	
Aug 31	WESTERN KENTUCKY	34	124	0	15	17	181	0	48	17-30-1	181	0	48	0	0	0	0	1	-2	0	0	305
Wisconsin		39	234	2	47	17	257	2	43	17-31-0	257	2	43	2	45	0	30	0	0	0	0	491

Games: 1 • Avg/rush: 3.6 • Avg/catch: 10.6 • Pass effic: 100.68 • PR avg: -2.0 • All purpose avg/game: 303.0 • Total offense avg/gm: 305.0

Date	Opponent	Tackles				Sacks	Fumble		Pass Defense			blkd	PAT Attempts			off				
		ua	a	total	tfl-yds	no-yds	ff	fr-yds	int-yds	qbh	brup	kick	kick	rush	rcv	saf	t/o	pts		
Aug 31	WESTERN KENTUCKY	30	42	72	5.0-21	3.0-18	1	1-10	0-0	3	4	0	0-0	0	0	0	0	0	0	3
Wisconsin		30	42	72	5.0-21	3.0-18	1	1-10	0-0	3	4	0	0-0	0	0	0	0	0	0	3
Wisconsin		38	24	62	4.0-12	1.0-5	1	1-0	1-0	2	3	0	4-4	0	0	0	0	0	0	34

Date	Opponent	Punting							Field Goals			Kickoffs						
		no.	yds	avg	long	blkd	tb	fc	50+	i20	md-att	long	blkd	no.	yds	avg	tb	ob
Aug 31	WESTERN KENTUCKY	6	211	35.2	37	0	0	3	0	1	1-1	25	0	2	125	62.5	0	0
Wisconsin		4	158	39.5	49	0	0	2	0	3	2-2	42	0	7	455	65.0	7	0

Wisconsin Football 2018
Wisconsin Game Superlatives (as of Sep 01, 2018)
All games

INDIVIDUAL GAME HIGHS

Rushes	18	Taylor, J. vs Western Kentucky (Aug 31, 2018)
Yards Rushing	145	Taylor, J. vs Western Kentucky (Aug 31, 2018)
TD Rushes	2	Taylor, J. vs Western Kentucky (Aug 31, 2018)
Long Rush	47	Taylor, J. vs Western Kentucky (Aug 31, 2018)
Pass attempts	29	Hornibrook, A. vs Western Kentucky (Aug 31, 2018)
Pass completions	17	Hornibrook, A. vs Western Kentucky (Aug 31, 2018)
Yards Passing	257	Hornibrook, A. vs Western Kentucky (Aug 31, 2018)
TD Passes	2	Hornibrook, A. vs Western Kentucky (Aug 31, 2018)
Long Pass	43	Hornibrook, A. vs Western Kentucky (Aug 31, 2018)
Receptions	5	Taylor, A.J. vs Western Kentucky (Aug 31, 2018)
Yards Receiving	85	Taylor, A.J. vs Western Kentucky (Aug 31, 2018)
TD Receptions	1	Groshek, G. vs Western Kentucky (Aug 31, 2018)
	1	Pryor, Kendric vs Western Kentucky (Aug 31, 2018)
Long Reception	43	Groshek, G. vs Western Kentucky (Aug 31, 2018)
Field Goals	2	Gaglianone, R. vs Western Kentucky (Aug 31, 2018)
Long Field Goal	42	Gaglianone, R. vs Western Kentucky (Aug 31, 2018)
Punts	4	Lotti, Anthony vs Western Kentucky (Aug 31, 2018)
Punting Avg	39.5	Lotti, Anthony vs Western Kentucky (Aug 31, 2018)
Long Punt	49	Lotti, Anthony vs Western Kentucky (Aug 31, 2018)
Punts inside 20	3	Lotti, Anthony vs Western Kentucky (Aug 31, 2018)
Long Kickoff Return	30	Cruickshank, A. vs Western Kentucky (Aug 31, 2018)
Tackles	7	Nelson, Scott vs Western Kentucky (Aug 31, 2018)
	7	Edwards, T.J. vs Western Kentucky (Aug 31, 2018)
Sacks	1.0	Connelly, Ryan vs Western Kentucky (Aug 31, 2018)
Tackles For Loss	1.5	Connelly, Ryan vs Western Kentucky (Aug 31, 2018)
Interceptions	1	Hicks, Faion vs Western Kentucky (Aug 31, 2018)

Wisconsin Football 2018
Wisconsin Game Superlatives (as of Sep 01, 2018)
All games

TEAM GAME HIGHS

Rushes	39	vs Western Kentucky (Aug 31, 2018)
Yards Rushing	234	vs Western Kentucky (Aug 31, 2018)
Yards Per Rush	6.0	vs Western Kentucky (Aug 31, 2018)
TD Rushes	2	vs Western Kentucky (Aug 31, 2018)
Pass attempts	31	vs Western Kentucky (Aug 31, 2018)
Pass completions	17	vs Western Kentucky (Aug 31, 2018)
Yards Passing	257	vs Western Kentucky (Aug 31, 2018)
Yards Per Pass	8.3	vs Western Kentucky (Aug 31, 2018)
TD Passes	2	vs Western Kentucky (Aug 31, 2018)
Total Plays	70	vs Western Kentucky (Aug 31, 2018)
Total Offense	491	vs Western Kentucky (Aug 31, 2018)
Yards Per Play	7.0	vs Western Kentucky (Aug 31, 2018)
Points	34	vs Western Kentucky (Aug 31, 2018)
Sacks By	1	vs Western Kentucky (Aug 31, 2018)
First Downs	24	vs Western Kentucky (Aug 31, 2018)
Penalties	8	vs Western Kentucky (Aug 31, 2018)
Penalty Yards	70	vs Western Kentucky (Aug 31, 2018)
Turnovers	1	vs Western Kentucky (Aug 31, 2018)
Interceptions By	1	vs Western Kentucky (Aug 31, 2018)
Punts	4	vs Western Kentucky (Aug 31, 2018)
Punting Avg	39.5	vs Western Kentucky (Aug 31, 2018)
Long Punt	49	vs Western Kentucky (Aug 31, 2018)
Punts inside 20	3	vs Western Kentucky (Aug 31, 2018)

Wisconsin Football 2018
Wisconsin Game Superlatives (as of Sep 01, 2018)
All games

OPPONENT INDIVIDUAL GAME HIGHS

Rushes	9	ECKELS, Drew, vs Western Kentucky (Aug 31, 2018)
Yards Rushing	38	ECKELS, Drew, vs Western Kentucky (Aug 31, 2018)
Long Rush	15	ECKELS, Drew, vs Western Kentucky (Aug 31, 2018)
Pass attempts	26	ECKELS, Drew, vs Western Kentucky (Aug 31, 2018)
Pass completions	15	ECKELS, Drew, vs Western Kentucky (Aug 31, 2018)
Yards Passing	167	ECKELS, Drew, vs Western Kentucky (Aug 31, 2018)
Long Pass	48	ECKELS, Drew, vs Western Kentucky (Aug 31, 2018)
Receptions	4	JACKSON, Lucky, vs Western Kentucky (Aug 31, 2018)
	4	LANE, Xavier, vs Western Kentucky (Aug 31, 2018)
Yards Receiving	48	SLOAN, Jacquez, vs Western Kentucky (Aug 31, 2018)
Long Reception	48	SLOAN, Jacquez, vs Western Kentucky (Aug 31, 2018)
Field Goals	1	NUSS, Ryan, vs Western Kentucky (Aug 31, 2018)
Long Field Goal	25	NUSS, Ryan, vs Western Kentucky (Aug 31, 2018)
Punts	6	RINELLA, Alex, vs Western Kentucky (Aug 31, 2018)
Punting Avg	35.2	RINELLA, Alex, vs Western Kentucky (Aug 31, 2018)
Long Punt	37	RINELLA, Alex, vs Western Kentucky (Aug 31, 2018)
Punts inside 20	1	RINELLA, Alex, vs Western Kentucky (Aug 31, 2018)
Tackles	11	WHYTE, Masai, vs Western Kentucky (Aug 31, 2018)
Sacks	1.0	WHYTE, Masai, vs Western Kentucky (Aug 31, 2018)
	1.0	DARVIN, Jeremy, vs Western Kentucky (Aug 31, 2018)
Tackles For Loss	1.5	HOLT, Ben, vs Western Kentucky (Aug 31, 2018)

Wisconsin Football 2018
Wisconsin Game Superlatives (as of Sep 01, 2018)
All games

OPPONENT TEAM GAME HIGHS

Rushes	34	vs Western Kentucky (Aug 31, 2018)
Yards Rushing	124	vs Western Kentucky (Aug 31, 2018)
Yards Per Rush	3.6	vs Western Kentucky (Aug 31, 2018)
Pass attempts	30	vs Western Kentucky (Aug 31, 2018)
Pass completions	17	vs Western Kentucky (Aug 31, 2018)
Yards Passing	181	vs Western Kentucky (Aug 31, 2018)
Yards Per Pass	6.0	vs Western Kentucky (Aug 31, 2018)
Total Plays	64	vs Western Kentucky (Aug 31, 2018)
Total Offense	305	vs Western Kentucky (Aug 31, 2018)
Yards Per Play	4.8	vs Western Kentucky (Aug 31, 2018)
Points	3	vs Western Kentucky (Aug 31, 2018)
Sacks By	3	vs Western Kentucky (Aug 31, 2018)
First Downs	15	vs Western Kentucky (Aug 31, 2018)
Penalties	6	vs Western Kentucky (Aug 31, 2018)
Penalty Yards	65	vs Western Kentucky (Aug 31, 2018)
Turnovers	2	vs Western Kentucky (Aug 31, 2018)
Punts	6	vs Western Kentucky (Aug 31, 2018)
Punting Avg	35.2	vs Western Kentucky (Aug 31, 2018)
Long Punt	37	vs Western Kentucky (Aug 31, 2018)
Punts inside 20	1	vs Western Kentucky (Aug 31, 2018)

Wisconsin Football 2018
Wisconsin Red-Zone Results (as of Sep 01, 2018)
All games

Wisconsin Inside Opponent Red-Zone

Date	Opponent	Score	Times	Times	Total	Rush			Pass	FGs	Failed to score inside RZ					
			In RZ	Scored	Pts	TDs	TDs	TDs	TDs	Made	FGA	Down	Int	Fumb	Half	Game
Aug 31, 2018	WESTERN KENTUCKY	W 34-3	2	2	10	1	0	1	1	1	0	0	0	0	0	0
Totals			2	2	10	1	0	1	1	1	0	0	0	0	0	0

2 of 2 (100.0%)

Opponents Inside Wisconsin Red-Zone

Date	Opponent	Score	Times	Times	Total	Rush			Pass	FGs	Failed to score inside RZ					
			In RZ	Scored	Pts	TDs	TDs	TDs	TDs	Made	FGA	Down	Int	Fumb	Half	Game
Aug 31, 2018	WESTERN KENTUCKY	W 34-3	4	1	3	0	0	0	1	1	0	1	1	1	0	0
Totals			4	1	3	0	0	0	1	1	0	1	1	1	0	0

1 of 4 (25.0%)

Wisconsin Football 2018
Wisconsin By-Quarter Statistics (as of Sep 01, 2018)
All games

3rd-Down Conversions

Date	Opponent	Score	Overall	1st Qtr	2nd Qtr	3rd Qtr	4th Qtr	Overtime
Aug 31, 2018	WESTERN KENTUCKY	W 34-3	7-13 53.8	2-4 50.0	3-5 60.0	1-2 50.0	1-2 50.0	
	Wisconsin		7-13 53.8	2-4 50.0	3-5 60.0	1-2 50.0	1-2 50.0	0-0 0.0
	Opponents		5-16 31.2	1-3 33.3	0-4 0.0	1-4 25.0	3-5 60.0	0-0 0.0

4th-Down Conversions

Date	Opponent	Score	Overall	1st Qtr	2nd Qtr	3rd Qtr	4th Qtr	Overtime
Aug 31, 2018	WESTERN KENTUCKY	W 34-3	0-0 0.0	0-0 0.0	0-0 0.0	0-0 0.0	0-0 0.0	
	Wisconsin		0-0 0.0	0-0 0.0	0-0 0.0	0-0 0.0	0-0 0.0	0-0 0.0
	Opponents		1-2 50.0	0-0 0.0	0-0 0.0	0-1 0.0	1-1 100.0	0-0 0.0

Time of Possession

Date	Opponent	Score	Overall	1st Qtr	2nd Qtr	3rd Qtr	4th Qtr	Overtime
Aug 31, 2018	WESTERN KENTUCKY	W 34-3	34:03	8:52	9:28	8:27	7:16	
	Wisconsin	Total	34:03	8:52	9:28	8:27	7:16	0:00
		Avg.	34:03	8:52	9:28	8:27	7:16	0:00
	Opponents	Total	25:57	6:08	5:32	6:33	7:44	0:00
		Avg.	25:57	6:08	5:32	6:33	7:44	0:00

Wisconsin Football 2018
Wisconsin Games Played (as of Sep 01, 2018)
All games

##	PLAYER	GP-GS	WKU
90	Allen, Connor	1/-	XXX
56	Baun, Zack	1/1	START
51	Bay, Adam	1/-	XXX
65	Beach, Tyler	1/-	XXX
55	Bell, Christian	1/-	XXX
66	Benzschawel, B.	1/1	START
86	Benzschawel, L.	1/1	START
61	Biadasz, Tyler	1/1	START
26	Blaylock, T.	1/-	XXX
13	Bondoc, Evan	1/-	XXX
60	Bruss, Logan	1/-	XXX
41	Burks, Noah	1/-	XXX
25	Burrell, Eric	1/-	XXX
4B	Burton, Donte	1/-	XXX
31	Cone, Madison	1/-	XXX
43	Connelly, Ryan	1/1	START
1	Cruickshank, A.	1/-	XXX
10	Currens, Seth	1/-	XXX
28	Deal, Taiwan	1/-	XXX
63	Deiter, Michael	1/1	START
67	Dietzen, Jon	1/1	START
14	Dixon, D'Cota	1/1	START
16	Dunn, Jack	1/-	XXX
79	Edwards, David	1/1	START
53	Edwards, T.J.	1/1	START
78	Erdmann, Jason	1/-	XXX
84	Ferguson, Jake	1/-	XXX
27	Gaglianone, R.	1/-	XXX
47	Grady, Griffin	1/-	XXX
50	Green-May, I.	1/-	XXX
37	Groshek, G.	1/-	XXX
8	Harrell, Deron	1/-	XXX
92	Henningsen, M.	1/1	START
20	Hicks, Faion	1/1	START
39	Hintze, Zach	1/-	XXX
12	Hornibrook, A.	1/1	START
45	Ingold, Alec	1/1	START
5	James, Chris	1/-	XXX
59	Johnson, Tyler	1/-	XXX
75	Kapoi, Micah	1/-	XXX
24	Krumholz, Adam	1/-	XXX
46	Lloyd, Gabe	1/-	XXX
15	Lotti, Anthony	1/-	XXX
76	Lyles, Kayden	1/1	START
58	Maskalunas, M.	1/-	XXX
68	Moorman, David	1/-	XXX
81	Mustapha, Taj	1/-	XXX

Wisconsin Football 2018
Wisconsin Games Played (as of Sep 01, 2018)
All games

##	PLAYER	GP-GS	WKU
9	Nelson, Scott	1/1	START
54	Orr, Chris	1/-	XXX
49	Penniston, Kyle	1/1	START
52	Pfaff, David	1/-	XXX
3	Pryor, Kendric	1/1	START
74	Roberge, Gunnar	1/-	XXX
99	Sagapolu, Olive	1/1	START
70	Seltzner, Josh	1/-	XXX
34	Stokke, Mason	1/-	XXX
4	Taylor, A.J.	1/-	XXX
23	Taylor, J.	1/1	START
17	Van Ginkel, A.	1/1	START
71	Van Lanen, Cole	1/-	XXX
69	Vopal, Aaron	1/-	XXX
91	Williams, B.	1/-	XXX
21	Williams, C.	1/1	START

Wisconsin Football 2018
Wisconsin Total Tackles Game-by-Game (as of Sep 01, 2018)
All games

Total Tackles	UA-A	Total	WKU
Edwards, T.J. LB	5-2	7	5-2
Nelson, Scott DB	5-2	7	5-2
Orr, Chris LB	3-2	5	3-2
Baun, Zack LB	5-0	5	5-0
Connelly, Ryan LB	3-2	5	3-2
Dixon, D'Cota DB	1-4	5	1-4
Henningsen, M. DL	1-3	4	1-3
Grady, Griffin LB	2-2	4	2-2
Hicks, Faion DB	2-1	3	2-1
Van Ginkel, A. LB	1-2	3	1-2
Lyles, Kayden DL	2-0	2	2-0
Sagapolu, Olive DL	0-2	2	0-2
Pfaff, David DL	1-1	2	1-1
Williams, C. CB	0-1	1	0-1
Edwards, David	1-0	1	1-0
Vopal, Aaron DL	1-0	1	1-0
Johnson, Tyler LB	1-0	1	1-0
Cone, Madison DB	1-0	1	1-0
Burton, Donte DB	1-0	1	1-0
Burrell, Eric DB	1-0	1	1-0
Currens, Seth DB	1-0	1	1-0

Wisconsin Football 2018
Wisconsin Passing Game-by-Game (as of Sep 01, 2018)
All games

#12 Hornibrook, A.	Comp	Att	Int	Pct	Yards	TD	Long	Sacked	Effic
Western Kentucky	17	29	0	58.6	257	2	43	3-18	155.82
TOTALS	17	29	0	58.6	257	2	43	3-18	155.82

#TM TEAM	Comp	Att	Int	Pct	Yards	TD	Long	Sacked	Effic
Western Kentucky	0	2	0	0.0	0	0	0	0-0	0.00
TOTALS	0	2	0	0.0	0	0	0	0-0	0.00

Wisconsin Football 2018
Wisconsin Rushing/Receiving Game-by-Game (as of Sep 01, 2018)
All games

RUSHING	No-Yds/TD	WKU
Taylor, J. RB	18-145/2	18-145/2
Deal, Taiwan RB	8-53/0	8-53/0
Pryor, Kendric WR	1-19/0	1-19/0
Ingold, Alec FB	4-16/0	4-16/0
James, Chris RB	2-10/0	2-10/0
Groshek, G. RB	1-3/0	1-3/0
Hornibrook, A. QB	5--12/0	5--12/0

RECEIVING	No-Yds/TD	WKU
Taylor, A.J. WR	5-85/0	5-85/0
Pryor, Kendric WR	4-51/1	4-51/1
Ferguson, Jake TE	4-43/0	4-43/0
Groshek, G. RB	1-43/1	1-43/1
Dunn, Jack WR	1-20/0	1-20/0
Deal, Taiwan RB	1-10/0	1-10/0
Krumholz, Adam WR	1-5/0	1-5/0