



UNIVERSITY OF NEW MEXICO LOBO FOOTBALL

1939 Sun Bowl * 1944 Sun Bowl * 1946 Sun Bowl * 1947 Harbor Bowl * 1961 Aviation Bowl * 1997 Insight.com Bowl
2002 Las Vegas Bowl * 2003 Las Vegas Bowl * 2004 Emerald Bowl * 2006 New Mexico Bowl * 2007 New Mexico Bowl

2015 NEW MEXICO SCHEDULE

Date	Opponent (TV)	Time/Result
9/5	Mississippi Valley State	W 66-0
9/12	Tulsa (ESPN3)	L 21-40
9/18	at (RV/RV) Arizona State (Pac-12)	L 10-34
9/26	*at Wyoming (ROOT)	W 38-28
10/3	New Mexico State (ROOT)	W 38-29
10/10	*at Nevada (MWN/CI)	L 17-35
10/17	*Hawai'i (ROOT/Oceanic)	W 28-27
10/24	*at San José State (ROOT)	L 21-31
11/7	*Utah State (CBSSN)	W 14-13
11/14	*at (RV/RV) Boise St. (ESPNU)	W 31-24
11/21	*Colorado State (ROOT)	L 21-28
11/28	*(RV/RV) Air Force (ESPNU)	8:21 pm

ON THE AIR

Television

ESPNU
Play-by-Play: Jason Benneti
Color Analyst: Dan Hawkins
Sidelines: None

Radio (English)

Lobo Radio Network
(770 KKOB-AM flagship in Albuquerque)
Play-by-Play: Robert Portnoy
Color Analyst: DonTrell Moore
Sidelines: Scott Stiegler

Radio (Spanish)

ESPN Deportes
(1450 KRZY-AM & José 105.9-FM)
Play-By-Play: Carlos Fourzan
Color Analyst: Ben Becerra

FOOTBALL COMMUNICATIONS

Frank Mercogliano, Asst. A.D. for Communications
Email: fmercog@unm.edu
Cell Phone: 505-410-4844
Twitter: @fmmmercogliano

PROMOTIONS & SPONSORS

Senior Day Recognition Day. "Lobo Trifecta" – Select any 3 items of candy item, snack (peanuts/popcorn) or small soda for \$10.00!

The Lobos will be recognizing media partners Univision and KRQE News 13/2 KASA Fox.



New Mexico (6-5, 4-3 MW)

LOBOS

GAME 12

Date.....Saturday, November 28
Time.....8:21 p.m. MT
Location..... Albuquerque, N.M.
Venue..... Branch Field at University Stadium
Capacity..... 39,224
Television..... ESPNU
Series Record.....AFA leads 21-11
In ABQ.....AFA leads 9-8
In Colorado Springs.....AFA leads 11-2
Neutral.....AFA leads 1-1
Current Streak..... Air Force, 1
Last Meeting..... 10/18/14
Colorado State 35-31
Last Meeting in ABQ..... 11/8/13
New Mexico 45-37



RV/RV Air Force (8-3, 6-1 MW)

FALCONS

The Game:

The University of New Mexico Lobos (6-5, 4-3 MW) head into the regular season finale against the Air Force Falcons (8-3, 6-1 MW), who clinched the Mountain Division title on Saturday night. The Lobos will be looking to clinch their first winning season since 2007 while going for momentum into bowl season, while Air Force is looking for a win before the Sports Authority Mountain West Championship Game against San Diego State.

The Coaches:

The University of New Mexico Lobos are coached by Bob Davie, who is 17-31 in his fourth season with the Lobos, and he is 52-56 overall in his ninth season. He spent his first five seasons as a head coach manning the Notre Dame Fighting Irish. For the Falcons, they are coached by Troy Calhoun, who is an Air Force graduate. He is 67-47 in his ninth season, and he has led the Falcons to bowl games in eight of his nine seasons.

Series History:

The two teams have played 32 previous times, and the Falcons lead the series 21-11. Since Bob Davie became the head coach of the Lobos, it's been a very close series, with Air Force leading 2-1. The Falcons have won both games in Colorado Springs 28-23 and 35-31 last year. In 2014 UNM won 45-37 on the night Brian Urlacher had his number retired.

Broadcast Information:

The broadcast will be on ESPNU with Jason Benetti of the Syracuse Chiefs on the call, and former Boise State and Colorado head coach Dan Hawkins doing analysis. The game will also be on the watch ESPN app.

The game will be broadcast on the Lobo Radio Network with Robert Portnoy and DonTrell Moore calling all the action, with Michael Carlyle serving as engineer. Scott Stiegler will host the post game call-in show. The flagship station is 770 AM KKOB out of Albuquerque. This feed will also be available via the TuneIn Radio App.

Tweetable:

New Mexico has three 600-yard rushers (Gipson, Pressley, L. Jordan) for the second straight year. #GoLobos

OFFENSE

Pos.	#	Player	Ht.	Wt.	Cl.-Ex.	Hometown (Last School)	Notes
WR-X	81	Marquis Bundy	6-4	215	Sr-3L	Anthem, Ariz. (Boulder Creek)	Has six catches for 97 yards, long of 46
	19	Matt Quarells	6-1	192	Fr-RS	St. Louis, Mo. (Hazelwood Central HS)	Has two catch for 23 yards
LT	75	Reno Henderson	6-4	275	Jr-1L-RS	Ocala, Fla. (New Mexico Military Inst./Vanguard HS)	Scored a touchdown on a FR against Mississippi Valley State, started 11 games
	62	Garrett Adcock	6-2	291	Jr-2L-RS	Dallas, Texas (Dallas Christian HS)	Played in two games, one start
LG	79	Bryan Oldenkamp	6-4	308	Sr-1L-1SQ-RS	Hesperia, Calif. (Chaffey College/Hesperia HS)	Started 10 games, played in 11
	50	Chris Lewis	6-3	301	Jr-JC	Compton, Calif. (Riverside JC/Compton HS)	Played in eight games, one start
C	51	Eden Mahina	6-4	308	Sr-1L	Ontario, Calif. (Mt. San Jacinto College/Upland HS)	Started 11 games, 10 at center, one at guard
	66	Tevita Fonua	6-2	308	Jr-JC	Richmond, Calif. (Laney College/John F. Kennedy HS)	Played in two games, one start
RG	55	Aaron Jenkins	6-1	312	Fr-RS	Dallas, Texas (Lincoln HS)	Started 11 games, 10 at guard, one at tackle
	50	Chris Lewis	6-3	301	Jr-JC	Compton, Calif. (Riverside JC/Compton HS)	Played in eight games, one start
RT	76	Dillon Romine	6-6	290	Sr-2L-RS	Bradenton, Fla. (Braden River HS)	Played in 11 games, nine starts
	62	Garrett Adcock	6-2	291	Jr-2L-RS	Dallas, Texas (Dallas Christian HS)	Played in two games, one start
TE	80	Reece White	6-1	225	Sr-3L	Rio Rancho, N.M. (Cleveland HS)	Has 12 catches for 199 yards, has recovered two fumbles on special teams
	48	Chris Edling	6-3	244	Sr-3L	Corsicana, Texas (Corsicana HS)	Has no catches
WR-H	2	Dameon Gamblin	5-10	174	Jr-2L	Mesquite, Texas (Mesquite HS)	Has 33 catches for 397 yards and 2 TD, eight rushes for 47 yards
	22	Chris Davis	5-6	171	So-1L	Westlake Village, Calif. (Oaks Christian HS)	Has five catches for 53 yards
WR-Y	24	Carlos Wiggins	5-8	166	Sr-3L	Plano, Texas (Plano West HS)	Has 11 catches for 189 yards and a TD, four rushes for 47 yards
	82	Delane Hart-Johnson	6-4	210	So-JC	Philadelphia, Pa. (L.A. Valley College/MLK HS)	Has 10 catches for 235 yards, 1 TD, (86-yard TD 5th-longest in UNM history)
QB	13	Lamar Jordan	5-10	190	So-1L-RS	Frisco, Texas (Centennial HS)	54-100-5 for 800 yards, 4 TDs, has 114 rushes for 604 yards, 5 TD
	10	Austin Apodaca	6-3	207	Jr-JC	Longmont, Colo. (Mesa CC/Washington State/Silver Creek HS)	50-97-5 for 644 yards, 1 TD
RB	6	Jhurrell Pressley	5-10	203	Sr-3L-RS	Newcastle, Del. (Red Lion Christian Academy)	118 rushes for 676 yards, 8 TD
	4	Romell Jordan	5-8	182	So-1L-RS	Rio Rancho, N.M. (Cleveland HS)	14 rushes for 58 yards, has three catches for 18 yards
TB	7	Teriyon Gipson	5-8	182	Jr-2VL	Dallas, Texas (Kimball HS)	120 rushes for 695 yards, 6 TD, has 14 catches for 158 yards
	25	David Anaya	5-9	205	Sr-3L	Roswell, N.M. (Goddard HS)	13 rushes for 55 yards, 1 TD, has one catch for 11 yards, 1 TD

DEFENSE

Pos.	#	Player	Ht.	Wt.	Cl.-Ex.	Hometown (Last School)	Notes
LE	53	Cody Baker	6-3	246	Fr-HS	Issaquah, Wash. (Eastside Catholic HS)	23 tackles, 1.0 sacks for 8 yards, 1.5 TFLs for 8 yards
	95	Garrett Hughes	6-1	267	So-1L	Corona, Calif. (Centennial HS)	13 tackles, 2.0 sacks for 11 yards, 5.5 TFLs for 21 yards, 1 PBU
NT	92	William Udeh	6-0	294	Jr-2L	Coppell, Texas (Coppell HS)	15 tackles, 2.0 TFLs for 7 yards
	55	Taylor Timmons	6-0	291	Jr-RS	Tampa, Fla. (Mew Mexico Military Inst./Tampa Catholic HS)	12 tackles, 3.5 sacks for 27 yards, 5.0 TFL for 32 yards
RE	91	Nik D'Avanzo	6-3	281	Jr-2L	Baltimore, Md. (Archbishop Curley HS)	41 tackles, 0.5 sacks for 4 yards, 7.5 TFLs for 22 yards, 1 FR for 0 yards, 2 PBU, 1 QBH, 1BLK
	59	Chris Lee	6-1	260	Sr-1L	Oakland, Calif. (Laney College/San Leandro HS)	1 FR for 0 yards, 1 QBH
RUSH	54	Donnie White	6-1	240	Jr-2L	St. Louis, Mo. (De Smet HS)	36 tackles, 3.0 sacks for 20 yards, 4.5 TFLs for 26 yards, 1 PBU, 2 QBH
	58	Maurice Daniels	6-4	219	Jr-JC	Coalinga, Calif. (West Hills College/Robeson HS)	40 tackles, 5.5 sacks for 32 yards, 11.5 TFLs for 58 yards, 4 PBU, 1 FF, 2 QBH
MLB	49	Dakota Cox	6-0	231	Jr-2L	Draper, Utah (Juan Diego HS)	79 tackles, 4.0 sacks for 14 yards, 10.0 TFLs for 26 yards, 1 INT for 8 yards, 1 PBU, 1 QBH
	32	Michael Arredondo	6-1	230	Sr-3L	Phoenix, Ariz (Desert Vista HS)	Six tackles
WLB	2	Kimmie Carson	6-0	213	So-1L-RS	Tulsa, Okla. (East Central HS)	60 tackles, 3.5 sacks for 26 yards, 8.0 TFLs for 35 yards, 1 FF, 1 QBH
	20	Ryan Langford	6-4	235	Sr-1L	Davenport, Iowa (Iowa Western CC/Assumption HS)	46 tackles, 2.0 sacks for 13 yards, 7.5 TFLs for 23 yards, 2 PBU, 1 INT for 7 yards, 1 FR for 0 yards
LCB	19	Nias Martin	5-10	175	Jr-JC	Baltimore, Md. (Hartnell College/Dunbar HS)	30 tackles, 2.0 TFLs for 4 yards, 4 PBU, 1 FR for 77 yards, 1 TD
	4	Isaiah "I.B." Brown	5-11	187	Jr-2L	San Antonio, Texas (Katy HS)	12 tackles, 2 PBU
SS	12	Ryan Santos	5-10	190	Jr-2L-RS	Klein, Texas (Klein Collins HS)	44 tackles, 1 PBU
	35	Kenneth Maxwell	6-0	193	Jr-1VL	Center Hill, Fla. (Prairie View A&M/South Sumter HS)	Seven tackles
FS	14	Daniel Henry	6-1	196	Jr-RS	San Diego, Calif. (Iowa Western CC/Weber State/La Jolla Country Day)	57 tackles, 1.0 sacks for 4 yards, 3.0 TFL for 11 yards, 3 PBU, 1 FF, 1 FR for 0 yards, 1 QBH
	22	Markel Byrd	5-11	195	So-1L-RS	San Diego, Calif. (Horizon Christian Academy)	41 tackles, 1.0 sacks for 10 yards, 2.0 TFLs for 13 yards, 3 INT for 25 yards, 2 PBU
LOCK	28	Jake Rothschilder	5-7	190	So-RS	Westlake Village, Calif. (Westlake HS)	26 tackles, 3.0 TFLs for 6 yards, 1 PBU
	5	Lee Crosby	5-11	201	Jr-RS	Baltimore, Md. (Snow College/Baltimore City HS)	50 tackles, 1.0 sacks for 7 yards, 5.0 TFLs for 16 yards, 1 FF, 1 TD, 2 INT for 29 yards, 3 PBU
RCB	3	Cranston Jones	5-8	172	Sr-3L	Mesquite, Texas (West Mesquite HS)	29 tackles, 2.0 TFL for 7 yards, 2 INT for 15 yards, 4 PBU
	21	Donnie Duncan	5-11	191	Sr-3L-RS	Cerritos, Calif. (Alexander Hamilton HS)	30 tackles, 1.0 TFLs for 2 yards, 2 PBU

SPECIAL TEAMS

Pos.	#	Player	Ht.	Wt.	Cl.-Ex.	Hometown (Last School)	Notes
FGs	90	Zack Rogers	5-9	191	Sr-1L-2SQ-RS	Rio Rancho, N.M. (Rio Rancho HS)	2-4 (42G, 28 BLK, 32G, 23 BLK), 18-18 XP (game-winner with 55 seconds left vs. Hawai'i)
	95	Jason Sanders	5-11	186	So-1L	Orange, Calif. (Villa Park HS)	3-7 FG (28G, 42WR, 35WR, 32G, 22G, 29WL, 41 WR), 22-22 on XP
KOs	95	Jason Sanders	5-11	186	So-1L	Orange, Calif. (Villa Park HS)	38 touchbacks on 57 kickoffs, start position of the 24 yard line, 1 OB
	90	Zack Rogers	5-9	191	Sr-1L-2SQ-RS	Rio Rancho, N.M. (Rio Rancho HS)	No kickoffs this season
P	90	Zack Rogers	5-9	191	Sr-1L-2SQ-RS	Rio Rancho, N.M. (Rio Rancho HS)	Has 60 punts for 41.4 yard average, long of 69, 2 TBs, 19 FC, 18 I20, 12 50+
	94	Sam Gentry	6-6	242	Jr-2SQ-RS	Albuquerque, N.M. (Eldorado HS)	No punts this season
DS	97	Steven Romero	6-1	225	Jr-2L	Albuquerque, N.M. (La Cueva HS)	Starting long snapper for the last three seasons
	30	Wendell Carter	5-7	180	Sr-2SQ-RS	Winslow, Ariz. (Winslow HS)	Has not snapped in a game
Hold	94	Sam Gentry	6-6	242	Jr-2SQ-RS	Albuquerque, N.M. (Eldorado HS)	First year as holder
	10	Austin Apodaca	6-3	207	Jr-JC	Longmont, Colo. (Mesa CC/Washington State/Silver Creek HS)	Washington State's holder in 2013
KOR	24	Carlos Wiggins	5-8	166	Sr-3L	Plano, Texas (Plano West HS)	Has 17 returns for 475 yards, 27.9 yard average, long of 100, 1 TD (5 career KO TDs)
	20	Daryl Chestnut	5-8	188	So-JC	Miami, Fl. (Christopher Columbus HS/Coffeyville JC)	Has 6 returns for 109 yards, 18.2 average, long of 30
	25	David Anaya	5-9	205	Sr-3L	Roswell, N.M. (Goddard HS)	No returns this season
PR	24	Carlos Wiggins	5-8	166	Sr-3L	Plano, Texas (Plano West HS)	Has 8 returns for 51 yards, 6.4 average, long of 23
	22	Chris Davis, Jr.	5-6	171	So-1L	Westlake Village, Calif. (Oaks Christian HS)	Has 1 returns for 0 yards, 0.0 average, long of 0

NEW MEXICO WEEKLY PRACTICE & MEDIA SCHEDULE (MOUNTAIN TIME)

GENERAL INFORMATION

Name of School University of New Mexico
 City/Zip Albuquerque, N.M. 87106
 Founded 1889 by Territorial Legislature
 Enrollment 28,800
 Nickname Lobos
 School Colors Cherry and Silver
 Stadium Branch Field at University Stadium
 Capacity 39,224
 Conference Mountain West
 Affiliation NCAA I
 President Dr. Robert Frank
 Vice President for Athletics Paul Krebs
 Athletic Dept. Phone 505-925-5501
 Ticket Office Phone 505-925-LOBO

COACHING STAFF

Head Coach Bob Davie
 Alma Mater, Year Youngstown State, 1977
 Record at School (years) 17-31, 4th season
 Career Record (years) 52-56, 9th season
 Football Office Phone 505-925-5700
 Best Time of Day to Reach Coach Contact SID
 Assistant Coaches
 Bob DeBesse Off. Coord./QBs
 Scott Baumgartner WRs
 Clay Davie TEs
 Jason Lenzmeier OL
 Apollo Wright Special Teams/RBs
 LaMar Bratton Grad. Asst. (Offense)
 Mitchell Kleinschrodt ... Grad. Asst. (Offense)
 Kevin Cosgrove Def. Coord./LBs
 Charles McMillian ... Def. Passing Game Coord/S
 Barry Sacks DL
 Al Simmons CBs
 Andrew Aho Grad. Asst. (Defense)
 Ivan Cordova Grad. Asst. (Defense)
 Dir. of Football Ops Brian DeSpain
 Asst. Dir. of Ops Evan Barker
 Video Coordinator Chris Crooks
 Videographer Paul Kasero
 Dir. of Recruiting Josh Sternquist
 Dir. of Player Development Trent Martin
 Athletic Performance Ben Hilgart
 Asst. Athletic Performance Kyle Kudrna
 G.A. Athletic Performance Kasey Carrier

TEAM INFORMATION

2014 Overall Record 4-8
 2014 Mountain West Record/Finish 2-6/5th Mt.

HISTORY

First Year of Football 1892
 Overall All-Time Record 468-574-31
 Number of Bowls/last 11/2007
 Bowl Record 3-7-1
 NFL Draft Picks 64

COMMUNICATIONS

Press Box Phone 505-925-5805
 SID Mailing Address New Mexico Athletics
 Colleen J. Maloof Administration Building
 1 University of New Mexico
 MSC04 2680
 Albuquerque, NM 87131-0001
 Overnight Address New Mexico Athletics
 Colleen J. Maloof Administration Building
 1414 University Boulevard SE
 Albuquerque, NM 87106

SOCIAL MEDIA

Website www.golobos.com



@NewMexicoFB



/UNMLoboFootball

MONDAY	TUESDAY	WEDNESDAY	THURSDAY	FRIDAY	SATURDAY	SUNDAY
Practice 10:30-11:40 a.m.	Practice 9:15-11:00 a.m.	Practice 9:15-11:00 a.m.	Practice 11:45-1:15 p.m.	Practice Closed	Game 8:15 p.m. Air Force	Practice OFF
Media Open first 30 minutes Interviews after practice (Players & Coaches) LoboTalk 7-9 p.m. - Chama River	Media Open first 30 minutes Interviews after practice (Players) Press Conference at 12:00 p.m. (Press Box Zia II)	Media Open first 30 minutes Interviews after practice (Players & Coaches)	Media Open first 30 minutes No Media Availability Except Coaches	Media No Media Availability	Media Coach Davie and Select Players after game	Media None

NEW MEXICO MEDIA POLICIES & PROCEDURES

Bob Davie Interview Opportunities

Coach Davie has several media availability times during the week. He is available after practices on Monday, Wednesday and Thursday. He also meets with the local media on Tuesday at noon as part of UNM's weekly fall sports media luncheon (other fall sport coaches meet with the media at 11:30 a.m. prior to Davie speaking). For weeks that have a Friday game, the entire week is pushed backwards one day.

New Mexico Media Luncheon

The New Mexico Media Luncheons are Tuesdays from 11:00 a.m. to 12:30 p.m. Coach Davie is available at noon. Audio and video clips from Davie are available at www.golobos.com. The press conferences are also streamed on GoLobos.com by LoboTV. Please note that the Mountain West no longer will conduct a football coaches teleconference. The luncheon is on the Zia II level of the West Pressbox.

New Mexico Player Interview Opportunities

All player interviews must be arranged through the UNM athletics communications office. The main time for interviews is after practice. Wednesday is the last day for player interviews, and Tuesday is the last day for quarterback interviews. For lengthier interviews, please call the communications office to arrange, which we are happy to do, working around class schedules. These will normally take place in the communications suite in the Maloof Center.

Postgame: The UNM locker room is closed. Requested players will be brought to an area to be determined after home games and outside the locker room for road games.

Wireless in the Press Box

The press box at University Stadium is fully equipped for wireless connections. Access is free, but those wanting access need their own internal or external wireless cards. Phone lines are available.

www.collegepressbox.com

CollegePressBox.com gives the media one-stop access to updated contact information, media guides, game books, photos, quotes, links and more for each of the league's schools and the Mountain West office. Log-in information will be provided by the MW office to accredited media, or you can apply for a password by sending an e-mail to password@collegepressbox.com.

Ticket Information

- online at unmtickets.com
- by calling 925-5858 or toll-free at 800-955-HOWL.
- Albertson's stores in Albuquerque, Rio Rancho, Los Lunas and Santa Fe
- Lobo Ticket Office inside the Pit at the NW corner of University & Cesar Chavez boulevards from 8:30-5 Monday-Friday
- UNM Bookstore (Bookstore Ticket Office is closed on Mondays) For more information call the New Mexico Athletics Ticket Office at (505) 925-5626 or 1-800-955-HOWL (4695). Call (505) 925-5500 for group tickets and ask to speak to a customer service representative.

On Game Day, the northeast box office at University Stadium opens four hours prior to kickoff, and the Lobo Ticket Office at the Pit opens three hours before game time. The northwest University Stadium box office opens 90 minutes before kickoff.

Lobo Talk & The Lobo Coaches Show

Host Robert Portnoy and coach Bob Davie discuss UNM football at Lobo Talk Wednesdays. The show airs from 7-9 p.m. at Chama River Brewing Co. Fans can call 866-350-4309 to ask coach Davie a question. The Lobo Coaches Show will be on ROOT Sports starting the second week of the season.

Game Credentials

Regular UNM media will receive game credentials prior to the start of the season. For media members with season credentials, that pass also serves as a parking pass for the Baseball East or Baseball South lot across from the stadium.

Visiting team media should request single-game credentials through their team's media relations office. Parking passes for the Baseball East and media lots will be needed.

Media members not associated directly with a team can email requests to fmercog@unm.edu. Please have these Wednesday of game week (Tuesday for Friday night home games).

For media members picking up credentials at will call without parking passes, it is located in the Northeast corner of the stadium by Gate 7 or 8. With parking passes credentials will be located at the University Drive entrance to the Baseball & Pit East lots with the parking attendant. This should allow you to get your credential without having to wait in line or deal with parking on the north side of the stadium.

GAME DAY COACHING LOCATIONS

BOOTH

Bob DeBesse Off. Coord./QBs
 Clay Davie TEs
 Mitchell Kleinschrodt Grad. Asst. (Offense)
 Barry Sacks DL
 Al Simmons CBs
 LaMar Bratton Grad. Asst. (Offense)
 Ivan Cordova Grad. Asst. (Defense)

SIDELINES

Scott Baumgartner WRs
 Jason Lenzmeier OL
 Apollo Wright Special Teams/RBs
 Kevin Cosgrove Def. Coord./LBs
 Charles McMillian... Passing Game Coord/S
 Andrew Aho Grad. Asst. (Defense)

LOBO RADIO NETWORK

Every New Mexico football game is broadcast over the Lobo Radio Network. 770 KKOB-AM in Albuquerque is the flagship. Robert Portnoy is in his third season of play-by-play broadcasting with the University of New Mexico. The Lobo Radio Network:

Albuquerque	KKOB-AM	770 AM
Aztec	KLJH-FM	96.1 FM
Bloomfield	KLJH-2	107.1FM
Carlsbad	KATK-AM	740 AM
Farmington	KLJH-FM	107.1 FM
Farmington	KLJH-FM	96.1 FM
Farmington	KLJH-1	107.1 FM
Gallup	KYVA-AM	1230 AM
Gallup	KYVA-AM	94.9 FM
Grants	KMIN-AM	980 AM
Hobbs	KWMW-FM	105.1 FM
Las Vegas	KBQL-FM	92.7 FM
Mancos, CO	KLJH-FM	107.9 FM
Pagosa Springs, CO	KLJH-FM	98.3 FM
Santa Fe	KVSF-AM	1400 AM
Ruidoso	KWMW-FM	99.1 FM
Ruidoso	KRUI-AM	1490 AM
Socorro	KYRN-FM	102.1 FM
Window Rock, AZ	KLJH-FM	92.3 FM

Lobo games will be broadcast in Spanish on ESPN Deportes New Mexico on KRZY-AM 1450 and José 105.9 FM, Albuquerque, thanks to an agreement between UNM Athletics and Entrevision NM. Carlos Fourzan will handle the play-by-play duties with Ben Becerra providing analysis.

ROSTER BREAKDOWN

LETTERMEN RETURNING (46)

Offense (22): QB (1) Lamar Jordan*, **RB** (4) David Anaya***, Teriyon Gipson**, Romell Jordan*, Jhurell Pressley***, **WR** (5) Marquis Bundy***, Chris Davis*, Dameon Gamblin**, Ridge Jones**, Carlos Wiggins**, **TE** (4) Chris Edling***, Cole Gautsche (position switch from QB)***, Nick Lehman*, Reece White***, **OL** (8) Garrett Adcock**, Andrew Aqua (SQ in 2014)*, Reno Henderson*, Jack Lamm (RS in 2014)*, Bryan Oldenkamp*, Eden Mahina*, Dillon Romine**, Jack Ziltz (position switch from DL)*;

Defense (21): DL (6) Nik D'Avanzo**, Garrett Hughes*, Chris Lee*, Kene Okonkwo*, Christopher Smalls (SQ in 2014)*, William Udeh**, **LB** (6) Michael Arredondo***, Kimmie Carson*, Dakota Cox**, Ryan Langford*, Geoff Smelser*, Donnie White**, **S** (5) Tayo Adewon*, Ricky Bennett*, Kenneth Maxwell*, John Russo**, Ryan Santos**, **CB** (4) Markel Byrd*, Isaiah Brown**, Donnie Duncan***, Cranston Jones**

Specialists (3): Zack Rogers* (P/K), Steven Romero** (LS), Jason Sanders* (KO)
*denotes letters won

STARTERS RETURNING (17)

Offense (7): OL Garrett Adcock, QB Cole Gautsche, RB Teriyon Gipson, OL Reno Henderson, OL Eden Mahina, RB Jhurell Pressley, TE Reece White

Defense (7): FS Markel Byrd, DE Nik D'Avanzo, LB Kimmie Carson, LB Dakota Cox, CB Cranston Jones, LB Donnie White, DT William Udeh

Specialists (3): P/K Zack Rogers, LS Steven Romero, KO Jason Sanders

STARTERS LOST (8)

Offense (4): OL LaMar Bratton, WR Tyler Duncan, WR Jeric Magnant, OL Jamal Price

Defense (4): DE Brett Bowers, CB SaQwan Edwards, SS David Guthrie, SLB Tevin Newman

Specialists (0): None

The Opening List

Here in Game Notes, we have talked quite a bit about the defensive improvement for New Mexico. A fantastic way to show that improvement from last year to this year is in the points allowed in the common opponents that UNM has played in both seasons. From 2014 to 2015, there have been six carry-over opponents (two non-conference foes and four of UNM's Mountain Division foes). Air Force will be the seventh carry-over opponent, and if things go the way they have, it looks like the Falcons won't break 35 points. New Mexico this season has allowed an average of 18.8 fewer points per game than UNM allowed in 2014. The biggest two improvements were in the last two weeks when UNM allowed 36 fewer points to Boise State and then 30 fewer to Colorado State. Those six games, and the defensive improvement of each, make up the final regular season opening list.

Team	2014	2015	Improvement
Arizona State	58	34	24
Wyoming	30	28	2
New Mexico State	35	29	6
Utah State	28	13	15
Boise State	60	24	36
Colorado State	58	28	30
Average	44.8	26.0	18.8

Lobos Still Rank High in Defensive Yards Per Game

Despite allowing 485 yards to Colorado State, the Lobos moved up one spot from the sixth-most improved defenses in the nation to the fifth. A year ago in 2014, the Lobos allowed 519 yards per game (a total that was 127th out of 128 teams). This season in 2015, the Lobos are allowing an average of 436.1 yards per game, and that number has UNM 97th. But that's also a difference of -82.9 yards per game. Here is the nation's most improved defenses, and you can see UNM's final regular season opponent is among the top 10.

Rk	Team	2014 Avg	2015 Avg.	Difference
1.	North Carolina	497.8	384.1	-113.7
2.	Illinois	456.4	350.9	-105.5
3.	Southern Miss	451.4	346.1	-105.3
4.	Western Kentucky	511.8	405.7	-104.2
5.	New Mexico	519.0	436.1	-82.9
6.	Air Force	394.7	312.2	-82.5
7.	Kent State	430.3	348.4	-81.9
8.	Texas A&M	450.8	370.8	-80.0
9.	Northwestern	384.3	309.7	-74.6
10.	Iowa State	528.9	456.9	-72.0

Nothing Helps More Than Scoring Defense

Yards are important, but it's not a yardboard, it's a scoreboard. The Lobos have cut 9.8 points per game off their total from a year ago, and that ranks UNM 12th nationally among the most improved defenses.

Rk	Team	2014 points/game	2015 points/game	Difference
1.	North Carolina	39.0	19.5	-19.5
2.	Western Kentucky	39.9	24.7	-15.2
3.	Vanderbilt	33.3	18.1	-15.2
4.	Southern Miss	35.4	22.3	-13.1
5.	Georgia State	43.3	31.3	-12.0
6.	Washington State	38.6	27.4	-11.2
7.	California	39.8	28.8	-11.0
8.	Colorado	39.0	28.1	-10.9
9.	Illinois	34.0	23.2	-10.8
10.	Toledo	30.5	19.7	-10.8
11.	Connecticut	29.8	19.1	-10.7
12.	New Mexico	35.9	26.3	-9.6

#LOBOWling

Apparently that hashtag is a thing. New Mexico is bowl eligible after picking up win number six and barring some absolutely ridiculous circumstances, the program will play in its 12th Bowl game. Which one it is ... well that's a good question. Here are the Mountain West Bowls that New Mexico has a shot at. New Mexico has six bowls with the possibility of a seventh.

The league champion will go to either the Royal Purple Las Vegas Bowl (vs. Pac-12) or the Hawaii Bowl (vs. The American), with the

FLASH 40 BREAKDOWN

UNM's game vs. Arizona State marked the 40th game of the Bob Davie tenure. This chart give a quick look back at his first 40 games, and the previous 40 games for the program. As you can see, his rebuilding job was a little tougher than most.

	First 40	Last 40	Diff.
Won/Loss	3-37	12-28	+9
Scoring Margin	-24.2	-6.4	+17.8
Total Offense	296.1	396.6	+100.5
Scoring Offense	14.4	28.9	+14.5
Scoring Defense	38.7	35.3	-3.4
Turnover Margin	-20	+10	+30
Penalties	264	183	-81
Penalty Yards	2,222	1,635	-587

THE TALE OF THE TAPE

Starters Average Heights and Weights

	UNM	AFA
OL/TE	6-3 1/2, 286.3	6-2 1/2, 266.3
Skill Pos.	5-10 1/2, 192.2	5-11 2/5, 196.4
Defensive Line	6-1 1/3, 280.7	6-4, 266.7
Linebackers	6-1 2/3, 234.2	6-1 1/4, 221.3
Defensive Backs	5-11, 189.2	6-0 1/2, 192.5

Class Breakdown of Starters

	UNM		AFA	
	Off	Def	Off	Def
Seniors	8	2	6	2
Juniors	2	8	4	9
Sophomores	1	1	1	0
Freshmen	1	0	0	0

HONORS

Garrett Adcock - OL

Phil Steele: Preseason Third Team All-Mountain West
College Football Preview: Honorable Mention First Team All-Mountain West
NFL.com: #5 Smartest Player in College Football

Dakota Cox - LB

College Football Preview: Preseason First Team All-Mountain West
Phil Steele: Preseason Second Team All-Mountain West
Athlon: Preseason Second Team All-Mountain West

Nik D'Avanzo - DL

Phil Steele: Preseason Third Team All-Mountain West
College Football Preview: Honorable Mention All-Mountain West

Teriyon Gipson - RB

College Football Preview: Honorable Mention All-Mountain West

Reno Henderson - OL

Phil Steele: Preseason Third Team All-Mountain West
College Football Preview: Honorable Mention All-Mountain West

Cranston Jones - CB

College Football Preview: Honorable Mention All-Mountain West

Ridge Jones - WR/KR

Phil Steele: Preseason Second Team All-Mountain West
Athlon: Preseason Second Team All-Mountain West

Eden Mahina - OL

College Football Preview: Honorable Mention All-Mountain West

Jhurell Pressley - RB

College Football Preview: Honorable Mention All-Mountain West
Phil Steele: Preseason Second Team All-Mountain West
Athlon: Preseason Second Team All-Mountain West
NFL.com: #7 Most Explosive Player

Carlos Wiggins - WR/KR

NFL.com: #11 Best Player 5-8 or Smaller
Preseason All-MW Returner
Mountain West Special Teams Player of the Week, Oct. 19

Ryan Langford - LB

Mountain West Defensive Player of the Week, Nov. 16

Zack Rogers - K/P

Mountain West Special Teams Player of the Week, Nov. 16

LOBOS IN THE MW/NCAA

Category	Avg	MW	NCAA
Rushing Offense	234.7	2	13
Passing Offense	131.3	12	122
Total Offense	366.0	8	95
Scoring Offense	27.7	8	T-76
Rushing Defense	191.7	6	T-93
Pass Defense	244.4	12	88
Total Defense	436.1	9	97
Scoring Defense	26.3	5	59
Net Punting	39.6	4	22
Punt Returns	5.7	11	95
Kickoff Returns	22.1	6	43
Turnover Margin	+0.27	5	T-52
Passing Eff.	111.5	10	107
Pass Eff. Defense	134.7	9	90
Time of Possession	29:45	9	69
3rd Down Conversions	35.6	9	100
Opp 3rd Down Conversions	43.9	9	99
Sacks For	28	T-3	T-29
Sacks Against	11	2	T-8
Penalty Yards Per Game	64.7	10	101
Red Zone Offense	75.0%	8	112
Red Zone Defense	67.4%	1	4
Interceptions-Byrd	0.27	T-4	--
Passing Yards Per Game-L. Jordan	80.0	8	--
Total Offense-L. Jordan	140.4	7	--
Kickoff Returns-Wiggins	27.9	2	14
Punting-Rogers	41.4	8	--
Kick Scoring-Sanders	2.8	10	--
PAT%-Sanders	1.00	T-1	--
Rogers	1.00	T-1	--
Tackles-Cox	7.2	T-14	--
Sacks-Daniels	0.50	T-7	--
TFLs-Daniels	1.05	10	--
Fumble Recoveries-R. White	0.27	4	T-19

champion going to whichever Bowl BYU elects to not go to this season. The other bowls are the San Diego County CU Poinsettia Bowl in San Diego (vs. Navy), the Gilman New Mexico Bowl (vs. Conference USA), the Famous Idaho Potato Bowl (vs. MAC), the Nova Home Loans Arizona Bowl (vs. Conference USA) and the Armed Forces Bowl (vs. Big Ten). The league also has a secondary agreement with the Cactus Bowl is the Big 12 or the Pac-12 cannot fulfill all their Bowl obligations.

UNM is 3-7-1 in Bowl games, having won the 2007 New Mexico Bowl 23-0 over Nevada in its last bowl game.

Most projections have the Lobos in the Gilman New Mexico Bowl. Against whom is up for debate. Jason Kirk of SB Nation has UNM facing Central Michigan. Campus Insiders has the Lobos facing Old Dominion. Jerry Palm has UNM against Western Michigan. The Orlando Sun-Sentinel has UNM against Middle Tennessee State.

Well He Had the Last One

When Coach Davie was asked at his weekly press conference about the fact that there have been a few missed field goals of late in Lobo games from their opponents, coach Davie surmised that even though UNM didn't have a blocked field goal, UNM's block team was coming hard after the kicker. Well, now they have a block.

Nik D'Avanzo got a hand on a 36-yard field goal attempt by Wyatt Bryan in the second quarter, UNM's first field goal block since the next to last game of the 2013 season when UNM blocked a field goal attempt by Fresno State. That was also a 36-yard field goal attempt, and that one was also blocked by Nik D'Avanzo.

No Cute Headline for This One...A Simple WHOA Will Suffice.

The Lobos are currently 4-3 in conference play, which is the first time that UNM has been over .500 this late in conference play since 2007, when the Lobos were 5-3 at the end of the season.

In 2008, New Mexico actually started the season 2-2 in Mountain West play, and then most folks know what followed. Four straight losses and overall a 3-37 record over the next 40 games.

So, how much progress have the Lobos made under Bob Davie? There might be no better single stat than this... In New Mexico's last 12 Mountain West games, the team is 6-6. Those six wins are more than the total amount of conference wins over the previous 46 conference games (5-41).

So About Those 114 Plays Against Boise State...

So after a little statistical sleuthing, two plays were changed in UNM's 31-24 win at Boise State, one that gave UNM an extra tackle for a loss, and one that added a bunch of stats for Boise State. First the tackle for a loss.

In the fourth quarter, a fumbled snap was originally ruled to be downed by quarterback Brett Rypien. That play was changed and credited as a tackle for a loss for Garrett Hughes as Rypien didn't in fact down the ball. The other play was really goofy.

In the second quarter, BSU completed a three-yard pass on the play where Markel Byrd was whistled for a roughing the passer penalty. Mistakenly the play was scored as an 18-yard penalty instead of a completion for three yards and a 15-yarder. With that change, BSU now officially went 41-for-75 passing for 506 yards, and overall they ran 115 plays.

One other change in the stats, a rush for Tyrone Owens was originally credited for David Anaya, but that has also been changed.

Red Zone? More Like The Dead Zone

At least it feels that way for New Mexico's opponents when they enter the Lobo 20-yard line.

On Saturday against Colorado State, the Rams got into the Lobo red zone five times, and came out of that with 21 points. The Lobos allowed two field goals and two touchdowns.

THE TURNOVER TABLE

2014	Takeaways	Pts.	Giveaways	Pts.
UTEP	0	0	3	7
ASU	1	7	3	21
at NMSU	2	0	1	7
FS	2	3	0	0
at UTSA	2	7	0	0
SDSU	4	0	1	0
at AFA	1	7	2	7
at UNLV	3	10	1	0
BSU	0	0	0	0
at USU	1	7	1	0
at CSU	2	7	4	20
WYO	1	7	2	0
Total	19	55	18	62

UNM Turnover Margin: +1
UNM TO Scoring Margin: -7 (UNM 9-19, Opp 9-18)

2015	Takeaways	Pts.	Giveaways	Pts.
MVSU	3	17	0	0
TULSA	1	0	2	10
at ASU	1	3	1	0
at WYO	2	3	0	0
NMSU	3	7	2	6
at UNR	2	10	2	7
HAW	2	7	2	10
at SJSU	0	0	2	7
USU	2	7	1	3
at BSU	4	10	2	7
CSU	0	0	3	7
AFA				
Total	20	64	17	57

UNM Turnover Margin: +0.27
UNM TO Scoring Margin: +17 (UNM 12-20, Opp 11-17)

STAT OF THE WEEK

114

That is the number of plays that Boise State ran on Saturday against New Mexico. The Lobos, despite having to defend against that amount of plays, allowed just three touchdowns on the night.

PRONUNCIATION GUIDE

Players

2	Dameon Gamblin.....	DAY ME in
4	Romell Jordan.....	rah MEL
6	Jhurrell Pressley.....	ju RELL
7	Teriyon Gipson.....	teh REE ON GIP son
8	Cole Gautsche.....	GOW chee
9	Q' Drennan.....	QUE
10	Austin Apodaca.....	ah pa DAH CAH
16	Jacob Girdle.....	GRR gill
17	Juwan Lawson.....	ja WAHN
23	Tayo Adewon.....	TAY oh ADD ah WAHN (Full name is Oluwatayo Oluwadolapo Adewon.....oh LOU ah TAY oh oh LOY ah DOH la PO)
25	David Anaya.....	ah NYE uh
27	Bijon Parker.....	bee ZHAHN
28	Diquon Woodhouse.....	DIH QWAN
32	Michael Arredondo.....	ah ra DON doh
47	Austin Ocasio.....	oh cah SEE yo
51	Eden Mahina.....	EE din mah HEE na
59	Toye Adewon.....	TOY YEA ADD ah WAHN
86	David Georges.....	JORE JIS
87	Anu Somoye.....	ah NEW sa MOY yea (full name is Anuoluwapo ah NEW ah LEW ah PO)
91	Nic D'Avanzo.....	DEE ah VAAN zo
94	Sam Gentry.....	jen TREE
98	Kene Okonkwo.....	Kenny Oh CONK whoa

Coaches & Staff

Bob DeBesse.....	dih BESS
Kevin Cosgrove.....	CAHZ GROVE
Scott Baumgartner.....	baum GART ner
Mitchell Kleinschrodt.....	KLIN schrot
Jason Lenzmeier.....	LENS MY er
Frank Mercogliano.....	mer cog LEE AH no

LOBO CAPTAINS

For the 2015 season, the Lobos will once again have three captains. This year its senior tight end Reece White, junior line-backer Dakota Cox and sophomore quarterback Lamar Jordan. It's the second straight year that UNM has had a sophomore team captain, and UNM is one of nine FBS programs with a permanent sophomore captain (Colorado doesn't count for this as they rotate game captains). Here are the nine schools with a sophomore captain.

2015 Sophomore Captains (FBS)

- J.T. Barrett, QB, Ohio State
- Ja'Whaun Bentley, LB, Purdue
- Austin Corbett, OL, Nevada
- Zaire Franklin, LB, Syracuse
- Myles Garrett, DL, Texas A&M
- Lamar Jordan, QB, New Mexico
- Brad Kaaya, QB, Miami (Fla.)
- Matt Linehan, QB, Idaho
- DeAndre Scott, DB, Arizona State
- Colorado (leadership council, 2 sophomores, rotating game captains)

For the season, New Mexico has allowed just 29 scores on 43 red zone possessions, an opponent success rate of 67.4%. That mark is the fourth-best mark in the nation. In addition, the Lobos have only allowed 17 touchdowns on those 42 red zone possessions, and that percentage of 39.5 is good for sixth nationally.

The Land of En sackment

New Mexico picked up one more sack against Colorado State, giving UNM 28 on the season. It is their most sacks since getting 29 in the 2006 season. The Lobos are tied for 29th nationally in sacks, and the 176 yards in sack yardage is 34th-most in the NCAA this season.

As for the tackles for loss. The Lobos added 5.0 to their season total, and now have 86.0 for the season, a total that is good for a tie for ninth nationally, and the 329 yards in losses is good for 17th nationally.

Of course this goes the other way as well. UNM has allowed just 11 sacks, and that is tied for eighth-nationally, and UNM's 59 negative yardage scrimmage plays are tied for the 36th fewest in the NCAA.

Lobo Punting Still Getting It Done

For most teams, when you line up to punt the football, you are giving up a shot at a first down. But that's most teams. When you are UNM, it's pretty much a shot at a first down, because six times this season in 11 games, the Lobos have lined up for a punt and somehow got a first down.

Four times Zack Rogers has punted and the punt was subsequently fumbled, and UNM has also gotten two first downs off fake punts. Amazingly enough the fake punts were in the same game. Rogers rushed for eight yards on fourth-and-five inside UNM territory against Tulsa, and then in the fourth quarter of that game he got two yards inside UNM territory on fourth-and-one.

Add to that Rogers is 18-for-18 on extra points and 2-for-4 on field goals, with one of his extra points coming with the game tied 27-27 with 55 seconds left against Hawai'i for the winning points.

40-for-40

It's not a new ESPN show, but it is UNM's combined extra point kicking for the year. The tandem of Jason Sanders and Zack Rogers have combined to go 40-for-40 on extra points. Sanders hit the first 22, and Rogers has hit the last 18. Of the 57 teams in the NCAA that are still perfect on extra points, the Lobos are 25th in terms of the most extra points hit. Sanders opened his place-kicking career by going 9-for-9 against Mississippi Valley State on extra points. The nine extra points were tied for the second-most in a single game in UNM history, behind Eddie Beach, who went 10-for-10 on extra points in the very first game played inside University Stadium, against the University of Mexico in 1960. Sanders' nine extra points did set a record ... it was the most extra points ever made by a sophomore in the Mountain West.

A Long, Long Time Ago, He was a Safety. Maybe He Misses it Just a Little Bit

When you log into the NCAA website (www.ncaa.org), you can click on Division I and then hit the statistics button, and look at all of the football stats nationally. It's very productive use of your time, trust us. When you go there and look at the number of players who have recovered at least two of their opponents fumbles, one name really sticks out. Reece White.

Of the 113 players in the FBS with at least two fumble recoveries, Reece White is the only tight end in the nation, and one of only two offensive players to have recovered two of their opponents fumbles, the other being Riley Bullough of Michigan State. White's two fumble recoveries have come on fumbled punts, and in successive games for UNM.

LAST TIME VS. AIR FORCE

Score by Quarters	1	2	3	4	Total
New Mexico	7	14	7	3	31
Air Force	7	14	14	0	35

1st Time Scoring play

1st 12:12 NM - PRESSLEY, Jhurrell 42 yd run (ROGERS, Zack kick), 5-75 2:48
 06:12 AF - JOHNSON, D.J. 3 yd run (CONANT, Will kick), 18-75 6:00
 1st 13:28 AF - PEARSON, Kale 21 yd run (CONANT, Will kick), 1-21 0:07
 09:04 NM - PRESSLEY, Jhurrell 50 yd run (ROGERS, Zack kick), 2-58 0:53
 05:28 NM - GUTHRIE, David 43 yd fumble recovery (ROGERS, Zack kick)
 03:21 AF - JOHNSON, D.J. 6 yd run (CONANT, Will kick), 7-75 2:07
 1st 08:39 NM - GIPSON, Teriyon 28 yd run (ROGERS, Zack kick), 4-68 1:39
 06:48 AF - JOHNSON, D.J. 1 yd run (CONANT, Will kick), 6-75 1:51
 03:35 AF - ROBINETTE, Jale 50 yd pass from PEARSON, Kale (CONANT, Will kick), 5-73 1:34
 12:01 NM - ROGERS, Zack 28 yd field goal, 12-68 6:34

	NM	AF
FIRST DOWNS	14	23
RUSHES-YARDS (NET)	52-367	74-269
PASSING YDS (NET)	33	159
Passes Att-Comp-Int	10-4-0	9-5-0
TOTAL OFFENSE PLAYS-YARDS	62-400	83-428
Fumble Returns-Yards	1-42	1-28
Punt Returns-Yards	0-0	2-18
Kickoff Returns-Yards	2-34	0-0
Interception Returns-Yards	0-0	0-0
Punts (Number-Avg)	5-42.8	5-41.2
Fumbles-Lost	3-2	1-1
Penalties-Yards	11-15	11-5
Possession Time	29:46	30:14
Third-Down Conversions	4 of 15	9 of 18
Fourth-Down Conversions	2 of 4	1 of 3
Red-Zone Scores-Chances	1-1	3-4
Sacks By: Number-Yards	2-23	1-3

USHING: New Mexico-PRESSLEY, Jhurrell 11-148; GIPSON, Teriyon 16-87; GAUTSCHE, Cole 12-46; JORDAN, Romell 6-45; WIGGINS, Carlos 2-23; JORDAN, Lamar 3-10; JONES, Ridge 1-8; TEAM 1-0. Air Force-DAVERN, Shayne 16-85; PEARSON, Kale 20-66; OWENS, Jacobi 16-64; JOHNSON, D.J. 15-51; BROWN, Garrett 2-12; USHING, Devin 1-4; TEAM 4-minus 13.

PASSING: New Mexico-GAUTSCHE, Cole 2-7-0-27; JORDAN, Lamar 2-3-0-6. Air Force-PEARSON, Kale 1-9-0-159.

RECEIVING: New Mexico-DUNCAN, Tyler 2-43; MAGNANT, Jeric 1-2; BUNDY, Marquis 1-1; WIGGINS, Carlos 1-10; BRATTON, LaMar 0-minus 5; JORDAN, Romell 0-minus 18. Air Force-ROBINETTE, Jale 4-96; BROWN, Jarrett 1-63.

INTERCEPTIONS: New Mexico-None. Air Force-None.

FUMBLES: New Mexico-BRATTON, LaMar 1-1; JORDAN, Romell 1-0; TEAM 1-1. Air Force-PEARSON, Kale 1-1.

New Mexico (2-5,0-3) vs. Air Force (5-2,2-2)
 Date: Oct 18, 2014 • Site: Air Force Academy, CO • Stadium: Falcon Stadium
 Attendance: 25017

Kickoff time: 1:36 pm • End of Game: 4:32 pm • Total elapsed time: 2:56
 Officials: Referee: Daniel Romeo; Umpire: Scott Teifer; Linesman: Marvel July;
 Line Judge: Marc Bovos; Back Judge: Chris Alston; Field Judge: Ed Vanzant;
 Side Judge: Craig Falkner;
 Temperature: 59 • Wind: SSE 10 • Weather: partly cloudy

UNM VS. AIR FORCE STATE STAT COMPARISON

UNM (11 gms)	Category.....	AFA (11 gms)
27.7.....	Points Per Game For	34.4
26.3.....	Points Per Game Against	20.7
193.....	First Downs	250
513.....	Rushing Attempts	680
2582.....	Rushing Yards	3660
5.0.....	Average Per Rush.....	5.4
234.7.....	Average Per Game.....	332.7
32.....	Rushing TDs.....	37
104-199-10.....	Passing (Comp-Att-Int).....	69-128-8
52.3%.....	Completion Pct.....	53.9%
1444.....	Passing Yards.....	1496
131.3.....	Average Per Game.....	136.0
5.....	TD Passes.....	10
4026.....	Total Offense	5156
5.7.....	Avg. Per Play	6.4
366.0.....	Avg Per Game	468.7
16-7.....	Fumbles-Lost	19-9
+0.27.....	Turnover margin/game	-0.18
60-39.7.....	Punts-Net Avg.....	70-36.3
53/149 (36%).....	Third Down Conversion.....	73/160 (46%)
14/18 (78%).....	Fourth Down Conversion.....	12/20 (60%)
29:45.....	Average time of possession.....	33:36
28-176.....	Sacks-Yards	36-210

NATIONAL POLLS

**ASSOCIATED PRESS POLL
(11/22/2015)**

Pl.	Team (First-place votes)	Record	Pts	+/-
1	Clemson(55)	11-0	1518	—
2	Alabama(6)	10-1	1469	+1
3	Iowa	11-0	1325	+3
4	Notre Dame	10-1	1317	+1
5	Oklahoma	10-1	1295	+2
6	Michigan State	10-1	1286	+3
7	Baylor	9-1	1161	+3
8	Ohio State	10-1	1051	-6
9	Oklahoma State	10-1	995	-5
10	Florida	10-1	926	-2
11	North Carolina	10-1	900	+1
12	Michigan	9-2	855	+2
13	Stanford	9-2	816	+2
14	Florida State	9-2	680	+2
15	TCU	9-2	652	-4
16	Navy	9-1	647	+3
17	Northwestern	9-2	593	+3
18	Oregon	8-3	470	+5
19	Ole Miss	8-3	358	+6
20	Washington State	8-3	354	+4
21	Houston	10-1	275	-8
22	UCLA	8-3	230	—
23	Mississippi State	8-3	132	—
24	Toledo	9-1	123	—
25	Temple	9-2	107	—

Dropped from rankings: LSU 17, Utah 18, Wisconsin 21, USC 22
Others receiving votes: Utah 100, Pittsburgh 60, LSU 33, Texas A&M 27, Wisconsin 21, **Air Force 15**, USC 8, Arkansas 7, Western Kentucky 6, Georgia 5, BYU 3, Tennessee 2, Arkansas State 1, West Virginia 1, South Florida 1.

**AMWAY/USA TODAY POLL
(11/22/2015)**

Pl.	Team (First-place votes)	Record	Pts	LW
1	Clemson(58)	11-0	1590	—
2	Alabama(5)	10-1	1531	+1
3	Iowa(1)	11-0	1419	+3
4	Notre Dame	10-1	1373	+1
5	Oklahoma	10-1	1364	+2
6	Michigan State	10-1	1302	+3
7	Baylor	9-1	1201	+3
8	Ohio State	10-1	1138	-6
9	Florida	10-1	1047	-1
10	Oklahoma State	10-1	956	-6
11	North Carolina	10-1	929	+1
12	Stanford	9-2	881	+3
	Michigan	9-2	881	+1
14	Florida State	9-2	783	+2
15	Navy	9-1	674	+4
16	TCU	9-2	626	-5
17	Northwestern	9-2	569	+4
18	Oregon	8-3	482	+4
19	Ole Miss	8-3	383	+6
20	Washington State	8-3	327	+3
21	Houston	10-1	256	-7
22	Mississippi State	8-3	230	+3
23	UCLA	8-3	224	—
24	Temple	9-2	116	—
25	Utah	8-3	101	-7

Dropped from rankings: LSU 17, Wisconsin 20, USC 24
Others receiving votes: LSU 82, Toledo 69, Wisconsin 58, Texas A&M 54, Pittsburgh 46, Georgia 34, USC 27, Western Kentucky 12, Arkansas 7, West Virginia 6, **Air Force 6**, BYU 5, Bowling Green 5, **San Diego State 3**, Appalachian State 2, Arkansas State 1.

He's Finger Kickin' Good

Jason Sanders continues to be a standout and a weapon on kickoffs for the Lobos. He has hit 38 touchbacks on 57 kickoffs, a mark of 66.7 percent. That 66.7 mark is tied for 10th nationally in touchback percentage.

His 38 touchbacks rank tied for 18th nationally.

Fourth Down Mentality

Many teams don't like to go for it on fourth down. Never put the Lobos in that category. New Mexico is averaging almost two fourth-down attempts per game, and UNM is 14-for-18 (the only four misses were a dive play on 4th-and-4 in the red zone when up 66-0 on Mississippi Valley State, a failed 4th-and-1 in which UNM fumbled the ball unforced in the backfield, a failed fourth-and-one in which UNM actually converted but on replay it was shown that Lamar Jordan's knee was on the ground when he took the snap and a faked punt)

UNM's 77.8 mark on fourth down is seventh nationally, as is the 14 made fourth downs. Among teams that have attempted at least one per game, it's actually fifth.

Conversely, UNM's fourth down defense has been fantastic. UNM had another fourth down stop against Colorado State, halting a fourth-and-one quarterback sneak. The Lobos have allowed just seven fourth down conversions on 21 attempts, and that 33.3 mark is tied for 14th nationally.

UNM's 14 fourth down stops are behind only Navy, Buffalo, Washington State, Nebraska and Marshall, who all have 15.

Breaking Up is Hard to Do...Wait...It's Actually Not

Neil Sadaka had a number one single back in 1962 (University Stadium was two years old by the way) with the song "Breaking Up is Hard to Do". That song, which was once referred to as "two minutes and sixteen seconds of pure pop magic" by Allmusic was not about pass break ups in college football, because the Lobo defense is showing that while that might be hard to do, we sure can do it.

UNM has 34 pass breakups this season, but they have been recored by 15 different players. That total is actually tied for 15th nationally as far as the most players on a team with a pass breakup. Below is the complete list of all FBS teams with at least 15 players breaking up one pass.

No.	Team Total	PBU
19	Marshall	69
19	Alabama	60
19	Mississippi State	47
19	Minnesota	41
18	Ole Miss	58
18	Utah	49
18	Boise State	46
18	Penn State	39
17	Colorado	58
17	San Diego State	45
16	Louisiana	46
16	Wisconsin	44
16	Tulsa	43
16	Western Kentucky	41
16	Arizona	34
15	Middle Tennessee	53
15	Southern Miss	50
15	Kentucky	44
15	Florida State	38
15	Maryland	38
15	New Mexico	34
15	UCF	33
15	Navy	31
15	South Carolina	29
15	Boston College	27
15	ULM	25

SPECIAL TEAMS TACKLES (2015)

Player	Total	KO	Punt
David Anaya	5	2	3
Michael Walsh	5	2	3
John Russo	4	2	2
Reece White	3	0	3
Travis Green	3	3	0
Romell Jordan	2	2	0
Jhurell Pressley	2	0	2
Alex Hart	2	2	0
Michael Arrendondo	2	2	0
Daniel Henry	1	1	0
Jason Sanders	1	1	0
Maurice Daniels	1	1	0
Diquon Woodhouse	1	1	0
Jake Rothschilder	1	0	1
Ricky Bennett	1	0	1
Nik D'Avanzo	1	0	1
Bijon Parker	1	0	1
Steven Romero	1	0	1
Tayo Adewon	1	1	0
Donnie Duncan	1	1	0
Totals	39	21	18

FLASH STAT

5-5

Five for five ... that's the number of third down conversions that the Lobos converted to open the game against Colorado State. In UNM's previous three games, the Lobos went 4-for-32 combined on third down, including 0-for-10 against Boise State.

STAT OF THE WEEK

6-6

Six for six is the number of times that Richard McQuarley has been handed the ball on fourth down runs, and it's the number of times he has picked up the first down. In fact, if you count UNM's top four rushers of McQuarley, Pressley, Lamar Jordan and Gipson, those four are 10-for-10 on fourth down rushes.

CAREER STARTS

OFFENSE

QB's	'11	'12	'13	'14	'15	Total
13 L. Jordan	4	10				14
10 Apodaca					1	1
RBS	'11	'12	'13	'14	'15	Total
7 Gipson	3	9	8			20
6 Pressley	3	0	7			15
25 Anaya	2	0	3	1		6
4 R. Jordan			1	0		1
3 McQuarley				1		1
TEs	'11	'12	'13	'14	'15	Total
80 R. White	0	3	11	10		24
8 Gautsche	%4	%5	%6			15
48 Edling		0	3	0		3
88 Lehman				1		1
WRs	'11	'12	'13	'14	'15	Total
81 Bundy	1	12	0	10		23
24 Wiggins		0	6	1	7	14
2 Gamblin			4	1	6	11
82 Hart-Johnson				4		4
5 Reed				1		1
11 R. Jones		0	1	0		1
OL	'11	'12	'13	'14	'15	Total
75 Henderson			12	11		23
51 Mahina			12	11		23
62 Adcock		8	10	1		19
55 Jenkins			0	11		11
79 Oldenkamp		0	0	0	11	11
76 Romine		0	0	0	9	9
50 Lewis				1		1
66 Fonua				1		1

DL	'11	'12	'13	'14	'15	Total
91 D'Avanzo			1	10	9	20
92 Udeh			0	6	10	16
95 Hughes				1	7	8
53 Baker					3	3
55 Timmons				2		2
59 Lee			0	1		1
98 Okonkwo			0	0	1	1
LBS	'11	'12	'13	'14	'15	Total
49 Cox		9	9	11		29
2 Carson			9	11		20
54 D. White		0	8	10		18
20 Langford			6	1		7
DBs	'11	'12	'13	'14	'15	Total
3 C. Jones	4	12	8	11		35
12 Santos		1	1	10		12
22 Byrd			8	2		10
14 Henry			0	10		10
5 Crosby				9		9
4 Brown			0	3		3
19 Martin				4		4
21 D. Duncan	*1		0	0		2
28 Rothschilder				2		2
35 Kenneth Maxwell				0	1	1

*started as wide receiver %started as a quarterback

LOBOS IN THE PROS

Byron Bell Tennessee Titans **Offensive Tackle**
Bell was an undrafted free agent and is his fifth season in the NFL and first with Tennessee after four with the Panthers. He has started 58 games in his NFL career, playing in 64 of 66 games.

Glover Quin Detroit Lions **Safety**
Quin is in his sixth season in the NFL, and second with Detroit. Glover was a 4th round draft choice, and the 112th overall pick by the Houston Texans in 2009. He has played in 100 out of a possible 101 games in his career with 476 total tackles, 3.0 sacks, four forced fumbled, four fumble recoveries, 17 interceptions and 70 passes defended.

SaQwan Edwards Oakland Raiders **Cornerback**
Edwards is in his first season with the Raiders after signing a free agent contact with Oakland. He made the original 53-man roster but was released and then immediately signed to the practice squad.

Dillon Farrell Carolina Panthers **Offensive Tackle**
Farrell is in his second season in the NFL as an undrafted free agent. He spent 2014 with San Francisco, playing in eight games. He was signed to Carolina's practice squad after week two.

So About Throwing the Ball All Over...

The Lobos have attempted 20 passes in a game under Bob Davie 10 times, and UNM is just 1-9 in those games. This season New Mexico is 5-1 when attempting under 20 passes, and 1-4 when throwing 20 or more.

Here are those 10 games under Bob Davie, half of which have come this season.

Date	Opponent	Passes	Score
11/24/12	Colorado State	21	L 20-24
10/12/13	at Wyoming	24	L 31-38
10/19/13	Utah State	20	L 10-45
11/2/13	at San Diego State	20	L 30-35
10/10/14	San Diego State	24	L 24-35
9/12/15	Tulsa	21	L 21-40
9/18/15	at Arizona State	29	L 10-34
10/10/15	at Nevada	24	L 17-35
10/17/15	Hawai'i	26	W 28-27
10/24/15	at San Jose State	20	L 21-31

Make It 19 of 22

For just the second time this season, UNM didn't force a turnover in a game. It marked just the third time in the last 22 games that UNM failed to record a takeaway. The only other games in the stretch in which UNM didn't get a takeaway was against Boise State, last year, a game which saw no turnovers, and San Jose State this year.

The Lobos are +0.27 for the season on takeaways (20 taken, 17 given) and UNM is tied for 54th in that category. In UNM's six wins, the Lobos are +9 in the turnover battle, and UNM is -6 in its five losses.

UNM's 20 turnovers gained is tied for the 34th most in the NCAA. UNM is one of 11 teams in the NCAA to have double-digit fumble recoveries and double-digit interceptions.

Amazing What Happens in Year Four

While several players have made their Lobo debuts this season, most haven't been freshmen. So far this season UNM has used just 10 freshmen; Aaron Jenkins, Steven Galvan, Tyrone Owens, Bijon Parker, Matt Quarells, Patrick Reed, Jake Rothschilder and Diqon Woodhouse, Alex Hart and Juuan Lawson. Fifteen other players have made their Lobo debuts this year as well with Austin Apodaca, Daryl Chestnut, Lee Crosby, Maurice Daniels, Tevita Fonua, Sam Gentry, Travis Green, Delane Hart-Johnson, Caleb Kimbro, Chris Lewis, Nias Martin, Richard McQuarley and Taylor Timmons. Overall, 25 of UNM's 77 players that have played this season have made their debuts, which is 32.5%. Last year that number was 33 of 78, or 42.9%.

Oh Hey, Another Big Run for UNM

The Lobos had several long plays, including two long runs by Jhurell Pressley. Here is where UNM ranks this season in long runs as well as long plays from scrimmage.

Runs of 20 yards or more	27	T-7th	Plays of 50 yards or more	10	T-19th
Runs of 30 yards or more	17	3rd	Plays of 60 yards or more	9	T-1st
Runs of 40 or more	9	T-7th	Plays of 70 yards or more	5	T-2nd
Runs of 50 yards or more	6	T-4th	Plays of 80 yards or more	2	T-3rd
Runs of 60 yards or more	5	3rd			
Runs of 70 yards or more	3	T-4th			

New Mexico's longest play from scrimmage was a 36-yard run, ending a unique streak. UNM had at least one play of 60 or more yards in every game this season and in 13 straight games dating back to last Nov. 1 against UNLV, when the Lobos didn't have a play longer than 43 yards.

And He Was Only Number Five By The Way

Due to redshirting and things like that, there are many cases of graduates playing football and working on a Master's degree. Almost always, those are players in their senior year, or they are graduate transfers, in the case of UNM's Travis Green, who graduated from Kansas State and is now with UNM.

The harder trick is to graduate with two years of eligibility, but that's exactly what UNM offensive lineman Garrett Adcock has done. Adcock was named by NFL.com as the fifth-smartest football player in the FBS. He earned his degree in biology in three years, and despite his eventual goal of being a surgeon, Adcock was accepted into UNM's law school. He is one of nine FBS players in 2015 that will be juniors in eligibility but holding a Bachelor's degree. Here is the complete list of those nine.

- Auburn-Alex Kozan, OL, Finance
- Auburn-Shon Coleman, OL, Public Administration
- New Mexico-Garrett Adcock, OL, Biology
- Old Dominion-Tyler Compton, OL, Mathematics
- Old Dominion-Colin McElroy, QB, Economics
- Pittsburgh-Nate Peterman, QB, Communications
- Purdue-J.J. Prince, OL, Economics
- Virginia-Connor Brewer, QB, Communications
- Virginia-Albert Reid, TB, Criminology/Criminal Justice

Adcock is the only one of those nine in law school. To make the story even better (and slightly more unbelievable), Adcock has spent part of his summers with his family in Africa building hospitals and schools.

STAT OF THE WEEK

75%

The percentage of first downs that Reece White has picked up on his 12 receptions this season. White's nine first downs receiving are the second-most on the team behind Dameon Gamblin's 15.

RECORDS WATCH

CAREER RUSHING YARDS

	Yds.	Player	Years
1.	4,973	DonTrell Moore	2002-05
2.	3,862	Mike Williams	1975-78
3.	3,564	Rodney Ferguson	2004-08
4.	3,332	Winslow Oliver	1992-95
5.	3,233	Kasey Carrier	2009-13
6.	2,935	Fred Henry	1970-72
7.	2,520	Willie Turrall	1982-85
8.	2,494	Jhurell Pressley	2012-pres.
9.	2,364	Mike Carter	1978-82
10.	2,131	Lennox Gordon	1995-98
11.	2,090	Jarrod Baxter	1998-01
12.	2,071	Rocky Long	1969-71
13.	2,030	Jimmy Sayers	1977-80
14.	2,001	Don Perkins	1957-59
15.	1,971	Dave Bookert	1967-69
16.	1,937	Bobby Santiago	1960-62
17.	1,860	Cole Gautsche	2012-pres.
18.	1,840	Rich Diller	1971-73
19.	1,833	Holmon Wiggins	1998-01
20.	1,724	Teriyon Gipson	2013-pres.
21.	1,667	David Osborn	1979-82
22.	1,663	Michael Johnson	1980-83
23.	1,603	Crusoe Gongbay	2011-14
24.	1,531	Sam Scarber	1968-70
25.	1,471	Rudy Krall	1946-48
26.	1,466	Nate McCall	1970-71

LOBO WALK-ONS

Here are the Lobo Walk-ons by position that are on the active roster:

QB (1)	Derek Martinez, Albuquerque, N.M. (Cibola HS)
RB (2)	Wendell Carter, Winslow, Ariz. (Winslow HS) Javohn Jones, Albuquerque, N.M. (La Cueva HS)
WR (4)	Marcus Lopez, Santa Rosa, N.M. (Santa Rosa HS) Thomas Viera, Albuquerque, N.M. (La Cueva HS) James McNeely, Albuquerque, N.M. (Valley HS) Jacob Willcox, Grants, N.M. (Grants HS)
TE (2)	David Georges, Albuquerque, N.M. (Valley HS) Aaron Overacker, Albuquerque, N.M. (La Cueva HS)
OL (2)	Jack Lamm, Albuquerque, N.M. (Sandia HS) Luis Torres, Rio Rancho, N.M. (Rio Rancho HS)
P (1)	Sam Gentry, Albuquerque, N.M. (Eldorado HS)
DB (4)	Tayo Adewon, Frisco, Texas (Trinity Valley CC/Liberty HS) Jake Rothschilder, Westlake Village, Calif. (Westlake HS) Kenneth Maxwell, Center Hill, Fla. (Prairie View A&M/South Sumter HS) Derek Salas, Silver City, N.M. (Silver HS)
LB (4)	Kenya Donaldson, Collierville, Tenn. (Collierville HS) Geoff Smelser, Las Cruces, N.M. (Oñate HS) Elliot Hersman, Los Alamos, N.M. (Los Alamos HS) Micah McVaney, Westlake Valley, Calif. (Westlake HS)
DL (1)	Christopher Smalls, Barstow, Calif. (Oklahoma Panhandle St./Barstow HS)

DonTrell is Safe....the Others Not So Much

While no one is catching DonTrell Moore, Jhurell Pressley could get all the way to number two on the career rushing touchdowns list as he is just two away from second place with two games left in his career. Teriyon Gipson is now getting within range of the top 10 as well, as he is two away from officially being at least tied for 10th. Here is the top nine in rushing touchdowns in UNM history and where Gipson is sitting as well.

CAREER RUSHING TOUCHDOWNS

	TDs	Player	Years
1.	51	DonTrell Moore	2002-04
2.	34	Rodney Ferguson	2004-08
3.	32	Jhurell Pressley	2012-pres.
4.	31	Stoney Case	1991-94
5.	29	Willie Turrall	1982-85
6.	27	Mike Williams	1975-78
7.	26	Kasey Carrier	2009-13
8.	23	Fred Henry	1970-72
9.	21	Rocky Long	1969-71
---	19	Teriyon Gipson	2013-pres.

The Man of Steel Hits the Top Ten

Jhurell Pressley started the season at No. 19 with 1,818 yards, needing just 272 yards to catapult himself into 10th place all-time. He picked up 75 yards on Saturday, keeping him eighth on the career list. Pressley now has 2,494 yards and he is one of 15 Lobos with 2,000 career rushing yards. Here is who is currently ahead of him on the list:

7.	2,520	Willie Turrall	1982-85
8.	2,494	Jhurell Pressley	2012-pres.
9.	2,364	Mike Carter	1978-82

The Man of Steel is a fitting nickname for Jhurell. When Jhurell's mom was in the hospital getting ready to give birth, she hadn't decided on a name. The old television series Superman came on (the George Reeves version) and the epiphany hit. Jor El is the name of Superman's father, and Kal El is the birth name of Superman. A few hours later, the world welcomed Jhurell Kyle Pressley into the world, and he has been Super on the football field.

Welcome Back

Dakota Cox, who led the Lobos in tackles in each of the past two seasons, is back after tearing his ACL against Boise State on Nov. 8, 2014. His 12.9 tackles per game led the nation and was just a shade better than Texas State's David Mayo, who averaged 12.83 per game. His 12.4 tackles in conference games ranked fifth nationally, and his 13.5 in non-conference games is second nationally. Last year Cox finished sixth nationally with 77 assisted tackles, and tied for 37th overall with 116 total tackles.

Cox has 293 tackles in his career. He just moved into the top 20 at UNM ahead of Dallas Bollema, Cox's former teammate. Here are the top 20 tackles for a career at UNM.

CAREER TACKLES

	No.	Player	Years
1.	483	Johnny Jackson (LB)	1981-84
2.	474	Blake Irwin (LB)	1994-97
3.	454	Carmen Messina (LB)	2008-11
4.	442	Brian Urlacher (LB/FS)	1996-99
5.	406	Robin Cole (DE)	1973-76
6.	394	Dave Thompson (LB)	1974-76
7.	389	Jimmie Carter (DE)	1980-83
8.	371	Houston Ross (LB)	1969-71
9.	362	Mike Forrest (LB)	1976-79
10.	353	Charlie Baker (DE)	1976-79
11.	342	Daniel Johnson (LB)	1993-96
12.	335	Ray Hornfeck (S)	1981-84
13.	328	Herm Fredenburg (LB)	1969-71
14.	319	Randy Rich (S)	1972-75
15.	317	Nick Speegle (LB)	2001-04
16.	316	Scott McGarrahan (S)	1994-97
	316	Billy Austin (S)	1994-97
18.	302	John Bell (DT)	1987-90
19.	301	Robert Rumbaugh (DT)	1974-76
20.	293	Dakota Cox (LB)	2013-present
21.	290	Dallas Bollema (LB)	2010-13

The six tackles lowered his career average per game to 9.19 per game.

Total Tackles per Game

Pl.	Player, Team	Avg
1	Tyler Matakovich, Temple	10.02
2	Quin Blanding, Virginia	9.91
3	Great Ibe, Eastern Mich.	9.35
4	Christian Tago, San Jose St.	9.19
	Dakota Cox, New Mexico	9.19

STAT OF THE WEEK

17

The number of wins Bob Davie has in his fourth year, good for a tie for 10th on the all-time UNM wins list. Rocky Long is the all-time winningest coach in UNM history with 65 wins, going 65-69 in his 11 years. Davie, New Mexico's 31st head coach now has 17 wins and sits tied for 10th with Joe Lee Dunn, who coached from 1983-86 and went 17-30 for the Lobos. Joe Morrison is next on the list with 18 wins.

Future Schedules Feature Some Big Names

2016

Sept. 3	Sam Houston State
Sept. 10	@New Mexico State
Sept. 17	@Rutgers
Oct. 22	Louisiana-Monroe

MW Home: Boise State, Nevada, San Jose State, Wyoming
MW Away: Air Force, Colorado State, Hawai'i, Utah State

2017

Sept. 2	Abilene Christian
Sept. 9	New Mexico State
Sept. 23	@Tulsa
Nov. 11	@Texas A&M

2018

Sept. 1	Incarname Word
Sept. 8	@Wisconsin
Sept. 15	@New Mexico State

(one more to schedule)

2019

Sept. 7	@Louisiana-Monroe
Sept. 14	@Notre Dame
Sept. 21	New Mexico State

(one more to schedule)

2020

Sept. 19	@ USC
----------	-------

(@New Mexico State, two more to schedule)

100-YARD RUSHING GAMES UNDER DAVIE

<u>By Date</u>				
Pl.	Total	Player	Opponent	Date
1.	103	Demarcus Rogers	Southern	9/1/2012
2.	129	Kasey Carrier	at New Mexico State	9/22/2012
3.	191	Kasey Carrier	Texas State	10/6/2012
4.	161	Kasey Carrier	at Hawai'i	10/13/2012
5.	104	Cole Gautsche	at Hawai'i	10/13/2012
6.	338	Kasey Carrier	at Air Force	10/20/2012
7.	136	Kasey Carrier	Fresno State	10/27/2012
8.	149	Cole Gautsche	at Wyoming	11/10/2012
9.	109	Kasey Carrier	at Wyoming	11/10/2012
10.	145	Kasey Carrier	Nevada	11/17/2012
11.	118	Cole Gautsche	UTSA	8/31/2013
12.	291	Kasey Carrier	at UTEP	9/7/2013
13.	191	Kasey Carrier	UNLV	9/28/2013
14.	119	Carlos Wiggins	UNLV	9/28/2013
15.	108	Cole Gautsche	UNLV	9/28/2013
16.	127	Cole Gautsche	New Mexico State	10/5/2013
17.	126	Kasey Carrier	New Mexico State	10/5/2013
18.	113	Cole Gautsche	at Wyoming	10/12/2013
19.	104	Kasey Carrier	at Wyoming	10/12/2013
20.	179	Kasey Carrier	Air Force	11/8/2013
21.	140	Cole Gautsche	Air Force	11/8/2013
22.	184	Cole Gautsche	UTEP	8/30/2014
23.	139	Crusoe Gongbay	at New Mexico State	9/20/2014
24.	163	Crusoe Gongbay	Fresno State	9/26/2014
25.	106	Lamar Jordan	at UTSA	10/4/2014
26.	102	Jhurell Pressley	at UTSA	10/4/2014
27.	148	Jhurell Pressley	at Air Force	10/18/2014
28.	138	Jhurell Pressley	at UNLV	11/1/2014
29.	154	Jhurell Pressley	vs. Boise State	11/8/2014
30.	205	Teriyon Gipson	vs. Boise State	11/8/2014
31.	109	Jhurell Pressley	at Colorado State	11/22/2014
32.	101	Jhurell Pressley	Wyoming	11/29/2014
33.	108	Daryl Chestnut	Mississippi Valley St.	9/5/2015
34.	147	Lamar Jordan	at Wyoming	9/26/2015
35.	103	Jhurell Pressley	at Wyoming	9/26/2015
36.	157	Lamar Jordan	New Mexico State	10/3/2015
37.	142	Teriyon Gipson	New Mexico State	10/3/2015
38.	132	Jhurell Pressley	Boise State	11/14/2015

<u>By Yardage</u>				
Pl.	Total	Player	Opponent	Date
1.	338	Kasey Carrier	at Air Force	10/20/2012
2.	291	Kasey Carrier	at UTEP	9/7/2013
3.	205	Teriyon Gipson	vs. Boise State	11/8/2014
4.	191	Kasey Carrier	UNLV	9/28/2013
	191	Kasey Carrier	Texas State	10/6/2012
6.	184	Cole Gautsche	UTEP	8/30/2014
7.	179	Kasey Carrier	Air Force	11/8/2013
8.	163	Crusoe Gongbay	Fresno State	9/26/2014
9.	161	Kasey Carrier	at Hawai'i	10/13/2012
10.	157	Lamar Jordan	New Mexico State	10/3/2015
11.	154	Jhurell Pressley	vs. Boise State	11/8/2014
12.	149	Cole Gautsche	at Wyoming	11/10/2012
13.	148	Jhurell Pressley	at Air Force	10/18/2014
14.	147	Lamar Jordan	at Wyoming	9/26/2015
15.	145	Kasey Carrier	Nevada	11/17/2012
16.	142	Teriyon Gipson	New Mexico State	10/3/2015
17.	140	Cole Gautsche	Air Force	11/8/2013
18.	139	Crusoe Gongbay	at New Mexico State	9/20/2014
19.	138	Jhurell Pressley	at UNLV	11/1/2014
20.	136	Kasey Carrier	Fresno State	10/27/2012
21.	132	Jhurell Pressley	Boise State	11/14/2015
22.	129	Kasey Carrier	at New Mexico State	9/22/2012
23.	127	Cole Gautsche	New Mexico State	10/5/2013
24.	126	Kasey Carrier	New Mexico State	10/5/2013
25.	119	Carlos Wiggins	UNLV	9/28/2013
26.	118	Cole Gautsche	UTSA	8/31/2013
27.	113	Cole Gautsche	at Wyoming	10/12/2013
28.	109	Kasey Carrier	at Wyoming	11/10/2012
	109	Jhurell Pressley	at Colorado State	11/22/2014
30.	108	Daryl Chestnut	Mississippi Valley St.	9/5/2015
	108	Cole Gautsche	UNLV	9/28/2013
32.	106	Lamar Jordan	at UTSA	10/4/2014
33.	104	Cole Gautsche	at Hawai'i	10/13/2012
	104	Kasey Carrier	at Wyoming	10/12/2013
35.	103	Jhurell Pressley	at Wyoming	9/26/2015
	103	Demarcus Rogers	Southern	9/1/2012
37.	102	Jhurell Pressley	at UTSA	10/4/2014
37.	101	Jhurell Pressley	Wyoming	11/29/2014

The New Mexico Man

For the fourth straight year Lobo coach Bob Davie will continue to designate a walk-on player as the "New Mexico Man" each week during the season. The designated player will lead the team onto the field with the New Mexico state flag before home games as well as in Las Cruces at the Rio Grande Rivalry game between the Lobos and New Mexico State. The player runs with the flag across the field to the north end zone, where he waves it for the home crowd.

Coach Davie and his staff will select the weekly player, based on dedication, work ethic, team spirit and unselfishness that exemplifies Lobo football and the state of New Mexico. "Walk-ons are critical to our success here at UNM," Davie said at the implementation of the program. "I have tremendous respect for all of them and want to have a way to recognize their importance and contributions to the program." The following is the complete list of New Mexico Men for the program since its inception in 2012.

2012 New Mexico Men

Sept. 1	Jeric Magnant (Rio Rancho)	Southern
Sept. 22	David Anaya (Roswell)	at New Mexico State
Sept. 29	David Anaya (Roswell)	Boise State
Oct. 6	Reece White (Rio Rancho)	Texas State
Oct. 27	Tim Foley (Rio Rancho)	Fresno State
Nov. 10	Greg Rivara (Albuquerque)	Wyoming
Nov. 17	Matt Raymer (Albuquerque)	Nevada

2014 New Mexico Men

Aug. 30	Greg Wortman (Los Lunas)	UTEP
Sept. 6	Randy Williams (Albuquerque)	Arizona State
Sept. 20	David Anaya (Roswell)	at New Mexico State
Sept. 26	Geoff Smelser (Las Cruces)	Fresno State
Oct. 10	Zack Rogers (Rio Rancho)	San Diego State
Nov. 8	John Russo (Albuquerque)	Boise State
Nov. 29	Marcus Lopez (Santa Rosa)	Wyoming

2013 New Mexico Men

Aug. 31	Reece White (Rio Rancho)	UTSA
Sept. 28	Randy Williams (Albuquerque)	UNLV
Oct. 5	David Anaya (Roswell)	New Mexico State
Oct. 19	Steven Romero (Albuquerque)	Utah State
Nov. 8	Tim Foley (Rio Rancho)	Air Force
Nov. 16	Jack Lamm (Albuquerque)	Colorado State

2015 New Mexico Men

Sept. 5	David Georges (Albuquerque)	Miss. Valley State
Sept. 12	Sam Gentry (Albuquerque)	Tulsa
Oct. 3	David Anaya (Roswell)	New Mexico State
Oct. 17	Jack Lamm (Albuquerque)	Hawai'i
Nov. 7	Geoff Smelser (Las Cruces)	Utah State
Nov. 21	David Anaya (Roswell)	Colorado State
Nov. 28	Reece White (Rio Rancho)	Air Force

Of the 16 different players who have been honored as a weekly New Mexico Man, seven (Jeric Magnant, David Anaya, Reece White, Steven Romero, Zack Rogers, Randy Williams and John Russo) have eventually been awarded scholarships by head coach Bob Davie.

On This Date

The game on November 28 will be just the seventh game all-time on this date for UNM. The Lobos are 2-3-1 on the date, and 2-1-1 at home, although UNM hasn't played a home game on this date since 1964. Here is a list of all of UNM's games played on November 28.




Date	Opponent	Result	Site
11/28/2009	at No. 4 TCU	L 10-51	at Fort Worth, Texas
11/28/1987	at Arkansas	L 25-43	at Little Rock, Ark.
11/28/1964	Kansas State	W 9-7	Albuquerque, N.M.
11/28/1942	Arizona State	W 35-7	Albuquerque, N.M.
11/28/1935	Colorado State	L 6-7	Albuquerque, N.M.
11/28/1929	Lombard College	T 7-7	Albuquerque, N.M.

On November 28 in history, the last executions in France took place (1972), NASA launched the Mariner 4 probe towards Mars (1964), the Grand Ol' Opry had its first broadcast (1925), New Zealand became the first country to allow women to vote in a national election (1893), Beethoven's Piano Concerto No. 5 debuted (1811) and William Shakespeare and Anna Hathaway get engaged (1582).

Famous people born on November 28 include writer/producer Mary Elizabeth Winstead (The Daily Show, 1984), Trey Songz (I'll Be There with Mariah Carey (1984), goalie Marc-Andre Fleury (Pittsburgh Penguins, 1984), baseball pitcher Rob Nenn (Florida Marlins, 1969), Anna Nicole Smith (1967), Colorado Rockies manager Walt Weiss (1963), Jon Stewart (The Daily Show host, 1962), director Alfonso Cuaron (Gravity, 1961), actor Judd Nelson (The Breakfast Club, 1959), pitcher Dave Righetti (New York Yankees, 1959), actor Ed Harris (Apollo 13), 1950), Paul Schaeffer (The Late Show with David Letterman (1949), singer Randy Newman (I Love L.A., 1942), Motown Records Founder Berry Gordy, Jr. (1929) and Margaret Tudor, wife of James IV of Scotland (1489)

Sadly, on this date the world lost Leslie Nielsen (The Naked Gun/Airplane, 2010), Jeffrey Dahmer (1994), James Naismith, the creator of basketball (1939), William Whipple (American politician, 1785) and Pope Gregory III (741).

SEPT. 5 VS. MUSU

Helmet Shell	
Logo Stripe	
Jersey Color	
Font	
Pants	

SEPT. 12 VS. TULSA

Helmet Shell	
Logo Stripe	
Jersey Color	
Font	
Pants	

SEPT. 18 AT ARIZONA ST.

Helmet Shell	
Logo Stripe	
Jersey Color	
Font	
Pants	




SEPT. 26 AT WYOMING

Helmet Shell	
Logo Stripe	
Jersey Color	
Font	
Pants	

OCT. 3 VS. NEW MEXICO ST.

Helmet Shell	
Logo Stripe	
Jersey Color	
Font	
Pants	


OCT. 10 AT NEVADA

Helmet Shell	
Logo Stripe	
Jersey Color	
Font	
Pants	

OCT. 17 VS. HAWAI'I

Helmet Shell	
Logo Stripe	
Jersey Color	
Font	
Pants	

OCT. 24 AT SAN JOSE ST.

Helmet Shell	
Logo Stripe	
Jersey Color	
Font	
Pants	

NOV. 7 VS. UTAH STATE

Helmet Shell	
Logo Stripe	
Jersey Color	
Font	
Pants	

NOV. 14 AT BOISE STATE

Helmet Shell	
Logo Stripe	
Jersey Color	
Font	
Pants	

NOV. 21 VS. COLORADO ST.

Helmet Shell	
Logo Stripe	
Jersey Color	
Font	
Pants	

NOV. 28 VS. AIR FORCE

Helmet Shell	
Logo Stripe	
Jersey Color	
Font	
Pants	

RB - #20 Daryl Chestnut
2015

Table with columns: Date, Opponent, Rush, Yds, TD, LG, Rec, Yds, TD, LG. Rows include games against MVSU, Tulsa, ASU, WYO, NMSU, UNR, HAW, SJSU, USU, BSU, CSU, AFA.

RB - #25 David Anaya
2012

Table with columns: Date, Opponent, Rush, Yds, TD, LG, Rec, Yds, TD, LG. Rows include games against SOU, Texas, TTU, NMSU, BSU, TSU, HAW, AFA, FS, UNLV, WYO, NEV, CSU.

2013

Table with columns: Date, Opponent, Rush, Yds, TD, LG, Rec, Yds, TD, LG. Rows include games against UTSA, UTEP, Pitt, UNLV, NMSU, Wyo, SDSU, AFA, CSU, FS, BSU.

2014

Table with columns: Date, Opponent, Rush, Yds, TD, LG, Rec, Yds, TD, LG. Rows include games against UTEP, ASU, NMSU, FS, UTSA, SDSU, AFA, UNLV, BSU, USU, CSU, WYO.

2015

Table with columns: Date, Opponent, Rush, Yds, TD, LG, Rec, Yds, TD, LG. Rows include games against MVSU, Tulsa, ASU, WYO, NMSU, UNR, HAW, SJSU, USU, BSU, CSU, AFA.

RB - #26 Tyrone Owens
2015

Table with columns: Date, Opponent, Rush, Yds, TD, LG, Rec, Yds, TD, LG. Rows include games against MVSU, Tulsa, ASU, WYO, NMSU, UNR, HAW, SJSU, USU, BSU, CSU, AFA.

RB - #28 Diquon Woodhouse
2015

Table with columns: Date, Opponent, Rush, Yds, TD, LG, Rec, Yds, TD, LG. Rows include games against MVSU, Tulsa, ASU, WYO, NMSU, UNR, HAW, SJSU, USU, CSU, AFA.

WR - #2 Dameon Gamblin
2013

Table with columns: Date, Opponent, Rush, Yds, TD, LG, Rec, Yds, TD, LG. Rows include games against UTSA, UTEP, Pitt, UNLV, NMSU, Wyo, SDSU, AFA, CSU, FS, BSU.

2014

Table with columns: Date, Opponent, Rush, Yds, TD, LG, Rec, Yds, TD, LG. Rows include games against UTEP, ASU, NMSU, FS, UTSA, SDSU, AFA, UNLV, BSU, USU, CSU, WYO.

2015

Table with columns: Date, Opponent, Rush, Yds, TD, LG, Rec, Yds, TD, LG. Rows include games against MVSU, Tulsa, ASU, WYO, NMSU, UNR, HAW, SJSU, USU, BSU, CSU, AFA.

WR - #5 Patrick Reed
2015

Table with columns: Date, Opponent, Rush, Yds, TD, LG, Rec, Yds, TD, LG. Rows include games against MVSU, Tulsa, ASU, WYO, NMSU, UNR, HAW, SJSU, USU, BSU, CSU, AFA.

WR - #11 Ridge Jones
2014

Table with columns: Date, Opponent, Rush, Yds, TD, LG, Rec, Yds, TD, LG. Rows include games against UTEP, ASU, NMSU, FS, UTSA, SDSU, AFA, UNLV, BSU, USU, WYO.

2015

Table with columns: Date, Opponent, Rush, Yds, TD, LG, Rec, Yds, TD, LG. Rows include games against MVSU, Tulsa, ASU, WYO, NMSU, UNR, HAW, SJSU, USU, AFA, CSU.

WR - #18 Marcus Lopez
2014

Table with columns: Date, Opponent, Rush, Yds, TD, LG, Rec, Yds, TD, LG. Rows include games against UTEP, ASU, NMSU, FS, UTSA, SDSU, AFA, UNLV, BSU, USU, CSU, WYO.

2015

Table with columns: Date, Opponent, Rush, Yds, TD, LG, Rec, Yds, TD, LG. Rows include games against MVSU, Tulsa, ASU, WYO, NMSU, UNR, HAW, SJSU, USU, BSU, CSU, AFA.

MISSISSIPPI VALLEY ST (1-10, 1-8 SWAC)

Sep 5	at New Mexico	L 0-66
Sep 10	vs. Southern U	L 13-50
Sep 19	at Alcorn State	L 14-55
Sep 26	vs. Alabama State	L 15-45
Oct 3	at Jacksonville St	L 7-49
Oct 10	at Prairie View	L 6-45
Oct 17	vs. Texas Southern	L 21-49
Oct 24	at Grambling St	L 14-49
Oct 31	vs. Jackson State	L 16-26
Nov 7	at Alabama A&M	W 27-24 (OT)
Nov 14	Open	
Nov 21	vs. Ark-Pine Bluff	L 19-25 (OT)

TULSA (5-6, 2-5 AAC)

Sep 5	vs. Fla Atlantic	W 47-44 (OT)
Sep 12	at New Mexico	W 40-21
Sep 19	at Oklahoma	L 38-52
Sep 26	Open	
Oct 3	vs. Houston	L 24-38
Oct 10	vs. ULM	W 34-24
Oct 17	at East Carolina	L 17-30
Oct 23	vs. #25 Memphis	L 42-66
Oct 31	at SMU	W 40-31
Nov 7	vs. UCF	W 45-30
Nov 14	at Cincinnati	L 39-48
Nov 21	vs. No. 16 Navy	L 21-44
Nov 27	at Tulane	TBA

ARIZONA STATE (6-5, 5-3 PAC-12)

Sep 5	at Texas A&M	L 17-38
Sep 12	vs. Cal Poly	W 35-21
Sep 18	vs. New Mexico	W 34-10
Sep 26	vs. #19 USC	L 14-42
Oct 3	at #7 UCLA	W 38-23
Oct 10	vs. Colorado	W 48-23
Oct 17	at #4 Utah	L 18-34
Oct 24	Open	
Oct 29	vs. Oregon	L 55-61 (3OT)
Nov 7	at Washington St	L 24-38
Nov 14	vs. Washington	W 27-17
Nov 21	vs. Arizona	W 52-37
Nov 28	at California	TBA

WYOMING (1-10, 1-6 MW)

Sep 5	vs. North Dakota	L 13-24
Sep 12	vs. Eastern Mich	L 29-48
Sep 19	at Washington St	L 14-31
Sep 26	vs. New Mexico	L 28-38
Oct 3	at Appalachian St	L 13-31
Oct 10	at Air Force	L 17-31
Oct 17	vs. Nevada	W 28-21
Oct 24	at Boise State	L 14-34
Oct 30	at Utah State	L 27-58
Nov 7	vs. Colorado State	L 7-26
Nov 14	at San Diego St	L 3-38
Nov 21	Open	
Nov 28	vs. UNLV	2:00 PM

NEW MEXICO STATE (3-7, 3-3 SUN BELT)

Sep 5	at Florida	L 13-61
Sep 12	vs. Georgia State	L 32-34
Sep 19	vs. Texas-El Paso	L 47-50 (OT)
Sep 26	Open	
Oct 3	at New Mexico	L 29-38
Oct 10	at #13 Ole Miss	L 3-52
Oct 17	at Ga Southern	L 26-56
Oct 24	vs. Troy	L 7-52
Oct 31	vs. Idaho	W 55-48 (OT)
Nov 7	at Texas State	W 31-21
Nov 14	Open	
Nov 21	at Louisiana-Lafayette	W 37-34
Nov 28	vs. Arkansas State	TBA
Dec 5	at ULM	TBA

NEVADA (6-5, 4-3 MW)

Sep 3	vs. UC Davis	W 31-17
Sep 12	vs. #22 Arizona	L 20-44
Sep 19	at #17 Texas A&M	L 27-44
Sep 26	at Buffalo	W 24-21
Oct 3	vs. UNLV	L 17-23
Oct 10	vs. New Mexico	W 35-17
Oct 17	at Wyoming	L 21-28
Oct 24	vs. Hawaii	W 30-20
Oct 31	Open	
Nov 5	at Fresno State	W 30-16
Nov 14	vs. San Jose St	W 37-34 (OT)
Nov 21	at Utah State	L 27-31
Nov 28	at San Diego St	TBA

HAWAII (2-10, 0-8 MW)

Sep 3	vs. Colorado	W 28-20
Sep 12	at #1 Ohio State	L 0-38
Sep 19	vs. UC Davis	W 47-27
Sep 26	at Wisconsin	L 0-28
Oct 3	at Boise State	L 0-55
Oct 10	vs. San Diego St	L 14-28
Oct 17	at New Mexico	L 27-28
Oct 24	at Nevada	L 20-30
Oct 31	vs. Air Force	L 7-58
Nov 7	at UNLV	L 21-41
Nov 14	vs. Fresno State	L 14-42
Nov 21	vs. San Jose St	L 23-42
Nov 28	vs. ULM	TBA

SAN JOSE STATE (5-6, 4-3 MW)

Sep 3	vs. New Hampshire	W 43-13
Sep 12	at Air Force	L 16-37
Sep 19	at Oregon State	L 21-35
Sep 26	vs. Fresno State	W 49-23
Oct 3	at Auburn	L 21-35
Oct 10	at UNLV	W 33-27 (OT)
Oct 17	vs. San Diego St	L 7-30
Oct 24	vs. New Mexico	W 31-21
Oct 31	Open	
Nov 6	vs. BYU	L 16-17
Nov 14	at Nevada	L 34-37 (OT)
Nov 21	at Hawaii	W 42-23
Nov 27	vs. Boise State	3:30 PM

UTAH STATE (6-5, 5-3 MW)

Sep 3	vs. Southern Utah	W 12-9
Sep 11	at #24 Utah	L 14-24
Sep 19	at Washington	L 17-31
Sep 26	Open	
Oct 3	vs. Colorado State	W 33-18
Oct 10	at Fresno State	W 56-14
Oct 16	vs. #21 Boise State	W 52-26
Oct 23	at San Diego St	L 14-48
Oct 30	vs. Wyoming	W 58-27
Nov 7	at New Mexico	L 13-14
Nov 14	at Air Force	L 28-35
Nov 21	vs. Nevada	W 31-27
Nov 28	vs. BYU	3:30 PM

BOISE STATE (7-4, 4-3 MW)

Sep 4	vs. Washington	W 16-13
Sep 12	at BYU	L 24-35
Sep 18	vs. Idaho State	W 52-0
Sep 25	at Virginia	W 56-14
Oct 3	vs. Hawaii	W 55-0
Oct 10	at Colorado State	W 41-10
Oct 16	at Utah State	L 26-52
Oct 24	vs. Wyoming	W 34-14
Oct 31	at UNLV	W 55-27
Nov 7	Open	
Nov 14	vs. New Mexico	L 24-31
Nov 20	vs. Air Force	L 30-37
Nov 27	at San Jose St	3:30 PM

COLORADO STATE (6-5, 4-3 MW)

Sep 5	vs. Savannah State	W 65-13
Sep 12	vs. Minnesota	L 20-23 (OT)
Sep 19	vs. Colorado	L 24-27 (OT)
Sep 26	at TX-San Antonio	W 33-31
Oct 3	at Utah State	L 18-33
Oct 10	vs. Boise State	L 10-41
Oct 17	vs. Air Force	W 38-23
Oct 24	Open	
Oct 31	vs. San Diego St	L 17-41
Nov 7	at Wyoming	W 26-7
Nov 14	vs. UNLV	W 49-31
Nov 21	at New Mexico	W 28-21
Nov 28	at Fresno State	9:00 PM

AIR FORCE (8-3, 6-1 MW)

Sep 5	vs. Morgan State	W 63-7
Sep 12	vs. San Jose St	W 37-16
Sep 19	at #4 Michigan State	L 21-35
Sep 26	Open	
Oct 3	at Navy	L 11-33
Oct 10	vs. Wyoming	W 31-17
Oct 17	at Colorado State	L 23-38
Oct 24	vs. Fresno State	W 42-14
Oct 31	at Hawaii	W 58-17
Nov 7	vs. Army	W 20-3
Nov 14	vs. Utah State	W 35-28
Nov 20	at Boise State	W 37-30
Nov 28	at New Mexico	TBA

THE DAVIE FILE

Born: Sept. 30, 1954
Birthplace: Sewickley, Pa.
Alma Mater: Youngstown State, 1977
Playing Experience: Youngstown State, 1975-76
Family: Wife, Joanne; daughter Audra, son, Clay

Bowl Games Coached:

- (corresponding to the season, not the actual year of the bowl game)
 2000 Fiesta Bowl
 1998 Gator Bowl
 1997 Independence Bowl
 1995 Orange Bowl
 1994 Fiesta Bowl
 1993 Cotton Bowl
 1992 Cotton Bowl
 1991 Cotton Bowl
 1990 Holiday Bowl
 1989 Sun Bowl
 1987 Cotton Bowl
 1986 Cotton Bowl
 1985 Cotton Bowl
 1982 Cotton Bowl
 1981 Sugar Bowl
 1980 Gator Bowl
 1979 Fiesta Bowl
 1977 Gator Bowl


Head Coaching Experience

Year	School	Record	Bowl
2015	New Mexico	6-5	
2014	New Mexico	4-8	-
2013	New Mexico	3-9	-
2012	New Mexico	4-9	-
2001	Notre Dame	5-6	-
2000	Notre Dame	9-3	Fiesta Bowl
1999	Notre Dame	5-7	-
1998	Notre Dame	9-3	Gator Bowl
1997	Notre Dame	7-6	Independence Bowl

Career record: 52-56

Assistant Coaching Experience

Year	School	Position
1996	Notre Dame	Defensive Coordinator
1995	Notre Dame	Defensive Coordinator
1994	Notre Dame	Defensive Coordinator
1993	Texas A&M	Defensive Coordinator
1992	Texas A&M	Defensive Coordinator
1991	Texas A&M	Defensive Coordinator
1990	Texas A&M	Defensive Coordinator
1989	Texas A&M	Defensive Coordinator
1988	Texas A&M	Outside Linebackers
1987	Texas A&M	Outside Linebackers
1986	Texas A&M	Outside Linebackers
1985	Texas A&M	Outside Linebackers
1984	Tulane	DC./Asst. Head Coach
1983	Tulane	DC./Asst. Head Coach
1982	Pittsburgh	Linebackers
1981	Pittsburgh	Linebackers
1980	Pittsburgh	Linebackers
1979	Arizona	Linebackers
1978	Arizona	Linebackers
1977	Pittsburgh	Graduate Assistant



With the foundation now starting to take shape, Bob Davie enters his fourth season as coach at New Mexico. Davie's 11 wins in three seasons nearly quadruples the program's total from the three seasons prior to his arrival, but it's how he has been able to do it that is what has Lobo fans excited for the upcoming seasons. Davie has completely flipped the roster, with over 90% of the players on the 2014 roster recruited by his staff, and all but five for the 2015. New Mexico's three fifth-year seniors were the fewest of any non-service academy in the nation, and 2015 will be more of the same with just two fifth-year seniors on the roster. Davie has also done it with a New Mexico flavor, getting major contributions from local and state players, including 2014's leading receiver Jeric Magnant, 2014's second-leading scorer Zack Rogers, and starters such as quarterback Cole Gautsche and running back David Anaya. And the success and improvement isn't just on the field ... it's off it. In three seasons under Davie, the Lobos have picked up 50 Mountain West All-Academic selections, including a program record 20 in 2014, and 16 in 2013, the second-best total for football in school history. UNM also had five Mountain West Scholar-Athletes in 2013, the second-best total among the MW's 12 football programs. Over the course of 2012-13 and 2013-14, the football team posted the highest back to back football team GPAs in school history. The 2014 Lobos also featured three players on the Capital One/CoSIDA All-District team in Reece White, Garrett Adcock and Dakota Cox. The three players were exactly half of the honorees in the Mountain West as the rest of the league had three players combined. The 2014 season was another huge stepping stone for the program, one that saw the Lobos improve their win total from a season ago, and one that saw the Lobos competitive in

basically every game, no matter the stature of their opponent. New Mexico went 4-8 in 2014, a one-game improvement from 2013, but the improvement was certainly bigger than the win column. The Lobos shaved a full touchdown off of their points allowed, and 14.5 points off their defensive average against unranked opponents from a year ago. The 2014 Lobos again represented the Davie way of doing things, rushing the ball consistently. After Air Force's led the Mountain West in rushing for every year of the league's existence from 1999 (14 in all), UNM repeated as conference rushing champion in 2014. The Lobos' 301.4-yard average per game ranked fourth nationally, and UNM is the only team in the last three years to average 300 yards per game on the ground and finish in the top five nationally. The Lobos were in the top five nationally in runs of 10, 20, 30, 40, 50 and 60 yards as well. The Lobos also saw some success through the air, with seven touchdowns on the season and an average of 89.1 yards per game. Once again, UNM's special teams lived up to billing, with UNM leading the Mountain West in average return with a 22.4-yard average. UNM was the only school to return a kickoff for a touchdown, and it accomplished that twice, with two different returners. The kickoff return for a touchdown has become a hallmark of the Bob Davie era, as UNM now has seven kickoff returns for touchdowns in his three years as the head coach.

UNDER DAVIE...

NEW MEXICO RECORD WHEN	2012	2013	2014	2015	OVERALL
Lobos lead after 1st quarter	4-3	3-2	3-2	3-2	13-9
Lobos trail after 1st quarter	0-5	0-7	0-4	2-1	2-17
Score tied after 1st quarter	0-1	0-0	1-2	1-2	2-5
Lobos lead after halftime	4-1	2-1	3-2	4-0	13-4
Lobos trail after halftime	0-8	0-7	1-5	2-5	3-25
Score tied after halftime	0-0	1-1	0-1	0-0	1-2
Lobos lead after 3rd quarter	4-0	2-0	2-1	4-1	12-2
Lobos trail after 3rd quarter	0-9	1-8	2-7	1-4	4-28
Score tied after 3rd quarter	0-0	0-1	0-0	1-0	1-1
SCHEDULE BREAKDOWN	2012	2013	2014	2015	OVERALL
Overall	4-9	3-9	4-8	6-5	17-31
August	0-0	0-1	0-1	0-0	0-2
September	2-3	2-2	1-2	2-2	7-9
October	2-2	0-2	1-2	2-2	5-8
November	0-4	1-4	2-3	2-1	5-12
December	0-0	0-0	0-0	0-0	0-0
CONFERENCE GAMES	2012	2013	2014	2015	OVERALL
Home	0-4	1-3	1-3	2-1	4-11
Road	1-3	0-4	1-3	2-2	4-12
NON-CONFERENCE GAMES	2012	2013	2014	2015	OVERALL
Home	2-0	1-1	0-2	2-1	5-4
Road	1-2	1-1	2-0	0-1	4-4
MISCELLANEOUS	2012	2013	2014	2015	OVERALL
Games Decided by a TD or less (8 pts)	0-5	2-3	3-3	3-1	8-12
Games Decided by a FG or less (3 pts)	0-1	0-0	2-0	2-0	4-1
Games Played on Grass	1-0	0-1	0-0	0-1	1-2
Games Played on Turf	3-9	3-8	4-8	6-4	16-29
Day Games (start before 6 pm)	2-7	1-6	3-5	3-3	9-21
Night Games (start 6 pm or later)	2-2	2-4	1-3	3-2	8-12
vs. Ranked	0-2	0-0	0-2	0-0	0-4
Overtime	0-0	1-0	0-0	0-0	1-0

New Mexico Inside Opponent Red-Zone

Date	Opponent	Score	Times	Times	Total	Rush		Pass	FGs	Failed to score inside RZ						
			In RZ	Scored	Pts	TDs	TDs	TDs	Made	FGA	Down	Int	Fumb	Half	Game	
Sep 05, 2015	MISS. VALLEY STATE	W 66-0	7	6	38	5	5	0	1	0	1	0	0	0	0	0
Sep 12, 2015	TULSA	L 21-40	2	2	14	2	2	0	0	0	0	0	0	0	0	0
Sep 18, 2015	at Arizona State	L 10-34	2	1	3	0	0	0	1	1	0	0	0	0	0	0
Sep 26, 2015	at Wyoming	W 38-28	3	3	17	2	2	0	1	0	0	0	0	0	0	0
Oct 03, 2015	NEW MEXICO STATE	W 38-29	2	1	8	1	1	0	0	1	0	0	0	0	0	0
Oct 10, 2015	at Nevada	L 17-35	1	0	0	0	0	0	0	0	0	0	1	0	0	0
Oct 17, 2015	HAWAII	W 28-27	3	2	14	2	1	1	0	0	0	0	1	0	0	0
Oct 24, 2015	at San Jose State	L 21-31	3	2	14	2	2	0	0	1	0	0	0	0	0	0
Nov 07, 2015	UTAH STATE	W 14-13	1	1	7	1	1	0	0	0	0	0	0	0	0	0
Nov 14, 2015	at Boise State	W 31-24	5	4	24	3	3	0	1	0	0	1	0	0	0	0
Nov 21, 2015	COLORADO STATE	L 21-28	3	2	14	2	2	0	0	1	0	0	0	0	0	0
Nov 28, 2015	AIR FORCE															
Totals			32	24	153	20	19	1	4	4	1	1	2	0	0	0
24 of 32 (75.0%)																

Opponents Inside New Mexico Red-Zone

Date	Opponent	Score	Times	Times	Total	Rush		Pass	FGs	Failed to score inside RZ						
			In RZ	Scored	Pts	TDs	TDs	TDs	Made	FGA	Down	Int	Fumb	Half	Game	
Sep 05, 2015	MISS. VALLEY STATE	W 66-0	1	0	0	0	0	0	0	0	0	0	0	1	0	0
Sep 12, 2015	TULSA	L 21-40	7	6	26	2	2	0	4	0	0	0	0	0	1	0
Sep 18, 2015	at Arizona State	L 10-34	4	4	20	2	1	1	2	0	0	0	0	0	0	0
Sep 26, 2015	at Wyoming	W 38-28	4	3	21	3	0	3	0	0	1	0	0	0	0	0
Oct 03, 2015	NEW MEXICO STATE	W 38-29	3	2	6	0	0	0	2	0	1	0	0	0	0	0
Oct 10, 2015	at Nevada	L 17-35	5	4	28	4	3	1	0	0	0	0	1	0	0	0
Oct 17, 2015	HAWAII	W 28-27	3	2	14	2	2	0	0	1	0	0	0	0	0	0
Oct 24, 2015	at San Jose State	L 21-31	2	1	7	1	1	0	0	0	1	0	0	0	0	0
Nov 07, 2015	UTAH STATE	W 14-13	3	1	3	0	0	0	1	0	1	0	1	0	0	0
Nov 14, 2015	at Boise State	W 31-24	6	2	10	1	0	1	1	1	1	1	1	0	0	0
Nov 21, 2015	COLORADO STATE	L 21-28	5	4	21	2	1	1	2	1	0	0	0	0	0	0
Nov 28, 2015	AIR FORCE															
Totals			43	29	156	17	10	7	12	3	5	1	4	1	0	0
29 of 43 (67.4%)																

2015 STARTING LINEUPS

OFFENSE

OPPONENT	QB	WR	WR	WR	TE	RB	LT	LG	C	RG	RT
MVSU	L. Jordan	Gamblin	Wiggins	Bundy	R. White	Pressley	Henderson	Mahina	Fonua	Oldenkamp	Jenkins
TULSA	L. Jordan	Gamblin	Wiggins	Reed	R. White	Pressley	Henderson	Oldenkamp	Mahina	Jenkins	Adcock
at ASU	L. Jordan	Hart-Johnson	Bundy	Gipson (RB)	R. White	Pressley	Henderson	Oldenkamp	Mahina	Jenkins	Romine
at WYO	L. Jordan	Gamblin	Wiggins	Bundy	R. White	Pressley	Henderson	Oldenkamp	Mahina	Jenkins	Romine
NMSU	L. Jordan	Gamblin	Wiggins	Bundy	Gipson (RB)	Pressley	Henderson	Oldenkamp	Mahina	Jenkins	Romine
at NEV	L. Jordan	Gipson (RB)	Wiggins	Bundy	R. White	McQuarley	Henderson	Lewis	Mahina	Jenkins	Romine
HAW	L. Jordan	Hart-Johnson	Bundy	Anaya (RB)	R. White	Gipson	Henderson	Oldenkamp	Mahina	Jenkins	Romine
at SJSU	Apodaca	Hart-Johnson	Bundy	Gipson (RB)	R. White	Pressley	Henderson	Oldenkamp	Mahina	Jenkins	Romine
USU	L. Jordan	Gamblin	Wiggins	Bundy	R. White	Gipson	Henderson	Oldenkamp	Mahina	Jenkins	Romine
at BSU	L. Jordan	Gamblin	Wiggins	Bundy	R. White	Gipson	Henderson	Oldenkamp	Mahina	Jenkins	Romine
CSU	L. Jordan	Gamblin	Hart-Johnson	Pressley (RB)	R. White	Gipson	Henderson	Oldenkamp	Mahina	Jenkins	Romine
AFA Bowl											

DEFENSE

OPPONENT	DE	NT	RE	OLB	MLB	RUSH LB	LCB	SS	FS	RCB	DART
MVSU	Hughes	Udeh	D'Avanzo	Carson	Cox	D. White	Byrd	Santos	Henry	C. Jones	Crosby
TULSA	Hughes	Udeh	D'Avanzo	Carson	Cox	D. White	Brown	Santos	Henry	C. Jones	Crosby
at ASU	Hughes	Udeh	D'Avanzo	Carson	Cox	D. White	Duncan	Santos	Henry	C. Jones	Crosby
at WYO	Hughes	Udeh	D'Avanzo	Carson	Cox	D. White	Brown	Santos	Henry	C. Jones	Rothschiller
NMSU	Hughes	Timmons	Okonkwo	Carson	Cox	D. White	Brown	Santos	Henry	C. Jones	Crosby
at NEV	Hughes	Udeh	Lee	Carson	Cox	D. White	Martin	Santos	Byrd	C. Jones	Crosby
HAW	Hughes	Udeh	D'Avanzo	Carson	Cox	D. White	Martin	Santos	Henry	C. Jones	Crosby
at SJSU	Udeh	Timmons	D'Avanzo	Carson	Cox	D. White	Martin	Santos	Henry	C. Jones	Crosby
USU	Baker	Udeh	D'Avanzo	Carson	Cox	D. White	Martin	Santos	Henry	C. Jones	Crosby
at BSU	Baker	Udeh	D'Avanzo	Langford	Cox	D. White	Martin	Maxwell	Henry	C. Jones	Rothschiller
CSU	Baker	Udeh	D'Avanzo	Carson	Cox	D. White	Brown	Santos	Henry	C. Jones	Rothschiller
AFA Bowl											

Date	Opponent	Score	Overall	Conference	Time	Attend
Sep 05, 2015	MISS. VALLEY STATE	W 66-0	1-0	0-0	3:05	21930
Sep 12, 2015	TULSA	L 21-40	1-1	0-0	3:14	24167
Sep 18, 2015	at Arizona State	L 10-34	1-2	0-0	3:11	43310
* Sep 26, 2015	at Wyoming	W 38-28	2-2	1-0	3:02	18723
Oct 03, 2015	NEW MEXICO STATE	W 38-29	3-2	1-0	3:20	30900
* Oct 10, 2015	at Nevada	L 17-35	3-3	1-1	2:54	20426
* Oct 17, 2015	HAWAI'I	W 28-27	4-3	2-1	3:30	20541
* Oct 24, 2015	at San Jose State	L 21-31	4-4	2-2	2:50	11646
* Nov 07, 2015	UTAH STATE	W 14-13	5-4	3-2	3:26	19886
* Nov 14, 2015	at Boise State	W 31-24	6-4	4-2	3:50	32780
* Nov 21, 2015	COLORADO STATE	L 21-28	6-5	4-3	2:50	21643
* Nov 28, 2015	AIR FORCE					



The Automated ScoreBook
New Mexico Overall Team Statistics (as of Nov 21, 2015)
All games



Team Statistics	NM	OPP
SCORING	305	289
Points Per Game	27.7	26.3
Points Off Turnovers	64	57
FIRST DOWNS	193	255
Rushing	130	110
Passing	50	119
Penalty	13	26
RUSHING YARDAGE	2582	2109
Yards gained rushing	2869	2448
Yards lost rushing	287	339
Rushing Attempts	513	482
Average Per Rush	5.0	4.4
Average Per Game	234.7	191.7
TDs Rushing	32	16
PASSING YARDAGE	1444	2688
Comp-Att-Int	104-199-10	202-340-10
Average Per Pass	7.3	7.9
Average Per Catch	13.9	13.3
Average Per Game	131.3	244.4
TDs Passing	5	18
TOTAL OFFENSE	4026	4797
Total Plays	712	822
Average Per Play	5.7	5.8
Average Per Game	366.0	436.1
KICK RETURNS: #-Yards	29-642	18-402
PUNT RETURNS: #-Yards	9-51	19-63
INT RETURNS: #-Yards	10-116	10-91
KICK RETURN AVERAGE	22.1	22.3
PUNT RETURN AVERAGE	5.7	3.3
INT RETURN AVERAGE	11.6	9.1
FUMBLES-LOST	16-7	17-10
PENALTIES-Yards	78-712	63-493
Average Per Game	64.7	44.8
PUNTS-Yards	60-2485	45-1898
Average Per Punt	41.4	42.2
Net punt average	39.7	40.2
KICKOFFS-Yards	57-3657	60-3601
Average Per Kick	64.2	60.0
Net kick average	40.4	37.7
TIME OF POSSESSION/Game	29:45	30:15
3RD-DOWN Conversions	53/149	76/173
3rd-Down Pct	36%	44%
4TH-DOWN Conversions	14/18	7/21
4th-Down Pct	78%	33%
SACKS BY-Yards	28-176	11-79
MISC YARDS	-10	3
TOUCHDOWNS SCORED	41	34
FIELD GOALS-ATTEMPTS	5-11	17-22
ON-SIDE KICKS	0-0	0-3
RED-ZONE SCORES	(24-32) 75%	(29-43) 67%
RED-ZONE TOUCHDOWNS	(20-32) 63%	(17-43) 40%
PAT-ATTEMPTS	(40-40) 100%	(32-33) 97%
ATTENDANCE	139067	126885
Games/Avg Per Game	6/23178	5/25377
Neutral Site Games		0/0

Score by Quarters	1st	2nd	3rd	4th	OT	Total
New Mexico	94	73	84	54	0	305
Opponents	58	94	65	72	0	289

Rushing	gp	att	gain	loss	net	avg	td	lg	avg/g
GIPSON, Teriyon	10	120	706	11	695	5.8	6	79	69.5
PRESSLEY, Jhurell	11	118	709	33	676	5.7	8	74	61.5
JORDAN, Lamar	10	114	715	111	604	5.3	5	70	60.4
McQUARLEY, Richard	10	37	152	0	152	4.1	5	43	15.2
CHESTNUT, Daryl	11	14	130	8	122	8.7	2	64	11.1
OWENS, Tyrone	10	19	122	3	119	6.3	3	65	11.9
JORDAN, Romell	6	14	59	1	58	4.1	0	18	9.7
ANAYA, David	11	12	58	0	58	4.8	1	16	5.3
APODOCA, Austin	10	30	90	42	48	1.6	0	15	4.8
GAMBLIN, Dameon	11	8	53	6	47	5.9	0	16	4.3
WIGGINS, Carlos	11	4	47	0	47	11.8	0	24	4.3
WOODHOUSE, Diquon	9	7	18	6	12	1.7	1	7	1.3
ROGERS, Zack	11	2	10	0	10	5.0	0	8	0.9
HENDERSON, Reno	11	0	0	0	0	0.0	1	0	0.0
LAWSON, JuJuan	1	1	0	2	-2	-2.0	0	0	-2.0
TEAM	9	13	0	64	-64	-4.9	0	0	-7.1
Total	11	513	2869	287	2582	5.0	32	79	234.7
Opponents	11	482	2448	339	2109	4.4	16	71	191.7

Passing	gp	effic	comp-att-int	pct	yds	td	lg	avg/g
JORDAN, Lamar	10	124.40	54-100-5	54.0	800	4	86	80.0
APODOCA, Austin	10	100.41	50-97-5	51.5	644	1	81	64.4
ANAYA, David	11	0.00	0-1-0	0.0	0	0	0	0.0
ROGERS, Zack	11	0.00	0-1-0	0.0	0	0	0	0.0
Total	11	111.46	104-199-10	52.3	1444	5	86	131.3
Opponents	11	137.41	202-340-10	59.4	2688	18	93	244.4

Receiving	gp	no.	yds	avg	td	lg	avg/g
GAMBLIN, Dameon	11	33	397	12.0	2	62	36.1
GIPSON, Teriyon	10	14	158	11.3	0	44	15.8
WHITE, Reece	11	12	199	16.6	0	37	18.1
WIGGINS, Carlos	11	11	189	17.2	1	64	17.2
HART-JOHNSON, Dela	11	10	235	23.5	1	86	21.4
BUNDY, Marquis	11	6	97	16.2	0	46	8.8
DAVIS, Chris	7	5	53	10.6	0	18	7.6
JONES, Ridge	10	4	31	7.8	0	21	3.1
JORDAN, Romell	6	3	18	6.0	0	8	3.0
CHESTNUT, Daryl	11	2	32	16.0	0	30	2.9
QUARELLS, Matt	7	2	23	11.5	0	17	3.3
ANAYA, David	11	1	11	11.0	1	11	1.0
REED, Patrick	6	1	1	1.0	0	1	0.2
Total	11	104	1444	13.9	5	86	131.3
Opponents	11	202	2688	13.3	18	93	244.4

Punt Returns	no.	yds	avg	td	lg
WIGGINS, Carlos	8	51	6.4	0	23
DAVIS, Chris	1	0	0.0	0	0
Total	9	51	5.7	0	23
Opponents	19	63	3.3	0	18

Interceptions	no.	yds	avg	td	lg
BYRD, Markel	3	25	8.3	0	25
CROSBY, Lee	2	29	14.5	0	26
JONES, Cranston	2	15	7.5	0	15
COX, Dakota	1	8	8.0	0	8
GREEN, Travis	1	32	32.0	1	32
LANGFORD, Ryan	1	7	7.0	0	7
Total	10	116	11.6	1	32
Opponents	10	91	9.1	0	44

Kick Returns	no.	yds	avg	td	lg
WIGGINS, Carlos	17	475	27.9	1	100
CHESTNUT, Daryl	6	109	18.2	0	30
WHITE, Reece	3	23	7.7	0	9
JONES, Ridge	2	27	13.5	0	16
GREEN, Travis	1	8	8.0	0	8
Total	29	642	22.1	1	100
Opponents	18	402	22.3	0	56

Fumble Returns	no.	yds	avg	td	lg
MARTIN, Nias	1	77	77.0	1	77
CROSBY, Lee	0	0	0.0	1	0
Total	1	77	77.0	2	77
Opponents	0	0	0.0	0	0

Scoring	td	fg	PAT				dxp	saf	pts
			kick	rush	rcv	pass			
PRESSLEY, Jhurell	8	-	-	-	-	-	-	48	
GIPSON, Teriyon	6	-	-	-	-	-	-	36	
JORDAN, Lamar	5	-	-	1-1	-	-	-	32	
SANDERS, Jason	-	3-7	22-22	-	-	-	-	31	
McQUARLEY, Richard	5	-	-	-	-	-	-	30	
ROGERS, Zack	-	2-4	18-18	-	-	-	-	24	
OWENS, Tyrone	3	-	-	-	-	-	-	18	
CHESTNUT, Daryl	2	-	-	-	-	-	-	12	
ANAYA, David	2	-	-	-	-	-	-	12	
WIGGINS, Carlos	2	-	-	-	-	-	-	12	
GAMBLIN, Dameon	2	-	-	-	-	-	-	12	
HENDERSON, Reno	1	-	-	-	-	-	-	6	
WOODHOUSE, Diquon	1	-	-	-	-	-	-	6	
GREEN, Travis	1	-	-	-	-	-	-	6	
HART-JOHNSON, Dela	1	-	-	-	-	-	-	6	
CROSBY, Lee	1	-	-	-	-	-	-	6	
MARTIN, Nias	1	-	-	-	-	-	-	6	
TEAM	-	-	-	-	-	-	1	2	
Total	41	5-11	40-40	1-1	-	-	-	305	
Opponents	34	17-22	32-33	-	1	1-1	-	289	

Total Offense	g	plays	rush	pass	total	avg/g
JORDAN, Lamar	10	214	604	800	1404	140.4
GIPSON, Teriyon	10	120	695	0	695	69.5
APODOCA, Austin	10	127	48	644	692	69.2
PRESSLEY, Jhurell	11	118	676	0	676	61.5
McQUARLEY, Richard	10	37	152	0	152	15.2
CHESTNUT, Daryl	11	14	122	0	122	11.1
OWENS, Tyrone	10	19	119	0	119	11.9
ANAYA, David	11	13	58	0	58	5.3
JORDAN, Romell	6	14	58	0	58	9.7
WIGGINS, Carlos	11	4	47	0	47	4.3
GAMBLIN, Dameon	11	8	47	0	47	4.3
WOODHOUSE, Diquon	9	7	12	0	12	1.3
ROGERS, Zack	11	3	10	0	10	0.9
LAWSON, JuJuan	1	1	-2	0	-2	-2.0
TEAM	9	13	-64	0	-64	-7.1
Total	11	712	2582	1444	4026	366.0
Opponents	11	822	2109	2688	4797	436.1

Field Goals	fg	pct.	01-19	20-29	30-39	40-49	50-99	lg	blk
SANDERS, Jason	3-7	42.9	0-0	2-3	1-2	0-2	0-0	32	0
ROGERS, Zack	2-4	50.0	0-0	0-2	1-1	1-1	0-0	42	2

Punting	no.	yds	avg	lg	tb	fc	i20	50+	blk
ROGERS, Zack	60	2485	41.4	69	2	20	18	11	0
Total	60	2485	41.4	69	2	20	18	11	0
Opponents	45	1898	42.2	63	2	7	18	13	0

FG Sequence	New Mexico	Opponents
Miss. Valley State	(28)	-
Tulsa	42	(34),(22),(23),(24)
Arizona State	35,(32)	(22),(24)
Wyoming	(22)	-
New Mexico State	29,41	(41),(25),(39)
Nevada	(42)	-
Hawai'i	-	(49),(47),22
San Jose State	28	(43)
Utah State	-	(25),(41),41
Boise State	(33)	22,(32)
Colorado State	23	36,(24),(22),52
Air Force	-	-

Kickoffs	no.	yds	avg	tb	ob	retn	net	ydln
SANDERS, Jason	57	3657	64.2	38	1			
Total	57	3657	64.2	38	1	22.3	40.4	24
Opponents	60	3601	60.0	28	3	22.1	37.7	27

Numbers in (parentheses) indicate field goal was made.

All Purpose	g	rush	rcv	pr	kr	ir	total	avg/g
GIPSON, Teriyo	10	695	158	0	0	0	853	85.3
WIGGINS, Carlo	11	47	189	51	475	0	762	69.3
PRESSLEY, Jhu	11	676	0	0	0	0	676	61.5
JORDAN, Lamar	10	604	0	0	0	0	604	60.4
GAMBLIN, Dam	11	47	397	0	0	0	444	40.4
CHESTNUT, Da	11	122	32	0	109	0	263	23.9
HART-JOHNSO	11	0	235	0	0	0	235	21.4
WHITE, Reece	11	0	199	0	23	0	222	20.2
McQUARLEY, R	10	152	0	0	0	0	152	15.2
OWENS, Tyrone	10	119	0	0	0	0	119	11.9
BUNDY, Marqui	11	0	97	0	0	0	97	8.8
JORDAN, Romel	6	58	18	0	0	0	76	12.7
ANAYA, David	11	58	11	0	0	0	69	6.3
JONES, Ridge	10	0	31	0	27	0	58	5.8
DAVIS, Chris	7	0	53	0	0	0	53	7.6
APODOCA, Aust	10	48	0	0	0	0	48	4.8
GREEN, Travis	11	0	0	0	8	32	40	3.6
CROSBY, Lee	11	0	0	0	0	29	29	2.6
BYRD, Markel	10	0	0	0	0	25	25	2.5
QUARELLS, Mat	7	0	23	0	0	0	23	3.3
JONES, Cransto	11	0	0	0	0	15	15	1.4
WOODHOUSE,	9	12	0	0	0	0	12	1.3
ROGERS, Zack	11	10	0	0	0	0	10	0.9
COX, Dakota	11	0	0	0	0	8	8	0.7
LANGFORD, Ry	11	0	0	0	0	7	7	0.6
REED, Patrick	6	0	1	0	0	0	1	0.2
LAWSON, JuJua	1	-2	0	0	0	0	-2	-2.0
TEAM	9	-64	0	0	0	0	-64	-7.1
Total	11	2582	1444	51	642	116	4835	439.5
Opponents	11	2109	2688	63	402	91	5353	486.6

#	Defensive Leaders	gp	Tackles			tfl/yds	Sacks	Pass defense			Fumbles		blkd	
			ua	a	tot		no-yds	int-yds	brup	qbh	rcv-yds	ff	kick	saf
49	COX, Dakota	11	43	36	79	10.0-26	4.0-14	1-8	1	1
2C	CARSON, Kimmie	11	50	10	60	8.0-35	3.5-26	.	.	2	.	1	.	.
14	HENRY, Daniel	11	39	18	57	3.0-11	1.0-4	.	3	1	1-0	1	.	.
5C	CROSBY, Lee	11	34	17	51	5.0-17	1.0-7	2-29	3	.	1-0	1	.	.
2L	LANGFORD, Ryan	11	22	24	46	7.5-23	2.0-13	1-7	2	.	1-0	.	.	.
12	SANTOS, Ryan	11	24	20	44	.	.	.	1	1
22	BYRD, Markel	10	31	10	41	2.0-13	1.0-10	3-25	2
91	D'AVANZO, Nik	11	26	15	41	7.5-22	0.5-4	.	2	3	1-0	.	1	.
58	DANIELS, Mauric	11	25	15	40	11.5-58	5.5-32	.	4	2	.	1	.	.
54	WHITE, Donnie	11	18	18	36	4.5-26	3.0-20	.	1	2
19	MARTIN, Nias	11	28	3	31	2.0-4	.	.	4	.	1-77	.	.	.
21	DUNCAN, Donnie	11	27	3	30	1.0-2	.	.	2
3	JONES, Cranston	11	25	4	29	2.0-5	.	2-15	4
28	ROTHSCHILLER, Jake	11	14	12	26	3.0-6	.	.	1
53	BAKER, Cody	11	12	11	23	1.5-8	1.0-8
92	UDEH, William	11	7	8	15	2.0-7
9H	HUGHES, Garrett	10	9	5	14	6.5-26	2.0-11	.	1
8	BENNETT, Ricky	8	9	4	13
4B	BROWN, Isaiah	6	10	2	12	.	.	.	3
5T	TIMMONS, Taylor	10	7	5	12	5.0-32	3.5-27
35	MAXWELL, Kenneth	7	5	2	7
32	ARREDONDO, Michael	11	3	3	6
25	ANAYA, David	11	5	1	6	1	.	.
98	OKONKWO, Kene	5	2	3	5	1.5-1	.	.	.	1
46	WALSH, Michael	11	3	2	5	1-0	.	.	.
9	GREEN, Travis	11	5	.	5	.	.	1-32
29	DONALDSON, Kenya	7	2	2	4	0.5-4
15	RUSSO, John	11	1	3	4
80	WHITE, Reece	11	2	1	3	2-0	.	.	.
6	PRESSLEY, Jhurell	11	1	2	3	1-0	.	.	.
23	ADEWON, Tayo	10	1	1	2
52	MABANY, Sam	5	1	1	2
27	PARKER, Bijon	5	2	.	2
TM	TEAM	9	2	.	2	2.0-3	1
33	HART, Alex	7	1	1	2
4	JORDAN, Romell	6	2	.	2
2	WOODHOUSE, Diquo	9	1	.	1
1Q	QUARELLS, Matt	7	1	.	1
10	APODOCA, Austin	10	1	.	1
82	HART-JOHNSON, Dela	11	1	.	1
95	SANDERS, Jason	11	.	1	1
97	ROMERO, Steven	11	.	1	1
59	LEE, Chris	7	1	1-0	.	.	.
Total		11	502	264	766	86-329	28-176	10-116	34	14	10-77	5	1	1
Opponents		11	460	226	686	59-202	11-79	10-91	21	4	7-0	8	2	.

#75 RENO HENDERSON - LEFT TACKLE

Opponent	Assignment	Technique	Effort	KDs
MVSU	49/49 (100%)	37/49 (76%)	33/49 (67%)	3
TULSA	67/68 (99%)	48/68 (71%)	53/68 (78%)	5
at ASU	77/77 (100%)	55/77 (71%)	60/77 (78%)	8
at WYO	56/57 (98%)	40/57 (70%)	43/57 (75%)	3
NMSU	79/80 (99%)	67/80 (84%)	74/80 (93%)	8
AT UNR	61/62 (98%)	45/62 (73%)	52/62 (84%)	4
HAW	83/84 (99%)	57/84 (68%)	67/84 (80%)	12
at SJSU	55/55 (100%)	38/55 (69%)	46/55 (84%)	2
USU	60/61 (98%)	41/61 (67%)	47/61 (77%)	2
at BSU	52/56 (93%)	38/56 (68%)	40/56 (71%)	6
CSU	59/60 (98%)	40/60 (67%)	38/60 (63%)	0
AFA				
TOTALS	698/709 (98%)	506/709 (71%)	553/709 (78%)	53

#51 EDEN MAHINA - LEFT GUARD/CENTER

Opponent	Assignment	Technique	Effort	KDs
MVSU	49/49 (100%)	31/49 (63%)	36/49 (73%)	10
TULSA	68/68 (100%)	43/68 (63%)	51/68 (75%)	8
at ASU	74/79 (94%)	47/79 (59%)	57/79 (72%)	7
at WYO	56/57 (98%)	30/57 (53%)	35/57 (61%)	9
NMSU	80/80 (100%)	62/80 (78%)	64/80 (80%)	9
AT UNR	61/62 (98%)	43/62 (69%)	52/62 (84%)	7
HAW	82/85 (96%)	50/85 (59%)	65/85 (76%)	11
at SJSU	53/55 (96%)	30/55 (55%)	44/55 (80%)	6
USU	61/61 (100%)	37/61 (61%)	47/61 (77%)	10
at BSU	52/52 (100%)	23/52 (44%)	39/52 (75%)	5
CSU	60/60 (100%)	32/60 (53%)	44/60 (73%)	3
AFA				
TOTALS	696/709 (98%)	428/709 (60%)	534/709 (75%)	85

#66 TEVITA FONUA - CENTER

Opponent	Assignment	Technique	Effort	KDs
MVSU	64/65 (98%)	19/65 (29%)	39/65 (60%)	8
TULSA		Did Not Play		
at ASU		Did Not Play		
at WYO		Did Not Play		
NMSU		Did Not Play		
AT UNR		Did Not Play		
HAW		Did Not Play		
at SJSU		Did Not Play		
USU		Did Not Play		
at BSU		Did Not Play		
CSU		Did Not Play		
AFA				
TOTALS	64/65 (98%)	19/65 (29%)	39/65 (60%)	8

#79 BRYAN OLDENKAMP - LEFT/RIGHT GUARD

Opponent	Assignment	Technique	Effort	KDs
MVSU	35/35 (100%)	18/35 (51%)	28/35 (80%)	1
TULSA	61/61 (100%)	35/61 (57%)	46/61 (75%)	9
at ASU	15/15 (100%)	4/15 (27%)	9/15 (60%)	1
at WYO	55/57 (96%)	27/57 (47%)	45/57 (79%)	5
NMSU	79/80 (99%)	49/80 (61%)	66/80 (83%)	11
AT UNR	55/55 (100%)	24/55 (44%)	40/55 (73%)	7
HAW	82/85 (96%)	50/85 (59%)	65/85 (76%)	15
at SJSU	50/50 (100%)	33/50 (66%)	41/50 (82%)	4
USU	40/40 (100%)	29/40 (73%)	31/40 (78%)	2
at BSU	52/52 (100%)	24/52 (46%)	39/52 (75%)	9
CSU	48/49 (98%)	27/49 (55%)	39/49 (80%)	4
AFA				
TOTALS	572/579 (99%)	320/579 (55%)	449/579 (78%)	64

#55 AARON JENKINS - RIGHT TACKLE/GUARD

Opponent	Assignment	Technique	Effort	KDs
MVSU	49/49 (100%)	40/49 (80%)	37/49 (76%)	11
TULSA	65/68 (96%)	21/68 (31%)	36/68 (53%)	7
at ASU	75/77 (97%)	36/77 (47%)	45/77 (58%)	5
at WYO	55/57 (96%)	35/57 (61%)	41/57 (72%)	11
NMSU	78/80 (98%)	45/80 (56%)	65/80 (81%)	20
AT UNR	61/62 (98%)	33/62 (53%)	52/62 (84%)	7
HAW	82/84 (98%)	49/84 (58%)	68/84 (81%)	9
at SJSU	55/55 (100%)	27/55 (49%)	41/55 (75%)	10
USU	60/61 (98%)	29/61 (48%)	51/61 (84%)	14
at BSU	51/53 (96%)	20/53 (38%)	37/53 (70%)	8
CSU	60/60 (100%)	34/60 (57%)	49/60 (82%)	16
AFA				
TOTALS	691/706 (98%)	369/706 (52%)	522/706 (74%)	118

#62 GARRETT ADCOCK - RIGHT TACKLE

Opponent	Assignment	Technique	Effort	KDs
MVSU	21/21 (100%)	17/21 (81%)	18/21 (86%)	7
TULSA	23/25 (92%)	12/25 (48%)	18/25 (72%)	1
at ASU		Did Not Play		
at WYO		Did Not Play		
NMSU		Did Not Play		
AT UNR		Did Not Play		
HAW		Did Not Play		
at SJSU		Did Not Play		
USU		Did Not Play		
at BSU		Did Not Play		
CSU		Did Not Play		
AFA				
TOTALS	44/46 (96%)	29/46 (63%)	36/46 (78%)	8

#50 CHRIS LEWIS - LEFT GUARD

Opponent	Assignment	Technique	Effort	KDs
MVSU	21/24 (88%)	10/24 (42%)	18/24 (75%)	2
TULSA	4/4 (100%)	3/4 (75%)	3/4 (75%)	0
at ASU	61/62 (98%)	27/62 (44%)	43/62 (69%)	5
at WYO		Did Not Play		
NMSU		Did Not Play		
AT UNR	7/7 (100%)	3/7 (43%)	4/7 (57%)	0
HAW		Did Not Play		
at SJSU	5/5 (100%)	2/5 (40%)	5/5 (100%)	0
USU	18/20 (90%)	9/20 (45%)	12/20 (60%)	2
at BSU	11/11 (100%)	6/11 (55%)	7/11 (64%)	2
CSU				
AFA				
TOTALS	127/133 (95%)	60/133 (45%)	92/133 (69%)	11

#64 JACK LAMM - GUARD

Opponent	Assignment	Technique	Effort	KDs
MVSU	8/8 (100%)	4/8 (50%)	8/8 (100%)	1
TULSA		Did Not Play		
at ASU		Did Not Play		
at WYO		Did Not Play		
NMSU		Did Not Play		
AT UNR		Did Not Play		
HAW		Did Not Play		
at SJSU		Did Not Play		
USU		Did Not Play		
at BSU		Did Not Play		
CSU		Did Not Play		
AFA				
TOTALS	8/8 (100%)	4/8 (50%)	8/8 (100%)	1

#65 JACK ZILTZ - RIGHT GUARD/TACKLE

Opponent	Assignment	Technique	Effort	KDs
MVSU	19/24 (79%)	10/24 (42%)	18/24 (75%)	5
TULSA		Did Not Play		
at ASU	5/5 (100%)	3/5 (60%)	4/5 (80%)	0
at WYO		Did Not Play		
NMSU		Did Not Play		
AT UNR		Did Not Play		
HAW		Did Not Play		
at SJSU		Did Not Play		
USU		Did Not Play		
at BSU		Did Not Play		
CSU		Did Not Play		
AFA				
TOTALS	24/29 (83%)	13/29 (45%)	22/29 (76%)	5

#76 DILLON ROMINE - RIGHT TACKLE

Opponent	Assignment	Technique	Effort	KDs
MVSU	7/7 (100%)	5/7 (71%)	7/7 (100%)	1
TULSA	43/43 (100%)	28/43 (65%)	37/43 (86%)	2
at ASU	72/72 (100%)	36/72 (50%)	45/72 (63%)	12
at WYO	56/57 (98%)	33/57 (58%)	46/57 (81%)	2
NMSU	79/81 (98%)	60/81 (75%)	63/81 (78%)	11
AT UNR	61/62 (98%)	34/62 (55%)	40/62 (64%)	5
HAW	82/84 (98%)	60/84 (71%)	72/84 (86%)	9
at SJSU	55/55 (100%)	34/55 (62%)	44/55 (80%)	4
USU	60/61 (98%)	29/61 (48%)	51/61 (84%)	7
at BSU	51/54 (94%)	28/54 (52%)	44/54 (81%)	6
CSU	60/60 (100%)	47/60 (78%)	56/60 (93%)	4
AFA				
TOTALS	626/636 (98%)	394/636 (62%)	495/636 (79%)	59

#67 ANDREW AQUA - LEFT TACKLE

Opponent	Assignment	Technique	Effort	KDs
MVSU	15/17 (88%)	9/17 (53%)	11/17 (65%)	3
TULSA		Did Not Play		
at ASU		Did Not Play		
at WYO		Did Not Play		
NMSU		Did Not Play		
AT UNR		Did Not Play		
HAW		Did Not Play		
at SJSU		Did Not Play		
USU		Did Not Play		
at BSU		Did Not Play		
CSU		Did Not Play		
AFA				
TOTALS	15/17 (88%)	9/17 (53%)	11/17 (65%)	3

#61 DARIAN ALLEN - LEFT GUARD

Opponent	Assignment	Technique	Effort	KDs
MVSU	16/17 (94%)	10/17 (59%)	13/17 (76%)	2
TULSA	3/3 (100%)	0/3 (0%)	0/3 (0%)	0
at ASU		Did Not Play		
at WYO		Did Not Play		
NMSU		Did Not Play		
AT UNR		Did Not Play		
HAW		Did Not Play		
at SJSU		Did Not Play		
USU		Did Not Play		
at BSU		Did Not Play		
CSU		Did Not Play		
AFA				
TOTALS	19/20 (95%)	10/20 (50%)	13/20 (65%)	2

SEASON

CAREER

Rushing	gp	att	gain	loss	net	avg	td	lg	avg/g	gp	att	gain	loss	net	avg	td	lg	avg/g
GIPSON, Teriyon	10	120	706	11	695	5.8	6	79	69.5	31	308	1771	47	1724	5.6	19	79	55.6
PRESSLEY, Jhurell	11	118	709	33	676	5.7	8	74	61.5	48	365	2582	88	2494	6.8	32	80	52.0
JORDAN, Lamar	10	114	715	111	604	5.3	5	70	60.4	21	234	1443	227	1216	5.2	8	70	57.9
McQUARLEY, Richard	10	37	152	0	152	4.1	5	43	15.2	10	37	152	0	152	4.1	5	43	15.2
CHESTNUT, Daryl	11	14	130	8	122	8.7	2	64	11.1	11	14	130	8	122	8.7	2	64	11.1
OWENS, Tyrone	10	19	122	3	119	6.3	3	65	11.9	10	19	122	3	119	6.3	3	65	11.9
JORDAN, Romell	6	14	59	1	58	4.1	0	18	9.7	15	48	284	3	281	5.9	3	72	18.7
ANAYA, David	11	12	58	0	58	4.8	1	16	5.3	48	62	369	16	353	5.7	2	51	7.4
APODOCA, Austin	10	30	90	42	48	1.6	0	15	4.8	10	30	90	42	48	1.6	0	15	4.8
GAMBLIN, Dameon	11	8	53	6	47	5.9	0	16	4.3	34	10	83	6	77	7.7	0	19	2.3
WIGGINS, Carlos	11	4	47	0	47	11.8	0	24	4.3	44	44	510	14	496	11.3	4	35	11.3
WOODHOUSE, Diquon	9	7	18	6	12	1.7	1	7	1.3	9	7	18	6	12	1.7	1	7	1.3
ROGERS, Zack	11	2	10	0	10	5.0	0	8	0.9	23	2	10	0	10	5.0	0	8	0.4
HENDERSON, Reno	11	0	0	0	0	0.0	1	0	0.0	23	0	0	0	0	0.0	1	0	0.0
LAWSON, JuJuan	1	1	0	2	-2	-2.0	0	0	-2.0	1	1	0	2	-2	-2.0	0	0	-2.0
TEAM	9	13	0	64	-64	-4.9	0	0	-7.1									
Total	11	513	2869	287	2582	5.0	32	79	234.7									
Opponents	11	482	2448	339	2109	4.4	16	71	191.7									

Passing	gp	effic	comp-att-int	pct	yds	td	lg	avg/g	gp	effic	comp-att-int	pct	yds	td	lg	avg/g
JORDAN, Lamar	10	124.40	54-100-5	54.0	800	4	86	80.0	21	126.59	113-212-10	53.3	1695	10	86	80.7
APODOCA, Austin	10	100.41	50-97-5	51.5	644	1	81	64.4	10	100.41	50-97-5	51.5	644	1	81	64.4
ANAYA, David	11	0.00	0-1-0	0.0	0	0	0	0.0	48	193.73	1-3-0	33.3	18	1	18	0.4
ROGERS, Zack	11	0.00	0-1-0	0.0	0	0	0	0.0	23	0.00	0-1-0	0.0	0	0	0	0.0
Total	11	111.46	104-199-10	52.3	1444	5	86	131.3								
Opponents	11	137.41	202-340-10	59.4	2688	18	93	244.4								

Receiving	gp	no.	yds	avg	td	lg	avg/g	gp	no.	yds	avg	td	lg	avg/g
GAMBLIN, Dameon	11	33	397	12.0	2	62	36.1	34	37	429	11.6	2	62	12.6
GIPSON, Teriyon	10	14	158	11.3	0	44	15.8	31	30	280	9.3	1	44	9.0
WHITE, Reece	11	12	199	16.6	0	37	18.1	40	24	423	17.6	2	50	10.6
WIGGINS, Carlos	11	11	189	17.2	1	64	17.2	44	35	516	14.7	4	64	11.7
HART-JOHNSON, Dela	11	10	235	23.5	1	86	21.4	11	10	235	23.5	1	86	21.4
BUNDY, Marquis	11	6	97	16.2	0	46	8.8	48	30	382	12.7	2	46	8.0
DAVIS, Chris	7	5	53	10.6	0	18	7.6	17	5	53	10.6	0	18	3.1
JONES, Ridge	10	4	31	7.8	0	21	3.1	33	9	64	7.1	0	21	1.9
JORDAN, Romell	6	3	18	6.0	0	8	3.0	15	4	40	10.0	0	22	2.7
CHESTNUT, Daryl	11	2	32	16.0	0	30	2.9	11	2	32	16.0	0	30	2.9
QUARELLS, Matt	7	2	23	11.5	0	17	3.3	7	2	23	11.5	0	17	3.3
ANAYA, David	11	1	11	11.0	1	11	1.0	48	9	181	20.1	2	41	3.8
REED, Patrick	6	1	1	1.0	0	1	0.2	6	1	1	1.0	0	1	0.2
Total	11	104	1444	13.9	5	86	131.3							
Opponents	11	202	2688	13.3	18	93	244.4							

Total Offense	g	plays	rush	pass	total	avg/g	g	plays	rush	pass	total	avg/g
JORDAN, Lamar	10	214	604	800	1404	140.4	21	446	1216	1695	2911	138.6
GIPSON, Teriyon	10	120	695	0	695	69.5	31	308	1724	0	1724	55.6
APODOCA, Austin	10	127	48	644	692	69.2	10	127	48	644	692	69.2
PRESSLEY, Jhurell	11	118	676	0	676	61.5	48	365	2494	0	2494	52.0
McQUARLEY, Richard	10	37	152	0	152	15.2	10	37	152	0	152	15.2
CHESTNUT, Daryl	11	14	122	0	122	11.1	11	14	122	0	122	11.1
OWENS, Tyrone	10	19	119	0	119	11.9	10	19	119	0	119	11.9
JORDAN, Romell	6	14	58	0	58	9.7	15	48	281	0	281	18.7
ANAYA, David	11	13	58	0	58	5.3	48	65	353	18	371	7.7
WIGGINS, Carlos	11	4	47	0	47	4.3	44	44	496	0	496	11.3
GAMBLIN, Dameon	11	8	47	0	47	4.3	34	10	77	0	77	2.3
WOODHOUSE, Diquon	9	7	12	0	12	1.3	9	7	12	0	12	1.3
ROGERS, Zack	11	3	10	0	10	0.9	23	3	10	0	10	0.4
LAWSON, JuJuan	1	1	-2	0	-2	-2.0	1	1	-2	0	-2	-2.0
TEAM	9	13	-64	0	-64	-7.1						
Total	11	712	2582	1444	4026	366.0						
Opponents	11	822	2109	2688	4797	436.1						

SEASON

CAREER

Scoring	td		fg		PAT			dxp	saf	pts	td		fg		PAT			dxp	saf	pts
	kick	rush	rcv	pass	rush	rcv	pass				kick	rush	rcv	pass						
PRESSLEY, Jhurell	8	-	-	-	-	-	-	-	-	48	33	-	-	-	1-1	-	-	-	-	200
GIPSON, Teriyon	6	-	-	-	-	-	-	-	-	36	20	-	-	-	-	-	-	-	-	120
JORDAN, Lamar	5	-	-	1-1	-	-	-	-	-	32	8	-	-	-	1-1	-	-	-	-	50
SANDERS, Jason	-	3-7	22-22	-	-	-	-	-	-	31	-	3-7	22-22	-	-	-	-	-	-	31
McQUARLEY, Richard	5	-	-	-	-	-	-	-	-	30	5	-	-	-	-	-	-	-	-	30
ROGERS, Zack	-	2-4	18-18	-	-	-	-	-	-	24	-	7-12	61-62	-	-	-	-	-	-	82
OWENS, Tyrone	3	-	-	-	-	-	-	-	-	18	3	-	-	-	-	-	-	-	-	18
GAMBLIN, Dameon	2	-	-	-	-	-	-	-	-	12	2	-	-	-	-	-	-	-	-	12
WIGGINS, Carlos	2	-	-	-	-	-	-	-	-	12	13	-	-	0-1	-	-	-	-	-	78
ANAYA, David	2	-	-	-	-	-	-	-	-	12	4	-	-	-	-	-	-	-	-	24
CHESTNUT, Daryl	2	-	-	-	-	-	-	-	-	12	2	-	-	-	-	-	-	-	-	12
HENDERSON, Reno	1	-	-	-	-	-	-	-	-	6	1	-	-	-	-	-	-	-	-	6
MARTIN, Nias	1	-	-	-	-	-	-	-	-	6	1	-	-	-	-	-	-	-	-	6
WOODHOUSE, Diquon	1	-	-	-	-	-	-	-	-	6	1	-	-	-	-	-	-	-	-	6
CROSBY, Lee	1	-	-	-	-	-	-	-	-	6	1	-	-	-	-	-	-	-	-	6
HART-JOHNSON, Dela	1	-	-	-	-	-	-	-	-	6	1	-	-	-	-	-	-	-	-	6
GREEN, Travis	1	-	-	-	-	-	-	-	-	6	1	-	-	-	-	-	-	-	-	6
TEAM	-	-	-	-	-	-	-	-	-	2	-	-	-	-	-	-	-	-	-	-
Total	41	5-11	40-40	1-1	-	-	-	-	-	305	-	-	-	-	-	-	-	-	-	-
Opponents	34	17-22	32-33	-	1	1-1	-	-	-	289	-	-	-	-	-	-	-	-	-	-

Punt Returns						Punt Returns					
no.	yds	avg	td	lg		no.	yds	avg	td	lg	
WIGGINS, Carlos	8	51	6.4	0	23	8	51	6.4	0	23	
DAVIS, Chris	1	0	0.0	0	0	8	35	4.4	0	13	
Total	9	51	5.7	0	23						
Opponents	19	63	3.3	0	18						

Kick Returns						Kick Returns					
no.	yds	avg	td	lg		no.	yds	avg	td	lg	
WIGGINS, Carlos	17	475	27.9	1	100	82	2293	28.0	5	100	
CHESTNUT, Daryl	6	109	18.2	0	30	6	109	18.2	0	30	
WHITE, Reece	3	23	7.7	0	9	6	64	10.7	0	18	
JONES, Ridge	2	27	13.5	0	16	16	389	24.3	1	100	
GREEN, Travis	1	8	8.0	0	8	1	8	8.0	0	8	
Total	29	642	22.1	1	100						
Opponents	18	402	22.3	0	56						

Interceptions						Interceptions					
no.	yds	avg	td	lg		no.	yds	avg	td	lg	
BYRD, Markel	3	25	8.3	0	25	4	46	11.5	0	25	
JONES, Cranston	2	15	7.5	0	15	6	76	12.7	2	39	
CROSBY, Lee	2	29	14.5	0	26	2	29	14.5	0	26	
GREEN, Travis	1	32	32.0	1	32	1	32	32.0	1	32	
LANGFORD, Ryan	1	7	7.0	0	7	1	7	7.0	0	7	
COX, Dakota	1	8	8.0	0	8	2	24	12.0	0	16	
Total	10	116	11.6	1	32						
Opponents	10	91	9.1	0	44						

Fumble Returns						Fumble Returns					
no.	yds	avg	td	lg		no.	yds	avg	td	lg	
MARTIN, Nias	1	77	77.0	1	77	1	77	77.0	1	77	
CROSBY, Lee	0	0	0.0	1	0	0	0	0.0	1	0	
Total	1	77	77.0	2	77						
Opponents	0	0	0.0	0	0						

All Purpose	SEASON								CAREER							
	g	rush	rcv	pr	kr	ir	total	avg/g	g	rush	rcv	pr	kr	ir	total	avg/g
GIPSON, Teriyon	10	695	158	0	0	0	853	85.3	31	1724	280	0	40	0	2044	65.9
WIGGINS, Carlo	11	47	189	51	475	0	762	69.3	44	496	516	51	2293	0	3356	76.3
PRESSLEY, Jhur	11	676	0	0	0	0	676	61.5	48	2494	200	0	0	0	2694	56.1
JORDAN, Lamar	10	604	0	0	0	0	604	60.4	21	1216	0	0	0	0	1216	57.9
GAMBLIN, Dame	11	47	397	0	0	0	444	40.4	34	77	429	59	0	0	565	16.6
CHESTNUT, Dar	11	122	32	0	109	0	263	23.9	11	122	32	0	109	0	263	23.9
HART-JOHNSO	11	0	235	0	0	0	235	21.4	11	0	235	0	0	0	235	21.4
WHITE, Reece	11	0	199	0	23	0	222	20.2	40	0	423	0	64	0	487	12.2
McQUARLEY, Ri	10	152	0	0	0	0	152	15.2	10	152	0	0	0	0	152	15.2
OWENS, Tyrone	10	119	0	0	0	0	119	11.9	10	119	0	0	0	0	119	11.9
BUNDY, Marquis	11	0	97	0	0	0	97	8.8	48	6	382	0	0	0	388	8.1
JORDAN, Romell	6	58	18	0	0	0	76	12.7	15	281	40	0	0	0	321	21.4
ANAYA, David	11	58	11	0	0	0	69	6.3	48	353	181	0	475	0	1009	21.0
JONES, Ridge	10	0	31	0	27	0	58	5.8	33	114	64	0	389	0	567	17.2
DAVIS, Chris	7	0	53	0	0	0	53	7.6	17	0	53	35	0	0	88	5.2
APODOCA, Austi	10	48	0	0	0	0	48	4.8	10	48	0	0	0	0	48	4.8
GREEN, Travis	11	0	0	0	8	32	40	3.6	11	0	0	0	8	32	40	3.6
CROSBY, Lee	11	0	0	0	0	29	29	2.6	11	0	0	0	0	29	29	2.6
BYRD, Markel	10	0	0	0	0	25	25	2.5	22	0	0	0	0	46	46	2.1
QUARELLS, Matt	7	0	23	0	0	0	23	3.3	7	0	23	0	0	0	23	3.3
JONES, Cransto	11	0	0	0	0	15	15	1.4	47	0	0	0	0	76	76	1.6
WOODHOUSE,	9	12	0	0	0	0	12	1.3	9	12	0	0	0	0	12	1.3
ROGERS, Zack	11	10	0	0	0	0	10	0.9	23	10	0	0	0	0	10	0.4
COX, Dakota	11	0	0	0	0	8	8	0.7	32	0	0	0	0	24	24	0.8
LANGFORD, Ry	11	0	0	0	0	7	7	0.6	22	0	0	0	0	7	7	0.3
REED, Patrick	6	0	1	0	0	0	1	0.2	6	0	1	0	0	0	1	0.2
LAWSON, JuJua	1	-2	0	0	0	0	-2	-2.0	1	-2	0	0	0	0	-2	-2.0
TEAM	9	-64	0	0	0	0	-64	-7.1								
Total	11	2582	1444	51	642	116	4835	439.5								
Opponents	11	2109	2688	63	402	91	5353	486.6								

Field Goals	att	good	long	blkd	att	good	long	blkd
SANDERS, Jason	7	3	32	0	7	3	32	0
ROGERS, Zack	4	2	42	2	12	7	44	4
Total	11	5	42	2				
Opponents	22	17	49	1				

Punting	no.	yds	avg	lg	blk	no.	yds	avg	lg	blk
ROGERS, Zack	60	2485	41.4	69	0	116	4869	42.0	69	1
Total	60	2485	41.4	69	0					
Opponents	45	1898	42.2	63	0					

Kickoffs	no.	yds	avg	tb	ob	no.	yds	avg	tb	ob
SANDERS, Jason	57	3657	64.2	38	1	119	7508	63.1	75	2
Total	57	3657	64.2	38	1					
Opponents	60	3601	60.0	28	3					

#	Defensive Leaders	SEASON										CAREER											
		gp	ua	a	total	tfl	sack	int	pbu	fr	ff	blk	gp	ua	a	total	tfl	sack	int	pbu	fr	ff	blk
49	COX, Dakota	11	43	36	79	10.0	4.0	1	1	.	.	32	132	162	294	13.0	4.0	2	4	1	.	.	
2C	CARSON, Kimmie	11	50	10	60	8.0	3.5	.	.	.	1	23	77	45	122	13.0	4.5	.	3	1	2	.	
14	HENRY, Daniel	11	39	18	57	3.0	1.0	.	3	1	1	13	42	27	69	3.0	1.0	.	3	1	1	.	
5C	CROSBY, Lee	11	34	17	51	5.0	1.0	2	3	1	1	11	34	17	51	5.0	1.0	2	3	1	1	.	
2L	LANGFORD, Ryan	11	22	24	46	7.5	2.0	1	2	1	.	22	51	57	108	9.5	2.0	1	2	1	.	.	
12	SANTOS, Ryan	11	24	20	44	0.0	.	.	1	.	.	33	56	47	103	2.0	.	.	1	.	1	.	
91	D'AVANZO, Nik	11	26	15	41	7.5	0.5	.	2	1	.	34	60	64	124	17.5	6.0	.	2	3	1	2	
22	BYRD, Markel	10	31	10	41	2.0	1.0	3	2	.	.	22	62	29	91	2.0	1.0	4	4	.	1	.	
58	DANIELS, Mauric	11	25	15	40	11.5	5.5	.	4	.	1	11	25	15	40	11.5	5.5	.	4	.	1	.	
54	WHITE, Donnie	11	18	18	36	4.5	3.0	.	1	.	.	32	33	39	72	7.0	4.0	.	3	.	1	.	
19	MARTIN, Nias	11	28	3	31	2.0	.	.	4	1	.	11	28	3	31	2.0	.	.	4	1	.	.	
21	DUNCAN, Donnie	11	27	3	30	1.0	.	.	2	.	.	43	47	11	58	1.0	.	1	3	1	1	.	
3	JONES, Cranston	11	25	4	29	2.0	.	2	4	.	.	47	76	35	111	6.0	.	6	15	1	.	.	
28	ROTHSCHILLER, Jake	11	14	12	26	3.0	.	.	1	.	.	11	14	12	26	3.0	.	.	1	.	.	.	
53	BAKER, Cody	11	12	11	23	1.5	1.0	11	12	11	23	1.5	1.0	
92	UDEH, William	11	7	8	15	2.0	31	20	20	40	4.5	1.5	.	1	.	.	.	
9H	HUGHES, Garrett	10	9	5	14	6.5	2.0	.	1	.	.	21	11	7	18	6.5	2.0	.	2	.	1	.	
8	BENNETT, Ricky	8	9	4	13	0.0	19	21	20	41	0.0
4B	BROWN, Isaiah	6	10	2	12	0.0	.	.	3	.	.	21	15	8	23	0.5	.	1	5	1	.	.	
5T	TIMMONS, Taylor	10	7	5	12	5.0	3.5	10	7	5	12	5.0	3.5	
35	MAXWELL, Kenneth	7	5	2	7	0.0	7	5	2	7	0.0	
32	ARREDONDO, Michael	11	3	3	6	0.0	39	10	9	19	0.5	.	.	.	1	.	.	
25	ANAYA, David	11	5	1	6	0.0	.	.	.	1	.	48	10	7	17	0.0	2	.	
98	OKONKWO, Kene	5	2	3	5	1.5	12	5	3	8	2.5	1.0	
9	GREEN, Travis	11	5	.	5	0.0	.	1	.	.	.	11	5	.	5	0.0	.	1	
46	WALSH, Michael	11	3	2	5	0.0	.	.	.	1	.	12	3	2	5	0.0	.	.	.	1	.	.	
29	DONALDSON, Kenya	7	2	2	4	0.5	10	2	2	4	0.5	
15	RUSSO, John	11	1	3	4	0.0	27	3	5	8	0.0	
6	PRESSLEY, Jhurell	11	1	2	3	0.0	.	.	.	1	.	48	7	8	15	0.0	.	.	.	1	1	.	
80	WHITE, Reece	11	2	1	3	0.0	.	.	.	2	.	40	3	1	4	0.0	.	.	.	2	.	.	
23	ADEWON, Tayo	10	1	1	2	0.0	15	1	1	2	0.0	
33	HART, Alex	7	1	1	2	0.0	7	1	1	2	0.0	
52	MABANY, Sam	5	1	1	2	0.0	6	1	1	2	0.0	
	TM TEAM	9	2	.	2	2.0												
4	JORDAN, Romell	6	2	.	2	0.0	15	2	1	3	0.0	
27	PARKER, Bijon	5	2	.	2	0.0	5	2	.	2	0.0	
97	ROMERO, Steven	11	.	1	1	0.0	34	.	3	3	0.0	
2W	WOODHOUSE, Diquon	9	1	.	1	0.0	9	1	.	1	0.0	
1Q	QUARELLS, Matt	7	1	.	1	0.0	7	1	.	1	0.0	
10	APODOCA, Austin	10	1	.	1	0.0	10	1	.	1	0.0	
82	HART-JOHNSON, Dela	11	1	.	1	0.0	11	1	.	1	0.0	
95	SANDERS, Jason	11	.	1	1	0.0	23	1	4	5	0.0	
59	LEE, Chris	7	.	.	.	0.0	.	.	.	1	.	16	2	1	3	1.0	1.0	.	.	1	.	.	
	Total	11	502	264	766	86	28	10	34	10	5	1											
	Opponents	11	460	226	686	59	11	10	21	7	8	2											

TEAM STATISTICS

Date	Opponent	Rushing				Receiving				Passing				Kick Returns				Punt Returns				tot off		
		no.	yds	td	lg	no.	yds	td	lg	cmp	att	int	yds	td	lg	no.	yds	td	lg	no.	yds		td	lg
Sep 05	MISS. VALLEY STATE	52	339	8	64	12	172	0	26	12	19	0	172	0	26	1	32	0	32	3	17	0	13	511
Sep 12	TULSA	47	224	2	26	11	166	1	62	11	21	1	166	1	62	5	110	0	37	0	0	0	0	390
Sep 18	at Arizona State	47	184	1	65	12	111	0	36	12	29	1	111	0	36	3	48	0	20	1	7	0	7	295
Sep 26	at Wyoming	47	302	4	56	5	107	1	64	5	8	0	107	1	64	2	45	0	30	0	0	0	0	409
Oct 03	NEW MEXICO STATE	61	401	4	70	5	45	0	12	5	17	1	45	0	12	4	78	0	34	1	0	0	0	446
Oct 10	at Nevada	37	135	1	38	19	138	0	13	19	24	1	138	0	13	2	25	0	20	0	0	0	0	273
Oct 17	HAWAII	53	197	1	33	15	195	2	37	15	26	0	195	2	37	3	114	1	100	0	0	0	0	392
Oct 24	at San Jose State	32	205	3	79	8	130	0	44	8	20	1	130	0	44	3	66	0	40	1	23	0	23	335
Nov 07	UTAH STATE	48	132	1	17	4	104	1	86	4	12	1	104	1	86	3	62	0	23	2	7	0	5	236
Nov 14	at Boise State	39	195	4	74	9	218	0	81	9	13	1	218	0	81	0	0	0	0	1	-3	0	0	413
Nov 21	COLORADO STATE	50	268	3	36	4	58	0	25	4	10	3	58	0	25	3	62	0	25	0	0	0	0	326
		513	2582	32	79	104	1444	5	86	104	199	10	1444	5	86	29	642	1	100	9	51	0	23	4026
Opponents		482	2109	16	71	202	2688	18	93	202	340	10	2688	18	93	18	402	0	56	19	63	0	18	4797

Games: 11 • Avg/rush: 5.0 • Avg/catch: 13.9 • Pass effic: 111.46 • KR avg: 22.1 • PR avg: 5.7 • All purpose avg/game: 439.5 • Total offense avg/gm: 366.0

Date	Opponent	Tackles				Sacks no-yds	Fumble		Pass Defense			blkd kick	PAT Attempts			off		
		ua	a	total	fl-yds		ff	fr-yds	int-yds	qbh	brup		kick	rush	rcv	saf	t/o	pts
Sep 05	MISS. VALLEY STATE	37	26	63	13.0-71	6.0-45	1	2-0	1-32	3	1	0	9-9	0	0	0	17	66
Sep 12	TULSA	55	28	83	5.0-24	2.0-19	0	1-0	0-0	1	4	0	3-3	0	0	0	0	21
Sep 18	at Arizona State	28	24	52	5.0-18	1.0-11	0	1-0	0-0	3	3	0	1-1	0	0	0	3	10
Sep 26	at Wyoming	44	12	56	10.0-39	3.0-22	0	0-0	2-8	0	3	0	5-5	0	0	0	3	38
Oct 03	NEW MEXICO STATE	42	12	54	10.0-43	7.0-38	1	1-0	2-15	3	3	0	4-4	1	0	1	7	38
Oct 10	at Nevada	59	14	73	8.0-18	0.0-0	0	2-77	0-0	0	0	0	2-2	0	0	0	10	17
Oct 17	HAWAII	40	34	74	4.0-12	1.0-7	0	0-0	2-29	2	3	0	4-4	0	0	0	7	28
Oct 24	at San Jose State	53	36	89	10.0-24	3.0-8	0	0-0	0-0	0	2	0	3-3	0	0	0	0	21
Nov 07	UTAH STATE	40	24	64	5.0-25	1.0-8	1	2-0	0-0	1	3	0	2-2	0	0	0	7	14
Nov 14	at Boise State	59	38	97	11.0-39	3.0-13	0	1-0	3-32	0	8	0	4-4	0	0	0	10	31
Nov 21	COLORADO STATE	45	16	61	5.0-16	1.0-5	2	0-0	0-0	1	4	1	3-3	0	0	0	0	21
		502	264	766	86.0-329	28.0-176	5	10-77	10-116	14	34	1	40-40	1	0	1	64	305
Opponents		460	226	686	59.0-202	11.0-79	8	7-0	10-91	4	21	2	32-33	0	1	0	57	289

Date	Opponent	Punting									Field Goals			Kickoffs				
		no.	yds	avg	long	blkd	tb	fc	50+	i20	md-att	long	blkd	no.	yds	avg	tb	ob
Sep 05	MISS. VALLEY STATE	1	42	42.0	42	0	0	0	0	0	1-1	28	0	11	715	65.0	5	0
Sep 12	TULSA	6	266	44.3	50	0	0	4	1	1	0-1	0	0	4	260	65.0	4	0
Sep 18	at Arizona State	9	382	42.4	61	0	1	3	2	2	1-2	32	0	3	195	65.0	2	0
Sep 26	at Wyoming	5	198	39.6	58	0	0	2	1	2	1-1	22	0	7	440	62.9	7	0
Oct 03	NEW MEXICO STATE	6	252	42.0	69	0	1	1	1	3	0-2	0	0	6	388	64.7	5	0
Oct 10	at Nevada	7	291	41.6	56	0	0	5	1	2	1-1	42	0	4	260	65.0	3	0
Oct 17	HAWAII	4	156	39.0	51	0	0	0	1	2	0-0	0	0	5	308	61.6	4	0
Oct 24	at San Jose State	4	149	37.2	50	0	0	2	1	2	0-1	0	1	4	259	64.8	1	0
Nov 07	UTAH STATE	9	366	40.7	53	0	0	2	2	2	0-0	0	0	3	191	63.7	2	0
Nov 14	at Boise State	8	337	42.1	50	0	0	1	1	1	1-1	33	0	6	385	64.2	3	1
Nov 21	COLORADO STATE	1	46	46.0	46	0	0	0	0	1	0-1	0	1	4	256	64.0	2	0
		60	2485	41.4	69	0	2	20	11	18	5-11	42	2	57	3657	64.2	38	1
Opponents		45	1898	42.2	63	0	2	7	13	18	17-22	49	1	60	3601	60.0	28	3

OPPONENT STATISTICS

Date	Opponent	Rushing				Receiving				Passing				Kick Returns			Punt Returns			tot off		
		no.	yds	td	lg	no.	yds	td	lg	cmp-att-int	yds	td	lg	no.	yds	td	lg	no.	yds		td	lg
Sep 05	MISS. VALLEY STATE	40	26	0	27	6	48	0	14	6-16-1	48	0	14	6	122	0	29	0	0	0	0	74
Sep 12	TULSA	59	279	2	22	16	321	2	69	16-30-0	321	2	69	0	0	0	0	1	0	0	0	600
Sep 18	at Arizona State	30	132	1	33	22	317	3	93	22-37-0	317	3	93	1	34	0	34	2	2	0	4	449
Sep 26	at Wyoming	30	42	0	17	30	366	4	37	30-42-2	366	4	37	0	0	0	0	1	9	0	9	408
Oct 03	NEW MEXICO STATE	39	308	3	67	12	108	0	40	12-28-2	108	0	40	1	18	0	18	1	7	0	7	416
Oct 10	at Nevada	54	351	3	50	16	166	2	27	16-19-0	166	2	27	1	25	0	25	2	1	0	1	517
Oct 17	HAWAII	51	220	2	20	13	195	1	46	13-25-2	195	1	46	1	19	0	19	2	10	0	10	415
Oct 24	at San Jose State	57	317	2	71	16	181	2	35	16-20-0	181	2	35	3	50	0	22	1	7	0	7	498
Nov 07	UTAH STATE	37	78	0	18	14	216	1	63	14-25-0	216	1	63	1	56	0	56	5	16	0	18	294
Nov 14	at Boise State	40	135	1	33	41	506	2	42	41-75-3	506	2	42	2	44	0	22	4	11	0	5	641
Nov 21	COLORADO STATE	45	221	2	30	16	264	1	57	16-23-0	264	1	57	2	34	0	23	0	0	0	0	485
New Mexico		482	2109	16	71	202	2688	18	93	202-340-10	2688	18	93	18	402	0	56	19	63	0	18	4797
New Mexico		513	2582	32	79	104	1444	5	86	104-199-10	1444	5	86	29	642	1	100	9	51	0	23	4026

Games: 11 • Avg/rush: 4.4 • Avg/catch: 13.3 • Pass effic: 137.41 • KR avg: 22.3 • PR avg: 3.3 • All purpose avg/game: 486.6 • Total offense avg/gm: 436.1

Date	Opponent	Tackles				Sacks		Fumble		Pass Defense			blkd	PAT Attempts			off				
		ua	a	total	tfl-yds	no-yds	ff	fr-yds	int-yds	qbh	brup	kick	kick	rush	rcv	saf	t/o	pts			
Sep 05	MISS. VALLEY STATE	40	30	70	3.0-5	0.0-0	0	0-0	0-0	0	4	0	0-0	0	0	0	0	0	0	0	0
Sep 12	TULSA	48	16	64	8.0-29	1.0-5	1	1-0	1-14	0	1	0	4-4	0	0	0	0	10	40		
Sep 18	at Arizona State	56	12	68	7.0-26	2.0-10	0	0-0	1-0	0	4	0	4-4	0	0	0	0	0	34		
Sep 26	at Wyoming	40	12	52	3.0-9	0.0-0	0	0-0	0-0	0	1	0	4-4	0	0	0	0	0	28		
Oct 03	NEW MEXICO STATE	46	24	70	4.0-10	0.0-0	1	1-0	1-0	1	1	0	2-3	0	0	0	0	6	29		
Oct 10	at Nevada	45	24	69	4.0-10	0.0-0	1	1-0	1-2	0	2	0	5-5	0	0	0	0	7	35		
Oct 17	HAWAII	42	30	72	7.0-33	3.0-24	2	2-0	0-0	1	3	0	3-3	0	0	0	0	10	27		
Oct 24	at San Jose State	29	20	49	2.0-3	0.0-0	0	1-0	1-11	2	4	1	4-4	0	0	0	0	7	31		
Nov 07	UTAH STATE	41	16	57	7.0-26	2.0-16	2	0-0	1-44	0	1	0	1-1	0	0	0	0	3	13		
Nov 14	at Boise State	33	24	57	9.0-26	1.0-5	1	1-0	1-0	0	0	0	3-3	0	0	0	0	7	24		
Nov 21	COLORADO STATE	40	18	58	5.0-25	2.0-19	0	0-0	3-20	0	0	1	2-2	0	1	0	0	7	28		
New Mexico		460	226	686	59.0-202	11.0-79	8	7-0	10-91	4	21	2	32-33	0	1	0	57	289			
New Mexico		502	264	766	86.0-329	28.0-176	5	10-77	10-116	14	34	1	40-40	1	0	1	64	305			

Date	Opponent	Punting										Field Goals			Kickoffs				
		no.	yds	avg	long	blkd	tb	fc	50+	i20	md-att	long	blkd	no.	yds	avg	tb	ob	
Sep 05	MISS. VALLEY STATE	9	316	35.1	44	0	0	2	0	0	0-0	0	0	1	56	56.0	0	0	
Sep 12	TULSA	3	112	37.3	55	0	0	1	1	2	4-4	34	0	9	570	63.3	4	0	
Sep 18	at Arizona State	6	274	45.7	52	0	0	1	3	2	2-2	24	0	7	427	61.0	4	0	
Sep 26	at Wyoming	5	207	41.4	55	0	0	0	2	2	0-0	0	0	4	246	61.5	1	1	
Oct 03	NEW MEXICO STATE	5	238	47.6	60	0	0	1	3	2	3-3	41	0	7	361	51.6	2	1	
Oct 10	at Nevada	3	117	39.0	49	0	1	0	0	2	0-0	0	0	6	365	60.8	4	0	
Oct 17	HAWAII	3	133	44.3	57	0	0	1	1	3	2-3	49	0	6	372	62.0	3	0	
Oct 24	at San Jose State	3	116	38.7	55	0	0	1	1	0	1-1	43	0	6	329	54.8	2	1	
Nov 07	UTAH STATE	6	279	46.5	63	0	0	0	1	4	2-3	41	0	4	225	56.2	1	0	
Nov 14	at Boise State	2	106	53.0	60	0	1	0	1	1	1-2	32	0	4	260	65.0	4	0	
Nov 21	COLORADO STATE	0	0	0.0	0	0	0	0	0	0	2-4	24	1	6	390	65.0	3	0	
New Mexico		45	1898	42.2	63	0	2	7	13	18	17-22	49	1	60	3601	60.0	28	3	
New Mexico		60	2485	41.4	69	0	2	20	11	18	5-11	42	2	57	3657	64.2	38	1	

PASSING

	Comp	Att	Int	Pct	Yards	TD	Long	Sack	Yds	Effic
Lamar Jordan										
Mississippi Valley State	7	7	0	100.0	103	0	26	0	0	223.6
Tulsa	8	14	1	57.1	141	1	62	0	0	151.0
Arizona State	4	11	0	36.4	22	0	13	1	3	53.2
at Wyoming	5	8	0	62.5	107	1	64	0	0	216.1
New Mexico State	5	17	1	29.4	45	0	12	0	0	39.9
at Nevada	9	12	0	75.0	56	0	12	0	0	114.2
Hawai'i	9	16	0	58.3	125	1	37	3	24	142.5
Utah State	2	5	0	40.0	97	1	86	0	0	269.0
Boise State	1	1	0	100.0	46	0	46	1	5	486.4
Colorado State	4	9	3	44.4	58	0	25	2	19	31.9
Austin Apodaca										
Mississippi Valley State	5	12	0	41.7	69	0	16	0	0	90.0
Tulsa	3	7	0	42.9	25	0	10	1	5	72.9
Arizona State	8	18	1	44.4	89	0	36	1	7	74.9
at Wyoming	0	0	0	0.0	0	0	0	0	0	0
at Nevada	10	12	1	83.3	82	0	13	0	0	124.1
Hawai'i	6	10	0	60.0	70	1	28	0	0	151.8
at San José State	8	20	1	40.0	130	0	44	0	0	84.6
Utah State	2	5	1	40.0	7	0	4	2	16	11.8
Boise State	8	12	1	66.7	172	0	81	0	0	170.4
Colorado State	0	1	0	0.0	0	0	0	0	0	0
Caleb Kimbro										
Mississippi Valley State	0	0	0	0.0	0	0	0	0	0	0
David Anaya										
Utah State	0	1	0	0.0	0	0	0	0	0	0
Zach Rogers										
Utah State	0	1	0	0.0	0	0	0	0	0	0

RUSHING & RECEIVING

RUSHING	No-Yds/TD	MVSU	TLS	ASU	WY	NMSU	NV	UH	SJ	US	BSU	CS	AF
GIPSON, Teriyon RB	120-695/6	DNP	9-71/2	10-35/0	4-7/0	19-142/1	11-68/1	16-80/0	9-99/1	18-86/0	10-31/1	14-76/0	
PRESSLEY, J. RB	118-676/8	10-47/1	11-42/0	17-56/0	17-103/1	18-99/1	5-13/0	13-70/1	5-19/1	7-20/0	9-132/1	6-75/2	
JORDAN, Lamar QB	114-604/5	5-62/1	9-35/0	6-3/0	15-147/1	16-157/1	8-22/0	15-29/0	DNP	11-45/0	6-7/1	23-97/1	
McQUARLEY, R. RB	37-152/5	11-53/0	1-2/0	3-3/0	5-55/2	4-14/1	4-7/0	1-2/0	DNP	2-9/1	2-2/1	4-5/0	
CHESTNUT, Daryl RB	14-122/2	6-108/2	2--5/0	-	-	-	1-2/0	-	-	2-4/0	2-14/0	1-3/0	
OWENS, Tyrone RB	19-119/3	3-11/2	4-3/0	4-72/1	1-2/0	-	3-15/0	DNP	1-7/0	-	1-3/0	2-12/0	
JORDAN, Romell RB	14-58/0	6-33/0	DNP	DNP	DNP	DNP	1-2/0	5-21/0	1-1/0	1-1/0	-	DNP	
ANAYA, David RB	12-58/1	2-12/1	-	3-22/0	2-2/0	1-5/0	1-0/0	1-4/0	2-13/0	-	-	-	
APODOCA, Austin QB	30-48/0	-	2--9/0	3--2/0	-	DNP	1-4/0	-	12-59/0	4--18/0	8-14/0	-	
WIGGINS, Carlos WR	4-47/0	0-7/0	3-33/0	-	-	-	1-7/0	-	-	-	-	-	
GAMBLIN, Dameon WR	8-47/0	2-11/0	4-42/0	1--5/0	-	-	1-1/0	-	-	-	-	-	
WOODHOUSE, Diq. RB	7-12/1	5-5/0	-	-	DNP	-	DNP	-	2-7/1	-	-	-	
ROGERS, Zack P/K	2-10/0	-	2-10/0	-	-	-	-	-	-	-	-	-	
LAWSON, JuJuan QB	1--2/0	DNP	DNP	DNP	DNP	DNP	DNP	DNP	DNP	DNP	1--2/0	DNP	
TEAM	13--64/0	2--10/0	-	DNP	3--14/0	3--16/0	-	2--9/0	-	3--15/0	DNP	-	
RECEIVING	No-Yds/TD	MVSU	TLS	ASU	WY	NMSU	NV	UH	SJ	US	BSU	CS	AF
GAMBLIN, Dameon WR	33-397/2	3-45/0	8-131/1	4-54/0	-	1-12/0	8-71/0	3-47/1	1-11/0	1-3/0	2-6/0	2-17/0	
HART-JOHNSON, D WR	10-235/1	2-25/0	1--2/0	1-2/0	1-11/0	1-12/0	2-20/0	-	-	1-86/1	1-81/0	-	
WHITE, Reece TE	12-199/0	1-26/0	-	2-22/0	-	-	2-13/0	3-72/0	3-41/0	-	-	1-25/0	
WIGGINS, Carlos WR	11-189/1	2-19/0	1-39/0	2-18/0	1-64/1	-	-	3-29/0	1-18/0	-	1-2/0	-	
GIPSON, Teriyon RB	14-158/0	DNP	1-2/0	1-1/0	1-4/0	1-6/0	4-29/0	1-3/0	1-44/0	2-15/0	1-42/0	1-16/0	
BUNDY, Marquis WR	6-97/0	-	-	-	1-20/0	2-15/0	-	-	1-11/0	-	2-51/0	-	
DAVIS, Chris WR	5-53/0	2-19/0	DNP	1-12/0	DNP	-	-	2-22/0	DNP	-	-	DNP	
CHESTNUT, Daryl RB	2-32/0	-	-	1-2/0	-	-	-	-	-	-	1-30/0	-	
JONES, Ridge WR	4-31/0	1-21/0	-	-	1-8/0	-	1--3/0	-	1-5/0	-	DNP	-	
QUARELLS, Matt WR	2-23/0	1-17/0	DNP	-	DNP	DNP	DNP	-	-	-	1-6/0	-	
JORDAN, Romell RB	3-18/0	-	DNP	DNP	DNP	DNP	1-7/0	2-11/0	-	-	-	DNP	
ANAYA, David RB	1-11/1	-	-	-	-	-	-	1-11/1	-	-	-	-	
REED, Patrick WR	1-1/0	-	-	-	-	-	1-1/0	DNP	DNP	DNP	DNP	DNP	

Total Tackles	UA-A	Total	MVSU	TLS	ASU	WY	NMSU	NV	UH	SJ	US	BSU	CS	AF
COX, Dakota LB	43-36	79	1-2	7-5	4-3	5-3	6-1	3-1	5-6	5-4	2-4	1-5	4-2	
CARSON, Kimmie LB	50-10	60	3-0	11-1	5-1	8-2	6-1	2-1	2-2	5-1	3-0	2-0	3-1	
HENRY, Daniel DB	39-18	57	2-0	1-0	0-2	4-2	3-1	4-1	2-2	8-4	2-2	7-2	6-2	
CROSBY, Lee DB	34-17	51	1-1	5-3	2-3	2-1	7-2	6-1	3-3	2-2	1-0	4-1	1-0	
LANGFORD, Ryan LB	22-24	46	1-2	1-3	1-3	2-0	2-2	4-2	3-3	3-1	1-2	3-5	1-1	
SANTOS, Ryan DB	24-20	44	0-1	2-3	2-1	2-0	1-2	3-1	6-3	3-6	2-0	1-2	2-1	
BYRD, Markel DB	31-10	41	1-0	4-5	0-2	2-0	4-0	9-1	DNP	1-0	-	9-2	1-0	
D'AVANZO, Nik DL	26-15	41	2-2	1-0	0-2	2-1	-	5-0	3-2	3-2	7-2	0-2	3-2	
DANIELS, Mauric LB	25-15	40	4-3	3-1	3-1	1-1	4-0	2-1	2-0	2-2	1-4	1-1	2-1	
WHITE, Donnie LB	18-18	36	3-2	2-0	0-1	1-0	1-1	1-2	1-3	2-2	2-2	3-3	2-2	
MARTIN, Nias DB	28-3	31	4-0	1-0	2-0	-	2-0	3-0	1-2	2-1	3-0	5-0	5-0	
DUNCAN, Donnie DB	27-3	30	2-1	2-0	5-0	5-0	-	2-0	1-0	3-0	2-1	3-1	2-0	
JONES, Cranston DB	25-4	29	1-0	2-0	1-0	4-0	-	7-1	0-2	2-1	2-0	2-0	4-0	
ROTHSCHILLER, J DB	14-12	26	0-1	-	1-0	1-0	1-0	1-1	1-1	2-4	0-1	4-1	3-3	
BAKER, Cody DL	12-11	23	1-0	-	-	-	-	-	4-2	4-3	1-1	2-4	0-1	
UDEH, William DL	7-8	15	1-1	0-2	0-1	1-1	-	-	0-1	3-0	1-1	0-1	1-0	
HUGHES, Garrett DL	9-5	14	0-2	4-0	1-1	0-1	1-0	-	-	DNP	0-1	3-0	-	
BENNETT, Ricky DB	9-4	13	1-0	4-3	-	-	DNP	2-1	-	DNP	2-0	-	DNP	
TIMMONS, Taylor DL	7-5	12	1-1	1-0	0-1	2-0	0-1	-	-	1-1	1-1	DNP	1-0	
BROWN, Isaiah DB	10-2	12	DNP	1-0	DNP	1-0	2-1	DNP	DNP	DNP	1-0	4-1	1-0	
MAXWELL, K. DB	5-2	7	DNP	DNP	-	DNP	DNP	1-0	3-0	-	-	1-2	-	
ARREDONDO, M. LB	3-3	6	0-3	1-0	-	-	-	-	-	-	1-0	-	1-0	
ANAYA, David	5-1	6	1-0	-	-	-	-	-	1-0	0-1	1-0	2-0	-	
OKONKWO, Kene DL	2-3	5	2-1	0-2	-	-	-	DNP	DNP	DNP	DNP	DNP	DNP	
GREEN, Travis DB	5-0	5	-	1-0	-	-	-	1-0	1-0	-	-	1-0	1-0	
WALSH, Michael	3-2	5	1-0	-	-	-	-	-	-	-	2-0	0-2	-	
RUSSO, John DB	1-3	4	-	-	1-1	-	-	-	0-1	0-1	-	-	-	
DONALDSON, K. DB	2-2	4	1-2	1-0	-	-	DNP	-	-	-	DNP	DNP	DNP	
WHITE, Reece	2-1	3	-	-	-	1-0	-	-	-	-	-	1-1	-	
PRESSLEY, J.	1-2	3	-	-	-	-	-	-	0-1	-	0-1	-	1-0	
MABANY, Sam DL	1-1	2	1-0	-	-	DNP	DNP	DNP	DNP	-	DNP	0-1	DNP	
PARKER, Bijon DB	2-0	2	1-0	-	-	-	1-0	DNP	DNP	DNP	DNP	DNP	DNP	
ADEWON, Tayo DB	1-1	2	0-1	-	-	-	1-0	-	-	-	-	-	DNP	
HART, Alex LB	1-1	2	DNP	DNP	DNP	DNP	-	-	1-0	-	-	0-1	-	
JORDAN, Romell	2-0	2	-	DNP	DNP	DNP	DNP	-	-	2-0	-	-	DNP	
TEAM	2-0	2	-	-	-	-	-	2-0	-	-	-	-	-	
QUARELLS, Matt	1-0	1	-	DNP	-	DNP	DNP	DNP	-	-	1-0	-	-	
SANDERS, Jason	0-1	1	-	-	0-1	-	-	-	-	-	-	-	-	
ROMERO, Steven	0-1	1	-	-	-	-	-	-	-	-	0-1	-	-	
APODOCA, Austin	1-0	1	-	-	-	-	DNP	-	-	-	1-0	-	-	
HART-JOHNSON, D	1-0	1	-	-	-	-	-	1-0	-	-	-	-	-	
WOODHOUSE, Diq.	1-0	1	1-0	-	-	DNP	-	DNP	-	-	-	-	-	

INDIVIDUAL

50-YARD TOUCHDOWN RUN

New Mexico: 74, Jhurell Pressley vs. Boise State (11/14/2015)
Opponent: 71, Tyler Ervin, San José State (10/24/2015)

70-YARD RUN

New Mexico: 74, Jhurell Pressley vs. Boise State (11/14/2015)
Opponent: 71, Tyler Ervin, San José State (10/24/2015)

70-YARD RECEPTION

New Mexico: 81, Delane Hart-Johnson from Austin Apodaca vs. Boise State (11/14/2015)
Opponent: 93, Demario Richard from Mike Bercovici, Arizona State (9/18/2015)

30 RUSHING ATTEMPTS

New Mexico: 41, Kasey Carrier at UTEP (2013)
Opponent: 36, Tyler Ervin, San José State (10/24/2015)

150 YARDS RUSHING

New Mexico: 157, Lamar Jordan vs. New Mexico State (10/3/2015)
Opponent: 263, Tyler Ervin, San José State (10/24/2015)

200 YARDS RUSHING

New Mexico: 208, Teriyon Gipson vs. Boise State (11/8/2014)
Opponent: 263, Tyler Ervin, San José State (10/24/2015)

TWO PLAYERS, 100 + YARDS RUSHING

New Mexico: Lamar Jordan (157) & Teriyon Gipson (142) vs. New Mexico State (10/3/2015)
Opponent: Don Jackson (152) & James Butler (145), Nevada (10/10/2015)

THREE PLAYERS, 100 + YARDS RUSHING

New Mexico: Kasey Carrier (192), Carlos Wiggins (119) & Cole Gautsche (108) vs. UNLV (2013)
Opponent: Alvester Alexander (151), Robert Herron (122) & Austyn Carta-Samuels (119), Wyoming (2010)

30 PASS COMPLETIONS

New Mexico: 30, B.R. Holbrook vs. Texas Tech (2010)
Opponent: 41, Brett Rypien, Boise State (11/14/2015)

50 PASS ATTEMPTS

New Mexico: 50, B.R. Holbrook vs. Texas Tech (2010)
Opponent: 75, Brett Rypien, Boise State (11/14/2015)

400 YARDS PASSING

New Mexico: 408, Casey Kelly vs. UNLV (2003)
Opponent: 506, Brett Rypien, Boise State (11/14/2015)

100 YARDS RUSHING & PASSING

New Mexico: Lamar Jordan (147 rushing, 107 passing) at Wyoming (9/26/2015)
Opponent: Brett Smith, Wyoming (138 rushing, 247 passing) (2013)

500 YARDS TOTAL OFFENSE

New Mexico: 594, Jeremy Leach vs. Utah (1989)
Opponent: 527, Derek Carr, Fresno State (2013)

10 PASS RECEPTIONS

New Mexico: 11, Ty Kirk vs. New Mexico State (2011)
Opponent: 20, Thomas Sperbeck, Boise State (11/14/2015)

150 YARDS RECEIVING

New Mexico: 209, Deon Long vs. Sam Houston State (2011)
Opponent: 281, Thomas Sperbeck, Boise State (11/14/2015)

2+ PLAYERS, 100 + YARDS RECEIVING

New Mexico: Deon Long (209) & Ty Kirk (127) vs. Sam Houston State (2011)
Opponent: Keyarris Garrett (102) and Josh Atkinson (119), Tulsa (9/12/2015)

SCORED THREE TOUCHDOWNS

New Mexico: 3, Teriyon Gipson vs. Boise State (11/8/2014)
Opponent: 3, Larry Rose III, New Mexico State (10/3/2015)

FOUR TOUCHDOWN PASSES

New Mexico: 4, Graham Leigh vs. Utah State (1998)
Opponent: 4, Cameron Coffman, Wyoming (9/26/2015)

FOUR RUSHING TOUCHDOWNS

New Mexico: 4, Kasey Carrier at UTEP (2013)
Opponent: 5, Dee Hart, Colorado State (11/22/2014)

THREE TOUCHDOWN RECEPTIONS

New Mexico: 3, Deon Long vs. Sam Houston State (2011)
Opponent: 3, Matt Miller, Boise State (2013)

FIVE FIELD GOALS

New Mexico: 5, James Aho vs. Arizona (2008)
Opponent: 5, Drew Dunning, Washington St. (2003)

50-YARD FIELD GOAL

New Mexico: 51, James Aho vs. Wyoming (2010)
Opponent: 52, Ben Jaekle, UNLV (2008)

TWO INTERCEPTIONS

New Mexico: 2, Lee Crosby vs. Hawai'i (10/17/15)

Opponent: 2, Jon Davis, Air Force (2009)

TWO FUMBLE RECOVERIES

New Mexico: 2, A.J. Butler vs. Utah (2010)
Opponent: 2, A.J. Butler vs. Utah (2010)

PUNT RETURN FOR TOUCHDOWN (no block)

New Mexico: 63 yards, Dwight Counter vs. Weber State (2002)
Opponent: 65 yards, Jolo Natson, Utah State (2013)

TWO PUNT RETURNS FOR TOUCHDOWN (no block)

New Mexico: Has not occurred
Opponent: 64 yards, 61 yards Cliff Harris, Oregon (2010)

KICKOFF RETURN FOR A TOUCHDOWN

New Mexico: 100 yards, Carlos Wiggins vs. Hawai'i (10/17/15)
Opponent: 100 yards, Mike Edwards, Hawai'i (2012)

INTERCEPTION RETURN FOR TOUCHDOWN

New Mexico: 32 yards, Travis Green vs. Mississippi Valley State (9/5/2015)
Opponent: 65 yards, Alex Means, Air Force (2012)

BLOCKED PAT

New Mexico: Brett Bowers at UTSA (10/4/2014)
Opponent: Troy Timmerman, Air Force (2013)

BLOCKED FIELD GOAL

New Mexico: Nik D'Avanzo vs. Colorado State (11/21/2015)
Opponent: DeAndre Elliott, Colorado State (11/21/2015)

BLOCKED FIELD GOAL RETURN

New Mexico: 45 yards, Anthony Hooks vs. UTEP (2010)
Opponent: Has not occurred

BLOCKED PUNT

New Mexico: Victor James at San Diego State (2009)
Opponent: Kamalei Correa, Boise State (11/8/2014)

FUMBLE RETURN FOR A TOUCHDOWN

New Mexico: 77 yards, Nias Martin vs. Nevada (10/10/2015)
Opponent: 25 yards, Marlon Johnson, Nevada (2011)

DEFENSIVE TWO-POINT CONVERSION

New Mexico: Brandon Branch vs. Arizona State (9/6/2014)
Opponent: Has not occurred

TEAM

OVERTIME GAME

Won 42-35 (OT) at UTEP (2013)
SHUTOUT
New Mexico: 66-0 vs. Mississippi Valley State (9/5/2015); FBS: 24-0 vs. Wyoming (2008)
Opponent: 45-0, Texas (2012)

50 POINTS

New Mexico: 66 vs. Mississippi Valley State (9/5/2015)
Opponent: 60, Boise State (11/8/2014)

60 RUSHING ATTEMPTS

New Mexico: 61 vs. New Mexico State (10/3/2015)
Opponent: 74, Air Force (10/18/2014)

300 YARDS RUSHING

New Mexico: 401 vs. New Mexico State (10/3/2015)

Opponent: 317, San José State (10/24/2015)

400 YARDS RUSHING

New Mexico: 401 vs. New Mexico State (10/3/2015)
Opponent: 423, Arizona State (9/6/2014)

FOUR RUSHING TDS

New Mexico: 4 vs. New Mexico State (10/3/2015)
Opponent: 5, Colorado State (11/22/2014)

400 YARDS PASSING

New Mexico: 434 vs. Sam Houston State (2011)
Opponent: 506, Boise State (11/14/2015)

FOUR PASSING TDS

New Mexico: 4 vs. Sam Houston State (2011)
Opponent: 4 at Wyoming (9/26/2015)

500 YARDS TOTAL OFFENSE

New Mexico: 511 vs. Mississippi Valley State (9/5/2015)
Opponent: 641, Boise State (11/14/2015)

30 FIRST DOWNS

New Mexico: 33 vs. San Diego State (2005)
Opponent: 40, Boise State (11/14/2015)

INTERCEPTED FIVE PASSES

New Mexico: 5 vs. San Diego State (2003)
Opponent: 5, Colorado State (2001)

100 YARDS IN PENALTIES

New Mexico: 132 at Boise State (11/14/2015)
Opponent: 141, BYU (2010)

LOST FIVE FUMBLES

New Mexico: 5 vs. Brigham Young (1984)
Opponent: 5, Air Force (2007)

FAILED TO GAIN 100 YARDS RUSHING

New Mexico: 84 vs. Texas Tech (2012)
Opponent: 42 at Wyoming (9/26/2015)

FAILED TO GAIN 100 YARDS PASSING

New Mexico: 58 vs. Colorado State (11/21/2015)
Opponent: 48 vs. Mississippi Valley State (9/5/2015)

FAILED TO GAIN 200 YARDS TOTAL OFFENSE

New Mexico: 127, Texas Tech (2012)
Opponent: 74 vs. Mississippi Valley State (9/5/2015)

RECORDED A SAFETY

New Mexico: Maurice Daniels sacked New Mexico State's Nick Jeanty in the end zone (10/3/2015)
Opponent: Team safety, TCU (2009)

NO PUNTS

New Mexico: vs. Colorado State (2013)
Opponent: Colorado State (11/21/2015)

SCORED TDS ON OFFENSE, DEFENSE AND SPECIAL TEAMS

New Mexico: vs. Wyoming (11/29/2014)
Opponent: Utah (2010)

TOP MARKS BY UNM OPPONENTS VS. LOBOS

	INDIVIDUAL	TEAM	INDIVIDUAL	TEAM
First Downs	40, Boise State (11/14/2015)	INTs	3, Gerald Campbell, UTEP (1950)	
Rushing Att.	47, Steve Bartalo, CSU (1985)		3, Gene Franz, BYU (1962)	
		82, Air Force (1987)	3, Derwin Gray, BYU (1990)	
Rushing Yards	325, Andre Davis, TCU (1994)			7, UTEP (1950)
		646, Air Force (1987)		7, West Texas (1950)
Long TD	94, Alvester Alexander, Wyoming (2010)			7, Arizona (1953)
Rushing Tds	6, Kapri Bibbs, Colorado State (2013)		Rec. Yards	281, Thomas Sperbeck, Boise State (11/14/2015)
		10, Air Force (1987)	Receptions	22, Jay Miller, BYU (1973)
Pass Att.	75, Brett Rypien, Boise State (11/14/2015)		TD Rec.	4, Kirk Pendleton, BYU (1983)
	74, Boise State (11/14/2015)			4, Roger Garidel, Utah (1971)
Pass Comp.	47, Chase Holbrook, New Mexico St. (2007)		INT Return	100, Larry Durham, UTEP (1962)
	47, New Mexico St. (2007)		Field Goals	5, Hawai'i (1981)
Passing Yards	585, Robbie Bosco, BYU (1985)			5, Washington St. (2003)
		585, BYU (1985)	Long FG	56, Owen Pochman, BYU (2000)
Long Pass	98, Jack Steptoe from Dan Hagemann, Utah (1976)		Punts	13, Lonnie Crittenden, UTEP (1962)
Total Plays	84, Brad Smith, Missouri (2005)			13, UTEP (1962)
		105, Missouri (2005)		13, UTEP (1983)
Total Off.	592, Robbie Bosco, BYU (1985)		Long Punt	89, Jeff Babcock, Colorado St. (2004)
		822, Fresno State (2013)	Punt Return	95, Morris Owens, Arizona St. (1972)
TD Passes	7, Derek Carr, Fresno State (2013)		KO Return	100, Cedric Johnson, UTEP (1996)
		7, Fresno State (2013)		100, Ivory McCann, Texas Tech (2001)
		7, UTEP (1967)		

SEASON BOX SCORES



0 **GAME 1 - SEPT. 5, 2015**
ALBUQUERQUE, N.M.
ATT: 21,930

66

ALBUQUERQUE, N.M. — The University of New Mexico got a school-record tying eight rushing touchdowns and UNM's defense allowed fewer than 100 yards and recorded its first shutout since 2008 as the Lobos opened the season with a 66-0 win over Mississippi Valley State of the FCS.

The win was the largest shutout victory in 65 years, and the largest margin of victory in 55 years. The Lobos rolled up 511 yards while allowing just 74. The game actually opened up with the Delta Devils holding UNM to a three-and-out, forcing a punt. That punt was the only punt of the game as UNM scored on its next nine drives.

UNM opened the scoring with a 28-yard touchdown run from Lamar Jordan, who also went a perfect 7-for-7 passing on the evening. The Lobos then caught a break when a Romell Jordan fumble rolled into the end zone for a touchdown when starting left tackle Reno Henderson fell on the ball. It marked the first touchdown by an offensive lineman in at least 40 years. UNM then scored 17 seconds later after a fumble when Jhurrell Pressley darted in, and the rout was on.

Tyrone Owens scored two second quarter touchdowns, David Anaya added one in the third, and Daryl Chestnut's first two career carries went for 64- and 37-yard scores. Travis Green ended the scoring with a 32-yard touchdown on an interception return.

Kicker Jason Sanders, who won the placekicking job in camp, was 9-for-9 on extra points and hit a 28-yard field goal.

TEAM NOTES:

- *Attendance, despite a downpour right before the game, was 21,930. UNM's season tickets sales hit 10,277.
- *New Mexico's 38 first half points were tied for the ninth-most in school history for any half and tied for the sixth-most in school history for a first half.
- *UNM's eight rushing touchdowns tied the school record for rushing touchdowns in a game. UNM had previously done it four other times, the last against San Diego State on October 18, 2008 in a 70-7 Lobo win. It also tied the Mountain West record for rushing touchdowns in a game.
- *New Mexico held Mississippi Valley State to 26 yards rushing. The last time UNM allowed fewer than 100 yards rushing was in 2012 when the Lobos held Wyoming to just 55 yards.
- *It was the third time Bob Davie's team has scored 66 points (66-17 vs. NMSU in 2013, 66-17 vs. Southern in 2012).

UNIVERSITY OF NEW MEXICO FOOTBALL



40 **GAME 2 - SEPT. 12, 2015**
ALBUQUERQUE, N.M.
ATT: 24,167

21

ALBUQUERQUE, N.M. — The University of Tulsa was consistent, scoring 10 points in each quarter as New Mexico made a rash of uncharacteristic mistakes and lost to the Golden Hurricane 40-21 in front of 24,167 on Branch Field at University Stadium.

The game saw the lead see-saw back in forth in the opening half. UNM opened the scoring with a quick and efficient six-play drive, all on the ground with the last 13 from Teriyon Gipson, but Tulsa answered right back, and even faster. The Golden Hurricane got a 69-yard pass from Dane Evans for Josh Atkinson on their third play for a 7-7 game. After the first of four Redford Jones field goals made it 10-7, Lamar Jordan hit Dameon Gamblin for a 62-yard touchdown and UNM led 14-10 after one. Tulsa took the lead for good on another long Evans pass, this 41 yards for Kevan Lucas for a 17-14 lead.

Tulsa eventually was up 23-14 in the third when UNM got closer on a 4-yard Gipson run, and then after a stop, the Lobos had a chance for the lead but Jason Sanders missed from 42-yards out. Tulsa then went out and scored to make it 30-21 on a 1-yard run by D'Angelo Brewer.

After Jones' fourth field goal made it 33-21, it looked like UNM got within a score on a diving touchdown catch by Carlos Wiggins, but UNM was called for an illegal shift, its 13th and penultimate penalty of the game. On the next play, Jordan was intercepted, and it was all academic after that.

The Lobos did get a career night from receiver Dameon Gamblin, who caught a career-high eight passes for a career-best 131 yards. He also added 42 yards rushing on four carries.

TEAM NOTES:

- *New Mexico's second TD drive of the second quarter was actually 101 yards due to penalties.
- *New Mexico was shutout in a quarter for the first time this season when they didn't score in the second quarter.
- *The 154 penalty yards were the first time going over 100 yards since October 9, 2010 when the Lobos had 115 yards in penalties at New Mexico State. It actually was the most since 159 penalty yards against New Mexico State (on 15 penalties) in a 28-27 loss to the Aggies on September 19, 1998.
- *The nine penalties in the first half were tied for the most in any entire game in the Davie era. UNM had nine at Texas in 2012. Of the nine penalties in the first half, seven were personal fouls. UNM's total of 154 penalty yards nearly doubled the previous high under Bob Davie, which was 79 in 2012 against Texas.

Box Score (Final) The Automated ScoreBook

Miss. Valley State vs New Mexico (Sep 05, 2015 at Albuquerque, N.M.)

Score by Quarters	1	2	3	4	Total
Miss. Valley State	0	0	0	0	0
New Mexico	21	17	21	7	66

Qtr	Time	Scoring play
1st	08:08	NM - JORDAN, Lamar 28 yd run (SANDERS, Jason kick), 4-72 1:19
	02:38	NM - HENDERSON, Reno 0 yd fumble recovery (SANDERS, Jason kick), 9-74 3:14
	02:21	NM - PRESSLEY, Jhurrell 7 yd run (SANDERS, Jason kick), 1-7 0:04
2nd	13:26	NM - OWENS, Tyrone 8 yd run (SANDERS, Jason kick), 7-34 2:47
	08:43	NM - OWENS, Tyrone 1 yd run (SANDERS, Jason kick), 6-32 2:41
	00:32	NM - SANDERS, Jason 28 yd field goal, 14-69 2:55
3rd	10:28	NM - ANAYA, David 1 yd run (SANDERS, Jason kick), 4-45 1:13
	05:47	NM - CHESTNUT, Daryl 64 yd run (SANDERS, Jason kick), 3-73 1:18
	02:28	NM - CHESTNUT, Daryl 37 yd run (SANDERS, Jason kick), 4-50 1:41
4th	08:33	NM - GREEN, Travis 32 yd interception return (SANDERS, Jason kick)

	MVSU	NM
FIRST DOWNS	8	26
RUSHES-YARDS (NET)	40-26	52-339
PASSING YDS (NET)	48	172
Passes Att-Comp-Int	16-6-1	19-12-0
TOTAL OFFENSE PLAYS-YARDS	56-74	71-511
Fumble Returns-Yards	0-0	0-0
Punt Returns-Yards	0-0	3-17
Kickoff Returns-Yards	6-122	1-32
Interception Returns-Yards	0-0	1-32
Punts (Number-Avg)	9-35.1	1-42.0
Fumbles-Lost	2-2	2-0
Penalties-Yards	9-50	6-55
Possession Time	32:40	27:20
Third-Down Conversions	4 of 14	5 of 10
Fourth-Down Conversions	1 of 1	2 of 3
Red-Zone Scores-Chances	0-1	6-7
Sacks By: Number-Yards	13-40	6-45

RUSHING: Miss. Valley State-Stokes, Jr., Th 13-40; Scott, Dontrine 2-13; Price, Tre 3-8; Howard, Demariu 1-4; Foster, Gregory 1-2; Barron, Terrenc 1-1; Chambers, Booke 2-0; Dobson, Jeremy 5-minus 12; Peterson, Quant 12-minus 30. New Mexico-CHESTNUT, Daryl 6-108; JORDAN, Lamar 5-62; McQUARLEY, Richard 11-53; PRESSLEY, Jhurrell 10-47; JORDAN, Romel 5-33; ANAYA, David 2-12; OWENS, Tyrone 3-11; GAMBLIN, Dameon 2-11; WOODHOUSE, Diqun 5-5; TEAM 2-minus 10; HENDERSON, Reno 0-0; WIGGINS, Carlos 0-7.

PASSING: Miss. Valley State-Peterson, Quant 1-9-1-10; Scott, Dontrine 5-7-0-38. New Mexico-APODOCA, Austin 5-12-0-69; JORDAN, Lamar 7-7-0-103.

RECEIVING: Miss. Valley State-Howard, Demariu 2-18; Daniels, Keenan 2-12; Stokes, Jr., Th 1-10; Bryant, Jessie 1-8. New Mexico-GAMBLIN, Dameon 3-45; HART-JOHNSON, Delane 2-25; DAVIS, Chris 2-19; WIGGINS, Carlos 2-19; WHITE, Reece 1-26; JONES, Ridge 1-21; QUARELLS, Matt 1-17.

INTERCEPTIONS: Miss. Valley State-None. New Mexico-GREEN, Travis 1-32.

FUMBLES: Miss. Valley State-Chambers, Booke 1-1; Peterson, Quant 1-1. New Mexico-JORDAN, Romell 1-0; WOODHOUSE, Diqun 1-0.

Miss. Valley State (0-1) vs. New Mexico (1-0)
Date: Sep 05, 2015 • Site: Albuquerque, N.M. • Stadium: University Stadium
Attendance: 21930

Kickoff time: 6:05 pm • End of Game: 9:10 • Total elapsed time: 3:05
Officials: Referee: Dan Lewis; Umpire: Phillip Anaya; Linesman: Tim Crowley;
Line Judge: Gerald Woodruff; Back Judge: Bobby Lynn; Field Judge: Allan Nicholson;
Side Judge: Bill Roberts; Center Judge: Anthony Carter;
Temperature: 79 • Wind: SW 9mph • Weather: Showers

Box Score (Final) The Automated ScoreBook

Tulsa vs New Mexico (Sep 12, 2015 at Albuquerque, N.M.)

Score by Quarters	1	2	3	4	Total
Tulsa	10	10	10	10	40
New Mexico	14	0	7	0	21

Qtr	Time	Scoring play
1st	12:12	NM - GIPSON, Teriyon 13 yd run (SANDERS, Jason kick), 6-75 2:48
	11:26	TLS - ATKINSON, Josh 69 yd pass from EVANS, Dane (JONES, Redford kick), 3-75 0:46
	07:56	TLS - JONES, Redford 34 yd field goal, 8-56 2:18
	02:42	NM - GAMBLIN, Dameon 62 yd pass from JORDAN, Lamar (SANDERS, Jason kick), 11-75 5:14
2nd	11:30	TLS - LUCAS, Kevan 41 yd pass from EVANS, Dane (JONES, Redford kick), 3-58 0:45
	03:56	TLS - JONES, Redford 22 yd field goal, 14-68 5:44
	12:00	TLS - JONES, Redford 23 yd field goal, 12-69 3:00
3rd	09:54	NM - GIPSON, Teriyon 4 yd run (SANDERS, Jason kick), 6-63 1:58
	03:02	TLS - BREWER, D'Angelo 1 yd run (JONES, Redford kick), 8-75 1:56
4th	10:40	TLS - JONES, Redford 24 yd field goal, 7-35 1:45
	04:07	TLS - LANGER, Zack 5 yd run (JONES, Redford kick), 9-63 3:17

	TLS	NM
FIRST DOWNS	31	18
RUSHES-YARDS (NET)	59-279	47-224
PASSING YDS (NET)	321	166
Passes Att-Comp-Int	30-16-0	21-11-1
TOTAL OFFENSE PLAYS-YARDS	89-600	68-390
Fumble Returns-Yards	0-0	0-0
Punt Returns-Yards	1-0	0-0
Kickoff Returns-Yards	0-0	5-110
Interception Returns-Yards	1-14	0-0
Punts (Number-Avg)	3-37.3	6-44.3
Fumbles-Lost	1-1	2-1
Penalties-Yards	7-56	14-154
Possession Time	30:56	29:04
Third-Down Conversions	9 of 18	4 of 15
Fourth-Down Conversions	0 of 1	2 of 3
Red-Zone Scores-Chances	6-7	2-2
Sacks By: Number-Yards	1-5	2-19

RUSHING: Tulsa-LANGER, Zack 33-139; BREWER, D'Angelo 20-133; LUCAS, Kevan 2-20; EVANS, Dane 4-minus 13. New Mexico-GIPSON, Teriyon 9-71; GAMBLIN, Dameon 4-42; PRESSLEY, Jhurrell 11-42; JORDAN, Lamar 9-35; WIGGINS, Carlos 3-33; ROGERS, Zack 2-10; OWENS, Tyrone 4-3; McQUARLEY, Richard 1-2; CHESTNUT, Daryl 2-minus 5; APODOCA, Austin 2-minus 9.

PASSING: Tulsa-EVANS, Dane 16-30-0-321. New Mexico-JORDAN, Lamar 8-14-1-141; APODOCA, Austin 3-7-0-25.

RECEIVING: Tulsa-GARRETT, Keyarris 7-102; LUCAS, Kevan 4-65; ATKINSON, Josh 3-119; FLOYD, Conner 1-26; DIXON, Mandel 1-9. New Mexico-GAMBLIN, Dameon 8-131; WIGGINS, Carlos 1-39; HART-JOHNSON, Delane 1-minus 2; GIPSON, Teriyon 1-minus 2.

INTERCEPTIONS: Tulsa-THOMAS, Kerwin 1-14. New Mexico-None.

FUMBLES: Tulsa-LOUIE, Bishop 1-1. New Mexico-CHESTNUT, Daryl 1-0; GIPSON, Teriyon 1-1.

Tulsa (2-0) vs. New Mexico (1-1)
Date: Sep 12, 2015 • Site: Albuquerque, N.M. • Stadium: University Stadium
Attendance: 24167

Kickoff time: 6:04 pm • End of Game: 9:18 • Total elapsed time: 3:14
Officials: Referee: Todd LaPenta; Umpire: Jeffrey Akers; Linesman: Jeremy McCurley;
Line Judge: Charles Twiddy; Back Judge: Mike Griffith; Field Judge: Rick Santilli;
Side Judge: Ben Vasconcelis; Center Judge: Terry Killens;
Temperature: 91 • Wind: none • Weather: Perfect

SEASON BOX SCORES

UNIVERSITY OF NEW MEXICO FOOTBALL



10 **GAME 3 - SEPT. 18, 2015**
TEMPE, ARIZ.
ATT: 43,310



34



38 **GAME 4 - SEPT. 26, 2015**
LARAMIE, WYO.
ATT: 18,723



28

Tempe, Ariz. --- The New Mexico Lobos had a promising opening half but a pair of touchdowns sandwiched around halftime put the Sun Devils up 17-0 and they went on the outlast UNM 34-10 in the first road game of the season for New Mexico.

The Lobos (1-2) held defensively on its opening two drives with a pair of 3-and-outs, allowing just two yards of offense. UNM offensively was able to pick up first downs but not get into scoring range. The Sun Devils had the only score in the first 29 minutes on a Zane Gonzalez 22-yard field goal. UNM held on that drive that saw ASU (2-1) have first and goal at the 1-yard line.

UNM drove down into scoring range behind Austin Apodaca for a shot at a tying 35-yard field goal, but it was pushed wide right by Jason Sanders. ASU then went 80 yards in eight plays and scored on a 14-yard pass with 37 seconds left to take a 10-0 lead into the half.

The Sun Devil then got the opening second half kick and drove 66 yards in five plays and went up 17-0 on a 33-yard pass.

UNM answered with a career-long 65-yard touchdown up the gut by Tyrone Owens. After ASU answered with a touchdown of its own, Sanders atoned for his earlier miss with a 32-yard field goal to make it 24-10.

A huge swing came in the fourth when it looked like UNM had a safety after Mike Bercovici on heavy pressure from Garrett Hughes threw a ball into the turf at his 3-yard line, but the play was ruled to have gone beyond the line of scrimmage. ASU hurried to the line and Bercovici scrambled and hit Demario Richard for a 93-yard TD on what amounted to a broken play to make it 31-10.

UNM, after an ASU field goal, drove into scoring territory, but Apodaca was intercepted in the end zone on a pass intended for Reece White. Each team punted once after that and ASU took a knee at its own 4-yard line to end the game. Overall, UNM was outgained 449-296. The Lobo defense had five three-and-outs and twice held ASU to field goals in the red zone.

UNM opens conference play with Wyoming next Saturday in Laramie at 1 p.m. on ROOT Sports.

LARAMIE, Wyo. --- The University of New Mexico got 147 yards rushing and 107 yards passing from Lamar Jordan and UNM's defense allowed just 42 yards rushing and had a pair of fourth quarter interceptions as Lobos went on the road and won 38-28 at Wyoming in the Mountain West opener for both teams.

The win for the Lobos ended a nine-game losing streak in Mountain West openers and it gives the Lobos a two-game conference winning streak dating back to last year, both wins coming over Wyoming.

The day got off to a rousing start two plays into the game when Lamar Jordan raced for a 56-yard untouched touchdown just 46 seconds into the game. UNM went up 14-0 in the first quarter when Jhurrell Pressley, who went over the 2,000-yard mark for his career in the game, bounced one to the outside for a 19-yard touchdown.

Wyoming got it to 14-7 on the first of four Cameron Coffman touchdown passes, but that would be as close as they would get. A 64-yard Jordan to Carlos Wiggins touchdown strike made it 21-7 and Richard McQuarley scored his first career touchdown from three yards out for a 28-7 lead.

Up 28-14 in the second half, UNM got a stop on third-and-one at midfield and Wyoming elected to punt the ball away. The Lobos took that punt and drove to the Wyoming 43, facing a fourth-and-one of their own. UNM elected to go for it, and McQuarley raced 43 yards for a touchdown and an insurmountable 35-14 lead.

Wyoming got a touchdown on a replay reversal late in the third quarter to make it 35-21, but UNM got interceptions on back-to-back offensive plays for Wyoming to seal it. First Markel Byrd made a leaping snag at the UNM 21-yard line to thwart a possession, and then Dakota Cox, who had a career-high 3.5 tackles for loss, picked off a pass inside the Wyoming 20 that led to a Jason Sanders field goal.

Wyoming closed the scoring with a ricochet touchdown that bounced into the unsuspecting hands of Josh Harshman with 43 seconds left. UNM recovered the outside kick and ran out the clock.

Box Score (Final) The Automated ScoreBook New Mexico vs Arizona State (Sep 18, 2015 at Tempe, Ariz.)

Score by Quarters	1	2	3	4	Total
New Mexico	0	0	10	0	10
Arizona State	0	10	14	10	34

Qtr Time Scoring play

2nd	11:26	ASU - Gonzalez, Zane 22 yd field goal, 17-74 5:13
	00:37	ASU - White, Tim 14 yd pass from Bercovici, Mike (Gonzalez, Zane kick), 8-80 1:59
3rd	12:55	ASU - Richard, Demario 33 yd pass from Bercovici, Mike (Gonzalez, Zane kick), 5-66 1:59
	11:15	NM - OWENS, Tyrone 65 yd run (SANDERS, Jason kick), 4-75 1:40
	05:46	ASU - Bercovici, Mike 8 yd run (Gonzalez, Zane kick), 8-63 2:47
	01:44	NM - SANDERS, Jason 32 yd field goal, 6-7 2:29
4th	13:26	ASU - Richard, Demario 93 yd pass from Bercovici, Mike (Gonzalez, Zane kick), 3-93 0:28
	06:55	ASU - Gonzalez, Zane 24 yd field goal, 8-44 2:54

	NM	ASU
FIRST DOWNS	15	19
RUSHES-YARDS (NET)	47-184	30-132
PASSING YDS (NET)	111	317
Passes Att-Comp-Int	29-12-1	37-22-0
TOTAL OFFENSE PLAYS-YARDS	76-295	67-449
Fumble Returns-Yards	0-0	0-0
Punt Returns-Yards	1-7	2-2
Kickoff Returns-Yards	3-48	1-34
Interception Returns-Yards	0-0	1-0
Punts (Number-Avg)	9-42.4	6-45.7
Fumbles-Lost	0-0	2-1
Penalties-Yards	5-35	3-25
Possession Time	36:21	23:39
Third-Down Conversions	9 of 21	6 of 15
Fourth-Down Conversions	1 of 1	1 of 1
Red-Zone Scores-Chances	1-2	4-4
Sacks By: Number-Yards	1-11	2-10

RUSHING: New Mexico-OWENS, Tyrone 4-72; PRESSLEY, Jhurrell 17-56; GIPSON, Teriyon 10-35; ANAYA, David 3-22; JORDAN, Lamar 6-3; McQUARLEY, Richard 3-3; APODOCA, Austin 3-minus 2; GAMBLIN, Dameon 1-minus 5. Arizona State-Richard, Demario 15-104; Bercovici, Mike 8-15; Foster, D.J. 5-8; Brimhall, Jacom 1-6; TEAM 1-minus 1.

PASSING: New Mexico-APODOCA, Austin 8-18-1-89; JORDAN, Lamar 4-11-0-22. Arizona State-Bercovici, Mike 22-37-0-317.

RECEIVING: New Mexico-GAMBLIN, Dameon 4-54; WHITE, Reece 2-22; WIGGINS, Carlos 2-18; DAVIS, Chris 1-12; HART-JOHNSON, Delane 1-2; CHESTNUT, Daryl 1-2; GIPSON, Teriyon 1-1. Arizona State-Richard, Demario 4-151; Lucien, Devin 4-43; White, Tim 4-42; Foster, D.J. 4-16; Kohl, Kody 3-23; Jefferson, Ellis 2-18; Chambers, Gary 1-24.

INTERCEPTIONS: New Mexico-None. Arizona State-Simone, Jordan 1-0.

FUMBLES: New Mexico-None. Arizona State-White, Tim 1-1; Bercovici, Mike 1-0.

New Mexico (1-2) vs. Arizona State (2-1)
Date: Sep 18, 2015 • Site: Tempe, Ariz. • Stadium: Sun Devil Stadium
Attendance: 43310

Kickoff time: 7:07 pm • End of Game: 10:18 • Total elapsed time: 3:11
Officials: Referee: L. Clark; Umpire: M. Jordan; Linesman: B. Day;
Line Judge: J. Robinson; Back Judge: J. Nelson; Field Judge: J. Morton;
Side Judge: B. Hulscher; Center Judge: J. Love;
Temperature: 96 • Wind: WNW 9 • Weather: Partly Cloudy

Box Score (Final) The Automated ScoreBook New Mexico vs Wyoming (Sep 26, 2015 at LARAMIE, Wyo.)

Score by Quarters	1	2	3	4	Total
New Mexico	14	14	7	3	38
Wyoming	0	14	7	7	28

Qtr Time Scoring play

1st	14:14	NM - JORDAN, Lamar 56 yd run (SANDERS, Jason kick), 2-69 0:46
	02:41	NM - PRESSLEY, Jhurrell 19 yd run (SANDERS, Jason kick), 7-75 3:15
2nd	11:54	WY - WICK, Shaun 13 yd pass from COFFMAN, C. (BAILEY, Tristan kick), 11-75 5:47
	06:18	NM - WIGGINS, Carlos 64 yd pass from JORDAN, Lamar (SANDERS, Jason kick), 1-64 0:12
	01:21	NM - McQUARLEY, Richard 3 yd run (SANDERS, Jason kick), 7-61 3:21
	00:26	WY - HOLLISTER, J. 14 yd pass from COFFMAN, C. (BAILEY, Tristan kick), 7-75 0:55
3rd	07:43	NM - McQUARLEY, Richard 43 yd run (SANDERS, Jason kick), 7-80 3:36
	03:25	WY - GENTRY, Tanner 11 yd pass from COFFMAN, C. (BAILEY, Tristan kick), 8-75 4:18
4th	05:19	NM - SANDERS, Jason 22 yd field goal, 4-5 2:05
	00:43	WY - HARSHMAN, Josh 26 yd pass from COFFMAN, C. (BAILEY, Tristan kick), 8-59 1:12

	NM	WY
FIRST DOWNS	15	26
RUSHES-YARDS (NET)	47-302	30-42
PASSING YDS (NET)	107	366
Passes Att-Comp-Int	8-5-0	42-30-2
TOTAL OFFENSE PLAYS-YARDS	55-409	72-408
Fumble Returns-Yards	0-0	0-0
Punt Returns-Yards	0-0	1-9
Kickoff Returns-Yards	2-45	0-0
Interception Returns-Yards	2-8	0-0
Punts (Number-Avg)	5-39.6	5-41.4
Fumbles-Lost	0-0	1-0
Penalties-Yards	6-69	10-98
Possession Time	29:51	30:09
Third-Down Conversions	5 of 12	7 of 14
Fourth-Down Conversions	1 of 1	1 of 2
Red-Zone Scores-Chances	3-3	3-4
Sacks By: Number-Yards	3-22	0-0

RUSHING: New Mexico-JORDAN, Lamar 15-147; PRESSLEY, Jhurrell 17-103; McQUARLEY, Richard 5-55; GIPSON, Teriyon 4-7; OWENS, Tyrone 1-2; ANAYA, David 2-2; TEAM 3-minus 14. Wyoming-HILL, Brian 18-49; TAPSCOTT, Josh 1-3; WICK, Shaun 5-minus 2; COFFMAN, C. 6-minus 8.

PASSING: New Mexico-JORDAN, Lamar 5-8-0-107. Wyoming-COFFMAN, C. 30-42-2-366.

RECEIVING: New Mexico-WIGGINS, Carlos 1-64; BUNDY, Marquis 1-20; HART-JOHNSON, Delane 1-11; JONES, Ridge 1-8; GIPSON, Teriyon 1-4. Wyoming-GENTRY, Tanner 9-130; MAULHARDT, Jake 7-67; HOLLISTER, J. 1-0; WICK, Shaun 3-35; PRICE, James 2-26; HARSHMAN, Josh 1-26; OVERSTREET, K. 1-11; VAN MAANEN, D. 1-0; HILL, Brian 1-minus 4.

INTERCEPTIONS: New Mexico-COX, Dakota 1-8; BYRD, Markel 1-0. Wyoming-None.

FUMBLES: New Mexico-None. Wyoming-PRICE, James 1-0.

New Mexico (2-2, 1-0) vs. Wyoming (0-4, 0-1)
Date: Sep 26, 2015 • Site: LARAMIE, Wyo. • Stadium: War Memorial Stadium
Attendance: 18723

Kickoff time: 1:08 pm • End of Game: 4:10 pm • Total elapsed time: 3:02
Officials: Referee: C. Castleberry; Umpire: Jim Adams; Linesman: Bill Scott;
Line Judge: Frank LeBlanc; Back Judge: Joe Wetzel; Field Judge: Randy Smith;
Side Judge: Fulton Carson; Center Judge: Stacy Hardin;
Temperature: 77 • Wind: S NW • Weather: Sunny

SEASON BOX SCORES



28 **GAME 5 - OCT. 3, 2015**
ALBUQUERQUE, N.M.



39 **ATT: 30,900**

ALBUQUERQUE, N.M. --- Down 29-14 after a third quarter field goal, UNM stormed back scoring the final 24 points as the Lobos won the 106th installment of the Rio Grande Rivalry 38-29 over New Mexico State, UNM's fourth straight win in the series and pushing the Lobos over .500 at 3-2 for the season.

The Lobo defense came up huge in the second half, holding New Mexico State to just 62 yards and three points which came after Carlos Wiggins fumbled the opening second half kickoff. While NMSU turned that fumble into a field goal, the Aggies would pick up just 51 yards the rest of the half.

From there, the comeback was on. Wiggins atoned for his fumble with a 34-yard return to set up UNM at the Aggie 40, and the Lobos went 10 plays and scored on a 6-yard Richard McQuarley run. Lamar Jordan added a two-point conversion run to cut the lead to 29-22. After a three-and-out, one of six in the game for UNM, the Lobos took advantage of good field position again when Jhurell Pressley raced 32 yards to tie the game up at 29.

UNM had a shot at the lead by Jason Sanders' 42-yard field goal attempt was pushed just wide by a strong wind, but UNM got the ball right back and Teriyon Gipson gave UNM the lead for good with 10:19 to go on a 36-yard touchdown run.

Tyler Rogers, NMSU's starting quarterback, went out with an injury and UNM forced back-up Nick Jeanty into several mistakes, including an interception by Cranston Jones and a safety to close the scoring. UNM recovered the last ditch inside kick to seal the win.

UNM had a 14-7 lead in the first quarter, scoring twice after an opening drive score for the Aggie. First, Lamar Jordan raced and danced his way to a 70-yard touchdown run, the longest of his career. After a booming Zack Rogers 69-yard punt to the 4-yard line, Lee Crosby forced a fumble by Rose in the end zone that he recovered for a touchdown and the 14-7 lead. NMSU would score the next 22 points before UNM mounted its comeback.

UNIVERSITY OF NEW MEXICO FOOTBALL



17 **GAME 6 - OCT. 10, 2015**
RENO, NEV.



35 **ATT: 20,426**

RENO, Nev. --- The University of Nevada rushed for 351 yards and got four touchdowns from quarterback Tyler Stewart, two rushing, two throwing as the Wolf Pack ended UNM's bid for its first 2-0 conference start since 1997 with a 35-17 win over New Mexico.

The Lobos (3-3, 1-1 MW) were shooting for a third straight win for the first time since the 2007 season. The Lobo offense never really got rolling, picking up just 273 yards of offense, its lowest total of the season. UNM's only offensive touchdown came when Teriyon Gipson went up the middle, cut right and outraced everyone for a 38-yard touchdown to give UNM a 10-7 lead. It was short-lived as Nevada marched down the field in four plays to take the lead for good at 14-10.

Lamar Jordan, who had back-to-back 100-yard rushing games, could only muster 22 on eight carries. He was 9-for-12 passing for 56 yards. With UNM down 28-17, the Lobos turned to Austin Apodaca, and he had his best game of his Lobo career, going 10-for-12 for 82 yards and an interception. Down 28-17, it looked like Apodaca had thrown his first touchdown pass as a Lobo, but diving for the goal line, Dameon Gamblin fumbled into the end zone, where it was recovered by the Wolf Pack for a touchback, effectively ending UNM's comeback bid.

UNM was down 21-10 entering the fourth quarter, and things looked bleak with Nevada inside the UNM red zone, but Nias Martin recovered a Stewart fumble and returned it 77 yards for a touchdown to make it 21-17. Nevada again had an answer, getting set up on first and goal after a pass interference penalty in the end zone and then getting a shot touchdown pass from Stewart to Jarred Gipson. That's when Apodaca came into the game in relief of Lamar Jordan.

UNM opened the scoring with a 42-yard field goal from Zack Rogers after his punt hit an upback and Reece White recovered it at the Nevada 25.

The Lobo defense didn't record a sack for the first time this season but score for the second straight game. Nevada outgained UNM 517-273. Nevada also racked up 30 first downs to 14 for UNM.

The Lobos return home to host Hawai'i at Branch Field at University Stadium at 5 p.m. in a game shown on both ROOT SPORTS and Oceanic back to Hawaii.

Box Score (Final) The Automated ScoreBook New Mexico State vs New Mexico (Oct 03, 2015 at Albuquerque, N.M)

Score by Quarters	1	2	3	4	Total
New Mexico State	17	9	3	0	29
New Mexico	14	0	15	9	38

Qtr	Time	Scoring play
1st	13:46	NMSU - Rose III, Larry 63 yd run (Davidson, P kick), 5-75 1:14
	12:46	NM - JORDAN, Lamar 70 yd run (SANDERS, Jason kick), 3-75 1:00
	06:38	NM - CROSBY, Lee 0 yd fumble recovery (SANDERS, Jason kick)
	05:30	NMSU - Rose III, Larry 67 yd run (Davidson, P kick), 3-75 1:08
	02:35	NMSU - Davidson, P 41 yd field goal, 4-2 1:47
2nd	04:43	NMSU - Rose III, Larry 51 yd run (Davidson, P kick failed), 2-53 0:30
	00:01	NMSU - Davidson, P 25 yd field goal, 5-75 0:35
3rd	11:40	NMSU - Davidson, P 39 yd field goal, 8-11 3:20
	06:30	NM - McQUARLEY, Richard 6 yd run (JORDAN, Lamar rush), 10-40 5:03
	02:41	NM - PRESSLEY, Jhurell 32 yd run (SANDERS, Jason kick), 4-48 1:54
4th	10:19	NM - GIPSON, Teriyon 36 yd run (SANDERS, Jason kick), 2-78 0:18
	02:00	NM - TEAM safety

	NMSU	NM
FIRST DOWNS	14	21
RUSHES-YARDS (NET)	39-308	61-401
PASSING YDS (NET)	108	45
Passes Att-Comp-Int	28-12-2	17-5-1
TOTAL OFFENSE PLAYS-YARDS	67-416	78-446
Fumble Returns-Yards	0-0	0-0
Punt Returns-Yards	1-7	1-0
Kickoff Returns-Yards	1-18	4-78
Interception Returns-Yards	1-0	2-15
Punts (Number-Avg)	5-47.6	6-42.0
Fumbles-Lost	1-1	2-1
Penalties-Yards	7-39	4-27
Possession Time	25:56	34:04
Third-Down Conversions	4 of 16	6 of 17
Fourth-Down Conversions	1 of 4	2 of 2
Red-Zone Scores-Chances	2-3	1-2
Sacks By: Number-Yards	0-0	7-38

RUSHING: New Mexico State-Rose III, Larry 21-260; Rogers, Tyler 11-41; Jeanty, Nick 5-17; Hall, Xavier 1-0; Morgan, T 1-minus 10. New Mexico-JORDAN, Lamar 16-157; GIPSON, Teriyon 19-142; PRESSLEY, Jhurell 18-99; McQUARLEY, Richard 4-14; ANAYA, David 1-5; TEAM 3-minus 16.

PASSING: New Mexico State-Rogers, Tyler 12-24-1-108; Jeanty, Nick 0-4-1-0; Morgan, T 0-0-0-0. New Mexico-JORDAN, Lamar 5-17-1-45.

RECEIVING: New Mexico State-Taylor, Tyrain 3-44; Morgan, T 3-15; Hogan, Gregory 2-28; Moore, Rayvean 2-16; Bergstrom, J 1-3; Bowen, Joshua 1-2. New Mexico-BUNNY, Marquis 2-15; HART-JOHNSON, Delane 1-12; GAMBLIN, Dameon 1-12; GIPSON, Teriyon 1-6.

INTERCEPTIONS: New Mexico State-Hogan, Gregory 1-0. New Mexico-JONES, Cranston 1-15; BYRD, Markel 1-0.

FUMBLES: New Mexico State-Rose III, Larry 1-1. New Mexico-GIPSON, Teriyon 1-0; WIGGINS, Carlos 1-1.

New Mexico State (0-4) vs. New Mexico (3-2)
Date: Oct 03, 2015 • Site: Albuquerque, N.M • Stadium: University Stadium
Attendance: 30900

Kickoff time: 6:08 pm • End of Game: 9:28 • Total elapsed time: 3:20
Officials: Referee: Jason Autrey; Umpire: Tyrone Blanks; Linesman: Bill Grier;
Line judge: Chris Conway; Back judge: Wayne Gautney; Field judge: Dan Moore;
Side judge: Fred Wiedower; Center judge: Michael Prowell;
Temperature: 74 • Wind: S @ 11 • Weather: Partly Sunny

Box Score (Final) The Automated ScoreBook New Mexico vs Nevada (Oct 10, 2015 at Reno, Nev.)

Score by Quarters	1	2	3	4	Total
New Mexico	3	7	0	7	17
Nevada	0	14	7	14	35

Qtr	Time	Scoring play
1st	09:36	NM - ROGERS, Zack 42 yd field goal, 4-0 1:11
2nd	08:54	NV - STEWART, Tyler 13 yd run (ZUZO, Brent kick), 8-80 3:09
	03:42	NM - GIPSON, Teriyon 38 yd run (ROGERS, Zack kick), 10-75 5:12
	02:37	NV - BUTLER, James 15 yd run (ZUZO, Brent kick), 4-75 1:05
3rd	03:00	NV - STEWART, Tyler 10 yd run (ZUZO, Brent kick), 9-83 3:51
4th	14:47	NM - MARTIN, Nias 77 yd fumble recovery (ROGERS, Zack kick)
	13:02	NV - GIPSON, Jarred 8 yd pass from STEWART, Tyler (ZUZO, Brent kick), 4-75 1:40
	01:18	NV - RICHARDSON, J. 27 yd pass from STEWART, Tyler (ZUZO, Brent kick), 13-80 6:42

	NM	NV
FIRST DOWNS	14	30
RUSHES-YARDS (NET)	37-135	54-351
PASSING YDS (NET)	138	166
Passes Att-Comp-Int	24-19-1	19-16-0
TOTAL OFFENSE PLAYS-YARDS	61-273	73-517
Fumble Returns-Yards	1-77	0-0
Punt Returns-Yards	0-0	2-1
Kickoff Returns-Yards	2-25	1-25
Interception Returns-Yards	0-0	1-2
Punts (Number-Avg)	7-41.6	3-39.0
Fumbles-Lost	1-1	2-2
Penalties-Yards	5-60	1-5
Possession Time	28:31	31:29
Third-Down Conversions	5 of 15	5 of 10
Fourth-Down Conversions	2 of 2	1 of 2
Red-Zone Scores-Chances	0-1	4-5
Sacks By: Number-Yards	0-0	0-0

RUSHING: New Mexico-GIPSON, Teriyon 11-68; JORDAN, Lamar 8-22; OWENS, Tyrone 3-15; PRESSLEY, Jhurell 5-13; WIGGINS, Carlos 1-7; McQUARLEY, Richard 4-7; APODOCA, Austin 1-4; JORDAN, Romell 1-2; ANAYA, David 1-0; GAMBLIN, Dameon 1-minus 1; CHESTNUT, Daryl 1-minus 2. Nevada-JACKSON, Don 22-152; BUTLER, James 21-145; STEWART, Tyler 9-57; TEAM 2-minus 3.

PASSING: New Mexico-APODOCA, Austin 10-12-1-82; JORDAN, Lamar 9-12-0-56. Nevada-STEWART, Tyler 16-19-0-166.

RECEIVING: New Mexico-GAMBLIN, Dameon 8-71; GIPSON, Teriyon 4-29; HART-JOHNSON, Delane 2-20; WHITE, Reece 2-13; JORDAN, Romell 1-7; REED, Patrick 1-1; JONES, Ridge 1-minus 3. Nevada-RICHARDSON, J. 9-121; GIPSON, Jarred 2-20; DEMPS, Wyatt 2-16; HENDERSON, H. 2-14; BUTLER, James 1-minus 5.

INTERCEPTIONS: New Mexico-None. Nevada-MOODY, Elijah 1-2.

FUMBLES: New Mexico-GAMBLIN, Dameon 1-1. Nevada-MITCHELL, E. 1-1; STEWART, Tyler 1-1.

New Mexico (3-3,1-1) vs. Nevada (3-3,1-1)
Date: Oct 10, 2015 • Site: Reno, Nev. • Stadium: Mackay Stadium
Attendance: 20426

Kickoff time: 4 p.m. • End of Game: 6:54 pm • Total elapsed time: 2:54
Officials: Referee: Eddy Shelton; Umpire: Rick Podraza; Linesman: Rick Smith;
Line judge: Keith Garmond; Back judge: Terry White; Field judge: Nick Lave;
Side judge: Fulton Carson; Center judge: Stephen Baron;
Temperature: 82 • Wind: ssw 19 • Weather: clear and sunny

SEASON BOX SCORES

UNIVERSITY OF NEW MEXICO FOOTBALL



27 **GAME 7 - OCT. 17, 2015**
ALBUQUERQUE, N.M.



28 **ATT: 20,541**



21 **GAME 8 - OCT. 24, 2015**
SAN JOSE, CALIF.



31 **ATT: 11,646**

ALBUQUERQUE, N.M. --- Austin Apodaca drove New Mexico 80 yards in just 1:19 on his only drive of the game, hitting Dameon Gamblin for a 28-yard touchdown with 55 seconds left, and Zack Rogers hit the extra point as the Lobos came back from six points down for a thrilling 28-27 victory over Hawai'i. The win improved UNM to 4-3 overall and 2-1 in the Mountain Division, good for a tie for second place.

The drive looked like it would be academic as the Rainbow Warriors (2-5, 0-3 MW) lined up for a chip-shot 22 yard field goal with 2:18 left. However with the score 27-21 Hawai'i, Rigoberto Sanchez, who earlier hit a career-long 49-yarder, was wide left from a tough angle, giving the Lobos one last chance. Apodaca and company made Hawai'i pay dearly for their mistake.

He opened the drive with an 8-yard pass to Gamblin, and then after an incompletion, he somehow flipped a shovel pass before being tackled to Romell Jordan for a first down. He then hit Jordan for eight, had an incompletion and then converted a second third-down with an 11-yard pass to Gamblin to midfield. After a holding penalty moved the ball to the Hawai'i 40, Apocada threw two straight incompletions before hitting Carlos Wiggins on a thread-the-needle sideline route for 12 yards and a first down.

From the 28, he pump-fakes, got the safety to bite and hit Gamblin at the 10, and he raced in to tie the game at 27. After a false start, Zack Rogers hit the extra point to make it 28-27.

Lee Crosby ended the any hope of a Rainbow Warrior comeback with his second pick of the game with three seconds left.

The game marked the second straight home game that UNM came back after trailing at the half, and the second straight home game allowing just three second half points.

UNM gave up a touchdown on the opening drive to Hawai'i, but the Lobos got the seven points right back when Carlos Wiggins housed the ensuing kickoff 100 yards. It extended his UNM and Mountain West record for kickoff return touchdowns to five, and he became the first player in MW history with three 100-yard kickoff returns.

After a Hawai'i field goal, UNM took its only lead until the end on a 2-yard Jhurrell Pressley run to make it 14-10. The lead was short lived as Hawai'i answered right back with second 1-yard touchdown run from Paul Harris. Dylan Collie's 27-yard catch from Ikaika Woosley made it 24-14 at the break.

Down 10, Crosby's first pick of the evening set up UNM inside Hawai'i territory, where starting quarterback Lamar Jordan scrambled and found David Anaya in the end zone on third-and-goal for an 11-yard score to make it a 24-21 game. UNM then allowed only a field goal of 47 yards, setting up Apodaca's winning drive.

SAN JOSE, Calif. --- The University of New Mexico built up a 14-7 second quarter lead, but San Jose State got 263 yards rushing from Tyler Ervin and the Spartans scored 24 unanswered to race past the Lobos 31-21.

The Loss for New Mexico (4-4, 2-2 MW) cost the Lobos a tie for first place in the Mountain Division, but UNM still sits just one game out of first and controls its own destiny for a division title. San Jose State (4-4, 3-2 MW) sits 1.5 games behind leader San Diego State in second place in the West Division, although SDSU has the tiebreaker.

The Lobos didn't get the start it envisioned when Ervin went 71 yards on the second play of the game, but Teriyon Gipson answered just two drives later with a 79-yard run right up the seam for a 7-7 tie. It was his longest career rush and he would finish with nine carries for 99 yards.

UNM went up 14-7 with just 6:25 left in the half when Diquon Woodhouse scored his first career touchdown to put the Lobos up, but UNM wouldn't score again until midway through the fourth. SJSU tied it on the next drive with a 35-yard touchdown on a slant pass, and then after a questionable pass interference penalty kept a drive alive, SJSU got a 25-yard touchdown pass with 18 seconds left in the half for a 21-14 lead.

The game stayed there until Kenny Potter was flushed out of the pocket, and somehow escaped a Lobo rush and scored on a 12-yard dizzying run to make it 28-14. After a field goal made it 31-14, UNM got within 10 when Jhurrell Pressley scored from 4-yards out with 7:46 left in the game, but SJSU chewed up most of the clock and effectively ended the game.

UNM starting quarterback Austin Apodaca was 8-for-20 for 130 yards and an interception, and he rushed for 59 yards in his first start.



Box Score (Final)
The Automated ScoreBook
Hawai'i vs New Mexico (Oct 17, 2015 at Albuquerque, N.M.)

Score by Quarters	1	2	3	4	Total
Hawai'i	10	14	0	3	27
New Mexico	7	7	7	7	28

Qtr Time Scoring play

1st 10:20 UH - HARRIS, Paul 1 yd run (SANCHEZ, R. kick), 13-75 4:40
10:09 NM - WIGGINS, Carlos 100 yd kickoff return (ROGERS, Zack kick)
00:42 UH - SANCHEZ, R. 49 yd field goal, 9-62 3:28
2nd 08:05 NM - PRESSLEY, Jhurrell 2 yd run (ROGERS, Zack kick), 17-82 7:36
04:33 UH - HARRIS, Paul 1 yd run (SANCHEZ, R. kick), 9-79 3:27
01:45 UH - COLLIE, Dylan 27 yd pass from WOOLSEY, Ikaika (SANCHEZ, R. kick), 5-54 1:11
3rd 07:53 NM - ANAYA, David 11 yd pass from JORDAN, Lamar (ROGERS, Zack kick), 7-34 2:55
4th 12:59 UH - SANCHEZ, R. 47 yd field goal, 5-23 2:25
00:55 NM - GAMBLIN, Dameon 28 yd pass from APODOCA, Austin (ROGERS, Zack kick), 10-80 1:19

	UH	NM
FIRST DOWNS	23	28
RUSHES-YARDS (NET)	51-220	53-197
PASSING YDS (NET)	195	195
Passes Att-Comp-Int	25-13-2	26-15-0
TOTAL OFFENSE PLAYS-YARDS	76-415	79-392
Fumble Returns-Yards	0-0	0-0
Punt Returns-Yards	2-10	0-0
Kickoff Returns-Yards	1-19	3-114
Interception Returns-Yards	0-0	2-29
Punts (Number-Avg)	3-44.3	4-39.0
Fumbles-Lost	0-0	3-2
Penalties-Yards	11-94	9-64
Possession Time	29:41	30:19
Third-Down Conversions	10 of 18	9 of 16
Fourth-Down Conversions	0 of 0	1 of 2
Red-Zone Scores-Chances	2-3	2-3
Sacks By: Number-Yards	3-24	1-7

RUSHING: Hawai'i-HARRIS, Paul 25-125; LAKALAKA, S. 16-83; WOOLSEY, Ikaika 9-13; Team 1-minus 1. New Mexico-GIPSON, Teriyon 16-80; PRESSLEY, Jhurrell 13-70; JORDAN, Lamar 15-29; JORDAN, Romell 5-21; ANAYA, David 1-4; MCQUARLEY, Richard 1-2; TEAM 2-minus 9.

PASSING: Hawai'i-WOOLSEY, Ikaika 13-25-2-195. New Mexico-JORDAN, Lamar 9-16-0-125; APODOCA, Austin 6-10-0-70.

RECEIVING: Hawai'i-COLLIE, Dylan 7-113; BERNARD, Isaiah 3-62; STUBBLEFIELD, D 1-9; LAKALAKA, S. 1-7; TORRES, Dakota 1-4. New Mexico-WHITE, Reece 3-72; GAMBLIN, Dameon 3-47; WIGGINS, Carlos 3-29; DAVIS, Chris 2-22; JORDAN, Romell 2-11; ANAYA, David 1-11; GIPSON, Teriyon 1-3.

INTERCEPTIONS: Hawai'i-None. New Mexico-CROSBY, Lee 2-29.

FUMBLES: Hawai'i-None. New Mexico-JORDAN, Lamar 2-1; DAVIS, Chris 1-1.

Hawai'i (2-5, 0-3) vs. New Mexico (4-3, 2-1)
Date: Oct 17, 2015 • Site: Albuquerque, N.M. • Stadium: University Stadium
Attendance: 20541

Kickoff time: 5:08 pm • End of Game: 8:38 • Total elapsed time: 3:30
Officials: Referee: Alan Eck; Umpire: Tab Slaughter; Linesman: Cal McNeill;
Line judge: Steve Hoslett; Back judge: Donnie Aultman; Field judge: Scott Gaines;
Side judge: Jonathan Fleming; Center judge: Chris Tallent;



Box Score (Final)
The Automated ScoreBook
New Mexico vs San Jose State (Oct 24, 2015 at San Jose, Calif.)

Score by Quarters	1	2	3	4	Total
New Mexico	7	7	0	7	21
San Jose State	7	14	7	3	31

Qtr Time Scoring play

1st 14:19 SJ - ERVIN, Tyler 71 yd run (LOPEZ, Austin kick), 2-75 0:41
07:34 NM - GIPSON, Teriyon 79 yd run (ROGERS, Zack kick), 1-79 0:13
2nd 06:25 NM - WOODHOUSE, Diquon 4 yd run (ROGERS, Zack kick), 8-52 4:06
03:13 SJ - WILSON, Hansell 35 yd pass from POTTER, Kenny (LOPEZ, Austin kick), 6-89 3:12
00:18 SJ - FREEMAN, Billy 25 yd pass from POTTER, Kenny (LOPEZ, Austin kick), 8-67 1:55
3rd 03:05 SJ - POTTER, Kenny 12 yd run (LOPEZ, Austin kick), 7-51 3:49
4th 09:25 SJ - LOPEZ, Austin 43 yd field goal, 11-65 5:51
07:46 NM - PRESSLEY, Jhurrell 4 yd run (ROGERS, Zack kick), 4-57 1:39

	NM	SJ
FIRST DOWNS	15	25
RUSHES-YARDS (NET)	32-205	57-317
PASSING YDS (NET)	130	181
Passes Att-Comp-Int	20-8-1	20-16-0
TOTAL OFFENSE PLAYS-YARDS	52-335	77-498
Fumble Returns-Yards	0-0	0-0
Punt Returns-Yards	1-23	1-7
Kickoff Returns-Yards	3-66	3-50
Interception Returns-Yards	0-0	1-11
Punts (Number-Avg)	4-37.2	3-38.7
Fumbles-Lost	1-1	0-0
Penalties-Yards	3-34	5-50
Possession Time	23:01	36:59
Third-Down Conversions	2 of 8	9 of 15
Fourth-Down Conversions	0 of 0	0 of 2
Red-Zone Scores-Chances	2-3	1-2
Sacks By: Number-Yards	3-8	0-0

RUSHING: New Mexico-GIPSON, Teriyon 9-99; APODOCA, Austin 12-59; PRESSLEY, Jhurrell 5-19; ANAYA, David 2-13; WOODHOUSE, Diquon 2-7; OWENS, Tyrone 1-7; JORDAN, Romell 1-1. San Jose State-ERVIN, Tyler 36-263; POTTER, Kenny 9-30; ROBERSON, Malik 10-24; LAWSON, Jarrod 1-1; TEAM 1-minus 1.

PASSING: New Mexico-APODOCA, Austin 8-20-1-130. San Jose State-POTTER, Kenny 16-20-0-181.

RECEIVING: New Mexico-WHITE, Reece 3-41; GIPSON, Teriyon 1-44; WIGGINS, Carlos 1-18; BUNDY, Marquis 1-11; GAMBLIN, Dameon 1-11; JONES, Ridge 1-5. San Jose State-CRAWLEY, Tim 4-33; FREEMAN, Billy 3-40; WINSTON, Tyler 3-18; WILSON, Hansell 2-62; ERVIN, Tyler 2-11; KEARNEY, Chris 1-12; HOLMES, Justin 1-5.

INTERCEPTIONS: New Mexico-None. San Jose State-WALLACE, Clevel 1-11.

FUMBLES: New Mexico-GAMBLIN, Dameon 1-1. San Jose State-None.

New Mexico (4-4, 2-2) vs. San Jose State (4-4, 3-2)
Date: Oct 24, 2015 • Site: San Jose, Calif. • Stadium: Spartan Stadium
Attendance: 11646

Kickoff time: 4:08 pm • End of Game: 6:58 pm • Total elapsed time: 2:50
Officials: Referee: Kevin Mar; Umpire: Matt Salas; Linesman: John Kilmer;
Line judge: Darren Deckard; Back judge: Corey Luxner; Field judge: John Wisniewski;
Side judge: T. Salam; Center judge: Mike Contreras;
Temperature: 78F • Wind: WNW3mph • Weather: Partly cloudy.

SEASON BOX SCORES



13 **GAME 9 - NOV. 7, 2015**
ALBUQUERQUE, N.M.



14 **ATT: 19,886**

ALBUQUERQUE, N.M. --- On a night where UNM struggled offensively, the Lobo defense and special teams came up big time and time again as the Lobos picked up their signature win in the Bob Davie era, a 14-13 heart-stopper over Utah State, pushing New Mexico to 5-4 overall and 3-2 in the Mountain West.

It's the most wins for the Lobos since going 9-4 in 2007. More importantly, New Mexico is both one win away from becoming bowl eligible, and should the Lobos win their last three games, New Mexico would be the Mountain Division champions and play in the Mountain West Championship game.

The Lobos are technically still in fourth place, but they trail Boise State (4-1) and Air Force (4-1), two teams that the Lobos still have to play. Utah State is in third at 4-2, but New Mexico owns the tiebreaker with them.

The game was never decided until the final minute, when it once again came down to a field goal attempt. This time after a punt gave the Aggies the ball at their own 35 with 2:54 to go, Kent Myers maneuvered his team to the Lobo 30-yard line with plenty of time on the clock. After an incompletion, Utah State then ran the ball to the 26, and then centered the ball to the 24, leaving a tricky 41 yard field goal attempt with a stiff cross-breeze blowing for Brock Warren.

Warren, who was 2-for-2 on the day including a career long 41-yarder earlier in the quarter pushed the kick wide right, his first miss of the season after eight makes. The Lobos took three knees to end the game.

The Lobos never trailed, taking the lead at the 8:59 mark of the second quarter when Lamar Jordan scrambled and then pulled up just before crossing the line of scrimmage and finding a wide open Delane Hart-Johnson, who raced into the end zone after a lengthy review for a 7-0 lead.

Utah State did get a field goal before the half expired, but UNM got the first of two huge special teams plays from David Anaya after going 3-and-out on the opening series of the second half. Zack Rogers crushed a punt 52 yards that Andrew Rodriguez fielded at the 10. Rodriguez was hit squarely by David Anaya, forcing a fumble that Reece White recovered at the Utah State 3-yard line. Richard McQuarley barreled in from 3-yards out on the next play for a 14-3 lead.

From there, it was UNM's defense. The Aggie did get a touchdown on a sensational catch by Rodriguez to cut the lead to 14-10, but UNM allowed just a field goal the rest of the way. The defense opened the game with a tremendous goal line stand. With Utah State facing second-and-2 from the Lobo 3-yard line, Devante Mayes only gained one yard on two successive plays. The Aggies passed on the 19-yard field goal attempt, and got nothing when Myers threw incomplete.

Box Score (Final) The Automated ScoreBook Utah State vs New Mexico (Nov 07, 2015 at Albuquerque, N.M.)

Score by Quarters	1	2	3	4	Total
Utah State	0	3	7	3	13
New Mexico	0	7	7	0	14

Qtr	Time	Scoring play
2nd	08:59	NM - HART-JOHNSON, Delane 86 yd pass from JORDAN, Lamar (ROGERS, Zack kick), 3-96 1:58
	06:10	US - WARREN, Brock 25 yd field goal, 6-33 2:40
3rd	13:20	NM - McQUARLEY, Richard 3 yd run (ROGERS, Zack kick), 1-3 0:04
	05:55	US - RODRIGUEZ, Andr 24 yd pass from MYERS, Kent (WARREN, Brock kick), 6-61 2:59
4th	11:47	US - WARREN, Brock 41 yd field goal, 4-7 2:08

	US	NM
FIRST DOWNS	13	10
RUSHES-YARDS (NET)	37-78	48-132
PASSING YDS (NET)	216	104
Passes Att-Comp-Int	25-14-0	12-4-1
TOTAL OFFENSE PLAYS-YARDS	62-294	60-236
Fumble Returns-Yards	0-0	0-0
Punt Returns-Yards	5-16	2-7
Kickoff Returns-Yards	1-56	3-62
Interception Returns-Yards	1-44	0-0
Punts (Number-Avg)	6-46.5	9-40.7
Fumbles-Lost	2-2	2-0
Penalties-Yards	2-8	7-67
Possession Time	28:46	31:14
Third-Down Conversions	4 of 15	2 of 14
Fourth-Down Conversions	0 of 2	0 of 1
Red-Zone Scores-Chances	2-3	1-1
Sacks By: Number-Yards	2-16	1-8

RUSHING: Utah State-MAYS, Devante 17-29; HOBBS, Damion 4-28; FOX, Tyler 1-11; MYERS, Kent 11-8; HUNT, LaJuan 2-6; KEETON, Chuckie 1-1; HERVEY, Justen 1-minus 5. New Mexico-GIPSON, Teriyon 18-86; JORDAN, Lamar 11-45; PRESSLEY, Jhurrell 7-20; McQUARLEY, Richard 2-9; CHESTNUT, Daryl 2-4; JORDAN, Romell 1-1; TEAM 3-minus 15; APODOCA, Austin 4-minus 18.

PASSING: Utah State-MYERS, Kent 13-24-0-213; KEETON, Chuckie 1-1-0-3. New Mexico-APODOCA, Austin 2-5-1-7; JORDAN, Lamar 2-5-0-97; ROGERS, Zack 0-1-0-0; ANAYA, David 0-1-0-0.

RECEIVING: Utah State-SHARP, Hunter 5-38; HUNT, LaJuan 2-67; RODRIGUEZ, Andr 2-48; HOUSTON, Wyatt 2-31; ROBERTS, Braelo 2-26; SWINDALL, Brand 1-6. New Mexico-GIPSON, Teriyon 2-15; HART-JOHNSON, Delane 1-86; GAMBLIN, Dameon 1-3.

INTERCEPTIONS: Utah State-CENTERS, Devin 1-44. New Mexico-None.

FUMBLES: Utah State-HOBBS, Damion 1-1; RODRIGUEZ, Andr 1-1. New Mexico-WIGGINS, Carlos 1-0; APODOCA, Austin 1-0.

Utah State (5-4,4-2) vs. New Mexico (5-4,3-2)
Date: Nov 07, 2015 • Site: Albuquerque, N.M. • Stadium: University Stadium
Attendance: 19886

Kickoff time: 1:34 pm • End of Game: 5:00 pm • Total elapsed time: 3:26
Officials: Referee: David Alvarez; Umpire: M. FitzGerald; Linesman: John Kilmer;
Line Judge: Scott Reilly; Back judge: Mike Aaronian; Field judge: Richard Almerother;
Side judge: Richard Ockley; Center judge: Stuart Schalke;
Temperature: 52 • Wind: 19 MPH • Weather: Sunny, Cool

UNIVERSITY OF NEW MEXICO FOOTBALL



31 **GAME 10 - NOV. 14, 2015**
BOISE, IDAHO



24 **ATT: 32,780**

BOISE, Idaho — It was a heck of a night for the 505. On the night that Albuquerque's Holly Holm scored a monumental upset in the UFC, Albuquerque's football team might have topped it. Listed as a 30-point underdog, UNM used four takeaways, timely big plays, and a game-saving tackle on a ridiculous lateral play that almost worked at the gun for a thrilling 31-24 upset of Boise State to not only officially get bowl eligible but put UNM two wins away from the Mountain Division title.

The win was the first for the Lobos in seven meetings against the Broncos, and Boise State entered the game an unreal 96-4 in its last 100 home games. Yet, for all that history on the blue turf, New Mexico came through every time it needed a big stop of a big play.

The Lobos improved to 6-4 and 4-2 in conference play. The four wins nearly equals the amount of conference wins from 2009-13, which was five. UNM is now 6-5 in its last 11 conference games after going 5-41 in the previous 46.

The Lobos won it with two touchdowns in the fourth quarter after Boise State tied the game on the second play of the fourth quarter at 17-all on a screen pass. New Mexico regained the lead at 24-17 at the 13:44 mark of the fourth quarter when Apodaca hit Delane Hart-Johnson for an 81-yard pass to the Bronco 1-yard line, and then Richard McQuarley scored on the next play.

The Lobos pushed that lead to 31-17 when Cranston Jones picked Brett Rypien, his third interception of the game, and Apodaca hit Daryl Chestnut on a wheel route to the 5-yard line. Two plays later, Teriyon Gipson scored on an option pitch from 4-yards out with 12:09 to go.

The Lobos then had to hold on in the final minutes despite several stops. Jake Roh scored on a 28-yard touchdown pass from Brett Rypien with 2:16 to go to cut the Lobo lead to 31-24. The Broncos then attempted an onside kick that was recovered by David Anaya. UNM however couldn't get a first down to run the clock out and punted it to the Bronco 10.

Somehow, BSU got to its own 40 with one second left and tried a desperation lateral play. After two laterals, Austin Cottrell somehow got loose and raced towards the end zone, but Markel Byrd made the tackle at the four-yard line, giving UNM the win.

New Mexico carried a 14-3 lead into the half on the back of a long touchdown run by Jhurrell Pressley to open the scoring. Pressley broke a tackle, danced along the sideline and scored his longest run of the year. That play held up after a review.

Boise State cut it to 7-3 early in the second, but the Lobos got another long run from Pressley, this 40 yards, and then Lamar Jordan went in from 19-yards out for a 14-3 lead.

Box Score (Final) The Automated ScoreBook New Mexico vs Boise State (Nov 14, 2015 at Boise, Idaho)

Score by Quarters	1	2	3	4	Total
New Mexico	7	7	3	14	31
Boise State	0	3	7	14	24

Qtr	Time	Scoring play
1st	03:52	NM - PRESSLEY, Jhurrell 74 yd run (ROGERS, Zack kick), 2-80 0:51
2nd	14:51	BSU - RAUSA, Tyler 32 yd field goal, 10-63 4:01
	12:28	NM - JORDAN, Lamar 19 yd run (ROGERS, Zack kick), 5-75 2:23
3rd	11:21	NM - ROGERS, Zack 33 yd field goal, 4-7 1:58
	09:50	BSU - McNICHOLS, J. 25 yd run (RAUSA, Tyler kick), 5-75 1:31
4th	14:48	BSU - McNICHOLS, J. 18 yd pass from RYPIEN, Brett (RAUSA, Tyler kick), 13-76 5:02
	13:44	NM - McQUARLEY, Richard 1 yd run (ROGERS, Zack kick), 3-75 1:04
	12:09	NM - GIPSON, Teriyon 4 yd run (ROGERS, Zack kick), 3-30 0:54
	02:16	BSU - ROH, Jake 28 yd pass from RYPIEN, Brett (RAUSA, Tyler kick), 5-59 0:37

	NM	BSU
FIRST DOWNS	11	40
RUSHES-YARDS (NET)	39-195	40-135
PASSING YDS (NET)	218	506
Passes Att-Comp-Int	13-9-1	75-41-3
TOTAL OFFENSE PLAYS-YARDS	52-413	115-641
Fumble Returns-Yards	0-0	0-0
Punt Returns-Yards	1-3	4-11
Kickoff Returns-Yards	0-0	2-44
Interception Returns-Yards	3-32	1-0
Punts (Number-Avg)	8-42.1	2-53.0
Fumbles-Lost	3-1	4-1
Penalties-Yards	16-132	4-39
Possession Time	26:51	33:09
Third-Down Conversions	0 of 10	9 of 24
Fourth-Down Conversions	0 of 0	2 of 5
Red-Zone Scores-Chances	4-5	2-6
Sacks By: Number-Yards	3-13	1-5

RUSHING: New Mexico-PRESSLEY, Jhurrell 9-132; GIPSON, Teriyon 10-31; APODOCA, Austin 8-14; CHESTNUT, Daryl 2-14; JORDAN, Lamar 6-7; McQUARLEY, Richard 2-2; LAWSON, JuJuan 1-minus 2; OWENS, Tyrone 1-minus 3. Boise State-McNICHOLS, J. 26-128; YOUNG, Kelsey 5-16; VANDER ESCH, L. 1-10; FIELDS, Jack 1-2; TEAM 1-minus 5; RYPIEN, Brett 6-minus 16.

PASSING: New Mexico-APODOCA, Austin 8-12-1-172; JORDAN, Lamar 1-1-0-46. Boise State-RYPIEN, Brett 41-75-3-506.

RECEIVING: New Mexico-BUNNY, Marquis 2-51; GAMBLIN, Dameon 2-6; HART-JOHNSON, Delane 1-81; GIPSON, Teriyon 1-42; CHESTNUT, Daryl 1-30; QUARELLS, Matt 1-6; WIGGINS, Carlos 1-2. Boise State-SPERBECK, T. 20-281; McNICHOLS, J. 8-50; WILLIAMS-RHODES 5-39; ANDERSON, Chaz 3-39; ROH, Jake 2-37; RICHARDSON, AJ 2-31; JOHNSON, T. 1-3; COTTRELL, A. 0-40; RYPIEN, Brett 0-minus 14.

INTERCEPTIONS: New Mexico-BYRD, Markel 1-25; LANGFORD, Ryan 1-7; JONES, Cranston 1-0. Boise State-WEAVER, Ben 1-0.

FUMBLES: New Mexico-APODOCA, Austin 2-1; JORDAN, Lamar 1-0. Boise State-RYPIEN, Brett 2-0; McNICHOLS, J. 1-1; TEAM 1-0.

New Mexico (6-4,4-2) vs. Boise State (7-3,4-2)
Date: Nov 14, 2015 • Site: Boise, Idaho • Stadium: Albertsons Stadium
Attendance: 32780



28 **GAME 11 - NOV. 21, 2015**
ALBUQUERQUE, N.M.



21 **ATT: 21,632**



0 **GAME 12 - NOV. 28, 2015**
ALBUQUERQUE, N.M.



0 **ATT:**

ALBUQUERQUE, N.M. — Needing a touchdown to tie in the final minutes, UNM's dreams of a first conference title since 1964 were dashed when Lamar Jordan threw his third interception of the game, clinching a 28-21 win for Colorado State, making the Rams the Mountain West's seventh bowl eligible team.

New Mexico was looking to get into the Mountain West title game with a Mountain Division title, but UNM needed to win its last two games. The loss gave the title to Air Force, who will meet San Diego State in the title matchup on December 5.

UNM and Colorado State never really stopped each other, with just one punt in the game combined, that by UNM near the end of the first half. UNM had just eight possessions, and CSU had nine.

UNM trailed 7-0 and 14-7, but tied it up on the ground twice. Jhurell Pressley scored the first touchdown at the 8:53 mark of the first quarter to tie it at 7-7, and Lamar Jordan scored early in the second to tie the game at 14-14. CSU hit a short 24-yard field goal at the gun for a 17-14 halftime lead.

The Rams took the second half kickoff and got another short field goal, this from 22 yards out to make it 20-14 before UNM took its first lead on a 36-yard Jhurell Pressley run, giving UNM a 21-20 lead.

The Lobos then got a fourth-and-1 stop at its own 28 and methodically moved the ball down the field, but with 1st-and-goal at the 10, UNM could only get the ball to the 5-yard line on three rushes. Zack Rogers then had his kick blocked by DeAndre Elliott in the opening moments of the fourth quarter. CSU took over at its own 8-yard line and went 92 yards in 12 plays (10 of those rushes) with Izzy Matthews scoring from a yard out. The Rams tacked on a two-point conversion to make it 28-21.

Jordan threw his second interception of the game on the next play, underthrowing Reece White who was open and might have scored. The pick didn't hurt as CSU went backwards nine yards and Braxton Davis, the kickoff specialist, came in for a 52-yard field goal that was just short.

With renewed life and 6:02 left, UNM went to work, twice converting fourth downs and get to the CSU 40 with just over two minutes left. Jordan however, who finished with 97 yards rushing, was sacked for a 15-yard loss on first down and then threw a ball deep and into coverage and Kevin Pierre-Louis picked it off. CSU then got the one first down it needed before taking a knee twice to wrap up bowl eligibility for a third straight year and end UNM's conference title hopes.

ALBUQUERQUE, N.M. —

Box Score (Final)
The Automated ScoreBook
Colorado State vs New Mexico (Nov 21, 2015 at Albuquerque, N.M.)

Score by Quarters	1	2	3	4	Total
Colorado State	14	3	3	8	28
New Mexico	7	7	7	0	21

Qtr Time Scoring play

1st 14:06 CS - GAINES, Deionte 30 yd run (BRYAN, Wyatt kick), 1-30 0:07
 08:53 NM - PRESSLEY, Jhurell 1 yd run (ROGERS, Zack kick), 10-75 5:13
 03:24 CS - CARTWRIGHT, Kivon 8 yd pass from STEVENS, Nick (BRYAN, Wyatt kick), 11-89 5:25
 2nd 12:53 NM - JORDAN, Lamar 4 yd run (ROGERS, Zack kick), 11-77 5:25
 00:00 CS - BRYAN, Wyatt 24 yd field goal, 14-90 4:04
 3rd 12:47 CS - BRYAN, Wyatt 22 yd field goal, 7-70 2:13
 08:54 NM - PRESSLEY, Jhurell 36 yd run (ROGERS, Zack kick), 9-75 3:53
 4th 08:41 CS - MATTHEWS, Izzy 1 yd run (HANSLEY, Joe pass from STEVENS, Nick), 12-87 4:44

	CS	NM
FIRST DOWNS	26	20
RUSHES-YARDS (NET)	45-221	50-268
PASSING YDS (NET)	264	58
Passes Att-Comp-Int	23-16-0	10-4-3
TOTAL OFFENSE PLAYS-YARDS	68-485	60-326
Fumble Returns-Yards	0-0	0-0
Punt Returns-Yards	0-0	0-0
Kickoff Returns-Yards	2-34	3-62
Interception Returns-Yards	3-20	0-0
Punts (Number-Avg)	0-0.0	1-46.0
Fumbles-Lost	2-0	0-0
Penalties-Yards	4-29	3-15
Possession Time	29:26	30:34
Third-Down Conversions	9 of 14	6 of 11
Fourth-Down Conversions	0 of 1	3 of 3
Red-Zone Scores-Chances	4-5	2-3
Sacks By: Number-Yards	2-19	1-5

RUSHING: Colorado State-DAWKINS, Dalyn 22-94; MATTHEWS, Izzy 15-89; GAINES, Deionte 2-38; ODEN, Jasen 1-3; STEVENS, Nick 3-0; TEAM 2-minus 3. New Mexico-JORDAN, Lamar 23-97; GIPSON, Teriyon 14-76; PRESSLEY, Jhurell 6-75; OWENS, Tyrone 2-12; McQUARLEY, Richard 4-5; CHESTNUT, Daryl 1-3.

PASSING: Colorado State-STEVENS, Nick 16-23-0-264. New Mexico-JORDAN, Lamar 4-9-3-58; APODOCA, Austin 0-1-0-0.

RECEIVING: Colorado State-HIGGINS, Rashard 8-140; VADEN, Jordan 4-87; CARTWRIGHT, Kivon 2-16; HANSLEY, Joe 1-16; WALKER, Steven 1-5. New Mexico-GAMBLIN, Dameon 2-17; WHITE, Reece 1-25; GIPSON, Teriyon 1-16.

INTERCEPTIONS: Colorado State-DAVIS, Kevin 1-17; PIERRE-LOUIS, Kevin 1-3; MATTHEWS, Trent 1-0. New Mexico-None.

FUMBLES: Colorado State-WALKER, Steven 1-0; STEVENS, Nick 1-0. New Mexico-None.

Colorado State (6-5,3-4) vs. New Mexico (6-5,4-3)
 Date: Nov 21, 2015 • Site: Albuquerque, N.M. • Stadium: University Stadium
 Attendance: 21643

Kickoff time: 3:38 pm • End of Game: 6:28 • Total elapsed time: 2:50
 Officials: Referee: Brandon Cruise; Umpire: Apollo Martin; Linesman: Bradford Edwards;
 Line judge: Derek Anderson; Back judge: Daniel Young; Field judge: Gabriel DeLeon;
 Side judge: Mark Graves; Center judge: Corey Long