



THE UNIVERSITY OF NEW MEXICO LOBO FOOTBALL

ATHLETIC COMMUNICATIONS

Frank Mercogliano, Asst. A.D. for Communications
Email: fmercog@unm.edu
Cell Phone: 505-410-4844
Twitter: @fmmmercogliano
www.GoLobos.com

1939 Sun Bowl * 1944 Sun Bowl * 1946 Sun Bowl * 1947 Harbor Bowl * 1961 Aviation Bowl * 1997 Insight.com Bowl * 2002 Las Vegas Bowl *
2003 Las Vegas Bowl * 2004 Emerald Bowl * 2006 New Mexico Bowl * 2007 New Mexico Bowl * 2015 Gildan New Mexico Bowl * 2016 Gildan New Mexico Bowl

Game 1

Date Saturday, August 31
Time 4 p.m.
Location Albuquerque, N.M.
Venue Dreamstyle Stadium
Capacity 39,224
Television Mountain West Network
Series Record SHSU leads 1-0
In ABQ SHSU leads 1-0
In Huntsville Never met
Current Streak SHSU 1
Last Meeting in Albuquerque ... SHSU 48-45 (OT) 9/26/11
Last Meeting in Huntsville Never met



New Mexico Lobos

Record: 0-0 MW: 0-0

Head Coach: Bob Davie
UNM Record: 33-54 (8th Year)
Career Record: 68-79 (13th Year)



Sam Houston State Bearkats

Record: 0-0 Southland: 0-0

Head Coach: K.C. Keeler
SHSU Record: 52-17 (6th Year)
Career Record: 226-90-1 (26th Year)

Broadcast Info

TV: Mountain West Network-Institutional

Play-by-Play Robert Portnoy
Analyst DonTrell Moore
Sideline Reporter Ned James

RADIO: Lobo Radio Network

(770 KKOB-AM flagship in Albuquerque)
Play-by-Play Robert Portnoy
Analyst DonTrell Moore
Sideline Reporter Ned James

2019 Schedule




Sam Houston St.

Series Record 0-1
Site Dreamstyle Stadium (39,224)
TV Mountain West Network
Radio Lobo Radio Network



at Liberty

Series Record 0-1
Site Williams Stadium (25,000)
TV ESPN+
Radio Lobo Radio Network



at Wyoming

Series Record 34-37
Site War Memorial Stadium (29,121)
TV AT&T Sports Net
Radio Lobo Radio Network



Air Force

Series Record 14-22
Site Dreamstyle Stadium (39,224)
TV AT&T Sports Net
Radio Lobo Radio Network



at Notre Dame

Series Record 0-0
Site Notre Dame Stadium (80,795)
TV NBC
Radio Lobo Radio Network



at San Jose State

Series Record 5-12-1
Site CEFCU Stadium (30,456)
TV CBS Sports Network
Radio Lobo Radio Network



Hawai'i

Series Record 10-14
Site Dreamstyle Stadium (39,224)
TV Spectrum/Facebook
Radio Lobo Radio Network



at Boise State

Series Record 1-8
Site Albertsons Stadium (36,387)
TV ESPN Family
Radio Lobo Radio Network



New Mexico State

Series Record 71-33-5
Site Dreamstyle Stadium (39,224)
TV AT&T Sports Net
Radio Lobo Radio Network



Colorado State

Series Record 25-41
Site Dreamstyle Stadium (39,224)
TV CBS Sports Network
Radio Lobo Radio Network



at Nevada

Series Record 3-3-1
Site Mackay Stadium (29,993)
TV ESPN Family
Radio Lobo Radio Network



Utah State

Series Record 13-12
Site Dreamstyle Stadium (39,224)
TV Stadium/Facebook
Radio Lobo Radio Network

What's Inside

Must Haves for the Media Section

Schedule/Staff/At a Glance 1
Media Schedule/Policies 2
Roster 3-4
Two-Deep 5
Where They Come From 6
Making National Headlines 7

Section That Will Make Any Broadcast Better

Notes 8-15
Uniform Tracker 16

Game-by-Game and Career Individual Stats 17-25
2019 Opponent Schedules 26
About Head Coach Bob Davie 27

Section That Will Make Any Stats & Numbers Person Happy

Red Zone Report/Starting Lineups 28
Results and Team Statistics 29
Offensive Statistics 30-32
Defensive Statistics 33
Season and Career Statistics 34-37

The Game-by-Game Section

UNM Game-by-Game Statistics 38
Opponent Game-by-Game Statistics 39
Game-by-Game Passing/Rushing/Receiving 40
Game-by-Game UNM Tackles 41
The Last Time it Happened 42
Game Recaps 43-48



GENERAL INFORMATION

Name of School University of New Mexico
City/Zip Albuquerque, N.M. 87106
Founded 1889 by Territorial Legislature
Enrollment 22,225
Nickname Lobos
School Colors Cherry and Silver
Stadium Dreamstyle Stadium
Capacity 39,224
Conference Mountain West
Affiliation NCAA I
President Dr. Garnett Stokes
Athletic Director Eddie Nuñez
Athletic Dept. Phone 505-925-5501
Ticket Office Phone 505-925-LOBO

COACHING STAFF

Head Coach Bob Davie
Alma Mater, Year Youngstown State, 1977
Record at School (years) 33-54, 8th season
Career Record (years) 68-79, 13th season
Football Office Phone 505-925-5700
Best Time of Day to Reach Coach Contact SID
Assistant Coaches
Joe Dailey Off. Coord./QBs
Saga Tuitele Run Game Coord./OL
Apollo Wright Off. Pass Game Coord./RBs
Scott Baumgartner WRs
Clay Davie TEs
Jacob Girgle Grad. Asst. (Offense)
Jordan Peterson Def. Coord./S
Perry Eliano Special Teams/CBs
Dan Carrel LBs
Stan Eggen DL
Dillon Sanders LBs
Jake Rothschilder Grad. Asst. (Defense)
Joe Montag Grad. Asst. (Defense)
Asst. A.D. for Football Ops Brian DeSpain
Dir. of Recruiting Greg Svarczkopf
Asst. Ops./Recruiting Jacob Grant
Video Coordinator John Lintner
Athletic Performance Scott Holsopple
Asst. Athletic Performance John McWilliams

TEAM INFORMATION

2018 Overall Record 3-9
2018 Mountain West Record/Finish 1-7/6th Mt.

HISTORY

First Year of Football 1892
Overall All-Time Record 486-597-31
Number of Bowls/last 13/2016
Bowl Record 4-8-1
NFL Draft Picks 65

COMMUNICATIONS

Press Box Phone 505-925-5805
SID Mailing Address New Mexico Athletics
Colleen J. Maloof Administration Building
1 University of New Mexico
MSC04 2680
Albuquerque, NM 87131-0001
Overnight Address New Mexico Athletics
Colleen J. Maloof Administration Building
1414 University Boulevard SE
Albuquerque, NM 87106

SOCIAL MEDIA

Website www.golobos.com



@UNMLoboFB



/NewMexicoLobos

Typical Game Week Media Policies & Procedures

Table with 7 columns: MONDAY, TUESDAY, WEDNESDAY, THURSDAY, FRIDAY, SATURDAY, SUNDAY. Rows include Practice times, Media availability, Game details, and No Media status.

Game Week Media Schedule

Media At Practice

Practice is only open for media for the first 30 minutes, and it is closed to the public. Contact Frank Mercogliano for more information about the class schedules for players needed for interviews (some players are not available due to class after practice, but we will make all efforts to get everyone the interviews they need).

Bob Davie Interview Opportunities

Coach Davie has several media availability times during the week. During game week, he is available after practices on Monday, Wednesday and Thursday. He also meets with the local media on Tuesday at noon as part of UNM's weekly fall sports media luncheon (other fall sport coaches meet with the media at noon prior to Davie speaking).

Schedules for the two short weeks (two Friday games) will be announced at a later date.

New Mexico Media Luncheon

The New Mexico Media Luncheons are Tuesdays from noon to 1:30 p.m. Coach Davie is available at approximately 12:30 pm. Audio and video clips from Davie are available at www.golobos.com. The press conferences are also streamed on GoLobos.com by LoboTV. Please note that the Mountain West no longer will conduct a football coaches teleconference. The luncheon is on the Zia II level of the West press box.

New Mexico Player Interview Opportunities

All player interviews must be arranged through the UNM athletics communications office. The main time for interviews is after practice. Wednesday is the last day for player interviews. For lengthier interviews, please call the communications office to arrange, which we are happy to do, working around class schedules. These will normally take place in the communications suite in the Maloof Center.

Postgame: The UNM locker room is closed. Requested players will be brought to an area to be determined after home games and outside the locker room for road games.

For road games, all interviews will be posted to UNM's Media Dropbox account, along with selected highlights. These are provided for your usage, but please credit LoboTV.

Wireless in the Press Box

The press box at Dreamstyle Stadium is fully equipped for wireless connections. Access is free, but those wanting access need their own internal or external wireless cards. Phone lines are available.

www.collegepressbox.com

CollegePressBox.com gives the media one-stop access to updated contact information, media guides, game books, photos, quotes, links and more for each of the league's schools and the Mountain West office. Log-in information will be provided by the MW office to accredited media, or you can apply for a password by sending an e-mail to password@collegepressbox.com.

Ticket Information

- online at unmtickets.com
• by calling 925-5858 or toll-free at 800-955-HOWL
• Albertson's stores in Albuquerque, Rio Rancho, Los Lunas and Santa Fe
• Lobo Ticket Office inside Dreamstyle Arena at the NW corner of University & Cesar Chavez boulevards from 8:30-5 Monday-Friday
• UNM Bookstore (Bookstore Ticket Office is closed on Mondays) For more information call the New Mexico Athletics Ticket Office at (505) 925-5626 or 1-800-955-HOWL (4695). Call (505) 925-5500 for group tickets and ask to speak to a customer service representative.

On Game Day, the northeast box office at University Stadium opens four hours prior to kickoff, and the Lobo Ticket Office at Dreamstyle Arena opens three hours before game time. The northwest Dreamstyle Stadium box office opens 90 minutes before kickoff.

Lobo Talk & The Lobo Coaches Show

Host Robert Portnoy and coach Bob Davie discuss UNM football at Lobo Talk primarily on Wednesdays. The show airs from 7-8 p.m. on the Lobo Radio Network. Fans can call 866-350-4309 to ask coach Davie a question. The Lobo Coaches Show will be on AT&T Sports.

Game Credentials

Regular UNM media will receive game credentials prior to the start of the season. For media members with season credentials, that pass also serves as a parking pass. This year media will park in the Baseball South lot only.

Visiting team media should request single-game credentials through their team's media relations office. Parking passes for the Baseball South and media lots will be needed.

Media members not associated directly with a team can email requests to fmercog@unm.edu. Please have these Wednesday of game week (Tuesday for Friday night home games).

For media members picking up credentials at will call without parking passes, it is located in the Northeast corner of the stadium by Gate 7 or 8. For media members picking up with parking passes, credentials will be located at the University Drive entrance to the Baseball South lots with the parking attendant. This should allow you to get your credential without having to wait in line or deal with parking on the north side of the stadium.



2019 Numerical Roster

No.	Name	Pos.	Ht.	Wt.	Cl-Exp.	Hometown (Last School)	Pronunciation
2	Lawrence "L.O." Johnson	RB	5-11	205	Fr-RS	Waunakee, Wisc. (Waunakee HS)	
3	Elijah Lilly	WR	6-0	159	Sr-3L#	San Bernardino, Calif. (Cajon HS)	
3	Patrick Peek	S	5-10	199	Sr-1VL#	Ft. Worth, Texas (Trinity Valley JC/Aledo HS)	
4	Sheriron Jones	QB	6-3	196	Sr-1VL	Moreno Valley, Calif. (Mt. San Jacinto JC/Tennessee/Rancho Verde HS)	sher ON
4	Shaddrick Lowery	S	5-9	191	So-JC#	Dania Beach, Fla. (College of the Canyons/American Heritage HS)	
5	Daevon Vigilant	RB	5-7	180	So-1VL-2RS	Downey, Calif. (Downey HS)	DAY von
5	James Lewis	LB	5-11	215	Jr-JC	Tulsa, Okla. (Coffeyville JC/Oklahoma State/Tulsa Memorial HS)	
6	Bryson Carroll	RB	5-6	185	So-SQ-RS	San Antonio, Texas (Roosevelt HS)	
6	De'John Rogers	CB	5-9	170	Sr-1VL#	Paramus, N.J. (Monroe College/Paramus Catholic HS)	DAY zhahn
7	Anselem Umeh	WR	5-11	176	Jr-2L-RS	Bellflower, Calif. (St. John Bosco HS)	AN suh lem OO may
7	Blair Manly	CB	6-2	205	Sr-3L-RS	Albuquerque, N.M. (Cibola HS)	
8	Tevaka Salanoa-Tuioti	QB	6-1	199	So-1L-2RS	Long Beach, Calif. (La Mirada HS)	teh VAH KAH TOO ee OH tea
8	Donte Martin	CB	5-9	167	Fr-RS	Oxnard, Calif. (Rio Mesa HS)	
9	Jordan Kress	WR	6-0	197	Jr-JC#	Loveland, Colo. (Butte JC/Mountain View HS)	
9	Jerrick Reed II	S	5-10	188	So-JC#	Olive Branch, Miss. (NW Mississippi CC/Olive Branch HS)	
10	Trae Hall	QB	6-2	181	Fr-RS	Henderson, Texas (Henderson HS)	
10	Eric Cuffee, Jr.	CB	5-11	190	Jr-JC	Waco, Texas (Trinity Valley CC/Texas/Waco HS)	
11	Cedric Patterson III	WR	5-11	168	Fr-RS	Crosby, Texas (Crosby HS)	
11	Kameron Miller	S	6-2	204	Jr-2L-RS	Las Cruces, N.M. (Las Cruces HS)	
12	Brandt Hughes	QB	6-2	226	Jr-JC#	Chico, Calif. (Butte JC/Pleasant Valley HS)	
12	Antonio Hunt	CB	5-8	164	So-JC	Lancaster, Calif. (College of the Canyons/Paraclete HS)	
13	Aaron Molina	WR	6-3	200	Sr-1L-RS	Albuquerque, N.M. (College of the Canyons/Valley HS)	
13	Nico Bolden	S	6-3	207	So-1VL-RS	Woodbury, Minn. (Woodbury HS)	
14	Tye Moore	WR	5-7	158	Fr-HS#	Las Vegas, Nev. (Desert Pines HS)	
14	Michael LoVett III	CB	6-0	185	Jr-JC	Ft. Wayne, Ind. (Garden City CC/Cabrillo HS)	leh VETT
15	Q' Drennan	WR	6-2	194	Jr-2L-2RS	El Paso, Texas (Americas HS)	QUE
15	Letaeyvon Beaton	S	5-9	200	Jr-JC	St. Petersburg, Fla. (Hutchinson CC/Boca Ciega HS)	le TAY VEE on
16	Connor Genal	QB	6-5	220	Fr-HS#	Santa Fe Springs, Calif. (St. Paul HS)	jen AL
17	Emmanuel Logan-Greene	WR	5-8	160	Jr-JC#	Ft. Lauderdale, Fla. (Iowa Central CC/UCF/American Heritage HS)	
17	Ben Bertram	DL	6-2	226	Fr-RS	Albuquerque, N.M. (Sandia HS)	
18	Jonah Leyva	WR	6-0	189	So-1SQ-RS	Carlsbad, N.M. (Carlsbad HS)	
18	Dylan Horton	LB	6-4	222	So-1VL#	Frisco, Texas (Frisco HS)	
19	Thomas Vieira	WR	5-10	182	Sr-2L-1SQ-RS	Albuquerque, N.M. (La Cueva HS)	vee YEAH ra
19	Devin Sanders	LB	6-2	236	So-JC	San Diego, Calif. (San Diego Mesa CC/Mira Mesa HS)	
20	Reece Wilkinson	WR	5-8	165	Fr-RS	Albuquerque, N.M. (La Cueva HS)	
20	Jacobi Hearn	LB	5-11	237	Jr-JC#	Jackson, Miss. (Mississippi Gulf Coast CC/Clinton HS)	
21	Chad Alexander	RB	5-6	164	Fr-HS#	New Orleans, La. (Landry-Walker HS)	
21	Brandon Burton	S	6-1	200	Jr-TR-RS	Los Angeles, Calif. (Junipero Serra HS)	
23	Jay Griffin IV	WR	5-10	159	Jr-2L-RS	Huntsville, Texas (Huntsville HS)	
23	Reco Hannah	LB	6-2	211	Jr-JC	Wedowee, Ala. (Highland CC/Randolph County HS)	
24	Kentrail Moran	RB	5-9	203	So-1L-2RS	O'Fallon, Ill. (O'Fallon HS)	ken TRAIL
24	Corey Hightower	S	5-11	176	Jr-2L-RS	Huntsville, Texas (Huntsville HS)	
25	Marquae Kirkendoll	S	6-0	171	Fr-HS#	Chicago, Ill. (Simeon HS)	mar KWAY
26	Nic Wilson	CB	5-10	177	So-RS	San Bernardino, Calif. (El Cajon HS)	
27	Nick Foster	WR	6-0	180	So-JC	Orinda, Calif. (Santa Barbara CC/Miramonte HS)	
28	Ahmari Davis	RB	5-10	182	Sr-1VL#	Oakland, Calif. (Laney College/James Logan HS)	aah MARR ee
28	Tony Collier	CB	5-11	170	Jr-JC	Little Rock, Ark. (College of the Canyons/North Little Rock HS)	
30	Alexander "Moana" Vainikolo	LB	5-11	246	Sr-1VL	Kihei, Haw. (Mt. San Antonio JC/Maui HS)	VINE ih KO lo
32	Micah Gray	RB	5-11	191	So-1VL-RS	Clovis, N.M. (Clovis HS)	
32	Johnny Hernandez	S	5-10	187	Sr-1VL-RS	Temecula, Calif. (Saddleback JC/Great Oak HS)	
33	Javohn Jones	RB	5-10	185	Sr-3L-RS	Albuquerque, N.M. (La Cueva HS)	jah VON
33	Alex Hart	LB	6-3	235	Sr-3L-RS	Prior Lake, Minn. (Prior Lake HS)	
34	Bobby Cole	RB	5-9	199	So-1SQ-RS	Chatsworth, Calif. (Sierra Canyon HS)	
34	Jared EnRico	LS	6-1	195	Jr-2L	La Mirada, Calif. (La Mirada HS)	on REE coh
35	Dequez Irving	TE	5-10	227	Sr-RS	Wichita, Kan. (Wichita East HS)	deh KWEZ
36	Xavier Vigil	LB	5-11	231	So-1SQ-RS	Santa Fe, N.M. (St. Michael's HS)	VEE hill
38	Matt French	LB	6-0	224	Jr-2SQ-RS	Crestview, Fla. (Crestview HS)	
39	Ryan Romero	S	6-2	185	Fr-HS#	Rancho Santa Margarita, Calif. (Tesoro HS)	
45	Josh Woisin	LB	5-10	214	So-1SQ-RS	Albuquerque, N.M. (La Cueva HS)	rhymes with "Poisin"
46	Brandon Shook	LB	6-2	231	Jr-1VL-RS	Simi Valley, Calif. (Westlake HS/College of the Canyons)	
47	Dylan Kelly-Romero	K	5-10	192	Sr-1SQ-RS	Los Lunas, N.M. (Los Lunas HS)	
48	Aiden Kneller	LS	6-1	206	Fr-HS#	Englewood, Colo. (Cherry Creek HS)	kuh NEL er
50	Teton Saltes	OL	6-6	284	Jr-2L-RS	Albuquerque, N.M. (Valley HS)	TEE taan SALT ess
51	Tayo Regenold	OL	6-3	285	Fr-HS	Santa Fe, N.M. (St. Michael's HS)	pronounced just like the name "Reginald"
52	Aaron Blackwell	DL	6-3	288	Sr-2L	Peoria, Ariz. (Mesa CC/Liberty HS)	
53	Emmanuel Malek	DL	6-2	230	Fr-HS#	Arlington, Texas (Sam Houston HS)	MAL (like the name AI) ehk



2019 Numerical Roster

No.	Name	Pos.	Ht.	Wt.	Cl-Exp.	Hometown (Last School)	Pronunciation
54	Langston Murray	DL	6-2	318	So-1VL-RS	Logansport, La. (Logansport HS)	
55	Elmer Pauni	DL	6-3	305	Jr-JC	West Valley, Utah (Mt. San Antonio JC/Granger HS)	POW knee
55	Radson Jang	OL	6-1	242	So-1SQ-RS	Honolulu, Hi. (Army Prep/Kamehameha HS)	
56	Austin Cook	OL	6-5	295	Jr-1VL	Fort Scott, Kan. (Butler Community College/Fort Scott HS)	
60	Colston Chacon	OL	6-3	290	Fr-RS	La Habra, Calif. (Corona Del Mar HS)	sha CONE
64	Kyle Stapley	OL	6-3	307	Jr-1VL	Morgan, Utah (Snow College/Morgan HS)	STAPE lee
65	Justice Spates	OL	6-4	271	So-JC#	Pacioma, Calif. (College of the Canyons/Chaminade HS)	
66	Jacob Jankoviak	OL	6-2	285	Jr-JC#	Corona, Calif. (Fullerton JC/Centennial HS)	
67	Hayden Wilson	OL	6-3	281	So-1SQ-RS	Rio Rancho, N.M. (Cleveland HS)	
70	Brad Murphy	OL	6-3	290	So-RS	San Jose, Calif. (CC of San Francisco/Valley Christian HS)	
71	David Zavala	OL	6-4	297	Sr-1SQ-JC	Lakewood, Calif. (Cerritos College/Nevada/Lakewood HS)	zah VAH lah
73	Cade Briggs	OL	6-3	275	Fr-HS#	Las Vegas, Nev. (Bishop Gorman HS)	
74	Daniel Hammons	OL	6-3	267	So-TR	Joshua, Texas (West Texas A&M/Godley HS)	
76	Jarred Sylvester	OL	6-5	309	Sr-1VL	Clayton, N.J. (Dodge City CC/Clayton HS)	
78	Javon Mosley	OL	6-7	335	Sr-1VL	Fort Worth, Texas (Kilgore JC)	
78	Louis Harden	DL	6-1	290	Fr-RS	San Clemente, Calif. (San Clemente HS)	
79	Chris Estrella	OL	6-4	294	Sr-2L	San Jacinto, Calif. (Mt. San Jacinto JC/San Jacinto HS)	
80	Anu Somoye	WR	6-2	195	Sr-3L-RS	Houston, Texas (Alief Taylor HS)	ah NEW sa MOY yea
82	Jeffrey Jones, Jr.	TE	6-5	236	Sr-1VL	St. Louis, Mo. (Bakersfield College/Eastern Illinois/O'Fallon Township)	
83	Blake Wells	WR	5-11	180	Jr-JC	Clovis, Calif. (College of the Sequoia/Buchanan HS)	
84	Erik Beilman	TE	6-4	255	Sr-3L-RS	San Antonio, Texas (Brandeis HS)	BEEL man
84	Trent Sellers	DL	6-3	271	Sr-1SQ-JC	Fayetteville, Ga. (Coffeyville CC/Georgia Tech/Sandy Creek HS)	
85	Kyle Jarvis	TE	6-3	244	Jr-JC	Antioch, Calif. (Contra Costa College/Antioch HS)	
86	Kyle Hester	TE	6-4	230	Fr-HS#	Gilbert, Ariz. (Highland HS)	
87	Andrew Erickson	WR	6-2	185	Fr-RS	Albuquerque, N.M. (Manzano HS)	
88	Marcus Williams	TE	6-3	205	Jr-2L#	Rio Rancho, N.M. (Cleveland HS)	
89	Beau Hott	LS/TE	6-4	225	Sr-3L-RS	Plano, Texas (Plano HS)	
90	Erin Austin	DL	6-2	269	Sr-1VL#	Vallejo, Calif. (Laney College/Heritage HS)	
91	John Mitchell	P	6-1	194	So-1SQ-RS	Great Falls, Va. (Our Lady of Good Counsel HS)	
92	Omar Darame	DL	6-3	238	Fr-HS#	Arlington, Texas (Sam Houston HS)	dah RAH may
93	Nahje Flowers	DL	6-3	278	Jr-2L-RS	Los Angeles, California (Dorsey HS)	NAH gee
94	Andrew Shelley	K	6-1	185	So-1VL-RS	Albuquerque, N.M. (Eldorado HS)	
94	Harshan Sachdeva	DL	6-4	245	Fr-HS#	Bakersfield, Calif. (Stockdale HS)	sack DEE vah
95	Adebayo Soremekun	DL	6-2	298	Sr-1VL#	Los Angeles, Calif. (Long Beach City College/Dorsey HS)	add ah BUY yo sore IM ih kin
96	Tyson Dyer	P	6-2	198	Jr-1VL#	Queensland, Australia (Palomar College/Palm Beach Currumbin State HS)	
97	Justin Harris	DL	6-6	251	Jr-JC	Gonzalez, Louisiana (Hutchinson CC/Baylor/East Ascension HS)	
98	Joey Noble	DL	6-3	253	Jr-JC#	Cerritos, Calif. (Fullerton JC/Los Alamitos HS)	
99	Donovan Murphree	K	6-2	175	Fr-RS	Ft. Collins, Colo. (Fossil Ridge HS)	
99	Ben Gansallo	DL	6-2	291	Jr-JC#	Missouri City, Texas (Blinn JC/Dulles HS)	

#denotes has a redshirt year available

Coaching Staff

Head Coach: Bob Davie (Youngstown State, 1976)**Offensive Coordinator/QBs:** Joe Dailey (North Carolina, 2007)**Defensive Coordinator/Safeties:** Jordan Peterson (Texas A&M, 2009)**Offensive Run Game Coordinator/OL:** Saga Tuitele (Portland State, 2002)**Special Teams Coordinator/CBs:** Perry Eliano (Stephen F. Austin, 2000)**Pass Game Coordinator/RBs:** Apollo Wright (Cheyney [PA], 1998)**Wide Receivers:** Scott Baumgartner (Pacific, 1989)**Linebackers:** Dan Carrel (West Liberty, 2011)**Tight Ends:** Clay Davie (Arizona State, 2007)**Defensive Line:** Stan Eggen (Moorhead State, 1977)**Linebackers:** Dillon Sanders (Northern Colorado, 2010)**Graduate Assistants:** (Offense) Jacob Girdle (Defense) Jake Rothschilder**Assistant Athletic Director for Football:** Brian DeSpain**Director of Recruiting:** Greg Svarczkopf**Assistant Operations & Recruiting:** Jacob Grant**Director of Athletic Performance:** Scott Holsopple**Asst. Director of Athletic Performance:** John McWilliams**Video Coordinator:** John Lintner**Head Equipment Manager:** Chris Schieder**Assistant Athletic Director for Communications (Football):** Frank Mercogiano



2019 Primary Two-Deep & Flash Stats

OFFENSE

Pos.	#	Player	Ht.	Wt.	Cl.-Ex.	Hometown (Last School)	2019 Stats
WR-X	9	Jordan Kress	6-0	197	Jr-JC#	Loveland, Colo. (Butte JC/Mountain View HS)	
	80	Anu Somoye	6-2	195	Sr-3L-RS	Houston, Texas (Alief Taylor HS)	
-or-	13	Aaron Molina	6-3	200	Sr-1L-RS	Albuquerque, N.M. (College of the Canyons/Valley HS)	
LT	78	Javon Mosley	6-7	335	Sr-1L	Fort Worth, Texas (Kilgore JC)	
	76	Jarred Sylvestor	6-5	309	Sr-1L	Clayton, N.J. (Dodge City CC/Clayton HS)	
LG	79	Chris Estrella	6-4	294	Sr-2L	San Jacinto, Calif. (Mt. San Jacinto JC/San Jacinto HS)	
	71	David Zavala	6-4	297	Sr-1SQ-JC	Lakewood, Calif. (Cerritos College/Nevada/Lakewood HS)	
C	64	Kyle Stapley	6-3	307	Jr-1L	Morgan, Utah (Snow College/Morgan HS)	
	55	Radson Jang	6-1	271	So-1SQ-RS	Honolulu, Hi. (Army Prep/Kamehameha HS)	
RG	66	Jacob Jankoviak	6-2	285	Jr-JC#	Corona, Calif. (Fullerton JC/Centennial HS)	
	73	Cade Briggs	6-3	275	Fr-HS#	Las Vegas, Nev. (Bishop Gorman HS)	
RT	50	Teton Saltes	6-6	284	Jr-2L-RS	Albuquerque, N.M. (Valley HS)	
	65	Justice Spates	6-4	271	So-JC#	Pacioma, Calif. (College of the Canyons/Chaminade HS)	
-or-	67	Hayden Wilson	6-3	281	So-1SQ-RS	Rio Rancho, N.M. (Cleveland HS)	
TE	88	Marcus Williams	6-3	205	Jr-2L#	Rio Rancho, N.M. (Cleveland HS)	
	84	Erik Beilman	6-4	255	Sr-3L-RS	San Antonio, Texas (Brandeis HS)	
-or-	82	Jeffrey Jones, Jr.	6-5	236	Sr-1L	St. Louis, Mo. (Bakersfield College/Eastern Illinois/O'Fallon Township)	
-or-	85	Kyle Jarvis	6-3	244	Jr-JC	Antioch, Calif. (Contra Costa College/Antioch HS)	
WR-H	23	Jay Griffin IV	5-10	159	Jr-2L-RS	Huntsville, Texas (Huntsville HS)	
	3	Elijah Lilly	6-0	159	Sr-3L#	San Bernardino, Calif. (Cajon HS)	
	17	Emmanuel Logan-Greene	5-8	160	Jr-JC#	Ft. Lauderdale, Fla. (Iowa Central/UCF/IMG Academy/Coconut Creek HS)	
-or-	19	Thomas Viera	5-10	182	Sr-2L-1SQ-RS	Albuquerque, N.M. (La Cueva HS)	
WR-Z	7	Anselem Umeh	5-11	176	Jr-2L-RS	Bellflower, Calif. (St. John Bosco HS)	
	15	Q Drennan	6-2	194	Jr-2L-2RS	El Paso, Texas (Americas HS)	
-or-	11	Cedric Patterson III	5-11	168	Fr-RS	Crosby, Texas (Crosby HS)	
QB	4	Sherion Jones	6-3	196	Sr-1L	Moreno Valley, Calif. (Mt. San Jacinto HC/Tennessee/Rancho Verde HS)	
-or-	8	Tekava Salanoa-Tuotii	6-1	199	So-1L-2RS	Long Beach, Calif. (La Mirada HS)	
-or-	10	Trae Hall	6-2	181	Fr-RS	Henderson, Texas (Henderson HS)	
-or-	12	Brandt Hughes	6-2	226	Jr-JC#	Chico, Calif. (Butte JC/Pleasant Valley HS)	
RB	28	Ahmari Davis	5-10	182	Sr-1L#	Oakland, Calif. (Laney College/James Logan HS)	
	33	Javohn Jones	5-10	185	Sr-3L-RS	Albuquerque, N.M. (La Cueva HS)	
	5	Daevon Vigilant	5-7	180	So-1L-2RS	Downey, Calif. (Downey HS)	
	6	Bryson Carroll	5-7	185	So-SQ-RS	San Antonio, Texas (Roosevelt HS)	
	32	Micah Gray	5-11	191	So-1L-RS	Clovis, N.M. (Clovis HS)	

DEFENSE

Pos.	#	Player	Ht.	Wt.	Cl.-Ex.	Hometown (Last School)	2019 Stats
LE	84	Trent Sellers	6-3	271	Sr-1SQ	Fayetteville, Ga. (Coffeyville CC/Georgia Tech/Sandy Creek HS)	
	95	Adebayo Soremekun	6-2	298	Sr-1L#	Los Angeles, Calif. (Long Beach City College/Dorsey HS)	
NT	52	Aaron Blackwell	6-3	288	Sr-2L	Peoria, Ariz. (Mesa CC/Liberty HS)	
	99	Ben Gansallo	6-2	291	Jr-JC#	Missouri City, Texas (Blinn JC/Dulles HS)	
	54	Langston Murray	6-2	318	So-1L-RS	Logansport, La. (Logansport HS)	
RE	90	Erin Austin	6-2	269	Sr-1L#	Vallejo, Calif. (Laney College/Heritage HS)	
	98	Joey Noble	6-3	253	Jr-JC#	Cerritos, Calif. (Fullerton JC/Los Alamitos HS)	
	97	Justin Harris	6-6	251	Jr-JC	Gonzalez, La. (Hutchinson CC/Baylor/East Ascension HS)	
RUSH	18	Dylan Horton	6-4	222	So-1L#	Frisco, Texas (Frisco HS)	
	20	Jacobi Hearn	5-11	237	Jr-JC	Jackson, Miss. (Mississippi Gulf Coast CC/Clinton HS)	
	19	Devin Sanders	6-2	236	So-JC	San Diego, Calif. (San Diego Mesa CC/Mira Mesa HS)	
MLB	33	Alex Hart	6-3	235	Sr-3L-RS	Prior Lake, Minn. (Prior Lake HS)	
	46	Brandon Shook	6-2	231	Jr-1L-RS	Simi Valley, Calif. (Westlake HS/College of the Canyons)	
-or-	23	Reco Hannah	6-2	211	Jr-JC	Wedowee, Ala. (Highland CC/Randolph County HS)	
BUCK	30	Alexander "Moana" Vainikolo	5-11	246	Sr-1L	Kihea, Haw. (Mt. San Antonio JC/Maui HS)	
	5	James Lewis	5-11	215	Jr-JC	Tulsa, Okla. (Coffeyville JC/Oklahoma State/Tulsa Memorial HS)	
LCB	6	De'John Rogers	5-9	170	Sr-1L	Paramus, N.J. (Monroe College/Paramus Catholic HS)	
	12	Antonio Hunt	5-8	164	So-JC	Lancaster, Calif. (College of the Canyons/Valley HS)	
SS	3	Patrick Peek	5-10	199	Sr-1L#	Ft. Worth, Texas (Trinity Valley JC/Aledo HS)	
	9	Jerrick Reed II	5-10	188	So-JC#	Olive Branch, Miss. (MW Mississippi CC/Olive Branch HS)	
FS	11	Kameron Miller	6-2	204	Jr-2L-RS	Las Cruces, N.M. (Las Cruces HS)	
	15	Letavveon Beaton	5-9	200	Jr-JC	St. Petersburg, Fla. (Hutchinson CC/Boca Ciega HS)	
-or-	4	Shaddrick Lowery, Jr.	5-9	191	So-JC#	Dania Beach, Fla. (College of the Canyons/American Heritage HS)	
NICK	32	Johnny Hernandez	5-10	187	Sr-1L-RS	Temecula, Calif. (Saddleback JC/Great Oak HS)	
	13	Nico Bolden	6-3	207	So-1L-RS	Woodbury, Minn. (Woodbury HS)	
RCB	8	Donte Martin	5-9	167	Fr-RS	Oxnard, Calif. (Rio Mesa HS)	
	7	BlairManly	6-2	205	Sr-3L-RS	Albuquerque, N.M. (Cibola HS)	

SPECIAL TEAMS

Pos.	#	Player	Ht.	Wt.	Cl.-Ex.	Hometown (Last School)	2019 Stats
FGs	94	Andrew Shelley	6-1	185	So-1L-RS	Albuquerque, N.M. (Eldorado HS)	
	47	Dylan Kelly-Romero	5-10	192	Sr-1SQ-RS	Los Lunas, N.M. (Los Lunas HS)	
KOs	99	Donovan Murphree	6-2	175	Fr-RS	Ft. Collins, Colo. (Fossil Ridge HS)	
	47	Dylan Kelly-Romero	5-10	192	Sr-1SQ-RS	Los Lunas, N.M. (Los Lunas HS)	
P	96	Tyson Dyer	6-2	198	Jr-1L#	Queensland, Australia (Palomar College/Palm Beach Currumbin State HS)	
	94	Andrew Shelley	6-1	185	So-1L-RS	Albuquerque, N.M. (Eldorado HS)	
DS	34	Jared EnRico	6-1	195	Jr-1L	La Mirada, Calif. (La Mirada HS)	
	48	Aiden Kneller	6-1	206	Fr-HS#	Englewood, Colo. (Cherry Creek HS)	
Hold	96	Tyson Dyer	6-2	198	Jr-1L#	Queensland, Australia (Palomar College/Palm Beach Currumbin State HS)	
	12	Brandt Hughes	6-2	226	Jr-JC#	Chico, Calif. (Butte JC/Pleasant Valley HS)	
KOR	8	Donte Martin	5-9	167	Fr-RS	Oxnard, Calif. (Rio Mesa HS)	
	21	Chad Alexander	5-6	164	Fr-HS#	New Orleans, La. (Landry-Walker HS)	
	15	Q Drennan	6-2	194	Jr-2L-2RS	El Paso, Texas (Americus HS)	
	6	Bryson Carroll	5-6	185	So-1SQ-RS	San Antonio, Texas (Roosevelt HS)	
PR	6	De'John Rogers	5-9	70	Sr-1L#	Paramus, N.J. (Monroe College/Paramus Catholic HS)	
	15	Q Drennan	6-2	194	Jr-2L-2RS	El Paso, Texas (Americus HS)	
	7	Anselem Umeh	5-11	176	Jr-2L-RS	Bellflower, Calif. (St. John Bosco HS)	

#denotes has redshirt available


Quarterbacks are listed in numerical order



MAKING NATIONAL HEADLINES



A study for 2016 showed New Mexico Football had over 10,000 articles in print and on the web in addition to seven games on ESPN, three on ROOT Sports and one on CBS Sports Network



USA TODAY

Featured Lobo Football in its Bowl Preview Section

Gave Lobo Football an 'A' Rating in its 2016 Report Card

Listed Coach Davie among top 10 for best coaching jobs in 2016



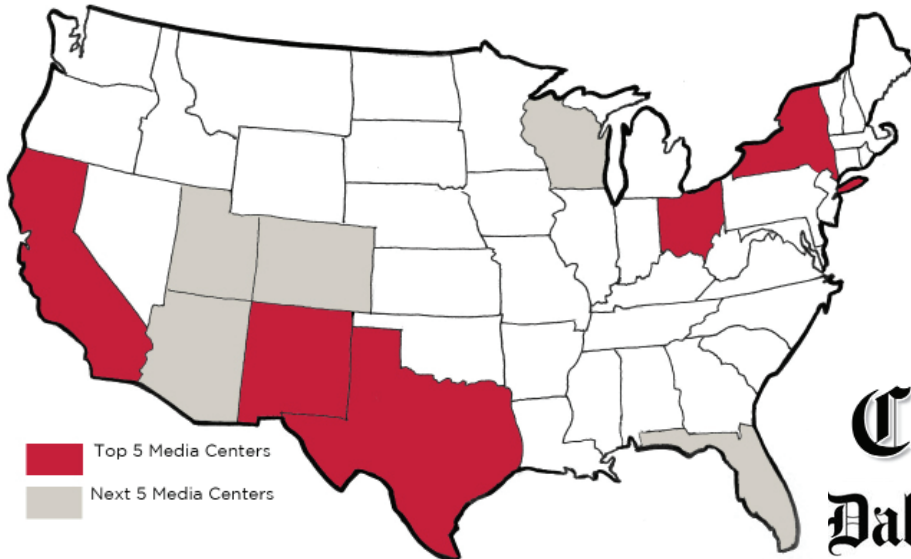
1.39 million viewers for Gildan New Mexico Bowl

Seven games on ESPN, ESPN2 and ESPNU, four in primetime



Numerous articles, including, "New Mexico Football Using Unique Offense in Recent Rise"

The same study showed New Mexico Football's coverage intensity is highest not just in New Mexico, but in media hot spots of California, New York, Texas and Ohio



NY

DAILY NEWS

Chicago Tribune

Dallas Morning News



Lobo Radio Network

Every New Mexico football game is broadcast over the Lobo Radio Network. 770 KKOB-AM in Albuquerque is the flagship. Robert Portnoy is in his seventh season of play-by-play broadcasting with The University of New Mexico. The Lobo Radio Network:

Albuquerque	KKOB-AM	770 AM
Albuquerque	KKOB FM Simulcast	94.5 FM
Aztec	KLJH-FM	96.1 FM
Bloomfield	KLJH-2	107.1FM
Carlsbad	KATK-AM	740 AM
Farmington	KLJH-FM	107.1 FM
Farmington	KLJH-FM	96.1 FM
Farmington	KLJH-1	107.1 FM
Gallup	KYVA-AM	1230 AM
Gallup	KYVA-AM	94.9 FM
Grants	KMIN-AM	980 AM
Hobbs	KWMW-FM	105.1 FM
Las Vegas	KBQL-FM	92.7 FM
Mancos, CO	KLJH-FM	107.9 FM
Pagosa Springs, CO	KLJH-FM	98.3 FM
Santa Fe	KVSF-AM	1400 AM
Ruidoso	KWMW-FM	99.1 FM
Ruidoso	KRUI-AM	1490 AM
Socorro	KYRN-FM	102.1 FM
Window Rock, AZ	KLJH-FM	92.3 FM

Roster Breakdown

2019 LETTERMEN/SQUAD RETURNING (47)

Offense (28): QB (2) Sheriron Jones*, *Tevaka Salanoa-Tuioti** RB (7) *Bryson Carroll**, Bobby Cole*, Ahmari Davis*, Micah Gray*, Javon Jones***, Kentrail Moran*, Daevon Vigilant*, **WR (7)** *Q' Drennan***, Jay Griffin IV**, Elijah Lilly***, *Aaron Molina**, Anu Somoye***, Anselem Umeh**, Thomas Vieira***; **TE (3)** Erik Beilman**, Jeffrey Jones, Jr., Marcus Williams**; **OL (9)** Austin Cook*, Chris Estrella**, Radson Jang*, Beau Hott**, Javon Mosley*, Teton Saltes**, Kyle Stapley*, Jarred Sylvester*, David Zavala*

Defense (17): DL (5) Erin Austin*, Aaron Blackwell**, Nahje Flowers**, Langston Murray*, Adebayo Soremekun*; **LB (5)** Matthew French*, *Alex Hart****, Dylan Horton*, Brandon Shook*, Alexander "Moana" Vainikolo*; **S (4)** Nico Bolden*, Johnny Hernandez*, Kameron Miller**, Patrick Peek*; **CB (3)** Corey Hightower**, Blair Manly***, De'John Rogers*

Specialists (2): Tyson Dyer*, Jared EnRico**, Dylan Kelly-Romeiro*, Andrew Shelley*;

STARTERS RETURNING (15)

Offense (7): QB Lamar Jordan, RB Tyrone Owens, OL Charlie Grammel, OL Aaron Jenkins, TE Marcus Williams TE, WR Q' Drennan, WR Patrick Reed

Defense (6): DL Cody Baker, LB, Rhashaun Epting, LB Alex Hart, CB Jalin Burrell, CB D'Angelo Ross, S Bijon Parker

Specialists (2): LS Jared EnRico, LS Lon Hampton

STARTERS LOST (14)

Offense (4): RB Tyrone Owens, WR Delane Hart-Johnson, WR Patrick Reed, OL Aaron Jenkins

Defense (9): DL Cody Baker, MLB Evah Tohi, LB Sitiveni Tamaivana, RUSH Rhashaun Epting, CB Jalin Burrell, CB D'Angelo Ross, S Stanley Barnwell, Jr., S Marcus Hayes, NICK Bijon Parker

Specialists (1): LS Lon Hampton

REDSHIRTS/SQUAD RETURNING (19)

Offense (9): QB (1) Trae Hall **RB (1)** Lawrence "L.O." Johnson **WR (4)** Andrew Erickson, Jonah Leyva, Cedric Patteron III, Reece Wilkinson **OL (3)** Colston Chacon, Brad Murphy, Hayden Wilson

Defense (8): DL (3) Ben Bertram, Louis Harden, Trent Sellers, **LB (3)** Dequez Irving, Xavier Vigil, Josh Woisin; **CB (2)** Donte Martin, Nic Wilson

Specialists (2): John Mitchell, Donovan Murphree

*denotes played during the season and didn't redshirt

italics denotes played in 2018 but earned medical redshirt

The Opening List

As UNM starts its 120th season of college football, there is no more pertinent subject for the opening list, than the season openers. The Lobos all-time in season openers are 67-49-3, a .576 winning percentage. Under Bob Davie, the Lobos are 5-2 all-time in season openers, and the Lobos have won four straight, taking down Mississippi Valley State, South Dakota, Abilene Christian and Incarnate Word over the last four seasons. That four game streak is tied for the third-longest streak of consecutive season opening wins in school history (it's one of four times it has been accomplished).

A Lobo win over Sam Houston State would give UNM five straight season opening wins, which would tie for the second-longest streak in school history. The list of winning streaks of four or more are the subjects of a very appropriate season opening, Opening List.

LONGEST WINNING STREAKS IN SEASON OPENERS

- 7 1971-77 (at Texas Tech 13-10, New Mexico State 55-20, New Mexico State 48-6, Colorado State 32-23, Fresno State 29-0, at UTEP 25-7, at Hawai'i 35-26)
- 5 1954-58 (at BYU 21-12, New Mexico State 14-7, at New Mexico State 14-6, New Mexico State 25-7, at New Mexico State 16-7)
- 4 2015-18 (Mississippi Valley State 66-0, South Dakota 48-21, Abilene Christian 38-14, Incarnate Word 62-30)
- 4 1995-98 (Northern Arizona 45-21, at New Mexico State 28-7, Northern Arizona 33-10, Idaho State 38-9)
- 4 1960-63 (Univ. of Mexico 77-6, New Mexico State 41-7, New Mexico State 28-17, UTEP 23-7)
- 4 1926-29 (New Mexico Mines 20-0, New Mexico Mines 35-0, New Mexico Mines 45-0, New Mexico Mines 46-0)

Speaking of Openers...

UNM has had plenty of success in season openers, going 67-49-3 overall, which is a .576 winning percentage. When the season opener happens to be at home, UNM is even better, posting a 56-23-2 mark, which is a .704 winning percentage. The Lobos are 11-26-1 all-time when the season opener is on the road.

As for home openers, UNM is a robust 76-39-4 overall, a .655 mark. UNM has won four straight home openers, which was last accomplished 1995-98.

Ye Old Stadium Tour Continueth...

Looming for New Mexico in the second game of the season is a trip to South Bend, Indiana to take on the Fighting Irish of Notre Dame. While that will be a Homecoming for Lobo head coach Bob Davie, who served as head coach of the Fighting Irish from 1997-2001, becoming the first Irish head coach to lead Notre Dame into a BCS Bowl game (the Fiesta Bowl in 2001 for the 2000 season). However, it continues a trend of UNM playing in historic stadiums that were built before FDR became President in 1933.

Looking ahead to what UNM has scheduled out, and back to the first season of the Bob Davie era, UNM will have 10 such contests, including three in the oldest stadium in America still in use by an FBS team (Kyle Field, home of Texas A&M).

Year	Opponent	Stadium	Year Built	Age	Capacity	Attendance
2012	at Texas	Darrell K. Royal Memorial Stadium	1924	20th Oldest	100,119	100,990
2017	at Texas A&M	Kyle Field	1904	Oldest	102,733	99,051
2018	at Wisconsin	Camp Randall Stadium	1917	Sixth Oldest	80,321	77,003
2019	at Notre Dame	Notre Dame Stadium	1930	37th Oldest	77,622	
2020	at USC	Los Angeles Memorial Coliseum	1923	15th Oldest	77,500	
2020	at Mississippi State	Davis Wade Stadium at Scott Field	1914	Third Oldest	61,337	
2021	at Texas A&M	Kyle Field	1914	Oldest	102,733	
2022	at LSU	Tiger Stadium	1924	23rd Oldest	102,321	
2023	at Texas A&M	Kyle Field	1914	Oldest	102,733	
2025	at UCLA	Rose Bowl Stadium	1922	11th Oldest	90,888	

Should the game with Notre Dame draw a capacity crowd of 77,622, it would mark the fifth-largest crowd to see a Lobo game, barely topping the 77,003 that saw UNM and Wisconsin in 2018.

Dyer Continues UNM's Strong Punting Game

Tyson Dyer was tasked in 2018 with having to follow Corey Bojorquez, who went from UNM to the NFL, punting for the Buffalo Bills. Dyer certainly held up his end of the bargain. Dyer averaged 44.3 yards per punt in 2018 on 74 punts, and that average was good for fifth all-time in Lobo history for a single season. Heading into his junior season, Dyer will look to continue adding to his stat profile as he is 26 punts away from having enough to qualify for the career list (he would currently be second).

What Dyer did against Air Force last year however takes the cake. He banged a punt of 84 yards, which tied for the longest punt in the nation last season. It was the longest punt in the history of The University of New Mexico, which has been playing football since 1892. It was also the longest punt in Mountain West history by a sophomore.

Since the start of the 2013 season, there have been 48,933 punts by FBS teams, including 7,989 punts in 2018. Over those 48,933 punts, there was just one punt longer than Tyson Dyer's 84-yarder, and that was a 92-yard punt last year by Marshall's Kaare Vedvik.

FBS Punts of More than 80 Yards since 2013

2017	Kaare Vedvik, Marshall (C-USA)	92
2018	Tyson Dyer, New Mexico (MWC)	84
2018	Jake Bailey, Stanford (Pac 12)	84
2013	Zac Murphy, Miami (OH) (Mid-American)	84
2018	Braden Mann, Texas A&M (SEC)	82
2016	Joe Davidson, Bowling Green (Mid-American)	82
2016	Cole Moos, Kansas (Big 12)	82
2014	Scott Arellano, BYU (FBS Independent)	81



Lobos in the NCAA

Stat	Rank	Value
Total Offense	119	330.4
Rushing Offense	88	153.2
Passing Offense	108	177.3
Team Passing Efficiency	87	127.42
Scoring Offense	T-85	26.6
Total Defense	119	473.0
Rushing Defense	110	217.0
Passing Yards Allowed	104	256.0
Team Passing Efficiency Defense	103	145.01
Scoring Defense	T-113	36.2
Turnover Margin	T-90	-0.33
3rd Down Conversion Pct	84	0.373
4th Down Conversion Pct	T-123	0.333
3rd Down Conversion Pct Defense	104	0.433
4th Down Conversion Pct Defense	T-87	0.563
Red Zone Offense	75	0.825
Red Zone Defense	T-107	0.895
Net Punting	30	39.20
Punt Returns	4	19.41
Kickoff Returns	127	15.75
First Downs Offense	117	210
First Downs Defense	100	283
Fewest Penalties Per Game	20	4.75
Fewest Penalty Yards Per Game	40	47.83
Time of Possession	116	27:36

Individual Leaders

Stat	Player	Value
APY	Tyrone Owens	741
FGM	Andrew Shelley	7
Int	Evahelotu Tohi	2
Pass Eff	Tevaka Tuioti	170.64
Points	Andrew Shelley	55
Punt Avg	Tyson Dyer	524.4
Punt Ret Yds	Marcus Hayes	318
Rec	Delane Hart-Johnson	33
Receiving Yards	Delane Hart-Johnson	512
Rush Net Yards	Tyrone Owens	687
Sacks	Rhashaun Epting	5.5
Tackles	Stanley Barnwell, Jr.	76
Tot Off	Sherion Jones	1,708

Season Honors

Aaron Blackwell - DT

Phil Steele Preseason Second Team
Athlon Preseason Third Team

Tyson Dyer - P

Phil Steele Preseason Third Team
Athlon Preseason Third Team

Jay Griffin IV - WR

Earl Campbell Tyler Rose Award Watch List

Alex Hart - LB

Athlon Preseason Fourth Team

Elijah Lilly - KR

Athlon Preseason Fourth Team

Teton Saltes - T

Phil Steele Preseason Third Team
Athlon Preseason Third Team

Andrew Shelley - K

Phil Steele Preseason Fourth Team
Athlon Preseason Fourth Team

Kyle Stapley - C

Athlon Preseason Fourth Team
Rimington Preseason Watch List

Marcus Williams - TE

Athlon Preseason Third Team

Longest Punts in New Mexico History

84 Tyson Dyer at Air Force	11/10/2018
81 Bob Crandall vs. Colorado St.	11/15/1958
80 Corey Bojorquez at Colorado St.	11/19/2016
79 Jim Haynes vs. BYU	10/3/1975
79 A. L. Terpening vs. Wyoming	10/18/1952
78 Corey Bojorquez vs. Colorado St.	10/20/2017
78 Cort Moffitt vs. Texas Tech	8/26/2000
77 Corey Bojorquez vs. New Mexico St.	9/9/2017
75 Corey Bojorquez at Wyoming	10/27/2017

2018 Lobos Set Program Record for Scholar-Athletes

The Lobo football team had an amazing year academically in 2018-19, and that bore out in several ways, but perhaps the most pertinent is with the Mountain West Scholar-Athlete Program.

The Lobos had 14 student-athletes named to the Mountain West 2018-19 Scholar-Athlete list, and the 14 is the most in program history, topping the previous record set a year ago as Davie's Lobos had eight in 2017-18.

In order to qualify for the Mountain West Scholar-Athlete award, a student-athlete must play in at least one game in a season, and have a 3.50 cumulative grade point average. UNM's 14 scholar-athletes was the most not only for UNM, but it's the most scholar-athletes in football by any current team in the Mountain West. The last time a program had 14 or more scholar-athletes was in 2005-06, when the Brigham Young Cougars had 20 student-athletes honored.

Of the 14 Lobos that earned Mountain West Scholar-Athlete, nine return for the 2019 season

Kyle Stapley	3.88	Business Administration
Javohn Jones	3.89	Business Administration
Aaron Blackwell	3.68	Business Administration
Tyson Dyer	3.87	Business Administration
Matthew French	3.76	Exercise Science
David Zavala	3.89	Liberal Arts
Danny Sutton	3.63	Masters of Science
Coltin Gerhart	3.87	Masters of Science
Alex Hart	3.58	Master of B.A.
Aaron Overacker	3.98	Nuclear Engineering
Stephen Ruiz	4.00	Pre-Mathematics
Andrew Erickson	3.73	Pre-Mechanical Engineering
Gabe Ortega	3.63	Psychology
Cedric Patterson III	3.72	Psychology

No Penalties? No Problem

When UNM played San Diego State in 2018, the Lobos didn't commit a penalty until partway through the fourth quarter. One week later, the team followed through. The Lobos against Air Force did not commit a penalty. It marked the first time that UNM played a game without committing a penalty since November 17, 1984, when the Lobos did not commit a penalty in a 37-31 at San Diego State. That was a span of 408 games. Five members of the coaching staff hadn't been born yet when that feat last occurred.

Welcome Back Alex!!!

Last year Alex Hart entered the 2018 season as a senior ready to man the middle of the field as a senior captain. This year, Alex Hart enters the 2019 season a senior ready to man the middle of the field as a senior captain. How is that one possible? Hart started the first three games of the 2018 season, and he was easily UNM's leading tackler through those three games, but he suffered a season-ending injury against New Mexico State in the waning moments of the opening half, and since he had never redshirted, and since he had only played in three games, he qualified for a medical redshirt, granting him a second straight senior season.

Turnover Table

2018	Takeaways	Pts.	Giveaways	Pts.
UIW	2	7	2	3
at WIS	2	0	3	21
at NMSU	5	21	2	7
LIB	1	3	4	14
at UNLV	2	14	1	0
at CSU	0	0	1	7
FS	0	0	1	7
at USU	3	6	5	13
SDSU	3	16	1	7
at AFA	3	7	2	14
BSU	0	0	3	21
WYO	1	0	1	0
Total	22	74	26	114

UNM Turnover Margin: -4

UNM TO Scoring Margin: -40 (UNM 12-of-22, Opp 18-of-26)

2019	Takeaways	Pts.	Giveaways	Pts.
SHSU				
at UND				
NMSU				
at LIB				
at SJSU				
CSU				
at WYO				
HAW				
at NEV				
AFA				
at BSU				
USU				
Total	0	0	0	0

UNM Turnover Margin: E

UNM TO Scoring Margin: E (UNM 0-of-0, Opp 0-of-0)

UNM VS. SHSU STAT COMPARISON

UNM (2018)	Category	SHSU (2018)
26.6	Points Per Game For	30.0
36.2	Points Per Game Against	28.1
210	First Downs	239
505	Rushing Attempts	417
1838	Rushing Yards	1366
3.6	Average Per Rush	3.3
153.2	Average Per Game	124.2
17	Rushing TDs	17
153-288-17	Passing (Comp-Att-Int)	253-433-17
53.1%	Completion Pct	58.4%
2122	Passing Yards	3252
176.8	Average Per Game	295.6
21	TD Passes	22
3960	Total Offense	4618
5.0	Avg. Per Play	5.4
330.0	Avg Per Game	419.8
19-9	Fumbles-Lost	15-11
-0.33	Turnover margin/game	-0.45
75-39.2	Punts-Net Avg	62-37.4
60/161 (37%)	Third Down Conversion	63/175 (36%)
4/12 (33%)	Fourth Down Conversion	7/21 (33%)
27:36	Average time of possession	28:29
26-152	Sacks-Yards	37-228



Associated Press Poll (Preseason)

Pl.	Team (First-place votes)	Record	Pts	Prev.
1	Clemson	0-0	1540	1
2	Alabama	0-0	1496	2
3	Georgia	0-0	1403	7
4	Oklahoma	0-0	1331	4
5	Ohio State	0-0	1261	3
6	LSU	0-0	1199	6
7	Michigan	0-0	1164	14
8	Florida	0-0	1054	7
9	Notre Dame	0-0	1044	5
10	Texas	0-0	1005	9
11	Oregon	0-0	860	NR
12	Texas A&M	0-0	852	16
13	Washington	0-0	786	13
14	Utah	0-0	772	NR
15	Penn State	0-0	651	17
16	Auburn	0-0	578	NR
17	UCF	0-0	410	11
18	Michigan State	0-0	377	NR
19	Wisconsin	0-0	370	NR
20	Iowa	0-0	330	25
21	Iowa State	0-0	302	NR
22	Syracuse	0-0	209	15
23	Washington State	0-0	200	10
24	Nebraska	0-0	154	NR
25	Stanford	0-0	141	NR

Others receiving votes: Missouri 117, Army 94, Mississippi State 87, Miami (FL) 70, Northwestern 63, TCU 57, Virginia 44, **Boise State 38**, Cincinnati 16, South Carolina 15, Virginia Tech 12, Fresno State 8, **Utah State 8**, Minnesota 7, Memphis 6, Appalachian State 5, West Virginia 3, Oklahoma State 3, Arizona State 3, Arizona 1, USC 1

Amway/USA Today Coaches Poll (Preseason)

Pl.	Team (First-place votes)	Record	+/-	Pts
1	Clemson	-	-	1619
2	Alabama	-	-	1566
3	Georgia	-	-	1447
4	Oklahoma	-	-	1415
5	Ohio State	-	-	1368
6	LSU	-	-	1218
7	Michigan	-	-	1155
8	Florida	-	-	1103
9	Notre Dame	-	-	1100
10	Texas	-	-	1038
11	Texas A&M	-	-	893
12	Washington	-	-	834
13	Oregon	-	-	787
14	Penn State	-	-	699
15	Utah	-	-	642
16	Auburn	-	-	606
17	UCF	-	-	436
17	Wisconsin	-	-	436
19	Iowa	-	-	343
20	Michigan State	-	-	313
21	Washington State	-	-	274
22	Syracuse	-	-	227
23	Stanford	-	-	200
24	Iowa State	-	-	169
25	Northwestern	-	-	161

Others receiving votes: Nebraska 152; **Boise State 118**; Mississippi State 111; Miami 94; Army 91; Kentucky 79; Virginia Tech 64; Texas Christian 63; Southern California 47; **Utah State 32**; Fresno State 32; Virginia 30; Cincinnati 25; West Virginia 24; Memphis 24; Oklahoma State 20; South Carolina 15; NC State 12; Duke 10; Boston College 5; Florida State 4; Baylor 4; Appalachian State 4; North Texas 3; Houston 3; UCLA 2; Temple 2; Arizona State 2; Troy 1; Tennessee 1; Mississippi 1; Minnesota 1

Hart Wasn't the Only One

Alex Hart wasn't the only Lobo who was able to take advantage of the new rule that allows a student-athlete to play up to four games and still earn a redshirt. Six Lobos were able to play in four or fewer games and still earn a redshirt for 2018:

Aaron Molina	4
Cedric Patterson III	3
Donte Martin	3
Bryson Carroll	2
Trae Hall	1
Andrew Erickson	1

And You Thought the 80s were the Only Time Period Where You Could Wear Two Redshirts

Traditionally, you can only redshirt once. However, you can now redshirt twice, and three Lobos are now double redshirts. All three Lobos were able to utilize a rule that allows for an injury redshirt after redshirting as an academically eligible freshman. Daevon Vigilant earned his second redshirt for his 2017 season in which he was injured for the season in the opening game of the year.

Last year, both Q' Drennan and Tevaka Tuioti were able to get a second redshirt despite playing in 2018. Drennan was hurt on the season-opening drive after a 40-yard reception, and since he was redshirted in 2015 as an academically eligible freshman, he earned a second redshirt and will be in graduate school as a junior in eligibility for 2019.

Tuioti, who was injured against Wisconsin, missed the New Mexico State game and then suffered a season-ending injury in the fourth game of the season (his third) against Liberty. Since he also redshirted as an academically eligible freshman in 2016, he earned a second redshirt and in 2019 he will be a sophomore.

Lobo Defense Ranks No. 2 in Fumble Return TDs

In 2018, the Lobo defense turned in three touchdowns, with one each by Adebayo Soremekun, Evah Tohi and Jalin Burrell. The three fumble recoveries for a touchdown was tied for second nationally, behind only Temple. Of the top seven teams in the NCAA in fumble return touchdowns, the Lobos were one of three Mountain West teams in that top seven:

Rank	Team	G	W-L	Fum Ret TDs	Int Ret TDs	TDs
1	Temple (AAC)	13	8-5	4	4	8
2	TCU (Big 12)	13	7-6	3	0	3
2	Central Mich. (MAC)	12	1-11	3	0	3
2	Army West Point (FBS Independent)	13	11-2	3	0	3
2	New Mexico (MWC)	12	3-9	3	1	4
2	Ohio St. (Big Ten)	14	13-1	3	1	4
2	Boise St. (MWC)	13	10-3	3	1	4
2	Fresno St. (MWC)	14	12-2	3	4	7

Additionally, UNM had an interception return for a touchdown, giving the Lobos four defensive touchdowns, and was tied for the sixth-most in the NCAA, behind only Temple, Fresno State, Utah State, Alabama and Cal:

Rank	Team	G	W-L	Fum Ret TDs	Int Ret TDs	TDs
1	Temple (AAC)	13	8-5	4	4	8
2	Fresno St. (MWC)	14	12-2	3	4	7
3	Utah St. (MWC)	13	11-2	0	6	6
4	Alabama (SEC)	15	14-1	1	4	5
4	California (Pac-12)	13	7-6	0	5	5
6	New Mexico (MWC)	12	3-9	3	1	4
6	Akron (MAC)	12	4-8	2	2	4
6	Oregon (Pac-12)	13	9-4	1	3	4
6	Ohio St. (Big Ten)	14	13-1	3	1	4
6	New Mexico St. (FBS Independent)	12	3-9	2	2	4
6	Florida (SEC)	13	10-3	0	4	4
6	Middle Tenn. (C-USA)	14	8-6	0	4	4
6	Michigan (Big Ten)	13	10-3	0	4	4
6	Wake Forest (ACC)	13	7-6	2	2	4
6	Houston (AAC)	13	8-5	2	2	4
6	Boise St. (MWC)	13	10-3	3	1	4

Officially There Were Five

In 2018, the Lobos were one of five teams in the FBS to have started three or more quarterbacks in multiple games this season, with Gerhart two, Tuioti three and Sheriron Jones seven. Here are the starting totals for the five teams that started three quarterbacks at least two games.

- Western Kentucky:** Steven Duncan 5, Davis Shanley 4, Drew Eckels 3,
- Air Force:** Isaiah Sanders 5, DJ Hammond III 5, Arion Worthman 2
- Coastal Carolina:** Kilton Anderson 6, Fred Payton 4, Bryce Carpenter 2
- New Mexico:** Sheriron Jones 7, Tevaka Tuioti 3, Coltin Gerhart 2
- Navy:** Malcolm Perry 5, Zach Abey 5, Garret Lewis 3

Stat of the Week

2

The number of times UNM had a quarterback throw for 300 yards in a game, as Tevaka Tuioti did it in the season opener, and then Sheriron Jones did it in relief of Tuioti in just over a half against Liberty.



Career Starts

OFFENSE

QBs	'14	'15	'16	'17	'18	Total
4 Sheriron Jones.....				7		7
8 Tevaka Tuoti.....			1	3		4
RBs	'14	'15	'16	'17	'18	Total

None

TEs	'14	'15	'16	'17	'18	Total
88 Marcus Williams.....			6	6		12
82 Jeffrey Jones, Jr.....				1		1

WRs	'14	'15	'16	'17	'18	Total
23 Jay Griffin IV.....			4	10		14
8 Q' Drennan.....			0	12	0	12
7 Anselem Umeh.....			0	9		9
19 Elijah Lilly.....			0	1 (DB)	6	7

OL	'14	'15	'16	'17	'18	Total
79 Chris Estrella.....			3	12		15
50 Teton Saltes.....			2	12		14
64 Kyle Stapley.....				12		12
76 Jarred Sylvester.....				6		6

DEFENSE

DL	'14	'15	'16	'17	'18	Total
52 Aaron Blackwell.....			4	12		16
93 Nahje Flowers.....				11		11

LBS	'14	'15	'16	'17	'18	Total
33 Alex Hart.....		0	1	12	3	16
46 Brandon Shook.....				4		4

DBs	'14	'15	'16	'17	'18	Total
6 De'John Rogers.....				3		3
12 Patrick Peek.....				1		1

2018 also marked the third time in five years that UNM started at least three different quarterbacks in a season. The last time UNM had the same quarterback start every game in a season was 2007 when Donovan Porterie started all 13 for the Lobos, which went 9-4 and won the New Mexico Bowl 23-0 over the Colin Kaepernick-led Nevada Wolf Pack.

You Get a Scholarship...and You Get a Scholarship!

On June 6, five Lobos, including three New Mexico natives, were awarded scholarships by head coach Bob Davie in a surprise announcement during Thursday meetings, bringing cheers from their teammates.

The five Lobos earning scholarships were Bobby Cole (a redshirt running back from Chatsworth, California), Andrew Erickson (a redshirt freshman receiver from Albuquerque's Manzano High School), Micah Gray (a redshirt sophomore running back from Clovis High School), Hayden Wilson (a redshirt sophomore offensive lineman from Rio Rancho's Cleveland High School) and Nic Wilson (a redshirt freshman cornerback from San Bernardino, California).

"I'm proud of the work that all five of these young men have done at UNM," said Davie. "Whether it's the hard work they have put in on the field, or in the classroom, or in the community, they have represented themselves, this program and our institution in outstanding fashion. I'm excited for them and their families. They have earned this."

Gray and Cole saw playing time in 2018 as redshirt freshmen, mostly on special teams, but both had a solid spring camp and saw plenty of action toting the football at running back as well as participating on special teams. For Erickson, Hayden Wilson and Nic Wilson, all three were freshmen last year and all had terrific seasons on the scout team in 2018, and then turned in great spring camps in 2019.

Overall, the five bring the total of former walk-ons elevated to scholarship status under Bob Davie to 23, and Erickson, Gray and Wilson bring the total of New Mexico natives elevated to scholarship status to 15. Gray and Wilson both served as the New Mexico Man last season, with Gray earning the honor on September 29 against Liberty and Wilson on November 24 against Wyoming. Of the 28 New Mexico Men that started their careers as walk-ons at UNM, 12 have now earned scholarships.

The New Mexico Man tradition was started by Davie in 2012. In the program a walk-on, or former walk-on player is designated as the "New Mexico Man" each home week during the season. The selected player leads the team onto the field with the New Mexico state flag before home games as well as in Las Cruces at the Rio Grande Rivalry game between the Lobos and New Mexico State. During the game, the New Mexico Man wears a special uniform patch in the shape of the state of New Mexico on their jersey.

Of the previous 18 student-athletes put on scholarship by Davie, 12 were natives of New Mexico. Those names include David Anaya, Javohn Jones, Xavier Madrid, Jeric Magnant, Zack Rogers, Steven Romero, John Russo, Andrew Shelley, Thomas Vieira, Michael Walsh, Randy Williams and Reece White. Overall, UNM has 17 New Mexico natives on the preliminary 2019 roster, with more set to join when classes begin in August. The 17 New Mexico players is the most of any Division I team, with 11 on full scholarship.

A Semester and Year to Remember

The Lobos turned in a pair of semesters in the classroom like no other, combining for the best academic year for the Lobo football team in the history of the program. For the Fall semester, the team turned in a 2.83 GPA for the Fall, which was the best Fall semester in the history of the program. The team then topped that in the Spring with a 2.92, which is the second-highest GPA in the program's history, behind only a 2.96 GPA in the Spring of 2003. The combined GPA of 2.88 is the best combined GPA for the two semesters in the history of the program.

Ch-Ch-Ch-Changes

UNM made some changes to its coaching staff for the 2019 season.

The Lobos have a new offensive and defensive coordinator for the 2019 season. Joe Dailey is in his first season as the offensive coordinator and quarterbacks coach after coming to UNM from Liberty University. With Dailey handling the quarterbacks, Apollo Wright has moved over from quarterbacks to running backs. UNM's defensive coordinator is Jordan Peterson, who has served as the safeties coach

Special Teams Tackles (2018)

Player	Total	KO	Punt
Patrick Peek	9	3	6
Jordan Flack	5	4	1
Nico Bolden	5	3	2
Johnny Hernandez	3	3	0
Willie Hobdy	3	0	3
Dylan Horton	3	2	1
Micah Gray	2	1	1
Blair Manly	2	2	0
Brandon Shook	2	0	2
Patrick Reed	1	0	1
Gabe Ortega	1	0	1
Dylan Horton	1	0	1
Alexander "Moana" Vainikolo	1	1	0
Jalin Burrell	1	1	0
Anu Somoye	1	0	1
Stanley Barnwell, Jr.	2	0	2
Kameron Miller	2	1	1
Nahje Flowers	1	0	1
Jared EnRico	3	0	3
Bijon Prker	1	0	1
Marcus Williams	1	0	1
Total	50	21	29

Lobos in the NFL

Byron Bell Green Bay Packers Offensive Tackle
Bell was an undrafted free agent and is his eighth season in the NFL and second with the Green Bay Packers after one with the Dallas, one with Tennessee and four with the Panthers. He has started 83 games in his NFL career, playing in 102 games.

Jason Sanders Miami Dolphins Kicker
Sanders is in his second season with Miami after getting drafted in the seventh round by Miami. He is 35-for-36 on extra points in his career and 18-for-20 on field goals, with a long of 50. He has hit 55 of 70 kickoffs for touchbacks. He was named to the PFWA 2018 All-Rookie Team.

Corey Bojorquez Buffalo Bills Punter
Bojorquez is in his second season with Buffalo. He spent the 2018 camp with New England after earning an invite to tryout camp and then getting signed to a free agent contract. He averaged 45.1 yards per punt in his first season, and 22 of 45 punts inside the 20 with a long of 60 yards

D'Angelo Ross New England Patriots Defensive Back
Ross is in his first season after signing a free agent contract with the New England Patriots.

Beauty Tip of the Week

\$5,000

That's the money raised for the Lobo Scholarship Fund when booster Dee Dennis got the winning bid for Kyle Stapley to shave his beard of over three years. The offensive line, and Dennis, did the honors.





Record Watch

CAREER RUSHING YARDS

	Yds.	Player	Years
1.	4,973	DonTrell Moore	2002-05
2.	3,862	Mike Williams	1975-78
3.	3,564	Rodney Ferguson	2004-08
4.	3,332	Winslow Oliver	1992-95
5.	3,233	Kasey Carrier	2009-13
6.	3,146	Teriyon Gipson	2013-16
7.	2,935	Fred Henry	1970-72
8.	2,725	Jhurell Pressley	2012-15
9.	2,672	Tyrone Owens	2015-18
10.	2,520	Willie Turrall	1982-85
11.	2,503	Lamar Jordan	2014-17
12.	2,364	Mike Carter	1978-82
13.	2,131	Lennox Gordon	1995-98
14.	2,090	Jarrod Baxter	1998-01
15.	2,071	Rocky Long	1969-71
16.	2,030	Jimmy Sayers	1977-80
17.	2,001	Don Perkins	1957-59
18.	1,971	Dave Bookert	1967-69
19.	1,937	Bobby Santiago	1960-62
20.	1,860	Cole Gautsche	2012-16
21.	1,840	Rich Diller	1971-73
22.	1,833	Holmon Wiggins	1998-01
23.	1,667	David Osborn	1979-82
24.	1,663	Michael Johnson	1980-83
25.	1,603	Crusoe Gongbay	2011-14
26.	1,531	Sam Scarber	1968-70
27.	1,471	Rudy Krall	1946-48
28.	1,466	Nate McCall	1970-71

Lobo Walk Ons

Here are the Lobo Walk-ons by position that are on the active roster:

- QB (1) Connor Genal, Santa Fe Springs, Calif. (St. Paul HS)
- TE (1) Kyle Hester, Gilbert, Ariz. (Highland HS)
- RB (0) None
- WR (3) Nick Foster, Orinda, Calif. (Santa Barbara CC/Miramonte HS)
Jonah Leyva, Carlsbad, N.M. (Carlsbad HS)
Reece Wilkinson, Albuquerque, N.M. (La Cueva HS)
- OL (3) Colston Chacon, La Habra, Calif. (Corona Del Mar HS)
Daniel Hammons, Joshua, Texas (West Texas A&M/Godley HS)
Brad Murphy, Morgan Hill, Calif. (CC of San Francisco/Valley Christian HS)
Tayo Regenold, Santa Fe, N.M. (St. Michael's HS)
- P (1) John Mitchell III, Great Falls, Va. (OLOGC HS)
- K (2) Dylan Kelly-Romero, Los Lunas, N.M. (Los Lunas HS)
Donovan Murphree, Ft. Collins, Colo. (Fossil Ridge HS)
- LS (1) Aiden Kneller, Englewood, Colo. (Cherry Creek HS)
- DL (4) Ben Bertram, Albuquerque, N.M. (Sandia HS)
Louis Harden, San Clemente, Calif. (San Clemente HS)
Emmanuel Malek, Arlington, Texas (Sam Houston HS)
Harshan Sachdeva, Bakersfield, Calif. (Stockdale HS)
- S (1) Ryan Romero, Rancho Santa Margarita, Calif. (Tesoro HS)
- LB (4) Matt French, Crestview, Fla (Crestview HS)
Dequez Irving, Wichita, Kan. (Wichita East HS)
Xavier Vigil, Santa Fe, N.M. (St. Michael's HS)
Josh Woisin, Albuquerque, N.M. (La Cueva HS)

Lobo Captains

UNM's captains for 2019 are Alex Hart, Trent Sellers, Kyle Stapley and Aaron Blackwell. With the selection of Hart, he becomes just the third three-time captain in the history of Lobo Football, having served as a captain in both 2017 and 2018. Ironically, he was a teammate of the other two, as Lamar Jordan (2014-16) and Dakota Cox (2014-16) also were three-time captains.

for the past three seasons, and he takes over for Kevin Cosgrove, who is now with LSU.

UNM also has two new defensive coaches, both coaching linebackers. Dan Carrel and Dillon Sanders will coach linebackers, taking over for Cosgrove and Archie McDaniel. Carrel came to UNM from Houston, and Sanders came to UNM from Kentucky.

Welcome Back

Bob Davie in game two of the season will lead his Lobos against the Notre Dame Fighting Irish, the team he formerly served as the head coach of from 1997-2001. However, that game isn't the only case in 2019 of a former head coach facing off against his former team. Below are all of the instances in the FBS of a head coach facing off against his former team.

- August 31 Southern Miss (Jay Hopson).....hosting Alcorn State (2012-15)
 - *September 6 William & Mary (Mike London)at Virginia (2010-15)
 - September 7 Cincinnati (Luke Fickell)at Ohio State (2011)
 - September 14 New Mexico (Bob Davieat Notre Dame (1997-2001)
 - September 21 North Carolina (Mack Brown) Appalachian State (1983)
 - September 28 Georgia Tech (Geoff Collins)..... at Temple (2017-18)
 - October 19 South Carolina (Will Muschamp) hosting Florida (2011-14)
 - November 9 Alabama (Nick Saban) hosting LSU (2000-04)
 - November 16 Kansas (Les Miles)at Oklahoma State (2001-04)
 - November 16 LSU (Ed Orgeron).....at Ole Miss (2005-07)
- *FCS Head Coach

White Lines by Duran Duran is an Amazing Cover Song

New Mexico's kickoff cover team was terrific in 2017, finishing fourth nationally in the FBS. It would be hard to improve on that, but the 2018 Lobos did just that. New Mexico allowed just 18 kickoff returns in 2018, and UNM allowed an average of just 14.89 yards per return. That total was the best in the nation, just ahead of Ohio State, which allowed 14.91 yards per return.

Team	Opp KO Ret	KO TB	W-L	G	Rank	Opp KO Ret Yds	Opp Kick Ret TDs	Avg
New Mexico (MWC)	1	12	3-9	18	38	268	0	14.89
Ohio St. (Big Ten)	2	14	13-1	33	33	492	0	14.91
Ohio (MAC)	3	13	9-4	56	20	845	0	15.09
Fla. Atlantic (C-USA)	4	12	5-7	38	5	599	0	15.76
Rice (C-USA)	5	13	2-11	17	34	274	0	16.12
Arkansas St. (Sun Belt)	6	13	8-5	49	12	803	0	16.39
Rutgers (Big Ten)	7	12	1-11	20	14	328	0	16.40
Iowa (Big Ten)	8	13	9-4	25	39	411	0	16.44
Texas A&M (SEC)	9	13	9-4	17	57	281	0	16.53
Kent St. (MAC)	10	12	2-10	34	15	580	0	17.06

Davie Can Extend His Non-Conference Mark

Bob Davie is the only Lobo coach to record two non-conference wins in each of his first seven seasons at the helm of the Lobos, and with games against Sam Houston State, Notre Dame, New Mexico State and Liberty, he has a chance to extend that streak to eight straight years. The only other Lobo coach to ever win at least two non-conference match-ups in his first five seasons was Ted Shipkey, who did it from 1937-41. Here are a few things that did not exist the last time before Davie that a Lobo coach won at least two non-conference games in his first five seasons:

- *World War I (World War II hadn't started yet, so World War I was referred to as the Great War.)
- *Daylight Savings Time (started in 1942)
- *Anne Frank's Diary (she started writing it on her 13th birthday in 1942)
- *Stephen Hawking (he was born in 1942)
- *Color Film (Eastman Kodak invented it in 1942)
- *Chemotherapy (This was first tested in 1942 by Alfred Gilman, Louis S. Goodman and Frederick S. Philips)

UNM Can Add to This List

Of the top 10 teams that UNM has defeated the most, the Lobos face off with four of them this season. Below is the list:

Pl.	Wins	Opponent	This Year
1.	71	New Mexico State	September 21
2.	43	UTEP	
3.	34	Wyoming	October 26
4.	25	Colorado State	October 11
5.	24	Northern Arizona	
6.	20	Arizona	
7.	17	Utah	
8.	15	San Diego State	
9.	14	Air Force	November 9
	14	BYU	
	14	Albuquerque Indian School	

Stat of Note

52

The career record for games played at UNM by Aaron Jenkins. That topped the previous record of 50, set by Steven Romero (2013-16), David Anaya, Marquis Bundy and Jhurell Pressley (all 2012-15) and Jason Sanders (2014-17). No Lobo is on pace to break Jenkins' record this season.



100-yard Rushing Games Under Bob Davie (by Date)

Pl.	Total	Player	Opponent	Date
1.	103	Demarcus Rogers	Southern	9/1/2012
2.	129	Kasey Carrier	at New Mexico State	9/22/2012
3.	191	Kasey Carrier	Texas State	10/6/2012
4.	161	Kasey Carrier	at Hawai'i	10/13/2012
5.	104	Cole Gautsche	at Hawai'i	10/13/2012
6.	338	Kasey Carrier	at Air Force	10/20/2012
7.	136	Kasey Carrier	Fresno State	10/27/2012
8.	149	Cole Gautsche	at Wyoming	11/10/2012
9.	109	Kasey Carrier	at Wyoming	11/10/2012
10.	145	Kasey Carrier	Nevada	11/17/2012
11.	118	Cole Gautsche	UTSA	8/31/2013
12.	291	Kasey Carrier	at UTEP	9/7/2013
13.	191	Kasey Carrier	UNLV	9/28/2013
14.	119	Carlos Wiggins	UNLV	9/28/2013
15.	108	Cole Gautsche	UNLV	9/28/2013
16.	127	Cole Gautsche	New Mexico State	10/5/2013
17.	126	Kasey Carrier	New Mexico State	10/5/2013
18.	113	Cole Gautsche	at Wyoming	10/12/2013
19.	104	Kasey Carrier	at Wyoming	10/12/2013
20.	179	Kasey Carrier	Air Force	11/8/2013
21.	140	Cole Gautsche	Air Force	11/8/2013
22.	184	Cole Gautsche	UTEP	8/30/2014
23.	139	Crusoe Gongbay	at New Mexico State	9/20/2014
24.	163	Crusoe Gongbay	Fresno State	9/26/2014
25.	106	Lamar Jordan	at UTSA	10/4/2014
26.	102	Jhurell Pressley	at UTSA	10/4/2014
27.	148	Jhurell Pressley	at Air Force	10/18/2014
28.	138	Jhurell Pressley	at UNLV	11/1/2014
29.	154	Jhurell Pressley	vs. Boise State	11/8/2014
30.	205	Teriyon Gipson	vs. Boise State	11/8/2014
31.	109	Jhurell Pressley	at Colorado State	11/22/2014
32.	101	Jhurell Pressley	Wyoming	11/29/2014
33.	108	Daryl Chestnut	Mississippi Valley St.	9/5/2015
34.	147	Lamar Jordan	at Wyoming	9/26/2015
35.	103	Jhurell Pressley	at Wyoming	9/26/2015
36.	157	Lamar Jordan	New Mexico State	10/3/2015
37.	142	Teriyon Gipson	New Mexico State	10/3/2015
38.	132	Jhurell Pressley	Boise State	11/14/2015
39.	170	Jhurell Pressley	Air Force	11/28/2015
40.	135	Lamar Jordan	Arizona	12/19/2015
41.	181	Teriyon Gipson	South Dakota	9/1/2016
42.	101	Lamar Jordan	at Rutgers	9/17/2016
43.	156	Teriyon Gipson	San Jose State	10/1/2016
44.	117	Tyrone Owens	San Jose State	10/1/2016
45.	139	Lamar Jordan	Boise State	10/7/2016
46.	140	Teriyon Gipson	vs. Air Force	10/15/2016
47.	126	Tyrone Owens	vs. Air Force	10/15/2016
48.	171	Tyrone Owens	ULM	10/22/2016
49.	134	Tyrone Owens	at Hawai'i	10/29/2016
50.	121	Teriyon Gipson	Nevada	11/5/2016
51.	107	Teriyon Gipson	at Utah State	11/12/2016
52.	157	Tyrone Owens	at Colorado State	11/19/2016
53.	217	Teriyon Gipson	Wyoming	11/26/2016
54.	176	Lamar Jordan	Wyoming	11/26/2016
55.	121	Richard McQuarley	Wyoming	11/26/2016
56.	156	Coltin Gerhart	at Tulsa	9/23/2017
57.	179	Richard McQuarley	Air Force	9/30/2017
58.	159	Tyrone Owens	Colorado State	10/20/2017
59.	164	Tyrone Owens	UNLV	11/17/2017
60.	145	Daryl Chestnut	UNLV	11/17/2017
61.	116	Lamar Jordan	UNLV	11/17/2017
62.	110	Tyrone Owens	at New Mexico State	9/15/2018

Davie Tied for Fourth

Bob Davie will enter the 2019 season with 33 career wins, and that's tied for fourth among the winningest coaches in Lobo history. He needs seven more wins to move into third place.

Pl. Coach..... Years..... W

1.	Rocky Long.....	1998-0865
2.	Roy Johnson.....	1920-3041
3.	Bill Weeks	1960-6740
4.	Bob Davie	2012-present33
	Dennis Franchoine.....	1992-9733
6.	Bill Mondt.....	1974-7931
7.	Ted Shipkey.....	1937-4130
8.	Rudy Feldman.....	1968-7324
9.	Willis Barnes.....	1942-4619
10.	Joe Morrison.....	1980-8218

Just Another Classroom Record for Bob Davie's Lobos

For a second straight year, the Lobos picked up a school record number of Mountain West All-Academic selections. When the league announced the Fall Mountain West All-Academic teams, New Mexico was honored with 27 awards, surpassing the record of 23, set just one season prior. The previous school record was under Coach Davie as well, in 2014 when the team picked up 20. Overall the 108 honorees over the last five years is the best five-year stretch in school history. The 50 over the last two years is the best over any two-year period in school history.

Here is what is back

Here is what is returning and what isn't returning for the Lobos for the 2019 season.

Rushing Statistics	Total	Returning	Lost
Attempts	505	220 (43.5%)	285 (56.5%)
Yards	2,117	893 (42.2%)	1,224 (57.8%)
TDs	17	7 (41.4%)	10 (58.6%)
Passing Statistics	Total	Returning	Lost
Completions	153	126 (82.4%)	27 (17.6%)
Attempts	288	232 (80.6%)	56 (19.4%)
Yards	2,122	1,856 (87.5%)	266 (12.5%)
Touchdowns	21	18 (85.7%)	3 (14.3%)
Receiving Statistics	Total	Returning	Lost
Receptions	153	89 (58.2%)	64 (41.8%)
Yards	2,122	1,239 (58.4%)	883 (41.6%)
TD	21	11 (52.4%)	10 (47.6%)
Scoring	Total	Returning	Lost
Total Touchdowns	43	19 (44.2%)	24 (55.8%)
Total Points	319	171 (53.6%)	148 (46.4%)
Defensive Stats	Total	Returning	Lost
Sacks	26	12 (46.2%)	14 (53.8%)
Tackles For Loss	66	35.5 (53.8%)	30.5 (46.2%)
Pass Break Ups	35	4 (11.4%)	31 (88.6%)
Interceptions	9	1 (11.1%)	8 (88.9%)
Forced Fumbles	16	6 (37.5%)	10 (62.5%)
Fumble Recoveries	13	5 (38.5%)	8 (61.5%)

Shelley's Big Leg Returns

Andrew Shelley had a solid freshman campaign for the Lobos, including the big highlight, a Lobo freshman-record 53-yard field goal against Utah State. Shelley, who had a career-long of 44 before that kick, drilled the field goal well into the protective netting, giving UNM at the time a 3-0 lead.

Shelley's kick established several marks. It was the second-longest field goal in school history, it was the longest field goal by a freshman in school history and it tied for the longest road field goal in school history. Shelley is perfect this year on field goals, going 4-for-4 to open his career. In UNM history, there have only been 23 50-yard field goals, with the longest a 56-yarder by Rick Walsh in 1988. Shelley's long 50-yarder is way at the top of the long-distance field goal chart, which is the subject of a very long-range opening list.

LONGEST FIELD GOALS

56	Rick Walsh vs. San Diego State	11/19/1988
%53	Andrew Shelley at Utah State	10/27/2018
*53	Jason Sanders at Tulsa	9/23/2017
53	John Sullivan vs. Nevada	12/22/2007
53	Rick Walsh at Colorado State	10/24/1987
52	Jason Sanders vs. UTSA	12/17/2016
52	Kenny Byrd vs. Missouri	9/16/2006
52	Jason Bloom vs. San Diego State	10/17/1998
52	Pete Parks vs. New Mexico State	10/23/1982

Fun Fact

5

The number of seasons it has been since UNM opened the season against an opposing coach not coaching his first game. Sam Houston State's K.C. Keeler has been with SHSU for five years. In 2015 (Mississippi Valley State), 2016 (South Dakota), 2017 (Abilene Christian) and 2018 (Incarnate Word), UNM's season opening opponent was being coached by a someone making his collegiate head coaching debut

Stat Tracker

18

The number of players from New Mexico that are on the roster. Based on online rosters of all 130 FBS teams, UNM's 18 New Mexico players is more than double any other team save one.



100-yard Rushing Games Under Bob Davie (by Yards)

Pl.	Total	Player	Opponent	Date
1.	338	Kasey Carrier	at Air Force	10/20/2012
2.	291	Kasey Carrier	at UTEP	9/7/2013
3.	217	Teriyon Gipson	Wyoming	11/26/2016
4.	205	Teriyon Gipson	vs. Boise State	11/8/2014
5.	191	Kasey Carrier	UNLV	9/28/2013
191	Kasey Carrier	Texas State	10/6/2012	
7.	184	Cole Gautsche	UTEP	8/30/2014
8.	181	Teriyon Gipson	South Dakota	9/1/2016
9.	179	Richard McQuarley	Air Force	9/30/2017
179	Kasey Carrier	Air Force	11/8/2013	
11.	176	Lamar Jordan	Wyoming	11/26/2016
12.	171	Tyrone Owens	ULM	10/22/2016
13.	170	Jhurell Pressley	Air Force	11/28/2015
14.	164	Tyrone Owens	UNLV	11/17/2017
15.	163	Crusoe Gongbay	Fresno State	9/26/2014
16.	161	Kasey Carrier	at Hawai'i	10/13/2012
17.	159	Tyrone Owens	Colorado State	10/20/2017
18.	157	Tyrone Owens	at Colorado State	11/19/2016
157	Lamar Jordan	New Mexico State	10/3/2015	
20.	156	Coltin Gerhart	at Tulsa	9/23/2017
156	Teriyon Gipson	San Jose State	10/1/2016	
22.	154	Jhurell Pressley	vs. Boise State	11/8/2014
23.	149	Cole Gautsche	at Wyoming	11/10/2012
24.	148	Jhurell Pressley	at Air Force	10/18/2014
25.	147	Lamar Jordan	at Wyoming	9/26/2015
26.	145	Daryl Chestnut	UNLV	11/17/2017
145	Kasey Carrier	Nevada	11/17/2012	
28.	142	Teriyon Gipson	New Mexico State	10/3/2015
29.	140	Teriyon Gipson	vs. Air Force	10/15/2016
30.	140	Cole Gautsche	Air Force	11/8/2013
31.	139	Lamar Jordan	Boise State	10/7/2016
139	Crusoe Gongbay	at New Mexico State	9/20/2014	
33.	138	Jhurell Pressley	at UNLV	11/1/2014
34.	136	Kasey Carrier	Fresno State	10/27/2012
35.	135	Lamar Jordan	Arizona	12/19/2015
36.	134	Tyrone Owens	at Hawai'i	10/29/2016
37.	132	Jhurell Pressley	Boise State	11/14/2015
38.	129	Kasey Carrier	at New Mexico State	9/22/2012
39.	127	Cole Gautsche	New Mexico State	10/5/2013
40.	126	Tyrone Owens	vs. Air Force	10/15/2016
41.	126	Kasey Carrier	New Mexico State	10/5/2013
42.	121	Richard McQuarley	Wyoming	11/26/2016
121	Teriyon Gipson	Nevada	11/5/2016	
44.	119	Carlos Wiggins	UNLV	9/28/2013
45.	118	Cole Gautsche	UTSA	8/31/2013
46.	117	Tyrone Owens	San Jose State	10/1/2016
47.	116	Lamar Jordan	UNLV	11/17/2017
48.	113	Cole Gautsche	at Wyoming	10/12/2013
49.	110	Tyrone Owens	at New Mexico State	9/15/2018
50.	109	Kasey Carrier	at Wyoming	11/10/2012
109	Jhurell Pressley	at Colorado State	11/22/2014	
52.	108	Daryl Chestnut	Mississippi Valley St.	9/5/2015
108	Cole Gautsche	UNLV	9/28/2013	
54.	107	Teriyon Gipson	at Utah State	11/12/2016
55.	106	Lamar Jordan	at UTSA	10/4/2014
56.	104	Cole Gautsche	at Hawai'i	10/13/2012
104	Kasey Carrier	at Wyoming	10/12/2013	
58.	103	Jhurell Pressley	at Wyoming	9/26/2015
103	Demacrus Rogers	Southern	9/1/2012	
60.	102	Jhurell Pressley	at UTSA	10/4/2014
61.	101	Lamar Jordan	at Rutgers	9/17/2016
101	Jhurell Pressley	Wyoming	11/29/2014	

**52	Ray Guerette vs. Colorado State	11/13/1954
51	Jason Sanders vs. Colorado State	10/20/2017
51	Jason Sanders at Colorado State	11/17/2016
51	James Aho vs. Wyoming	11/6/2010
51	Wes Zunker vs. UTEP	9/1/2001
51	Jason Bloom vs. Hawai'i	10/24/1998
51	Jim Bibbo at Texas Tech	10/8/1983
50	Wes Zunker at Colorado State	10/30/2004
50	Jason Bloom at San Diego State	10/11/1997
50	Nathan Vail at Wyoming	11/12/1994
50	David Margolis at Texas Tech	9/16/1989
50	Rick Walsh at New Mexico State	9/10/1988
50	Alan Moore at UTEP	10/28/1978
50	Jack Abendschan at Kansas State	11/24/1964

%-denotes longest field goal by a freshman

*longest walk-off FG in UNM history

**officially a 42-yard FG but in 1954 NCAA didn't count the 10 yards in the end zone in the official distance.

On This Date

Saturday August 31 is the 243rd day of the year, and there are 122 days remaining in 2019. Use them wisely please. August 31 is National Trail Mix day, although it's not slated for a snack in the press box. It's also the final day of National Eye Exam Month, National Breastfeeding Month and National Immunization Awareness Month. It's an unusually early start for UNM ... only five games have been played in program history earlier than August 31. The Lobos are 1-2 on August 31 all-time:

L	8/31/2013	UTSA	13-21	Albuquerque, NM
W	8/31/2002	Weber State	38-24	Albuquerque, NM
L	8/31/1991	UTEP	19-35	El Paso, TX

Many things have happened in the world on August 31. The famous painting by Munch, *The Scream* was discovered after being stolen over two years ago (2006), Princess Diana of Wales and her companion Dodi Fayed (along with their driver) are killed when their car crashed while trying to evade photographers (1997), Russia removed troops from Estonia (1994), Russia removed troops from Lithuania (1993), Kyrgyzstan declared its independence from Russia (1991), the start of a rough string for Russia), Trinidad and Tobago became a nation (1962), The Federation of Malaysia became a nation (1957), the U.S.S. Harmon, the first Navy ship to be named after a person of color, was commissioned (1943), Nazi Germany created what is now known as a false flag attack, giving them an excuse to invade Poland the next day, starting World War II (1939), the U.S. passed its first Neutrality Act (1935), the first radio news program was aired (1920), Thomas Edison patented the kinetoscope, the first movie projector (1897), the first navigational balloon was patented by Ferdinand von Zeppelin (1895), Mary Ann Nichols became the first victim of Jack the Ripper (1888), Union forces led by General Sherman attacked Atlanta during the Civil War (1864), King Henry VI takes over the English throne at nine months of age after his father dies of dysentery (1422) and on this date, Byzantine Empress Theodora dies with no heirs, ending the Byzantine dynasty (1056).

Many famous people were born on August 31, including Ondrej Pavelec (Winnipeg Jets, 1987), golfer Charl Schwartzel (1984), skier Ted Ligety (1984), Ryan Kesler (Vancouver Canucks, 1984), receiver Larry Fitzgerald (Arizona Cardinals, 1983), Scott Niedermeyer (New Jersey Devils, 1973), actor Chris Tucker (Rush Hour, 1971), Queen Rania of Jordan (1970), singer Debbie Gibson (Electric Youth, 1970), actor Jonathan LaPaglia (The District, 1969), pitcher Hideo Nomo (Los Angeles Dodgers, 1968), musician Glenn Tilbrook (Squeeze, 1957), drummer Gina Schock (The Go-Go's, 1957), hurdler Edwin Moses (1955), actress Julie Brown (not Downtown Julie Brown, the other one, 1954), actor Richard Gere (An Officer and a Gentleman and Pretty Woman, 1949), football coach Tom Coughlin (New York Giants, 1946), guitarist Bob Welch (Fleetwood Mac, 1945), Bob Davie's favorite singer Van Morrison (1945), baseball player/manager Frank Robinson (1935), hockey player Jean Beliveau (Montreal Canadiens, 1931), comedian Buddy Hackett (1921), basketball coach Pete Newell (1915) and Roman Emperors Commodus (161) and Caligula (12).

Sadly the world on this date lost Carol Vadnais (New York Rangers, 2014), former Master's Champion Gay Brewer (2007), Princess Diana and Dodi Fayed (1997), General William Pershing Benedict (1974), boxer Rocky Marciano (1969), King Henry V of England (1422) and Japanese Poet Otomo no Tabito (731).

The New Mexico Man

Ever since Bob Davie became head coach, UNM has designated a walk-on, or former walk-on player as the "New Mexico Man" each week during the season. The designated player leads the team onto the field with the New Mexico state flag before home games as well as in Las Cruces at the Rio Grande Rivalry game between the Lobos and New Mexico State. The player runs with the flag across the field to the north end zone, where he waves it for the home crowd.

Coach Davie and his staff will select the weekly player, based on dedication, work ethic, team spirit and unselfishness that exemplifies Lobo football and the state of New Mexico. "Walk-ons are critical to our success here at UNM," Davie said at the implementation of the program. "I have tremendous respect for all of them and want to have a way to recognize their importance and contributions to the program." The following is the complete list of New Mexico Men for the program since its inception in 2012.

2012 New Mexico Men

Sept. 1	Jeric Magnant (Rio Rancho)	Southern
Sept. 22	David Anaya (Roswell)	at New Mexico State
Sept. 29	David Anaya (Roswell)	Boise State
Oct. 6	Reece White (Rio Rancho)	Texas State
Oct. 27	Tim Foley (Rio Rancho)	Fresno State
Nov. 10	Greg Rivara (Albuquerque)	Wyoming
Nov. 17	Matt Raymer (Albuquerque)	Nevada

Stat Tracker

53

The career-long field goal last season for Andrew Shelley, which was the longest ever by a Lobo freshman.

Stat Tracker

18

The number of FBS coaches that have been at their schools longer than Bob Davie, who is entering his eighth season. There are 130 FBS coaches, and among Group of 5 coaches, Davie is eighth in longevity.



Series History vs. Sam Houston State

Overall Series: Sam Houston State leads 1-0
 In Albuquerque: Sam Houston State leads 1-0
 In Huntsville: Never Met

Most points scored by UNM: 45 9/24/2011
 Fewest points scored by UNM: 45 9/24/2011
 Most points scored by SHSU: 48 9/24/2011
 Fewest points scored by SHSU: 48 9/24/2011

9/24/2011 Sam Houston State 45-48 Albuquerque, NM

2013 New Mexico Men

Aug. 31 Reece White (Rio Rancho) UTSA
 Sept. 28 Randy Williams (Albuquerque) UNLV
 Oct. 5 David Anaya (Roswell) New Mexico State
 Oct. 19 Steven Romero (Albuquerque) Utah State
 Nov. 8 Tim Foley (Rio Rancho) Air Force
 Nov. 16 Jack Lamm (Albuquerque) Colorado State

2014 New Mexico Men

Aug. 30 Greg Wortman (Los Lunas) UTEP
 Sept. 6 Randy Williams (Albuquerque) Arizona State
 Sept. 20 David Anaya (Roswell) at New Mexico State
 Sept. 26 Geoff Smelser (Las Cruces) Fresno State
 Oct. 10 Zack Rogers (Rio Rancho) San Diego State
 Nov. 8 John Russo (Albuquerque) Boise State
 Nov. 29 Marcus Lopez (Santa Rosa) Wyoming

2015 New Mexico Men

Sept.. 5 David Georges (Albuquerque) Miss. Valley State
 Sept. 12 Sam Gentry (Albuquerque) Tulsa
 Oct. 3 David Anaya (Roswell) New Mexico State
 Oct. 17 Jack Lamm (Albuquerque) Hawai'i
 Nov. 7 Geoff Smelser (Las Cruces) Utah State
 Nov. 21 David Anaya (Roswell) Colorado State
 Nov. 28 Reece White (Rio Rancho) Air Force

2016 New Mexico Men

Sept. 1 Jack Lamm (Albuquerque) South Dakota
 Sept. 10 Cole Gautsche (Rio Rancho) at New Mexico State
 Oct. 1 John Russo (Albuquerque) San Jose State
 Oct. 7 Michael Walsh (Albuquerque) Boise State
 Oct. 22 Steven Steele (Rio Rancho) ULM
 Nov. 5 Javohn Jones (Albuquerque) Nevada
 Nov. 26 Steven Romero (Albuquerque) Wyoming

2017 New Mexico Men

Sept. 2 Javohn Jones (Albuquerque) Abilene Christian
 Sept. 9 Steven Steele (Rio Rancho) New Mexico State
 Sept. 30 Derek Martinez (Albuquerque) Air Force
 Oct. 20 Jacob Smith (Albuquerque) Colorado State
 Nov. 4 Aaron Overacker (Albuquerque) Utah State
 Nov. 17 Thomas Vieira (Albuquerque) UNLV

2018 New Mexico Men

Sept. 1 Thomas Vieira (Albuquerque) Incarnate Word
 Sept. 29 Micah Gray (Clovis) Liberty
 Oct. 20 Cade Hackey (Hatch) Fresno State
 Nov. 3 Dylan Kelly-Romero (Los Lunas) San Diego State
 Nov. 16 Ben Bertram (Albuquerque) Boise State
 Nov. 24 Hayden Wilson (Albuquerque) Wyoming

2019 New Mexico Men

Aug. 31 Sam Houston State
 Sept. 21 New Mexico State
 Oct. 11 Colorado State
 Oct. 26 Hawai'i
 Nov. 9 Air Force
 Nov. 30 Utah State

Birthday Chart

August

Date	Player/Coach	Age
26	Emmanuel Logan-Greene	21
28	Jarred Sylvester	22

September

Date	Player/Coach	Age
4	Radson Jang	23
13	Antonio Hunt	20
*14	Shadrick Lowery	22
15	Jared EnRico	22
15	Saga Tuitele	40
16	Sheriron Jones	23
19	Connor Genal	19
22	Corey Hightower	22
23	Micah Gray	21
26	Clay Davie	32
27	Alexander "Moana" Vainikolo	22
30	Bob Davie	65

October

Date	Player/Coach	Age
8	Marquae Kirkendoll	19
9	Hayden Wilson	21
9	Colston Chacon	20
15	Nico Bolden	21
16	Donovan Murphree	20
26	Chad Alexander	20
26	Brandt Hughes	22
26	Xavier Vigil	21
27	Blair Manly	23
31	Apollo Wright	45

November

Date	Player/Coach	Age
3	Jacobi Hearn	21
14	Aaron Molina	24
18	Kentrail Moran	22
19	Joe Dailey	36
20	Kyle Jarvis	22
20	Kyle Stapley	24
28	Adebayo Soremekun	21
29	Trae Hall	20

December

Date	Player/Coach	Age
1	Jonah Leyva	21
2	Omar Darame	19
6	Lawrence "L.O." Johnson	20
12	Anselem Umeh	22
14	Brandon Shook	22
14	Emmanuel Malek	19

Oldest Lobo: Tyson Dyer (5/27/1992)
 Youngest Lobo: Harshan Sachdeva (8/14/2001)

AUG. 31 SAM HOUSTON ST. SEPT. 14 AT NOTRE DAME SEPT. 21 NEW MEXICO STATE SEPT. 28 AT LIBERTY



OCT. 4 AT SAN JOSE STATE OCT. 11 COLORADO STATE OCT. 19 AT WYOMING OCT. 26 AIR FORCE

NOV. 2 AT NEVADA NOV. 9 HAWAI'I NOV. 16 AT BOISE STATE NOV. 30 UTAH STATE

WR - #7 Anselme Umeh

2017 table with columns: Date, Opponent, Rush, Yds, TD, LG, Rec, Yds, TD, LG

2018 table with columns: Date, Opponent, Rush, Yds, TD, LG, Rec, Yds, TD, LG

2019 table with columns: Date, Opponent, Rush, Yds, TD, LG, Rec, Yds, TD, LG

WR - #9 Jordan Kress

2019 table with columns: Date, Opponent, Rush, Yds, TD, LG, Rec, Yds, TD, LG

WR - #11 Cedric Patterson III

2018 table with columns: Date, Opponent, Rush, Yds, TD, LG, Rec, Yds, TD, LG

2019 table with columns: Date, Opponent, Rush, Yds, TD, LG, Rec, Yds, TD, LG

WR - #13 Aaron Molina

2017 table with columns: Date, Opponent, Rush, Yds, TD, LG, Rec, Yds, TD, LG

2018 table with columns: Date, Opponent, Rush, Yds, TD, LG, Rec, Yds, TD, LG

2019 table with columns: Date, Opponent, Rush, Yds, TD, LG, Rec, Yds, TD, LG

WR - #15 Q' Drennan

2016 table with columns: Date, Opponent, Rush, Yds, TD, LG, Rec, Yds, TD, LG

2017 table with columns: Date, Opponent, Rush, Yds, TD, LG, Rec, Yds, TD, LG

2018 table with columns: Date, Opponent, Rush, Yds, TD, LG, Rec, Yds, TD, LG

2019 table with columns: Date, Opponent, Rush, Yds, TD, LG, Rec, Yds, TD, LG

WR - #17 Emmanuel Logan-Greene

2019 table with columns: Date, Opponent, Rush, Yds, TD, LG, Rec, Yds, TD, LG

WR - #18 Jonah Leyva

2019 table with columns: Date, Opponent, Rush, Yds, TD, LG, Rec, Yds, TD, LG

2017
Date Opponent Rush Yds TD LG Rec Yds TD LG
Sept 2 ACU 0 0 0 0 0 0 0 0
Sept 9 NMSU Did Not Play
Sept 14 at BSU 0 0 0 0 0 0 0 0
Sept 23 at Tulsa 0 0 0 0 0 0 0 0
Sept 30 AFA 0 0 0 0 0 0 0 0
Oct 14 at FS 0 0 0 0 0 0 0 0
Oct 20 CSU 0 0 0 0 0 0 0 0
Oct 28 at WYO 0 0 0 0 0 0 0 0
Nov 4 USU 0 0 0 0 0 0 0 0
Nov 11 TA&M 0 0 0 0 0 0 0 0
Nov 17 UNLV 0 0 0 0 0 0 0 0
Nov 24 at SDSU 0 0 0 0 0 0 0 0
TOTAL 0 0 0 0 0 0 0 0

2018
Date Opponent Rush Yds TD LG Rec Yds TD LG
Sept 1 UIW 0 0 0 0 0 0 0 0
Sept 8 at WISC 0 0 0 0 0 0 0 0
Sept 15 at NMSU Did Not Play
Sept 29 LIBERTY 0 0 0 0 0 0 0 0
Oct 6 at UNLV 0 0 0 0 0 0 0 0
Oct 13 at CSU 0 0 0 0 0 0 0 0
Oct 20 FS 0 0 0 0 0 0 0 0
Oct 27 at USU 0 0 0 0 0 0 0 0
Nov 3 SDSU 0 0 0 0 0 0 0 0
Nov 10 at AFA 0 0 0 0 0 0 0 0
Nov 16 BSU 0 0 0 0 0 0 0 0
Nov 24 WYO 0 0 0 0 0 0 0 0
TOTAL 0 0 0 0 0 0 0 0

2019
Date Opponent Rush Yds TD LG Rec Yds TD LG
Aug 31 SHSU
Sept 14 at ND
Sept 21 NMSU Did Not Play
Sept 28 at LIBERTY
Oct 4 at SJSU
Oct 11 CSU
Oct 19 at WYO
Oct 26 HAW
Nov 2 at NEV
Nov 9 AFA
Nov 16 at BSU
Nov 30 USU
TOTAL 0 0 0 0 0 0 0 0
CAREER 0 0 0 0 0 0 0 0

TE - #85 Kyle Jarvis
2019
Date Opponent Rush Yds TD LG Rec Yds TD LG
Aug 31 SHSU
Sept 14 at ND
Sept 21 NMSU
Sept 28 at LIBERTY
Oct 4 at SJSU
Oct 11 CSU
Oct 19 at WYO
Oct 26 HAW
Nov 2 at NEV
Nov 9 AFA
Nov 16 at BSU
Nov 30 USU
TOTAL 0 0 0 0 0 0 0 0

TE - #88 Marcus Williams
2017
Date Opponent Rush Yds TD LG Rec Yds TD LG
Sept 2 ACU 0 0 0 0 0 0 0 0
Sept 9 NMSU 0 0 0 0 0 0 0 0
Sept 14 at BSU 0 0 0 0 0 0 0 0
Sept 23 at Tulsa 0 0 0 0 0 0 0 0
Sept 30 AFA 0 0 0 0 0 0 0 0
Oct 14 at FS 0 0 0 0 0 0 0 0
Oct 20 CSU 0 0 0 0 1 27 0 27
Oct 28 at WYO 0 0 0 0 0 0 0 0
Nov 4 USU 0 0 0 0 0 0 0 0
Nov 11 TA&M 0 0 0 0 0 0 0 0
Nov 17 UNLV 0 0 0 0 0 0 0 0
Nov 24 at SDSU 0 0 0 0 0 0 0 0
TOTAL 0 0 0 0 1 27 0 27

2018
Date Opponent Rush Yds TD LG Rec Yds TD LG
Sept 1 UIW 0 0 0 0 2 43 2 33
Sept 8 at WISC 0 0 0 0 2 16 0 10
Sept 15 at NMSU 0 0 0 0 0 0 0 0
Sept 29 LIBERTY 0 0 0 0 3 32 1 18
Oct 6 at UNLV 0 0 0 0 1 7 0 7
Oct 13 at CSU Did Not Play
Oct 20 FS 0 0 0 0 1 7 0 7
Oct 27 at USU 0 0 0 0 2 17 0 14
Nov 3 SDSU Did Not Play
Nov 10 at AFA 0 0 0 0 1 7 0 7
Nov 16 BSU 0 0 0 0 1 9 0 9
Nov 24 WYO 0 0 0 0 0 0 0 0
TOTAL 0 0 0 0 13 138 3 33

2019
Date Opponent Rush Yds TD LG Rec Yds TD LG
Aug 31 SHSU
Sept 14 at ND
Sept 21 NMSU
Sept 28 at LIBERTY
Oct 4 at SJSU
Oct 11 CSU
Oct 19 at WYO
Oct 26 HAW
Nov 2 at NEV
Nov 9 AFA
Nov 16 at BSU
Nov 30 USU
TOTAL 0 0 0 0 0 0 0 0
CAREER 0 0 0 0 14 165 3 33

DB - #3 Patrick Peek
2018
Date Opponent TKL TFL-Yds Sack-Yds FF FR-Yds PBU INT-yds TD
Sept 1 UIW 2 0.0-0 0.0-0 0 0-0 0 0-0 0
Sept 8 at WISC 2 0.0-0 0.0-0 0 0-0 0 0-0 0
Sept 15 at NMSU 0 0.0-0 0.0-0 0 0-0 0 0-0 0
Sept 29 LIBERTY 0 0.0-0 0.0-0 0 0-0 0 0-0 0
Oct 6 at UNLV 4 0.0-0 0.0-0 0 0-0 0 0-0 0
Oct 13 at CSU 0 0.0-0 0.0-0 0 0-0 0 0-0 0
Oct 20 FS 1 0.0-0 0.0-0 0 0-0 0 0-0 0
Oct 27 at USU 7 1.0-3 0.0-0 1 0-0 0 0-0 0
Nov 3 SDSU 5 0.0-0 0.0-0 0 0-0 0 0-0 0
Nov 10 at AFA 1 0.0-0 0.0-0 0 0-0 0 0-0 0
Nov 16 BSU 1 0.0-0 0.0-0 0 0-0 0 0-0 0
Nov 24 WYO 2 0.0-0 0.0-0 0 0-0 0 0-0 0
TOTAL 25 1.0-3 0.0-0 1 0-0 0 0-0 0

2019
Date Opponent TKL TFL-Yds Sack-Yds FF FR-Yds PBU INT-yds TD
Aug 31 SHSU
Sept 14 at ND
Sept 21 NMSU
Sept 28 at LIBERTY
Oct 4 at SJSU
Oct 11 CSU
Oct 19 at WYO
Oct 26 HAW
Nov 2 at NEV
Nov 9 AFA
Nov 16 at BSU
Nov 30 USU
TOTAL 0 0.0-0 0.0-0 0 0-0 0 0-0 0
CAREER 25 1.0-3 0.0-0 1 0-0 0 0-0 0

DB - #4 Shaddrick Lowery
2019
Date Opponent TKL TFL-Yds Sack-Yds FF FR-Yds PBU INT-yds TD
Aug 31 SHSU
Sept 14 at ND
Sept 21 NMSU
Sept 28 at LIBERTY
Oct 4 at SJSU
Oct 11 CSU
Oct 19 at WYO
Oct 26 HAW
Nov 2 at NEV
Nov 9 AFA
Nov 16 at BSU
Nov 30 USU
TOTAL 0 0.0-0 0.0-0 0 0-0 0 0-0 0

CB - #6 De'John Rogers
2018
Date Opponent TKL TFL-Yds Sack-Yds FF FR-Yds PBU INT-yds TD
Sept 1 UIW 4 0.0-0 0.0-0 0 0-0 0 0-0 0
Sept 8 at WISC 1 0.0-0 0.0-0 0 0-0 0 0-0 0
Sept 15 at NMSU 5 0.0-0 0.0-0 0 0-0 1 1-28 0
Sept 29 LIBERTY 2 0.0-0 0.0-0 0 0-0 0 0-0 0
Oct 6 at UNLV 2 0.0-0 0.0-0 0 0-0 0 0-0 0
Oct 13 at CSU 1 0.0-0 0.0-0 0 0-0 1 0-0 0
Oct 20 FS 2 0.0-0 0.0-0 0 0-0 0 0-0 0
Oct 27 at USU 2 0.0-0 0.0-0 0 0-0 0 0-0 0
Nov 3 SDSU 3 0.0-0 0.0-0 0 0-0 0 0-0 0
Nov 10 at USU Did Not Play
Nov 16 BSU 4 0.0-0 0.0-0 0 0-0 0 0-0 0
Nov 24 WYO 0 0.0-0 0.0-0 0 0-0 0 0-0 0
TOTAL 26 0.0-0 0.0-0 0 0-0 2 1-28 0

2019
Date Opponent TKL TFL-Yds Sack-Yds FF FR-Yds PBU INT-yds TD
Aug 31 SHSU
Sept 14 at ND
Sept 21 NMSU
Sept 28 at LIBERTY
Oct 4 at SJSU
Oct 11 CSU
Oct 19 at WYO
Oct 26 HAW
Nov 2 at NEV
Nov 9 AFA
Nov 16 at BSU
Nov 30 USU
TOTAL 0 0.0-0 0.0-0 0 0-0 0 0-0 0
CAREER 26 0.0-0 0.0-0 0 0-0 2 1-28 0

CB - #7 Blair Manly
2016
Date Opponent TKL TFL-Yds Sack-Yds FF FR-Yds PBU INT-yds TD
Sept 1 USD Did Not Play
Sept 10 at NMSU 0 0.0-0 0.0-0 0 0-0 0 0-0 0
Sept 17 at RU 0 0.0-0 0.0-0 0 0-0 0 0-0 0
Oct 1 SJSU Did Not Play
Oct 7 BSU 0 0.0-0 0.0-0 0 0-0 0 0-0 0
Oct 15 vs. AFA Did Not Play
Oct 22 ULM 1 0.0-0 0.0-0 0 0-0 0 0-0 0
Oct 29 at UH Did Not Play
Nov 5 NEV Did Not Play
Nov 12 at USU Did Not Play
Nov 19 at CSU Did Not Play
Nov 26 WYO Did Not Play
Dec 17 UTSA Did Not Play
TOTAL 1 0.0-0 0.0-0 0 0-0 0 0-0 0

2017
Date Opponent TKL TFL-Yds Sack-Yds FF FR-Yds PBU INT-yds TD
Sept 2 ACU 0 0.0-0 0.0-0 0 0-0 0 0-0 0
Sept 9 NMSU 0 0.0-0 0.0-0 0 0-0 0 0-0 0
Sept 14 at BSU 0 0.0-0 0.0-0 0 0-0 0 0-0 0
Sept 23 at Tulsa Did Not Play
Sept 30 AFA Did Not Play
Oct 14 at FS 0 0.0-0 0.0-0 0 0-0 0 0-0 0
Oct 20 CSU 0 0.0-0 0.0-0 0 0-0 0 0-0 0
Oct 28 at WYO 0 0.0-0 0.0-0 0 0-0 0 0-0 0
Nov 4 USU 0 0.0-0 0.0-0 0 0-0 0 0-0 0
Nov 11 TA&M 0 0.0-0 0.0-0 0 0-0 0 0-0 0
Nov 17 UNLV 1 0.0-0 0.0-0 0 0-0 0 0-0 0
Nov 24 at SDSU 0 0.0-0 0.0-0 0 0-0 0 0-0 0
TOTAL 0 0.0-0 0.0-0 0 0-0 0 0-0 0

2018
Date Opponent TKL TFL-Yds Sack-Yds FF FR-Yds PBU INT-yds TD
Sept 1 UIW 2 0.0-0 0.0-0 0 0-0 0 0-0 0
Sept 8 at WISC 0 0.0-0 0.0-0 0 0-0 0 0-0 0
Sept 15 at NMSU 0 0.0-0 0.0-0 0 0-0 0 0-0 0
Sept 29 LIBERTY 1 0.0-0 0.0-0 0 0-0 0 0-0 0
Oct 6 at UNLV 0 0.0-0 0.0-0 0 0-0 0 0-0 0
Oct 13 at CSU 0 0.0-0 0.0-0 0 0-0 0 0-0 0
Oct 20 FS 0 0.0-0 0.0-0 0 0-0 0 0-0 0
Oct 27 at USU Did Not Play
Nov 3 SDSU 0 0.0-0 0.0-0 0 0-0 0 0-0 0
Nov 10 at USU Did Not Play
Nov 16 BSU Did Not Play
Nov 24 WYO Did Not Play
TOTAL 3 0.0-0 0.0-0 0 0-0 0 0-0 0

DB - #32 Johnny Hernandez

2018
Date Opponent TKL TFL-Yds Sack-Yds FF FR-Yds PBU INT-yds TD
Sept 1 UIW 1 0.0-0 0.0-0 0 0-0 0 0-0 0
Sept 8 at WISC 0 0.0-0 0.0-0 0 0-0 0 0-0 0
Sept 15 at NMSU 1 0.0-0 0.0-0 0 0-0 0 0-0 0
Sept 29 LIBERTY 0 0.0-0 0.0-0 0 0-0 0 0-0 0
Oct 6 at UNLV 1 0.0-0 0.0-0 0 0-0 0 0-0 0
Oct 13 at CSU 0 0.0-0 0.0-0 0 0-0 0 0-0 0
Oct 20 FS 0 0.0-0 0.0-0 0 0-0 0 0-0 0
Oct 27 at USU 0 0.0-0 0.0-0 0 0-0 0 0-0 0
Nov 3 SDSU 0 0.0-0 0.0-0 0 0-0 0 0-0 0
Nov 10 at AFA 0 0.0-0 0.0-0 0 0-0 0 0-0 0
Nov 16 BSU 0 0.0-0 0.0-0 0 0-0 0 0-0 0
Nov 24 WYO 0 0.0-0 0.0-0 0 0-0 0 0-0 0
TOTAL 3 0.0-0 0.0-0 0 0-0 0 0-0 0

2019
Date Opponent TKL TFL-Yds Sack-Yds FF FR-Yds PBU INT-yds TD
Aug 31 SHSU
Sept 14 at ND
Sept 21 NMSU
Sept 28 at LIBERTY
Oct 4 at SJSU
Oct 11 CSU
Oct 19 at WYO
Oct 26 HAW
Nov 2 at NEV
Nov 9 AFA
Nov 16 at BSU
Nov 30 USU
TOTAL 0 0.0-0 0.0-0 0 0-0 0 0-0 0
CAREER 3 0.0-0 0.0-0 0 0-0 0 0-0 0

LB - #5 James Lewis

2019
Date Opponent TKL TFL-Yds Sack-Yds FF FR-Yds PBU INT-yds TD
Aug 31 SHSU
Sept 14 at ND
Sept 21 NMSU
Sept 28 at LIBERTY
Oct 4 at SJSU
Oct 11 CSU
Oct 19 at WYO
Oct 26 HAW
Nov 2 at NEV
Nov 9 AFA
Nov 16 at BSU
Nov 30 USU
TOTAL 0 0.0-0 0.0-0 0 0-0 0 0-0 0

LB - #18 Dylan Horton

2018
Date Opponent TKL TFL-Yds Sack-Yds FF FR-Yds PBU INT-yds TD
Sept 1 UIW 2 0.0-0 0.0-0 0 0-0 0 0-0 0
Sept 8 at WISC 2 0.0-0 0.0-0 0 0-0 0 0-0 0
Sept 15 at NMSU 2 0.5-1 0.0-0 0 0-0 0 0-0 0
Sept 29 LIBERTY 0 0.0-0 0.0-0 0 0-0 0 0-0 0
Oct 6 at UNLV 0 0.0-0 0.0-0 0 1-0 0 0-0 0
Oct 13 at CSU 2 0.0-0 0.0-0 0 0-0 0 0-0 0
Oct 20 FS 0 0.0-0 0.0-0 0 0-0 0 0-0 0
Oct 27 at USU 1 0.0-0 0.0-0 0 0-0 0 0-0 0
Nov 3 SDSU 1 0.0-0 0.0-0 0 0-0 0 0-0 0
Nov 10 at AFA 1 0.0-0 0.0-0 0 0-0 0 0-0 0
Nov 16 BSU 1 0.0-0 0.0-0 0 0-0 0 0-0 0
Nov 24 WYO
TOTAL 12 0.5-1 0.0-0 0 1-0 0 0-0 0

2019
Date Opponent TKL TFL-Yds Sack-Yds FF FR-Yds PBU INT-yds TD
Aug 31 SHSU
Sept 14 at ND
Sept 21 NMSU
Sept 28 at LIBERTY
Oct 4 at SJSU
Oct 11 CSU
Oct 19 at WYO
Oct 26 HAW
Nov 2 at NEV
Nov 9 AFA
Nov 16 at BSU
Nov 30 USU
TOTAL 0 0.0-0 0.0-0 0 0-0 0 0-0 0
CAREER 12 0.5-1 0.0-0 0 1-0 0 0-0 0

LB - #19 Devin Sanders

2019
Date Opponent TKL TFL-Yds Sack-Yds FF FR-Yds PBU INT-yds TD
Aug 31 SHSU
Sept 14 at ND
Sept 21 NMSU
Sept 28 at LIBERTY
Oct 4 at SJSU
Oct 11 CSU
Oct 19 at WYO
Oct 26 HAW
Nov 2 at NEV
Nov 9 AFA
Nov 16 at BSU
Nov 30 USU
TOTAL 0 0.0-0 0.0-0 0 0-0 0 0-0 0

LB - #20 Jacobi Hearn

2019
Date Opponent TKL TFL-Yds Sack-Yds FF FR-Yds PBU INT-yds TD
Aug 31 SHSU
Sept 14 at ND
Sept 21 NMSU
Sept 28 at LIBERTY
Oct 4 at SJSU
Oct 11 CSU
Oct 19 at WYO
Oct 26 HAW
Nov 2 at NEV
Nov 9 AFA
Nov 16 at BSU
Nov 30 USU
TOTAL 0 0.0-0 0.0-0 0 0-0 0 0-0 0

LB - #23 Reco Hannah

2019
Date Opponent TKL TFL-Yds Sack-Yds FF FR-Yds PBU INT-yds TD
Aug 31 SHSU
Sept 14 at ND
Sept 21 NMSU
Sept 28 at LIBERTY
Oct 4 at SJSU
Oct 11 CSU
Oct 19 at WYO
Oct 26 HAW
Nov 2 at NEV
Nov 9 AFA
Nov 16 at BSU
Nov 30 USU
TOTAL 0 0.0-0 0.0-0 0 0-0 0 0-0 0

LB - #30 Alexander "Moana" Vainikolo

2018
Date Opponent TKL TFL-Yds Sack-Yds FF FR-Yds PBU INT-yds TD
Sept 1 UIW 1 0.0-0 0.0-0 0 0-0 0 0-0 0
Sept 8 at WISC 1 0.0-0 0.0-0 0 0-0 0 0-0 0
Sept 15 at NMSU 9 0.0-0 0.0-0 0 0-0 0 0-0 0
Sept 29 LIBERTY 1 0.0-0 0.0-0 0 0-0 0 0-0 0
Oct 6 at UNLV 1 0.0-0 0.0-0 0 0-0 0 0-0 0
Oct 13 at CSU 0 0.0-0 0.0-0 0 0-0 0 0-0 0
Oct 20 FS 7 0.0-0 0.0-0 0 0-0 0 0-0 0
Oct 27 at USU 4 0.0-0 0.0-0 0 0-0 0 0-0 0
Nov 3 SDSU 1 1.0-5 0.0-0 1 0-0 0 0-0 0
Nov 10 at AFA 2 0.0-0 0.0-0 0 0-0 0 0-0 0
Nov 16 BSU 3 1.0-2 0.0-0 0 0-0 0 0-0 0
Nov 24 WYO 5 0.0-0 0.0-0 0 0-0 0 0-0 0
TOTAL 35 2.0-7 0.0-0 1 0-0 0 0-0 0

2019
Date Opponent TKL TFL-Yds Sack-Yds FF FR-Yds PBU INT-yds TD
Aug 31 SHSU
Sept 14 at ND
Sept 21 NMSU
Sept 28 at LIBERTY
Oct 4 at SJSU
Oct 11 CSU
Oct 19 at WYO
Oct 26 HAW
Nov 2 at NEV
Nov 9 AFA
Nov 16 at BSU
Nov 30 USU
TOTAL 0 0.0-0 0.0-0 0 0-0 0 0-0 0
CAREER 35 2.0-7 0.0-0 1 0-0 0 0-0 0

LB - #33 Alex Hart

2015
Date Opponent TKL TFL-Yds Sack-Yds FF FR-Yds PBU INT-yds TD
Sept 5 MVSU Did Not Play
Sept 12 Tulsa Did Not Play
Sept 18 at ASU Did Not Play
Sept 26 at WYO Did Not Play
Oct 3 NMSU 0 0.0-0 0.0-0 0 0-0 0 0-0 0
Oct 10 at UNR 0 0.0-0 0.0-0 0 0-0 0 0-0 0
Oct 17 HAW 1 0.0-0 0.0-0 0 0-0 0 0-0 0
Oct 24 at SJSU 0 0.0-0 0.0-0 0 0-0 0 0-0 0
Nov 7 USU 0 0.0-0 0.0-0 0 0-0 0 0-0 0
Nov 14 at BSU 1 0.0-0 0.0-0 0 0-0 0 0-0 0
Nov 21 CSU 0 0.0-0 0.0-0 0 0-0 0 0-0 0
Nov 28 AFA 0 0.0-0 0.0-0 0 0-0 0 0-0 0
Dec 19 ARIZ 0 0.0-0 0.0-0 0 0-0 0 0-0 0
TOTAL 2 0.0-0 0.0-0 0 0-0 0 0-0 0

2016
Date Opponent TKL TFL-Yds Sack-Yds FF FR-Yds PBU INT-yds TD
Sept 1 USD 3 0.0-0 0.0-0 0 0-0 0 0-0 0
Sept 10 at NMSU 4 1.0-1 1.0-1 0 0-0 0 0-0 0
Sept 17 at RU 4 1.0-1 0.0-0 0 0-0 1 0-0 0
Oct 1 SJSU 0 0.0-0 0.0-0 0 0-0 0 0-0 0
Oct 7 BSU 2 0.0-0 0.0-0 0 0-0 0 0-0 0
Oct 15 vs. AFA 1 0.0-0 0.0-0 0 0-0 0 0-0 0
Oct 22 ULM 3 0.0-0 0.0-0 0 0-0 0 0-0 0
Oct 29 at UH 1 0.0-0 0.0-0 0 0-0 0 0-0 0
Nov 5 NEV 3 1.0-4 0.0-0 0 0-0 0 0-0 0
Nov 12 at USU 1 1.0-2 0.0-0 0 0-0 0 0-0 0
Nov 19 at CSU 3 0.0-0 0.0-0 1 0-0 0 0-0 0
Nov 26 WYO 1 0.0-0 0.0-0 0 1-0 0 0-0 0
Dec 17 UTSA 0 0.0-0 0.0-0 0 0-0 0 0-0 0
TOTAL 26 4.0-8 1.0-1 1 1-0 1 0-0 0

2017
Date Opponent TKL TFL-Yds Sack-Yds FF FR-Yds PBU INT-yds TD
Sept 2 ACU 3 0.0-0 0.0-0 0 1-0 0 0-0 0
Sept 9 NMSU 6 1.0-1 0.0-0 0 0-0 2 0-0 0
Sept 14 at BSU 6 1.0-3 0.0-0 0 0-0 0 0-0 0
Sept 23 at Tulsa 6 0.0-0 0.0-0 0 0-0 0 0-0 0
Sept 30 AFA 9 1.5-10 1.0-8 1 0-0 0 0-0 0
Oct 14 at FS 2 0.0-0 0.0-0 0 0-0 0 0-0 0
Oct 20 CSU 5 1.0-1 0.0-0 0 0-0 0 0-0 0
Oct 28 at WYO 2 0.0-0 0.0-0 0 0-0 0 0-0 0
Nov 4 USU 4 1.0-4 0.0-0 0 0-0 0 0-0 0
Nov 11 TA&M 2 0.0-0 0.0-0 0 0-0 0 0-0 0
Nov 17 UNLV 9 0.0-0 0.0-0 0 0-0 1 0-0 0
Nov 24 at SDSU 4 0.0-0 0.0-0 0 0-0 0 0-0 0
TOTAL 58 5.5-19 1.0-8 1 1-0 3 0-0 0

2018
Date Opponent TKL TFL-Yds Sack-Yds FF FR-Yds PBU INT-yds TD
Sept 1 UIW 4 0.0-0 0.0-0 0 0-0 0 0-0 0
Sept 8 at WISC 13 0.0-0 0.0-0 0 0-0 0 0-0 0
Sept 15 at NMSU 2 0.0-0 0.0-0 0 0-0 0 0-0 0
Sept 29 LIBERTY Did Not Play
Oct 6 at UNLV Did Not Play
Oct 13 at CSU Did Not Play
Oct 20 FS Did Not Play
Oct 27 at USU Did Not Play
Nov 3 SDSU Did Not Play
Nov 10 at AFA Did Not Play
Nov 16 BSU Did Not Play
Nov 24 WYO Did Not Play
TOTAL 19 0.0-0 0.0-0 0 0-0 0 0-0 0

2019
Date Opponent TKL TFL-Yds Sack-Yds FF FR-Yds PBU INT-yds TD
Aug 31 SHSU
Sept 14 at ND
Sept 21 NMSU
Sept 28 at LIBERTY
Oct 4 at SJSU
Oct 11 CSU
Oct 19 at WYO
Oct 26 HAW
Nov 2 at NEV
Nov 9 AFA
Nov 16 at BSU
Nov 30 USU
TOTAL 0 0.0-0 0.0-0 0 0-0 0 0-0 0
CAREER 105 9.5-27 2.0-9 2 2-0 4 0-0 0

2019

Date	Opponent	TKL	TFL-Yds	Sack-Yds	FF	FR-Yds	PBU	INT-yds	TD
Aug 31	SHSU								
Sept 14	at ND								
Sept 21	NMSU								
Sept 28	at LIBERTY								
Oct 4	at SJSU								
Oct 11	CSU								
Oct 19	at WYO								
Oct 26	HAW								
Nov 2	at NEV								
Nov 9	AFA								
Nov 16	at BSU								
Nov 30	USU								
TOTAL		0	0.0-0	0.0-0	0	0-0	0	0-0	0
CAREER		17	3.0-15	2.5-15	0	0-0	0	0-0	0

DL - #93 Nahje Flowers

2017

Date	Opponent	TKL	TFL-Yds	Sack-Yds	FF	FR-Yds	PBU	INT-yds	TD
Sept 2	ACU	0	0.0-0	0.0-0	0	0-0	0	0-0	0
Sept 9	NMSU	0	0.0-0	0.0-0	0	0-0	0	0-0	0
Sept 14	at BSU	0	0.0-0	0.0-0	0	0-0	0	0-0	0
Sept 23	at Tulsa	0	0.0-0	0.0-0	0	0-0	0	0-0	0
Sept 30	AFA	1	0.0-0	0.0-0	0	0-0	0	0-0	0
Oct 14	at FS	1	0.0-0	0.0-0	0	0-0	0	0-0	0
Oct 20	CSU	0	0.0-0	0.0-0	0	0-0	0	0-0	0
Oct 28	at WYO	1	0.0-0	0.0-0	0	0-0	0	0-0	0
Nov 4	USU	0	0.0-0	0.0-0	0	0-0	0	0-0	0
Nov 11	TA&M	0	0.0-0	0.0-0	0	0-0	0	0-0	0
Nov 17	UNLV	0	0.0-0	0.0-0	0	0-0	0	0-0	0
Nov 24	at SDSU	0	0.0-0	0.0-0	0	0-0	0	0-0	0
TOTAL		3	0.0-0	0.0-0	0	0-0	0	0-0	0

2018

Date	Opponent	TKL	TFL-Yds	Sack-Yds	FF	FR-Yds	PBU	INT-yds	TD
Sept 1	UIW	0	0.0-0	0.0-0	0	0-0	0	0-0	0
Sept 8	at WISC	3	0.0-0	0.0-0	0	0-0	0	0-0	0
Sept 15	at NMSU	0	0.0-0	0.0-0	0	0-0	0	0-0	0
Sept 29	LIBERTY	5	1.0-2	0.0-0	0	0-0	0	0-0	0
Oct 6	at UNLV	1	0.0-0	0.0-0	0	0-0	0	0-0	0
Oct 13	at CSU	4	0.0-0	0.0-0	0	0-0	0	0-0	0
Oct 20	FS	1	0.0-0	0.0-0	0	0-0	0	0-0	0
Oct 27	at USU	3	1.0-2	0.0-0	0	0-0	0	0-0	0
Nov 3	SDSU	1	0.0-0	0.0-0	0	0-0	0	0-0	0
Nov 10	at AFA	3	2.0-2	0.0-0	0	0-0	0	0-0	0
Nov 16	BSU	1	0.0-0	0.0-0	0	0-0	0	0-0	0
Nov 24	WYO	3	0.5-3	0.5-3	0	0-0	0	0-0	0
TOTAL		25	4.5-9	0.5-3	0	0-0	0	0-0	0

2019

Date	Opponent	TKL	TFL-Yds	Sack-Yds	FF	FR-Yds	PBU	INT-yds	TD
Aug 31	SHSU								
Sept 14	at ND								
Sept 21	NMSU								
Sept 28	at LIBERTY								
Oct 4	at SJSU								
Oct 11	CSU								
Oct 19	at WYO								
Oct 26	HAW								
Nov 2	at NEV								
Nov 9	AFA								
Nov 16	at BSU								
Nov 30	USU								
TOTAL		0	0.0-0	0.0-0	0	0-0	0	0-0	0
CAREER		28	4.5-9	0.5-3	0	0-0	0	0-0	0

DL - #95 Adebayo Soremekun

2018

Date	Opponent	TKL	TFL-Yds	Sack-Yds	FF	FR-Yds	PBU	INT-yds	TD
Sept 1	UIW	1	0.0-0	0.0-0	0	0-0	0	0-0	0
Sept 8	at WISC								
Sept 15	at NMSU								
Sept 29	LIBERTY	0	0.0-0	0.0-0	0	0-0	0	0-0	0
Oct 6	at UNLV	0	0.0-0	0.0-0	0	0-0	0	0-0	0
Oct 13	at CSU	3	0.5-2	0.0-0	0	0-0	0	0-0	0
Oct 20	FS	1	1.0-7	0.0-0	0	0-0	0	0-0	0
Oct 27	at USU	3	2.0-7	1.0-5	0	1-0	0	0-0	0
Nov 3	SDSU	1	1.0-1	1.0-1	0	2-44	0	0-0	1
Nov 10	at AFA	4	0.0-0	0.0-0	1	0-0	0	0-0	0
Nov 16	BSU	0	0.0-0	0.0-0	0	0-0	0	0-0	0
Nov 24	WYO	0	0.0-0	0.0-0	0	0-0	0	0-0	0
TOTAL		13	4.5-17	2.0-6	1	3-44	0	0-0	1

2019

Date	Opponent	TKL	TFL-Yds	Sack-Yds	FF	FR-Yds	PBU	INT-yds	TD
Aug 31	SHSU								
Sept 14	at ND								
Sept 21	NMSU								
Sept 28	at LIBERTY								
Oct 4	at SJSU								
Oct 11	CSU								
Oct 19	at WYO								
Oct 26	HAW								
Nov 2	at NEV								
Nov 9	AFA								
Nov 16	at BSU								
Nov 30	USU								
TOTAL		0	0.0-0	0.0-0	0	0-0	0	0-0	0
CAREER		13	4.5-17	2.0-6	1	3-44	0	0-0	0

DL - #98 Joey Noble

2019

Date	Opponent	TKL	TFL-Yds	Sack-Yds	FF	FR-Yds	PBU	INT-yds	TD
Aug 31	SHSU								
Sept 14	at ND								
Sept 21	NMSU								
Sept 28	at LIBERTY								
Oct 4	at SJSU								
Oct 11	CSU								
Oct 19	at WYO								
Oct 26	HAW								
Nov 2	at NEV								
Nov 9	AFA								
Nov 16	at BSU								
Nov 30	USU								
TOTAL		0	0.0-0	0.0-0	0	0-0	0	0-0	0

P - #96 Tyson Dyer

2018

Date	Opponent	No	Yds	Avg	Lg	Blkd	TB	FC	50+	i20
Sept 1	UIW	3	146	48.7	52	0	0	1	2	1
Sept 8	at WISC	5	195	39.0	50	0	0	0	1	1
Sept 15	at NMSU	8	355	44.4	62	0	1	0	2	2
Sept 29	LIBERTY	4	199	49.8	54	1	0	1	2	2
Oct 6	at UNLV	4	116	29.0	42	0	0	0	0	2
Oct 13	at CSU	6	267	44.5	56	0	0	1	1	2
Oct 20	FS	8	377	47.1	59	0	1	1	2	1
Oct 27	at USU	8	373	46.6	69	0	1	2	3	2
Nov 3	SDSU	8	348	43.5	56	0	1	0	1	1
Nov 10	at AFA	7	351	50.1	84	0	2	2	3	3
Nov 16	BSU	3	114	38.0	49	0	0	0	0	0
Nov 24	WYO	10	437	43.7	64	0	0	4	2	2
TOTAL		74	3278	44.3	84	1	6	12	19	19

K - #47 Dylan Kelly-Romero

2018

Date	Opponent	FGM	FGA	LG	XPM	XPA	PTS	KO	YDS	AVG	TB	OB
Sept 1	UIW	0	0	-	0	0	0	8	485	60.6	3	1
Sept 8	at WISC											
Sept 15	at NMSU											
Sept 29	LIBERTY											
Oct 6	at UNLV											
Oct 13	at CSU											
Oct 20	FS											
Oct 27	at USU											
Nov 3	SDSU											
Nov 10	at AFA											
Nov 16	BSU											
Nov 24	WYO											
TOTAL		0	0	-	0	0	0	8	485	60.6	3	1

2019

Date	Opponent	FGM	FGA	LG	XPM	XPA	PTS	KO	YDS	AVG	TB	OB
Aug 31	SHSU											
Sept 14	at ND											
Sept 21	NMSU											
Sept 28	at LIBERTY											
Oct 4	at SJSU											
Oct 11	CSU											
Oct 19	at WYO											
Oct 26	HAW											
Nov 2	at NEV											
Nov 9	AFA											
Nov 16	at BSU											
Nov 30	USU											
TOTAL		0	0	-	0	0	0	0	0	0.0	0	0
CAREER		0	0	-	0	0	0	8	485	60.6	3	1

K - #94 Andrew Shelley

2018

Date	Opponent	FGM	FGA	LG	XPM	XPA	PTS	KO	YDS	AVG	TB	OB
Sept 1	UIW	0	0	-	8	9	8	0	0	-	0	0
Sept 8	at WISC	0	0	-	2	2	2	0	0	-	0	0
Sept 15	at NMSU	0	0	-	6	6	6	0	0	-	0	0
Sept 29	LIBERTY	1	1	38	4	5	7	0	0	-	0	0
Oct 6	at UNLV	1	1	44	5	7	8	0	0	-	0	0
Oct 13	at CSU	1	1	29	1	1	4	0	0	-	0	0
Oct 20	FS	0	0	-	1	1	1	0	0	-	0	0
Oct 27	at USU	1	1	53	0	0	3	0	0	-	0	0
Nov 3	SDSU	1	1	41	2	3	5	0	0	-	0	0
Nov 10	at AFA	1	1	2								

Sam Houston State (0-0, 0-0)

8/31 at New Mexico 4 pm
9/7 Oklahoma Panhandle State 5 pm
9/14 at North Dakota 3 pm
9/21 *Incarnate Word 5 pm
9/28 *at McNeese State 5 pm
10/5 *Stephen F. Austin 2 pm
10/12 *Lamar 1 pm
10/19 *Nicholls State 1 pm
10/26 *at Central Arkansas 5 pm
11/9 *at Abilene Christian 2 pm
11/16 *Northwestern State 1 pm
11/23 *Houston Baptist 1 pm

Notre Dame (0-0)

9/2 at Louisville 6 pm
9/14 New Mexico 12:30 pm
9/21 at Georgia 6 pm
9/28 Virginia 1:30 pm
10/5 Bowling Green 1:30 pm
10/12 USC 5:30 pm
10/26 at Michigan TBA
11/2 Virginia Tech 12:30 pm
11/9 at Duke TBA
11/16 Navy 12:30 pm
11/23 Boston College 12:30 pm
11/30 at Stanford TBA

New Mexico State (0-0)

8/31 at Washington State 8 pm
9/7 at Alabama 2 pm
9/14 San Diego State 6 pm
9/21 at New Mexico 2:30 pm
9/28 Fresno State 6 pm
10/5 Liberty 6 pm
10/12 at Central Michigan 1 pm
10/26 at Georgia Southern TBA
11/9 at Ole Miss TBA
11/16 Incarnate Word 2 pm
11/23 UTEP 2 pm
11/30 at Liberty Noon

Liberty (0-0)

8/31 Syracuse 4 pm
9/7 at Louisiana 5:30 pm
9/14 Buffalo 4 pm
9/21 Hampton 4 pm
9/28 New Mexico 4 pm
10/5 at New Mexico State 6 pm
10/19 Maine 4 pm
10/26 at Rutgers TBA
11/2 at UMass 10 am
11/9 at BYU TBA
11/23 at Virginia TBA
11/30 New Mexico State Noon

San Jose State (0-0, 0-0)

8/29 Northern Colorado 8 pm
9/7 Tulsa 7 pm
9/21 at Arkansas TBA
9/27 *at Air Force 6 pm
10/4 *New Mexico 8 pm
10/12 *at Nevada 2 pm
10/19 *San Diego State 5 pm
10/26 at Army 10 am
11/2 *Boise State 8:30 pm
11/9 *at Hawai'i 8 pm
11/23 *at UNLV 2 pm
11/30 *Fresno State TBA

Colorado State (0-0, 0-0)

8/30 vs. Colorado (Mile High Stadium) 8 pm
9/7 Western Illinois 2 pm
9/14 at Arkansas 2 pm
9/21 Toledo TBA
9/28 *at Utah State 5:30 pm
10/5 *San Diego State TBA
10/11 *at New Mexico 6 pm
10/26 *at Fresno State TBA
11/2 *UNLV 1:30 pm
11/16 *Air Force TBA
11/22 *at Wyoming 7:30 pm
11/29 *Boise State 1:30 pm

Wyoming (0-0, 0-0)

8/31 Missouri 5:30 pm
9/7 at Texas State 5 pm
9/14 Idaho 3 pm
9/21 at Tulsa TBA
9/28 *UNLV TBA
10/12 *at San Diego State 8:30 pm
10/19 *New Mexico TBA
10/26 *Nevada Noon
11/9 *at Boise State TBA
11/16 *at Utah State TBA
11/22 *Colorado State 7:30 pm
11/30 *at Air Force Noon

Hawai'i (0-0, 0-0)

8/24 Arizona 8:30 pm
9/7 Oregon State 10 pm
9/14 at Washington 5:30 pm
9/21 Central Arkansas 10 pm
9/28 *at Nevada TBA
10/12 *at Boise State TBA
10/19 *Air Force 9 pm
10/26 *at New Mexico 2 pm
11/2 *Fresno State 10 pm
11/9 *San Jose State 9 pm
11/16 *at UNLV 2 pm
11/23 *San Diego State 9 pm
11/30 Army 10:30 am

Nevada (0-0, 0-0)

8/30 Purdue 7:30 pm
9/7 at Oregon 5:30 pm
9/14 Weber State 5 pm
9/21 at UTEP 6 pm
9/28 *at Hawai'i TBA
10/12 *San Jose State 2 pm
10/19 *at Utah State TBA
10/26 *at Wyoming Noon
11/2 *New Mexico TBA
11/9 *at San Diego State TBA
11/23 *at Fresno State TBA
11/30 *UNLV 1 pm

Air Force (0-0, 0-0)

8/31 Colgate 1:30 pm
9/14 at Colorado 11 am
9/20 *at Boise State 7 pm
9/27 *San Jose State 6 pm
10/5 at Navy 1:30 pm
10/12 *Fresno State 5 pm
10/19 *at Hawai'i 9 pm
10/26 *Utah State TBA
11/2 Army 1:30 pm
11/9 *at New Mexico Noon
11/16 *at Colorado State TBA
11/30 *Wyoming Noon

Boise State (0-0, 0-0)

8/31 vs. Florida State 5 pm
9/6 Marshall 7 pm
9/14 Portland State 8:15 pm
9/20 *Air Force 7 pm
10/5 *at UNLV 8:30 pm
10/12 *Hawai'i TBA
10/19 at BYU TBA
11/2 *at San Jose State 8:30 pm
11/9 *Wyoming TBA
11/16 *New Mexico TBA
11/23 *at Utah State 8:30 pm
11/29 *at Colorado State 1:30 pm

Utah State (0-0, 0-0)

8/30 at Wake Forest 6 pm
9/7 Stony Brook 5:30 pm
9/21 *at San Diego State 8:30 pm
9/28 *Colorado State 5:30 pm
10/5 at LSU TBA
10/19 *Nevada TBA
10/26 *at Air Force TBA
11/2 BYU TBA
11/9 *at Fresno State 5 pm
11/16 *Wyoming TBA
11/23 *Boise State 8:30 pm
11/30 *at New Mexico 2 pm

THE DAVIE FILE

Born: Sept. 30, 1954
Birthplace: Sewickley, Pa.
Alma Mater: Youngstown State, 1977
Playing Experience: Youngstown State, 1975-76
Family: Wife, Joanne; daughter Audra, son, Clay

Bowl Games Coached:

(corresponding to the season, not the actual year of the bowl game)

- 2016 Gildan New Mexico
- 2015 Gildan New Mexico
- 2000 Fiesta Bowl
- 1998 Gator Bowl
- 1997 Independence Bowl
- 1995 Orange Bowl
- 1994 Fiesta Bowl
- 1993 Cotton Bowl
- 1992 Cotton Bowl
- 1991 Cotton Bowl
- 1990 Holiday Bowl
- 1989 Sun Bowl
- 1987 Cotton Bowl
- 1986 Cotton Bowl
- 1985 Cotton Bowl
- 1982 Cotton Bowl
- 1981 Sugar Bowl
- 1980 Gator Bowl
- 1979 Fiesta Bowl
- 1977 Gator Bowl

Head Coaching Experience

Year	School	Record	Bowl
2018	New Mexico	3-9	-
2017	New Mexico	3-9	-
2016	New Mexico	9-4	Gildan New Mexico Bowl
2015	New Mexico	7-6	Gildan New Mexico Bowl
2014	New Mexico	4-8	-
2013	New Mexico	3-9	-
2012	New Mexico	4-9	-
2001	Notre Dame	5-6	-
2000	Notre Dame	9-3	Fiesta Bowl
1999	Notre Dame	5-7	-
1998	Notre Dame	9-3	Gator Bowl
1997	Notre Dame	7-6	Independence Bowl

Career record: 68-79

Assistant Coaching Experience

Year	School	Position
1996	Notre Dame	Defensive Coordinator
1995	Notre Dame	Defensive Coordinator
1994	Notre Dame	Defensive Coordinator
1993	Texas A&M	Defensive Coordinator
1992	Texas A&M	Defensive Coordinator
1991	Texas A&M	Defensive Coordinator
1990	Texas A&M	Defensive Coordinator
1989	Texas A&M	Defensive Coordinator
1988	Texas A&M	Outside Linebackers
1987	Texas A&M	Outside Linebackers
1986	Texas A&M	Outside Linebackers
1985	Texas A&M	Outside Linebackers
1984	Tulane	DC./Asst. Head Coach
1983	Tulane	DC./Asst. Head Coach
1982	Pittsburgh	Linebackers
1981	Pittsburgh	Linebackers
1980	Pittsburgh	Linebackers
1979	Arizona	Linebackers
1978	Arizona	Linebackers
1977	Pittsburgh	Graduate Assistant



Bob Davie enters his eighth season at The University of New Mexico, where he has led the program to back-to-back bowl games, a 2016 Gildan New Mexico Bowl title, and increased respect in the form of nationally televised games and increased media attention.

The 2018 season saw him complete his 32nd season as a collegiate football coach, and it marked his 42nd season overall in the sport, including 10 years as a broadcaster at ESPN.

The 2018 season saw UNM put a scare into the nation's No. 5 team in Wisconsin, and pick up a record breaking win over UNLV, winning with the largest road margin of victory for the Lobos in the Mountain West. The Lobos also had a win in the Rio Grande Rivalry, winning 42-25 over New Mexico State, giving Davie a 5-2 record against UNM's rivals to the south.

UNM also led the nation in kickoff coverage and had the top punt returner in the nation, continuing the hallmark of tremendous special teams play under Davie. The team also turned in the best academic year on record with a 2.83 GPA in the Fall and a 2.92 in the Spring, two of the five highest GPAs in program history. Additionally, UNM set records as a program with 27 Academic All-Conference performers and 13 Mountain West Scholar-Athletes.

While the 2017 season did not see the results on the field that Davie and the Lobos got used too, it still had many successful moments. The season culminated with four Lobos making it into NFL camps, including the program's first draft choice in eight years with Jason Sanders as a seventh-round selection of the Miami Dolphins. Additionally, Lamar Jordan signed a free agent contract with the Atlanta Falcons and Corey Bojorquez did likewise with the New England Patriots.

The Lobos finished among the national leaders in kickoff coverage and punt coverage, and running back Richard McQuarley tied the school record with five touchdown runs against Air Force.

In addition, the Lobos continued their streak in which the team returned a kickoff for a touchdown in each of Bob Davie's first six seasons as Elijah Lilly took one back against Texas A&M. The touchdown was the 10th in those six seasons, and that was tied for the third-most in the nation over that time period, and UNM's streak of one kickoff return for a touchdown from 2010-17 was the second-longest streak nationally.

UNM was also strong off the field, with a program record 23 Mountain West All-Academic selections and a 2.85 GPA in the Spring semester, the highest under Davie at the time.

It's safe to say that his first five years at New Mexico has seen him orchestrate one of the best rebuilding jobs in the history of the sport. When he arrived on campus in 2012, he inherited a program that had gone just 3-37 in the previous 40 games and had the lowest number of scholarship players in Division I. Knowing that back story makes UNM's stretch all the more remarkable.

Over the 2015 and 2016 seasons, New Mexico went 16-10, tying a school record for the most wins in back-to-back seasons in school history. The Lobos tied a school record with six conference wins in 2016, and UNM's 11 conference wins over those two seasons were the most in school history. New Mexico's 12-5 Mountain West record over a 17-game stretch was tied for the best in the Mountain Division and is the second-best in the league overall.

Perhaps there is no better stat to show how far Davie has brought the Lobos than this: after no wins over Bowl eligible teams from 2008-14, the Lobos defeated seven bowl eligible teams over those two seasons.

UNDER DAVIE...

NEW MEXICO RECORD WHEN..... 2012...2013...2014...2015...2016...2017...2018...2019..... OVERALL

Lobos lead after 1st quarter.....	4-3.....	3-2.....	3-2.....	4-2.....	7-2.....	2-1.....	1-2.....	0-0.....	24-14
Lobos trail after 1st quarter.....	0-5.....	0-7.....	0-4.....	2-2.....	1-2.....	0-8.....	1-7.....	0-0.....	4-35
Score tied after 1st quarter.....	0-1.....	0-0.....	1-2.....	1-2.....	1-0.....	1-0.....	1-0.....	0-0.....	5-5
Lobos lead after halftime.....	4-1.....	2-1.....	3-2.....	5-0.....	6-1.....	2-0.....	3-1.....	0-0.....	25-6
Lobos trail after halftime.....	0-8.....	0-7.....	1-5.....	2-6.....	1-3.....	1-9.....	0-8.....	0-0.....	5-46
Score tied after halftime.....	0-0.....	1-1.....	0-1.....	0-0.....	2-0.....	0-0.....	0-0.....	0-0.....	3-2
Lobos lead after 3rd quarter.....	4-0.....	2-0.....	2-1.....	5-1.....	8-1.....	3-0.....	3-1.....	0-0.....	28-4
Lobos trail after 3rd quarter.....	0-9.....	1-8.....	2-7.....	1-5.....	0-3.....	0-9.....	0-8.....	0-0.....	4-49
Score tied after 3rd quarter.....	0-0.....	0-1.....	0-0.....	1-0.....	1-0.....	0-0.....	0-0.....	0-0.....	2-1

SCHEDULE BREAKDOWN..... 2012...2013...2014...2015...2016...2017...2018...2019..... OVERALL

Overall.....	4-9.....	3-9.....	4-8.....	7-6.....	9-4.....	3-9.....	3-9.....	0-0.....	33-54
August.....	0-0.....	0-1.....	0-1.....	0-0.....	0-0.....	0-0.....	0-0.....	0-0.....	0-2
September.....	2-3.....	2-2.....	1-2.....	2-2.....	1-2.....	3-2.....	2-2.....	0-0.....	13-15
October.....	2-2.....	0-2.....	1-2.....	2-2.....	4-1.....	0-3.....	1-3.....	0-0.....	10-15
November.....	0-4.....	1-4.....	2-3.....	3-1.....	3-1.....	0-4.....	0-4.....	0-0.....	9-21
December.....	0-0.....	0-0.....	0-0.....	0-1.....	1-0.....	0-0.....	0-0.....	0-0.....	1-1

CONFERENCE GAMES..... 2012...2013...2014...2015...2016...2017...2018...2019..... OVERALL

Home.....	0-4.....	1-3.....	1-3.....	3-1.....	3-1.....	1-3.....	0-4.....	0-0.....	9-19
Road.....	1-3.....	0-4.....	1-3.....	2-2.....	2-1.....	0-4.....	1-3.....	0-0.....	7-20
Neutral.....	0-0.....	0-0.....	0-0.....	0-0.....	1-0.....	0-0.....	0-0.....	0-0.....	1-0

NON-CONFERENCE GAMES..... 2012...2013...2014...2015...2016...2017...2018...2019..... OVERALL

Home.....	2-0.....	1-1.....	0-2.....	2-2.....	3-0.....	1-1.....	1-1.....	0-0.....	10-7
Road.....	1-2.....	1-1.....	2-0.....	0-1.....	0-2.....	1-1.....	1-1.....	0-0.....	6-8

MISCELLANEOUS..... 2012...2013...2014...2015...2016...2017...2018...2019..... OVERALL

Games Decided by a TD or less (8 pts).....	0-5.....	2-3.....	3-3.....	3-2.....	5-1.....	1-3.....	0-2.....	0-0.....	14-19
Games Decided by a FG or less (3 pts).....	0-1.....	0-0.....	2-0.....	2-0.....	2-1.....	1-3.....	0-1.....	0-0.....	7-6
Games Played on Grass.....	1-0.....	0-1.....	0-0.....	0-1.....	1-0.....	0-2.....	0-0.....	0-0.....	2-4
Games Played on Turf.....	3-9.....	3-8.....	4-8.....	7-5.....	8-4.....	3-7.....	3-9.....	0-0.....	31-50
Day Games (start before 6 pm).....	2-7.....	1-5.....	3-5.....	4-4.....	3-2.....	2-4.....	1-7.....	0-0.....	16-34
Night Games (start 6 pm or later).....	2-2.....	2-4.....	1-3.....	3-2.....	6-2.....	1-5.....	2-2.....	0-0.....	17-21
vs. Ranked.....	0-2.....	0-0.....	0-2.....	0-0.....	0-1.....	0-0.....	0-2.....	0-0.....	0-7
Overtime.....	0-0.....	1-0.....	0-0.....	0-0.....	0-0.....	0-0.....	0-0.....	0-0.....	1-0

New Mexico Inside Opponent Red-Zone

Date	Opponent	Score	Times	Times	Total	Rush		Pass	FGs	Failed to score inside RZ					
			In RZ	Scored	Pts	TDs	TDs	TDs	Made	FGA	Down	Int	Fumb	Half	Game
Sep 01, 2018	INCARNATE WORD	W 62-30	6	5	34	5	4	1	0	0	0	0	1	0	0
Sep 08, 2018	at Wisconsin	L 14-45	2	2	14	2	0	2	0	0	0	0	0	0	0
Sep 15, 2018	at New Mexico State	W 42-25	5	5	35	5	5	0	0	0	0	0	0	0	0
Sep 29, 2018	LIBERTY	L 43-52	6	5	30	4	2	2	1	0	1	0	0	0	0
Oct 06, 2018	at UNLV	W 50-14	6	5	29	4	3	1	1	0	0	0	0	1	0
Oct 13, 2018	at Colorado State	L 18-20	3	2	10	1	0	1	1	0	1	0	0	0	0
Oct 20, 2018	FRESNO STATE	L 7-38	2	1	7	1	0	1	0	0	1	0	0	0	0
Oct 27, 2018	at Utah State	L 19-61	2	1	8	1	0	1	0	0	0	1	0	0	0
Nov 03, 2018	SAN DIEGO STATE	L 23-31	2	2	13	2	0	2	0	0	0	0	0	0	0
Nov 10, 2018	at Air Force	L 24-42	3	3	17	2	2	0	1	0	0	0	0	0	0
Nov 16, 2018	BOISE STATE	L 14-45	2	1	7	1	1	0	0	1	0	0	0	0	0
Nov 24, 2018	WYOMING	L 3-31	1	1	3	0	0	0	1	0	0	0	0	0	0
Totals			40	33	207	28	17	11	5	1	3	1	1	1	0
33 of 40 (82.5%)															

Opponents Inside New Mexico Red-Zone

Date	Opponent	Score	Times	Times	Total	Rush		Pass	FGs	Failed to score inside RZ					
			In RZ	Scored	Pts	TDs	TDs	TDs	Made	FGA	Down	Int	Fumb	Half	Game
Sep 01, 2018	INCARNATE WORD	W 62-30	4	4	24	3	2	1	1	0	0	0	0	0	0
Sep 08, 2018	at Wisconsin	L 14-45	8	7	45	6	4	2	1	0	0	0	1	0	0
Sep 15, 2018	at New Mexico State	W 42-25	3	1	7	1	1	0	0	1	0	1	0	0	0
Sep 29, 2018	LIBERTY	L 43-52	7	7	45	6	4	2	1	0	0	0	0	0	0
Oct 06, 2018	at UNLV	W 50-14	2	2	14	2	0	2	0	0	0	0	0	0	0
Oct 13, 2018	at Colorado State	L 18-20	5	4	20	2	1	1	2	1	0	0	0	0	0
Oct 20, 2018	FRESNO STATE	L 7-38	4	4	24	3	2	1	1	0	0	0	0	0	0
Oct 27, 2018	at Utah State	L 19-61	8	8	40	4	2	2	4	0	0	0	0	0	0
Nov 03, 2018	SAN DIEGO STATE	L 23-31	3	3	17	2	1	1	1	0	0	0	0	0	0
Nov 10, 2018	at Air Force	L 24-42	3	3	21	3	2	1	0	0	0	0	0	0	0
Nov 16, 2018	BOISE STATE	L 14-45	6	5	31	4	1	3	1	1	0	0	0	0	0
Nov 24, 2018	WYOMING	L 3-31	4	3	17	2	2	0	1	0	0	0	1	0	0
Totals			57	51	305	38	22	16	13	3	0	1	2	0	0
51 of 57 (89.5%)															

2018 STARTING LINEUPS

OFFENSE

OPPONENT	QB	WR	WR	WR/RB	RB	TE/WR*/RB#	LT	LG	C	RG	RT
UIW	Tuioti	Hart-Johnson	Griffin	Lilly	Owens	Williams	Estrella	Grammel	Stapley	Jenkins	Saltes
@WISC	Tuioti	Hart-Johnson	Griffin	Umeh	Owens	Williams	Estrella	Grammel	Stapley	Jenkins	Saltes
@NMSU	S. Jones	Hart-Johnson	Griffin	Umeh	Owens	Lilly*	Estrella	Grammel	Stapley	Jenkins	Saltes
LIB	Tuioti	Hart-Johnson	Griffin	Umeh	Owens	Lilly*	Estrella	Grammel	Stapley	Jenkins	Saltes
@UNLV	S. Jones	Lilly	Griffin	Umeh	Owens	Williams	Estrella	Grammel	Stapley	Jenkins	Saltes
@CSU	S. Jones	Hart-Johnson	Griffin	Umeh	Owens	Je. Jones, Jr.	Estrella	Grammel	Stapley	Jenkins	Saltes
FS	S. Jones	Hart-Johnson	Griffin	Umeh	Owens	Lilly*	Sylvester	Estrella	Stapley	Jenkins	Saltes
@USU	S. Jones	Hart-Johnson	Griffin	Reed	Owens	Lilly*	Sylvester	Estrella	Stapley	Jenkins	Saltes
SDSU	Gerhart	Hart-Johnson	Griffin	Reed	Owens	Dickey	Sylvester	Estrella	Stapley	Jenkins	Saltes
@AFA	Gerhart	Hart-Johnson	Griffin	Umeh	Owens	Williams	Sylvester	Estrella	Stapley	Jenkins	Saltes
BSU	S. Jones	Hart-Johnson	Harris	Umeh	Owens	Williams	Sylvester	Estrella	Stapley	Jenkins	Saltes
WYO	S. Jones	Hart-Johnson	Harris	Umeh	Owens	Williams	Sylvester	Estrella	Stapley	Jenkins	Saltes

DEFENSE

OPPONENT	DE	NT	RE/RUSH 2*	RUSH	MLB	WLB	LCB	SS	FS	RCB	NICK/RUSH 2*
UIW	C. Baker	Blackwell	Flowers	Flack	Hart	Tohi	Ross	Hayes	Parker	Burrell	Sewell
@WISC	C. Baker	Blackwell	Flowers	Flack	Hart	Tohi	Ross	Hayes	Parker	Burrell	Epting*
@NMSU	C. Baker	Blackwell	Epting*	Flack	Hart	Tohi	Rogers	Hayes	Barnwell	Burrell	Ross
LIB	C. Baker	Blackwell	Flowers	Flack	Tohi	Tamaivena	Rogers	Hayes	Barnwell	Burrell	Ross
@UNLV	C. Baker	Blackwell	Flowers	Flack	Tohi	Tamaivena	Ross	Hayes	Barnwell	Burrell	Sewell
@CSU	C. Baker	Blackwell	Flowers	Flack	Tohi	Tamaivena	Ross	Hayes	Barnwell	Burrell	Sewell
FS	C. Baker	Blackwell	Flowers	Flack	Tohi	Tamaivena	Ross	Hayes	Barnwell	Burrell	Sewell
@USU	C. Baker	Blackwell	Flowers	Flack	Tohi	Tamaivena	Ross	Hayes	Parker	Burrell	Sewell
SDSU	C. Baker	Blackwell	Flowers	Flack	Shook	Tamaivena	Ross	Peek	Parker	Burrell	Sewell
@AFA	C. Baker	Blackwell	Flowers	Flack	Shook	Tamaivena	Ross	Hayes	Parker	Burrell	Sewell
BSU	C. Baker	Blackwell	Flowers	Flack	Shook	Tamaivena	Ross	Barnwell	Parker	Burrell	Rogers
WYO	C. Baker	Blackwell	Flowers	Flack	Shook	Tamaivena	Ross	Barnwell	Parker	Burrell	Sewell

Date	Opponent	Score	Overall	Conference	Time	Attend
Sep 01, 2018	INCARNATE WORD	W 62-30	1-0	0-0	3:35	18213
Sep 08, 2018	at #5 Wisconsin	L 14-45	1-1	0-0	2:56	77003
Sep 15, 2018	at New Mexico State	W 42-25	2-1	0-0	3:33	20673
Sep 29, 2018	LIBERTY	L 43-52	2-2	0-0	3:38	18804
* Oct 06, 2018	at UNLV	W 50-14	3-2	1-0	3:01	18949
* Oct 13, 2018	at Colorado State	L 18-20	3-3	1-1	3:16	36514
* Oct 20, 2018	FRESNO STATE	L 7-38	3-4	1-2	3:13	16708
* Oct 27, 2018	at Utah State	L 19-61	3-5	1-3	3:27	16119
* Nov 03, 2018	SAN DIEGO STATE	L 23-31	3-6	1-4	3:15	14646
* Nov 10, 2018	at Air Force	L 24-42	3-7	1-5	3:08	23723
* Nov 16, 2018	#23 BOISE STATE	L 14-45	3-8	1-6	3:18	16883
* Nov 24, 2018	WYOMING	L 3-31	3-9	1-7	2:41	14269

Team Statistics

	NM	OPP
SCORING	319	434
Points Per Game	26.6	36.2
Points Off Turnovers	73	114
FIRST DOWNS	210	283
Rushing	110	134
Passing	85	128
Penalty	15	21
RUSHING YARDAGE	1838	2604
Yards gained rushing	2117	2876
Yards lost rushing	279	272
Rushing Attempts	505	536
Average Per Rush	3.6	4.9
Average Per Game	153.2	217.0
TDs Rushing	17	30
PASSING YARDAGE	2122	3072
Comp-Att-Int	153-288-17	209-363-9
Average Per Pass	7.4	8.5
Average Per Catch	13.9	14.7
Average Per Game	176.8	256.0
TDs Passing	21	23
TOTAL OFFENSE	3960	5676
Total Plays	793	899
Average Per Play	5.0	6.3
Average Per Game	330.0	473.0
KICK RETURNS: #-Yards	24-378	18-268
PUNT RETURNS: #-Yards	17-330	29-218
INT RETURNS: #-Yards	9-213	17-213
KICK RETURN AVERAGE	15.8	14.9
PUNT RETURN AVERAGE	19.4	7.5
INT RETURN AVERAGE	23.7	13.3
FUMBLES-LOST	19-9	23-13
PENALTIES-Yards	56-569	76-588
Average Per Game	47.4	49.0
PUNTS-Yards	75-3278	58-2500
Average Per Punt	43.7	43.1
Net punt average	39.2	34.3
KICKOFFS-Yards	60-3715	80-4833
Average Per Kick	61.9	60.4
Net kick average	41.6	39.8
TIME OF POSSESSION/Game	27:36	32:24
3RD-DOWN Conversions	60/161	78/180
3rd-Down Pct	37%	43%
4TH-DOWN Conversions	4/12	9/16
4th-Down Pct	33%	56%
SACKS BY-Yards	26-152	27-163
MISC YARDS	8	0
TOUCHDOWNS SCORED	43	56
FIELD GOALS-ATTEMPTS	7-8	14-18
ON-SIDE KICKS	0-1	1-1
RED-ZONE SCORES	(33-40) 82%	(51-57) 89%
RED-ZONE TOUCHDOWNS	(28-40) 70%	(38-57) 67%
PAT-ATTEMPTS	(34-39) 87%	(54-54) 100%
ATTENDANCE	99523	192981
Games/Avg Per Game	6/16587	6/32164
Neutral Site Games		0/0

Score by Quarters	1st	2nd	3rd	4th	OT	Total
New Mexico	59	95	75	90	0	319
Opponents	128	113	71	122	0	434

Rushing	gp	att	gain	loss	net	avg	td	lg	avg/g
OWENS, Tyrone	12	186	726	39	687	3.7	6	29	57.2
JONES, Sheriron	11	79	368	82	286	3.6	0	32	26.0
SHULER, Zahneer	12	51	240	12	228	4.5	3	67	19.0
VIGILANT, Daevon	10	43	187	2	185	4.3	2	24	18.5
DAVIS, Ahmari	8	51	201	16	185	3.6	4	16	23.1
TUIOTI, Tevaka	3	15	117	17	100	6.7	1	28	33.3
LILLY, Elijah	12	8	63	7	56	7.0	0	25	4.7
CARROLL, Bryson	2	12	42	3	39	3.2	0	9	19.5
GRAY, Micah	10	7	23	0	23	3.3	0	8	2.3
GERHART, Coltin	5	35	100	80	20	0.6	1	12	4.0
HARRIS, Emmanuel	11	3	17	0	17	5.7	0	10	1.5
REED, Patrick	11	6	13	4	9	1.5	0	7	0.8
GRIFFIN IV, Jay	12	1	9	0	9	9.0	0	9	0.8
HALL, Trae	1	1	6	0	6	6.0	0	6	6.0
JONES, Javohn	9	3	5	1	4	1.3	0	4	0.4
TEAM	11	4	0	16	-16	-4.0	0	0	-1.5
Total	12	505	2117	279	1838	3.6	17	67	153.2
Opponents	12	536	2876	272	2604	4.9	30	90	217.0

Passing	gp	effic	comp-att-int	pct	yds	td	lg	avg/g
JONES, Sheriron	11	128.30	102-187-12	54.5	1417	13	79	128.8
GERHART, Coltin	5	95.08	27-56-3	48.2	266	3	38	53.2
TUIOTI, Tevaka	3	170.64	24-43-2	55.8	439	5	69	146.3
TEAM	11	0.00	0-1-0	0.0	0	0	0	0.0
CARROLL, Bryson	2	0.00	0-1-0	0.0	0	0	0	0.0
Total	12	127.27	153-288-17	53.1	2122	21	79	176.8
Opponents	12	144.61	209-363-9	57.6	3072	23	58	256.0

Receiving	gp	no.	yds	avg	td	lg	avg/g
HART-JOHNSON, Dela	12	33	507	15.4	5	44	42.2
LILLY, Elijah	12	21	375	17.9	5	74	31.2
GRIFFIN IV, Jay	12	21	168	8.0	0	34	14.0
UMEH, Anselem	11	16	316	19.8	2	56	28.7
WILLIAMS, Marcus	10	13	138	10.6	3	33	13.8
HARRIS, Emmanuel	11	10	102	10.2	1	33	9.3
SOMOYE, Anu	11	7	104	14.9	1	31	9.5
OWENS, Tyrone	12	7	54	7.7	1	31	4.5
DICKEY, Brayden	11	6	39	6.5	1	13	3.5
REED, Patrick	11	5	176	35.2	2	79	16.0
MOLINA, Aaron	4	4	64	16.0	0	33	16.0
VIGILANT, Daevon	10	3	31	10.3	0	24	3.1
SHULER, Zahneer	12	3	5	1.7	0	5	0.4
DAVIS, Ahmari	8	2	0	0.0	0	2	0.0
DRENNAN, Q'	1	1	40	40.0	0	40	40.0
JONES, Jeffrey	6	1	3	3.0	0	3	0.5
Total	12	153	2122	13.9	21	79	176.8
Opponents	12	209	3072	14.7	23	58	256.0

Punt Returns	no.	yds	avg	td	lg
HAYES, Marcus	15	318	21.2	1	86
BURRELL, Jalin	2	12	6.0	0	8
Total	17	330	19.4	1	86
Opponents	29	218	7.5	0	34

Interceptions	no.	yds	avg	td	lg
HAYES, Marcus	2	68	34.0	1	60
TOHI, Evahelotu	2	64	32.0	0	35
BARNWELL Jr, Stanley	1	1	1.0	0	1
ROGERS, De'John	1	28	28.0	0	28
ROSS, D'Angelo	1	17	17.0	0	17
BURRELL, Jalin	1	0	0.0	0	0
PARKER, Bijon	1	35	35.0	0	39
Total	9	213	23.7	1	60
Opponents	17	213	12.5	2	100

Kick Returns	no.	yds	avg	td	lg
LILLY, Elijah	14	247	17.6	0	40
GRIFFIN IV, Jay	3	47	15.7	0	19
DICKEY, Brayden	3	18	6.0	0	9
ROGERS, De'John	2	33	16.5	0	19
HARRIS, Emmanuel	2	33	16.5	0	24
Total	24	378	15.8	0	40
Opponents	18	268	14.9	0	28

Fumble Returns	no.	yds	avg	td	lg
SOREMEKUN, Adebay	1	44	44.0	1	44
TOHI, Evahelotu	1	18	18.0	1	18
BURRELL, Jalin	0	0	0.0	1	0
Total	2	62	31.0	3	44
Opponents	2	29	14.5	1	20

Scoring	td	fg	PAT				dxp	saf	pts
			kick	rush	rcv	pass			
SHELLEY, Andrew	-	7-8	34-39	-	-	-	-	-	55
OWENS, Tyrone	7	-	-	-	1	-	-	-	44
LILLY, Elijah	5	-	-	-	-	-	-	-	30
HART-JOHNSON, Dela	5	-	-	-	-	-	-	-	30
DAVIS, Ahmari	4	-	-	-	-	-	-	-	24
SHULER, Zahneer	3	-	-	-	-	-	-	-	18
WILLIAMS, Marcus	3	-	-	-	-	-	-	-	18
HAYES, Marcus	2	-	-	-	-	-	-	-	12
VIGILANT, Daevon	2	-	-	-	-	-	-	-	12
REED, Patrick	2	-	-	-	-	-	-	-	12
UMEH, Anselem	2	-	-	-	-	-	-	-	12
TUIOTI, Tevaka	1	-	-	-	-	-	-	-	6
GERHART, Coltin	1	-	-	-	-	1-2	-	-	6
SOMOYE, Anu	1	-	-	-	-	-	-	-	6
BURRELL, Jalin	1	-	-	-	-	-	-	-	6
HARRIS, Emmanuel	1	-	-	-	-	-	-	-	6
DICKEY, Brayden	1	-	-	-	-	-	-	-	6
TOHI, Evahelotu	1	-	-	-	-	-	-	-	6
SOREMEKUN, Adebay	1	-	-	-	-	-	-	-	6
CONYERS, Jermane	-	-	-	-	-	-	1	2	
JONES, Sheriron	-	-	-	1-1	-	0-1	-	-	2
Total	43	7-8	34-39	1-1	1	1-3	-	1	319
Opponents	56	14-18	54-54	1-2	-	-	-	-	434

Total Offense	q	plays	rush	pass	total	avg/g
JONES, Sheriron	11	266	286	1417	1703	154.8
OWENS, Tyrone	12	186	687	0	687	57.2
TUIOTI, Tevaka	3	58	100	439	539	179.7
GERHART, Coltin	5	91	20	266	286	57.2
SHULER, Zahneer	12	51	228	0	228	19.0
DAVIS, Ahmari	8	51	185	0	185	23.1
VIGILANT, Daevon	10	43	185	0	185	18.5
LILLY, Elijah	12	8	56	0	56	4.7
CARROLL, Bryson	2	13	39	0	39	19.5
GRAY, Micah	10	7	23	0	23	2.3
HARRIS, Emmanuel	11	3	17	0	17	1.5
GRIFFIN IV, Jay	12	1	9	0	9	0.8
REED, Patrick	11	6	9	0	9	0.8
HALL, Trae	1	1	6	0	6	6.0
JONES, Javohn	9	3	4	0	4	0.4
TEAM	11	5	-16	0	-16	-1.5
Total	12	793	1838	2122	3960	330.0
Opponents	12	899	2604	3072	5676	473.0

Field Goals	fg	pct.	01-19	20-29	30-39	40-49	50-99	lg	blk
SHELLEY, Andrew	7-8	87.5	0-0	3-3	1-2	2-2	1-1	53	0

FG Sequence	New Mexico	Opponents
Incarinate Word	-	(29)
Wisconsin	-	(26)
New Mexico State	-	(42),35
Liberty	(38)	(22)
UNLV	(43)	-
Colorado State	(29)	(22),18,(26)
Fresno State	-	42,(30)
Utah State	(53)	(34),(27),(28),(18)
San Diego State	(41)	(32)
Air Force	(21)	-
Boise State	37	(34),43
Wyoming	(25)	(37)

Punting	no.	yds	avg	lg	tb	fc	i20	50+	blk
DYER, Tyson	74	3278	44.3	84	6	12	19	19	0
TEAM	1	0	0.0	0	0	0	0	0	1
Total	75	3278	43.7	84	6	12	19	19	1
Opponents	58	2500	43.1	68	9	20	18	12	0

Kickoffs	no.	yds	avg	tb	ob	retn	net	ydIn
SUTTON, Daniel	50	3101	62.0	35	0			
KELLY-ROMERO, Dyla	8	485	60.6	3	1			
RUIZ, Stephen	2	129	64.5	0	0			
Total	60	3715	61.9	38	1	14.9	41.6	23
Opponents	80	4833	60.4	51	1	15.8	39.8	25

Numbers in (parentheses) indicate field goal was made.

All Purpose	g	rush	rcv	pr	kr	ir	total	avg/g
OWENS, Tyrone	12	687	54	0	0	0	741	61.8
LILLY, Elijah	12	56	375	0	247	0	678	56.5
HART-JOHNNSO	12	0	507	0	0	0	507	42.2
HAYES, Marcus	11	0	0	318	0	68	386	35.1
UMEH, Anselem	11	0	316	0	0	0	316	28.7
JONES, Sheriro	11	286	0	0	0	0	286	26.0
SHULER, Zahne	12	228	5	0	0	0	233	19.4
GRIFFIN IV, Jay	12	9	168	0	47	0	224	18.7
VIGILANT, Daev	10	185	31	0	0	0	216	21.6
REED, Patrick	11	9	176	0	0	0	185	16.8
DAVIS, Ahmari	8	185	0	0	0	0	185	23.1
HARRIS, Emma	11	17	102	0	33	0	152	13.8
WILLIAMS, Mar	10	0	138	0	0	0	138	13.8
SOMOYE, Anu	11	0	104	0	0	0	104	9.5
TUIOTI, Tevaka	3	100	0	0	0	0	100	33.3
TOHI, Evahelotu	8	0	0	0	0	64	64	8.0
MOLINA, Aaron	4	0	64	0	0	0	64	16.0
ROGERS, De'Jo	11	0	0	0	33	28	61	5.5
DICKEY, Brayde	11	0	39	0	18	0	57	5.2
DRENNAN, Q'	1	0	40	0	0	0	40	40.0
CARROLL, Brys	2	39	0	0	0	0	39	19.5
PARKER, Bijon	12	0	0	0	0	35	35	2.9
GRAY, Micah	10	23	0	0	0	0	23	2.3
GERHART, Colti	5	20	0	0	0	0	20	4.0
ROSS, D'Angelo	12	0	0	0	0	17	17	.14
BURRELL, Jalin	12	0	0	12	0	0	12	1.0
HALL, Trae	1	6	0	0	0	0	6	6.0
JONES, Javohn	9	4	0	0	0	0	4	0.4
JONES, Jeffrey	6	0	3	0	0	0	3	0.5
BARNWELL Jr,	11	0	0	0	0	1	1	0.1
TEAM	11	-16	0	0	0	0	-16	-1.5
Total	12	1838	2122	330	378	213	4881	406.8
Opponents	12	2604	3072	218	268	213	6375	531.2

#	Defensive Leaders	gp	Tackles				tfl/yds	Sacks no-yds	Pass defense			Fumbles		blkd	
			ua	a	tot				int-yds	brup	qbh	rcv-yds	ff	kick	saf
9Z	BARNWELL Jr, Stanley	11	40	36	76	2.0-4	.	1-1	4	.	.	.	1	.	
2F	TAMAIVENA, Sitivena	11	32	26	58	1.5-4	0.5-0	.	.	.	1-0	.	.	.	
5Z	SEWELL, Jr., Michael	11	34	23	57	4.0-9	1.0-3	.	1	1	.	1	.	.	
3Z	ROSS, D'Angelo	12	36	21	57	2.0-8	.	1-17	6	1	.	1	.	.	
45	TOHI, Evaheletu	8	26	31	57	6.0-15	1.0-4	2-64	2	.	2-18	2	.	.	
1C	BURRELL, Jalin	12	36	16	52	.	.	1-0	6	.	2-0	.	.	.	
2C	HAYES, Marcus	11	31	20	51	1.5-2	.	2-68	5	.	1-0	1	.	.	
1A	EPTING, Rhashaun	12	23	20	43	8.5-48	5.5-43	.	1	3	2-0	1	.	.	
46	SHOOK, Brandon	12	24	16	40	3.5-26	2.0-17	2	.	.	
4Z	PARKER, Bijon	12	22	17	39	2.0-8	1.0-7	1-35	6	
29	FLACK, Jordan	12	23	14	37	3.5-15	1.5-9	.	.	2	
30	VAINIKOLO, Alexander	12	15	20	35	2.0-7	1.0-5	.	.	1	.	1	.	.	
52	BLACKWELL, Aaron	12	12	17	29	4.0-17	2.0-11	.	1	2	
93	FLOWERS, Nahje	12	12	14	26	5.5-11	1.5-5	
6Z	ROGERS, De'John	11	19	7	26	.	.	1-28	2	
1B	PEEK, Patrick	12	16	9	25	1.0-3	1	.	.	
53	BAKER, Cody	12	14	9	23	3.5-19	2.0-14	.	1	3	1-0	1	.	.	
3C	HART, Alex	3	8	11	19	
90	AUSTIN, Erin	9	10	7	17	3.0-15	2.5-15	.	.	1	
1J	BAKER, Daquan	9	5	10	15	2.0-11	1.0-8	2	.	.	
1E	MILLER, Kameron	12	9	5	14	1.0-1	
5D	MURRAY, Langston	10	7	6	13	1.0-1	
1H	HORTON, Dylan	12	7	6	13	1.5-6	1.0-5	.	.	1	
9E	SOREMEKUN, Adebayo	11	8	5	13	4.5-17	2.0-6	.	.	.	3-44	1	.	.	
8Z	HOBDY, Jr., Willie	6	6	4	10	2	.	.	
92	CONYERS, Jermane	12	5	2	7	1.0-6	1	
57	POWELL, Everett	7	3	3	6	0.5-0	0.5-0	.	.	.	1-0	.	.	.	
2A	BOLDEN, Nico	10	4	2	6	
1D	ORTEGA, Gabe	11	2	1	3	1.0-4	
7Z	MANLY, Blair	8	3	.	3	
39	HERNANDEZ, Johnny	11	1	2	3	
3D	EnRICO, Jared	11	3	.	3	
23	GRIFFIN IV, Jay	12	2	.	2	
32	GRAY, Micah	10	.	2	2	
5	REED, Patrick	11	2	.	2	
64	STAPLEY, Kyle	12	1	.	1	
41	PORTILLA, James	1	.	1	1	
84	DICKEY, Brayden	11	1	.	1	
81	MOLINA, Aaron	4	1	.	1	
12	SOMOYE, Anu	11	.	1	1	
88	WILLIAMS, Marcus	10	1	.	1	
7	UMEH, Anselem	11	1	.	1	
19	LILLY, Elijah	12	1	.	1	
25	OWENS, Tyrone	12	1	.	1	
Total		12	507	384	891	66-257	26-152	9-213	35	15	13-62	16	1	1	
Opponents		12	434	386	820	87-280	27-163	17-213	34	17	9-29	13	3	.	

SEASON

CAREER

Rushing	gp	att	gain	loss	net	avg	td	lg	avg/g	gp	att	gain	loss	net	avg	td	lg	avg/g
OWENS, Tyrone	12	186	726	39	687	3.7	6	29	57.2	48	486	2766	94	2672	5.5	20	83	55.7
JONES, Sheriron	11	79	368	82	286	3.6	0	32	26.0	11	79	368	82	286	3.6	0	32	26.0
SHULER, Zahneer	12	51	240	12	228	4.5	3	67	19.0	24	53	240	15	225	4.2	3	67	9.4
VIGILANT, Daevon	10	43	187	2	185	4.3	2	24	18.5	11	47	194	6	188	4.0	2	24	17.1
DAVIS, Ahmari	8	51	201	16	185	3.6	4	16	23.1	8	51	201	16	185	3.6	4	16	23.1
TUIOTI, Tevaka	3	15	117	17	100	6.7	1	28	33.3	11	43	289	47	242	5.6	2	34	22.0
LILLY, Elijah	12	8	63	7	56	7.0	0	25	4.7	33	8	63	7	56	7.0	0	25	1.7
CARROLL, Bryson	2	12	42	3	39	3.2	0	9	19.5	3	13	52	3	49	3.8	0	10	16.3
GRAY, Micah	10	7	23	0	23	3.3	0	8	2.3	10	7	23	0	23	3.3	0	8	2.3
GERHART, Coltin	5	35	100	80	20	0.6	1	12	4.0	15	70	333	95	238	3.4	2	40	15.9
HARRIS, Emmanuel	11	3	17	0	17	5.7	0	10	1.5	24	4	18	0	18	4.5	0	10	0.8
REED, Patrick	11	6	13	4	9	1.5	0	7	0.8	42	6	13	4	9	1.5	0	7	0.2
GRIFFIN IV, Jay	12	1	9	0	9	9.0	0	9	0.8	24	14	135	10	125	8.9	1	61	5.2
HALL, Trae	1	1	6	0	6	6.0	0	6	6.0	1	1	6	0	6	6.0	0	6	6.0
JONES, Javohn	9	3	5	1	4	1.3	0	4	0.4	9	3	5	1	4	1.3	0	4	0.4
TEAM	11	4	0	16	-16	-4.0	0	0	-1.5									
Total	12	505	2117	279	1838	3.6	17	67	153.2									
Opponents	12	536	2876	272	2604	4.9	30	90	217.0									

Passing	gp	effic	comp-att-int	pct	yds	td	lg	avg/g	gp	effic	comp-att-int	pct	yds	td	lg	avg/g
JONES, Sheriron	11	128.30	102-187-12	54.5	1417	13	79	128.8	11	128.30	102-187-12	54.5	1417	13	79	128.8
GERHART, Coltin	5	95.08	27-56-3	48.2	266	3	38	53.2	15	99.60	44-85-5	51.8	446	4	38	29.7
TUIOTI, Tevaka	3	170.64	24-43-2	55.8	439	5	69	146.3	11	118.51	81-161-8	50.3	1144	9	69	104.0
TEAM	11	0.00	0-1-0	0.0	0	0	0	0.0								
CARROLL, Bryson	2	0.00	0-1-0	0.0	0	0	0	0.0	3	0.00	0-1-0	0.0	0	0	0	0.0
Total	12	127.27	153-288-17	53.1	2122	21	79	176.8								
Opponents	12	144.61	209-363-9	57.6	3072	23	58	256.0								

Receiving	gp	no.	yds	avg	td	lg	avg/g	gp	no.	yds	avg	td	lg	avg/g
HART-JOHNSON, Dela	12	33	507	15.4	5	44	42.2	37	59	1144	19.4	8	92	30.9
LILLY, Elijah	12	21	375	17.9	5	74	31.2	33	21	375	17.9	5	74	11.4
GRIFFIN IV, Jay	12	21	168	8.0	0	34	14.0	24	50	561	11.2	4	71	23.4
UMEH, Anselem	11	16	316	19.8	2	56	28.7	21	19	375	19.7	3	56	17.9
WILLIAMS, Marcus	10	13	138	10.6	3	33	13.8	22	14	165	11.8	3	33	7.5
HARRIS, Emmanuel	11	10	102	10.2	1	33	9.3	24	16	184	11.5	2	44	7.7
SOMOYE, Anu	11	7	104	14.9	1	31	9.5	36	9	141	15.7	2	31	3.9
OWENS, Tyrone	12	7	54	7.7	1	31	4.5	48	21	128	6.1	1	31	2.7
DICKEY, Brayden	11	6	39	6.5	1	13	3.5	11	6	39	6.5	1	13	3.5
REED, Patrick	11	5	176	35.2	2	79	16.0	42	26	466	17.9	3	79	11.1
MOLINA, Aaron	4	4	64	16.0	0	33	16.0	16	6	84	14.0	1	33	5.2
VIGILANT, Daevon	10	3	31	10.3	0	24	3.1	11	3	31	10.3	0	24	2.8
SHULER, Zahneer	12	3	5	1.7	0	5	0.4	24	8	65	8.1	0	27	2.7
DAVIS, Ahmari	8	2	0	0.0	0	2	0.0	8	2	0	0.0	0	2	0.0
DRENNAN, Q'	1	1	40	40.0	0	40	40.0	26	21	506	24.1	3	49	19.5
JONES, Jeffrey	6	1	3	3.0	0	3	0.5	6	1	3	3.0	0	3	0.5
Total	12	153	2122	13.9	21	79	176.8							
Opponents	12	209	3072	14.7	23	58	256.0							

SEASON

CAREER

Total Offense	g	plays	rush	pass	total	avg/g	g	plays	rush	pass	total	avg/g
JONES, Sheriron	11	266	286	1417	1703	154.8	11	266	286	1417	1703	154.8
OWENS, Tyrone	12	186	687	0	687	57.2	48	486	2672	0	2672	55.7
TUIOTI, Tevaka	3	58	100	439	539	179.7	11	204	242	1144	1386	126.0
GERHART, Coltin	5	91	20	266	286	57.2	15	155	238	446	684	45.6
SHULER, Zahneer	12	51	228	0	228	19.0	24	53	225	0	225	9.4
DAVIS, Ahmari	8	51	185	0	185	23.1	8	51	185	0	185	23.1
VIGILANT, Daevon	10	43	185	0	185	18.5	11	47	188	0	188	17.1
LILLY, Elijah	12	8	56	0	56	4.7	33	8	56	0	56	1.7
CARROLL, Bryson	2	13	39	0	39	19.5	3	14	49	0	49	16.3
GRAY, Micah	10	7	23	0	23	2.3	10	7	23	0	23	2.3
HARRIS, Emmanuel	11	3	17	0	17	1.5	24	4	18	0	18	0.8
REED, Patrick	11	6	9	0	9	0.8	42	6	9	0	9	0.2
GRIFFIN IV, Jay	12	1	9	0	9	0.8	24	14	125	0	125	5.2
HALL, Trae	1	1	6	0	6	6.0	1	1	6	0	6	6.0
JONES, Javohn	9	3	4	0	4	0.4	9	3	4	0	4	0.4
TEAM	11	5	-16	0	-16	-1.5						
Total	12	793	1838	2122	3960	330.0						
Opponents	12	899	2604	3072	5676	473.0						

Scoring	td	fg	PAT				dxp	saf	pts	td	fg	PAT				dxp	saf	pts
			kick	rush	rcv	pass						kick	rush	rcv	pass			
SHELLEY, Andrew	-	7-8	34-39	-	-	-	-	-	55	-	7-8	34-39	-	-	-	-	-	55
OWENS, Tyrone	7	-	-	-	1	-	-	-	44	21	-	-	-	1	-	-	-	128
HART-JOHNSON, Dela	5	-	-	-	-	-	-	-	30	8	-	-	-	-	-	-	-	48
LILLY, Elijah	5	-	-	-	-	-	-	-	30	7	-	-	-	-	-	-	-	42
DAVIS, Ahmari	4	-	-	-	-	-	-	-	24	4	-	-	-	-	-	-	-	24
SHULER, Zahneer	3	-	-	-	-	-	-	-	18	3	-	-	-	-	-	-	-	18
WILLIAMS, Marcus	3	-	-	-	-	-	-	-	18	3	-	-	-	-	-	-	-	18
HAYES, Marcus	2	-	-	-	-	-	-	-	12	2	-	-	-	-	-	-	-	12
REED, Patrick	2	-	-	-	-	-	-	-	12	3	-	-	-	-	-	-	-	18
UMEH, Anselem	2	-	-	-	-	-	-	-	12	3	-	-	-	-	-	-	-	18
VIGILANT, Daevon	2	-	-	-	-	-	-	-	12	2	-	-	-	-	-	-	-	12
TUIOTI, Tevaka	1	-	-	-	-	-	-	-	6	2	-	-	-	-	1-3	-	-	12
TOHI, Evahelotu	1	-	-	-	-	-	-	-	6	1	-	-	-	-	-	-	-	6
HARRIS, Emmanuel	1	-	-	-	-	-	-	-	6	2	-	-	-	-	-	-	-	12
GERHART, Coltin	1	-	-	-	-	1-2	-	-	6	2	-	-	-	-	1-2	-	-	12
BURRELL, Jalin	1	-	-	-	-	-	-	-	6	1	-	-	-	-	-	1	-	8
SOREMEKUN, Adebayo	1	-	-	-	-	-	-	-	6	1	-	-	-	-	-	-	-	6
DICKEY, Brayden	1	-	-	-	-	-	-	-	6	1	-	-	-	-	-	-	-	6
SOMOYE, Anu	1	-	-	-	-	-	-	-	6	2	-	-	-	-	-	-	-	12
JONES, Sheriron	-	-	-	1-1	-	0-1	-	-	2	-	-	-	1-1	-	0-1	-	-	2
CONYERS, Jermame	-	-	-	-	-	-	-	1	2	-	-	-	-	-	-	1	-	2
Total	43	7-8	34-39	1-1	1	1-3	-	1	319									
Opponents	56	14-18	54-54	1-2	-	-	-	-	434									

Punt Returns	no.	yds	avg	td	lg	no.	yds	avg	td	lg
HAYES, Marcus	15	318	21.2	1	86	15	318	21.2	1	86
BURRELL, Jalin	2	12	6.0	0	8	2	12	6.0	0	8
Total	17	330	19.4	1	86					
Opponents	29	218	7.5	0	34					

Kick Returns	no.	yds	avg	td	lg	no.	yds	avg	td	lg
LILLY, Elijah	14	247	17.6	0	40	64	1499	23.4	2	100
DICKEY, Brayden	3	18	6.0	0	9	3	18	6.0	0	9
GRIFFIN IV, Jay	3	47	15.7	0	19	3	47	15.7	0	19
ROGERS, De'John	2	33	16.5	0	19	2	33	16.5	0	19
HARRIS, Emmanuel	2	33	16.5	0	24	4	65	16.2	0	24
Total	24	378	15.8	0	40					
Opponents	18	268	14.9	0	28					

SEASON

CAREER

Interceptions	no.	yds	avg	td	lg	no.	yds	avg	td	lg
HAYES, Marcus	2	68	34.0	1	60	2	68	34.0	1	60
TOHI, Evahelotu	2	64	32.0	0	35	2	64	32.0	0	35
ROGERS, De'John	1	28	28.0	0	28	1	28	28.0	0	28
ROSS, D'Angelo	1	17	17.0	0	17	1	17	17.0	0	17
BARNWELL Jr, Stanley	1	1	1.0	0	1	2	9	4.5	0	8
BURRELL, Jalin	1	0	0.0	0	0	1	0	0.0	0	0
PARKER, Bijon	1	35	35.0	0	39	2	35	17.5	0	39
Total	9	213	23.7	1	60					
Opponents	17	213	12.5	2	100					

Fumble Returns	no.	yds	avg	td	lg	no.	yds	avg	td	lg
SOREMEKUN, Adebayo	1	44	44.0	1	44	1	44	44.0	1	44
TOHI, Evahelotu	1	18	18.0	1	18	1	18	18.0	1	18
BURRELL, Jalin	0	0	0.0	1	0	0	0	0.0	1	0
Total	2	62	31.0	3	44					
Opponents	2	29	14.5	1	20					

All Purpose	g	rush	rcv	pr	kr	ir	total	avg/g	g	rush	rcv	pr	kr	ir	total	avg/g
OWENS, Tyrone	12	687	54	0	0	0	741	61.8	48	2672	128	0	0	0	2800	58.3
LILLY, Elijah	12	56	375	0	247	0	678	56.5	33	56	375	0	1499	0	1930	58.5
HART-JOHNSO	12	0	507	0	0	0	507	42.2	37	0	1144	0	18	0	1162	31.4
HAYES, Marcus	11	0	0	318	0	68	386	35.1	11	0	0	318	0	68	386	35.1
UMEH, Anselem	11	0	316	0	0	0	316	28.7	21	0	375	0	0	0	375	17.9
JONES, Sheriron	11	286	0	0	0	0	286	26.0	11	286	0	0	0	0	286	26.0
SHULER, Zahne	12	228	5	0	0	0	233	19.4	24	225	65	0	0	0	290	12.1
GRIFFIN IV, Jay	12	9	168	0	47	0	224	18.7	24	125	561	0	47	0	733	30.5
VIGILANT, Daev	10	185	31	0	0	0	216	21.6	11	188	31	0	0	0	219	19.9
DAVIS, Ahmari	8	185	0	0	0	0	185	23.1	8	185	0	0	0	0	185	23.1
REED, Patrick	11	9	176	0	0	0	185	16.8	42	9	466	0	0	0	475	11.3
HARRIS, Emman	11	17	102	0	33	0	152	13.8	24	18	184	0	65	0	267	11.1
WILLIAMS, Marc	10	0	138	0	0	0	138	13.8	22	0	165	0	45	0	210	9.5
SOMOYE, Anu	11	0	104	0	0	0	104	9.5	36	0	141	0	3	0	144	4.0
TUIOTI, Tevaka	3	100	0	0	0	0	100	33.3	11	242	0	0	0	0	242	22.0
MOLINA, Aaron	4	0	64	0	0	0	64	16.0	16	0	84	0	0	0	84	5.2
TOHI, Evahelotu	8	0	0	0	0	64	64	8.0	21	0	0	0	0	64	64	3.0
ROGERS, De'Jo	11	0	0	0	33	28	61	5.5	11	0	0	0	33	28	61	5.5
DICKEY, Brayde	11	0	39	0	18	0	57	5.2	11	0	39	0	18	0	57	5.2
DRENNAN, Q'	1	0	40	0	0	0	40	40.0	26	10	506	0	0	0	516	19.8
CARROLL, Bryso	2	39	0	0	0	0	39	19.5	3	49	0	0	0	0	49	16.3
PARKER, Bijon	12	0	0	0	0	35	35	2.9	38	0	0	0	0	35	35	0.9
GRAY, Micah	10	23	0	0	0	0	23	2.3	10	23	0	0	0	0	23	2.3
GERHART, Colti	5	20	0	0	0	0	20	4.0	15	238	0	0	0	0	238	15.9
ROSS, D'Angelo	12	0	0	0	0	17	17	1.4	24	0	0	0	0	17	17	0.7
BURRELL, Jalin	12	0	0	12	0	0	12	1.0	24	0	0	12	0	0	12	0.5
HALL, Trae	1	6	0	0	0	0	6	6.0	1	6	0	0	0	0	6	6.0
JONES, Javohn	9	4	0	0	0	0	4	0.4	9	4	0	0	0	0	4	0.4
JONES, Jeffrey	6	0	3	0	0	0	3	0.5	6	0	3	0	0	0	3	0.5
BARNWELL Jr, S	11	0	0	0	0	1	1	0.1	32	0	0	0	0	9	9	0.3
TEAM	11	-16	0	0	0	0	-16	-1.5								
Total	12	1838	2122	330	378	213	4881	406.8								
Opponents	12	2604	3072	218	268	213	6375	531.2								

Field Goals	att	good	long	blkd	att	good	long	blkd
SHELLEY, Andrew	8	7	53	0	8	7	53	0
Total	8	7	53	0				
Opponents	18	14	42	1				

Punting	no.	yds	avg	lg	blk	no.	yds	avg	lg	blk
DYER, Tyson	74	3278	44.3	84	0	74	3278	44.3	84	0
TEAM	1	0	0.0	0	1					
Total	75	3278	43.7	84	1					
Opponents	58	2500	43.1	68	0					

Kickoffs	no.	yds	avg	tb	ob	no.	yds	avg	tb	ob
SUTTON, Daniel	50	3101	62.0	35	0	50	3101	62.0	35	0
KELLY-ROMERO, Dylan	8	485	60.6	3	1	8	485	60.6	3	1
RUIZ, Stephen	2	129	64.5	0	0	2	129	64.5	0	0
Total	60	3715	61.9	38	1					
Opponents	80	4833	60.4	51	1					

#	Defensive Leaders	gp	ua	a	total	tfl	sack	int	pbu	fr	ff	blk	gp	ua	a	total	tfl	sack	int	pbu	fr	ff	blk
9Z	BARNWELL Jr, Stanley	11	40	36	76	2.0	.	1	4	.	.	1	32	63	51	114	4.0	.	2	5	.	1	1
2F	TAMAIVENA, Sitivena	11	32	26	58	1.5	0.5	.	.	1	.	.	23	43	35	78	2.5	1.5	.	.	1	.	.
5Z	SEWELL, Jr., Michael	11	34	23	57	4.0	1.0	.	1	.	1	.	17	41	27	68	4.0	1.0	.	1	.	1	.
3Z	ROSS, D'Angelo	12	36	21	57	2.0	.	1	6	.	1	.	24	57	28	85	3.0	.	1	17	.	1	.
45	TOHI, Evahelotu	8	26	31	57	6.0	1.0	2	2	2	2	.	21	44	41	85	10.5	2.5	2	2	2	2	.
1C	BURRELL, Jalin	12	36	16	52	0.0	.	1	6	2	.	.	24	76	29	105	0.5	.	1	16	2	.	.
2C	HAYES, Marcus	11	31	20	51	1.5	.	2	5	1	1	.	11	31	20	51	1.5	.	2	5	1	1	.
1A	EPTING, Rhashaun	12	23	20	43	8.5	5.5	.	1	2	1	.	22	42	38	80	11.0	6.5	.	1	2	1	.
46	SHOOK, Brandon	12	24	16	40	3.5	2.0	.	.	.	2	.	12	24	16	40	3.5	2.0	.	.	.	2	.
4Z	PARKER, Bijon	12	22	17	39	2.0	1.0	1	6	.	.	.	38	42	28	70	4.0	3.0	2	9	2	.	.
29	FLACK, Jordan	12	23	14	37	3.5	1.5	24	37	22	59	7.5	3.5	1	.	1	1	.
30	VAINIKOLO, Alexander	12	15	20	35	2.0	1.0	.	.	.	1	.	12	15	20	35	2.0	1.0	.	.	.	1	.
52	BLACKWELL, Aaron	12	12	17	29	4.0	2.0	.	1	.	.	.	23	18	21	39	7.5	2.0	.	2	.	.	.
93	FLOWERS, Nahje	12	12	14	26	5.5	1.5	24	13	16	29	5.5	1.5
6Z	ROGERS, De'John	11	19	7	26	0.0	.	1	2	.	.	.	11	19	7	26	0.0	.	1	2	.	.	.
1B	PEEK, Patrick	12	16	9	25	1.0	1	.	12	16	9	25	1.0	1	.
53	BAKER, Cody	12	14	9	23	3.5	2.0	.	1	1	1	.	50	42	52	94	9.0	4.5	.	3	1	1	.
3C	HART, Alex	3	8	11	19	0.0	37	56	49	105	9.5	2.0	.	4	2	2	.
90	AUSTIN, Erin	9	10	7	17	3.0	2.5	9	10	7	17	3.0	2.5
1J	BAKER, Daquan	9	5	10	15	2.0	1.0	.	.	.	2	.	15	8	10	18	3.0	2.0	.	.	.	3	.
1E	MILLER, Kameron	12	9	5	14	1.0	24	9	5	14	1.0
1H	HORTON, Dylan	12	7	6	13	1.5	1.0	12	7	6	13	1.5	1.0
9E	SOREMEKUN, Adebay	11	8	5	13	4.5	2.0	.	.	3	1	.	11	8	5	13	4.5	2.0	.	.	3	1	.
5D	MURRAY, Langston	10	7	6	13	1.0	10	7	6	13	1.0
8Z	HOBDY, Jr., Willie	6	6	4	10	0.0	2	.	17	12	7	19	0.0	2	.
92	CONYERS, Jermame	12	5	2	7	1.0	12	5	2	7	1.0
57	POWELL, Everett	7	3	3	6	0.5	0.5	.	.	1	.	.	32	9	5	14	1.0	1.0	.	.	1	.	.
2A	BOLDEN, Nico	10	4	2	6	0.0	10	4	2	6	0.0
39	HERNANDEZ, Johnny	11	1	2	3	0.0	11	1	2	3	0.0
1D	ORTEGA, Gabe	11	2	1	3	1.0	23	6	2	8	1.0
3D	EnRICO, Jared	11	3	.	3	0.0	23	3	.	3	0.0
7Z	MANLY, Blair	8	3	.	3	0.0	23	4	1	5	0.0
5	REED, Patrick	11	2	.	2	0.0	42	5	.	5	0.0	.	.	.	1	.	.
32	GRAY, Micah	10	.	2	2	0.0	10	.	2	2	0.0
23	GRIFFIN IV, Jay	12	2	.	2	0.0	24	2	.	2	0.0
41	PORTILLA, James	1	.	1	1	0.0	2	.	1	1	0.0
25	OWENS, Tyrone	12	1	.	1	0.0	48	2	.	2	0.0
19	LILLY, Elijah	12	1	.	1	0.0	33	14	1	15	1.0	.	.	1	.	.	.
12	SOMOYE, Anu	11	.	1	1	0.0	36	2	4	6	0.0
84	DICKEY, Brayden	11	1	.	1	0.0	11	1	.	1	0.0
64	STAPLEY, Kyle	12	1	.	1	0.0	12	1	.	1	0.0
7	UMEH, Anselem	11	1	.	1	0.0	21	1	.	1	0.0
81	MOLINA, Aaron	4	1	.	1	0.0	16	3	.	3	0.0
88	WILLIAMS, Marcus	10	1	.	1	0.0	22	2	.	2	0.0
Total		12	507	384	891	66	26	9	35	13	16	1											
Opponents		12	434	386	820	87	27	17	34	9	13	3											

TEAM STATISTICS

Date	Opponent	Rushing				Receiving				Passing				Kick Returns				Punt Returns				tot off
		no.	yds	td	lg	no.	yds	td	lg	cmp	att	int	yds	td	lg	no.	yds	td	lg	no.	yds	
Sep 01	INCARNATE WORD	66	319	4	67	15	361	5	69	15-25-1	361	5	69	3	49	0	40	1	9	0	9	680
Sep 08	at Wisconsin	30	77	0	16	14	134	2	17	14-24-2	134	2	17	2	48	0	28	1	8	0	8	211
Sep 15	at New Mexico State	62	198	5	20	12	127	0	22	12-19-1	127	0	22	0	0	0	0	2	52	0	27	325
Sep 29	LIBERTY	37	211	2	32	21	369	4	79	21-41-4	369	4	79	5	68	0	26	3	26	0	14	580
Oct 06	at UNLV	60	252	3	35	13	250	4	74	13-21-0	250	4	74	0	0	0	0	3	39	0	28	502
Oct 13	at Colorado State	35	134	0	18	12	165	2	52	12-20-0	165	2	52	3	60	0	26	2	56	0	53	299
Oct 20	FRESNO STATE	33	148	0	19	15	132	1	26	15-32-1	132	1	26	3	25	0	24	1	3	0	3	280
Oct 27	at Utah State	30	71	0	11	18	220	1	33	18-37-4	220	1	33	2	33	0	19	0	0	0	0	291
Nov 03	SAN DIEGO STATE	37	101	0	12	9	41	2	12	9-20-1	41	2	12	0	0	0	0	2	12	0	8	142
Nov 10	at Air Force	36	119	2	29	13	186	0	56	13-18-1	186	0	56	3	48	0	25	0	0	0	0	305
Nov 16	BOISE STATE	45	159	1	18	8	103	0	29	8-14-1	103	0	29	1	13	0	13	1	86	1	86	262
Nov 24	WYOMING	34	49	0	15	3	34	0	19	3-17-1	34	0	19	2	34	0	19	1	39	0	39	83
New Mexico		505	1838	17	67	153	2122	21	79	153-288-17	2122	21	79	24	378	0	40	17	330	1	86	3960
		536	2604	30	90	209	3072	23	58	209-363-9	3072	23	58	18	268	0	28	29	218	0	34	5676

Games: 12 • Avg/rush: 3.6 • Avg/catch: 13.9 • Pass effic: 127.27 • KR avg: 15.8 • PR avg: 19.4 • All purpose avg/game: 406.8 • Total offense avg/gm: 330.0

Date	Opponent	Tackles				Sacks		Fumble		Pass Defense			blkd		PAT Attempts			off		
		ua	a	total	tfl-yds	no-yds	ff	fr-yds	int-yds	qbh	brup	kick	kick	rush	rcv	saf	t/o	pts		
Sep 01	INCARNATE WORD	48	14	62	6.0-30	3.0-16	3	1-0	1-0	1	1	0	0	8-9	0	0	0	0	7	62
Sep 08	at Wisconsin	40	50	90	2.0-9	1.0-7	2	1-0	1-29	0	1	0	0	2-2	0	0	0	0	0	14
Sep 15	at New Mexico State	38	40	78	9.0-35	3.0-19	0	0-0	5-148	3	4	0	0	6-6	0	0	0	0	21	42
Sep 29	LIBERTY	52	26	78	5.0-15	1.0-8	0	0-0	1-1	2	7	0	0	4-5	0	0	0	0	3	43
Oct 06	at UNLV	29	20	49	7.0-39	5.0-34	1	1-0	1-35	0	3	0	0	5-7	0	0	0	0	13	50
Oct 13	at Colorado State	33	56	89	5.0-17	2.0-11	0	0-0	0-0	6	7	0	0	1-1	1	0	0	0	0	18
Oct 20	FRESNO STATE	46	22	68	3.0-14	1.0-4	0	0-0	0-0	0	3	0	0	1-1	0	0	0	0	0	7
Oct 27	at Utah State	58	34	92	7.0-24	1.0-5	3	3-18	0-0	0	2	0	0	0-0	0	1	1	6	19	
Nov 03	SAN DIEGO STATE	45	14	59	5.0-20	3.0-16	3	3-44	0-0	1	3	0	0	2-3	0	0	0	0	16	23
Nov 10	at Air Force	42	44	86	5.0-8	0.0-0	2	3-0	0-0	0	0	0	0	3-3	0	0	0	0	7	24
Nov 16	BOISE STATE	37	28	65	7.0-22	3.0-13	0	0-0	0-0	0	1	1	0	2-2	0	0	0	0	0	14
Nov 24	WYOMING	39	36	75	5.0-24	3.0-19	2	1-0	0-0	2	3	0	0	0-0	0	0	0	0	0	3
New Mexico		507	384	891	66.0-257	26.0-152	16	13-62	9-213	15	35	1	0	34-39	1	1	1	73	319	
		434	386	820	87.0-280	27.0-163	13	9-29	17-213	17	34	3	0	54-54	1	0	0	114	434	

Date	Opponent	Punting										Field Goals			Kickoffs				
		no.	yds	avg	long	blkd	tb	fc	50+	i20	md-att	long	blkd	no.	yds	avg	tb	ob	
Sep 01	INCARNATE WORD	3	146	48.7	52	0	0	0	2	1	0-0	0	0	10	614	61.4	3	1	
Sep 08	at Wisconsin	5	195	39.0	50	0	0	0	1	1	0-0	0	0	3	195	65.0	1	0	
Sep 15	at New Mexico State	8	355	44.4	62	0	1	0	1	2	0-0	0	0	7	402	57.4	4	0	
Sep 29	LIBERTY	5	199	39.8	54	1	0	1	2	2	1-1	38	0	8	481	60.1	5	0	
Oct 06	at UNLV	4	116	29.0	42	0	0	1	0	2	1-1	43	0	9	571	63.4	7	0	
Oct 13	at Colorado State	6	267	44.5	56	0	0	1	1	2	1-1	29	0	4	245	61.2	3	0	
Oct 20	FRESNO STATE	8	377	47.1	61	0	1	1	3	1	0-0	0	0	2	130	65.0	2	0	
Oct 27	at Utah State	8	373	46.6	69	0	1	2	3	2	1-1	53	0	4	260	65.0	2	0	
Nov 03	SAN DIEGO STATE	8	348	43.5	56	0	1	0	1	1	1-1	41	0	5	325	65.0	5	0	
Nov 10	at Air Force	7	351	50.1	84	0	2	2	3	3	1-1	21	0	4	232	58.0	2	0	
Nov 16	BOISE STATE	3	114	38.0	49	0	0	0	0	0	0-1	0	0	2	130	65.0	2	0	
Nov 24	WYOMING	10	437	43.7	64	0	0	4	2	2	1-1	25	0	2	130	65.0	2	0	
New Mexico		75	3278	43.7	84	1	6	12	19	19	7-8	53	0	60	3715	61.9	38	1	
		58	2500	43.1	68	0	9	20	12	18	14-18	42	1	80	4833	60.4	51	1	

Date	Opponent	Rushing				Receiving				Passing				Kick Returns				Punt Returns				tot off		
		no.	yds	td	lg	no.	yds	td	lg	cmp	att	int	yds	td	lg	no.	yds	td	lg	no.	yds		td	lg
Sep 01	INCARNATE WORD	34	244	3	90	19	322	1	44	19	39	1	322	1	44	5	93	0	21	2	11	0	12	566
Sep 08	at Wisconsin	59	417	4	43	9	151	2	44	9	13	1	151	2	44	2	32	0	16	1	10	0	10	568
Sep 15	at New Mexico State	36	119	1	14	22	249	1	58	22	40	5	249	1	58	3	20	0	13	4	27	0	14	368
Sep 29	LIBERTY	43	96	4	9	27	472	3	50	27	47	1	472	3	50	2	28	0	28	3	54	0	25	568
Oct 06	at UNLV	27	43	0	26	15	123	2	19	15	35	1	123	2	19	2	27	0	16	1	2	0	0	166
Oct 13	at Colorado State	41	112	1	13	24	311	1	45	24	42	0	311	1	45	1	23	0	23	1	15	0	15	423
Oct 20	FRESNO STATE	44	153	2	16	20	280	3	34	20	30	0	280	3	34	0	0	0	0	3	28	0	15	433
Oct 27	at Utah State	49	188	2	23	30	516	4	55	30	42	0	516	4	55	2	35	0	22	2	4	0	2	704
Nov 03	SAN DIEGO STATE	40	161	3	50	17	240	1	29	17	25	0	240	1	29	0	0	0	0	4	54	0	34	401
Nov 10	at Air Force	67	478	4	54	5	145	2	54	5	6	0	145	2	54	1	10	0	10	1	-5	0	0	623
Nov 16	BOISE STATE	41	227	2	41	17	222	3	23	17	27	0	222	3	23	0	0	0	0	2	-1	0	0	449
Nov 24	WYOMING	55	366	4	45	4	41	0	15	4	17	0	41	0	15	0	0	0	0	5	19	0	12	407
Opponents		536	2604	30	90	209	3072	23	58	209	363	9	3072	23	58	18	268	0	28	29	218	0	34	5676
		505	1838	17	67	153	2122	21	79	153	288	17	2122	21	79	24	378	0	40	17	330	1	86	3960

Games: 12 • Avg/rush: 4.9 • Avg/catch: 14.7 • Pass effic: 144.61 • KR avg: 14.9 • PR avg: 7.5 • All purpose avg/game: 531.2 • Total offense avg/gm: 473.0

Date	Opponent	Tackles			Sacks no-yds	Fumble ff fr-yds	Pass Defense			blkd kick	PAT Attempts			off				
		ua	a	total			tfl-yds	int-yds	qbh		brup	kick	rush	rcv	saf	t/o	pts	
Sep 01	INCARNATE WORD	59	20	79	9.0-19	0.0-0	0	1-0	1-6	0	2	0	3-3	0	0	0	3	30
Sep 08	at Wisconsin	30	20	50	6.0-12	1.0-3	0	1-0	2-24	5	3	0	6-6	0	0	0	21	45
Sep 15	at New Mexico State	24	96	120	6.0-31	3.0-25	2	1-0	1-28	2	4	0	2-2	1	0	0	7	25
Sep 29	LIBERTY	43	20	63	7.0-22	2.0-12	0	0-0	4-20	0	3	1	7-7	0	0	0	14	52
Oct 06	at UNLV	45	50	95	9.0-16	0.0-0	3	1-0	0-0	0	0	1	2-2	0	0	0	0	14
Oct 13	at Colorado State	28	42	70	8.0-28	3.0-12	1	1-0	0-0	2	2	0	2-2	0	0	0	7	20
Oct 20	FRESNO STATE	41	12	53	2.0-7	0.0-0	0	0-0	1-0	1	3	0	5-5	0	0	0	7	38
Oct 27	at Utah State	32	28	60	8.0-17	1.0-8	1	1-20	4-107	3	4	0	7-7	0	0	0	13	61
Nov 03	SAN DIEGO STATE	34	22	56	10.0-40	6.0-28	0	0-0	1-2	0	3	1	4-4	0	0	0	7	31
Nov 10	at Air Force	31	34	65	7.0-44	5.0-42	2	1-0	1-0	1	2	0	6-6	0	0	0	14	42
Nov 16	BOISE STATE	37	22	59	6.0-12	2.0-8	2	2-9	1-0	2	1	0	6-6	0	0	0	21	45
Nov 24	WYOMING	30	20	50	9.0-32	4.0-25	2	0-0	1-26	1	7	0	4-4	0	0	0	0	31
Opponents		434	386	820	87.0-280	27.0-163	13	9-29	17-213	17	34	3	54-54	1	0	0	114	434
		507	384	891	66.0-257	26.0-152	16	13-62	9-213	15	35	1	34-39	1	1	1	73	319

Date	Opponent	Punting										Field Goals			Kickoffs			
		no.	yds	avg	long	blkd	tb	fc	50+	i20	md-att	long	blkd	no.	yds	avg	tb	ob
Sep 01	INCARNATE WORD	6	198	33.0	46	0	0	3	0	1	1-1	29	0	6	286	47.7	0	1
Sep 08	at Wisconsin	1	54	54.0	54	0	0	0	1	0	1-1	26	0	8	517	64.6	6	0
Sep 15	at New Mexico State	6	258	43.0	49	0	1	3	0	1	1-2	42	0	5	325	65.0	5	0
Sep 29	LIBERTY	7	292	41.7	60	0	2	1	2	3	1-1	22	0	9	482	53.6	4	0
Oct 06	at UNLV	9	378	42.0	66	0	1	3	2	2	0-0	0	0	2	130	65.0	2	0
Oct 13	at Colorado State	6	329	54.8	62	0	3	0	4	1	2-3	26	0	4	251	62.8	1	0
Oct 20	FRESNO STATE	4	173	43.2	61	0	0	2	1	2	1-2	30	0	7	388	55.4	3	0
Oct 27	at Utah State	2	85	42.5	48	0	1	1	0	0	4-4	34	0	12	762	63.5	10	0
Nov 03	SAN DIEGO STATE	6	256	42.7	48	0	0	2	0	2	1-1	32	0	6	354	59.0	5	0
Nov 10	at Air Force	2	86	43.0	48	0	0	2	0	1	0-0	0	0	7	448	64.0	4	0
Nov 16	BOISE STATE	3	120	40.0	44	0	1	1	0	1	1-2	34	1	8	522	65.2	7	0
Nov 24	WYOMING	6	271	45.2	68	0	0	2	2	4	1-1	37	0	6	368	61.3	4	0
Opponents		58	2500	43.1	68	0	9	20	12	18	14-18	42	1	80	4833	60.4	51	1
		75	3278	43.7	84	1	6	12	19	19	7-8	53	0	60	3715	61.9	38	1

PASSING

#4 JONES, Sheriron	Comp	Att	Int	Pct	Yards	TD	Long	Sacked	Effic
Incamate Word	1	3	0	33.3	22	1	22	0-0	204.93
Wisconsin	9	16	2	56.2	79	1	17	1-3	93.35
New Mexico State	12	19	1	63.2	127	0	22	3-25	108.78
Liberty	15	27	3	55.6	312	4	79	1-2	179.29
UNLV	13	20	0	65.0	250	4	74	0-0	236.00
Colorado State	12	20	0	60.0	165	2	52	3-12	162.30
Fresno State	15	32	1	46.9	132	1	26	0-0	85.59
Utah State	10	25	3	40.0	110	0	30	1-8	52.96
Air Force	6	9	1	66.7	114	0	56	2-17	150.84
Boise State	8	13	1	61.5	103	0	29	2-8	112.71
Wyoming	1	3	0	33.3	3	0	3	1-5	41.73
TOTALS	102	187	12	54.5	1417	13	79	14-80	128.30

#11 GERHART, Coltin	Comp	Att	Int	Pct	Yards	TD	Long	Sacked	Effic
Incamate Word	1	1	0	100.0	12	0	12	0-0	200.80
Utah State	8	12	1	66.7	110	1	33	0-0	154.50
San Diego State	9	20	1	45.0	41	2	12	6-28	85.22
Air Force	7	9	0	77.8	72	0	38	3-25	144.98
Wyoming	2	14	1	14.3	31	0	19	3-20	18.60
TOTALS	27	56	3	48.2	266	3	38	12-73	95.08

#16 TUIOTI, Tevaka	Comp	Att	Int	Pct	Yards	TD	Long	Sacked	Effic
Incamate Word	13	21	1	61.9	327	4	69	0-0	246.04
Wisconsin	5	8	0	62.5	55	1	13	0-0	161.50
Liberty	6	14	1	42.9	57	0	22	1-10	62.77
TOTALS	24	43	2	55.8	439	5	69	1-10	170.64

#TM TEAM	Comp	Att	Int	Pct	Yards	TD	Long	Sacked	Effic
UNLV	0	1	0	0.0	0	0	0	0-0	0.00
TOTALS	0	1	0	0.0	0	0	0	0-0	0.00

#9 CARROLL, Bryson	Comp	Att	Int	Pct	Yards	TD	Long	Sacked	Effic
Boise State	0	1	0	0.0	0	0	0	0-0	0.00
TOTALS	0	1	0	0.0	0	0	0	0-0	0.00

RUSHING & RECEIVING

RUSHING	No-Yds/TD	UIW	WIS	NMS	LIBERTY	UNLV	CS	FS	USU	SDSU	AF	BSU	WY
OWENS, Tyrone	186-687/6	20-58/2	13-57/0	30-110/1	15-93/2	17-41/1	18-65/0	19-83/0	12-38/0	8-36/0	8-47/0	14-41/0	12-18/0
JONES, Sheriron	79-286/0	4-18/0	7-5/0	7-7/0	6-44/0	9-72/0	9-35/0	10-42/0	3-4/0	DNP	6-6/0	12-56/0	6-17/0
SHULER, Zahneer	51-228/3	5-9/0	4-5/0	3-7/0	1-4/0	10-53/2	5-20/0	1-1/0	9-27/0	4-2/0	3-19/1	3-4/0	3-4/0
VIGILANT, D.	43-185/2	4-16/0	2-14/0	1-0/0	-	4-18/0	DNP	DNP	1--1/0	11-45/0	12-67/1	7-23/1	1-3/0
DAVIS, Ahmari	51-185/4	7-39/0	1-3/0	21-74/4	9-18/0	9-20/0	-	2-20/0	2-11/0	DNP	DNP	DNP	DNP
TUIOTI, Tevaka	15-100/1	11-54/1	1-4/0	DNP	3-42/0	DNP	DNP	DNP	DNP	DNP	DNP	DNP	DNP
LILLY, Elijah	8-56/0	1-14/0	1-3/0	-	2-22/0	1-19/0	-	-	1-2/0	-	1-3/0	-	1-1/0
CARROLL, Bryson	12-39/0	DNP	DNP	DNP	DNP	DNP	DNP	DNP	DNP	DNP	DNP	9-35/0	3-4/0
GRAY, Micah	7-23/0	7-23/0	-	-	-	-	DNP	-	-	-	-	-	DNP
GERHART, Coltin	35-20/1	5-11/1	DNP	DNP	DNP	DNP	DNP	DNP	2--2/0	14-18/0	6--11/0	DNP	8-4/0
HARRIS, Emman.	3-17/0	-	-	-	-	-	2-15/0	1-2/0	DNP	-	-	-	-
GRIFFIN IV, Jay	1-9/0	-	-	-	-	1-9/0	-	-	-	-	-	-	-
REED, Patrick	6-9/0	-	DNP	-	-	5-10/0	1--1/0	-	-	-	-	-	-
HALL, Trae	1-6/0	DNP	DNP	DNP	DNP	1-6/0	DNP	DNP	DNP	DNP	DNP	DNP	DNP
JONES, Javohn	3-4/0	DNP	DNP	DNP	-	3-4/0	-	-	-	-	-	-	-
TEAM	4--16/0	2--4/0	1--8/0	-	1-4/0	-	-	-	-	-	-	DNP	-

RECEIVING	No-Yds/TD	UIW	WIS	NMS	LIBERTY	UNLV	CS	FS	USU	SDSU	AF	BSU	WY
HART-JOHNSON, D	33-507/5	1-32/0	3-33/1	1-6/0	5-83/1	6-80/1	3-36/1	3-25/0	2-42/0	2-10/1	3-83/0	4-77/0	-
LILLY, Elijah	21-375/5	2-61/1	2-22/1	4-53/0	3-57/0	1-74/1	3-50/1	1-14/1	3-31/0	1-12/0	1-1/0	-	-
UMEH, Anselem	16-316/2	2-37/0	2-20/0	2-28/0	1-6/0	1-26/1	2-66/0	2-44/0	DNP	1-12/1	3-77/0	-	-
REED, Patrick	5-176/2	1-69/1	DNP	-	1-79/1	-	-	3-28/0	-	-	-	-	-
GRIFFIN IV, Jay	21-168/0	2-43/0	3-34/0	1-3/0	1-13/0	3-30/0	1--1/0	2--1/0	3-30/0	2-10/0	2-8/0	1--1/0	-
WILLIAMS, Mar.	13-138/3	2-43/2	2-16/0	-	3-32/1	1-7/0	DNP	1-7/0	2-17/0	DNP	1-7/0	1-9/0	-
SOMOYE, Anu	7-104/1	2-34/1	-	-	2-36/0	-	-	-	2-15/0	-	-	DNP	1-19/0
HARRIS, Emman.	10-102/1	-	1-8/0	1-9/0	2-27/0	1-33/1	-	2-15/0	DNP	-	1-4/0	1-3/0	1-3/0
MOLINA, Aaron	4-64/0	DNP	-	-	DNP	DNP	DNP	DNP	3-49/0	DNP	DNP	1-15/0	DNP
OWENS, Tyrone	7-54/1	-	-	-	2-34/1	-	2-11/0	-	-	1-5/0	1-2/0	-	1-12/0
DRENNAN, Q'	1-40/0	1-40/0	DNP	DNP	DNP	DNP	DNP	DNP	DNP	DNP	DNP	DNP	DNP
DICKEY, Brayden	6-39/1	1-4/0	1-1/0	2-25/0	-	-	DNP	1-0/0	1-9/1	-	-	-	-
VIGILANT, D.	3-31/0	-	-	-	-	-	DNP	DNP	2-27/0	-	1-4/0	-	-
SHULER, Zahneer	3-5/0	-	-	1-3/0	-	-	-	-	-	2-2/0	-	-	-
JONES, Jeffrey	1-3/0	-	DNP	-	-	-	1-3/0	DNP	-	DNP	DNP	DNP	DNP
DAVIS, Ahmari	2-0/0	1--2/0	-	-	1-2/0	-	-	-	-	DNP	DNP	DNP	DNP

Total Tackles	UA-A	Total	UIW	WIS	NMS	LIBERTY	UNLV	CS	FS	USU	SDSU	AF	BSU
BARNWELL	40-36	76	2-0	4-8	5-3	1-1	1-4	2-4	6-0	DNP	5-1	6-9	5-1
TAMAIVENA, Siti	32-26	58	1-0	2-4	DNP	1-1	-	5-6	5-1	2-3	6-2	7-5	3-4
TOHI, Evahelotu	26-31	57	3-0	1-1	4-5	7-6	1-2	2-11	4-1	4-5	DNP	DNP	DNP
SEWELL, Jr., M.	34-23	57	2-0	-	0-1	8-1	2-2	6-5	4-3	2-1	3-1	3-6	DNP
ROSS, D'Angelo	36-21	57	4-0	6-3	3-1	4-2	3-0	3-3	0-2	5-1	4-2	1-7	1-0
BURRELL, Jalin	36-16	52	2-1	3-5	3-0	9-1	1-2	3-2	5-0	0-3	4-0	4-2	1-0
HAYES, Marcus	31-20	51	2-0	5-5	3-1	0-2	2-0	5-3	5-2	1-3	DNP	-	2-3
EPTING, Rhashau	23-20	43	4-1	2-2	2-5	2-1	1-0	1-2	2-3	3-2	2-0	0-1	1-1
SHOOK, Brandon	24-16	40	2-1	-	0-1	-	2-0	-	2-1	3-0	2-0	3-4	8-6
PARKER, Bijon	22-17	39	0-1	1-2	1-2	1-0	1-1	1-1	1-1	7-2	3-0	4-3	1-3
FLACK, Jordan	23-14	37	4-1	2-1	2-2	4-1	1-1	0-2	1-0	2-1	1-2	2-2	2-0
VAINIKOLO, Alex	15-20	35	1-0	1-0	4-5	0-1	0-1	-	3-4	2-2	1-0	2-0	1-2
BLACKWELL, Aa.	12-17	29	0-2	-	2-2	1-2	1-2	2-3	1-1	0-2	2-1	2-0	0-1
FLOWERS, Nahje	12-14	26	1-0	1-2	-	3-2	0-1	1-3	1-0	1-2	1-0	2-1	0-1
ROGERS, De'John	19-7	26	4-0	0-1	3-2	2-0	2-0	0-1	1-1	2-0	2-1	DNP	3-1
PEEK, Patrick	16-9	25	1-1	1-1	-	-	2-2	-	1-0	4-3	4-1	1-0	0-1
BAKER, Cody	14-9	23	1-0	0-1	2-1	1-3	2-0	1-2	1-1	2-0	-	2-1	-
HART, Alex	8-11	19	1-3	5-8	2-0	DNP	DNP	DNP	DNP	DNP	DNP	DNP	DNP
AUSTIN, Erin	10-7	17	1-1	0-1	0-1	1-0	2-0	DNP	DNP	DNP	1-0	-	3-2
BAKER, Daquan	5-10	15	1-0	-	0-1	-	1-0	-	DNP	DNP	1-1	0-1	DNP
MILLER, Kameron	9-5	14	-	-	-	-	2-0	-	-	3-2	-	-	4-1
SOREMEKUN, Adeb	8-5	13	0-1	-	DNP	-	-	1-2	1-0	3-0	1-0	2-2	-
MURRAY, Langsto	7-6	13	0-1	DNP	DNP	1-2	2-0	0-2	2-0	2-0	-	-	0-1
HORTON, Dylan	7-6	13	2-0	1-1	1-1	-	-	0-2	-	0-1	0-1	1-0	1-0
HOBDY, Jr., W.	6-4	10	2-0	2-2	1-1	1-0	0-1	-	DNP	DNP	DNP	DNP	DNP
CONYERS, Jerman	5-2	7	-	-	-	2-0	-	0-1	0-1	3-0	-	-	-
POWELL, Everett	3-3	6	-	1-2	0-1	DNP	-	DNP	-	2-0	DNP	DNP	DNP
BOLDEN, Nico	4-2	6	-	-	-	-	-	0-1	-	2-1	2-0	-	DNP
ORTEGA, Gabe	2-1	3	2-0	-	-	-	-	-	-	-	0-1	-	DNP
MANLY, Blair	3-0	3	2-0	-	-	1-0	-	-	-	DNP	-	DNP	DNP
EnRICO, Jared	3-0	3	DNP	-	-	-	-	-	-	1-0	-	-	-
HERNANDEZ, John	1-2	3	1-0	-	0-1	-	0-1	-	-	-	-	-	DNP
REED, Patrick	2-0	2	1-0	DNP	-	-	-	-	-	-	-	-	-
GRIFFIN IV, Jay	2-0	2	1-0	-	-	-	-	-	-	-	-	-	1-0
GRAY, Micah	0-2	2	-	-	0-2	-	-	DNP	-	-	-	-	-
STAPLEY, Kyle	1-0	1	-	1-0	-	-	-	-	-	-	-	-	-
OWENS, Tyrone	1-0	1	-	1-0	-	-	-	-	-	-	-	-	-
DICKEY, Brayden	1-0	1	-	-	-	-	-	DNP	-	1-0	-	-	-
MOLINA, Aaron	1-0	1	DNP	-	-	DNP	DNP	DNP	DNP	1-0	DNP	DNP	-
PORTILLA, James	0-1	1	DNP	DNP	DNP	DNP	DNP	DNP	DNP	DNP	DNP	DNP	DNP
SOMOYE, Anu	0-1	1	-	-	0-1	-	-	-	-	-	-	-	DNP
UMEH, Anselem	1-0	1	-	-	-	1-0	-	-	-	DNP	-	-	-
WILLIAMS, Mar.	1-0	1	-	-	-	-	-	DNP	-	-	DNP	-	-
LILLY, Elijah	1-0	1	-	-	-	1-0	-	-	-	-	-	-	-

INDIVIDUAL

50-YARD TOUCHDOWN RUN

New Mexico: 65, Richard McQuarley vs. Air Force (9/30/2017)
Opponent: 54, Kadin Remsberg, Air Force (11/10/2018)

70-YARD RUN

New Mexico: 73, Teriyon Gipson vs. Wyoming (11/26/2016)
Opponent: 90, Ra'Quanne Dickens, Incarnate Word (9/1/2018)

70-YARD RECEPTION

New Mexico: 74, Elijah Lilly from Sheriron Jones at UNLV (10/6/2018)
Opponent: 75, Keesean Johnson from Marcus McMariyon, Fresno State (10/14/2017)

30 RUSHING ATTEMPTS

New Mexico: 30, Tyrone Owens at New Mexico State (9/15/2018)
Opponent: 33, Jonathan Taylor, Wisconsin (9/8/2018)

150 YARDS RUSHING

New Mexico: 164, Tyrone Owens vs. UNLV (11/17/2017)
Opponent: 192, Xavier Valladay, Wyoming (11/24/2018)

200 YARDS RUSHING

New Mexico: 217, Teriyon Gipson vs. Wyoming (11/26/2016)
Opponent: 253, Jonathan Taylor, Wisconsin (9/8/2018)

TWO PLAYERS, 100 + YARDS RUSHING

New Mexico: Tyrone Owens (164), Daryl Chestnut (145) & Lamar Jordan (116) vs. UNLV (11/17/2017)

Opponent: Xavier Valladay (192) & Nico Evans (142) Wyoming (11/24/2018)

THREE PLAYERS, 100 + YARDS RUSHING

New Mexico: Tyrone Owens (164), Daryl Chestnut (145) & Lamar Jordan (116) vs. UNLV (11/17/2017)

Opponent: Marvin Kinsey (127), Izzy Matthews (107) & Dalyn Dawkins (102), Colorado State (11/19/2016)

30 PASS COMPLETIONS

New Mexico: 30, B.R. Holbrook vs. Texas Tech (9/11/2010)
Opponent: 34, Tyler Rogers, New Mexico State (9/9/2017)

50 PASS ATTEMPTS

New Mexico: 50, B.R. Holbrook vs. Texas Tech (2010)
Opponent: 57, Tyler Rogers, New Mexico State (9/9/2017)

400 YARDS PASSING

New Mexico: 408, Casey Kelly vs. UNLV (11/1/2003)
Opponent: 448, Jordan Love, Utah State (10/27/2018)

100 YARDS RUSHING & PASSING

New Mexico: Coltin Gerhart (156 rushing, 108 passing) at Tulsa (9/23/2017)

Opponent: D.J. Hammond (136 rushing, 145 passing), Air Force (11/10/2018)

500 YARDS TOTAL OFFENSE

New Mexico: 594, Jeremy Leach vs. Utah (11/11/1989)
Opponent: 527, Derek Carr, Fresno State (11/23/2013)

10 PASS RECEPTIONS

New Mexico: 11, Ty Kirk vs. New Mexico State (10/1/2011)
Opponent: 11, Antonio Gandy-Golden (9/29/2018)

150 YARDS RECEIVING

New Mexico: 209, Deon Long vs. Sam Houston State (9/24/2011)
Opponent: 245, Antonio Gandy-Golden (9/29/2018)

2+ PLAYERS, 100 + YARDS RECEIVING

New Mexico: Deon Long (209) & Ty Kirk (127) vs. Sam Houston State (9/24/2011)

Opponent: Ron'Quavon Tarver (112) & Jalen Greene (108), Utah State (10/27/2018)

SCORED THREE TOUCHDOWNS

New Mexico: 3, Tyrone Owens vs. Liberty (9/29/2018)
Opponent: 3, Sean Modster, Boise State (11/16/2018)

FOUR TOUCHDOWN PASSES

New Mexico: 4, Sheriron Jones at UNLV (10/6/2018)
Opponent: 4, Jordan Love, Utah State (10/27/2018)

FOUR RUSHING TOUCHDOWNS

New Mexico: 4, Ahmari Davis at New Mexico State (9/15/2018)
Opponent: 5, Dee Hart, Colorado State (11/22/2014)

THREE TOUCHDOWN RECEPTIONS

New Mexico: 3, Deon Long vs. Sam Houston State (2011)
Opponent: 3, Sean Modster, Boise State (11/16/2018)

FIVE FIELD GOALS

New Mexico: 5, James Aho vs. Arizona (2008)
Opponent: 5, Drew Dunning, Washington St. (2003)

50-YARD FIELD GOAL

New Mexico: 53, Andrew Shelley vs. Utah State (10/27/2018)
Opponent: 52, Wyatt Bryan, Colorado State (10/20/2017)

TWO INTERCEPTIONS

New Mexico: 2, Marcus Hayes at New Mexico State (9/15/2018)
Opponent: 2, Tariq Thompson, San Diego State (11/24/2017)

TWO FUMBLE RECOVERIES

New Mexico: Adebayo Soremekun vs. San Diego St. (11/3/2018)

PUNT RETURN FOR TOUCHDOWN (no block)

New Mexico: 86 yards, Marcus Hayes vs. Boise State (11/16/2018)

Opponent: 90 yards, Christian Kirk, Texas A&M (11/11/2017)

TWO PUNT RETURNS FOR TOUCHDOWN (no block)

New Mexico: Has not occurred
Opponent: 64 yards, 61 yards Cliff Harris, Oregon (2010)

KICKOFF RETURN FOR A TOUCHDOWN

New Mexico: 100 yards, Elijah Lilly vs. Texas A&M (11/11/2017)

Opponent: 100 yards, Mike Edwards, Hawai'i (10/13/2012)

INTERCEPTION RETURN FOR TOUCHDOWN

New Mexico: 60 yards, Marcus Hayes at New Mexico State (9/15/2018)

Opponent: 100 yards, Shaq Bond, Utah State (10/27/2018)

BLOCKED PAT

New Mexico: Ryan Santos vs. Nevada (11/5/2016)

Opponent: Noble Hall, San Diego State (11/3/2018)

BLOCKED FIELD GOAL

New Mexico: Stanley Barnwell vs. Boise State (11/16/2018)

Opponent: DeAndre Elliott, Colorado State (11/21/2015)

BLOCKED FIELD GOAL RETURN

New Mexico: 45 yards, Anthony Hooks vs. UTEP (2010)

Opponent: Has not occurred

BLOCKED PUNT

New Mexico: Victor James at San Diego State (2009)

Opponent: Corbin Jackson, Liberty (9/29/2018)

FUMBLE RETURN FOR A TOUCHDOWN

New Mexico: 0 yards, Jalin Burrell at Air Force (11/10/2018)

Opponent: 9 yards, Desmond Williams, Boise State (11/16/2018)

DEFENSIVE TWO-POINT CONVERSION

New Mexico: Jalin Burrell vs. New Mexico State (9/9/2017)

Opponent: Has not occurred

TEAM

OVERTIME GAME

Won 42-35 (OT) at UTEP (2013)

SHUTOUT

New Mexico: 66-0 vs. Mississippi Valley State (9/5/2015); FBS: 24-0 vs. Wyoming (10/4/2008)

Opponent: 38-0, Fresno State (10/14/2017)

50 POINTS

New Mexico: 50 at UNLV (10/6/2018)

Opponent: 61, Utah State (10/27/2018)

60 RUSHING ATTEMPTS

New Mexico: 60 at UNLV (10/6/2018)

Opponent: 67, Air Force (11/10/2017)

300 YARDS RUSHING

New Mexico: 319 vs. Incarnate Word (9/1/2018)

Opponent: 366, Wyoming (11/24/2018)

400 YARDS RUSHING

New Mexico: 482, UNLV (11/17/2017)

Opponent: 478, Air Force (11/10/2018)

FOUR RUSHING TDS

New Mexico: 5 at New Mexico State (9/15/2018)

Opponent: 4, Wyoming (11/24/2018)

400 YARDS PASSING

New Mexico: 434 vs. Sam Houston State (2011)

Opponent: 516, Utah State (10/27/2018)

FOUR PASSING TDS

New Mexico: 4 at UNLV (10/6/2018)

Opponent: 4, Utah State (10/27/2018)

500 YARDS TOTAL OFFENSE

New Mexico: 680 vs. Incarnate Word (9/1/2018)

Opponent: 623, Air Force (11/10/2018)

30 FIRST DOWNS

New Mexico: 32, Incarnate Word (9/1/2018)

Opponent: 30, Boise State (11/16/2018)

INTERCEPTED FIVE PASSES

New Mexico: 5 at New Mexico State (9/15/2018)

Opponent: 5, Wyoming (10/28/2017)

100 YARDS IN PENALTIES

New Mexico: 120 Fresno State (10/20/2018)

Opponent: 114, at New Mexico State (9/15/2018)

NO PENALTIES

New Mexico: Air Force (11/10/2018)

Opponent: Researching

LOST FIVE FUMBLES

New Mexico: 5 vs. Brigham Young (10/25/1984)

Opponent: 5, Air Force (10/25/2007)

FAILED TO GAIN 100 YARDS RUSHING

New Mexico: 49 vs. Wyoming (11/24/2018)

Opponent: 43, UNLV (10/6/2018)

FAILED TO GAIN 100 YARDS PASSING

New Mexico: 34 vs. Wyoming (11/24/2018)

Opponent: 48 vs. Mississippi Valley State (9/5/2015)

FAILED TO GAIN 200 YARDS TOTAL OFFENSE

New Mexico: 83 vs. Wyoming (11/24/2018)

Opponent: 166, UNLV (10/6/2018)

RECORDED A SAFETY

New Mexico: Jermane Conyers tackled Utah State's Derrick Thompson in the end zone after a fumbled handoff (10/27/2018)

Opponent: Team safety, TCU (11/28/2009)

NO PUNTS

New Mexico: vs. Colorado State (11/16/2013)

Opponent: Colorado State (11/21/2015)

SCORED TDS ON OFFENSE, DEFENSE AND SPECIAL TEAMS

New Mexico: vs. ULM (10/22/2016)

Opponent: Utah (2010)

TOP MARKS BY UNM OPPONENTS VS. LOBOS

	INDIVIDUAL	TEAM		INDIVIDUAL	TEAM
First Downs	40, Boise State (11/14/2015)	INTs	3, Gerald Campbell, UTEP (1950)		
Rushing Att.	47, Steve Bartalo, CSU (1985)		3, Gene Franz, BYU (1962)		
			3, Derwin Gray, BYU (1990)		
Rushing Yards	325, Andre Davis, TCU (1994)			7, UTEP (1950)	
				7, West Texas (1950)	
				7, Arizona (1953)	
Long TD	94, Alvester Alexander, Wyoming (2010)	Rec. Yards	281, Thomas Sperbeck, Boise State (11/14/2015)		
Rushing Tds	6, Kapri Bibbs, Colorado State (2013)	Receptions	22, Jay Miller, BYU (1973)		
		TD Rec.	4, Kirk Pendleton, BYU (1983)		
Pass Att.	75, Brett Rypien, Boise State (11/14/2015)		4, Roger Garidel, Utah (1971)		
		INT Return	100, Larry Durham, UTEP (1962)		
Pass Comp.	47, Chase Holbrook, New Mexico St. (2007)	Field Goals	5, Hawai'i (1981)		
			5, Washington St. (2003)		
Passing Yards	585, Robbie Bosco, BYU (1985)	Long FG	56, Owen Pochman, BYU (2000)		
		Punts	13, Lonnie Crittenden, UTEP (1962)		
Long Pass	98, Jack Steptoe from Dan Hagemann, Utah (1976)				
Total Plays	84, Brad Smith, Missouri (2005)				13, UTEP (1962)
					13, UTEP (1983)
Total Off.	592, Robbie Bosco, BYU (1985)	Long Punt	89, Jeff Babcock, Colorado St. (2004)		
		Punt Return	95, Morris Owens, Arizona St. (1972)		
TD Passes	7, Derek Carr, Fresno State (2013)	KO Return	100, Cedric Johnson, UTEP (1996)		
			100, Ivory McCann, Texas Tech (2001)		
					7, Fresno State (2013)
					7, UTEP (1967)



30 Game 1: 9/1/2018
62 Albuquerque, N.M.
 Att: 18,213



14 Game 2: 9/8/2018
45 Madison, Wisc.
 Att: 77,003

ALBUQUERQUE, N.M. — New Mexico racked up 680 yards of total offense and Tevaka Tuioti accounted for five touchdowns including four passing as the Lobos blitzed Incarnate Word 62-30 in the season opener for both teams. The Lobos now prepare to head to Camp Randall to take on a top-10 team in Wisconsin next Saturday at 11 a.m. Central Time.

Tuioti was brilliant in just his second career start. He led UNM to touchdowns on his first four drives. After Incarnate Word opened the game with a touchdown to go up 7-0, Tuioti went to work. He tied the game up with a 10-yard strike to Marcus Williams, and then he gave UNM the lead for good with a 12-yard run, which capped off a 66 yard drive. On the next drive, Tyrone Owens went over from 6 yards out for a 21-7 lead and then Tuioti on 3rd-and-12 hit Patrick Reed for a 69-yard touchdown pass for a 28-7 first quarter lead.

Incarnate Word eventually answered with a 90-yard run by Ra'Quanne Dickens to make it 28-13, but even that didn't work out for the Cardinals and Dickens was hit with an unsportsmanlike conduct penalty, his second of the game, earning an ejection.

After a field goal made it 28-16 with 1:01 to go, a wild sequence led to UNM scoring a back-breaking touchdown. Tuioti threw a deep interception, giving the ball back to Incarnate Word, but Willie Hobby forced a fumble and UNM recovered with 14 seconds to go in the half. Tuioti took over and immediately hit Elijah Lilly with a 51-yard touchdown strike and UNM took a 35-16 lead into the break.

UNM tacked on 13 more points in the third quarter with another Owens touchdown run, this from two yards, and another Williams touchdown catch, this from 33 yards. That made it 48-16. While UNM's offense was scoring seven touchdowns on 12 drives, UNM's defense allowed just one over that same stretch.

In the fourth quarter, both offenses kept rolling as both teams subbed liberally. Coltin Gerhart scored on a 1-yard run, and Sheriron Jones threw a 22-yard touchdown on third down to Anu Somoye for UNM to finish off a big offensive day.

MADISON, Wisc. --- New Mexico was in it for much of the game, but the paced by three All-Americans on the offensive line, the No. 5 Wisconsin Badgers rushed for 417 yards and pulled away in the second half to win 45-14 over the Lobos, dropping UNM to 1-1 on the season.

UNM took the opening kickoff and drove 87 yards in 17 plays with Tevaka Tuioti playing brilliantly, helping UNM convert four third downs on the drive. UNM rushed for 33 on the drive and passed for 44, and the final play was an 11-yard strike to Delane Hart-Johnson on third down for a 7-0 lead.

That lead held for most of the half, with UNM's defense bending but never breaking. On Wisconsin's first drive, the Badgers drove inside the Lobo 10 but could only come up with a field goal. Later in the second quarter on a second-and-goal play, freshman Marcus Hayes, playing close to his hometown in Illinois, forced and recovered a Jonathan Taylor fumble at the 5-yard line.

"We lost our rhythm offensively when Tevaka went out in the second quarter," said Bob Davie. "We needed to play really well, and we needed to get some breaks, and we got a few. I would have liked to have seen what Tevaka could have done playing the whole game, but that's not how football goes."

Wisconsin eventually took a 10-7 lead at the break and on its first drive of the second half, the Lobos got a big stop when Evahelotu Tohi picked off a pass as Alex Hornbrook got hit by Jordan Flack, and Tohi returned it to the Badger 26. UNM couldn't score however when Sheriron Jones, in for an injured Tuioti, went for the lead. He was looking for Elijah Lilly, who had a step, but safety Scott Nelson picked it off at the 2-yard line. That lead to the first of two third quarter touchdowns for Wisconsin, the first an A.J. Taylor 10-yard catch, the second a Jonathan Taylor 5-yard rush.

Wisconsin made it 31-7 on the opening play of the third quarter, but Jones led a nice 75-yard drive that saw Tyrone Owens rush for over 30 yards on it. Jones capped it with a third-down toss of five yards to Elijah Lilly to make it 31-14. The Badgers' Taylor tacked on a third rushing touchdown in the fourth to make it 38-14, and then with just 22 seconds left and the game well in hand, Wisconsin threw a 3-yard touchdown pass to account for the final margin.

UNM threw for 134 yards and went 14-for-24 combined with two TDs and two interceptions. Alex Hart led the way with 13 tackles, Stanley Barnwell added 12 and freshman Marcus Hayes had 10 with a fumble recovery. Tyrone Owens led the way with 57 yards on just 13 carries.

Box Score (Final)
2018 New Mexico Lobo Football
Incarnate Word vs New Mexico (Sep 01, 2018 at Albuquerque, N.M.)

Score by Quarters	1	2	3	4	Total
Incarnate Word	7	9	0	14	30
New Mexico	28	7	13	14	62

Qtr	Time	Scoring play
1st	11:00	UIW - Copeland, Jon 1 yd run (Seidel, Cody kick), 13-75 4:00
	08:54	NM - WILLIAMS, Marcus 10 yd pass from TUIOTI, Tevaka (SHELLEY, Andrew kick), 6-60 1:57
	04:30	NM - TUIOTI, Tevaka 12 yd run (SHELLEY, Andrew kick), 9-66 3:42
	01:36	NM - OWENS, Tyrone 6 yd run (SHELLEY, Andrew kick), 5-60 1:13
	00:00	NM - REED, Patrick 69 yd pass from TUIOTI, Tevaka (SHELLEY, Andrew kick), 3-67 0:51
2nd	07:58	UIW - Dickens, Ra'Quanne 90 yd run (Seidel, Cody rush failed), 1-90 0:15
	01:01	UIW - Seidel, Cody 29 yd field goal, 8-85 2:45
	00:05	NM - LILLY, Elijah 51 yd pass from TUIOTI, Tevaka (SHELLEY, Andrew kick), 1-51 0:09
3rd	13:10	NM - OWENS, Tyrone 2 yd run (SHELLEY, Andrew kick failed), 5-85 1:43
	02:32	NM - WILLIAMS, Marcus 33 yd pass from TUIOTI, Tevaka (SHELLEY, Andrew kick), 12-74 5:29
	12:36	NM - GERHART, Coltin 1 yd run (SHELLEY, Andrew kick), 8-39 3:39
4th	10:10	UIW - Baptiste, Phillip 16 yd pass from Copeland, Jon (Seidel, Cody kick), 6-78 2:20
	02:58	NM - SOMOYE, Anu 22 yd pass from JONES, Sheriron (SHELLEY, Andrew kick), 6-40 3:21
	00:58	UIW - McDuffie, Brandon 4 yd run (Seidel, Cody kick), 5-83 1:55

	UIW	NM
FIRST DOWNS	13	32
RUSHES-YARDS (NET)	34-244	66-319
PASSING YDS (NET)	322	361
Passes Att-Comp-Int	39-19-1	25-15-1
TOTAL OFFENSE PLAYS-YARDS	73-566	91-680
Fumble Returns-Yards	0-0	0-0
Punt Returns-Yards	2-11	1-9
Kickoff Returns-Yards	5-93	3-49
Interception Returns-Yards	1-6	1-0
Punts (Number-Avg)	6-33.0	3-48.7
Fumbles-Lost	3-1	1-1
Penalties-Yards	8-69	7-48
Possession Time	24:10	35:50
Third-Down Conversions	5 of 15	5 of 11
Fourth-Down Conversions	0 of 2	2 of 3
Red-Zone Scores-Chances	4-4	5-6
Sacks By: Number-Yards	0-0	3-16

RUSHING: Incarnate Word-Dickens, Ra'Quanne 7-110; King, Ameer 7-81; Fields, Dorland 6-31; Copeland, Jon 9-8; Philio, Keyondrick 2-7; Baptiste, Phillip 1-5; Williams, Kam 1-2; Henderson, Gunnar 1-minus 4; McDuffie, Brandon 0-4. New Mexico-SHULER, Zahneer 5-90; OWENS, Tyrone 20-58; TUIOTI, Tevaka 11-54; DAVIS, Ahmari 7-39; GRAY, Micah 7-23; JONES, Sheriron 4-18; VIGILANT, Daevon 4-16; LILLY, Elijah 1-14; GERHART, Coltin 5-11; TEAM 2-minus 4.

PASSING: Incarnate Word-Copeland, Jon 17-36-1-328; Brophy, Sean 2-3-0-minus 6. New Mexico-TUIOTI, Tevaka 13-21-1-327; JONES, Sheriron 1-3-0-22; GERHART, Coltin 1-1-0-12.

RECEIVING: Incarnate Word-Baptiste, Phillip 6-112; Johnson, Lamont 4-103; Edwards, Kody 4-61; Dickens, Ra'Quanne 2-38; Williams, Kam 1-14; Campbell, Jaelin 1-2; Philio, Keyondrick 1-minus 8. New Mexico-LILLY, Elijah 2-61; WILLIAMS, Marcus 2-43; GRIFFIN IV, Jay 2-43; UMEH, Anselm 2-37; SOMOYE, Anu 2-34; REED, Patrick 1-69; DRENNAN, Q' 1-40; HART-JOHNSON, Delane 1-32; DICKEY, Brayden 1-4; DAVIS, Ahmari 1-minus 2.

INTERCEPTIONS: Incarnate Word-Tolds, Ce'Cori 1-6. New Mexico-BURRELL, Jalin 1-0.

FUMBLES: Incarnate Word-Dickens, Ra'Quanne 1-0; King, Ameer 1-0; Baptiste, Phillip 1-1. New Mexico-TUIOTI, Tevaka 1-1.

Incarnate Word (0-1) vs. New Mexico (1-0)
 Date: Sep 01, 2018 • Site: Albuquerque, N.M. • Stadium: Dreamstyle Stadium
 Attendance: 18213

Kickoff time: 6:05 pm • End of Game: 9:38 • Total elapsed time: 3:35
 Officials: Referee: Vidal Jones; Umpire: Chris Booker; Linesman: Bill Scott;
 Line Judge: Jeffrey Milkus; Back Judge: Michael Aaronian; Field Judge: Gabriel DeLeon;

Box Score (Final)
2018 New Mexico Lobo Football
New Mexico vs #5 Wisconsin (Sep 08, 2018 at Madison, Wis)

Score by Quarters	1	2	3	4	Total
New Mexico	7	0	0	7	14
Wisconsin	3	7	14	21	45

Qtr	Time	Scoring play
1st	07:22	NM - HART-JOHNSON, Delane 11 yd pass from TUIOTI, Tevaka (SHELLEY, Andrew kick), 17-87 7:38
	01:13	WIS - Gaglianone, R. 26 yd field goal, 12-76 6:04
2nd	02:20	WIS - Taylor, J. 16 yd run (Gaglianone, R. kick), 7-44 3:30
3rd	07:46	WIS - Taylor, A.J. 10 yd pass from Hornbrook, A. (Gaglianone, R. kick), 6-76 3:03
	02:52	WIS - Taylor, J. 5 yd run (Gaglianone, R. kick), 7-34 3:54
4th	14:56	WIS - Ingold, Alec 1 yd run (Gaglianone, R. kick), 4-69 1:57
	11:00	NM - LILLY, Elijah 5 yd pass from JONES, Sheriron (SHELLEY, Andrew kick), 9-75 3:56
	06:36	WIS - Taylor, J. 4 yd run (Gaglianone, R. kick), 7-75 4:24
	00:22	WIS - Mustapha, Taj 3 yd pass from Vanden Boom, D. (Gaglianone, R. kick), 10-45 5:40

	NM	WIS
FIRST DOWNS	14	29
RUSHES-YARDS (NET)	30-77	59-417
PASSING YDS (NET)	134	151
Passes Att-Comp-Int	24-14-2	13-9-1
TOTAL OFFENSE PLAYS-YARDS	54-211	72-568
Fumble Returns-Yards	0-0	0-0
Punt Returns-Yards	1-8	1-10
Kickoff Returns-Yards	2-48	2-32
Interception Returns-Yards	1-29	2-24
Punts (Number-Avg)	5-39.0	1-54.0
Fumbles-Lost	1-1	2-1
Penalties-Yards	1-10	4-39
Possession Time	23:26	36:34
Third-Down Conversions	6 of 13	6 of 9
Fourth-Down Conversions	0 of 0	1 of 1
Red-Zone Scores-Chances	2-2	7-8
Sacks By: Number-Yards	1-7	1-3

RUSHING: New Mexico-OWENS, Tyrone 13-57; VIGILANT, Daevon 2-14; JONES, Sheriron 7-5; SHULER, Zahneer 4-5; TUIOTI, Tevaka 1-4; DAVIS, Ahmari 1-3; LILLY, Elijah 1-minus 3; TEAM 1-minus 8. Wisconsin-Taylor, J. 33-253; Deal, Taiwan 9-57; Ingold, Alec 4-47; James, Chris 6-29; Groshek, G. 3-21; Cruickshank, A. 1-11; Stokke, Mason 2-6; Hornbrook, A. 1-minus 7.

PASSING: New Mexico-JONES, Sheriron 9-16-2-79; TUIOTI, Tevaka 5-8-0-55. Wisconsin-Hornbrook, A. 8-11-1-148; Vanden Boom, D. 1-1-0-3; TEAM 0-1-0-0.

RECEIVING: New Mexico-GRIFFIN IV, Jay 3-34; HART-JOHNSON, Delane 3-33; LILLY, Elijah 2-22; UMEH, Anselm 2-20; WILLIAMS, Marcus 2-16; HARRIS, Emmanuel 1-8; DICKEY, Brayden 1-1. Wisconsin-Taylor, A.J. 5-134; Groshek, G. 1-7; Ferguson, Jake 1-4; Mustapha, Taj 1-3; Neville, Z. 1-3.

INTERCEPTIONS: New Mexico-TOHI, Evahelotu 1-29. Wisconsin-Nelson, Scott 1-22; Cone, Madison 1-2.

FUMBLES: New Mexico-JONES, Sheriron 1-1. Wisconsin-Taylor, J. 1-1; Groshek, G. 1-0.

New Mexico (1-1) vs. Wisconsin (2-0)
 Date: Sep 08, 2018 • Site: Madison, Wis • Stadium: Camp Randall
 Attendance: 77003

Kickoff time: 11:01 • End of Game: 1:57 • Total elapsed time: 2:56
 Officials: Referee: L. Smith; Umpire: R. Colosimo; Linesman: B. Matthew;
 Line Judge: P. Holt; Back Judge: K. Schwarzel; Field Judge: T. Maguire;
 Side Judge: D. Swanson; Center Judge: M. Stumberg;
 Temperature: 64 • Wind: NE 15 • Weather: Partly Cloudy

42 Game 3: 9/15/2018
Las Cruces, N.M.
25 Att: 20,667

52 Game 4: 9/29/2018
Albuquerque, N.M.
43 Att: 18,804

LAS CRUCES, N.M. --- Down 14-0 in the first quarter, down to a third-string quarterback in Sheriron Jones, UNM's defense needed to make a stand. Boy did it ever. The Lobos picked three New Mexico State quarterbacks a total of five times, tying a school record, and the defense led the way in a thriller in Las Cruces, winning 42-25 to end a two-game losing streak in the Rio Grande Rivalry.

The win pushed New Mexico to 2-1 for the first time in 11 years, and it kept a hungry New Mexico State squad winless at 0-4 on the season. UNM heads into its bye week with some momentum before hosting Liberty at 4 p.m. on Saturday, September 29 at Dreamstyle Arena.

New Mexico found itself down 14-0 just 4:10 into the contest. On the game's third play, and Jones' first pass, Terrill Hanks picked off a screen and went 28 yards for a 7-0 lead. After a punt, the Aggies behind Matt Romero went 57 yards, the last 2 by calling his own number and just 4:10 into the game it was 14-0.

New Mexico State had the ball again with a chance to go up more, but UNM forced a punt, and freshman Marcus Hayes returned it 27 yards to the Aggie 30-yard line. That field position allowed for UNM to go the distance in five plays, the last a 1-yard run by Ahmari Davis, his first career touchdown. It was the first of four on the night for Davis, whose four were tied for the third most in school history.

NMSU's Dylan Brown tacked on a 42-yard field goal and after one quarter it was 17-7, but that would be the last salvo for the Aggie offense. On 3rd-and-8, Romero threw the first of his five interceptions as D'Angelo Ross picked it off and returned the ball to the Aggie 27. With that field position, UNM got a second straight 1-yard touchdown run and it was 17-14.

After each team punted, Romero was picked off again as De'Jean Rogers did the honors, returning the ball to the 6-yard line. Tyrone Owens, who led UNM with 110 yards rushing, scored to give the Lobos the lead for good, and make it 21-17 at the break after Nick Jeanty was picked off to end the half.

UNM got two more Davis touchdown runs to make it 35-17. The first was the caper of a brilliant 16-play, 80-yard drive that thrice saw Jones convert third downs. One was a 16-yard Jones run on third-and-13, the second was a 12-yard pass to Brayden Dickey and the third was a Davis 1-yard run. Davis' 3-yard TD capped it.

In the fourth, Davis' fourth TD made it 35-17 after Jones led a 12-play, 77-yard drive and Davis scored from 16 yards out. That looked like it was it, but the Aggies made one last push. They went to third string quarterback Josh Adkins, and his wheeler pass to Jason Huntley went for 58 yards, and after a two-point conversion it was 35-25 with 11:06 to go.

After both teams punted NMSU got the ball back and marched to a first and goal at the Lobo nine, and then somehow ran seven plays, recording two first downs, but not scoring. After getting to the Lobo three, a pass interference penalty moved the ball to the 2-yard line. Jason Huntley then scored, but a hold on NMSU moved the ball back to the 12. UNM held and it looked like the Aggies would have to settle for a field goal, but a personal foul on UNM made it first and goal at the 4-yard line. After an incompletion, Adkins tried to hit Huntley in the flat, but Marcus Hayes read it and turned in UNM's fourth interception of the night.

UNM couldn't get a first down and Tyson Dyer unloaded a 62-yard punt into the wind and pinned NMSU after a penalty at its own 19. On third-and-12, Hayes stepped in front of an Adkins pass for a record-tying fifth Lobo interception, and he housed it from 60 yards out for the final score.

ALBUQUERQUE, N.M. --- The largest deficit UNM has ever come back from in football was 21 points. The largest fourth quarter deficit was 15. Both of those marks nearly came down on a resplendent Homecoming evening, but UNM's epic comeback bid from 32 points down fell just short, as Liberty defeated the Lobos 52-43.

The game was significant for another key injury as Tevaka Tuioti was lost potentially for the remainder of the season. The quarterback broke his left clavicle (non-throwing shoulder) after getting tackled after a long run. It was a part of a frustrating first half for UNM that saw it jump to a 7-0 lead in just four plays, and then struggle afterwards.

Liberty posted 42 points in the opening half, 21 in each quarter as it bolted to a 42-10 halftime lead. Liberty threw for 303 yards in the opening half with three passing touchdowns from Stephen Calvert. The Flames (2-2) also blocked a punt by Tyson Dyer that Dyer was able to recover, but instead of a safety, the ball was ruled to be recovered outside the end zone at the 1-yard line, allowing for a short score to make it 2-34.

That made it 35-10, and Liberty then converted an interception by Sheriron Jones into a touchdown with a quick 3-play, 63-yard drive for a 42-10 lead with 22 seconds left.

UNM's defense held on the opening drive, forcing a punt, and Jones needed two plays to bring UNM 80 yards. After a 1-yard run, Jones lofted a pass to a wide-open Patrick Reed for a career-long 79-yard score, making it 42-16, but the extra point was missed. After the teams traded punts, the offense went to work again. Tyrone Owens gained 31 yards on three carries, and after converting a 3rd-and-3, he hit Anu Somoye for 31 yards to the Liberty 8-yard line. Jones two plays later hit Delane Hart-Johnson on a perfect fade in the end zone to make it 42-23.

Hart-Johnson then had a highlight-reel 44-yard catch on the next drive, setting UNM up for a 3rd-and-goal to start the fourth quarter. Jones hit Marcus Williams for a 7-yard TD, but UNM's attempt at a 2-pt conversion failed, leaving the game 42-29.

The Flames finally answered with a touchdown with 12:26 to go to make it 49-29, and UNM turned the ball right back to Liberty on an interception, it all looked done. Liberty drove to the UNM 24, but on 4th-and-1, it eschewed a field goal for the first down attempt, and Michael Sewell timed it perfectly for a four-yard loss, giving UNM the ball with 8:48 to go.

UNM then went 73 yards in three plays, the final a tip-toe down the sidelines on a pass from Jones by Tyrone Owens to make it 49-36. After a punt, UNM scored again as Owens rushed for his second touchdown of the game and third overall, making it 49-43 with 5:07 to go.

UNM needed a stop but couldn't get it. Frank Hickson rushed four straight times, the last setting up a 3rd-and-4. Calvert hit Antonio Gandy-Golden on a 10-yard hitch route that he converted into a 50-yard gain. It was the last of his career-high 11 catches for 245 yards.

UNM held to force a field goal attempt, with Aaron Peart hit from 22 yards to ice the game at 52-43 with 1:02 to go. UNM drove to the Liberty 26 in the dying moments before Jones was intercepted with 38 seconds left at the 2-yard line.

Jones threw for a career-high 312 yards and threw for four touchdowns in the loss, doing so in just over two quarters of play.

Box Score (Final)
2018 New Mexico Lobos Football
New Mexico vs New Mexico State (Sep 15, 2018 at Las Cruces, N.M.)

Score by Quarters	1	2	3	4	Total
New Mexico	7	14	7	14	42
New Mexico State	17	0	0	8	25

Qtr	Time	Scoring play
1st	13:58	NMS - Hanks, Terrill 28 yd interception return (Brown, Dylan kick)
	10:50	NMS - Romero, Matt 2 yd run (Brown, Dylan kick), 6-57 1:28
	04:48	NM - DAVIS, Ahmari 1 yd run (SHELLEY, Andrew kick), 5-30 1:38
	00:53	NMS - Brown, Dylan 42 yd field goal, 9-58 3:42
2nd	10:40	NM - DAVIS, Ahmari 1 yd run (SHELLEY, Andrew kick), 4-27 0:56
	03:34	NM - OWENS, Tyrone 6 yd run (SHELLEY, Andrew kick), 2-6 0:42
3rd	04:19	NM - DAVIS, Ahmari 3 yd run (SHELLEY, Andrew kick), 16-80 6:07
4th	12:20	NM - DAVIS, Ahmari 16 yd run (SHELLEY, Andrew kick), 12-77 5:18
	11:06	NMS - Huntley, Jason 58 yd pass from Adkins, Josh (Adkins, Josh rush), 4-86 1:09
	00:28	NM - HAYES, Marcus 60 yd interception return (SHELLEY, Andrew kick)

	NM	NMS
FIRST DOWNS	22	22
RUSHES-YARDS (NET)	62-198	36-119
PASSING YDS (NET)	127	249
Passes Att-Comp-Int	19-12-1	40-22-5
TOTAL OFFENSE PLAYS-YARDS	81-325	76-368
Fumble Returns-Yards	0-0	0-0
Punt Returns-Yards	2-32	4-27
Kickoff Returns-Yards	0-0	2-20
Interception Returns-Yards	5-148	1-28
Punts (Number-Avg)	8-44.4	6-43.0
Fumbles-Lost	2-1	0-0
Penalties-Yards	15-113	15-114
Possession Time	33:39	26:21
Third-Down Conversions	7 of 16	4 of 15
Fourth-Down Conversions	0 of 0	0 of 0
Red-Zone Scores-Chances	5-5	1-3
Sacks By: Number-Yards	3-19	3-25

RUSHING: New Mexico-OWENS, Tyrone 30-110; DAVIS, Ahmari 21-74; JONES, Sheriron 7-7; SHULER, Zahneer 3-7; VIGILANT, Daevon 1-0. New Mexico State-Huntley, Jason 15-67; Adkins, Josh 9-20; Caldwell, Royce 4-13; Gilson, C. 3-10; Romero, Matt 5-9.

PASSING: New Mexico-JONES, Sheriron 12-19-1-127. New Mexico State-Adkins, Josh 12-21-2-168; Romero, Matt 9-13-2-75; Jeanty, Nick 1-6-1-6.

RECEIVING: New Mexico-LILLY, Elijah 4-53; UMEH, Anselm 2-28; DICKEY, Brayden 2-25; HARRIS, Emmanuel 1-9; HART-JOHNSON, Delane 1-6; GRIFFIN IV, Jay 1-3; SHULER, Zahneer 1-3. New Mexico State-Huntley, Jason 4-87; Boone, J. 4-71; Clark, QJ 4-27; Muse, Anthony 3-39; Lottie, Izaiha 3-17; Abraham, Tevis 2-1; Dan, Drew 1-6; Caldwell, Royce 1-1.

INTERCEPTIONS: New Mexico-HAYES, Marcus 2-68; PARKER, Bijon 1-35; ROGERS, De'Jean 1-28; ROSS, D'Angelo 1-17. New Mexico State-Hanks, Terrill 1-28.

FUMBLES: New Mexico-OWENS, Tyrone 1-1; PARKER, Bijon 1-0. New Mexico State-None.

New Mexico (2-1) vs. New Mexico State (0-4)
Date: Sep 15, 2018 • Site: Las Cruces, N.M. • Stadium: Aggie Memorial
Attendance: 20673

Kickoff time: 6:07p.m. • End of Game: 9:40p.m. • Total elapsed time: 3:33
Officials: Referee: David Alvarez; Umpire: Scott Teifer; Linesman: Andy Warner;
Line judge: Darren Deckard; Back judge: Chris Alston; Field judge: Gabriel DeLeon;
Side judge: Jim Murphy; Center judge: Ken Ray;

Box Score (Final)
2018 New Mexico Lobos Football
Liberty vs New Mexico (Sep 29, 2018 at Albuquerque, N.M.)

Score by Quarters	1	2	3	4	Total
Liberty	21	21	0	10	52
New Mexico	7	3	13	20	43

Qtr	Time	Scoring play
1st	13:39	NM - OWENS, Tyrone 19 yd run (SHELLEY, Andrew kick), 4-75 1:21
	11:27	LIBERTY - HICKSON, Frankie 2 yd run (PEART, Aaron kick), 7-75 2:12
	03:03	LIBERTY - PICKETT, Peyton 1 yd run (PEART, Aaron kick), 9-65 2:22
	00:45	LIBERTY - KING, Damian 10 yd pass from CALVERT, Stephen (PEART, Aaron kick), 5-35 1:36
2nd	09:44	NM - SHELLEY, Andrew 38 yd field goal, 4--3 1:23
	08:08	LIBERTY - GANDY-GOLDEN, Antonio 20 yd pass from CALVERT, Stephen (PEART, Aaron kick), 5-75 1:21
	02:34	LIBERTY - HICKSON, Frankie 1 yd run (PEART, Aaron kick), 1-1 0:02
	00:22	LIBERTY - FARRROW, B.J. 24 yd pass from CALVERT, Stephen (PEART, Aaron kick), 3-63 0:21
3rd	10:21	NM - REED, Patrick 79 yd pass from JONES, Sheriron (SHELLEY, Andrew kick failed), 2-80 1:01
	03:10	NM - HART-JOHNSON, Delane 4 yd pass from JONES, Sheriron (SHELLEY, Andrew kick), 9-80 3:20
4th	14:13	NM - WILLIAMS, Marcus 7 yd pass from JONES, Sheriron (JONES, Sheriron pass failed), 5-72 1:47
	12:26	LIBERTY - PICKETT, Peyton 4 yd run (PEART, Aaron kick), 5-75 1:47
	08:03	NM - OWENS, Tyrone 31 yd pass from JONES, Sheriron (SHELLEY, Andrew kick), 3-73 0:45
	05:07	NM - OWENS, Tyrone 3 yd run (SHELLEY, Andrew kick), 5-45 1:06
	01:02	LIBERTY - PEART, Aaron 22 yd field goal, 9-75 4:05

	LIBERTY	NM
FIRST DOWNS	23	24
RUSHES-YARDS (NET)	43-96	37-211
PASSING YDS (NET)	472	369
Passes Att-Comp-Int	47-27-1	41-21-4
TOTAL OFFENSE PLAYS-YARDS	90-568	78-580
Fumble Returns-Yards	0-0	0-0
Punt Returns-Yards	3-54	3-26
Kickoff Returns-Yards	2-28	5-68
Interception Returns-Yards	4-20	1-1
Punts (Number-Avg)	7-41.7	5-39.8
Fumbles-Lost	0-0	1-0
Penalties-Yards	3-30	6-57
Possession Time	33:56	26:04
Third-Down Conversions	10 of 23	6 of 15
Fourth-Down Conversions	2 of 3	0 of 1
Red-Zone Scores-Chances	7-7	5-6
Sacks By: Number-Yards	2-12	1-8

RUSHING: Liberty-HICKSON, Frankie 27-65; PICKETT, Peyton 12-39; FOUTZ, Zac 1-1; KING, Damian 1-1; CALVERT, Stephen 2-20; OWENS, Tyrone 15-93; JONES, Sheriron 6-44; TUIOTI, Tevaka 3-42; LILLY, Elijah 2-22; DAVIS, Ahmari 9-18; TEAM 1-ginus 4; SHULER, Zahneer 1-ginus 4.

PASSING: Liberty-CALVERT, Stephen 24-41-1-417; CUNNINGHAM, Mason 2-5-0-16; STUBBS, DJ 1-1-0-39. New Mexico-JONES, Sheriron 15-27-3-312; TUIOTI, Tevaka 6-14-1-57.

RECEIVING: Liberty-GANDY-GOLDEN, Antonio 11-245; FARRROW, B.J. 7-122; STUBBS, DJ 3-20; FOUTZ, Zac 2-53; KING, Damian 2-23; HICKSON, Frankie 1-5; SHAA, Kevin 1-4. New Mexico-HART-JOHNSON, Delane 5-83; LILLY, Elijah 3-57; WILLIAMS, Marcus 3-32; SOMOYE, Anu 2-36; OWENS, Tyrone 2-34; HARRIS, Emmanuel 2-27; REED, Patrick 1-79; GRIFFIN IV, Jay 1-13; UMEH, Anselm 1-6; DAVIS, Ahmari 1-2.

INTERCEPTIONS: Liberty-STEELE, Isaac 2-20; WILSON, Bejour 1-0; BENTON, Elijah 1-0. New Mexico-BARNWELL Jr, Stanley 1-1.

FUMBLES: Liberty-None. New Mexico-TEAM 1-0.

Liberty (2-2) vs. New Mexico (2-2)
Date: Sep 29, 2018 • Site: Albuquerque, N.M. • Stadium: Dreamstyle Stadium
Attendance: 18804



50 Game 5: 10/6/2018
Las Vegas, Nev.
14 Att: 18,949



18 Game 6: 10/13/2018
Fort Collins, Colo.
20 Att: 36,514

LAS VEGAS, Nev. --- The New Mexico Lobos poured on the juice in the second quarter, exploding for 29 points as the Lobos raced past UNLV in Las Vegas 50-14. The win moved UNM to 3-2 on the season and to 1-0 in the league as the Lobos will now head for another conference road tilt, this at Colorado State.

Both teams were missing its opening day quarterbacks, but UNM's Sheriron Jones, who has played in every game this season, was stellar while UNM's defense made life miserable for UNLV's Max Gilliam. After a feeling out process in the opening quarter, UNM went to work, taking advantage of an Evahelotu Tohi interception of Gilliam that gave UNM the ball at the Rebel 14. On the first play of the second quarter, Zahneer Shuler scored from the 1-yard line to give UNM a 6-0 lead after the extra point was blocked.

That TD opened the floodgates as UNM's defense forced three-and-outs and Jones made the Rebels pay. Tyrone Owens made it 12-0 with a 1-yard run, and Andrew Shelley made it 15-0 with a career-long 44-yard field goal. From then on it was all Sheriron Jones. First, he hit Elijah Lilly on the top for a 74-yard touchdown with 2:56 to go in the opening half, making it 22-0. UNM got the ball back with just 1:14 left, but Jones led a quick drive, gaining 25 yards with his feet and then hitting Anselem Umeh with a perfect pass in the end zone to make it 29-0 with just 17 seconds left in the half.

It was more Jones in the third quarter as on third down he found Emmanuel Harris for a 33-yard touchdown, and then in the fourth quarter after a punt, Jones recorded a fourth touchdown pass with a fade to Delane Hart-Johnson in the end zone. That followed a special teams miscue by UNLV as Tyson Dyer's hit a Rebel in the back, and Dylan Horton fell on the ball for a fumble recovery.

The only blemishes were a pair of fourth quarter touchdowns on drives that were both extended by fourth down pass interference penalties. However, those were it for UNLV highlights as UNM's defense was lights out.

The team recorded eight three-and-outs and UNLV didn't cross the 100-yard mark until there was just 7:02 left in the fourth quarter. UNM's defense recorded a season-high five sacks, including two by Cody Baker and a one by Rhashaun Epting, giving him 5.5 on the season.

Jones became the first quarterback in school history to throw for four touchdown passes in back-to-back games, and he raised his season total to 10 overall. He totaled 322 yards of total offense with 250 passing and 72 rushing.

The win was the largest road conference win for the Lobos in 46 years, and it moved UNM into an early first place tie in the league standings.

UNM achieved near perfect balance offensively, with the Lobos rushing for 252 yards and passing for 250. UNM won the turnover battle 2-1, and converted both into touchdowns while UNLV couldn't turn its one takeaway into points.

FORT COLLINS, Colo. --- Wyatt Bryan of Colorado State atoned for a shocking 18-yard missed field goal by just squeaking in a 26-yarder with no time remaining as Colorado State nipped New Mexico 20-18 at the wire at Canvas Stadium in front of a sell-out crowd. The field goal extended Colorado State's winning streak over UNM to nine straight, and this might have been the toughest of those to take.

New Mexico bounced back from a 14-3 halftime deficit on the arm of quarterback Sheriron Jones, who was masterful again, going 12-for-20 for 165 yards and two touchdowns without a turnover.

After forcing CSU to punt twice to open the second half, Jones led UNM on an 80-yard drive. Tyrone Owens opened it with an 18-yard run, and then Elijah Lilly went 20 yards on a short pass from Jones. Two more rushes put the ball at the 23, where Jones hit Lilly on a swing pass and Lilly turned on the jets for a 23-yard touchdown. UNM hit the extra point, but an offside penalty moved the ball closer, and head coach Bob Davie went for two and got it when Jones dove in to make it 14-11.

Colorado State answered with a 22-yard field goal from Bryan. After both teams punted, Marcus Hayes set up UNM's next drive with a 53-yard punt return to the Ram 12-yard line. Three plays later Jones hit Delane Hart-Johnson, who leapt over two defenders for a 5-yard score, and Andrew Shelley's extra point made it 18-17 UNM.

After a punt with 8:37 to go, CSU drove 59 plays in 6:08 to set up a chip shot field goal of 18 yards. Sitting at second and goal, Michael Sewell, Jr. made a stop inches from the goal line, and then Nahje Flowers and Evahelotu Tohi made a stop on Izzy Matthews at the goal line. That forced an 18-yard field goal that was missed.

UNM then couldn't get a first down to seal the game. UNM ran it twice to make CSU use timeouts, and on third and five, Jones looked for Jeffrey Jones, Jr, but the connection couldn't be made under tight coverage. CSU then moved down the field, getting a key 12-yard run on second down to get into field goal range. Bryan came on with three seconds left, and his kick started wide but sliced back in for the win.

Things looked bad early as on the second play from scrimmage, Tyrone Owens was hit in the backfield and lost the ball with Tre Thomas sliding on it just before the ball went out of bounds, giving the Rams the ball at the Lobo 12. CSU converted that turnover into points two plays later when K.J. Carta-Samuels hit Preston Williams for a 5-yard score just 1:10 into the game.

New Mexico and CSU both didn't get much going offensively in the opening half, but UNM twice got the ball inside the 6-yard line and could only come away with three points. Down 7-0 in the second quarter, UNM had 3rd-and-2 at the 5-yard line, but Tyrone Owens picked up just a yard on third down, and then Zahneer Shuler was short on the fourth-and-1 attempt, giving the ball back to CSU.

The Rams then went on their only sustained drive of the first half, covering 96 yards on 16 plays. On the drive, CSU twice converted third downs, and on a near identical fourth-and-1 at the Lobo 4, Izzy Matthews just did get the first down up the middle. Two plays later K.J. Carta-Samuels faked a hand-off and fooled everyone for a 1-yard naked bootleg touchdown to make it 14-0.

UNM did respond, getting a 52-yard pass from Jones to Anselem Umeh to the CSU 6-yard line, but UNM could go no further, and Andrew Shelley got UNM on the board with a 29-yard field goal.

Box Score (Final)
2018 New Mexico Lobo Football
New Mexico vs UNLV (Oct 06, 2018 at Las Vegas, NV)

Score by Quarters	1	2	3	4	Total
New Mexico	0	29	7	14	50
UNLV	0	0	0	14	14

Qtr	Time	Scoring play
2nd	14:57	NM - SHULER, Zahneer 1 yd run (SHELLEY, Andrew kick blocked), 5-14 2:16
	09:34	NM - OWENS, Tyrone 1 yd run (SHELLEY, Andrew kick failed), 8-56 3:44
	04:37	NM - SHELLEY, Andrew 43 yd field goal, 7-13 3:26
	02:56	NM - LILLY, Elijah 74 yd pass from JONES, Sheriron (SHELLEY, Andrew kick), 2-65 0:40
	00:17	NM - UMEH, Anselem 26 yd pass from JONES, Sheriron (SHELLEY, Andrew kick), 5-60 0:56
3rd	02:25	NM - HARRIS, Emmanuel 33 yd pass from JONES, Sheriron (SHELLEY, Andrew kick), 10-89 5:11
4th	14:46	UNLV - PRESLEY, Brandon 19 yd pass from GILLIAM, Max (PANTEL, Evan kick), 9-75 2:39
	11:07	NM - HART-JOHNSON, Delane 11 yd pass from JONES, Sheriron (SHELLEY, Andrew kick), 1-11 0:06
	07:57	NM - SHULER, Zahneer 2 yd run (SHELLEY, Andrew kick), 7-35 2:33
	04:43	UNLV - WOODS JR., D. 11 yd pass from GILLIAM, Max (PANTEL, Evan kick), 11-80 3:07

	NM	UNLV
FIRST DOWNS	25	13
RUSHES-YARDS (NET)	60-252	27-43
PASSING YDS (NET)	250	123
Passes Att-Comp-Int	21-13-0	35-15-1
TOTAL OFFENSE PLAYS-YARDS	81-502	62-166
Fumble Returns-Yards	0-0	0-0
Punt Returns-Yards	3-39	0-0
Kickoff Returns-Yards	0-0	2-27
Interception Returns-Yards	1-35	0-0
Punts (Number-Avg)	4-29.0	9-42.0
Fumbles-Lost	3-1	4-1
Penalties-Yards	3-40	3-25
Possession Time	36:48	23:12
Third-Down Conversions	10 of 17	3 of 15
Fourth-Down Conversions	1 of 1	1 of 2
Red-Zone Scores-Chances	5-6	2-2
Sacks By: Number-Yards	5-34	0-0

RUSHING: New Mexico-JONES, Sheriron 9-72; SHULER, Zahneer 10-53; OWENS, Tyrone 17-41; DAVIS, Ahmari 9-20; LILLY, Elijah 1-19; VIGILANT, Daevon 4-18; REED, Patrick 5-10; GRIFFIN IV, Jay 1-9; HALL, Trae 1-6; JONES, Javohn 3-4. UNLV-THOMAS, L. 6-36; WILLIAMS, C. 9-31; HICKEN, Hayes 1-14; COLLINS, Tyleek 1-3; CAMPBELL, X. 1-2; GILLIAM, Max 9-minus 43.

PASSING: New Mexico-JONES, Sheriron 13-20-0-250; TEAM 0-1-0-0. UNLV-GILLIAM, Max 15-35-1-123.

RECEIVING: New Mexico-HART-JOHNSON, Delane 6-80; GRIFFIN IV, Jay 3-30; LILLY, Elijah 1-74; HARRIS, Emmanuel 1-33; UMEH, Anselem 1-26; WILLIAMS, Marcus 1-7. UNLV-PRESLEY, Brandon 4-53; WOODS JR., D. 3-37; THOMAS, L. 3-1; STEVENSON, Mekhi 2-15; KEYS, Kendal 1-11; FAUOLO, Giovanni 1-4; COLLINS, Tyleek 1-2.

INTERCEPTIONS: New Mexico-TOHI, Evahelotu 1-35. UNLV-None.

FUMBLES: New Mexico-REED, Patrick 2-0; GRIFFIN IV, Jay 1-1. UNLV-GILLIAM, Max 3-0.

New Mexico (3-2, 1-0) vs. UNLV (2-3, 0-1)
Date: Oct 06, 2018 • Site: Las Vegas, NV • Stadium: Sam Boyd Stadium
Attendance: 18949

Kickoff time: 1:08 pm • End of Game: 4:02 • Total elapsed time: 2:54
Officials: Referee: M. VanderVelde; Umpire: Rico Orsot; Linesman: Bill Scott;
Line judge: Mark Estermyer; Back judge: Robert Lewis; Field judge: Gabriel DeLeon;
Side judge: Steve Meiman; Center judge: Gred Reid;
Temperature: 77 • Wind: N 8MPH • Weather: Cloudy

Box Score (Final)
2018 New Mexico Lobo Football
New Mexico vs Colorado State (Oct 13, 2018 at Fort Collins, Colo.)

Score by Quarters	1	2	3	4	Total
New Mexico	0	3	8	7	18
Colorado State	7	7	3	3	20

Qtr	Time	Scoring play
1st	13:50	CS - WILLIAMS, P. 5 yd pass from CARTA-SAMUELS (BRYAN, W. kick), 2-12 0:27
2nd	04:24	CS - CARTA-SAMUELS 1 yd run (BRYAN, W. kick), 16-96 7:31
	01:12	NM - SHELLEY, Andrew 29 yd field goal, 7-65 3:02
3rd	07:07	NM - LILLY, Elijah 23 yd pass from JONES, Sheriron (JONES, Sheriron rush), 5-80 1:42
	02:35	CS - BRYAN, W. 22 yd field goal, 8-71 4:32
4th	13:01	NM - HART-JOHNSON, Delane 5 yd pass from JONES, Sheriron (SHELLEY, Andrew kick), 3-12 1:13
	00:00	CS - BRYAN, W. 26 yd field goal, 11-65 2:01

	NM	CS
FIRST DOWNS	15	24
RUSHES-YARDS (NET)	35-134	41-112
PASSING YDS (NET)	165	311
Passes Att-Comp-Int	20-12-0	42-24-0
TOTAL OFFENSE PLAYS-YARDS	55-299	83-423
Fumble Returns-Yards	0-0	0-0
Punt Returns-Yards	2-56	1-15
Kickoff Returns-Yards	3-60	1-23
Interception Returns-Yards	0-0	0-0
Punts (Number-Avg)	6-44.5	6-54.8
Fumbles-Lost	2-1	0-0
Penalties-Yards	5-45	10-65
Possession Time	23:23	36:37
Third-Down Conversions	3 of 11	7 of 18
Fourth-Down Conversions	0 of 1	1 of 1
Red-Zone Scores-Chances	2-3	4-5
Sacks By: Number-Yards	2-11	3-12

RUSHING: New Mexico-OWENS, Tyrone 18-65; JONES, Sheriron 9-35; SHULER, Zahneer 5-20; HARRIS, Emmanuel 2-15; REED, Patrick 1-minus 1. Colorado State-MATTHEWS, I. 26-92; KINSEY JR., M. 7-19; MCELROY, M. 1-4; MCBRIDE, T. 2-3; CARTA-SAMUELS 4-minus 2; TEAM 1-minus 4.

PASSING: New Mexico-JONES, Sheriron 12-20-0-165. Colorado State-CARTA-SAMUELS 24-42-0-311.

RECEIVING: New Mexico-LILLY, Elijah 3-50; HART-JOHNSON, Delane 3-36; UMEH, Anselem 2-66; OWENS, Tyrone 2-11; JONES, Jeffrey 1-3; GRIFFIN IV, Jay 1-minus 1. Colorado State-WILLIAMS, P. 9-93; JOHNSON, O. 5-81; JACKSON, W. 4-69; BUTLER, C. 4-42; HALL, N. 1-16; MATTHEWS, I. 1-10.

INTERCEPTIONS: New Mexico-None. Colorado State-None.

FUMBLES: New Mexico-OWENS, Tyrone 2-1. Colorado State-None.

New Mexico (3-3, 1-1) vs. Colorado State (3-4, 2-1)
Date: Oct 13, 2018 • Site: Fort Collins, Colo. • Stadium: Canvas Stadium
Attendance: 36514

Kickoff time: 2 p.m. • End of Game: 5:19 pm • Total elapsed time: 3:16
Officials: Referee: C. Castleberry; Umpire: Mark Warner; Linesman: John Braun;
Line judge: K. Deterding; Back judge: D. Aultman; Field judge: Scott Gaines;
Side judge: A. Flemming; Center judge: Chris Tallent;
Temperature: • Wind: • Weather:



38 Game 7: 10/20/2018
Albuquerque, N.M.
7 Att: 16,708



19 Game 8: 10/27/2018
Logan, Utah
61 Att: 16,119

ALBUQUERQUE, N.M. --- Fresno State was able to handle UNM's offense, and several drives that started in great field position paved the way for the Bulldogs to win their seventh straight game against New Mexico, taking a 38-7 decision over the Lobos. The loss dropped UNM to 1-2 in the Mountain West and 3-4 overall while Fresno State stayed undefeated in league play at 3-0 and 6-1 overall, earning bowl eligibility for the second straight year.

Fresno State twice started drives in UNM territory, and consistently had UNM starting far away from the goal line. UNM's best starting position was its own 29-yard line, and seven of its first eight drives started at the 25 or in.

UNM looked to be in business on its first drive, but Delane Hart-Johnson's 43-yard catch to the Fresno State 16 was wiped out on an offensive pass interference call, and it was a sign of things to come. The defense held on Fresno State's opening drive, forcing a missed field goal, but the Lobos only mustered one first down in the opening quarter.

After the Bulldogs opened the scoring with a 30-yard field goal, UNM was forced to start at its own 4-yard line after a bizarre call in which Elijah Lilly attempted to return a kickoff off, but the play was whistled dead when Emmanuel Harris signaled to his blockers that the ball would be returned and it was interpreted as a fair catch. That was really the sign of things to come.

Ronnie Rivers scored on a 16-yard run with 18 seconds left in the opening quarter to make it 10-0, and he did it again from the 1-yard line to make it 17-0 in the second. UNM got on the board with 57 seconds left when Elijah Lilly caught a pass from Sheriron Jones and cruised it in to make it 17-7. However, UNM couldn't keep it there before halftime. After a short pass, UNM was whistled for two personal fouls on the same play, moving the ball 30 yards and well into UNM territory. Marcus McMarilyon then hit Keesan Johnson for a 34-yard touchdown, answering with a touchdown in just 21 seconds, making it 24-7 at the break.

The Bulldogs put it away in the second half, scoring on both third quarter drives, the first a 15-yard pass from McMarilyon to Johnson and the second a 23-yard pass from McMarilyon to Ronnie Rivers.

The Lobos were bit by the penalty bug. UNM was whistled for nine personal fouls before finally getting a 5-yard false start. Twice UNM picked up two personal fouls on the same play, and a targeting ejection.

In what portended to a fitting end, the Lobos drove from their own 17 all the way down to the Fresno State 3-yard line, facing fourth and goal with 14 seconds left. On fourth, Jones threw over the middle to a wide-open Hart-Johnson. Hart-Johnson shook his defender, but as he was catching the pass, the umpire couldn't avoid the play, in effect breaking the pass up and denying UNM a touchdown.

The Lobos will face a second straight one-loss team as UNM travels to Logan, Utah to face the first-place team in the Mountain Division in 6-1 Utah State. That game will be on Stadium/Facebook and it will take place at 2 p.m. at Maverik Stadium.

LOGAN, Utah --- New Mexico had a chance to take a 10-7 lead on a pass to Elijah Lilly in the end zone, but Utah State's Shaq Bond picked it off and then went 100-yards for a score to give Utah State a 14-3 lead, and that opened the floodgates as the Aggies rolled to a 61-19 win at Maverik Stadium. The loss was New Mexico's third straight and drops UNM to 3-5 overall and 1-3 in the Mountain West. The win was Utah State's seventh straight.

The Lobos opened the game up by pitching a three-and-out with a pair of pass break-ups, from Jalin Burrell and Marcus Hayes. UNM then stalled at the Aggie 36-yard line, but rookie kicker Andrew Shelley hammered home a 53-yard field goal, the second-longest in school history. That gave UNM a 3-0 lead.

The Aggies went down the field, covering 82 yards for a 7-3 lead, but UNM drove right back. UNM got a key third-down conversion on a 30-yard pass from Sheriron Jones to Delane Hart-Johnson, and then UNM got runs by Ahmari Davis, Tyrone Owens and Zahneer Shuler to put the ball on the 10-yard line. From there, Jones went for Lilly, who had a step on Bond, but Jones' pass was a little behind, and then Bond zigged and zagged his way to a touchdown.

From there, the wheels fell off as Utah State scored on five straight drives with quarterback Jordan Love throwing for four TDs and running for another. Three of those touchdown drives took less than a minute. The final touchdown was Love's 1-yard run on fourth-and-goal and made it 49-3.

The Lobo defense did get a score of their own as Jermane Conyers recorded UNM's first safety in three years when he tackled Darwin Thompson in the end zone after a fumble.

Jones went 10-for-25 passing for 110 yards but three costly interceptions. He was replaced in the third quarter by Coltin Gerhart, who entered the season as UNM's No. 2 quarterback but got hurt on his lone series in the season opener. This was his first game back and he played well. He threw his first touchdown pass of the season, hitting Brayden Dickey for nine yards. UNM also scored a touchdown when Evahelotu Tohi recovered a fumble and scored from 18 yards out. Both Gerhart and Jones threw for 110 yards.

Box Score (Final)
2018 New Mexico Lobo Football
Fresno State vs New Mexico (Oct 20, 2018 at Albuquerque, N.M.)

Score by Quarters	1	2	3	4	Total
Fresno State	10	14	14	0	38
New Mexico	0	7	0	0	7

Qtr	Time	Scoring play
1st	02:48	FS - FULLER, Asa 30 yd field goal, 10-44 4:10
	00:18	FS - RIVERS, Ronnie 16 yd run (FULLER, Asa kick), 3-46 1:04
2nd	03:29	FS - RIVERS, Ronnie 1 yd run (FULLER, Asa kick), 8-26 4:38
	00:57	NM - LILLY, Elijah 16 yd pass from JONES, Sheriron (SHELLEY, Andrew kick), 7-71 2:24
	00:36	FS - JOHNSON, KeeSean 34 yd pass from MCMARYION, Marcus (FULLER, Asa kick), 3-75 0:21
3rd	08:32	FS - JOHNSON, KeeSean 15 yd pass from MCMARYION, Marcus (FULLER, Asa kick), 14-75 6:28
	03:58	FS - RIVERS, Ronnie 23 yd pass from MCMARYION, Marcus (FULLER, Asa kick), 4-80 2:00

	FS	NM
FIRST DOWNS	29	19
RUSHES-YARDS (NET)	44-153	33-148
PASSING YDS (NET)	280	132
Passes Att-Comp-Int	30-20-0	32-15-1
TOTAL OFFENSE PLAYS-YARDS	74-433	65-280
Fumble Returns-Yards	0-0	0-0
Punt Returns-Yards	3-28	1-3
Kickoff Returns-Yards	0-0	3-25
Interception Returns-Yards	1-0	0-0
Punts (Number-Avg)	4-43.2	8-47.1
Fumbles-Lost	0-0	1-0
Penalties-Yards	6-35	8-110
Possession Time	37:42	22:18
Third-Down Conversions	9 of 16	5 of 14
Fourth-Down Conversions	1 of 1	0 of 1
Red-Zone Scores-Chances	4-4	1-2
Sacks By: Number-Yards	0-0	1-4

RUSHING: Fresno State-RIVERS, Ronnie 11-48; MIMS, Jordan 11-41; HOKIT, Josh 12-35; O'NEAL, Dejonte 4-13; MCMARYION, Marcus 4-12; GRIM, Derrion 1-4; TEAM 1-0. New Mexico-OWENS, Tyrone 19-83; JONES, Sheriron 10-42; DAVIS, Ahmari 2-20; HARRIS, Emmanuel 1-2; SHULER, Zahneer 1-1.

PASSING: Fresno State-MCMARYION, Marcus 20-30-0-280. New Mexico-JONES, Sheriron 15-32-1-132.

RECEIVING: Fresno State-JOHNSON, KeeSean 8-149; RIVERS, Ronnie 4-69; RICE, Jared 3-22; JORDAN, Jamire 2-26; HOKIT, Josh 2-9; COLEMAN, Chris 1-5. New Mexico-REED, Patrick 3-28; HART-JOHNSON, Delane 3-25; UMEH, Anselm 2-44; HARRIS, Emmanuel 2-15; GRIFFIN IV, Jay 2-minus 1; LILLY, Elijah 1-14; WILLIAMS, Marcus 1-7; DICKEY, Brayden 1-0.

INTERCEPTIONS: Fresno State-BELL, Mike 1-0. New Mexico-None.

FUMBLES: Fresno State-None. New Mexico-JONES, Sheriron 1-0.

Fresno State (6-1,3-0) vs. New Mexico (3-4,1-2)
Date: Oct 20, 2018 • Site: Albuquerque, N.M. • Stadium: Dreamstyle Stadium
Attendance: 16708

Kickoff time: 5:32 pm • End of Game: 8:45 pm • Total elapsed time: 3:13
Officials: Referee: Reggie Smith; Umpire: M. Fitzgerald; Linesman: Rick Smith;
Line judge: Scott Reilly; Back judge: Joel Wetzel; Field judge: Randy Smith;
Side judge: Richard Corona; Center judge: Daniel Scanlan;
Temperature: 67F • Wind: 13 MPH • Weather: Nice but breezy

Box Score (Final)
2018 New Mexico Lobo Football
New Mexico vs Utah State (Oct 27, 2018 at Logan, Utah)

Score by Quarters	1	2	3	4	Total
New Mexico	3	2	14	0	19
Utah State	28	24	9	0	61

Qtr	Time	Scoring play
1st	12:40	NM - SHELLEY, Andrew 53 yd field goal, 7-28 1:45
	10:18	USU - THOMPSON, D. 3 yd run (EBERLE, Dominik kick), 8-87 2:16
	06:13	USU - BOND, Shaq 100 yd interception return (EBERLE, Dominik kick)
	02:21	USU - NATHAN, Jordan 17 yd pass from LOVE, Jordan (EBERLE, Dominik kick), 6-69 1:19
	00:58	USU - TARVER, R. 28 yd pass from LOVE, Jordan (EBERLE, Dominik kick), 3-72 0:27
2nd	14:07	USU - TERRELL, Carson 29 yd pass from LOVE, Jordan (EBERLE, Dominik kick), 4-70 0:54
	11:33	USU - RAYMOND, Dax 19 yd pass from LOVE, Jordan (EBERLE, Dominik kick), 4-74 0:59
	05:21	USU - LOVE, Jordan 1 yd run (EBERLE, Dominik kick), 13-80 5:14
	02:28	NM - CONYERS, Jermane safety
	00:00	USU - EBERLE, Dominik 34 yd field goal, 10-75 1:22
3rd	13:51	USU - EBERLE, Dominik 27 yd field goal, 4-1 0:41
	12:17	USU - EBERLE, Dominik 28 yd field goal, 4-3 1:27
	10:00	NM - DICKEY, Brayden 9 yd pass from GERHART, Coltin (OWENS, Tyrone pass from GERHART, Coltin)
	02:35	USU - EBERLE, Dominik 18 yd field goal, 12-77 7:20
	00:33	NM - TOHI, Evahelotu 18 yd fumble recovery (GERHART, Coltin pass failed)

	NM	USU
FIRST DOWNS	13	30
RUSHES-YARDS (NET)	30-71	49-188
PASSING YDS (NET)	220	516
Passes Att-Comp-Int	37-18-4	42-30-0
TOTAL OFFENSE PLAYS-YARDS	67-291	91-704
Fumble Returns-Yards	1-18	1-20
Punt Returns-Yards	0-0	2-4
Kickoff Returns-Yards	2-33	2-35
Interception Returns-Yards	0-0	4-107
Punts (Number-Avg)	8-46.6	24-25.2
Fumbles-Lost	1-1	4-3
Penalties-Yards	3-35	6-43
Possession Time	23:42	36:18
Third-Down Conversions	5 of 15	11 of 18
Fourth-Down Conversions	0 of 1	1 of 1
Red-Zone Scores-Chances	1-2	8-8
Sacks By: Number-Yards	1-5	1-8

RUSHING: New Mexico-OWENS, Tyrone 12-38; SHULER, Zahneer 9-27; DAVIS, Ahmari 2-11; LILLY, Elijah 1-2; VIGILANT, Daevon 1-minus 1; GERHART, Coltin 2-minus 2; JONES, Sheriron 3-minus 4. Utah State-BRIGHT, Gerold 8-57; HERVEY, Justen 9-29; THOMPSON, D. 7-26; WALKER JR, M. 6-18; ALLEN, Eltoro 5-18; COLOMBI, Henry 4-18; LOVE, Jordan 4-15; VAUGHNS, Aaren 1-9; Team 1-minus 2.

PASSING: New Mexico-JONES, Sheriron 10-25-3-110; GERHART, Coltin 8-12-1-110. Utah State-LOVE, Jordan 23-34-0-448; COLOMBI, Henry 7-8-0-68.

RECEIVING: New Mexico-MOLINA, Aaron 3-49; LILLY, Elijah 3-31; GRIFFIN IV, Jay 3-30; HART-JOHNSON, Delane 2-42; VIGILANT, Daevon 2-27; WILLIAMS, Marcus 2-17; SOMOYE, Anu 2-15; DICKEY, Brayden 1-9. Utah State-TARVER, R. 7-112; GREENE, Jalen 4-108; VAUGHNS, Aaren 3-63; THOMPSON, D. 2-17; NATHAN, Jordan 2-39; SCARVER, Savon 2-16; NELSON, DJ 2-15; COMPTON, Taylor 2-11; TERRELL, Carson 1-29; RAYMOND, Dax 1-19; HERVEY, Justen 1-13; BRIGHT, Gerold 1-9; THOMPSON, D. 1-7; ALLEN, Eltoro 1-4.

INTERCEPTIONS: New Mexico-None. Utah State-BOND, Shaq 1-100; LEE, Logan 1-7; WILLIAMS, D.J. 1-0.

FUMBLES: New Mexico-ROGERS, De'John 1-1. Utah State-ALLEN, Eltoro 2-2; THOMPSON, D. 1-0; COLOMBI, Henry 1-1.

New Mexico (3-5,1-3) vs. Utah State (7-1,4-0)
Date: Oct 27, 2018 • Site: Logan, Utah • Stadium: Maverik Stadium
Attendance: 16,119



31 Game 9: 11/3/2018
Albuquerque, N.M.
23 Att: 14,646



24 Game 10: 11/10/2018
Colorado Springs, Col.
42 Att: 23,723

ALBUQUERQUE, N.M. --- San Diego State scored 17 points over the final 7:29, getting a beneficial re-play reversal that wiped out a Lobo first down, and the Aztecs snatched a 31-23 win against the Lobos, sending UNM to a fourth-straight loss. UNM must now win its final three games, at Air Force, and at home against Boise State and Wyoming, to become bowl eligible.

UNM struggled throughout the game on offense, recording a season-low 142 yards, including just 41 yards passing. Yet, UNM led nearly the whole game, thanks to three fumble recoveries for the second straight week.

UNM's Adebayo Soremekun had a huge game with two fumble recoveries, a sack and a touchdown. That touchdown opened the scoring as he recovered a fumble by quarterback Ryan Agnew and raced untouched 44 yards for a touchdown to make it 7-0. The Aztecs answered quickly with an extended 14-play, 75-yard drive with Chase Jasmin scoring from 5 yards out.

The only other first half score was set up by Soremekun again, who recovered a Juwan Washington fumble in Aztec territory, and that was eventually converted into an Andrew Shelley field goal of 41 yards, and UNM led 10-7 at the break.

SDSU retook the lead in the third quarter when Washington took a pitch and raced 34 yards to make it 14-10. A third fumble recovery, this by Rhashaun Epting, set UNM to retake the lead. D'Angelo Ross stripped Jordan Byrd and Epting recovered at the Aztec 13-yard line. Coltin Gerhart converted that into a 12-yard touchdown pass to Anselem UmeH. The extra point was blocked, which turned into a big deal later, making it 16-14. It stayed that way into the fourth quarter, when UNM went on its longest drive of the game, culminating in a ridiculous one-handed touchdown catch by Delane Hart-Johnson, making it 23-14 with 10:07 to go.

However, SDSU had answers. The Aztecs, behind Christian Chapman, who returned from injury along with Washington, led a 5-play drive to get SDSU right back in it, including a key completion after a 10-yard sack by Erin Austin. Kahale Warring scored from 19 yards out to make it 23-21 with 7:29 to go.

UNM took over on it's 25, and was still there on third down when Gerhart hit a sliding Delane Hart-Johnson for an apparent first down, but the play was reviewed, and the play was overruled, forcing UNM to punt instead of a first down at midfield. That was compounded when Tyson Dyer's punt was returned 34 yards to a Lobo 41.

That set up a short drive and John Baron II, who drilled a 32-yard field goal with 2:56 left for a 24-23 lead. Gerhart was then picked off, and it looked like SDSU would just run the clock out, but Washington ended up scoring with 1:52 left in the game on a 50-yard touchdown, leaving UNM within eight points.

However, the Lobos couldn't get a first down, and from there SDSU ran out the clock.

COLORADO SPRINGS, Colo. --- Air Force rushed for 478 yards, the most allowed by UNM all season, and the Falcons took advantage of two big third quarter turnovers to turn a four-point game into a big lead as the Falcons kept their bowl hopes alive with a 42-24 win at Falcon Stadium. The Lobos will officially not qualify for a bowl for a second straight season.

The Lobos once again recovered three fumbles, and once again returned one for a touchdown, but it just wasn't enough of an answer to an Air Force offense that only punted twice in the game.

The Falcons opened up a 14-0 lead on the strength of a pair of touchdowns on the ground, one to open the game from Christian Mallard and then a second quarter score from DJ Hammond III. The Lobos answered behind Sheriron Jones, who entered in relief of Coltin Gerhart. Zahneer Shuler tumbled over from three yards out for cut the lead in half, and then Dawvon Vigilant scored his first career touchdown, tying the game at 14 apiece with 2:40 left in the half.

Air Force responded with a touchdown just 70 seconds later, as Kadin Remsberg scored from 54 yards out with just 1:30 to go, but Jones led UNM right back with Andrew Shelley kicking a 21-yard field goal before the half to make it 21-17 Falcons, but UNM getting the ball to start the third quarter.

That proved problematic as UNM suffered two turnovers over a three-play stretch, both turning into Air Force touchdowns to give the Falcons a commanding 35-17 lead. UNM got back in it on the strength of the leg of Tyson Dyer. Dyer blasted a school-record 84-yard punt, the longest in the FBS this season. That kick was downed at the one-yard line, and then on the next play, Adebayo Soremekun forced a fumble back into the end zone, and Jalin Burrell picked it up for his first career touchdown to make it 35-24 after three.

UNM than got another fumble recovery when Michael Sewell, Jr. stripped out a ball and Rhashaun Epting recovered, but the Lobos went three-and-out. Air Force then clinched the game with a 3-yard touchdown by Cole Fagan. UNM got just one possession after that.

Gerhart and Jones combined to go 13-for-18 passing for 186 yards. Delane Hart-Johnson had three catches, two highlight-reel variety, for 83 yards. Vigilant led the way with a career-best 67 yards.

Box Score (Final)
2018 New Mexico Lobo Football
San Diego State vs New Mexico (Nov 03, 2018 at Albuquerque, N.M.)

Score by Quarters	1	2	3	4	Total
San Diego State	7	0	7	17	31
New Mexico	7	3	6	7	23

Qtr	Time	Scoring play
1st	10:28	NM - SOREMEKUN, Adebayo 44 yd fumble recovery (SHELLEY, Andrew kick)
	03:35	SDSU - JASMIN, Chase 5 yd run (BARON, John kick), 14-75 6:53
	03:45	NM - SHELLEY, Andrew 41 yd field goal, 4-9 0:37
2nd	08:09	SDSU - WASHINGTON, J. 34 yd run (BARON, John kick), 2-43 0:33
3rd	02:15	NM - UMEH, Anselem 12 yd pass from GERHART, Coltin (SHELLEY, Andrew kick blocked), 2-13 0:42
4th	10:07	NM - HART-JOHNSON, Delane 4 yd pass from GERHART, Coltin (SHELLEY, Andrew kick), 11-57 6:14
	07:29	SDSU - WARRING, Kahale 19 yd pass from CHAPMAN, C. (BARON, John kick), 5-75 2:38
	02:56	SDSU - BARON, John 32 yd field goal, 5-26 2:36
	01:52	SDSU - WASHINGTON, J. 50 yd run (BARON, John kick), 2-53 0:55

	SDSU	NM
FIRST DOWNS	17	11
RUSHES-YARDS (NET)	40-161	37-101
PASSING YDS (NET)	240	41
Passes Att-Comp-Int	25-17-0	20-9-1
TOTAL OFFENSE PLAYS-YARDS	65-401	57-142
Fumble Returns-Yards	0-0	1-44
Punt Returns-Yards	4-54	2-12
Kickoff Returns-Yards	0-0	0-0
Interception Returns-Yards	1-2	0-0
Punts (Number-Avg)	6-42.7	8-43.5
Fumbles-Lost	3-3	1-0
Penalties-Yards	9-80	2-30
Possession Time	32:21	27:39
Third-Down Conversions	7 of 16	4 of 14
Fourth-Down Conversions	1 of 1	0 of 1
Red-Zone Scores-Chances	3-3	2-2
Sacks By: Number-Yards	6-28	3-16

RUSHING: San Diego State-WASHINGTON, J. 11-95; JASMIN, Chase 12-40; BELL, Chance 7-23; BYRD, Jordan 4-10; AGNEW, Ryan 3-6; TEAM 2-minus 3; CHAPMAN, C. 1-minus 10. New Mexico-VIGILANT, Daevon 11-45; OWENS, Tyrone 8-36; GERHART, Coltin 14-18; SHULER, Zahneer 4-2.

PASSING: San Diego State-CHAPMAN, C. 13-19-0-182; AGNEW, Ryan 4-6-0-58. New Mexico-GERHART, Coltin 9-20-1-41.

RECEIVING: San Diego State-WARRING, Kahale 5-61; WILSON, Tim 3-63; DEDEAUX, Ethan 2-38; MACKLIN, Isaiah 2-27; HOUSTON, Parker 2-17; KOTHE, Elijah 1-24; WASHINGTON, J. 1-6; BUSBEE, BJ 1-4. New Mexico-HART-JOHNSON, Delane 2-10; GRIFFIN IV, Jay 2-10; SHULER, Zahneer 2-2; UMEH, Anselem 1-12; LILLY, Elijah 1-12; OWENS, Tyrone 1-minus 5.

INTERCEPTIONS: San Diego State-BARCOO, Luq 1-2. New Mexico-None.

FUMBLES: San Diego State-BYRD, Jordan 1-1; WASHINGTON, J. 1-1; AGNEW, Ryan 1-1. New Mexico-SHULER, Zahneer 1-0.

San Diego State (7-2,4-1) vs. New Mexico (3-6,1-4)
 Date: Nov 03, 2018 • Site: Albuquerque, N.M. • Stadium: Dreamstyle Stadium
 Attendance: 14646

Kickoff time: 8:17 pm • End of Game: 11:32 • Total elapsed time: 3:15
 Officials: Referee: Cal McNeill; Umpire: Michael Henders; Linesman: Tim Crowley;
 Line judge: Steve Hoslett; Back judge: Alvin Moore; Field judge: Robert Asel;
 Side judge: Mario Seneca; Center judge: Tim Davis;
 Temperature: 50 • Wind: 4 MPH • Weather: Cool

Box Score (Final)
Gildan New Mexico Bowl
New Mexico vs Air Force (Nov 10, 2018 at USAF Academy, Colo.)

Score by Quarters	1	2	3	4	Total
New Mexico	0	17	7	0	24
Air Force	7	14	14	7	42

Qtr	Time	Scoring play
1st	10:34	AF - MALLARD, Christ 16 yd run (KOEHNKE, Jake kick), 10-75 4:26
2nd	13:48	AF - HAMMOND III, DJ 37 yd run (KOEHNKE, Jake kick), 4-68 1:24
	11:41	NM - SHULER, Zahneer 3 yd run (SHELLEY, Andrew kick), 5-71 2:00
	02:30	NM - VIGILANT, Daevon 11 yd run (SHELLEY, Andrew kick), 5-45 1:52
	01:40	AF - REMSBERG, Kadin 54 yd run (KOEHNKE, Jake kick), 4-75 0:50
	00:00	NM - SHELLEY, Andrew 21 yd field goal, 6-71 1:40
3rd	07:30	AF - WAGUESPACK, Kad 43 yd pass from HAMMOND III, DJ (KOEHNKE, Jake kick), 9-94 4:57
	04:46	AF - WAGUESPACK, Kad 9 yd pass from HAMMOND III, DJ (KOEHNKE, Jake kick), 4-21 1:55
	02:49	NM - BURRELL, Jalin 0 yd fumble recovery (SHELLEY, Andrew kick)
4th	10:01	AF - FAGAN, Cole 3 yd run (KOEHNKE, Jake kick), 6-75 2:59

	NM	AF
FIRST DOWNS	14	27
RUSHES-YARDS (NET)	36-119	67-478
PASSING YDS (NET)	186	145
Passes Att-Comp-Int	18-13-1	6-5-0
TOTAL OFFENSE PLAYS-YARDS	54-305	73-623
Fumble Returns-Yards	0-0	0-0
Punt Returns-Yards	0-0	1-5
Kickoff Returns-Yards	3-48	1-10
Interception Returns-Yards	0-0	1-0
Punts (Number-Avg)	7-50.1	2-43.0
Fumbles-Lost	2-1	4-3
Penalties-Yards	0-0	2-11
Possession Time	23:52	36:08
Third-Down Conversions	4 of 12	5 of 10
Fourth-Down Conversions	0 of 0	1 of 3
Red-Zone Scores-Chances	3-3	3-3
Sacks By: Number-Yards	0-0	5-42

RUSHING: New Mexico-VIGILANT, Daevon 12-67; OWENS, Tyrone 8-47; SHULER, Zahneer 3-19; LILLY, Elijah 1-3; JONES, Sheriron 6-minus 6; GERHART, Coltin 6-minus 11. Air Force-HAMMOND III, DJ 19-136; REMSBERG, Kadin 6-99; FAGAN, Cole 17-98; BIRDOW, Taven 13-85; SMITH, Andrew 2-26; MALLARD, Christ 2-18; SAUCIER, Joseph 2-8; PARTON, Colton 3-7; AMY, Garrett 1-3; STONER, Joshua 1-1; SANDERS, Gerad 1-minus 3.

PASSING: New Mexico-JONES, Sheriron 6-9-1-114; GERHART, Coltin 7-9-0-72. Air Force-HAMMOND III, DJ 5-6-0-145.

RECEIVING: New Mexico-HART-JOHNSON, Delane 3-83; UMEH, Anselem 3-77; GRIFFIN IV, Jay 2-8; WILLIAMS, Marcus 1-7; HARRIS, Emmanuel 1-4; VIGILANT, Daevon 1-4; OWENS, Tyrone 1-2; LILLY, Elijah 1-1. Air Force-WAGUESPACK, Kad 3-51; BENNETT, Marcus 1-54; LEWIS, Brandon 1-40.

INTERCEPTIONS: New Mexico-None. Air Force-THEIL, Grant 1-0.

FUMBLES: New Mexico-OWENS, Tyrone 1-1; GERHART, Coltin 1-0. Air Force-HAMMOND III, DJ 2-2; FAGAN, Cole 1-1; MALLARD, Christ 1-0.

New Mexico (3-7,1-5) vs. Air Force (4-6,2-4)
 Date: Nov 10, 2018 • Site: USAF Academy, Colo. • Stadium: Falcon Stadium
 Attendance: 23723

Kickoff time: 1:32 PM • End of Game: 4:40 • Total elapsed time: 3:08
 Officials: Referee: Kevin Boltmann; Umpire: Mark Warner; Linesman: Greg Downum;
 Line judge: Carlos Owens; Back judge: M. Aaronian; Field judge: S. Meloncon;
 Side judge: Dave Curshman; Center judge: Tyree Walton;



45 Game 11: 11/16/2018
Albuquerque, N.M.
14 Att: 16,883



31 Game 12: 11/24/2018
Albuquerque, N.M.
3 Att: 14,269

ALBUQUERQUE, N.M. --- A key second quarter turnover when UNM had the ball with a chance to tie turned into a critical defensive score for Boise State as the No. 23/24 Broncos seemingly turned every small Lobo mistake into points as they defeated New Mexico 45-14 at Dreamstyle Stadium. The loss spoiled the record-breaking night of Aaron Jenkins, who set the UNM games played and games started.

The Lobos played well, but every mistake the team made seemingly was magnified by the Broncos, who forced three turnovers in Lobo territory, turning all into points. The Broncos also took advantage of a roughing the kicker penalty to score another touchdown, and UNM missed a field goal. The three turnovers led to 21 points.

The Broncos scored on their first two possessions of the game as Sean Modster, who had a career-night with nine catches for 129 yards and three touchdowns, caught a pair of scoring tosses from Brett Rypien. The first was from 15 yards out at the 12:38 mark and the second was at the 2:21 mark of the opening quarter.

UNM was able to answer with an inventive drive that covered 75 yards. In it, UNM used both Sheriron Jones at quarterback, along with sophomore Bryson Carroll, who will redshirt the season, but was able to play due to the new rule allowing players to play up to four games. Carroll rushed twice to open the drive before Jones came in and completed it. The key play was a perfect pass to Delane Hart-Johnson that was ruled down just inches short of the goal line. Daevon Vigilant finished it off by crashing over from a yard out to make it 14-7.

UNM then got a defensive stop and set up shop at its 5-yard line after a Bronco punt, but on the second play, Zahneer Shuler was stripped of the ball by Desmond Williams, and he picked it up on the fly and scored from nine yards out to make it 21-7 Boise State.

UNM had a chance to cut into the lead, but missed its first field goal of the season, and Boise State responded with a field goal of their own just before halftime for a 24-7 lead. The Lobos, who had recovered three fumbles in three straight games, fumbled for a second time to open to second half, and BSU's Modster caught his third touchdown to cap that and make it 31-7.

The Lobos were able to cut into the lead when Marcus Hayes dazzled everyone with an electrifying 86-yard punt return for a touchdown, UNM's first punt return for a touchdown in 16 years. Hayes caught it at the 14-yard line, moved left, reversed field and was able to stay on his feet. He then cut up field and outraced everyone to the end zone.

UNM attempted an outside kick, but despite not getting it, the defense held. UNM's third turnover of the night, and first interception, led to an Alexander Mattison 41-yard touchdown run. The Broncos scored on an Andrew Van Buren 8-yard touchdown run with 1:14 left to cap the scoring.

ALBUQUERQUE, N.M. --- Wyoming's defense turned in a stifling effort, limiting New Mexico to just 83 yards of total offense, and the Cowboys rolled up 366 yards on the ground as the visitors from Laramie achieved bowl eligibility with a 31-3 win at Dreamstyle Stadium. The loss dropped UNM to 3-9 for the second straight season.

The Lobos couldn't muster anything on offense for most of the day, with UNM going just 3-for-17 passing between Sheriron Jones, who played the first half, and Coltin Gerhart, who played the second half. UNM had just 49 yards rushing and 34 passing and only six first downs, three in the opening quarter.

After Wyoming got out to a 7-0 lead on its opening drive, UNM finally got into a rhythm offensively on its third drive, which started at the Lobo 10 after a punt. UNM got a third down conversion from Zahneer Shuler and a 15-yard run from Jones, and the Lobos moved the ball to the Wyoming 40-yard line, but a pass to Dalene Hart-Johnson went incomplete on third-and-six and UNM punted the football away.

Wyoming pushed its lead to 14-0 on a Nico Evans 30-yard run, and the Cowboys got the ball back before an error gave UNM great field position. On a punt, Wyoming punter Dontae Crow dropped a snap, recovered and was tackled after a gain of five yards, giving the Lobos the ball at the Wyoming 31. A pass interference penalty set up UNM at the Wyoming 11-yard line, but the Lobos couldn't get it much closer than that. Andrew Shelley hit a 25-yard field goal to make it 14-3, and that's where it stood at the break.

UNM switched from Jones to Gerhart at quarterback, but things on offense didn't improve as UNM, which picked up 42 yards on 23 plays in the opening half, amassed just 41 yards on 28 plays in the second half. Wyoming put the game away with a 38-yard field goal by Cooper Rothe in the third quarter and then a pair of rushing touchdowns in the fourth. The first was from Austin Conway from 11 yards out, and the second was just 3:08 later on a Xazavian Holliday 20-yard run, his second score of the day.

Holliday ended the day with a career-best 192 yards rushing, and he was joined by Nico Evans, who had 142. Andrew Wingard finished the game with five tackles for Wyoming, and that gave him 454 for his career, tying the Mountain West career record for tackles, tying him with New Mexico linebacker Carmen Messina, who did it from 2008-11.

The game was Senior Day for the Lobos, who said good-bye to 22 seniors prior to kickoff.

Box Score (Final)
New Mexico Football
#23 Boise State vs New Mexico (Nov 16, 2018 at Albuquerque, N.M.)

Score by Quarters	1	2	3	4	Total
Boise State	14	10	7	14	45
New Mexico	0	7	0	7	14

Qtr	Time	Scoring play
1st	12:38	BSU - MODSTER, Sean 15 yd pass from RYPIEN, Brett (HOGGARTH, Haden kick), 6-75 2:22
	02:21	BSU - MODSTER, Sean 16 yd pass from RYPIEN, Brett (HOGGARTH, Haden kick), 13-80 6:26
2nd	13:07	NM - VIGILANT, Daevon 1 yd run (SHELLEY, Andrew kick), 10-75 4:14
	09:38	BSU - WILLIAMS, D. 9 yd fumble recovery (HOGGARTH, Haden kick)
	00:39	BSU - HOGGARTH, Haden 34 yd field goal, 7-63 1:02
3rd	11:07	BSU - MODSTER, Sean 5 yd pass from RYPIEN, Brett (HOGGARTH, Haden kick), 7-29 3:13
4th	10:50	NM - HAYES, Marcus 86 yd punt return (SHELLEY, Andrew kick)
	08:18	BSU - MATTISON, Alex 41 yd run (HOGGARTH, Haden kick), 1-41 0:09
	01:14	BSU - VAN BUREN, A. 8 yd run (HOGGARTH, Haden kick), 7-51 4:01

	BSU	NM
FIRST DOWNS	30	15
RUSHES-YARDS (NET)	41-227	45-159
PASSING YDS (NET)	222	103
Passes Att-Comp-Int	27-17-0	14-8-1
TOTAL OFFENSE PLAYS-YARDS	68-449	59-262
Fumble Returns-Yards	1-9	0-0
Punt Returns-Yards	2--1	1-86
Kickoff Returns-Yards	0-0	1-13
Interception Returns-Yards	1-0	0-0
Punts (Number-Avg)	3-40.0	3-36.0
Fumbles-Lost	0-0	2-2
Penalties-Yards	5-30	4-41
Possession Time	30:56	29:04
Third-Down Conversions	4 of 10	4 of 10
Fourth-Down Conversions	0 of 0	1 of 2
Red-Zone Scores-Chances	5-6	1-2
Sacks By: Number-Yards	2-8	3-13

RUSHING: Boise State-MATTISON, Alex 20-145; HENDERSON, J. 3-25; VAN BUREN, A. 5-23; MAHONE, Robert 4-14; BOWENS, Billy 1-11; RYPIEN, Brett 7-6; SEIBOLD, Skyler 1-3. New Mexico-JONES, Sheriron 12-56; OWENS, Tyrone 14-41; CARROLL, Bryson 9-35; VIGILANT, Daevon 7-23; SHULER, Zahneer 3-4.

PASSING: Boise State-RYPIEN, Brett 17-27-0-222. New Mexico-JONES, Sheriron 8-13-1-103; CARROLL, Bryson 0-1-0-0.

RECEIVING: Boise State-MODSTER, Sean 9-129; MATTISON, Alex 3-40; THOMAS, CT 2-23; BLAKLEY, Chase 2-22; RICHARDSON, AJ 1-8. New Mexico-HART-JOHNSON, Delane 4-77; MOLINA, Aaron 1-15; WILLIAMS, Marcus 1-9; HARRIS, Emmanuel 1-3; GRIFFIN IV, Jay 1-minus 1.

INTERCEPTIONS: Boise State-KANIHO, Kekaula 1-0. New Mexico-None.

FUMBLES: Boise State-None. New Mexico-VIGILANT, Daevon 1-1; SHULER, Zahneer 1-1.

Boise State (9-2,6-1) vs. New Mexico (3-8,1-6)
 Date: Nov 16, 2018 • Site: Albuquerque, N.M. • Stadium: Dreamstyle Stadium
 Attendance: 16883

Kickoff time: 7:08 pm • End of Game: 10:26 • Total elapsed time: 3:18
 Officials: Referee: Kevin Hassell; Umpire: Apollo Martin; Linesman: Jeff Hutcheon;
 Line judge: David Young; Back judge: Bobby Lynn; Field judge: Matt Binford;
 Side judge: Mark Graves; Center judge: Abram Anaya;
 Temperature: 48 • Wind: SW@2 • Weather: Clear

Box Score (Final)
New Mexico Football
Wyoming vs New Mexico (Nov 24, 2018 at Albuquerque, N.M.)

Score by Quarters	1	2	3	4	Total
Wyoming	7	7	3	14	31
New Mexico	0	3	0	0	3

Qtr	Time	Scoring play
1st	12:44	WY - VALLADAY, X. 21 yd run (ROTHER, Cooper kick), 6-75 2:16
2nd	08:51	WY - EVANS, Nico 30 yd run (ROTHER, Cooper kick), 13-90 6:48
	03:08	NM - SHELLEY, Andrew 25 yd field goal, 4-23 2:02
3rd	05:00	WY - ROTHE, Cooper 37 yd field goal, 11-70 4:58
4th	12:32	WY - CONWAY, Austin 11 yd run (ROTHER, Cooper kick), 6-46 2:59
	09:24	WY - VALLADAY, X. 20 yd run (ROTHER, Cooper kick), 4-65 2:06

	WY	NM
FIRST DOWNS	20	6
RUSHES-YARDS (NET)	55-366	34-49
PASSING YDS (NET)	41	34
Passes Att-Comp-Int	17-4-0	17-3-1
TOTAL OFFENSE PLAYS-YARDS	72-407	51-83
Fumble Returns-Yards	0-0	0-0
Punt Returns-Yards	5-19	1-39
Kickoff Returns-Yards	0-0	2-34
Interception Returns-Yards	1-26	0-0
Punts (Number-Avg)	6-45.2	10-43.7
Fumbles-Lost	3-1	2-0
Penalties-Yards	5-47	2-20
Possession Time	34:33	25:27
Third-Down Conversions	7 of 15	1 of 13
Fourth-Down Conversions	0 of 1	0 of 1
Red-Zone Scores-Chances	3-4	1-1
Sacks By: Number-Yards	4-25	3-19

RUSHING: Wyoming-VALLADAY, X. 22-192; EVANS, Nico 19-142; VANDER WAAL, T. 9-16; CONWAY, Austin 1-11; CROW, Dontae 1-5; EBERHARDT, A. 1-1; BRENTON, Brett 1-0; TEAM 1-minus 1. New Mexico-OWENS, Tyrone 12-18; JONES, Sheriron 6-17; CARROLL, Bryson 3-4; SHULER, Zahneer 3-4; GERHART, Coltin 8-4; VIGILANT, Daevon 1-3; LILLY, Elijah 1-minus 1.

PASSING: Wyoming-VANDER WAAL, T. 4-17-0-41. New Mexico-GERHART, Coltin 2-14-1-31; JONES, Sheriron 1-3-0-3.

RECEIVING: Wyoming-ISMAIL JR, R. 1-15; CONWAY, Austin 1-12; MAYFIELD, Tyree 1-8; PRICE, James 1-6. New Mexico-SOMOYE, Anu 1-19; OWENS, Tyrone 1-12; HARRIS, Emmanuel 1-3.

INTERCEPTIONS: Wyoming-HALL, Tyler 1-26. New Mexico-None.

FUMBLES: Wyoming-VANDER WAAL, T. 2-1; VALLADAY, X. 1-0. New Mexico-GERHART, Coltin 2-0.

Wyoming (6-6,4-4) vs. New Mexico (3-9,1-7)
 Date: Nov 24, 2018 • Site: Albuquerque, N.M. • Stadium: Dreamstyle Arena
 Attendance: 14269

Kickoff time: 12:38 pm • End of Game: 3:19 • Total elapsed time: 2:41
 Officials: Referee: Steve Baron; Umpire: Bill Bishop; Linesman: George Shoup;
 Line judge: John Kilmer; Back judge: Dave Baldwin; Field judge: Kirk Wisniewski;
 Side judge: Rock Ockey; Center judge: Corey Long;
 Temperature: 61 • Wind: 8 MPH • Weather: Sunny