

# THE UNIVERSITY OF NEW MEXICO SOFTBALL



2019 SOFTBALL NOTES | WEEK 9

@UNMLoboSB

www.GoLOBOS.com

#GoLOBOS

Allison Weiss, Assistant Director of Athletic Communications - Softball Contact | Email: allisonweiss@unm.edu | Cell: (661) 313-5402

## 2019 SCHEDULE

OVERALL: 10-24 • MW: 1-8 • H: 2-6 • A: 2-8 • N: 6-10

Date	Opponent	Time/Score
<i>NM State Invitational</i>		
2/8	UTEP	W, 15-6
2/9	Creighton	W, 8-0 (5)
2/9	at NMSU	L, 9-8
2/14	at #9 Arizona	Cancelled (Rain)
<i>Hillenbrand Invitational</i>		
2/15	#7 Alabama	L, 1-0
2/15	RV CSUF	L, 6-2
2/16	at #9 Arizona	L, 15-1 (5)
2/16	UIC	W, 13-5 (6)
2/17	South Florida	L, 2-1 (8)
2/20	at Hawaii	L, 2-1
<i>Hawaii Invitational</i>		
2/21	DePaul	L, 9-5
2/22	Canisius	W, 10-0 (5)
2/22	at Hawaii	L, 2-3
2/23	at Hawaii	W, 3-2
2/23	DePaul	L, 4-2
<i>Judi Garman Classic</i>		
2/28	#3 Florida	L, 1-0 (8)
3/1	LMU	L, 4-2
3/1	#7 Tennessee	L, 15-1 (5)
3/3	UConn	L, 2-1
3/3	at CSUF	L, 19-1 (5)
<i>LMU Tournament</i>		
3/8	Oregon State	W, 6-5
3/8	Western Carolina	W, 10-0 (5)
3/9	Oregon State	L, 5-3
3/10	LMU	L, 6-2
3/15	at San Diego State *	W, 3-1
3/16	at San Diego State *	L, 9-8
3/17	at San Diego State *	L, 4-3
3/22	Colorado State *	L, 9-7
3/23	Colorado State *	L, 9-1 (5)
3/24	Colorado State *	L, 16-3 (5)
3/26	North Dakota	W, 7-6
3/26	North Dakota	W, 7-3
3/29	Nevada *	L, 7-1
3/30	Nevada *	L, 11-6
3/31	Nevada *	L, 21-1 (5)
4/2	at New Mexico State	4 p.m.
4/2	at New Mexico State	6 p.m.
4/5	at Utah State *	4 p.m.
4/6	at Utah State *	4 p.m.
4/7	at Utah State *	12 p.m.
4/9	UTEP	3 p.m.
4/18	Boise State *	6 p.m.
4/19	Boise State *	4 p.m.
4/20	Boise State *	12 p.m.
4/23	New Mexico State	5:30 p.m.
4/26	at Fresno State *	7 p.m.
4/27	at Fresno State *	4 p.m.
4/28	at Fresno State *	1 p.m.
5/3	San José State *	6 p.m.
5/4	San José State *	4 p.m.
5/5	San José State *	12 p.m.
5/9	at UNLV *	7 p.m.
5/10	at UNLV *	5 p.m.
5/11	at UNLV *	1 p.m.

**Bold** denotes home games  
 \*denotes Mountain West game  
*italics* denote tournament  
 All times listed are Mountain Time  
 Game times are subject to change

## UNM AT NMSU



### NEW MEXICO Lobos

Record ..... 10-24, 1-8 MW  
 Conference ..... Mountain West  
 Head Coach ..... Paula Congleton  
 Record at UNM ..... 24-63 (Second Season)  
 Career Record ..... 57-140 (Fourth Season)



### NEW MEXICO STATE Aggies

Record ..... 15-14, 1-2 WAC  
 Conference ..... Western Athletic Conference  
 Head Coach ..... Kathy Rodolph  
 Record at NMSU ..... 480-404 (16th Season)  
 Career Record ..... 549-438 (18th Season)

#### ABOUT THE MATCHUP

- This is the second meeting this year with the Aggies, with the first being a 9-8 NMSU win on Feb. 9 at the NM State Invitational to open the season.
- Andrea Howard hit a three-run home run in the top of the sixth to give the Lobos a 7-6 lead in the back-and-forth contest. Howard went 2-for-4 in the contest with a double and a home run with a team-high three RBI.
- Cameryn O'Grady posted a 3-for-4 outing at the plate with a double a home run and a RBI as well, and D'Andra DeFlora went 3-for-4 with a double and a RBI.
- As the top three hitters in the lineup, Howard, DeFlora and O'Grady registered eight of UNM's 10 hits in the game and five of the team's seven RBI and eight runs.
- UNM ultimately outthit NMSU 10-7 in the game, with both teams leaving five runners on base. Both teams combined to hit six home runs, all occurring in innings five through seven, with NMSU holding a 4-2 advantage.
- UNM has the advantage in hits (207-191), runs (144-136), triples (8-1), RBI (137-117) and walks drawn (135-94) on the season.
- The Lobos have just one more double this season than the Aggies, 38-37.

## Media Information

**Location:**..... NM State Softball Complex  
 Las Cruces, N.M.

#### Date/Time:

Tuesday, April 2 ..... 4 p.m.  
 Tuesday, April 2 ..... 6 p.m.

**Live Video:**..... Aggie Vision, Fox Sports Arizona, Fox Sports Prime Ticket, Fox College Sports Pacific

**Live Stats:**..... <https://golobos.com/schedule.aspx?path=softball>

**Social Media:** ..... @UNMLoboSB

Notes last updated: April 1, 2019

## Series History

#### VS. NMSU

Overall: 83-64  
 Last Five: 1-4  
 Last Meeting: 2/9/19 (L, 9-8)  
 Last Win: 4/3/18 (13-4 (6))  
 Last Road Win: 4/3/18 (13-4 (6))  
 Series Trend: L1

## NEWS and NOTES

#### LAST TIME OUT

- UNM lost three games to Nevada over the weekend. On Friday, Lauren Wilmert hit a double to center field to score Cameryn O'Grady from first to tie the game at one before Nevada scored six runs to take the series opener. On Saturday, the Lobos hit two, three-run home runs on the bats of Andrea Howard and Wilmert and took a 6-4 lead into the top of the seventh, where the Wolf Pack scored seven to win the game.
- Wilmert led the team with four RBI on the weekend, going 3-for-8 with a double and a home run, as well as a team-high .875 slugging percentage.
- Aleyah Wilbon went 4-for-7 at the plate with a team-high on-base percentage of .571 and batting average of .571.

#### DON'T COUNT THEM OUT

- After leading 3-2 going in to the top of the seventh in last Tuesday's first game against the Fighting Hawks, the Lobos gave up four runs to fall behind 6-3 with three outs to work with. UND brought in pitcher Emily Rosas in the bottom half of the inning, who walked the first three batters to load the bases. UND brought back in starting pitcher Nikki Pica, who walked Lauren Wilmert to make it 6-4. With bases loaded, Bailey Klitzke hit a shot to right center that went all the way to the wall, allowing all three runners on base to score for the walk-off win.
- On March 22 against Colorado State, UNM trailed 6-2 going into the bottom of the fifth, but scored five runs on five hits to tie and take a 7-6 lead. Bailey Klitzke hit a sacrifice fly with bases loaded to score the first run and Monica Salas hit a home run to center to tie the game at six. Two batters later, Taylor Jones hit her first home run of the season, a solo shot that hit off the top of the scoreboard in left to give the Lobos a 7-6 advantage.
- UNM started off the LMU Tournament with an epic come-from-behind victory over Oregon State, scoring six

## GENERAL INFORMATION

Name of School.....	University of New Mexico
City/Zip.....	Albuquerque, N.M. 87106
Founded.....	1889 by Territorial Legislature
Enrollment.....	25,015
Nickname.....	Lobos
School Colors.....	Cherry & Silver
Conference.....	Mountain West
Affiliation.....	NCAA Division I
President.....	Dr. Garnett Stokes
Athletic Director.....	Eddie Nuñez

## PROGRAM HISTORY

First Year of Softball.....	1978
All-Time Record.....	992-1099-3
Mountain West Record.....	121-277-1
NCAA Tournament Appearances.....	3
1980 (AIAW), 1981 (AIAW) and 1983 (NCAA)	
Last NCAA Postseason Opponent.....	Cal State Fullerton
Last NCAA Postseason Result.....	CSUF won series 2-1
Conference Championships.....	3
1980 (Intermountain), 1981 (Intermountain) and 1983 (High Country)	

## TEAM INFORMATION

2018 Overall Record.....	14-39
2018 MW Record.....	7-17 (T-8th)
Letterwinners Returning/Lost.....	10/9
Pitchers Returning/Lost.....	0/4
Starters Returning/Lost.....	8/1
Newcomers.....	9

## SOFTBALL STAFF

Head Coach.....	Dr. Paula Congleton (New Mexico, 1984)
Year at UNM..... Second season	
Record at UNM (Pct.).....	24-63 (.276)
MW Record at UNM (Pct.).....	8-25 (.242)
Career Record (Years).....	57-140 (4 years)
Assistant Coach.....	Tyler Heil (San José State, 2009)
Year at UNM..... Second season	
Assistant Coach.....	Breanna Macha (Arizona State, 2018)
Year at UNM..... First season	
Strength Coach.....	Jeremy Golden
Academic Advisor.....	Andrea Pierson
Head Athletic Trainer.....	Bob Waller
Athletic Trainer.....	Madison Foust

## COMMUNICATIONS

Softball Contact/Asst. Director of Comm.....	Allison Weiss
Email.....	allisonweiss@unm.edu
Cell Phone (Preferred).....	(661) 313-5402
Communications Office.....	(505) 925-5520

## DIGITAL MEDIA

Athletics Website.....	GoLobos.com
Main University Web Site.....	unm.edu
Conference Website.....	TheMW.com
Twitter.....	@UNMLoboSB
Instagram.....	@UNMLoboSB
Facebook.....	@NewMexicoLoboSoftball

## FACILITIES

Venue.....	Lobo Field
Dimensions.....	205-225-205
Capacity.....	1,500

runs in the final two innings to win 6-5. The Lobos scored five runs in the bottom of the seventh, walking off on a hit by Lauren Wilmert to score D'Andra DeFlora from third. Andrea Howard hit a two-run home run to cut the deficit to two after Daryn Haslam led off with a single to right field. Kasey Halleen singled up the middle to keep the momentum going and Sydney Townes doubled to center to advance Halleen to third. DeFlora singled to score Townes and Halleen to tie the game, moving all the way to third, leading to Wilmert's game-winning single.

### MIXING IT UP

- The Lobos have used 28 different lineups to date, only having duplicated their lineup seven times. UNM used the same lineup in the Arizona and Alabama game, the same lineup in the Cal State Fullerton and UTEP game, the same lineup against Hawai'i on Feb. 22 and DePaul on Feb. 23 and the same lineup against Tennessee and UConn. Recently, the Lobos used the same lineup in the second game at SDSU and the second game vs. CSU, the same lineup in the first and third games against Nevada and the second game against North Dakota and the second game against Nevada.
- UNM has had five different players in the leadoff spot in the lineup.
- Cameryn O'Grady moved into the leadoff hitter spot in the game against Canisius and played six games at the No. 1 spot in the batting order. Andrea Howard led off the lineup in 10 games and moved down to the No. 2 spot for 14 games and the seventh spot in five games. Bailey Klitzke hit in the leadoff spot in three games, D'Andra DeFlora has led off in 14 games and Sydney Townes hit first in one. Maggie Buckholz has batted second in two games, DeFlora in 12 games and Aleyah Wilbon has hit second in six. Taylor Jones hit second in the first game versus North Dakota.
- Four Lobos (Cameryn O'Grady, D'Andra DeFlora, Andrea Howard and Lauren Wilmert) have started all 34 games this season, while Monica Salas has started in all but three.
- UNM started four freshmen against New Mexico State, with Kennedy Ferguson, Daryn Haslam, MacKenzie Peterson and Leslie Romero each getting their first collegiate starts.
- Freshman Emma Steltzer made her Lobo debut in the circle in the last game of the Judi Garman Classic versus Cal State Fullerton, retiring both batters she faced.

### HOLDING THEIR OWN

- In the Lobos' first game of the Judi Garman Classic, UNM went to extra innings with the No. 3 Florida Gators, holding the Gators scoreless for seven innings.
- It was the second time in the last 13 days that UNM held a top-10, and a SEC, team scoreless through at least six innings.
- Kennedy Ferguson threw a complete game with 109 pitches, 66 of them going for strikes. The freshman right-hander held her own in the matchup, allowing just five hits and one walk, while striking out five batters. It is the third game this season that Ferguson has allowed just one walk, but the first time that she did so while pitching a complete game.
- The five hits posted by Florida was the second-fewest hits in a game for the Gators this year, only second to Arizona who limited the Gators to four on Feb. 9, but the Wildcats also gave up three runs in the game.
- In addition, it is just the second time this season that the Gators have been held to one run in a game, with the other instance being in Wednesday night's game versus No. 2 UCLA in which the Gators lost 7-1. Entering the Judi Garman Classic, and prior to its loss to UCLA, Florida was outscoring its opponents 127-18.
- The Lobos held No. 7 Alabama scoreless for six innings, allowing only six hits total in the game.
- Entering the Hillenbrand Invitational, the Crimson Tide was third in the NCAA in scoring, averaging 10.60 runs, and had averaged 10.2 hits a game and 2.60 doubles a game (tied for 10th in the NCAA). Alabama hit .261 in the game, below the .378 batting average that the team entered with, which was 16th in the nation. Spencer kept Alabama's leading hitter Kaylee Tow, who ranked eighth in the NCAA in batting average and seventh in on-base percentage, without a hit.
- UNM is the only team to hold Alabama to just one run in the 10 games the Crimson Tide have played so far this year.
- In two games, the Lobos have shutout their opponents and twice have gone six innings without giving up a run. UNM shutout Creighton on Feb. 9 and shutout Canisius on Feb. 22, while going six scoreless innings against Alabama on Feb. 15 and again on Feb. 17 versus South Florida.

### FOURTH INNING MAGIC

- To date, UNM is outscoring its opponents 28-25 in the fourth inning.
- Against Western Carolina, UNM scored seven runs in the fourth inning on three hits and two walks. Back-to-back walks by Magie Buckholz and Monica Salas to lead off the inning and a single by Daryn Haslam loaded the bases. Kasey Halleen singled through the right side to score two followed by an error by the pitcher that allowed Haslam to score. D'Andra DeFlora reached on a hit-by-pitch to load the bases and Lauren Wilmert hit a two-out grand slam to make it 10-0.
- In the first two games of the season, it was the second inning that belonged to the Lobos, with UNM scoring five runs against UTEP and against Creighton.
- In the season opener versus the Miners, the Lobos scored five runs on two hits and drew five walks, leading to three runs on consecutive walks alone.
- Against the Bluejays, the Lobos scored five runs on three hits, a single by Monica Salas, a double by D'Andra DeFlora that scored three after Andrea Howard was intentionally walked to load the bases and a two-run home run by Cameryn O'Grady.

### HOT STARTS

- The Lobos have scored first in 17 games this season.
- UNM has scored in the first inning 14 times, with a season-high four runs scored in the first inning on Feb. 16 against Illinois-Chicago and again on Feb. 22 against Canisius.
- In both games against North Dakota on Tuesday and in Saturday's game against Nevada, UNM scored three runs in the first inning.
- Against WCU on March 8, the Lobos scored three runs in the first inning on a walk by Andrea Howard, back-to-back doubles by Lauren Wilmert and Maggie Buckholz and a single by Monica Salas that scored Buckholz.
- Five of UNM's wins this season have come via run-rule (15-6 vs. UTEP, 8-0 vs. Creighton, 13-5 vs. Illinois-Chicago, 10-0 vs. Canisius, 10-0 vs. WCU).
- D'Andra DeFlora and Cameryn O'Grady started the season on a nine-game hitting streak.

## **NEWCOMERS NO MORE**

- The freshmen have accounted for 29 hits, 16 runs scored and 25 RBI on the season, while hitting five of the team's 24 home runs.
- Maggie Buckholz is third on the Lobos in walks (17), fourth in RBI (17), is one of five players with at least a triple and is third in on-base percentage (.411). Daryn Haslam is fourth on the team in home runs (3) and is fifth in batting average (.240). Buckholz is tied for the team lead in two-out RBI with seven.
- Pitcher Kiana Spencer has pitched eight complete games this season and tallied a season-high seven strikeouts in her appearance against North Dakota on March 26. The LHP has recorded two shutouts, both coming in run-rule games (vs. Creighton, vs. Canisius).
- Freshman Daryn Haslam led the Lobos at the Hawai'i Invitational with a slugging percentage of .846 and on-base percentage of .467, while hitting the first two home runs of her collegiate career. Three of her RBI on the weekend came with two outs.
- Fellow freshman Maggie Buckholz hit a three-run home run that proved to be the difference in UNM's 3-2 win over host Hawai'i to advance the Lobos to the championship game. On the weekend, Buckholz had a team-high six RBI and drew three walks.
- In her first start with the Lobos, Spencer threw a complete game shutout, limiting the BIG EAST preseason favorite Creighton to just three hits in five innings of work. The junior didn't allow any extra-base hits in the 24 batters she faced. She threw 91 pitches in the outing, 42 of them going for strikes.
- Spencer also earned the start against Alabama, pitching another complete game, going 7.0 innings and allowing just one run and six hits, only one of which went for extra bases, and allowing just three walks on 29 batters faced.
- Freshman Kennedy Ferguson has pitched in a team-high 24 games with 15 starts and nine complete games, holding a team-best ERA of 3.99 and 100.0 innings pitched. Ferguson has struck out 65 batters and walked 40 and has recorded at least one strikeout in 19 games. Ferguson earned her first collegiate win in a two-hit shutout over Western Carolina on March 8, striking out three and not issuing a walk. The RHP had a season-best 11 strikeouts against North Dakota on March 26, the first Lobo pitcher to record double-digit strikeouts this season and the second-most recorded since Lauren Soles tallied 14 against Siena on March 24, 2013.

## **WALK IT OUT**

- UNM leads the MW in walks drawn to date with 135, 12 more than the second-highest team (SJSU).
- In the season opener against UTEP, UNM drew 16 walks alone for a season high.
- Against the Miners, eight different players drew a walk, with Andrea Howard reaching base four times via a walk. Cameryn O'Grady and Lauren Wilmert each drew three walks, Maggie Buckholz two and Monica Salas, Taylor Jones, Kasey Halleen and Daryn Haslam each had one.
- Versus Cal State Fullerton on Feb. 15 and North Dakota on March 26, the Lobos nearly reached double digits with nine walks in each game.
- Cameryn O'Grady leads the team with 22 walks, followed by Andrea Howard (20) and Maggie Buckholz (17).

## **LET'S GIVE THEM SOMETHING TO TALK ABOUT**

- After eight weeks of competition for the MW teams, the Lobos lead the conference in two categories.
- The Lobos are first in the conference in walks (135) and in caught stealing by (9), fourth in batters struck out (142), is tied for fourth in home runs (24) and tied for fifth in triples (8).
- As a team, UNM has at least one player listed in the top 10 in the conference in eight hitting categories, three pitching categories and three fielding categories.
- To date, Cameryn O'Grady is in the top-10 statistically in the MW in five categories offensively. The junior is in the top 10 on-base percentage, total bases, walks, doubles and total plate appearances. O'Grady is second in the conference in walks. Lauren Wilmert is tied for fourth in caught stealing by, sixth in fielding chances, putouts and Sydney Broderick is ranked in caught stealing by. Kennedy Ferguson is ranked in batters struck out and second in innings pitched, as well as leads the league in appearances. D'Andra DeFlora ranks in the top 10 in hit-by-pitches, Bailey Klitzke is ranked in triples and sacrifice flies, and Maggie Buckholz and Andrea Howard in walks.
- In Mountain West play, UNM is second in walks (29), third in assists (68) and tied for first in caught stealing by (2).

## **NATIONALLY KNOWN**

- UNM is 68th in the NCAA in triples per game (0.24) and 99th in home runs per game (0.71).
- Bailey Klitzke is 32nd in the NCAA in sacrifice flies with three and 65th in triples per game (0.10), while Maggie Buckholz is 78th in the country in walks (0.65). O'Grady is 83rd in walks (0.65) and 101st in on-base percentage (.487).

## **IT'S ALL O'GRADY**

- Junior shortstop Cameryn O'Grady leads the team in slugging percentage (.646), hits (35), runs scored (25), total bases (62), walks (22), total plate appearances (119) and doubles (10), and tied for the team high in home runs (5). The California native is second in batting average (.365) and RBI (22).
- With two outs, O'Grady is 8-for-21, the second-highest success rate on the team, with five RBI coming with two outs. When it comes to success advancing runners during an at-bat, O'Grady also is second on the team at 37-for-67 (.552). O'Grady is also 12-for-21 (.571) as the leadoff batter in an inning which leads the team.
- O'Grady was nearly unstoppable in the first three games of the season, going 7-for-9 at the plate (.778 batting average), registering one double, a triple and two home runs as well as a team-high seven RBI. O'Grady tallied 16 total bases, drew three walks and posted a slugging percentage of 1.778 and an on-base percentage of .833.
- The junior was 2-for-2 as the leadoff hitter in an inning, 4-for-5 with runners in scoring position and 2-for-2 batting with two outs, in which she recorded two of her seven runs-batted-in. During her at-bats, O'Grady was 6-for-8 in successfully advancing runners and 5-for-7 in getting a hit with runners on base.
- O'Grady was a perfect 3-for-3 against Creighton, finishing just a double shy of hitting for the cycle.
- In the LMU Tournament, O'Grady was a team-best .500 in batting with runners on (4-for-8), 2-for-2 as the leadoff hitter in an inning, 3-for-6 with runners in scoring position and 1-for-2 with runners on third and less than two outs as well as with two outs. The shortstop was 4-for-9 with success in advancing runners.
- Last season, O'Grady led the Lobos in triples (four), doubles (12), walks (32), on-base percentage (.444) and runs scored (31) last season. She was second on the team with 43 hits, 75 total bases and 26 RBIs, and third in batting average (.301) and slugging percentage (.524).
- O'Grady hit just four home runs last season, which the junior reached half that in the first three games this season and matched the total with a home run against North Dakota on March 26. She surpassed that number against Nevada on March 31.

## **3-2, WHAT YOU GOING TO DO?**

- Lauren Wilmert leads the team in RBI (27), is tied in home runs (5) and is second in total bases (52) and in hits (27), and tied for second in doubles (8). The catcher/ first baseman is fourth in runs scored (18), while hitting in the cleanup spot in 29 games before hitting in the five spot in the last five games starting against North Dakota. Since moving to the five-spot, Wilmert is 5-for-12 with two doubles, a triple and a home run with three walks for a batting average of .417, a slugging percentage of 1.000 and an on-base percentage of .533. The junior is also second in sacrifice flies and hit her first career triple against North Dakota on March 26.
- Playing 21 games behind the plate, Wilmert has thrown out five runners attempting to steal, bringing her career total to 10.
- Wilmert recorded a career-high three hits against SDSU on March 17, while also recording her sixth home run of her career and tied a career-high six total bases.

## **WHAT ABOUT WILBON?**

- Batting second in the last four games, Aleyah Wilbon has gone 7-for-10 at the plate with a .700 batting average, slugging percentage and on-base percentage to lead the team in batting average and on-base percentage. Wilbon has recorded one RBI and successfully stolen one base as well. The outfielder was 3-for-3 with runners on base and 4-for-7 with bases empty, and 2-for-2 with runners in scoring position as well as with two outs. Wilbon was also 4-for-4 with success in advancing runners.
- Wilbon leads the team in batting average (.500) and on-base percentage (.524) and is third in slugging percentage (.500).

## **NOT JUST A PITCHER**

- Bailey Klitzke got the ball to start the season against UTEP, but has played in 28 games either in the circle or as the DP, starting in 26.
- Klitzke leads the Lobos in triples (3), is third on the team in batting average (.338), RBI (19) and hits (24) and fourth in on-base percentage (.398) and slugging percentage (.465).
- The junior hit a triple with bases loaded in the bottom of the seventh against North Dakota on March 26 in the first game of the doubleheader to give the Lobos a walk-off 7-6 victory.
- At the Judi Garman Classic, Klitzke was 2-for-2 with runners in scoring position, with two outs and with runners on third and less than two outs in the inning. The junior was 3-for-5 in success in advancing runners and 2-for-5 as the leadoff hitter in an inning. She also had a team-high four hits and three RBI in the five-game tournament, hitting .364 with a slugging percentage of .455 and on-base percentage of .467.

- At the plate on the season, Klitzke is a team-best 3-for-5 with bases loaded. She is 6-for-8 with a runner on third with less than 2 outs, 9-for-21 with runners in scoring position, 10-for-23 with 2 outs in the inning and six of her RBI on the season came with two outs. Klitzke is 20-for-35 in successfully advancing runners in her at-bat, which is the second-highest success rate on the team.
- However, in the circle, the LHP earned her first win of the season in her first appearance in a Lobo uniform, pitching 5.0 innings and giving up five hits and five earned runs. Klitzke struck out eight batters and finished the weekend with nine total in 6.0 innings pitched. She threw for 146 pitches, 120 of which came in the first game against UTEP.
- Klitzke matched her strikeout count against Illinois-Chicago and pitched her first complete game with 6.0 innings pitched to move to 2-1 on the season.

## **LET'S SEE HOW FAR WE'VE COME**

- In just her second year at UNM, the Lobos have seen improvement in several categories from year one to year two under head coach Paula Congleton.
- Comparing where the Lobos were a year ago heading into MW competition to this year's team heading into MW play, the Lobos have performed better offensively, in the circle and in the field.
- Even though UNM has played two less games in 2019 than in 2018 prior to conference starting, the Lobos have scored 11 more runs (97-86) and walks (96-85), had three more doubles, two more home runs, improved their slugging percentage (.385-.366) and on-base percentage (.355-.343).
- The pitchers have combined for a better team ERA, lowering the average by 1.93 (6.70-4.77), has 18 more strikeouts (93-75) and allowed 60 fewer runs (181-121). Opponent batting average is also lower (.297-.338) as is the number of hits (171-233), doubles, triples and home runs allowed.
- Behind the plate, the catchers are having more success as well, throwing out seven runners to date, compared to just two at this point last year. Runners are just 18-25 this year (.720) compared to 26-28 in 2018 (.929). In the field, the Lobos have a fielding percentage of .952 this year to .939 last year.
- Coincidentally, the Lobos have had 221 total bases and a .240 batting average in both years.

## **PLEASE ALLOW ME TO INTRODUCE MYSELF**

- The 2019 UNM Lobos will have a different look than last season as there are nine newcomers on the roster.
- In the offseason, the Lobos added seven freshmen (Maggie Buckholz, Kennedy Ferguson, Daryn Haslam, Skylar Jenkins, MacKenzie Peterson, Leslie Romero and Emma Steltzer) as well as two transfer left-handed pitchers in Bailey Klitzke (junior, Wichita State) and Kiana Spencer (junior, Yavapai College).
- UNM debuted an entirely new pitching staff, including a new pitching coach. Joining the above mentioned addition of Klitzke and Spencer will be Ferguson, a right-hander from Camas, Wash. Overseeing the group will be Breanna Macha, who joins the Lobos after pitching at Arizona State from 2015-18.

## **PUTTING THE PIECES OF THE PUZZLE TOGETHER**

- The roster underwent a major renovation after 2018 with the departure of nine letterwinners, which included all four pitchers on the roster.
- The Lobos also have 10 underclassmen on the roster, with a team-high seven freshmen who will experience their first glimpse of collegiate softball this season.
- Of the nine, the Lobos lost a key piece of their offense due to graduation in Chelsea Johnson. The infielder, who served as the DP her senior season, led the team in batting average (.342), at bats (155), hits (53), homeruns (10), RBIs (40), total bases (92) and slugging percentage (.594). Johnson started 51 of the 53 games, but played in 52.
- In the circle, the Lobos will have to find their ace after losing Jensen Main, who pitched almost half of the innings (162.2 of 326 innings) during the season and set the UNM single-season record for batters faced with 848.
- Luckily, the Lobos retain eight mainstays in the lineup, including now-sophomore Andrea Howard who was selected Second Team All-Mountain West in her rookie season.

## **LONG TIME GONE**

- The Lobos began the season with five non-conference tournaments on the road, spanning from Las Cruces to Tucson, Ariz., to Honolulu, Hawaii to two trips to Southern California, followed by a conference series at San Diego State.
- UNM's home opener on March 22 against MW opponent Colorado State is the latest home opener in at least 15 years.
- In the first six weeks of the season, the Lobos will have traveled over 10,900 miles roundtrip (5451 miles each way) and played 26 games before their first pitch at Lobo Softball Field.

## **TO BE THE BEST...**

- The non-conference schedule will test the Lobos from the first weekend, as the Cherry and Silver face 10 teams that made the 2018 NCAA Tournament, four that advanced to the Super Regionals and one team (Florida) that competed in the Women's College World Series.
- Four of the teams on UNM's schedule ( Florida, Tennessee, Arizona, Alabama) ranked in the top 10 in the USA Today/ NFCA Coaches preseason rankings and four additional teams were receiving votes. Florida was the highest ranked at fifth, with Tennessee seventh, Arizona eighth and Alabama tied for ninth.
- In the ESPN.com / USA Softball Collegiate Top 25 Preseason Poll, four teams on the Lobos' schedule were ranked with four more receiving votes. Florida was the highest-ranked opponent at No. 5 followed by Arizona at six, Tennessee at eight and Alabama at 11. Receiving votes were Oregon State, Cal State Fullerton, South Florida and Fresno State.

## **STARTING OFF STRONG**

- UNM is now 26-16 in season openers, including 4-1 in the last five years after Friday's win versus UTEP.
- The nine-run differential was the largest margin of victory for UNM in a season opener since 2011, when the Lobos defeated Utah Valley 10-2.
- Against UTEP, the leadoff hitter reached base six times.
- UNM didn't give up its first run until the fourth inning in the game against UTEP and starting pitcher Bailey Klitzke didn't give up a hit until the bottom of the fourth.
- D'Andra DeFlora and Cameryn O'Grady registered at least one hit in the first nine games of the season.

## **SCOUTING NMSU**

- NMSU is 15-14 on the season, 1-2 in conference play, and have lost its last two games to Seattle. The Aggies are 10-4 at home.
- Following the NM State Invitational in which the Aggies and Lobos met, NMSU went on to play two more common opponents with UNM in North Dakota and Arizona. The Aggies beat the Fighting Hawks in all three games (3-0, 8-0, 5-2) and lost 11-3 and 11-1 in both games against the Wildcats. The Aggies played MW school San José State, losing 3-1.
- New Mexico State has been shutout three times this year and has shutout teams three times. They have won via run-rule four times and been run-ruled five times and are 1-2 in extra-inning games.
- Opponents are outscoring the Aggies 143-136 and outhitting them 229-191.
- Victoria Castro and Kelsey Horton lead the team with 29 hits and 20 RBI each with Castro leading in walks (20), doubles (10), batting average (.363), on-base percentage (.480) and slugging percentage (.713). Horton leads in home runs (9), total bases (61) and sacrifice flies (3). Keala Brown has the only triple on the team.
- As a team, NMSU is 25-for-36 on stolen base attempts, while opponents are 11-for-14. Castro is 6-for-6 on the season.
- The pitching staff has a collective ERA of 4.01 with the Aggies using four pitchers. Of the 229 hits allowed, 38 are doubles, seven triples and 27 home runs. They have 158 strikeouts to 78 walks. Of the 143 runs allowed, 108 have been earned.
- Samaria Diaz has appeared in a team-high 20 games and 13 starts, with four complete games, two shutouts and three saves in 70.1 innings of work. To date, Diaz is 5-6 with a 2.99 ERA, allowing 69 hits, 39 runs (30 earned), 36 walks and struck out 87. Analise De La Roca is 3-4 on the season, making 13 appearances and nine starts with three complete games. In 44.0 innings of work, De La Roca has allowed 51 hits, 34 runs (22 earned) and 14 walks while striking out 19, and has an ERA of 3.50. Kayla Green has a 5.31 ERA with 58.0 innings in the circle, appearing in 18 games, starting in six with two complete games and one shutout, and compiling a 7-3 record. Green has given up 83 hits, 55 runs (44 earned), and walked 16 while striking out 42. Chloe Rivas has made nine appearances with one start, with a 0-1 record. Rivas has an ERA of 5.69 after pitching 16.0 innings, allowing 26 hits, 15 runs (13 earned), walking 12 and striking out 10.
- The Aggies are ranked 52nd in home runs per game (0.93), 84th in strikeout-to-walk ratio (2.03) and 93rd in slugging percentage (.430). Nikki Butler is 29th in the NCAA in hit by pitches per game (0.31), Kelsey Horton is 32nd in sacrifice flies (3) and 50th in home runs per game (0.31) and Samaria Diaz is 15th in saves (3) and 33rd in strikeouts per seven innings (8.7). Victoria Castro is 49th in walks (0.69) and 56th in double per game (0.34).



**STAT COMPARISON**

		UNM ENTERING MW PLAY	
UNM	NMSU	2018	2019
BA	.244	.264	.240
R	144	136	136
H	207	191	158
2B	38	37	27
3B	8	1	4
HR	24	27	16
RBI	137	117	90
BB	135	94	96
SO	262	161	177
ERA	5.61	4.01	6.70
SO	142	158	75
BB	137	78	93
H	280	229	88
R	217	143	171
ER	167	108	181
DP	4	21	147
FLD%	.947	.950	.338

**MOUNTAIN WEST INFORMATION**

**PRESEASON MOUNTAIN WEST POLL**

Rk.	Team (1st-Place Votes)	Points
1.	Boise State (8)	64
2.	Fresno State (1)	57
3.	San José State	50
4.	UNLV	35
5.	San Diego State	31
6.	Nevada	29
7.	Colorado State	26
8.	Utah State	21
9.	New Mexico	11

**MOUNTAIN WEST PLAYERS OF THE WEEK**

2019 MW Softball Player of the Week  
 Feb. 12 – Lauren Tycksen, Jr., CF, UNLV  
 Feb. 19 – Jessica McKay, Jr., OF, Boise State  
 Feb. 26 – Ashley Ruiz, Jr., 1B, Colorado State  
 March 5 – Lauren Buchanan, Sr., C, Colorado State  
 March 12 – Amber Nelson, Sr., C, Colorado State  
 March 19 – Corina Gamboa, Jr., 3B, Colorado State  
 March 26 – Rebekah Cervantes, Sr., INF, Boise State

2019 MW Softball Pitcher of the Week  
 Feb. 12 – Hailey Dolcini, So., RHP, Fresno State  
 Feb. 19 – Gianna Mancha, So., RHP, Boise State  
 Feb. 26 – Jessica Jarecki, Jr., RHP, Colorado State  
 March 5 – Danielle Lung, Fr., RHP, Fresno State  
 March 12 – Jenny Bressler, Fr., RHP, UNLV  
 March 19 – Jenny Bressler, Fr., RHP, UNLV  
 March 26 – Jessica Jarecki, Jr., RHP, Colorado State

**ESPN.COM/USA SOFTBALL COLLEGIATE TOP 25**

WEEK 7 • MARCH 26

Rk.	Team (1st Votes)	Pts.	Rec	Prev.
1.	UCLA (20)	27-1	500	1
2.	Oklahoma	29-2	476	2
3.	Florida State	32-3	441	4
4.	Alabama	33-1	433	3
5.	LSU	28-6	414	6
6.	Tennessee	26-5	411	5
7.	Florida	27-6	370	7
8.	Washington	24-6	366	8
9.	Arizona	24-7	332	10
10.	Texas	29-6	321	11
11.	Louisiana	26-4	316	9
12.	Auburn	28-5	258	13
13.	Arizona State	25-8	209	16
14.	Texas Tech	27-5	203	12
15.	Minnesota	22-9	201	19
16.	Oklahoma State	23-9	149	17
17.	Kentucky	21-10	141	14
18.	Georgia	25-9	137	15
19.	Virginia Tech	27-4	127	24
20.	Arkansas	22-9	121	18
21.	James Madison	19-6	102	21
22.	Ole Miss	22-8	87	23
23.	Michigan	19-10	82	25
24.	Stanford	21-4	41	RV
25.	South Carolina	23-8	40	RV

Dropped Out: Indiana (20), Wisconsin (22)  
 New to Poll: Stanford (RV), South Carolina (RV)  
 Others receiving votes: Wisconsin (37), Northwestern (35), Illinois (30), Indiana (30), Tulsa (20), Houston (19), Missouri (19), Ohio State (13), Boise State (9), UCF (4), Colorado State (2), Florida Gulf Coast (2), UNLV (2)

**USA TODAY/ NFCA COACHES TOP 25 POLL**

WEEK 7 • MARCH 24

Rk.	Team (1st Votes)	Pts.	Rec	Prev.
1	UCLA (32)	27-1	800	1
2	Oklahoma	29-2	761	2
3	Florida State	32-3	732	3
4	Alabama	33-1	701	4
5	Tennessee	26-5	669	5
6	Florida	27-6	631	6
7	Washington	24-6	597	7
8	LSU	28-6	589	8
9	Texas	29-6	533	10
10	Louisiana	26-4	503	9
11	Arizona	24-7	502	11
12	Georgia	25-9	373	12
13	Arkansas	22-9	349	15
14	Auburn	28-5	340	17
15	Texas Tech	27-5	317	14
16	South Carolina	23-8	315	16
17	Arizona State	25-8	297	18
18	Kentucky	21-10	269	13
19	Minnesota	22-9	224	20
20	James Madison	19-6	199	19
21	Oklahoma State	23-9	129	21
22	Ole Miss	22-8		24
23	Michigan	19-10	102	25
24	Virginia Tech	27-4	81	
25	Wisconsin	22-5	43	23

New to Poll: No. 24 Virginia Tech  
 Dropped Out: No. 22 Indiana (25-9)  
 Receiving Votes: Northwestern (42), Illinois (37), Stanford (32), Colorado State (24), Indiana (22), Missouri (22), Ohio State (22), Boise State (15), Notre Dame (5), Tulsa (5), Grand Canyon (3), Elon (1), Mississippi State (1).

**BY THE NUMBERS**

Statistic	All Games	MW	MW Games
Batting Average:	.244	9th	.237 9th
Slugging Percentage:	.393	8th	.384 8th
On Base Percentage:	.353	8th	.328 9th
Runs Scored:	144	T-7th	33 5th
Hits:	207	T-8th	53 7th
RBI:	137	6th	33 5th
HRs:	24	T-4th	7 T-4th
Total Bases:	333	7th	86 7th
Walks:	135	1st	29 2nd
ERA:	5.61	8th	8.65 9th
Opp. Batting Avg.:	.314	9th	.362 9th
Batters Struck Out:	142	4th	31 6th
Hits Allowed:	280	9th	94 9th
Runs Allowed:	217	9th	87 9th
Earned Runs Allowed:	167	9th	68 9th
Walks Allowed:	137	9th	36 9th
Home Runs Allowed:	46	9th	17 9th
Fielding Percentage:	.947	9th	.932 9th
Putouts:	568	3rd	165 5th
Fielding Double Plays:	4	T-8th	1 T-7th
Caught Stealing By:	9	1st	2 T-1st

**MOUNTAIN WEST STANDINGS**

School	Conf.	Conf. %	Overall	Overall %	Streak
Colorado State	9-0	1.000	27-4	0.871	W18
San José State	5-1	0.833	25-10	0.714	W3
Nevada	5-1	0.833	20-12	0.625	W3
UNLV	6-2	0.750	25-7	0.781	W3
Boise State	3-6	0.333	23-8	0.742	L3
San Diego State	3-6	0.333	15-19	0.441	L4
Utah State	2-6	0.250	11-17	0.393	L3
Fresno State	1-5	0.167	22-11	0.667	W7
New Mexico	1-8	0.111	10-24	0.294	L3

# THE 2019 NEW MEXICO LOBOS

## NUMERICAL ROSTER

#	NAME	POS	HT	YR	B/T	HOMETOWN (PREVIOUS SCHOOL)
00	Andrea Howard	OF	5-6	So.	L/L	Albuquerque, N.M. (La Cueva HS)
2	Maggie Buckholz	UT	5-7	Fr.	L/R	Silverton, Ore. (Silverton HS)
3	Taylor Jones	IF	5-7	So.	R/R	Albuquerque, N.M. (La Cueva HS)
4	D'Andra DeFlora	OF	5-2	Sr.	R/R	Fresno, Texas (L.V. Hightower HS)
5	Sydney Broderick	C	5-4	So.	R/R	Mesa, Ariz. (Desert Ridge HS)
7	MacKenzie Peterson	OF	5-9	Fr.	R/R	Gilbert, Ariz. (Phoenix College)
8	Bailey Klitzke	P/1B	5-8	Jr.	L/L	Apache Junction, Ariz. (Wichita State)
9	Kasey Halleen	IF	5-6	Sr.	R/R	Torrance, Calif. (Palos Verdes HS)
10	Cameryn O'Grady	SS	5-6	Jr.	L/R	Orange, Calif. (El Modena HS)
12	Daryn Haslam	IF	5-4	Fr.	R/R	Cedar Park, Texas (Vista Ridge HS)
13	Kennedy Ferguson	P	5-6	Fr.	R/R	Camas, Wash. (Camas HS)
16	Leslie Romero	OF	5-4	Fr.	R/R	Gonzales, Calif. (Salinas HS)
22	Monica Salas	IF	5-3	Sr.	R/R	Goleta, Calif. (Santa Barbara CC)
23	Emma Steltzer	OF	5-6	Fr.	R/R	Manchester, Mo. (Parkway South HS)
24	Skylar Jenkins	OF	5-5	Fr.	R/R	Lawrenceville, Ga. (Buford HS)
32	Lauren Wilmert	C/1B	5-10	Jr.	R/R	Albuquerque, N.M. (Volcano Vista HS)
44	Aleyah Wilbon	OF	5-2	Sr.	L/R	Fontana, Calif. (Mt. San Antonio College)
66	Sydney Townes	OF	5-6	Sr.	L/R	Lompoc, Calif. (Cabrillo HS)
99	Kiana Spencer	P	5-6	Jr.	L/L	Gallup, N.M. (Yavapai College)

## ALPHABETICAL ROSTER

#	NAME	POS	HT	YR	B/T	HOMETOWN (PREVIOUS SCHOOL)
5	Sydney Broderick	C	5-4	So.	R/R	Mesa, Ariz. (Desert Ridge HS)
2	Maggie Buckholz	UT	5-7	Fr.	L/R	Silverton, Ore. (Silverton HS)
4	D'Andra DeFlora	OF	5-2	Sr.	R/R	Fresno, Texas (L.V. Hightower HS)
13	Kennedy Ferguson	P	5-6	Fr.	R/R	Camas, Wash. (Camas HS)
9	Kasey Halleen	IF	5-6	Sr.	R/R	Torrance, Calif. (Palos Verdes HS)
12	Daryn Haslam	IF	5-4	Fr.	R/R	Cedar Park, Texas (Vista Ridge HS)
00	Andrea Howard	OF	5-6	So.	L/L	Albuquerque, N.M. (La Cueva HS)
24	Skylar Jenkins	OF	5-5	Fr.	R/R	Lawrenceville, Ga. (Buford HS)
3	Taylor Jones	IF	5-7	So.	R/R	Albuquerque, N.M. (La Cueva HS)
8	Bailey Klitzke	P/1B	5-8	Jr.	L/L	Apache Junction, Ariz. (Wichita State)
10	Cameryn O'Grady	SS	5-6	Jr.	L/R	Orange, Calif. (El Modena HS)
7	MacKenzie Peterson	OF	5-9	Fr.	R/R	Gilbert, Ariz. (Phoenix College)
16	Leslie Romero	OF	5-4	Fr.	R/R	Gonzales, Calif. (Salinas HS)
22	Monica Salas	IF	5-3	Sr.	R/R	Goleta, Calif. (Santa Barbara CC)
99	Kiana Spencer	P	5-6	Jr.	L/L	Gallup, N.M. (Yavapai College)
23	Emma Steltzer	OF	5-6	Fr.	R/R	Manchester, Mo. (Parkway South HS)
66	Sydney Townes	OF	5-6	Sr.	L/R	Lompoc, Calif. (Cabrillo HS)
44	Aleyah Wilbon	OF	5-3	Sr.	L/R	Fontana, Calif. (Mt. San Antonio College)
32	Lauren Wilmert	C/1B	5-10	Jr.	R/R	Albuquerque, N.M. (Volcano Vista HS)

## PRONUNCIATION GUIDE

00	ANDREA Howard	on-DRAY-uh
4	D'ANDRA DEFLORA	dee-ON-druh Duh-FLOOR-uh
9	Kasey HALLEEN	Huh-Lean
22	Monica SALAS	SAHL-us
44	ALEYAH WILBON	uh-LEE-uh Will-BAHN
66	Sydney TOWNES	TOWNS
	Paula CONGLETON	CONGLE-ton
	Tyler HEIL	HIGHL

## BY ELIGIBILITY

### Seniors (5)

4	D'Andra DeFlora	OF
9	Kasey Halleen	IF
22	Monica Salas	IF
44	Aleyah Wilbon	OF
66	Sydney Townes	OF

### Juniors (4)

8	Bailey Klitzke	P/1B
10	Cameryn O'Grady	SS
99	Kiana Spencer	P
32	Lauren Wilmert	C/1B

### Sophomores (3)

00	Andrea Howard	OF
3	Taylor Jones	IF
5	Sydney Broderick	C

### Freshmen (7)

2	Maggie Buckholz	UT
13	Kennedy Ferguson	P
12	Daryn Haslam	IF
24	Skylar Jenkins	OF
7	MacKenzie Peterson	OF
16	Leslie Romero	OF
23	Emma Steltzer	OF

## HOME STATE

### Arizona (3)

5	Sydney Broderick	C
8	Bailey Klitzke	P
7	MacKenzie Peterson	OF

### California (6)

9	Kasey Halleen	IF
10	Cameryn O'Grady	SS
16	Leslie Romero	OF
22	Monica Salas	IF
44	Aleyah Wilbon	OF
66	Sydney Townes	OF

### Georgia (1)

24	Skylar Jenkins	OF
----	----------------	----

### Missouri (1)

23	Emma Steltzer	OF
----	---------------	----

### New Mexico (4)

00	Andrea Howard	OF
3	Taylor Jones	IF
99	Kiana Spencer	P
32	Lauren Wilmert	C/1B

### Oregon (1)

2	Maggie Buckholz	UT
---	-----------------	----

### Texas (2)

4	D'Andra DeFlora	OF
12	Daryn Haslam	IF

### Washington (1)

13	Kennedy Ferguson	P
----	------------------	---

## RETURNERS (10) - 2018 SEASON STATS

No.	Name	Pos.	Cl.	Avg.	GP-GS	AB	R	H	2B	3B	HR	RBI	SLG%	FLD%
00	Andrea Howard	UT	Fr.	.313	51-50	131	20	41	6	1	7	18	.534	.987
3	Taylor Jones	IF	Fr.	.216	24-11	37	6	8	3	0	1	4	.378	.875
4	D'Andra DeFlora	OF	Jr.	.214	53-53	145	22	31	3	0	7	21	.379	.969
5	Sydney Briderick	C	So.	.230	42-36	87	6	20	2	0	0	5	.253	.956
9	Kasey Halleen	IF	Jr.	.189	49-49	127	13	24	5	0	0	10	.228	.920
10	Cameryn O'Grady	SS	So.	.301	53-52	143	31	43	12	4	4	26	.524	.924
22	Monica Salas	IF	Jr.	.238	45-35	101	9	24	3	0	2	15	.327	.919
32	Lauren Wilmert	C	So.	.180	32-20	61	5	11	1	0	1	11	.246	.961
44	Aleyah Wilbon	OF	Jr.	.222	38-25	63	13	14	1	0	0	2	.238	.964
66	Sydney Townes	OF	Jr.	.186	45-44	102	16	19	2	1	0	4	.225	.938

## KEY PLAYERS LOST (3) - 2018 SEASON STATS

No.	Name	Pos.	Avg.	GP-GS	AB	R	H	2B	3B	HR	RBI	SLG%	FLD%
34	Chelsea Johnson	IF	.342	52-51	155	22	53	7	1	10	40	.594	.000
6	Sam Oliver	OF	.191	36-22	47	9	9	1	0	0	2	.213	.953
8	Kristyn Whitley	IF	.188	28-21	48	3	9	3	0	0	4	.250	.941

## PITCHERS LOST (4) - 2018 SEASON STATS

No.	Name	Cl.	ERA	W-L	APP	GS	CG	SHO	SV	IP	SO	BF
16	Jensen Main	So.	4.73	8-20	37	29	13	0/0	0	162.2	74	848
23	Krissy Fortner	Sr.	6.05	3-9	27	7	2	0/0	2	78.2	44	395
24	Alexis Ruel	Fr.	9.60	2-7	19	13	5	0/0	0	62.0	14	361
35	Marissa Bethke	R-Jr.	11.12	1-3	12	4	1	0/0	0	22.2	9	123

## NEWCOMERS (9)

No.	Name	Cl.
2	Maggie Buckholz	Fr.
7	MacKenzie Peterson	Fr.
8	Bailey Klitzke	Jr.
12	Daryn Haslam	Fr.
13	Kennedy Ferguson	Fr.
16	Leslie Romero	Fr.
23	Emma Steltzer	Fr.



# Paula Congleton

5th Head Coach in UNM Program History  
Record at UNM: 24-63

## **NOTEWORTHY :**

- Named the fifth head coach in program history on June 20, 2017
- Enters her second season at her alma mater
- Earned her 300th career victory on April 17, 2014
- Earned her 350th career victory on April 22, 2017
- Earned her 400th career victory on May 4, 2018
- Earned her first win at UNM against St. Mary's on Feb. 9, 2018 (4-1)

## **MORE NOTES ON COACH CONGLETON**

- Spent 19 seasons at Santa Barbara City College with the Vaqueros molding the program into one of the elite programs in the WSC
- Three-time WSC Gold Division Coach of the Year
- 2011 Southern Cal Coaching Staff of the Year
- 2011 NFCA National Coaching Staff of the Year
- Led the Vaqueros to four Southern Cal Regional appearances and one trip to the Southern Cal Super Regional
- Guided the Vaqueros to their greatest success of the program, winning a Southern Cal Regional series and advancing to the Super Regional for the first time ever in 2016
- Led the 2016 SBCC squad to the second-most games in program history (30-14)
- The 2016 team finished third WSC Gold Division
- In 2011, led the Vaqueros to a program-record 31 wins (31-7 overall), leading the team to a WSC title and the Southern Cal Regional
- Four-time Scholar Athlete first baseman for the Lobos (3.89 GPA)
- Three-time All-American at New Mexico
- Received her Doctorate in educational administration in 2009
- Served as a full-time professor at SBCC teaching health, weight training and kinesiology
- Served as Associate Athletic Director and Coordinator of the Academic Achievement Zone for student-athletes at SBCC

## **COACHING EXPERIENCE**

### **Head Coach:**

2017-Present - New Mexico (24-63)  
1998-2017 - Santa Barbara City Coll. (Calif.) (354-322)  
1996-1998 - Cal. State University Eastbay (33-77)

### **Graduate Assistant:**

1986-1988 - New Mexico

Overall NCAA DI record (Second Season): 24-63  
Overall NCAA record (Fourth Season): 57-137  
Overall record (23 years): 411-462 (.471)

## **ALMA MATER**

New Mexico (1984)

## **TWITTER**

Follow @CoachCongleton



# 2019 NEW MEXICO OVERALL STATISTICS

Record: 10-24 Home: 2-6 Away: 2-8 Neutral: 6-10 MW: 1-8

Player	avg	gp-gs	ab	r	h	2b	3b	hr	rbi	tb	slg%	bb	hp	so	gdp	ob%	sf	sh	sb-att	po	a	e	fld%
44 WILBON, Aleyah	.500	25-6	20	11	10	0	0	0	1	10	.500	1	0	7	0	.524	0	1	1-2	7	0	0	1.000
10 O'GRADY, Cameryn	.365	34-34	96	25	35	10	1	5	22	62	.646	22	1	18	0	.487	0	0	0-0	35	48	11	.883
8 KLITZKE, Bailey	.338	28-26	71	5	24	3	3	0	19	33	.465	9	0	6	1	.398	3	0	2-2	1	3	0	1.000
32 WILMERT, Lauren	.276	34-34	98	18	27	8	1	5	27	52	.531	11	1	27	1	.348	2	0	0-0	167	14	7	.963
12 HASLAM, Daryn	.240	23-15	50	5	12	0	0	3	7	21	.420	5	0	18	1	.309	0	0	0-0	18	23	4	.911
4 DeFLORA, D'Andra	.240	34-34	96	24	23	4	0	1	8	30	.313	12	6	38	1	.360	0	0	1-1	52	1	1	.981
2 BUCKHOLZ, Maggie	.218	26-22	55	9	12	1	1	2	17	21	.382	17	1	27	0	.411	0	0	0-1	23	0	1	.958
0 HOWARD, Andrea	.217	34-34	92	22	20	8	2	3	15	41	.446	20	1	29	0	.363	0	1	1-1	72	3	2	.974
22 SALAS, Monica	.210	31-31	81	10	17	1	0	4	15	30	.370	11	0	27	4	.304	0	0	1-1	20	35	7	.887
7 PETERSON, MacKenzie	.185	17-10	27	2	5	0	0	0	1	5	.185	6	1	5	0	.353	0	0	0-0	60	1	4	.938
3 JONES, Taylor	.170	26-19	53	5	9	0	0	1	3	12	.226	8	0	20	0	.279	0	0	0-0	75	25	3	.971
9 HALLEEN, Kasey	.154	19-17	39	3	6	1	0	0	2	7	.179	3	0	14	1	.214	0	1	0-0	28	24	4	.929
66 TOWNES, Sydney	.143	22-10	28	3	4	1	0	0	0	5	.179	7	0	11	0	.314	0	0	1-1	16	0	1	.941
5 BRODERICK, Sydney	.097	16-13	31	2	3	1	0	0	0	4	.129	2	0	13	1	.152	0	0	0-0	47	12	0	1.000
16 ROMERO, Leslie	.000	8-1	9	0	0	0	0	0	0	0	.000	0	0	2	0	.000	0	0	0-0	2	0	0	1.000
23 STELTZER, Emma	.000	3-0	2	0	0	0	0	0	0	0	.000	1	0	0	0	.333	0	0	0-0	0	0	0	.000
13 FERGUSON, Kennedy	.000	4-4	0	0	0	0	0	0	0	0	.000	0	0	0	0	.000	0	0	0-0	2	20	1	.957
99 SPENCER, Kiana	.000	1-1	0	0	0	0	0	0	0	0	.000	0	0	0	0	.000	0	0	0-0	0	7	1	.875
Totals	.244	34	848	144	207	38	8	24	137	333	.393	135	11	262	10	.353	5	3	7-9	625	216	47	.947
Opponents	.314	34	893	217	280	49	7	46	199	481	.539	137	21	142	0	.414	6	18	27-36	651	167	30	.965

LOB - Team (209), Opp (235). DPs turned - Team (4), Opp (12). IBB - Team (2), HOWARD 1, O'GRADY 1.

## (All games Sorted by Earned run avg)

Player	era	w-l	app	gs	cg	sho	sv	ip	h	r	er	bb	so	2b	3b	hr	b/avg	wp	hp	bk	sfa	sha
13 FERGUSON, Kennedy	3.99	3-10	24	15	9	1/0	0	100.0	133	85	57	40	65	14	1	21	.311	4	6	0	4	10
99 SPENCER, Kiana	5.40	5-10	21	14	8	2/0	0	81.2	102	74	63	52	50	24	4	16	.301	5	12	0	2	7
8 KLITZKE, Bailey	11.63	2-4	13	5	1	0/0	0	21.2	32	44	36	39	26	8	2	5	.330	11	3	0	0	1
23 STELTZER, Emma	13.12	0-0	3	0	0	0/0	0	2.2	6	6	5	2	0	2	0	2	.429	0	0	0	0	0
9 HALLEEN, Kasey	15.75	0-0	1	0	0	0/0	0	1.1	3	3	3	2	1	0	0	1	.429	0	0	0	0	0
44 WILBON, Aleyah	28.00	0-0	1	0	0	0/0	0	1.0	4	5	4	2	0	1	0	1	.500	1	0	0	0	0
Totals	5.61	10-24	34	34	18	3/0	0	208.1	280	217	167	137	142	49	7	46	.314	21	21	0	6	18
Opponents	4.26	24-10	34	34	9	2/2	4	217.0	207	144	132	135	262	38	8	24	.244	15	11	0	5	3

PB - Team (9), WILMERT 5, BRODERICK 4, Opp (7). SBA/ATT - WILMERT (19-24), FERGUSON (13-18), BRODERICK (8-12), KLITZKE (6-9), SPENCER (7-8), STELTZER (1-1).



# 2019 NEW MEXICO MOUNTAIN WEST STATISTICS

Record: 1-8 Home: 0-6 Away: 1-2 MW: 1-8

Player	avg	gp-gs	ab	r	h	2b	3b	hr	rbi	tb	slg%	bb	hp	so	gdp	ob%	sf	sh	sb-att	po	a	e	fld%
44 WILBON, Aleyah	.571	5-3	7	3	4	0	0	0	0	4	.571	0	0	2	0	.571	0	1	0-0	4	0	0	1.000
32 WILMERT, Lauren	.379	9-9	29	4	11	2	0	2	9	19	.655	1	0	10	0	.400	0	0	0-0	37	2	1	.975
10 O'GRADY, Cameryn	.333	9-9	24	8	8	2	0	2	7	16	.667	7	0	7	0	.484	0	0	0-0	9	19	3	.903
7 PETERSON, MacKenzie	.333	4-3	6	0	2	0	0	0	1	2	.333	1	0	1	0	.429	0	0	0-0	16	0	3	.842
8 KLITZKE, Bailey	.261	9-8	23	1	6	0	1	0	5	8	.348	2	0	2	0	.308	1	0	0-0	0	0	0	.000
3 JONES, Taylor	.238	7-7	21	1	5	0	0	1	2	8	.381	0	0	8	0	.238	0	0	0-0	23	13	2	.947
0 HOWARD, Andrea	.231	9-9	26	8	6	2	1	1	5	13	.500	5	0	7	0	.355	0	0	0-0	20	0	1	.952
4 DeFLORA, D'Andra	.200	9-9	25	6	5	1	0	0	0	6	.240	4	2	10	0	.355	0	0	0-0	15	0	1	.938
22 SALAS, Monica	.167	8-8	18	1	3	0	0	1	4	6	.333	3	0	9	1	.286	0	0	0-0	5	11	3	.842
5 BRODERICK, Sydney	.143	3-3	7	0	1	1	0	0	0	2	.286	1	0	3	0	.250	0	0	0-0	12	4	0	1.000
9 HALLEEN, Kasey	.143	3-2	7	0	1	0	0	0	0	1	.143	0	0	3	1	.143	0	0	0-0	5	5	1	.909
66 TOWNES, Sydney	.091	7-6	11	1	1	0	0	0	0	1	.091	5	0	3	0	.375	0	0	0-0	14	0	0	1.000
12 HASLAM, Daryn	.000	6-4	14	0	0	0	0	0	0	0	.000	0	0	6	1	.000	0	0	0-0	5	6	2	.846
2 BUCKHOLZ, Maggie	.000	3-1	4	0	0	0	0	0	0	0	.000	0	0	3	0	.000	0	0	0-0	0	0	0	.000
16 ROMERO, Leslie	.000	2-0	2	0	0	0	0	0	0	0	.000	0	0	1	0	.000	0	0	0-0	0	0	0	.000
23 STELTZER, Emma	.000	0-0	0	0	0	0	0	0	0	0	.000	0	0	0	0	.000	0	0	0-0	0	0	0	.000
13 FERGUSON, Kennedy	.000	0-0	0	0	0	0	0	0	0	0	.000	0	0	0	0	.000	0	0	0-0	0	7	0	1.000
99 SPENCER, Kiana	.000	1-1	0	0	0	0	0	0	0	0	.000	0	0	0	0	.000	0	0	0-0	0	1	0	1.000
Totals	.237	9	224	33	53	8	2	7	33	86	.384	29	2	75	3	.328	1	1	0-0	165	68	17	.932
Opponents	.362	9	260	87	94	24	2	17	78	173	.665	36	8	31	0	.450	3	4	8-10	171	43	8	.964

LOB - Team (53), Opp (59). DPs turned - Team (1), Opp (3).

### (MW games only Sorted by Earned run avg)

Player	era	w-l	app	gs	cg	sho	sv	ip	h	r	er	bb	so	2b	3b	hr	b/avg	wp	hp	bk	sfa	sha
13 FERGUSON, Kennedy	6.68	1-2	7	4	1	0/0	0	22.0	37	26	21	6	9	6	0	8	.366	2	1	0	2	3
99 SPENCER, Kiana	7.99	0-4	7	3	1	0/0	0	23.2	35	34	27	16	17	12	2	4	.327	4	6	0	1	1
8 KLITZKE, Bailey	12.60	0-2	5	2	0	0/0	0	5.0	9	13	9	8	4	3	0	1	.360	1	1	0	0	0
9 HALLEEN, Kasey	15.75	0-0	1	0	0	0/0	0	1.1	3	3	3	2	1	0	0	1	.429	0	0	0	0	0
23 STELTZER, Emma	17.50	0-0	2	0	0	0/0	0	2.0	6	6	5	2	0	2	0	2	.500	0	0	0	0	0
44 WILBON, Aleyah	28.00	0-0	1	0	0	0/0	0	1.0	4	5	4	2	0	1	0	1	.500	1	0	0	0	0
Totals	8.65	1-8	9	9	2	0/0	0	55.0	94	87	68	36	31	24	2	17	.362	8	8	0	3	4
Opponents	3.81	8-1	9	9	4	0/0	1	57.0	53	33	31	29	75	8	2	7	.237	0	2	0	1	1

PB - Team (2), BRODERICK 1, WILMERT 1. SBA/ATT - WILMERT (5-6), FERGUSON (4-5), BRODERICK (3-4), SPENCER (3-3), KLITZKE (0-1), STELTZER (1-1).

# 2019 NEW MEXICO GAME-BY-GAME STATISTICS

Date	Opponent	ab	r	h	rbi	2b	3b	hr	tb	bb	ibb	sb	cs	hbp	sac	sf	gdp	k	po	a	e	lob	avg
Feb 08	vs UTEP	26	15	9	15	0	0	1	12	16	0	0	1	2	0	0	2	7	21	8	0	8	.346
Feb 09	vs Creighton	20	8	9	8	1	1	1	15	4	1	0	0	0	0	0	1	8	15	2	0	4	.391
Feb 09	at New Mexico State	29	8	10	7	3	0	2	19	3	0	0	0	0	0	2	0	8	18	3	2	5	.373
Feb 15	vs Alabama	24	0	4	0	1	0	0	5	2	0	0	0	1	0	0	0	4	21	10	0	6	.323
Feb 15	vs Cal State Fullerton	26	2	5	2	2	0	0	7	9	0	0	0	0	0	0	0	10	18	7	3	12	.296
Feb 16	at Arizona	22	1	4	0	0	0	0	4	1	0	0	0	0	0	0	0	7	12	3	2	7	.279
Feb 16	vs Illinois-Chicago	27	13	11	11	2	1	1	18	8	0	0	0	0	0	0	0	2	18	9	2	5	.299
Feb 17	vs South Florida	28	1	4	1	1	0	0	5	4	0	0	0	0	0	0	0	12	22	15	2	8	.277
Feb 20	at Hawaii	25	1	3	1	0	0	0	3	1	0	0	0	1	0	0	1	9	18	3	1	5	.260
Feb 21	vs DePaul	25	5	5	5	0	0	3	14	4	0	0	0	0	0	0	1	8	21	7	2	3	.254
Feb 22	vs Canisius	26	10	11	9	1	1	2	20	5	0	1	0	0	0	0	0	2	15	6	0	6	.270
Feb 22	at Hawaii	27	2	7	2	2	0	1	12	2	0	0	0	0	0	0	1	4	18	6	3	6	.269
Feb 23	at Hawaii	22	3	3	3	2	0	1	8	3	0	0	1	0	1	0	0	4	21	2	0	2	.260
Feb 23	vs DePaul	26	2	4	1	2	0	0	6	5	0	0	0	0	0	0	0	5	18	7	1	8	.252
Feb 28	vs Florida	27	0	4	0	1	0	0	5	2	1	0	0	0	0	0	1	16	21	7	0	6	.245
Mar 01	vs Loyola Marymount	26	2	5	2	1	0	0	6	3	0	1	0	1	0	0	0	10	21	3	0	7	.241
Mar 01	vs Tennessee	19	1	4	1	0	0	1	7	2	0	0	0	0	0	0	0	9	15	4	1	5	.240
Mar 03	vs UCONN	26	1	6	1	1	0	0	7	4	0	0	0	0	0	1	0	9	18	6	0	9	.239
Mar 03	at Cal State Fullerton	16	1	1	1	0	0	1	4	2	0	0	0	0	0	0	0	7	12	5	2	2	.233
Mar 08	vs Oregon State	29	6	10	6	2	0	1	15	2	0	0	0	0	0	0	0	12	21	9	1	6	.240
Mar 08	vs Western Carolina	21	10	7	9	2	0	1	12	4	0	1	0	1	0	0	0	2	15	1	3	1	.244
Mar 09	vs Oregon State	29	3	6	3	2	1	0	10	6	0	0	0	1	0	0	0	11	21	6	2	12	.242
Mar 10	at Loyola Marymount	28	2	6	2	1	0	0	7	4	0	1	0	1	0	1	0	11	18	9	1	11	.240
*Mar 15	at San Diego State	26	3	6	3	0	0	0	6	5	0	0	0	1	0	0	0	14	21	13	1	8	.240
*Mar 16	at San Diego State	29	8	8	8	1	0	1	12	5	0	0	0	1	0	0	1	7	18	6	2	6	.242
*Mar 17	at San Diego State	31	3	8	3	0	2	1	15	3	0	0	0	0	0	0	0	3	18	6	1	10	.242
*Mar 22	COLORADO STATE	29	7	9	7	2	0	2	17	5	0	0	0	0	0	1	1	8	21	8	3	7	.245
*Mar 23	COLORADO STATE	19	1	3	1	2	0	0	5	4	0	0	0	0	0	0	0	7	15	6	0	7	.243
*Mar 24	COLORADO STATE	22	3	7	3	2	0	0	9	1	0	0	0	0	0	0	0	7	15	4	3	5	.245
Mar 26	NORTH DAKOTA	24	7	6	7	1	2	0	11	9	0	1	0	0	0	0	0	4	21	6	1	8	.245
Mar 26	NORTH DAKOTA	26	7	10	7	2	0	1	15	1	0	2	0	1	1	0	0	6	21	4	1	4	.250
*Mar 29	NEVADA	22	1	2	1	1	0	0	3	2	0	0	0	0	1	0	0	7	21	8	1	3	.246
*Mar 30	NEVADA	29	6	9	6	0	0	2	15	2	0	0	0	0	0	0	1	15	21	7	2	4	.248
*Mar 31	NEVADA	17	1	1	1	0	0	1	4	2	0	0	0	0	0	0	0	7	15	10	4	3	.244
Totals		848	144	207	137	38	8	24	333	135	2	7	2	11	3	5	10	262	625	216	47	209	.244

# 2019 NEW MEXICO GAME-BY-GAME STATISTICS

Date	Opponent	ip	h	r	er	bb	so	2b	3b	hr	wp	bk	hbp	dp	ibb	score	w-l	sv	era
Feb 08	vs UTEP	7.0	7	6	6	7	10	2	0	2	2	0	1	0	0	15-6	1-0	0	6.00
Feb 09	vs Creighton	5.0	3	0	0	5	2	0	0	0	0	0	1	0	0	8-0	2-0	0	3.50
Feb 09	at New Mexico State	6.0	7	9	7	4	6	1	0	4	3	0	2	0	0	8-9	2-1	0	5.06
Feb 15	vs Alabama	7.0	6	1	1	3	0	1	0	0	0	0	0	0	0	0-1	2-2	0	3.92
Feb 15	vs Cal State Fullerton	6.0	9	6	4	2	3	1	0	2	1	0	1	0	0	2-6	2-3	0	4.06
Feb 16	at Arizona	4.0	14	15	14	5	1	3	0	5	0	0	1	0	0	1-15	2-4	0	6.40
Feb 16	vs Illinois-Chicago	6.0	7	5	4	5	8	1	2	0	2	0	1	0	0	13-5	3-4	0	6.15
Feb 17	vs South Florida	7.1	6	2	0	2	6	0	0	0	0	0	0	1	0	1-2	3-5	0	5.21
Feb 20	at Hawaii	6.0	5	2	1	0	4	1	0	1	0	0	1	0	0	1-2	3-6	0	4.77
Feb 21	vs DePaul	7.0	12	9	7	9	3	1	0	1	2	0	1	0	0	5-9	3-7	0	5.02
Feb 22	vs Canisius	5.0	4	0	0	1	4	0	0	0	0	0	1	0	0	10-0	4-7	0	4.64
Feb 22	at Hawaii	6.0	4	3	2	2	3	1	0	0	0	0	1	0	0	2-3	4-8	0	4.45
Feb 23	at Hawaii	7.0	4	2	2	4	6	0	0	1	0	0	0	0	0	3-2	5-8	0	4.24
Feb 23	vs DePaul	6.0	8	4	4	3	3	3	0	1	0	0	0	1	0	2-4	5-9	0	4.27
Feb 28	vs Florida	7.0	5	1	0	1	5	1	0	0	0	0	0	0	0	0-1	5-10	0	3.94
Mar 01	vs Loyola Marymount	7.0	7	4	4	8	7	0	1	0	0	0	0	0	0	2-4	5-11	0	3.95
Mar 01	vs Tennessee	5.0	18	15	11	9	1	2	0	4	0	0	0	0	0	1-15	5-12	0	4.50
Mar 03	vs UCONN	6.0	8	2	2	1	6	0	0	1	0	0	0	0	0	1-2	5-13	0	4.38
Mar 03	at Cal State Fullerton	4.0	13	19	14	10	2	1	0	5	1	0	0	0	0	1-19	5-14	0	5.08
Mar 08	vs Oregon State	7.0	9	5	3	4	2	3	1	0	0	0	0	0	0	6-5	6-14	0	4.96
Mar 08	vs Western Carolina	5.0	2	0	0	0	3	0	0	0	0	0	0	1	0	10-0	7-14	0	4.77
Mar 09	vs Oregon State	7.0	8	5	3	1	3	0	0	1	1	0	0	0	0	3-5	7-15	0	4.67
Mar 10	at Loyola Marymount	6.0	5	6	6	7	5	1	0	1	1	0	1	0	0	2-6	7-16	0	4.77
*Mar 15	at San Diego State	7.0	7	1	0	0	1	1	0	0	0	0	0	0	0	3-1	8-16	0	4.54
*Mar 16	at San Diego State	6.0	10	9	7	4	5	2	0	2	2	0	1	0	0	8-9	8-17	0	4.69
*Mar 17	at San Diego State	6.0	7	4	4	4	5	2	0	0	1	0	1	0	0	3-4	8-18	0	4.69
*Mar 22	COLORADO STATE	7.0	12	9	6	3	1	5	0	2	0	0	0	0	0	7-9	8-19	0	4.74
*Mar 23	COLORADO STATE	5.0	10	9	9	3	3	2	1	2	0	0	0	0	0	1-9	8-20	0	4.97
*Mar 24	COLORADO STATE	5.0	12	16	11	4	2	4	1	3	2	0	3	0	0	3-16	8-21	0	5.27
Mar 26	NORTH DAKOTA	7.0	8	6	2	5	11	1	0	0	0	0	0	0	0	7-6	9-21	0	5.14
Mar 26	NORTH DAKOTA	7.0	7	3	2	3	7	1	1	0	0	0	1	0	0	7-3	10-21	0	5.03
*Mar 29	NEVADA	7.0	11	7	6	2	6	3	0	0	0	0	2	1	0	1-7	10-22	0	5.06
*Mar 30	NEVADA	7.0	9	11	7	6	5	2	0	3	2	0	1	0	0	6-11	10-23	0	5.13
*Mar 31	NEVADA	5.0	16	21	18	10	3	3	0	5	1	0	0	0	0	1-21	10-24	0	5.61
Totals		208.1	280	217	167	137	142	49	7	46	21	0	21	4	0	144-217	10-24	0	5.61

# 2019 NEW MEXICO RECORD AND INNING BREAKDOWN

Score by innings	1	2	3	4	5	6	7	8	Total
NEW MEXICO	34	18	14	28	15	18	17	0	144
Opponents	31	23	44	25	43	26	23	2	217

Record when ...			
Overall		10-24	After 4 leading 8-5
Conference		1-8	..... trailing 2-13
Non-Conference		9-16	..... tied 0-6
Home games		2-6	After 5 leading 6-4
Away games		2-8	..... trailing 1-9
Neutral site		6-10	..... tied 0-5
Day games		8-16	After 6 leading 5-2
Night games		2-8	..... trailing 1-14
vs Left starter		1-1	..... tied 0-2
vs Right starter		9-23	
1-Run games		3-9	Hit 0 home runs 2-14
2-Run games		1-4	... 1 home run 7-6
5+Run games		5-8	... 2+ home runs 1-4
Extra innings		0-2	
Shutouts		3-2	Opponent 0 home runs 8-7
			..... 1 home run 1-6
			..... 2+ HRs 1-11
Scoring 0-2 runs		0-16	
..... 3-5 runs		2-4	
..... 6-9 runs		4-4	Made 0 errors 4-5
..... 10+ runs		4-0	... 1 error 4-6
			... 2+ errors 2-13
Opponent 0-2 runs		5-5	
..... 3-5 runs		3-5	Opp. made 0 errors 4-12
..... 6-9 runs		2-8	..... 1 error 4-6
..... 10+ runs		0-6	..... 2+ errors 2-6
Scored in 1st inning		7-7	Out-hit opponent 7-4
Opp. scored in 1st		2-11	Out-hit by opponent 3-19
Scores first		8-9	Hits are tied 0-1
Opp. scores first		2-15	

## Record when team scores:

Runs	0	1	2	3	4	5	6	7	8	9	10+
W-L	0-2	0-9	0-5	2-3	0-0	0-1	1-1	2-1	1-2	0-0	4-0

## Record when opponent scores:

Runs	0	1	2	3	4	5	6	7	8	9	10+
W-L	3-0	1-2	1-3	1-1	0-3	2-1	2-2	0-1	0-0	0-5	0-6

## Record when leading after:

Inn.	1	2	3	4	5	6
W-L	7-3	9-4	8-5	8-5	6-4	5-2

## Record when trailing after:

Inn.	1	2	3	4	5	6
W-L	0-9	1-11	2-14	2-13	1-9	1-14

## Record when tied after:

Inn.	1	2	3	4	5	6
W-L	3-12	0-9	0-5	0-6	0-5	0-2

Current losing streak: 3  
 Longest winning streak: 2  
 Longest losing streak: 6

Home attendance : 4006 ( 8 dates avg = 500 )  
 Away attendance : 14057 ( 26 dates avg = 540 )  
 Total attendance: 18063 ( 34 dates avg = 531 )



# 2019 NEW MEXICO SITUATIONAL BREAKDOWN

Player	vs left			vs right			w/runners			w/bases empty			w/bases loaded			as leadoff			fly	gnd	fly/
	h	ab	avg	h	ab	avg	h	ab	avg	h	ab	avg	h	ab	avg	rch	ops	pct	out	out	gnd
5 BRODERICK, Sydney	0	2	.000	3	29	.103	0	15	.000	3	16	.188	0	0	---	4	7	.571	8	6	1.3
2 BUCKHOLZ, Maggie	3	7	.429	9	48	.188	10	30	.333	2	25	.080	2	4	.500	6	13	.462	8	7	1.1
4 DeFLORA, D'Andra	1	7	.143	22	89	.247	8	34	.235	15	62	.242	1	2	.500	18	34	.529	16	17	0.9
9 HALLEEN, Kasey	0	2	.000	6	37	.162	4	19	.211	2	20	.100	1	1	1.000	1	10	.100	8	10	0.8
12 HASLAM, Daryn	2	3	.667	10	47	.213	6	27	.222	6	23	.261	0	2	.000	4	12	.333	9	10	0.9
0 HOWARD, Andrea	1	7	.143	19	85	.224	12	49	.245	8	43	.186	0	6	.000	11	28	.393	33	10	3.3
3 JONES, Taylor	2	5	.400	7	48	.146	5	21	.238	4	32	.125	0	2	.000	6	17	.353	16	7	2.3
8 KLITZKE, Bailey	2	7	.286	22	64	.344	13	37	.351	11	34	.324	4	6	.667	4	13	.308	26	18	1.4
10 O'GRADY, Cameryn	2	8	.250	33	88	.375	23	59	.390	12	37	.324	0	5	.000	12	21	.571	30	10	3.0
7 PETERSON, MacKenZ	1	6	.167	4	21	.190	1	13	.077	4	14	.286	0	1	.000	3	9	.333	8	8	1.0
16 ROMERO, Leslie	0	1	.000	0	8	.000	0	3	.000	0	6	.000	0	0	---	0	0	---	2	5	0.4
22 SALAS, Monica	3	6	.500	14	75	.187	10	42	.238	7	39	.179	1	3	.333	5	24	.208	14	23	0.6
23 STELTZER, Emma	0	1	.000	0	1	.000	0	0	---	0	2	.000	0	0	---	0	1	.000	1	1	1.0
66 TOWNES, Sydney	0	1	.000	4	27	.148	1	11	.091	3	17	.176	0	0	---	2	10	.200	7	5	1.4
44 WILBON, Aleyah	0	1	.000	10	19	.526	3	8	.375	7	12	.583	0	1	.000	2	5	.400	1	2	0.5
32 WILMERT, Lauren	4	7	.571	23	91	.253	18	67	.269	9	31	.290	2	5	.400	3	14	.214	28	15	1.9
Totals	21	71	.296	186	777	.239	114	435	.262	93	413	.225	11	38	.289	81	218	.372	215	154	1.4
Opponents	134	436	.307	146	457	.319	155	499	.311	125	394	.317	12	42	.286	97	208	.466	256	205	1.2

Player	pinch hitting			w/runners in scoring pos			w/runner on 3rd and LT 2 out			with 2 outs			success adv runners			2- rnrns			rch	rch	kl
	h	ab	avg	h	ab	avg	rbi	ops	pct	h	ab	avg	adv	ops	pct	rbi	w/out	lob	err	fc	kl
5 BRODERICK, Sydney	0	3	.000	0	6	.000	0	2	.000	0	14	.000	1	16	.063	0	0	8	1	0	6
2 BUCKHOLZ, Maggie	0	3	.000	8	23	.348	4	7	.571	5	21	.238	18	37	.486	7	0	12	1	1	14
4 DeFLORA, D'Andra	0	0	---	6	20	.300	2	4	.500	2	30	.067	18	41	.439	3	3	16	3	1	6
9 HALLEEN, Kasey	0	0	---	1	6	.167	1	1	1.000	0	11	.000	7	21	.333	0	1	9	2	2	6
12 HASLAM, Daryn	0	6	.000	5	20	.250	0	0	---	6	21	.286	11	29	.379	6	2	19	1	1	6
0 HOWARD, Andrea	0	0	---	7	26	.269	0	5	.000	6	27	.222	17	52	.327	5	4	28	1	2	14
3 JONES, Taylor	1	3	.333	2	11	.182	0	3	.000	5	19	.263	9	23	.391	3	1	13	1	0	9
8 KLITZKE, Bailey	1	2	.500	11	28	.393	7	9	.778	11	28	.393	23	44	.523	7	8	23	0	3	3
10 O'GRADY, Cameryn	0	0	---	11	28	.393	4	9	.444	8	21	.381	37	67	.552	5	4	8	3	4	2
7 PETERSON, MacKenZ	1	4	.250	1	11	.091	0	4	.000	2	6	.333	5	14	.357	1	2	2	1	1	2
16 ROMERO, Leslie	0	2	.000	0	1	.000	0	0	---	0	6	.000	0	3	.000	0	0	2	0	0	2
22 SALAS, Monica	0	0	---	8	29	.276	3	4	.750	3	24	.125	18	46	.391	4	5	26	0	4	8
23 STELTZER, Emma	0	1	.000	0	0	---	0	0	---	0	0	---	0	0	---	0	0	0	0	0	0
66 TOWNES, Sydney	0	3	.000	0	5	.000	0	0	---	2	7	.286	8	15	.533	0	1	3	1	2	3
44 WILBON, Aleyah	2	4	.500	2	4	.500	0	1	.000	3	6	.500	6	10	.600	0	2	3	1	0	2
32 WILMERT, Lauren	0	0	---	10	44	.227	8	17	.471	9	30	.300	36	78	.462	8	8	27	3	2	9
Totals	5	31	.161	72	262	.275	29	66	.439	62	271	.229	214	496	.431	49	41	209	19	23	92
Opponents	10	35	.286	100	330	.303	41	71	.577	96	306	.314	301	578	.521	84	82	235	32	23	32

Success Advancing Runners = percentage of times the batter advanced at least one runner during a plate appearance  
 #Rnrns Adv w/Out = TOTAL number of runners advanced when the player made an out



# 00 ANDREA HOWARD

OF • 5-6 • 50.

ALBUQUERQUE, N.M. • LA CUEVA HS

## SINGLE-GAME HIGHS

Hits: 3, 2x, Last at Nevada, 3-24-18  
 Doubles: 1, 14x, Last vs. North Dakota, 3-26-19  
 Triples: 1, 3x, Last at San Diego State, 3-17-19  
 Home runs: 1, 10x, Last vs. Nevada, 3-30-19  
 Total bases: 7, at Nevada, 3-24-18  
 RBI: 4, at Nevada, 3-24-18  
 Runs scored: 3, 3x, Last vs UTEP, 2-8-19  
 Walks: 4, UTEP, 2-8-19  
 Hit by pitch: 1, 2x, Last vs. Alabama, 2-15-19

Struck out: 3, 3x, Last vs. Florida, 2-28-19  
 Sac flies: 1, 2x, at Colorado State, 4-8-18  
 Sac bunts: 1, 3x, Last at Hawai'i, 2-23-19  
 At bats: 5, at Colorado State, 4-7-18  
 Stolen bases: 1, 4x, Last vs. WCU, 3-8-19  
 Putouts: 13, at UTEP, 4-16-18  
 Assists: 1, 8x, Last vs. Oregon State, 3-8-19

Named All-Mountain West Second Team in 2018

## CAREER STATS (AT UNM)

Year	avg	gp-gs	ab	r	h	2b	3b	hr	rbi	tb	slg%	bb	hbp	so	gdp	ob%	sf	sh	sb-att	po	a	e	fld%
2018	.313	51-50	131	20	41	6	1	7	18	70	.534	23	1	39	1	.414	2	2	3-4	296	5	4	.987
2019	.217	34-34	92	22	20	8	2	3	15	41	.446	20	1	29	0	.363	0	1	1-1	72	3	2	.974
TOTAL	.274	85-84	223	42	61	14	3	10	33	111	.498	43	2	68	1	.393	2	3	4-5	368	8	6	.984

## 2019 GAME-BY-GAME

Date	Opponent	Pos	AB	R	H	RBI	2B	3B	HR	BB	SB	CS	HBP	SAC	SF	GDP	K	PO	A	E	Avg
Feb 08	vs UTEP	*of	1	3	0	0	0	0	0	4	0	0	0	0	0	0	1	1	0	0	.000
Feb 09	vs Creighton	*of	2	2	1	0	0	0	0	1	0	0	0	0	0	0	0	4	0	0	.333
Feb 09	at New Mexico State	*of	4	2	2	3	1	0	1	0	0	0	0	0	0	0	2	5	0	0	.429
Feb 15	vs Alabama	*of	2	0	0	0	0	0	0	0	0	0	1	0	0	0	0	1	1	0	.333
Feb 15	vs Cal State Fullerton	*of	4	0	0	0	0	0	0	0	0	0	0	0	0	0	1	1	0	0	.231
Feb 16	at Arizona	*of	1	0	0	0	0	0	0	1	0	0	0	0	0	0	1	2	0	0	.214
Feb 16	vs Illinois-Chicago	*of	4	1	2	1	1	0	0	0	0	0	0	0	0	0	1	0	0	0	.278
Feb 17	vs South Florida	*of	3	0	0	0	0	0	0	1	0	0	0	0	0	0	1	1	0	0	.238
Feb 20	at Hawaii	*of	3	0	0	0	0	0	0	0	0	0	0	0	0	0	2	3	0	0	.208
Feb 21	vs DePaul	*of	3	0	0	0	0	0	0	1	0	0	0	0	0	0	0	4	0	0	.185
Feb 22	vs Canisius	*of	4	0	0	0	0	0	0	0	0	0	0	0	0	0	0	1	0	0	.161
Feb 22	at Hawaii	*of	4	0	2	0	1	0	0	0	0	0	0	0	0	0	0	4	0	0	.200
Feb 23	at Hawaii	*of	2	0	0	0	0	0	0	0	0	0	0	1	0	0	0	6	0	0	.189
Feb 23	vs DePaul	*of	3	0	0	0	0	0	0	0	0	0	0	0	0	0	1	0	0	0	.175
Feb 28	vs Florida	*of	3	0	0	0	0	0	0	0	0	0	0	0	0	0	3	0	0	0	.163
Mar 01	vs Loyola Marymount	*of	3	0	1	0	0	0	0	0	0	0	0	0	0	0	1	4	0	0	.174
Mar 01	vs Tennessee	*of	1	0	0	0	0	0	0	1	0	0	0	0	0	0	1	2	1	0	.170
Mar 03	vs UCONN	*of	3	0	0	0	0	0	0	0	0	0	0	0	0	0	2	2	0	0	.160
Mar 03	at Cal State Fullerton	*of	1	0	0	0	0	0	0	0	0	0	0	0	0	0	0	2	0	0	.157
Mar 08	vs Oregon State	*of	3	1	1	2	0	0	1	0	0	0	0	0	0	0	2	1	1	0	.167
Mar 08	vs Western Carolina	*of	1	1	0	0	0	0	0	2	1	0	0	0	0	0	0	1	0	0	.164
Mar 09	vs Oregon State	*of	3	1	2	1	1	1	0	1	0	0	0	0	0	0	1	2	0	0	.190
Mar 10	at Loyola Marymount	*of	3	0	1	0	1	0	0	1	0	0	0	0	0	0	1	2	0	0	.197
Mar 15	at San Diego State	*of	1	1	0	0	0	0	0	3	0	0	0	0	0	0	1	4	0	0	.194
Mar 16	at San Diego State	*of	3	1	1	1	1	0	0	1	0	0	0	0	0	0	1	3	0	0	.200
Mar 17	at San Diego State	*of	4	1	1	0	1	0	0	0	0	0	0	0	0	0	0	2	0	0	.203
Mar 22	COLORADO STATE	*of	4	2	2	1	1	0	0	0	0	0	0	0	0	0	1	4	0	1	.219
Mar 23	COLORADO STATE	*of	3	0	0	0	0	0	0	0	0	0	0	0	0	0	1	2	0	0	.211
Mar 24	COLORADO STATE	*of	3	1	0	0	0	0	0	0	0	0	0	0	0	0	1	2	0	0	.203
Mar 26	NORTH DAKOTA-1	*of	2	2	0	0	0	0	0	2	0	0	0	0	0	0	0	2	0	0	.198
Mar 26	NORTH DAKOTA-2	*of	3	1	2	3	1	0	0	0	0	0	0	0	0	0	1	1	0	1	.214
Mar 29	NEVADA	*of	3	0	0	0	0	0	0	0	0	0	0	0	0	0	1	2	0	0	.207
Mar 30	NEVADA	*of	3	2	2	3	0	0	1	1	0	0	0	0	0	0	1	0	0	0	.222
Mar 31	NEVADA	*of	2	0	0	0	0	0	0	0	0	0	0	0	0	0	0	1	0	0	.217
Totals			34gs	92	22	20	15	8	2	3	20	1	0	1	0	0	29	72	3	2	.217

On base pct. .363 • Slugging pct. .446



**2 MAGGIE BUCKHOLZ** *UT • 5-7 • FR.*  
*SILVERTON, ORE. • SILVERTON HS*

**SINGLE-GAME HIGHS**

Hits: 3, Illinois-Chicago, 2-16-19  
 Doubles: 1, Western Carolina, 3-8-19  
 Triples: 1, Illinois-Chicago, 2-16-19  
 Home runs: 1, 2x, Last at Hawai'i, 2-23-19  
 Total bases: 8, Illinois-Chicago, 2-16-19  
 Runs scored: 2, 2x, Last vs. WCU, 3-8-19  
 RBI: 7, Illinois-Chicago, 2-16-19  
 Walks: 3, Cal State Fullerton, 2-15-19  
 Hit by pitch: 1, at LMU, 3-10-19

Struck out: 3, UConn, 3-3-19  
 Sac bunts:  
 At bats: 4, Illinois-Chicago, 2-16-19  
 Caught Stealing: 1, UTEP, 2-8-19  
 Putouts: 4, 2x, Last vs. Florida, 2-28-19  
 Assists: 1, Alabama, 2-15-19

**CAREER STATS (AT UNM)**

Year	avg	gp-gs	ab	r	h	2b	3b	hr	rbi	tb	slg%	bb	hbp	so	gdp	ob%	sf	sh	sb-att	po	a	e	fld%
2019	.218	26-22	55	9	12	1	1	2	17	21	.382	17	1	27	0	.411	0	0	0-1	23	0	1	.958
TOTAL	.218	26-22	55	9	12	1	1	2	17	21	.382	17	1	27	0	.411	0	0	0-1	23	0	1	.958

**2019 GAME-BY-GAME**

Date	Opponent	Pos	AB	R	H	RBI	2B	3B	HR	BB	SB	CS	HBP	SAC	SF	GDP	K	PO	A	E	Avg
Feb 08	vs UTEP	*of	3	1	1	3	0	0	0	2	0	1	0	0	0	0	0	1	0	0	.333
Feb 09	vs Creighton	*of	2	0	0	0	0	0	0	0	0	0	0	0	0	0	1	1	0	0	.200
Feb 09	at New Mexico State	ph	0	1	0	0	0	0	0	1	0	0	0	0	0	0	0	0	0	0	.200
Feb 15	vs Alabama	*of	2	0	0	0	0	0	0	1	0	0	0	0	0	0	2	2	0	0	.143
Feb 15	vs Cal State Fullerton	*of	1	0	0	0	0	0	0	3	0	0	0	0	0	0	1	4	0	0	.125
Feb 16	at Arizona	*of	2	0	0	0	0	0	0	0	0	0	0	0	0	0	1	1	0	0	.100
Feb 16	vs Illinois-Chicago	*dh	4	2	3	7	0	1	1	0	0	0	0	0	0	0	0	0	0	0	.286
Feb 17	vs South Florida	*dh	2	0	1	0	0	0	0	1	0	0	0	0	0	0	1	0	0	0	.312
Feb 20	at Hawaii	*of	3	0	0	0	0	0	0	0	0	0	0	0	0	0	2	1	0	1	.263
Feb 21	vs DePaul	*dh	2	1	0	0	0	0	0	1	0	0	0	0	0	0	1	0	0	0	.238
Feb 22	vs Canisius	*of	2	0	2	2	0	0	0	1	0	0	0	0	0	0	0	1	0	0	.304
Feb 22	at Hawaii	*of	3	0	1	1	0	0	0	0	0	0	0	0	0	0	0	0	0	0	.308
Feb 23	at Hawaii	*of	3	1	1	3	0	0	1	0	0	0	0	0	0	0	0	1	0	0	.310
Feb 23	vs DePaul	*of	2	0	0	0	0	0	0	1	0	0	0	0	0	0	1	0	0	0	.290
Feb 28	vs Florida	*of	3	0	1	0	0	0	0	0	0	0	0	0	0	0	2	4	0	0	.294
Mar 01	vs Loyola Marymount	*of	2	1	1	0	0	0	0	2	0	0	0	0	0	0	1	2	0	0	.306
Mar 01	vs Tennessee	*of	3	0	0	0	0	0	0	0	0	0	0	0	0	0	2	2	0	0	.282
Mar 03	vs UCONN	*of	3	0	0	0	0	0	0	1	0	0	0	0	0	0	3	1	0	0	.262
Mar 08	vs Oregon State	*dh	2	0	0	0	0	0	0	1	0	0	0	0	0	0	1	0	0	0	.250
Mar 08	vs Western Carolina	*of	2	2	1	1	1	0	0	1	0	0	0	0	0	0	0	1	0	0	.261
Mar 09	vs Oregon State	*of	2	0	0	0	0	0	0	0	0	0	0	0	0	0	2	1	0	0	.250
Mar 10	at Loyola Marymount	*dh	2	0	0	0	0	0	0	1	0	0	1	0	0	0	2	0	0	0	.240
Mar 15	at San Diego State	*dh	2	0	0	0	0	0	0	0	0	0	0	0	0	0	2	0	0	0	.231
Mar 16	at San Diego State	ph	1	0	0	0	0	0	0	0	0	0	0	0	0	0	1	0	0	0	.226
Mar 26	NORTH DAKOTA-1	ph	1	0	0	0	0	0	0	0	0	0	0	0	0	0	1	0	0	0	.222
Mar 31	NEVADA	ph	1	0	0	0	0	0	0	0	0	0	0	0	0	0	0	0	0	0	.218
Totals			22gs	55	9	12	17	1	1	2	17	0	1	1	0	0	27	23	0	1	.218

On base pct. .411 • Slugging pct. .382

**IF • 5-7 • 50.**

**ALBUQUERQUE, N.M. • LA CUEVA HS**



# 3 TAYLOR JONES

## SINGLE-GAME HIGHS

Hits: 2, 3x, Last vs. Colorado State, 3-22-19  
 Doubles: 1, 3x, Last at Boise State, 5-12-18  
 Home runs: 1, 2x, Last vs. CSU, 3-22-19  
 Total bases: 6, at Boise State, 5-12-18  
 RBI: 3, Howard, 3-10-18  
 Runs scored: 2, at Boise State, 5-12-18  
 Walks: 2, North Dakota, 3-26-19  
 Struck out: 2, 10x, Last vs. Nevada, 3-29-19  
 Sac flies: 1, Howard, 3-10-18

Sac bunts: 1, 2x, Last at Nevada, 3-24-18  
 At bats: 4, 4x, Last vs. Colorado State, 3-22-19  
 Stolen bases: 1, Howard, 3-10-18  
 Putouts: 11, San Diego State, 3-15-19  
 Assists: 5, 2x, Last vs. Nevada, 3-29-19

## CAREER STATS (AT UNM)

Year	avg	gp-gs	ab	r	h	2b	3b	hr	rbi	tb	slg%	bb	hbp	so	gdp	ob%	sf	sh	sb-att	po	a	e	fld%
2018	.216	24-11	37	6	8	3	0	1	4	14	.378	0	0	13	0	.211	1	2	1-1	8	6	2	.875
2019	.170	26-19	53	5	9	0	0	1	3	12	.226	8	0	20	0	.279	0	0	0-0	75	25	3	.971
TOTAL	.189	50-30	90	11	17	3	0	2	7	26	.289	8	0	33	0	.253	1	2	1-1	83	31	5	.958

## 2019 GAME-BY-GAME

Date	Opponent	Pos	AB	R	H	RBI	2B	3B	HR	BB	SB	CS	HBP	SAC	SF	GDP	K	PO	A	E	Avg
Feb 08	vs UTEP	*1b	4	0	0	0	0	0	0	1	0	0	0	0	0	0	2	6	0	0	.000
Feb 09	vs Creighton	*2b	2	0	0	0	0	0	0	0	0	0	0	0	0	0	2	2	1	0	.000
Feb 15	vs Alabama	ph	1	0	0	0	0	0	0	0	0	0	0	0	0	0	0	0	0	0	.000
Feb 15	vs Cal State Fullerton	*1b	2	0	0	0	0	0	0	1	0	0	0	0	0	0	1	5	0	1	.000
Feb 16	at Arizona	ss	1	0	1	0	0	0	0	0	0	0	0	0	0	0	0	0	0	0	.100
Feb 16	vs Illinois-Chicago	*2b	3	1	1	1	0	0	0	1	0	0	0	0	0	0	0	1	3	0	.154
Feb 17	vs South Florida	*2b	2	0	0	0	0	0	0	1	0	0	0	0	0	0	2	3	5	0	.133
Feb 20	at Hawaii	ph	1	0	0	0	0	0	0	0	0	0	0	0	0	0	0	0	0	0	.125
Feb 21	vs DePaul	ph	0	0	0	0	0	0	0	1	0	0	0	0	0	0	0	0	0	0	.125
Feb 22	vs Canisius	*1b	2	0	0	0	0	0	0	0	0	0	0	0	0	0	0	4	0	0	.111
Feb 22	at Hawaii	pr	0	0	0	0	0	0	0	0	0	0	0	0	0	0	0	0	0	0	.111
Feb 23	vs DePaul	ph	0	0	0	0	0	0	0	1	0	0	0	0	0	0	0	0	0	0	.111
Feb 28	vs Florida	*1b	2	0	0	0	0	0	0	0	0	0	0	0	0	0	2	8	0	0	.100
Mar 01	vs Loyola Marymount	*1b	2	0	0	0	0	0	0	0	0	0	0	0	0	0	1	2	0	0	.091
Mar 03	at Cal State Fullerton	*1b/ss	2	0	0	0	0	0	0	0	0	0	0	0	0	0	1	2	2	0	.083
Mar 08	vs Oregon State	*1b	3	1	1	0	0	0	0	0	0	0	0	0	0	0	1	9	1	0	.111
Mar 08	vs Western Carolina	*1b	2	1	0	0	0	0	0	0	0	0	0	0	0	0	0	3	0	0	.103
Mar 10	at Loyola Marymount	1b/ph	1	0	1	0	0	0	0	0	0	0	0	0	0	0	0	0	0	0	.133
Mar 15	at San Diego State	*1b	3	0	2	0	0	0	0	0	0	0	0	0	0	0	1	11	1	0	.182
Mar 16	at San Diego State	*2b	4	0	1	1	0	0	0	0	0	0	0	0	0	0	1	1	2	1	.189
Mar 17	at San Diego State	*1b/2b	4	0	0	0	0	0	0	0	0	0	0	0	0	0	2	3	0	0	.171
Mar 22	COLORADO STATE	*1b	4	1	2	1	0	0	1	0	0	0	0	0	0	0	1	7	0	1	.200
Mar 23	COLORADO STATE	*2b	2	0	0	0	0	0	0	0	0	0	0	0	0	0	0	0	2	0	.191
Mar 26	NORTH DAKOTA-1	*1b	2	1	0	0	0	0	0	2	0	0	0	0	0	0	0	7	0	0	.184
Mar 29	NEVADA	*2b	2	0	0	0	0	0	0	0	0	0	0	0	0	0	2	1	5	0	.176
Mar 31	NEVADA	*2b	2	0	0	0	0	0	0	0	0	0	0	0	0	0	1	0	3	0	.170
Totals		19gs	53	5	9	3	0	0	1	8	0	0	0	0	0	0	20	75	25	3	.170

On base pct. .279 • Slugging pct. .226





# 4 D'ANDRA DeFLORA

OF • 5-1 • SR.

FRESNO, TEXAS • L.V. HIGHTOWER HS

## SINGLE-GAME HIGHS

Hits: 4, Howard, 3-10-18  
 Doubles: 2, 2x, Last vs Northern Colo., 3-4-17  
 Triples: 1, vs Stephen F. Austin, 2-17-17  
 Home runs: 2, at Utah State, 4-22-17  
 Total bases: 8, at Utah State, 4-22-17  
 RBI: 5, at Utah State, 4-22-17  
 Runs scored: 3, 4x, Last at SDSU, 3-16-19  
 Walks: 3, George Washington, 2-23-18  
 Hit by pitch: 3, NMSU, 3-21-18

Struck out: 3, 5x, Last vs. Nevada, 3-30-19  
 Sac flies: 1, at UTEP, 3-15-16  
 Sac bunts: 1, 16x, Last vs Fresno State, 3-29-18  
 At bats: 5, 4x, Last at Colorado State, 4-7-18  
 Stolen bases: 3, Santa Clara, 3-11-17  
 Caught stealing: 1, 5x, Last vs. Bowling Green, 3-3-18  
 Putouts: 5, 5x, Last vs. Colorado State, 3-24-19  
 Assists: 2, Nevada, 4-8-17

## CAREER STATS (AT UNM)

Year	avg	gp-gs	ab	r	h	2b	3b	hr	rbi	tb	slg%	bb	hbp	so	gdp	ob%	sf	sh	sb-att	po	a	e	fld%
2016	.224	30-25	76	10	17	2	0	0	4	19	.250	4	2	10	0	.277	1	3	1-1	17	1	2	.900
2017	.247	49-49	146	29	36	9	1	5	23	62	.425	7	6	16	0	.308	0	9	6-7	85	13	3	.970
2018	.214	53-53	145	22	31	3	0	7	21	55	.379	11	9	41	3	.309	0	4	2-6	88	7	3	.969
2019	.240	34-34	96	24	23	4	0	1	8	30	.313	12	6	38	1	.360	0	0	1-1	52	1	1	.981
TOTAL	.231	166-161	463	85	107	18	1	13	56	166	.359	34	23	105	4	.315	1	16	10-15	242	22	9	.967

## 2019 GAME-BY-GAME

Date	Opponent	Pos	AB	R	H	RBI	2B	3B	HR	BB	SB	CS	HBP	SAC	SF	GDP	K	PO	A	E	Avg	
Feb 08	vs UTEP	*of	3	2	1	0	0	0	0	0	0	0	0	0	0	0	0	0	0	0	.333	
Feb 09	vs Creighton	*of	2	2	1	3	1	0	0	1	0	0	0	0	0	0	1	1	0	0	.400	
Feb 09	at New Mexico State	*of	4	2	3	1	1	0	0	0	0	0	0	0	0	0	0	2	0	0	.556	
Feb 15	vs Alabama	*of	3	0	1	0	0	0	0	0	0	0	0	0	0	0	2	1	0	0	.500	
Feb 15	vs Cal State Fullerton	*of	3	1	1	0	0	0	0	1	0	0	0	0	0	0	1	0	1	0	.467	
Feb 16	at Arizona	*of	2	0	1	0	0	0	0	0	0	0	0	0	0	0	1	0	0	0	.471	
Feb 16	vs Illinois-Chicago	*of	3	1	1	0	0	0	0	1	0	0	0	0	0	0	0	0	0	0	.450	
Feb 17	vs South Florida	*of	3	1	1	0	0	0	0	1	0	0	0	0	0	0	1	0	0	0	.435	
Feb 20	at Hawaii	*of	2	1	1	0	0	0	0	0	0	0	1	0	0	0	0	1	5	0	.440	
Feb 21	vs DePaul	*of	4	0	0	0	0	0	0	0	0	0	0	0	0	0	1	2	2	0	.379	
Feb 22	vs Canisius	*of	2	3	1	0	0	0	0	1	0	0	0	0	0	0	0	2	0	0	.387	
Feb 22	at Hawaii	*of	3	0	0	0	0	0	0	0	0	0	0	0	0	0	1	2	0	0	.353	
Feb 23	at Hawaii	*of	3	0	0	0	0	0	0	0	0	0	0	0	0	0	1	0	0	0	.324	
Feb 23	vs DePaul	*of	4	0	1	0	1	0	0	0	0	0	0	0	0	0	2	4	0	0	.317	
Feb 28	vs Florida	*of	3	0	0	0	0	0	0	0	0	0	0	0	0	0	2	1	0	0	.295	
Mar 01	vs Loyola Marymount	*of	4	0	1	0	0	0	0	0	0	0	0	0	0	0	2	2	0	0	.292	
Mar 01	vs Tennessee	*of	2	1	2	1	0	0	1	0	0	0	0	0	0	0	0	3	0	0	.320	
Mar 03	vs UCONN	*of	2	0	0	0	0	0	0	1	0	0	0	0	0	0	0	0	0	0	.308	
Mar 03	at Cal State Fullerton	*of	1	0	0	0	0	0	0	0	0	0	0	0	0	0	1	1	0	0	.302	
Mar 08	vs Oregon State	*of	4	1	2	3	0	0	0	0	0	0	0	0	0	0	1	4	0	0	.316	
Mar 08	vs Western Carolina	*of	2	1	0	0	0	0	0	0	0	0	1	0	0	0	0	1	0	0	.305	
Mar 09	vs Oregon State	*of	3	1	0	0	0	0	0	1	0	0	0	0	0	0	0	1	2	0	.290	
Mar 10	at Loyola Marymount	*of	3	0	0	0	0	0	0	0	0	0	0	0	0	0	3	0	0	0	.277	
Mar 15	at San Diego State	*of	3	1	1	0	0	0	0	0	0	0	1	0	0	0	2	0	0	0	.279	
Mar 16	at San Diego State	*of	2	3	0	0	0	0	0	1	0	0	1	0	0	0	1	0	0	0	.271	
Mar 17	at San Diego State	*of	4	0	0	0	0	0	0	0	0	0	0	0	0	0	1	0	0	0	.257	
Mar 22	COLORADO STATE	*of	2	1	0	0	0	0	0	2	0	0	0	0	0	0	2	2	0	0	.250	
Mar 23	COLORADO STATE	*of	3	0	1	0	1	0	0	0	0	0	0	0	0	0	1	2	0	0	.253	
Mar 24	COLORADO STATE	*of	3	0	2	0	0	0	0	0	0	0	0	0	0	0	0	5	0	1	.268	
Mar 26	NORTH DAKOTA-1	*of	3	0	0	0	0	0	0	1	0	0	0	0	0	0	2	0	0	0	.259	
Mar 26	NORTH DAKOTA-2	*of	3	1	0	0	0	0	0	0	1	0	1	0	0	0	3	4	0	0	.250	
Mar 29	NEVADA	*of	2	0	0	0	0	0	0	1	0	0	0	0	0	0	0	1	0	0	.244	
Mar 30	NEVADA	*of	4	1	1	0	0	0	0	0	0	0	0	0	0	0	3	3	0	0	.245	
Mar 31	NEVADA	*of	2	0	0	0	0	0	0	0	0	0	0	0	0	0	0	2	0	0	.240	
Totals			34gs	96	24	23	8	4	0	1	12	1	0	6	0	0	1	38	52	1	1	.240

On base pct. .360 • Slugging pct. .312



# 5 SYDNEY BRODERICK

**C • 5-4 • SO.**

**MESA, ARIZ. • DESERT RIDGE HS**

## SINGLE-GAME HIGHS

Hits: 3, St. Mary's, 3-10-18  
 Doubles: 1, 3x, Last vs. Colorado State, 3-23-19  
 Total bases: 4, St. Mary's, 3-10-18  
 RBI: 2, Howard, 3-10-18  
 Runs scored: 1, 8x, Last vs. North Dakota, 3-26-19  
 Walks: 1, 8x, Last vs. Nevada, 3-30-19  
 Hit by pitch: 1, vs Oregon, 2-11-18  
 Struck out: 3, at Colorado State, 4-8-18  
 Sac flies: 1, at Nevada, 3-24-18  
 Sac bunts: 1, 2x, Last vs UTSA, 3-2-18  
 At bats: 4, 3x, Last at Colorado State, 4-7-18  
 Putouts: 10, at Colorado State, 4-7-18  
 Assists: 3, 2x, Last vs. Nevada, 3-30-19  
 Runners CS: 2, Utah State, 4-21-18

## CAREER STATS (AT UNM)

Year	avg	gp-gs	ab	r	h	2b	3b	hr	rbi	tb	slg%	bb	hbp	so	gdp	ob%	sf	sh	sb-att	po	a	e	fld%
2018	.230	42-36	87	6	20	2	0	0	5	22	.253	6	1	12	2	.284	1	2	0-0	118	12	6	.956
2019	.097	16-13	31	2	3	1	0	0	0	4	.129	2	0	13	1	.152	0	0	0-0	47	12	0	1.000
<b>TOTAL</b>	<b>.195</b>	<b>58-49</b>	<b>118</b>	<b>8</b>	<b>23</b>	<b>3</b>	<b>0</b>	<b>0</b>	<b>5</b>	<b>26</b>	<b>.220</b>	<b>8</b>	<b>1</b>	<b>25</b>	<b>3</b>	<b>.250</b>	<b>1</b>	<b>2</b>	<b>0-0</b>	<b>165</b>	<b>24</b>	<b>6</b>	<b>.969</b>

## 2019 GAME-BY-GAME

Date	Opponent	Pos	AB	R	H	RBI	2B	3B	HR	BB	SB	CS	HBP	SAC	SF	GDP	K	PO	A	E	Avg	
Feb 08	vs UTEP	ph	1	0	0	0	0	0	0	0	0	0	0	0	0	1	0	0	0	0	.000	
Feb 09	vs Creighton	*c	2	0	0	0	0	0	0	0	0	0	0	0	0	0	2	2	0	0	.000	
Feb 15	vs Alabama	*c	3	0	0	0	0	0	0	0	0	0	0	0	0	0	0	1	0	0	.000	
Feb 16	at Arizona	*c	2	0	0	0	0	0	0	0	0	0	0	0	0	0	2	1	1	0	.000	
Feb 17	vs South Florida	*c	2	0	0	0	0	0	0	0	0	0	0	0	0	0	1	5	2	0	.000	
Feb 20	at Hawaii	*c	2	0	0	0	0	0	0	0	0	0	0	0	0	0	0	3	1	0	.000	
Feb 21	vs DePaul	*c	1	1	0	0	0	0	0	1	0	0	0	0	0	0	1	3	1	0	.000	
Feb 22	vs Canisius	ph	1	0	0	0	0	0	0	0	0	0	0	0	0	0	0	0	0	0	.000	
Feb 23	at Hawaii	*c	2	0	0	0	0	0	0	0	0	0	0	0	0	0	1	7	0	0	.000	
Mar 01	vs Loyola Marymount	ph	1	0	0	0	0	0	0	0	0	0	0	0	0	0	1	0	0	0	.000	
Mar 01	vs Tennessee	*c	2	0	0	0	0	0	0	0	0	0	0	0	0	0	1	1	1	0	.000	
Mar 03	vs UCONN	*c	2	0	1	0	0	0	0	0	0	0	0	0	0	0	0	5	2	0	.048	
Mar 16	at San Diego State	*c	3	0	0	0	0	0	0	0	0	0	0	0	0	0	1	5	1	0	.042	
Mar 23	COLORADO STATE	*c	2	0	1	0	1	0	0	0	0	0	0	0	0	0	0	3	0	0	.077	
Mar 26	NORTH DAKOTA-2	*c	3	1	1	0	0	0	0	0	0	0	0	0	0	0	1	7	0	0	.103	
Mar 30	NEVADA	*c	2	0	0	0	0	0	0	1	0	0	0	0	0	0	2	4	3	0	.097	
<b>Totals</b>			<b>13gs</b>		<b>31</b>	<b>2</b>	<b>3</b>	<b>0</b>	<b>1</b>	<b>0</b>	<b>2</b>	<b>0</b>	<b>0</b>	<b>0</b>	<b>0</b>	<b>0</b>	<b>1</b>	<b>13</b>	<b>47</b>	<b>12</b>	<b>0</b>	<b>.097</b>

On base pct. .152 • Slugging pct. .129



**7 MacKENZIE PETERSON**

**OF • 5-9 • FR.**  
**GILBERT, ARIZ. • PHOENIX COLLEGE**

**SINGLE-GAME HIGHS**

Hits: 1, 5x, Last vs. North Dakota, 3-26-19  
 Doubles:  
 Total bases: 1, 5x, Last vs. North Dakota, 3-26-19  
 RBI: 1, Colorado State, 3-24-19  
 Runs scored: 1, 2x, Last vs. Oregon St., 3-9-19  
 Walks: 2, 2x, Last vs. Oregon St., 3-9-19  
 Hit by Pitch: 1, Oregon St., 3-9-19  
 Struck out: 1, 5x, Last vs. Nevada, 3-29-19  
 Sac bunts:

At bats: 4, Illinois-Chicago, 2-16-19  
 Stolen bases:  
 Caught stealing:  
 Putouts: 10, Oregon State, 3-9-19  
 Assists: 1, Illinois-Chicago, 2-16-19

**CAREER STATS (AT UNM)**

Year	avg	gp-gs	ab	r	h	2b	3b	hr	rbi	tb	slg%	bb	hbp	so	gdp	ob%	sf	sh	sb-att	po	a	e	fld%
2019	.185	17-10	27	2	5	0	0	0	1	5	.185	6	1	5	0	.353	0	0	0-0	60	1	4	.938
TOTAL	.185	17-10	27	2	5	0	0	0	1	5	.185	6	1	5	0	.353	0	0	0-0	60	1	4	.938

**2019 GAME-BY-GAME**

Date	Opponent	Pos	AB	R	H	RBI	2B	3B	HR	BB	SB	CS	HBP	SAC	SF	GDP	K	PO	A	E	Avg
Feb 09	at New Mexico State	*1b	3	0	1	0	0	0	0	0	0	0	0	0	0	0	0	2	0	0	.333
Feb 16	at Arizona	1b	1	0	0	0	0	0	0	0	0	0	0	0	0	0	0	1	0	0	.250
Feb 16	vs Illinois-Chicago	*1b	4	0	1	0	0	0	0	0	0	0	0	0	0	0	0	7	1	1	.250
Feb 17	vs South Florida	ph/1b	1	0	0	0	0	0	0	0	0	0	0	0	0	0	0	1	0	0	.222
Feb 22	vs Canisius	ph/1b	1	0	0	0	0	0	0	0	0	0	0	0	0	0	0	2	0	0	.200
Feb 22	at Hawaii	*1b	2	0	0	0	0	0	0	1	0	0	0	0	0	0	0	6	0	0	.167
Feb 23	vs DePaul	*1b	1	1	0	0	0	0	0	2	0	0	0	0	0	0	0	6	0	0	.154
Feb 28	vs Florida	ph	1	0	0	0	0	0	0	0	0	0	0	0	0	0	0	1	0	0	.143
Mar 03	at Cal State Fullerton	1b	1	0	0	0	0	0	0	0	0	0	0	0	0	0	0	1	1	0	.133
Mar 08	vs Western Carolina	1b	0	0	0	0	0	0	0	0	0	0	0	0	0	0	0	3	0	0	.133
Mar 09	vs Oregon State	*1b	1	1	0	0	0	0	0	2	0	0	1	0	0	0	1	10	0	0	.125
Mar 10	at Loyola Marymount	*1b	2	0	0	0	0	0	0	0	0	0	0	0	0	0	0	6	0	0	.111
Mar 17	at San Diego State	ph/1b	1	0	1	0	0	0	0	0	0	0	0	0	0	0	0	1	0	0	.158
Mar 24	COLORADO STATE	*1b	2	0	1	1	0	0	0	0	0	0	0	0	0	0	0	4	0	0	.190
Mar 26	NORTH DAKOTA-1	*of	3	0	1	0	0	0	0	0	0	0	0	0	0	0	0	0	0	0	.208
Mar 29	NEVADA	*1b	2	0	0	0	0	0	0	0	0	0	0	0	0	0	0	1	6	0	.192
Mar 31	NEVADA	*1b	1	0	0	0	0	0	0	1	0	0	0	0	0	0	0	5	0	3	.185
Totals		10gs	27	2	5	1	0	0	0	6	0	0	1	0	0	0	5	60	1	4	.185

On base pct. .353 • Slugging pct. .185



# 8 BAILEY KLITZKE

P/1B • 5-8 • JR.

APACHE JUNCTION, ARIZ. • WICHITA ST.

## SINGLE-GAME HIGHS

Hits: 4, UTEP, 2-8-19  
 Doubles: 1, 3x, Last vs. LMU, 3-1-19  
 Triples: 1, 3x, Last vs. North Dakota, 3-26-19  
 Total bases: 4, 4x, Last vs. North Dakota, 3-26-19  
 RBI: 4, 2x, North Dakota, 3-26-19  
 Runs scored: 2, Canisius, 2-22-19  
 Walks: 1, 9x, Last at SDSU, 3-17-19  
 Struck out: 1, 6x, Last vs. Nevada, 3-30-19  
 Sac bunts: 1, at Texas, 2-23-18 (at WSU)  
 Sac fly: 1, 3x, Last vs. CSU, 3-22-19

At bats: 5, UTEP, 2-8-19  
 Stolen bases: 1, 2x, Last vs. UConn, 3-3-19  
 Innings pitched: 6.0, Illinois-Chicago, 2-16-19  
 Walks allowed: 7, 2x, Last at CSUF, 3-3-19  
 Strikeouts: 8, 2x, Last vs. Illinois-Chicago, 2-16-19  
 Batters faced: 32, Illinois-Chicago, 2-16-19  
 Putouts: 1, 2x, Last at Arizona, 2-16-19  
 Assists: 3, at Okla. St., 3-27-18 (at WSU)  
 Runners CS: 1, 7x, Last vs. Nevada, 3-30-19  
 Fewest hits allowed (3.0 IP min.): 5, UTEP, 2-8-19

## CAREER STATS (AT UNM)

Year	avg	qp-gs	ab	r	h	2b	3b	hr	rbi	tb	slq%	bb	hbp	so	qdp	ob%	sf	sh	sb-att	po	a	e	fld%
2019	.338	28-26	71	5	24	3	3	0	19	33	.465	9	0	6	1	.398	3	0	2-2	1	3	0	1.000
TOTAL	.338	28-26	71	5	24	3	3	0	19	33	.465	9	0	6	1	.398	3	0	2-2	1	3	0	1.000

Year	era	w-l	app	gs	cq	sho	sv	ip	h	r	er	bb	so	2b	3b	hr	bf	bavq	wp	hbp	bk	sfa	sha
2019	11.63	2-4	13	5	1	0/0	0	21.2	32	44	36	39	26	8	2	5	140	.330	11	3	0	0	1
TOTAL	11.63	2-4	13	5	1	0/0	0	21.2	32	44	36	39	26	8	2	5	140	.330	11	3	0	0	1

## 2019 GAME-BY-GAME

Date	Opponent	Pos	AB	R	H	RBI	2B	3B	HR	BB	SB	CS	HBP	SAC	SF	GDP	K	PO	A	E	Avg	
Feb 08	vs UTEP	*p/dh	5	0	4	4	0	0	0	0	0	0	0	0	0	0	0	0	0	0	0	.800
Feb 09	vs Creighton	*dh	1	1	1	0	0	0	0	1	0	0	0	0	0	0	0	0	0	0	0	.833
Feb 09	at New Mexico State	*dh/p	2	0	0	1	0	0	0	1	0	0	0	0	1	0	0	0	0	0	0	.625
Feb 15	vs Alabama	*dh	3	0	1	0	0	0	0	0	0	0	0	0	0	0	0	0	0	0	0	.545
Feb 15	vs Cal State Fullerton	*p/dh	3	0	1	0	1	0	0	1	0	0	0	0	0	0	1	0	0	0	0	.500
Feb 16	at Arizona	*dh/p	2	0	0	0	0	0	0	0	0	0	0	0	0	0	0	1	1	0	0	.438
Feb 16	vs Illinois-Chicago	*p	0	0	0	0	0	0	0	0	0	0	0	0	0	0	0	0	2	0	0	.438
Feb 17	vs South Florida	ph	1	0	0	0	0	0	0	0	0	0	0	0	0	0	0	0	0	0	0	.412
Feb 20	at Hawaii	*dh	3	0	1	0	0	0	0	0	0	0	0	0	0	0	0	0	0	0	0	.400
Feb 22	vs Canisius	*dh	2	2	2	2	0	1	0	0	1	0	0	0	0	0	0	0	0	0	0	.455
Feb 22	at Hawaii	*dh	3	0	0	0	0	0	0	0	0	0	0	0	0	0	1	0	0	0	0	.400
Feb 23	at Hawaii	*dh	2	1	1	0	1	0	0	1	0	0	0	0	0	0	0	0	0	0	0	.407
Feb 23	vs DePaul	*dh	3	0	1	0	0	0	0	0	0	0	0	0	0	0	0	0	0	0	0	.400
Feb 28	vs Florida	*dh	3	0	2	0	0	0	0	0	0	0	0	0	0	1	0	0	0	0	0	.424
Mar 01	vs Loyola Marymount	*dh/p	3	0	1	2	1	0	0	0	1	0	0	0	0	0	0	0	0	0	0	.417
Mar 01	vs Tennessee	*dh	2	0	0	0	0	0	0	1	0	0	0	0	0	0	1	0	0	0	0	.395
Mar 03	vs UCONN	*dh	2	0	1	1	0	0	0	1	0	0	0	0	1	0	0	0	0	0	0	.400
Mar 03	at Cal State Fullerton	*dh/p	1	0	0	0	0	0	0	1	0	0	0	0	0	0	0	0	0	0	0	.390
Mar 15	at San Diego State	ph	1	0	1	0	0	0	0	0	0	0	0	0	0	0	0	0	0	0	0	.405
Mar 16	at San Diego State	*dh	3	0	1	1	0	0	0	1	0	0	0	0	0	0	0	0	0	0	0	.400
Mar 17	at San Diego State	*p/dh	3	0	2	1	0	1	0	1	0	0	0	0	0	0	0	0	0	0	0	.417
Mar 22	COLORADO STATE	*dh	3	0	1	2	0	0	0	0	0	0	0	0	1	0	0	0	0	0	0	.412
Mar 23	COLORADO STATE	*dh/p	3	0	0	0	0	0	0	0	0	0	0	0	0	0	0	0	0	0	0	.389
Mar 24	COLORADO STATE	*p/dh	3	1	1	1	0	0	0	0	0	0	0	0	0	0	1	0	0	0	0	.386
Mar 26	NORTH DAKOTA-1	*dh	4	0	2	4	0	1	0	0	0	0	0	0	0	0	0	0	0	0	0	.393
Mar 26	NORTH DAKOTA-2	*dh	3	0	0	0	0	0	0	0	0	0	0	0	0	0	0	0	0	0	0	.375
Mar 29	NEVADA	*dh	3	0	0	0	0	0	0	0	0	0	0	0	0	0	0	0	0	0	0	.358
Mar 30	NEVADA	*dh/p	3	0	0	0	0	0	0	0	0	0	0	0	0	0	1	0	0	0	0	.343
Mar 31	NEVADA	*dh/p	1	0	0	0	0	0	0	0	0	0	0	0	0	0	0	0	0	0	0	.338
Totals			27gs		71	5	24	3	3	0	9	2	0	0	3	1	6	1	3	0		.338

On base pct. .398 • Slugging pct. .465

#8 KLITZKE, Bailey - 13 appearances (All games)

Date	Opponent	GS	IP	H	R	ER	BB	SO	2B	3B	HR	WP	BK	HBP	IBB	Score	W-L	Sv	ERA	NP
Feb 08	vs UTEP	*	5.0	5	5	5	7	8	2	0	1	2	0	1	0	15-6	1-0	0	7.00	120
Feb 09	at New Mexico State		1.0	3	4	2	2	1	1	0	1	3	0	0	0	8-9	1-1	0	8.17	26
Feb 15	vs Cal State Fullerton	*	0.0	1	2	2	1	0	0	0	1	1	0	0	0	2-6	1-1	0	10.50	12
Feb 16	at Arizona		2.0	3	2	1	1	1	1	0	1	0	0	0	0	1-15	1-1	0	8.75	29
Feb 16	vs Illinois-Chicago	*	6.0	7	5	4	5	8	1	2	0	2	0	1	0	13-5	2-1	0	7.00	131
Feb 21	vs DePaul		0.2	2	4	4	2	1	0	0	0	1	0	0	0	5-9	2-1	0	8.59	24
Mar 01	vs Loyola Marymount		1.2	1	3	3	6	2	0	0	0	0	0	0	0	2-4	2-2	0	9.00	54
Mar 03	at Cal State Fullerton		0.1	1	6	6	7	1	0	0	0	1	0	0	0	1-19	2-2	0	11.34	41
Mar 17	at San Diego State	*	0.1	0	0	0	1	0	0	0	0	0	0	1	0	3-4	2-2	0	11.12	14
Mar 23	COLORADO STATE		0.2	0	0	0	1	0	0	0	0	0	0	0	0	1-9	2-2	0	10.70	10
Mar 24	COLORADO STATE	*	0.1	4	4	4	0	0	1	0	1	0	0	0	0	3-16	2-3	0	12.06	16
Mar 30	NEVADA		3.2	4	6	3	3	4	2	0	0	1	0	0	0	6-11	2-4	0	10.98	82
Mar 31	NEVADA		0.0	1	3	2	3	0	0	0	0	0	0	0	0	1-21	2-4	0	11.63	14
Totals		5	21.2	32	44	36	39	26	8	2	5	11	0	3	0	61-134	2-4	0	11.63	-





# 9 KASEY HALLEEN

**IF • 5-6 • SR.**  
**TORRANCE, CALIF. • PALOS VERDES HS**

## SINGLE-GAME HIGHS

Hits: 2, 3x, Last vs. UConn, 3-3-19  
 Doubles: 1, 7x, Last vs. UConn, 3-3-19  
 Total bases: 3, 2x, Last vs. UConn, 3-3-19  
 RBI: 2, 4x, Last vs. WCU, 3-8-19  
 Runs scored: 1, 22x, Last vs. WCU, 3-8-19  
 Walks: 1, 18x, Last at Cal State Fullerton, 3-3-19  
 Hit by pitch: 1, 2x, Last at Fresno State, 3-29-18  
 Struck out: 2, 12x, Last vs. Nevada, 3-30-19  
 Sac flies: 1, 2x, Last at Nevada, 3-24-18

Sac bunts: 1, 4x, Last vs. North Dakota, 3-26-19  
 At bats: 5, at Colorado State, 4-7-18  
 Stolen bases: 1, George Washington, 2-23-18  
 Putouts: 14, at UC Davis, 2-28-16  
 Assists: 8, Boise State, 5-11-17

## CAREER STATS (AT UNM)

Year	avg	gp-gs	ab	r	h	2b	3b	hr	rbi	tb	slg%	bb	hbp	so	gdp	ob%	sf	sh	sb-att	po	a	e	fld%
2016	.171	24-13	41	4	7	0	0	0	3	7	.171	4	0	13	0	.244	0	1	0-0	71	14	3	.966
2017	.136	22-19	44	3	6	1	0	0	0	7	.159	1	0	7	0	.156	0	2	0-0	40	48	6	.936
2018	.189	49-49	127	13	24	5	0	0	10	29	.228	10	2	32	0	.255	2	0	1-1	75	87	14	.920
2019	.154	19-17	39	3	6	1	0	0	2	7	.179	3	0	14	1	.214	0	1	0-0	28	24	4	.929
<b>TOTAL</b>	<b>.171</b>	<b>114-98</b>	<b>251</b>	<b>23</b>	<b>43</b>	<b>7</b>	<b>0</b>	<b>0</b>	<b>15</b>	<b>50</b>	<b>.199</b>	<b>18</b>	<b>2</b>	<b>66</b>	<b>1</b>	<b>.231</b>	<b>2</b>	<b>4</b>	<b>1-1</b>	<b>214</b>	<b>173</b>	<b>27</b>	<b>.935</b>

## 2019 GAME-BY-GAME

Date	Opponent	Pos	AB	R	H	RBI	2B	3B	HR	BB	SB	CS	HBP	SAC	SF	GDP	K	PO	A	E	Avg
Feb 08	vs UTEP	*2b	1	1	0	0	0	0	0	1	0	0	0	0	0	0	0	1	0	0	.000
Feb 09	at New Mexico State	*2b	1	0	0	0	0	0	0	0	0	0	0	0	0	0	0	1	0	0	.000
Feb 15	vs Alabama	*2b	2	0	0	0	0	0	0	0	0	0	0	0	0	0	0	3	2	0	.000
Feb 15	vs Cal State Fullerton	*2b	2	0	1	0	0	0	0	1	0	0	0	0	0	0	1	3	2	0	.167
Feb 16	at Arizona	*2b	1	0	0	0	0	0	0	0	0	0	0	0	0	0	0	1	0	0	.143
Feb 20	at Hawaii	*2b	2	0	0	0	0	0	0	0	0	0	0	0	0	0	1	0	1	0	.111
Feb 28	vs Florida	*2b	3	0	0	0	0	0	0	0	0	0	0	0	0	0	1	0	3	0	.083
Mar 01	vs Loyola Marymount	*2b	2	0	0	0	0	0	0	0	0	0	0	0	0	0	0	2	1	0	.071
Mar 01	vs Tennessee	*2b	2	0	0	0	0	0	0	0	0	0	0	0	0	0	1	0	1	0	.062
Mar 03	vs UCONN	*2b	3	0	2	0	1	0	0	0	0	0	0	0	0	0	0	4	1	0	.158
Mar 03	at Cal State Fullerton	*2b	1	0	0	0	0	0	0	1	0	0	0	0	0	0	0	4	3	0	.150
Mar 08	vs Oregon State	*2b	3	1	1	0	0	0	0	0	0	0	0	0	0	0	1	1	1	0	.174
Mar 08	vs Western Carolina	*2b	2	1	1	2	0	0	0	0	0	0	0	0	0	0	1	1	0	1	.200
Mar 09	vs Oregon State	*2b	3	0	0	0	0	0	0	0	0	0	0	0	0	0	2	1	1	1	.179
Mar 15	at San Diego State	*2b	2	0	0	0	0	0	0	0	0	0	0	0	0	0	1	1	2	0	.167
Mar 17	at San Diego State	*2b	2	0	1	0	0	0	0	0	0	0	0	0	0	0	0	2	1	0	.188
Mar 26	NORTH DAKOTA-1	*2b	2	0	0	0	0	0	0	0	0	0	0	0	0	0	1	1	1	1	.176
Mar 26	NORTH DAKOTA-2	*2b	2	0	0	0	0	0	0	0	0	0	0	1	0	0	0	2	2	0	.167
Mar 30	NEVADA	*2b	3	0	0	0	0	0	0	0	0	0	0	0	0	1	2	2	2	1	.154
<b>Totals</b>			<b>17gs</b>	<b>39</b>	<b>3</b>	<b>6</b>	<b>2</b>	<b>1</b>	<b>0</b>	<b>3</b>	<b>0</b>	<b>0</b>	<b>0</b>	<b>1</b>	<b>0</b>	<b>1</b>	<b>14</b>	<b>28</b>	<b>24</b>	<b>4</b>	<b>.154</b>

On base pct. .214 • Slugging pct. .179

#9 HALLEEN, Kasey - 1 appearance (All games)

Date	Opponent	GS	IP	H	R	ER	BB	SO	2B	3B	HR	WP	BK	HBP	IBB	Score	W-L	Sv	ERA	NP
Mar 31	NEVADA		1.1	3	3	3	2	1	0	0	1	0	0	0	0	1-21	0-0	0	15.75	33
<b>Totals</b>		<b>0</b>	<b>1.1</b>	<b>3</b>	<b>3</b>	<b>3</b>	<b>2</b>	<b>1</b>	<b>0</b>	<b>0</b>	<b>1</b>	<b>0</b>	<b>0</b>	<b>0</b>	<b>0</b>	<b>1-21</b>	<b>0-0</b>	<b>0</b>	<b>15.75</b>	<b>-</b>



# 10 CAMERYN O'GRADY

55 • 5-6 • JR.  
ORANGE, CALIF. • EL MODENA HS

## SINGLE-GAME HIGHS

Hits: 4, at Texas Tech, 3-2-18  
 Doubles: 2, 2x, Last vs. CSU, 3-24-19  
 Triples: 1, 5x, Last vs. Creighton, 2-9-19  
 Home runs: 1, 9x, Last vs. Nevada, 3-31-19  
 Total bases: 8, Creighton, 2-9-19  
 RBI: 4, 2x, Last at SDSU, 3-16-19  
 Runs scored: 4, at Texas Tech, 3-2-18  
 Walks: 3, 3x, Last vs UTEP, 2-8-19  
 Hit by pitch: 1, 6x, Last vs. LMU, 3-1-19

Struck out: 3, 6x, Last at SDSU, 3-15-19  
 Sac bunts: 1, 3x, Last Utah State, 4-22-18  
 At bats: 5, 2x, Last at Nevada, 3-24-18  
 Stolen bases: 2, vs George Washington, 2-23-18  
 Putouts: 5, 4x, Last at Boise State, 5-12-18  
 Assists: 8, at San Jose State, 4-27-18

## CAREER STATS (AT UNM)

Year	avg	gp-gs	ab	r	h	2b	3b	hr	rbi	tb	slg%	bb	hbp	so	gdp	ob%	sf	sh	sb-att	po	a	e	fld%
2017	.109	26-19	46	1	5	0	0	0	3	5	.109	3	0	12	0	.163	0	0	0-0	38	39	10	.885
2018	.301	53-52	143	31	43	12	4	4	26	75	.524	32	5	50	0	.444	0	3	4-4	101	118	18	.924
2019	.365	34-34	96	25	35	10	1	5	22	62	.646	22	1	18	0	.487	0	0	0-0	35	48	11	.883
TOTAL	.291	113-105	285	57	83	22	5	9	51	142	.498	57	6	80	0	.420	0	3	4-4	174	205	39	.907

## 2019 GAME-BY-GAME

Date	Opponent	Pos	AB	R	H	RBI	2B	3B	HR	BB	SB	CS	HBP	SAC	SF	GDP	K	PO	A	E	Avg
Feb 08	vs UTEP	*ss	2	3	1	2	0	0	0	3	0	0	0	0	0	0	1	1	2	0	.500
Feb 09	vs Creighton	*ss	3	2	3	4	0	1	1	0	0	0	0	0	0	0	0	2	1	0	.800
Feb 09	at New Mexico State	*ss	4	1	3	1	1	0	1	0	0	0	0	0	0	0	1	1	1	1	.778
Feb 15	vs Alabama	*ss	3	0	1	0	0	0	0	0	0	0	0	0	0	0	0	2	3	0	.667
Feb 15	vs Cal State Fullerton	*ss	2	1	1	0	0	0	0	2	0	0	0	0	0	0	0	1	1	1	.643
Feb 16	at Arizona	*ss	2	0	1	0	0	0	0	0	0	0	0	0	0	0	0	1	2	0	.625
Feb 16	vs Illinois-Chicago	*ss	3	3	1	2	1	0	0	1	0	0	0	0	0	0	0	1	2	0	.579
Feb 17	vs South Florida	*ss	4	0	1	1	1	0	0	0	0	0	0	0	0	0	1	0	2	1	.522
Feb 20	at Hawaii	*ss	2	0	1	0	0	0	0	1	0	0	0	0	0	0	0	1	2	0	.520
Feb 21	vs DePaul	*ss	3	0	0	0	0	0	0	0	0	0	0	0	0	0	0	2	2	0	.464
Feb 22	vs Canisius	*ss	4	1	1	0	0	0	0	0	0	0	0	0	0	0	1	0	1	0	.438
Feb 22	at Hawaii	*ss	4	0	0	0	0	0	0	0	0	0	0	0	0	0	1	0	0	1	.389
Feb 23	at Hawaii	*ss	2	0	0	0	0	0	0	1	0	0	0	0	0	0	0	1	0	0	.368
Feb 23	vs DePaul	*ss	3	1	2	1	1	0	0	1	0	0	0	0	0	0	0	1	2	0	.390
Feb 28	vs Florida	*ss	3	0	1	0	1	0	0	1	0	0	0	0	0	0	0	2	2	0	.386
Mar 01	vs Loyola Marymount	*ss	3	0	0	0	0	0	0	0	0	0	0	1	0	0	2	1	0	0	.362
Mar 01	vs Tennessee	*ss	3	0	2	0	0	0	0	0	0	0	0	0	0	0	0	2	0	1	.380
Mar 03	vs UCONN	*ss	3	0	0	0	0	0	0	1	0	0	0	0	0	0	1	0	1	0	.358
Mar 03	at Cal State Fullerton	*ss	1	0	0	0	0	0	0	0	0	0	0	0	0	0	0	0	0	1	.352
Mar 08	vs Oregon State	*ss	3	0	2	0	1	0	0	1	0	0	0	0	0	0	0	0	2	0	.368
Mar 08	vs Western Carolina	*ss	3	0	1	0	0	0	0	0	0	0	0	0	0	0	1	1	0	1	.367
Mar 09	vs Oregon State	*ss	4	0	2	2	1	0	0	0	0	0	0	0	0	0	0	3	1	0	.375
Mar 10	at Loyola Marymount	*ss	2	2	0	0	0	0	0	2	0	0	0	0	0	0	1	2	1	1	.364
Mar 15	at San Diego State	*ss	3	1	0	0	0	0	0	1	0	0	0	0	0	0	3	1	4	0	.348
Mar 16	at San Diego State	*ss	3	2	3	4	0	0	1	1	0	0	0	0	0	0	0	0	0	1	.375
Mar 17	at San Diego State	*ss	3	1	0	0	0	0	0	1	0	0	0	0	0	0	0	1	3	0	.360
Mar 22	COLORADO STATE	*ss	3	1	0	0	0	0	0	1	0	0	0	0	0	0	1	0	5	0	.346
Mar 23	COLORADO STATE	*ss	2	0	1	1	0	0	0	1	0	0	0	0	0	0	1	1	1	0	.350
Mar 24	COLORADO STATE	*ss	2	1	2	1	2	0	0	1	0	0	0	0	0	0	0	0	0	1	.366
Mar 26	NORTH DAKOTA-1	*ss	3	2	1	0	0	0	1	0	0	0	0	0	0	0	0	0	1	0	.365
Mar 26	NORTH DAKOTA-2	*ss	3	1	2	2	1	0	1	0	0	0	0	0	0	0	0	0	2	0	.375
Mar 29	NEVADA	*ss	2	1	0	0	0	0	0	1	0	0	0	0	0	0	0	4	1	0	.367
Mar 30	NEVADA	*ss	4	0	1	0	0	0	0	0	0	0	0	0	0	0	1	1	2	0	.362
Mar 31	NEVADA	*ss	2	1	1	1	0	0	1	0	0	0	0	0	0	0	1	1	3	1	.365
Totals			34gs	96	25	35	22	10	1	5	22	0	0	1	0	0	18	35	48	11	.365

On base pct. .487 • Slugging pct. .646



# 12 DARYN HASLAM

IF • 5-4 • FR.

CEDAR PARK, TEXAS • VISTA RIDGE HS

## SINGLE-GAME HIGHS

Hits: 2, 4x, Last vs. North Dakota, 3-26-19  
 Doubles:  
 Triples:  
 Home runs: 1, 3x, Last at CSUF, 3-3-19  
 Total bases: 5, DePaul, 2-21-19  
 RBI: 3, DePaul, 2-21-19  
 Runs scored: 1, 5x, Last vs. WCU, 3-8-19  
 Walks: 2, Oregon State, 3-9-19  
 Hit by pitch:

Struck out: 3, Nevada, 3-30-19  
 Sac flies:  
 Sac bunts:  
 At bats: 4, 2x, Last vs. Colorado State, 3-22-19  
 Stolen bases:  
 Caught stealing:  
 Putouts: 5, DePaul, 2-23-19  
 Assists: 5, LMU, 3-10-19

## CAREER STATS (AT UNM)

Year	avg	gp-gs	ab	r	h	2b	3b	hr	rbi	tb	slg%	bb	hbp	so	qdp	ob%	sf	sh	sb-att	po	a	e	fld%
2019	.240	23-15	50	5	12	0	0	3	7	21	.420	5	0	18	1	.309	0	0	0-0	18	23	4	.911
TOTAL	.240	23-15	50	5	12	0	0	3	7	21	.420	5	0	18	1	.309	0	0	0-0	18	23	4	.911

## 2019 GAME-BY-GAME

Date	Opponent	Pos	AB	R	H	RBI	2B	3B	HR	BB	SB	CS	HBP	SAC	SF	GDP	K	PO	A	E	Avg
Feb 08	vs UTEP	ph/2b	1	1	0	0	0	0	0	1	0	0	0	0	0	0	1	0	1	0	.000
Feb 09	at New Mexico State	*2b	2	0	0	0	0	0	0	0	0	0	0	0	0	0	1	1	0	0	.000
Feb 15	vs Cal State Fullerton	ph	1	0	0	0	0	0	0	0	0	0	0	0	0	0	0	0	0	0	.000
Feb 16	at Arizona	3b	1	0	0	0	0	0	0	0	0	0	0	0	0	0	0	0	0	0	.000
Feb 21	vs DePaul	*2b	3	1	2	3	0	0	1	0	0	0	0	0	0	0	0	1	1	1	.250
Feb 22	vs Canisius	*2b	2	0	2	0	0	0	1	0	0	0	0	0	0	0	0	1	2	0	.400
Feb 22	at Hawaii	*2b	2	1	1	1	0	0	1	1	0	0	0	0	0	0	1	2	3	0	.417
Feb 23	at Hawaii	*2b	3	0	0	0	0	0	0	0	0	0	0	0	0	0	2	1	1	0	.333
Feb 23	vs DePaul	*2b	3	0	0	0	0	0	0	0	0	0	0	0	0	0	0	5	2	0	.278
Feb 28	vs Florida	ph	1	0	0	0	0	0	0	0	0	0	0	0	0	0	1	0	0	0	.263
Mar 01	vs Loyola Marymount	ph/3b	2	0	0	0	0	0	0	0	0	0	0	0	0	0	1	0	1	0	.238
Mar 03	at Cal State Fullerton	3b	1	1	1	1	0	0	1	0	0	0	0	0	0	0	0	0	0	0	.273
Mar 08	vs Oregon State	*3b	3	0	1	0	0	0	0	0	0	0	0	0	0	0	2	0	1	1	.280
Mar 08	vs Western Carolina	*dh	2	1	1	0	0	0	0	0	0	0	0	0	0	0	0	0	0	0	.296
Mar 09	vs Oregon State	*dh	2	0	0	0	0	0	0	2	0	0	0	0	0	0	1	0	0	0	.276
Mar 10	at Loyola Marymount	*2b	4	0	2	1	0	0	0	0	0	0	0	0	0	0	1	0	5	0	.303
Mar 15	at San Diego State	*2b	2	0	0	0	0	0	0	0	0	0	0	0	0	0	1	0	2	1	.286
Mar 17	at San Diego State	ph/3b	2	0	0	0	0	0	0	0	0	0	0	0	0	0	0	0	0	0	.270
Mar 22	COLORADO STATE	*2b	4	0	0	0	0	0	0	0	0	0	0	0	0	1	1	2	0	1	.244
Mar 24	COLORADO STATE	*2b	2	0	0	0	0	0	0	0	0	0	0	0	0	0	1	0	4	0	.233
Mar 26	NORTH DAKOTA-2	*3b	3	0	2	1	0	0	0	0	0	0	0	0	0	0	1	2	0	0	.261
Mar 29	NEVADA	ph	1	0	0	0	0	0	0	0	0	0	0	0	0	0	0	0	0	0	.255
Mar 30	NEVADA	*3b	3	0	0	0	0	0	0	0	0	0	0	0	0	0	3	3	0	0	.240
Totals		15gs	50	5	12	7	0	0	3	5	0	0	0	0	0	1	18	18	23	4	.240

On base pct. .309 • Slugging pct. .420



# 13 KENNEDY FERGUSON

P • 5-6 • FR.  
CAMAS, WASH. • CAMAS HS

## SINGLE-GAME HIGHS

Innings pitched: 7.1, South Florida, 2-17-19  
Walks allowed: 7, Tennessee, 3-1-19  
Strikeouts: 11, North Dakota, 3-26-19  
Batters faced: 35, North Dakota, 3-26-19  
Assists: 3, South Florida, 2-17-19  
Runners CS: 1, 5x, Last vs. Oregon St., 3-9-19  
Putouts: 1, Hawai'i, 2-22-19  
Fewest hits allowed (3.0 IP min.): 2, Western Carolina, 3-9-19  
Fewest BB allowed (3.0 IP min.): 0, 3x, Last at SDSU, 3-16-19

## CAREER STATS (AT UNM)

Year	avg	gp-gs	ab	r	h	2b	3b	hr	rbi	tb	slg%	bb	hbp	so	qdp	ob%	sf	sh	sb-att	po	a	e	fld%
2019	.000	4-4	0	0	0	0	0	0	0	0	.000	0	0	0	0	.000	0	0	0-0	2	20	1	.957
TOTAL	.000	4-4	0	0	0	0	0	0	0	0	.000	0	0	0	0	.000	0	0	0-0	2	20	1	.957

Year	era	w-l	app	gs	cq	sho	sv	ip	h	r	er	bb	so	2b	3b	hr	bf	bavq	wp	hbp	bk	sfa	sha
2019	3.99	3-10	24	15	9	1/0	0	100.0	133	85	57	40	65	14	1	21	488	.311	4	6	0	4	10
TOTAL	3.99	3-10	24	15	9	1/0	0	100.0	133	85	57	40	65	14	1	21	488	.311	4	6	0	4	10

## 2019 GAME-BY-GAME

Date	Opponent	GS	IP	H	R	ER	BB	SO	2B	3B	HR	WP	BK	HBP	IBB	Score	W-L	Sv	ERA	NP
Feb 08	vs UTEP		2.0	2	1	1	0	2	0	0	1	0	0	0	0	15-6	0-0	0	3.50	31
Feb 09	at New Mexico State	*	4.0	3	4	4	2	3	0	0	2	0	0	2	0	8-9	0-0	0	5.83	80
Feb 15	vs Cal State Fullerton		5.1	8	4	2	1	3	1	0	1	0	0	1	0	2-6	0-1	0	4.32	96
Feb 16	at Arizona		0.2	5	6	6	1	0	0	0	2	0	0	1	0	1-15	0-1	0	7.58	29
Feb 17	vs South Florida	*	7.1	6	2	0	2	6	0	0	0	0	0	0	0	1-2	0-2	0	4.71	98
Feb 21	vs DePaul	*	5.2	10	5	3	5	2	1	0	1	1	0	0	0	5-9	0-3	0	4.48	125
Feb 22	at Hawaii	*	6.0	4	3	2	2	3	1	0	0	0	0	1	0	2-3	0-4	0	4.06	91
Feb 23	vs DePaul	*	6.0	8	4	4	3	3	3	0	1	0	0	0	0	2-4	0-5	0	4.16	104
Feb 28	vs Florida	*	7.0	5	1	0	1	5	1	0	0	0	0	0	0	0-1	0-6	0	3.50	109
Mar 01	vs Loyola Marymount	*	5.1	6	1	1	2	5	0	1	0	0	0	0	0	2-4	0-6	0	3.26	87
Mar 01	vs Tennessee		3.0	10	10	6	7	1	0	0	2	0	0	0	0	1-15	0-6	0	3.88	105
Mar 03	vs UCONN	*	6.0	8	2	2	1	6	0	0	1	0	0	0	0	1-2	0-7	0	3.72	104
Mar 03	at Cal State Fullerton		0.1	3	5	0	1	0	0	0	1	0	0	0	0	1-19	0-7	0	3.70	38
Mar 08	vs Western Carolina	*	5.0	2	0	0	0	3	0	0	0	0	0	0	0	10-0	1-7	0	3.41	67
Mar 09	vs Oregon State	*	7.0	8	5	3	1	3	0	0	1	1	0	0	0	3-5	1-8	0	3.37	103
Mar 10	at Loyola Marymount		0.1	0	0	0	0	0	0	0	0	0	0	0	0	2-6	1-8	0	3.35	2
Mar 15	at San Diego State	*	7.0	7	1	0	0	1	1	0	0	0	0	0	0	3-1	2-8	0	3.05	100
Mar 16	at San Diego State		4.0	8	4	4	0	3	1	0	1	1	0	0	0	8-9	2-9	0	3.24	67
Mar 17	at San Diego State		2.0	2	1	1	0	2	1	0	0	1	0	0	0	3-4	2-9	0	3.25	27
Mar 22	COLORADO STATE	*	4.2	9	6	3	2	0	3	0	1	0	0	0	0	7-9	2-9	0	3.32	84
Mar 23	COLORADO STATE		0.1	4	5	5	1	0	0	0	1	0	0	0	0	1-9	2-9	0	3.70	30
Mar 26	NORTH DAKOTA-1	*	7.0	8	6	2	5	11	1	0	0	0	0	0	0	7-6	3-9	0	3.57	133
Mar 30	NEVADA	*	2.2	4	4	4	2	1	0	0	3	0	0	1	0	6-11	3-9	0	3.76	59
Mar 31	NEVADA	*	1.1	3	5	4	1	2	0	0	2	0	0	0	0	1-21	3-10	0	3.99	33
Totals			15	100.0	133	85	57	40	65	14	1	21	4	0	6	92-176	3-10	0	3.99	-



# 16 LESLIE ROMERO

**OF • 5-4 • FR.**  
**GONZALES, CALIF. • SALINAS HS**

## SINGLE-GAME HIGHS

Hits:  
 Doubles:  
 Home runs:  
 Total bases:  
 RBI:  
 Runs scored:  
 Walks:  
 Struck out: 1, 2x, Last vs. Nevada, 3-31-19  
 Sac bunts:

Sac flies:  
 At bats: 2, at New Mexico State, 2-9-19  
 Stolen bases:  
 Putouts: 1, 2x, Last at Arizona, 2-16-19  
 Assists:

## CAREER STATS (AT UNM)

Year	avg	gp-gs	ab	r	h	2b	3b	hr	rbi	tb	slg%	bb	hbp	so	gdp	ob%	sf	sh	sb-att	po	a	e	fld%
2019	.000	8-1	9	0	0	0	0	0	0	0	.000	0	0	2	0	.000	0	0	0-0	2	0	0	1.000
TOTAL	.000	8-1	9	0	0	0	0	0	0	0	.000	0	0	2	0	.000	0	0	0-0	2	0	0	1.000

## 2019 GAME-BY-GAME

Date	Opponent	Pos	AB	R	H	RBI	2B	3B	HR	BB	SB	CS	HBP	SAC	SF	GDP	K	PO	A	E	Avg
Feb 09	at New Mexico State	*of	2	0	0	0	0	0	0	0	0	0	0	0	0	0	0	1	0	0	.000
Feb 16	at Arizona	of	1	0	0	0	0	0	0	0	0	0	0	0	0	0	0	1	0	0	.000
Feb 20	at Hawaii	ph	1	0	0	0	0	0	0	0	0	0	0	0	0	0	0	0	0	0	.000
Mar 03	at Cal State Fullerton	of	1	0	0	0	0	0	0	0	0	0	0	0	0	0	1	0	0	0	.000
Mar 08	vs Western Carolina	2b	1	0	0	0	0	0	0	0	0	0	0	0	0	0	0	0	0	0	.000
Mar 24	COLORADO STATE	ph/of	1	0	0	0	0	0	0	0	0	0	0	0	0	0	0	0	0	0	.000
Mar 26	NORTH DAKOTA-2	of	1	0	0	0	0	0	0	0	0	0	0	0	0	0	0	0	0	0	.000
Mar 31	NEVADA	of	1	0	0	0	0	0	0	0	0	0	0	0	0	0	1	0	0	0	.000
Totals		1gs	9	0	0	0	0	0	0	0	0	0	0	0	0	0	2	2	0	0	.000

On base pct. .000 • Slugging pct. .000





# 22 MONICA SALAS

**IF • 5-3 • SR.**

**GOLETA, CALIF. • SANTA BARBARA CITY COLL.**

## SINGLE-GAME HIGHS

Hits: 3, Howard, 3-10-18  
 Doubles: 1, 4x, Last vs Cal State Fullerton, 2-15-19  
 Home runs: 1, 6x, Last vs. CSU, 3-22-19  
 Total bases: 5, 2x, Last vs. UTEP, 2-8-19  
 RBI: 4, UTEP, 2-8-19  
 Runs scored: 2, 4x, Last vs. Canisius, 2-22-19  
 Walks: 3, Illinois-Chicago, 2-16-19

Struck out: 2, 21x, Last vs. Nevada, 3-31-19  
 Sac flies: 1, at Nevada, 3-25-18  
 At bats: 4, 14x, Last at San Diego State, 3-16-19  
 Stolen bases: 2, Howard, 3-10-18  
 Putouts: 5, St. Mary's, 3-9-18  
 Assists: 5, at UTEP, 4-16-18

## CAREER STATS (AT UNM)

Year	avg	gp-gs	ab	r	h	2b	3b	hr	rbi	tb	slg%	bb	hbp	so	gdp	ob%	sf	sh	sb-att	po	a	e	fld%
2018	.238	45-35	101	9	24	3	0	2	15	33	.327	6	0	34	2	.278	1	0	2-2	35	44	7	.919
2019	.210	31-31	81	10	17	1	0	4	15	30	.370	11	0	27	4	.304	0	0	1-1	20	35	7	.887
TOTAL	.225	76-66	182	19	41	4	0	6	30	63	.346	17	0	61	6	.290	1	0	3-3	55	79	14	.905

## 2019 GAME-BY-GAME

Date	Opponent	Pos	AB	R	H	RBI	2B	3B	HR	BB	SB	CS	HBP	SAC	SF	GDP	K	PO	A	E	Avg
Feb 08	vs UTEP	*3b	4	1	2	4	0	0	1	1	0	0	0	0	0	1	1	1	2	0	.500
Feb 09	vs Creighton	*3b	3	1	2	0	0	0	0	0	0	0	0	0	0	1	0	1	0	0	.571
Feb 09	at New Mexico State	*3b	4	1	1	0	0	0	0	0	0	0	0	0	0	0	1	0	1	0	.455
Feb 15	vs Alabama	*3b	3	0	0	0	0	0	0	0	0	0	0	0	0	0	0	4	2	0	.357
Feb 15	vs Cal State Fullerton	*3b	4	0	1	2	1	0	0	0	0	0	0	0	0	0	2	1	1	1	.333
Feb 16	at Arizona	*3b	2	0	1	0	0	0	0	0	0	0	0	0	0	0	0	0	0	1	.350
Feb 16	vs Illinois-Chicago	*3b	1	2	0	0	0	0	0	3	0	0	0	0	0	0	0	0	1	1	.333
Feb 17	vs South Florida	*3b	4	0	1	0	0	0	0	0	0	0	0	0	0	0	2	2	2	0	.320
Feb 20	at Hawaii	*3b	3	0	0	1	0	0	0	0	0	0	0	0	0	0	2	0	1	0	.286
Feb 21	vs DePaul	*3b	3	1	1	1	0	0	1	0	0	0	0	0	0	0	1	1	2	0	.290
Feb 22	vs Canisius	*3b	2	2	1	2	0	0	1	1	0	0	0	0	0	0	0	0	3	0	.303
Feb 22	at Hawaii	*3b	3	0	1	0	0	0	0	0	0	0	0	0	0	1	0	0	2	1	.306
Feb 23	at Hawaii	*3b	2	0	0	0	0	0	0	1	0	0	0	0	0	0	0	2	0	0	.289
Feb 23	vs DePaul	*3b	3	0	0	0	0	0	0	0	0	0	0	0	0	0	0	0	0	0	.268
Feb 28	vs Florida	*3b	3	0	0	0	0	0	0	0	0	0	0	0	0	0	2	0	1	0	.250
Mar 01	vs Loyola Marymount	*3b	1	0	0	0	0	0	0	0	0	0	0	0	0	0	1	0	0	0	.244
Mar 01	vs Tennessee	*3b	2	0	0	0	0	0	0	0	0	0	0	0	0	0	2	1	1	0	.234
Mar 03	vs UCONN	*3b	3	0	1	0	0	0	0	0	0	0	0	0	0	0	1	1	2	0	.240
Mar 03	at Cal State Fullerton	*3b	1	0	0	0	0	0	0	0	0	0	0	0	0	0	0	0	0	0	.235
Mar 08	vs Western Carolina	*3b	2	1	1	1	0	0	0	1	0	0	0	0	0	0	0	0	0	0	.245
Mar 09	vs Oregon State	*3b	4	0	0	0	0	0	0	0	0	0	0	0	0	0	2	0	0	0	.228
Mar 10	at Loyola Marymount	*3b	4	0	1	0	0	0	0	0	0	0	0	0	0	0	1	1	1	0	.230
Mar 15	at San Diego State	*3b	3	0	1	1	0	0	0	0	0	0	0	0	0	0	2	0	1	0	.234
Mar 16	at San Diego State	*3b	4	0	0	0	0	0	0	0	0	0	0	0	0	1	1	0	1	0	.221
Mar 17	at San Diego State	*3b	2	0	0	0	0	0	0	0	0	0	0	0	0	0	0	0	0	1	.214
Mar 22	COLORADO STATE	*3b	2	1	1	3	0	0	1	2	0	0	0	0	0	0	0	2	3	0	.222
Mar 23	COLORADO STATE	*3b	1	0	0	0	0	0	0	1	0	0	0	0	0	0	1	0	3	0	.219
Mar 24	COLORADO STATE	*3b	2	0	1	0	0	0	0	0	0	0	0	0	0	0	1	1	0	1	.227
Mar 26	NORTH DAKOTA-1	*3b	2	0	0	0	0	0	0	1	1	0	0	0	0	0	0	0	2	0	.221
Mar 29	NEVADA	*3b	2	0	0	0	0	0	0	0	0	0	0	0	0	0	2	1	1	1	.215
Mar 31	NEVADA	*3b	2	0	0	0	0	0	0	0	0	0	0	0	0	0	2	1	2	0	.210
Totals			31gs	81	10	17	15	1	0	4	11	1	0	0	0	4	27	20	35	7	.210

On base pct. .304 • Slugging pct. .370



**23 EMMA STELTZER** *OF • 5-6 • FR.*  
*MANCHESTER, MO. • PARKWAY SOUTH HS*

**SINGLE-GAME HIGHS**

Hits:  
 Doubles:  
 Home runs:  
 Total bases:  
 RBI:  
 Runs scored:  
 Walks: 1, Canisius, 2-22-19  
 Struck out:  
 Sac bunts:

Sac flies:  
 At bats: 1, 2x, Last vs. WCU, 3-8-19  
 Stolen bases:  
 Putouts:  
 Assists:  
 Innings Pitched: 1.1, Nevada, 3-31-19  
 Walks Allowed: 2, Nevada, 3-31-19  
 Batters Faced: 11, Nevada, 3-31-19

**CAREER STATS (AT UNM)**

Year	avg	qp-qs	ab	r	h	2b	3b	hr	rbi	tb	slg%	bb	hbp	so	qdp	ob%	sf	sh	sb-att	po	a	e	fld%
2019	.000	3-0	2	0	0	0	0	0	0	0	.000	1	0	0	0	.333	0	0	0-0	0	0	0	.000
TOTAL	.000	3-0	2	0	0	0	0	0	0	0	.000	1	0	0	0	.333	0	0	0-0	0	0	0	.000

Year	era	w-l	app	qs	cq	sho	sv	ip	h	r	er	bb	so	2b	3b	hr	bf	bavq	wp	hbp	bk	sfa	sha
2019	13.12	0-0	3	0	0	0/0	0	2.2	6	6	5	2	0	2	0	2	16	.429	0	0	0	0	0
TOTAL	13.12	0-0	3	0	0	0/0	0	2.2	6	6	5	2	0	2	0	2	16	.429	0	0	0	0	0

**2019 GAME-BY-GAME**

Date	Opponent	Pos	AB	R	H	RBI	2B	3B	HR	BB	SB	CS	HBP	SAC	SF	GDP	K	PO	A	E	Av	
Feb 16	at Arizona	ph	1	0	0	0	0	0	0	0	0	0	0	0	0	0	0	0	0	0	0	.00
Feb 22	vs Canisius	ph	0	0	0	0	0	0	0	1	0	0	0	0	0	0	0	0	0	0	0	.00
Mar 08	vs Western Carolina	dh	1	0	0	0	0	0	0	0	0	0	0	0	0	0	0	0	0	0	0	.00
Totals		Ogs	2	0	0	0	0	0	0	1	0	0	0	0	0	0	0	0	0	0	0	.00

On base pct. .333 • Slugging pct. .000

#23 STELTZER, Emma - 3 appearances (All games)

Date	Opponent	GS	IP	H	R	ER	BB	SO	2B	3B	HR	WP	BK	HBP	IBB	Score	W-L	Sv	ERA	M
Mar 03	at Cal State Fullerton		0.2	0	0	0	0	0	0	0	0	0	0	0	0	1-19	0-0	0	0.00	
Mar 24	COLORADO STATE		0.2	1	1	0	0	0	0	0	1	0	0	0	0	3-16	0-0	0	0.00	1
Mar 31	NEVADA		1.1	5	5	5	2	0	2	0	1	0	0	0	0	1-21	0-0	0	13.12	4
Totals		0	2.2	6	6	5	2	0	2	0	2	0	0	0	0	5-56	0-0	0	13.12	



# **24 SKYLAR JENKINS**

**OF • 5-5 • FR.**

**LAWRENCEVILLE, GA. • BUFORD HS**

## **SINGLE-GAME HIGHS**

Hits:

Doubles:

Home runs:

Total bases:

RBI:

Runs scored:

Walks:

Struck out:

Sac bunts:

Sac flies:

At bats:

Stolen bases:

Putouts:

Assists:

## **CAREER STATS (AT UNM)**

## **2019 GAME-BY-GAME**



# 32 LAUREN WILMERT *C/1B • 5-10 • JR.* ALBUQUERQUE, N.M. • VOLCANO VISTA HS

## SINGLE-GAME HIGHS

Hits: 3, San Diego State, 3-17-19  
 Doubles: 1, 12x, Last vs. Nevada, 3-29-19  
 Triples: 1, North Dakota, 3-26-19  
 Home runs: 1, 7x, Last vs. Nevada, 3-30-19  
 Total bases: 6, 3x, Last at SDSU, 3-17-19  
 RBI: 5, 2x, Last vs. WCU, 3-8-19  
 Runs scored: 3, UTEP, 2-8-19  
 Walks: 3, UTEP, 2-8-19  
 Hit by pitch: 1, 2x, Last vs. UTEP, 2-8-19

Struck out: 3, George Washington, 2-23-18  
 Sac flies: 1, 3x, Last at LMU, 3-10-19  
 Sac bunts: 1, 3x, Last vs. Utah State, 4-22-18  
 At bats: 4, 15x, Last at CSU, 3-22-19  
 Stolen bases: 1, vs Western Michigan, 2-11-17  
 Putouts: 11, 2x, Last vs. North Dakota, 3-26-19  
 Assists: 2, 6x, Last vs. Oregon St., 3-9-19  
 Runners CS: 1, 10x, Last at SDSU, 3-15-19

## CAREER STATS (AT UNM)

Year	avg	gp-gs	ab	r	h	2b	3b	hr	rbi	tb	slg%	bb	hbp	so	gdp	ob%	sf	sh	sb-att	po	a	e	fld%
2017	.242	34-23	62	5	15	3	0	1	6	21	.339	6	0	15	1	.304	1	2	1-1	67	6	3	.961
2018	.180	32-20	61	5	11	1	0	1	11	15	.246	7	1	23	0	.275	0	1	0-0	87	11	4	.961
2019	.276	34-34	98	18	27	8	1	5	27	52	.531	11	1	27	1	.348	2	0	0-0	167	14	7	.963
TOTAL	.240	100-77	221	28	53	12	1	7	44	88	.398	24	2	65	2	.316	3	3	1-1	321	31	14	.962

## 2019 GAME-BY-GAME

Date	Opponent	Pos	AB	R	H	RBI	2B	3B	HR	BB	SB	CS	HBP	SAC	SF	GDP	K	PO	A	E	Avg
Feb 08	vs UTEP	*c	0	3	0	2	0	0	0	3	0	0	1	0	0	0	0	10	2	0	.000
Feb 09	vs Creighton	*1b	2	0	1	1	0	0	0	1	0	0	0	0	0	0	1	2	0	0	.500
Feb 09	at New Mexico State	*c	3	0	0	1	0	0	0	0	0	0	0	0	1	0	2	6	1	1	.200
Feb 15	vs Alabama	*1b	2	0	1	0	1	0	0	1	0	0	0	0	0	0	0	7	0	0	.286
Feb 15	vs Cal State Fullerton	*c	4	0	0	0	0	0	0	0	0	0	0	0	0	0	2	3	1	0	.182
Feb 16	at Arizona	*1b	2	0	0	0	0	0	0	0	0	0	0	0	0	0	0	4	0	1	.154
Feb 16	vs Illinois-Chicago	*c	4	1	2	0	0	0	0	0	0	0	0	0	0	0	1	9	0	0	.235
Feb 17	vs South Florida	*1b	3	0	0	0	0	0	0	0	0	0	0	0	0	0	0	11	1	1	.200
Feb 20	at Hawaii	*1b	3	0	0	0	0	0	0	0	0	0	0	0	0	1	0	4	0	0	.174
Feb 21	vs DePaul	*1b	3	1	1	1	0	0	1	0	0	0	0	0	0	0	2	7	0	1	.192
Feb 22	vs Canisius	*c	3	2	2	3	1	0	1	0	0	0	0	0	0	0	0	4	0	0	.241
Feb 22	at Hawaii	*c	3	1	2	0	1	0	0	0	0	0	0	0	0	0	0	3	0	1	.281
Feb 23	at Hawaii	*1b	3	1	1	0	1	0	0	0	0	0	0	0	0	0	0	3	0	0	.286
Feb 23	vs DePaul	*c	4	0	0	0	0	0	0	0	0	0	0	0	0	0	1	2	2	1	.256
Feb 28	vs Florida	*c	2	0	0	0	0	0	0	1	0	0	0	0	0	0	2	6	0	0	.244
Mar 01	vs Loyola Marymount	*c	2	1	0	0	0	0	0	1	0	0	0	0	0	0	0	8	1	0	.233
Mar 01	vs Tennessee	*1b	2	0	0	0	0	0	0	0	0	0	0	0	0	0	1	4	0	0	.222
Mar 03	vs UCONN	*1b	4	0	0	0	0	0	0	0	0	0	0	0	0	0	2	5	0	0	.204
Mar 03	at Cal State Fullerton	*c	2	0	0	0	0	0	0	0	0	0	0	0	0	0	0	2	0	0	.196
Mar 08	vs Oregon State	*c	4	0	1	1	0	0	0	0	0	0	0	0	0	0	2	5	1	0	.200
Mar 08	vs Western Carolina	*c	3	2	2	5	1	0	1	0	0	0	0	0	0	0	0	3	0	0	.224
Mar 09	vs Oregon State	*c	4	0	1	0	0	0	0	0	0	0	0	0	0	0	0	2	2	0	.226
Mar 10	at Loyola Marymount	*c	3	0	0	1	0	0	0	0	0	0	0	0	1	0	1	6	1	0	.215
Mar 15	at San Diego State	*c	4	0	1	2	0	0	0	0	0	0	0	0	0	0	0	1	1	0	.217
Mar 16	at San Diego State	*1b	4	1	2	1	0	0	0	0	0	0	0	0	0	0	1	6	0	0	.233
Mar 17	at San Diego State	*c	4	1	3	2	0	0	1	0	0	0	0	0	0	0	0	6	0	0	.260
Mar 22	COLORADO STATE	*c	4	1	2	0	1	0	0	0	0	0	0	0	0	0	2	1	0	0	.272
Mar 23	COLORADO STATE	*1b	2	0	0	0	0	0	0	1	0	0	0	0	0	0	2	6	0	0	.265
Mar 24	COLORADO STATE	*c	3	0	0	0	0	0	0	0	0	0	0	0	0	0	2	2	0	0	.256
Mar 26	NORTH DAKOTA-1	*c	2	1	2	3	1	1	0	2	0	0	0	0	0	0	0	11	0	0	.273
Mar 26	NORTH DAKOTA-2	*1b	2	1	0	0	0	0	0	1	0	0	0	0	0	0	0	3	0	0	.267
Mar 29	NEVADA	*c	3	0	1	1	1	0	0	0	0	0	0	0	0	0	1	6	1	0	.269
Mar 30	NEVADA	*1b	3	1	2	3	0	0	1	0	0	0	0	0	0	0	1	5	0	1	.281
Mar 31	NEVADA	*c	2	0	0	0	0	0	0	0	0	0	0	0	0	0	1	4	0	0	.276
Totals		34gs	98	18	27	27	8	1	5	11	0	0	1	0	2	1	27	167	14	7	.276

On base pct. .348 • Slugging pct. .531



# 44 ALEYAH WILBON

OF • 5-3 • SR.

FONTANA, CALIF. • SUMMIT HS

### SINGLE-GAME HIGHS

Hits: 3, 2x, Last vs. Nevada, 3-30-19  
 Doubles: 1, Howard, 3-10-18  
 Total bases: 3, 2x, Last vs. Nevada, 3-30-19  
 RBI: 1, 3x, Last vs. North Dakota, 3-26-19  
 Runs scored: 2, 4x, Last vs. Nevada, 3-30-19  
 Walks: 3, Sac. State, 3-11-18  
 Hit by pitch: 1, vs St. Mary's, 2-9-18  
 Sac Bunts: 1, 3x, Last vs. Nevada, 3-29-19  
 Struck out: 2, 7x, Last at CSUF, 3-3-19

At bats: 4, 3x, Last vs. Nevada, 3-30-19  
 Stolen bases: 1, 6x, Last vs. North Dakota, 3-26-19  
 Caught stealing: 1, 4x, Last at Hawai'i, 2-23-19  
 Putouts: 3, Utah State, 4-22-18  
 Assists: 1, at New Mexico State, 4-3-18

### CAREER STATS (AT UNM)

Year	avg	gp-gs	ab	r	h	2b	3b	hr	rbi	tb	slg%	bb	hbp	so	gdp	ob%	sf	sh	sb-att	po	a	e	fld%
2018	.222	38-25	63	13	14	1	0	0	2	15	.238	16	1	24	0	.388	0	2	5-8	26	1	1	.964
2019	.500	25-6	20	11	10	0	0	0	1	10	.500	1	0	7	0	.524	0	1	1-2	7	0	0	1.000
TOTAL	.289	63-31	83	24	24	1	0	0	3	25	.301	17	1	31	0	.416	0	3	6-10	33	1	1	.971

### 2019 GAME-BY-GAME

Date	Opponent	Pos	AB	R	H	RBI	2B	3B	HR	BB	SB	CS	HBP	SAC	SF	GDP	K	PO	A	E	Avg	
Feb 09	at New Mexico State	of	0	1	0	0	0	0	0	1	0	0	0	0	0	0	0	0	0	0	0	.000
Feb 15	vs Alabama	pr	0	0	0	0	0	0	0	0	0	0	0	0	0	0	0	0	0	0	0	.000
Feb 15	vs Cal State Fullerton	pr	0	0	0	0	0	0	0	0	0	0	0	0	0	0	0	0	0	0	0	.000
Feb 16	at Arizona	of	1	1	0	0	0	0	0	0	0	0	0	0	0	0	0	0	0	0	0	.000
Feb 16	vs Illinois-Chicago	pr	0	1	0	0	0	0	0	0	0	0	0	0	0	0	0	0	0	0	0	.000
Feb 20	at Hawaii	pr	0	0	0	0	0	0	0	0	0	0	0	0	0	0	0	0	0	0	0	.000
Feb 21	vs DePaul	*of	3	0	1	0	0	0	0	0	0	0	0	0	0	0	1	1	0	0	0	.250
Feb 22	at Hawaii	pr	0	0	0	0	0	0	0	0	0	0	0	0	0	0	0	0	0	0	0	.250
Feb 23	at Hawaii	pr	0	0	0	0	0	0	0	0	0	1	0	0	0	0	0	0	0	0	0	.250
Feb 23	vs DePaul	pr	0	0	0	0	0	0	0	0	0	0	0	0	0	0	0	0	0	0	0	.250
Feb 28	vs Florida	pr	0	0	0	0	0	0	0	0	0	0	0	0	0	0	0	0	0	0	0	.250
Mar 01	vs Loyola Marymount	ph	1	0	1	0	0	0	0	0	0	0	0	0	0	0	0	0	0	0	0	.400
Mar 03	vs UCONN	ph	1	1	1	0	0	0	0	0	0	0	0	0	0	0	0	0	0	0	0	.500
Mar 03	at Cal State Fullerton	*of	2	0	0	0	0	0	0	0	0	0	0	0	0	0	2	0	0	0	0	.375
Mar 08	vs Oregon State	pr	0	1	0	0	0	0	0	0	0	0	0	0	0	0	0	0	0	0	0	.375
Mar 08	vs Western Carolina	of	0	0	0	0	0	0	0	0	0	0	0	0	0	0	0	0	0	0	0	.375
Mar 09	vs Oregon State	ph	1	0	0	0	0	0	0	0	0	0	0	0	0	0	1	0	0	0	0	.333
Mar 10	at Loyola Marymount	ph	1	0	0	0	0	0	0	0	0	0	0	0	0	0	1	0	0	0	0	.300
Mar 22	COLORADO STATE	pr	0	0	0	0	0	0	0	0	0	0	0	0	0	0	0	0	0	0	0	.300
Mar 23	COLORADO STATE	pr	0	1	0	0	0	0	0	0	0	0	0	0	0	0	0	0	0	0	0	.300
Mar 26	NORTH DAKOTA-1	pr	0	1	0	0	0	0	0	0	0	0	0	0	0	0	0	0	0	0	0	.300
Mar 26	NORTH DAKOTA-2	*of	3	2	3	1	0	0	0	1	0	0	0	0	0	0	0	2	0	0	0	.462
Mar 29	NEVADA	*of	2	0	1	0	0	0	0	0	0	0	0	1	0	0	0	0	0	0	0	.467
Mar 30	NEVADA	*of	4	2	3	0	0	0	0	0	0	0	0	0	0	0	1	3	0	0	0	.526
Mar 31	NEVADA	*of/p	1	0	0	0	0	0	0	0	0	0	0	0	0	0	1	1	0	0	0	.500
Totals		6gs		20	11	10	1	0	0	1	1	1	0	1	0	0	7	7	0	0	0	.500

On base pct. .524 • Slugging pct. .500

#44 WILBON, Aleyah - 1 appearance (All games)

Date	Opponent	GS	IP	H	R	ER	BB	SO	2B	3B	HR	WP	BK	HBP	IBB	Score	W-L	Sv	ERA	NP
Mar 31	NEVADA		1.0	4	5	4	2	0	1	0	1	1	0	0	0	1-21	0-0	0	28.00	26
Totals		0	1.0	4	5	4	2	0	1	0	1	1	0	0	0	1-21	0-0	0	28.00	-





**66 SYDNEY TOWNES** *OF • 5-6 • SR.*  
*LOMPOC, CALIF. • SANTA BARBARA CITY COLL.*

**SINGLE-GAME HIGHS**

Hits: 2, 4x, Last vs. UNLV, 3-26-18  
 Doubles: 1, 3x, Last vs. Oregon St., 3-8-19  
 Triples: 1, George Washington, 2-25-18  
 Total bases: 4, George Washington, 2-25-18  
 RBI: 1, 4x, Last vs. New Mexico State, 3-21-18  
 Runs scored: 2, 3x, Last vs. Utah State, 4-21-18  
 Walks: 2, 4x, Last vs. Illinois-Chicago, 2-16-19  
 Hit by pitch: 1, 4x, Last vs. Utah State, 4-21-18  
 Struck out: 2, 11x, Last vs. Oregon St., 3-8-19

Sac bunts: 1, 2x, Last at San Jose St., 4-29-18  
 At bats: 5, at Nevada, 3-24-18  
 Stolen bases: 1, 7x, Last at LMU, 3-10-19  
 Putouts: 5, UNLV, 3-18-18  
 Assists: 1, 2x, Last vs. UNLV, 3-18-18

**CAREER STATS (AT UNM)**

Year	avg	gp-gs	ab	r	h	2b	3b	hr	rbi	tb	slg%	bb	hbp	so	gdp	ob%	sf	sh	sb-att	po	a	e	fld%
2018	.186	45-44	102	16	19	2	1	0	4	23	.225	23	4	40	0	.357	0	2	6-6	59	2	4	.938
2019	.143	22-10	28	3	4	1	0	0	0	5	.179	7	0	11	0	.314	0	0	1-1	16	0	1	.941
TOTAL	.177	67-54	130	19	23	3	1	0	4	28	.215	30	4	51	0	.348	0	2	7-7	75	2	5	.939

**2019 GAME-BY-GAME**

Date	Opponent	Pos	AB	R	H	RBI	2B	3B	HR	BB	SB	CS	HBP	SAC	SF	GDP	K	PO	A	E	Avg
Feb 08	vs UTEP	ph/of	1	0	0	0	0	0	0	0	0	0	0	0	0	0	1	0	0	0	.000
Feb 09	vs Creighton	ph/of	1	0	0	0	0	0	0	0	0	0	0	0	0	0	1	0	0	0	.000
Feb 09	at New Mexico State	pr	0	0	0	0	0	0	0	0	0	0	0	0	0	0	0	0	0	0	.000
Feb 16	at Arizona	of	0	0	0	0	0	0	0	0	0	0	0	0	0	0	0	0	0	0	.000
Feb 16	vs Illinois-Chicago	*of	1	1	0	0	0	0	0	2	0	0	0	0	0	0	0	0	0	0	.000
Feb 17	vs South Florida	*of	3	0	0	0	0	0	0	0	0	0	0	0	0	0	2	0	0	0	.000
Feb 22	vs Canisius	ph	1	0	0	0	0	0	0	0	0	0	0	0	0	0	1	0	0	0	.000
Feb 22	at Hawaii	pr	0	0	0	0	0	0	0	0	0	0	0	0	0	0	0	0	0	0	.000
Feb 28	vs Florida	pr	0	0	0	0	0	0	0	0	0	0	0	0	0	0	0	0	0	0	.000
Mar 01	vs Loyola Marymount	of	0	0	0	0	0	0	0	0	0	0	0	0	0	0	0	0	0	0	.000
Mar 03	vs UCONN	pr	0	0	0	0	0	0	0	0	0	0	0	0	0	0	0	0	0	0	.000
Mar 03	at Cal State Fullerton	of	1	0	0	0	0	0	0	0	0	0	0	0	0	0	1	0	0	0	.000
Mar 08	vs Oregon State	*of	4	1	1	0	1	0	0	0	0	0	0	0	0	0	2	1	0	0	.083
Mar 09	vs Oregon State	of	2	0	1	0	0	0	0	0	0	0	0	0	0	0	0	0	0	1	.143
Mar 10	at Loyola Marymount	*of	3	0	1	0	0	0	0	1	0	0	0	0	0	0	0	1	0	0	.176
Mar 15	at San Diego State	*of	2	0	0	0	0	0	0	1	0	0	0	0	0	0	1	3	0	0	.158
Mar 16	at San Diego State	*of	2	1	0	0	0	0	0	1	0	0	0	0	0	0	0	3	0	0	.143
Mar 17	at San Diego State	*of	2	0	0	0	0	0	0	1	0	0	0	0	0	0	0	3	0	0	.130
Mar 22	COLORADO STATE	*of	3	0	1	0	0	0	0	0	0	0	0	0	0	0	0	3	0	0	.154
Mar 23	COLORADO STATE	*of	1	0	0	0	0	0	0	1	0	0	0	0	0	0	1	1	0	0	.148
Mar 24	COLORADO STATE	*of	1	0	0	0	0	0	0	0	0	0	0	0	0	0	1	1	0	0	.143
Mar 31	NEVADA	ph	0	0	0	0	0	0	0	1	0	0	0	0	0	0	0	0	0	0	.143
Totals		10gs	28	3	4	0	1	0	0	7	1	0	0	0	0	0	11	16	0	1	.143

On base pct. .314 • Slugging pct. .179



# 99 KIANA SPENCER

**P • 5-6 • JR.**  
**GALLUP, N.M. • YAVAPAI COLLEGE**

### SINGLE-GAME HIGHS

Innings pitched: 7.0, 5x, Last vs. Nevada, 3-29-19  
 Walks allowed: 7, LMU, 3-10-19  
 Strikeouts: 7, North Dakota, 3-26-19  
 Batters faced: 36, Nevada, 3-29-19  
 Field chances: 2, 2x, Last vs. Oregon St., 3-8-19  
 Assists: 2, 2x, Last vs. Oregon St., 3-8-19  
 Runners CS: 1, Tennessee, 3-1-19  
 Fewest hits allowed (Min. 3.0 IP): 3, Creighton, 2-9-19  
 Fewest walks allowed (Min. 3.0 IP): 3, Alabama, 2-15-19

### CAREER STATS (AT UNM)

Year	avg	qp-qs	ab	r	h	2b	3b	hr	rbi	tb	slq%	bb	hbp	so	qdp	ob%	sf	sh	sb-att	po	a	e	fld%
2019	.000	1-1	0	0	0	0	0	0	0	0	.000	0	0	0	0	.000	0	0	0-0	0	7	1	.875
TOTAL	.000	1-1	0	0	0	0	0	0	0	0	.000	0	0	0	0	.000	0	0	0-0	0	7	1	.875

Year	era	w-l	app	qs	cq	sho	sv	ip	h	r	er	bb	so	2b	3b	hr	bf	bavq	wp	hbp	bk	sfa	sha
2019	5.40	5-10	21	14	8	2/0	0	81.2	102	74	63	52	50	24	4	16	412	.301	5	12	0	2	7

### 2019 GAME-BY-GAME

Date	Opponent	Pos	AB	R	H	RBI	2B	3B	HR	BB	SB	CS	HBP	SAC	SF	GDP	K	PO	A	E	Avg	
Feb 15	vs Alabama	*p	0	0	0	0	0	0	0	0	0	0	0	0	0	0	0	0	2	0	0	.000
Feb 23	at Hawaii	*p	0	0	0	0	0	0	0	0	0	0	0	0	0	0	0	0	1	0	0	.000
Mar 03	at Cal State Fullerton	*p	0	0	0	0	0	0	0	0	0	0	0	0	0	0	0	0	0	0	1	.000
Mar 08	vs Oregon State	*p	0	0	0	0	0	0	0	0	0	0	0	0	0	0	0	0	2	0	0	.000
Mar 10	at Loyola Marymount	*p	0	0	0	0	0	0	0	0	0	0	0	0	0	0	0	0	1	0	0	.000
Mar 17	at San Diego State	*dh/p	0	0	0	0	0	0	0	0	0	0	0	0	0	0	0	0	1	0	0	.000
Totals		6gs	0	0	0	0	0	0	0	0	0	0	0	0	0	0	0	0	7	1	0	.000


On base pct. .000 • Slugging pct. .000

#99 SPENCER, Kiana - 21 appearances (All games)

Date	Opponent	GS	IP	H	R	ER	BB	SO	2B	3B	HR	WP	BK	HBP	IBB	Score	W-L	Sv	ERA	NP
Feb 09	vs Creighton	*	5.0	3	0	0	5	2	0	0	0	0	0	1	0	8-0	1-0	0	0.00	91
Feb 09	at New Mexico State		1.0	1	1	1	0	2	0	0	1	0	0	0	0	8-9	1-0	0	1.17	21
Feb 15	vs Alabama	*	7.0	6	1	1	3	0	1	0	0	0	0	0	0	0-1	1-1	0	1.08	102
Feb 15	vs Cal State Fullerton		0.2	0	0	0	0	0	0	0	0	0	0	0	0	2-6	1-1	0	1.02	5
Feb 16	at Arizona	*	1.1	6	7	7	3	0	2	0	2	0	0	0	0	1-15	1-2	0	4.20	50
Feb 20	at Hawaii	*	6.0	5	2	1	0	4	1	0	1	0	0	1	0	1-2	1-3	0	3.33	88
Feb 21	vs DePaul		0.2	0	0	0	2	0	0	0	0	0	0	1	0	5-9	1-3	0	3.23	24
Feb 22	vs Canisius	*	5.0	4	0	0	1	4	0	0	0	0	0	1	0	10-0	2-3	0	2.62	81
Feb 23	at Hawaii	*	7.0	4	2	2	4	6	0	0	1	0	0	0	0	3-2	3-3	0	2.50	107
Mar 01	vs Tennessee	*	2.0	8	5	5	2	0	2	0	2	0	0	0	0	1-15	3-4	0	3.34	48
Mar 03	at Cal State Fullerton	*	2.2	9	8	8	2	1	1	0	4	0	0	0	0	1-19	3-5	0	4.57	63
Mar 08	vs Oregon State	*	7.0	9	5	3	4	2	3	1	0	0	0	0	0	6-5	4-5	0	4.32	123
Mar 10	at Loyola Marymount	*	5.2	5	6	6	7	5	1	0	1	1	0	1	0	2-6	4-6	0	4.67	132
Mar 17	at San Diego State	*	2.0	2	5	3	4	2	1	0	1	1	0	1	0	8-9	4-6	0	4.89	64
Mar 17	at San Diego State		3.2	5	3	3	3	3	1	0	0	0	0	0	0	3-4	4-7	0	4.94	83
Mar 22	COLORADO STATE		2.1	3	3	3	1	1	2	0	1	0	0	0	0	7-9	4-8	0	5.10	24
Mar 23	COLORADO STATE	*	4.0	6	4	4	1	3	2	1	1	0	0	0	0	1-9	4-9	0	5.22	75
Mar 24	COLORADO STATE		4.0	7	11	7	4	2	3	1	1	2	0	3	0	3-16	4-9	0	5.64	100
Mar 26	NORTH DAKOTA-2	*	7.0	7	3	2	3	7	1	1	0	0	0	1	0	7-3	5-9	0	5.30	106
Mar 29	NEVADA	*	7.0	11	7	6	2	6	3	0	0	0	0	2	0	1-7	5-10	0	5.36	113
Mar 30	NEVADA		0.2	1	1	1	1	0	0	0	0	1	0	0	0	6-11	5-10	0	5.40	15
Totals		14	81.2	102	74	63	52	50	24	4	16	5	0	12	0	84-157	5-10	0	5.40	-

# THE 2019 LOBO SOFTBALL RADIO/TV ROSTER

## PLAYERS



**00**  
Andrea Howard  
OF | 5-6 | So.  
Albuquerque, N.M.



**2**  
Maggie Buckholz  
UT | 5-7 | Fr.  
Silverton, Ore.



**3**  
Taylor Jones  
IF | 5-7 | So.  
Albuquerque, N.M.



**4**  
D'Andra DeFlora  
OF | 5-2 | Sr.  
Fresno, Texas



**5**  
Sydney Broderick  
C | 5-4 | So.  
Mesa, Ariz.



**7**  
MacKenzie Peterson  
OF | 5-9 | Fr.  
Gilbert, Ariz.



**8**  
Bailey Klitzke  
P/1B | 5-8 | Jr.  
Apache Junction, Ariz.



**9**  
Kasey Halleen  
IF | 5-6 | Sr.  
Torrance, Calif.



**10**  
Cameryn O'Grady  
SS | 5-6 | So.  
Orange, Calif.



**12**  
Daryn Haslam  
IF | 5-4 | Fr.  
Cedar Park, Texas




**13**  
Kennedy Ferguson  
P | 5-6 | Fr.  
Camas, Wash.



**16**  
Leslie Romero  
OF | 5-4 | Fr.  
Gonzales, Calif.



**22**  
Monica Salas  
IF | 5-3 | Jr.  
Goleta, Calif.




**23**  
Emma Steltzer  
OF | 5-6 | Fr.  
Manchester, Mo.



**24**  
Skylar Jenkins  
OF | 5-5 | Fr.  
Lawrenceville, Ga.



**32**  
Lauren Wilmert  
C/1B | 5-10 | Jr.  
Albuquerque, N.M.



**44**  
Aleyah Wilbon  
OF | 5-2 | Sr.  
Fontana, Calif.



**66**  
Sydney Townes  
OF | 5-6 | Sr.  
Lompoc, Calif.



**99**  
Kiana Spencer  
P | 5-6 | Jr.  
Gallup, N.M.

## STAFF



**Paula Congleton**  
Head Coach



**Tyler Heil**  
Assistant Coach



**Breanna Macha**  
Assistant Coach



**Madison Foust**  
Athletic Trainer



**Jeremy Golden**  
Strength and Cond.