

# 2020 NEW MEXICO BASEBALL GAME NOTES

DANIEL GALLEGOS | ASSISTANT DIRECTOR OF ATHLETIC COMMUNICATIONS | DMGALLEGOS@UNM.EDU | CELL: 501-442-2930

**MW CHAMPION '00, '12, '13, '14, '17 | MW TOURNAMENT CHAMPION '11, '12, '16**

## 2019 | SCHEDULE AND RESULTS (FINAL)

**OVERALL RECORD:** ..... 23-28-1  
**MW RECORD:**..... 11-16-1  
**HOME RECORD:**..... 14-16  
**ROAD RECORD:** ..... 7-10-1  
**NEUTRAL RECORD:** ..... 2-2  
**STREAK:** ..... W2

Date	Opponent	Location	Time/Result
2/14	#25 Oregon State	Surprise, Ariz.	1 p.m.
2/15	!BYU	Surprise, Ariz.	10 a.m.
2/15	!BYU	Surprise, Ariz.	3 p.m.
2/17	!Gonzaga	Surprise, Ariz.	10 a.m.
<b>2/21</b>	<b>Northern Colorado</b>	<b>Santa Ana Star Field</b>	<b>3 p.m.</b>
<b>2/22</b>	<b>Northern Colorado</b>	<b>Santa Ana Star Field</b>	<b>3 p.m.</b>
<b>2/23</b>	<b>Northern Colorado</b>	<b>Santa Ana Star Field</b>	<b>Noon</b>
<b>2/27</b>	<b>BYU</b>	<b>Santa Ana Star Field</b>	<b>3 p.m.</b>
<b>2/28</b>	<b>BYU (DH)</b>	<b>Santa Ana Star Field</b>	<b>Noon</b>
<b>2/29</b>	<b>BYU</b>	<b>Santa Ana Star Field</b>	<b>Noon</b>
3/3	Grand Canyon	Phoenix, Ariz.	6 p.m.
3/4	Grand Canyon	Phoenix, Ariz.	2 p.m.
<b>3/6</b>	<b>Hofstra</b>	<b>Santa Ana Star Field</b>	<b>3 p.m.</b>
<b>3/7</b>	<b>Hofstra (DH)</b>	<b>Santa Ana Star Field</b>	<b>Noon</b>
3/10	Incarnate Word	San Antonio, Texas	5:30 p.m.
3/11	Incarnate Word	San Antonio, Texas	5:30 p.m.
3/13	Texas	Austin, Texas	5:30 p.m.
3/14	Texas	Austin, Texas	1:30 p.m.
3/15	Texas	Austin, Texas	Noon
<b>3/17</b>	<b>Texas Tech</b>	<b>Santa Ana Star Field</b>	<b>6 p.m.</b>
<b>3/18</b>	<b>Texas Tech</b>	<b>Santa Ana Star Field</b>	<b>Noon</b>
3/21	UC Riverside	Riverside, Calif.	7 p.m.
3/22	UC Riverside	Riverside, Calif.	2 p.m.
3/23	UC Riverside	Riverside, Calif.	Noon
<b>3/27</b>	<b>Alabama A&amp;M</b>	<b>Santa Ana Star Field</b>	<b>6 p.m.</b>
<b>3/28</b>	<b>Alabama A&amp;M</b>	<b>Santa Ana Star Field</b>	<b>6 p.m.</b>
<b>3/29</b>	<b>Alabama A&amp;M</b>	<b>Santa Ana Star Field</b>	<b>Noon</b>
4/3	*San Diego State	San Diego, Calif.	7 p.m.
4/4	*San Diego State	San Diego, Calif.	7 p.m.
4/5	*San Diego State	San Diego, Calif.	2 p.m.
<b>4/9</b>	<b>*Fresno State</b>	<b>Santa Ana Star Field</b>	<b>6 p.m.</b>
<b>4/10</b>	<b>*Fresno State</b>	<b>Santa Ana Star Field</b>	<b>6 p.m.</b>
<b>4/11</b>	<b>*Fresno State</b>	<b>Santa Ana Star Field</b>	<b>Noon</b>
4/13	Texas Tech	Lubbock, Texas	5:30 p.m.
4/14	Texas Tech	Lubbock, Texas	Noon
<b>4/17</b>	<b>*Nevada</b>	<b>Santa Ana Star Field</b>	<b>6 p.m.</b>
<b>4/18</b>	<b>*Nevada</b>	<b>Santa Ana Star Field</b>	<b>6 p.m.</b>
<b>4/19</b>	<b>*Nevada</b>	<b>Santa Ana Star Field</b>	<b>Noon</b>
4/21	Arizona	Tucson, Ariz.	7 p.m.
4/24	*Air Force	Colorado Springs, Colo.	3 p.m.
4/25	*Air Force	Colorado Springs, Colo.	1 p.m.
4/26	*Air Force	Colorado Springs, Colo.	Noon
<b>4/28</b>	<b>New Mexico State</b>	<b>Santa Ana Star Field</b>	<b>6 p.m.</b>
<b>5/1</b>	<b>*Boise State</b>	<b>Santa Ana Star Field</b>	<b>6 p.m.</b>
<b>5/2</b>	<b>*Boise State</b>	<b>Santa Ana Star Field</b>	<b>6 p.m.</b>
<b>5/3</b>	<b>*Boise State</b>	<b>Santa Ana Star Field</b>	<b>Noon</b>
5/5	New Mexico State	Las Cruces, N.M.	6 p.m.
5/8	*UNLV	Las Vegas, Nev.	7 p.m.
5/9	*UNLV	Las Vegas, Nev.	7 p.m.
5/10	*UNLV	Las Vegas, Nev.	2 p.m.
<b>5/12</b>	<b>New Mexico State</b>	<b>Santa Ana Star Field</b>	<b>6 p.m.</b>
<b>5/14</b>	<b>*San José State</b>	<b>Santa Ana Star Field</b>	<b>6 p.m.</b>
<b>5/15</b>	<b>*San José State</b>	<b>Santa Ana Star Field</b>	<b>6 p.m.</b>
<b>5/16</b>	<b>*San José State</b>	<b>Santa Ana Star Field</b>	<b>Noon</b>

### Mountain West Tournament

5/20-23 MW Tournament San Diego, Calif. TBD

### NCAA Regionals

5/29-6/1 Regionals TBD TBD

### NCAA Super Regionals

6/5-8 Super Regionals TBD TBD

### NCAA College World Series

6/13-24 College World Series Omaha, Neb. TBD

\* - Mountain West game | - College Baseball Classic  
**Bold** - home game at Santa Ana Star Field

Game dates & times are Mountain time and subject to change

## THE SLATE



**NEW MEXICO  
LOBOS**

Record (MW)  
23-28-1 (11-16-1 MW)\*

Head Coach.....Ray Birmingham  
 Alma Mater, Yr.....New Mexico St., 1978  
 Record at UNM.....384-312-4 (13th year)  
 Career Record1,202-640-6 (32nd year)



### Game Information

Game Number:.....1-4  
 Dates:.....2/14-2/17  
 Location:.....Surprise, Ariz.  
 Venue:.....Surprise Stadium

### Series History

Overall:.....4-12 | 56-77-1 | 6-4  
 At Neutral:.....3-9 | 5-7 | 3-1  
 Current Streak:.....L4 | W1 | W1  
 First Meeting:.....3/30/91 | 1958 | 3/31/72  
 Last Meeting:.....2/18/19 | 5/24/11 | 2/17/19

### Broadcast Information

Radio:.....N/A  
 Play-By-Play:.....N/A  
 Analyst:.....N/A  
 Live Stream:.....FloSports (PPV)  
 Live Stats:.....GoLobos.com



**#25 Oregon State  
Beavers**



**BYU  
Cougars**



**Gonzaga  
Bulldogs**

## LEADING OFF

A new season is upon the University of New Mexico baseball team and with it an overall renewed sense of excitement both within and around the program. Head Coach Ray Birmingham has been quoted several times since the start of the 2019-20 school year began that "Lobo Baseball is back!" That beaming optimism by Birmingham is reflected in the influx of talented new players that will don the Cherry and Silver this spring. With 25 new players added to the fold, the hope and expectations are that the Lobos return to NCAA Regional play this season.

While the Lobos will be a markedly different looking team this season, there are still several familiar faces that figure to play a huge role once again. Headlined among those is the return of **CONNOR MANG**. Tabbed as a preseason All-Mountain West player, Mang will move from the infield and patrol one of the corner outfield spots this spring. Last year, Mang was not only one of the top hitters for the Lobos, but also in the MW.

As a redshirt sophomore, Mang batted .359 (71-for-198) with 16 doubles, three triples four home runs and 48 RBIs. His batting average, doubles and RBI total all ranked in the top-five in the MW.

On the mound, the Lobos will look to improve collectively and overall have more depth within the staff. Only five pitchers from a year ago return, but the Lobos get a boost from the return of **CODY DYE**, who missed last season with Tommy John surgery. In his sophomore campaign in 2018, Dye was a workhorse and logged 86.1 innings pitched. The Lobos are looking to lean on that experience and workload as he is slated to get the ball on opening day against Oregon State. The Lobos will also throw a pair of junior transfers this weekend with **AARON MAKIL** getting the start in game one against BYU and **JUSTIN ARMBRUESTER** going against Gonzaga. Sophomore **TRISTIN LIVELY** is tabbed for the second game against BYU and will be looked upon to improve from his freshman campaign in an expanded role this season.

## PROBABLE PITCHING MATCHUPS

### Oregon State (2/14/20)

RHP Cody Dye (RsJr.) vs. LHP Christian Chamberlain (Jr.)  
 (5-6, 5.63 ERA, 86.1 IP, 71 K) (3-4, 3.83 ERA, 42.1 IP, 57 K)

### BYU - Game 1 (2/15/20)

RHP Aaron Makil (Jr.) vs. LHP Cy Nielson (Fr.)  
 (8-2, 1.49 ERA, 72.1 IP, 74 K)\* (N/A)

### BYU - Game 2 (2/15/20)

RHP Tristin Lively (So.) vs. RHP Easton Walker (Jr.)  
 (1-1, 7.32 ERA, 19.2 IP, 17 K) (7-2, 2.20 ERA, 77.2 IP, 48 K)

### Gonzaga (2/17/20)

RHP Justin Armbruester (Jr.) vs. RHP Gabriel Hughes (Fr.)  
 (5-2, 3.07 ERA, 88.0 IP, 121 K)\*\* (N/A)

\* - Makil's 2019 JC Stats

\*\* - Armbruester's 2019 Pacific Lutheran Stats



# UNIVERSITY OF NEW MEXICO

## 2020 BASEBALL



### UNIVERSITY OF NEW MEXICO

**Location** ..... Albuquerque, N.M.  
**Founded** ..... 1889 by Territorial Legislature  
**Enrollment** ..... 25,015  
**Nickname** ..... Lobos  
**Colors** ..... Cherry (PMS 200) & Silver (PMS Cool Gray 6)  
**Conference** ..... Mountain West Conference  
**National Affiliation** ..... NCAA Division I  
**President** ..... Dr. Garnett Stokes  
**Director of Athletics** ..... Eddie Nuñez  
**Faculty Representative** ..... Amy Neel

### FACILITY INFORMATION

**Home Field** ..... Santa Ana Star Field  
**Capacity** ..... 1,000  
**Dimensions** ..... 338 (LF); 420 (CF); 338 (RF)  
 ..... 408 (LC); 408 (RC)

### PROGRAM HISTORY

**First Season** ..... 1899  
**Overall Record** ..... 1,852-1,675-17 (.525)  
**Overall Mountain West Record** ..... 317-231-2 (.578)  
**Years in NCAA Postseason** .. 6 (1962, 2010, '11, '12, '13, '16)  
**Conference Titles** ..... 7 (1962, 2000, '11, '12, '13, '14, '17)  
**Conference Tournament Titles** ..... 3 (2011, '12, '16)

### TEAM INFORMATION

**2019 Overall Record** ..... 23-28-1  
**2019 Mountain West Record (Finish)** ..... 11-16-1  
**2019 Home Record** ..... 14-16-0  
**2019 Away Record** ..... 7-10-1  
**2019 Neutral Record** ..... 2-2-0  
**2020 Starters Returning / Lost** ..... 3 / 5  
**2020 Pitchers Returning / Lost** ..... 8 / 9  
**2020 Letterwinners Returning / Lost** ..... 12 / 19  
**2020 Newcomers** ..... 24

### COACHING STAFF

**Head Coach** ..... **Ray Birmingham**  
 Phone ..... (505) 925-5720  
 Email ..... RayBirm@unm.edu  
 Years at UNM ..... 13th season  
 Record at UNM ..... 384-312-4 (12 yrs.)  
 Four-year Institution Record ..... 417-385-4 (13 yrs.)  
 Overall Record ..... 1,202-640-6 (32 yrs.)  
**Pitching Coach** ..... **Brandon Higelin**  
 Phone ..... (505) 925-5720  
 Email ..... bhigelin@unm.edu  
 Years at UNM ..... 2nd season  
**Asst. Coach/Recruiting Coordinator** ..... **Jon Coyne**  
 Phone ..... (505) 925-5720  
 Email ..... coynej@unm.edu  
 Years at UNM ..... 2nd season  
**Volunteer Assistant Coach** ..... **Nate Causey**  
 Years at UNM ..... 2nd season  
**Graduate Manager** ..... **Dante Mileta**  
**Athletic Trainer** ..... **Robert Rimorin**

### MULTIMEDIA INFORMATION

**Athletics Website** ..... www.GoLobos.com  
**Main University Web Site** ..... www.unm.edu  
**Conference Web Site** ..... www.TheMW.com  
**Facebook** ..... www.facebook.com/NewMexicoLobos  
**Twitter** ..... @UNMLobos  
**Baseball Twitter & Instagram** ..... @UNMLoboBaseball  
**Baseball Facebook** ..... /UNMLobosBaseball

### MEDIA RELATIONS

**Baseball Contact** ..... Daniel Gallegos  
**Cell Phone (Preferred)** ..... 501-442-2930  
**Email** ..... dmgallegos@unm.edu  
**Address:** .....

Department of Athletics  
 Colleen J. Maloof Administration Building  
 MSC04 2680  
 1 University of New Mexico  
 Albuquerque, NM 87131-0001



» **Five Mountain West Regular Season Championships** «  
 » 2000, 2012, 2013, 2014, 2017 «  
 » **Three Mountain West Tournament Championships** «  
 » 2011, 2012, 2016 «  
 » **Six NCAA Regional Appearances** «  
 » 1962, 2010, 2011, 2012, 2013, 2016 «



# UNIVERSITY OF NEW MEXICO 2020 BASEBALL



## THE WEEK AHEAD

MONDAY	TUESDAY	WEDNESDAY	THURSDAY	FRIDAY	SATURDAY	SUNDAY
 <b>17</b>	<b>11</b>	<b>12</b>	<b>13</b>	 <b>14</b>	 <b>15</b>	<b>16</b>
vs. Gonzaga   10 a.m. Surprise Stadium Surprise, Ariz.				vs. Oregon State   1 p.m. Surprise Stadium Surprise, Ariz.	vs. BYU   10 a.m. & 6 p.m. Surprise Stadium Surprise, Ariz.	

## MW STANDINGS

2019 Standings (FINAL - REGULAR SEASON)					
Team	GAC	Pct.	Overall	Pct.	Streak
Fresno State	20-8-1	.707	40-16-1	.711	L2
San Diego State	16-13	.552	32-25	.561	L4
Nevada	14-16	.467	30-26	.536	L1
UNLV	14-16	.467	29-29	.500	L1
Air Force	12-14	.462	26-26	.500	W2
San José State	13-17	.433	20-34	.370	L2
<b>NEW MEXICO</b>	<b>11-16-1</b>	<b>.411</b>	<b>23-28-1</b>	<b>.452</b>	<b>W2</b>
Boise State					(first year of program will be 2020)

**The Conference Slate**  
**Friday, February 14**  
 San Diego State vs. Virginia Tech | 11 a.m. (ET)  
**NEW MEXICO VS. OREGON STATE | 1 P.M. (MT)**  
 Nevada at Portland | 1 p.m. (PT)  
 Air Force vs. Manhattan College | 1 p.m. (ET)  
 Santa Clara at San José State | 6 p.m. (PT)  
 Central Michigan at UNLV | 6 p.m. (PT)  
 UC Irvine at Fresno State | 6 p.m. (PT)

**Saturday, February 15**  
**NEW MEXICO VS. BYU | 10 A.M. (MT)**  
 Nevada at Portland | DH | 11 a.m. (PT)  
 Santa Clara at San José State | DH | 1 p.m. (PT)  
 Air Force vs. Manhattan College | 1 p.m. (ET)  
 UC Irvine at Fresno State | 2 p.m. (PT)  
 Central Michigan at UNLV | DH | 2 p.m. (PT)  
 San Diego State vs. Coastal Carolina | 4 p.m. (ET)  
 Air Force vs. Stetson | 6:30 p.m. (ET)

**Sunday, February 16**  
 San Diego State vs. UNC Greensboro | 10 a.m. (ET)  
 Nevada at Portland | 11 a.m. (PT)  
 San José State at Santa Clara | 1 p.m. (PT)  
 Air Force vs. Stetson | 1 p.m. (ET)  
 Central Michigan at UNLV | 1 p.m. (PT)  
 UC Irvine at Fresno State | 1 p.m. (PT)

**Monday, February 17**  
**NEW MEXICO VS. GONZAGA | 10 A.M. (MT)**



## HOW NM STACKS UP IN THE MW

Team Rankings (2019 FINAL)		
Category	Stat	Rank
Batting Average	.292	2nd
Slugging Percentage	.412	4th
On-Base Percentage	.378	2nd
Runs Scored	322	5th
Hits	523	4th
Runs Batted In	288	5th
Doubles	110	T-3rd
Triples	18	1st
Home Runs	23	6th
Total Bases	738	6th
Earned Run Average	6.21	7th
Opponent Batting Average	.303	7th
Innings Pitched	455.0	6th
Batters Struck Out	421	3rd
Saves	13	T-2nd
Hits Allowed	555	6th
Runs Allowed	369	6th
Earned Runs Allowed	314	6th
Fielding Percentage	.967	5th
Errors	64	3rd
Fielding Double Plays	52	3rd

Individual Rankings (2019 FINAL)			
Category	Player	Stat	Rank
Batting Avg.	Jared Mang	.365	3rd
Slugging %	Jared Mang	.587	4th
On-Base %	Jared Mang	.441	4th
Runs Scored	Jared Mang	57	T-3rd
Hits	Jared Mang	76	6th
Runs Batted In	Jared Mang	51	3rd
Doubles	Jared Mang	23	1st
Triples	H. Schilling/J. Mang	4	T-1st
Home Runs			
Total Bases	Jared Mang	122	4th
Earned Run Avg.	Justin Slaten	2.51	2nd
Opp. Batting Avg.	Justin Slaten	.215	3rd
Innings Pitched	Justin Slaten	82.1	6th
Batters Struck Out	Justin Slaten	98	3rd
Wins	Nathaniel Garley	6	T-4th
Saves	Malachi Emond	10	T-2nd

## 2020 MW PLAYERS OF THE WEEK

Week 1	Week 7	Week 13
Week 2	Week 8	Week 14
Week 3	Week 9	Week 15
Week 4	Week 10	
Week 5	Week 11	
Week 6	Week 12	



# UNIVERSITY OF NEW MEXICO

## 2020 BASEBALL



### INSIDE THE TEAM MATCHUPS

#### General

	UNM	OSU	BYU	GONZ
Record.....	23-28-1.....	36-20-1.....	36-17.....	31-24

#### Hitting

Batting Avg.....	.292.....	.261.....	.279.....	.280
Runs.....	322.....	321.....	356.....	342
2Bs.....	110.....	97.....	94.....	122
3Bs.....	18.....	6.....	13.....	15
HRs.....	23.....	47.....	41.....	41
RBI.....	288.....	292.....	316.....	316
SLG%.....	.412.....	.392.....	.412.....	.420
On-Base%.....	.378.....	.367.....	.379.....	.359
Sacrifice Flies.....	18.....	29.....	18.....	19
Sacrifice Hits.....	29.....	43.....	29.....	34
SB-SBA.....	73-93.....	37-57.....	45-57.....	28-39

#### Defense

Putouts.....	1,365.....	1,566.....	1,405.....	1,471
Assists.....	513.....	475.....	529.....	524
Errors.....	64.....	49.....	51.....	44
FLD%.....	.967.....	.977.....	.974.....	.978

#### Pitching

ERA.....	6.21.....	3.02.....	3.65.....	4.85
CG.....	0.....	2.....	0.....	2
SO/Combined.....	1/1.....	4/3.....	4/4.....	3/3
Saves.....	13.....	14.....	11.....	16
Innings Pitched.....	455.0.....	522.0.....	468.1.....	490.1
Hits Allowed.....	555.....	440.....	456.....	482
Runs Allowed.....	369.....	209.....	220.....	301
ER Allowed.....	314.....	175.....	190.....	264
Walks.....	235.....	188.....	158.....	192
Strikeouts.....	421.....	520.....	410.....	398
2Bs Allowed.....	111.....	87.....	87.....	66
3Bs Allowed.....	15.....	8.....	10.....	8
HRs Allowed.....	33.....	33.....	30.....	63
BAA.....	.303.....	.230.....	.258.....	.259

### LOBOS RECORD WHEN...

	Overall	In MW
Overall.....		
At home.....		
On the road.....		
At neutral sites.....		
vs. ranked opponents.....		
Day games.....		
Night games.....		
vs. Left starter.....		
vs. Right starter.....		
1-Run games.....		
2-Run games.....		
5+Run games.....		
Extra Innings.....		
Shutouts.....		
On Sunday.....		
On Monday.....		
On Tuesday.....		
On Wednesday.....		
On Thursday.....		
On Friday.....		
On Saturday.....		
In February.....		
In March.....		
In April.....		
In May.....		
In June.....		
<b>Scoring</b>		
Scoring 0-2 Runs.....		
Scoring 3-5 Runs.....		
Scoring 6-9 Runs.....		
Scoring 10+ Runs.....		
Opponent Scores 0-2 Runs.....		
Opponent Scores 3-5 Runs.....		
Opponent Scores 6-9 Runs.....		
Opponent Scores 10+ Runs.....		
Scored In First Inning.....		
Opponent Scored in First Inning.....		
Scored First.....		
Opponent Scored First.....		
<b>Leading   Trailing</b>		
Leading After 6.....		
Trailing After 6.....		
Tied After 6.....		
Leading After 7.....		
Trailing After 7.....		
Tied After 7.....		
Leading After 8.....		
Trailing After 8.....		
Tied After 8.....		
<b>Home Runs</b>		
Hit 0 Home Runs.....		
Hit 1 Home Run.....		
Hit 2+ Home Runs.....		
Opponent Hit 0 Home Runs.....		
Opponent Hit 1 Home Run.....		
Opponent Hit 2+ Home Runs.....		
<b>Errors</b>		
Made 0 Errors.....		
Made 1 Error.....		
Made 2+ Errors.....		
Opponent Made 0 Errors.....		
Opponent Made 1 Error.....		
Opponent Made 2+ Errors.....		
<b>Hit   Out-Hit</b>		
Out-Hit Opponent.....		
Out-Hit by Opponent.....		
Hits are Tied.....		





# UNIVERSITY OF NEW MEXICO

## 2020 BASEBALL



### NATIONAL RANKINGS

#### Baseball America

Preseason

#	School	Record	LW
1	Vanderbilt	59-12	
2	Louisville	51-18	
3	Arizona State	38-19	
4	Florida	34-26	
5	Miami (FL)	41-20	
<b>6</b>	<b>Texas Tech</b>	<b>46-20</b>	
7	Georgia	46-17	
8	Michigan	50-22	
9	Mississippi State	52-15	
10	UCLA	52-11	
11	Arkansas	46-20	
12	Florida State	42-23	
13	Auburn	38-28	
14	LSU	40-26	
15	Duke	35-27	
16	Oklahoma State	40-21	
17	NC State	42-19	
18	North Carolina	46-19	
19	Oklahoma	33-23	
20	Wake Forest	31-26	
21	Georgia Tech	43-19	
22	Arizona	32-24	
23	Dallas Baptist	43-20	
24	Ohio State	36-27	
25	East Carolina	47-18	

#### D1Baseball

Preseason

#	School	Record	LW
1	Louisville	51-18	3
2	Vanderbilt	59-12	1
3	Miami	41-20	19
4	Florida	34-26	NR
5	Georgia	46-17	18
<b>6</b>	<b>Texas Tech</b>	<b>46-20</b>	<b>4</b>
7	Arkansas	46-20	6
8	Auburn	38-28	9
9	Arizona State	38-19	NR
10	Mississippi State	52-15	5
11	LSU	40-26	14
12	Florida State	42-23	8
13	Michigan	50-22	2
14	UCLA	52-11	7
15	Duke	35-27	16
16	NC State	42-19	NR
17	Stanford	45-14	10
18	Wake Forest	31-26	NR
19	Georgia Tech	43-19	17
20	Texas A&M	39-23	20
21	East Carolina	47-18	13
22	Oklahoma State	40-21	11
23	North Carolina	46-19	15
24	Oklahoma	33-23	NR
25	Ole Miss	41-27	12

#### Perfect Game

Preseason

#	School	Record	LW
1	Louisville	51-18	4
2	Vanderbilt	59-12	1
<b>3</b>	<b>Texas Tech</b>	<b>46-20</b>	<b>5</b>
4	Arkansas	42-20	6
5	Arizona State	38-19	NR
6	Auburn	38-28	9
7	Miami	41-20	23
8	Mississippi State	52-15	3
9	UCLA	52-11	7
10	Georgia	46-17	14
11	Duke	35-27	18
12	Michigan	50-22	2
13	Florida	34-26	NR
14	Florida State	43-23	8
15	Stanford	45-14	10
16	Oklahoma	33-23	NR
17	North Carolina	46-19	15
18	Ole Miss	41-27	17
19	Oklahoma State	40-21	12
20	LSU	40-26	16
21	NC State	42-19	22
22	Texas A&M	39-23-1	24
23	East Carolina	47-18	11
<b>24</b>	<b>Texas</b>	<b>27-27</b>	<b>NR</b>
25	Virginia	32-24	NR

#### USA Today/ESPN

Preseason

#	School	Record	LW
1	Vanderbilt	59-12	
2	Louisville	51-18	
<b>3</b>	<b>Texas Tech</b>	<b>46-20</b>	
4	Georgia	46-17	
5	Arkansas	46-20	
6	Mississippi State	52-15	
7	Miami	41-20	
8	UCLA	52-11	
9	Auburn	38-28	
10	Florida	34-26	
11	Michigan	50-22	
12	LSU	40-26	
13	Arizona State	38-19	
14	Florida State	42-23	
15	Stanford	45-14	
16	North Carolina	46-19	
17	Oklahoma State	40-21	
18	NC State	42-19	
19	East Carolina	47-18	
20	Duke	35-27	
21	Texas A&M	39-23-1	
22	Georgia Tech	43-19	
23	Ole Miss	41-27	
24	Wake Forest	31-26	
<b>25</b>	<b>Oregon State</b>	<b>36-20-1</b>	

#### Collegiate Baseball

Preseason

#	School	Record	Pts.
1	Louisville	51-18	497
2	Vanderbilt	59-12	495
<b>3</b>	<b>Texas Tech</b>	<b>46-20</b>	<b>491</b>
4	Miami (FL)	41-20	488
5	Arizona State	38-19	485
6	Mississippi State	52-15	483
7	Georgia	46-17	480
8	Auburn	38-28	477
9	Arkansas	46-20	475
10	Michigan	50-22	473
11	LSU	40-26	470
12	UCLA	52-11	468
13	North Carolina	46-19	465
14	Florida	34-26	460
15	Florida State	42-23	457
16	N.C. State	42-19	455
17	Wake Forest	31-26	454
<b>18</b>	<b>Arizona</b>	<b>32-24</b>	<b>452</b>
19	Oklahoma State	40-21	451
20	TCU	34-28	449
21	Texas A&M	39-23-1	447
<b>22</b>	<b>Texas</b>	<b>27-27</b>	<b>444</b>
23	South Alabama	30-26	442
24	Louisiana-Lafayette	28-31	439
25	Stanford	45-14	436
26	Cal. State Fullerton	27-26	435
27	U.C. Santa Barbara	45-11	432
28	Georgia Tech	43-19	430
29	Minnesota	29-27	428
30	Oklahoma	33-23	426

#### NCBWA

Preseason

#	School	Record	LW
1	Vanderbilt		1
2	Louisville		3
<b>3</b>	<b>Texas Tech</b>		<b>4</b>
4	Georgia		16
5	Miami (FL)		24
6	Arkansas		7
7	Arizona State		NR
8	Florida		NR
9	Mississippi State		5
10	Auburn		8
11	UCLA		9
12	Michigan		2
13	LSU		15
14	Florida State		6
15	Duke		17
16	Stanford		10
17	NC State		29
18	Oklahoma State		11
19	North Carolina		14
20	East Carolina		13
21	Texas A&M		20
22	Georgia Tech		18
23	Wake Forest		NR
24	Oklahoma State		NR
25	Ole Miss		12
<b>26</b>	<b>Arizona</b>		<b>NR</b>
27	Dallas Baptist		28
28	TCU		NR
<b>29</b>	<b>Oregon State</b>		<b>21</b>
<b>30</b>	<b>Texas</b>		<b>NR</b>



# UNIVERSITY OF NEW MEXICO

## 2020 BASEBALL



### LAST TIME IT HAPPENED

#### HITTING (Individual)

**Grand slam:** .....Carl Stajduhar vs. San Diego St., 5/26/17  
**Hit for the cycle:** ..... Danny Collier vs. Air Force., 3/24/18  
**Five hits:** ..... Connor Mang vs. New Mexico State, 4/16/19  
**Six hits:** ..... Carl Stajduhar vs. Fresno St., 4/9/16  
**Eight at bats:** ..... Josh Mader vs. Air Force, 5/2/03  
**Four runs:** ..... Justin Watari vs. UNLV, 5/11/19  
**Five runs:** ..... Carl Stajduhar at UNLV, 3/24/17  
**Six runs:** .....Justin Howard vs. Coppin St., 4/18/10\*  
**Five RBI:** .....Jared Mang vs. Niagara, 2/24/19  
**Six RBI:** .....Jeff Deimling vs. San Jose St., 3/3/19  
**Seven RBI:** .....Carl Stajduhar vs. Texas Tech 4/26/17  
**Eight RBI:** ..... DJ Peterson at No. 21 UNLV, 3/17/13  
**10 RBI:** ..... Brian Cavazos-Galvez vs. Air Force, 4/12/08\*#  
**Three doubles:** ..... Connor Mang vs. New Mexico State, 4/16/19  
**Four doubles:** .....Reece Weber vs. San José St., 5/10/15  
**Four extra-base hits:** .....Reece Weber vs. San José St., 5/10/15  
**Two triples:** ..... Chris Dunn vs. Central Michigan, 2/24/18  
**Back-to-back-to-back triples:** .....Mike Brownstein, Dane Hamilton, ..... Brian Cavazos-Galvez vs. TAMU-CC (Game 2), 2/21/09  
**Inside-the-Park home run:** .....DJ Peterson vs. TCU, 5/20/11  
**Walk-off home run:** ..... Danny Collier vs. Air Force, 3/24/18  
**Two home runs:** .....Jared Mang at Fresno St., 4/27/19  
**Three home runs:** ..... Carl Stajduhar vs. Air Force, 5/6/17  
**Four home runs:** ..... Brian Cavazos-Galvez vs. Air Force, 4/12/08\*#  
**Two home runs in one inning:** .....Josh Mader at Utah, 4/8/04  
**Two+ players with multi-homers:** .....Brian Cavazos-Galvez (4), ..... Kevin Atkinson (2) vs. Air Force, 4/12/08  
**Back-to-back homers:** ... Chris Dunn, Derek Marshall at Fresno State, 3/9/18  
**Back-to-back-to-back homers:** ..... Daniel Stovall, Matt Hibbitts, ..... Ian Hollick vs. Hawaii-Hilo, 4/28/07  
**Multiple back-to-back homers in same game:** ..... (2), Joe Salas, ..... Daniel Stovall, vs. Air Force, 5/16/04  
**Homered in three straight games:** .....Jeff Deimling vs. SJSU/CSF, 3/3-9/19  
**Three + sacrifice bunts in a game:** .....3, Jared Holley, 4/20/13  
**Four strikeouts:** .....Connor Mang at UNLV, 3/29/19  
**Three HBP:** ..... Jared Holley vs. LaSalle, 3/5/13  
**Three stolen bases:** ..... Luke Campbell at UNLV, 3/16/13  
**Four Walks:** .....Justin Watari vs. UNLV, 5/11/19  
**Five Walks:** ..... DJ Peterson vs. UC Riverside, 3/9/13\*

#### PITCHING (Individual)

**No-hitter (7-inning game):** .....Mike Connell vs. N.M. Highlands, 3/24/77  
**No-hitter (9-inning game):** .....Jim Kremmel vs. Arizona, 4/17/70  
**One-hitter:** ..... Tyler Stevens vs. Air Force, 4/12/15  
**Complete game:** ..... Cody Dye vs. UNLV, 4/21/18  
**Complete-game shutout:** ..... Colton Thomson vs. Nevada, 5/26/16  
**10+ strikeouts:** .....11, Justin Slaten at Fresno State, 4/27/19  
**15+ strikeouts:** .....15, Bob McAulay vs. UTEP, 5/13/66  
**No walks (complete game):** .....3/25/16 at San Diego St. .... (Carson Schneider, 34 batters faced)

#### Scouting Oregon State

For the third-straight year, the first opponent of the season for the Lobos will be Oregon State. Last year the Lobos and Beavers met twice on Opening Weekend with Oregon State taking both games. The first of those games nearly went the way of the Lobos as they led 5-3 heading into the bottom of the ninth. OSU rallied for three runs in the bottom half, however, to walk-off the Lobos. The second game saw the Beavers shutout the Lobos 5-0.

In the year after the Beavers captured their third national championship in program history, Oregon State went 36-20-1 overall, but were 21-8 in the Pac-12 and hosted a regional.

Ranked as high as No. 25 in the USA Today Coaches Preseason Poll, the Beavers return 20 lettermen overall and six starters. Of those returners, the Beavers are headlined by preseason All-America honoree **Jake Mulholland**. Last season, Mulholland appeared in 28 games, all in relief, and posted a 3-3 record with eight saves. In 46.2 innings pitched, Mulholland notched a 1.93 ERA and registered 41 strikeouts.

Offensively, the Beavers are headlined by the return of **Alex McGarry**. In his first season with the Beavers, McGarry was an All-Pac-12 First Team selection after hitting .293 (46-of-157) with five doubles, eight home runs and 29 RBIs.

In the dugout, Oregon State will be led by a new skipper as **Mitch Canham** will serve as the Pat Casey Head Coach of the Beavers after being hired in June of 2019. A former first-round draft pick as a player for Oregon State, Canham helped guide the Beavers to their first two national championships in 2006 and 2007.

#### Scouting BYU

The BYU Cougars went 36-17 a year ago and posted a 19-8 record in league play en route to a regular season West Coast Conference Championship. The Cougars were two-and-out in the WCC Tournament and did not advance to a NCAA Regional.

This season, the Cougars are picked to finish second in the WCC behind the Lobos opponent on Monday, Gonzaga. The Cougars also return 16 letterwinners overall

Among those returning are preseason All-WCC selections **Mitch McIntyre** and **Easton Walker**. The duo received All-WCC recognition at the end of last year as they helped BYU capture their first out-right WCC title.



# UNIVERSITY OF NEW MEXICO

## 2020 BASEBALL



The scheduled starting pitcher against the Lobos in the second game of their Saturday doubleheader, Walker was 7-2 with a 2.20 ERA last year as a sophomore. Appearing in 19 games and making 10 starts, Walker also notched a save and totaled 48 strikeouts in 77.2 innings pitched.

A junior outfielder, McIntyre hit .291 (55-for-189) last season with 14 doubles, three triples, seven home runs and 38 RBIs.

The Cougars also have the return services of **Reid McLaughlin**. In his first season at BYU, McLaughlin earned Freshman All-America honors after posting a 7-1 record with a 2.61 ERA. In 25 appearances, all in relief, McLaughlin also added four saves and struck out 46 batters in 51.2 innings pitched. Ahead of the season, McLaughlin has been named to the initial watch list for the NCBWA's Stopper of the Year Award.

### Scouting Gonzaga

Picked to win the West Coast Conference regular season, Gonzaga is coming off a season in which they went 31-24 overall and 18-9 in the West Coast Conference, finishing second in the conference behind BYU. It was the fourth-straight season in which they won 30 or more games.

This year, the Zags return a trio of players that garnered preseason All-WCC recognition in **Alek Jacob**, **Brett Harris** and **Ernie Yake**.

Jacob, a preseason All-America honoree, went 7-3 last season with a 2.17 ERA. In 25 total appearances, Jacob also notched 12 saves and recorded 87 strikeouts in 78.2 innings of work.

Now a junior, Yake returns after a sophomore season in which he hit .302 (68-for-225) with 12 doubles, two triples, three home runs and 30 RBIs.

In his first season with the Zags, Harris hit .305 (46-for-151) with 12 doubles, three home runs and 26 RBIs.

## LAST TIME IT HAPPENED

### HITTING (Team)

<b>Five + home runs (team):</b>	5, at Fresno St., 4/29/19
<b>20+ hits:</b>	22, vs. Fresno St. (W, 24-4), 3/31/17
<b>25+ hits:</b>	25, vs. Grand Canyon, (W, 22-3), 3/22/17
<b>30+ hits:</b>	31, vs. Binghamton (Game 1), 3/7/09
<b>Allowed 20 + hits:</b>	25, vs. UNLV, 5/11/19
<b>20+ runs:</b>	20, vs. Central Michigan (W, 20-9), 2/22/18
<b>Allowed 20 + runs:</b>	22, vs. San Jose St. (L, 18-21), 3/3/19
<b>30+ runs:</b>	30, vs. Binghamton (Game 1), 3/7/09
<b>20+ RBI:</b>	21, vs. Fresno St., 3/31/17
<b>40+ total bases:</b>	42, at UNLV, 3/24/17
<b>50+ total bases:</b>	51, vs. Binghamton (Game 1), 3/7/09
<b>60+ total bases:</b>	61, vs. Air Force, 4/12/08
<b>No strikeouts:</b>	5/4/14 vs. San Diego St. (35 at-bats)
<b>No walks:</b>	4/12/19 vs. Nevada (33 at-bats)
<b>10+ strikeouts:</b>	11 vs. San Jose State, 3/3/19
<b>10+ walks:</b>	12, vs. San Jose St., 3/1/19
<b>15+ walks:</b>	15, Fresno St., 3/31/17
<b>5+ HBP:</b>	5, vs. Columbia, 3/16/18
<b>Was no-hit (7-inning game):</b>	at Utah, 4/21/90
<b>Was no-hit (9-inning game):</b>	at Wichita St., 3/20/90

### PITCHING (Team)

<b>10+ strikeouts:</b>	10 at San Diego St., 5/17/19
<b>15+ strikeouts:</b>	17 vs. Nevada, 4/12/19
<b>No strikeouts:</b>	3/5/17 at Air Force
	(J. Tripp 30 BF; D. Gillespie 5 BF, A. Isenhart 1 BF, C. Tripp 8 BF)
<b>No walks:</b>	4/7/19 at San Jose State
<b>10 + walks:</b>	11 vs. UNLV, 5/11/19



# UNIVERSITY OF NEW MEXICO

## 2020 BASEBALL



### LAST TIME IT HAPPENED

#### SCORING AND MISCELLANEOUS

**Stole home:** ..... Tyler Kelly vs. UC Riverside, 4/20/19  
**Stole seven+ bases:** ..... 7, 4/17/13 vs. New Mexico St. (W, 13-6)  
**Tied:** ..... 4/28/19 at Fresno St. (T, 6-6)  
**Shut out:** ..... 5/16/19 at San Diego St. (L, 0-8)  
**Shut out opponent:** ..... 5/17/19 at San Diego St. (W, 2-0)  
**Shut out at home:** ..... 4/13/19 vs. Nevada (L, 0-3)  
**Shut out on the road:** ..... 5/16/19 at San Diego St. (L, 0-8)  
**Shut out opponent at home:** ..... 2/23/18 vs. Central Michigan (W, 6-0)  
**Shut out opponent on road:** ..... 5/17/19 at San Diego St. (W, 2-0)  
**Recorded back-to-back shutouts:** ..... 5/6-5/7, 2011  
 ..... vs. Air Force (5-0, 10-0)  
**Recorded three straight shutouts:** ..... 2/24-3/3, 1973  
 ..... vs. New Mexico St. (1-0) and New Mexico Highlands (7-0, 4-0)  
**Shut out in back-to-back games:** ..... 3/14-15/2017 at Oklahoma St.  
**Most runs in three-game series:** ..... 73, vs. Air Force (4/13-14, 2006)  
**Consecutive one-run games:** ..... 2, vs. UC Riverside (4/19-20, 2019)  
**Four straight one-run games:** ..... April 3-9, 2016  
**Five straight one-run games:** ..... March 18-24, 2015\*

#### EXTRA INNINGS

**Won an extra-inning game:** ..... 3/24/18 vs. Air Force (12-11, 10 inn.)  
**Lost an extra-inning game:** ..... 4/16/19 vs. New Mexico State (8-11, 10 inn.)  
**Extra inning games in a row:** ..... 2, 3/13-3/15, 2013  
 ..... at No. 14 Arizona St. and at No. 21 UNLV  
**3 straight extra-inning games:** ..... at Utah, 4/9-11, 2009  
**Played a 10-inning game:** ..... vs. New Mexico State., 4/16/19 (L, 8-11)  
**Played an 11-inning game:** ..... vs. Fresno St., 4/7/18 (L, 6-7)  
**Played a 12-inning game:** ..... vs. Fresno St., 4/9/16 (W, 14-13)  
**Played a 13-inning game:** ..... vs. Columbia, 6/1/13 (L, 6-5, NCAA Tourn.)  
**Played a 14-inning game:** ..... vs. Eastern N.M., 2/5-6, 1996 (W, 8-7)  
**Played a 15-inning game:** ..... at New Mexico St., 2/9/02 (L, 4-3)

#### IN AN INNING

**10+ runs in an inning:** ..... 10 vs. Grand Canyon, 3/22/17  
**15+ runs in an inning:** ..... 15 vs. Savannah St., 3/11/05  
**4+ homers in an inning:** ..... 4 at Air Force, 5/19/05  
**5+ doubles in an inning:** ..... 5, at Nevada, 4/21/13  
**4+ triples in an inning:** ..... 4, vs. TAMU-CC (Game 2), 2/21/09^  
**10+ hits in an inning:** ..... 11, vs. Grand Canyon, 3/22/17  
**10+ consecutive hits:** ..... 11, vs. Savannah St., 3/11/05\*  
**10+ consecutive batters reach base:** ..... 12 vs. Fresno St., 4/13/13  
**15+ consecutive batters reach base:** ..... 16 vs. Savannah St., 3/11/05  
**Player w/hits from both sides of plate:** ..... Sam Haggerty  
 ..... vs. Fresno St. 4/12/13



# UNIVERSITY OF NEW MEXICO 2020 BASEBALL



## LAST TIME IT HAPPENED

### WALK-OFFS

**Won on last at-bat:** .....3/2/19 vs. San Jose St. (7-6, 9 innings)  
**Lost on last at-bat:** .....2/15/19 vs. No. 8 Oregon State (5-6, 9 innings)  
**Scored two runs in last at-bat:** .....3/2/19 vs. San Jose St. (7-6, 9 innings)  
**Scored three runs in last at-bat:** .....3/5/11 vs. UTSA (6-5)  
**Scored four runs in last at-bat:** .....4/25/12 vs. Texas Tech (14-13)  
**Scored five runs in last at-bat:** .....2/12/01 vs. Southern Utah (8-7)  
**Scored six runs in last at-bat:** .....3/22/13 vs. Nevada (9-8)  
**Scored seven runs in last at-bat:** .....3/13/10 vs. LA Tech (15-14, 10 inn, GM1)  
**Scored nine runs in last at-bat:** .....3/21/99 vs. TCU (17-16)  
**Allowed two runs in last at-bat:** .....4/29/18 at San Jose St. (2-3)  
**Allowed three runs in last at-bat:** .....2/15/19 vs. No. 8 Oregon State (5-6)  
**Allowed four runs in last at-bat:** .....5/12/06 at UNLV (12-8)  
**Allowed five runs in last at-bat:** .....2/17/96 at UNLV (7-6)

### SERIES

**Swept non-conf. series, home:** .....vs. Central Michigan, 2/22-25, 2018  
**Swept non-conf. series, road:** .....at No. 23 Oklahoma St., 3/14-15, 2017  
**Swept in non-conf. series, home:** .....vs. Dallas Baptist, 3/4-6, 2016  
**Swept in non-conf. series, road:** .....at No. 7 Cal St. Fullerton 3/17-19/2017  
**Swept MW series, home:** .....vs. UNLV, 4/21-23, 2017  
**Swept MW series, road:** .....at UNLV, 3/24-26, 2017  
**Swept multiple MW series in a row:** .....3, 3/3/17-3/26/17  
 ..... at Air Force, vs. San José St., at UNLV  
**Swept in MW series, home:** .....vs. Fresno St. 4/6-8, 2018  
**Swept in MW series, road:** .....at San Jose St. 4/5-7, 2019  
**Swept in multiple MW series in a row:** .....2, 4/6/18-4/15/18  
 ..... vs. Fresno St., at Nevada





# UNIVERSITY OF NEW MEXICO 2020 BASEBALL



## GAME-BY-GAME RESULTS

Date	Opponent	W-L	Score	Rec.	Winner	Loser	Save	Att.	Time
2/14	^Oregon State								
2/15	^BYU								
2/15	^BYU								
2/17	^Gonzaga								
<b>2/21</b>	<b>Northern Colorado</b>								
<b>2/22</b>	<b>Northern Colorado</b>								
<b>2/23</b>	<b>Northern Colorado</b>								
<b>2/27</b>	<b>BYU</b>								
<b>2/28</b>	<b>BYU</b>								
<b>2/28</b>	<b>BYU</b>								
<b>2/29</b>	<b>BYU</b>								
3/3	Grand Canyon								
3/4	Grand Canyon								
<b>3/6</b>	<b>Hofstra</b>								
<b>3/7</b>	<b>Hofstra</b>								
<b>3/7</b>	<b>Hofstra</b>								
3/10	Incarnate Word								
3/11	Incarnate Word								
3/13	Texas								
3/14	Texas								
3/15	Texas								
<b>3/17</b>	<b>Texas Tech</b>								
<b>3/18</b>	<b>Texas Tech</b>								
3/21	UC Riverside								
3/22	UC Riverside								
3/23	UC Riverside								
<b>3/27</b>	<b>Alabama A&amp;M</b>								
<b>3/28</b>	<b>Alabama A&amp;M</b>								
<b>3/29</b>	<b>Alabama A&amp;M</b>								
4/3	*San Diego State								
4/4	*San Diego State								
4/5	*San Diego State								
<b>4/9</b>	<b>*Fresno State</b>								
<b>4/10</b>	<b>*Fresno State</b>								
<b>4/11</b>	<b>*Fresno State</b>								
4/13	Texas Tech								
4/14	Texas Tech								
<b>4/17</b>	<b>*Nevada</b>								
<b>4/18</b>	<b>*Nevada</b>								
<b>4/19</b>	<b>*Nevada</b>								
4/21	Arizona								
4/24	*Air Force								
4/25	*Air Force								
4/26	*Air Force								
<b>4/28</b>	<b>New Mexico State</b>								
<b>5/1</b>	<b>*Boise State</b>								
<b>5/2</b>	<b>*Boise State</b>								
<b>5/3</b>	<b>*Boise State</b>								
5/5	New Mexico State								
5/8	*UNLV								
5/9	*UNLV								
5/10	*UNLV								
<b>5/12</b>	<b>New Mexico State</b>								
<b>5/14</b>	<b>*San José State</b>								
<b>5/15</b>	<b>*San José State</b>								
<b>5/16</b>	<b>*San José State</b>								



# UNIVERSITY OF NEW MEXICO 2020 BASEBALL



## GAME-BY-GAME BATTING ORDER

Date	Opponent	1st	2nd	3rd	4th	5th	6th	7th	8th	9th	Record
2/14	^Oregon State										
2/15	^BYU										
2/15	^BYU										
2/17	^Gonzaga										
<b>2/21</b>	<b>Northern Colorado</b>										
<b>2/22</b>	<b>Northern Colorado</b>										
<b>2/23</b>	<b>Northern Colorado</b>										
<b>2/27</b>	<b>BYU</b>										
<b>2/28</b>	<b>BYU</b>										
<b>2/28</b>	<b>BYU</b>										
<b>2/29</b>	<b>BYU</b>										
3/3	Grand Canyon										
3/4	Grand Canyon										
<b>3/6</b>	<b>Hofstra</b>										
<b>3/7</b>	<b>Hofstra</b>										
<b>3/7</b>	<b>Hofstra</b>										
3/10	Incarnate Word										
3/11	Incarnate Word										
3/13	Texas										
3/14	Texas										
3/15	Texas										
<b>3/17</b>	<b>Texas Tech</b>										
<b>3/18</b>	<b>Texas Tech</b>										
3/21	UC Riverside										
3/22	UC Riverside										
3/23	UC Riverside										
<b>3/27</b>	<b>Alabama A&amp;M</b>										
<b>3/28</b>	<b>Alabama A&amp;M</b>										
<b>3/29</b>	<b>Alabama A&amp;M</b>										
4/3	*San Diego State										
4/4	*San Diego State										
4/5	*San Diego State										
<b>4/9</b>	<b>*Fresno State</b>										
<b>4/10</b>	<b>*Fresno State</b>										
<b>4/11</b>	<b>*Fresno State</b>										
4/13	Texas Tech										
4/14	Texas Tech										
<b>4/17</b>	<b>*Nevada</b>										
<b>4/18</b>	<b>*Nevada</b>										
<b>4/19</b>	<b>*Nevada</b>										
4/21	Arizona										
4/24	*Air Force										
4/25	*Air Force										
4/26	*Air Force										
<b>4/28</b>	<b>New Mexico State</b>										
<b>5/1</b>	<b>*Boise State</b>										
<b>5/2</b>	<b>*Boise State</b>										
<b>5/3</b>	<b>*Boise State</b>										
5/5	New Mexico State										
5/8	*UNLV										
5/9	*UNLV										
5/10	*UNLV										
<b>5/12</b>	<b>New Mexico State</b>										
<b>5/14</b>	<b>*San José State</b>										
<b>5/15</b>	<b>*San José State</b>										
<b>5/16</b>	<b>*San José State</b>										



# UNIVERSITY OF NEW MEXICO

## 2020 BASEBALL



### DEFENSIVE STARTING LINEUPS

Date	Opponent	C	1B	2B	3B	SS	LF	CF	RF	DH	Record
2/14	^Oregon State										
2/15	^BYU										
2/15	^BYU										
2/17	^Gonzaga										
<b>2/21</b>	<b>Northern Colorado</b>										
<b>2/22</b>	<b>Northern Colorado</b>										
<b>2/23</b>	<b>Northern Colorado</b>										
<b>2/27</b>	<b>BYU</b>										
<b>2/28</b>	<b>BYU</b>										
<b>2/28</b>	<b>BYU</b>										
<b>2/29</b>	<b>BYU</b>										
3/3	Grand Canyon										
3/4	Grand Canyon										
<b>3/6</b>	<b>Hofstra</b>										
<b>3/7</b>	<b>Hofstra</b>										
<b>3/7</b>	<b>Hofstra</b>										
3/10	Incarnate Word										
3/11	Incarnate Word										
3/13	Texas										
3/14	Texas										
3/15	Texas										
<b>3/17</b>	<b>Texas Tech</b>										
<b>3/18</b>	<b>Texas Tech</b>										
3/21	UC Riverside										
3/22	UC Riverside										
3/23	UC Riverside										
<b>3/27</b>	<b>Alabama A&amp;M</b>										
<b>3/28</b>	<b>Alabama A&amp;M</b>										
<b>3/29</b>	<b>Alabama A&amp;M</b>										
4/3	*San Diego State										
4/4	*San Diego State										
4/5	*San Diego State										
<b>4/9</b>	<b>*Fresno State</b>										
<b>4/10</b>	<b>*Fresno State</b>										
<b>4/11</b>	<b>*Fresno State</b>										
4/13	Texas Tech										
4/14	Texas Tech										
<b>4/17</b>	<b>*Nevada</b>										
<b>4/18</b>	<b>*Nevada</b>										
<b>4/19</b>	<b>*Nevada</b>										
4/21	Arizona										
4/24	*Air Force										
4/25	*Air Force										
4/26	*Air Force										
<b>4/28</b>	<b>New Mexico State</b>										
<b>5/1</b>	<b>*Boise State</b>										
<b>5/2</b>	<b>*Boise State</b>										
<b>5/3</b>	<b>*Boise State</b>										
5/5	New Mexico State										
5/8	*UNLV										
5/9	*UNLV										
5/10	*UNLV										
<b>5/12</b>	<b>New Mexico State</b>										
<b>5/14</b>	<b>*San José State</b>										
<b>5/15</b>	<b>*San José State</b>										
<b>5/16</b>	<b>*San José State</b>										



# UNIVERSITY OF NEW MEXICO

## 2020 BASEBALL



**RAY BIRMINGHAM** enters his 13th year as head coach of the UNM baseball team and into his 33rd year as a head coach at the collegiate level. At UNM, Birmingham is tied for the second-most win in program history with 384 to his credit as the Lobo skipper. He also initiated and had led the ongoing development and execution of the \$3.65 million expansion of Santa Ana Star Field as well as UNM's first privately-funded building on campus - the R.D. and Joan Dale Hubbard Clubhouse that was

completed in December of 2016.

For his overall career, Birmingham is in exclusive company having won over 1,000 games. Entering the 2020 season, Birmingham will have coached in parts of six decades dating back to the late 1970s. Birmingham is also the winningest coach in the state's history as all 1,202 of his victories have come coaching for teams in his home state of New Mexico (College of the Southwest, New Mexico Junior College and UNM).

In 2015, Birmingham was inducted into the New Mexico Sports Hall of Fame and was also inducted into the NJCAA Baseball Coaches Hall of Fame in 2011. He also currently serves on the College Baseball Hall of Fame Selection Committee.

Birmingham has also coached or spoken at numerous clinics throughout the United States and South America. He has been published in the American Baseball Coaches Association (ABCA) Journal and worked professionally for the Cleveland Indians, Oakland A's and Kansas City Royals.

In 2004, Birmingham led the NJCAA all-star team to four wins in five games over the Chinese All-Stars in Beijing, China. In 2007, Birmingham was selected as the head coach of the NJCAA all-star team when China returned to the United States to play the U.S. team. Birmingham also coached the NJCAA West All-Stars to a three-game sweep over the East All-Stars in the summer of 2009.

In the summer of 2014, Birmingham served as the hitting coach for USA Baseball's Collegiate National Team, which was made up of the top collegiate players from around the country. Team USA played games across North Carolina before traveling to the Netherlands to participate in Honkbal-Haarlem Baseball Week. The CNT won the international tournament by outscoring its opponents 34-6 over its final seven games. Birmingham helped guide Tennessee's Christin Stewart to "Best Hitter" honors at the tournament and Albuquerque's own Alex Bregman of LSU was named Honkbal Baseball Week MVP. Team USA concluded its summer with five games in Cuba, finishing with an overall record of 18-8-2.

In his 42nd year of coaching, Birmingham has been a part of 22 championships. All the college baseball programs Birmingham has coached have reached the top 25 in the national rankings at some point. Between University of the Southwest, New Mexico Junior College and New Mexico, 167 athletes have gone on to play professional baseball with 39 coming while the head coach at UNM. Additionally, under Birmingham at UNM, 40 athletes have earned All-America honors and 10 have been freshman All-Americans as well. Birmingham was also the coach of NMJC's first basketball conference championship team - a team that was ranked No. 1 in the country.

### THE BIRMINGHAM FILE

#### Education

New Mexico State BA Journalism Education (1978)  
College of the Southwest Education Administration

#### Coaching Experience

1988-89 Head Coach Mayfield High School  
1990-2007 Head Coach College of the Southwest  
2008-Present Head Coach New Mexico Junior College  
University of New Mexico

#### Career Coaching Record (Year-By-Year)

School	Year	Record	Win Pct.
College of SW	1988	20-40	.333
College of SW	1989	33-33	.500
<b>CSW</b>	<b>2 yrs</b>	<b>53-73</b>	<b>.421</b>
NMJC	1990	22-30	.423
NMJC	1991	42-18	.700
NMJC	1992	40-15	.727
NMJC	1993	48-13	.787
NMJC	1994	42-12	.778
NMJC	1995	48-9	.842
NMJC	1996	34-17	.667
NMJC	1997	38-14	.731
NMJC	1998	40-18	.690
NMJC	1999	33-21	.611
NMJC	2000	41-14	.745
NMJC	2001	44-14	.759
NMJC	2002	43-10	.811
NMJC	2003	43-14	.754
NMJC	2004	47-10	.825
NMJC	2005	55-10	.846
NMJC	2006	49-8-1	.853
NMJC	2007	56-8-1	.856
<b>NMJC</b>	<b>18 yrs</b>	<b>765-255-2</b>	<b>.750</b>
UNM	2008	34-25	.576
UNM	2009	37-20	.649
UNM	2010	38-22	.633
UNM	2011	20-41	.328
UNM	2012	37-24	.607
UNM	2013	37-22	.627
UNM	2014	37-20-1	.647
UNM	2015	32-27	.559
UNM	2016	39-23	.629
UNM	2017	30-27-1	.526
UNM	2018	20-33-1	.380
UNM	2019	23-28-1	.452
<b>UNM</b>	<b>12 yrs</b>	<b>384-312-4</b>	<b>.551</b>
Career	32 yrs	1,202-640-6	.652





# UNIVERSITY OF NEW MEXICO

## 2020 BASEBALL



### 2020 UNM BASEBALL ROSTER

#### POSITIONAL BREAKDOWN

##### PITCHERS (20)

##### Right-Handed (14)

2	Tristin Lively	So.
10	Isiah Campa	So.
11	Jamison Simmons	Fr.
12	Gabe Kurtzhals	So.
14	Miguel Reyes	Jr.
15	Aaron Makil	Jr.
17	Jack Murano	So.
22	Payton Strambler	Jr.
28	Will Armbruester	Fr.
30	Jack White	RsSo.
32	Cody Dye	RsJr.
34	Justin Armbruester	Jr.
37	Collin Storms	Jr.
44	Nathaniel Garley	Sr.

##### Left-Handed (3)

18	Matt Foster	So.
35	Arthur Steinkamp	Fr.
43	Matt Haley	Fr.

##### CATCHERS (3)

6	Jarrett Gonzales	Jr.
9	Ediberto Reyes	So.
27	Shane Podsednik	Jr.

##### INFELDERS (9)

3	Kyle Landers	Jr.
4	Lance Russell	Jr.
5	Justin Watari	Sr.
16	Justin Flebbe	Fr.
21	Kemuel Thomas-Rivera	Jr.
23	Kyler Castillo	Jr.
26	Adam Schneider	So.
29	Harry Fullerton	Jr.
36	Terrell Hudson	Fr.

##### OUTFIELDERS (6)

7	Tanner Baker	Sr.
13	Connor Mang	RsJr.
20	Jerry Davis	Jr.
24	Ethan Barker	Jr.
31	Trace Bucey	Jr.
41	Jacob Guerrero	Fr.

##### CLASS BREAKDOWN

Freshman	7
Sophomore	8
Junior	17
Senior	3

##### HOME STATE

Arizona	4
California	2
Kentucky	1
Louisiana	1
New Mexico	6
Texas	17
Washington	2

International ..... 2

#	NAME	POS.	B/T	HT	WT	CLS	HOMETOWN / PREVIOUS SCHOOL
2	Tristin Lively	RHP	R/R	6-0	185	So.	Las Cruces, N.M. / Las Cruces HS
3	Kyle Landers	INF	L/R	5-10	175	Jr.	Flower Mound, Texas / Navarro JC
4	Lance Russell	INF	R/R	5-10	195	Jr.	Flower Mound, Texas / Howard College
5	Justin Watari	INF	L/R	5-6	160	Sr.	Roseville, Calif. / Woodcreek HS
6	Jarrett Gonzales	C	R/R	5-10	195	Jr.	San Antonio, Texas / Grayson College
7	Tanner Baker	OF	L/R	6-1	200	Sr.	Phoenix, Ariz. / South Mountain CC
9	Ediberto Reyes	C/INF	R/R	6-0	180	So.	McAllen, Texas / Valley View HS
10	Isiah Campa	RHP	L/R	5-11	170	So.	El Paso, Texas / Cochise College
11	Jamison Simmons	RHP	R/R	5-11	190	Fr.	Port Neches, Texas / Port-Neches-Groves HS
12	Gabe Kurtzhals	RHP	R/R	5-9	175	So.	Fort Worth, Texas / West Virginia Univ.
13	Connor Mang	OF/INF	R/R	5-11	205	R-Jr.	Los Alamos, N.M. / Los Alamos HS
14	Miguel Reyes	RHP	R/R	6-2	205	Jr.	Lafayette, La. / Hutchinson CC
15	Aaron Makil	RHP	R/R	5-10	170	Jr.	Scottsdale, Ariz. / Chandler-Gilbert CC
16	Justin Flebbe	INF/OF	R/L	6-0	185	Fr.	Glendale, Ariz. / Kellis HS
17	Jack Murano	RHP	R/R	6-7	175	So.	Rio Rancho, N.M. / Cleveland HS
18	Matt Foster	LHP	L/L	6-4	205	So.	Plano, Texas / Plano Senior HS
20	Jerry Davis	OF	R/R	6-3	225	Jr.	Arlington, Texas / Vernon College
21	Kemuel Thomas-Rivera	INF	R/R	6-1	190	Jr.	Carolina, P.R. / North Central Texas College
22	Payton Strambler	RHP	R/R	6-0	225	Jr.	Burleson, Texas / McLennan CC
23	Kyler Castillo	INF	R/R	5-10	200	Jr.	Midlothian, Texas / Odessa College
24	Ethan Barker	OF	L/R	6-0	160	Jr.	Midland, Texas / Univ. of Tennessee
26	Adam Schneider	INF	L/R	5-9	165	So.	Edgewood, Ky. / Sinclair CC
27	Shane Podsednik	C	R/R	6-2	205	Jr.	Houston, Texas / Wharton County JC
28	Will Armbruester	RHP	R/R	6-6	225	Fr.	Sammamish, Wash. / Eastside Catholic HS
29	Harry Fullerton	INF/OF	R/R	6-0	200	Jr.	Sydney, Australia / Odessa College
30	Jack White	RHP	R/R	6-4	200	R-So.	Albuquerque, NM / Cibola HS
31	Trace Bucey	OF	L/R	6-0	200	Jr.	Corpus Christi, Texas / Howard College
32	Cody Dye	RHP	R/R	6-1	210	R-Jr.	Walnut, Calif. / Walnut HS
34	Justin Armbruester	RHP	R/R	6-4	235	Jr.	Sammamish, Wash. / Pacific Lutheran Univ.
35	Arthur Steinkamp	LHP	L/L	6-0	175	Fr.	Los Alamos, N.M. / Los Alamos HS
36	Terrell Hudson	INF	R/R	6-4	245	Fr.	Phoenix, Ariz. / Goldwater HS
37	Collin Storms	RHP	R/R	6-3	210	Jr.	Lewisville, Texas / Navarro JC
41	Jacob Guerrero	OF	R/L	5-11	190	Fr.	Grapevine, Texas / Colleyville Heritage HS
43	Matt Haley	LHP	L/L	6-2	175	Fr.	Crowley, Texas / Joshua HS
44	Nathaniel Garley	RHP	R/R	6-3	230	Sr.	Albuquerque, N.M. / Eldorado HS

##### COACHING STAFF

Head Coach	Ray Birmingham (13th season)
Pitching Coach	Brandon Higelin (2nd season)
Infield Coach/Recruiting Coordinator	Jon Coyne (2nd season)
Catching Coach	Nate Causey (2nd season)
Graduate Manager	Dante Mileta
Student Manager	Kayd Patterson
Athletic Trainer	Robert Rimorin
Athletic Communications	Daniel Gallegos

##### PRONUNCIATION GUIDE

5	Justin <b>WATARI</b>	(Wa - Tar - Ee)
9	<b>EDIBERTO</b> Reyes	(Eddie - Bear - Toe)
17	Jack <b>MURANO</b>	(Mur - on - oh)





# UNIVERSITY OF NEW MEXICO

## 2020 BASEBALL



### TV/PHOTO ROSTER



2 TRISTIN LIVELY  
RHP | 6-0 | SO



3 KYLE LANDERS  
INF | 5-10 | JR




4 LANCE RUSSELL  
INF | 5-10 | JR



5 JUSTIN WATARI  
INF | 5-6 | JR



6 JARRETT GONZALES  
C | 5-10 | JR



7 TANNER BAKER  
OF | 6-1 | SR



9 EDIBERTO REYES  
C/INF | 6-0 | SO




10 ISIAH CAMPA  
RHP | 5-11 | SO



11 JAMISON SIMMONS  
RHP | 5-11 | FR



12 GABE KURTZHALS  
RHP | 5-9 | SO




13 CONNOR MANG  
OF/INF | 5-11 | RSJR



14 MIGUEL REYES JR.  
RHP | 6-2 | JR



15 AARON MAKIL  
RHP | 5-10 | JR



16 JUSTIN FLEBBE  
INF/OF | 6-0 | FR



17 JACK MURANO  
RHP | 6-7 | SO



18 MATT FOSTER  
LHP | 6-4 | SO




20 JERRY DAVIS  
OF | 6-3 | JR




21 KEMUEL THOMAS-RIVERA  
INF | 6-1 | JR



22 PAYTON STRAMBLER  
RHP | 6-0 | JR



23 KYLER CASTILLO  
INF | 5-10 | JR



24 ETHAN BARKER  
OF | 6-0 | JR



26 ADAM SCHNEIDER  
INF | 5-9 | SO



27 SHANE PODSEDNIK  
C | 6-2 | JR



28 WILL ARMBRUESTER  
RHP | 6-6 | FR



29 HARRY FULLERTON  
INF/OF | 6-0 | JR



30 JACK WHITE  
RHP | 6-4 | RSSO



31 TRACE BUCEY  
OF | 6-0 | JR



32 CODY DYE  
RHP | 6-11 | RSJR



34 JUSTIN ARMBRUESTER  
RHP | 6-4 | JR



35 ARTHUR STEINKAMP  
LHP | 6-0 | FR




36 TERRELL HUDSON  
INF | 6-4 | FR



37 COLLIN STORMS  
RHP | 6-3 | JR




41 JACOB GUERRERO  
OF | 5-11 | FR




43 MATT HALEY  
LHP | 6-2 | FR




44 NATHANIEL GARLEY  
RHP | 6-3 | SR




1 RAY BIRMINGHAM  
HEAD COACH



33 BRANDON HIGELIN  
PITCHING COACH



45 JON COYNE  
INFIELD/RECRUITING



8 NATE CAUSEY  
CATCHING



JOHN BENTLEY  
DIR. OF OPERATIONS



# UNIVERSITY OF NEW MEXICO 2020 BASEBALL



## PROJECTED STARTING PITCHER - OREGON STATE



### #32 CODY DYE

RHP | 6-1 | 210 | RsJR | Walnut, Calif. (Walnut HS)

ERA	W-L-S	APP-GS	IP	R	ER	BB	K	OPP. BA
...	...	...	...	...	...	...	...	...

## GAME-BY-GAME STATISTICS

### Single-Game Highs

#### Innings Pitched

Season  
Career 9.0 vs. UNLV (4/21/18)

#### Longest Start (IP)

Season  
Career 9.0 vs. UNLV (4/21/18)

#### Shortest Start (IP)

Season  
Career 3.1 vs. Nevada (3/4/18)

#### Longest Relief (IP)

Season  
Career 3.2 at New Mexico St. (3/28/18)

#### Hits Allowed

Season  
Career 12 - done twice

#### Runs Allowed

Season  
Career 11 at Air Force (5/12/18)

#### Earned Runs Allowed

Season  
Career 6 - done twice

#### Walks Allowed

Season  
Career 4 - done twice

#### Strikeouts

Season  
Career 8 - done four times

## DYE'S CAREER STATS AT UNM

Year	era	w-l	app	qs	cq	sho	sv	ip	h	r	er	bb	so	2b	3b	hr	bf	bavg	wp	hbp	bk	sfa	sha
2017	3.55	1-0	12	0	0	0/0	0	12.2	13	5	5	11	11	1	0	1	64	.260	1	2	0	0	1
2018	5.63	5-6	14	14	1	0/0	0	86.1	108	64	54	29	71	20	3	6	403	.306	5	11	1	4	6
TOTAL	5.36	6-6	26	14	1	0/0	0	99.0	121	69	59	40	82	21	3	7	467	.300	6	13	1	4	7



# UNIVERSITY OF NEW MEXICO 2020 BASEBALL



## PROJECTED STARTING PITCHER - BYU (GM 1)



### #15 AARON MAKIL

RHP | 5-10 | 170 | JR | Scottsdale, Ariz. (Chandler-Gilbert CC)

ERA	W-L-S	APP-GS	IP	R	ER	BB	K	OPP. BA
...	...	...	...	...	...	...	...	...

## GAME-BY-GAME STATISTICS

### Single-Game Highs

#### Innings Pitched

Season  
Career

#### Longest Start (IP)

Season  
Career

#### Shortest Start (IP)

Season  
Career

#### Longest Relief (IP)

Season  
Career

#### Hits Allowed

Season  
Career

#### Runs Allowed

Season  
Career

#### Earned Runs Allowed

Season  
Career

#### Walks Allowed

Season  
Career

#### Strikeouts

Season  
Career

## MAKIL'S CAREER STATS AT UNM



# UNIVERSITY OF NEW MEXICO

## 2020 BASEBALL



### PROJECTED STARTING PITCHER - BYU (GM 2)



## #2 TRSITIN LIVELY

RHP | 6-0 | 185 | SO | Las Cruces, N.M. (Las Cruces HS)

ERA	W-L-S	APP-GS	IP	R	ER	BB	K	OPP. BA
<b>7.32</b>	<b>1-1-0</b>	<b>11-4</b>	<b>19.2</b>	<b>18</b>	<b>16</b>	<b>24</b>	<b>17</b>	<b>.253</b>

### GAME-BY-GAME STATISTICS

Date	Opponent	GS	IP	H	R	ER	BB	SO	2B	3B	HR	WP	BK	HBP	IBB	Score	W-L	Sv	ERA	NP
Feb 16	vs Minnesota		1.0	1	0	0	2	1	0	0	0	0	0	0	0	11-1	0-0	0	0.00	22
Feb 24	NIAGARA-2	*	5.0	1	0	0	3	2	0	0	0	1	0	0	0	7-4	1-0	0	0.00	74
Mar 03	SAN JOSE STATE		0.0	0	2	2	2	0	0	0	0	0	0	0	0	18-22	1-0	0	3.00	9
Mar 19	OKLAHOMA	*	3.2	5	3	3	5	4	1	0	0	0	0	0	0	1-8	1-1	0	4.66	79
Mar 26	at New Mexico State	*	1.0	2	4	4	4	0	0	0	1	0	0	1	0	5-13	1-1	0	7.59	37
Apr 07	at San Jose State		0.1	0	0	0	0	0	0	0	0	0	0	0	0	1-5	1-1	0	7.36	2
Apr 14	NEVADA		0.2	1	4	2	1	0	0	0	0	0	0	1	0	8-14	1-1	0	8.49	17
Apr 18	UC RIVERSIDE		1.0	1	1	1	1	2	1	0	0	1	0	0	0	10-18	1-1	0	8.53	19
Apr 23	at Texas Tech		2.0	2	1	1	1	1	0	0	0	0	0	1	0	4-6	1-1	0	7.98	44
Apr 30	GRAND CANYON	*	4.0	3	1	1	3	4	1	0	0	0	0	1	0	9-8	1-1	0	6.75	72
May 11	UNLV-2		1.0	3	2	2	2	3	0	0	0	0	0	0	0	8-18	1-1	0	7.32	36
Totals		4	19.2	19	18	16	24	17	3	0	1	2	0	4	0	82-117	1-1	0	7.32	-

### Single-Game Highs

#### Innings Pitched

Season  
Career 5.0 vs. Niagara (2/24/19)

#### Longest Start (IP)

Season  
Career 5.0 vs. Niagara (2/24/19)

#### Shortest Start (IP)

Season  
Career 1.0 at New Mexico St. (3/26/19)

#### Longest Relief (IP)

Season  
Career 2.0 at Texas Tech (4/23/19)

#### Hits Allowed

Season  
Career 5 vs. Oklahoma (3/22/19)

#### Runs Allowed

Season  
Career 4 - done twice

#### Earned Runs Allowed

Season  
Career 4 at New Mexico St. (3/26/19)

#### Walks Allowed

Season  
Career 5 vs. Oklahoma (3/22/19)

#### Strikeouts

Season  
Career 4 - done twice

### LIVELY'S CAREER STATS AT UNM

Year	era	w-l	app	gs	cq	sho	sv	ip	h	r	er	bb	so	2b	3b	hr	bf	bavg	wp	hbp	bk	sfa	sha
2019	7.32	1-1	11	4	0	0/0	0	19.2	19	18	16	24	17	3	0	1	104	.253	2	4	0	0	1
TOTAL	7.32	1-1	11	4	0	0/0	0	19.2	19	18	16	24	17	3	0	1	104	.253	2	4	0	0	1



# UNIVERSITY OF NEW MEXICO 2020 BASEBALL



## PROJECTED STARTING PITCHER - GONZAGA



## #34 JUSTIN ARMBRUESTER

RHP | 6-4 | 235 | JR | Sammamish, Wash. (Pacific Lutheran Univ.)

ERA	W-L-S	APP-GS	IP	R	ER	BB	K	OPP. BA
...	...	...	...	...	...	...	...	...

## GAME-BY-GAME STATISTICS

### Single-Game Highs

#### Innings Pitched

Season  
Career

#### Longest Start (IP)

Season  
Career

#### Shortest Start (IP)

Season  
Career

#### Longest Relief (IP)

Season  
Career

#### Hits Allowed

Season  
Career

#### Runs Allowed

Season  
Career

#### Earned Runs Allowed

Season  
Career

#### Walks Allowed

Season  
Career

#### Strikeouts

Season  
Career

## ARMBRUESTER'S CAREER STATS AT UNM





# UNIVERSITY OF NEW MEXICO

## 2020 BASEBALL



### MULTI-HIT GAMES

Name	2	3	4	5+	Total
------	---	---	---	----	-------

TEAM

### CAREER MULTI-HIT GAMES

Name	'17	'18	'19	'20	Total
------	-----	-----	-----	-----	-------

### STREAKS

Hitting Name	Current	2020	Career
--------------	---------	------	--------

Reached Base Name	Current	2020	Career
-------------------	---------	------	--------

### MULTI-RBI GAMES

Name	2	3	4	5+	Total
------	---	---	---	----	-------

TEAM	42	14	6	1	63
------	----	----	---	---	----

### CAREER MULTI-HIT GAMES

Name	'17	'18	'19	'20	Total
------	-----	-----	-----	-----	-------

### Inning-By-Inning Scoring Summary

Team	1	2	3	4	5	6	7	8	9	Ex.	Totals
New Mexico											
Opponents											



# UNIVERSITY OF NEW MEXICO 2020 BASEBALL



## HOME RUN TRACKER

Total .....  
 At Santa Ana Star Field .....  
     On the Road .....  
     At Neutral Site.....  
 vs. RHP .....  
 vs. LHP.....  
 vs. Mountain West.....  
 vs. Non-conference.....  
 Day Game .....  
 Night Game.....  
 w/ 0 outs.....  
 w/ 1 out.....  
 w/ 2 outs.....  
 Leadoff.....  
 Solo .....  
 Two-Run.....  
 Three-Run.....  
 Grand Slam.....  
 Walk-Off.....  
 Back-to-Back.....  
 Pinch-Hit.....  
 By a Freshman.....  
 By a Sophomore.....  
 By a Junior.....  
 By a Senior.....  
 1st Inning.....  
 2nd Inning.....  
 3rd Inning.....  
 4th Inning.....  
 5th Inning.....  
 6th Inning.....  
 7th Inning.....  
 8th Inning.....  
 9th Inning.....  
 Extra Innings.....  
 0-0 .....  
 0-1 .....  
 0-2 .....  
 1-0 .....  
 1-1 .....  
 1-2 .....  
 2-0 .....  
 2-1 .....  
 2-2 .....  
 3-0 .....  
 3-1 .....  
 3-2 .....  
 Opponent Total.....  
 Last HR Given Up.....  
     Longest Stretch w/o HR Allowed.....  
     Current Streak w/o HR Allowed.....

No.	Player	Date	Opponent	Pitcher	On	Inn.	Out	Count
-----	--------	------	----------	---------	----	------	-----	-------



# UNIVERSITY OF NEW MEXICO 2020 BASEBALL



## STARTERS GAME-BY-GAME

Name            W-L    IP    H    R    ER    BB    K

TEAM

## BULLPEN GAME-BY-GAME

Name            W-L-S    IP    H    R    ER    BB    K

TEAM



# UNIVERSITY OF NEW MEXICO

## 2020 BASEBALL



### GAME-BY-GAME HITTING

Date	Opponent	AB	R	H	RBI	2B	3B	HR	BB	IBB	SB	CS	HBP	SAC	SF	GDP	K	PO	A	E	Avg.	
2/14	^Oregon State																					
2/15	^BYU																					
2/15	^BYU																					
2/17	^Gonzaga																					
<b>2/21</b>	<b>Northern Colorado</b>																					
<b>2/22</b>	<b>Northern Colorado</b>																					
<b>2/23</b>	<b>Northern Colorado</b>																					
<b>2/27</b>	<b>BYU</b>																					
<b>2/28</b>	<b>BYU</b>																					
<b>2/28</b>	<b>BYU</b>																					
<b>2/29</b>	<b>BYU</b>																					
3/3	Grand Canyon																					
3/4	Grand Canyon																					
<b>3/6</b>	<b>Hofstra</b>																					
<b>3/7</b>	<b>Hofstra</b>																					
<b>3/7</b>	<b>Hofstra</b>																					
3/10	Incarnate Word																					
3/11	Incarnate Word																					
3/13	Texas																					
3/14	Texas																					
3/15	Texas																					
<b>3/17</b>	<b>Texas Tech</b>																					
<b>3/18</b>	<b>Texas Tech</b>																					
3/21	UC Riverside																					
3/22	UC Riverside																					
3/23	UC Riverside																					
<b>3/27</b>	<b>Alabama A&amp;M</b>																					
<b>3/28</b>	<b>Alabama A&amp;M</b>																					
<b>3/29</b>	<b>Alabama A&amp;M</b>																					
4/3	*San Diego State																					
4/4	*San Diego State																					
4/5	*San Diego State																					
<b>4/9</b>	<b>*Fresno State</b>																					
<b>4/10</b>	<b>*Fresno State</b>																					
<b>4/11</b>	<b>*Fresno State</b>																					
4/13	Texas Tech																					
4/14	Texas Tech																					
<b>4/17</b>	<b>*Nevada</b>																					
<b>4/18</b>	<b>*Nevada</b>																					
<b>4/19</b>	<b>*Nevada</b>																					
4/21	Arizona																					
4/24	*Air Force																					
4/25	*Air Force																					
4/26	*Air Force																					
<b>4/28</b>	<b>New Mexico State</b>																					
<b>5/1</b>	<b>*Boise State</b>																					
<b>5/2</b>	<b>*Boise State</b>																					
<b>5/3</b>	<b>*Boise State</b>																					
5/5	New Mexico State																					
5/8	*UNLV																					
5/9	*UNLV																					
5/10	*UNLV																					
<b>5/12</b>	<b>New Mexico State</b>																					
<b>5/14</b>	<b>*San José State</b>																					
<b>5/15</b>	<b>*San José State</b>																					
<b>5/16</b>	<b>*San José State</b>																					
<b>TOTALS</b>																						



# UNIVERSITY OF NEW MEXICO

## 2020 BASEBALL



### GAME-BY-GAME PITCHING

Date	Opponent	IP	H	R	ER	BB	SO	2B	3B	HR	WP	BK	HBP	DP	IBB	Score	W	L	SV	ERA
2/14	^Oregon State																			
2/15	^BYU																			
2/15	^BYU																			
2/17	^Gonzaga																			
<b>2/21</b>	<b>Northern Colorado</b>																			
<b>2/22</b>	<b>Northern Colorado</b>																			
<b>2/23</b>	<b>Northern Colorado</b>																			
<b>2/27</b>	<b>BYU</b>																			
<b>2/28</b>	<b>BYU</b>																			
<b>2/28</b>	<b>BYU</b>																			
<b>2/29</b>	<b>BYU</b>																			
3/3	Grand Canyon																			
3/4	Grand Canyon																			
<b>3/6</b>	<b>Hofstra</b>																			
<b>3/7</b>	<b>Hofstra</b>																			
<b>3/7</b>	<b>Hofstra</b>																			
3/10	Incarnate Word																			
3/11	Incarnate Word																			
3/13	Texas																			
3/14	Texas																			
3/15	Texas																			
<b>3/17</b>	<b>Texas Tech</b>																			
<b>3/18</b>	<b>Texas Tech</b>																			
3/21	UC Riverside																			
3/22	UC Riverside																			
3/23	UC Riverside																			
<b>3/27</b>	<b>Alabama A&amp;M</b>																			
<b>3/28</b>	<b>Alabama A&amp;M</b>																			
<b>3/29</b>	<b>Alabama A&amp;M</b>																			
4/3	*San Diego State																			
4/4	*San Diego State																			
4/5	*San Diego State																			
<b>4/9</b>	<b>*Fresno State</b>																			
<b>4/10</b>	<b>*Fresno State</b>																			
<b>4/11</b>	<b>*Fresno State</b>																			
4/13	Texas Tech																			
4/14	Texas Tech																			
<b>4/17</b>	<b>*Nevada</b>																			
<b>4/18</b>	<b>*Nevada</b>																			
<b>4/19</b>	<b>*Nevada</b>																			
4/21	Arizona																			
4/24	*Air Force																			
4/25	*Air Force																			
4/26	*Air Force																			
<b>4/28</b>	<b>New Mexico State</b>																			
<b>5/1</b>	<b>*Boise State</b>																			
<b>5/2</b>	<b>*Boise State</b>																			
<b>5/3</b>	<b>*Boise State</b>																			
5/5	New Mexico State																			
5/8	*UNLV																			
5/9	*UNLV																			
5/10	*UNLV																			
<b>5/12</b>	<b>New Mexico State</b>																			
<b>5/14</b>	<b>*San José State</b>																			
<b>5/15</b>	<b>*San José State</b>																			
<b>5/16</b>	<b>*San José State</b>																			

TOTALS





# UNIVERSITY OF NEW MEXICO 2020 BASEBALL



## GAME HIGHS

### TEAM GAME HIGHS (2020)

#### Batting

At Bats: .....  
 Runs Scored: .....  
 Hits: .....  
 RBIs: .....  
 Doubles: .....  
 Triples: .....  
 Home Runs: .....  
 Total Bases: .....  
 Walks: .....  
 Strikeouts: .....  
 Sac Hits: .....  
 Sac Flies: .....  
 Stolen Bases: .....  
 Hit-By-Pitch: .....  
 Caught Stealing: .....  
 Runners LOB: .....  
 Hit Into DP: .....

#### Fielding

Putouts .....  
 Assists .....  
 Errors .....  
 Passed Balls .....  
 DPs Turned .....

#### Pitching

Innings Pitched .....  
 Runs Allowed .....  
 Earned Runs .....  
 Walks Allowed .....  
 Strikeouts .....  
 Hits Allowed .....  
 Doubles Allowed .....  
 Triples Allowed .....  
 Homers Allowed .....  
 Wild Pitches .....  
 Hit Batters .....

### INDIVIDUAL GAME HIGHS (2020)

#### Batting

At Bats: .....  
 Runs Scored: .....  
 Hits: .....  
 RBIs: .....  
 Doubles: .....  
 Triples: .....  
 Home Runs: .....  
 Total Bases: .....  
 Walks: .....  
 Strikeouts: .....  
 Sac Hits: .....  
 Sac Flies: .....  
 Stolen Bases: .....  
 Hit-By-Pitch: .....  
 Caught Stealing: .....

#### Fielding

Putouts .....  
 Assists .....  
 Errors .....  
 Passed Balls .....

#### Pitching

Innings Pitched .....  
 Runs Allowed .....  
 Earned Runs .....  
 Walks Allowed .....  
 Strikeouts .....  
 Hits Allowed .....  
 Doubles Allowed .....  
 Triples Allowed .....  
 Homers Allowed .....  
 Wild Pitches .....  
 Hit Batters .....



# UNIVERSITY OF NEW MEXICO 2020 BASEBALL



## HITTERS



### #3 **KYLE LANDERS**

INF | L/R | 5-10 | 175 | JR | Flower Mound, Texas (Navarro JC)

AVG.	H-AB	R	2B	3B	HR	RBI	SLG%	OB%
...	...	...	...	...	...	...	...	...

## GAME-BY-GAME STATISTICS

### Single-Game Highs

#### Hits

Season  
Career

#### Runs

Season  
Career

#### Doubles

Season  
Career

#### Triples

Season  
Career

#### Home Runs

Season  
Career

#### RBI

Season  
Career

#### Walks

Season  
Career

#### Stolen Bases

Season  
Career

## LANDERS' CAREER STATS AT UNM



# UNIVERSITY OF NEW MEXICO 2020 BASEBALL



## HITTERS



### #4 LANCE RUSSELL

INF | R/R | 5-10 | 175 | JR | Flower Mound, Texas (Howard College)

AVG.	H-AB	R	2B	3B	HR	RBI	SLG%	OB%
...	...	...	...	...	...	...	...	...

## GAME-BY-GAME STATISTICS

### Single-Game Highs

<b>Hits</b> Season Career
<b>Runs</b> Season Career
<b>Doubles</b> Season Career
<b>Triples</b> Season Career
<b>Home Runs</b> Season Career
<b>RBI</b> Season Career
<b>Walks</b> Season Career
<b>Stolen Bases</b> Season Career

## RUSSELL'S CAREER STATS AT UNM



# UNIVERSITY OF NEW MEXICO

## 2020 BASEBALL



### HITTERS

# #5 JUSTIN WATARI

INF | L/R | 5-6 | 160 | SR | Roseville, Calif. (Woodcreek HS)



AVG.	H-AB	R	2B	3B	HR	RBI	SLG%	OB%
<b>.313</b>	<b>50-160</b>	<b>45</b>	<b>11</b>	<b>2</b>	<b>0</b>	<b>14</b>	<b>.406</b>	<b>.434</b>

### GAME-BY-GAME STATISTICS

Date	Opponent	Pos	AB	R	H	RBI	2B	3B	HR	BB	SB	CS	HBP	SAC	SF	GDP	K	PO	A	E	Avg	
Feb 15	vs Oregon State	*2b	4	0	1	0	0	0	0	0	0	0	0	0	0	0	0	1	3	3	0	.250
Feb 16	vs Minnesota	*2b	3	3	2	1	0	0	0	3	0	0	0	0	0	0	0	1	3	3	0	.429
Feb 17	vs Gonzaga	*2b	2	1	0	0	0	0	0	1	0	0	0	1	0	0	0	0	2	5	1	.333
Feb 18	vs Oregon State	*2b	3	0	0	0	0	0	0	1	0	0	0	0	0	0	0	0	1	2	0	.250
Feb 23	NIAGARA-1	*2b	5	1	2	0	0	0	0	0	0	0	0	0	0	0	0	0	1	1	0	.294
Feb 23	NIAGARA-2	*2b	3	1	1	0	0	0	0	1	0	0	0	0	0	0	0	0	1	3	0	.300
Feb 24	NIAGARA-1	*2b	4	3	3	1	0	0	0	1	0	0	0	0	1	0	0	0	1	3	0	.375
Feb 24	NIAGARA-2	*2b	5	1	1	0	0	0	0	0	0	0	0	0	0	0	0	0	2	4	0	.345
Feb 27	at Arizona	*2b	5	0	1	1	1	0	0	0	0	0	0	0	0	0	1	1	0	2	0	.324
Mar 01	SAN JOSE STATE	*2b	4	2	1	0	0	0	0	2	1	0	0	0	0	0	0	0	1	2	0	.316
Mar 02	SAN JOSE STATE	*2b	3	1	0	0	0	0	0	2	0	0	0	0	0	0	0	0	1	2	0	.293
Mar 03	SAN JOSE STATE	*2b	4	2	2	0	0	1	0	2	1	0	0	0	0	0	0	0	1	2	0	.311
Mar 08	CAL STATE FULLERT	*2b	3	2	1	0	0	0	0	1	0	0	0	0	0	0	0	0	5	4	0	.312
Mar 09	CAL STATE FULLERT	*2b	3	2	2	0	0	0	0	1	0	0	0	0	0	0	0	0	0	1	0	.333
03-29-19	at UNLV	*3b/2b	3	0	0	0	0	0	0	1	0	0	0	0	0	0	0	1	0	2	0	.315
03-30-19	at UNLV	*2b	2	0	0	0	0	0	0	2	0	0	0	0	0	0	0	0	2	3	1	.304
03-31-19	at UNLV	*2b	3	1	1	1	0	0	0	0	0	0	0	1	1	0	0	0	1	2	0	.305
Apr 02	TEXAS TECH	*2b	5	0	1	1	1	0	0	0	0	0	0	0	0	0	0	0	4	1	0	.297
Apr 03	TEXAS TECH	*2b	4	2	2	0	1	0	0	0	0	0	0	1	0	0	0	0	1	2	0	.309
Apr 05	at San Jose State	*2b	1	1	0	0	0	0	0	3	0	0	0	0	0	0	0	0	3	1	1	.304
Apr 06	at San Jose State	*2b	5	1	1	0	0	0	0	0	0	0	0	0	0	0	0	2	5	3	0	.297
Apr 07	at San Jose State	*3b	4	0	0	0	0	0	0	0	0	0	0	0	0	0	0	0	0	0	0	.282
Apr 12	NEVADA	*3b	5	0	0	0	0	0	0	0	0	0	0	0	0	0	0	0	0	0	0	.265
Apr 13	NEVADA	*3b	4	0	1	0	0	0	0	0	0	0	0	0	0	0	0	1	2	1	1	.264
Apr 14	NEVADA	*3b	4	1	2	2	0	0	0	1	0	0	0	0	0	0	0	0	1	2	2	.275
Apr 16	NEW MEXICO STATE	*3b	5	2	2	0	0	0	0	1	0	0	0	0	0	0	0	0	3	0	0	.281
Apr 18	UC RIVERSIDE	*3b	4	2	2	0	0	0	0	2	0	0	0	0	0	0	0	0	1	2	0	.290
Apr 19	UC RIVERSIDE	*3b	4	1	3	3	1	0	0	1	0	0	0	1	0	0	0	0	0	3	0	.308
Apr 20	UC RIVERSIDE	*3b/ss	5	2	2	1	2	0	0	0	0	0	0	0	0	0	0	0	2	3	1	.312
Apr 23	at Texas Tech	*2b	5	0	0	0	0	0	0	0	0	0	0	0	0	1	2	2	0	0	.298	
Apr 26	at Fresno State	*3b	5	1	1	0	1	0	0	0	0	0	0	0	0	0	0	0	1	1	0	.294
Apr 27	at Fresno State	*3b	4	1	0	0	0	0	0	1	0	0	0	0	0	0	0	0	0	2	0	.285
Apr 28	at Fresno State	*3b/2b	4	2	3	2	0	1	0	1	2	0	0	0	0	0	0	0	1	1	0	.299
Apr 30	GRAND CANYON	*3b	5	2	2	1	1	0	0	0	0	0	0	0	0	0	0	1	1	0	2	.303
May 01	GRAND CANYON	*2b	4	1	1	0	1	0	0	1	0	0	0	0	0	0	0	0	2	2	0	.301
May 03	AIR FORCE	*2b	5	0	2	0	0	0	0	0	0	0	0	0	0	0	0	0	1	3	0	.305
May 11	UNLV-1	*2b	3	1	2	0	2	0	0	1	0	0	0	0	0	0	0	1	0	6	0	.312
May 11	UNLV-2	*2b	2	4	2	0	0	0	0	4	0	0	0	0	0	0	0	0	2	3	0	.322
May 12	UNLV	*2b	3	0	1	0	0	0	0	0	0	1	0	1	0	0	0	1	0	2	0	.322
May 16	at San Diego State	*2b	4	0	1	0	0	0	0	0	0	0	0	0	0	1	1	4	3	0	.320	
May 17	at San Diego State	*2b	4	0	1	0	0	0	0	1	0	0	0	0	0	0	0	0	0	2	0	.318
May 18	at San Diego State	*2b	3	1	0	0	0	0	0	2	0	0	0	0	0	0	0	2	2	2	0	.312
Totals			42gs	160	45	50	14	11	2	0	36	5	1	0	6	2	3	17	61	87	11	.312

### Single-Game Highs

#### Hits

Season  
Career 4 - done twice

#### Runs

Season  
Career 4 vs. UNLV (5/11/19)

#### Doubles

Season  
Career 2 - done three times

#### Triples

Season  
Career 1 - done four times

#### Home Runs

Season  
Career 1 vs. UC Davis (5/20/18)

#### RBI's

Season  
Career 3 - done twice

#### Walks

Season  
Career 4 - vs. UNLV (5/11/19)

#### Stolen Bases

Season  
Career 2 - done twice

### WATARI'S CAREER STATS AT UNM


Year	avg	gp-gs	ab	r	h	2b	3b	hr	rbi	tb	slg%	bb	hbp	so	qdp	ob%	sf	sh	sb-att	po	a	e	fld%
2017	.268	35-26	82	29	22	4	0	0	12	26	.317	32	1	22	1	.474	1	1	1-2	32	79	4	.965
2018	.321	46-44	159	35	51	11	2	1	25	69	.434	33	1	15	5	.438	1	12	6-8	67	123	6	.969
2019	.313	42-42	160	45	50	11	2	0	14	65	.406	36	0	17	3	.434	2	6	5-6	61	87	11	.931
TOTAL	.307	123-112	401	109	123	26	4	1	51	160	.399	101	2	54	9	.445	4	19	12-16	160	289	21	.955



# UNIVERSITY OF NEW MEXICO 2020 BASEBALL



## HITTERS



### #6 JARRETT GONZALES

C | R/R | 5-10 | 195 | JR | San Antonio, Texas (Grayson College)

AVG.	H-AB	R	2B	3B	HR	RBI	SLG%	OB%
...	...	...	...	...	...	...	...	...

## GAME-BY-GAME STATISTICS

### Single-Game Highs

#### Hits

Season  
Career

#### Runs

Season  
Career

#### Doubles

Season  
Career

#### Triples

Season  
Career

#### Home Runs

Season  
Career

#### RBI

Season  
Career

#### Walks

Season  
Career

#### Stolen Bases

Season  
Career

## GONZALES' CAREER STATS AT UNM



# UNIVERSITY OF NEW MEXICO

## 2020 BASEBALL



### HITTERS



# #7 TANNER BAKER

OF | L/L | 6-1 | 200 | SR | Phoenix, Ariz. (South Mountain CC)

AVG.	H-AB	R	2B	3B	HR	RBI	SLG%	OB%
.257	46-179	22	9	1	0	21	.318	.309

### GAME-BY-GAME STATISTICS

Date	Opponent	Pos	AB	R	H	RBI	2B	3B	HR	BB	SB	CS	HBP	SAC	SF	GDP	K	PO	A	E	AvG
Feb 16	vs Minnesota	*of	5	1	4	2	1	0	0	0	0	0	0	0	0	0	1	1	0	0	.800
Feb 17	vs Gonzaga	*of	4	0	1	0	0	0	0	0	0	0	0	0	0	0	1	3	0	0	.556
Feb 18	vs Oregon State	*of	4	0	1	0	0	0	0	0	0	0	0	0	0	0	2	2	0	0	.462
Feb 23	NIAGARA-1	*of	4	0	0	0	0	0	0	0	0	0	0	0	0	1	1	2	0	0	.353
Feb 23	NIAGARA-2	*of	4	1	1	0	1	0	0	0	0	0	0	0	0	0	1	3	0	0	.333
Feb 24	NIAGARA-1	*of	4	0	1	0	0	0	0	0	0	0	0	0	0	0	0	2	0	0	.320
Feb 24	NIAGARA-2	*of	3	1	0	1	0	0	0	0	0	0	0	0	1	0	0	1	0	0	.286
Feb 27	at Arizona	ph/dh	1	0	1	0	0	0	0	0	0	0	0	0	0	0	0	0	0	0	.310
Mar 01	SAN JOSE STATE	*of	4	0	0	0	0	0	0	0	0	0	0	0	0	0	2	0	0	0	.273
Mar 02	SAN JOSE STATE	*of	5	2	2	1	0	0	0	0	0	0	0	0	0	0	0	0	0	0	.289
Mar 03	SAN JOSE STATE	*of	6	1	1	3	0	0	0	0	0	0	0	0	0	0	1	6	0	0	.273
Mar 08	CAL STATE FULLERT	*of	3	0	1	0	0	0	0	1	0	0	0	0	0	0	0	0	0	0	.277
Mar 09	CAL STATE FULLERT	*of	6	1	2	1	0	0	0	0	0	0	0	0	0	0	0	5	0	0	.283
Mar 10	CAL STATE FULLERT	*of	5	0	3	0	0	0	0	0	1	0	0	0	0	0	0	0	0	0	.310
Mar 15	at Nevada	*of	4	0	1	0	0	0	0	0	0	0	0	0	0	0	1	1	0	0	.306
Mar 16	at Nevada	*of	5	1	0	0	0	0	0	0	0	0	0	0	0	0	0	4	0	0	.284
Mar 17	at Nevada	*of	3	0	0	0	0	0	0	0	0	0	1	0	0	0	1	1	0	0	.271
Mar 19	OKLAHOMA	*of	3	0	1	0	0	0	0	0	0	0	0	0	0	0	1	0	0	0	.274
Mar 20	OKLAHOMA	*of	3	0	0	0	0	0	0	0	0	0	0	0	0	0	0	0	0	0	.263
Mar 22	SAN DIEGO STATE	*of	4	1	2	0	1	0	0	0	0	0	0	0	0	0	0	1	0	0	.275
Mar 23	SAN DIEGO STATE	*of	4	1	2	1	1	0	0	0	0	0	0	0	0	1	0	2	0	1	.286
Mar 24	SAN DIEGO STATE	*of	3	1	1	1	0	0	0	2	0	0	0	0	0	1	0	1	0	0	.287
Mar 26	at New Mexico State	*of	4	0	0	1	0	0	0	1	0	0	0	0	0	1	1	1	0	0	.275
03-30-19	at UNLV	*ph	1	0	0	0	0	0	0	0	0	0	0	0	0	0	0	0	0	0	.272
03-31-19	at UNLV	*of	3	2	2	1	0	0	0	1	0	0	0	0	0	0	0	3	0	0	.284
Apr 02	TEXAS TECH	*of	4	1	2	0	1	1	0	1	0	0	0	0	0	0	0	3	0	0	.293
Apr 03	TEXAS TECH	*of	3	1	1	0	0	0	0	0	0	0	0	2	0	0	1	0	0	0	.294
Apr 05	at San Jose State	*of	3	0	0	0	0	0	0	1	1	0	0	0	0	0	2	1	0	0	.286
Apr 06	at San Jose State	*of	3	1	0	0	0	0	0	1	0	0	0	0	0	0	0	1	0	0	.278
Apr 07	at San Jose State	*of	3	0	1	1	0	0	0	0	1	0	0	0	0	0	0	3	0	0	.279
Apr 12	NEVADA	*of	3	0	2	0	1	0	0	0	0	0	1	0	0	0	1	1	0	0	.289
Apr 13	NEVADA	*of	3	0	0	0	0	0	0	0	0	0	0	0	0	1	0	1	0	0	.282
Apr 14	NEVADA	*of	4	0	0	0	0	0	0	0	0	0	0	0	0	0	0	2	0	0	.273
Apr 16	NEW MEXICO STATE	*of	5	1	1	2	1	0	0	0	0	0	0	0	0	0	0	4	0	0	.270
Apr 18	UC RIVERSIDE	*of	4	0	0	1	0	0	0	0	0	0	0	0	0	0	1	2	0	0	.262
Apr 19	UC RIVERSIDE	*of	3	1	1	0	0	0	0	1	0	0	0	1	0	0	0	2	0	0	.263
Apr 20	UC RIVERSIDE	*of	3	0	0	0	0	0	0	0	0	0	0	0	0	0	1	1	0	0	.257
Apr 23	at Texas Tech	*of	3	0	1	1	0	0	0	0	0	0	1	0	0	0	2	2	0	0	.259
Apr 26	at Fresno State	*of	3	1	1	1	1	0	0	1	0	0	0	0	0	0	0	2	0	0	.261
Apr 27	at Fresno State	*of	4	0	0	0	0	0	0	0	0	0	0	0	0	0	1	1	0	0	.253
Apr 28	at Fresno State	*of	3	0	0	0	0	0	0	0	0	0	0	0	0	0	0	1	0	0	.248
Apr 30	GRAND CANYON	*of	2	1	0	1	0	0	0	0	0	0	0	0	0	0	0	1	0	0	.245
May 01	GRAND CANYON	*of	4	0	1	0	0	0	0	0	0	0	0	0	0	0	1	2	0	0	.245
May 03	AIR FORCE	*of	5	1	0	0	0	0	0	0	0	0	0	0	0	1	2	3	0	0	.237
May 11	UNLV-1	*of	4	0	0	0	0	0	0	0	0	0	0	0	0	1	0	3	0	0	.232
May 11	UNLV-2	*of	3	0	1	0	0	0	0	0	0	0	0	0	0	1	0	1	0	0	.234
May 12	UNLV	*of	2	0	2	0	0	0	0	1	0	0	0	0	0	0	0	1	0	0	.243
May 16	at San Diego State	*of	3	0	2	0	0	0	0	0	0	0	0	0	0	0	0	3	1	0	.250
May 17	at San Diego State	*of	3	1	2	0	1	0	0	1	0	0	0	0	0	0	1	1	0	0	.257
May 18	at San Diego State	*of	4	0	1	2	0	0	0	0	0	0	0	0	0	0	0	1	0	0	.257
Totals			47gs	179	22	46	21	9	1	0	12	3	0	2	4	1	9	25	82	1	.257

### Single-Game Highs

**Hits**  
Season  
Career 4 vs. Minnesota (2/16/19)

**Runs**  
Season  
Career 2 - done twice

**Doubles**  
Season  
Career 1 - done eight times

**Triples**  
Season  
Career 1 vs. Texas Tech (4/2/19)

**Home Runs**  
Season  
Career

**RBI's**  
Season  
Career 3 vs. San José St. (3/3/19)

**Walks**  
Season  
Career 2 vs. San Diego St. (3/24/19)

**Stolen Bases**  
Season  
Career 1 - done three times

### BAKER'S CAREER STATS AT UNM

Year	avg	gp-gs	ab	r	h	2b	3b	hr	rbi	tb	slg%	bb	hbp	so	gdp	ob%	sf	sh	sb-att	po	a	e	fld%
2019	.257	50-47	179	22	46	9	1	0	21	57	.318	12	2	25	9	.309	1	4	3-3	82	1	1	.988
TOTAL	.257	50-47	179	22	46	9	1	0	21	57	.318	12	2	25	9	.309	1	4	3-3	82	1	1	.988





# UNIVERSITY OF NEW MEXICO

## 2020 BASEBALL



### HITTERS



## #9 EDIBERTO REYES

C/INF | L/R | 6-0 | 180 | SO | McAllen, Texas (Valley View HS)

AVG.	H-AB	R	2B	3B	HR	RBI	SLG%	OB%
.325	25-77	12	7	0	2	15	.494	.404

### GAME-BY-GAME STATISTICS

Date	Opponent	Pos	AB	R	H	RBI	2B	3B	HR	BB	SB	CS	HBP	SAC	SF	GDP	K	PO	A	E	Avg	
Feb 24	NIAGARA-2	c	2	0	1	1	0	0	0	0	1	0	0	0	0	0	0	4	0	0	.667	
Feb 27	at Arizona	ph	1	0	1	1	0	0	0	0	0	0	0	0	0	0	0	0	0	0	.667	
Mar 01	SAN JOSE STATE	c	0	0	0	0	0	0	0	0	0	0	0	0	0	0	0	1	0	0	.500	
Mar 02	SAN JOSE STATE	ph	1	0	0	0	0	0	0	0	0	0	0	0	0	0	0	0	0	0	.500	
Mar 03	SAN JOSE STATE	ph/c	3	1	1	1	0	0	0	1	0	0	0	0	0	0	1	5	0	0	.429	
Mar 10	CAL STATE FULLERT	ph	1	0	1	0	0	0	0	0	0	0	0	0	0	0	0	0	0	0	.500	
Mar 15	at Nevada	ph/3b	1	0	0	1	0	0	0	0	0	0	0	0	0	0	0	2	1	0	.444	
Mar 16	at Nevada	*3b	4	0	0	0	0	0	0	1	0	0	0	0	0	0	2	0	3	0	.308	
Mar 17	at Nevada	*3b	4	1	2	0	1	0	0	0	0	0	0	0	0	0	0	3	2	1	.353	
Mar 19	OKLAHOMA	*3b	3	0	2	1	1	0	0	1	0	0	0	0	0	0	0	0	1	0	.400	
Mar 20	OKLAHOMA	*c	4	1	1	2	0	0	0	0	0	0	0	0	0	0	0	10	1	0	.375	
Mar 22	SAN DIEGO STATE	*3b	4	0	1	2	1	0	0	0	0	0	0	0	0	0	0	0	1	0	.357	
Mar 23	SAN DIEGO STATE	*3b	3	0	2	1	1	0	0	0	0	0	0	0	0	0	0	1	1	0	.387	
Mar 24	SAN DIEGO STATE	*3b	5	1	1	1	1	0	0	0	0	0	0	0	0	1	1	2	3	0	.361	
Mar 26	at New Mexico State	*3b	3	1	0	0	0	0	0	1	1	0	0	0	0	0	3	0	1	0	.333	
03-29-19	at UNLV	3b	2	1	1	0	0	0	0	1	0	0	0	0	0	0	1	0	1	0	.341	
03-30-19	at UNLV	3b	0	0	0	0	0	0	0	0	0	0	0	0	0	0	0	0	0	0	.341	
Apr 03	TEXAS TECH	*c	4	1	2	0	0	0	0	0	0	0	0	0	0	0	0	1	7	1	.356	
Apr 06	at San Jose State	ph	2	0	1	0	0	0	0	0	0	0	0	0	0	0	1	0	0	0	.362	
Apr 07	at San Jose State	*dh	3	0	0	0	0	0	0	0	0	0	0	0	0	0	1	0	0	0	.340	
Apr 14	NEVADA	ph	0	0	0	1	0	0	0	0	0	0	0	1	0	0	0	0	0	0	.340	
Apr 16	NEW MEXICO STATE	*c	3	0	1	0	0	0	0	1	0	0	1	0	0	0	0	9	0	0	.340	
Apr 18	UC RIVERSIDE	ph/c	1	0	0	0	0	0	0	0	0	0	0	0	0	0	0	1	1	0	.333	
Apr 23	at Texas Tech	c	1	0	0	0	0	0	0	1	0	0	0	0	0	0	1	4	0	0	.327	
Apr 26	at Fresno State	c	1	0	0	0	0	0	0	0	0	0	0	0	0	0	1	1	0	0	.321	
Apr 27	at Fresno State	*c	4	1	2	1	0	0	1	0	0	0	0	0	0	0	0	14	1	0	.333	
Apr 28	at Fresno State	*c	3	1	1	0	1	0	0	0	0	1	1	0	0	0	1	6	0	0	.333	
Apr 30	GRAND CANYON	*c	2	1	1	1	0	0	0	1	0	0	0	1	0	0	0	8	0	0	.338	
May 01	GRAND CANYON	*c	3	0	0	0	0	0	0	0	0	0	0	0	0	0	2	10	2	0	.324	
May 03	AIR FORCE	c	0	0	0	0	0	0	0	0	0	0	0	0	0	0	0	0	0	0	.324	
May 11	UNLV-2	ph/c	4	1	1	1	0	0	1	0	0	0	0	0	0	0	1	4	0	0	.319	
May 12	UNLV	*c	3	1	2	0	1	0	0	0	0	0	0	0	0	0	0	10	0	0	.333	
May 16	at San Diego State	*c	2	0	0	0	0	0	0	0	0	1	0	0	1	0	9	1	0	0	.325	
Totals			17gs	77	12	25	15	7	0	2	8	2	1	3	1	1	2	17	111	21	1	.325

### Single-Game Highs

**Hits**  
Season  
Career 2 - done six times

**Runs**  
Season  
Career 1 - done 12 times

**Doubles**  
Season  
Career 1 - done seven times

**Triples**  
Season  
Career

**Home Runs**  
Season  
Career 1 - done twice times

**RBI's**  
Season  
Career 2 - done twice

**Walks**  
Season  
Career 1 done eight times

**Stolen Bases**  
Season  
Career 1 - done twice

### REYES' CAREER STATS AT UNM

Year	avg	gp-gs	ab	r	h	2b	3b	hr	rbi	tb	slg%	bb	hbp	so	qdp	ob%	sf	sh	sb-att	po	a	e	fld%
2019	.325	33-17	77	12	25	7	0	2	15	38	.494	8	3	17	2	.404	1	1	2-3	111	21	1	.992
TOTAL	.325	33-17	77	12	25	7	0	2	15	38	.494	8	3	17	2	.404	1	1	2-3	111	21	1	.992



# UNIVERSITY OF NEW MEXICO

## 2020 BASEBALL



### HITTERS

# #13 CONNOR MANG

OF/INF | R/R | 5-11 | 205 | RsJR | Los Alamos, N.M. (Los Alamos HS)



AVG.	H-AB	R	2B	3B	HR	RBI	SLG%	OB%
<b>.359</b>	<b>71-198</b>	<b>36</b>	<b>16</b>	<b>3</b>	<b>4</b>	<b>47</b>	<b>.530</b>	<b>.439</b>

### GAME-BY-GAME STATISTICS

Date	Opponent	Pos	AB	R	H	RBI	2B	3B	HR	BB	SB	CS	HBP	SAC	SF	GDP	K	PO	A	E	Avg	
Feb 15	vs Oregon State	*3b	4	1	1	0	1	0	0	0	0	0	0	0	0	0	2	0	2	0	.250	
Feb 16	vs Minnesota	*3b	4	0	0	0	0	0	0	1	0	0	0	0	0	0	3	1	1	0	.125	
Feb 17	vs Gonzaga	*3b	4	0	3	2	0	1	0	0	0	0	0	0	0	0	1	2	0	0	.333	
Feb 18	vs Oregon State	*3b	4	0	3	0	1	0	0	0	0	0	0	0	0	0	1	0	1	0	.438	
Feb 23	NIAGARA-1	*3b	4	0	0	0	0	0	0	0	0	0	0	0	0	0	0	2	2	1	.350	
Feb 23	NIAGARA-2	*3b	3	0	1	2	0	0	0	0	0	0	0	0	1	0	1	0	2	1	.348	
Feb 24	NIAGARA-1	*3b	4	1	3	5	2	0	1	0	0	0	0	0	0	0	1	0	2	0	.407	
Feb 24	NIAGARA-2	*3b	4	1	2	0	0	0	0	0	2	0	0	0	0	0	1	0	2	0	.419	
Feb 27	at Arizona	*3b	4	0	0	0	0	0	0	0	0	0	1	0	0	0	1	1	2	0	.371	
Mar 01	SAN JOSE STATE	*3b	2	3	1	0	0	0	0	3	1	0	0	0	0	0	1	1	0	1	.378	
Mar 02	SAN JOSE STATE	*3b	3	0	1	2	0	0	0	0	0	0	1	0	0	0	0	0	5	1	.375	
Mar 03	SAN JOSE STATE	*1b/3b	4	4	2	0	1	0	0	2	0	0	0	0	0	0	0	5	0	0	.386	
Mar 08	CAL STATE FULLERT	*1b	4	1	1	0	0	0	0	0	1	0	0	0	0	0	1	8	1	0	.375	
Mar 09	CAL STATE FULLERT	*1b/3b	4	4	2	3	0	0	1	2	1	0	0	0	0	0	0	4	2	0	.385	
Mar 10	CAL STATE FULLERT	*3b/2b	5	1	1	2	0	1	0	0	0	0	0	0	0	0	2	1	4	0	.368	
Mar 15	at Nevada	*3b/1b	3	1	1	0	1	0	0	1	0	0	0	0	0	0	1	4	1	0	.367	
Mar 16	at Nevada	*1b	5	1	3	2	0	0	1	0	0	0	1	0	0	0	1	0	7	0	.385	
Mar 17	at Nevada	*1b	4	0	0	0	0	0	0	0	0	0	0	0	0	0	0	8	1	0	.362	
Mar 19	OKLAHOMA	*1b	4	1	2	0	0	0	0	0	0	0	0	0	0	0	1	8	0	0	.370	
Mar 20	OKLAHOMA	*3b	5	1	2	0	0	0	0	0	1	0	0	0	0	0	0	1	1	0	.372	
Mar 22	SAN DIEGO STATE	*1b	4	0	0	0	0	0	0	0	0	0	0	0	0	1	0	9	0	0	.354	
Mar 23	SAN DIEGO STATE	*1b	4	1	2	1	0	1	0	0	0	0	0	0	0	0	0	9	1	0	.360	
Mar 24	SAN DIEGO STATE	*1b	3	0	1	1	0	0	0	2	0	0	0	0	0	0	2	9	1	0	.360	
Mar 26	at New Mexico State	*1b	5	0	2	0	0	0	0	0	0	0	0	0	0	1	1	10	1	0	.362	
03-29-19	at UNLV	*1b	5	0	1	0	0	0	0	0	0	0	0	0	0	0	4	10	1	0	.354	
03-30-19	at UNLV	*3b/1b	4	0	0	0	0	0	0	0	0	0	0	0	0	0	3	0	1	0	.340	
03-31-19	at UNLV	*3b	4	0	0	0	0	0	0	0	0	0	0	1	0	2	2	0	1	1	.327	
Apr 03	TEXAS TECH	*3b	4	1	3	4	0	0	0	1	2	0	0	0	0	0	0	1	0	0	.342	
Apr 05	at San Jose State	*1b	4	0	1	0	0	0	0	0	0	0	0	0	0	1	0	7	0	0	.339	
Apr 06	at San Jose State	*1b	3	1	0	0	0	0	0	1	1	0	1	0	0	0	0	5	0	0	.331	
Apr 07	at San Jose State	*1b	3	0	0	0	0	0	0	0	0	0	0	0	0	0	1	14	1	0	.322	
Apr 12	NEVADA	*1b	3	1	1	1	1	0	0	0	0	0	1	0	0	0	0	4	0	0	.323	
Apr 13	NEVADA	*1b	3	0	0	0	0	0	0	1	0	0	0	0	0	0	0	1	7	0	.315	
Apr 14	NEVADA	*1b	4	1	3	2	1	0	0	0	1	0	1	0	0	0	0	9	0	1	.328	
Apr 16	NEW MEXICO STATE	*1b	6	1	5	2	3	0	0	0	1	0	0	0	0	0	0	6	0	0	.350	
Apr 18	UC RIVERSIDE	*1b	5	1	2	2	0	0	0	0	0	0	0	0	0	0	1	11	0	0	.352	
Apr 19	UC RIVERSIDE	*1b	2	1	2	3	0	0	0	2	0	0	0	0	1	0	0	7	0	0	.361	
Apr 20	UC RIVERSIDE	*1b/3b	5	1	2	0	1	0	0	0	1	0	0	0	0	0	2	0	2	0	.362	
Apr 23	at Texas Tech	*3b	3	1	1	0	0	0	0	1	0	0	0	0	0	0	0	3	3	0	.362	
Apr 26	at Fresno State	*1b	4	0	0	0	0	0	0	0	0	0	0	0	0	0	2	8	0	0	.353	
Apr 27	at Fresno State	*1b	4	1	1	2	0	0	0	1	1	0	0	0	0	0	2	4	0	0	.350	
Apr 28	at Fresno State	*1b/3b	5	1	2	1	0	0	0	0	0	0	0	0	0	0	1	9	0	0	.352	
Apr 30	GRAND CANYON	*1b	4	0	1	2	0	0	0	1	0	1	0	0	0	0	1	6	1	1	.349	
May 01	GRAND CANYON	*1b/3b	4	1	2	1	1	0	0	0	0	0	0	0	0	0	0	4	3	0	.353	
May 03	AIR FORCE	*1b	3	0	1	1	1	0	0	2	0	0	0	0	0	0	0	9	0	0	.352	
May 11	UNLV-1	*1b	4	1	1	0	0	0	0	0	0	0	0	0	0	0	0	14	0	1	.350	
May 11	UNLV-2	*3b	5	0	4	3	1	0	0	0	0	0	0	0	0	0	1	1	1	0	.362	
May 12	UNLV	*3b	2	1	1	0	0	0	0	2	0	0	0	0	0	0	0	1	2	0	.364	
May 16	at San Diego State	*3b	4	0	0	0	0	0	0	0	0	0	0	0	0	0	1	0	2	0	.356	
May 17	at San Diego State	*3b	3	0	1	0	1	0	0	2	0	0	0	0	0	0	0	0	2	0	.356	
May 18	at San Diego State	*3b	4	1	2	3	0	0	0	1	0	0	0	0	0	0	1	0	2	0	.359	
Totals			51gs	198	36	71	47	16	3	4	26	11	3	4	2	2	6	43	230	54	8	.359

### Single-Game Highs

#### Hits

Season  
Career 5 vs. New Mexico St. (4/16/19)

#### Runs

Season  
Career 4 - done twice

#### Doubles

Season  
Career 3 vs. New Mexico St. (4/16/19)

#### Triples

Season  
Career 1 - done six times

#### Home Runs

Season  
Career 1 - done five times

#### RBI

Season  
Career 5 vs. Niagara (2/24/19)

#### Walks

Season  
Career 3 vs. San José St. (3/1/19)

#### Stolen Bases

Season  
Career 2 - done twice

### MANG'S CAREER STATS AT UNM

Year	avg	gp-gs	ab	r	h	2b	3b	hr	rbi	tb	slg%	bb	hbp	so	qdp	ob%	sf	sh	sb-att	po	a	e	fld%
2017	.000	3-0	2	2	0	0	0	0	0	0	.000	1	0	0	0	.333	0	0	0-0	0	0	0	.000
2018	.326	48-48	172	35	56	10	3	2	27	78	.453	24	5	31	4	.421	1	2	2-3	245	47	4	.986
2019	.359	51-51	198	36	71	16	3	4	47	105	.530	26	4	43	6	.439	2	2	11-14	230	54	8	.973
TOTAL	.341	102-99	372	73	127	26	6	6	74	183	.492	51	9	74	10	.430	3	4	13-17	475	101	12	.980



# UNIVERSITY OF NEW MEXICO

## 2020 BASEBALL



### HITTERS



# #16

## JUSTIN FLEBBE

INF/OF | R/L | 6-0 | 185 | FR | Glendale, Ariz. (Kellis HS)

AVG.	H-AB	R	2B	3B	HR	RBI	SLG%	OB%
...	...	...	...	...	...	...	...	...

### GAME-BY-GAME STATISTICS

#### Single-Game Highs

##### Hits

Season  
Career

##### Runs

Season  
Career

##### Doubles

Season  
Career

##### Triples

Season  
Career

##### Home Runs

Season  
Career

##### RBI

Season  
Career

##### Walks

Season  
Career

##### Stolen Bases

Season  
Career

### FLEBBE'S CAREER STATS AT UNM



# UNIVERSITY OF NEW MEXICO 2020 BASEBALL



## HITTERS



### #20 JERRY DAVIS

OF | R/R | 6-3 | 225 | JR | Arlington, Texas (Vernon College)

AVG.	H-AB	R	2B	3B	HR	RBI	SLG%	OB%
...	...	...	...	...	...	...	...	...

## GAME-BY-GAME STATISTICS

### Single-Game Highs

#### Hits

Season  
Career

#### Runs

Season  
Career

#### Doubles

Season  
Career

#### Triples

Season  
Career

#### Home Runs

Season  
Career

#### RBI's

Season  
Career

#### Walks

Season  
Career

#### Stolen Bases

Season  
Career

## DAVIS' CAREER STATS AT UNM



# UNIVERSITY OF NEW MEXICO 2020 BASEBALL



## HITTERS



### #21 **KEMUEL THOMAS-RIVERA**

INF | R/R | 6-1 | 190 | JR | Carolina, P.R. (North Central Texas)

AVG.	H-AB	R	2B	3B	HR	RBI	SLG%	OB%
...	...	...	...	...	...	...	...	...

## GAME-BY-GAME STATISTICS

### Single-Game Highs

#### Hits

Season  
Career

#### Runs

Season  
Career

#### Doubles

Season  
Career

#### Triples

Season  
Career

#### Home Runs

Season  
Career

#### RBI's

Season  
Career

#### Walks

Season  
Career

#### Stolen Bases

Season  
Career

## THOMAS-RIVERA'S CAREER STATS AT UNM



# UNIVERSITY OF NEW MEXICO 2020 BASEBALL



## HITTERS



### #23 KYLER CASTILLO

INF | R/R | 6-1 | 200 | JR | Midlothian, Texas (Odessa College)

AVG.	H-AB	R	2B	3B	HR	RBI	SLG%	OB%
...	...	...	...	...	...	...	...	...

## GAME-BY-GAME STATISTICS

### Single-Game Highs

#### Hits

Season  
Career

#### Runs

Season  
Career

#### Doubles

Season  
Career

#### Triples

Season  
Career

#### Home Runs

Season  
Career

#### RBI

Season  
Career

#### Walks

Season  
Career

#### Stolen Bases

Season  
Career

## CASTILLO'S CAREER STATS AT UNM





# UNIVERSITY OF NEW MEXICO 2020 BASEBALL



## HITTERS



### #24 **ETHAN BARKER**

OF | L/L | 6-0 | 160 | JR | Midland, Texas (Univ. of Tennessee)

AVG.	H-AB	R	2B	3B	HR	RBI	SLG%	OB%
...	...	...	...	...	...	...	...	...

## GAME-BY-GAME STATISTICS

### Single-Game Highs

#### Hits

Season  
Career

#### Runs

Season  
Career

#### Doubles

Season  
Career

#### Triples

Season  
Career

#### Home Runs

Season  
Career

#### RBI

Season  
Career

#### Walks

Season  
Career

#### Stolen Bases

Season  
Career

## BARKER'S CAREER STATS AT UNM



# UNIVERSITY OF NEW MEXICO 2020 BASEBALL



## HITTERS



### #26 ADAM SCHNEIDER

INF | L/R | 5-9 | 165 | SO | Edgewood, Ky. (Sinclair CC)

AVG.	H-AB	R	2B	3B	HR	RBI	SLG%	OB%
...	...	...	...	...	...	...	...	...

## GAME-BY-GAME STATISTICS

### Single-Game Highs

#### Hits

Season  
Career

#### Runs

Season  
Career

#### Doubles

Season  
Career

#### Triples

Season  
Career

#### Home Runs

Season  
Career

#### RBI

Season  
Career

#### Walks

Season  
Career

#### Stolen Bases

Season  
Career

## SCHNEIDER'S CAREER STATS AT UNM



# UNIVERSITY OF NEW MEXICO

## 2020 BASEBALL



### HITTERS



## #27 SHANE PODSEDIK

C | R/R | 6-2 | 190 | JR | Houston, Texas (Wharton County CC)

AVG.	H-AB	R	2B	3B	HR	RBI	SLG%	OB%
...	...	...	...	...	...	...	...	...

### GAME-BY-GAME STATISTICS

#### Single-Game Highs

##### Hits

Season  
Career

##### Runs

Season  
Career

##### Doubles

Season  
Career

##### Triples

Season  
Career

##### Home Runs

Season  
Career

##### RBI

Season  
Career

##### Walks

Season  
Career

##### Stolen Bases

Season  
Career

### PODSEDIK'S CAREER STATS AT UNM



# UNIVERSITY OF NEW MEXICO 2020 BASEBALL



## HITTERS



### #29 HARRY FULLERTON

INF/OF | R/R | 6-0 | 200 | JR | Sydney, Australia (Odessa College)

AVG.	H-AB	R	2B	3B	HR	RBI	SLG%	OB%
...	...	...	...	...	...	...	...	...

## GAME-BY-GAME STATISTICS

### Single-Game Highs

#### Hits

Season  
Career

#### Runs

Season  
Career

#### Doubles

Season  
Career

#### Triples

Season  
Career

#### Home Runs

Season  
Career

#### RBI

Season  
Career

#### Walks

Season  
Career

#### Stolen Bases

Season  
Career

## FULLERTON'S CAREER STATS AT UNM



# UNIVERSITY OF NEW MEXICO 2020 BASEBALL



## HITTERS



### #31 TRACE BUCEY

OF | L/R | 6-00 | 200 | JR | Corpus Christi, Texas (Howard College)

AVG.	H-AB	R	2B	3B	HR	RBI	SLG%	OB%
...	...	...	...	...	...	...	...	...

## GAME-BY-GAME STATISTICS

### Single-Game Highs

<b>Hits</b>	Season	Career
<b>Runs</b>	Season	Career
<b>Doubles</b>	Season	Career
<b>Triples</b>	Season	Career
<b>Home Runs</b>	Season	Career
<b>RBI</b>	Season	Career
<b>Walks</b>	Season	Career
<b>Stolen Bases</b>	Season	Career

## GUERRERO'S CAREER STATS AT UNM



# UNIVERSITY OF NEW MEXICO 2020 BASEBALL



## HITTERS



### #36 TERRELL HUDSON

INF | R/R | 6-4 | 245 | FR | Phoenix, Ariz. (Goldwater HS)

AVG.	H-AB	R	2B	3B	HR	RBI	SLG%	OB%
...	...	...	...	...	...	...	...	...

## GAME-BY-GAME STATISTICS

### Single-Game Highs

#### Hits

Season  
Career

#### Runs

Season  
Career

#### Doubles

Season  
Career

#### Triples

Season  
Career

#### Home Runs

Season  
Career

#### RBI

Season  
Career

#### Walks

Season  
Career

#### Stolen Bases

Season  
Career

## HUDSON'S CAREER STATS AT UNM



# UNIVERSITY OF NEW MEXICO 2020 BASEBALL



## HITTERS



# #41

## JACOB GUERRERO

OF | R/L | 5-11 | 190 | FR | Grapevine, Texas (Colleyville Heritage HS)

AVG.	H-AB	R	2B	3B	HR	RBI	SLG%	OB%
...	...	...	...	...	...	...	...	...

## GAME-BY-GAME STATISTICS

### Single-Game Highs

#### Hits

Season  
Career

#### Runs

Season  
Career

#### Doubles

Season  
Career

#### Triples

Season  
Career

#### Home Runs

Season  
Career

#### RBI

Season  
Career

#### Walks

Season  
Career

#### Stolen Bases

Season  
Career

## GUERRERO'S CAREER STATS AT UNM





# UNIVERSITY OF NEW MEXICO

## 2020 BASEBALL



### PITCHERS



# #10

## ISIAH CAMPA

RHP | 6-1 | 170 | SO | El Paso, Texas (Cochise College)

ERA	W-L-S	APP-GS	IP	R	ER	BB	K	OPP. BA
...	...	...	...	...	...	...	...	...

### GAME-BY-GAME STATISTICS

#### Single-Game Highs

##### Innings Pitched

Season  
Career

##### Longest Start (IP)

Season  
Career

##### Shortest Start (IP)

Season  
Career

##### Longest Relief (IP)

Season  
Career

##### Hits Allowed

Season  
Career

##### Runs Allowed

Season  
Career

##### Earned Runs Allowed

Season  
Career

##### Walks Allowed

Season  
Career

##### Strikeouts

Season  
Career

### CAMPA'S CAREER STATS AT UNM



# UNIVERSITY OF NEW MEXICO 2020 BASEBALL



## PITCHERS



# #11

## JAMISON SIMMONS

RHP | 5-11 | 190 | FR | Port Neches, Texas (Groves HS)

ERA	W-L-S	APP-GS	IP	R	ER	BB	K	OPP. BA
...	...	...	...	...	...	...	...	...

## GAME-BY-GAME STATISTICS

### Single-Game Highs

#### Innings Pitched

Season  
Career

#### Longest Start (IP)

Season  
Career

#### Shortest Start (IP)

Season  
Career

#### Longest Relief (IP)

Season  
Career

#### Hits Allowed

Season  
Career

#### Runs Allowed

Season  
Career

#### Earned Runs Allowed

Season  
Career

#### Walks Allowed

Season  
Career

#### Strikeouts

Season  
Career

## SIMMONS' CAREER STATS AT UNM



# UNIVERSITY OF NEW MEXICO

## 2020 BASEBALL



### PITCHERS



# #12

## GABE KURTZHALS

RHP | 5-9 | 175 | SO | Fort Worth, Texas (Univ. of West Virginia)

ERA	W-L-S	APP-GS	IP	R	ER	BB	K	OPP. BA
...	...	...	...	...	...	...	...	...

### GAME-BY-GAME STATISTICS

#### Single-Game Highs

##### Innings Pitched

Season  
Career

##### Longest Start (IP)

Season  
Career

##### Shortest Start (IP)

Season  
Career

##### Longest Relief (IP)

Season  
Career

##### Hits Allowed

Season  
Career

##### Runs Allowed

Season  
Career

##### Earned Runs Allowed

Season  
Career

##### Walks Allowed

Season  
Career

##### Strikeouts

Season  
Career

### KURTZHALS' CAREER STATS AT UNM



# UNIVERSITY OF NEW MEXICO 2020 BASEBALL



## PITCHERS



**#14 MIGUEL REYES JR.**

RHP | 6-2 | 205 | JR | Lafayette, La. (Hutchinson CC)

ERA	W-L-S	APP-GS	IP	R	ER	BB	K	OPP. BA
...	...	...	...	...	...	...	...	...

## GAME-BY-GAME STATISTICS

### Single-Game Highs

#### Innings Pitched

Season  
Career

#### Longest Start (IP)

Season  
Career

#### Shortest Start (IP)

Season  
Career

#### Longest Relief (IP)

Season  
Career

#### Hits Allowed

Season  
Career

#### Runs Allowed

Season  
Career

#### Earned Runs Allowed

Season  
Career

#### Walks Allowed

Season  
Career

#### Strikeouts

Season  
Career

## REYES JR.'S CAREER STATS AT UNM



# UNIVERSITY OF NEW MEXICO

## 2020 BASEBALL



### PITCHERS



# #17

## JACK MURANO

RHP | 6-7 | 175 | SO | Rio Rancho, N.M. (Cleveland HS)

ERA	W-L-S	APP-GS	IP	R	ER	BB	K	OPP. BA
<b>9.37</b>	<b>0-1-0</b>	<b>12-4</b>	<b>16.1</b>	<b>20</b>	<b>17</b>	<b>9</b>	<b>19</b>	<b>.352</b>

### GAME-BY-GAME STATISTICS

Date	Opponent	GS	IP	H	R	ER	BB	SO	2B	3B	HR	WP	BK	HBP	IBB	Score	W-L	Sv	ERA	NP
Feb 18	vs Oregon State		0.2	1	1	1	3	0	0	0	0	1	0	0	1	0-5	0-0	0	13.50	35
Mar 20	OKLAHOMA	*	1.0	3	3	3	1	3	0	0	0	0	0	1	0	6-8	0-1	0	21.60	38
Mar 23	SAN DIEGO STATE		1.0	0	0	0	0	2	0	0	0	0	0	0	0	3-19	0-1	0	13.50	12
Mar 26	at New Mexico State		3.0	1	0	0	0	3	0	0	0	0	0	1	0	5-13	0-1	0	6.35	34
Apr 03	TEXAS TECH	*	2.1	8	8	8	2	1	3	1	0	0	0	0	0	12-9	0-1	0	13.50	53
Apr 06	at San Jose State		0.1	1	0	0	1	0	0	0	0	0	0	0	0	3-8	0-1	0	12.96	16
Apr 13	NEVADA		1.0	0	0	0	0	2	0	0	0	0	0	0	0	0-3	0-1	0	11.57	14
Apr 16	NEW MEXICO STATE	*	2.1	4	3	3	2	4	1	2	0	0	0	0	0	8-11	0-1	0	11.57	67
Apr 23	at Texas Tech	*	0.2	2	2	2	0	0	0	0	0	1	0	2	0	4-6	0-1	0	12.41	23
Apr 30	GRAND CANYON		1.0	1	3	0	0	0	0	1	0	0	0	0	0	9-8	0-1	0	11.48	25
May 11	UNLV-2		2.1	4	0	0	0	3	0	0	0	0	0	1	0	8-18	0-1	0	9.77	41
May 16	at San Diego State		0.2	0	0	0	0	1	0	0	0	0	0	0	0	0-8	0-1	0	9.37	6
Totals		4	16.1	25	20	17	9	19	4	4	0	2	0	5	1	58-116	0-1	0	9.37	-

### Single-Game Highs

#### Innings Pitched

Season  
Career 3.0 at New Mexico St. (3/26/19)

#### Longest Start (IP)

Season  
Career 2.1 - done twice

#### Shortest Start (IP)

Season  
Career 0.2 at Texas Tech (4/23/19)

#### Longest Relief (IP)

Season  
Career 3.0 at New Mexico St. (3/26/19)

#### Hits Allowed

Season  
Career 8 vs. Texas Tech (4/3/19)

#### Runs Allowed

Season  
Career 8 vs. Texas Tech (4/3/19)

#### Earned Runs Allowed

Season  
Career 8 vs. Texas Tech (4/3/19)

#### Walks Allowed

Season  
Career 3 vs. Oregon State (2/18/19)

#### Strikeouts

Season  
Career 4 vs. New Mexico St. (4/16/19)

### MURANO'S CAREER STATS AT UNM

Year	era	w-l	app	qs	cq	sho	sv	ip	h	r	er	bb	so	2b	3b	hr	bf	bavg	wp	hbp	bk	sfa	sha
2019	9.37	0-1	12	4	0	0/0	0	16.1	25	20	17	9	19	4	4	0	89	.352	2	5	0	4	0
TOTAL	9.37	0-1	12	4	0	0/0	0	16.1	25	20	17	9	19	4	4	0	89	.352	2	5	0	4	0



# UNIVERSITY OF NEW MEXICO

## 2020 BASEBALL



### PITCHERS



# #18 MATT FOSTER

LHP | 6-4 | 205 | SO | Plano, Texas (Plano Senior HS)

ERA	W-L-S	APP-GS	IP	R	ER	BB	K	OPP. BA
<b>7.71</b>	<b>0-1-0</b>	<b>9-0</b>	<b>9.1</b>	<b>10</b>	<b>8</b>	<b>10</b>	<b>10</b>	<b>.316</b>

### GAME-BY-GAME STATISTICS

Date	Opponent	GS	IP	H	R	ER	BB	SO	2B	3B	HR	WP	BK	HBP	IBB	Score	W/L	Sv	ERA	NP
Mar 16	at Nevada	1.0	1	2	2	2	1	1	1	0	0	0	0	0	0	9-3	0-0	0	18.00	25
Mar 20	OKLAHOMA	1.0	1	1	1	2	2	1	1	0	0	0	0	0	0	6-8	0-0	0	13.50	28
Mar 23	SAN DIEGO STATE	0.2	1	1	1	1	1	2	0	0	0	1	0	0	0	3-19	0-0	0	13.50	20
Apr 02	TEXAS TECH	3.1	3	0	0	0	1	1	1	0	0	0	0	1	0	6-15	0-0	0	6.00	58
Apr 20	UC RIVERSIDE	0.1	0	0	0	0	0	1	0	0	0	0	0	0	0	10-9	0-0	0	5.68	3
Apr 26	at Fresno State	0.2	1	1	1	2	0	0	0	0	1	0	0	0	0	4-10	0-0	0	6.43	23
May 01	GRAND CANYON	1.1	3	4	2	0	2	1	1	0	0	0	0	1	0	7-9	0-1	0	7.56	29
May 11	UNLV-2	0.2	0	1	1	2	0	0	0	0	0	0	0	0	0	8-18	0-1	0	8.00	19
May 16	at San Diego State	0.1	2	0	0	0	1	0	0	0	0	0	0	0	0	0-8	0-1	0	7.71	10
Totals		0	9.1	12	10	8	10	10	4	0	1	1	0	2	0	53-99	0-1	0	7.71	-

### Single-Game Highs

#### Innings Pitched

Season  
Career 3.1 vs. Texas Tech (4/2/19)

#### Longest Start (IP)

Season  
Career

#### Shortest Start (IP)

Season  
Career

#### Longest Relief (IP)

Season  
Career 3.1 vs. Texas Tech (4/2/19)

#### Hits Allowed

Season  
Career 3 - done twice

#### Runs Allowed

Season  
Career 4 vs. Grand Canyon (5/1/19)

#### Earned Runs Allowed

Season  
Career 2 - done twice

#### Walks Allowed

Season  
Career 2 - done four times

#### Strikeouts

Season  
Career 2 - done three times

### FOSTER'S CAREER STATS AT UNM

Year	avg	gp-gs	ab	r	h	2b	3b	hr	rbi	tb	slg%	bb	hbp	so	gdp	ob%	sf	sh	sb-att	po	a	e	fld%
2019	.000	0-0	0	0	0	0	0	0	0	0	.000	0	0	0	0	.000	0	0	0-0	0	1	0	1.000
TOTAL	.000	0-0	0	0	0	0	0	0	0	0	.000	0	0	0	0	.000	0	0	0-0	0	1	0	1.000



# UNIVERSITY OF NEW MEXICO 2020 BASEBALL



## PITCHERS



### #22 **PAYTON STRAMBLER**

RHP | 6-0 | 225 | JR | Burleson, Texas (McLennan CC)

ERA	W-L-S	APP-GS	IP	R	ER	BB	K	OPP. BA
...	...	...	...	...	...	...	...	...

## GAME-BY-GAME STATISTICS

### Single-Game Highs

#### Innings Pitched

Season  
Career

#### Longest Start (IP)

Season  
Career

#### Shortest Start (IP)

Season  
Career

#### Longest Relief (IP)

Season  
Career

#### Hits Allowed

Season  
Career

#### Runs Allowed

Season  
Career

#### Earned Runs Allowed

Season  
Career

#### Walks Allowed

Season  
Career

#### Strikeouts

Season  
Career

## STRAMBLER'S CAREER STATS AT UNM





# UNIVERSITY OF NEW MEXICO 2020 BASEBALL



## PITCHERS



### #28 **WILL ARMBRUESTER**

RHP | 6-6 | 225 | FR | Sammamish, Wash. (Eastside Catholic HS)

ERA	W-L-S	APP-GS	IP	R	ER	BB	K	OPP. BA
...	...	...	...	...	...	...	...	...

## GAME-BY-GAME STATISTICS

### Single-Game Highs

#### Innings Pitched

Season  
Career

#### Longest Start (IP)

Season  
Career

#### Shortest Start (IP)

Season  
Career

#### Longest Relief (IP)

Season  
Career

#### Hits Allowed

Season  
Career

#### Runs Allowed

Season  
Career

#### Earned Runs Allowed

Season  
Career

#### Walks Allowed

Season  
Career

#### Strikeouts

Season  
Career

## ARMBRUESTER'S CAREER STATS AT UNM



# UNIVERSITY OF NEW MEXICO

## 2020 BASEBALL



### PITCHERS



## #30 JACK WHITE

RHP | 6-4 | 200 | RsSO | Albuquerque, N.M. (Cibola HS)

ERA	W-L-S	APP-GS	IP	R	ER	BB	K	OPP. BA
10.80	1-0-0	10-0	6.2	9	8	5	2	.360

### GAME-BY-GAME STATISTICS

Date	Opponent	GS	IP	H	R	ER	BB	SO	2B	3B	HR	WP	BK	HBP	IBB	Score	W/L	Sv	ERA	NP
Feb 18	vs Oregon State	1.1	0	0	0	0	0	0	0	0	0	0	0	0	0	0-5	0-0	0	0.00	15
Feb 27	at Arizona	1.0	0	0	0	0	0	1	0	0	0	0	0	0	0	5-4	1-0	0	0.00	8
Mar 03	SAN JOSE STATE	0.0	1	2	1	0	0	0	0	0	0	0	0	0	0	18-22	1-0	0	3.86	6
Mar 10	CAL STATE FULLERT	0.0	1	1	1	0	0	0	0	0	0	0	0	0	0	7-13	1-0	0	7.71	6
Mar 20	OKLAHOMA	1.0	2	2	2	1	0	1	0	0	0	1	0	0	0	6-8	1-0	0	10.80	14
Apr 03	TEXAS TECH	1.0	0	0	0	1	0	0	0	0	0	0	0	0	0	12-9	1-0	0	8.31	19
Apr 18	UC RIVERSIDE	0.0	1	1	1	1	0	0	0	0	1	0	0	0	0	10-18	1-0	0	10.38	7
Apr 26	at Fresno State	0.2	1	0	0	0	1	1	0	0	0	0	0	0	0	4-10	1-0	0	9.00	14
May 01	GRAND CANYON	0.2	0	0	0	0	0	0	0	0	0	0	0	0	0	7-9	1-0	0	7.94	2
May 11	UNLV-2	1.0	3	3	3	2	0	0	0	0	0	0	0	0	0	8-18	1-0	0	10.80	27
Totals		0	6.2	9	9	8	5	2	2	0	1	1	0	0	0	77-116	1-0	0	10.80	-

### Single-Game Highs

#### Innings Pitched

Season  
Career 1.1 vs. Oregon St. (2/18/19)

#### Longest Start (IP)

Season  
Career

#### Shortest Start (IP)

Season  
Career

#### Longest Relief (IP)

Season  
Career 1.1 vs. Oregon St. (2/18/19)

#### Hits Allowed

Season  
Career 3 vs. UNLV (5/11/19)

#### Runs Allowed

Season  
Career 3 vs. UNLV (5/11/19)

#### Earned Runs Allowed

Season  
Career 3 vs. UNLV (5/11/19)

#### Walks Allowed

Season  
Career 2 vs. UNLV (5/11/19)

#### Strikeouts

Season  
Career 1 - done twice

### WHITE'S CAREER STATS AT UNM

Year	era	w-l	app	gs	cq	sho	sv	ip	h	r	er	bb	so	2b	3b	hr	bf	bavg	wp	hbp	bk	sfa	sha
2019	10.80	1-0	10	0	0	0/0	0	6.2	9	9	8	5	2	2	0	1	33	.360	1	0	0	2	1
TOTAL	10.80	1-0	10	0	0	0/0	0	6.2	9	9	8	5	2	2	0	1	33	.360	1	0	0	2	1



# UNIVERSITY OF NEW MEXICO 2020 BASEBALL



## PITCHERS



### #35 ARTHUR STEINKAMP

LHP | 6-0 | 175 | FR | Los Alamos, N.M. (Los Alamos HS)

ERA	W-L-S	APP-GS	IP	R	ER	BB	K	OPP. BA
...	...	...	...	...	...	...	...	...

## GAME-BY-GAME STATISTICS

### Single-Game Highs

#### Innings Pitched

Season  
Career

#### Longest Start (IP)

Season  
Career

#### Shortest Start (IP)

Season  
Career

#### Longest Relief (IP)

Season  
Career

#### Hits Allowed

Season  
Career

#### Runs Allowed

Season  
Career

#### Earned Runs Allowed

Season  
Career

#### Walks Allowed

Season  
Career

#### Strikeouts

Season  
Career

## STEINKAMP'S CAREER STATS AT UNM



# UNIVERSITY OF NEW MEXICO

## 2020 BASEBALL



### PITCHERS



## #37 COLLIN STORMS

RHP | 6-3 | 210 | JR | Lewisville, Texas (Navarro JC)

ERA	W-L-S	APP-GS	IP	R	ER	BB	K	OPP. BA
...	...	...	...	...	...	...	...	...

### GAME-BY-GAME STATISTICS

#### Single-Game Highs

##### Innings Pitched

Season  
Career

##### Longest Start (IP)

Season  
Career

##### Shortest Start (IP)

Season  
Career

##### Longest Relief (IP)

Season  
Career

##### Hits Allowed

Season  
Career

##### Runs Allowed

Season  
Career

##### Earned Runs Allowed

Season  
Career

##### Walks Allowed

Season  
Career

##### Strikeouts

Season  
Career

### STORMS' CAREER STATS AT UNM



# UNIVERSITY OF NEW MEXICO 2020 BASEBALL



## PITCHERS



### #43 MATT HALEY

LHP | 6-2 | 175 | FR | Crowley, Texas (Joshua HS)

ERA	W-L-S	APP-GS	IP	R	ER	BB	K	OPP. BA
...	...	...	...	...	...	...	...	...

## GAME-BY-GAME STATISTICS

### Single-Game Highs

#### Innings Pitched

Season  
Career

#### Longest Start (IP)

Season  
Career

#### Shortest Start (IP)

Season  
Career

#### Longest Relief (IP)

Season  
Career

#### Hits Allowed

Season  
Career

#### Runs Allowed

Season  
Career

#### Earned Runs Allowed

Season  
Career

#### Walks Allowed

Season  
Career

#### Strikeouts

Season  
Career

## HALEY'S CAREER STATS AT UNM



# UNIVERSITY OF NEW MEXICO

## 2020 BASEBALL



### PITCHERS



## #44 NATHANIEL GARLEY

RHP | 6-3 | 230 | SR | Albuquerque, N.M. (El Dorado HS)

ERA	W-L-S	APP-GS	IP	R	ER	BB	K	OPP. BA
<b>4.92</b>	<b>6-4-0</b>	<b>13-13</b>	<b>75.0</b>	<b>45</b>	<b>41</b>	<b>24</b>	<b>47</b>	<b>.313</b>

### GAME-BY-GAME STATISTICS

Date	Opponent	GS	IP	H	R	ER	BB	SO	2B	3B	HR	WP	BK	HBP	IBB	Score	W-L	Sv	ERA	NP
Feb 16	vs Minnesota	*	7.0	3	1	1	3	6	0	0	0	0	0	0	0	11-1	1-0	0	1.29	99
Feb 23	NIAGARA-2	*	7.0	7	0	0	1	9	0	1	0	0	0	0	0	5-3	2-0	0	0.64	103
Mar 02	SAN JOSE STATE	*	6.0	12	5	4	2	0	1	0	0	1	0	0	0	7-6	2-0	0	2.25	97
Mar 09	CAL STATE FULLERT	*	5.0	8	3	3	2	3	1	2	0	0	0	0	0	18-11	3-0	0	2.88	101
Mar 16	at Nevada	*	7.0	5	1	1	0	4	2	0	0	1	1	1	0	9-3	4-0	0	2.53	94
Mar 23	SAN DIEGO STATE	*	3.2	9	7	5	0	1	3	0	1	1	0	0	0	3-19	4-1	0	3.53	54
03-30-19	at UNLV	*	7.0	8	3	3	1	4	1	0	1	0	0	1	0	0-8	4-2	0	3.59	87
Apr 06	at San Jose State	*	3.0	7	5	5	2	0	2	0	0	0	0	0	0	3-8	4-3	0	4.34	72
Apr 14	NEVADA	*	4.2	9	7	7	1	6	4	0	1	0	1	1	0	8-14	4-4	0	5.19	85
Apr 20	UC RIVERSIDE	*	5.0	12	5	4	2	4	3	0	0	1	0	1	0	10-9	4-4	0	5.37	92
Apr 28	at Fresno State	*	5.0	6	5	5	4	3	0	2	0	3	0	1	0	6-6	4-4	0	5.67	88
May 12	UNLV	*	6.2	4	2	2	4	4	1	0	0	1	0	0	0	3-2	5-4	0	5.37	105
May 18	at San Diego State	*	8.0	6	1	1	2	3	1	0	0	0	0	0	1	7-4	6-4	0	4.92	101
Totals		13	75.0	96	45	41	24	47	19	5	3	8	2	5	1	90-94	6-4	0	4.92	-

### Single-Game Highs

#### Innings Pitched

Season  
Career 7.0 - done four times

#### Longest Start (IP)

Season  
Career 7.0 - done four times

#### Shortest Start (IP)

Season  
Career 1.2 - done twice

#### Longest Relief (IP)

Season  
Career 6.1 at San Diego St. (3/30/18)

#### Hits Allowed

Season  
Career 12 - done twice

#### Runs Allowed

Season  
Career 9 at Air Force (5/13/18)

#### Earned Runs Allowed

Season  
Career 9 at Air Force (5/13/18)

#### Walks Allowed

Season  
Career 4 - done twice

#### Strikeouts

Season  
Career 9 - done twice

### GARLEY'S CAREER STATS AT UNM

Year	era	w-l	app	gs	cq	sho	sv	ip	h	r	er	bb	so	2b	3b	hr	bf	bavg	wp	hbp	bk	sfa	sha
2017	11.66	0-0	10	1	0	0/0	1	14.2	21	20	19	9	10	4	2	3	75	.328	5	1	0	1	0
2018	5.10	3-4	18	6	0	0/0	1	60.0	74	41	34	19	47	19	3	7	273	.302	9	2	1	1	6
2019	4.92	6-4	13	13	0	0/0	0	75.0	96	45	41	24	47	19	5	3	344	.313	8	5	2	2	5
TOTAL	5.65	9-8	41	20	0	0/0	2	149.2	191	106	94	52	104	42	10	13	692	.310	22	8	3	4	11



# UNIVERSITY OF NEW MEXICO 2020 BASEBALL



## GAME-BY-GAME LINE SCORES

**GAME #1**

**GAME #10**

**GAME #19**

**GAME #2**

**GAME #11**

**GAME #20**

**GAME #3**

**GAME #12**

**GAME #21**

**GAME #4**

**GAME #13**

**GAME #22**

**GAME #5**

**GAME #14**

**GAME #23**

**GAME #6**

**GAME #15**

**GAME #24**

**GAME #7**

**GAME #16**

**GAME #25**

**GAME #8**

**GAME #17**

**GAME #26**

**GAME #9**

**GAME #18**

**GAME #27**





# UNIVERSITY OF NEW MEXICO 2020 BASEBALL



## GAME-BY-GAME LINE SCORES

**GAME #28**

**GAME #37**

**GAME #46**

**GAME #29**

**GAME #38**

**GAME #47**

**GAME #30**

**GAME #39**

**GAME #48**

**GAME #31**

**GAME #40**

**GAME #49**

**GAME #32**

**GAME #41**

**GAME #50**

**GAME #33**

**GAME #42**

**GAME #51**

**GAME #34**

**GAME #43**

**GAME #52**

**GAME #35**

**GAME #44**

**GAME #53**

**GAME #36**

**GAME #45**

**GAME #54**



# UNIVERSITY OF NEW MEXICO 2020 BASEBALL



## GAME-BY-GAME LINE SCORES

GAME #55

GAME #56



# UNIVERSITY OF NEW MEXICO

## 2020 BASEBALL



### 2019 New Mexico Lobo Baseball Statistics Summary for New Mexico (2019 FINAL STATS) (All games)



Record: 23-28-1 Home: 14-16 Away: 7-10-1 Neutral: 2-2 MW: 11-16-1

Date	Opponent	Score	Player	avg	slug	ob%	g	ab	r	h	2b	3b	hr	rbi	bb	so	sb	cs	e		
2/15	vs #8 Oregon State	L 5-6	MANG, Jared	.365	.587	.441	52	208	57	76	23	4	5	51	27	29	15	3	0		
2/16	vs #24 Minnesota	W 11-1	MANG, Connor	.359	.530	.439	51	198	36	71	16	3	4	47	26	43	11	3	8		
2/17	vs Gonzaga	W 6-4	SCHILLING, Hayden	.317	.442	.404	50	199	43	63	14	4	1	30	24	29	15	5	7		
2/18	vs #7 Oregon State	L 0-5	WATARI, Justin	.313	.406	.434	42	160	45	50	11	2	0	14	36	17	5	1	11		
2/23	NIAGARA	L 3-5	DEIMLING, Jeff	.309	.463	.387	48	149	18	46	8	0	5	38	16	36	2	3	0		
2/23	NIAGARA	W 5-3	KELLY, Tyler	.282	.374	.375	45	174	31	49	6	2	2	21	21	19	10	2	6		
2/24	NIAGARA	W 13-3	BAKER, Tanner	.257	.318	.309	50	179	22	46	9	1	0	21	12	25	3	0	1		
2/24	NIAGARA	W 7-4	O'FARRELL, Reese	.229	.267	.333	46	131	15	30	3	1	0	15	19	19	2	0	8		
2/27	at Arizona	W 5-4	MARSHALL JR, Dere	.216	.340	.290	38	97	10	21	3	0	3	13	8	31	0	0	5		
*3/1	SAN JOSE STATE	W 14-2	MERRITT, Brayden	.206	.235	.281	41	102	11	21	3	0	0	6	9	21	4	2	1		
*3/2	SAN JOSE STATE	W 7-6	-----																		
*3/3	SAN JOSE STATE	L 18-22	ATKINS, Nick	.333	.333	.455	7	9	2	3	0	0	0	0	0	2	1	0	2		
3/8	CAL STATE FULLERTON	W 6-4	REYES, Ediberto	.325	.494	.404	33	77	12	25	7	0	2	15	8	17	2	1	1		
3/9	CAL STATE FULLERTON	W 18-11	DOAK, Zack	.212	.364	.316	21	33	4	7	2	0	1	10	3	10	2	0	0		
3/10	CAL STATE FULLERTON	L 7-13	ADKINS, Adam	.200	.292	.293	31	65	12	13	4	1	0	6	9	31	0	0	1		
*3/15	at Nevada	L 3-5	PIETILA-WIGGS, Mic	.182	.273	.250	13	11	4	2	1	0	0	1	1	2	1	0	0		
*3/16	at Nevada	W 9-3	Totals	.292	.412	.378	52	1792	322	523	110	18	23	288	219	331	73	20	64		
*3/17	at Nevada	L 4-6	Opponents	.303	.435	.393	52	1829	369	555	111	15	33	333	235	421	50	13	66		
3/19	#25 OKLAHOMA	L 1-8	LOB - Team (416), Opp (438). DPs turned - Team (52), Opp (56). CI - Team (1),																		
3/20	#25 OKLAHOMA	L 6-8	O'FARRELL, R 1. IBB - Team (6), MANG, J. 4, MANG, C. 2, Opp (9). Picked off -																		
*3/22	SAN DIEGO STATE	L 2-4	KELLY, T. 3, MANG, J. 2, SCHILLING, H 2, MANG, C. 1, BAKER, T. 1.																		
*3/23	SAN DIEGO STATE	L 3-19	Player	era	w-l	app	gs	cg	sh	sv	ip	h	r	er	bb	so	avg	hr			
*3/24	SAN DIEGO STATE	W 13-4	SLATEN, Justin	2.51	5-5	13	13	0	0	0	82.1	65	31	23	36	98	.215	3			
3/26	at New Mexico State	L 5-13	GARLEY, Nathaniel	4.92	6-4	13	13	0	0	0	75.0	96	45	41	24	47	.313	3			
*3/29	at UNLV	W 3-2	GILLESPIE, Drew	8.29	2-7	15	13	0	0	0	63.0	96	66	58	18	51	.360	7			
*3/30	at UNLV	L 0-8	-----																		
*3/31	at UNLV	W 7-4	CONLEY, Kyle	0.00	0-0	1	0	0	0	0	0.1	1	0	0	0	1	.500	0			
4/2	#11 TEXAS TECH	L 6-15	EMOND, Malachi	3.49	3-1	26	0	0	0	10	38.2	41	16	15	9	48	.268	1			
4/3	#11 TEXAS TECH	W 12-9	MARRUFO, Drew	5.06	0-0	15	0	0	0	0	16.0	15	9	9	11	17	.246	1			
*4/5	at San Jose State	L 2-4	SCHILLING, Hayden	5.19	0-1	9	0	0	0	3	8.2	8	7	5	6	12	.229	1			
*4/6	at San Jose State	L 3-8	LIVELY, Tristin	7.32	1-1	11	4	0	0	0	19.2	19	18	16	24	17	.253	1			
*4/7	at San Jose State	L 1-5	FOSTER, Matt	7.71	0-1	9	0	0	0	0	9.1	12	10	8	10	10	.316	1			
*4/12	NEVADA	W 6-4	COFFEY, Brian	7.82	2-3	20	3	0	0	0	38.0	52	34	33	17	26	.331	3			
*4/13	NEVADA	L 0-3	SMITH, Chad	8.00	0-1	17	1	0	0	0	18.0	19	16	16	26	22	.275	3			
*4/14	NEVADA	L 8-14	GARZA, Nico	8.00	1-1	15	0	0	0	0	18.0	27	26	16	10	12	.355	2			
4/16	NEW MEXICO STATE	L 8-11	WALDEN, Blake	8.46	1-0	24	0	0	0	0	27.2	43	33	26	13	20	.374	3			
4/18	UC RIVERSIDE	L 10-18	MURANO, Jack	9.37	0-1	12	4	0	0	0	16.1	25	20	17	9	19	.352	0			
4/19	UC RIVERSIDE	W 11-10	WHITE, Jack	10.80	1-0	10	0	0	0	0	6.2	9	9	8	5	2	.360	1			
4/20	UC RIVERSIDE	W 10-9	WALLER, Kenneth	11.15	1-2	11	1	0	0	0	15.1	22	23	19	13	17	.333	3			
4/23	at #15 Texas Tech	L 4-6	RILEY, Trevor	27.00	0-0	3	0	0	0	0	2.0	5	6	6	4	2	.500	0			
*4/26	at Fresno State	L 4-10	Totals	6.21	23-28	52	52	0	1	13	455.0	555	369	314	235	421	.303	33			
*4/27	at Fresno State	W 8-2	Opponents	5.30	28-23	52	52	3	4	11	453.1	523	322	267	219	331	.292	23			
*4/28	at Fresno State	T 6-6	PB - Team (14), O'FARRELL, R 11, REYES, E. 3, Opp (15). Pickoffs - Team (7),																		
4/30	GRAND CANYON	W 9-8	WALDEN, B. 2, FOSTER, M. 1, COFFEY, B. 1, GARZA, N. 1, GARLEY, N. 1, GILLESPIE, D																		
5/1	GRAND CANYON	L 7-9	1, Opp (9). SBA/ATT - O'FARRELL, R (30-38), REYES, E. (18-20), GILLESPIE, D																		
*5/3	AIR FORCE	L 4-5	(8-12), SLATEN, J. (8-11), COFFEY, B. (9-11), GARLEY, N. (4-5), LIVELY, T. (4-4),																		
*5/11	UNLV	L 2-4	EMOND, M. (3-4), WALDEN, B. (3-4), FOSTER, M. (1-2), WALLER, K. (2-2), SCHILLING,																		
*5/11	UNLV	L 8-18	H (2-2), GARZA, N. (2-2), MURANO, J. (2-2), SMITH, C. (1-1), MARRUFO, D. (1-1).																		
*5/12	UNLV	W 3-2	Score by innings	1	2	3	4	5	6	7	8	9	EX	Total							
*5/16	at San Diego State	L 0-8	New Mexico	41	31	42	43	48	23	40	30	24	0	322							
*5/17	at San Diego State	W 2-0	Opponents	45	24	41	56	40	56	33	46	25	3	369							
*5/18	at San Diego State	W 7-4	Win-loss breakouts: Day 15-18-1; Night 8-10; vs Left 4-5-1; vs Right 19-23;																		

1-run games 7-2; 2-run games 5-9; 5-run games 7-13; Extra inns 0-1; Shutouts 1-4.  
Current streak: Won 2; Longest winning streak: 6; Longest losing streak: 5.  
Attendance: Home 15514 (avg 554); Away 20219 (avg 919); Total 35733 (avg 714).



# UNIVERSITY OF NEW MEXICO

## 2020 BASEBALL



### 2019 New Mexico Lobo Baseball Games Summary for New Mexico (2019 FINAL STATS) (All games)



Score by innings	1	2	3	4	5	6	7	8	9	EX	Total
New Mexico	41	31	42	43	48	23	40	30	24	0	322
Opponents	45	24	41	56	40	56	33	46	25	3	369

#### Record when ...

Overall	23-28-1	After 6 leading	20-3
Conference	11-16-1	..... trailing	2-23-1
Non-Conference	12-12	..... tied	1-2
Home games	14-16	After 7 leading	20-2
Away games	7-10-1	..... trailing	1-25-1
Neutral site	2-2	..... tied	1-1
Day games	15-18-1	After 8 leading	20-2
Night games	8-10	..... trailing	2-26
vs Left starter	4-5-1	..... tied	0-0-1
vs Right starter	19-23	Hit 0 home runs	16-21-1
1-Run games	7-2	... 1 home run	4-5
2-Run games	5-9	... 2+ home runs	3-2
5+Run games	7-13	Opponent 0 home runs	21-11-1
Extra innings	0-1	..... 1 home run	0-9
Shutouts	1-4	..... 2+ HRs	2-8
Scoring 0-2 runs	1-9	Made 0 errors	9-7
..... 3-5 runs	4-10	... 1 error	7-11-1
..... 6-9 runs	10-7-1	... 2+ errors	7-10
..... 10+ runs	8-2	Opp. made 0 errors	3-12
Opponent 0-2 runs	6-0	..... 1 error	11-9
..... 3-5 runs	11-9	..... 2+ errors	9-7-1
..... 6-9 runs	4-9-1	Out-hit opponent	16-8-1
..... 10+ runs	2-10	Out-hit by opponent	5-19
Scored in 1st inning	12-10-1	Hits are tied	2-1
Opp. scored in 1st	8-17		
Scores first	14-9-1		
Opp. scores first	9-19		

#### Record when team scores:

Runs	0	1	2	3	4	5	6	7	8	9	10+
W-L	0-4	0-2	1-3	2-4	0-4	2-2	3-2	4-2	1-3	2-0	8-2

#### Record when opponent scores:

Runs	0	1	2	3	4	5	6	7	8	9	10+
W-L	1-0	1-0	4-0	3-1	8-3	0-5	1-3	0-0	1-5	2-1	2-10

#### Record when leading after:

Inn.	1	2	3	4	5	6	7	8
W-L	10-8	11-10	15-8	17-5	19-4	20-3	20-2	20-2

#### Record when trailing after:

Inn.	1	2	3	4	5	6	7	8
W-L	5-14	3-14	4-19	4-19	1-23	2-23	1-25	2-26

#### Record when tied after:

Inn.	1	2	3	4	5	6	7	8
W-L	8-6	9-4	4-1	2-4	3-1	1-2	1-1	0-0

Current winning streak: 2  
 Longest winning streak: 6  
 Longest losing streak: 5

Home attendance : 15514 ( 28 dates avg = 554 )  
 Away attendance : 20219 ( 22 dates avg = 919 )  
 Total attendance: 35733 ( 50 dates avg = 714 )



# UNIVERSITY OF NEW MEXICO

## 2020 BASEBALL



### 2019 New Mexico Lobo Baseball Batting Leaders for New Mexico (2019 FINAL STATS) (All games)

Hitting minimums - 1 Games 4 AB 1 TPA 2.0 TPA/Game  
Pitching minimums - 1 Games 3 IP 1.0 IP/Game

Batting avg		Slugging pct		On base pct	
1. 15 MANG, Jared	.365	1. 15 MANG, Jared	.587	1. 15 MANG, Jared	.441
2. 13 MANG, Connor	.359	2. 13 MANG, Connor	.530	2. 13 MANG, Connor	.439
3. 3 SCHILLING, Hayden	.317	3. 7 DEIMLING, Jeff	.463	3. 5 WATARI, Justin	.434
4. 5 WATARI, Justin	.313	4. 3 SCHILLING, Hayden	.442	4. 3 SCHILLING, Hayden	.404
5. 7 DEIMLING, Jeff	.309	5. 5 WATARI, Justin	.406	5. 7 DEIMLING, Jeff	.387
Runs scored		Hits		Runs batted in	
1. 15 MANG, Jared	57	1. 15 MANG, Jared	76	1. 15 MANG, Jared	51
2. 5 WATARI, Justin	45	2. 13 MANG, Connor	71	2. 13 MANG, Connor	47
3. 3 SCHILLING, Hayden	43	3. 3 SCHILLING, Hayden	63	3. 7 DEIMLING, Jeff	38
4. 13 MANG, Connor	36	4. 5 WATARI, Justin	50	4. 3 SCHILLING, Hayden	30
5. 27 KELLY, Tyler	31	5. 27 KELLY, Tyler	49	5. 2 tied at.....	21
Doubles		Triples		Home runs	
1. 15 MANG, Jared	23	1. 3 SCHILLING, Hayden	4	1. 7 DEIMLING, Jeff	5
2. 13 MANG, Connor	16	15 MANG, Jared	4	15 MANG, Jared	5
3. 3 SCHILLING, Hayden	14	3. 13 MANG, Connor	3	3. 13 MANG, Connor	4
4. 5 WATARI, Justin	11	4. 5 WATARI, Justin	2	4. 14 MARSHALL JR, Derek	3
5. 16 BAKER, Tanner	9	27 KELLY, Tyler	2	5. 2 tied at.....	2
Total bases		Walks		Hit by pitch	
1. 15 MANG, Jared	122	1. 5 WATARI, Justin	36	1. 3 SCHILLING, Hayden	6
2. 13 MANG, Connor	105	2. 15 MANG, Jared	27	2. 15 MANG, Jared	5
3. 3 SCHILLING, Hayden	88	3. 13 MANG, Connor	26	7 DEIMLING, Jeff	5
4. 7 DEIMLING, Jeff	69	4. 3 SCHILLING, Hayden	24	27 KELLY, Tyler	5
5. 2 tied at.....	65	5. 27 KELLY, Tyler	21	5. 13 MANG, Connor	4
Sac bunts		Sac flies		Stolen bases	
1. 5 WATARI, Justin	6	1. 15 MANG, Jared	5	1. 15 MANG, Jared	15
2. 16 BAKER, Tanner	4	2. 7 DEIMLING, Jeff	3	3 SCHILLING, Hayden	15
4 O'FARRELL, Reese	4	3. 5 WATARI, Justin	2	3. 13 MANG, Connor	11
6 MERRITT, Brayden	3	13 MANG, Connor	2	4. 27 KELLY, Tyler	10
3 SCHILLING, Hayden	3	5. 6 tied at.....	1	5. 5 WATARI, Justin	5
Caught stealing		Steal attempts		Stolen base pct	
1. 3 SCHILLING, Hayden	5	1. 3 SCHILLING, Hayden	20	1. 16 BAKER, Tanner	1.000
2. 15 MANG, Jared	3	2. 15 MANG, Jared	18	4 O'FARRELL, Reese	1.000
7 DEIMLING, Jeff	3	3. 13 MANG, Connor	14	3. 15 MANG, Jared	.833
13 MANG, Connor	3	4. 27 KELLY, Tyler	12	27 KELLY, Tyler	.833
5. 2 tied at.....	2	5. 2 tied at.....	6	5 WATARI, Justin	.833
Strikeouts		Grounded into DP		Total plate appearances	
1. 13 MANG, Connor	43	1. 16 BAKER, Tanner	9	1. 15 MANG, Jared	245
2. 7 DEIMLING, Jeff	36	2. 27 KELLY, Tyler	7	2. 3 SCHILLING, Hayden	233
3. 24 ADKINS, Adam	31	3. 13 MANG, Connor	6	3. 13 MANG, Connor	232
14 MARSHALL JR, Derek	31	3 SCHILLING, Hayden	6	4. 5 WATARI, Justin	204
5. 2 tied at.....	29	5. 2 tied at.....	3	5. 27 KELLY, Tyler	202
At bats		Games played		Game starts	
1. 15 MANG, Jared	208	1. 15 MANG, Jared	52	1. 15 MANG, Jared	52
2. 3 SCHILLING, Hayden	199	2. 13 MANG, Connor	51	2. 13 MANG, Connor	51
3. 13 MANG, Connor	198	3. 16 BAKER, Tanner	50	3. 3 SCHILLING, Hayden	50
4. 16 BAKER, Tanner	179	3 SCHILLING, Hayden	50	4. 16 BAKER, Tanner	47
5. 27 KELLY, Tyler	174	5. 7 DEIMLING, Jeff	48	5. 2 tied at.....	43
Games as sub					
1. 9 REYES, Ediberto	16				
14 MARSHALL JR, Derek	16				
3. 24 ADKINS, Adam	14				
4. 31 DOAK, Zack	12				
6 MERRITT, Brayden	12				



# UNIVERSITY OF NEW MEXICO

## 2020 BASEBALL



### 2019 New Mexico Lobo Baseball Pitching Leaders for New Mexico (2019 FINAL STATS) (All games)



Hitting minimums - 1 Games 4 AB 1 TPA 2.0 TPA/Game  
Pitching minimums - 1 Games 3 IP 1.0 IP/Game

<b>Earned run avg</b>		<b>Opposing bat avg</b>		<b>Won-loss pct</b>	
1. 22 SLATEN, Justin	2.51	1. 22 SLATEN, Justin	.215	1. 44 GARLEY, Nathaniel	.600
2. 44 GARLEY, Nathaniel	4.92	2. 44 GARLEY, Nathaniel	.313	2. 22 SLATEN, Justin	.500
3. 19 GILLESPIE, Drew	8.29	3. 19 GILLESPIE, Drew	.360	3. 19 GILLESPIE, Drew	.222
<b>Wins</b>		<b>Losses</b>		<b>Saves</b>	
1. 44 GARLEY, Nathaniel	6	1. 19 GILLESPIE, Drew	7	1. 32 EMOND, Malachi	10
2. 22 SLATEN, Justin	5	2. 22 SLATEN, Justin	5	2. 3 SCHILLING, Hayden	3
3. 32 EMOND, Malachi	3	3. 44 GARLEY, Nathaniel	4		
4. 40 COFFEY, Brian	2	4. 40 COFFEY, Brian	3		
19 GILLESPIE, Drew	2	5. 21 WALLER, Kenneth	2		
<b>Innings pitched</b>		<b>Batters struck out</b>		<b>Appearances</b>	
1. 22 SLATEN, Justin	82.1	1. 22 SLATEN, Justin	98	1. 32 EMOND, Malachi	26
2. 44 GARLEY, Nathaniel	75.0	2. 19 GILLESPIE, Drew	51	2. 20 WALDEN, Blake	24
3. 19 GILLESPIE, Drew	63.0	3. 32 EMOND, Malachi	48	3. 40 COFFEY, Brian	20
		4. 44 GARLEY, Nathaniel	47	4. 29 SMITH, Chad	17
		5. 40 COFFEY, Brian	26	5. 3 tied at.....	15
<b>Games started</b>		<b>Games finished</b>		<b>Games in relief</b>	
1. 19 GILLESPIE, Drew	13	1. 32 EMOND, Malachi	19	1. 32 EMOND, Malachi	26
22 SLATEN, Justin	13	2. 3 SCHILLING, Hayden	8	2. 20 WALDEN, Blake	24
44 GARLEY, Nathaniel	13	3. 25 MARRUFO, Drew	5	3. 40 COFFEY, Brian	17
4. 17 MURANO, Jack	4	4. 17 MURANO, Jack	3	4. 29 SMITH, Chad	16
2 LIVELY, Tristin	4	2 LIVELY, Tristin	3	5. 2 tied at.....	15
<b>Wild pitches</b>		<b>Balks</b>		<b>Hit batters</b>	
1. 22 SLATEN, Justin	18	1. 44 GARLEY, Nathaniel	2	1. 22 SLATEN, Justin	10
2. 44 GARLEY, Nathaniel	8	2. 19 GILLESPIE, Drew	1	2. 19 GILLESPIE, Drew	6
40 COFFEY, Brian	8	40 COFFEY, Brian	1	20 WALDEN, Blake	6
4. 19 GILLESPIE, Drew	5	20 WALDEN, Blake	1	4. 17 MURANO, Jack	5
5. 3 tied at.....	4			44 GARLEY, Nathaniel	5
<b>Intentional BB allowed</b>		<b>Runners picked off</b>		<b>Batters SO out looking</b>	
1. 40 COFFEY, Brian	2	1. 20 WALDEN, Blake	2	1. 22 SLATEN, Justin	26
3 SCHILLING, Hayden	2	2. 5 tied at.....	1	2. 19 GILLESPIE, Drew	14
22 SLATEN, Justin	2			32 EMOND, Malachi	14
4. 3 tied at.....	1			4. 44 GARLEY, Nathaniel	10
				5. 29 SMITH, Chad	7
<b>Sac bunts allowed</b>		<b>Sac flies allowed</b>		<b>Hits allowed</b>	
1. 19 GILLESPIE, Drew	6	1. 23 GARZA, Nico	5	1. 22 SLATEN, Justin	65
22 SLATEN, Justin	6	2. 17 MURANO, Jack	4	2. 44 GARLEY, Nathaniel	96
3. 44 GARLEY, Nathaniel	5	3. 20 WALDEN, Blake	3	19 GILLESPIE, Drew	96
20 WALDEN, Blake	5	4. 4 tied at.....	2		
5. 23 GARZA, Nico	3				
<b>Runs allowed</b>		<b>Earned runs allowed</b>		<b>Walks allowed</b>	
1. 22 SLATEN, Justin	31	1. 22 SLATEN, Justin	23	1. 19 GILLESPIE, Drew	18
2. 44 GARLEY, Nathaniel	45	2. 44 GARLEY, Nathaniel	41	2. 44 GARLEY, Nathaniel	24
3. 19 GILLESPIE, Drew	66	3. 19 GILLESPIE, Drew	58	3. 22 SLATEN, Justin	36
<b>Doubles allowed</b>		<b>Triples allowed</b>		<b>Home runs allowed</b>	
1. 22 SLATEN, Justin	10	1. 22 SLATEN, Justin	1	1. 22 SLATEN, Justin	3
2. 44 GARLEY, Nathaniel	19	2. 19 GILLESPIE, Drew	2	44 GARLEY, Nathaniel	3
3. 19 GILLESPIE, Drew	23	3. 44 GARLEY, Nathaniel	5	3. 19 GILLESPIE, Drew	7



# UNIVERSITY OF NEW MEXICO

## 2020 BASEBALL



### 2019 New Mexico Lobo Baseball Fielding Leaders for New Mexico (2019 FINAL STATS) (All games)



Hitting minimums - 1 Games  
Pitching minimums - 1 Games 3 IP 1.0 IP/Game

Fielding pct	
1. 15 MANG, Jared	1.000
31 DOAK, Zack	1.000
7 DEIMLING, Jeff	1.000
35 PIETILA-WIGGS, Micah	1.000
5. 9 REYES, Ediberto	.992

Chances	
1. 4 O'FARRELL, Reese	353
2. 13 MANG, Connor	292
3. 3 SCHILLING, Hayden	219
4. 14 MARSHALL JR, Derek	218
5. 5 WATARI, Justin	159

Putouts	
1. 4 O'FARRELL, Reese	313
2. 13 MANG, Connor	230
3. 14 MARSHALL JR, Derek	198
4. 9 REYES, Ediberto	111
5. 15 MANG, Jared	110

Assists	
1. 3 SCHILLING, Hayden	150
2. 5 WATARI, Justin	87
3. 27 KELLY, Tyler	72
4. 13 MANG, Connor	54
5. 4 O'FARRELL, Reese	32

Errors	
1. 5 WATARI, Justin	11
2. 13 MANG, Connor	8
4 O'FARRELL, Reese	8
4. 3 SCHILLING, Hayden	7
5. 27 KELLY, Tyler	6

Fielding double plays	
1. 3 SCHILLING, Hayden	33
2. 14 MARSHALL JR, Derek	25
13 MANG, Connor	25
4. 5 WATARI, Justin	23
5. 27 KELLY, Tyler	18

Stolen bases against	
1. 4 O'FARRELL, Reese	30
2. 9 REYES, Ediberto	18
3. 40 COFFEY, Brian	9
4. 19 GILLESPIE, Drew	8
22 SLATEN, Justin	8

Caught stealing by	
1. 4 O'FARRELL, Reese	8
2. 19 GILLESPIE, Drew	4
3. 22 SLATEN, Justin	3
4. 40 COFFEY, Brian	2
9 REYES, Ediberto	2

Steal attempts against	
1. 4 O'FARRELL, Reese	38
2. 9 REYES, Ediberto	20
3. 19 GILLESPIE, Drew	12
4. 40 COFFEY, Brian	11
22 SLATEN, Justin	11

Passed balls	
1. 4 O'FARRELL, Reese	11
2. 9 REYES, Ediberto	3

Catchers interference	
1. 4 O'FARRELL, Reese	1





# UNIVERSITY OF NEW MEXICO

## 2020 BASEBALL



### 2019 New Mexico Lobo Baseball Season Game Highs for New Mexico (2019 FINAL STATS) (All games)

#### TEAM GAME HIGHS

##### Batting

At bats:	48	-	vs New Mexico State (Apr 16, 2019)
Runs scored:	18	-	vs San Jose State (Mar 03, 2019)
	18	-	vs Cal State Fullerton (Mar 09, 2019)
Hits:	19	-	vs Cal State Fullerton (Mar 09, 2019)
RBI:	18	-	vs Cal State Fullerton (Mar 09, 2019)
Doubles:	7	-	vs UC Riverside (Apr 20, 2019)
Triples:	2	-	vs Cal State Fullerton (Mar 10, 2019)
	2	-	at Nevada (Mar 15, 2019)
Home runs:	5	-	at Fresno State (Apr 27, 2019)
Total bases:	32	-	vs San Jose State (Mar 03, 2019)
Walks:	12	-	vs San Jose State (Mar 01, 2019)
Strikeouts:	14	-	at San Jose State (Apr 05, 2019)
	14	-	at San Diego State (May 17, 2019)
Sac hits:	4	-	vs Texas Tech (Apr 03, 2019)
Sac flies:	2	-	vs Niagara (Feb 24, 2019)
	2	-	vs Texas Tech (Apr 03, 2019)
Stolen bases:	5	-	at New Mexico State (Mar 26, 2019)
	5	-	vs UC Riverside (Apr 20, 2019)
Hit by pitch:	3	-	vs Nevada (Apr 12, 2019)
Caught stealing:	3	-	vs UC Riverside (Apr 20, 2019)
	3	-	at Fresno State (Apr 28, 2019)
Runners LOB:	16	-	vs New Mexico State (Apr 16, 2019)
Hit into DP:	3	-	(4 times )

##### Fielding

Putouts:	30	-	vs New Mexico State (Apr 16, 2019)
Assists:	16	-	at New Mexico State (Mar 26, 2019)
	16	-	vs UNLV (May 11, 2019)
Errors:	4	-	(4 times )
Passed balls:	3	-	at New Mexico State (Mar 26, 2019)
DPs turned:	3	-	vs Niagara (Feb 24, 2019)
	3	-	vs San Jose State (Mar 02, 2019)

##### Pitching

Innings pitched:	10.0	-	vs New Mexico State (Apr 16, 2019)
Runs allowed:	22	-	vs San Jose State (Mar 03, 2019)
Earned runs:	21	-	vs San Jose State (Mar 03, 2019)
Walks allowed:	11	-	vs Oklahoma (Mar 19, 2019)
	11	-	vs UNLV (May 11, 2019)
Strikeouts:	17	-	vs Nevada (Apr 12, 2019)
Hits allowed:	25	-	vs UNLV (May 11, 2019)
Doubles allowed:	6	-	vs Oklahoma (Mar 19, 2019)
Triples allowed:	3	-	vs Cal State Fullerton (Mar 09, 2019)
Homers allowed:	4	-	vs Texas Tech (Apr 02, 2019)
Wild pitches:	5	-	vs Oklahoma (Mar 20, 2019)
Hit batters:	4	-	at Nevada (Mar 15, 2019)



# UNIVERSITY OF NEW MEXICO

## 2020 BASEBALL



### 2019 New Mexico Lobo Baseball Season Game Highs for New Mexico (2019 FINAL STATS) (All games)



#### INDIVIDUAL GAME HIGHS

##### Batting

At bats:	6	-	(14 times )
Runs scored:	4	-	(5 times )
Hits:	5	-	MANG, Connor vs New Mexico State (Apr 16, 2019)
RBIs:	6	-	DEIMLING, Jeff vs San Jose State (Mar 03, 2019)
Doubles:	3	-	MANG, Jared vs Nevada (Apr 12, 2019)
	3	-	MANG, Connor vs New Mexico State (Apr 16, 2019)
Triples:	1	-	(18 times )
Home runs:	2	-	DEIMLING, Jeff vs San Jose State (Mar 03, 2019)
	2	-	MANG, Jared at Fresno State (Apr 27, 2019)
Total bases:	10	-	DEIMLING, Jeff vs San Jose State (Mar 03, 2019)
Walks:	4	-	WATARI, Justin vs UNLV (May 11, 2019)
Strikeouts:	4	-	MANG, Connor at UNLV (03-29-19)
Sac hits:	2	-	BAKER, Tanner vs Texas Tech (Apr 03, 2019)
Sac flies:	1	-	(18 times )
Stolen bases:	2	-	(8 times )
Hit by pitch:	1	-	(40 times )
Caught stealing:	1	-	(20 times )
Runners LOB:	6	-	BAKER, Tanner vs Cal State Fullerton (Mar 09, 2019)
	6	-	MERRITT, Brayden vs New Mexico State (Apr 16, 2019)

##### Fielding

Putouts:	17	-	O'FARRELL, Reese vs Nevada (Apr 12, 2019)
Assists:	7	-	SCHILLING, Hayden vs San Diego State (Mar 22, 2019)
	7	-	KELLY, Tyler at New Mexico State (Mar 26, 2019)
Errors:	2	-	(4 times )
Passed balls:	3	-	O'FARRELL, Reese at New Mexico State (Mar 26, 2019)

##### Pitching

Innings pitched:	8.2	-	SLATEN, Justin vs UNLV (May 11, 2019)
Runs allowed:	9	-	GILLESPIE, Drew vs UC Riverside (Apr 18, 2019)
Earned runs:	9	-	GILLESPIE, Drew vs UC Riverside (Apr 18, 2019)
Walks allowed:	5	-	(4 times )
Strikeouts:	12	-	GILLESPIE, Drew vs Nevada (Apr 12, 2019)
Hits allowed:	12	-	GARLEY, Nathaniel vs San Jose State (Mar 02, 2019)
	12	-	GARLEY, Nathaniel vs UC Riverside (Apr 20, 2019)
Doubles allowed:	5	-	GILLESPIE, Drew vs Nevada (Apr 12, 2019)
Triples allowed:	2	-	GARLEY, Nathaniel vs Cal State Fullerton (Mar 09, 2019)
	2	-	MURANO, Jack vs New Mexico State (Apr 16, 2019)
	2	-	GARLEY, Nathaniel at Fresno State (Apr 28, 2019)
Homers allowed:	3	-	GILLESPIE, Drew vs Air Force (May 03, 2019)
Wild pitches:	3	-	(6 times )
Hit batters:	4	-	SLATEN, Justin at Nevada (Mar 15, 2019)