



**ANDY GROSSMAN • ASSOCIATE ATHLETICS DIRECTOR/COMMUNICATIONS • 4505 MARYLAND PARKWAY • LAS VEGAS • NV • 89154-0004**  
**OFFICE: 702-895-3995 • CELL: 702-630-3949 • EMAIL: ANDY.GROSSMAN@UNLV.EDU • TWITTER: @UNLVSID**

FRIDAY, FEBRUARY 23, 2018

## 2017-18 SCHEDULE/RESULTS

Record: ..... 19-9 Home: ..... 10-5  
 MW: ..... 8-7 Away: ..... 5-4  
 vs. Top 25: ..... 1-0 Neutral: ..... 4-0

Date	Opponent	Time/Res.	TV
11/3	ALASKA FAIRBANKS (Exh.)	W, 97-73	---
11/11	FLORIDA A&M	W, 108-66	Stadium on Facebook
11/15	PRAIRIE VIEW A&M #	W, 98-63	MWN/UNLVRebels.com
11/17	EASTERN WASHINGTON #	W, 91-76	MWN/UNLVRebels.com
11/20	vs. Rice ~	W, 95-68	AT&T SportsNet
11/22	vs. Utah ~	W, 85-58	ESPN2
11/25	SOUTHERN UTAH	W, 101-82	Stadium on Facebook
11/29	at Northern Iowa %	L, 77-68 (OT)	ESPN3
12/2	ARIZONA	L, 91-88 (OT)	CBS Sports Network
12/5	vs. Oral Roberts ^	W, 92-66	---
12/9	vs. Illinois ^	W, 89-82	ESPN2
12/16	at Pacific	W, 81-76	TheW.Tv
12/20	MISSISSIPPI VALLEY ST.	W, 95-63	AT&T SportsNet
12/22	NORTHERN COLORADO	W, 94-91	Stadium on Facebook
12/30	BOISE STATE *	L, 83-74	AT&T SportsNet
1/3	at San José State *	W, 82-76 (OT)	AT&T SportsNet
1/6	UTAH STATE *	L, 85-78	AT&T SportsNet
1/10	at Air Force *	W, 81-76	AT&T SportsNet
1/17	NEW MEXICO *	L, 85-81	ESPN3
1/20	at Colorado State *	W, 79-74	CBS Sports Network
1/23	at Fresno State *	L, 69-63	CBS Sports Network
1/27	SAN DIEGO STATE *	W, 88-78	CBS Sports Network
1/31	SAN JOSÉ STATE *	W, 76-67	CBS Sports Network
2/3	at Boise State *	L, 93-91 (OT)	CBS Sports Network
2/7	at No. 23 UNR *	W, 86-78	CBS Sports Network
2/10	WYOMING *	W, 85-70	CBS Sports Network
2/14	AIR FORCE *	W, 81-73	AT&T SportsNet
2/17	at San Diego State *	L, 94-56	CBS Sports Network
2/21	FRESNO STATE *	L, 77-64	ESPN3
2/25	at New Mexico *	11:00 AM	CBS Sports Network
2/28	No. 20/22 UNR *	8:00 PM	CBS Sports Network
3/3	at Utah State *	6:00 PM	ESPN3
3/7-10	MW TOURNAMENT	TBD	TBD

### Home games in BOLD CAPS

# - MGM Resorts Main Event Preliminary Rounds  
 ~ - MGM Resorts Main Event Heavyweight Rounds, T-Mobile Arena, Las Vegas  
 % - Mountain West/Missouri Valley Challenge  
 ^ - at MGM Grand Garden Arena, Las Vegas  
 \* - Mountain West game  
 All times Pacific

## QUICK FACTS

Location: ..... Las Vegas, NV 89154  
 Founded: ..... 1957  
 Enrollment: ..... 29,700  
 Nickname: ..... Runnin' Rebels  
 Colors: ..... Scarlet & Gray  
 President: ..... Dr. Len Jessup  
 Director of Athletics: ..... Desiree Reed-Francois  
 Conference: ..... Mountain West  
 Arena: ..... Thomas & Mack Center  
 Capacity: ..... 18,000  
 Record in Arena: ..... 477-116 (.804)/35th season  
 All-Time Record: ..... 1,270-549 (.698)/60th season  
 All-Time vs. Current MW: ..... 348-164 (.680)  
 Head Coach: ..... Marvin Menzies  
 UNLV Record: ..... 30-30 (.500)/2nd season  
 Career Record: ..... 228-141 (.618)/11th season  
 UNLV's 2016-17 Record: ..... 11-21/4-14 MW (T-10th)  
 2017 Postseason: ..... None

## UNLV AT NEW MEXICO IN RARE SUNDAY GAME

11 a.m. PT contest to be televised on CBS Sports Network



**UNLV (19-9, 8-7 MOUNTAIN WEST)**

at



**NEW MEXICO (14-14, 9-6 MOUNTAIN WEST)**

**DATE:** Sunday, February 25

**TIME:** 12 p.m. MT/11 a.m. PT

**SITE:** Dreamstyle Arena - The Pit (15,411), Albuquerque, N.M.

**TV:** CBS Sports Network (Dave Ryan, Steve Wolf, John Schriffen - sideline)

**RADIO:** ESPN Radio 1100 AM/100.9 FM (Jon Sandler, Robert Smith)

**AUDIO:** UNLV Gameday App/TuneIn & UNLVRebels.com

**STATS:** Live Stats at UNLVRebels.com

The UNLV men's basketball team (19-9, 8-7 MW) will head back out on the road, this time for a rare Sunday game against New Mexico (14-14, 9-6 MW) Feb. 25 at 12 p.m. MT/11 a.m. PT at Dreamstyle Arena (The Pit).

UNLV is looking to end a two-game losing streak and avenge an 85-81 loss to New Mexico at the Thomas & Mack Center on Jan. 17.

Prior to its loss at San Diego State last Saturday, the Runnin' Rebels had won three straight games and five of their previous six, including a victory at then-No. 23 UNR. UNLV's three-game win streak marked the first in Mountain West play for the Runnin' Rebels since 2016 and the stretch of five wins in six games was its first in conference play since 2014. UNLV lost at home to Fresno State, 77-64, on Wednesday night in its last outing.

UNLV is ninth in the nation in rebounding (40.64 per game), 18th in field-goal percentage (49.5), 19th in scoring (83.9), 38th in assists per game (16.2) and 38th in blocked shots per game (4.6). Additionally, the Runnin' Rebels are No. 4 in the nation in free-throw attempts (734) and eighth in made free throws (518). Individually, Brandon McCoy and Shakur Juiston rank in the top 22 in the country in rebounding. McCoy is 19th (10.1 rpg), while Juiston is 22nd (9.9). UNLV is the only team in the nation with two top-22 rebounders. McCoy ranks 12th in double-doubles with 15, while Juiston is 30th with 12. Senior guard Jordan Johnson is 29th in the nation in assists with 5.8 apg. UNLV leads the Mountain West in scoring, rebounding and blocks.

Sunday's game will be televised nationally on CBS Sports Network with Dave Ryan, Steve Wolf and John Schriffen (sideline) calling the action. Jon Sandler and former Runnin' Rebel Robert Smith will handle the UNLV radio call, which may be heard live on ESPN Radio 1100 AM/100.9 FM and online via the UNLV Gameday App and TuneIn (link at UNLVRebels.com).

## FOLLOW THE RUNNIN' REBELS ON SOCIAL MEDIA



/UNLVRunninRebelBasketball  
 /UNLVathletics



@TheRunninRebels  
 @UNLVathletics



/UNLVRunninRebels  
 /UNLVathletics



/UNLVathletics



/UNLVathletics

**UNLVREBELS.COM**

5TH-BEST WINNING PERCENTAGE OF ALL-TIME • 20 NCAA TOURNAMENT APPEARANCES • 1990 NATIONAL CHAMPIONS • FOUR FINAL FOUR APPEARANCES • 10 SWEET 16 APPEARANCES

**ASSOCIATED PRESS POLL**

Week 16 - Monday, February 19

RANK	TEAM	RECORD	VOTES
1	Virginia (42)	24-2	1,601
2	Michigan State (19)	26-3	1,565
3	Villanova (4)	24-3	1,509
4	Xavier	24-4	1,398
5	Duke	22-5	1,292
6	Gonzaga	25-4	1,206
6	Texas Tech	22-5	1,206
8	Kansas	21-6	1,166
9	Purdue	24-5	1,130
10	North Carolina	21-7	1,074
11	Cincinnati	23-4	954
12	Auburn	23-4	873
13	Wichita State	21-5	870
14	Arizona	21-6	831
15	Clemson	20-6	683
16	Ohio State	22-7	680
17	Michigan	21-4	615
18	Rhode Island	19-7	427
19	Tennessee	23-5	330
20	UNR	19-8	329
21	West Virginia	25-4	291
22	Saint Mary's	21-5	263
23	Houston	22-5	87
24	Middle Tennessee	19-8	63
25	Florida State		

**OTHERS RECEIVING VOTES:** Baylor 52, Kentucky 33, Arizona State 32, Arkansas 23, UCLA 20, St. Bonaventure 13, Virginia Tech 12, Creighton 10, Penn State 6, Missouri 5, Kansas State 5, Texas A&M 4, TCU 4, Loyola-Chicago 2, Butler 2, East Tennessee State 1, Alabama 1, Boise State 1, Oklahoma 1

**USA TODAY COACHES' POLL**

Week 16 - Monday, February 19

RANK	TEAM	RECORD	VOTES
1	Michigan State (20)	26-3	782
2	Virginia (8)	24-2	773
3	Villanova (4)	24-3	745
4	Xavier	24-4	656
5	Duke	22-5	655
6	Gonzaga	25-4	602
7	Texas Tech	22-5	588
8	Kansas	21-6	566
9	Purdue	24-5	526
10	North Carolina	21-7	498
11	Cincinnati	23-4	497
12	Wichita State	21-5	404
13	Auburn	23-4	358
14	Arizona	21-6	340
15	Ohio State	22-7	339
16	Michigan	22-7	325
17	Clemson	20-6	324
18	Rhode Island	21-4	263
19	Tennessee	19-7	208
20	Saint Mary's	25-4	173
21	West Virginia	19-8	168
22	UNR	23-5	143
23	Houston	21-5	119
24	Middle Tennessee	22-5	72
25	Arizona State	19-7	47

**OTHERS RECEIVING VOTES:** Creighton 34, Kentucky 31, Virginia Tech 20, Florida State 18, Texas A&M 15, Florida 14, Seton Hall 13, Baylor 12, UCLA 11, St. Bonaventure 11, Butler 9, Kansas State 9, Miami 9, Nebraska 7, Loyola-Chicago 6, Arkansas 3, East Tennessee State 2, Louisiana 1, Boise State 1, New Mexico State 1, Oklahoma 1, TCU 1

**THE UNLV RUNNIN' REBELS (19-9, 8-7 MOUNTAIN WEST)**

- The 2017-18 season marks the second at UNLV for head coach Marvin Menzies. Prior to coming to UNLV, he spent the previous nine years as head coach at New Mexico State where he compiled a 198-111 (.641) record. His current career record is 228-141 (.618). He earned career win No. 200 last season on Nov. 19, 2016 against Cal State Fullerton at the Thomas & Mack Center.
- Coming to UNLV was actually a return to Las Vegas for Coach Menzies. He spent a year with the Runnin' Rebels on Lon Kruger's staff in 2004-05 as an assistant coach.
- The Runnin' Rebels opened the season with three straight games at the Thomas & Mack Center and started with a total of six straight in Las Vegas. Overall, UNLV played 12 of its first 14 games at the Thomas & Mack Center, T-Mobile Arena and MGM Grand Garden Arena in Las Vegas.
- UNLV was led in scoring last year by Jovan Mooring, who has returned for his senior season. Mooring was named Third Team All-Mountain West for the 2016-17 season after scoring 12.6 points per game. He also led the team in assists with 4.0 apg, which ranked second in the Mountain West.
- Other key returners for the Runnin' Rebels this season are junior guard Kris Clyburn and sophomore forward Cheickna Dembele. Clyburn averaged 7.3 ppg and 5.3 rpg last season, while Dembele added 4.0 ppg and 4.4 rpg. Dembele led the team in blocked shots with 1.3 per contest.
- UNLV was picked to finish sixth in this year's Mountain West race by the media in October, while freshman forward Brandon McCoy was named the Preseason MW Freshman of the Year.
- Senior guard Jordan Johnson is eligible this year after sitting out last season because of transfer rules. The point guard came to UNLV from Milwaukee where he was second in the country in assists in 2015-16 (8.1 apg)
- The Runnin' Rebels have eight newcomers on this year's roster, not counting transfers that must sit out.

**THE NEW MEXICO LOBOS (14-14, 9-6 MOUNTAIN WEST)**

- New Mexico has won two straight games and three of its last five.
- The Lobos are coming off a 119-114 road win at Wyoming on Tuesday. Prior to that, they defeated Utah State (78-63) at home.
- UNM is 11-4 at home this season and has won eight of its last nine at The Pit.
- The team was 17-14 overall last season and finished fifth in the Mountain West with a 10-8 league mark.
- Head coach Paul Weir, who was an assistant for UNLV head coach Marvin Menzies at New Mexico State, is in his first season with the Lobos and his second season overall as a head coach with a career record of 42-20 (.677).
- The Lobos were picked to finish 9th in the league in this year's preseason poll.
- Anthony Mathis leads the team in scoring with 12.8 ppg, while Joe Furstinger is the team's rebounding leader at 6.9 rpg. Antino Jackson leads in assists (4.3 apg).
- At Wyoming, Sam Logwood and Troy Simons each scored 24 points, while four other Lobos scored in double figures. The team shot 61.7 percent from the field.

**SERIES HISTORY**

- This will mark the 58th meeting in men's basketball between UNLV and New Mexico.
- UNLV leads the all-time series 33-24.
- New Mexico won this season's earlier meeting, 85-81, in Las Vegas on Jan. 17.
- The two schools split last year's season series with each winning on the opposite team's home floor.
- UNLV is 12-13 all-time at New Mexico, but is 3-1 in its last four games at The Pit.
- UNLV is 348-164 all-time against teams that currently make up the Mountain West.

**UP NEXT**

After playing at New Mexico, UNLV will return home to host No. 20/22 UNR in its regular-season home finale on Wednesday, Feb. 28 at 8 p.m. In addition to Senior Night and the Governor's Series game, it will be a Red Out. Fans are encouraged to wear red to the game and the first 3,000 fans in attendance will receive a free red t-shirt. There will also be a free pregame tailgate on the plaza starting at 6 p.m.

**FIRST TIME IN A WHILE**

Prior to last Saturday's loss at San Diego State, UNLV had won three straight Mountain West games for the first time since 2016 and five of six in conference play for the first time since 2014. Its only loss over that six-game span was at Boise State by two in overtime. UNLV's win on Feb. 7 at then-No. 23 UNR was UNLV's first over a ranked opponent since 2015, snapped the Wolf Pack's 16-game home win streak and knocked them out of first place in the Mountain West at the time.

**RUNNIN' REBELS HAVE ECLIPSED LAST YEAR'S WIN TOTAL**

With 19 wins so far this season, UNLV has eclipsed last season's overall win total by eight games. The 19 wins are the most in a season for the Runnin' Rebels since the 2013-14 season when they won 20 games. The Runnin' Rebels were 11-21 last year.

**NEW STARTING LINEUP**

UNLV had the same starting lineup for its first 20 games this season: Jordan Johnson, Jovan Mooring, Kris Clyburn, Shakur Juiston and Brandon McCoy. In each of the last eight games, Tervell Beck has replaced Clyburn in the starting five.



UNLVREBELS.COM



**2017-18 MOUNTAIN WEST STANDINGS**

Through Friday, February 23

	<b>MW Games</b>			<b>All Games</b>		
(AP/USA Rank)	<b>W</b>	<b>L</b>	<b>Pct.</b>	<b>W</b>	<b>L</b>	<b>Pct.</b>
UNR (20/22)	13	2	.867	24	5	.828
Boise State (RV/RV)	12	4	.750	22	6	.786
Fresno State	10	5	.667	20	8	.714
New Mexico	9	6	.600	14	14	.500
<b>UNLV</b>	<b>8</b>	<b>7</b>	<b>.533</b>	<b>19</b>	<b>9</b>	<b>.679</b>
San Diego State	8	7	.533	16	10	.615
Wyoming	8	7	.533	17	11	.607
Utah State	7	8	.467	14	14	.500
Air Force	4	10	.286	10	16	.385
Colorado State	4	12	.250	11	18	.379
San José State	0	15	.000	3	23	.115

**UNLV'S 2017-18 RECORD WHEN IT...**

plays at home	10-5
plays on the road	5-4
plays at a neutral site	4-0
plays a conference game	8-7
plays a home conference game	4-4
plays a road conference game	4-3
plays during the morning	0-0
plays during the afternoon	2-1
plays at night	17-8
plays vs. a non-conference opponent	11-2
leads at halftime	17-3
trails at halftime	0-5
is tied at halftime	2-1
is in an overtime game	1-3
shoots a higher FG% than opponent	18-4
shoots a lower FG% than opponent	1-5
shoots the same FG% as opponent	0-0
takes more shots than opponent	3-3
takes less shots than opponent	16-6
takes the same number of shots as opponent	0-0
shoots 50% or better from field	14-2
shoots less than 50% from field	5-7
shoots a higher 3pt% than opponent	15-1
shoots a lower 3pt% than opponent	4-8
shoots the same 3pt% as opponent	0-0
takes more 3pters than opponent	4-4
takes less 3pters than opponent	14-5
takes the same number of 3pters as opponent	1-0
shoots a higher FT% than opponent	12-4
shoots a lower FT% than opponent	6-5
shoots the same FT% as opponent	1-0
takes more FTs than opponent	16-4
takes less FTs than opponent	2-4
takes the same number of FTs as opponent	1-1
has more rebounds than opponent	14-4
has less rebounds than opponent	5-4
has the same number of rebounds as opponent	0-1
has more assists than opponent	14-6
has less assists than opponent	4-3
has the same number of assists as opponent	1-0
has more turnovers than opponent	13-7
has less turnovers than opponent	6-2
has the same number of turnovers as opponent	0-0
has more fouls than opponent	2-4
has less fouls than opponent	17-4
has the same number of fouls as opponent	0-1
has more blocks than opponent	12-5
has less blocks than opponent	3-2
has the same number of blocks as opponent	4-2
has more steals than opponent	4-3
has less steals than opponent	9-5
has the same number of steals as opponent	6-1
scores 100 or more points	2-0
scores 90-99 points	6-1
scores 80-89 points	9-2
scores 70-79 points	2-2
scores 60-69 points	0-3
scores 59 or fewer points	0-1
allows 100 or more points	0-0
allows 90-99 points	1-3
allows 80-89 points	2-3
allows 70-79 points	9-2
allows 60-69 points	6-1
allows 59 or fewer points	1-0
has a game decided by 1 point	0-0
has a game decided by 2 or 3 points	1-2
has a game decided by 4-9 points	8-5
has a game decided by 10-19 points	4-1
has a game decided by 20-29 points	3-0
has a game decided by 30 or more points	3-1

**MCCOY ON TWO MIDSEASON WATCH LISTS**

UNLV freshman forward Brandon McCoy was added to The John R. Wooden Award presented by Wendy's Midseason Top 25 list. The award is the most prestigious individual honor in college basketball, presented annually to the top player in the country. McCoy was one of just six freshmen on the list. He was also one of just five players to debut on the midseason list after not appearing in the preseason top 50 and was the only player from the Mountain West to earn the nod. He was also named to the Lute Olson Award Midseason Watch List.

**MCCOY ALSO CANDIDATE FOR NATION'S TOP CENTER AWARD**

McCoy has also been named to the Naismith Memorial Basketball Hall of Fame Kareem Abdul-Jabbar Center of the Year Award Watch List. He has been recognized as one of the top 10 collegiate centers in the country by the organization and is a candidate for the 2018 award named after Hall of Famer and three-time NCAA Champion Kareem Abdul-Jabbar. The annual award is now in its fourth year and recognizes the top centers in men's college basketball. A national committee comprised of top college basketball personnel determined the watch list of 20 candidates in October, which has now been narrowed to just 10. In March, five finalists will be presented to Abdul-Jabbar and the Hall of Fame's selection committee. The winner will be honored at ESPN's College Basketball Awards presented by Wendy's in downtown Los Angeles on Friday, April 6.

**MCCOY ON PACE TO SET MW FRESHMAN SCORING MARK**

UNLV freshman Brandon McCoy is eighth in the Mountain West in scoring, pouring in 16.9 points per contest. The highest points per game average by a freshman in MW history is 16.1 by UNLV's Anthony Bennett in 2012-13. McCoy (10.1 rpg) is also on pace to break the conference record for rebounds per contest by a freshman, which is currently held by Utah's Andrew Bogut and San Diego State's Kawhi Leonard (9.9 rpg). McCoy has 15 double-doubles this season, which ranks 12th in the country and leads the Mountain West.

**MCCOY, JUISTON BOTH MULTIPLE MOUNTAIN WEST PLAYER OF THE WEEK WINNERS**

UNLV freshman forward Brandon McCoy and junior forward Shakur Juiston have each won the Mountain West Men's Basketball Player of the Week award twice this year. McCoy earned it twice in three weeks (Nov. 27 & Dec. 11), while Juiston's were a little more spread out (Dec. 26 & Feb. 12).

**RUNNIN' REBELS WERE RECEIVING VOTES IN AP POLL**

The Runnin' Rebels were receiving votes in the Associated Press Poll (Nov. 27) during week four of the season. It marked the first time for the program since week five of the 2015-16 season (Dec. 7).

**RUNNIN' REBELS AVERAGING 83.9 PPG**

UNLV is averaging 83.9 points per game, which ranks 19th in the nation through games of Thursday, Feb. 22. Four Runnin' Rebels are averaging double figures in scoring led by freshman forward Brandon McCoy's 16.9 ppg, which ranks eighth in the Mountain West.

**TWO IN THE NATION'S TOP-22 REBOUNDING**

Brandon McCoy is 19th in the country in rebounding (10.1 rpg), while Shakur Juiston is 22nd (9.9 rpg). UNLV is the only school in the country with two players ranked in the top 22 in boards.

**UNLV WAS 4-0 WITH OVER 90 POINTS SCORED EACH GAME**

The last time the Runnin' Rebels started 4-0, scoring 90-plus points in each game was 30 years ago during the 1987-88 season. UNLV is now 19-9 on the season with two games scoring at least 100 and seven others at 90 or more.

**BEST START TO A SEASON SINCE...**

With a 6-0 start to the season, UNLV was off to its best start since 2011-12 when it started out 8-0. The Runnin' Rebels are currently 19-9.

**MOST REBOUNDS SINCE...**

Junior forward Shakur Juiston had 14 rebounds by halftime vs. Rice on Nov. 20. He finished the game with a UNLV season-high 19 (also a career high). It marked the most rebounds in a game by a Runnin' Rebel since Chris Wood had 19 during the 2014-15 season. Juiston and Brandon McCoy have also recorded games with 18 rebounds this year, while McCoy has had two more with 17.

**50 PERCENT FROM THE FLOOR**

UNLV has shot at least 50 percent from the floor in 16 games this season. The Runnin' Rebels shot a season-high 63.0 percent (34 of 54) from the floor on Dec. 20 vs. Mississippi Valley State, then matched that percentage (29 of 46) at Air Force on Jan. 10. UNLV is 14-2 this season when shooting 50 percent or better. For the season, UNLV is shooting 49.5 percent from the field, which ranks 18th in the country.



## UNLV IN THE 2017-18 MOUNTAIN WEST STATISTICS

Through Friday, February 23

Team Category	All Games		MW Games	
	Rank	Stat.	Rank	Stat.
Scoring Offense	1st	83.9	5th	77.7
Scoring Defense	8th	76.3	8th	78.5
Scoring Margin	5th	+7.6	7th	-0.9
FT Percentage	8th	.706	8th	.724
FG Percentage	2nd	.495	4th	.469
FG Pct. Defense	3rd	.422	5th	.448
3FG Percentage	8th	.340	11th	.296
3FG Pct. Defense	3rd	.325	4th	.358
Reb. Offense	1st	40.6	2nd	37.8
Reb. Defense	8th	35.3	7th	34.7
3FG Made	11th	5.7	11th	5.3
Reb. Margin	3rd	+5.3	3rd	+3.1
Blocks	1st	4.6	1st	4.7
Assists	2nd	16.2	5th	14.8
Steals	8th	5.8	9th	5.1
Turnover Margin	10th	-2.5	10th	-2.5
Assist/TO Ratio	7th	1.1	8th	1.1
Offensive Rebounds	3rd	11.6	3rd	10.4
Defensive Rebounds	1st	29.1	3rd	27.4

Individual * Category	Player	All Games		MW Games	
		Rank	Stat.	Rank	Stat.
Scoring	McCoy	8th	16.9	12th	15.1
	Mooring	12th	14.4	16th	13.4
	Juiston	12th	14.4	14th	13.7
	Johnson	14th	13.8	13th	14.7
Rebounding	McCoy	2nd	10.1	2nd	9.4
	Juiston	3rd	9.9	3rd	8.9
FG Pct.	Juiston	1st	.643	1st	.631
	McCoy	3rd	.558	7th	.513
Assists	Johnson	1st	5.8	2nd	5.1
	Mooring	8th	3.3	-	-
FT Pct.	Johnson	2nd	.862	2nd	.890
	Mooring	7th	.806	-	-
Steals	Johnson	10th	1.3	10th	1.3
3FG Pct.	-	-	-	-	-
3FG Made	Mooring	-	-	10th	2.0
Blocks	McCoy	2nd	1.8	2nd	1.9
	Diong	10th	0.8	10th	0.8
Assist/TO Ratio	Johnson	3rd	2.2	3rd	2.3
	Mooring	6th	1.9	9th	1.8
Off. Reb.	McCoy	2nd	2.8	9th	2.4
	Juiston	3rd	2.7	3rd	2.7
Def. Reb.	McCoy	1st	7.3	2nd	7.0
	Juiston	2nd	7.2	5th	6.3
Min. Played	Johnson	3rd	34.4	2nd	36.3
	Mooring	8th	32.6	9th	33.5
	Juiston	19th	29.8	-	-

\* Must appear in at least 75% of team's games to be ranked

## UNLV IN THE 2017-18 NCAA STATISTICS

Through Thursday, February 22

Team (Top 50)			
Category	Rank	Stat.	
Scoring Offense (351 ranked)	19	83.9	
Field-Goal Percentage (351 ranked)	18	49.5	
3-Point Field-Goal Defense	49	32.5	
Rebound Margin (351 ranked)	38	5.3	
Assists Per Game (351 ranked)	38	16.2	
Blocked Shots Per Game (351 ranked)	38	4.6	
Total Blocks (351 ranked)	38	129	
Total Assists (351 ranked)	49	454	
Total Rebounds (351 ranked)	26	1138	
Free Throw Attempts (351 ranked)	4	734	
Free Throws Made (351 ranked)	8	518	
Defensive Rebounds per Game (351 ranked)	6	29.07	
Total Rebounds Per Game (351 ranked)	9	40.64	

Individual (Top 50)			
Category	Player	Rank	Stat.
FG Percentage (250 ranked)	Shakur Juiston	10	64.3
	Brandon McCoy	48	55.8
Rebs Per Game (250 ranked)	Brandon McCoy	19	10.1
	Shakur Juiston	22	9.9
Assists Per Game (250 ranked)	Jordan Johnson	29	5.8
Total Rebounds (250 ranked)	Brandon McCoy	18	283
	Shakur Juiston	20	277
Double Doubles (250 ranked)	Brandon McCoy	12	15
	Shakur Juiston	30	12
Total Assists (250 ranked)	Jordan Johnson	27	162
Free Throws Made (250 ranked)	Jordan Johnson	49	137
Def. Rebs Per Game (250 ranked)	Brandon McCoy	23	7.29
	Shakur Juiston	26	7.21

## THE REAL MCCOY

Brandon McCoy came to UNLV as a highly ranked five-star recruit and a McDonald's High School All-American. He has lived up to his billing as he has recorded 15 double-doubles this season (12th in the country). He is averaging 16.9 ppg (eighth in the Mountain West) and 10.1 rpg (2nd in MW, 19th in the country). He has scored in double figures in all but six games (he had nine points at Northern Iowa, eight at Air Force, nine vs. New Mexico, nine at Colorado State, eight at then-No. 23 UNR and nine at San Diego State) and is shooting 55.8 percent from the field (No. 3 in MW, 48th in the country). In addition, he has tallied 20 or more points in 11 games.

## JUISTON SHINING

Last year's National Junior College Player of the Year, Shakur Juiston, has recorded a double-double in 12 games this season, which ranks 30th in the country. The junior forward is averaging close to a double-double with 14.4 ppg and 9.9 rpg (3rd in MW, 22nd in the country). His shooting percentage of 64.3 percent ranks No. 1 in the Mountain West and 10th in the nation. He has recorded double figures in rebounding in 14 games with 12 or more in 10 games. He set a career high in scoring with 30 points vs. Northern Colorado on Dec. 22.

## AT THE POINT

Senior guard Jordan Johnson finished second in the nation in assists during his only previous season playing Division I basketball (2015-16 at Milwaukee). He averaged 12.5 points, 8.1 assists and 3.6 rebounds per game for the Panthers that season. After sitting out the 2016-17 season at UNLV as a redshirt after transferring, Johnson is averaging 13.8 ppg, 5.8 apg (29th in the country) and 2.7 rpg this season. As a team, UNLV is 38th in the country in assists (16.2 apg).

## MOORING FROM 3...

Senior guard Jovan Mooring led UNLV in scoring and made 3-pointers last season (58, 1.8 per game). This year, he leads the team in made 3s with 57 (2.0 per game). He scored a career-high 31 points with a season-high six 3-pointers at then-No. 23 UNR on Feb. 7 and made five on Feb. 14 vs. Air Force. He is third on the team in scoring with 14.4 ppg.

## ONE OF 29 LEFT

Before its loss at Northern Iowa on Nov. 29, UNLV was one of just 29 teams left in Division I without a loss. There are no longer any undefeated teams.

## MARGIN OF VICTORY...

UNLV has won its games this season by an average of 16.0 points per game. In all 28 games, UNLV is outscoring its opponents by an average of 7.6 ppg.

## NATIONAL LEADERS

The Runnin' Rebels are highly ranked among the national stats this season. UNLV is ninth in the nation in rebounding (40.64 per game), 18th in field-goal percentage (49.5), 19th in scoring (83.9), 38th in assists per game (16.2) and 38th in blocked shots per game (4.6). Additionally, the Runnin' Rebels are No. 4 in the nation in free-throw attempts (734) and eighth in made free throws (518). Individually, Brandon McCoy and Shakur Juiston rank in the top 22 in the country in rebounding. McCoy is 19th (10.1 rpg), while Juiston is 22nd (9.9). UNLV is the only team in the nation with two top-22 rebounders. McCoy ranks 12th in double-doubles with 15, while Juiston is 30th with 12. Senior guard Jordan Johnson is 29th in the nation in assists with 5.8 apg.

## LEADERS OF THE MOUNTAIN WEST

UNLV leads the Mountain West in scoring, rebounding and blocks. Individually, Brandon McCoy and Shakur Juiston are No. 2 and 3 in the Mountain West in rebounding with 10.1 and 9.9 rpg, respectively. McCoy is eighth in the league in scoring (16.9 ppg). Jordan Johnson leads in assists (5.8 apg). Juiston is first in the league in field-goal percentage (.643), while McCoy is third (.558). McCoy is also second in blocks (1.8 bpg) and Johnson is third in assist/turnover ratio (2.2).

## EIGHT DIFFERENT RUNNIN' REBELS HAVE SCORED IN DOUBLE FIGURES

Eight different players have scored in double figures for UNLV this season: Jovan Mooring (23), Shakur Juiston (22), Brandon McCoy (22 times), Jordan Johnson (21), Tervell Beck (8), Kris Clyburn (8), Amauri Hardy (3) and Anthony Smith (1).

## THE MARVIN MENZIES ERA AT UNLV

The 2017-18 season marks the second for UNLV under head coach Marvin Menzies. He officially became the 13th full-time head coach in the history of Runnin' Rebel basketball in April of 2016 after returning to Las Vegas after nine years as the head coach at New Mexico State, going 198-111 (.641) with the Aggies. Now in his 11th year overall as a head coach, his career record is 228-141 (.618). He led his team to the postseason in each of his last five seasons at NMSU and six of the last seven. He was an assistant coach on Lon Kruger's staff at UNLV in 2004-05.



### **MCCOY EARNS NATIONAL RECOGNITION AFTER FIRST GAME**

After recording game highs of 25 points and 18 rebounds in his Runnin' Rebel debut, Sports Illustrated named him the top freshman performer of the season's opening weekend. What may be even more impressive, is he turned in that performance in just 23 minutes of action. He was recently named one of the nation's top five freshman by CBS.

### **HIGHLY RANKED RECRUITING CLASS**

The UNLV men's basketball coaching staff attracted a highly ranked recruiting class for the 2017-18 season. Led by McDonald's High School All-American Brandon McCoy and National Junior College Player of the Year Shakur Juiston, the class has been ranked as high as No. 12 in the country.

### **PRESEASON MOUNTAIN WEST FRESHMAN OF THE YEAR**

In October at the league's media day in Las Vegas, UNLV's Brandon McCoy was named the Preseason Mountain West Freshman of the Year. He was UNLV's first such honoree since Stephen Zimmerman Jr., was recognized in 2015.

### **NEW COURT AND NEW UNIFORMS**

The Runnin' Rebels have debuted new uniforms and a new court this season. The home white uniforms feature the words "Runnin' Rebels," while the court has a silhouette of the world famous Las Vegas Strip skyline for the first time.

### **"3-POINT GOAL..." - 1,034 STRAIGHT GAMES**

UNLV and Kentucky traded off during the 2016-17 season owning the NCAA record for most consecutive games scoring at least one 3-pointer. Since the 3-point field goal was adopted by the NCAA in 1986-87, UNLV has converted at least one 3-pointer in all 1,034 games played. Kentucky is the NCAA leader with 1,041 straight games.

### **AT THE THOMAS & MACK CENTER**

The 2017-18 season marks the 35th year of Runnin' Rebel basketball in the Thomas & Mack Center. UNLV has posted an all-time record of 477-116 (.804) in the arena since it opened in 1983.

### **FIFTH-WINNINGEST PROGRAM EVER**

With an all-time record of 1,225-530 (.698) against four-year American institutions entering the 2017-18 season, UNLV ranked as the fifth-winningest program by percentage in NCAA Division I history (min. 25 years in Div. I). Kentucky's record of 2,237-688-1 (.765) placed the Wildcats as the all-time leader. The only other schools ahead of UNLV: North Carolina (.739), Kansas (.725), Duke (.708).

### **TICKETS**

Tickets are on sale now and may be purchased online at [UNLVtickets.com](http://UNLVtickets.com), on the phone at 702-739-FANS (3267) and in person at the Thomas & Mack Center Box Office.

### **FANTASTIC 7 – ENHANCEMENT TO THE GAMEDAY EXPERIENCE FOR FANS**

After conducting fan surveys, UNLV Athletics announced the FANTastic 7 – seven initiatives that will be implemented over the course of the 2017-18 season to enhance the gameday experience at the Thomas & Mack Center. To view the complete list, please visit [UNLVRebels.com/FANTastic7mbb](http://UNLVRebels.com/FANTastic7mbb)

### **THE MARVIN MENZIES RADIO SHOW**

The Marvin Menzies Radio Show airs live on ESPN Radio 1100 AM/100.9 FM from 6-7 p.m. on select weekdays. The show originates from Bailiwick at The Orleans Hotel & Casino in Las Vegas. Hosted by Jon Sandler, UNLV Sports Properties' play-by-play voice of the Runnin' Rebels, the show features UNLV men's basketball head coach Marvin Menzies. Former Runnin' Rebel legend and men's basketball radio analyst Robert Smith is also part of the show. In addition, guests will be featured frequently and include Runnin' Rebel assistant coaches and student-athletes. The show may also be heard live online through TuneIn, off a link at [UNLVRebels.com](http://UNLVRebels.com) (under multimedia) and through the new UNLV Gameday app. Fans are encouraged to attend the show in person, but for those that can't make it questions may be tweeted to @UNLVonTheRadio. The season's final show will be held Thursday, March 1.

### **REBZONE TV SHOW ON FOX 5**

Now in its fifth season, KVVU FOX5 is the home of the official UNLV television coach's show. Sports Director Kevin Bolinger joins UNLV head coach Marvin Menzies in the studio Sundays during the season for a unique half-hour of game reviews, previews and program features. The award-winning "RebZone Sports Show" airs Sundays nights at 11 p.m. exclusively on FOX5 following FOX5 News at 10 p.m. Weekend Edition and FOX5 SportsPlus. The show is also available on an archived basis on UNLV Athletics' YouTube channel.

### **60TH YEAR OF UNLV MEN'S BASKETBALL**

The 2017-18 year marks the 60th season of Runnin' Rebel basketball at UNLV. Since the program's inception in 1958-59, the Runnin' Rebels have posted an all-time record of 1,270-549 (.698).

### **A WINNING PROGRAM**

UNLV has finished the season with a winning percentage above .500, 54 times in its 59-year history.

### **NBA DRAFT PICKS - LAST FIVE YEARS**

UNLV has had four NBA Draft picks over the last five seasons: Anthony Bennett (No. 1 overall in 2013 by the Cleveland Cavaliers), Rashad Vaughn (No. 17 overall in 2015 by the Milwaukee Bucks), Patrick McCaw (No. 38 overall in 2016 by the Golden State Warriors) and Stephen Zimmerman Jr. (No. 41 overall in 2016 by the Orlando Magic).

### **FOUR RUNNIN' REBELS IN THE NBA**

There are four former Runnin' Rebels currently on NBA rosters: Khem Birch (Orlando Magic), Derrick Jones Jr. (Miami Heat), Patrick McCaw (Golden State Warriors) and Rashad Vaughn (Orlando Magic). McCaw won the NBA Championship as a rookie in 2017.





**Back Row (L to R):** Senior Director of Basketball Administration & Alumni Relations Christin Hinton, Athletic Trainer Bryan Lindl, Academic Support Counselor Connor Robinson, Director of Player Personnel Aerick Sanders, Program Assistant Brandon Jenkins, Director of Strength & Conditioning Jason Kabo, Nick Blair, Graduate Manager Ameer Bahhur, Cheikh Mbacke Diong, Assistant Coach Eric Brown, Cheickna Dembele, Head Coach Marvin Menzies, Brandon McCoy, Special Assistant to the Head Coach Keith Brown, Djordjije Slijvancanin, Assistant Coach Andre LaFleur, Shakur Juiston, Director of Basketball Operations Preston Laird, Administrative Assistant Joe Uhl, Video Coordinator Tim Daniels, Equipment Manager Chris Nelson, Executive Assistant to the Head Coach Sara Seronko. **Front Row (L to R):** Student Manager Alex McIver, Student Manager Jimmie Flores, Jay Green, Kris Clyburn, Noah Robotham, Jordan Johnson, Jovan Mooring, Amauri Hardy, Anthony Smith, Ben Coupet Jr., Student Manager Brendan Orphan, Student Manager Quentin Turner. (not pictured: Assistant Coach Rob Jeter, Tervell Beck)

## 2017-18 UNLV RUNNIN' REBEL ROSTER

No.	Name	Pos.	Ht.	Wt.	Cl.	Exp.	Hometown (Previous School)
14	Tervell Beck	F	6-7	230	Fr.	HS	Cleveland, Ohio (OnPoint Academy)
20	Nick Blair *	F	6-5	205	Jr.	TR	Las Vegas, Nev. (Idaho)
1	Kris Clyburn	G	6-6	175	Jr.	1L-JC	Detroit, Mich. (Ranger College)
13	Ben Coupet Jr.	F	6-7	185	So.	1L	Chicago, Ill. (Simeon Career Academy)
11	Cheickna Dembele	F	6-11	235	So.	1L	Mali, Africa (Scotland Performance Institute)
34	Cheikh Mbacke Diong	F	6-11	215	Fr.	HS	Senegal, Africa (Florida Prep)
0	Jay Green	G	6-5	200	Fr.	HS	Sydney, Australia (Hillcrest Prep)
3	Amauri Hardy	G	6-2	185	Fr.	HS	Detroit, Mich. (North Farmington HS)
24	Jordan Johnson	G	5-11	175	Sr.	RS-TR	Waukegan, Ill. (Milwaukee)
10	Shakur Juiston	F	6-7	225	Jr.	JC	Newark, N.J. (Hutchinson Community College)
44	Brandon McCoy	F	7-0	250	Fr.	HS	Chicago, Ill. (Cathedral Catholic HS)
30	Jovan Mooring	G	6-2	190	Sr.	1L-JC	Chicago, Ill. (South Suburban College)
5	Noah Robotham **	G	6-1	170	Sr.	TR	Las Vegas, Nev. (Akron)
12	Djordjije Slijvancanin	F	6-10	230	So.	1L	Belgrade, Serbia (IMG Academy)
2	Anthony Smith	F	6-4	190	Jr.	JC	Sacramento, Calif. (Feather River College)

\* Must sit out the 2017-18 season (redshirt) after transferring from Idaho. Will be a junior in 2018-19.

\*\* Must sit out the 2017-18 season (redshirt) after transferring from Akron. Will be a senior in 2018-19.

<b>Head Coach:</b>	Marvin Menzies (UCLA '87, 2nd season)
<b>Assistant Coaches:</b>	Andre LaFleur (Northeastern '87, 2nd season)
	Rob Jeter (Wisconsin-Platteville '91, 2nd season)
	Eric Brown (Cal State Northridge '98, 2nd season)
<b>Special Assistant to the Head Coach:</b>	Keith Brown (Pacific '78, 2nd season)
<b>Director of Basketball Operations:</b>	Preston Laird (Memphis '12, 2nd season)
<b>Director of Player Personnel:</b>	Aerick Sanders (San Diego State '05, 1st season)
<b>Video Coordinator:</b>	Tim Daniels (Ohio State '12, 2nd season)
<b>Sr. Director of Basketball Administration &amp; Alumni Relations:</b>	Christin Hinton (UNLV '10, 9th season)
<b>Executive Assistant to the Head Coach:</b>	Sara Seronko (Saginaw Valley St. '14, 1st season)
<b>Program Assistant:</b>	Brandon Jenkins (Louisville '07, 1st season)

## SQUAD BREAKDOWN

**Letterwinners Returning (5):** Kris Clyburn, Ben Coupet Jr., Cheickna Dembele, Jovan Mooring, Djordjije Slijvancanin  
**Letterwinners Lost (9):** Jaylan Ballou, Troy Baxter Jr., Larry Bush, Tyrell Green, Christian Jones, Dwayne Morgan, Zion Morgan, Uche Ofoegbu, Jalen Poyser

**Starters Returning (1):** Clyburn  
**Starters Lost (4):** Green, Jones, Ofoegbu, Poyser  
**Newcomers (10):** Tervell Beck, Nick Blair \*, Cheikh Mbacke Diong, Jay Green, Amauri Hardy, Jordan Johnson, Shakur Juiston, Brandon McCoy, Noah Robotham \*\*, Anthony Smith

**Seniors (3):** Johnson, Mooring, Robotham \*\*  
**Juniors (4):** Blair \*, Clyburn, Juiston, Smith  
**Sophomores (3):** Coupet Jr., Dembele, Slijvancanin  
**Freshmen (5):** Beck, Diong, Green, Hardy, McCoy  
**Guards (6):** Clyburn, Green, Hardy, Johnson, Mooring, Robotham \*\*  
**Forwards (9):** Beck, Blair \*, Coupet Jr., Dembele, Diong, Juiston, McCoy, Slijvancanin, Smith

## NUMERICAL ROSTER

0	Jay Green	
1	Kris Clyburn	
2	Anthony Smith	
3	Amauri Hardy	uh-MAHR-ree
5	Noah Robotham **	roe-BAWH-thum
10	Shakur Juiston	shuh-COOR JUICE-ton
11	Cheickna Dembele	SHECK-nuh dem-BEH-lay
12	Djordjije Slijvancanin	GEORGE-y slih-VAUNCH-en-in
13	Ben Coupet Jr.	coo-PET
14	Tervell Beck	ture-VELL
20	Nick Blair *	
24	Jordan Johnson	
30	Jovan Mooring	JOE-vaughn MORE-ing
34	Cheikh Mbacke Diong	SHEH em-BAWK-ay JONG
44	Brandon McCoy	

## PRONOUNCED

## BY STATE/COUNTRY

<b>AFRICA (2)</b>	<b>ILLINOIS (4)</b>	<b>NEW JERSEY (1)</b>
Dembele	Coupet Jr.	Juiston
Diong	Johnson	
	McCoy	<b>OHIO (1)</b>
<b>AUSTRALIA (1)</b>	Mooring	Beck
Green		
	<b>MICHIGAN (2)</b>	<b>SERBIA (1)</b>
<b>CALIFORNIA (1)</b>	Clyburn	Slijvancanin
Smith	Hardy	
	<b>NEVADA (2)</b>	
	Blair *	
	Robotham **	

## BY HEIGHT

<b>5-11:</b> Johnson	<b>6-7:</b> Beck, Coupet Jr., Juiston
<b>6-1:</b> Robotham **	<b>6-10:</b> Slijvancanin
<b>6-2:</b> Hardy, Mooring	<b>6-11:</b> Dembele, Diong
<b>6-4:</b> Smith	<b>7-0:</b> McCoy
<b>6-5:</b> Blair *, Green	
<b>6-6:</b> Clyburn	



14

**TERVELL  
BECK**

F, 6-7, 230, Fr.  
Cleveland, Ohio


20

**NICK  
BLAIR**

F, 6-5, 205, Jr.  
Las Vegas, Nev.


1

**KRIS  
CLYBURN**

G, 6-6, 175, Jr.  
Detroit, Mich.


13

**BEN  
COUPET JR.**

F, 6-7, 185, So.  
Chicago, Ill.


11

**CHEICKNA  
DEMBELE**

F, 6-11, 235, So.  
Mali, Africa


34

**CHEIKH MBACKE  
DIONG**

F, 6-11, 215, Fr.  
Senegal, Africa


0

**JAY  
GREEN**

G, 6-5, 200, Fr.  
Sydney, Australia


3

**AMAURI  
HARDY**

G, 6-2, 185, Fr.  
Detroit, Mich.


24

**JORDAN  
JOHNSON**

G, 5-11, 175, Sr.  
Waukegan, Ill.



10

**SHAKUR  
JUISTON**

F, 6-7, 225, Jr.  
Newark, N.J.


44

**BRANDON  
MCCOY**

F, 7-0, 250, Fr.  
Chicago, Ill.


30

**JOVAN  
MOORING**

G, 6-2, 190, Sr.  
Chicago, Ill.


5

**NOAH  
ROBOTHAM**

G, 6-1, 170, Sr.  
Las Vegas, Nev.


12

**DJORDJIJE  
SLJIVANCANIN**

F, 6-10, 230, So.  
Belgrade, Serbia


2

**ANTHONY  
SMITH**

F, 6-4, 190, Jr.  
Sacramento, Calif.

**MARVIN MENZIES**

Head Coach  
2nd Season

**ANDRE LaFLEUR**

Assistant Coach  
2nd Season

**ROB JETER**

Assistant Coach  
2nd Season

**ERIC BROWN**

Assistant Coach  
2nd Season

**KEITH BROWN**

Spec. Asst. to the Head Coach  
2nd Season





**Official Basketball Box Score -- Game Totals -- Final Statistics**  
**Alaska vs UNLV**  
**11/03/17 7:00 PM at Tarkanian Court, Thomas & Mack Center**

**Alaska 73 • 0-0**

#	Player	Total		3-Ptr		Rebounds		PF	TP	A	TO	Bk	Stl	Min
		FG-FGA	FT-FTA	FG-FGA	FT-FTA	Off	Def							
11	Mitchell, Amenofis	6-11	1-3	0-0	0 0 0	3	13	1	0	0	1	22		
21	Baham, Alex	3-9	1-5	0-0	0 1 1	2	7	0	3	0	0	24		
35	Lendway, Joe	4-7	1-2	0-0	5 2 7	5	9	3	1	1	0	23		
40	Kluting, Michael	4-12	2-7	0-0	1 5 6	3	10	0	3	1	1	28		
22	Kimble, Davis	4-11	1-6	0-0	1 0 1	3	9	3	5	0	1	17		
03	McCullough, Jalon	4-6	3-5	0-0	0 1 1	2	11	3	2	0	1	23		
10	Carroll, Tawuan	2-7	0-0	2-2	4 2 6	1	6	2	0	1	0	16		
12	Hatch, Zach	1-2	1-2	0-0	0 0 0	0	3	0	0	0	0	10		
13	Carlos, Salvador	0-0	0-0	0-0	0 0 0	0	0	0	0	0	0	5		
20	Wildner, LaDonavan	1-5	0-0	0-0	1 0 1	2	2	0	0	0	0	9		
31	Eisenhut, Tre	0-0	0-0	0-0	0 0 0	0	0	0	0	0	0	4		
34	Lootens, Dalton	1-7	1-4	0-0	1 7 8	2	3	0	0	0	0	19		
Team		2	2	4										
Totals		30-77	11-34	2-2	15 20 35	23	73	12	14	3	4	200		

FG % 1st Half: 15-38 39.5% 2nd half: 15-39 38.5% Game: 30-77 39.0%  
 3FG % 1st Half: 7-19 36.8% 2nd half: 4-15 26.7% Game: 11-34 32.4%  
 FT % 1st Half: 0-0 0.0% 2nd half: 2-2 100.0% Game: 2-2 100.0%

Deadball  
Rebounds  
0

**UNLV 97 • 0-0**

#	Player	Total		3-Ptr		Rebounds		PF	TP	A	TO	Bk	Stl	Min
		FG-FGA	FT-FTA	FG-FGA	FT-FTA	Off	Def							
10	JUISTON, Shakur	9-11	0-0	6-7	1 6 7	1	24	2	2	0	0	29		
11	DEMBELE, Cheickna	3-5	0-0	1-6	1 3 4	1	7	2	2	0	0	23		
01	CLYBURN, Kris	0-4	0-2	0-0	1 4 5	0	0	1	0	0	0	23		
24	JOHNSON, Jordan	6-8	2-3	1-2	0 3 3	0	15	3	2	0	1	30		
30	MOORING, Jovan	6-11	2-4	2-3	0 4 4	2	16	3	5	0	0	28		
00	GREEN, Jay	0-1	0-0	0-2	0 0 0	0	0	1	0	0	1	7		
02	SMITH, Anthony	2-3	1-1	2-2	1 2 3	3	7	2	1	1	1	15		
03	HARDY, Amauri	4-6	1-2	1-2	0 2 2	0	10	2	1	0	0	17		
14	BECK, Tervell	4-5	1-1	0-0	0 0 0	1	9	0	0	0	1	9		
34	DIONG, Cheikh Mbacke	3-6	0-0	3-4	3 5 8	1	9	3	0	3	2	19		
Team		1	3	4										
Totals		37-60	7-13	16-28	8 32 40	9	97	19	13	4	6	200		

FG % 1st Half: 15-28 53.6% 2nd half: 22-32 68.8% Game: 37-60 61.7%  
 3FG % 1st Half: 2-6 33.3% 2nd half: 5-7 71.4% Game: 7-13 53.8%  
 FT % 1st Half: 10-18 55.6% 2nd half: 6-10 60.0% Game: 16-28 57.1%

Deadball  
Rebounds  
7

Officials: Shawn Lehigh, Deldre Carr, Ruben Ramos  
 Technical fouls: Alaska-None. UNLV-None.  
 Attendance: 7974  
 Exhibition game

Score by periods	1st	2nd	Total
Alaska	37	36	73
UNLV	42	55	97

Last FG - M. UAF 2nd-00:25, UNLV 2nd-00:48.  
 Largest lead - M. UAF by 8 1st-07:46, UNLV by 26 2nd-00:48.  
 M. UAF led for 09:59, UNLV led for 26:52. Game was tied for 03:09.

	In	Off	2nd	Fast	Bench
Points	30	11	12	2	25
M. UAF	50	27	12	14	35
UNLV					

Score tied - 5 times.  
 Lead changed - 6 times.

**NOTES:**

- Led by junior forward Shakur Juiston's game-high 24 points, the UNLV men's basketball team defeated Alaska Fairbanks 97-73 in its only exhibition game of the season Nov. 3 at the Thomas & Mack Center.
- Three other Runnin' Rebels scored in double figures - senior guard Jovan Mooring (16), senior guard Jordan Johnson (15) and freshman guard Amauri Hardy (10). Freshman forward Cheikh Mbacke Diong added nine points and a game-high eight rebounds, while Juiston added seven boards.
- The Nanooks were led by Amenofis Mitchell's 13 points.
- THE TURNING POINT: UNLV used a 16-0 run over more than five minutes in the first half to take a 40-32 lead. The Runnin' Rebels closed the first half outscoring UAF 18-5. Another 16-0 run in the second half made the score 62-46 in favor of UNLV.
- STATS OF THE GAME: UNLV shot 61.7 percent from the field (37 of 60) and 53.8 percent from 3-point range (7 of 13).
- RUNNIN' REBEL OF THE GAME: Juiston led all scorers, shooting 9 of 11 from the field and 6 of 7 from the free-throw line.
- QUOTABLE: "I was glad the game unfolded the way it did. There were some good lessons in the first half when the guys were really struggling to guard their 3-point shot. Our players did a good job of paying attention to the details that we gave them at halftime. They came out and executed a lot better in the second half." - UNLV Head Coach Marvin Menzies
- UNLV has won all three of its exhibition games under Coach Menzies. Last year the squad beat Dakota Wesleyan 96-80 and New Mexico Highlands 92-66.
- McDonald's High School All-American Brandon McCoy was not in uniform because of a minor injury.
- UAF made six of its first 10 3-point attempts, then missed nine straight.
- UNLV shot 28 free throws to UAF's two.
- UNLV outscored the Nanooks 50-30 in the paint and scored 27 points off Alaska's 14 turnovers.
- The Runnin' Rebels led 14-2 in fast-break points.

**Official Basketball Box Score -- Game Totals -- Final Statistics**  
**Florida A&M vs UNLV**  
**11/11/17 7:00 PM at Tarkanian Court, Thomas & Mack Center**

**Florida A&M 66 • 0-2**

#	Player	Total		3-Ptr		Rebounds		PF	TP	A	TO	Bk	Stl	Min
		FG-FGA	FT-FTA	FG-FGA	FT-FTA	Off	Def							
00	WILLIAMS, Desmond	9-21	1-3	2-2	3 4 7	4	21	0	2	0	2	39		
34	MARTIN, Isaiah	8-10	0-0	4-4	7 3 10	4	20	3	0	2	0	25		
04	MAYES, Elijah	0-4	0-0	0-0	1 0 1	0	0	0	0	0	0	10		
20	MYLES, Brendon	0-2	0-0	0-0	0 0 0	1	0	1	2	0	0	12		
22	BARHAM, Marcus	3-16	2-8	3-4	1 2 3	1	11	1	2	1	1	30		
02	REAVES, Kamron	3-10	1-5	2-3	2 3 5	4	9	1	3	0	0	26		
03	BOWMAN, Craig	0-1	0-0	0-0	0 0 0	0	0	2	2	0	0	9		
05	CORE, Nasir	1-6	1-3	0-2	2 1 3	2	3	1	1	0	1	15		
11	HARRELL, Javonni	0-0	0-0	0-0	0 1 1	3	0	0	0	0	1	8		
17	RAVENEL, Justin	1-5	0-1	0-0	0 0 0	1	2	2	2	0	1	15		
23	MORAGNE, Bryce	0-0	0-0	0-0	0 0 0	0	0	1	0	0	0	4		
30	AUSTIN, Rashad	0-0	0-0	0-0	1 0 1	2	0	1	1	0	0	7		
Team		5	4	9										
Totals		25-75	5-20	11-15	22 18 40	22	66	13	16	3	6	200		

FG % 1st Half: 10-33 30.3% 2nd half: 15-42 35.7% Game: 25-75 33.3%  
 3FG % 1st Half: 4-10 40.0% 2nd half: 1-10 10.0% Game: 5-20 25.0%  
 FT % 1st Half: 3-6 50.0% 2nd half: 8-9 88.9% Game: 11-15 73.3%

Deadball  
Rebounds  
1

**UNLV 108 • 1-0**

#	Player	Total		3-Ptr		Rebounds		PF	TP	A	TO	Bk	Stl	Min
		FG-FGA	FT-FTA	FG-FGA	FT-FTA	Off	Def							
10	JUISTON, Shakur	9-11	0-0	1-1	2 8 10	1	19	3	2	1	1	25		
44	MCCOY, Brandon	11-19	0-0	3-4	9 9 18	1	25	3	1	2	0	23		
01	CLYBURN, Kris	0-4	0-2	0-0	0 3 3	1	0	0	3	0	1	17		
24	JOHNSON, Jordan	1-3	0-2	8-8	0 2 2	0	10	10	1	1	2	24		
30	MOORING, Jovan	7-10	5-8	2-2	0 3 3	2	21	4	1	0	1	24		
00	GREEN, Jay	1-1	0-0	0-0	0 0 0	0	3	2	0	1	0	8		
02	SMITH, Anthony	3-13	0-2	0-0	6 1 7	3	6	2	2	0	1	19		
03	HARDY, Amauri	3-6	1-3	1-2	0 1 1	1	8	4	0	0	1	27		
11	DEMBELE, Cheickna	0-0	0-0	1-2	1 1 2	1	1	1	1	2	1	11		
14	BECK, Tervell	5-7	1-1	2-3	2 0 2	3	13	0	0	0	0	12		
34	DIONG, Cheikh Mbacke	1-4	0-0	1-2	2 2 4	2	3	0	2	2	0	10		
Team		1	1	2										
Totals		41-78	7-18	19-24	23 31 54	18	108	27	14	8	8	200		

FG % 1st Half: 19-39 48.7% 2nd half: 22-39 56.4% Game: 41-78 52.6%  
 3FG % 1st Half: 5-13 38.5% 2nd half: 2-5 40.0% Game: 7-18 38.9%  
 FT % 1st Half: 13-16 81.3% 2nd half: 6-8 75.0% Game: 19-24 79.2%

Deadball  
Rebounds  
1

Officials: John Higgins, Steve Olson, Tom O'Neill  
 Technical fouls: Florida A&M-CORE, Nasir. UNLV-SMITH, Anthony.  
 Attendance: 9457  
 UNLV's Regular-Season Opener

Score by periods	1st	2nd	Total
Florida A&M	27	39	66
UNLV	56	52	108

Last FG - FAMU 2nd-00:16, UNLV 2nd-00:37.  
 Largest lead - FAMU None, UNLV by 49 2nd-04:11.  
 FAMU led for 00:00, UNLV led for 39:42. Game was tied for 00:18.

	In	Off	2nd	Fast	Bench
Points	26	13	29	0	14
FAMU	66	23	21	12	33
UNLV					

Score tied - 0 times.  
 Lead changed - 0 times.

**NOTES:**

- Three Runnin' Rebels recorded double-doubles as the UNLV men's basketball team defeated Florida A&M, 108-66, in its season opener Nov. 11 at the Thomas & Mack Center.
- Freshman forward Brandon McCoy had a double-double with almost three minutes left in the first half and finished with game highs of 25 points and 18 rebounds.
- Junior forward Shakur Juiston added 19 points and 10 rebounds, while senior guard Jordan Johnson had a game-high 10 assists with 10 points (just one turnover).
- Senior guard Jovan Mooring and freshman forward Tervell Beck were also in double figures in scoring with 21 and 13 points, respectively.
- The Rattlers were led by Desmond Williams' 21 points and Isaiah Martin's 20 points and 10 rebounds.
- FAST START: UNLV raced out to a 10-2 lead to start the game and increased the margin to 28-8 with just under nine minutes left in the first half. The Runnin' Rebels held a 56-27 lead at the half.
- 100 POINTS: UNLV scored 100 points for the first time since last season vs. Northern Arizona (110 points on Nov. 22, 2016).
- STAT OF THE GAME: UNLV outscored FAMU 66-26 in points in the paint.
- RUNNIN' REBEL OF THE GAME: In his debut, McCoy had 11 points and 12 rebounds by halftime. He finished the game 11 of 19 from the field, adding three assists and two blocks in just 23 minutes of action. His 18 rebounds were the most by a Runnin' Rebel since Patrick McCaw had 18 in 2015-16.
- UNLV has now made at least one 3-pointer in 1,007 straight games.
- Juiston was 9 of 11 from the field, while Mooring was 7 of 10 from the field and 5 of 8 from 3-point range. Beck was 5 of 7 from the field.
- As a team, UNLV shot 52.6 percent from the field.
- The Runnin' Rebels made 19 of 24 free throws (79.2 percent)
- Johnson made all eight of his free-throw attempts.
- Mooring had four assists and just one turnover.
- Freshman guard Amauri Hardy scored eight points, had four assists and no turnovers.
- UNLV scored 12 fast-break points and its bench outscored the Rattlers' 33-14.
- UNLV's largest lead was 49.





**Official Basketball Box Score -- Game Totals -- Final Statistics**  
**Prairie View A&M vs UNLV**  
**11/15/17 7:00 PM at Tarkanian Court, Thomas & Mack Center**

**Prairie View A&M 63 • 0-3**

#	Player	Total		3-Ptr		Rebounds		PF	TP	A	TO	Blk	Stl	Min
		FG-FGA	FT-FTA	FG-FGA	FT-FTA	Off	Def							
13	Iwin Ellis	f	0-0	0-0	0-0	0	1	3	0	0	1	0	1	10
14	Zachary Hamilton	f	7-13	1-5	0-1	2	4	6	4	15	0	7	1	26
21	Shay'Rone Jett	f	1-3	0-1	0-0	2	1	3	1	2	1	0	0	19
00	Troy Thompson	g	0-5	0-1	0-0	1	1	2	0	0	0	1	0	11
03	Gary Blackston	g	4-12	0-2	4-4	0	1	1	4	12	1	3	1	15
01	Keion Alexander		1-1	0-0	0-0	1	1	2	4	2	1	0	1	5
04	Juan Hood		0-1	0-0	0-0	0	0	0	0	0	1	0	0	5
10	Isaih Hood		2-2	0-0	1-1	1	1	2	3	5	0	1	0	9
11	Dennis Jones		1-12	1-2	5-6	1	2	3	2	8	1	4	0	30
12	J.D. Wallace		0-3	0-0	1-2	2	3	5	4	1	1	1	1	21
22	Shaquille Preston		3-8	0-1	4-5	2	4	6	2	10	1	1	2	23
24	Jordan Lumpkins		0-1	0-0	0-0	0	1	1	1	0	0	1	0	3
30	Austin Starr		2-7	2-6	2-2	1	1	2	4	8	0	1	0	23
Team						2	4	6						
Totals			21-68	4-18	17-21	15	25	40	32	63	7	21	6	200
FG % 1st Half: 14-35 40.0%		2nd half: 7-33 21.2%		Game: 21-68 30.9%		Deadball		Rebounds		2				
3FG % 1st Half: 3-9 33.3%		2nd half: 1-9 11.1%		Game: 4-18 22.2%										
FT % 1st Half: 10-11 90.9%		2nd half: 7-10 70.0%		Game: 17-21 81.0%										

**UNLV 98 • 2-0**

#	Player	Total		3-Ptr		Rebounds		PF	TP	A	TO	Blk	Stl	Min
		FG-FGA	FT-FTA	FG-FGA	FT-FTA	Off	Def							
10	JUISTON, Shakur	f	6-7	0-0	1-3	4	8	12	1	13	1	1	1	24
44	MCCOY, Brandon	f	7-12	0-0	1-7	4	7	11	2	15	0	4	1	21
01	CLYBURN, Kris	g	3-8	0-3	1-2	2	2	4	1	7	0	0	1	18
24	JOHNSON, Jordan	g	4-8	3-6	5-7	0	1	1	3	16	9	2	0	29
30	MOORING, Jovan	g	2-9	1-4	6-6	2	2	4	3	11	6	2	0	26
00	GREEN, Jay		0-2	0-0	0-0	0	0	0	1	0	0	2	0	1
02	SMITH, Anthony		8-10	1-3	0-0	3	4	7	3	17	0	3	0	21
03	HARDY, Amauri		2-4	0-2	1-2	0	4	4	3	5	2	3	0	21
11	DEMBELE, Cheickna		2-5	0-0	0-2	4	1	5	1	4	1	1	2	13
14	BECK, Tervell		3-6	0-0	3-8	0	1	1	0	9	0	0	0	10
34	DIONG, Cheikh Mbacke		0-0	0-0	1-1	0	1	1	2	1	0	0	2	11
Team						2	3	5						
Totals			37-71	5-18	19-38	21	34	55	20	98	19	18	6	200
FG % 1st Half: 23-40 57.5%		2nd half: 14-31 45.2%		Game: 37-71 52.1%		Deadball		Rebounds		7				
3FG % 1st Half: 5-15 33.3%		2nd half: 0-3 0.0%		Game: 5-18 27.8%										
FT % 1st Half: 4-12 33.3%		2nd half: 15-26 57.7%		Game: 19-38 50.0%										

Officials: Tommy Nunez, Marques Pettigrew, D.G. Nelson  
Technical fouls: Prairie View A&M-None, UNLV-None.  
Attendance: 8078

Score by periods	1st	2nd	Total
Prairie View A&M	41	22	63
UNLV	55	43	98

Last FG - PV 2nd-00:28, UNLV 2nd-00:16.  
Largest lead - PV None, UNLV by 39 2nd-03:14.  
PV led for 00:00. UNLV led for 39:13. Game was tied for 00:47.

Score tied - 0 times.  
Lead changed - 0 times.

**NOTES:**

- Two Runnin' Rebels recorded double-doubles and another three scored in double figures as the UNLV men's basketball team (2-0) defeated Prairie View A&M, 98-63, Nov. 15 at the Thomas & Mack Center.
- Freshman forward Brandon McCoy and junior forward Shakur Juiston both recorded their second straight double-doubles in points and rebounds. McCoy had 15 and 11, while Juiston had 13 and 12, respectively. Junior forward Anthony Smith scored a game-high 17 points, senior guard Jordan Johnson added 16 points with nine assists (just two turn-overs) and senior guard Jovan Mooring contributed 11 points and six assists.
- Juiston was 6 of 7 from the field, McCoy was 7 of 12 and Smith was 8 of 10. As a team, UNLV shot 52.1 percent.
- Prairie View A&M (0-3) was led by Zachary Hamilton's 15 points.
- ANOTHER FAST START: UNLV raced out to an 11-0 lead to start the game. The Runnin' Rebels didn't allow the Panthers to score for the first five-plus minutes of the game.
- BIG RUN: UNLV used a 22-2 run during the second half to take an 81-46 lead with just over nine minutes to play.
- STAT OF THE GAME: UNLV outscored Prairie View A&M on fast-break points, 23-4.
- RUNNIN' REBEL OF THE GAME: Anthony Smith was 8 of 10 from the field and led all scorers with 17 points. He also grabbed seven rebounds and had two steals in 21 minutes of action.
- QUOTABLE: "Another good win. I'm impressed with our effort. Obviously some blemishes in some areas where we need to get some consistency. But we will turn around and get right back after it against a very good team on Friday." - UNLV Head Coach Marvin Menzies
- UNLV has now made at least one 3-pointer in 1,008 straight games.
- The Runnin' Rebels held PVAMU to just 30.9 percent from the field, including 21.2 percent in the second half.
- UNLV outscored PVAMU in the paint, 60-24.
- The Runnin' Rebels held the Panthers to just 22 second-half points after allowing them to score 41 in the first half.
- UNLV led by as many as 39 points in the game.
- The Runnin' Rebels held a 14-point lead at halftime, 55-41.
- UNLV scored 32 points off 21 PVAMU turnovers.
- This game was part of the preliminary rounds of the MGM Resorts Main Event tournament. The heavyweight rounds will be played at T-Mobile Arena.

**Official Basketball Box Score -- Game Totals -- Final Statistics**  
**Eastern Washington vs UNLV**  
**11/17/17 7:00 PM at Tarkanian Court, Thomas & Mack Center**

**Eastern Washington 76 • 2-2**

#	Player	Total		3-Ptr		Rebounds		PF	TP	A	TO	Blk	Stl	Min
		FG-FGA	FT-FTA	FG-FGA	FT-FTA	Off	Def							
14	PEATLING, Mason	f	2-5	0-0	3-4	3	3	6	5	7	0	1	1	26
32	BLIZNYUK, Bogdan	f	5-15	0-2	6-6	0	2	2	3	16	1	2	0	20
15	GRICIUNAS, Benas	c	4-12	0-2	0-0	1	6	7	2	8	0	0	1	22
04	WASHINGTON, Sir	g	2-8	0-2	4-5	3	0	3	4	8	0	1	0	22
13	VULIKIC, Luka	g	4-8	0-0	1-2	0	0	0	0	9	1	1	1	26
02	GIBSON, Ty		2-6	1-4	0-0	0	1	1	1	5	0	0	0	21
05	POLANCO, Richard		2-5	0-2	0-0	0	2	2	5	4	0	2	0	11
10	DAVISON, Jacob		3-7	0-0	5-6	1	2	3	4	11	0	0	0	14
11	PERRY, Jack		0-1	0-0	0-0	0	0	0	0	0	3	0	0	20
12	GIBB, Grant		1-1	1-1	0-0	0	1	1	0	3	0	0	0	3
20	BENZEL, Cody		0-0	0-0	0-0	0	1	1	0	0	1	0	0	3
34	HUNT, Jesse		2-3	1-1	0-0	0	3	3	4	5	0	1	0	12
Team						2	2	4						
Totals			27-71	3-14	19-23	10	23	33	28	76	6	8	3	200
FG % 1st Half: 17-36 47.2%		2nd half: 10-35 28.6%		Game: 27-71 38.0%		Deadball		Rebounds		3				
3FG % 1st Half: 2-6 33.3%		2nd half: 1-8 12.5%		Game: 3-14 21.4%										
FT % 1st Half: 3-4 75.0%		2nd half: 16-19 84.2%		Game: 19-23 82.6%										

**UNLV 91 • 3-0**

#	Player	Total		3-Ptr		Rebounds		PF	TP	A	TO	Blk	Stl	Min
		FG-FGA	FT-FTA	FG-FGA	FT-FTA	Off	Def							
10	JUISTON, Shakur	f	6-13	0-0	1-1	2	16	18	2	13	6	1	1	30
44	MCCOY, Brandon	f	7-12	0-0	3-5	3	5	8	2	17	1	4	0	25
01	CLYBURN, Kris	g	7-8	3-4	2-3	0	3	3	1	19	3	1	1	26
24	JOHNSON, Jordan	g	2-2	0-0	3-4	0	1	1	5	7	6	5	0	22
30	MOORING, Jovan	g	4-9	2-5	5-6	0	2	2	3	15	5	1	0	34
00	GREEN, Jay		0-0	0-0	1-2	0	0	0	2	1	0	0	0	2
02	SMITH, Anthony		2-3	0-1	0-0	0	1	1	2	4	1	0	0	17
03	HARDY, Amauri		2-4	1-2	2-3	0	2	2	1	7	0	0	0	19
11	DEMBELE, Cheickna		0-2	0-0	1-4	2	0	2	0	1	0	0	0	6
14	BECK, Tervell		1-2	0-0	4-5	1	1	2	1	6	0	2	1	14
34	DIONG, Cheikh Mbacke		0-2	0-0	1-2	1	2	3	3	1	0	1	0	5
Team						0	2	2						
Totals			31-57	6-12	23-35	9	35	44	22	91	22	15	3	200
FG % 1st Half: 14-27 51.9%		2nd half: 17-30 56.7%		Game: 31-57 54.4%		Deadball		Rebounds		6				
3FG % 1st Half: 3-7 42.9%		2nd half: 3-5 60.0%		Game: 6-12 50.0%										
FT % 1st Half: 14-18 77.8%		2nd half: 9-17 52.9%		Game: 23-35 65.7%										

Officials: Tony Padilla, Kevin Brill, Doran Gotschall  
Technical fouls: Eastern Washington-None, UNLV-None.  
Attendance: 8900

Score by periods	1st	2nd	Total
Eastern Washington	39	37	76
UNLV	45	46	91

Last FG - EWU 2nd-00:16, UNLV 2nd-02:45.  
Largest lead - EWU by 6 1st-07:05, UNLV by 25 2nd-03:55.  
EWU led for 11:07. UNLV led for 26:42. Game was tied for 02:11.

Points	In	Off	2nd	Fast	Bench
EWU	36	18	8	3	28
UNLV	40	14	6	13	20

Score tied - 3 times.  
Lead changed - 5 times.

**NOTES:**

- Four Runnin' Rebels scored in double figures led by junior guard Kris Clyburn's game-high and career-high 19 points as the UNLV men's basketball team (3-0) defeated Eastern Washington, 91-76, Nov. 17 at the Thomas & Mack Center.
- Freshman forward Brandon McCoy added 17 points and eight rebounds, senior guard Jovan Mooring scored 15 points and junior forward Shakur Juiston recorded his third double-double in as many games with 13 points and a game-high 18 rebounds. Juiston also dished out a game-high-tying six assists.
- EWU (2-2) was led by Bogdan Bliznyuk's 16 points.
- SHOOTING PERCENTAGE: UNLV shot over 50 percent for the game for the third time in as many games this season. The Runnin' Rebels were 31 of 57 from the floor vs. the Eagles for 54.4 percent.
- PERIMETER DEFENSE: The Runnin' Rebels held Eastern Washington to just 21.4 percent from 3-point range (3 of 14), including 12.5 percent (1 of 8) in the second half.
- STAT OF THE GAME: UNLV shot 56.7 percent (17 of 30) from the floor in the second half.
- RUNNIN' RE



**Official Basketball Box Score -- Game Totals -- Final Statistics**  
**Rice vs UNLV**  
**11/20/17 7:00 PM at T-Mobile Arena, Las Vegas, Nev.**

**Rice 68 • 1-3**

#	Player	Total		3-Ptr	Rebounds			PF	TP	A	TO	Blk	Stl	Min
		FG-FGA	FG-FGA		Off	Def	Tot							
00	CASHAW, Connor	* 5-15	0-2	3-4	0	4	4	1	13	2	2	0	2	30
03	ADAMS, Ako	* 3-8	1-4	0-2	1	2	3	3	7	3	3	0	0	24
10	MARTIN, Robert	* 4-11	1-3	5-5	0	2	2	2	14	0	4	0	1	21
15	MENCY, Bishop	* 0-3	0-1	0-0	1	0	1	3	0	0	0	0	0	17
30	MEYER, Austin	* 0-0	0-0	0-0	2	0	2	4	0	0	1	1	0	9
02	LAPRAY, A.J.	6-12	3-6	0-0	2	2	4	3	15	1	1	0	1	27
04	JONES, Dylan	0-3	0-0	0-0	0	0	0	2	0	1	0	0	0	10
11	LESTER, Miles	0-0	0-0	0-0	0	0	0	0	0	0	0	0	0	2
13	OSBORNE, Malik	2-4	0-1	0-0	5	4	9	1	4	0	1	2	1	25
14	HUNTER, Najja	3-7	0-0	0-0	0	2	2	0	6	3	0	0	0	16
35	HARRISON, Tim	3-10	3-8	0-0	0	1	1	1	9	0	1	0	0	19
Team					2	5	7							
Totals		26-73	8-25	8-11	13	22	35	20	68	10	13	3	5	200

FG % 1st Half: 10-33 30.3% 2nd half: 16-40 40.0% Game: 26-73 35.6% Deadball Rebounds 1  
 3FG % 1st Half: 2-10 20.0% 2nd half: 6-15 40.0% Game: 8-25 32.0%  
 FT % 1st Half: 2-4 50.0% 2nd half: 6-7 85.7% Game: 8-11 72.7%

**UNLV 95 • 4-0**

#	Player	Total		3-Ptr	Rebounds			PF	TP	A	TO	Blk	Stl	Min
		FG-FGA	FG-FGA		Off	Def	Tot							
01	CLYBURN, Kris	* 3-8	2-5	1-2	1	1	2	3	9	0	0	0	0	18
10	JUJISTON, Shakur	* 3-6	0-0	2-4	4	15	19	2	8	5	1	0	0	26
24	JOHNSON, Jordan	* 7-11	4-6	0-1	0	2	2	0	18	3	3	0	3	29
30	MOORING, Jovan	* 4-12	2-9	4-4	0	3	3	1	14	5	3	0	0	28
44	MCCOY, Brandon	* 7-11	0-0	9-10	2	8	10	1	23	0	3	1	1	23
00	GREEN, Jay	0-2	0-0	0-0	1	0	1	0	1	0	0	0	0	8
02	SMITH, Anthony	1-4	1-2	0-0	0	0	0	2	3	1	0	0	1	11
03	HARDY, Amauri	3-7	1-5	0-0	0	1	1	2	7	3	2	1	0	23
11	DEMBELE, Cheickna	0-0	0-0	0-0	0	0	0	0	0	1	1	0	0	11
14	BECK, Tervell	6-7	0-0	1-2	4	1	5	0	13	2	0	0	0	13
34	DIONG, Cheikh Mbacke	0-1	0-0	0-0	0	3	3	1	0	0	1	0	0	10
Team					3	2	5							
Totals		34-69	10-27	17-23	15	36	51	13	95	21	14	2	5	200

FG % 1st Half: 18-39 46.2% 2nd half: 16-30 53.3% Game: 34-69 49.3% Deadball Rebounds 4  
 3FG % 1st Half: 5-16 31.3% 2nd half: 5-11 45.5% Game: 10-27 37.0%  
 FT % 1st Half: 10-15 66.7% 2nd half: 7-8 87.5% Game: 17-23 73.9%

Officials: Tom O'Neill, Paul Janssen, Jose Carrion  
 Technical fouls: Rice-None. UNLV-None.  
 Attendance: 8107

Score by periods	1st	2nd	Total
Rice	24	44	68
UNLV	51	44	95

Last FG - RICE 2nd-00:45, UNLV 2nd-00:30.  
 Largest lead - RICE None, UNLV by 34 2nd-18:20.  
 RICE led for 00:00. UNLV led for 39:07. Game was tied for 00:33.

**Official Basketball Box Score -- Game Totals -- Final Statistics**  
**Utah vs UNLV**  
**11/22/17 9:30pm at T-Mobile Arena Las Vegas, NV**

**Utah 58 • 4-1**

#	Player	Total		3-Ptr	Rebounds			PF	TP	A	TO	Blk	Stl	Min
		FG-FGA	FG-FGA		Off	Def	Tot							
00	Barefield, Sedrick	* 1-8	0-5	0-0	1	1	2	3	2	2	4	0	1	27
01	Bibbins, Justin	* 3-11	0-5	2-2	1	2	3	4	8	4	1	0	3	26
13	Collette, David	* 4-8	0-1	1-1	1	1	2	3	9	0	1	0	0	19
21	Rawson, Tyler	* 2-4	2-4	4-7	1	2	3	0	10	2	0	1	0	27
30	Bealer, Gabe	* 1-3	0-0	0-0	0	0	0	0	2	0	0	0	0	11
02	Caldwell, Kolbe	1-2	0-1	0-0	0	0	0	1	2	0	1	0	0	9
03	Tillman, Donnie	5-10	0-1	4-4	4	7	11	2	14	0	1	0	0	27
05	Van Dyke, Parker	0-2	0-1	0-0	0	0	0	0	1	0	0	1	0	15
10	Connor, Jake	0-2	0-1	0-0	0	0	0	0	1	0	0	0	0	7
34	Johnson, Jayce	3-6	0-0	3-4	1	6	7	3	9	0	2	2	0	21
43	Joki, Jakub	0-0	0-0	0-0	0	0	0	0	0	0	0	0	0	1
50	Popoola, Christian	1-4	0-1	0-0	0	0	0	3	2	0	0	0	0	10
Team					1	1	2	1						
Totals		21-60	2-20	14-18	10	20	30	22	58	8	12	3	4	200

FG % 1st Half: 10-27 37.0% 2nd half: 11-33 33.3% Game: 21-60 35.0% Deadball Rebounds 1  
 3FG % 1st Half: 2-11 18.2% 2nd half: 0-9 0.0% Game: 2-20 10.0%  
 FT % 1st Half: 11-15 73.3% 2nd half: 3-3 100.0% Game: 14-18 77.8%

**UNLV 85 • 5-0**

#	Player	Total		3-Ptr	Rebounds			PF	TP	A	TO	Blk	Stl	Min
		FG-FGA	FG-FGA		Off	Def	Tot							
01	CLYBURN, Kris	* 3-8	1-3	0-0	2	6	8	1	7	1	0	0	1	27
10	JUJISTON, Shakur	* 2-4	0-0	0-2	1	2	3	4	4	2	2	1	1	22
24	JOHNSON, Jordan	* 8-13	1-3	3-4	0	3	3	1	20	6	3	0	0	38
30	MOORING, Jovan	* 6-14	3-7	4-5	0	4	4	3	19	2	2	0	1	35
44	MCCOY, Brandon	* 9-14	0-0	8-8	6	11	17	2	26	0	4	1	0	27
00	GREEN, Jay	1-1	0-0	0-0	0	0	0	1	2	0	0	0	0	2
02	SMITH, Anthony	0-0	0-0	0-0	0	0	0	0	0	0	0	0	0	1
11	HARDY, Amauri	0-2	0-1	2-2	1	0	1	2	2	2	1	0	0	11
13	DEMBELE, Cheickna	1-2	0-0	0-0	0	1	1	0	2	0	2	1	0	13
14	BECK, Tervell	1-4	0-2	1-2	2	1	3	4	3	0	1	0	0	15
34	DIONG, Cheikh Mbacke	0-0	0-0	0-0	0	1	1	3	0	0	0	0	0	9
Team					2	3	5							
Totals		31-62	5-16	18-23	14	32	46	21	85	13	15	3	3	200

FG % 1st Half: 15-31 48.4% 2nd half: 16-31 51.6% Game: 31-62 50.0% Deadball Rebounds 2  
 3FG % 1st Half: 3-9 33.3% 2nd half: 2-7 28.6% Game: 5-16 31.3%  
 FT % 1st Half: 10-12 83.3% 2nd half: 8-11 72.7% Game: 18-23 78.3%

Officials: Kelly Self, Zeltan Steed, Tommy Nunez  
 Technical fouls: Utah-TEAM. UNLV-None.  
 Attendance: 8424

Score by periods	1st	2nd	Total
Utah	33	25	58
UNLV	43	42	85

Last FG - UTAH 2nd-00:26, UNLV 2nd-00:49.  
 Largest lead - UTAH by 2 1st-19:36, UNLV by 29 2nd-01:24.  
 UTAH led for 01:52. UNLV led for 35:40. Game was tied for 02:28.

**NOTES:**

- Led by freshman forward Brandon McCoy's double-double of 26 points and 17 rebounds, the UNLV men's basketball team (5-0) continued its hot start with an 85-58 blowout win over Utah (4-1) Nov. 22 at T-Mobile Arena.
- McCoy earned MVP of the MGM Resorts Main Event tournament as the Runnin' Rebels won the championship.
- Senior guard Jordan Johnson added 20 points with six assists and senior guard Jovan Mooring was the other UNLV player to finish with double figures in scoring (19 points).
- Utah was led by Donnie Tillman's 14 points.
- BEST START TO A SEASON SINCE: At 5-0, UNLV is off to its best start in six years as it was also 5-0 after five games during the 2011-12 season.
- TURNING POINT: After leading by 10 points at the half (43-33), UNLV opened the second half with an 18-4 run to take a 61-37 lead with 14 minutes to go. UNLV led by as many as 29 in the contest.
- STAT OF THE GAME: After starting the game 0 for 6 from the field, Mooring made 6 of 8 shots the rest of the way. He also made a game-high three 3-pointers.
- RUNNIN' REBEL OF THE GAME: McCoy continued his red-hot start to the season by recording his fourth double-double in five outings. He was 9 of 14 from the field and made all eight of his free-throw attempts.
- QUOTEABLE: "Obviously a very good win. We executed well on both sides of the ball and I was happy the guys were able to put together two halves of the style of defense that we want to play. I thought they did an excellent job pressuring the ball and getting in the passing lanes and making it tough for guys to run their offense. That was a very good team we beat.
- "We need the fans to come out. That's what the big boys have, they have phenomenal home court advantages. You go and play in places like that with sold out houses, there are waiting lists to get season tickets at some places. Those environments, there is nothing like that. Those places recruit themselves and we have to get back that feeling. This is a group to maybe be the foundation to do that and be the first team to launch back towards that direction. I'm imploring the fans to come out every time I get a chance because I do think the city has a special product in these young men and I am hopeful and optimistic they will come out and see it." - UNLV Head Coach Marvin Menzies
- UNLV has now made at least one 3-pointer in 1,011 straight games.
- UNLV held Utah to just 25 second-half points.
- UNLV has won its five games this season by an average of 29.2 points per game.
- UNLV held Utah to just 10 percent 3-point shooting (2 of 20).
- UNLV shot at least 50 percent from the field for the fourth time this season.

**Official Basketball Box Score -- Game Totals -- Final Statistics**  
**Southern Utah vs UNLV**  
**11/25/17 7:00 PM at Tarkanian Court, Thomas & Mack Center****Southern Utah 82 • 2-3**

#	Player	Total		3-Ptr		Rebounds			PF	TP	A TO Blk Stl				Min
		FG-FGA	FT-FTA	FG-FGA	FT-FTA	Off	Def	Tot			A	TO	Blk	Stl	
10	CALLOWAY, Jacob	f	5-9	2-2	2-2	4	0	4	5	14	0	0	1	1	19
34	MUSOKO, Christian	c	2-4	0-0	0-0	1	0	1	2	4	0	1	0	0	14
02	BETTER, Brandon	g	4-15	2-9	0-0	0	2	2	4	10	2	2	0	2	36
12	COHEE, Jadon	g	10-19	1-3	3-4	0	4	4	4	24	5	3	0	1	40
14	MCCEE, James	g	3-4	1-2	0-1	0	1	1	5	7	1	1	0	3	24
01	JACKSON, Jamil		0-1	0-0	0-0	0	0	0	0	0	2	1	0	0	16
15	AYTES, Jamal		9-19	0-0	1-2	3	7	10	4	19	0	0	0	0	22
22	MADUNIC, Ivan		1-6	0-3	0-0	4	8	12	2	2	3	1	3	1	23
30	GRAVES, Elijah		0-0	0-0	0-0	0	1	1	0	0	0	0	0	0	1
33	JOHNSON, Matthew		1-1	0-0	0-0	0	0	0	1	2	0	2	0	1	5
Team						3	2	5							
Totals			35-78	6-19	6-9	15	25	40	27	82	13	11	4	9	200

FG % 1st Half: 15-38 39.5% 2nd half: 20-40 50.0% Game: 35-78 44.9% Deadball Rebounds 2  
3FG % 1st Half: 3-10 30.0% 2nd half: 3-9 33.3% Game: 6-19 31.6%  
FT % 1st Half: 5-6 83.3% 2nd half: 1-3 33.3% Game: 6-9 66.7%

**UNLV 101 • 6-0**

#	Player	Total		3-Ptr		Rebounds			PF	TP	A TO Blk Stl				Min
		FG-FGA	FT-FTA	FG-FGA	FT-FTA	Off	Def	Tot			A	TO	Blk	Stl	
44	MCCOY, Brandon	f	6-11	0-0	3-4	1	13	14	2	15	0	5	6	2	33
01	CLYBURN, Kris	g	3-8	2-5	4-7	4	0	4	2	12	3	1	1	1	27
10	JUJISTON, Shakur	g	10-15	0-0	2-6	6	10	16	3	22	1	1	0	2	35
24	JOHNSON, Jordan	g	7-11	2-3	8-9	1	0	1	2	24	14	5	0	1	38
30	MOORING, Jovan	g	5-10	1-3	1-1	0	1	1	0	12	4	0	0	2	30
02	SMITH, Anthony		2-3	1-2	0-0	1	2	3	3	5	2	0	0	0	12
03	HARDY, Amauri		2-5	1-3	0-0	0	0	0	0	5	1	0	0	1	13
11	DEMBELE, Cheickna		0-1	0-0	0-0	0	0	0	1	0	0	0	1	0	4
14	BECK, Tervell		2-4	0-1	2-3	0	0	0	1	6	0	0	0	0	5
34	DIONG, Cheikh Mbacke		0-0	0-0	0-0	0	0	0	0	0	0	0	0	0	3
Team						0	3	3							
Totals			37-68	7-17	20-30	13	29	42	14	101	25	12	8	9	200

FG % 1st Half: 18-37 48.6% 2nd half: 19-31 61.3% Game: 37-68 54.4% Deadball Rebounds 3  
3FG % 1st Half: 4-8 50.0% 2nd half: 3-9 33.3% Game: 7-17 41.2%  
FT % 1st Half: 10-13 76.9% 2nd half: 10-17 58.8% Game: 20-30 66.7%

Officials: Dick Cartmell, Glen Mayberry, Tom O'Neill

Technical fouls: Southern Utah-None. UNLV-None.

Attendance: 9543

Score by periods	1st	2nd	Total
Southern Utah	38	44	82
UNLV	50	51	101

Last FG - SUU 2nd-03:46, UNLV 2nd-01:42.  
Largest lead - SUU None, UNLV by 20 2nd-00:41.  
SUU led for 00:00. UNLV led for 39:07. Game was tied for 00:53.

Score tied - 1 time.  
Lead changed - 0 times.

**Official Basketball Box Score -- Game Totals -- Final Statistics**  
**UNLV vs Northern Iowa**  
**11/29/17 7:00 PM at Cedar Falls, Iowa (McLeod Center)****UNLV 68 • 6-1**

#	Player	Total		3-Ptr		Rebounds			PF	TP	A TO Blk Stl				Min
		FG-FGA	FT-FTA	FG-FGA	FT-FTA	Off	Def	Tot			A	TO	Blk	Stl	
01	CLYBURN, Kris	*	7-8	2-2	4-4	0	6	6	0	20	1	2	0	1	33
10	JUJISTON, Shakur	*	6-11	1-1	0-0	4	9	13	5	13	2	6	0	3	35
24	JOHNSON, Jordan	*	2-12	1-6	2-2	0	2	2	4	7	5	6	0	0	43
30	MOORING, Jovan	*	3-17	2-10	2-3	0	3	3	4	10	0	1	0	2	38
44	MCCOY, Brandon	*	4-5	0-0	1-3	0	7	7	4	9	0	2	1	0	30
02	SMITH, Anthony		0-0	0-0	0-0	1	0	1	2	0	0	0	0	0	10
03	HARDY, Amauri		1-3	0-0	0-0	1	0	1	0	2	1	0	0	0	11
11	DEMBELE, Cheickna		1-3	0-0	0-0	2	0	2	2	2	0	2	0	0	10
14	BECK, Tervell		1-2	1-1	0-0	0	3	3	0	3	1	0	0	0	11
34	DIONG, Cheikh Mbacke		1-1	0-0	0-0	1	2	3	1	2	0	1	2	0	4
Team						0	1	1							
Totals			26-62	7-20	9-12	9	33	42	22	68	10	20	3	6	225

FG % 1st Half: 11-24 45.8% 2nd half: 12-29 41.4% OT: 3-9 33.3% Game: 26-62 41.9% Deadball Rebounds 1  
3FG % 1st Half: 2-5 40.0% 2nd half: 4-11 36.4% OT: 1-4 25.0% Game: 7-20 35.0%  
FT % 1st Half: 5-7 71.4% 2nd half: 4-4 100.0 OT: 0-1 0.0% Game: 9-12 75.0%

**Northern Iowa 77 • 6-2**

#	Player	Total		3-Ptr		Rebounds			PF	TP	A TO Blk Stl				Min
		FG-FGA	FT-FTA	FG-FGA	FT-FTA	Off	Def	Tot			A	TO	Blk	Stl	
02	Carlson, Clint	*	10-22	0-1	3-4	2	5	7	1	23	1	2	0	3	41
04	Pickford, Tywhon	*	1-8	0-4	3-4	4	8	12	0	5	0	1	0	1	40
13	McCloud, Juwan	*	1-6	0-2	3-4	0	2	2	2	5	0	1	0	2	36
24	Brown, Isaiah	*	0-1	0-1	0-0	0	0	0	3	0	2	2	0	0	16
25	Koch, Bennett	*	10-19	0-0	10-13	2	5	7	2	30	1	1	1	3	32
03	Friedman, Ted		0-0	0-0	0-0	1	0	1	0	0	0	0	0	0	7
21	Rhodes, Hunter		3-3	1-1	0-0	0	2	2	0	7	0	0	0	2	9
30	Haldeman, Spencer		2-5	1-4	2-2	0	3	3	2	7	1	0	0	1	34
34	McDonnell, Luke		0-1	0-0	0-0	0	0	0	0	0	0	1	0	1	5
50	Phye, Austin		0-1	0-1	0-0	0	0	0	5	0	0	0	0	0	5
Team						0	4	4							
Totals			27-66	2-14	21-27	9	29	38	15	77	5	9	1	13	225

FG % 1st Half: 13-32 40.6% 2nd half: 10-28 35.7% OT: 4-6 66.7% Game: 27-66 40.9% Deadball Rebounds 3  
3FG % 1st Half: 2-8 25.0% 2nd half: 0-5 0.0% OT: 0-1 0.0% Game: 2-14 14.3%  
FT % 1st Half: 6-7 85.7% 2nd half: 7-10 70.0% OT: 8-10 80.0% Game: 21-27 77.8%

Officials: Verne Harris, Randy McCall, Larry Spaulding

Technical fouls: UNLV-None. Northern Iowa-None.

Attendance: 4546

Score by periods	1st	2nd	OT	Total
UNLV	29	32	7	68
Northern Iowa	34	27	16	77

Last FG - UNLV OT-00:14, UNI OT-01:09.  
Largest lead - UNLV by 4 2nd-03:46, UNI by 10 OT-00:43.  
UNLV led for 08:14. UNI led for 31:24. Game was tied for 05:22.

Score tied - 8 times.  
Lead changed - 7 times.

**NOTES:**

- Five Runnin' Rebels scored in double figures, including three with double-doubles, as the UNLV men's basketball team (6-0) defeated Southern Utah, 101-82, Nov. 25 at the Thomas & Mack Center.
- Senior guard Jordan Johnson scored a season-high 24 points (one shy of his career high) and dished out a season-high 14 assists (also one shy of his career high), junior forward Shakur Juiston scored a career-high 22 points and pulled down 16 rebounds, and freshman forward Brandon McCoy added 15 points, 14 rebounds and a career-high six blocked shots. Junior guard Kris Clyburn and senior guard Jovan Mooring each scored 12 points.
- Southern Utah (2-3) was led by Jadon Cohee's 24 points, while former Runnin' Rebel Jamal Aytes had a double-double with 19 points and 10 rebounds.
- BEST START TO A SEASON SINCE: At 6-0, UNLV is off to its best start in six years as it was also undefeated after six games during the 2011-12 season.
- TURNING POINT: UNLV led by 16 early in the second half, but the Thunderbirds cut their deficit to just one point at 65-64 with 10 minutes to play. An 8-0 UNLV run increased its lead to 10 points at 84-74 with just under six minutes to go. SUU cut it to five at 84-79, but UNLV outscored the Thunderbirds 17-3 the rest of the way.
- STAT OF THE GAME: UNLV had three players record double-doubles in the same game for the second time this season.
- RUNNIN' REBELS OF THE GAME: Juiston was 10 of 15 from the field, while Johnson was 7 of 11. Johnson also was 2 of 3 from 3-point range and 8 of 9 from the free-throw line.
- UNLV has now made at least one 3-pointer in 1,012 straight games.
- UNLV has scored at least 100 points in a game twice this season. It marks the first time UNLV has had more than one game of 100 points in two years (2015-16).
- Juiston has now had double figures in rebounding in five of six games and has had at least 16 rebounds in three games.
- This is Johnson's second game of the season with double figures in assists.
- McCoy has scored in double figures in all six games this season and has double-figure rebounds in five of six games. In addition, he has had at least 14 rebounds in three games.
- UNLV shot 54.4 percent from the field vs. SUU, which marked its fifth game this season shooting 50 percent or better.
- UNLV shot 61.3 percent from the field in the second half (19 of 31) vs. the Thunderbirds.

**NOTES:**

- The UNLV men's basketball team (6-1) suffered its first loss of the season, 77-68 in overtime, at Northern Iowa (6-2) on Nov. 29.
- The game was part of the Mountain West-Missouri Valley Challenge.
- With the score tied at 61 and the clock winding down in regulation, Runnin' Rebel senior guard Jordan Johnson drove the lane, but his floater was off the mark sending the game into overtime. UNLV was outscored 16-7 in the extra period.
- Three Runnin' Rebels scored in double figures, led by junior guard Kris Clyburn's 20 points on 7 of 8 shooting. Junior forward Shakur Juiston recorded his fifth double-double of the year with 13 points and 13 rebounds, while senior guard Jovan Mooring added 10 points.
- UNI was led by Bennett Koch's 30 points. He was 10 of 19 from the field and 10 of 13 from the free-throw line.
- FIRST GAME OUTSIDE OF LAS VEGAS: UNLV was 6-0 heading into Wednesday night's game, recording a 4-0 record in home games at the Thomas & Mack Center and 2-0 on a neutral floor (T-Mobile Arena in Las Vegas). The Runnin' Rebels, who were off to their best start in six years, played their first road game of the season at UNI.
- RUNNIN' REBEL OF THE GAME: In addition to Clyburn's 20 points on 87.5 percent shooting, he grabbed six rebounds. He made both of his 3-point tries and was also perfect from the free-throw line (4 of 4). He had to leave the game late after being injured on a drive to the basket.
- QUOTABLE: "Obviously disappointed, however inspired by our fight. I thought we played a really good team on their home floor and battled them until the end. We had our chances, but tonight wasn't the night. I feel bad for our guys, but I have to tip my hat to Northern Iowa. Their big boys were unreal, I think they could have played on any team in the country tonight. They were really, really good. Going forward, it is a great opportunity for our guys to learn from, doing their work early and getting in better position. We need our guys to have better shot selection and take care of the ball." - UNLV head coach Marvin Menzies.
- STAT OF THE GAME: UNLV committed a season-high 20 turnovers.
- UNLV has now made at least one 3-pointer in 1,013 straight games.
- Clyburn made the first seven shots he attempted.
- Juiston has now had double figures in rebounding in six of seven games and has had at least 13 rebounds four times.
- UNLV held Northern Iowa to just 2 of 14 on 3-pointers (14.3 percent).
- There were seven lead changes and eight ties during the game.



**Official Basketball Box Score -- Game Totals -- Final Statistics**  
**Arizona vs UNLV**  
**12/02/17 7:00 PM at Tarkanian Court, Thomas & Mack Center****Arizona 91 • 5-3**

#	Player	Total		3-Ptr		Rebounds			PF	TP	A TO Blk Stl				Min
		FG-FGA	FT-FTA	FG-FGA	FT-FTA	Off	Def	Tot			A	TO	Blk	Stl	
13	Ayton, Deandre	c	12-23	1-3	3-4	4	6	10	3	28	1	1	3	1	39
14	Ristic, Dusan	c	2-6	0-0	1-1	2	1	3	2	5	0	3	2	0	19
00	Jackson-Cartwright,P	g	5-10	2-4	0-0	0	2	2	3	12	3	2	0	2	42
05	Randolph, Brandon	g	3-3	2-2	0-0	0	1	1	0	8	1	1	0	0	15
35	Trier, Allonzo	g	10-19	1-6	8-9	1	4	5	3	29	2	2	2	1	43
03	Smith, Dylan		2-6	0-1	1-1	0	3	3	3	5	3	2	0	1	25
11	Lee, Ira		0-3	0-0	2-2	2	1	3	4	2	0	0	0	2	22
23	Barcello, Alex		0-4	0-2	0-0	1	1	2	1	0	1	0	0	0	8
24	Akot, Emmanuel		0-0	0-0	0-0	0	0	0	1	0	0	1	0	0	2
25	Pinder, Keanu		1-1	0-0	0-0	1	1	2	2	2	0	2	0	0	10
Team						3	3	6			2				
Totals			35-75	6-18	15-17	14	23	37	22	91	11	16	7	7	225
FG % 1st Half: 14-40		35.0%	2nd half: 18-29		62.1%	OT: 3-6		50.0%	Game: 35-75		46.7%	Deadball		Rebounds	
3FG % 1st Half: 1-11		9.1%	2nd half: 5-7		71.4%	OT: 0-0		0.0%	Game: 6-18		33.3%	Game: 15-17		88.2%	
FT % 1st Half: 1-1		100.0%	2nd half: 7-7		100.0%	OT: 7-9		77.8%	Game: 15-17		88.2%	Game: 15-17		88.2%	

**UNLV 88 • 6-2**

#	Player	Total		3-Ptr		Rebounds			PF	TP	A TO Blk Stl				Min
		FG-FGA	FT-FTA	FG-FGA	FT-FTA	Off	Def	Tot			A	TO	Blk	Stl	
10	JUISTON, Shakur	f	10-14	0-0	1-4	3	6	9	5	21	3	3	4	1	37
44	MCCOY, Brandon	f	13-17	1-1	6-6	3	7	10	4	33	0	6	0	1	37
01	CLYBURN, Kris	g	3-9	2-5	0-0	0	4	4	4	8	2	0	1	0	30
24	JOHNSON, Jordan	g	0-4	0-2	7-8	0	2	2	1	7	9	4	0	1	42
30	MOORING, Jovan	g	2-8	0-3	4-6	0	1	1	1	8	4	2	0	4	36
02	SMITH, Anthony		1-3	0-1	0-0	1	4	5	3	2	1	1	1	0	16
03	HARDY, Amauri		1-3	0-0	0-0	0	1	1	1	2	0	0	0	0	11
11	DEMBELE, Cheickna		1-1	0-0	1-2	1	1	2	0	3	0	0	0	1	8
14	BECK, Tervell		2-3	0-1	0-0	0	0	0	0	4	0	1	0	0	8
34	DIONG, Cheikh Mbacke		0-0	0-0	0-0	0	0	0	0	0	0	0	0	0	0+
Team						2	1	3			1				
Totals			33-62	3-13	19-26	10	27	37	19	88	19	18	6	8	225
FG % 1st Half: 17-30		56.7%	2nd half: 14-26		53.8%	OT: 2-6		33.3%	Game: 33-62		53.2%	Deadball		Rebounds	
3FG % 1st Half: 1-3		33.3%	2nd half: 2-8		25.0%	OT: 0-2		0.0%	Game: 3-13		23.1%	Game: 19-26		73.1%	
FT % 1st Half: 6-9		66.7%	2nd half: 7-10		70.0%	OT: 6-7		85.7%	Game: 19-26		73.1%	Game: 19-26		73.1%	

Officials: Tony Padilla, Eric Curry, Michael Greenstein  
Technical fouls: Arizona-None. UNLV-None.  
Attendance: 14579

Score by periods	1st	2nd	OT	Total
Arizona	30	48	13	91
UNLV	41	37	10	88

Last FG - ARIZ OT-03:06, UNLV OT-01:09.  
Largest lead - ARIZ by 3 2nd-06:23, UNLV by 13 2nd-19:28.  
ARIZ led for 08:15, UNLV led for 30:27, Game was tied for 06:18.

Score tied - 10 times.  
Lead changed - 9 times.

**Official Basketball Box Score -- Game Totals -- Final Statistics**  
**Oral Roberts vs UNLV**  
**12/05/17 7:00 PM at MGM Grand Garden Arena (Las Vegas, Nev.)****Oral Roberts 66 • 2-8**

#	Player		Total		3-Ptr		Rebounds			PF	TP	A TO Blk Stl				Min
			FG-FGA	FT-FTA	FG-FGA	FT-FTA	Off	Def	Tot			A	TO	Blk	Stl	
23	Nzekwesi, Emmanuel	f	5-9	0-1	0-1	1	6	7	1	10	0	2	0	2	34	
25	White, Javan	f	9-17	1-3	5-7	10	2	12	3	24	3	1	1	3	32	
44	Owens, Albert	c	3-12	0-0	2-2	1	1	2	2	8	0	1	0	1	18	
10	Kearns, Sam	g	3-12	3-8	1-2	1	1	2	4	10	5	1	0	1	35	
24	Fuqua, R.J.	g	2-11	0-2	0-1	0	2	2	4	4	3	2	0	1	31	
03	Harris, Jontray		1-5	0-0	2-3	0	3	3	3	4	2	1	0	0	25	
20	Sutton, Spencer		0-1	0-0	0-0	0	0	0	0	0	0	0	0	0	4	
33	Ahmedic, Emir		1-4	0-0	0-0	0	1	1	4	2	0	1	0	1	13	
52	Miller, Chris		2-3	0-0	0-0	0	1	1	5	4	0	1	0	0	8	
Team						4	1	5								
Totals				26-74	4-14	10-16	17	18	35	26	66	13	11	1	9	200
FG % 1st Half: 11-34			32.4%	2nd half: 15-40		37.5%	Game: 26-74		35.1%							Deadball Rebounds 1
3FG % 1st Half: 2-9			22.2%	2nd half: 2-5		40.0%	Game: 4-14		28.6%							
FT % 1st Half: 4-6			66.7%	2nd half: 6-10		60.0%	Game: 10-16		62.5%							

**UNLV 92 • 7-2**

#	Player		Total		3-Ptr		Rebounds			PF	TP	A TO Blk Stl				Min
			FG-FGA	FT-FTA	FG-FGA	FT-FTA	Off	Def	Tot			A	TO	Blk	Stl	
10	JUISTON, Shakur	f	9-12	0-0	1-2	1	6	7	3	19	3	1	0	3	28	
44	MCCOY, Brandon	c	6-12	0-0	5-6	1	5	6	4	17	1	3	4	0	22	
01	CLYBURN, Kris	g	3-4	1-2	1-1	4	4	8	2	8	3	3	0	0	26	
24	JOHNSON, Jordan	g	2-6	1-3	2-4	0	3	3	1	7	11	0	0	1	30	
30	MOORING, Jovan	g	5-11	3-7	2-2	0	1	1	0	15	4	4	0	0	27	
02	GREEN, Jay		1-1	0-0	0-0	0	0	0	1	2	0	0	0	0	3	
00	SMITH, Anthony		1-1	1-1	1-2	1	1	2	0	4	0	0	0	0	13	
03	HARDY, Amauri		3-5	3-4	1-2	0	1	1	1	10	1	0	0	1	20	
11	DEMBELE, Cheickna		1-3	0-0	2-4	4	1	5	2	4	1	2	0	0	13	
14	BECK, Tervell		0-3	0-0	2-4	1	2	3	2	2	3	1	0	0	12	
34	DIONG, Cheikh Mbacke		1-1	0-0	2-2	0	2	2	3	4	0	1	0	0	6	
Team						0	9	9								
Totals				32-59	9-17	19-29	12	35	47	19	92	27	15	4	5	200
FG % 1st Half: 15-28			53.6%	2nd half: 17-31			54.8%	Game: 32-59			54.2%	Deadball			Rebounds	
3FG % 1st Half: 4-9			44.4%	2nd half: 5-8			62.5%	Game: 9-17			52.9%	Game: 19-29			7,1	
FT % 1st Half: 7-10			70.0%	2nd half: 12-19			63.2%	Game: 19-29			65.5%	Game: 19-29			65.5%	

Officials: Chris Rastatter, Shawn Lehigh, Kelly Self  
Technical fouls: Oral Roberts-None. UNLV-None.  
Attendance: 6713

Score by periods	1st	2nd	Total
Oral Roberts	28	38	66
UNLV	41	51	92

Last FG - ORU 2nd-01:30, UNLV 2nd-00:44.  
Largest lead - ORU by 5 1st-08:24, UNLV by 27 2nd-00:44.  
ORU led for 08:26, UNLV led for 27:26, Game was tied for 04:08.

**NOTES:**

- The UNLV men's basketball team (7-2) got back in the win column after defeating Oral Roberts 92-66 Dec. 5 at MGM Grand Garden Arena. After a 6-0 start to the season, the Runnin' Rebels dropped two straight games - both in overtime at Northern Arizona and at home vs. Arizona.
- UNLV junior forward Shakur Juiston scored 17 of his 19 points in the first half against ORU, while three other Runnin' Rebels ended up with double figures in points: freshman forward Brandon McCoy had 17, senior guard Jovan Mooring scored 15 and freshman guard Amauri Hardy had 10.
- Senior guard Jordan Johnson recorded double digits in assists for the third time this season as he dished out 11 against the Golden Eagles (2-8) with no turnovers.
- ORU was led by Javan White's double-double of 24 points and 12 rebounds.
- TURNING POINT: Trailing 21-16 with eight minutes to go in the first half, UNLV went on a 16-1 run to take a 10-point lead at 32-22 with just under four minutes to play until halftime. The Runnin' Rebels extended their lead to 13 points (41-28) at the break as junior guard Kris Clyburn hit a runner at the buzzer. UNLV increased its advantage to 18 about five minutes into the second half and cruised from there.
- RUNNIN' REBEL OF THE GAME: Juiston went 9 of 12 from the field, while pulling down seven rebounds, recording three steals and dishing out three assists in 28 minutes of action.
- QUOTABLE: "It was hard to get the guys going this week. That's how we started the game, just kind of hard to get them going. But they are all competitors down deep. One of the timeouts, you could just see it in Jordy's eyes that it was like, alright, it's go time. His defense got going, and that got Kris Clyburn going, then JoJo was really active. I thought they really tried to stay within the framework of the scout in terms of not settling for quick threes. We had great looks. If you go back through our 3-pointers, they were all pretty good looks. I'm pleased with the win." - UNLV head coach Marvin Menzies.
- STAT OF THE GAME: UNLV's bench outscored ORU's 26-10. Hardy's 10 points was a career high. He was 3 of 4 on 3-pointers.
- UNLV has now made at least one 3-pointer in 1,015 straight games.
- UNLV made 54.2 percent of its shots from the field, marking the seventh game this season shooting 50 percent or better.
- The Runnin' Rebels shot a season-high 52.9 percent on 3-pointers (9 of 17).
- UNLV held ORU to 28.6 percent from 3-point range (4 of 14).
- McCoy blocked four shots, his second-highest total of the season.
- UNLV outrebounded ORU 47-35.
- The Runnin' Rebels recorded 27 assists on 32 made field goals. The 27 assists ties the season high.

**Official Basketball Box Score -- Game Totals -- Final Statistics**  
**Illinois vs UNLV**  
**12/09/17 9:00 PM at MGM Grand Garden Arena (Las Vegas, Nev.)****Illinois 82 • 7-4**

#	Player	Total		3-Ptr		Rebounds			PF	TP	A TO Blk Stl				Min
		FG-FGA	FT-FGA	FG-FGA	FT-FGA	Off	Def	Tot			A	TO	Blk	Stl	
03	Lucas, Te'Jon	* 3-4	0-0	1-1	0 1 1	4	7	2	3	0	1	15			
12	Black, Leron	* 1-2	0-0	0-0	0 1 1	0	2	0	0	0	0	12			
13	Smith, Mark	* 5-11	4-5	3-4	2 1 3	5	17	4	2	0	0	29			
24	Alstork, Mark	* 0-1	0-1	0-0	0 1 1	5	0	1	2	0	0	11			
43	Finke, Michael	* 5-11	2-6	0-0	3 4 7	4	12	2	1	0	0	26			
01	Frazier, Trent	6-11	2-3	2-3	0 1 1	3	16	1	4	0	4	25			
02	Nichols, Kipper	3-9	0-3	2-3	3 7 10	4	8	1	1	0	0	21			
11	Eboigbodin, Greg	1-3	0-0	0-0	3 0 3	3	2	0	1	0	0	10			
23	Williams, Da'Monte	3-9	1-4	1-2	1 1 2	4	8	2	0	0	1	31			
20	Jordan, Aaron	3-6	2-3	2-2	2 2 4	4	10	0	1	0	0	20			
Team					3 3 6										
Totals		30-67	11-25	11-15	17 22 39	36	82	13	16	0	6	200			

FG % 1st Half: 13-29 44.8% 2nd half: 17-38 44.7% Game: 30-67 44.8%  
3FG % 1st Half: 5-11 45.5% 2nd half: 6-14 42.9% Game: 11-25 44.0%  
FT % 1st Half: 5-8 62.5% 2nd half: 6-7 85.7% Game: 11-15 73.3%

**UNLV 89 • 8-2**

#	Player	Total		3-Ptr		Rebounds			PF	TP	A TO Blk Stl				Min
		FG-FGA	FT-FGA	FG-FGA	FT-FGA	Off	Def	Tot			A	TO	Blk	Stl	
01	CLYBURN, Kris	* 0-6	0-3	2-2	2 1 3	1	2	2	3	0	0	22			
10	JUISTON, Shakur	* 5-8	0-0	0-2	1 4 5	4	10	2	1	1	1	23			
24	JOHNSON, Jordan	* 1-5	1-1	7-8	1 2 3	3	10	3	2	0	3	31			
30	MOORING, Jovan	* 5-10	3-6	14-18	0 3 3	2	27	3	0	0	1	37			
44	MCCOY, Brandon	* 9-11	0-0	4-10	3 7 10	0	22	0	2	3	2	36			
02	SMITH, Anthony	1-1	0-0	0-0	1 1 2	3	2	1	0	0	0	10			
03	HARDY, Amauri	1-3	0-1	5-6	0 1 1	2	7	2	1	0	0	21			
11	DEMBELE, Cheickna	0-0	0-0	0-0	1 0 1	1	0	0	1	1	0	4			
14	BECK, Tervell	4-6	0-0	1-2	1 1 2	2	9	0	2	0	0	16			
Team					0 4 4										
Totals		26-50	4-11	33-48	10 24 34	18	89	13	12	5	7	200			

FG % 1st Half: 16-31 51.6% 2nd half: 10-19 52.6% Game: 26-50 52.0%  
3FG % 1st Half: 1-6 16.7% 2nd half: 3-5 60.0% Game: 4-11 36.4%  
FT % 1st Half: 12-17 70.6% 2nd half: 21-31 67.7% Game: 33-48 68.8%

Officials: Verne Harris, Mike Reed, Larry Spaulding  
Technical fouls: Illinois-None. UNLV-None.  
Attendance: 9668

Score by periods	1st	2nd	Total
Illinois	36	46	82
UNLV	45	44	89

Last FG - ILL 2nd-00:04, UNLV 2nd-01:28.  
Largest lead - ILL by 3 2nd-10:25, UNLV by 11 2nd-18:45.  
ILL led for 04:48. UNLV led for 32:27. Game was tied for 02:45.

Points	In	Off	2nd	Fast	Bench
ILL	28	16	15	2	44
UNLV	34	18	12	0	18

Score tied - 7 times.  
Lead changed - 8 times.

**NOTES:**

- Senior guard Jovan Mooring scored a season-high 27 points, while freshman forward Brandon McCoy added 22, as the UNLV men's basketball team (8-2) defeated Illinois, 89-82, for its second consecutive win at MGM Grand Garden Arena Dec. 9.
- UNLV senior guard Jordan Johnson and junior forward Shakur Juiston also scored in double figures, each with 10 points. McCoy pulled down a game-high-tying 10 rebounds to record his seventh double-double of the year.
- The Fighting Illini (7-4) also had four players score in double figures, led by Mark Smith's 17 points.
- TURNING POINT: After leading by 11 points early in the second half, Illinois took a three-point lead with about 10 minutes to play. UNLV outscored the Fighting Illini 33-23 the rest of the way.
- RUNNIN' REBELS OF THE GAME: Mooring scored 14 of his points at the free-throw line, while McCoy was 9 of 11 from the field. McCoy also blocked a game-high three shots.
- QUOTABLE: "It was a good game and a lot of fun to coach. I enjoyed it. It was good to see our guys bounce back and get connected with each other after they turned us over. I thought we played really well in the first half, and in the second half I thought we played well when we needed to, which is what it is all about in winning time. Another good win for the Rebels." - UNLV head coach Marvin Menzies.
- STAT OF THE GAME: UNLV attempted a total of 48 free throws.
- UNLV has now made at least one 3-pointer in 1,016 straight games.
- After two UNLV free throws to open the second half, Illinois went on an 18-5 run to take a two point lead (54-52). The Runnin' Rebels went more than eight minutes before making a field goal in the second half.
- The Runnin' Rebels opened the game by making their first six shots and led 14-4 early on.
- UNLV made 52.0 percent of its shots from the field for the game, marking the eighth time this season it shot 50 percent or better.
- There were eight lead changes and seven ties during the course of the game.

**Official Basketball Box Score -- Game Totals -- Final Statistics**  
**UNLV vs Pacific**  
**12/16/17 7:05 PM at Stockton, CA****UNLV 81 • 9-2**

#	Player	Total		3-Ptr		Rebounds			PF	TP	A TO Blk Stl				Min
		FG-FGA	FT-FGA	FG-FGA	FT-FGA	Off	Def	Tot			A	TO	Blk	Stl	
10	Juiston,Shakur	f 5-10	0-0	3-5	1 8 9	3	13	2	5	0	0	34			
44	McCoy,Brandon	f 6-13	0-0	9-11	5 8 13	3	21	1	3	0	2	33			
01	Clyburn,Kris	g 2-5	0-1	1-2	1 2 3	1	5	0	1	0	0	30			
24	Johnson,Jordan	g 6-10	4-6	6-6	1 6 7	0	22	2	5	0	1	37			
30	Mooring,Jovan	g 3-7	2-5	4-4	0 0 0	4	12	4	2	0	0	31			
02	Smith,Anthony	0-0	0-0	0-0	0 0 0	2	0	2	0	0	1	9			
03	Hardy,Amauri	0-1	0-1	0-0	0 0 0	1	0	3	0	0	0	13			
11	Dembele,Cheickna	1-1	0-0	0-0	1 0 1	2	2	0	0	1	0	7			
14	Beck,Tervell	2-2	0-0	2-4	0 3 3	2	6	0	0	0	0	6			
Team					0 2 2										
Totals		25-49	6-13	25-32	9 29 38	18	81	12	19	1	4	200			

FG % 1st Half: 15-26 57.7% 2nd half: 10-23 43.5% Game: 25-49 51.0%  
3FG % 1st Half: 4-8 50.0% 2nd half: 2-5 40.0% Game: 6-13 46.2%  
FT % 1st Half: 11-13 84.6% 2nd half: 14-19 73.7% Game: 25-32 78.1%

**Pacific 76 • 5-7**

#	Player	Total		3-Ptr		Rebounds			PF	TP	A TO Blk Stl				Min
		FG-FGA	FT-FGA	FG-FGA	FT-FGA	Off	Def	Tot			A	TO	Blk	Stl	
00	Tripp,Jahlil	f 3-12	0-2	1-2	1 6 7	3	7	3	5	0	3	37			
05	Townes,Anthony	f 1-5	0-0	0-0	2 1 3	3	2	1	0	0	1	22			
32	Williams,Jack	f 3-7	2-5	0-0	2 3 5	1	8	0	2	0	0	30			
04	Gallinat,Roberto	g 8-18	1-4	3-4	3 1 4	5	20	1	0	0	1	35			
25	Small,Kendall	g 6-10	1-1	5-7	0 0 0	4	18	3	1	0	1	28			
01	Dorsey,Lafayette	2-4	1-2	0-0	0 1 1	0	5	2	0	0	0	12			
03	Reynolds,Miles	2-8	0-1	1-2	0 3 3	3	5	2	3	0	1	19			
24	Okonkwo,Namdi	4-4	0-0	3-3	4 2 6	4	11	1	0	3	1	17			
Team					1 1 2										
Totals		29-68	5-15	13-18	13 18 31	23	76	13	11	3	8	200			

FG % 1st Half: 12-33 36.4% 2nd half: 17-35 48.6% Game: 29-68 42.6%  
3FG % 1st Half: 4-9 44.4% 2nd half: 1-6 16.7% Game: 5-15 33.3%  
FT % 1st Half: 3-4 75.0% 2nd half: 10-14 71.4% Game: 13-18 72.2%

Officials: Mike Scyphers, Michael Irving, Glenn Mayberry  
Technical fouls: UNLV-None. Pacific-None.  
Attendance: 2279

Score by periods	1st	2nd	Total
UNLV	45	36	81
Pacific	31	45	76

Points	In	Off	2nd	Fast	Bench
UNLV	32	9	16	4	8
PAC	40	18	13	10	21

Last FG - UNLV 2nd-02:20, PAC 2nd-00:10.  
Largest lead - UNLV by 19 2nd-17:18, PAC by 3 1st-15:59.  
UNLV led for 35:14. PAC led for 03:50. Game was tied for 00:56.

Score tied - 1 time.  
Lead changed - 2 times.

**NOTES:**

- Senior guard Jordan Johnson scored a game-high 22 points and freshman forward Brandon McCoy added 21, as the UNLV men's basketball team (9-2) defeated Pacific, 81-76, at the Alex G. Spanos Center Dec. 16.
- It was UNLV's first true road win of the year in just its second try and was the third straight overall victory for the Runnin' Rebels.
- McCoy pulled down a game-high 13 rebounds, giving him eight double-doubles on the year. Junior forward Shakur Juiston also scored in double figures with 13 points, while senior guard Jovan Mooring contributed 12.
- The Tigers (5-7) were led by Roberto Gallinat's 20 points. Kendall Small scored 18, while Namdi Okonkwo added 11.
- TURNING POINT: With a one-point lead at 18-17 and just under 12 minutes to play in the first half, UNLV went on a 13-0 run over the next four minutes to take a 31-17 lead. The Runnin' Rebels led 45-31 at halftime.
- Pacific cut UNLV's lead to eight (65-57) with seven minutes left in the game, but never seriously threatened the rest of the way.
- RUNNIN' REBEL OF THE GAME: Johnson's 22 points were two shy of his season high. Although he committed five turnovers, he was 6 of 10 from the field, including 4 of 6 on 3-pointers. He made all six of his free-throw attempts and also had seven rebounds.
- QUOTABLE: "It's encouraging to get a win when things aren't going well. I'm glad that the guys played so well in the first half, the first 24 or 25 minutes, and gave us enough of a cushion so we could kind of orchestrate the end of the game. We didn't want to have 19 turnovers doing it, and didn't want to give up 13 offensive rebounds. Those are statistics we have the opportunity to clean up going forward without taking a loss. So now we will focus in on improving those things." - UNLV head coach Marvin Menzies.
- "It was a tough matchup for all of us. We just grinded it out and worked extra hard to make sure they didn't get to the free-throw line. We came out slow and weren't running like we usually do, but we got the kinks out, started running and played our game." - Jordan Johnson.
- STAT OF THE GAME: UNLV shot 57.7 percent from the field in the first half (15 of 26).
- UNLV has now made at least one 3-pointer in 1,017 straight games.
- UNLV made 51.0 percent of its shots from the field for the game (25 of 49), marking the ninth time this season it shot 50 percent or better.
- UNLV out-rebounded Pacific 38-31 for the game.
- UNLV's largest lead of the game was 19, early in the second half.
- UNLV used the same starting lineup for the 11th straight game.

**Official Basketball Box Score -- Game Totals -- Final Statistics**  
**Miss. Valley State vs UNLV**  
**12/20/17 8:00 PM at Tarkanian Court, Thomas & Mack Center****Miss. Valley State 63 • 0-12**

#	Player	Total		3-Ptr		Rebounds			PF	TP	A TO Blk Stl				Min
		FG-FGA	FG-FGA	FT-FTA	Off Def Tot	PF	TP	A TO Blk Stl							
01	SCOTT, Dante	f	12-20	3-4	0-0	2 3 5	3 27	0 3 0 0	35						
03	EVANS, Jordan	f	2-9	0-4	1-2	1 0 1	3 5	1 1 0 4	26						
21	ANAKWENZE, Arinze	f	1-3	0-0	0-0	0 0 0	5 2	0 0 1 2	16						
10	EJEH, Emmanuel	c	3-8	0-0	1-1	5 2 7	4 7	2 0 0 1	25						
00	LEWIS, Jeffery	g	3-8	2-5	0-0	1 3 4	1 8	0 2 0 0	19						
11	PHILLIPS, Kylan		0-0	0-0	0-0	0 0 0	0 0	0 0 0 0	9						
12	HUNT, Lorenzo		0-2	0-0	0-0	1 0 1	1 0	0 2 0 0	6						
15	DAVIS, Gemaal		2-5	0-0	2-2	0 1 1	0 6	0 0 0 1	13						
20	CREIGHTON, Davere		0-3	0-2	0-0	1 1 2	2 0	0 0 0 0	11						
22	NAHIMY, Nate		2-6	0-1	0-0	0 1 1	1 4	0 1 0 1	20						
23	ALLEN, LaCurtis		0-0	0-0	0-0	0 0 0	0 0	0 1 0 0	4						
24	TAYLOR, Henry		1-3	1-2	1-2	0 0 0	2 4	0 1 0 0	7						
32	ALLISON, Kaleb		0-1	0-0	0-2	0 1 1	2 0	0 2 0 0	9						
Team					2 2 4			1							
Totals			26-68	6-18	5-9	13 14 27	24 63	3 14 1 9	200						

FG % 1st Half: 9-35 25.7% 2nd half: 17-33 51.5% Game: 26-68 38.2%  
3FG % 1st Half: 2-9 22.2% 2nd half: 4-9 44.4% Game: 6-18 33.3%  
FT % 1st Half: 1-1 100.0 2nd half: 4-8 50.0% Game: 5-9 55.6%

Deadball  
Rebounds  
2**UNLV 95 • 10-2**

#	Player	Total		3-Ptr		Rebounds			PF	TP	A TO Blk Stl				Min
		FG-FGA	FG-FGA	FT-FTA	Off Def Tot	PF	TP	A TO Blk Stl							
10	Juiston,Shakur	f	6-8	0-0	0-0	2 8 10	0 12	4 3 0 1	21						
44	McCoy,Brandon	f	6-10	0-0	1-1	1 4 5	2 13	0 5 2 1	22						
01	Clyburn,Kris	g	4-6	2-2	1-3	0 2 2	0 11	1 0 0 1	27						
24	Johnson,Jordan	g	3-6	2-4	4-6	0 5 5	0 12	5 2 0 0	27						
20	Mooring,Jovan	g	5-6	0-0	3-6	0 1 1	1 13	0 1 0 2	27						
00	Green,Jay		0-2	0-1	0-0	0 0 0	0 0	1 1 0 0	7						
03	Hardy,Amauri		4-7	2-4	2-2	2 2 4	0 12	1 1 0 0	23						
11	Dembele,Cheickna		3-3	0-0	0-2	0 1 1	2 6	3 0 3 1	15						
14	Beck,Tervell		1-2	0-0	8-8	2 0 2	2 10	1 2 0 0	15						
34	Mbacke Diong,Cheikh		2-4	0-0	2-2	1 3 4	1 6	0 2 1 2	16						
Team					2 5 7										
Totals			34-54	6-11	21-30	10 31 41	8 95	16 17 6 8	200						

FG % 1st Half: 19-25 76.0% 2nd half: 15-29 51.7% Game: 34-54 63.0%  
3FG % 1st Half: 4-6 66.7% 2nd half: 2-5 40.0% Game: 6-11 54.5%  
FT % 1st Half: 10-13 76.9% 2nd half: 11-17 64.7% Game: 21-30 70.0%

Deadball  
Rebounds  
5

Officials: Eric Curry, Rick Randall, Brad Ferrie  
Technical fouls: Miss. Valley State-EJEH, Emmanuel; CREIGHTON, Davere.  
UNLV-None.  
Attendance: 9128

Score by periods	1st	2nd	Total
Miss. Valley State	21	42	63
UNLV	52	43	95

Last FG - MMVSU 2nd-00:10, UNLV 2nd-01:01.  
Largest lead - MMVSU None, UNLV by 37 2nd-02:06.  
MMVSU led for 00:00. UNLV led for 38:06. Game was tied for 01:54.

Score tied - 1 time.  
Lead changed - 0 times.

**NOTES:**

- Seven Runnin' Rebels scored in double figures as the UNLV men's basketball team (10-2) defeated Mississippi Valley State, 95-63, Dec. 20 at the Thomas & Mack Center.
- It was UNLV's first game back at home in 18 days as the facility was hosting the National Finals Rodeo.
- Freshman forward Brandon McCoy scored 13 points on 6 of 10 from the field, while senior guard Jovan Mooring also had 13 points on 5 of 6. Junior forward Shakur Juiston, senior guard Jofdan Johnson and freshman guard Amauri Hardy all added 12 points, while junior guard Kris Clyburn scored 11 and freshman forward Tervell Beck had 10.
- Juiston recorded a game-high 10 rebounds for his sixth double-double of the year.
- The Delta Devils (0-12), who have yet to play a home game this season, were led by Dante Scott's game-high 27 points.
- STAT OF THE GAME: UNLV shot 76 percent (19 of 25) from the floor in the first half and finished with a season-high 63 percent (34 of 54) for the game.
- RUNNIN' REBEL OF THE GAME: Juiston was 6 of 8 from the field and had four assists and a steal in addition to his double-double of 12 points and 10 rebounds in 21 minutes played.
- QUOTABLE: "It was an opportunity to grow. We did some of the things in the game that we wanted to do, but then at other points we didn't. We needed to try to continue to search for consistency. We will never play a perfect game, but the goal is to try to play as close to a perfect game as possible. I feel like we were far from that tonight. There are stretches where we are really good and we have to figure out how to bottle that up and carry it into conference." - UNLV head coach Marvin Menzies.
- UNLV has now made at least one 3-pointer in 1,018 straight games.
- UNLV has shot 50 percent or better in 10 of its 12 games.
- UNLV out-rebounded MVSU 41-27 for the game.
- UNLV's largest lead of the game was 37.
- UNLV's bench outscored MVSU's 34-14.
- UNLV used the same starting lineup for the 12th straight game.

**Official Basketball Box Score -- Game Totals -- Final Statistics**  
**Northern Colorado vs UNLV**  
**12/22/17 7:00 PM at Tarkanian Court, Thomas & Mack Center****Northern Colorado 91 • 9-4**

#	Player	Total		3-Ptr		Rebounds			PF	TP	A TO Blk Stl				Min
		FG-FGA	FG-FGA	FT-FTA	Off Def Tot	PF	TP	A TO Blk Stl							
20	MORGAN, Tanner	f	1-4	0-1	0-0	3 5 8	5 2	2 0 0 1	19						
00	DAVIS, Jordan	g	12-25	0-3	4-9	3 5 8	4 28	2 6 0 1	31						
11	SPIGHT, Andre	g	8-18	3-9	2-2	2 0 2	1 21	1 4 1 0	35						
12	RADEBAUGH, Jonah	g	3-5	1-3	0-0	4 0 4	4 7	2 1 0 2	39						
22	SANDERS, Jalen	g	7-11	1-4	0-0	4 5 9	3 15	1 0 5 1	33						
13	GLOTTA, Chaz		2-4	1-1	1-2	0 1 1	2 6	1 0 0 1	9						
21	VERCELLINO, Roberto		1-1	0-0	2-2	2 1 3	4 4	1 1 0 0	11						
23	DRGON, Matej		0-1	0-0	0-0	0 0 0	0 0	0 1 0 0	3						
24	JOHNSON, Anthony		2-12	2-7	0-0	1 1 2	3 6	0 0 0 1	15						
25	EDWARDS, Kai		1-1	0-0	0-0	0 1 1	0 2	0 0 0 0	5						
Team					2 3 5										
Totals			37-82	8-29	9-15	21 22 43	26 91	10 13 6 7	200						

FG % 1st Half: 15-36 41.7% 2nd half: 22-46 47.8% Game: 37-82 45.1%  
3FG % 1st Half: 4-15 26.7% 2nd half: 4-14 28.6% Game: 8-29 27.6%  
FT % 1st Half: 4-8 50.0% 2nd half: 5-7 71.4% Game: 9-15 60.0%

Deadball  
Rebounds  
3**UNLV 94 • 11-2**

#	Player	Total		3-Ptr		Rebounds			PF	TP	A TO Blk Stl				Min
		FG-FGA	FG-FGA	FT-FTA	Off Def Tot	PF	TP	A TO Blk Stl							
10	Juiston,Shakur	f	13-18	0-0	4-7	4 8 12	1 30	0 4 0 1	33						
44	McCoy,Brandon	f	5-12	0-0	0-2	5 8 13	4 10	1 4 2 0	21						
01	Clyburn,Kris	g	1-6	1-2	3-6	0 0 0	1 6	0 1 0 0	29						
24	Johnson,Jordan	g	2-6	1-1	1-1	0 0 0	3 6	2 3 1 2	30						
20	Mooring,Jovan	g	7-12	3-4	8-9	0 2 2	1 25	3 3 0 4	37						
02	Smith,Anthony		0-0	0-0	0-0	0 0 0	1 0	0 0 0 0	3						
03	Hardy,Amauri		3-4	0-1	3-4	0 4 4	1 9	2 1 0 0	20						
11	Dembele,Cheickna		2-4	0-0	2-3	3 1 4	0 6	0 0 0 0	13						
14	Beck,Tervell		1-1	0-0	0-0	0 2 2	1 2	0 0 0 0	7						
34	Diong,Cheikh Mbacke		0-0	0-0	0-0	1 1 2	0 0	0 0 1 0	7						
Team					1 1 2										
Totals			34-63	5-8	21-32	13 27 40	15 94	8 16 4 7	200						

FG % 1st Half: 17-26 65.4% 2nd half: 17-37 45.9% Game: 34-63 54.0%  
3FG % 1st Half: 3-4 75.0% 2nd half: 2-4 50.0% Game: 5-8 62.5%  
FT % 1st Half: 9-15 60.0% 2nd half: 12-17 70.6% Game: 21-32 65.6%

Deadball  
Rebounds  
5

Officials: John Higgins, Bert Smith, Steve Olson  
Technical fouls: Northern Colorado-None. UNLV-Diong,Cheikh Mbacke.  
Attendance: 9192

Score by periods	1st	2nd	Total
Northern Colorado	38	53	91
UNLV	46	48	94

Last FG - UNLV 2nd-00:04, UNLV 2nd-01:42.  
Largest lead - UNLV by 8 2nd-06:19, UNLV by 9 1st-04:54.  
UNLV led for 16:38. UNLV led for 20:45. Game was tied for 02:37.

Points UNCO	In Paint	Off T/O	2nd Chance	Fast Break	Bench
UNLV	56	21	28	4	18
	56	24	17	13	17

Score tied - 4 times.  
Lead changed - 7 times.

**NOTES:**

- Junior forward Shakur Juiston scored a career-high 30 points and senior guard Jovan Mooring added 25 as the UNLV men's basketball team (11-2) finished its non-conference season with a 94-91 win over Northern Colorado at the Thomas & Mack Center Dec. 22.
- Juiston recorded his seventh double-double of the season as he collected 12 rebounds, while freshman forward Brandon McCoy had his ninth of the year after totaling 10 points and 13 rebounds.
- The victory was the fifth straight for UNLV and snapped a four-game win streak by the Bears (9-4). Northern Colorado was led by Jordan Davis' 28 points.
- THE TURNING POINT: UNLV trailed by eight points with under five minutes to go, but rallied with a 15-2 run to go up 91-86 with 1:30 left. Mooring hit a big 3-pointer with just over two minutes remaining to give the Runnin' Rebels an 88-86 lead.
- STAT OF THE GAME: There were seven lead changes and four ties throughout the game.
- RUNNIN' REBELS OF THE GAME: Juiston was 13 of 18 from the field, while Mooring made 3 of 4 3-pointers and 8 of 9 free throws. Mooring also had a game-high four steals.
- QUOTABLE: "It was a hard-fought battle by Northern Colorado. You have to take your hat off to that team. They are a gutsy group of kids and just kept coming. It was a battle and we feel fortunate to come out on the winning end. I felt like our guys took some adversity tonight and handled it okay. It wasn't pretty at times but we ended up getting back to our style of ball." - UNLV head coach Marvin Menzies.
- UNLV has now made at least one 3-pointer in 1,019 straight games.
- UNLV has shot 50 percent or better in 11 of its 13 games. The Runnin' Rebels shot 65.4 percent (17 of 26) in the first half and 54.0 percent (34 of 63) for the game.
- UNLV shot 62.5 percent on 3-pointers (5 of 8).
- UNLV led in fast-break points, 13-4.
- UNLV's largest lead of the game was nine points, late in the first half.
- UNLV used the same starting lineup for the 13th straight game.
- UNLV has matched last season's overall win total (11 victories).





**Official Basketball Box Score -- Game Totals -- Final Statistics**  
**Boise State vs UNLV**  
**12/30/17 8:00 PM at Tarkanian Court, Thomas & Mack Center**

**Boise State 83 • 12-2, 2-0**

#	Player		Total		3-Ptr	Rebounds			PF	TP	A TO Blk Stl				Min
			FG-FGA	FG-FGA	FT-FTA	Off	Def	Tot							
11	HANEY, Zach	f	5-11	0-1	1-2	5	6	11	3	11	0	2	0	1	26
43	SENGFELDER, Chris	f	4-8	1-3	0-0	0	5	5	2	9	1	2	1	1	27
02	WILLIAMS, Lexus	g	2-4	0-1	0-0	0	1	1	3	4	2	0	0	0	16
03	JESSUP, Justinian	g	2-6	1-2	3-6	1	2	3	4	8	5	2	1	1	30
15	HUTCHISON, Chandler	g	13-18	3-3	3-4	2	10	12	2	32	1	7	1	1	37
00	DICKINSON, Marcus		1-4	0-2	4-5	0	4	4	2	6	1	0	0	0	24
10	JORCH, Robin		3-4	0-0	1-2	1	2	3	4	7	0	0	1	0	12
33	WACKER, David		0-0	0-0	0-0	1	0	1	1	0	0	0	0	0	2
34	HOBBBS, Alex		3-10	0-1	0-0	0	3	3	1	6	3	2	0	0	26
Team						3	2	5							
Totals			33-65	5-13	12-19	13	35	48	22	83	13	15	4	4	200

FG % 1st Half: 15-31 48.4% 2nd half: 18-34 52.9% Game: 33-65 50.8%  
3FG % 1st Half: 2-8 25.0% 2nd half: 3-9 33.3% Game: 5-13 38.5%  
FT % 1st Half: 3-3 100.0 2nd half: 9-16 56.3% Game: 12-19 63.2%

**UNLV 74 • 11-3, 0-1**

#	Player		Total	3-Ptr	FT-FTA	Rebounds			PF	TP	A TO Blk Stl				Min
			FG-FGA	FG-FGA		Off	Def	Tot							
10	Juiston,Shakur	f	10-14	0-0	5-7	1	6	7	2	25	2	2	1	1	36
44	McCoy,Brandon	f	7-9	0-0	2-5	3	7	10	3	16	1	2	0	2	34
01	Clyburn,Kris	g	1-7	1-4	0-0	0	2	2	2	3	3	1	1	0	26
24	Johnson,Jordan	g	6-16	3-7	5-8	0	1	1	3	20	6	0	0	1	38
30	Mooring,Jovan	g	2-14	2-9	2-2	0	2	2	3	8	3	1	0	0	34
03	Hardy,Amauri		0-4	0-2	0-0	1	2	3	3	0	1	1	0	0	22
14	Beck,Tervell		1-3	0-0	0-0	1	1	2	0	2	0	0	0	0	5
34	Diong,Cheikh Mbacke		0-0	0-0	0-0	0	0	0	0	0	0	0	1	1	5
Team						1	1	2							
Totals			27-67	6-22	14-22	7	22	29	16	74	16	7	3	5	200

FG % 1st Half: 15-35 42.9% 2nd half: 12-32 37.5% Game: 27-67 40.3%  
3FG % 1st Half: 3-13 23.1% 2nd half: 3-9 33.3% Game: 6-22 27.3%  
FT % 1st Half: 4-7 57.1% 2nd half: 10-15 66.7% Game: 14-22 63.6%

Officials: John Higgins, Steve Olson, Casey McClellan  
Technical fouls: Boise State-None. UNLV-McCoy,Brandon.  
Attendance: 11892

Score by periods	1st	2nd	Total
Boise State	35	48	83
UNLV	37	37	74

Last FG - BSU 2nd-02:31, UNLV 2nd-00:18.  
Largest lead - BSU by 13 2nd-11:11, UNLV by 6 2nd-18:09.  
BSU led for 17:24. UNLV led for 15:55. Game was tied for 06:41.

Points	In	Off	2nd	Fast	Bench
BSU	50	10	12	9	19
UNLV	34	19	8	5	2

Score tied - 10 times.  
Lead changed - 11 times.

**Official Basketball Box Score -- Game Totals -- Final Statistics**  
**UNLV vs San José State**  
**01/03/18 8:00 PM at San Jose, Calif. (The Event Center)**

**UNLV 82 • 12-3, 1-1 MW**

#	Player		Total		3-Ptr	Rebounds			PF	TP	A TO Blk Stl				Min
			FG-FGA	FG-FGA	FT-FTA	Off	Def	Tot							
10	Juiston,Shakur	f	5-10	0-0	4-6	1	5	6	3	14	1	5	0	1	36
44	McCoy,Brandon	f	7-14	0-0	9-11	2	1	3	4	23	1	2	1	1	30
01	Clyburn,Kris	g	4-8	2-5	3-4	3	3	6	3	13	2	3	1	1	40
24	Johnson,Jordan	g	2-9	1-4	5-6	2	2	4	1	10	7	3	0	3	40-
30	Mooring,Jovan	g	1-2	1-1	1-2	0	2	2	2	4	6	4	0	0	38
03	Hardy,Amauri		1-3	1-3	0-0	0	2	2	3	3	1	1	0	1	16
14	Beck,Tervell		4-7	0-0	1-2	2	1	3	0	9	0	1	0	0	10
34	Diong,Cheikh Mbacke		2-2	0-0	2-4	1	4	5	1	6	1	2	2	2	15
Team						2	1	3							
Totals			26-55	5-13	25-35	13	21	34	17	82	19	21	4	9	225

FG % 1st Half: 16-31 51.6% 2nd half: 8-21 38.1% OT: 2-3 66.7% Game: 26-55 47.3% Deadball  
3FG % 1st Half: 3-6 50.0% 2nd half: 1-6 16.7% OT: 1-1 100.0 Game: 5-13 38.5% Rebounds  
FT % 1st Half: 2-4 50.0% 2nd half: 12-15 80.0% OT: 11-16 68.8% Game: 25-35 71.4%

**San José State 76 • 3-11, 0-3 MW**

#	Player		Total		3-Ptr	Rebounds					PF	TP	A TO Blk Stl				Min
			FG-FGA	FG-FGA	FT-FTA	Off	Def	Tot									
05	FISHER, Keith	f	4-6	0-0	0-0	1	1	2	5	8	0	4	0	2	25		
32	WELAGE, Ryan	f	8-15	3-7	4-4	0	6	6	4	23	3	1	0	1	39		
41	CHASTAIN, Ashtin	c	2-4	0-1	1-2	0	2	2	5	5	3	4	2	0	28		
00	NICHOLS, Isaiah	g	1-1	0-0	0-0	0	1	1	1	2	2	3	0	1	11		
20	BAUMANN, Noah	g	4-7	4-5	0-0	0	2	2	0	12	0	1	0	0	24		
02	CARLISLE, Nai		3-4	1-1	0-0	0	2	2	2	7	4	4	0	2	26		
12	SIMMONS, Caleb		0-0	0-0	0-0	1	0	1	1	0	0	0	0	1	4		
13	BARRY, Oumar		2-6	0-2	0-2	2	0	2	2	4	0	2	0	0	13		
21	JAMES, Jalen		0-1	0-1	0-0	1	1	2	2	0	1	0	0	0	11		
23	MITCHELL, Brandon		3-9	0-2	0-2	4	1	5	4	6	1	1	1	3	21		
25	HILLSMAN, Jaycee		2-6	2-3	3-4	1	1	2	2	9	2	1	1	1	23		
Team						2	1	3					2				
Totals			29-59	10-22	8-14	12	18	30	28	76	16	23	4	11	225		

FG % 1st Half: 13-29 44.8% 2nd half: 13-22 59.1% OT: 3-8 37.5% Game: 29-59 49.2% Deadball  
3FG % 1st Half: 3-9 33.3% 2nd half: 5-8 62.5% OT: 2-5 40.0% Game: 10-22 45.5% Rebounds  
FT % 1st Half: 1-4 25.0% 2nd half: 5-8 62.5% OT: 2-2 100.0 Game: 8-14 57.1%

Officials: Tommy Nunez, Bob Staffen, Randy Heimerman  
Technical fouls: UNLV-None. San José State-None.  
Attendance: 1376

Score by periods	1st	2nd	OT	Total
UNLV	37	29	16	82
San José State	30	36	10	76

Last FG - UNLV OT-00:54, SJ OT-00:05.  
Largest lead - UNLV by 11 2nd-05:17, SJ by 8 1st-13:07.  
UNLV led for 27:03. SJ led for 13:56. Game was tied for 04:01.

Points	In	Off	2nd	Fast	Bench
UNLV	32	23	13	4	18
SJ	30	14	12	2	26

Score tied - 7 times.  
Lead changed - 6 times.

**NOTES:**

- The UNLV men's basketball team (11-3, 0-1 MW) lost 83-74 to Boise State at the Thomas & Mack Center Dec. 30 in its Mountain West opener.
- The loss snapped a five-game win streak for the Runnin' Rebels.
- Three UNLV players scored in double figures, led by junior forward Shakur Juiston's 25 points. Senior guard Jordan Johnson had 20 points, while freshman forward Brandon McCoy recorded his 10th double-double of the season with 16 points and 10 rebounds.
- Boise State (12-2, 2-0 MW) was led by Chandler Hutchison's 32 points.
- THE TURNING POINT: UNLV led by six, 43-37, two minutes into the second half, but Boise State used a 23-4 run to take a 13 point lead (60-47) with 11 minutes to go.
- STAT OF THE GAME: Boise State out-rebounded UNLV 48-29 for the game.
- RUNNIN' REBELS OF THE GAME: Juiston was 10 of 14 from the field, and McCoy was 7 of 9. Johnson made three 3-pointers and dished out six assists with no turnovers.
- QUOTABLE: "Obviously very disappointed with the outcome. There are a lot of areas where we need to improve. But at the end of the day we lost to a really good team that just out-toughed us in more than one area, especially from the rebounding side. We will try to make the adjustments." - UNLV head coach Marvin Menzies.
- UNLV has now made at least one 3-pointer in 1,020 straight games.
- This was just the third game (out of 14) that UNLV didn't shoot at least 50 percent from the field. The Runnin' Rebels shot 40.3 percent (27 of 67) vs. the Broncos.
- UNLV had a season-low seven turnovers.
- There were a total of 11 lead changes and 10 ties in the game.
- Boise State out-scored UNLV in points in the paint, 50-34.
- UNLV's bench scored just two points, while Boise State's contributed 19.
- UNLV used the same starting lineup for the 14th straight game.

**NOTES:**

- The UNLV men's basketball team (12-3, 1-1 MW) evened its Mountain West record with an 82-76 overtime win at San Jose State Jan. 3.
- It was the Runnin' Rebels' sixth victory in their last seven games.
- Four players scored in double figures for UNLV led by freshman forward Brandon McCoy's 23 points. He also added a game-high-tying six rebounds. Junior forward Shakur Juiston added 14 points with six rebounds, while junior guard Kris Clyburn scored 13 points and senior guard Jordan Johnson added 10 points with a game-high seven assists.
- San Jose State (3-11, 0-3 MW) was led by Ryan Welage's 23 points and six rebounds.
- THE TURNING POINT: San Jose State closed regulation on a 15-4 run, but UNLV freshman Mbacke Diong made one of two free throws with five seconds left to force overtime. With 2:09 remaining in the extra period, UNLV senior guard Jovan Mooring made a 3-pointer - his only made field goal of the night - to give the Runnin' Rebels the lead for good at 72-69.
- STAT OF THE GAME: UNLV recorded 19 assists on its 26 made field goals. Mooring was second on the team in assists with six.
- QUOTABLE: "We didn't execute at a high level down the stretch. It's one thing to get up shots and miss, and then they come down and score, it's another to turn it over and then they score. And missed free throws, things of that nature. It was a bad winning time segment, but conversely winning time in overtime was really good. We got stops and we made buckets and free throws when we needed to." - UNLV head coach Marvin Menzies.
- There was a power outage on San Jose State's campus all day and generators were brought in to power The Event Center for the game.
- UNLV has now made at least one 3-pointer in 1,021 straight games.
- With its 12th win of the season, UNLV has exceeded its overall win total from last year.
- This was UNLV's first MW road game.
- It was just the third true road game of the season and its second road victory.
- UNLV scored just four points in the final 5:18 of regulation, all on free throws.
- There were a total of six lead changes and seven ties in the game.
- UNLV used the same starting lineup for the 15th straight game.



**Official Basketball Box Score -- Game Totals -- Final Statistics**  
**Utah State vs UNLV**  
**01/06/18 7:00 PM at Tarkanian Court, Thomas & Mack Center**

**Utah State 85 • 10-7, 3-1**

#	Player	Total		3-Ptr		Rebounds			PF	TP	A	TO	Blk	Stl	Min
		FG-FGA	FT-FTA	FG-FGA	FT-FTA	Off	Def	Tot							
10	TAYLOR, Quinn	f	2-5	0-2	0-0	3	3	6	3	4	2	1	1	1	28
25	BROWN JR., Dwayne	f	5-9	2-5	3-4	1	7	8	2	15	2	1	0	0	31
01	McEWEN, Koby	g	6-16	1-7	8-8	1	3	4	2	21	1	4	0	0	34
03	MERRILL, Sam	g	8-15	3-7	1-2	2	6	8	2	20	5	1	0	1	39
24	BRITO, Diogo	g	2-4	0-0	1-2	0	2	2	2	5	2	0	0	0	28
00	ISBY, DeAngelo	g	3-4	0-0	0-0	0	3	3	3	6	1	3	0	1	16
23	HENSON, Daron	g	4-4	4-4	0-0	0	3	3	2	12	0	0	0	0	20
30	PORTER, Abel	g	1-2	0-0	0-0	0	0	0	1	2	0	0	0	0	4
Team						1	1	2							
Totals			31-59	10-25	13-16	8	28	36	17	85	13	10	1	3	200

FG % 1st Half: 17-30 56.7% 2nd half: 14-29 48.3% Game: 31-59 52.5% Deadball Rebounds 0  
 3FG % 1st Half: 6-13 46.2% 2nd half: 4-12 33.3% Game: 10-25 40.0%  
 FT % 1st Half: 6-8 75.0% 2nd half: 7-8 87.5% Game: 13-16 81.3%

**UNLV 78 • 12-4, 1-2**

#	Player	Total		3-Ptr		Rebounds			PF	TP	A	TO	Blk	Stl	Min
		FG-FGA	FT-FTA	FG-FGA	FT-FTA	Off	Def	Tot							
10	Juiston,Shakur	f	4-8	0-0	1-1	3	3	6	4	9	2	3	1	0	31
44	McCoy,Brandon	f	9-11	0-0	5-6	1	8	9	1	23	0	2	1	0	31
01	Clyburn,Kris	g	5-13	1-5	0-2	3	3	6	1	11	4	1	1	1	27
24	Johnson,Jordan	g	6-12	2-6	2-2	0	3	3	1	16	7	0	1	1	38
30	Mooring,Jovan	g	2-13	1-8	2-2	1	3	4	2	7	2	1	0	2	30
02	Smith,Anthony	g	1-2	0-1	0-0	0	0	0	0	2	0	0	0	0	2
03	Hardy,Amauri	g	4-6	2-3	0-0	0	2	2	0	10	3	0	0	1	22
14	Beck,Tervell	g	0-1	0-0	0-2	0	1	1	0	0	1	0	0	1	7
34	Diong,Cheikh Mbacke	g	0-0	0-0	0-0	1	0	1	4	0	1	1	0	0	12
Team						2	0	2							
Totals			31-66	6-23	10-15	11	23	34	13	78	20	8	4	6	200

FG % 1st Half: 16-36 44.4% 2nd half: 15-30 50.0% Game: 31-66 47.0% Deadball Rebounds 1  
 3FG % 1st Half: 3-11 27.3% 2nd half: 3-12 25.0% Game: 6-23 26.1%  
 FT % 1st Half: 1-6 16.7% 2nd half: 9-9 100.0% Game: 10-15 66.7%

Officials: David Hall, Doran Gotschall, Eric Anderson  
 Technical fouls: Utah State-None. UNLV-None.  
 Attendance: 12386

Score by periods	1st	2nd	Total
Utah State	46	39	85
UNLV	36	42	78

Points	In	Off	2nd	Fast	Bench
USU	26	10	9	6	20
UNLV	44	10	12	10	12

Last FG - USU 2nd-00:52, UNLV 2nd-02:01.  
 Largest lead - USU by 15 1st-03:31, UNLV by 3 1st-14:22.  
 USU led for 28:54. UNLV led for 04:54. Game was tied for 06:12.

Score tied - 7 times.  
 Lead changed - 6 times.

**Official Basketball Box Score -- Game Totals -- Final Statistics**  
**UNLV vs Air Force**  
**01/10/18 8:00 PM at Clune Arena (USAF Academy, Colo.)**

**UNLV 81 • 13-4, 2-2**

#	Player	Total		3-Ptr		Rebounds			PF	TP	A	TO	Blk	Stl	Min
		FG-FGA	FT-FTA	FG-FGA	FT-FTA	Off	Def	Tot							
10	Juiston,Shakur	f	1-4	0-0	1-2	1	5	6	2	3	2	2	0	0	21
44	McCoy,Brandon	f	3-4	0-0	2-2	1	4	5	5	8	0	3	1	0	22
01	Clyburn,Kris	g	7-10	1-4	1-4	1	3	4	1	16	4	2	0	3	31
24	Johnson,Jordan	g	5-9	3-4	7-8	0	3	3	4	20	4	4	0	3	33
30	Mooring,Jovan	g	5-10	4-8	1-2	0	3	3	1	15	4	2	0	1	35
00	Green,Jay	g	1-1	0-0	0-0	0	0	0	0	2	0	0	0	0	4
03	Hardy,Amauri	g	1-2	1-2	0-0	0	0	0	1	3	2	2	0	0	17
11	Dembele,Cheickna	g	0-0	0-0	0-0	0	0	0	1	0	0	0	1	0	6
14	Beck,Tervell	g	5-5	0-0	2-4	0	2	2	3	12	2	1	0	0	17
34	Diong,Cheikh Mbacke	g	1-1	0-0	0-1	1	4	5	3	2	0	0	1	0	14
Team						1	0	1							
Totals			29-46	9-18	14-23	5	24	29	21	81	18	16	3	7	200

FG % 1st Half: 15-22 68.2% 2nd half: 14-24 58.3% Game: 29-46 63.0% Deadball Rebounds 4  
 3FG % 1st Half: 6-9 66.7% 2nd half: 3-9 33.3% Game: 9-18 50.0%  
 FT % 1st Half: 7-9 77.8% 2nd half: 7-14 50.0% Game: 14-23 60.9%

**Air Force 76 • 6-10, 0-4**

#	Player	Total		3-Ptr		Rebounds			PF	TP	A	TO	Blk	Stl	Min
		FG-FGA	FT-FTA	FG-FGA	FT-FTA	Off	Def	Tot							
12	SCOTTIE, Lavelle	f	10-17	4-6	2-2	3	3	6	1	26	0	1	0	1	37
34	SWAN, Ryan	f	4-11	0-1	8-9	6	2	8	4	16	0	2	0	2	24
15	VAN, Jacob	g	1-2	0-1	0-0	0	0	0	2	2	0	1	0	0	8
20	LYONS, Trevor	g	3-7	1-3	0-0	0	5	5	4	7	5	1	0	0	35
44	VAN SOELEN, Keaton	g	2-4	1-3	0-0	1	0	1	0	5	1	2	0	1	27
01	NORMAN, Dane	g	0-0	0-0	1-2	1	1	2	0	1	0	1	0	0	4
02	SIPLES, CJ	g	1-2	0-0	0-0	0	1	1	2	2	0	1	0	1	11
03	TOMES, Sid	g	0-4	0-2	0-0	1	2	3	1	0	2	0	1	0	20
22	LOUDER, Pervis	g	2-8	0-3	2-2	1	2	3	0	6	1	1	1	2	12
24	O'BRIANT, Charles	g	0-0	0-0	0-0	0	0	0	0	0	0	0	0	0	1
30	MANNING, Ryan	g	0-1	0-1	0-0	0	1	1	1	0	0	0	0	0	5
33	TOOHEY, Frank	g	2-5	0-0	7-9	3	0	3	3	11	0	0	0	0	16
Team						0	0	0							
Totals			25-61	6-20	20-24	16	17	33	18	76	9	12	2	7	200

FG % 1st Half: 12-27 44.4% 2nd half: 13-34 38.2% Game: 25-61 41.0% Deadball Rebounds 0  
 3FG % 1st Half: 3-9 33.3% 2nd half: 3-11 27.3% Game: 6-20 30.0%  
 FT % 1st Half: 10-11 90.9% 2nd half: 10-13 76.9% Game: 20-24 83.3%

Officials: Larry Spaulding, Michael Irving, Rick O'Neill  
 Technical fouls: UNLV-None. Air Force-None.  
 Attendance: 1911

Score by periods	1st	2nd	Total
UNLV	43	38	81
Air Force	37	39	76

Points	In	Off	2nd	Fast	Bench
UNLV	36	17	19	4	19
AF	34	16	19	4	20

Last FG - UNLV 2nd-00:19, AF 2nd-00:46.  
 Largest lead - UNLV by 13 1st-13:57, AF None.  
 UNLV led for 37:34. AF led for 00:00. Game was tied for 02:26.

Score tied - 3 times.  
 Lead changed - 0 times.

**NOTES:**

- The UNLV men's basketball team (12-4, 1-2 MW) lost 85-78 to Utah State Jan. 6 at the Thomas & Mack Center.
- The Runnin' Rebels trailed by as many as 15 points in the first half and after being down by 10 at the half (46-36) fought back to take a three-point lead with under nine minutes left (66-63). There were three lead changes and four ties from there as Utah State (10-7, 3-1) closed the game on 9-2 run.
- The Runnin' Rebels had won six of their previous seven games.
- Both teams had four players in double figures in scoring. UNLV was led by freshman forward Brandon McCoy's 23 points, while Koby McEwen had 21 for Utah State.
- STAT OF THE GAME: Utah State shot 56.7 percent (17 of 30) in the first half and finished the game at 52.5 percent (31 of 59). The Aggies also shot 40 percent from 3-point range (10 of 25) and 81.3 percent from the free-throw line (13 of 16).
- QUOTABLE: "Not winning at home is a painful thing. This is not what we planned on and when things don't go your way you need to figure out how to right the ship. It is early in the conference journey, so still very optimistic. Silver lining is guys really fought back. Could have folded up but showed some fight there in the second half. Just wasn't good enough." - UNLV head coach Marvin Menzies.
- Utah State out-rebounded UNLV 36-34 for the game.
- UNLV shot 47 percent from the field (31 of 66).
- UNLV outscored Utah State on points in the paint, 44-26.
- UNLV has now made at least one 3-pointer in 1,022 straight games.
- There were a total of six lead changes and seven ties in the game.
- UNLV used the same starting lineup for the 16th straight game.

**NOTES:**

- The UNLV men's basketball team (13-4, 2-2 MW) defeated Air Force, 81-76, Jan. 10 at Clune Arena. It was the Runnin' Rebels' third straight road victory and their seventh overall win in their last nine games.
- Four UNLV players scored in double figures: senior guard Jordan Johnson (20), junior guard Kris Clyburn (16), senior guard Jovan Mooring (15) and freshman forward Tervell Beck (12).
- Air Force (6-10, 0-4 MW) was led by Lavelle Scottie's game-high 26 points.
- THE TURNING POINT: Mooring made a deep 3-pointer with 18 seconds remaining to give UNLV a 5-point lead (80-75). Johnson also made some big plays near the end of the game, including a 3-pointer with 4:24 left to give the Runnin' Rebels the lead for good.
- RUNNIN' REBELS OF THE GAME: Johnson was 5 of 9 from the field, including 3 of 4 on 3-pointers and was 7 of 8 from the free-throw line. He also had four assists and three steals. Mooring was 5 of 10 shooting overall, including 4 of 8 on 3-pointers. He also had four assists and recorded a steal.
- STAT OF THE GAME: UNLV shot a season-high-tying 63.0 percent from the field (29 of 46) for the game after making 68.2 percent (15 of 22) in the first half. The Runnin' Rebels shot 50 percent from 3-point range (9 of 18) for the game.
- QUOTABLE: "I am proud of the guys' energy and was really impressed with our effort. There are a lot of things to clean up and work on, but I do think the thing that was lacking the last couple of games was that Runnin' Rebel pride and the energy that is necessary to don this uniform. I think we had it tonight." - UNLV head coach Marvin Menzies.
- It was UNLV's first win at Air Force since 2014.
- UNLV had twice as many assists as Air Force, 18-9.
- UNLV held Air Force to 41.0 percent shooting from the field and 30.0 percent on 3-pointers.
- UNLV led by as many as 13 points in the first half, before Air Force cut it to one with 2:19 until halftime.
- UNLV never trailed in the game.
- Air Force had 16 offensive rebounds and led in second-chance points, 19-2.
- UNLV has now made at least one 3-pointer in 1,023 straight games.
- UNLV used the same starting lineup for the 17th straight game.

**Official Basketball Box Score -- Game Totals -- Final Statistics**  
**New Mexico vs UNLV**  
**01/17/18 7:00 PM at Tarkanian Court, Thomas & Mack Center****New Mexico 85 • 9-11, 4-3**

#	Player	Total		3-Ptr	Rebounds			PF	TP	A	TO	Blk	Stl	Min
		FG	FGA		Off	Def	Tot							
10	MALUACH, Makuach	f	7-12	2-3	3-4	2	1	3	5	19	1	0	0	19
11	SIMMONS, Jachai	f	0-0	0-0	0-0	0	2	2	2	0	0	0	2	14
15	PINCHUK, Vladimir	c	5-5	0-0	0-1	0	3	3	1	10	0	0	0	25
03	JACKSON, Antino	g	5-15	3-7	4-4	1	3	4	0	17	5	5	0	33
32	MATHIS, Anthony	g	4-12	3-9	3-3	0	2	2	3	14	1	0	0	29
01	McNEAL, Chris		0-4	0-2	1-2	0	3	3	0	1	0	2	0	18
04	MONDRAGON, Mike		0-0	0-0	0-0	0	0	0	1	0	0	2	0	4
05	FURSTINGER, Joe		3-8	0-1	8-8	3	6	9	4	14	4	1	0	32
14	KUIPER, Dane		4-8	2-4	0-0	3	2	5	4	10	1	1	1	26
Team					2	1	3							
Totals			28-64	10-26	19-22	11	23	34	20	85	12	11	1	5
FG % 1st Half: 12-30		40.0%	2nd half: 16-34		47.1%	Game: 28-64		43.8%	Deadball					
3FG % 1st Half: 2-9		22.2%	2nd half: 8-17		47.1%	Game: 10-26		38.5%	Rebounds					
FT % 1st Half: 9-10		90.0%	2nd half: 10-12		83.3%	Game: 19-22		86.4%						

**UNLV 81 • 13-5, 2-3**

#	Player	Total		3-Ptr	Rebounds			PF	TP	A	TO	Blk	Stl	Min
		FG	FGA		Off	Def	Tot							
10	Juiston,Shakur	f	7-10	0-0	0-0	4	10	14	3	14	2	3	0	1
44	McCoy,Brandon	f	4-10	0-1	1-3	3	3	6	4	9	0	1	1	0
01	Clyburn,Kris	g	1-8	0-5	1-6	3	1	4	2	3	4	4	1	0
24	Johnson,Jordan	g	5-12	1-2	8-8	0	2	2	3	19	5	1	0	1
30	Mooring,Jovan	g	6-12	1-4	5-7	0	2	2	1	18	3	2	0	1
03	Hardy,Amauri		2-5	0-1	2-3	1	0	1	1	6	3	0	1	0
11	Dembele,Cheickna		1-1	0-0	1-2	1	1	2	1	3	1	0	0	5
14	Beck,Tervell		0-0	0-0	0-0	0	1	1	1	0	0	0	0	4
34	Diong,Cheikh Mbacke		4-4	0-0	1-1	0	6	6	4	9	0	1	4	2
Team					1	1	2							
Totals			30-62	2-13	19-30	13	27	40	20	81	18	12	7	5
FG % 1st Half: 14-32		43.8%	2nd half: 16-30		53.3%	Game: 30-62		48.4%	Deadball					
3FG % 1st Half: 0-7		0.0%	2nd half: 2-6		33.3%	Game: 2-13		15.4%	Rebounds					
FT % 1st Half: 7-12		58.3%	2nd half: 12-18		66.7%	Game: 19-30		63.3%						

Officials: David Hall, Randy McCall, Verne Harris  
Technical fouls: New Mexico-TEAM. UNLV-McCoy,Brandon.  
Attendance: 10546

Score by periods	1st	2nd	Total
New Mexico	35	50	85
UNLV	35	46	81

Points	In	Off	2nd	Fast	Bench
NM	34	13	12	2	25
UNLV	54	12	12	18	18

Last FG - NM 2nd-00:11, UNLV 2nd-01:15.  
Largest lead - NM by 7 1st-12:02, UNLV by 11 2nd-06:48.  
NM led for 17:58. UNLV led for 17:27. Game was tied for 04:33.Score tied - 10 times.  
Lead changed - 5 times.**Official Basketball Box Score -- Game Totals -- Final Statistics**  
**UNLV vs Colorado State**  
**01/20/18 3:00 PM at Fort Collins, Colo. (Moby Arena)****UNLV 79 • 14-5, 3-3 MW**

#	Player	Total		3-Ptr	Rebounds			PF	TP	A	TO	Blk	Stl	Min
		FG	FGA		Off	Def	Tot							
10	Juiston,Shakur	f	9-12	0-0	1-2	2	6	8	4	19	0	3	1	0
44	McCoy,Brandon	f	4-8	0-0	1-2	2	8	10	3	9	1	0	1	0
01	Clyburn,Kris	g	1-4	1-3	2-2	2	1	3	2	5	0	1	0	0
24	Johnson,Jordan	g	3-8	2-5	6-6	0	4	4	1	14	4	2	0	1
30	Mooring,Jovan	g	5-14	3-8	4-5	0	4	4	2	17	4	2	0	2
03	Hardy,Amauri		3-6	1-4	2-2	0	0	0	2	9	0	0	0	0
11	Dembele,Cheickna		0-0	0-0	1-1	0	0	0	0	1	0	0	1	0
14	Beck,Tervell		2-5	1-3	0-0	0	0	0	0	5	1	0	0	0
34	Diong,Cheikh Mbacke		0-2	0-0	0-0	0	3	3	1	0	1	1	1	1
Team					0	4	4							
Totals			27-59	8-23	17-20	6	30	36	15	79	11	9	4	4
FG % 1st Half: 15-31		48.4%	2nd half: 12-28		42.9%	Game: 27-59		45.8%	Deadball					
3FG % 1st Half: 3-10		30.0%	2nd half: 5-13		38.5%	Game: 8-23		34.8%	Rebounds					
FT % 1st Half: 3-3		100.0%	2nd half: 14-17		82.4%	Game: 17-20		85.0%						

**Colorado State 74 • 10-11, 3-5 MW**

#	Player	Total		3-Ptr	Rebounds			PF	TP	A	TO	Blk	Stl	Min
		FG	FGA		Off	Def	Tot							
10	BOB,Che	f	3-7	1-1	5-7	0	7	7	3	12	0	1	0	1
20	JAMES,Deion	f	5-11	0-3	4-5	3	2	5	2	14	2	2	1	1
32	CARVACHO,Nico	f	2-9	0-3	2-2	7	9	16	3	6	2	1	1	0
15	BONNER,Anthony	g	2-8	0-2	0-0	0	1	1	3	4	0	0	0	1
22	PAIGE,J.D.	g	8-14	3-6	0-1	0	1	1	3	19	2	2	0	0
03	MITCHELL,Raquan		6-17	1-3	4-5	1	6	7	2	17	3	1	0	1
13	JENKINS, Lorenzo		1-2	0-1	0-0	0	0	0	0	2	0	0	0	0
21	RYAN,Logan		0-0	0-0	0-0	1	0	1	2	0	0	0	0	0
Team					1	0	1							
Totals			27-68	5-19	15-20	13	26	39	18	74	9	7	2	4
FG % 1st Half: 13-35		37.1%	2nd half: 14-33		42.4%	Game: 27-68		39.7%	Deadball					
3FG % 1st Half: 3-10		30.0%	2nd half: 2-9		22.2%	Game: 5-19		26.3%	Rebounds					
FT % 1st Half: 7-8		87.5%	2nd half: 8-12		66.7%	Game: 15-20		75.0%						

Officials: Rick Hartzell, Kelly Self, Doran Gottschall  
Technical fouls: UNLV-None. Colorado State-None.  
Attendance: 4383

Score by periods	1st	2nd	Total
UNLV	36	43	79
Colorado State	36	38	74

Points	In	Off	2nd	Fast	Bench
UNLV	28	10	8	2	15
CSU	38	8	8	2	19

Last FG - UNLV 2nd-00:29, CSU 2nd-03:42.  
Largest lead - UNLV by 5 1st-03:24, CSU by 9 2nd-05:51.  
UNLV led for 12:46, CSU led for 21:20. Game was tied for 05:54.Score tied - 7 times.  
Lead changed - 12 times.**NOTES:**

- The UNLV men's basketball team (13-5, 2-3 MW) lost to New Mexico, 85-81, Jan. 17 at the Thomas & Mack Center.
- Senior guard Jordan Johnson scored a game-high-tying 19 points and had five assists. Senior guard Jovan Mooring scored 18 points and junior forward Shakur Juiston recorded his eighth double-double of the season with 14 points and 14 rebounds.
- The Lobos (9-11, 4-3 MW) had six players score in double figures and were led by Makuach Maluach's 19 points.
- THE TURNING POINT: UNLV led by 11 with 6:48 to play, but New Mexico went on a 13-3 run to cut UNLV's lead to just one (70-69) with 4:22 left. UNLV then led 76-71 with 2:14 left but the Lobos scored the game's final nine points, including a key 3-pointer with 11 seconds left to put them up by two.
- STAT OF THE GAME: UNLV was just 2 of 13 on 3-pointers and 19 of 30 from the free-throw line.
- The game was tied at 35 at halftime.
- UNLV was 0 for 7 from 3-point range in the first half and made its first 3-pointer with 5:37 to play in the game.
- UNLV has now made at least one 3-pointer in 1,024 straight games.
- UNLV used the same starting lineup for the 18th straight game.
- UNLV out-rebounded New Mexico, 40-34.
- UNLV scored 54 points in the paint to UNM's 34.
- There were five lead changes and 10 ties throughout the game.

**NOTES:**

- The UNLV men's basketball team (14-5, 3-3 MW) scored the game's final 14 points and came back to defeat Colorado State, 79-74, Jan. 20 at Moby Arena. It was the Runnin' Rebels' fourth straight road victory.
- Senior guard Jovan Mooring made a 3-pointer with 28 seconds left to break a 74-74 tie giving the UNLV the lead for good.
- Junior forward Shakur Juiston scored a game-high-tying 19 points with eight rebounds, Mooring added 17 points and senior guard Jordan Johnson contributed 14 points. Freshman forward Brandon McCoy had a team-high 10 rebounds to go with his nine points.
- CSU (10-11, 3-5 MW) had four players score in double figures, led by J.D. Paige's 19 points. Nico Carvacho pulled down a game-high 16 rebounds for the Rams.
- THE TURNING POINT: Down nine (74-65) with 3:42 to go, UNLV scored the final 14 points of the game. Mooring had seven during that stretch, while Johnson had five.
- RUNNIN' REBEL OF THE GAME: Juiston was 9 of 12 from the field for the game after going 7 of 7 in the first half. He made his first nine attempts overall before missing. He also had eight rebounds.
- STATS OF THE GAME: UNLV was 17 of 20 from the free-throw line (85.0 percent) and committed just nine turnovers.
- QUOTEABLE: "I was really pleased with the effort, especially defensively down the stretch. It was just a great team win. There was a great spirit on the bench and it was a great feeling in the locker room. But you can't get too high or too low, we just have to take this victory and get to work to get ready for Fresno State on Tuesday." - UNLV head coach Marvin Menzies.
- It was UNLV's first win at Colorado State since 2011 and snapped a six-game Runnin' Rebel losing streak at Moby Arena.
- UNLV is now 3-0 in Mountain West road games and 0-3 in league contests at home.
- UNLV has now made at least one 3-pointer in 1,025 straight games.
- UNLV has used the same starting lineup in all 19 games this season.
- The game had 12 lead changes and seven ties.





**Official Basketball Box Score -- Game Totals -- Final Statistics**  
**UNLV vs Fresno State**  
**01/23/18 8:00 PM at Save Mart Center --- Fresno, Calif.**

**UNLV 63 • 14-6, 3-4 MW**

#	Player	Total		3-Ptr	Rebounds			PF	TP	A TO Blk Stl					Min
		FG-FGA	FG-FGA		Off	Def	Tot			A	TO	Blk	Stl		
10	Juiston,Shakur	f	3-7	0-0	0-0	1	4	5	3	6	1	4	0	1	20
44	McCoy,Brandon	f	6-15	0-0	1-2	5	8	13	0	13	0	2	2	0	30
01	Clyburn,Kris	g	0-3	0-2	0-0	1	3	4	0	0	0	3	0	0	18
24	Johnson,Jordan	g	6-12	1-4	5-5	0	2	2	5	18	1	3	0	1	38
30	Mooring,Jovan	g	3-9	1-5	3-3	1	0	1	1	10	2	2	0	1	32
03	Hardy,Amauri	g	2-5	0-1	0-0	0	0	0	3	4	1	0	1	1	23
11	Dembele,Cheickna	g	0-1	0-0	0-0	0	0	0	1	0	0	1	0	0	4
14	Beck,Tervell	g	4-5	1-1	1-2	1	4	5	2	10	0	1	0	1	21
34	Diong,Cheikh Mbacke	g	1-1	0-0	0-0	3	2	5	3	2	1	0	0	0	14
Team					0	1	1								
Totals			25-58	3-13	10-12	12	24	36	18	63	6	16	3	5	200
FG % 1st Half: 10-25		40.0%	2nd half: 15-33	45.5%	Game: 25-58		43.1%	Deadball							
3FG % 1st Half: 3-10		30.0%	2nd half: 0-3	0.0%	Game: 3-13		23.1%	Rebounds							
FT % 1st Half: 6-8		75.0%	2nd half: 4-4	100.0	Game: 10-12		83.3%	2							

**Fresno State 69 • 15-6, 5-3 MW**

#	Player	Total		3-Ptr	Rebounds			PF	TP	A TO Blk Stl					Min
		FG-FGA	FG-FGA		Off	Def	Tot			A	TO	Blk	Stl		
11	WILLIAMS, Bryson	f	10-14	0-0	0-0	1	3	4	1	20	4	2	0	1	35
20	BITTNER, Sam	f	0-2	0-2	0-0	0	0	0	0	0	1	1	0	1	13
01	HOPKINS, Jaron	g	2-7	0-0	1-2	0	3	3	3	5	1	1	0	2	32
21	TAYLOR, Deshon	g	3-12	1-3	7-9	2	3	5	2	14	1	2	0	2	32
22	BOWLES, Ray	g	3-7	2-4	0-0	2	4	6	2	8	3	1	0	1	36
05	TAYLOR, Jahmel	g	1-3	0-1	0-0	0	1	1	1	2	2	0	0	0	20
32	GRIMES, Nate	g	1-4	0-0	0-0	2	2	4	0	2	0	1	1	1	11
34	CARTER II, Terrell	g	8-12	0-0	2-2	2	4	6	3	18	2	1	2	0	21
Team					1	1	2								
Totals			28-61	3-10	10-13	10	21	31	15	69	14	9	3	8	200
FG % 1st Half: 15-31		48.4%	2nd half: 13-30	43.3%	Game: 28-61		45.9%	Deadball							
3FG % 1st Half: 1-2		50.0%	2nd half: 2-8	25.0%	Game: 3-10		30.0%	Rebounds							
FT % 1st Half: 5-6		83.3%	2nd half: 5-7	71.4%	Game: 10-13		76.9%	2							

Officials: Randy McCall, John Higgins, Eric Curry  
 Technical fouls: UNLV-None. Fresno State-None.  
 Attendance: 5385

Score by periods			Points			In			Off			2nd			Fast			Bench		
UNLV	1st	2nd	UNLV	1st	2nd	Paint	T/O	Chance	Paint	T/O	Chance	Paint	T/O	Chance	Break	Paint	T/O	Chance	Break	Bench
UNLV	29	34	63	42	8	19	14	4	15	7	4	14	1	4	22	16	1	11	5	35
Fresno State	36	33	69	40	15	19	14	4	15	7	4	14	1	4	22	16	1	11	5	35

Last FG - UNLV 2nd-01:01, FS 2nd-01:38.  
 Largest lead - UNLV by 7 1st-09:44, FS by 9 2nd-18:48.  
 UNLV led for 05:21. FS led for 29:49. Game was tied for 04:23.

Score tied - 6 times.  
 Lead changed - 4 times.

**Official Basketball Box Score -- Game Totals -- Final Statistics**  
**San Diego State vs UNLV**  
**01/27/18 7:00 PM at Tarkanian Court, Thomas & Mack Center**

**San Diego State 78 • 12-8, 4-5**

#	Player	Total		3-Ptr	Rebounds			PF	TP	A TO Blk Stl					Min
		FG-FGA	FG-FGA		Off	Def	Tot			A	TO	Blk	Stl		
05	MCDANIELS, Jalen	f	4-9	0-0	1-2	3	3	6	2	9	0	2	1	0	24
11	MITCHELL, Matt	f	4-9	2-5	1-2	2	6	8	3	11	3	3	0	1	34
21	POPE, Malik	f	6-14	1-3	1-2	4	4	8	4	14	2	2	1	0	28
00	WATSON, Devin	g	3-11	2-4	1-2	3	1	4	1	9	4	4	0	0	37
03	KELL, Trey	g	0-1	0-1	0-0	0	2	2	0	0	0	1	0	0	3
10	MONTANA, Max	g	4-7	2-4	1-2	3	0	3	4	11	0	3	0	1	24
20	SCHAKEL, Jordan	g	1-3	1-3	0-0	0	1	1	4	3	1	0	0	1	13
42	HEMSLEY, Jeremy	g	7-12	1-2	4-5	0	2	2	1	19	2	1	0	0	30
45	ROOKS, Kameron	g	1-2	0-0	0-0	1	2	3	1	2	0	0	1	0	7
Team					2	0	2								
Totals			30-68	9-22	9-15	18	21	39	20	78	12	16	3	3	200
FG % 1st Half: 16-37		43.2%	2nd half: 14-31	45.2%	Game: 30-68		44.1%	Deadball							
3FG % 1st Half: 4-12		33.3%	2nd half: 5-10	50.0%	Game: 9-22		40.9%	Rebounds							
FT % 1st Half: 2-2		100.0	2nd half: 7-13	53.8%	Game: 9-15		60.0%	1							

**UNLV 88 • 15-6, 4-4**

#	Player	Total		3-Ptr	Rebounds			PF	TP	A TO Blk Stl					Min
		FG-FGA	FG-FGA		FT-FTA	Off	Def			Tot	A	TO	Blk	Stl	
10	Juiston,Shakur	f	10-13	0-0	1-2	5	6	11	3	21	5	1	0	4	36
14	Beck,Tervell	f	2-4	1-1	0-0	0	3	3	0	5	0	3	1	1	29
44	McCoy,Brandon	f	9-12	0-0	3-8	1	6	7	3	21	2	3	2	0	31
24	Johnson,Jordan	g	4-11	0-3	6-6	0	3	3	4	14	4	2	1	2	36
30	Mooring,Jovan	g	4-7	2-4	2-4	0	5	5	3	12	5	2	0	0	26
01	Clyburn,Kris	g	2-4	0-2	1-2	0	1	1	0	5	0	0	0	0	15
03	Hardy,Amauri	g	1-4	1-4	0-0	0	0	0	0	3	2	1	0	0	18
34	Diong,Cheikh Mbacke	g	2-3	0-0	3-5	1	1	2	1	7	0	0	0	2	9
Team						1	0	1							
Totals			34-58	4-14	16-27	8	25	33	14	88	18	12	4	9	200
FG % 1st Half: 15-28		53.6%	2nd half: 19-30	63.3%	Game: 34-58		58.6%	Deadball							
3FG % 1st Half: 1-7		14.3%	2nd half: 3-7	42.9%	Game: 4-14		28.6%	Rebounds							
FT % 1st Half: 7-11		63.6%	2nd half: 9-16	56.3%	Game: 16-27		59.3%	6							

Officials: Mike Reed, Tommy Nunez, Nate Harris  
 Technical fouls: San Diego State-WATSON, Devin. UNLV-Johnson,Jordan.  
 Attendance: 11137

Score by periods			Points			In			Off			2nd			Fast			Bench		
San Diego State	1st	2nd	San Diego State	1st	2nd	Paint	T/O	Chance	Paint	T/O	Chance	Paint	T/O	Chance	Break	Paint	T/O	Chance	Break	Bench
San Diego State	38	40	78	30	14	19	14	5	35	10	11	10	11	11	35	16	1	11	5	35
UNLV	38	50	88	48	18	10	11	11	35	10	11	10	11	11	35	16	1	11	5	35

Last FG - SDSU 2nd-03:02, UNLV 2nd-01:03.  
 Largest lead - SDSU by 1 1st-02:28, UNLV by 12 2nd-07:11.  
 SDSU led for 01:47. UNLV led for 35:47. Game was tied for 02:26.

**NOTES:**

- The UNLV men's basketball team (15-6, 4-4 MW) defeated San Diego State, 88-78, Jan. 27 at the Thomas & Mack Center. The win snapped an 11-game losing streak to the Aztecs and was the Runnin' Rebels' first at home in Mountain West play.
- UNLV had four players score in double figures, led by junior forward Shakur Juiston's double-double of 21 points and game high of 11 rebounds. Freshman forward Brandon McCoy also scored 21 points, while senior guard Jordan Johnson had 14 and senior guard Jovan Mooring added 12.
- The Aztecs (12-8, 4-5 MW) also had four score in double figures, led by Jeremy Hemsley's 19 points.
- THE TURNING POINT: UNLV led by 12 points with seven minutes to play, but San Diego State trimmed its deficit to just two points (77-75) with 4:30 to go. Back-to-back jumpers from McCoy and Mooring, then two free throws by Johnson put the Runnin' Rebels back up by eight with just over three minutes left.
- RUNNIN' REBELS OF THE GAME: In addition to his ninth double-double of the season, Juiston had five assists and a career-high four steals. He was 10 of 13 from the field. McCoy was 9 of 12 shooting, while grabbing seven rebounds and blocking two shots. Together they combined for 42 points and 18 rebounds, while shooting 19 of 25 from the field.
- STAT OF THE GAME: UNLV shot 58.6 percent from the field for the game (34 of 58). The Runnin' Rebels made 63.3 percent of their shots during the second half (19 of 30).
- UNLV's shooting percentage of 58.6 percent was the highest by an Aztecs opponent since the 2006-07 season - a stretch of 11 seasons and 403 games.
- QUOTABLE: "Great game, great effort. Really proud of our guys. Happy for them to get the monkey off their back of the streak of losses against a phenomenal program that has been well-built and sustained over the years.
- "I think that our guys can be so much better. There is so much they can learn still, but they are buying in even more and more. The energy and effort again was there tonight, but for a longer period of time. I thought the focus was better and they were a little more disciplined with the scouting report. If we can just make incremental steps, we will get ourselves in a position to keep winning games." - UNLV head coach Marvin Menzies.
- The win also snapped a seven-game losing streak at the Thomas & Mack Center to SDSU.
- It was UNLV's first win vs. San Diego State since 2013.
- UNLV went to the free-throw line 12 more times than the Aztecs.
- UNLV shot over 50 percent for the 13th time this season.
- UNLV led in points in the paint, 48-30.
- UNLV has now made at least one 3-pointer in 1,027 straight games.
- Freshman forward Tervell Beck started in place of junior guard Kris Clyburn. It was the first time this season that UNLV changed its starting lineup.
- The game had eight lead changes and four ties.
- The game was tied at the half, 38-38.
- Lil Jon did "Lights, Please" live on the court before introductions.

**Official Basketball Box Score -- Game Totals -- Final Statistics**  
**San Jose State vs UNLV**  
**01/31/18 8:00 PM at Tarkanian Court, Thomas & Mack Center****San Jose State 67 • 3-18, 0-10**

#	Player	Total		3-Ptr		Rebounds			PF	TP	A TO Blk Stl					Min
		FG-FGA	FT-FTA	FG-FGA	FT-FTA	Off	Def	Tot								
05	FISHER, Keith	f	5-14	0-0	0-1	1	5	6	4	10	2	0	0	4	39	
32	WELAGE, Ryan	f	7-15	4-7	3-3	0	4	4	2	21	0	0	0	1	40	
41	CHASTAIN, Ashton	c	3-3	0-0	0-0	0	1	1	3	6	0	2	0	1	16	
20	BAUMANN, Noah	g	2-9	1-6	0-0	0	4	4	2	5	5	0	0	0	31	
21	JAMES, Jalen	g	1-4	0-0	0-0	0	2	2	1	2	1	0	0	0	12	
10	NICHOLS, Isaiah	g	0-1	0-0	0-0	0	2	2	2	0	1	1	0	0	8	
13	BARRY, Oumar	g	6-8	0-1	0-0	1	1	2	2	12	1	1	0	0	26	
25	HILLSMAN, Jaycee	g	5-7	1-1	0-1	2	1	3	3	11	2	3	0	0	28	
Team						0	0	0								
Totals			29-61	6-15	3-5	4	20	24	19	67	12	7	0	6	200	
FG % 1st Half: 14-32 43.8% 2nd half: 15-29 51.7% Game: 29-61 47.5% Deadball Rebounds 0																
3FG % 1st Half: 5-11 45.5% 2nd half: 1-4 25.0% Game: 6-15 40.0%																
FT % 1st Half: 1-2 50.0% 2nd half: 2-3 66.7% Game: 3-5 60.0%																

**UNLV 76 • 16-6, 5-4**

#	Player	Total		3-Ptr		Rebounds			PF	TP	A TO Blk Stl					Min
		FG-FGA	FT-FTA	FG-FGA	FT-FTA	Off	Def	Tot								
10	Juiston,Shakur	f	5-7	0-0	0-1	2	7	9	4	10	1	1	0	1	26	
14	Beck,Tervell	f	5-9	0-3	2-3	2	0	2	0	12	0	3	0	0	24	
44	McCoy,Brandon	f	8-13	0-0	6-7	6	11	17	3	22	0	2	3	0	32	
24	Johnson,Jordan	g	4-9	3-6	4-5	1	3	4	3	15	6	2	0	0	37	
30	Mooring,Jovan	g	3-11	0-6	0-0	0	2	2	2	6	2	0	0	2	33	
01	Clyburn,Kris	g	3-6	2-5	1-2	0	2	2	1	9	6	1	1	1	25	
03	Hardy,Amauri	g	0-2	0-1	0-0	0	2	2	0	0	2	1	0	0	15	
11	Dembele,Cheickna	g	0-0	0-0	0-0	0	0	0	0	0	0	1	0	0	1	
34	Diong,Cheikh Mbacke	g	1-1	0-0	0-0	2	0	2	1	2	0	0	0	0	7	
Team						1	3	4								
Totals			29-58	5-21	13-18	14	30	44	14	76	17	12	4	4	200	
FG % 1st Half: 14-31 45.2% 2nd half: 15-27 55.6% Game: 29-58 50.0% Deadball Rebounds 0																
3FG % 1st Half: 3-13 23.1% 2nd half: 2-8 25.0% Game: 5-21 23.8%																
FT % 1st Half: 8-10 80.0% 2nd half: 5-8 62.5% Game: 13-18 72.2%																

Officials: Dick Cartmell, Larry Spaulding, Jim Schipper  
Technical fouls: San Jose State-None. UNLV-None.  
Attendance: 11344

Score by periods	1st	2nd	Total
San Jose State	34	33	67
UNLV	39	37	76

Last FG - SJ 2nd-00:18, UNLV 2nd-01:01.

Largest lead - SJ by 5 1st-18:36, UNLV by 15 2nd-05:36.

SJ led for 10:30. UNLV led for 27:09. Game was tied for 02:21.

Points	In	Off	2nd	Fast	Bench
SJ	36	13	3	0	23
UNLV	40	7	15	10	11

Score tied - 2 times.  
Lead changed - 3 times.**Official Basketball Box Score -- Game Totals -- Final Statistics**  
**UNLV vs Boise State**  
**02/03/18 6 pm at Boise, Idaho - Taco Bell Arena****UNLV 91 • 16-7, 5-5**

#	Player	Total		3-Ptr		Rebounds			PF	TP	A TO Blk Stl					Min
		FG-FGA	FT-FTA	FG-FGA	FT-FTA	Off	Def	Tot								
10	Juiston,Shakur	f	7-9	1-1	2-2	1	6	7	4	17	0	2	0	2	35	
14	Beck,Tervell	f	1-1	0-0	0-0	0	0	0	3	2	0	1	0	0	12	
44	McCoy,Brandon	f	9-15	1-1	5-5	4	4	8	1	24	1	3	2	0	37	
24	Johnson,Jordan	g	5-12	1-6	12-13	0	2	2	4	23	6	1	1	0	42	
30	Mooring,Jovan	g	4-12	2-8	2-2	0	3	3	4	12	4	1	0	0	32	
00	Green,Jay	g	0-1	0-1	0-0	0	0	0	1	0	0	0	0	0	6	
01	Clyburn,Kris	g	2-4	0-2	0-1	0	3	3	2	4	0	0	0	0	16	
03	Hardy,Amauri	g	4-6	1-3	0-0	0	4	4	4	9	3	1	0	0	29	
11	Dembele,Cheickna	g	0-0	0-0	0-0	0	0	0	0	0	0	0	0	0	2	
34	Diong,Cheikh Mbacke	g	0-0	0-0	0-0	0	1	1	1	0	0	0	1	1	14	
Team						0	3	3								
Totals			32-60	6-22	21-23	5	26	31	24	91	14	9	4	3	225	
FG % 1st Half: 16-26 61.5% 2nd half: 13-27 48.1% OT: 3-7 42.9% Game: 32-60 53.3% Deadball Rebounds 0																
3FG % 1st Half: 4-10 40.0% 2nd half: 1-9 11.1% OT: 1-3 33.3% Game: 6-22 27.3%																
FT % 1st Half: 5-7 71.4% 2nd half: 14-14 100.0% OT: 2-2 100.0% Game: 21-23 91.3%																

**Boise State 93 • 19-4, 9-2**

#	Player	Total		3-Ptr		Rebounds			PF	TP	A TO Blk Stl					Min
		FG-FGA	FT-FTA	FG-FGA	FT-FTA	Off	Def	Tot								
11	HANEY, Zach	f	4-6	0-0	1-2	1	4	5	3	9	1	1	0	1	28	
43	SENGFELDER, Chris	f	4-8	1-3	1-2	3	2	5	2	10	1	1	0	0	35	
02	WILLIAMS, Lexus	g	3-10	3-6	3-4	1	2	3	5	12	5	2	0	1	33	
03	JESSUP, Justinian	g	5-8	5-8	3-4	0	7	7	2	18	1	1	1	1	35	
15	HUTCHISON, Chandler	g	6-18	1-8	8-12	0	2	2	2	21	8	2	0	1	41	
00	DICKINSON, Marcus	g	2-6	2-5	6-6	0	3	3	2	12	1	0	0	0	26	
33	WACKER, David	g	2-3	0-0	0-0	3	0	3	1	4	0	0	0	0	15	
34	HOBBS, Alex	g	3-4	1-2	0-0	0	2	2	3	7	0	0	0	0	12	
Team						2	1	3								
Totals			29-63	13-32	22-30	10	23	33	20	93	17	7	1	4	225	
FG % 1st Half: 14-33 42.4% 2nd half: 14-28 50.0% OT: 1-2 50.0% Game: 29-63 46.0% Deadball Rebounds 0																
3FG % 1st Half: 6-18 33.3% 2nd half: 7-14 50.0% OT: 0-0 0.0% Game: 13-32 40.6%																
FT % 1st Half: 6-9 66.7% 2nd half: 7-11 63.6% OT: 9-10 90.0% Game: 22-30 73.3%																

Officials: Michael Greenstein, Bill Vinovich and Doran Gotschall  
Technical fouls: UNLV-None. Boise State-None.  
Attendance: 10737

Score by periods	1st	2nd	OT	Total
UNLV	41	41	9	91
Boise State	40	42	11	93

Last FG - UNLV OT-00:25, BSU OT-04:27.

Largest lead - UNLV by 5 2nd-18:27, BSU by 12 2nd-11:49.

UNLV led for 10:33. BSU led for 29:01. Game was tied for 05:26.

Points	In	Off	2nd	Fast	Bench
UNLV	36	8	5	6	13
BSU	28	7	14	2	23

Score tied - 8 times.  
Lead changed - 12 times.**NOTES:**

- The UNLV men's basketball team (16-7, 5-5 MW) rallied from 12 down in the second half to force overtime, but lost in heartbreaking fashion, 93-91, at Boise State on Feb. 3.
- The loss snapped the Runnin' Rebels' two-game win streak.
- UNLV had four players score in double figures, led by freshman forward Brandon McCoy's 24 points and senior guard Jordan Johnson's 23. Junior forward Shakur Juiston added 17 points, while senior guard Jovan Mooring had 12.
- Boise State (19-4, 9-2 MW) had five players score in double figures, led by Chandler Hutchison's 21 points. He also had a game-high eight assists.
- THE TURNING POINT: After Boise State used a 14-0 run to take a 12-point lead at 65-53 with just under 12 minutes left in the game, UNLV fought back to cut Boise State's lead to just three with six minutes to go after a 15-6 run.
- FORCING OVERTIME: Juiston made his second 3-pointer of the season with 20 seconds left in regulation to cut Boise State's lead to one point at 81-80. After Boise State's Lexus Williams made one of two free throws, Johnson was fouled and made both of his shots from the charity stripe with 12.6 seconds remaining. Hutchison then missed an eight-foot baseline jumper sending the game to overtime. UNLV closed regulation with a 12-4 run.
- IN OVERTIME: Down two, 93-91, with six seconds left in overtime, Johnson drove the lane but missed a reverse layup and McCoy's tip attempt at the buzzer didn't go. McCoy scored seven of UNLV's nine overtime points.
- RUNNIN' REBEL OF THE GAME: McCoy was 9 of 15 from the field, including a 3-pointer. He made all five of his free-throw attempts and pulled down a team-high eight rebounds. He also blocked two shots.
- STAT OF THE GAME: UNLV led by one at halftime after making 61.5 percent of its shots in the first half (16 of 26).
- QUOTABLE: "There was an energy in the building and it was an exciting place to play. It was a fun game to coach. Proud of my guys and proud of their fight. We showed an improvement and that's what we have to keep doing. We stayed together and trusted each other. We tried to do some different things on defense and keep them off balance but they had some guys that stepped up." - UNLV head coach Marvin Menzies.
- Four of UNLV's last six games at Boise State have gone to overtime.
- It was the fourth overtime game of the season for UNLV (1-3).
- UNLV scored 90 or more points for the ninth time this season.
- UNLV shot 50 percent or better for the 15th time this season.
- UNLV shot a season-high 91.3 percent from the free-throw line (21 of 23). Johnson was 12 of 13.
- Boise State made a UNLV-opponent season-high 13 3-pointers.
- There were 12 lead changes and eight ties throughout the game.
- UNLV has now made at least one 3-pointer in 1,029 straight games.
- Boise State won both regular-season games vs. UNLV this season, also winning 83-74 in Las Vegas on Dec. 30.

**NOTES:**

- The UNLV men's basketball team (16-6, 5-4 MW) defeated San Jose State, 76-67, Jan. 31 at the Thomas & Mack Center. The win earned the Runnin' Rebels a regular-season series sweep over the Spartans, was their second straight victory and third in their last four games.
- UNLV had four players score in double figures, led by freshman forward Brandon McCoy's game highs of 22 points and 17 rebounds. Senior guard Jordan Johnson had 15 points, freshman forward Tervell Beck scored 12 and junior forward Shakur Juiston contributed 10 with nine rebounds.
- The Spartans (3-18, 0-10 MW) also had four score in double figures, led by Ryan Welage's 21 points.
- THE TURNING POINT: San Jose State got within three points, 52-49 with 10 minutes left, but junior guard Kris Clyburn hit a corner 3-pointer and senior guard Jovan Mooring got a steal and a breakaway layup to push UNLV's lead back to eight 30 seconds later. The Spartans didn't get closer than six points the rest of the way.
- RUNNIN' REBEL OF THE GAME: McCoy recorded his 12th double-double of the season. He was 8 of 13 from the field and 6 of 7 from the free-throw line. He also blocked three shots.
- STAT OF THE GAME: UNLV made 55.6 percent (15 of 27) of its field goals in the second half.
- QUOTABLE: "I'm glad my guys bought in to the defensive side of the ball in the second half. I called an early timeout, I just didn't think they came out with the energy and the pop that we needed. Everybody wants to beat the Rebels, so you are going to get everybody's best shot. You need to make sure you show up every single night. I think we are still learning that lesson. Hopefully we learned a lesson and got the W, but we can't afford to not embrace that opportunity to wear the Scarlet and Gray and don the Rebel jersey. We have to do a better job understanding the value of having one of those jerseys. I have to keep teaching them and educating them and I know we will get them there eventually." - UNLV head coach Marvin Menzies.
- UNLV is above .500 in Mountain West play for the first time this season.
- McCoy has now shot 17 of 25 over his last two games with a total of 43 points and 24 rebounds.
- Juiston is 15 of 20 over the same span with 31 points and 20 rebounds.
- McCoy and Juiston combined for 32 points and 26 rebounds vs. SJSU (13 of 20 FG).
- UNLV went to the free-throw line 13 more times than the Spartans.
- UNLV shot 50 percent or better for the 14th time this season.
- UNLV out-rebounded San Jose State by 20, 44-24.
- UNLV has now made at least one 3-pointer in 1,028 straight games.
- Beck made his second start of the season.
- UNLV led 39-34 at halftime.- UNLV's pregame introductions featured 3D Video Projection Mapping for the first time.
- The game was the annual Coaching for Literacy Game.
- UNLV defeated San

**Official Basketball Box Score -- Game Totals -- Final Statistics**  
**UNLV vs UNR**  
**02/06/18 8:05 p.m. at Reno, Nevada (Lawlor Events Center)****UNLV 86 • 17-7 (6-5 MW)**

#	Player		Total		3-Ptr	Rebounds			PF	TP	A	TO	Blk	Stl	Min
			FG-FGA	FG-FGA	FT-FTA	Off	Def	Tot							
10	Juiston,Shakur	f	9-11	0-0	1-3	5	7	12	3	19	0	1	1	0	35
14	Beck,Tervell	f	2-3	0-0	2-2	1	0	1	2	6	0	1	0	0	19
44	McCoy,Brandon	f	1-6	0-2	6-6	1	7	8	5	8	0	3	2	0	23
24	Johnson,Jordan	g	5-10	1-3	0-0	1	4	5	2	11	7	3	0	0	38
30	Mooring,Jovan	g	11-20	6-12	3-4	1	6	7	3	31	2	3	0	2	39
01	Clyburn,Kris		0-4	0-2	0-0	0	1	1	1	0	2	0	0	0	11
03	Hardy,Amauri		4-8	0-2	0-0	0	3	3	1	8	2	3	0	1	26
34	Diong,Cheikh Mbacke		0-1	0-0	3-4	1	1	2	4	3	0	1	0	1	9
Team						3	3	6							
Totals			32-63	7-21	15-19	13	32	45	21	86	13	15	3	4	200
FG % 1st Half: 16-33			48.5%	2nd half: 16-30		53.3%	Game: 32-63		50.8%	Deadball Rebounds					
3FG % 1st Half: 4-13			30.8%	2nd half: 3-8		37.5%	Game: 7-21		33.3%	1					
FT % 1st Half: 5-6			83.3%	2nd half: 10-13		76.9%	Game: 15-19		78.9%						

**UNR 78 • 20-5 (9-2 MW)**

#	Player		Total		3-Ptr	Rebounds			PF	TP	A	TO	Blk	Stl	Min	
			FG-FGA	FG-FGA	FT-FTA	Off	Def	Tot								
24	CAROLINE, Jordan	f	7-17	0-4	4-4	4	3	7	2	18	4	3	0	2	38	
33	HALL, Josh	f	2-6	0-2	0-0	1	3	4	1	4	0	0	0	2	31	
11	MARTIN, Cody	g	7-16	2-5	0-2	3	1	4	4	16	5	1	0	3	33	
14	DREW, Lindsey	g	5-15	2-5	5-6	2	6	8	5	17	3	1	0	0	37	
21	STEPHENS, Kendall	g	3-9	3-9	7-7	1	2	3	3	16	1	2	2	0	28	
02	TOOLEY, Charlie		0-0	0-0	0-0	0	0	0	0	0	0	0	0	0	0+	
01	FOSTER, Elijah		0-1	0-0	0-0	0	1	1	2	0	0	1	0	0	7	
13	COOKE, Hallice		2-4	1-3	2-2	0	3	3	3	7	1	1	0	0	26	
Team						0	2	2								
Totals				26-68	8-28	18-21	11	21	32	20	78	14	9	2	7	200
FG % 1st Half: 13-34			38.2%	2nd half: 13-34		38.2%	Game: 26-68		38.2%	Deadball Rebounds 2						
3FG % 1st Half: 4-13			30.8%	2nd half: 4-15		26.7%	Game: 8-28		28.6%							
FT % 1st Half: 4-4			100.0	2nd half: 14-17		82.4%	Game: 18-21		85.7%							

Officials: John Higgins, Verne Harris, Shawn Lehigh  
Technical fouls: UNLV-McCoy,Brandon. UNR-DREW, Lindsey.  
Attendance: 11285  
8th largest attendance

Score by periods	1st	2nd	Total
UNLV	41	45	86
UNR	34	44	78

Last FG - UNLV 2nd-01:15, NV 2nd-02:25.

Largest lead - UNLV by 10 1st-00:07, NV by 3 1st-13:47.

UNLV led for 27:27. NV led for 05:41. Game was tied for 06:52.

Score tied - 10 times.

Lead changed - 12 times.

**Official Basketball Box Score -- Game Totals -- Final Statistics**  
**Wyoming vs UNLV**  
**02/10/18 5:00 PM at Tarkanian Court, Thomas & Mack Center****Wyoming 70 • 16-9, 7-5**

#	Player		Total		3-Ptr	Rebounds			PF	TP	A	TO	Blk	Stl	Min
			FG-FGA	FG-FGA	FT-FTA	Off	Def	Tot							
05	HERNDON, Alan	f	3-9	0-6	1-1	1	7	8	3	7	3	1	3	1	35
20	DALTON, Hayden	f	7-14	3-7	4-6	3	6	9	5	21	0	1	1	1	35
01	JAMES, Justin		6-23	2-9	0-1	1	6	7	3	14	3	4	2	0	36
10	KELLEY, Cody	g	2-4	0-0	0-0	0	2	2	3	4	1	2	0	3	13
12	MALDONADO, Hunter	g	1-6	0-4	2-2	0	1	1	1	4	0	0	0	0	19
00	REDDING, Nyaires		0-2	0-1	0-0	0	0	0	1	0	0	1	0	0	8
02	MOEMEKA, Andrew		0-0	0-0	0-0	2	1	3	0	0	0	1	0	0	8
03	AKA GORSKI,Alexander		5-9	1-5	0-0	0	2	2	2	11	0	0	0	1	24
24	ADAMS, Louis		3-7	0-1	3-5	1	1	2	4	9	5	2	0	1	22
Team						5	2	7							
Totals			27-74	6-33	10-15	13	28	41	22	70	12	13	6	7	200
FG % 1st Half: 15-39 38.5% 2nd half: 12-35 34.3% Game: 27-74 36.5% Deadball Rebounds 0															
3FG % 1st Half: 4-17 23.5% 2nd half: 2-16 12.5% Game: 6-33 18.2%															
FT % 1st Half: 1-3 33.3% 2nd half: 9-12 75.0% Game: 10-15 66.7%															

**UNLV 85 • 18-7, 7-5**

#	Player		Total		3-Ptr	Rebounds					PF	TP	A	TO	Blk	Stl	Min
			FG-FGA	FG-FGA	FT-FTA	Off	Def	Tot									
10	Juiston,Shakur	f	11-15	0-0	0-3	8	6	14	0	22	2	1	3	0	34		
14	Beck,Tervell	f	5-9	1-4	4-4	1	3	4	5	15	0	0	0	0	19		
44	McCoy,Brandon	f	4-8	0-0	11-13	0	15	15	2	19	1	1	3	1	34		
24	Johnson,Jordan	g	1-6	1-3	2-2	1	4	5	1	5	6	4	1	1	36		
30	Mooring,Jovan	g	4-14	0-5	2-2	0	5	5	2	10	2	0	0	1	35		
00	Green,Jay		0-0	0-0	0-0	0	0	0	0	0	0	0	0	0	0+		
01	Clyburn,Kris		2-4	2-4	0-0	0	0	0	2	6	1	4	0	1	10		
03	Hardy,Amauri		1-5	0-2	1-2	0	2	2	3	3	3	2	1	2	24		
34	Diong,Cheikh Mbacke		2-4	0-0	1-2	0	3	3	2	5	0	0	0	1	8		
Team						0	1	1									
Totals				30-65	4-18	21-28	10	39	49	17	85	15	12	8	7	200	
FG % 1st Half: 20-37			54.1%	2nd half: 10-28			35.7%	Game: 30-65			46.2%	Deadball Rebounds 4					
3FG % 1st Half: 2-9			22.2%	2nd half: 2-9			22.2%	Game: 4-18			22.2%						
FT % 1st Half: 3-3			100.0	2nd half: 18-25			72.0%	Game: 21-28			75.0%						

Officials: Randy McCall, Kevin Brill, Kelly Pfeiffer  
Technical fouls: Wyoming-None. UNLV-None.  
Attendance: 11421

Score by periods	1st	2nd	Total
Wyoming	35	35	70
UNLV	45	40	85

Last FG - WYO 2nd-01:11, UNLV 2nd-03:19.

Largest lead - WYO by 1 2nd-15:18, UNLV by 21 1st-04:19.

WYO led for 00:18. UNLV led for 39:05. Game was tied for 00:37.

Score tied - 0 times.

Lead changed - 2 times.

**NOTES:**

- Junior forward Shakur Juiston and freshman forward Brandon McCoy combined for 41 points and 29 rebounds as the UNLV men's basketball team (18-7, 7-5 MW) defeated Wyoming 85-70 Feb. 10 at the Thomas & Mack Center.
- It was the Runnin' Rebels' third straight win at home and fourth overall in their last five games.
- Juiston led four UNLV players in scoring with 22 points, while McCoy added 19. McCoy had a game-high 15 rebounds for his 13th double-double of the season and Juiston had 14 boards for his 11th double-double. Freshman forward Tervell Beck scored a career-high 15 points and senior guard Jovan Mooring contributed 10.
- The Cowboys (16-9, 7-5 MW) were led by Hayden Dalton's 21 points.
- THE TURNING POINT: UNLV opened the game with a 19-2 lead and led by as many as 21 points in the first half, but Wyoming cut its deficit to 10 (45-35) at the half. Wyoming fought back to take a one-point lead at 50-49 with just under 16 minutes to go, but UNLV used a 14-3 run to take a 10-point lead with under 12 minutes to play.
- STAT OF THE GAME: UNLV held Wyoming to just 18.2 percent from 3-point range for the game (6 of 33). The Cowboys were just 2 of 16 (12.5 percent) in the second half.
- RUNNIN' REBEL OF THE GAME: Juiston was 11 of 15 from the field, blocked three shots and had two assists.
- QUOTABLE: "We really wanted to get out to a good start. That was one of the things we talked about a lot. Coach LaFleur had the scout and he made the observation that this team was really hard to play from behind against because they are so efficient with their upperclassmen in their halfcourt sets and they manage the clock very well. So it was important to get off to a good start and as you saw they aren't going anywhere. They are a good team and it was a good win." - UNLV head coach Marvin Menzies.
- UNLV is now in third place in the Mountain West standings.
- UNLV's only loss during the last five games was by two points in overtime at Boise State.
- UNLV improved to 3-3 at home in MW play.
- UNLV has now won vs. Wyoming at the Thomas & Mack Center for the 17th straight time.
- UNLV has now made at least one 3-pointer in 1,031 straight games.
- McCoy was 11 of 13 from the free-throw line. He has made 28 of his last 31 attempts.
- UNLV went to the free-throw line 13 more times than Wyoming.
- UNLV out-rebounded Wyoming, 49-41.
- UNLV out-scored Wyoming 44-32 in points in the paint.





**Official Basketball Box Score -- Game Totals -- Final Statistics**  
**Air Force vs UNLV**  
**02/14/18 7:00 PM at Tarkanian Court, Thomas & Mack Center**

**Air Force 73 • 10-14, 4-8**

#	Player		Total		3-Ptr	Rebounds			PF	TP	A TO Blk Stl				Min	
			FG-FGA	FG-FGA	FT-FTA	Off	Def	Tot			A	TO	Blk	Stl		
12	SCOTTIE, Lavelle	f	4-7	2-3	1-2	0	0	0	4	11	0	1	0	1	19	
34	SWAN, Ryan	f	5-12	2-3	4-6	0	3	3	3	16	2	0	1	1	28	
02	SIPLES, CJ	g	0-5	0-3	0-0	0	0	0	2	0	2	0	2	0	17	
03	TOMES, Sid	g	0-4	0-2	0-0	0	0	0	2	0	3	0	0	0	19	
20	LYONS, Trevor	g	7-12	4-5	1-2	1	7	8	4	19	1	2	0	1	37	
00	MORRIS, Caleb	g	1-4	0-2	0-0	0	0	0	0	2	3	0	0	0	7	
15	VAN, Jacob	g	3-7	1-4	0-0	1	0	1	2	7	3	2	0	1	18	
30	DEWANE, Jonathan	g	0-1	0-1	0-0	0	0	0	0	0	0	0	0	0	2	
32	MANNING, Ryan	g	4-7	3-6	0-0	0	2	2	2	11	1	0	0	1	17	
33	TOOHEY, Frank	g	1-2	1-1	0-0	2	1	3	4	3	1	1	0	0	10	
44	VAN SOELEN, Keaton	g	1-3	0-0	2-2	1	3	4	2	4	3	0	2	0	26	
Team						3	1	4								
Totals				26-64	13-30	8-12	8	17	25	25	73	19	8	5	5	200

FG % 1st Half: 10-29 34.5% 2nd half: 16-35 45.7% Game: 26-64 40.6%  
3FG % 1st Half: 5-13 38.5% 2nd half: 8-17 47.1% Game: 13-30 43.3%  
FT % 1st Half: 0-0 0.0% 2nd half: 8-12 66.7% Game: 8-12 66.7%

Deadball  
Rebounds  
1

**UNLV 81 • 19-7, 8-5**

#	Player		Total		3-Ptr	Rebounds					PF	TP	A	TO	Blk	Stl	Min
			FG-FGA	FG-FGA		FT-FTA	Off	Def	Tot								
10	Juiston,Shakur	f	2-8	0-0	0-0	1	11	12	3	4	3	3	1	0	31		
14	Beck,Tervell	f	7-9	1-1	1-3	4	0	4	3	16	1	3	2	0	27		
44	McCoy,Brandon	f	2-11	0-0	6-8	5	8	13	4	10	0	4	5	0	27		
24	Johnson,Jordan	g	4-7	1-3	7-8	2	4	6	0	16	6	1	0	1	36		
30	Mooring,Jovan	g	7-12	5-9	5-8	1	2	3	2	24	5	3	0	0	37		
01	Clyburn,Kris		3-5	2-3	2-2	1	3	4	1	10	0	1	1	0	18		
03	Hardy,Amari		0-4	0-1	0-0	0	1	1	1	0	1	2	0	1	16		
34	Diong,Cheikh Mbacke		0-0	0-0	1-3	1	1	2	3	1	0	1	0	0	8		
	Team					4	3	7									
Totals			25-56	9-17	22-32	19	33	52	17	81	16	18	9	2	200		

FG % 1st Half: 12-24 50.0% 2nd half: 13-32 40.6% Game: 25-56 44.6%  
3FG % 1st Half: 4-7 57.1% 2nd half: 5-10 50.0% Game: 9-17 52.9%  
FT % 1st Half: 3-6 50.0% 2nd half: 19-26 73.1% Game: 22-32 68.8%

Deadball  
Rebounds  
5

Officials: Mike Reed, Michael Irving, Tom O'Neill  
Technical fouls: Air Force-None. UNLV-None.  
Attendance: 9027

Score by periods	1st	2nd	Total
Air Force	25	48	73
UNLV	31	50	81

Points	In	Off	2nd	Fast	Bench
AF	16	21	7	5	27
UNLV	30	6	18	8	11

Score tied - 1 time.  
Lead changed - 1 time.

Last FG - AF 2nd-00:26, UNLV 2nd-01:38.  
Largest lead - AF by 2 1st-18:48, UNLV by 15 1st-01:13.  
AF led for 00:29, UNLV led for 37:34. Game was tied for 01:57.

**NOTES:**

- Senior guard Jovan Mooring scored a game-high 24 points and four other Runnin' Rebels recorded double figures in scoring as the UNLV men's basketball team (19-7, 8-5 MW) defeated Air Force, 81-73, Feb. 14 at the Thomas & Mack Center.
- It was the Runnin' Rebels' third straight win, fourth in a row at home and fifth victory in their last six games overall.
- Senior guard Jordan Johnson and freshman forward Tervell Beck (career high) each scored 16 points, while junior guard Kris Clyburn and freshman forward Brandon McCoy both added 10 points. McCoy pulled down a game-high 13 rebounds for his 14th double-double of the year, and junior forward Shakur Juiston had 12 rebounds.
- The Falcons (10-14, 4-8 MW) had four players score in double figures, led by Trevor Lyons' 19 points and eight rebounds.
- THE TURNING POINT: With a one-point lead at 67-66, Mooring made a long 3-pointer to give the Runnin' Rebels a four-point advantage (70-66) with 2:15 to go. UNLV increased its lead from there to 10 points with 44 seconds to play.
- STATS OF THE GAME: UNLV made 52.9 percent of its 3-pointers (9 of 17) and out-rebounded Air Force 52-25. However, UNLV did commit 18 turnovers to the Falcons' eight.
- RUNNIN' REBEL OF THE GAME: Mooring was 7 of 12 from the field, including 5 of 9 on 3-pointers. He also had five assists.
- QUOTABLE: "Mad respect, as the kids say, for Air Force and their program. Just tough, disciplined kids. They made big shots and shots under pressure. This Rebel-Falcon game is just one of those games where it's never over until it's over. It's always going to be exciting, you are going to see some big 3s and some stellar defense at times. Our first-half defense was phenomenal, best of the year. They got freed up in the second half, started making some threes, getting their backdoors. We did the right things in winning time and were able to prevail. It is conference and right now you want to just keep chalking up wins. We were able to do that tonight against a team that is playing very good basketball right now. I'm very proud of our guys." - UNLV head coach Marvin Menzies.
- UNLV opened the game with a 13-2 lead and led by as many as 15 in the first half.
- UNLV is in third place in the Mountain West standings.
- UNLV's only loss during the last six games was by two points in overtime at Boise State.
- UNLV improved to 4-3 at home in MW play.
- UNLV is now 25-2 all-time vs. Air Force at home and has won five straight over the Falcons at the Thomas & Mack Center.
- UNLV has now made at least one 3-pointer in 1,032 straight games.
- UNLV led by six at the half, 31-25.
- UNLV out-scored Air Force 30-16 in points in the paint.
- Air Force led in points off turnovers, 21-6.
- UNLV led in second-chance points, 18-7.
- Air Force's bench out-scored UNLV's 27-11.

**Official Basketball Box Score -- Game Totals -- Final Statistics**  
**UNLV vs San Diego State**  
**02-17-18 1:10 PM at Steve Fisher Court at Viejas Arena**

**UNLV 56 • 19-8 (8-6 MW)**

#	Player		Total	3-Ptr		Rebounds				PF	TP	A TO Blk Stl				Min
			FG-FGA	FG-FGA	FT-FTA	Off	Def	Tot	A			TO	Blk	Stl		
10	Juiston,Shakur	f	6-10	0-0	0-0	0	7	7	1	12	0	6	0	1	28	
14	Beck,Tervell		2-4	0-0	1-2	0	1	1	3	5	0	3	0	0	19	
44	McCoy,Brandon	f	3-11	0-2	3-4	1	5	6	2	9	0	2	4	1	27	
24	Johnson,Jordan	g	2-6	2-4	1-2	0	0	0	4	7	3	3	0	1	29	
30	Mooring,Jovan	g	5-12	1-4	5-5	1	4	5	2	16	3	2	0	0	31	
00	Green,Jay		0-2	0-2	0-0	0	0	0	1	0	1	0	0	0	8	
01	Clyburn,Kris		1-3	1-2	0-0	0	0	0	0	3	2	0	0	0	18	
03	Hardy,Amari		2-5	0-2	0-0	0	0	0	2	4	1	0	0	0	21	
11	Dembele,Cheickna		0-0	0-0	0-0	0	1	1	0	0	0	0	0	0	4	
34	Diong,Cheikh Mbacke		0-1	0-0	0-0	1	6	7	0	0	1	2	2	0	15	
Team						2	1	3				1				
Totals			21-54	4-16	10-13	5	25	30	15	56	11	19	6	3	200	

FG % 1st Half: 11-25 44.0% 2nd half: 10-29 34.5% Game: 21-54 38.9%  
3FG % 1st Half: 4-7 57.1% 2nd half: 0-9 0.0% Game: 4-16 25.0%  
FT % 1st Half: 2-2 100.0 2nd half: 8-11 72.7% Game: 10-13 76.9%

Deadball  
Rebounds  
0

**San Diego State 94 • 15-10 (7-7 MW)**

#	Player		Total		3-Ptr	Rebounds					PF	TP	A	TO	Blk	Stl	Min
			FG-FTA	FG-FGA		FT-FTA	Off	Def	Tot								
05	MCDANIELS, Jalen	f	8-14	0-1	2-2	3	9	12	1	18	3	1	0	2	29		
11	MITCHELL, Matt	f	7-9	2-3	5-5	1	0	1	2	21	0	1	0	3	28		
21	POPE, Malik	f	8-13	1-2	0-0	3	6	9	1	17	1	0	3	1	30		
00	WATSON, Devin	g	2-4	0-1	2-4	0	0	0	1	6	3	2	0	0	21		
03	KELL, Trey	g	0-4	0-2	2-2	0	2	2	2	6	1	0	2	21			
10	MONTANA, Max		6-13	5-9	0-0	1	5	6	2	17	0	1	1	0	18		
20	SCHAKEL, Jordan		2-5	2-5	0-0	1	2	3	3	6	2	0	0	1	16		
24	NARAIN, Nolan		2-4	1-2	0-0	0	4	4	0	5	2	1	0	0	11		
42	HEMSLEY, Jeremy		0-3	0-1	0-0	0	1	1	0	0	5	0	0	0	22		
45	ROOKS, Kameron		1-2	0-0	0-0	0	1	1	0	2	0	0	0	0	4		
Team						2	0	2					2				
Totals				36-71	11-26	11-13	11	30	41	12	94	22	9	4	9	200	

FG % 1st Half: 18-36 50.0% 2nd half: 18-35 51.4% Game: 36-71 50.7%  
3FG % 1st Half: 4-11 36.4% 2nd half: 7-15 46.7% Game: 11-26 42.3%  
FT % 1st Half: 8-10 80.0% 2nd half: 3-3 100.0 Game: 11-13 84.6%

Deadball  
Rebounds  
1,1

Officials: Verne Harris, Mike Scyphers, Gerry Pollard  
Technical fouls: UNLV-None. San Diego State-None.  
Attendance: 11180

Score by periods	1st	2nd	Total
UNLV	28	28	56
San Diego State	48	46	94

Points	In	Off	2nd	Fast	Bench
UNLV	30	7	6	15	7
SDSU	42	29	13	6	30

Last FG - UNLV 2nd-02:34, SDSU 2nd-01:02.  
Largest lead - UNLV None, SDSU by 38 2nd-01:02.  
UNLV led for 00:00, SDSU led for 39:44. Game was tied for 00:16.

Score tied - 0 times.  
Lead changed - 0 times.

**NOTES:**

- The UNLV men's basketball team (19-8, 8-6 MW) had its three-game win streak stopped Feb. 17 as it lost at San Diego State, 94-56.
- The Runnin' Rebels were led by senior guard Jovan Mooring's 16 points, while Junior forward Shakur Juiston added 12 points and seven rebounds.
- The Aztecs (15-10, 7-7 MW) had four players score in double figures, led by Matt Mitchell's 21 points. Jalen McDaniels recorded a double-double with 18 points and 12 rebounds.
- THE TURNING POINT: San Diego State opened the game with a 10-2 lead, but UNLV came back to trail 15-14 with just under 14 minutes to play in the first half. The Aztecs then scored the next nine points to take a 10-point lead and increased their margin to 20 at the half.
- STATS OF THE GAME: UNLV committed 14 first-half turnovers and finished the game with 19. San Diego State outscored UNLV in points off turnovers, 29-7, also connecting on 11 3-pointers.
- QUOTABLE: "Love my guys, but didn't like the way they performed tonight. We have to give San Diego State and Coach Dutcher a lot of credit. They have all their guys back and you can see why they were picked No. 2 in the league in the preseason. It is just a tough game statistically for us to look through and try to make sense of it. But it is just one game. A horrible effort by us and a fantastic effort by them - doesn't make for a good combination. But, again you have to give them credit for the way they played." - UNLV head coach Marvin Menzies.
- UNLV entered the game having won three straight games and five of its last six.
- The loss was UNLV's first of the season by double digits.
- UNLV dropped to 4-3 on the road in MW play.
- UNLV and San Diego State split the season series, each winning on its home floor.
- UNLV has now made at least one 3-pointer in 1,033 straight games.
- UNLV was out-rebounded 41-30 and SDSU recorded 22 assists to the Runnin' Rebels' 11.
- SDSU led by as many as 38 in the second half.
- SDSU's bench outscored the Runnin' Rebels' 30-7.



**Official Basketball Box Score -- Game Totals -- Final Statistics**  
**Fresno State vs UNLV**  
**02/21/18 7:00 PM at Tarkanian Court, Thomas & Mack Center**

**Fresno State 77 • 20-8, 10-5**

#	Player	Total		3-Ptr	Rebounds			PF	TP	A	TO	Blk	Stl	Min
		FG-FGA	FG-FGA		Off	Def	Tot							
11	WILLIAMS, Bryson	f	9-13	0-0	2-6	0	4	4	4	20	0	3	2	25
20	BITTNER, Sam	f	2-4	2-3	0-0	0	2	2	4	6	0	0	0	26
01	HOPKINS, Jaron	g	8-18	0-0	4-7	2	7	9	4	20	4	4	1	38
21	TAYLOR, Deshon	g	5-10	1-4	11-14	0	5	5	4	22	1	0	0	33
22	BOWLES, Ray	g	2-6	0-1	0-0	0	6	6	1	4	1	3	1	37
05	TAYLOR, Jahmel		0-1	0-1	0-0	0	1	1	4	0	2	0	0	11
32	GRIMES, Nate		1-2	0-0	1-4	1	1	2	2	3	0	0	0	13
34	CARTER II, Terrell		0-2	0-0	2-2	1	1	2	3	2	0	0	0	17
Team					3	1	4							
Totals			27-56	3-9	20-33	7	28	35	26	77	8	10	4	200
FG % 1st Half: 18-33 54.5% 2nd half: 9-23 39.1% Game: 27-56 48.2% Deadball Rebounds 5														
3FG % 1st Half: 2-5 40.0% 2nd half: 1-4 25.0% Game: 3-9 33.3%														
FT % 1st Half: 5-10 50.0% 2nd half: 15-23 65.2% Game: 20-33 60.6%														

**UNLV 64 • 19-9, 8-7**

#	Player	Total		3-Ptr	Rebounds			PF	TP	A	TO	Blk	Stl	Min
		FG-FGA	FG-FGA		Off	Def	Tot							
10	Juiston,Shakur	f	5-11	0-0	1-3	5	5	10	4	11	1	2	1	28
14	Beck,Tervell	f	0-3	0-0	7-10	2	5	7	3	7	0	2	0	25
44	McCoy,Brandon	f	5-11	0-0	2-2	1	10	11	3	12	0	2	0	28
24	Johnson,Jordan	g	1-5	0-3	11-12	0	0	0	3	13	5	4	0	34
30	Mooring,Jovan	g	3-16	1-9	4-4	0	6	6	2	11	1	2	1	34
00	Green,Jay		0-0	0-0	0-0	1	0	1	0	0	0	1	0	2
01	Clyburn,Kris		0-3	0-1	0-0	1	1	2	2	0	0	2	0	17
03	Hardy,Amauri		2-6	1-3	2-2	1	2	3	1	7	2	0	2	19
11	Dembele,Cheickna		0-1	0-0	1-2	2	0	2	1	1	1	0	0	6
34	Diong,Cheikh Mbacke		1-1	0-0	0-0	0	0	0	2	2	0	2	0	7
Team					2	1	3							
Totals			17-57	2-16	28-35	15	30	45	21	64	10	17	4	200
FG % 1st Half: 9-26 34.6% 2nd half: 8-31 25.8% Game: 17-57 29.8% Deadball Rebounds 4														
3FG % 1st Half: 2-6 33.3% 2nd half: 0-10 0.0% Game: 2-16 12.5%														
FT % 1st Half: 10-15 66.7% 2nd half: 18-20 90.0% Game: 28-35 80.0%														

Officials: David Hall, Tommy Nunez, Randy Heimerman  
Technical fouls: Fresno State-None. UNLV-None.  
Attendance: 9302

Score by periods	1st	2nd	Total
Fresno State	43	34	77
UNLV	30	34	64

Points	In	Off	2nd	Fast	Bench
FS	Paint	T/O	Chance	Break	5
UNLV	44	18	9	8	10
	26	8	11	2	

Last FG - FS 2nd-01:59, UNLV 2nd-00:44.  
Largest lead - FS by 22 2nd-05:41, UNLV by 4 1st-17:48.  
FS led for 35:45, UNLV led for 01:39. Game was tied for 02:36.

Score tied - 1 time.  
Lead changed - 1 time.

**NOTES:**

- The UNLV men's basketball team (19-9, 8-7 MW) had its four-game home win streak stopped Feb. 21 as it lost to Fresno State, 77-64, at the Thomas & Mack Center.
- The Runnin' Rebels were led by freshman forward Brandon McCoy and junior forward Shakur Juiston, who each recorded a double-double. McCoy recorded his 15th double-double of the season with 12 points and 11 rebounds, while Juiston's was his 12th (11 points and 10 rebounds). Senior guard Jordan Johnson was UNLV's leading scorer with 13 points on 11 of 12 from the free-throw line, while senior guard Jovan Mooring was the other Runnin' Rebel in double figures with 11 points.
- The Bulldogs (20-8, 10-5 MW) had three players score 20 or more points: Deshon Taylor (22), Jaron Hopkins (20) and Bryson Williams (20).
- STATS OF THE GAME: UNLV committed 10 first-half turnovers and finished the game with 17. Fresno State scored 18 points off UNLV's turnovers. The Runnin' Rebels made just 2 of 16 3-pointers.
- QUOTABLE: "We had two really bad games, with in-and-out effort. When you are going through a tough time like this you have to step back, get clear vision and not let the emotion of the loss take you to a deep place where you can't recover. We know what we have, we have a good team and have seen flashes of good play. Fresno State is a really good team and so was San Diego State. They (SDSU) played their best game of the season against us. We ran up against two buzzsaws, but there is no excuse for some of the things that are occurring statistically like the turnovers. We feel like we can make some corrections on that." - UNLV head coach Marvin Menzies.
- Fresno State led by as many as 15 points in the first half and was up 43-30 at the half.
- UNLV made 80 percent of its free throws (28 of 35).
- Fresno State outscored UNLV in points in the paint, 44-26.
- Fresno State swept the regular-season series with UNLV. The Bulldogs won 69-63 in Fresno on Jan. 23.
- UNLV has now lost two straight games after winning three straight and five of six.
- UNLV dropped to 10-5 at home overall and 4-4 in MW play at the Thomas & Mack Center.
- UNLV has now made at least one 3-pointer in 1,034 straight games.



**TERVELL  
BECK**  
F • 6-7 • 230 • FR  
CLEVELAND, OHIO



**14**

### 2017-18 SEASON HIGHS

PTS - 16 - Air Force (2/14)  
RBS - 7 - Fresno State (2/21)  
AST - 3 - Oral Roberts (12/5)  
BLK - 2 - Air Force (2/14)  
STL - 1 - Three times - last - San Diego State (1/27)  
DOUBLE-DOUBLES - 0

### CAREER HIGHS

PTS - 16 - Air Force (2/14/18)  
RBS - 7 - Fresno State (2/21/18)  
AST - 3 - Oral Roberts (12/5/17)  
BLK - 2 - Air Force (2/14/18)  
STL - 1 - Three times - last - San Diego State (1/27/18)  
DOUBLE-DOUBLES - 0

### BECK'S CAREER STATISTICS

YEAR	GP	GS	MIN	AVG	FG	FGA	PCT	3FG	3FGA	PCT	FT	FTA	PCT	OR	DR	TOT	AVG	PF	FO	AST	TO	BLK	ST	PTS	AVG
2017-18	28	8	398	14.2	69	117	.590	7	19	.368	47	75	.627	27	37	64	2.3	43	1	12	28	4	3	192	6.9
<b>TOTAL</b>	<b>28</b>	<b>8</b>	<b>398</b>	<b>14.2</b>	<b>69</b>	<b>117</b>	<b>.590</b>	<b>7</b>	<b>19</b>	<b>.368</b>	<b>47</b>	<b>75</b>	<b>.627</b>	<b>27</b>	<b>37</b>	<b>64</b>	<b>2.3</b>	<b>43</b>	<b>1</b>	<b>12</b>	<b>28</b>	<b>4</b>	<b>3</b>	<b>192</b>	<b>6.9</b>

### BECK'S 2017-18 SEASON GAME-BY-GAME STATISTICS

OPPONENT	DATE	GS	MIN	FG	FGA	PCT	3FG	3FGA	PCT	FT	FTA	PCT	OR	DR	TOT	AVG	PF	FO	AST	TO	BLK	ST	PTS	AVG
FLORIDA A&M	11/11/17		12	5	7	.714	1	1	1.000	2	3	.667	2	0	2	2.0	3	0	0	0	0	0	13	13.0
PRAIRIE VIEW A&M	11/15/17		10	3	6	.500	0	0	.000	3	8	.375	0	1	1	1.5	0	0	0	0	0	0	9	11.0
E. WASHINGTON	11/17/17		14	1	2	.500	0	0	.000	4	5	.800	1	1	2	1.7	1	0	0	2	1	0	6	9.3
vs Rice	11/20/17		13	6	7	.857	0	0	.000	1	2	.500	4	1	5	2.5	0	0	2	0	0	0	13	10.3
vs Utah	11/22/17		15	1	4	.250	0	2	.000	1	2	.500	2	1	3	2.6	4	0	0	1	0	0	3	8.8
SOUTHERN UTAH	11/25/17		5	2	4	.500	0	1	.000	2	3	.667	0	0	0	2.2	1	0	0	0	0	0	6	8.3
at Northern Iowa	11/29/17		11	1	2	.500	1	1	1.000	0	0	.000	0	3	3	2.3	0	0	1	0	0	0	3	7.6
ARIZONA	12/02/17		8	2	3	.667	0	1	.000	0	0	.000	0	0	0	2.0	0	0	0	1	0	0	4	7.1
vs Oral Roberts	12/05/17		12	0	3	.000	0	0	.000	2	4	.500	1	2	3	2.1	2	0	3	1	0	0	2	6.6
vs Illinois	12/09/17		16	4	6	.667	0	0	.000	1	2	.500	1	1	2	2.1	2	0	0	2	0	0	9	6.8
at Pacific	12/16/17		6	2	2	1.000	0	0	.000	2	4	.500	0	3	3	2.2	2	0	0	0	0	0	6	6.7
MISS. VALLEY ST.	12/20/17		15	1	2	.500	0	0	.000	8	8	1.000	2	0	2	2.2	2	0	1	2	0	0	10	7.0
NORTHERN COLO.	12/22/17		7	1	1	1.000	0	0	.000	0	0	.000	0	2	2	2.2	1	0	0	0	0	0	2	6.6
BOISE STATE	12/30/17		5	1	3	.333	0	0	.000	0	0	.000	1	1	2	2.1	0	0	0	0	0	0	2	6.3
at San Jose State	01/03/18		10	4	7	.571	0	0	.000	1	2	.500	2	1	3	2.2	0	0	0	1	0	0	9	6.5
UTAH STATE	01/06/18		7	0	1	.000	0	0	.000	0	2	.000	0	1	1	2.1	0	0	1	0	0	1	0	6.1
at Air Force	01/10/18		17	5	5	1.000	0	0	.000	2	4	.500	0	2	2	2.1	3	0	2	1	0	0	12	6.4
NEW MEXICO	01/17/18		4	0	0	.000	0	0	.000	0	0	.000	0	1	1	2.1	1	0	0	0	0	0	0	6.1
at Colorado State	01/20/18		16	2	5	.400	1	3	.333	0	0	.000	0	0	0	1.9	0	0	1	0	0	0	5	6.0
at Fresno State	01/23/18		21	4	5	.800	1	1	1.000	1	2	.500	1	4	5	2.1	2	0	0	1	0	1	10	6.2
SAN DIEGO STATE	01/27/18	*	29	2	4	.500	1	1	1.000	0	0	.000	0	3	3	2.1	0	0	0	3	1	1	5	6.1
SAN JOSE STATE	01/31/18	*	24	5	9	.556	0	3	.000	2	3	.667	2	0	2	2.1	0	0	0	3	0	0	12	6.4
at Boise State	02/03/18	*	12	1	1	1.000	0	0	.000	0	0	.000	0	0	0	2.0	3	0	0	1	0	0	2	6.2
at UNR	02/06/18	*	19	2	3	.667	0	0	.000	2	2	1.000	1	0	1	2.0	2	0	0	1	0	0	6	6.2
WYOMING	02/10/18	*	19	5	9	.556	1	4	.250	4	4	1.000	1	3	4	2.1	5	1	0	0	0	0	15	6.6
AIR FORCE	02/14/18	*	27	7	9	.778	1	1	1.000	1	3	.333	4	0	4	2.2	3	0	1	3	2	0	16	6.9
at San Diego State	02/17/18	*	19	2	4	.500	0	0	.000	1	2	.500	0	1	1	2.1	3	0	0	3	0	0	5	6.9
FRESNO STATE	02/21/18	*	25	0	3	.000	0	0	.000	7	10	.700	2	5	7	2.3	3	0	0	2	0	0	7	6.9
Totals		8	398	69	117	.590	7	19	.368	47	75	.627	27	37	64	2.3	43	1	12	28	4	3	192	6.9

Games played: 28  
Minutes/game: 14.2  
Points/game: 6.9  
FG Pct: 59.0  
3FG Pct: 36.8  
FT Pct: 62.7

Rebounds/game: 2.3  
Assists/game: 0.4  
Turnovers/game: 1.0  
Assist/turnover ratio: 0.4  
Steals/game: 0.1  
Blocks/game: 0.1





### 2017-18 SEASON HIGHS

PTS - 20 - at Northern Iowa (11/29)  
RBS - 8 - Twice - last - Oral Roberts (12/5)  
AST - 6 - San Jose State (1/31)  
BLK - 1 - Nine times - last - Air Force (2/14)  
STL - 3 - at Air Force (1/10)  
DOUBLE-DOUBLES - 0

### CAREER HIGHS

PTS - 20 - at Northern Iowa (11/29/17)  
RBS - 13 - Twice - last vs. Boise State (1/4/17)  
AST - 6 - San Jose State (1/31/18)  
BLK - 2 - Southern Illinois (12/19/16)  
STL - 4 - at Colorado State (12/28/16)  
DOUBLE-DOUBLES - 3 (last at Fresno State - 18 pts, 12 rebs - 3/4/17)

### CLYBURN'S CAREER STATISTICS

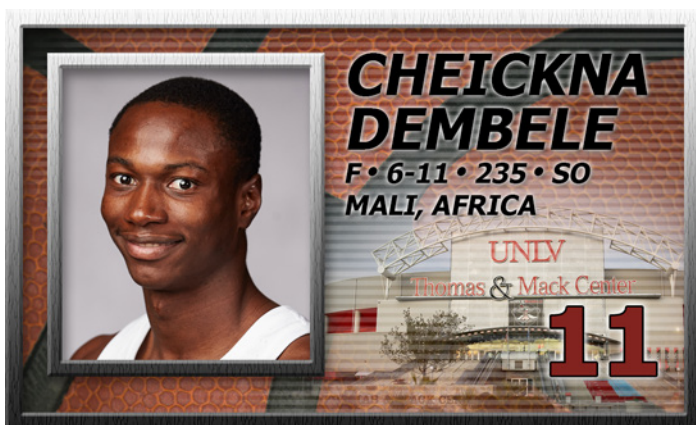
YEAR	GP	GS	MIN	AVG	FG	FGA	PCT	3FG	3FGA	PCT	FT	FTA	PCT	OR	DR	TOT	AVG	PF	FO	AST	TO	BLK	ST	PTS	AVG
2016-17	32	22	781	24.4	80	220	.364	25	86	.291	47	67	.701	48	122	170	5.3	49	1	40	34	6	22	232	7.3
2017-18	28	20	652	23.3	71	174	.408	29	88	.330	31	57	.544	31	61	92	3.3	38	0	44	38	9	14	202	7.2
<b>TOTAL</b>	<b>60</b>	<b>42</b>	<b>1433</b>	<b>23.9</b>	<b>151</b>	<b>394</b>	<b>.383</b>	<b>54</b>	<b>174</b>	<b>.310</b>	<b>78</b>	<b>124</b>	<b>.629</b>	<b>79</b>	<b>183</b>	<b>262</b>	<b>4.4</b>	<b>87</b>	<b>1</b>	<b>84</b>	<b>72</b>	<b>15</b>	<b>36</b>	<b>434</b>	<b>7.2</b>

### CLYBURN'S 2017-18 SEASON GAME-BY-GAME STATISTICS

OPPONENT	DATE	GS	MIN	FG	FGA	PCT	3FG	3FGA	PCT	FT	FTA	PCT	OR	DR	TOT	AVG	PF	FO	AST	TO	BLK	ST	PTS	AVG
FLORIDA A&M	11/11/17	*	17	0	4	.000	0	2	.000	0	0	.000	0	3	3	3.0	1	0	0	3	0	1	0	0.0
PRAIRIE VIEW A&M	11/15/17	*	18	3	8	.375	0	3	.000	1	2	.500	2	2	4	3.5	1	0	0	0	0	1	7	3.5
E. WASHINGTON	11/17/17	*	26	7	8	.875	3	4	.750	2	3	.667	0	3	3	3.3	1	0	3	1	1	1	19	8.7
vs Rice	11/20/17	*	18	3	8	.375	2	5	.400	1	2	.500	1	1	2	3.0	3	0	0	0	0	0	9	8.8
vs Utah	11/22/17	*	27	3	8	.375	1	3	.333	0	0	.000	2	6	8	4.0	1	0	1	0	0	1	7	8.4
SOUTHERN UTAH	11/25/17	*	27	3	8	.375	2	5	.400	4	7	.571	4	0	4	4.0	2	0	3	1	1	1	12	9.0
at Northern Iowa	11/29/17	*	33	7	8	.875	2	2	1.000	4	4	1.000	0	6	6	4.3	0	0	1	2	0	1	20	10.6
ARIZONA	12/02/17	*	30	3	9	.333	2	5	.400	0	0	.000	0	4	4	4.3	4	0	2	0	1	0	8	10.3
vs Oral Roberts	12/05/17	*	26	3	4	.750	1	2	.500	1	1	1.000	4	4	8	4.7	2	0	3	3	0	0	8	10.0
vs Illinois	12/09/17	*	22	0	6	.000	0	3	.000	2	2	1.000	2	1	3	4.5	1	0	2	3	0	0	2	9.2
at Pacific	12/16/17	*	30	2	5	.400	0	1	.000	1	2	.500	1	2	3	4.4	1	0	0	1	0	0	5	8.8
MISS. VALLEY ST	12/20/17	*	27	4	6	.667	2	2	1.000	1	3	.333	0	2	2	4.2	0	0	1	0	0	1	11	9.0
NORTHERN COLO.	12/22/17	*	29	1	6	.167	1	2	.500	3	6	.500	0	0	0	3.8	1	0	0	1	0	0	6	8.8
BOISE STATE	12/30/17	*	26	1	7	.143	1	4	.250	0	0	.000	0	2	2	3.7	2	0	3	1	1	0	3	8.4
at San Jose State	01/03/18	*	40	4	8	.500	2	5	.400	3	4	.750	3	3	6	3.9	3	0	2	3	1	1	13	8.7
UTAH STATE	01/06/18	*	27	5	13	.385	1	5	.200	0	2	.000	3	3	6	4.0	1	0	4	1	1	1	11	8.8
at Air Force	01/10/18	*	31	7	10	.700	1	4	.250	1	4	.250	1	3	4	4.0	1	0	4	2	0	3	16	9.2
NEW MEXICO	01/17/18	*	31	1	8	.125	0	5	.000	1	6	.167	3	1	4	4.0	2	0	4	4	1	0	3	8.9
at Colorado State	01/20/18	*	19	1	4	.250	1	3	.333	2	2	1.000	2	1	3	3.9	2	0	0	1	0	0	5	8.7
at Fresno State	01/23/18	*	18	0	3	.000	0	2	.000	0	0	.000	1	3	4	4.0	0	0	0	3	0	0	0	8.3
SAN DIEGO STATE	01/27/18		15	2	4	.500	0	2	.000	1	2	.500	0	1	1	3.8	0	0	0	0	0	0	5	8.1
SAN JOSE STATE	01/31/18		25	3	6	.500	2	5	.400	1	2	.500	0	2	2	3.7	1	0	6	1	1	1	9	8.1
at Boise State	02/03/18		16	2	4	.500	0	2	.000	0	1	.000	0	3	3	3.7	2	0	0	0	0	0	4	8.0
at UNR	02/06/18		11	0	4	.000	0	2	.000	0	0	.000	0	1	1	3.6	1	0	2	0	0	0	0	7.6
WYOMING	02/10/18		10	2	4	.500	2	4	.500	0	0	.000	0	0	0	3.4	2	0	1	4	0	1	6	7.6
AIR FORCE	02/14/18		18	3	5	.600	2	3	.667	2	2	1.000	1	3	4	3.5	1	0	0	1	1	0	10	7.7
at San Diego State	02/17/18		18	1	3	.333	1	2	.500	0	0	.000	0	0	0	3.3	0	0	2	0	0	0	3	7.5
FRESNO STATE	02/21/18		17	0	3	.000	0	1	.000	0	0	.000	1	1	2	3.3	2	0	0	2	0	0	0	7.2
<b>Totals</b>		<b>20</b>	<b>652</b>	<b>71</b>	<b>174</b>	<b>.408</b>	<b>29</b>	<b>88</b>	<b>.330</b>	<b>31</b>	<b>57</b>	<b>.544</b>	<b>31</b>	<b>61</b>	<b>92</b>	<b>3.3</b>	<b>38</b>	<b>0</b>	<b>44</b>	<b>38</b>	<b>9</b>	<b>14</b>	<b>202</b>	<b>7.2</b>

Games played: 28  
Minutes/game: 23.3  
Points/game: 7.2  
FG Pct: 40.8  
3FG Pct: 33.0  
FT Pct: 54.4

Rebounds/game: 3.3  
Assists/game: 1.6  
Turnovers/game: 1.4  
Assist/turnover ratio: 1.2  
Steals/game: 0.5  
Blocks/game: 0.3



### 2017-18 SEASON HIGHS

PTS - 6 - Twice - last - Northern Colorado (12/22)  
RBS - 5 - Twice - last - Oral Roberts (12/5)  
AST - 3 - Mississippi Valley State (12/20)  
BLK - 3 - Mississippi Valley State (12/20)  
STL - 1 - Four times - last - Mississippi Valley State (12/20)  
DOUBLE-DOUBLES - 0

### CAREER HIGHS

PTS - 13 - Incarnate Word (12/14/16)  
RBS - 11 - at Wyoming (1/25/17)  
AST - 3 - Mississippi Valley State (12/20/17)  
BLK - 5 - San Diego State (3/8/17)  
STL - 1 - Eight times - last - Mississippi Valley State (12/20/17)  
DOUBLE-DOUBLES - 0

### DEMBELE'S CAREER STATISTICS

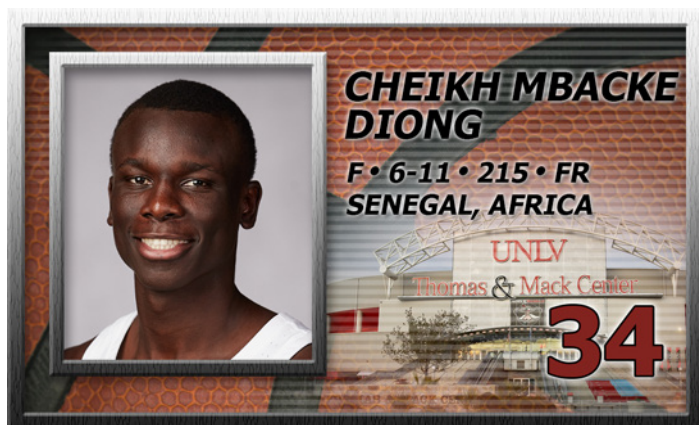
YEAR	GP	GS	MIN	AVG	FG	FGA	PCT	3FG	3FGA	PCT	FT	FTA	PCT	OR	DR	TOT	AVG	PF	FO	AST	TO	BLK	ST	PTS	AVG
2016-17	28	17	537	19.2	42	92	.457	0	0	.000	27	56	.482	53	70	123	4.4	71	2	7	47	35	4	111	4.0
2017-18	21	0	159	7.6	13	28	.464	0	0	.000	10	24	.417	22	9	31	1.5	16	0	9	12	13	4	36	1.7
<b>TOTAL</b>	<b>49</b>	<b>17</b>	<b>696</b>	<b>14.2</b>	<b>55</b>	<b>120</b>	<b>.458</b>	<b>0</b>	<b>0</b>	<b>.000</b>	<b>37</b>	<b>80</b>	<b>.463</b>	<b>75</b>	<b>79</b>	<b>154</b>	<b>3.1</b>	<b>87</b>	<b>2</b>	<b>16</b>	<b>59</b>	<b>48</b>	<b>8</b>	<b>147</b>	<b>3.0</b>

### DEMBELE'S 2017-18 SEASON GAME-BY-GAME STATISTICS

OPPONENT	DATE	GS	MIN	FG	FGA	PCT	3FG	3FGA	PCT	FT	FTA	PCT	OR	DR	TOT	AVG	PF	FO	AST	TO	BLK	ST	PTS	AVG
FLORIDA A&M	11/11/17	11	0	0	.000	0	0	.000	.000	1	2	.500	1	1	2	2.0	1	0	1	1	2	1	1	1.0
PRAIRIE VIEW A&M	11/15/17	13	2	5	.400	0	0	.000	.000	0	2	.000	4	1	5	3.5	1	0	1	1	2	1	4	2.5
E. WASHINGTON	11/17/17	6	0	2	.000	0	0	.000	.000	1	4	.250	2	0	2	3.0	0	0	0	0	0	0	1	2.0
vs Rice	11/20/17	11	0	0	.000	0	0	.000	.000	0	0	.000	0	0	0	2.3	0	0	1	1	0	0	0	1.5
vs Utah	11/22/17	13	1	2	.500	0	0	.000	.000	0	0	.000	0	1	1	2.0	0	0	0	2	1	0	2	1.6
SOUTHERN UTAH	11/25/17	4	0	1	.000	0	0	.000	.000	0	0	.000	0	0	0	1.7	1	0	0	0	1	0	0	1.3
at Northern Iowa	11/29/17	10	1	3	.333	0	0	.000	.000	0	0	.000	2	0	2	1.7	2	0	0	2	0	0	2	1.4
ARIZONA	12/02/17	8	1	1	1.000	0	0	.000	.000	1	2	.500	1	1	2	1.8	0	0	0	0	0	1	3	1.6
vs Oral Roberts	12/05/17	13	1	3	.333	0	0	.000	.000	2	4	.500	4	1	5	2.1	2	0	1	2	0	0	4	1.9
vs Illinois	12/09/17	4	0	0	.000	0	0	.000	.000	0	0	.000	1	0	1	2.0	1	0	0	1	1	0	0	1.7
at Pacific	12/16/17	7	1	1	1.000	0	0	.000	.000	0	0	.000	1	0	1	1.9	2	0	0	0	1	0	2	1.7
MISS. VALLEY ST	12/20/17	15	3	3	1.000	0	0	.000	.000	0	2	.000	0	1	1	1.8	2	0	3	0	3	1	6	2.1
NORTHERN COLO.	12/22/17	13	2	4	.500	0	0	.000	.000	2	3	.667	3	1	4	2.0	0	0	0	0	0	0	6	2.4
BOISE STATE	12/30/17	DNP																						
at San Jose State	01/03/18	DNP																						
UTAH STATE	01/06/18	DNP																						
at Air Force	01/10/18	6	0	0	.000	0	0	.000	.000	0	0	.000	0	0	0	1.9	1	0	0	0	1	0	0	2.2
NEW MEXICO	01/17/18	5	1	1	1.000	0	0	.000	.000	1	2	.500	1	1	2	1.9	1	0	1	0	0	0	3	2.3
at Colorado State	01/20/18	3	0	0	.000	0	0	.000	.000	1	1	1.000	0	0	0	1.8	0	0	0	0	1	0	1	2.2
at Fresno State	01/23/18	4	0	1	.000	0	0	.000	.000	0	0	.000	0	0	0	1.6	1	0	0	1	0	0	0	2.1
SAN DIEGO STATE	01/27/18	DNP																						
SAN JOSE STATE	01/31/18	1	0	0	.000	0	0	.000	.000	0	0	.000	0	0	0	1.6	0	0	0	1	0	0	0	1.9
at Boise State	02/03/18	2	0	0	.000	0	0	.000	.000	0	0	.000	0	0	0	1.5	0	0	0	0	0	0	0	1.8
at UNR	02/06/18	DNP																						
WYOMING	02/10/18	DNP																						
AIR FORCE	02/14/18	DNP																						
at San Diego State	02/17/18	4	0	0	.000	0	0	.000	.000	0	0	.000	0	1	1	1.5	0	0	0	0	0	0	0	1.8
FRESNO STATE	02/21/18	6	0	1	.000	0	0	.000	.000	1	2	.500	2	0	2	1.5	1	0	1	0	0	0	1	1.7
<b>Totals</b>		<b>0</b>	<b>159</b>	<b>13</b>	<b>28</b>	<b>.464</b>	<b>0</b>	<b>0</b>	<b>.000</b>	<b>10</b>	<b>24</b>	<b>.417</b>	<b>22</b>	<b>9</b>	<b>31</b>	<b>1.5</b>	<b>16</b>	<b>0</b>	<b>9</b>	<b>12</b>	<b>13</b>	<b>4</b>	<b>36</b>	<b>1.7</b>

Games played: 21  
Minutes/game: 7.6  
Points/game: 1.7  
FG Pct: 46.4  
FT Pct: 41.7

Rebounds/game: 1.5  
Assists/game: 0.4  
Turnovers/game: 0.6  
Assist/turnover ratio: 0.8  
Steals/game: 0.2  
Blocks/game: 0.6



### 2017-18 SEASON HIGHS

PTS - 9 - New Mexico (1/17)  
RBS - 7 - at San Diego State (2/17)  
AST - 1 - Five times - last - at San Diego State (2/17)  
BLK - 4 - New Mexico (1/17)  
STL - 2 - Four times - last - San Diego State (1/27)  
DOUBLE-DOUBLES - 0

### CAREER HIGHS

PTS - 9 - New Mexico (1/17/18)  
RBS - 7 - at San Diego State (2/17/18)  
AST - 1 - Five times - last - at San Diego State (2/17/18)  
BLK - 4 - New Mexico (1/17/18)  
STL - 2 - Four times - last - San Diego State (1/27/18)  
DOUBLE-DOUBLES - 0

### DIONG'S CAREER STATISTICS

YEAR	GP	GS	MIN	AVG	FG	FGA	PCT	3FG	3FGA	PCT	FT	FTA	PCT	OR	DR	TOT	AVG	PF	FO	AST	TO	BLK	ST	PTS	AVG
2017-18	26	0	248	9.5	19	34	.559	0	0	.000	18	29	.621	17	49	66	2.5	48	0	5	19	20	13	56	2.2
TOTAL	26	0	248	9.5	19	34	.559	0	0	.000	18	29	.621	17	49	66	2.5	48	0	5	19	20	13	56	2.2

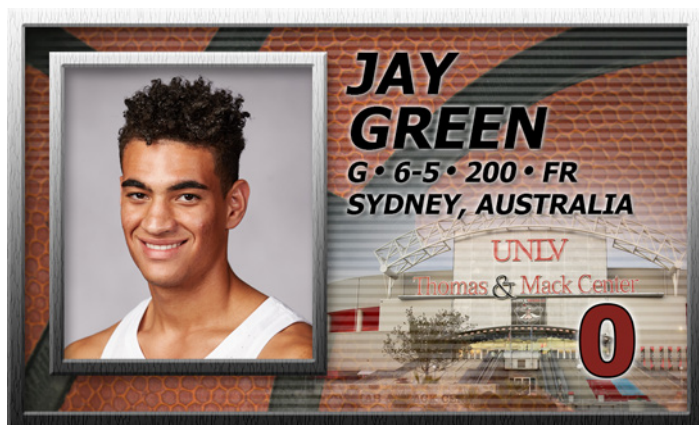
### DIONG'S 2017-18 SEASON GAME-BY-GAME STATISTICS

OPPONENT	DATE	GS	MIN	FG	FGA	PCT	3FG	3FGA	PCT	FT	FTA	PCT	OR	DR	TOT	AVG	PF	FO	AST	TO	BLK	ST	PTS	AVG
FLORIDA A&M	11/11/17	10	1	4	.250	0	0	.000	.000	1	2	.500	2	2	4	4.0	2	0	0	2	2	0	3	3.0
PRAIRIE VIEW A&M	11/15/17	11	0	0	.000	0	0	.000	.000	1	1	1.000	0	1	1	2.5	2	0	0	0	2	0	1	2.0
E. WASHINGTON	11/17/17	5	0	2	.000	0	0	.000	.000	1	2	.500	1	2	3	2.7	3	0	0	1	0	0	1	1.7
vs Rice	11/20/17	10	0	1	.000	0	0	.000	.000	0	0	.000	0	3	3	2.8	1	0	0	1	0	0	0	1.3
vs Utah	11/22/17	9	0	0	.000	0	0	.000	.000	0	0	.000	0	1	1	2.4	3	0	0	0	0	0	0	1.0
SOUTHERN UTAH	11/25/17	3	0	0	.000	0	0	.000	.000	0	0	.000	0	0	0	2.0	0	0	0	0	0	0	0	0.8
at Northern Iowa	11/29/17	4	1	1	1.000	0	0	.000	.000	0	0	.000	1	2	3	2.1	1	0	0	1	2	0	2	1.0
ARIZONA	12/02/17	0	0	0	.000	0	0	.000	.000	0	0	.000	0	0	0	1.9	0	0	0	0	0	0	0	0.9
vs Oral Roberts	12/05/17	6	1	1	1.000	0	0	.000	.000	2	2	1.000	0	2	2	1.9	3	0	0	1	0	0	4	1.2
vs Illinois	12/09/17	DNP																						
at Pacific	12/16/17	DNP																						
MISS. VALLEY ST	12/20/17	16	2	4	.500	0	0	.000	.000	2	2	1.000	1	3	4	2.1	1	0	0	2	1	2	6	1.7
NORTHERN COLO.	12/22/17	7	0	0	.000	0	0	.000	.000	0	0	.000	0	1	1	2.0	2	0	0	0	1	0	0	1.5
BOISE STATE	12/30/17	5	0	0	.000	0	0	.000	.000	0	0	.000	0	0	0	1.8	0	0	0	0	1	1	0	1.4
at San Jose State	01/03/18	15	2	2	1.000	0	0	.000	.000	2	4	.500	1	4	5	2.1	1	0	1	2	2	2	6	1.8
UTAH STATE	01/06/18	12	0	0	.000	0	0	.000	.000	0	0	.000	1	0	1	2.0	4	0	1	1	0	0	0	1.6
at Air Force	01/10/18	14	1	1	1.000	0	0	.000	.000	0	1	.000	1	4	5	2.2	3	0	0	0	1	0	2	1.7
NEW MEXICO	01/17/18	16	4	4	1.000	0	0	.000	.000	1	1	1.000	0	6	6	2.4	4	0	0	1	4	2	9	2.1
at Colorado State	01/20/18	14	0	2	.000	0	0	.000	.000	0	0	.000	0	3	3	2.5	1	0	1	1	1	1	0	2.0
at Fresno State	01/23/18	14	1	1	1.000	0	0	.000	.000	0	0	.000	3	2	5	2.6	3	0	1	0	0	0	2	2.0
SAN DIEGO STATE	01/27/18	9	2	3	.667	0	0	.000	.000	3	5	.600	1	1	2	2.6	1	0	0	0	0	2	7	2.3
SAN JOSE STATE	01/31/18	7	1	1	1.000	0	0	.000	.000	0	0	.000	2	0	2	2.6	1	0	0	0	0	0	2	2.3
at Boise State	02/03/18	14	0	0	.000	0	0	.000	.000	0	0	.000	0	1	1	2.5	1	0	0	0	1	1	0	2.1
at UNR	02/06/18	9	0	1	.000	0	0	.000	.000	3	4	.750	1	1	2	2.5	4	0	0	1	0	1	3	2.2
WYOMING	02/10/18	8	2	4	.500	0	0	.000	.000	1	2	.500	0	3	3	2.5	2	0	0	0	0	1	5	2.3
AIR FORCE	02/14/18	8	0	0	.000	0	0	.000	.000	1	3	.333	1	1	2	2.5	3	0	0	1	0	0	1	2.3
at San Diego State	02/17/18	15	0	1	.000	0	0	.000	.000	0	0	.000	1	6	7	2.6	0	0	1	2	2	0	0	2.2
FRESNO STATE	02/21/18	7	1	1	1.000	0	0	.000	.000	0	0	.000	0	0	0	2.5	2	0	0	2	0	0	2	2.2
Totals		0	248	19	34	.559	0	0	.000	18	29	.621	17	49	66	2.5	48	0	5	19	20	13	56	2.2

Games played: 26  
Minutes/game: 9.5  
Points/game: 2.2  
FG Pct: 55.9  
FT Pct: 62.1

Rebounds/game: 2.5  
Assists/game: 0.2  
Turnovers/game: 0.7  
Assist/turnover ratio: 0.3  
Steals/game: 0.5  
Blocks/game: 0.8





### 2017-18 SEASON HIGHS

PTS - 2 - Four times - last - at Air Force (1/10)  
RBS - 1 - Twice - last - Fresno State (2/21)  
AST - 1 - Three times - last - at San Diego State (2/17)  
BLK - 0  
STL - 1 - Prairie View A&M (11/15)  
DOUBLE-DOUBLES - 0

### CAREER HIGHS

PTS - 2 - Four times - last - at Air Force (1/10/18)  
RBS - 1 - Twice - last - Fresno State (2/21/18)  
AST - 1 - Three times - last - at San Diego State (2/17/18)  
BLK - 0  
STL - 1 - Prairie View A&M (11/15/17)  
DOUBLE-DOUBLES - 0

### GREEN'S CAREER STATISTICS

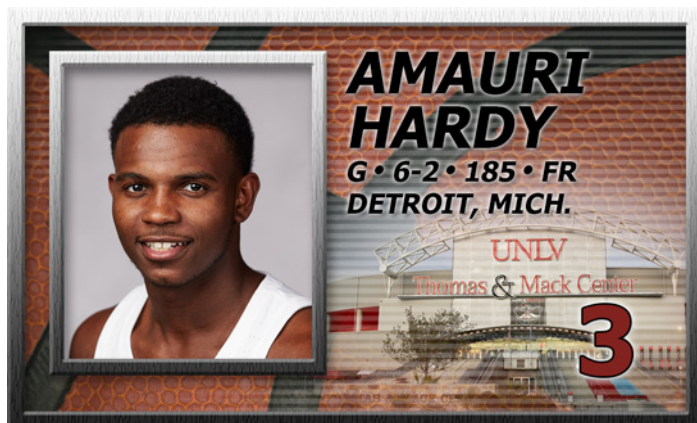
YEAR	GP	GS	MIN	AVG	FG	FGA	PCT	3FG	3FGA	PCT	FT	FTA	PCT	OR	DR	TOT	AVG	PF	FO	AST	TO	BLK	ST	PTS	AVG
2017-18	12	0	56	4.7	4	13	.308	0	4	.000	1	2	.500	2	0	2	0.2	11	0	3	5	0	1	9	0.8
TOTAL	12	0	56	4.7	4	13	.308	0	4	.000	1	2	.500	2	0	2	0.2	11	0	3	5	0	1	9	0.8

### GREEN'S 2017-18 SEASON GAME-BY-GAME STATISTICS

OPPONENT	DATE	GS	MIN	FG	FGA	PCT	3FG	3FGA	PCT	FT	FTA	PCT	OR	DR	TOT	AVG	PF	FO	AST	TO	BLK	ST	PTS	AVG
FLORIDA A&M	11/11/17	8	1	1	1.000	0	0	0	.000	0	0	.000	0	0	0	0.0	3	0	0	1	0	0	2	2.0
PRAIRIE VIEW A&M	11/15/17	6	0	2	.000	0	0	0	.000	0	0	.000	0	0	0	0.0	1	0	0	2	0	1	0	1.0
E. WASHINGTON	11/17/17	2	0	0	.000	0	0	0	.000	1	2	.500	0	0	0	0.0	2	0	0	0	0	0	1	1.0
vs Rice	11/20/17	8	0	2	.000	0	0	0	.000	0	0	.000	1	0	1	0.3	1	0	1	0	0	0	0	0.8
vs Utah	11/22/17	2	1	1	1.000	0	0	0	.000	0	0	.000	0	0	0	0.2	1	0	0	0	0	0	2	1.0
SOUTHERN UTAH	11/25/17	DNP																						
at Northern Iowa	11/29/17	DNP																						
ARIZONA	12/02/17	DNP																						
vs Oral Roberts	12/05/17	3	1	1	1.000	0	0	0	.000	0	0	.000	0	0	0	0.2	1	0	0	0	0	0	2	1.2
vs Illinois	12/09/17	DNP																						
at Pacific	12/16/17	DNP																						
MISS. VALLEY ST	12/20/17	7	0	2	.000	0	1	.000	0	0	0	.000	0	0	0	0.1	0	0	1	1	0	0	0	1.0
NORTHERN COLO.	12/22/17	DNP																						
BOISE STATE	12/30/17	DNP																						
at San Jose State	01/03/18	DNP																						
UTAH STATE	01/06/18	DNP																						
at Air Force	01/10/18	4	1	1	1.000	0	0	.000	0	0	0	.000	0	0	0	0.1	0	0	0	0	0	0	2	1.1
NEW MEXICO	01/17/18	DNP																						
at Colorado State	01/20/18	DNP																						
at Fresno State	01/23/18	DNP																						
SAN DIEGO STATE	01/27/18	DNP																						
SAN JOSE STATE	01/31/18	DNP																						
at Boise State	02/03/18	6	0	1	.000	0	1	.000	0	0	0	.000	0	0	0	0.1	1	0	0	0	0	0	0	1.0
at UNR	02/06/18	DNP																						
WYOMING	02/10/18	0	0	0	.000	0	0	.000	0	0	0	.000	0	0	0	0.1	0	0	0	0	0	0	0	0.9
AIR FORCE	02/14/18	DNP																						
at San Diego State	02/17/18	8	0	2	.000	0	2	.000	0	0	0	.000	0	0	0	0.1	1	0	1	0	0	0	0	0.8
FRESNO STATE	02/21/18	2	0	0	.000	0	0	.000	0	0	0	.000	1	0	1	0.2	0	0	0	1	0	0	0	0.8
Totals		0	56	4	13	.308	0	4	.000	1	2	.500	2	0	2	0.2	11	0	3	5	0	1	9	0.8

Games played: 12  
Minutes/game: 4.7  
Points/game: 0.8  
FG Pct: 30.8  
3FG Pct: 0.0  
FT Pct: 50.0

Rebounds/game: 0.2  
Assists/game: 0.3  
Turnovers/game: 0.4  
Assist/turnover ratio: 0.6  
Steals/game: 0.1



### 2017-18 SEASON HIGHS

PTS - 12 - Mississippi Valley State (12/20)  
RBS - 4 - Four times - last - at Boise State (2/3)  
AST - 4 - Florida A&M (11/11)  
BLK - 2 - Fresno State (2/21)  
STL - 2 - Twice - last - Wyoming (2/10)  
DOUBLE-DOUBLES - 0

### CAREER HIGHS

PTS - 12 - Mississippi Valley State (12/20/17)  
RBS - 4 - Four times - last - at Boise State (2/3/18)  
AST - 4 - Florida A&M (11/11/17)  
BLK - 2 - Fresno State (2/21/18)  
STL - 2 - Twice - last - Wyoming (2/10/18)  
DOUBLE-DOUBLES - 0

### HARDY'S CAREER STATISTICS

YEAR	GP	GS	MIN	AVG	FG	FGA	PCT	3FG	3FGA	PCT	FT	FTA	PCT	OR	DR	TOT	AVG	PF	FO	AST	TO	BLK	ST	PTS	AVG
2017-18	28	0	547	19.5	52	125	.416	17	61	.279	24	32	.750	7	37	44	1.6	40	0	49	23	6	12	145	5.2
<b>TOTAL</b>	<b>28</b>	<b>0</b>	<b>547</b>	<b>19.5</b>	<b>52</b>	<b>125</b>	<b>.416</b>	<b>17</b>	<b>61</b>	<b>.279</b>	<b>24</b>	<b>32</b>	<b>.750</b>	<b>7</b>	<b>37</b>	<b>44</b>	<b>1.6</b>	<b>40</b>	<b>0</b>	<b>49</b>	<b>23</b>	<b>6</b>	<b>12</b>	<b>145</b>	<b>5.2</b>

### HARDY'S 2017-18 SEASON GAME-BY-GAME STATISTICS

OPPONENT	DATE	GS	MIN	FG	FGA	PCT	3FG	3FGA	PCT	FT	FTA	PCT	OR	DR	TOT	AVG	PF	FO	AST	TO	BLK	ST	PTS	AVG
FLORIDA A&M	11/11/17	27	3	6	.500	1	3	.333	1	2	.500	0	1	1	1.0	1	0	4	0	0	1	8	8.0	
PRAIRIE VIEW A&M	11/15/17	21	2	4	.500	0	2	.000	1	2	.500	0	4	4	2.5	3	0	2	3	0	2	5	6.5	
E. WASHINGTON	11/17/17	19	2	4	.500	1	2	.500	2	3	.667	0	2	2	2.3	1	0	0	0	0	0	7	6.7	
vs Rice	11/20/17	23	3	7	.429	1	5	.200	0	0	.000	0	1	1	2.0	2	0	3	2	1	0	7	6.8	
vs Utah	11/22/17	11	0	2	.000	0	1	.000	2	2	1.000	1	0	1	1.8	2	0	2	1	0	0	2	5.8	
SOUTHERN UTAH	11/25/17	13	2	5	.400	1	3	.333	0	0	.000	0	0	0	1.5	0	0	1	0	0	1	5	5.7	
at Northern Iowa	11/29/17	11	1	3	.333	0	0	.000	0	0	.000	1	0	1	1.4	0	0	1	0	0	0	2	5.1	
ARIZONA	12/02/17	11	1	3	.333	0	0	.000	0	0	.000	0	1	1	1.4	1	0	0	0	0	0	2	4.8	
vs Oral Roberts	12/05/17	20	3	5	.600	3	4	.750	1	2	.500	0	1	1	1.3	1	0	1	0	0	1	10	5.3	
vs Illinois	12/09/17	21	1	3	.333	0	1	.000	5	6	.833	0	1	1	1.3	2	0	2	1	0	0	7	5.5	
at Pacific	12/16/17	13	0	1	.000	0	1	.000	0	0	.000	0	0	0	1.2	1	0	3	0	0	0	0	5.0	
MISS. VALLEY ST.	12/20/17	23	4	7	.571	2	4	.500	2	2	1.000	2	2	4	1.4	0	0	1	1	0	0	12	5.6	
NORTHERN COLO.	12/22/17	20	3	4	.750	0	1	.000	3	4	.750	0	4	4	1.6	1	0	2	1	0	0	9	5.8	
BOISE STATE	12/30/17	22	0	4	.000	0	2	.000	0	0	.000	1	2	3	1.7	3	0	1	1	0	0	0	5.4	
at San Jose State	01/03/18	16	1	3	.333	1	3	.333	0	0	.000	0	2	2	1.7	3	0	1	1	0	1	3	5.3	
UTAH STATE	01/06/18	22	4	6	.667	2	3	.667	0	0	.000	0	2	2	1.8	0	0	3	0	0	1	10	5.6	
at Air Force	01/10/18	17	1	2	.500	1	2	.500	0	0	.000	0	0	0	1.6	1	0	2	2	0	0	3	5.4	
NEW MEXICO	01/17/18	24	2	5	.400	0	1	.000	2	3	.667	1	0	1	1.6	1	0	3	0	1	0	6	5.4	
at Colorado State	01/20/18	22	3	6	.500	1	4	.250	2	2	1.000	0	0	0	1.5	2	0	0	0	0	0	9	5.6	
at Fresno State	01/23/18	23	2	5	.400	0	1	.000	0	0	.000	0	0	0	1.5	3	0	1	0	1	1	4	5.6	
SAN DIEGO STATE	01/27/18	18	1	4	.250	1	4	.250	0	0	.000	0	0	0	1.4	0	0	2	1	0	0	3	5.4	
SAN JOSE STATE	01/31/18	15	0	2	.000	0	1	.000	0	0	.000	0	2	2	1.4	0	0	2	1	0	0	0	5.2	
at Boise State	02/03/18	29	4	6	.667	1	3	.333	0	0	.000	0	4	4	1.5	4	0	3	1	0	0	9	5.3	
at UNR	02/06/18	26	4	8	.500	0	2	.000	0	0	.000	0	3	3	1.6	1	0	2	3	0	1	8	5.5	
WYOMING	02/10/18	24	1	5	.200	0	2	.000	1	2	.500	0	2	2	1.6	3	0	3	2	1	2	3	5.4	
AIR FORCE	02/14/18	16	0	4	.000	0	1	.000	0	0	.000	0	1	1	1.6	1	0	1	2	0	1	0	5.2	
at San Diego State	02/17/18	21	2	5	.400	0	2	.000	0	0	.000	0	0	0	1.5	2	0	1	0	0	0	4	5.1	
FRESNO STATE	02/21/18	19	2	6	.333	1	3	.333	2	2	1.000	1	2	3	1.6	1	0	2	0	2	0	7	5.2	
Totals		0	547	52	125	.416	17	61	.279	24	32	.750	7	37	44	1.6	40	0	49	23	6	12	145	5.2

Games played: 28  
Minutes/game: 19.5  
Points/game: 5.2  
FG Pct: 41.6  
3FG Pct: 27.9  
FT Pct: 75.0

Rebounds/game: 1.6  
Assists/game: 1.8  
Turnovers/game: 0.8  
Assist/turnover ratio: 2.1  
Steals/game: 0.4  
Blocks/game: 0.2



### 2017-18 SEASON HIGHS

PTS - 24 - Southern Utah (11/25)  
RBS - 7 - at Pacific (12/16)  
AST - 14 - Southern Utah (11/25)  
BLK - 1 - Six times - last - Wyoming (2/10)  
STL - 3 - Six times - last - Fresno State (2/21)  
DOUBLE-DOUBLES - 2 - last - Southern Utah - 24 points, 14 assists (11/25)

### CAREER HIGHS

PTS - 25 - Detroit (1/23/16)  
RBS - 10 - Youngstown State (2/22/16)  
AST - 15 - UIC (2/28/16)  
BLK - 1 - Seven times - last - Wyoming (2/10/18)  
STL - 3 - Seven times - last - Fresno State (2/21/18)  
DOUBLE-DOUBLES - 9 (last - Southern Utah - 24 points, 14 assists - 11/25/17)  
TRIPLE-DOUBLES - 1 - Youngstown State - 10 pts, 10 reb, 10 ast (2/22/16)

### JOHNSON'S UNLV CAREER STATISTICS

YEAR	GP	GS	MIN	AVG	FG	FGA	PCT	3FG	3FGA	PCT	FT	FTA	PCT	OR	DR	TOT	AVG	PF	FO	AST	TO	BLK	ST	PTS	AVG
2017-18	28	28	964	34.4	104	241	.432	42	106	.396	137	159	.862	10	66	76	2.7	62	2	162	74	6	36	387	13.8
<b>TOTAL</b>	<b>28</b>	<b>28</b>	<b>964</b>	<b>34.4</b>	<b>104</b>	<b>241</b>	<b>.432</b>	<b>42</b>	<b>106</b>	<b>.396</b>	<b>137</b>	<b>159</b>	<b>.862</b>	<b>10</b>	<b>66</b>	<b>76</b>	<b>2.7</b>	<b>62</b>	<b>2</b>	<b>162</b>	<b>74</b>	<b>6</b>	<b>36</b>	<b>387</b>	<b>13.8</b>

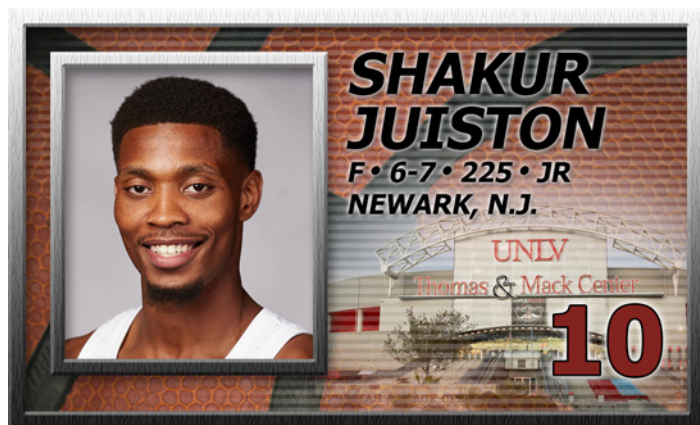
### JOHNSON'S 2017-18 SEASON GAME-BY-GAME STATISTICS

OPPONENT	DATE	GS	MIN	FG	FGA	PCT	3FG	3FGA	PCT	FT	FTA	PCT	OR	DR	TOT	AVG	PF	FO	AST	TO	BLK	ST	PTS	AVG
FLORIDA A&M	11/11/17	*	24	1	3	.333	0	2	.000	8	8	1.000	0	2	2	2.0	0	0	10	1	1	2	10	10.0
PRAIRIE VIEW A&M	11/15/17	*	29	4	8	.500	3	6	.500	5	7	.714	0	1	1	1.5	3	0	9	2	0	3	16	13.0
E. WASHINGTON	11/17/17	*	22	2	2	1.000	0	0	.000	3	4	.750	0	1	1	1.3	5	1	6	5	0	0	7	11.0
vs Rice	11/20/17	*	29	7	11	.636	4	6	.667	0	1	.000	0	2	2	1.5	0	0	3	3	0	3	18	12.8
vs Utah	11/22/17	*	38	8	13	.615	1	3	.333	3	4	.750	0	3	3	1.8	1	0	6	3	0	0	20	14.2
SOUTHERN UTAH	11/25/17	*	38	7	11	.636	2	3	.667	8	9	.889	1	0	1	1.7	2	0	14	5	0	1	24	15.8
at Northern Iowa	11/29/17	*	43	2	12	.167	1	6	.167	2	2	1.000	0	2	2	1.7	4	0	5	6	0	0	7	14.6
ARIZONA	12/02/17	*	42	0	4	.000	0	2	.000	7	8	.875	0	2	2	1.8	1	0	9	4	0	1	7	13.6
vs Oral Roberts	12/05/17	*	30	2	6	.333	1	3	.333	2	4	.500	0	3	3	1.9	1	0	11	0	0	1	7	12.9
vs Illinois	12/09/17	*	31	1	5	.200	1	1	1.000	7	8	.875	1	2	3	2.0	3	0	3	2	0	3	10	12.6
at Pacific	12/16/17	*	37	6	10	.600	4	6	.667	6	6	1.000	1	6	7	2.5	0	0	2	5	0	1	22	13.5
MISS. VALLEY ST	12/20/17	*	27	3	6	.500	2	4	.500	4	6	.667	0	5	5	2.7	0	0	5	2	0	0	12	13.3
NORTHERN COLO.	12/22/17	*	30	2	6	.333	1	1	1.000	1	1	1.000	0	0	0	2.5	3	0	2	3	1	2	6	12.8
BOISE STATE	12/30/17	*	38	6	16	.375	3	7	.429	5	8	.625	0	1	1	2.4	3	0	6	0	0	1	20	13.3
at San Jose State	01/03/18	*	40	2	9	.222	1	4	.250	5	6	.833	2	2	4	2.5	1	0	7	3	0	3	10	13.1
UTAH STATE	01/06/18	*	38	6	12	.500	2	6	.333	2	2	1.000	0	3	3	2.5	1	0	7	0	1	1	16	13.3
at Air Force	01/10/18	*	33	5	9	.556	3	4	.750	7	8	.875	0	3	3	2.5	4	0	4	4	0	3	20	13.6
NEW MEXICO	01/17/18	*	31	5	12	.417	1	2	.500	8	8	1.000	0	2	2	2.5	3	0	5	1	0	1	19	13.9
at Colorado State	01/20/18	*	38	3	8	.375	2	5	.400	6	6	1.000	0	4	4	2.6	1	0	4	2	0	1	14	13.9
at Fresno State	01/23/18	*	38	6	12	.500	1	4	.250	5	5	1.000	0	2	2	2.6	5	1	1	3	0	1	18	14.2
SAN DIEGO STATE	01/27/18	*	36	4	11	.364	0	3	.000	6	6	1.000	0	3	3	2.6	4	0	4	2	1	2	14	14.1
SAN JOSE STATE	01/31/18	*	37	4	9	.444	3	6	.500	4	5	.800	1	3	4	2.6	3	0	6	2	0	0	15	14.2
at Boise State	02/03/18	*	42	5	12	.417	1	6	.167	12	13	.923	0	2	2	2.6	4	0	6	1	1	0	23	14.6
at UNR	02/06/18	*	38	5	10	.500	1	3	.333	0	0	.000	1	4	5	2.7	2	0	7	3	0	0	11	14.4
WYOMING	02/10/18	*	36	1	6	.167	1	3	.333	2	2	1.000	1	4	5	2.8	1	0	6	4	1	1	5	14.0
AIR FORCE	02/14/18	*	36	4	7	.571	1	3	.333	7	8	.875	2	4	6	2.9	0	0	6	1	0	1	16	14.1
at San Diego State	02/17/18	*	29	2	6	.333	2	4	.500	1	2	.500	0	0	0	2.8	4	0	3	3	0	1	7	13.9
FRESNO STATE	02/21/18	*	34	1	5	.200	0	3	.000	11	12	.917	0	0	0	2.7	3	0	5	4	0	3	13	13.8
<b>Totals</b>		<b>28</b>	<b>964</b>	<b>104</b>	<b>241</b>	<b>.432</b>	<b>42</b>	<b>106</b>	<b>.396</b>	<b>137</b>	<b>159</b>	<b>.862</b>	<b>10</b>	<b>66</b>	<b>76</b>	<b>2.7</b>	<b>62</b>	<b>2</b>	<b>162</b>	<b>74</b>	<b>6</b>	<b>36</b>	<b>387</b>	<b>13.8</b>

Games played: 28  
Minutes/game: 34.4  
Points/game: 13.8  
FG Pct: 43.2  
3FG Pct: 39.6  
FT Pct: 86.2

Rebounds/game: 2.7  
Assists/game: 5.8  
Turnovers/game: 2.6  
Assist/turnover ratio: 2.2  
Steals/game: 1.3  
Blocks/game: 0.2





### 2017-18 SEASON HIGHS

PTS - 30 - Northern Colorado (12/22)  
RBS - 19 - Rice (11/20)  
AST - 6 - Eastern Washington (11/17)  
BLK - 4 - Arizona (12/2)  
STL - 4 - San Diego State (1/27)  
DOUBLE-DOUBLES - 12 - last - Fresno State - 11 pts, 10 rebs (2/21)

### CAREER HIGHS

PTS - 30 - Northern Colorado (12/22/17)  
RBS - 19 - Rice (11/20/17)  
AST - 6 - Eastern Washington (11/17/17)  
BLK - 4 - Arizona (12/2/17)  
STL - 4 - San Diego State (1/27/18)  
DOUBLE-DOUBLES - 12 - last - Fresno State - 11 pts, 10 rebs (2/21/18)

### JUISTON'S CAREER STATISTICS

YEAR	GP	GS	MIN	AVG	FG	FGA	PCT	3FG	3FGA	PCT	FT	FTA	PCT	OR	DR	TOT	AVG	PF	FO	AST	TO	BLK	ST	PTS	AVG
2017-18	28	28	834	29.8	184	286	.643	2	2	1.000	33	69	.478	75	202	277	9.9	77	2	56	70	18	26	403	14.4
<b>TOTAL</b>	<b>28</b>	<b>28</b>	<b>834</b>	<b>29.8</b>	<b>184</b>	<b>286</b>	<b>.643</b>	<b>2</b>	<b>2</b>	<b>1.000</b>	<b>33</b>	<b>69</b>	<b>.478</b>	<b>75</b>	<b>202</b>	<b>277</b>	<b>9.9</b>	<b>77</b>	<b>2</b>	<b>56</b>	<b>70</b>	<b>18</b>	<b>26</b>	<b>403</b>	<b>14.4</b>

### JUISTON'S 2017-18 SEASON GAME-BY-GAME STATISTICS

OPPONENT	DATE	GS	MIN	FG	FGA	PCT	3FG	3FGA	PCT	FT	FTA	PCT	OR	DR	TOT	AVG	PF	FO	AST	TO	BLK	ST	PTS	AVG
FLORIDA A&M	11/11/17	*	25	9	11	.818	0	0	.000	1	1	1.000	2	8	10	10.0	1	0	3	2	1	1	19	19.0
PRAIRIE VIEW A&M	11/15/17	*	24	6	7	.857	0	0	.000	1	3	.333	4	8	12	11.0	1	0	1	1	1	0	13	16.0
E. WASHINGTON	11/17/17	*	30	6	13	.462	0	0	.000	1	1	1.000	2	16	18	13.3	2	0	6	1	1	0	13	15.0
vs Rice	11/20/17	*	26	3	6	.500	0	0	.000	2	4	.500	4	15	19	14.8	2	0	5	1	0	0	8	13.3
vs Utah	11/22/17	*	22	2	4	.500	0	0	.000	0	2	.000	1	2	3	12.4	4	0	2	2	1	1	4	11.4
SOUTHERN UTAH	11/25/17	*	35	10	15	.667	0	0	.000	2	6	.333	6	10	16	13.0	3	0	1	1	0	2	22	13.2
at Northern Iowa	11/29/17	*	35	6	11	.545	1	1	1.000	0	0	.000	4	9	13	13.0	5	1	2	6	0	3	13	13.1
ARIZONA	12/02/17	*	37	10	14	.714	0	0	.000	1	4	.250	3	6	9	12.5	5	1	3	3	4	1	21	14.1
vs Oral Roberts	12/05/17	*	28	9	12	.750	0	0	.000	1	2	.500	1	6	7	11.9	3	0	3	1	0	3	19	14.7
vs Illinois	12/09/17	*	23	5	8	.625	0	0	.000	0	2	.000	1	4	5	11.2	4	0	2	1	1	1	10	14.2
at Pacific	12/16/17	*	34	5	10	.500	0	0	.000	3	5	.600	1	8	9	11.0	3	0	2	5	0	0	13	14.1
MISS. VALLEY ST	12/20/17	*	21	6	8	.750	0	0	.000	0	0	.000	2	8	10	10.9	0	0	4	3	0	1	12	13.9
NORTHERN COLO.	12/22/17	*	33	13	18	.722	0	0	.000	4	7	.571	4	8	12	11.0	1	0	0	4	0	1	30	15.2
BOISE STATE	12/30/17	*	36	10	14	.714	0	0	.000	5	7	.714	1	6	7	10.7	2	0	2	2	1	1	25	15.9
at San Jose State	01/03/18	*	36	5	10	.500	0	0	.000	4	6	.667	1	5	6	10.4	3	0	1	5	0	1	14	15.7
UTAH STATE	01/06/18	*	31	4	8	.500	0	0	.000	1	1	1.000	3	3	6	10.1	4	0	2	3	1	0	9	15.3
at Air Force	01/10/18	*	21	1	4	.250	0	0	.000	1	2	.500	1	5	6	9.9	2	0	2	2	0	0	3	14.6
NEW MEXICO	01/17/18	*	36	7	10	.700	0	0	.000	0	0	.000	4	10	14	10.1	3	0	2	3	0	1	14	14.6
at Colorado State	01/20/18	*	28	9	12	.750	0	0	.000	1	2	.500	2	6	8	10.0	4	0	0	3	1	0	19	14.8
at Fresno State	01/23/18	*	20	3	7	.429	0	0	.000	0	0	.000	1	4	5	9.8	3	0	1	4	0	1	6	14.4
SAN DIEGO STATE	01/27/18	*	36	10	13	.769	0	0	.000	1	2	.500	5	6	11	9.8	3	0	5	1	0	4	21	14.7
SAN JOSE STATE	01/31/18	*	26	5	7	.714	0	0	.000	0	1	.000	2	7	9	9.8	4	0	1	1	0	1	10	14.5
at Boise State	02/03/18	*	35	7	9	.778	1	1	1.000	2	2	1.000	1	6	7	9.7	4	0	0	2	0	2	17	14.6
at UNR	02/06/18	*	35	9	11	.818	0	0	.000	1	3	.333	5	7	12	9.8	3	0	0	1	1	0	19	14.8
WYOMING	02/10/18	*	34	11	15	.733	0	0	.000	0	3	.000	8	6	14	9.9	0	0	2	1	3	0	22	15.0
AIR FORCE	02/14/18	*	31	2	8	.250	0	0	.000	0	0	.000	1	11	12	10.0	3	0	3	3	1	0	4	14.6
at San Diego State	02/17/18	*	28	6	10	.600	0	0	.000	0	0	.000	0	7	7	9.9	1	0	0	6	0	1	12	14.5
FRESNO STATE	02/21/18	*	28	5	11	.455	0	0	.000	1	3	.333	5	5	10	9.9	4	0	1	2	1	0	11	14.4
<b>Totals</b>		<b>28</b>	<b>834</b>	<b>184</b>	<b>286</b>	<b>.643</b>	<b>2</b>	<b>2</b>	<b>1.000</b>	<b>33</b>	<b>69</b>	<b>.478</b>	<b>75</b>	<b>202</b>	<b>277</b>	<b>9.9</b>	<b>77</b>	<b>2</b>	<b>56</b>	<b>70</b>	<b>18</b>	<b>26</b>	<b>403</b>	<b>14.4</b>

Games played: 28  
Minutes/game: 29.8  
Points/game: 14.4  
FG Pct: 64.3  
3FG Pct: 100.0  
FT Pct: 47.8

Rebounds/game: 9.9  
Assists/game: 2.0  
Turnovers/game: 2.5  
Assist/turnover ratio: 0.8  
Steals/game: 0.9  
Blocks/game: 0.6



### 2017-18 SEASON HIGHS

PTS - 33 - Arizona (12/2)  
RBS - 18 - Florida A&M (11/11)  
AST - 3 - Florida A&M (11/11)  
BLK - 6 - Southern Utah (11/25)  
STL - 2 - Four times - last - Boise State (12/30)  
DOUBLE-DOUBLES - 15 - last - Fresno State - 12 pts, 11 rebs (2/21)

### CAREER HIGHS

PTS - 33 - Arizona (12/2/17)  
RBS - 18 - Florida A&M (11/11/17)  
AST - 3 - Florida A&M (11/11/17)  
BLK - 6 - Southern Utah (11/25/17)  
STL - 2 - Four times - last - Boise State (12/30/17)  
DOUBLE-DOUBLES - 15 - last - Fresno State - 12 pts, 11 rebs (2/21/18)

### MCCOY'S CAREER STATISTICS

YEAR	GP	GS	MIN	AVG	FG	FGA	PCT	3FG	3FGA	PCT	FT	FTA	PCT	OR	DR	TOT	AVG	PF	FO	AST	TO	BLK	ST	PTS	AVG
2017-18	28	28	786	28.1	177	317	.558	2	7	.286	116	161	.720	79	204	283	10.1	74	2	14	78	51	14	472	16.9
TOTAL	28	28	786	28.1	177	317	.558	2	7	.286	116	161	.720	79	204	283	10.1	74	2	14	78	51	14	472	16.9

### MCCOY'S 2017-18 SEASON GAME-BY-GAME STATISTICS

OPPONENT	DATE	GS	MIN	FG	FGA	PCT	3FG	3FGA	PCT	FT	FTA	PCT	OR	DR	TOT	AVG	PF	FO	AST	TO	BLK	ST	PTS	AVG	
FLORIDA A&M	11/11/17	*	23	11	19	.579	0	0	.000	3	4	.750	9	9	18	18.0	1	0	3	1	2	0	25	25.0	
PRAIRIE VIEW A&M	11/15/17	*	21	7	12	.583	0	0	.000	1	7	.143	4	7	11	14.5	2	0	0	4	1	0	15	20.0	
E. WASHINGTON	11/17/17	*	25	7	12	.583	0	0	.000	3	5	.600	3	5	8	12.3	2	0	1	4	0	0	17	19.0	
vs Rice	11/20/17	*	23	7	11	.636	0	0	.000	9	10	.900	2	8	10	11.8	1	0	0	3	1	1	23	20.0	
vs Utah	11/22/17	*	27	9	14	.643	0	0	.000	8	8	1.000	6	11	17	12.8	2	0	0	4	1	0	26	21.2	
SOUTHERN UTAH	11/25/17	*	33	6	11	.545	0	0	.000	3	4	.750	1	13	14	13.0	2	0	0	5	6	2	15	20.2	
at Northern Iowa	11/29/17	*	30	4	5	.800	0	0	.000	1	3	.333	0	7	7	12.1	4	0	0	2	1	0	9	18.6	
ARIZONA	12/02/17	*	37	13	17	.765	1	1	1.000	6	6	1.000	3	7	10	11.9	4	0	0	6	0	1	33	20.4	
vs Oral Roberts	12/05/17	*	22	6	12	.500	0	0	.000	5	6	.833	1	5	6	11.2	4	0	1	3	4	0	17	20.0	
vs Illinois	12/09/17	*	36	9	11	.818	0	0	.000	4	10	.400	3	7	10	11.1	0	0	0	2	3	2	22	20.2	
at Pacific	12/16/17	*	33	6	13	.462	0	0	.000	9	11	.818	5	8	13	11.3	3	0	1	3	0	2	21	20.3	
MISS. VALLEY ST	12/20/17	*	22	6	10	.600	0	0	.000	1	1	1.000	1	4	5	10.8	2	0	0	5	2	1	13	19.7	
NORTHERN COLO.	12/22/17	*	21	5	12	.417	0	0	.000	0	2	.000	5	8	13	10.9	4	0	1	4	2	0	10	18.9	
BOISE STATE	12/30/17	*	34	7	9	.778	0	0	.000	2	5	.400	3	7	10	10.9	3	0	1	2	0	2	16	18.7	
at San Jose State	01/03/18	*	30	7	14	.500	0	0	.000	9	11	.818	2	1	3	10.3	4	0	1	2	1	1	23	19.0	
UTAH STATE	01/06/18	*	31	9	11	.818	0	0	.000	5	6	.833	1	8	9	10.3	1	0	0	2	1	0	23	19.3	
at Air Force	01/10/18	*	22	3	4	.750	0	0	.000	2	2	1.000	1	4	5	9.9	5	1	0	3	1	0	8	18.6	
NEW MEXICO	01/17/18	*	19	4	10	.400	0	1	.000	1	3	.333	3	3	6	9.7	4	0	0	1	1	0	9	18.1	
at Colorado State	01/20/18	*	28	4	8	.500	0	0	.000	1	2	.500	2	8	10	9.7	3	0	1	0	1	0	9	17.6	
at Fresno State	01/23/18	*	30	6	15	.400	0	0	.000	1	2	.500	5	8	13	9.9	0	0	0	2	2	0	13	17.4	
SAN DIEGO STATE	01/27/18	*	31	9	12	.750	0	0	.000	3	8	.375	1	6	7	9.8	3	0	2	3	2	0	21	17.5	
SAN JOSE STATE	01/31/18	*	32	8	13	.615	0	0	.000	6	7	.857	6	11	17	10.1	3	0	0	2	3	0	22	17.7	
at Boise State	02/03/18	*	37	9	15	.600	1	1	1.000	5	5	1.000	4	4	8	10.0	1	0	1	3	2	0	24	18.0	
at UNR	02/06/18	*	23	1	6	.167	0	2	.000	6	6	1.000	1	7	8	9.9	5	1	0	3	2	0	8	17.6	
WYOMING	02/10/18	*	34	4	8	.500	0	0	.000	11	13	.846	0	15	15	10.1	2	0	1	1	3	1	19	17.6	
AIR FORCE	02/14/18	*	27	2	11	.182	0	0	.000	6	8	.750	5	8	13	10.2	4	0	0	4	5	0	10	17.3	
at San Diego State	02/17/18	*	27	3	11	.273	0	2	.000	3	4	.750	1	5	6	10.1	2	0	0	2	4	1	9	17.0	
FRESNO STATE	02/21/18	*	28	5	11	.455	0	0	.000	2	2	1.000	1	10	11	10.1	3	0	0	2	0	0	12	16.9	
Totals			28	786	177	317	.558	2	7	.286	116	161	.720	79	204	283	10.1	74	2	14	78	51	14	472	16.9

Games played: 28  
Minutes/game: 28.1  
Points/game: 16.9  
FG Pct: 55.8  
3FG Pct: 28.6  
FT Pct: 72.0

Rebounds/game: 10.1  
Assists/game: 0.5  
Turnovers/game: 2.8  
Assist/turnover ratio: 0.2  
Steals/game: 0.5  
Blocks/game: 1.8



### 2017-18 SEASON HIGHS

PTS - 31 - at UNR (2/7)  
RBS - 7 - at UNR (2/7)  
AST - 6 - Twice - last - at San Jose State (1/3)  
BLK - 1 - Fresno State (2/21)  
STL - 4 - Twice - last - Northern Colorado (12/22)  
DOUBLE-DOUBLES - 0

### CAREER HIGHS

PTS - 31 - at UNR (2/7/18)  
RBS - 7 - at UNR (2/7/18)  
AST - 8 - Three times - last - San Jose State (2/11/17)  
BLK - 2 - New Mexico (2/1/17)  
STL - 5 - at New Mexico (1/10/17)  
DOUBLE-DOUBLES - 0

### MOORING'S CAREER STATISTICS

YEAR	GP	GS	MIN	AVG	FG	FGA	PCT	3FG	3FGA	PCT	FT	FTA	PCT	OR	DR	TOT	AVG	PF	FO	AST	TO	BLK	ST	PTS	AVG
2016-17	32	15	955	29.8	116	310	.374	58	156	.372	113	145	.779	6	79	85	2.7	75	2	128	81	3	36	403	12.6
2017-18	28	28	912	32.6	123	313	.393	57	171	.333	100	124	.806	7	75	82	2.9	57	0	92	49	1	32	403	14.4
<b>TOTAL</b>	<b>60</b>	<b>43</b>	<b>1867</b>	<b>31.1</b>	<b>239</b>	<b>623</b>	<b>.384</b>	<b>115</b>	<b>327</b>	<b>.352</b>	<b>213</b>	<b>269</b>	<b>.792</b>	<b>13</b>	<b>154</b>	<b>167</b>	<b>2.8</b>	<b>132</b>	<b>2</b>	<b>220</b>	<b>130</b>	<b>4</b>	<b>68</b>	<b>806</b>	<b>13.4</b>

### MOORING'S 2017-18 SEASON GAME-BY-GAME STATISTICS

OPPONENT	DATE	GS	MIN	FG	FGA	PCT	3FG	3FGA	PCT	FT	FTA	PCT	OR	DR	TOT	AVG	PF	FO	AST	TO	BLK	ST	PTS	AVG
FLORIDA A&M	11/11/17	*	24	7	10	.700	5	8	.625	2	2	1.000	0	3	3	3.0	2	0	4	1	0	1	21	21.0
PRAIRIE VIEW A&M	11/15/17	*	26	2	9	.222	1	4	.250	6	6	1.000	2	2	4	3.5	3	0	6	2	0	2	11	16.0
E. WASHINGTON	11/17/17	*	34	4	9	.444	2	5	.400	5	6	.833	0	2	2	3.0	3	0	5	1	0	0	15	15.7
vs Rice	11/20/17	*	28	4	12	.333	2	9	.222	4	4	1.000	0	3	3	3.0	1	0	5	3	0	0	14	15.3
vs Utah	11/22/17	*	35	6	14	.429	3	7	.429	4	5	.800	0	4	4	3.2	3	0	2	2	0	1	19	16.0
SOUTHERN UTAH	11/25/17	*	30	5	10	.500	1	3	.333	1	1	1.000	0	1	1	2.8	0	0	4	0	0	2	12	15.3
at Northern Iowa	11/29/17	*	38	3	17	.176	2	10	.200	2	3	.667	0	3	3	2.9	4	0	0	1	0	2	10	14.6
ARIZONA	12/02/17	*	36	2	8	.250	0	3	.000	4	6	.667	0	1	1	2.6	1	0	4	2	0	4	8	13.8
vs Oral Roberts	12/05/17	*	27	5	11	.455	3	7	.429	2	2	1.000	0	1	1	2.4	0	0	4	4	0	0	15	13.9
vs Illinois	12/09/17	*	37	5	10	.500	3	6	.500	14	18	.778	0	3	3	2.5	2	0	3	0	0	1	27	15.2
at Pacific	12/16/17	*	31	3	7	.429	2	5	.400	4	4	1.000	0	0	0	2.3	4	0	4	2	0	0	12	14.9
MISS. VALLEY ST	12/20/17	*	27	5	6	.833	0	0	.000	3	6	.500	0	1	1	2.2	1	0	0	1	0	2	13	14.8
NORTHERN COLO.	12/22/17	*	37	7	12	.583	3	4	.750	8	9	.889	0	2	2	2.2	1	0	3	3	0	4	25	15.5
BOISE STATE	12/30/17	*	34	2	14	.143	2	9	.222	2	2	1.000	0	2	2	2.1	3	0	3	1	0	0	8	15.0
at San Jose State	01/03/18	*	38	1	2	.500	1	1	1.000	1	2	.500	0	2	2	2.1	2	0	6	4	0	0	4	14.3
UTAH STATE	01/06/18	*	30	2	13	.154	1	8	.125	2	2	1.000	1	3	4	2.3	2	0	2	1	0	2	7	13.8
at Air Force	01/10/18	*	35	5	10	.500	4	8	.500	1	2	.500	0	3	3	2.3	1	0	4	2	0	1	15	13.9
NEW MEXICO	01/17/18	*	34	6	12	.500	1	4	.250	5	7	.714	0	2	2	2.3	1	0	3	2	0	1	18	14.1
at Colorado State	01/20/18	*	32	5	14	.357	3	8	.375	4	5	.800	0	4	4	2.4	2	0	4	2	0	2	17	14.3
at Fresno State	01/23/18	*	32	3	9	.333	1	5	.200	3	3	1.000	1	0	1	2.3	1	0	2	2	0	1	10	14.1
SAN DIEGO STATE	01/27/18	*	26	4	7	.571	2	4	.500	2	4	.500	0	5	5	2.4	3	0	5	2	0	0	12	14.0
SAN JOSE STATE	01/31/18	*	33	3	11	.273	0	6	.000	0	0	.000	0	2	2	2.4	2	0	2	0	0	2	6	13.6
at Boise State	02/03/18	*	32	4	12	.333	2	8	.250	2	2	1.000	0	3	3	2.4	4	0	4	1	0	0	12	13.5
at UNR	02/06/18	*	39	11	20	.550	6	12	.500	3	4	.750	1	6	7	2.6	3	0	2	3	0	2	31	14.3
WYOMING	02/10/18	*	35	4	14	.286	0	5	.000	2	2	1.000	0	5	5	2.7	2	0	2	0	0	1	10	14.1
AIR FORCE	02/14/18	*	37	7	12	.583	5	9	.556	5	8	.625	1	2	3	2.7	2	0	5	3	0	0	24	14.5
at San Diego State	02/17/18	*	31	5	12	.417	1	4	.250	5	5	1.000	1	4	5	2.8	2	0	3	2	0	0	16	14.5
FRESNO STATE	02/21/18	*	34	3	16	.188	1	9	.111	4	4	1.000	0	6	6	2.9	2	0	1	2	1	1	11	14.4
<b>Totals</b>		<b>28</b>	<b>912</b>	<b>123</b>	<b>313</b>	<b>.393</b>	<b>57</b>	<b>171</b>	<b>.333</b>	<b>100</b>	<b>124</b>	<b>.806</b>	<b>7</b>	<b>75</b>	<b>82</b>	<b>2.9</b>	<b>57</b>	<b>0</b>	<b>92</b>	<b>49</b>	<b>1</b>	<b>32</b>	<b>403</b>	<b>14.4</b>

Games played: 28  
Minutes/game: 32.6  
Points/game: 14.4  
FG Pct: 39.3  
3FG Pct: 33.3  
FT Pct: 80.6

Rebounds/game: 2.9  
Assists/game: 3.3  
Turnovers/game: 1.8  
Assist/turnover ratio: 1.9  
Steals/game: 1.1  
Blocks/game: 0.0





### 2017-18 SEASON HIGHS

PTS - 17 - Prairie View A&M (11/15)  
RBS - 7 - Twice - last - Prairie View A&M (11/15)  
AST - 2 - Twice - last - Southern Utah (11/25)  
BLK - 1 - Arizona (12/2)  
STL - 2 - Prairie View A&M (11/15)  
DOUBLE-DOUBLES - 0

### CAREER HIGHS

PTS - 17 - Prairie View A&M (11/15/17)  
RBS - 7 - Twice - last - Prairie View A&M (11/15/17)  
AST - 2 - Twice - last - Southern Utah (11/25/17)  
BLK - 1 - Arizona (12/2/17)  
STL - 2 - Prairie View A&M (11/15/17)  
DOUBLE-DOUBLES - 0

### SMITH'S CAREER STATISTICS

YEAR	GP	GS	MIN	AVG	FG	FGA	PCT	3FG	3FGA	PCT	FT	FTA	PCT	OR	DR	TOT	AVG	PF	FO	AST	TO	BLK	ST	PTS	AVG
2017-18	13	0	144	11.1	20	40	.500	4	13	.308	1	2	.500	14	14	28	2.2	24	0	8	8	1	6	45	3.5
TOTAL	13	0	144	11.1	20	40	.500	4	13	.308	1	2	.500	14	14	28	2.2	24	0	8	8	1	6	45	3.5

### SMITH'S 2017-18 SEASON GAME-BY-GAME STATISTICS

OPPONENT	DATE	GS	MIN	FG	FGA	PCT	3FG	3FGA	PCT	FT	FTA	PCT	OR	DR	TOT	AVG	PF	FO	AST	TO	BLK	ST	PTS	AVG
FLORIDA A&M	11/11/17		19	3	13	.231	0	2	.000	0	0	.000	6	1	7	7.0	3	0	2	2	0	1	6	6.0
PRAIRIE VIEW A&M	11/15/17		21	8	10	.800	1	3	.333	0	0	.000	3	4	7	7.0	3	0	0	3	0	2	17	11.5
E. WASHINGTON	11/17/17		17	2	3	.667	0	1	.000	0	0	.000	0	1	1	5.0	2	0	1	0	0	1	4	9.0
vs Rice	11/20/17		11	1	4	.250	1	2	.500	0	0	.000	0	0	0	3.8	2	0	1	0	0	1	3	7.5
vs Utah	11/22/17		1	0	0	.000	0	0	.000	0	0	.000	0	0	0	3.0	0	0	0	0	0	0	0	6.0
SOUTHERN UTAH	11/25/17		12	2	3	.667	1	2	.500	0	0	.000	1	2	3	3.0	3	0	2	0	0	0	5	5.8
at Northern Iowa	11/29/17		10	0	0	.000	0	0	.000	0	0	.000	1	0	1	2.7	2	0	0	0	0	0	0	5.0
ARIZONA	12/02/17		16	1	3	.333	0	1	.000	0	0	.000	1	4	5	3.0	3	0	1	1	1	0	2	4.6
vs Oral Roberts	12/05/17		13	1	1	1.000	1	1	1.000	1	2	.500	1	1	2	2.9	0	0	0	0	0	0	4	4.6
vs Illinois	12/09/17		10	1	1	1.000	0	0	.000	0	0	.000	1	1	2	2.8	3	0	1	0	0	0	2	4.3
at Pacific	12/16/17		9	0	0	.000	0	0	.000	0	0	.000	0	0	0	2.5	2	0	0	2	0	1	0	3.9
MISS. VALLEY ST	12/20/17		DNP																					
NORTHERN COLO.	12/22/17		3	0	0	.000	0	0	.000	0	0	.000	0	0	0	2.3	1	0	0	0	0	0	0	3.6
BOISE STATE	12/30/17		DNP																					
at San Jose State	01/03/18		DNP																					
UTAH STATE	01/06/18		2	1	2	.500	0	1	.000	0	0	.000	0	0	0	2.2	0	0	0	0	0	0	2	3.5
at Air Force	01/10/18		DNP																					
NEW MEXICO	01/17/18		DNP																					
at Colorado State	01/20/18		DNP																					
at Fresno State	01/23/18		DNP																					
SAN DIEGO STATE	01/27/18		DNP																					
SAN JOSE STATE	01/31/18		DNP																					
at Boise State	02/03/18		DNP																					
at UNR	02/06/18		DNP																					
WYOMING	02/10/18		DNP																					
AIR FORCE	02/14/18		DNP																					
at San Diego State	02/17/18		DNP																					
FRESNO STATE	02/21/18		DNP																					
Totals		0	144	20	40	.500	4	13	.308	1	2	.500	14	14	28	2.2	24	0	8	8	1	6	45	3.5

Games played: 13  
Minutes/game: 11.1  
Points/game: 3.5  
FG Pct: 50.0  
3FG Pct: 30.8  
FT Pct: 50.0

Rebounds/game: 2.2  
Assists/game: 0.6  
Turnovers/game: 0.6  
Assist/turnover ratio: 1.0  
Steals/game: 0.5  
Blocks/game: 0.1



## 2017-18 UNLV STATISTICS (ALL GAMES)

RECORD:	OVERALL	HOME	AWAY	NEUTRAL
ALL GAMES	19-9	10-5	5-4	4-0
CONFERENCE	8-7	4-4	4-3	0-0
NON-CONFERENCE	11-2	6-1	1-1	4-0

##	Player	gp-gs	Total				3-Point		F-Throw		Rebounds				pf	dq	a	to	blk	stl	pts	avg
			min	avg	fg-fga	fg%	3fg-fga	3fg%	ft-fa	ft%	off	def	tot	avg								
44	MCCOY, Brandon	28-28	786	28.1	177-317	.558	2-7	.286	116-161	.720	79	204	283	10.1	74	2	14	78	51	14	472	16.9
10	JUISTON, Shakur	28-28	834	29.8	184-286	.643	2-2	1.000	33-69	.478	75	202	277	9.9	77	2	56	70	18	26	403	14.4
30	MOORING, Jovan	28-28	912	32.6	123-313	.393	57-171	.333	100-124	.806	7	75	82	2.9	57	0	92	49	1	32	403	14.4
24	JOHNSON, Jordan	28-28	964	34.4	104-241	.432	42-106	.396	137-159	.862	10	66	76	2.7	62	2	162	74	6	36	387	13.8
01	CLYBURN, Kris	28-20	652	23.3	71-174	.408	29-88	.330	31-57	.544	31	61	92	3.3	38	0	44	38	9	14	202	7.2
14	BECK, Tervell	28-8	398	14.2	69-117	.590	7-19	.368	47-75	.627	27	37	64	2.3	43	1	12	28	4	3	192	6.9
03	HARDY, Amauri	28-0	547	19.5	52-125	.416	17-61	.279	24-32	.750	7	37	44	1.6	40	0	49	23	6	12	145	5.2
02	SMITH, Anthony	13-0	144	11.1	20-40	.500	4-13	.308	1-2	.500	14	14	28	2.2	24	0	8	8	1	6	45	3.5
34	DIONG, Cheikh Mback	26-0	248	9.5	19-34	.559	0-0	.000	18-29	.621	17	49	66	2.5	48	0	5	19	20	13	56	2.2
11	DEMBELE, Cheickna	21-0	159	7.6	13-28	.464	0-0	.000	10-24	.417	22	9	31	1.5	16	0	9	12	13	4	36	1.7
00	GREEN, Jay	12-0	56	4.7	4-13	.308	0-4	.000	1-2	.500	2	0	2	0.2	11	0	3	5	0	1	9	0.8
Team											33	60	93				4					
Total.....		28	5700		836-1688	.495	160-471	.340	518-734	.706	324	814	1138	40.6	490	7	454	408	129	161	2350	83.9
Opponents.....		28	5700		796-1887	.422	188-579	.325	357-486	.735	354	635	989	35.3	625	-	327	337	83	189	2137	76.3

Score by Periods	1st	2nd	OT	Totals
UNLV	1145	1163	42	2350
Opponents	972	1115	50	2137

## 2017-18 UNLV STATISTICS (MOUNTAIN WEST GAMES)

RECORD:	OVERALL	HOME	AWAY	NEUTRAL
ALL GAMES	8-7	4-4	4-3	0-0
CONFERENCE	8-7	4-4	4-3	0-0
NON-CONFERENCE	0-0	0-0	0-0	0-0

##	Player	gp-gs	min	avg	Total		3-Point		F-Throw		Rebounds				pf	dq	a	to	blk	stl	pts	avg
					fg-fga	fg%	3fg-fga	3fg%	ft-fa	ft%	off	def	tot	avg								
44	McCoy,Brandon	15-15	433	28.9	81-158	.513	1-6	.167	63-84	.750	36	105	141	9.4	43	2	7	32	28	5	226	15.1
24	Johnson,Jordan	15-15	544	36.3	59-144	.410	22-63	.349	81-91	.890	7	37	44	2.9	39	1	77	33	4	19	221	14.7
10	Juiston,Shakur	15-15	461	30.7	94-149	.631	1-1	1.000	17-32	.531	40	94	134	8.9	43	0	22	39	9	12	206	13.7
30	Mooring,Jovan	15-15	502	33.5	65-178	.365	30-100	.300	41-52	.788	5	49	54	3.6	32	0	48	27	1	13	201	13.4
14	Beck,Tervell	15-8	254	16.9	40-68	.588	5-13	.385	21-34	.618	14	22	36	2.4	25	1	5	19	3	3	106	7.1
01	Clyburn,Kris	15-7	322	21.5	32-86	.372	13-49	.265	11-25	.440	15	27	42	2.8	20	0	28	23	6	7	88	5.9
03	Hardy,Amauri	15-0	314	20.9	27-71	.380	8-34	.235	7-9	.778	3	20	23	1.5	25	0	27	14	5	7	69	4.6
34	Diong,Cheikh Mbacke	15-0	167	11.1	14-21	.667	0-0	.000	11-20	.550	12	32	44	2.9	30	0	5	11	12	11	39	2.6
02	Smith,Anthony	1-0	2	2.0	1-2	.500	0-1	.000	0-0	.000	0	0	0	0.0	0	0	0	0	0	0	2	2.0
11	Dembele,Cheickna	8-0	31	3.9	1-3	.333	0-0	.000	3-5	.600	3	2	5	0.6	4	0	2	2	2	0	5	0.6
00	Green,Jay	5-0	20	4.0	1-4	.250	0-3	.000	0-0	.000	1	0	1	0.2	2	0	1	1	0	0	2	0.4
Team											20	23	43				2					
Total.....		15	3050		415-884	.469	80-270	.296	255-352	.724	156	411	567	37.8	263	4	222	203	70	77	1165	77.7
Opponents.....		15	3050		431-962	.448	118-330	.358	198-272	.728	165	356	521	34.7	302	-	202	166	42	96	1178	78.5

Score by Periods	1st	2nd	OT	Totals
UNLV	546	594	25	1165
Opponents	552	605	21	1178



# 2017-18 UNLV RESULTS

RECORD:	OVERALL	HOME	AWAY	NEUTRAL
ALL GAMES	19-9	10-5	5-4	4-0
CONFERENCE	8-7	4-4	4-3	0-0
NON-CONFERENCE	11-2	6-1	1-1	4-0

Date	Opponent	Score	Att.	High Points	High Rebounds
11/11/17	FLORIDA A&M	W 108-66	9457	(25)MCCOY, Brandon	(18)MCCOY, Brandon
11/15/17	~PRAIRIE VIEW A&M	W 98-63	8078	(17)SMITH, Anthony	(12)JUISTON, Shakur
11/17/17	~EASTERN WASHINGTON	W 91-76	8900	(19)CLYBURN, Kris	(18)JUISTON, Shakur
11/20/17	!vs Rice	W 95-68	8107	(23)MCCOY, Brandon	(19)JUISTON, Shakur
11/22/17	!vs Utah	W 85-58	8424	(26)MCCOY, Brandon	(17)MCCOY, Brandon
11/25/17	SOUTHERN UTAH	W 101-82	9543	(24)JOHNSON, Jordan	(16)JUISTON, Shakur
11/29/17	at Northern Iowa	68-77	Lot 4546	(20)CLYBURN, Kris	(13)JUISTON, Shakur
12/02/17	ARIZONA	88-91	Lot 14579	(33)MCCOY, Brandon	(10)MCCOY, Brandon
12/05/17	@vs Oral Roberts	W 92-66	6713	(19)JUISTON, Shakur	(8)CLYBURN, Kris
12/09/17	@vs Illinois	W 89-82	9668	(27)MOORING, Jovan	(10)MCCOY, Brandon
12/16/17	at Pacific	W 81-76	2279	(22)Johnson, Jordan	(13)McCoy, Brandon
12/20/17	MISS. VALLEY STATE	W 95-63	9128	(13)McCoy, Brandon	(10)Juiston, Shakur
			(13)Mooring, Jovan		
12/22/17	NORTHERN COLORADO	W 94-91	9192	(30)Juiston, Shakur	(13)McCoy, Brandon
12/30/17	*BOISE STATE	74-83	L 11892	(25)Juiston, Shakur	(10)McCoy, Brandon
01/03/18	*at San Jose State	Wot 82-76	1376	(23)McCoy, Brandon	(6)Juiston, Shakur
					(6)Clyburn, Kris
01/06/18	*UTAH STATE	78-85	L 12386	(23)McCoy, Brandon	(9)McCoy, Brandon
01/10/18	*at Air Force	W 81-76	1911	(20)Johnson, Jordan	(6)Juiston, Shakur
01/17/18	*NEW MEXICO	81-85	L 10546	(19)Johnson, Jordan	(14)Juiston, Shakur
01/20/18	*at Colorado State	W 79-74	4383	(19)Juiston, Shakur	(10)McCoy, Brandon
01/23/18	*at Fresno State	63-69	L 5385	(18)Johnson, Jordan	(13)McCoy, Brandon
01/27/18	*SAN DIEGO STATE	W 88-78	11137	(21)Juiston, Shakur	(11)Juiston, Shakur
			(21)McCoy, Brandon		
01/31/18	*SAN JOSE STATE	W 76-67	11344	(22)McCoy, Brandon	(17)McCoy, Brandon
02/03/18	*at Boise State	91-93	Lot 10737	(24)McCoy, Brandon	(8)McCoy, Brandon
02/06/18	*at UNR	W 86-78	11285	(31)Mooring, Jovan	(12)Juiston, Shakur
02/10/18	*WYOMING	W 85-70	11421	(22)Juiston, Shakur	(15)McCoy, Brandon
02/14/18	*AIR FORCE	W 81-73	9027	(24)Mooring, Jovan	(13)McCoy, Brandon
02-17-18	*at San Diego State	56-94	L 11180	(16)Mooring, Jovan	(7)Diong, Cheikh Mbacke
					(7)Juiston, Shakur
02/21/18	*FRESNO STATE	64-77	L 9302	(13)Johnson, Jordan	(11)McCoy, Brandon

~ = MGM Resorts Main Event Preliminary Rounds, Thomas & Mack Center, Las Vegas

! = MGM Resorts Main Event Heavyweight Rounds, T-Mobile Arena, Las Vegas

@ = MGM Grand Garden Arena, Las Vegas

\* = Conference game

Attendance Summary	Games	Attend	Avg/Game
Home	15	155932	10395
Away	9	53082	5898
Neutral	4	32912	8228
Total	28	241926	8640





# 2017-18 UNLV GAME-BY-GAME STATS

	FG-FGA	PCT	3FG-FGA	PCT	FT-FTA	PCT	REB	PF-D	AST	TO	BK	STL	1ST	2ND	OT1	OT2	TOT
Florida A&M at UNLV (11/11)	25-75 41-78	.333 .526	5-20 7-18	.250 .389	11-15 19-24	.733 .792	40 54	22-0 18-0	13 27	16 14	3 8	6 8	27 56	39 52	0 0	0 0	66 108
Prairie View A&M at UNLV (11/15)	21-68 37-71	.309 .521	4-18 5-18	.222 .521	17-21 19-38	.810 .500	40 55	32-0 20-0	7 19	21 18	6 6	6 12	41 55	22 43	0 0	0 0	63 98
Eastern Washington at UNLV (11/17)	27-71 31-57	.380 .544	3-14 6-12	.214 .500	19-23 23-35	.826 .657	33 44	28-2 22-1	6 22	8 15	3 3	4 2	39 45	37 46	0 0	0 0	76 91
Rice vs. UNLV (11/20)	26-73 34-69	.356 .493	8-25 10-27	.320 .370	8-11 17-23	.727 .739	35 51	20-0 13-0	10 21	13 14	3 2	5 5	24 51	44 44	0 0	0 0	68 95
Utah vs. UNLV (11/22)	21-60 31-62	.350 .500	2-20 5-16	.100 .313	14-18 18-23	.778 .783	30 46	22-0 13-0	8 13	12 15	3 3	4 3	33 43	25 42	0 0	0 0	58 85
Southern Utah at UNLV (11/25)	35-78 37-68	.449 .544	6-19 7-17	.316 .412	6-9 20-30	.667 .667	40 42	27-2 14-0	13 25	11 12	4 8	9 9	38 50	44 51	0 0	0 0	82 101
UNLV (11/29) at Northern Iowa	26-62 27-66	.419 .409	7-20 2-14	.350 .143	9-12 21-27	.750 .778	42 38	22-1 15-1	10 5	20 9	3 1	6 13	29 34	32 27	7 16	0 0	68 77
Arizona at UNLV (12/2)	25-75 33-62	.467 .532	6-18 3-13	.333 .231	15-17 19-26	.882 .731	37 37	22-0 19-1	11 19	16 18	7 6	7 8	30 41	48 37	13 10	0 0	91 88
Oral Roberts vs. UNLV (12/5)	26-74 32-59	.351 .542	4-14 9-17	.286 .529	10-16 19-29	.625 .655	35 47	26-1 19-0	13 27	11 15	1 4	9 5	28 41	38 51	0 0	0 0	66 92
Illinois vs. UNLV (12/9)	30-67 26-50	.448 .520	11-25 4-11	.440 .364	11-15 33-48	.733 .688	39 34	36-2 18-0	13 13	16 12	0 5	6 7	36 45	46 44	0 0	0 0	82 89
UNLV (12/16) at Pacific	25-49 29-68	.510 .426	6-13 5-15	.462 .333	25-32 13-18	.781 .722	38 31	18-0 23-1	12 13	19 11	1 3	4 8	45 31	36 45	0 0	0 0	81 76
Mississippi Valley State at UNLV (12/20)	26-68 34-54	.382 .630	6-18 6-11	.333 .545	5-9 21-30	.556 .700	27 41	24-1 8-0	3 16	14 17	1 6	9 8	21 52	42 43	0 0	0 0	63 95
Northern Colorado at UNLV (12/22)	37-82 34-63	.451 .540	8-29 5-8	.276 .625	9-15 21-32	.600 .656	43 40	26-1 15-0	10 8	13 16	6 4	7 7	38 46	53 48	0 0	0 0	91 94
Boise State at UNLV (12/30)	33-65 27-67	.508 .403	5-13 6-22	.385 .273	12-19 14-22	.632 .636	48 29	22-0 16-0	13 16	15 7	4 3	4 5	35 37	48 37	0 0	0 0	83 74
UNLV (1/3) at San Jose State	26-55 29-59	.473 .492	5-13 10-22	.385 .455	25-35 8-14	.714 .571	34 30	17-0 28-2	19 16	21 23	4 4	9 11	37 30	29 36	16 10	0 0	82 76
Utah State at UNLV (1/6)	31-59 31-66	.525 .470	10-25 6-23	.400 .261	13-16 10-15	.813 .667	36 34	17-0 13-0	13 20	10 8	1 4	3 6	46 36	39 42	0 0	0 0	85 78
UNLV (1/10) at Air Force	29-46 25-61	.630 .410	9-18 6-20	.500 .300	14-23 20-24	.609 .833	29 33	21-1 18-0	18 9	16 12	3 2	7 7	43 37	38 39	0 0	0 0	81 76
New Mexico at UNLV (1/17)	28-64 30-62	.438 .484	10-26 2-13	.385 .154	19-22 19-30	.864 .633	34 40	20-1 20-0	12 18	11 12	1 7	5 5	35 35	50 46	0 0	0 0	85 81
UNLV (1/20) at Colorado State	27-59 27-68	.458 .397	8-23 5-19	.348 .263	17-20 15-20	.850 .750	36 39	15-0 18-0	11 9	9 7	4 2	4 4	36 36	43 38	0 0	0 0	79 74
UNLV (1/23) at Fresno State	25-58 28-61	.431 .459	3-13 3-10	.231 .300	10-12 10-13	.833 .769	36 31	18-1 15-0	6 14	16 9	3 3	5 8	29 36	34 33	0 0	0 0	63 69
San Diego State at UNLV (1/27)	30-68 34-58	.441 .586	9-22 4-14	.409 .286	9-15 16-27	.600 .593	39 33	20-0 14-0	12 18	16 12	3 4	3 9	38 38	40 50	0 0	0 0	78 88
San Jose State at UNLV (1/31)	29-61 29-58	.475 .500	6-15 5-21	.400 .238	3-5 13-18	.600 .722	24 44	19-0 14-0	12 17	7 12	0 4	6 4	34 39	33 37	0 0	0 0	67 76
UNLV (2/3) at Boise State	32-60 29-63	.533 .460	6-22 13-32	.273 .406	21-23 22-30	.913 .733	31 33	24-0 20-1	14 17	9 7	4 1	3 4	41 40	41 42	9 11	0 0	91 93
UNLV (2/7) at UNR	32-63 26-68	.508 .382	7-21 8-28	.333 .286	15-19 18-21	.789 .857	45 32	21-1 20-1	13 14	15 9	3 2	4 7	41 34	45 44	0 0	0 0	86 78
Wyoming at UNLV (2/10)	27-74 30-65	.365 .462	6-33 4-18	.182 .222	10-15 21-28	.667 .750	41 49	22-1 17-1	12 15	13 12	6 8	7 7	35 45	35 40	0 0	0 0	70 85
Air Force at UNLV (2/14)	26-64 25-56	.406 .446	13-30 9-17	.433 .529	8-12 22-32	.667 .688	25 52	25-0 17-0	19 16	8 18	5 9	5 2	25 31	48 50	0 0	0 0	73 81
UNLV (2/17) at San Diego State	21-54 36-71	.389 .507	4-16 11-26	.250 .423	10-13 11-13	.769 .846	30 41	15-0 12-0	11 22	19 9	6 4	3 9	28 48	28 46	0 0	0 0	56 94
Fresno State at UNLV (2/21)	27-56 17-57	.482 .298	3-9 2-16	.333 .125	20-33 28-35	.606 .800	35 45	26-0 21-0	8 10	10 17	4 4	13 4	43 30	34 34	0 0	0 0	77 64



# 2017-18 UNLV POINTS - REBOUNDS - ASSISTS

Opponent	Date	Score	GREEN,JAY	CLYBURN,KR	SMITH,ANTH	HARDY,AMAU	JUISTON,SH	DEMBELE,CH	BECK,TERVE	
FLORIDA A&M	11/11/17	108-66	w	2-0-0	0-3-0	6-7-2	8-1-4	19-10-3	1-2-1	13-2-0
PRAIRIE VIEW A&M	11/15/17	98-63	w	0-0-0	7-4-0	17-7-0	5-4-2	13-12-1	4-5-1	9-1-0
EASTERN WASHINGTON	11/17/17	91-76	w	1-0-0	19-3-3	4-1-1	7-2-0	13-18-6	1-2-0	6-2-0
vs Rice	11/20/17	95-68	w	0-1-1	9-2-0	3-0-1	7-1-3	8-19-5	0-0-1	13-5-2
vs Utah	11/22/17	85-58	w	2-0-0	7-8-1	0-0-0	2-1-2	4-3-2	2-1-0	3-3-0
SOUTHERN UTAH	11/25/17	101-82	w	DNP	12-4-3	5-3-2	5-0-1	22-16-1	0-0-0	6-0-0
at Northern Iowa	11/29/17	68-77	L	DNP	20-6-1	0-1-0	2-1-1	13-13-2	2-2-0	3-3-1
ARIZONA	12/02/17	88-91	L	DNP	8-4-2	2-5-1	2-1-0	21-9-3	3-2-0	4-0-0
vs Oral Roberts	12/05/17	92-66	w	2-0-0	8-8-3	4-2-0	10-1-1	19-7-3	4-5-1	2-3-3
vs Illinois	12/09/17	89-82	w	DNP	2-3-2	2-2-1	7-1-2	10-5-2	0-1-0	9-2-0
at Pacific	12/16/17	81-76	w	DNP	5-3-0	0-0-0	0-0-3	13-9-2	2-1-0	6-3-0
MISS. VALLEY STATE	12/20/17	95-63	w	0-0-1	11-2-1	DNP	12-4-1	12-10-4	6-1-3	10-2-1
NORTHERN COLORADO	12/22/17	94-91	w	DNP	6-0-0	0-0-0	9-4-2	30-12-0	6-4-0	2-2-0
BOISE STATE	12/30/17	74-83	L	DNP	3-2-3	DNP	0-3-1	25-7-2	DNP	2-2-0
at San Jose State	01/03/18	82-76	w	DNP	13-6-2	DNP	3-2-1	14-6-1	DNP	9-3-0
UTAH STATE	01/06/18	78-85	L	DNP	11-6-4	2-0-0	10-2-3	9-6-2	DNP	0-1-1
at Air Force	01/10/18	81-76	w	2-0-0	16-4-4	DNP	3-0-2	3-6-2	0-0-0	12-2-2
NEW MEXICO	01/17/18	81-85	L	DNP	3-4-4	DNP	6-1-3	14-14-2	3-2-1	0-1-0
at Colorado State	01/20/18	79-74	w	DNP	5-3-0	DNP	9-0-0	19-8-0	1-0-0	5-0-1
at Fresno State	01/23/18	63-69	L	DNP	0-4-0	DNP	4-0-1	6-5-1	0-0-0	10-5-0
SAN DIEGO STATE	01/27/18	88-78	w	DNP	5-1-0	DNP	3-0-2	21-11-5	DNP	5-3-0
SAN JOSE STATE	01/31/18	76-67	w	DNP	9-2-6	DNP	0-2-2	10-9-1	0-0-0	12-2-0
at Boise State	02/03/18	91-93	L	0-0-0	4-3-0	DNP	9-4-3	17-7-0	0-0-0	2-0-0
at UNR	02/06/18	86-78	w	DNP	0-1-2	DNP	8-3-2	19-12-0	DNP	6-1-0
WYOMING	02/10/18	85-70	w	0-0-0	6-0-1	DNP	3-2-3	22-14-2	DNP	15-4-0
AIR FORCE	02/14/18	81-73	w	DNP	10-4-0	DNP	0-1-1	4-12-3	DNP	16-4-1
at San Diego State	02-17-18	56-94	L	0-0-1	3-0-2	DNP	4-0-1	12-7-0	0-1-0	5-1-0
FRESNO STATE	02/21/18	64-77	L	0-1-0	0-2-0	DNP	7-3-2	11-10-1	1-2-1	7-7-0

				24	30	34	44
Opponent	Date	Score		JOHNSON,JO	MOORING,JO	DIONG,CHEI	MCCOY,BRAN
FLORIDA A&M	11/11/17	108-66	w	10-2-10	21-3-4	3-4-0	25-18-3
PRAIRIE VIEW A&M	11/15/17	98-63	w	16-1-9	11-4-6	1-1-0	15-11-0
EASTERN WASHINGTON	11/17/17	91-76	w	7-1-6	15-2-5	1-3-0	17-8-1
vs Rice	11/20/17	95-68	w	18-2-3	14-3-5	0-3-0	23-10-0
vs Utah	11/22/17	85-58	w	20-3-6	19-4-2	0-1-0	26-17-0
SOUTHERN UTAH	11/25/17	101-82	w	24-1-14	12-1-4	0-0-0	15-14-0
at Northern Iowa	11/29/17	68-77	L	7-2-5	10-3-0	2-3-0	9-7-0
ARIZONA	12/02/17	88-91	L	7-2-9	8-1-4	0-0-0	33-10-0
vs Oral Roberts	12/05/17	92-66	w	7-3-11	15-1-4	4-2-0	17-6-1
vs Illinois	12/09/17	89-82	w	10-3-3	27-3-3	DNP	22-10-0
at Pacific	12/16/17	81-76	w	22-7-2	12-0-4	DNP	21-13-1
MISS. VALLEY STATE	12/20/17	95-63	w	12-5-5	13-1-0	6-4-0	13-5-0
NORTHERN COLORADO	12/22/17	94-91	w	6-0-2	25-2-3	0-1-0	10-13-1
BOISE STATE	12/30/17	74-83	L	20-1-6	8-2-3	0-0-0	16-10-1
at San Jose State	01/03/18	82-76	w	10-4-7	4-2-6	6-5-1	23-3-1
UTAH STATE	01/06/18	78-85	L	16-3-7	7-4-2	0-1-1	23-9-0
at Air Force	01/10/18	81-76	w	20-3-4	15-3-4	2-5-0	8-5-0
NEW MEXICO	01/17/18	81-85	L	19-2-5	18-2-3	9-6-0	9-6-0
at Colorado State	01/20/18	79-74	w	14-4-4	17-4-4	0-3-1	9-10-1
at Fresno State	01/23/18	63-69	L	18-2-1	10-1-2	2-5-1	13-13-0
SAN DIEGO STATE	01/27/18	88-78	w	14-3-4	12-5-5	7-2-0	21-7-2
SAN JOSE STATE	01/31/18	76-67	w	15-4-6	6-2-2	2-2-0	22-17-0
at Boise State	02/03/18	91-93	L	23-2-6	12-3-4	0-1-0	24-8-1
at UNR	02/06/18	86-78	w	11-5-7	31-7-2	3-2-0	8-8-0
WYOMING	02/10/18	85-70	w	5-5-6	10-5-2	5-3-0	19-15-1
AIR FORCE	02/14/18	81-73	w	16-6-6	24-3-5	1-2-0	10-13-0
at San Diego State	02-17-18	56-94	L	7-0-3	16-5-3	0-7-1	9-6-0
FRESNO STATE	02/21/18	64-77	L	13-0-5	11-6-1	2-0-0	12-11-0

## 2017-18 UNLV DOUBLE-DOUBLES (29)

Florida A&M (11/11).....Jordan Johnson (10 points, 10 assists)  
 .....Shakur Juiston (19 points, 10 rebounds)  
 .....Brandon McCoy (25 points, 18 rebounds)  
 Prairie View A&M (11/15) .....Shakur Juiston (13 points, 12 rebounds)  
 .....Brandon McCoy (15 points, 11 rebounds)  
 Eastern Washington (11/17).....Shakur Juiston (13 points, 18 rebounds)  
 vs. Rice (11/20) .....Brandon McCoy (23 points, 10 rebounds)  
 vs. Utah (11/22).....Brandon McCoy (26 points, 17 rebounds)  
 Southern Utah (11/25).....Jordan Johnson (24 points, 14 assists)  
 .....Shakur Juiston (22 points, 16 rebounds)  
 .....Brandon McCoy (15 points, 14 rebounds)  
 at Northern Iowa (11/29).....Shakur Juiston (13 points, 13 rebounds)  
 Arizona (12/2).....Brandon McCoy (33 points, 10 rebounds)  
 vs. Oral Roberts (12/5).....None  
 vs. Illinois (12/9).....Brandon McCoy (22 points, 10 rebounds)  
 at Pacific (12/16) .....Brandon McCoy (21 points, 13 rebounds)  
 Mississippi Valley State (12/20).....Shakur Juiston (12 points, 10 rebounds)  
 Northern Colorado (12/22) .....Shakur Juiston (30 points, 12 rebounds)  
 .....Brandon McCoy (10 points, 13 rebounds)

Boise State (12/30).....Brandon McCoy (16 points, 10 rebounds)  
 at San Jose State (1/3) .....None  
 Utah State (1/6) .....None  
 at Air Force (1/10) .....None  
 New Mexico (1/19) .....Shakur Juiston (14 points, 14 rebounds)  
 at Colorado State (1/20).....None  
 at Fresno State (1/23).....Brandon McCoy (13 points, 13 rebounds)  
 San Diego State (1/27).....Shakur Juiston (21 points, 11 rebounds)  
 San Jose State (1/31) .....Brandon McCoy (22 points, 17 rebounds)  
 at Boise State (2/3) .....None  
 at UNR (2/7) .....Shakur Juiston (19 points, 12 rebounds)  
 Wyoming (2/10) .....Shakur Juiston (22 points, 14 rebounds)  
 .....Brandon McCoy (19 points, 15 rebounds)  
 Air Force (2/14) .....Brandon McCoy (10 points, 13 rebounds)  
 at San Diego State (2/17).....None  
 Fresno State (2/21) .....Brandon McCoy (12 points, 11 rebounds)  
 .....Shakur Juiston (11 points, 10 rebounds)



## 2017-18 UNLV AND OPPONENT HIGHS AND LOWS

	<b>UNLV HIGHS</b>	<b>OPPONENT HIGHS</b>
Points Scored/Game:	108 Florida A&M (11/11)	94 at San Diego State (2/17)
Points Scored/Half:	56 1st, Florida A&M (11/11)	53 2nd, Northern Colorado (12/22)
Field Goals Made:	41 Florida A&M (11/11)	37 Northern Colorado (12/22)
Field Goals Attempted:	78 Florida A&M (11/11)	82 Northern Colorado (12/22)
Field Goal Percentage:	.630 Twice - last - at Air Force (1/10)	.525 Utah State (1/6)
3-Pt. FG Made:	10 Rice (11/20)	13 Twice - last - Air Force (2/14)
3-Pt. Field Goals Att.:	27 Rice (11/20)	33 Wyoming (2/10)
3-Pt. Field Goal Pct.:	.625 Northern Colorado (12/22)	.455 at San Jose State (1/3)
Free Throws Made:	33 Illinois (12/9)	22 at Boise State (2/3)
Free Throws Attempted:	48 Illinois (12/9)	33 Fresno State (2/21)
Free Throw Pct.:	.913 at Boise State (2/3)	.882 Arizona (12/2)
Rebounds:	55 Prairie View A&M (11/15)	48 Boise State (12/30)
Offensive Rebounds:	23 Florida A&M (11/11)	22 Florida A&M (11/11)
Defensive Rebounds:	39 Wyoming (2/10)	35 Boise State (12/30)
Assists:	27 Twice - last - Oral Roberts (12/5)	22 at San Diego State (2/17)
Turnovers:	21 at San Jose State (1/3)	23 at San Jose State (1/3)
Blocked Shots:	9 Air Force (2/14)	7 Arizona (12/2)
Steals:	12 Prairie View A&M (11/15)	13 Twice - last - Fresno State (2/21)
Fouls:	24 at Boise State (2/3)	36 Illinois (12/9)
	<b>UNLV LOWS</b>	<b>OPPONENT LOWS</b>
Points Scored/Game:	56 at San Diego State (2/17)	58 Utah (11/22)
Points Scored/Half:	28 1st & 2nd, at San Diego State (2/17)	21 1st, Mississippi Valley State (12/20)
Field Goals Made:	17 Fresno State (2/21)	21 Twice - last - Utah (11/22)
Field Goals Attempted:	46 at Air Force (1/10)	56 Fresno State (2/21)
Field Goal Percentage:	.298 Fresno State (2/21)	.309 Prairie View A&M (11/15)
3-Pt. FG Made:	2 Twice - last - Fresno State (2/21)	2 Twice - last - at Northern Iowa (11/29)
3-Pt. Field Goals Att.:	8 Northern Colorado (12/22)	9 Fresno State (2/21)
3-Pt. Field Goal Pct.:	.125 Fresno State (2/21)	.100 Utah (11/22)
Free Throws Made:	9 at Northern Iowa (11/29)	3 San Jose State (1/31)
Free Throws Attempted:	12 Twice - last - at Fresno State (1/23)	5 San Jose State (1/31)
Free Throw Pct.:	.500 Prairie View A&M (11/15)	.556 Mississippi Valley State (12/20)
Rebounds:	29 Twice - last - at Air Force (1/10)	24 San Jose State (1/31)
Offensive Rebounds:	5 Three times - last - at San Diego State (2/17)	4 San Jose State (1/31)
Defensive Rebounds:	21 at San Jose State (1/3)	14 Mississippi Valley State (12/20)
Assists:	6 at Fresno State (1/23)	3 Mississippi Valley State (12/20)
Turnovers:	7 Boise State (12/30)	7 Three times - last - at Boise State (2/3)
Blocked Shots:	1 at Pacific (12/16)	0 Twice - last - San Jose State (1/31)
Steals:	2 Twice - last - Air Force (2/14)	3 Twice - last - San Diego State (1/27)
Fouls:	8 Mississippi Valley State (12/20)	15 Twice - last - at Fresno State (1/23)

## 2017-18 UNLV AND OPPONENT INDIVIDUAL STATISTICAL HIGHS

	<b>UNLV INDIVIDUAL HIGHS</b>	<b>OPPONENT INDIVIDUAL HIGHS</b>
Points Scored:	33, McCoy, Arizona (12/2)	32, Hutchison, Boise State (12/30)
Field Goals Made:	13, Twice - last - Juiston, Northern Colorado (12/22)	13, Hutchison, Boise State (12/30)
Field Goals Attempted:	20, Mooring, at UNR (2/7)	25, Davis, Northern Colorado (12/22)
Field Goal Percentage:	1.000* (5-5), Beck, at Air Force (1/10)	1.000* (5-5), Pinchuk, New Mexico (1/17)
3-Pt. FG Made:	6, Mooring, at UNR (2/7)	5, Twice - last - Montana, at San Diego State (2/17)
3-Pt. Field Goals Att.	12, Mooring, at UNR (2/7)	9, Six times - last - Montana, at San Diego State (2/17)
3-Pt. Field Goal Pct.:	.750** (3-4), Four times - last - Johnson, at Air Force (1/10)	1.000** (4-4), Henson, Utah State (1/6)
Free Throws Made:	14, Mooring, Illinois (12/9)	11, Taylor, Fresno State (2/21)
Free Throws Attempted:	18, Mooring, Illinois (12/9)	14, Taylor, Fresno State (2/21)
Free Throw Pct.:	1.000*** (8-8), Four times - last - Johnson, New Mexico (1/17)	1.000*** (8-8), Twice - last - Furstinger, New Mexico (1/17)
Rebounds:	19, Juiston, Rice (11/20)	16, Carvacho, at Colorado State (1/20)
Offensive Rebounds:	9, McCoy, Florida A&M (11/11)	10, White, Oral Roberts (12/5)
Defensive Rebounds:	16, Juiston, Eastern Washington (11/17)	10, Hutchison, Boise State (12/30)
Assists:	14, Johnson, Southern Utah (11/25)	8, Hutchison, at Boise State (2/3)
Turnovers:	6, Four times - last - Juiston, at San Diego State (2/17)	7, Twice - last - Hutchison, Boise State (12/30)
Blocked Shots:	6, McCoy, Southern Utah (11/25)	5, Sanders, Northern Colorado (12/22)
Steals:	4, Three times - last - Juiston, San Diego State (1/27)	4, Three times - last - Fisher, San Jose State (1/31)
	* min. 5 fg made ** min. 3 3fg made *** min. 3 ft made	* min. 5 fg made ** min. 3 3fg made *** min. 3 ft made