



UNIVERSITY OF NEW MEXICO LOBO FOOTBALL

1939 Sun Bowl * 1944 Sun Bowl * 1946 Sun Bowl * 1947 Harbor Bowl * 1961 Aviation Bowl * 1997 Insight.com Bowl
2002 Las Vegas Bowl * 2003 Las Vegas Bowl * 2004 Emerald Bowl * 2006 New Mexico Bowl * 2007 New Mexico Bowl

2015 NEW MEXICO SCHEDULE

Date	Opponent (TV)	Time/Result
9/5	Mississippi Valley State	W 66-0
9/12	Tulsa (ESPN3)	L 21-40
9/18	at (RV/RV) Arizona State (Pac-12)	L 10-34
9/26	*at Wyoming (ROOT)	W 38-28
10/3	New Mexico State (ROOT)	W 38-29
10/10	*at Nevada (MWN/CI)	L 17-35
10/17	*Hawai'i (ROOT/Oceanic)	5:08 pm
10/24	*at San José State (ROOT)	5:08 pm
11/7	*Utah State (CBSSN)	1:34 pm
11/14	*at (21/20) Boise St. (ESPN Family)	TBA
11/21	*Colorado State (ROOT)	3:38 pm
11/28	*Air Force (ESPN Family)	TBA

ON THE AIR

Television

ROOT SPORTS
Play-by-Play: Drew Goodman
Color Analyst: Sed Bonner
Sidelines: Marc Stout

TWC Oceanic

Play-by-Play: Robert Kekulua
Color Analyst: Sed Bonner
Sidelines: Scott Robbs

Radio (English)

Lobo Radio Network
(770 KKOB-AM flagship in Albuquerque)
Play-by-Play: Robert Portnoy
Color Analyst: DonTrell Moore
Sidelines: Scott Stiegler

Radio (Spanish)

ESPN Deportes
(1450 KRZY-AM & José 105.9-FM)
Play-By-Play: Carlos Fourzan
Color Analyst: Ben Becerra

FOOTBALL COMMUNICATIONS

Frank Mercogliano, Asst. A.D. for Communications
Email: fmercog@unm.edu
Cell Phone: 505-410-4844
Twitter: @fmmmercogliano

PROMOTIONS & SPONSORS

UNM Homecoming Weekend. Annual "Lobos Love Pink" game, sponsored by UNM Hospitals for Breast Cancer Awareness. \$2 Cotton Candy. The Lobos will recognize media partners IHeartMedia and My 50/The CW.



New Mexico (3-3, 1-1 MW)

LOBOS

GAME 7

Date.....Saturday, October 17
Time.....5:08 p.m. MT
Location..... Albuquerque, N.M.
Venue ... Branch Field at University Stadium
Capacity..... 39,224
Television..... ROOT/Oceanic
Series Record..... Hawai'i leads 14-8
In ABQ..... Series tied 3-3
In HonoluluHawai'i lead 11-5
Current Streak.....New Mexico, 5
Last Meeting.....10/13/12 UNM 35-23
Last Meeting in ABQ.....10/14/95 UNM 24-10



Hawai'i (2-4, 0-2 MW)

RAINBOW WARRIORS

The Game:

The University of New Mexico Lobos (3-3, 1-1 MW) will take on its second of three straight West Division foes when the Hawai'i Rainbow Warriors (2-4, 0-2 MW) come to Albuquerque for Homecoming. New Mexico dropped to fourth place in the Mountain Division of the conference after losing 35-17 at Nevada. Boise State, Air Force and Utah State are all 2-0 in the Division. Hawai'i is 2-4 overall and 0-2 in the Mountain West after losing to San Diego State 28-14 in Honolulu. The Rainbow Warriors have dropped three straight and suffered shutouts in three of their four losses, albeit to three ranked teams in Ohio State, Wisconsin and Boise State.

The Coaches:

The University of New Mexico Lobos are coached by Bob Davie, who is 14-29 in his fourth season with the Lobos, and he is 49-54 overall in his ninth season. He spent his first five seasons as a head coach manning the Notre Dame Fighting Irish. For the Rainbow Warriors, Norman Yew Heen "Norm" Chow is in his fourth year as Hawai'i's head coach, and overall he is 10-33. Chow served as an offensive coordinator at BYU, N.C. State, USC, the Tennessee Titans, UCLA and Utah prior to becoming Hawai'i's head coach.

Series History:

The two teams have played 22 times previously, and in a bit of smart scheduling by UNM, 16 of those have been in Hawaii. The Rainbow Warriors lead the series 14-8, a series that dates back to 1964. However, the Lobos have won the last five dating back through the 1993 season.

UNM won the most recent meeting, in Honolulu, 35-23 in 2012, Bob Davie's first season. That win broke a streak of 24 straight losses outside the state of New Mexico and an 18-game Mountain West road losing streak.

Broadcast Information:

The broadcast will be broadcast by two entities. ROOT SPORTS will have the continental coverage with Colorado Rockies play-by-play man Drew Goodman on the call along with Sed Bonner and Tori Holt on sidelines. Oceanic will have the call back to the islands, with Robert Kekaula on the call along with Rich Miano and Scott Robbs on sidelines.

The game will be broadcast on the Lobo Radio Network with Robert Portnoy and DonTrell Moore calling all the action, with Michael Carlyle serving as engineer. Scott Stiegler will host the post game call-in show. The flagship station is 770 AM KKOB out of Albuquerque. This feed will also be available via the TuneIn Radio App.

Tweetable:

New Mexico threw for more yards than it rushed for just the second time in the last 43 games #GoLobos

OFFENSE

Pos.	#	Player	Ht.	Wt.	Cl.-Ex.	Hometown (Last School)	Notes
WR-X	81	Marquis Bundy	6-4	215	Sr-3L	Anthem, Ariz. (Boulder Creek)	Has three catches for 35 yards
	19	Matt Quarells	6-1	192	Fr-RS	St. Louis, Mo. (Hazelwood Central HS)	Has one catch for 17 yards
LT	75	Reno Henderson	6-4	275	Jr-1L-RS	Ocala, Fla. (New Mexico Military Inst./Vanguard HS)	Scored a touchdown on a FR against Mississippi Valley State, started six games
	62	Garrett Adcock	6-2	291	Jr-2L-RS	Dallas, Texas (Dallas Christian HS)	Played in two games, one start
LG	79	Bryan Oldenkamp	6-4	308	Sr-1L-1SQ-RS	Hesperia, Calif. (Chaffey College/Hesperia HS)	Started five games, played in six
	50	Chris Lewis	6-3	301	Jr-JC	Compton, Calif. (Riverside JC/Compton HS)	Played in four games, one start
C	51	Eden Mahina	6-4	308	Sr-1L	Ontario, Calif. (Mt. San Jacinto College/Upland HS)	Started six games, five at center, one at guard
	66	Tevita Fonua	6-2	308	Jr-JC	Richmond, Calif. (Laney College/John F. Kennedy HS)	Played in two games, one start
RG	55	Aaron Jenkins	6-1	312	Fr-RS	Dallas, Texas (Lincoln HS)	Started six games, five at guard, one at tackle
	65	Jack Ziltz	6-2	275	Jr-1L	Crete, Ill. (College of Dupage/Marian Catholic HS)	Played in three games
RT	76	Dillon Romine	6-6	290	Sr-2L-RS	Bradenton, Fla. (Braden River HS)	Played in six games, four starts
	62	Garrett Adcock	6-2	291	Jr-2L-RS	Dallas, Texas (Dallas Christian HS)	Played in two games, one start
TE	80	Reece White	6-1	225	Sr-3L	Rio Rancho, N.M. (Cleveland HS)	Has five catches for 68 yards
	48	Chris Edling	6-3	244	Sr-3L	Corsicana, Texas (Corsicana HS)	Has no catches
WR-H	2	Dameon Gamblin	5-10	174	Jr-2L	Mesquite, Texas (Mesquite HS)	Has 24 catches for 313 yards and 1 TD, eight rushes for 47 yards
	22	Chris Davis	5-6	171	So-1L	Westlake Village, Calif. (Oaks Christian HS)	Has three catches for 31 yards
WR-Y	24	Carlos Wiggins	5-8	166	Sr-3L	Plano, Texas (Plano West HS)	Has six catches for 140 yards and a TD, four rushes for 47 yards
	82	Delane Hart-Johnson	6-4	210	So-JC	Philadelphia, Pa. (L.A. Valley College/MLK HS)	Has eight catches for 68 yards
QB	13	Lamar Jordan	5-10	190	So-1L-RS	Frisco, Texas (Centennial HS)	38-69-2 for 474 yards, 2 TDs, has 59 rushes for 426 yards, 3 TD
	10	Austin Apodoca	6-3	207	Jr-JC	Longmont, Colo. (Mesa CC/Washington State/Silver Creek HS)	26-49-2 for 265 yards
RB	6	Jhurrell Pressley	5-10	203	Sr-3L-RS	Newcastle, Del. (Red Lion Christian Academy)	78 rushes for 360 yards, 3 TD
	26	Tyrone Owens	5-9	185	Fr-RS	Manor, Texas / Manor HS	15 rushes for 103 yards, 3 TD
TB	7	Teriyon Gipson	5-8	182	Jr-2VL	Dallas, Texas (Kimball HS)	52 rushes for 323 yards, 4 TD
	25	David Anaya	5-9	205	Sr-3L	Roswell, N.M. (Goddard HS)	Nine rushes for 41 yards, 1 TD

DEFENSE

Pos.	#	Player	Ht.	Wt.	Cl.-Ex.	Hometown (Last School)	Notes
LE	95	Garrett Hughes	6-1	267	So-1L	Corona, Calif. (Centennial HS)	10 tackles, 2.0 sacks for 11 yards, 3.5 TFLs for 14 yards, 1 PBU
	53	Cody Baker	6-3	246	Fr-HS	Issaquah, Wash. (Eastside Catholic HS)	One tackle
NT	92	William Udeh	6-0	294	Jr-2L	Coppell, Texas (Coppell HS)	Seven tackles
	55	Taylor Timmons	6-0	291	Jr-RS	Tampa, Fla. (Mew Mexico Military Inst./Tampa Catholic HS)	Seven tackles, 1.5 sacks for 18 yards, 3.0 TFL for 23 yards
RE	91	Nik D'Avanzo	6-3	281	Jr-2L	Baltimore, Md. (Archbishop Curley HS)	15 tackles, 0.5 sacks for 4 yards, 4.0 TFLs for 11 yards, 1 FR for 0 yards, 1 QBH
	59	Chris Lee	6-1	260	Sr-1L	Oakland, Calif. (Laney College/San Leandro HS)	1 FR for 0 yards, 1 QBH
RUSH	54	Donnie White	6-1	240	Jr-2L	St. Louis, Mo. (De Smet HS)	14 tackles, 2.0 sacks for 17 yards, 3.5 TFLs for 23 yards, 1 PBU, 2 QBH
	58	Maurice Daniels	6-4	219	Jr-JC	Coalinga, Calif. (West Hills College/Robeson HS)	24 tackles, 3.5 sacks for 24 yards, 7.0 TFLs for 41 yards, 1 PBU, 1 FF, 1 QBH
MLB	49	Dakota Cox	6-0	231	Jr-2L	Draper, Utah (Juan Diego HS)	41 tackles, 3.5 sacks for 13 yards, 6.5 TFLs for 18 yards, 1 INT for 8 yards, 1 PBU, 1QBH
	32	Michael Arredondo	6-1	230	Sr-3L	Phoenix, Ariz (Desert Vista HS)	Four tackles
WLB	2	Kimmie Carson	6-0	213	So-1L-RS	Tulsa, Okla. (East Central HS)	41 tackles, 1.5 sacks for 15 yards, 5.0 TFLs for 22 yards
	20	Ryan Langford	6-4	235	Sr-1L	Davenport, Iowa (Iowa Western CC/Assumption HS)	23 tackles, 1.5 sacks for 12 yards, 5.5 TFLs for 19 yards, 1 PBU
LCB	4	Isaiah "I.B." Brown	5-11	187	Jr-2L	San Antonio, Texas (Katy HS)	Five tackles, 1 PBU
	21	Donnie Duncan	5-11	191	Sr-3L-RS	Cerritos, Calif. (Alexander Hamilton HS)	17 tackles, 1.0 TFLs for 2 yards, 1 PBU
SS	12	Ryan Santos	5-10	190	Jr-2L-RS	Klein, Texas (Klein Collins HS)	18 tackles, 1 PBU
	8	Ricky Bennett	6-0	213	So-1L	Huntsville, Texas (Huntsville HS)	11 tackles
FS	14	Daniel Henry	6-1	196	Jr-RS	San Diego, Calif. (Iowa Western CC/Weber State/La Jolla Country Day)	20 tackles, 1.0 sacks for 4 yards, 1.0 TFL for 4 yards, 1 PBU
	22	Markel Byrd	5-11	195	So-1L-RS	San Diego, Calif. (Horizon Christian Academy)	28 tackles, 1.0 sacks for 10 yards, 2.0 TFLs for 13 yards, 2 INT for 0 yards
WOOF	5	Lee Crosby	5-11	201	Jr-RS	Baltimore, Md. (Snow College/Baltimore City HS)	34 tackles, 1.0 sacks for 7 yards, 3.0 TFLs for 10 yards, 1 FF, 1 FR, 1 TD, 2 PBU
	28	Jake Rothschilder	5-7	190	So-RS	Westlake Village, Calif. (Westlake HS)	Six tackles
RCB	3	Cranston Jones	5-8	172	Sr-3L	Mesquite, Texas (West Mesquite HS)	16 tackles, 1 INT for 15 yards, 3 PBU
	19	Nias Martin	5-10	175	Jr-JC	Baltimore, Md. (Hartnell College/Dunbar HS)	12 tackles, 2.0 TFLs for 4 yards, 1 FR for 77 yards, 1 TD

SPECIAL TEAMS

Pos.	#	Player	Ht.	Wt.	Cl.-Ex.	Hometown (Last School)	Notes
FGs	90	Zack Rogers	5-9	191	Sr-1L-2SQ-RS	Rio Rancho, N.M. (Rio Rancho HS)	1-1 (42G), 2-2 XP
	95	Jason Sanders	5-11	186	So-1L	Orange, Calif. (Villa Park HS)	3-7 FG (28G, 42WR, 35WR, 32G, 22G, 29WL, 41 WR), 22-22 on XP
KOs	95	Jason Sanders	5-11	186	So-1L	Orange, Calif. (Villa Park HS)	26 touchbacks on 34 kickoffs. start position of the 24 yard line
	90	Zack Rogers	5-9	191	Sr-1L-2SQ-RS	Rio Rancho, N.M. (Rio Rancho HS)	No kickoffs this season
P	90	Zack Rogers	5-9	191	Sr-1L-2SQ-RS	Rio Rancho, N.M. (Rio Rancho HS)	Has 34 punts for 42.1 yard average, long of 69, 2 TBs, 15 FC, 10 I20, 6 50+
	94	Sam Gentry	6-6	242	Jr-2SQ-RS	Albuquerque, N.M. (Eldorado HS)	No punts this season
DS	97	Steven Romero	6-1	225	Jr-2L	Albuquerque, N.M. (La Cueva HS)	Starting long snapper for the last three seasons
	30	Wendell Carter	5-7	180	Sr-2SQ-RS	Winslow, Ariz. (Winslow HS)	Has not snapped in a game
Hold	94	Sam Gentry	6-6	242	Jr-2SQ-RS	Albuquerque, N.M. (Eldorado HS)	First year as holder
	10	Austin Apodoca	6-3	207	Jr-JC	Longmont, Colo. (Mesa CC/Washington State/Silver Creek HS)	Washington State's holder in 2013
KOR	24	Carlos Wiggins	5-8	166	Sr-3L	Plano, Texas (Plano West HS)	Has 9 returns for 210 yards, 23.3 yard average, long of 37 (4 career KO TDs)
	20	Daryl Chestnut	5-8	188	So-JC	Miami, Fl. (Christopher Columbus HS/Coffeyville JC)	Has 4 returns for 90 yards, 22.5 average, long of 30
	25	David Anaya	5-9	205	Sr-3L	Roswell, N.M. (Goddard HS)	No returns this season
PR	24	Carlos Wiggins	5-8	166	Sr-3L	Plano, Texas (Plano West HS)	Has 4 returns for 24 yards, 6.0 average, long of 13
	22	Chris Davis	5-6	171	So-1L	Westlake Village, Calif. (Oaks Christian HS)	Has 1 returns for 0 yards, 0.0 average, long of 0

NEW MEXICO WEEKLY PRACTICE & MEDIA SCHEDULE (MOUNTAIN TIME)

GENERAL INFORMATION

Name of School University of New Mexico
 City/Zip Albuquerque, N.M. 87106
 Founded 1889 by Territorial Legislature
 Enrollment 28,800
 Nickname Lobos
 School Colors Cherry and Silver
 Stadium Branch Field at University Stadium
 Capacity 39,224
 Conference Mountain West
 Affiliation NCAA I
 President Dr. Robert Frank
 Vice President for Athletics Paul Krebs
 Athletic Dept. Phone 505-925-5501
 Ticket Office Phone 505-925-LOBO

COACHING STAFF

Head Coach Bob Davie
 Alma Mater, Year Youngstown State, 1977
 Record at School (years) 14-29, 4th season
 Career Record (years) 49-54, 9th season
 Football Office Phone 505-925-5700
 Best Time of Day to Reach Coach Contact SID
 Assistant Coaches
 Bob DeBesse Off. Coord./QBs
 Scott Baumgartner WRs
 Clay Davie TEs
 Jason Lenzmeier OL
 Apollo Wright Special Teams/RBs
 LaMar Bratton Grad. Asst. (Offense)
 Mitchell Kleinschrodt ... Grad. Asst. (Offense)
 Kevin Cosgrove Def. Coord./LBs
 Charles McMillian ... Def. Passing Game Coord/S
 Barry Sacks DL
 Al Simmons CBs
 Andrew Aho Grad. Asst. (Defense)
 Ivan Cordova Grad. Asst. (Defense)
 Dir. of Football Ops Brian DeSpain
 Asst. Dir. of Ops Evan Barker
 Video Coordinator Chris Crooks
 Videographer Paul Kasero
 Dir. of Recruiting Josh Sternquist
 Dir. of Player Development Trent Martin
 Athletic Performance Ben Hilgart
 Asst. Athletic Performance Kyle Kudrna
 G.A. Athletic Performance Kasey Carrier

TEAM INFORMATION

2014 Overall Record 4-8
 2014 Mountain West Record/Finish 2-6/5th Mt.

HISTORY

First Year of Football 1892
 Overall All-Time Record 466-572-31
 Number of Bowls/last 11/2007
 Bowl Record 3-7-1
 NFL Draft Picks 64

COMMUNICATIONS

Press Box Phone 505-925-5805
 SID Mailing Address New Mexico Athletics
 Colleen J. Maloof Administration Building
 1 University of New Mexico
 MSC04 2680
 Albuquerque, NM 87131-0001
 Overnight Address New Mexico Athletics
 Colleen J. Maloof Administration Building
 1414 University Boulevard SE
 Albuquerque, NM 87106

SOCIAL MEDIA

Website www.golobos.com



@NewMexicoFB



/UNMLoboFootball

MONDAY	TUESDAY	WEDNESDAY	THURSDAY	FRIDAY	SATURDAY	SUNDAY
Practice Off	Practice 9:15-11:25 a.m.	Practice 9:15-11:15 a.m.	Practice 10:00-11:30 p.m.	Practice Team Walk Through / Travel (CLOSED)	Game 4:05 p.m. (PT) at Nevada	Practice OFF
Media No Media	Media Open first 30 minutes Interviews after practice (Players) Press Conference at 12:15 p.m. (Press Box Zia II)	Media Open first 30 minutes Final Interviews after practice (No QBs) LoboTalk 7-9 p.m. - Chama River	Media Open first 30 minutes No Media Availability Except Coach Davie	Media No Media Availability	Media Coach Davie and Select Players after game	Media None

NEW MEXICO MEDIA POLICIES & PROCEDURES

Bob Davie Interview Opportunities

Coach Davie has several media availability times during the week. He is available after practices on Monday, Wednesday and Thursday. He also meets with the local media on Tuesday at noon as part of UNM's weekly fall sports media luncheon (other fall sport coaches meet with the media at 11:30 a.m. prior to Davie speaking). For weeks that have a Friday game, the entire week is pushed backwards one day.

New Mexico Media Luncheon

The New Mexico Media Luncheons are Tuesdays from 11:45 a.m. to 12:45 p.m. Coach Davie is available at 12:15. Audio and video clips from Davie are available at www.golobos.com. The press conferences are also streamed on GoLobos.com by LoboTV. Please note that the Mountain West no longer will conduct a football coaches teleconference. The luncheon is on the Zia II level of the West Pressbox.

New Mexico Player Interview Opportunities

All player interviews must be arranged through the UNM athletics communications office. The main time for interviews is after practice. Wednesday is the last day for player interviews, and Tuesday is the last day for quarterback interviews. For lengthier interviews, please call the communications office to arrange, which we are happy to do, working around class schedules. These will normally take place in the communications suite in the Maloof Center.

Postgame: The UNM locker room is closed. Requested players will be brought to an area to be determined after home games and outside the locker room for road games.

Wireless in the Press Box

The press box at University Stadium is fully equipped for wireless connections. Access is free, but those wanting access need their own internal or external wireless cards. Phone lines are available.

www.collegepressbox.com

CollegePressBox.com gives the media one-stop access to updated contact information, media guides, game books, photos, quotes, links and more for each of the league's schools and the Mountain West office. Log-in information will be provided by the MW office to accredited media, or you can apply for a password by sending an e-mail to password@collegepressbox.com.

Ticket Information

- online at unmtickets.com
- by calling 925-5858 or toll-free at 800-955-HOWL.
- Albertson's stores in Albuquerque, Rio Rancho, Los Lunas and Santa Fe
- Lobo Ticket Office inside the Pit at the NW corner of University & Cesar Chavez boulevards from 8:30-5 Monday-Friday
- UNM Bookstore (Bookstore Ticket Office is closed on Mondays) For more information call the New Mexico Athletics Ticket Office at (505) 925-5626 or 1-800-955-HOWL (4695). Call (505) 925-5500 for group tickets and ask to speak to a customer service representative.

On Game Day, the northeast box office at University Stadium opens four hours prior to kickoff, and the Lobo Ticket Office at the Pit opens three hours before game time. The northwest University Stadium box office opens 90 minutes before kickoff.

Lobo Talk & The Lobo Coaches Show

Host Robert Portnoy and coach Bob Davie discuss UNM football at Lobo Talk Wednesdays. The show airs from 7-9 p.m. at Chama River Brewing Co. Fans can call 866-350-4309 to ask coach Davie a question. The Lobo Coaches Show will be on ROOT Sports starting the second week of the season.

Game Credentials

Regular UNM media will receive game credentials prior to the start of the season. Media members with season credentials will also serve as a parking pass for the Baseball East or Baseball South lot across from the stadium.

Visiting team media should request single-game credentials through their team's media relations office. Parking passes for the Baseball East and media lots will be needed.

Media members not associated directly with a team can email requests to fmercog@unm.edu. Please have these Wednesday of game week (Tuesday for Friday night home games).

For media members picking up credentials at will call without parking passes, it is located in the Northeast corner of the stadium by Gate 7 or 8. With parking passes credentials will be located at the University Drive entrance to the Baseball & Pit East lots with the parking attendant. This should allow you to get your credential without having to wait in line or deal with parking on the north side of the stadium.

GAME DAY COACHING LOCATIONS

BOOTH

Bob DeBesse Off. Coord./QBs
 Scott Baumgartner WRs
 Clay Davie TEs
 Barry Sacks DL
 Al Simmons CBs
 LaMar Bratton Grad. Asst. (Offense)
 Ivan Cordova Grad. Asst. (Defense)

SIDELINES

Jason Lenzmeier OL
 Apollo Wright Special Teams/RBs
 Kevin Cosgrove Def. Coord./LBs
 Charles McMillian... Passing Game Coord/S
 Andrew Aho Grad. Asst. (Defense)
 Mitchell Kleinschrodt Grad. Asst. (Offense)

LOBO RADIO NETWORK

Every New Mexico football game is broadcast over the Lobo Radio Network. 770 KKOB-AM in Albuquerque is the flagship. Robert Portnoy is in his third season of play-by-play broadcasting with the University of New Mexico. The Lobo Radio Network:

Albuquerque	KKOB-AM	770 AM
Aztec	KLJH-FM	96.1 FM
Bloomfield	KLJH-2	107.1FM
Carlsbad	KATK-AM	740 AM
Farmington	KLJH-FM	107.1 FM
Farmington	KLJH-FM	96.1 FM
Farmington	KLJH-1	107.1 FM
Gallup	KYVA-AM	1230 AM
Gallup	KYVA-AM	94.9 FM
Grants	KMIN-AM	980 AM
Hobbs	KWMW-FM	105.1 FM
Las Vegas	KBQL-FM	92.7 FM
Mancos, CO	KLJH-FM	107.9 FM
Pagosa Springs, CO	KLJH-FM	98.3 FM
Santa Fe	KVSF-AM	1400 AM
Ruidoso	KWMW-FM	99.1 FM
Ruidoso	KRUI-AM	1490 AM
Socorro	KYRN-FM	102.1 FM
Window Rock, AZ	KLJH-FM	92.3 FM

Lobo games will be broadcast in Spanish on ESPN Deportes New Mexico on KRZY-AM 1450 and José 105.9 FM, Albuquerque, thanks to an agreement between UNM Athletics and Entrevision NM. Carlos Fourzan will handle the play-by-play duties with Ben Becerra providing analysis.

ROSTER BREAKDOWN

LETTERMEN RETURNING (46)

Offense (22): QB (1) Lamar Jordan*, **RB** (4) David Anaya***, Teriyon Gipson**, Romell Jordan*, Jhurell Pressley***; **WR** (5) Marquis Bundy***, Chris Davis*, Dameon Gamblin**, Ridge Jones**, Carlos Wiggins**; **TE** (4) Chris Edling***, Cole Gautsche (position switch from QB)***, Nick Lehman*, Reece White***; **OL** (8) Garrett Adcock**, Andrew Aqua (SQ in 2014)*, Reno Henderson*, Jack Lamm (RS in 2014)*, Bryan Oldencamp*, Eden Mahina*, Dillon Romine**, Jack Ziltz (position switch from DL)*;

Defense (21): DL (6) Nik D'Avanzo**, Garrett Hughes*, Chris Lee*, Kene Okonkwo*, Christopher Smalls (SQ in 2014)*, William Udeh**, **LB** (6) Michael Arredondo***, Kimmie Carson*, Dakota Cox**, Ryan Langford*, Geoff Smelser*, Donnie White**; **S** (5) Tayo Adewon*, Ricky Bennett*, Kenneth Maxwell*, John Russo**, Ryan Santos**; **CB** (4) Markel Byrd*, Isaiah Brown**, Donnie Duncan***, Cranston Jones**

Specialists (3): Zack Rogers* (P/K), Steven Romero** (LS), Jason Sanders* (KO)
*denotes letters won

STARTERS RETURNING (17)

Offense (7): OL Garrett Adcock, QB Cole Gautsche, RB Teriyon Gipson, OL Reno Henderson, OL Eden Mahina, RB Jhurell Pressley, TE Reece White

Defense (7): FS Markel Byrd, DE Nik D'Avanzo, LB Kimmie Carson, LB Dakota Cox, CB Cranston Jones, LB Donnie White, DT William Udeh

Specialists (3): P/K Zack Rogers, LS Steven Romero, KO Jason Sanders

STARTERS LOST (8)

Offense (4): OL LaMar Bratton, WR Tyler Duncan, WR Jeric Magnant, OL Jamal Price

Defense (4): DE Brett Bowers, CB SaQwan Edwards, SS David Guthrie, SLB Tevin Newman

Specialists (0): None

The Opening List

For the second time this season, wide receiver Dameon Gamblin had a career-high eight receptions, as he accomplished the trick against Tulsa earlier this season. Gamblin leads the Lobos with 24 receptions, or an average of 4.0 catches per game. That stat is a neat little trick since he entered the 2015 season with a grand total of four catches for his career over his first two seasons.

If you just took his two games of eight catches, that would have tied for the 2014 team lead in receptions, so it stands to reason that his 24 catches this season is the most by a Lobo in the Bob Davie era. The same would go for his 313 yards receiving this year. So, while UNM's bread and butter is running the ball, they sure can throw it to number two. The top five seasons for receptions and yards in the Bob Davie era are the subject of this week's opening list.

Pl.	Player	Season	Receptions
1.	Dameon Gamblin	2015	24
2.	Jeric Magnant	2013	19
	Marquis Bundy	2013	19
4.	Jeric Magnant	2014	16
5.	Teriyon Gipson	2014	15
	Lamaar Thomas	2012	15

Pl.	Player	Season	Yards
1.	Dameon Gamblin	2015	313
2.	Jeric Magnant	2013	294
3.	Tyler Duncan	2014	293
4.	Marquis Bundy	2013	261
5.	Ty Kirk	2012	200

Jordan Still Leading By Running...and Running to the Lead

Lamar Jordan entered the Nevada game with back-to-back 100-yard rushing games, going for 147 yards against Wyoming and 157 against New Mexico State. Those two games put him over 1,000 yards for his career.

While he had just 22 yards against Nevada, he is currently at 426 yards for the season, and that number leads the Lobos in rushing.

With Jordan leading the team in rushing and averaging over 70 yards per game, it begs the question of how many other quarterbacks are ranked ahead of Lamar Jordan in rushing this season? Well, right now Jordan ranks seventh among all FBS quarterbacks in rushing.

Pl.	Player	School	Yards	Avg.
16.	Kenaan Reynolds	Navy	598	119.6
30.	Greg Ward, Jr.	Houston	554	110.8
50.	Jerrard Randall	Arizona	453	90.6
56.	Lamar Jackson	Louisville	435	87.0
80.	Seth Collins	Oregon State	362	72.4
83.	Jerrold Heard	Texas	433	72.2
85.	Lamar Jordan	New Mexico	426	71.0

The Land of Ensackment

While New Mexico didn't record a sack against Nevada, the Lobos did rack up eight more tackles for loss. Overall however, the sack numbers are still pretty special.

The Lobos are holding steady with 19 sacks on the season and an average of 3.2 sacks per game. Those 19 sacks through six games are more sacks than UNM recorded in 2010, 2011 and 2013. Last year, the Lobos had 24 sacks, but five of those came in the final game of the season against Wyoming, meaning in the first 11 games of 2014, the Lobos had...19 sacks. The Lobos are tied for seventh nationally in sacks, and the 135 yards in sack yardage is actually tied for the sixth-most in the NCAA this season.

Last year, the Lobos were led by Nik D'Avanzo with 4.5 sacks. This year, Dakota Cox and Maurice Daniels are tied for the team lead in sacks with 3.5 each. For Cox, he had no sacks in his first 24 games and 3.5 sacks in his last two. The 135 yards UNM has racked up on its 19 sacks is fifth in the NCAA behind Penn State, Florida, Oklahoma State and Pittsburgh.

As for the tackles for loss. The Lobos added 8.0 to their season total, and now have 51.0 for the season, a total that is good for sixth nationally, and the 213 yards in losses is good for eighth nationally. Amazingly, the 8.0 tackles for loss against Nevada dropped UNM's season average to 8.5 TFLs per contest.

The only teams with more tackles for losses than the Lobos are teams you might have heard of: Oklahoma State, Missouri, Arizona State, Boston College and Penn State. Right behind UNM are three schools you also might have heard of: Florida, Mississippi State and Michigan.

FLASH 40 BREAKDOWN

UNM's game vs. Arizona State marked the 40th game of the Bob Davie tenure. This chart give a quick look back at his first 40 games, and the previous 40 games for the program. As you can see, his rebuilding job was a little tougher than most.

	First 40	Last 40	Diff.
Won/Loss	3-37	12-28	+9
Scoring Margin	-24.2	-6.4	+17.8
Total Offense	296.1	396.6	+100.5
Scoring Offense	14.4	28.9	+14.5
Scoring Defense	38.7	35.3	-3.4
Turnover Margin	-20	+10	+30
Penalties	264	183	-81
Penalty Yards	2,222	1,635	-587

THE TALE OF THE TAPE

Starters Average Heights and Weights

	UNM	HAW
OL/TE	6-3 1/2, 286.3	6-3 5/6, 285.3
Skill Pos.	5-10 1/2, 192.2	6-1 1/5, 208.0
Defensive Line	6-1 1/3, 280.7	6-1 2/3, 276.3
Linebackers	6-0 1/3, 228.0	6-1 1/2, 233.8
Defensive Backs	5-10 3/5, 189.2	5-11, 192.5

Class Breakdown of Starters

	UNM		HAW	
	Off	Def	Off	Def
Seniors	8	1	3	5
Juniors	2	8	3	3
Sophomores	1	2	3	2
Freshmen	1	0	2	1

HONORS

Garrett Adcock - OL

Phil Steele: Preseason Third Team All-Mountain West
College Football Preview: Honorable Mention First Team All-Mountain West
NFL.com: #5 Smartest Player in College Football

Dakota Cox - LB

College Football Preview: Preseason First Team All-Mountain West
Phil Steele: Preseason Second Team All-Mountain West
Athlon: Preseason Second Team All-Mountain West

Nik D'Avanzo - DL

Phil Steele: Preseason Third Team All-Mountain West
College Football Preview: Honorable Mention All-Mountain West

Teriyon Gipson - RB

College Football Preview: Honorable Mention All-Mountain West

Reno Henderson - OL

Phil Steele: Preseason Third Team All-Mountain West
College Football Preview: Honorable Mention All-Mountain West

Cranston Jones - CB

College Football Preview: Honorable Mention All-Mountain West

Ridge Jones - WR/KR

Phil Steele: Preseason Second Team All-Mountain West
Athlon: Preseason Second Team All-Mountain West

Eden Mahina - OL

College Football Preview: Honorable Mention All-Mountain West

Jhurell Pressley - RB

College Football Preview: Honorable Mention All-Mountain West
Phil Steele: Preseason Second Team All-Mountain West
Athlon: Preseason Second Team All-Mountain West
NFL.com: #7 Most Explosive Player

Carlos Wiggins - WR/KR

NFL.com: #11 Best Player 5-8 or Smaller
Preseason All-MW Returner

LOBOS IN THE MW/NCAA

Category	Avg	MW	NCAA
Rushing Offense	264.2	2	11
Passing Offense	123.2	11	121
Total Offense	387.3	5	81
Scoring Offense	31.7	3	T-49
Rushing Defense	189.7	7	94
Pass Defense	221.0	9	66
Total Defense	410.7	8	84
Scoring Defense	27.7	6	T-78
Net Punting	40.4	5	27
Punt Returns	4.8	11	102
Kickoff Returns	19.9	8	88
Turnover Margin	+0.83	2	T-20
Passing Eff.	105.7	11	115
Pass Eff. Defense	139.4	10	94
Time of Possession	30:52	6	53
3rd Down Conversions	37.8	5	77
Opp 3rd Down Conversions	40.2	10	84
Sacks For	19	1	T-11
Sacks Against	3	1	7
Penalty Yards Per Game	66.7	10	96
Red Zone Offense	76.5%	8	T-105
Red Zone Defense	79.2%	3	45
Rushing-L. Jordan	71.1	9	--
Gipson	64.6	10	--
Interceptions-Byrd	0.33	T-10	--
Passing Yards Per Game-L. Jordan	79.0	8	--
Apodaca	53.0	10	--
Total Offense-L. Jordan	150.0	7	--
Kickoff Returns-Wiggins	23.3	6	T-48
Receiving Yards-Gamblin	52.2	8	--
Punting-Rogers	42.1	7	--
Scoring (TDs)-Gipson	4.8	10	--
Scoring (Kick)-Sanders	5.2	8	--
PAT%-Sanders	1.00	T-1	--
Tackles-Carson	6.8	T-16	--
Cox	6.8	T-16	--
Sacks-Daniels	0.58	T-4	--
Cox	0.58	T-4	--
TFLs-Daniels	1.16	T-4	T-47
Cox	1.08	T-6	T-47
Fumbles Recovered-7 tied with	0.16	--	--

And That Would Be Five Times in the Six Games

For most teams, when you line up to punt the football, you are giving up a shot at a first down. But that's most teams. When you are UNM, it's pretty much a shot at a first down, because the Lobos for the fifth time in six games lined up for a punt and somehow got a first down.

After UNM's opening drive stalled, Zack Rogers hit a punt that for the third time this season was fumbled by the return team, and for the third time this season, UNM recovered. Reece White was the Lobo who picked up the loose ball and it led to the opening field goal of the game.

Along with the other two punts that were fumbled, UNM has also gotten two first downs off fake punts, amazingly enough in the same game. Rogers rushed for eight yards on fourth-and-five inside UNM territory against Tulsa, and then in the fourth quarter of that game he got two yards inside UNM territory on fourth-and-one.

And to that Rogers is 2-for-2 on extra points and 1-for-1 on field goals.

Lobo opponents are now averaging just 3.2 punt return yards per game as the Lobos have allowed just 19 yards total all season, a stat that is tied with Utah for 17th nationally.

He's Finger Kickin' Good

Jason Sanders continues to be a standout and a weapon on kickoffs for the Lobos. He hit three more touchbacks on his four kickoffs, and he has now hit 26 touchbacks on 35 kickoffs, a mark of 74.3 percent. That 74.3 mark is good for tie for fourth nationally in touchback percentage. His 26 touchbacks rank tied for seventh nationally.

Fourth Down Mentality

Many teams don't like to go for it on fourth down. Never put the Lobos in that category. New Mexico is averaging two fourth-down attempts per game, and UNM is 10-for-12 (the only two misses were a dive play on 4th-and-4 in the red zone when up 66-0 on Mississippi Valley State, and a failed 4th-and-1 in which UNM fumbled the ball unforced in the backfield).

The Lobos were 2-for-2 against Nevada. The 83.3% mark on fourth down is tied for 10th nationally, but among teams that have attempted at least one per game, it's actually tied for fifth.

The Lobos' 10 successful fourth down conversions tied for the third-most in the NCAA this season. The only two schools with more fourth down conversions are Washington State (14-of-21) and Purdue (11-of-20).

Lobos Red Zone Defense Is Beefing Up

The New Mexico Lobos defense is certainly improved from a year ago ... UNM's defense in the red zone has been stellar so far.

New Mexico's defensive red zone scoring percentage is .792, allowing 19 scores on 24 attempts. That number in and of itself is solidly in 47th nationally. However, giving up scores is one thing, but UNM has allowed just 11 touchdowns on those 24 trips inside the zone, and that's a .458 mark defensively.

That .458 mark is the 24th best mark in the NCAA.

Make It 15 of 16

UNM recovered two fumbles against Nevada giving UNM a takeaway in 16 of the last 17 games. The only game in the streak in which UNM didn't get a takeaway was against Boise State, a game which saw no turnovers.

The Lobos are +0.83 for the season on takeaways (nine taken, five given) and UNM is tied for 20th in that category. In UNM's three wins, the Lobos are +6 in the turnover battle, and UNM is -1 in its three losses.

THE TURNOVER TABLE

2014	Takeaways	Pts.	Giveaways	Pts.
UTEP	0	0	3	7
ASU	1	7	3	21
at NMSU	2	0	1	7
FS	2	3	0	0
at UTSA	2	7	0	0
SDSU	4	0	1	0
at AFA	1	7	2	7
at UNLV	3	10	1	0
BSU	0	0	0	0
at USU	1	7	1	0
at CSU	2	7	4	20
WYO	1	7	2	0
Total	19	55	18	62

UNM Turnover Margin: +1
UNM TO Scoring Margin: -7 (UNM 9-19, Opp 9-18)

2015	Takeaways	Pts.	Giveaways	Pts.
MVSU	3	17	0	0
TULSA	1	0	2	10
at ASU	1	3	1	0
at WYO	2	3	0	0
NMSU	3	7	2	6
at UNR	2	10	2	7
HAW				
at SJSU				
USU				
at BSU				
CSU				
AFA				
Total	12	40	7	23

UNM Turnover Margin: +0.83
UNM TO Scoring Margin: +17 (UNM 8-12, Opp 5-7)

STAT OF THE WEEK

19

That's the number of sacks that the Lobos have recorded this season. That total would have led UNM in three of the last five seasons, and the 19 sacks is good for fourth nationally.

PRONUNCIATION GUIDE

Players

2	Dameon Gamblin.....	DAY ME in
4	Romell Jordan.....	rah MEL
6	Jhurrell Pressley.....	ju RELL
7	Teriyon Gipson.....	teh REE ON GIP son
8	Cole Gautsche.....	GOW chee
9	Q' Drennan.....	QUE
10	Austin Apodoca.....	ah pa DAH CAH
16	Jacob Girdle.....	GRR gill
17	Juuan Lawson.....	ja WAHN
23	Tayo Adewon.....	TAY oh ADD ah WAHN (Full name is Oluwatayo Oluwadolapo Adewon.....oh LOU ah TAY oh oh LOY ah DOH la PO)
25	David Anaya.....	ah NYE uh
27	Bijon Parker.....	bee ZHAHN
28	Diquon Woodhouse.....	DIH QWAN
32	Michael Arredondo.....	ah ra DON doh
47	Austin Ocasio.....	oh cah SEE yo
51	Eden Mahina.....	EE din mah HEE na
59	Toye Adewon.....	TOY YEA ADD ah WAHN
86	David Georges.....	JORE JIS
87	Anu Somoye.....	ah NEW sa MOY yea (full name is Anuoluwapo ah NEW ah LEW ah PO)
91	Nic D'Avanzo.....	DEE ah VAAN zo
94	Sam Gentry.....	jen TREE
98	Kene Okonkwo.....	Kenny Oh CONK whoa

Coaches & Staff

Bob DeBesse.....	dih BESS
Kevin Cosgrove.....	CAHZ GROVE
Scott Baumgartner.....	baum GART ner
Mitchell Kleinschrodt.....	KLIN schrot
Jason Lenzmeier.....	LENS MY er
Frank Mercogliano.....	mer cog LEE AH no

LOBO CAPTAINS

For the 2015 season, the Lobos will once again have three captains. This year its senior tight end Reece White, junior line-backer Dakota Cox and sophomore quarterback Lamar Jordan. It's the second straight year that UNM has had a sophomore team captain, and UNM is one of nine FBS programs with a permanent sophomore captain (Colorado doesn't count for this as they rotate game captains). Here are the nine schools with a sophomore captain.

2015 Sophomore Captains (FBS)

- J.T. Barrett, QB, Ohio State
- Ja'Whaun Bentley, LB, Purdue
- Austin Corbett, OL, Nevada
- Zaire Franklin, LB, Syracuse
- Myles Garrett, DL, Texas A&M
- Lamar Jordan, QB, New Mexico
- Brad Kaaya, QB, Miami (Fla.)
- Matt Linehan, QB, Idaho
- DeAndre Scott, DB, Arizona State
- Colorado (leadership council, 2 sophomores, rotating game captains)

Amazing What Happens in Year Four

While several players have made their Lobo debuts this season, most haven't been freshmen. So far this season UNM has used just nine freshmen; Aaron Jenkins, Steven Galvan, Tyrone Owens, Bijon Parker, Matt Quarells, Patrick Reed, Jake Rothschilder and Diquon Woodhouse and Alex Hart. Fifteen other players have made their Lobo debuts this year as well with Austin Apodoca, Daryl Chestnut, Lee Crosby, Maurice Daniels, Tevita Fonua, Sam Gentry, Travis Green, Delane Hart-Johnson, Caleb Kimbro, Chris Lewis, Nias Martin, Richard McQuarley and Taylor Timmons. Overall, 22 of UNM's 76 players that have played this season have made their debuts, which is 28.9%. Last year that number was 33 of 78, or 42.9%.

Oh Hey, Another Big Run for UNM

The Lobos didn't happen to reel off a 60-plus yard touchdown this week, but Teriyon Gipson's 38-yarder was fine and dandy. It gave UNM at least a 35-yard run in all but one game.

Here is where UNM ranks this season in long runs

Runs of 10 yards or more	42	T-15th
Runs of 20 yards or more	19	T-3rd
Runs of 30 yards or more	11	T-3rd
Runs of 40 yards or more	6	T-6th
Runs of 50 yards or more	4	T-4th
Runs of 60 yards or more	3	T-3rd
Runs of 70 yards or more	1	T-9th

The game did however mark the first time this season that the Lobos didn't have a 60-yard play on offense. They did however have a 77-yard fumble return on defense.

They Say It's the Luck of the Bounce...I Don't Think So

New Mexico has recovered seven of its opponents nine fumbles. That is a 77.8% clip, and that mark is actually tied for the sixth-best percentage in the NCAA this season.

Hey This Scoring Looks Fun...Can We Get Some of That Action?

For the fourth time this season, the Lobo defense put points on the board. This time it was Nias Martin, who has turned into a guy who can make a big play when needed. With UNM down 21-10 entering the fourth quarter, Martin scooped up a fumble from Nevada's quarterback and raced 77 yards for a touchdown to make it 21-17.

It was UNM's third defensive touchdown of the season. The Lobos got one the opening week when Travis Green raced 32 yards with an interception against Mississippi Valley State, and then they got one against New Mexico State when Lee Crosby forced and recovered a fumble in the end zone for a touchdown. Later that game the defense earned a safety when Maurice Daniels sacked NMSU's quarterback in the end zone.

The 20 points scored by the defense is the most since the 2006 season when the Lobo defense accounted for 26 points on the strength of four interception returns for touchdowns, and a safety (UNM's other safety that season was recorded by the special teams unit).

And He Was Only Number Five By The Way

Due to redshirting and things like that, there are many cases of graduates playing football and working on a Master's degree. Almost always, those are players in their senior year, or they are graduate transfers, in the case of UNM's Travis Green, who graduated from Kansas State and is now with UNM.

The harder trick is to graduate with two years of eligibility, but that's exactly what UNM offensive lineman Garrett Adcock has done. Adcock was named

LAST TIME VS. HAWAII

Score by Quarters	1	2	3	4	Total
New Mexico	14	7	7	7	35
Hawai'i	0	10	7	6	23

Otr Time Scoring play

- 1st 11:58 NM - CARRIER, Kasey 23 yd run (ADAMS, Justus kick), 6-83 2:41
- 05:51 NM - EDWARDS, SaQwan 6 yd run (ADAMS, Justus kick), 11-38 6:00
- 12:24 NM - CARRIER, Kasey 1 yd run (ADAMS, Justus kick), 14-66 7:21
- 05:55 UH - HARDING, Scott 51 yd pass from SCHROEDER, Sean (HADDEN, Tyler kick), 5-77 1:58
- 00:16 UH - HADDEN, Tyler 49 yd field goal, 11-18 3:54
- 3rd 04:52 NM - GAUTSCHE, Cole 76 yd run (ADAMS, Justus kick), 3-95 1:18
- 04:40 UH - EDWARDS, Mike 100 yd kickoff return (HADDEN, Tyler kick)
- 4th 09:49 UH - LISTER, John 1 yd run (SCHROEDER, Sean pass failed), 9-65 1:47
- 03:49 NM - HOLBROOK, B.R. 5 yd run (ADAMS, Justus kick), 11-75 6:00

	NM	UH
FIRST DOWNS	24	21
RUSHES-YARDS (NET)	63-337	27-119
PASSING YDS (NET)	120	272
Passes Att-Comp-Int	13-8-0	42-20-0
TOTAL OFFENSE PLAYS-YARDS	76-437	69-391
Fumble Returns-Yards	0-0	0-0
Punt Returns-Yards	1-2	2-4
Kickoff Returns-Yards	3-59	5-178
Interception Returns-Yards	0-0	0-0
Punts (Number-Avg)	4-33.8	2-56.5
Fumbles-Lost	2-0	4-3
Penalties-Yards	5-45	5-52
Possession Time	38:32	21:28
Third-Down Conversions	9 of 17	4 of 14
Fourth-Down Conversions	3 of 4	4 of 6
Red-Zone Scores-Chances	3-3	1-4
Sacks By: Number-Yards	2-7	1-6

RUSHING: New Mexico-CARRIER, Kasey 35-161; GAUTSCHE, Cole 5-104; PRESSLEY, Jhurrell 7-21; HOLBROOK, B.R. 7-19; WIGGINS, Carlos 1-10; SOLOMON, Quintell 1-8; KIRK, Ty 1-8; BUNDEY, Marquis 1-6; EDWARDS, SaQwan 1-6; ANAYA, David 1-minus 1; CLAYTON, Chase 1-minus 2; Team 2-minus 3. Hawai'i-GREGORY, Will 13-99; LISTER, John 9-27; HARDING, Scott 2-minus 2; SCHROEDER, Sean 3-minus 5.

PASSING: New Mexico-HOLBROOK, B.R. 7-12-0-109; GAUTSCHE, Cole 1-1-0-11. Hawai'i-SCHROEDER, Sean 20-42-0-272.

RECEIVING: New Mexico-REED, Lucas 2-24; EDWARDS, SaQwan 1-36; CLAYTON, Chase 1-33; BIREN, Chris 1-11; CARRIER, Kasey 1-9; SOLOMON, Quintell 1-7; THOMAS, Lamaar 1-0. Hawai'i-STUTZMANN, B. 6-73; GANT, Chris 4-46; HARDING, Scott 3-80; LISTER, John 3-25; MOLENI, Harold 1-16; BRIGHT, Darius 1-15; OSTROWSKI, J. 1-14; HALL, Ryan 1-3.

INTERCEPTIONS: New Mexico-None. Hawai'i-None.

FUMBLES: New Mexico-CARRIER, Kasey 1-0; KIRK, Ty 1-0. Hawai'i-SCHROEDER, Sean 2-2; EDWARDS, Mike 1-1; HARDING, Scott 1-0.

New Mexico (4-3,1-1) vs. Hawai'i (1-5,0-3)
Date: Oct 13, 2012 • Site: Honolulu, HI • Stadium: Aloha Stadium
Attendance: 31632

Kickoff time: 6:07 PM • End of Game: 9:22 PM • Total elapsed time: 3:15
Officials: Referee: Greg Burks; Umpire: Scott Campbell; Linesman: George Gusman;
Line judge: Kevin Mar; Back judge: Brian Ernest; Field judge: Randy Smith;
Side judge: Eugene Semko; Center judge: Dara Young;
Temperature: 83 deg. • Wind: Var. 9 • Weather:
TURNSTILE ATTENDANCE: 27,833

UNM VS. HAWAII STAT COMPARISON

UNM (6 gms)	Category.....	HAW (6 gms)
31.7.....	Points Per Game For	14.8
27.7.....	Points Per Game Against.....	32.7
109.....	First Downs	86
291.....	Rushing Attempts	176
1585.....	Rushing Yards	523
5.4.....	Average Per Rush.....	3.0
264.2.....	Average Per Game.....	87.2
20.....	Rushing TDs.....	5
64-118-4.....	Passing (Comp-Att-Int).....	99-199-9
54.2%.....	Completion Pct.....	45.2%
739.....	Passing Yards	1085
123.2.....	Average Per Game.....	180.8
3.....	TD Passes.....	5
2324.....	Total Offense	1608
5.7.....	Avg. Per Play	4.3
387.3.....	Avg Per Game	268.0
7-3.....	Fumbles-Lost.....	13-5
+0.83.....	Turnover margin/game.....	-1.50
34-40.4.....	Punts-Net Avg.....	41-38.9
34/90 (38%).....	Third Down Conversion.....	25/87 (29%)
10/12 (83%).....	Fourth Down Conversion.....	2/11 (18%)
30:52.....	Average time of possession.....	22:56
19-135.....	Sacks-Yards	8-47

NATIONAL POLLS

**ASSOCIATED PRESS POLL
(10/11/2015)**

Pl.	Team (First-place votes)	Record	Pts.	+/-
1	Ohio State (27)	6-0	1411	—
2	Baylor (13)	5-0	1390	+1
3	TCU (3)	6-0	1354	-1
4	Utah (16)	5-0	1350	+1
5	Clemson (1)	5-0	1260	+1
6	LSU	5-0	1231	+1
7	Michigan State	6-0	1139	-3
8	Florida	6-0	1075	+3
9	Texas A&M (1)	5-0	1046	—
10	Alabama	5-1	1034	-2
11	Florida State	5-0	937	+1
12	Michigan	5-1	894	+6
13	Ole Miss	5-1	803	+1
14	Notre Dame	5-1	766	+1
15	Stanford	4-1	662	+1
16	Oklahoma State	6-0	614	+5
17	Iowa	6-0	520	+5
18	UCLA	4-1	487	+2
19	Oklahoma	4-1	342	-9
20	Northwestern	5-1	317	-7
21	Boise State	5-1	260	+4
22	Toledo	5-0	237	+2
23	California	5-1	204	—
24	Houston	5-0	121	—
25	Duke	5-1	114	—

Dropped from rankings: USC 17, Georgia 19
Others receiving votes: Temple 96, Memphis 59, Arizona State 27, Mississippi State 19, Georgia 16, Texas Tech 10, BYU 8, Western Kentucky 5, USC 5, Kentucky 4, Penn State 4, Navy 3, North Carolina 1

**AMWAY/USA TODAY POLL
(10/11/2015)**

Pl.	Team (First-place votes)	Record	Pts.	LW
1	Ohio State (47)	6-0	1547	—
2	Baylor (8)	5-0	1463	2
3	TCU (5)	6-0	1441	1
4	Michigan State (1)	6-0	1358	1
5	LSU (1)	5-0	1288	—
6	Clemson	5-0	1245	—
7	Utah (1)	5-0	1239	—
8	Florida State	5-0	1080	—
9	Alabama	5-1	1052	1
10	Texas A&M	5-0	1028	1
11	Florida	6-0	1001	1
12	Ole Miss	5-1	837	1
13	Notre Dame	5-1	786	2
14	Michigan	5-1	760	7
15	Oklahoma State	6-0	689	4
16	Stanford	4-1	677	2
17	Iowa	6-0	525	6
18	UCLA	4-1	466	2
19	Oklahoma	4-1	432	10
20	Boise State	5-1	321	4
21	Northwestern	5-1	242	7
22	Memphis	5-0	185	3
23	California	5-1	174	1
24	Duke	5-1	154	—
25	Toledo	5-0	149	—

Dropped from rankings: Georgia 16, USC 17
Others receiving votes: Houston 75, Temple 71, Georgia 61, Arizona State 33, Mississippi State 21, Wisconsin 20, Kentucky 13, Kansas State 11, Penn State 6, USC 4, Texas 4, Texas Tech 4, West Virginia 3, North Carolina 3, Washington 2, Navy 2, Tennessee 1, Illinois 1, Arizona 1

by NFL.com as the fifth-smartest football player in the FBS. He earned his degree in biology in three years, and despite his eventual goal of being a surgeon, Adcock was accepted into UNM's law school.

He is one of nine FBS players in 2015 that will be juniors in eligibility but holding a Bachelor's degree. Here is the complete list of those nine.

- Auburn-Alex Kozan, OL, Finance
- Auburn-Shon Coleman, OL, Public Administration
- New Mexico-Garrett Adcock, OL, Biology
- Old Dominion-Tyler Compton, OL, Mathematics
- Old Dominion-Colin McElroy, QB, Economics
- Pittsburgh-Nate Peterman, QB, Communications
- Purdue-J.J. Prince, OL, Economics
- Virginia-Connor Brewer, QB, Communications
- Virginia-Albert Reid, TB, Criminology/Criminal Justice

Adcock is the only one of those nine in law school. To make the story even better (and slightly more unbelievable), Adcock has spent part of his summers with his family in Africa building hospitals and schools.

FLASH STAT

15/16

UNM's opponents have hit 15 of its last 16 field goal attempts. In 2015, UNM's opponents are a perfect 9-for-9. Of the six made kicks, the longest is just 41 yards, and six have been from between 29 yards or in.

DonTrell is Safe...the Others Not So Much

Jhurrell Pressley remained in a tie for fifth at UNM in rushing touchdowns for a career. Teriyon Gipson is now getting within range of the top-10, as he is three away from officially being at least tied for 10th. Here is the top nine in rushing touchdowns in UNM history and where Gipson is sitting as well.

CAREER RUSHING TOUCHDOWNS

	TDs	Player	Years
1.	51	DonTrell Moore	2002-04
2.	34	Rodney Ferguson	2004-08
3.	31	Stoney Case	1991-94
4.	29	Willie Turrall	1982-85
5.	27	Jhurrell Pressley	2012-pres.
	27	Mike Williams	1975-78
7.	26	Kasey Carrier	2009-13
8.	23	Fred Henry	1970-72
9.	21	Rocky Long	1969-71
---	17	Teriyon Gipson	2013-pres.

The Man of Steel Hits the Top Ten

Jhurrell Pressley started the season at No. 19 with 1,818 yards, needing just 272 yards to catapult himself into 10th place all-time. He picked up another 13 yards on Saturday, keeping him ninth on the career list. Pressley now has 2,178 yards and he is one of 15 Lobos with 2,000 career rushing yards. He has an outside shot of being one of six with 3,000 yards. Here is what is currently ahead of him on the list:

7.	2,520	Willie Turrall	1982-85
8.	2,364	Mike Carter	1978-82
9.	2,178	Jhurrell Pressley	2012-pres.
10.	2,131	Lennox Gordon	1995-98

The Man of Steel is a fitting nickname for Jhurrell. When Jhurrell's mom was in the hospital getting ready to give birth, she hadn't decided on a name. The old television series Superman came on (the George Reeves version) and the epiphany hit. Jor El is the name of Superman's father, and Kal El is the birth name of Superman. A few hours later, the world welcomed Jhurrell Kyle Pressley into the world, and he has been Super on the football field.

Still Perfect

Jason Sanders and Zack Rogers has gone a perfect 24-for-24 on extra points so far this season with Sanders hitting the first 22 and Rogers the last two. Sanders opened his place-kicking career by going 9-for-9 against Mississippi Valley State on extra points. The nine extra points were tied for the second-most in a single game in UNM history, behind Eddie Beach, who went 10-for-10 on extra points in the very first game played inside University Stadium, against the University of Mexico in 1960. Sanders' nine extra points did set a record ... it was the most extra points ever made by a sophomore in the Mountain West.

Breaking 5,000

The Lobos in 2013 totaled 5,062 yards of offense, marking the sixth time in school history that a team broke the 5,000-yard mark. UNM with it's high flying pistol triple-option offense is always a danger to hit the 5,000-yard mark. Here are all six seasons of 5,000 yards for New Mexico football:

1994	5,664 yards
1986	5,269 yards
2003	5,207 yards
1985	5,165 yards
1971	5,148 yards
2013	5,062 yards

SPECIAL TEAMS TACKLES (2015)

Player	Total	KO	Punt
John Russo	2	1	1
David Anaya	1	1	0
Donnie Duncan	1	1	0
Maurice Daniels	1	1	0
Daniel Henry	1	1	0
Diquon Woodhouse	1	1	0
Michael Walsh	1	1	0
Jason Sanders	1	1	0
Tayo Adewon	1	1	0
Travis Green	1	1	0
Reece White	1	0	1
Bijon Parker	1	0	1
Totals	13	10	3

CAREER STARTS

OFFENSE

QB s	'11	'12	'13	'14	'15	Total
13 L. Jordan				4	6	10
RB s	'11	'12	'13	'14	'15	Total

7 Gipson			3	9	3	15
6 Pressley		3	0	5	5	13
25 Anaya		2	0	3	0	5
4 R. Jordan				1	0	1
3 McQuarley					1	1

TE s	'11	'12	'13	'14	'15	Total
80 R. White		0	3	11	5	19
8 Gautsche		%4	%5	%6	0	15
48 Edling			0	3	0	3
88 Lehman				1	0	1

WR s	'11	'12	'13	'14	'15	Total
81 Bundy		1	12	0	5	18
24 Wiggins		0	6	1	5	12
2 Gamblin			4	1	4	9
82 Hart-Johnson				1	1	2
5 Reed					1	1
11 R. Jones			0	1	0	1

OL	'11	'12	'13	'14	'15	Total
62 Adcock		8		10	1	19
75 Henderson				12	6	18
51 Mahina				12	6	18
55 Jenkins			0	6	6	12
79 Oldenkamp		0	0	0	5	5
76 Romine		0	0	0	3	3
50 Lewis					1	1
66 Fonua				1	1	2

DEFENSE	'11	'12	'13	'14	'15	Total
91 D'Avanzo			1	10	4	15
92 Udeh			0	6	5	11
95 Hughes				1	6	7
59 Lee				0	1	1
98 Okonkwo				0	1	1
55 Timmons					1	1

LB s	'11	'12	'13	'14	'15	Total
49 Cox			9	9	6	24
2 Carson				9	6	15
54 D. White			0	8	6	14
20 Langford					6	6

DB s	'11	'12	'13	'14	'15	Total
3 C. Jones		4	12	8	6	30
22 Byrd				8	2	10
12 Santos			1	1	6	8
4 Brown			0	3	2	5
14 Henry		0	0	0	5	5
21 D. Duncan	*1		0	0	2	3
5 Crosby					5	5
28 Rothschilder					1	1
19 Martin					1	1

*started as wide receiver %started as a quarterback						
---	--	--	--	--	--	--

Total Tackles per Game	Pl.	Player, Team	Avg
1		Tyler Matakevich , Temple	9.95
2		Dakota Cox , New Mexico	9.48
3		Quin Blanding, Virginia	9.35
4		Christian Tago, San Jose State	9.07
5		Jeremy Timpf, Army	8.89

The Difference Between Winning & Losing		
1	Tyler Matakevich , Temple	9.95
2	Dakota Cox , New Mexico	9.48
3	Quin Blanding, Virginia	9.35
4	Christian Tago, San Jose State	9.07
5	Jeremy Timpf, Army	8.89

LOBOS IN THE PROS

Byron Bell Tennessee Titans Offensive Tackle
Bell was an undrafted free agent and is his fifth season in the NFL and first with Tennessee after four with the Panthers. He has started 58 games in his NFL career, playing in 64 of 66 games.

Glover Quin Detroit Lions Safety
Quin is in his sixth season in the NFL, and second with Detroit. Glover was a 4th round draft choice, and the 112th overall pick by the Houston Texans in 2009. He has played in 100 out of a possible 101 games in his career with 476 total tackles, 3.0 sacks, four forced fumbles, four fumble recoveries, 17 interceptions and 70 passes defended.

SaQwan Edwards Oakland Raiders Cornerback
Edwards is in his first season with the Raiders after signing a free agent contact with Oakland. He made the original 53-man roster but was released and then immediately signed to the practice squad.

Dillon Farrell Carolina Panthers Offensive Tackle
Farrell is in his second season in the NFL as an undrafted free agent. He spent 2014 with San Francisco, playing in eight games. He was signed to Carolina's practice squad after week two.

The Lobos are currently averaging 387.3 yards per games, which over a 12-game season would be 4,648 yards.

It's Homecoming

The Lobos are hosting their annual Homecoming weekend with all the pomp, circumstance and festivities. The Lobos all-time on Homecoming are 42-45-3 (.483). UNM is 1-2 on Homecoming under Bob Davie. UNM has actually played Hawai'i on Homecoming three times, going 1-2. The last meeting was a 41-14 on October 2, 1993. The only other October 17 Homecoming game was a 24-17 win over New Mexico State in 1970.

Welcome Back

Dakota Cox, who led the Lobos in tackles in each of the past two seasons, is back after tearing his ACL against Boise State on November 8, 2014.

Last year Cox finished sixth nationally with 77 assisted tackles, and tied for 37th overall with 116 total tackles. His 12.9 tackles per game was just a shade better than Texas State's David Mayo, who averaged 12.83 per game. His 12.4 tackles in conference games ranked fifth nationally, and his 13.5 in non-conference games is second nationally.

Cox has 256 tackles in his career. He is just 34 away from moving into the top 20 at UNM, as Dallas Bollema, Cox's former teammate, is sitting in 20th with 290 tackles. Here are the top 20 tackles for a career at UNM.

CAREER TACKLES

	No.	Player	Years
1.	483	Johnny Jackson (LB)	1981-84
2.	474	Blake Irwin (LB)	1994-97
3.	454	Carmen Messina (LB)	2008-11
4.	442	Brian Urlacher (LB/FS)	1996-99
5.	406	Robin Cole (DE)	1973-76
6.	394	Dave Thompson (LB)	1974-76
7.	389	Jimmie Carter (DE)	1980-83
8.	371	Houston Ross (LB)	1969-71
9.	362	Mike Forrest (LB)	1976-79
10.	353	Charlie Baker (DE)	1976-79
11.	342	Daniel Johnson (LB)	1993-96
12.	335	Ray Hornfeck (S)	1981-84
13.	328	Herm Fredenburg (LB)	1969-71
14.	319	Randy Rich (S)	1972-75
15.	317	Nick Speegle (LB)	2001-04
16.	316	Scott McGarrahan (S)	1994-97
	316	Billy Austin (S)	1994-97
18.	302	John Bell (DT)	1987-90
19.	301	Robert Rumbaugh (DT)	1974-76
20.	290	Dallas Bollema (LB)	2010-13
--	256	Dakota Cox (LB)	2012-present

The four tackles lowered his career average per game up to 9.48 per game.

STAT OF THE WEEK

14

The number of UNM players with a rushing play this season. That total includes one offensive lineman, Reno Henderson, who recovered a fumble in the end zone for a touchdown, the first touchdown by an offensive lineman in over 40 yards for UNM.

RECORDS WATCH

CAREER RUSHING YARDS

	Yds.	Player	Years
1.	4,973	DonTrell Moore	2002-05
2.	3,862	Mike Williams	1975-78
3.	3,564	Rodney Ferguson	2004-08
4.	3,332	Winslow Oliver	1992-95
5.	3,233	Kasey Carrier	2009-13
6.	2,935	Fred Henry	1970-72
7.	2,520	Willie Turrall	1982-85
8.	2,364	Mike Carter	1978-82
9.	2,178	Jhurell Pressley	2012-pres.
10.	2,131	Lennox Gordon	1995-98
11.	2,090	Jarrold Baxter	1998-01
12.	2,071	Rocky Long	1969-71
13.	2,030	Jimmy Sayers	1977-80
14.	2,001	Don Perkins	1957-59
15.	1,971	Dave Bookert	1967-69
16.	1,937	Bobby Santiago	1960-62
17.	1,860	Cole Gautsche	2012-pres.
18.	1,840	Rich Diller	1971-73
19.	1,833	Holmon Wiggins	1998-01
20.	1,667	David Osborn	1979-82
21.	1,663	Michael Johnson	1980-83
22.	1,603	Crusoe Gongbay	2011-14
23.	1,531	Sam Scarber	1968-70
24.	1,471	Rudy Krall	1946-48
25.	1,466	Nate McCall	1970-71

LOBO WALK-ONS

Here are the Lobo Walk-ons by position that are on the active roster:

QB (1)	Derek Martinez, Albuquerque, N.M. (Cibola HS)
RB (2)	Wendell Carter, Winslow, Ariz. (Winslow HS) Javohn Jones, Albuquerque, N.M. (La Cueva HS)
WR (4)	Marcus Lopez, Santa Rosa, N.M. (Santa Rosa HS) Thomas Viera, Albuquerque, N.M. (La Cueva HS) James McNeely, Albuquerque, N.M. (Valley HS) Jacob Willcox, Grants, N.M. (Grants HS)
TE (2)	David Georges, Albuquerque, N.M. (Valley HS) Aaron Overacker, Albuquerque, N.M. (La Cueva HS)
OL (2)	Jack Lamm, Albuquerque, N.M. (Sandia HS) Luis Torres, Rio Rancho, N.M. (Rio Rancho HS)
P (1)	Sam Gentry, Albuquerque, N.M. (Eldorado HS)
DB (4)	Tayo Adewon, Frisco, Texas (Trinity Valley CC/Liberty HS) Jake Rothschilder, Westlake Village, Calif. (Westlake HS) Kenneth Maxwell, Center Hill, Fla. (Prairie View A&M/South Sumter HS) Derek Salas, Silver City, N.M. (Silver HS)
LB (4)	Kenya Donaldson, Collierville, Tenn. (Collierville HS) Geoff Smelser, Las Cruces, N.M. (Oñate HS) Elliot Hersman, Los Alamos, N.M. (Los Alamos HS) Micah McVane, Westlake Valley, Calif. (Westlake HS)
DL (1)	Christopher Smalls, Barstow, Calif. (Oklahoma Panhandle St./Barstow HS)

37 Out of 43 > 0 Out of 24

In the 2010 and 2011 seasons, the Lobos had as many 100-yard rushers as the fan-base did ... zero. However, enter Bob Davie, Bob DeBesse and the pistol triple option and that two-year rushing skein is a long distant memory. The Lobos in the last four seasons over the span of 43 games have had 37 100-yard rushers.

The Lobos had 10 100-yard games in 2012, 11 in 2013 and 11 in 2014. The Lobos this season had five, having Daryl Chestnut hit the century mark against Mississippi Valley State and then Lamar Jordan and Jhurell Pressley did it against Wyoming. Jordan and Teriyon Gipson did it against New Mexico State.

I Mean Our Older Fan Base Can Do Without the Cardiac Comebacks, But Still...

The Lobos were truly cardiac kids last year, as in all four of UNM's wins, they had to come from behind in the second half.

Opponent	Last Time Trailing	Final Go-Ahead Score	Time Left
at NMSU	trailed 35-31 with 4:41 in 4th	Reece White 5 pass from Lamar Jordan (Zack Rogers kick)	0:27 in 4th
at UTSA	trailed 9-7 with 9:20 in 3rd	Lamar Jordan 9 run (Zack Rogers kick)	1:57 in 3rd
at UNLV	trailed 28-24 with 8:48 in 4th	Teriyon Gipson 3 run (Zack Rogers kick)	1:22 in 4th
Wyoming	trailed 30-28 with 2:08 in 3rd	Carlos Wiggins 97 kickoff return (Jhurell Pressley run)	1:53 in 3rd

Lobos Take Care of the Ball...Again

For the season the Lobos have committed just seven giveaways, four interceptions and three fumbles lost. Not turning the ball over has been a hallmark of the Bob Davie era, amazing for an option team. All three of Bob Davie's seasons at the helm of the Lobos rank in the top five in fewest giveaways. If you double UNM's seven giveaways through six games, it would be 14, the second fewest in a season, tying twice with other Bob Davie teams.

FEWEST TURNOVERS IN A SEASON

No.	Year
12 (5 Fumb., 7 INT)	1996
14 (9 Fumb., 5 INT)	2013
14 (10 Fumb., 4 INT)	2012
17 (8 Fumb., 9 INT)	1993
18 (12 Fumb, 6 INT)	2014
18 (8 Fumb., 10 INT)	1995
18 (5 Fumb., 13 INT)	1999

Future Schedules Feature Some Big Names

On August 13, The University of New Mexico announced that the Lobos would face off with the Notre Dame Fightin' Irish in South Bend in 2019. That game is the latest to be added to the future schedules, which have at least one big-name opponent in each year for the next few seasons. Here are UNM's future schedules.

2016

Sept. 3	Sam Houston State
Sept. 10	@New Mexico State
Sept. 17	@Rutgers
Oct. 22	Louisiana-Monroe
MW Home:	Boise State, Nevada, San Jose State, Wyoming
MW Away:	Air Force, Colorado State, Hawai'i, Utah State

2017

Sept. 2	Abilene Christian
Sept. 9	New Mexico State
Sept. 23	@Tulsa
Nov. 11	@Texas A&M

The New Mexico Man

For the fourth straight year Lobo coach Bob Davie will continue to designate a walk-on player as the "New Mexico Man" each week during the season. The designated player will lead the team onto the field with the New Mexico state flag before home games as well as in Las Cruces at the Rio Grande Rivalry game between the Lobos and New Mexico State. The player runs with the flag across the field to the north end zone, where he waves it for the home crowd.

Coach Davie and his staff will select the weekly player, based on dedication, work ethic, team spirit and unselfishness that exemplifies Lobo football and the state of New Mexico. "Walk-ons are critical to our success here at UNM," Davie said at the implementation of the program. "I have tremendous respect for all of them and want to have a way to recognize their importance and contributions to the program."

Jack Lamm, a junior offensive lineman from Albuquerque, is this week's New Mexico Man. It's his second time being so honored, as he was the New Mexico Man for the final game of the 2013 season. The following is the complete list of New Mexico Men for the program since its inception in 2012.

2012 New Mexico Men

Sept. 1	Jeric Magnant (Rio Rancho)	Southern
Sept. 22 & 29	David Anaya (Roswell)	at New Mexico State & Boise State
Oct. 6	Reece White (Rio Rancho)	Texas State
Oct. 27	Tim Foley (Rio Rancho)	Fresno State
Nov. 10	Greg Rivara (Albuquerque)	Wyoming
Nov. 17	Matt Raymer (Albuquerque)	Nevada

100-YARD RUSHING GAMES UNDER DAVIE

<u>By Date</u>				
Pl.	Total	Player	Opponent	Date
1.	103	Demarcus Rogers	Southern	9/1/2012
2.	129	Kasey Carrier	at New Mexico State	9/22/2012
3.	191	Kasey Carrier	Texas State	10/6/2012
4.	161	Kasey Carrier	at Hawai'i	10/13/2012
5.	104	Cole Gautsche	at Hawai'i	10/13/2012
6.	338	Kasey Carrier	at Air Force	10/20/2012
7.	136	Kasey Carrier	Fresno State	10/27/2012
8.	149	Cole Gautsche	at Wyoming	11/10/2012
9.	109	Kasey Carrier	at Wyoming	11/10/2012
10.	145	Kasey Carrier	Nevada	11/17/2012
11.	118	Cole Gautsche	UTSA	8/31/2013
12.	291	Kasey Carrier	at UTEP	9/7/2013
13.	191	Kasey Carrier	UNLV	9/28/2013
14.	119	Carlos Wiggins	UNLV	9/28/2013
15.	108	Cole Gautsche	UNLV	9/28/2013
16.	127	Cole Gautsche	New Mexico State	10/5/2013
17.	126	Kasey Carrier	New Mexico State	10/5/2013
18.	113	Cole Gautsche	at Wyoming	10/12/2013
19.	104	Kasey Carrier	at Wyoming	10/12/2013
20.	179	Kasey Carrier	Air Force	11/8/2013
21.	140	Cole Gautsche	Air Force	11/8/2013
22.	184	Cole Gautsche	UTEP	8/30/2014
23.	139	Crusoe Gongbay	at New Mexico State	9/20/2014
24.	163	Crusoe Gongbay	Fresno State	9/26/2014
25.	106	Lamar Jordan	at UTSA	10/4/2014
26.	102	Jhurell Pressley	at UTSA	10/4/2014
27.	148	Jhurell Pressley	at Air Force	10/18/2014
28.	138	Jhurell Pressley	at UNLV	11/1/2014
29.	154	Jhurell Pressley	vs. Boise State	11/8/2014
30.	205	Teriyon Gipson	vs. Boise State	11/8/2014
31.	109	Jhurell Pressley	at Colorado State	11/22/2014
32.	101	Jhurell Pressley	Wyoming	11/29/2014
33.	108	Daryl Chestnut	Mississippi Valley St.	9/5/2015
34.	147	Lamar Jordan	at Wyoming	9/26/2015
35.	103	Jhurell Pressley	at Wyoming	9/26/2015
36.	157	Lamar Jordan	New Mexico State	10/3/2015
37.	142	Teriyon Gipson	New Mexico State	10/3/2015

<u>By Yardage</u>				
Pl.	Total	Player	Opponent	Date
1.	338	Kasey Carrier	at Air Force	10/20/2012
2.	291	Kasey Carrier	at UTEP	9/7/2013
3.	205	Teriyon Gipson	vs. Boise State	11/8/2014
4.	191	Kasey Carrier	UNLV	9/28/2013
	191	Kasey Carrier	Texas State	10/6/2012
6.	184	Cole Gautsche	UTEP	8/30/2014
7.	179	Kasey Carrier	Air Force	11/8/2013
8.	163	Crusoe Gongbay	Fresno State	9/26/2014
9.	161	Kasey Carrier	at Hawai'i	10/13/2012
10.	157	Lamar Jordan	New Mexico State	10/3/2015
11.	154	Jhurell Pressley	vs. Boise State	11/8/2014
12.	149	Cole Gautsche	at Wyoming	11/10/2012
13.	148	Jhurell Pressley	at Air Force	10/18/2014
14.	147	Lamar Jordan	at Wyoming	9/26/2015
15.	145	Kasey Carrier	Nevada	11/17/2012
16.	142	Teriyon Gipson	New Mexico State	10/3/2015
17.	140	Cole Gautsche	Air Force	11/8/2013
18.	139	Crusoe Gongbay	at New Mexico State	9/20/2014
19.	138	Jhurell Pressley	at UNLV	11/1/2014
20.	136	Kasey Carrier	Fresno State	10/27/2012
21.	129	Kasey Carrier	at New Mexico State	9/22/2012
22.	127	Cole Gautsche	New Mexico State	10/5/2013
23.	126	Kasey Carrier	New Mexico State	10/5/2013
24.	119	Carlos Wiggins	UNLV	9/28/2013
25.	118	Cole Gautsche	UTSA	8/31/2013
26.	113	Cole Gautsche	at Wyoming	10/12/2013
27.	109	Kasey Carrier	at Wyoming	11/10/2012
	109	Jhurell Pressley	at Colorado State	11/22/2014
29.	108	Daryl Chestnut	Mississippi Valley St.	9/5/2015
	108	Cole Gautsche	UNLV	9/28/2013
31.	106	Lamar Jordan	at UTSA	10/4/2014
32.	104	Cole Gautsche	at Hawai'i	10/13/2012
	104	Kasey Carrier	at Wyoming	10/12/2013
34.	103	Jhurell Pressley	at Wyoming	9/26/2015
	103	Demarcus Rogers	Southern	9/1/2012
36.	102	Jhurell Pressley	at UTSA	10/4/2014
37.	101	Jhurell Pressley	Wyoming	11/29/2014

2013 New Mexico Men

Aug. 31	Reece White (Rio Rancho)	UTSA
Sept. 28	Randy Williams (Albuquerque)	UNLV
Oct. 5	David Anaya (Roswell)	New Mexico State
Oct. 19	Steven Romero (Albuquerque)	Utah State
Nov. 8	Tim Foley (Rio Rancho)	Air Force
Nov. 16	Jack Lamm (Albuquerque)	Colorado State

2014 New Mexico Men

Aug. 30	Greg Wortman (Los Lunas)	UTEP
Sept. 6	Randy Williams (Albuquerque)	Arizona State
Sept. 20	David Anaya (Roswell)	at New Mexico State
Sept. 26	Geoff Smelser (Las Cruces)	Fresno State
Oct. 10	Zack Rogers (Rio Rancho)	San Diego State
Nov. 8	John Russo (Albuquerque)	Boise State
Nov. 29	Marcus Lopez (Santa Rosa)	Wyoming

2015 New Mexico Men

Sept. 5	David Georges (Albuquerque)	Mississippi Valley State
Sept. 12	Sam Gentry (Albuquerque)	Tulsa
Oct. 3	David Anaya (Roswell)	New Mexico State
Oct. 17	Jack Lamm (Albuquerque)	Hawai'i
Nov. 7		Utah State
Nov. 21		Colorado State
Nov. 28		Air Force

Of the 12 different players who have been honored as a weekly New Mexico Man, seven (Jeric Magnant, David Anaya, Reece White, Steven Romero, Zack Rogers, Randy Williams and John Russo) have eventually been awarded scholarships by head coach Bob Davie.

On This Date

The game on October 17 will be 12th for the Lobos on that particular date, going 5-6 overall. If you believe in patterns however, you must be a Lobo fan. New Mexico has alternated wins and losses on October 17th for 56 years. UNM started win a win and has alternated ever since. UNM is coming off a loss on October 17, in overtime to San Diego State in 1998. This is the first game on this date in 17 years. Here are all the games played on October 17.

Date	Opponent	Result	Site
10/17/1998	San Diego State	L 33-36 (OT)	Albuquerque, N.M.
10/17/1992	Utah	W 24-7	Albuquerque, N.M.
10/17/1981	at Hawai'i	L 13-23	Honolulu, Hi.
10/17/1970	New Mexico State	W 24-17	Albuquerque, N.M.
10/17/1964	Utah State	L 3-14	Albuquerque, N.M.
10/17/1959	at Arizona	W 28-7	Tucson, Ariz.
10/17/1953	San Diego State	W 41-12	Albuquerque, N.M.
10/17/1942	at Colorado	L 0-12	Boulder, Colo.
10/17/1936	at UTEP	L 7-12	El Paso, Texas
10/17/1931	at New Mexico Military	W 25-0	Roswell, N.M.
10/17/1925	at West Texas State	L 7-9	Canyon, Texas

On October 17 in history, Taipei 101 put its pinnacle in place to push it past the Petronas Towers as the world's largest highrise (2003), Mother Teresa was awarded the Nobel Peace Prize (1979), the 1964-65 World's Fair closed after two years and 51 million visitors (1965), Bobby Fischer defeated Donald Byrne in the "Game of the Century" in chess (1956), Al Capone was convicted of tax evasion charges (1931), Thomas Edison filed his patent for "an optical phonograph", what we would call a movie projector (1888), the British Open (called the Open Championship) debuted (1860), eight people died in the London Beer Flood (which is exactly what it sounds like - 1814), and France's King Louis XIII is crowned (1610)

Famous people born on October 17 include cosmetologist to the Northwest Jessi Drexler (1987), actor Max Irons (The White Queen, 1985), actress Felicity Jones (Birdeshead Revisited, 1983), baseball player John Rocker (Atlanta Braves, 1974), baseball player Joe McEwing (New York Mets among others, 1972), rapper Marshall Mathers, better known as Eminem (1972), Chris Kirkpatrick of N'Sync (1971), guitarist Blues Saraceno (Poison, 1970), rapper Wyclef Jean (The Fugees, 1969), singer Ziggy Marley (1968), basketball player Danny Ferry (1966), former SNL star Norm McDonald (1963), animator Mike Judge (Beavis & Buttthead/King of the Hill, 1962), TV critic Richard Roeper (1959), country star Alan Jackson (1958), former tennis player Vince Van Patten (1957), actor George Wendt (Norm on Cheers, 1948), actress Margot Kidder (Lois Lane in Superman, 1948), basketball announcer Steve "Snapper" Jones (1942), daredevil Evel Knievel (1938), former San Diego Chargers Head Coach Don Coryell (1924), actor Tom Poston (Newhart, 1920), former Buffalo Bills owner Ralph Wilson (1918), playwright and Marilyn Monroe's husband Arthur Miller (1915) and Pope John Paul I (1912),

Sadly, on this day the world lost former talk show host Joey Bishop (2007), singer Tennessee Ernie Ford (1991), former NHL coach Turk Broda (1972), J. Bruce Ismay, who famously snuck onto a lifeboat during the sinking of the Titanic and was branded a coward for the rest of his life (1937) and musician Frederic Chopin (1849).

SEPT. 5 VS. MUSU

Helmet Shell	
Logo Stripe	
Jersey Color	
Font	
Pants	


SEPT. 12 VS. TULSA

Helmet Shell	
Logo Stripe	
Jersey Color	
Font	
Pants	

SEPT. 18 AT ARIZONA ST.

Helmet Shell	
Logo Stripe	
Jersey Color	
Font	
Pants	




SEPT. 26 AT WYOMING

Helmet Shell	
Logo Stripe	
Jersey Color	
Font	
Pants	




OCT. 3 VS. NEW MEXICO ST.

Helmet Shell	
Logo Stripe	
Jersey Color	
Font	
Pants	




OCT. 10 AT NEVADA

Helmet Shell	
Logo Stripe	
Jersey Color	
Font	
Pants	




OCT. 17 VS. HAWAI'I

Helmet Shell	
Logo Stripe	
Jersey Color	
Font	
Pants	




OCT. 24 AT SAN JOSE ST.

Helmet Shell	
Logo Stripe	
Jersey Color	
Font	
Pants	




NOV. 7 VS. UTAH STATE

Helmet Shell	
Logo Stripe	
Jersey Color	
Font	
Pants	

NOV. 14 AT BOISE STATE

Helmet Shell	
Logo Stripe	
Jersey Color	
Font	
Pants	

NOV. 21 VS. COLORADO ST.

Helmet Shell	
Logo Stripe	
Jersey Color	
Font	
Pants	

NOV. 28 VS. AIR FORCE

Helmet Shell	
Logo Stripe	
Jersey Color	
Font	
Pants	

QB - #10 Austin Apodoca

2015										
Date	Opponent	C-A-I	Yds	TD	LG	Rush	Yds	TD	LG	
Sept 5	MVSU	5-12-0	69	0	21	0	0	0	0	0
Sept 12	Tulsa	3-7-0	25	0	10	2	-9	0	0	0
Sept 18	at ASU	8-18-1	89	0	36	3	-2	0	5	
Sept 26	at WYO	0-0-0	0	0	0	0	0	0	0	0
Oct 3	NMSU					Did Not Play				
Oct 10	at UNR	10-12-1	82	0	13	1	4	0	4	
Oct 17	HAW									
Oct 24	at SJSU									
Nov 7	USU									
Nov 14	at BSU									
Nov 21	CSU									
Nov 28	AFA									
TOTAL/CAREER		26-49-2	265	0	36	6	-7	0	5	

QB - #13 Lamar Jordan

2014										
Date	Opponent	C-A-I	Yds	TD	LG	Rush	Yds	TD	LG	
Aug 30	UTEP					Did Not Play				
Sept 6	ASU	7-11-0	130	1	44	12	32	0	14	
Sept 20	at NMSU	3-3-0	16	1	10	9	34	0	13	
Sept 26	FS	4-7-0	97	1	36	8	35	1	26	
Oct 4	at UTSA	7-11-0	72	0	41	9	106	1	61	
Oct 10	SDSU	8-18-1	97	1	45	6	52	0	27	
Oct 18	at AFA	2-3-0	6	0	12	3	10	0	6	
Nov 1	at UNLV	2-7-0	5	0	5	15	60	0	16	
Nov 8	BSU	9-16-0	122	0	27	12	53	0	15	
Nov 15	at USU	8-18-1	154	1	59	23	80	0	11	
Nov 22	at CSU	3-11-2	55	0	41	14	74	1	23	
Nov 29	WYO	6-7-1	141	1	75	9	76	0	53	
TOTAL		59-112-5	895	6	75	120	612	3	61	

2015

Date	Opponent	C-A-I	Yds	TD	LG	Rush	Yds	TD	LG	
Sept 5	MVSU	7-7-0	103	0	26	5	62	1	28	
Sept 12	Tulsa	8-14-1	141	1	62	9	35	0	15	
Sept 18	at ASU	4-11-0	22	0	13	6	3	0	5	
Sept 26	at WYO	5-8-0	107	1	64	15	147	1	56	
Oct 3	NMSU	5-17-1	45	0	12	16	157	1	70	
Oct 10	at UNR	9-12-0	56	0	12	8	22	0	15	
Oct 17	HAW									
Oct 24	at SJSU									
Nov 7	USU									
Nov 14	at BSU									
Nov 21	CSU									
Nov 28	AFA									
TOTAL		38-69-2	474	2	62	59	426	2	56	
CAREER		97-181-7	1369	8	75	179	1038	5	61	

QB - #14 Caleb Kimbro

2015										
Date	Opponent	C-A-I	Yds	TD	LG	Rush	Yds	TD	LG	
Sept 5	MVSU	0-0-0	0	0	0	0	0	0	0	0
Sept 12	Tulsa					Did Not Play				
Sept 18	at ASU					Did Not Play				
Sept 26	at WYO					Did Not Play				
Oct 3	NMSU					Did Not Play				
Oct 10	at UNR					Did Not Play				
Oct 17	HAW									
Oct 24	at SJSU									
Nov 7	USU									
Nov 14	at BSU									
Nov 21	CSU									
Nov 28	AFA									
TOTAL/CAREER		0-0-0	0	0	0	0	0	0	0	0

QB - #17 JaJuan Lawson

2015										
Date	Opponent	C-A-I	Yds	TD	LG	Rush	Yds	TD	LG	
Sept 5	MVSU					Did Not Play				
Sept 12	Tulsa					Did Not Play				
Sept 18	at ASU					Did Not Play				
Sept 26	at WYO					Did Not Play				
Oct 3	NMSU					Did Not Play				
Oct 10	at UNR					Did Not Play				
Oct 17	HAW									
Oct 24	at SJSU									
Nov 7	USU									
Nov 14	at BSU									
Nov 21	CSU									
Nov 28	AFA									
TOTAL/CAREER		0-0-0	0	0	0	0	0	0	0	0

RB - #3 Richard McQuarley

2015										
Date	Opponent	Rush	Yds	TD	LG	Rec	Yds	TD	LG	
Sept 5	MVSU	11	53	0	7	0	0	0	0	0
Sept 12	Tulsa	1	2	0	2	0	0	0	0	0
Sept 18	at ASU	3	3	0	2	0	0	0	0	0
Sept 26	at WYO	5	55	2	43	0	0	0	0	0
Oct 3	NMSU	4	14	1	6	0	0	0	0	0
Oct 10	at UNR	4	6	0	2	0	0	0	0	0
Oct 17	HAW									
Oct 24	at SJSU									
Nov 7	USU									
Nov 14	at BSU									
Nov 21	CSU									
Nov 28	AFA									
TOTAL/CAREER		28	133	3	43	0	0	0	0	0

RB - #4 Romell Jordan

2014										
Date	Opponent	Rush	Yds	TD	LG	Rec	Yds	TD	LG	
Aug 30	UTEP					Did Not Play				
Sept 6	ASU					Did Not Play				
Sept 20	at NMSU					Did Not Play				
Sept 26	FS	0	0	0	0	0	0	0	0	0
Oct 4	at UTSA	0	0	0	0	0	0	0	0	0
Oct 10	SDSU	0	0	0	0	0	0	0	0	0
Oct 18	at AFA	6	45	0	29	0	0	0	0	0
Nov 1	at UNLV	8	19	0	6	0	0	0	0	0
Nov 8	BSU	3	14	0	7	0	0	0	0	0
Nov 15	at USU	9	96	1	72	1	22	0	22	
Nov 22	at CSU	6	32	1	11	0	0	0	0	0
Nov 29	WYO	2	17	1	15	0	0	0	0	0
TOTAL		34	223	3	72	1	22	0	22	

2015

Date	Opponent	Rush	Yds	TD	LG	Rec	Yds	TD	LG	
Sept 5	MVSU	6	33	0	18	0	0	0	0	0
Sept 12	Tulsa					Did Not Play				
Sept 18	at ASU					Did Not Play				
Sept 26	at WYO					Did Not Play				
Oct 3	NMSU					Did Not Play				
Oct 10	at UNR	1	2	0	2	1	7	0	7	
Oct 17	HAW									
Oct 24	at SJSU									
Nov 7	USU									
Nov 14	at BSU									
Nov 21	CSU									
Nov 28	AFA									
TOTAL		7	35	0	18	1	7	0	7	
CAREER		41	258	3	72	2	29	0	22	

RB - #6 Jhurrel Pressley

2012										
Date	Opponent	Rush	Yds	TD	LG	Rec	Yds	TD	LG	
Sept 1	SOU	10	75	1	23	1	24	0	24	
Sept 8	at Texas	7	11	0	5	0	0	0	0	0
Sept 15	at TTU	5	7	0	3	1	4	0	4	
Sept 22	at NMSU	15	71	2	11	0	0	0	0	0
Sept 29	BSU	13	58	1	11	1	3	0	3	
Oct 6	TSU	20	78	1	14	0	0	0	0	0
Oct 13	at HAW	7	21	0	6	0	0	0	0	0
Oct 20	at AFA	4	14	0	9	0	0	0	0	0
Oct 27	FS	4	7	0	4	0	0	0	0	0
Nov 3	at UNLV	12	56	0	18	0	0	0	0	0
Nov 10	WYO	4	54	0	40	0	0	0	0	0
Nov 17	NEV	2	7	1	5	0	0	0	0	0
Nov 24	at CSU	1	3	0	3	1	55	1	55	
TOTAL		104	462	6	40	4	86	1	55	

2013

Date	Opponent	Rush	Yds	TD	LG	Rec	Yds	TD	LG	
Aug 31	UTSA	0	0	0	0	0	0	0	0	0
Sept 7	at UTEP	1	3	0	3	2	52	0	40	
Sept 14	at Pitt	5	7	0	7	1	-7	0	0	0
Sept 28	UNLV	0	0	0	0	1	10	0	10	

WR - #19 Matt Quarells

2015									
Date	Opponent	Rush	Yds	TD	LG	Rec	Yds	TD	LG
Sept 5	MVSU	0	0	0	0	1	17	0	17
Sept 12	Tulsa					Did Not Play			
Sept 18	at ASU					Did Not Play			
Sept 26	at WYO					Did Not Play			
Oct 3	NMSU					Did Not Play			
Oct 10	at UNR					Did Not Play			
Oct 17	HAW								
Oct 24	at SJSU								
Nov 7	USU								
Nov 14	at BSU								
Nov 21	CSU								
Nov 28	AFA								
TOTAL/CAREER		0	0	0	0	1	17	0	17

WR - #22 Chris Davis

2014									
Date	Opponent	Rush	Yds	TD	LG	Rec	Yds	TD	LG
Aug 30	UTEP	0	0	0	0	0	0	0	0
Sept 6	ASU	0	0	0	0	0	0	0	0
Sept 20	at NMSU	0	0	0	0	0	0	0	0
Sept 26	FS	0	0	0	0	0	0	0	0
Oct 4	at UTSA	0	0	0	0	0	0	0	0
Oct 10	SDSU	0	0	0	0	0	0	0	0
Oct 18	at AFA	0	0	0	0	0	0	0	0
Nov 1	at UNLV	0	0	0	0	0	0	0	0
Nov 8	BSU					Did Not Play			
Nov 15	at USU					Did Not Play			
Nov 22	at CSU	0	0	0	0	0	0	0	0
Nov 29	WYO	0	0	0	0	0	0	0	0
TOTAL		0	0	0	0	0	0	0	0

2015

Date	Opponent	Rush	Yds	TD	LG	Rec	Yds	TD	LG
Sept 5	MVSU	0	0	0	0	2	19	0	10
Sept 12	Tulsa					Did Not Play			
Sept 18	at ASU	0	0	0	0	1	12	0	12
Sept 26	at WYO	0	0	0	0	0	0	0	0
Oct 3	NMSU	0	0	0	0	0	0	0	0
Oct 10	at UNR	0	0	0	0	0	0	0	0
Oct 17	HAW								
Oct 24	at SJSU								
Nov 7	USU								
Nov 14	at BSU								
Nov 21	CSU								
Nov 28	AFA								
TOTAL		0	0	0	0	3	31	0	12
CAREER		0	0	0	0	3	31	0	12

WR - #24 Carlos Wiggins

2012									
Date	Opponent	Rush	Yds	TD	LG	Rec	Yds	TD	LG
Sept 1	SOU	2	11	1	7	0	0	0	0
Sept 8	at Texas	2	18	0	9	1	3	0	3
Sept 15	at TTU	2	-3	0	4	3	33	0	13
Sept 22	at NMSU	2	20	0	20	1	14	0	14
Sept 29	BSU	1	5	0	5	0	0	0	0
Oct 6	TSU	1	9	0	9	0	0	0	0
Oct 13	at HAW	1	10	0	10	0	0	0	0
Oct 20	at AFA	0	0	0	0	2	9	0	6
Oct 27	FS	0	0	0	0	0	0	0	0
Nov 3	at UNLV	4	34	1	18	0	0	0	0
Nov 10	WYO	2	31	0	25	0	0	0	0
Nov 17	NEV	1	6	0	6	0	0	0	0
Nov 24	at CSU	0	0	0	0	2	24	0	15
TOTAL		18	141	2	25	9	83	0	15

2013

Date	Opponent	Rush	Yds	TD	LG	Rec	Yds	TD	LG
Aug 31	UTSA	1	3	0	3	1	11	0	11
Sept 7	at UTEP	0	0	0	0	0	0	0	0
Sept 14	at Pitt	1	11	0	11	1	4	0	4
Sept 28	UNLV	3	119	2	35	2	57	1	43
Oct 5	NMSU	2	57	0	34	1	33	1	33
Oct 12	at Wyo	0	0	0	0	1	3	0	3
Oct 19	USU	3	-2	0	0	2	30	0	33
Nov 2	at SDSU	2	19	0	15	4	24	0	12
Nov 8	AFA	1	30	0	16	0	0	0	0
Nov 16	CSU	0	0	0	0	0	0	0	0
Nov 23	at FS	0	0	0	0	0	0	0	0
Nov 30	at BSU	0	0	0	0	1	1	0	1
TOTAL		13	237	2	35	13	163	2	43

2014

Date	Opponent	Rush	Yds	TD	LG	Rec	Yds	TD	LG
Aug 30	UTEP	3	45	0	29	1	26	0	26
Sept 6	ASU					Did Not Play			
Sept 20	at NMSU	0	0	0	0	0	0	0	0
Sept 26	FS	0	0	0	0	0	0	0	0
Oct 4	at UTSA	2	2	0	3	0	0	0	0
Oct 10	SDSU	1	4	0	4	1	45	1	45
Oct 18	at AFA	2	23	0	24	0	10	0	0
Nov 1	at UNLV					Did Not Play			
Nov 8	BSU					Did Not Play			
Nov 15	at USU					Did Not Play			
Nov 22	at CSU	0	0	0	0	0	0	0	0
Nov 29	WYO	0	0	0	0	0	0	0	0
TOTAL		8	74	0	29	2	81	1	45

2015

Date	Opponent	Rush	Yds	TD	LG	Rec	Yds	TD	LG
Sept 5	MVSU	0	7	0	0	2	19	0	13
Sept 12	Tulsa	3	33	0	24	1	39	0	39
Sept 18	at ASU	0	0	0	0	2	18	0	12
Sept 26	at WYO	0	0	0	0	1	64	1	64
Oct 3	NMSU	0	0	0	0	0	0	0	0
Oct 10	at UNR	1	7	0	7	0	0	0	0
Oct 17	HAW								
Oct 24	at SJSU								
Nov 7	USU								
Nov 14	at BSU								
Nov 21	CSU								
Nov 28	AFA								
TOTAL		4	47	0	24	6	140	1	64
CAREER		43	499	4	35	30	467	4	64

WR - #81 Marquis Bundy

2012									
Date	Opponent	Rush	Yds	TD	LG	Rec	Yds	TD	LG
Sept 1	SOU	0	0	0	0	0	0	0	0
Sept 8	at Texas	0	0	0	0	0	0	0	0
Sept 15	at TTU	0	0	0	0	0	0	0	0
Sept 22	at NMSU	0	0	0	0	0	0	0	0
Sept 29	BSU	0	0	0	0	0	0	0	0
Oct 6	TSU	0	0	0	0	0	0	0	0
Oct 13	at HAW	1	6	0	6	0	0	0	0
Oct 20	at AFA	0	0	0	0	0	0	0	0
Oct 27	FS	0	0	0	0	0	0	0	0
Nov 3	at UNLV	0	0	0	0	0	0	0	0
Nov 10	WYO	0	0	0	0	0	0	0	0
Nov 17	NEV	0	0	0	0	0	0	0	0
Nov 24	at CSU	0	0	0	0	0	0	0	0
TOTAL		1	6	0	6	0	0	0	0

2013

Date	Opponent	Rush	Yds	TD	LG	Rec	Yds	TD	LG
Aug 31	UTSA	0	0	0	0	3	53	1	37
Sept 7	at UTEP	0	0	0	0	0	0	0	0
Sept 14	at Pitt	0	0	0	0	1	15	0	15
Sept 28	UNLV	0	0	0	0	1	7	0	7
Oct 5	NMSU	0	0	0	0	1	19	0	19
Oct 12	at Wyo	0	0	0	0	4	48	1	23
Oct 19	USU	0	0	0	0	3	34	0	21
Nov 2	at SDSU	0	0	0	0	1	7	0	7
Nov 8	AFA	0	0	0	0	0	0	0	0
Nov 16	CSU	0	0	0	0	2	26	0	18
Nov 23	at FS	0	0	0	0	3	52	0	39
Nov 30	at BSU	0	0	0	0	0	0	0	0
TOTAL		0	0	0	0	19	261	2	39

2014

Date	Opponent	Rush	Yds	TD	LG	Rec	Yds	TD	LG
Aug 30	UTEP	0	0	0	0	1	8	0	8
Sept 6	ASU	0	0	0	0	0	0	0	0
Sept 20	at NMSU	0	0	0	0	1	6	0	6
Sept 26	FS	0	0	0	0	0	0	0	0
Oct 4	at UTSA	0	0	0	0	1	6	0	6
Oct 10	SDSU	0	0	0	0	0	0	0	0
Oct 18	at AFA	0	0	0	0	1	1	0	1

DB - #8 Ricky Bennett

2014									
Date	Opponent	TKL	TFL-Yds	Sack-Yds	FF	FR-Yds	PBU	INT-yds	TD
Aug 30	UTEP	2	0.0-0	0.0-0	0	0-0	0	0-0	0
Sept 6	ASU			Did Not Play					
Sept 20	at NMSU	1	0.0-0	0.0-0	0	0-0	0	0-0	0
Sept 26	FS	2	0.0-0	0.0-0	0	0-0	0	0-0	0
Oct 4	at UTSA	8	0.0-0	0.0-0	0	0-0	0	0-0	0
Oct 10	SDSU	2	0.0-0	0.0-0	0	0-0	0	0-0	0
Oct 18	at AFA	2	0.0-0	0.0-0	0	0-0	0	0-0	0
Nov 1	at UNLV	0	0.0-0	0.0-0	0	0-0	0	0-0	0
Nov 8	BSU	3	0.0-0	0.0-0	0	0-0	0	0-0	0
Nov 15	at USU	6	0.0-0	0.0-0	0	0-0	0	0-0	0
Nov 22	at CSU	2	0.0-0	0.0-0	0	0-0	0	0-0	0
Nov 29	WYO	0	0.0-0	0.0-0	0	0-0	0	0-0	0
TOTAL		28	0.0-0	0.0-0	0	0-0	0	0-0	0

2015									
Date	Opponent	TKL	TFL-Yds	Sack-Yds	FF	FR-Yds	PBU	INT-yds	TD
Sept 5	MVSU	1	0.0-0	0.0-0	0	0-0	0	0-0	0
Sept 12	Tulsa	7	0.0-0	0.0-0	0	0-0	0	0-0	0
Sept 18	at ASU	0	0.0-0	0.0-0	0	0-0	0	0-0	0
Sept 26	at WYO	0	0.0-0	0.0-0	0	0-0	0	0-0	0
Oct 3	NMSU	0	0.0-0	0.0-0	0	0-0	0	0-0	0
Oct 10	at UNR	3	0.0-0	0.0-0	0	0-0	0	0-0	0
Oct 17	HAW								
Oct 24	at SJSU								
Nov 7	USU								
Nov 14	at BSU								
Nov 21	CSU								
Nov 28	AFA								
TOTAL		11	0.0-0	0.0-0	0	0-0	0	0-0	0
CAREER		39	0.0-0	0.0-0	0	0-0	0	0-0	0

DB - #9 Travis Green									
2015									
Date	Opponent	TKL	TFL-Yds	Sack-Yds	FF	FR-Yds	PBU	INT-yds	TD
Sept 5	MVSU	0	0.0-0	0.0-0	0	0-0	0	1-32	1
Sept 12	Tulsa	1	0.0-0	0.0-0	0	0-0	0	0-0	0
Sept 18	at ASU	0	0.0-0	0.0-0	0	0-0	0	0-0	0
Sept 26	at WYO	0	0.0-0	0.0-0	0	0-0	0	0-0	0
Oct 3	NMSU	0	0.0-0	0.0-0	0	0-0	0	0-0	0
Oct 10	at UNR	1	0.0-0	0.0-0	0	0-0	0	0-0	0
Oct 17	HAW								
Oct 24	at SJSU								
Nov 7	USU								
Nov 14	at BSU								
Nov 21	CSU								
Nov 28	AFA								
TOTAL/CAREER		2	0.0-0	0.0-0	0	0-0	0	1-32	1

DB - #12 Ryan Santos									
2014									
Date	Opponent	TKL	TFL-Yds	Sack-Yds	FF	FR-Yds	PBU	INT-yds	TD
Aug 30	UTEP			Did Not Play					
Sept 6	ASU	0	0.0-0	0.0-0	0	0-0	0	0-0	0
Sept 20	at NMSU	4	0.0-0	0.0-0	0	0-0	0	0-0	0
Sept 26	FS	2	1.0-5	0.0-0	0	0-0	0	0-0	0
Oct 4	at UTSA	4	0.0-0	0.0-0	0	0-0	0	0-0	0
Oct 10	SDSU	5	0.0-0	0.0-0	0	0-0	0	0-0	0
Oct 18	at AFA	1	0.0-0	0.0-0	0	0-0	0	0-0	0
Nov 1	at UNLV	0	0.0-0	0.0-0	0	0-0	0	0-0	0
Nov 8	BSU	5	0.0-0	0.0-0	0	0-0	0	0-0	0
Nov 15	at USU	1	0.0-0	0.0-0	0	0-0	0	0-0	0
Nov 22	at CSU	7	0.0-0	0.0-0	0	0-0	0	0-0	0
Nov 29	WYO	10	0.0-0	0.0-0	0	0-0	0	0-0	0
TOTAL		39	1.0-5	0.0-0	0	0-0	0	0-0	0

2015									
Date	Opponent	TKL	TFL-Yds	Sack-Yds	FF	FR-Yds	PBU	INT-yds	TD
Sept 5	MVSU	1	0.0-0	0.0-0	0	0-0	0	0-0	0
Sept 12	Tulsa	5	0.0-0	0.0-0	0	0-0	1	0-0	0
Sept 18	at ASU	3	0.0-0	0.0-0	0	0-0	0	0-0	0
Sept 26	at WYO	2	0.0-0	0.0-0	0	0-0	0	0-0	0
Oct 3	NMSU	3	0.0-0	0.0-0	0	0-0	0	0-0	0
Oct 10	at UNR	4	0.0-0	0.0-0	0	0-0	0	0-0	0
Oct 17	HAW								
Oct 24	at SJSU								
Nov 7	USU								
Nov 14	at BSU								
Nov 21	CSU								
Nov 28	AFA								
TOTAL		18	0.0-0	0.0-0	0	0-0	1	0-0	0
CAREER		57	1.0-5	0.0-0	0	0-0	1	0-0	0

DB - #14 Daniel Henry

2014									
Date	Opponent	TKL	TFL-Yds	Sack-Yds	FF	FR-Yds	PBU	INT-yds	TD
Aug 30	UTEP	7	0.0-0	0.0-0	0	0-0	0	0-0	0
Sept 6	ASU	5	0.0-0	0.0-0	0	0-0	0	0-0	0
Sept 20	at NMSU			Did Not Play					
Sept 26	FS			Did Not Play					
Oct 4	at UTSA			Did Not Play					
Oct 10	SDSU			Did Not Play					
Oct 18	at AFA			Did Not Play					
Nov 1	at UNLV			Did Not Play					
Nov 8	BSU			Did Not Play					
Nov 15	at USU			Did Not Play					
Nov 22	at CSU			Did Not Play					
Nov 29	WYO			Did Not Play					
TOTAL		12	0.0-0	0.0-0	0	0-0	0	0-0	0

2015									
Date	Opponent	TKL	TFL-Yds	Sack-Yds	FF	FR-Yds	PBU	INT-yds	TD
Sept 5	MVSU	2	0.0-0	0.0-0	0	0-0	0	0-0	0
Sept 12	Tulsa	1	0.0-0	0.0-0	0	0-0	0	0-0	0
Sept 18	at ASU	2	0.0-0	0.0-0	0	0-0	1	0-0	0
Sept 26	at WYO	6	0.0-0	0.0-0	0	0-0	0	0-0	0
Oct 3	NMSU	4	1.0-4	1.0-4	0	0-0	0	0-0	0
Oct 10	at UNR	5	0.0-0	0.0-0	0	0-0	0	0-0	0
Oct 17	HAW								
Oct 24	at SJSU								
Nov 7	USU								
Nov 14	at BSU								
Nov 21	CSU								
Nov 28	AFA								
TOTAL		20	1.0-4	1.0-4	0	0-0	1	0-0	0
CAREER		32	1.0-4	1.0-4	0	0-0	1	0-0	0

DB - #15 John Russo									
2013									
Date	Opponent	TKL	TFL-Yds	Sack-Yds	FF	FR-Yds	PBU	INT-yds	TD
Aug 31	UTSA	0	0.0-0	0.0-0	0	0-0	0	0-0	0
Sept 7	at UTEP			Did Not Play					
Sept 14	at Pitt			Did Not Play					
Sept 28	UNLV			Did Not Play					
Oct 5	NMSU	0	0.0-0	0.0-0	0	0-0	0	0-0	0
Oct 12	at Wyo			Did Not Play					
Oct 19	USU			Did Not Play					
Nov 2	at SDSU			Did Not Play					
Nov 8	AFA			Did Not Play					
Nov 16	CSU	0	0.0-0	0.0-0	0	0-0	0	0-0	0
Nov 23	at FS			Did Not Play					
Nov 30	at BSU	0	0.0-0	0.0-0	0	0-0	0	0-0	0
TOTAL		0	0.0-0	0.0-0	0	0-0	0	0-0	0

2014									
Date	Opponent	TKL	TFL-Yds	Sack-Yds	FF	FR-Yds	PBU	INT-yds	TD
Aug 30	UTEP	0	0.0-0	0.0-0	0	0-0	0	0-0	0
Sept 6	ASU	0	0.0-0	0.0-0	0	0-0	0	0-0	0
Sept 20	at NMSU	0	0.0-0	0.0-0	0	0-0	0	0-0	0
Sept 26	FS	2	0.0-0	0.0-0	0	0-0	0	0-0	0
Oct 4	at UTSA	0	0.0-0	0.0-0	0	0-0	0	0-0	0
Oct 10	SDSU	1	0.0-0	0.0-0	0	0-0	0	0-0	0
Oct 18	at AFA	0	0.0-0	0.0-0	0	0-0	0	0-0	0
Nov 1	at UNLV	0	0.0-0	0.0-0	0	0-0	0	0-0	0
Nov 8	BSU	0	0.0-0	0.0-0	0	0-0	0	0-0	0
Nov 15	at USU	0	0.0-0	0.0-0	0	0-0	0	0-0	0
Nov 22	at CSU	0	0.0-0	0.0-0	0	0-0	0	0-0	0
Nov 29	WYO	1	0.0-0	0.0-0	0	0-0	0	0-0	0
TOTAL		4	0.0-0	0.0-0	0	0-0	0	0-0	0

2015									
Date	Opponent	TKL	TFL-Yds	Sack-Yds	FF	FR-Yds	PBU	INT-yds	TD
Sept 5	MVSU	0	0.0-0	0.0-0	0	0-0	0	0-0	0
Sept 12	Tulsa								

DB - #22 Markel Byrd

2014									
Date	Opponent	TKL	TFL-Yds	Sack-Yds	FF	FR-Yds	PBU	INT-yds	TD
Aug 30	UTEP	1	0.0-0	0.0-0	0	0-0	0	0-0	0
Sept 6	ASU	6	0.0-0	0.0-0	0	0-0	0	0-0	0
Sept 20	at NMSU	2	0.0-0	0.0-0	0	0-0	0	0-0	0
Sept 26	FS	8	0.0-0	0.0-0	0	0-0	0	0-0	0
Oct 4	at UTSA	3	0.0-0	0.0-0	0	0-0	0	1-21	0
Oct 10	SDSU	4	0.0-0	0.0-0	1	0-0	0	0-0	0
Oct 18	at AFA	9	0.0-0	0.0-0	0	0-0	0	0-0	0
Nov 1	at UNLV	6	0.0-0	0.0-0	0	0-0	1	0-0	0
Nov 8	BSU	3	0.0-0	0.0-0	0	0-0	1	0-0	0
Nov 15	at USU	3	0.0-0	0.0-0	0	0-0	0	0-0	0
Nov 22	at CSU	4	0.0-0	0.0-0	0	0-0	0	0-0	0
Nov 29	WYO	1	0.0-0	0.0-0	0	0-0	0	0-0	0
TOTAL		50	0.0-0	0.0-0	1	0-0	2	1-21	0

2015									
Date	Opponent	TKL	TFL-Yds	Sack-Yds	FF	FR-Yds	PBU	INT-yds	TD
Sept 5	MVSU	1	0.0-0	0.0-0	0	0-0	0	0-0	0
Sept 12	Tulsa	9	0.0-0	0.0-0	0	0-0	0	0-0	0
Sept 18	at ASU	2	1.0-1	0.0-0	0	0-0	0	0-0	0
Sept 26	at WYO	2	0.0-0	0.0-0	0	0-0	0	1-0	0
Oct 3	NMSU	4	1.0-10	1.0-10	0	0-0	0	1-0	0
Oct 10	at UNR	10	0.5-2	0.0-0	0	0-0	0	0-0	0
Oct 17	HAW								
Oct 24	at SJSU								
Nov 7	USU								
Nov 14	at BSU								
Nov 21	CSU								
Nov 28	AFA								
TOTAL		18	2.5-13	1.0-10	0	0-0	0	2-0	0
CAREER		68	2.5-13	1.0-10	1	0-0	2	3-21	0

DB - #23 Tayo Adewon									
2014									
Date	Opponent	TKL	TFL-Yds	Sack-Yds	FF	FR-Yds	PBU	INT-yds	TD
Aug 30	UTEP							Did Not Play	
Sept 6	ASU							Did Not Play	
Sept 20	at NMSU							Did Not Play	
Sept 26	FS							Did Not Play	
Oct 4	at UTSA							Did Not Play	
Oct 10	SDSU							Did Not Play	
Oct 18	at AFA							Did Not Play	
Nov 1	at UNLV	0	0.0-0	0.0-0	0	0-0	0	0-0	0
Nov 8	BSU	0	0.0-0	0.0-0	0	0-0	0	0-0	0
Nov 15	at USU	0	0.0-0	0.0-0	0	0-0	0	0-0	0
Nov 22	at CSU	0	0.0-0	0.0-0	0	0-0	0	0-0	0
Nov 29	WYO	0	0.0-0	0.0-0	0	0-0	0	0-0	0
TOTAL		0	0.0-0	0.0-0	0	0-0	0	0-0	0

2015									
Date	Opponent	TKL	TFL-Yds	Sack-Yds	FF	FR-Yds	PBU	INT-yds	TD
Sept 5	MVSU	1	0.0-0	0.0-0	0	0-0	0	0-0	0
Sept 12	Tulsa	0	0.0-0	0.0-0	0	0-0	0	0-0	0
Sept 18	at ASU	0	0.0-0	0.0-0	0	0-0	0	0-0	0
Sept 26	at WYO	0	0.0-0	0.0-0	0	0-0	0	0-0	0
Oct 3	NMSU	1	0.0-0	0.0-0	0	0-0	0	0-0	0
Oct 10	at UNR	0	0.0-0	0.0-0	0	0-0	0	0-0	0
Oct 17	HAW								
Oct 24	at SJSU								
Nov 7	USU								
Nov 14	at BSU								
Nov 21	CSU								
Nov 28	AFA								
TOTAL		2	0.0-0	0.0-0	0	0-0	0	0-0	0
CAREER		2	0.0-0	0.0-0	0	0-0	0	0-0	0

DB - #26 Marquez Mackey									
2015									
Date	Opponent	TKL	TFL-Yds	Sack-Yds	FF	FR-Yds	PBU	INT-yds	TD
Sept 5	MVSU							Did Not Play	
Sept 12	Tulsa							Did Not Play	
Sept 18	at ASU							Did Not Play	
Sept 26	at WYO							Did Not Play	
Oct 3	NMSU							Did Not Play	
Oct 10	at UNR							Did Not Play	
Oct 17	HAW								
Oct 24	at SJSU								
Nov 7	USU								
Nov 14	at BSU								
Nov 21	CSU								
Nov 28	AFA								
TOTAL/CAREER		1	0.0-0	0.0-0	0	0-0	0	0-0	0

DB - #27 Bijon Parker

2015									
Date	Opponent	TKL	TFL-Yds	Sack-Yds	FF	FR-Yds	PBU	INT-yds	TD
Sept 5	MVSU	1	0.0-0	0.0-0	0	0-0	0	0-0	0
Sept 12	Tulsa	0	0.0-0	0.0-0	0	0-0	0	0-0	0
Sept 18	at ASU	0	0.0-0	0.0-0	0	0-0	0	0-0	0
Sept 26	at WYO	0	0.0-0	0.0-0	0	0-0	0	0-0	0
Oct 3	NMSU	1	0.0-0	0.0-0	0	0-0	0	0-0	0
Oct 10	at UNR							Did Not Play	
Oct 17	HAW								
Oct 24	at SJSU								
Nov 7	USU								
Nov 14	at BSU								
Nov 21	CSU								
Nov 28	AFA								
TOTAL/CAREER		2	0.0-0	0.0-0	0	0-0	0	0-0	0

DB - #28 Jake Rothschilder									
2015									
Date	Opponent	TKL	TFL-Yds	Sack-Yds	FF	FR-Yds	PBU	INT-yds	TD
Sept 5	MVSU	1	0.0-0	0.0-0	0	0-0	0	0-0	0
Sept 12	Tulsa	0	0.0-0	0.0-0	0	0-0	0	0-0	0
Sept 18	at ASU	1	0.0-0	0.0-0	0	0-0	0	0-0	0
Sept 26	at WYO	1	0.0-0	0.0-0	0	0-0	0	0-0	0
Oct 3	NMSU	1	0.0-0	0.0-0	0	0-0	0	0-0	0
Oct 10	at UNR	2	0.0-0	0.0-0	0	0-0	0	0-0	0
Oct 17	HAW								
Oct 24	at SJSU								
Nov 7	USU								
Nov 14	at BSU								
Nov 21	CSU								
Nov 28	AFA								
TOTAL/CAREER		6	0.0-0	0.0-0	0	0-0	0	0-0	0

LB - #2 Kimmie Carson									
2014									
Date	Opponent	TKL	TFL-Yds	Sack-Yds	FF	FR-Yds	PBU	INT-yds	TD
Aug 30	UTEP	7	0.0-0	0.0-0	0	0-0	0	0-0	0
Sept 6	ASU	2	0.0-0	0.0-0	1	0-0	0	0-0	0
Sept 20	at NMSU	5	0.0-0	0.0-0	0	0-0	0	0-0	0
Sept 26	FS	5	0.0-0	0.0-0	0	0-0	0	0-0	0
Oct 4	at UTSA	3	0.5-2	0.0-0	0	0-0	1	0-0	0
Oct 10	SDSU	2	0.0-0	0.0-0	0	0-0	0	0-0	0
Oct 18	at AFA	1	0.0-0	0.0-0	0	0-0	0	0-0	0
Nov 1	at UNLV	4	0.0-0	0.0-0	0	0-0	0	0-0	0
Nov 8	BSU	2	0.0-0	0.0-0	0	0-0	0	0-0	0
Nov 15	at USU	5	0.0-0	0.0-0	0	0-0	0	0-0	0
Nov 22	at CSU	10	2.5-10	0.0-0	0	1-0	1	0-0	0
Nov 29	WYO	16	2.0-5	1.0-1	0	0-0	1	0-0	0
TOTAL		62	5.0-17	1.0-1	1	1-0	3	0-0	0

2015									
Date	Opponent	TKL	TFL-Yds	Sack-Yds	FF	FR-Yds	PBU	INT-yds	TD
Sept 5	MVSU	3	1.0-9	1.0-9	0	0-0	0	0-0	0
Sept 12	Tulsa	12	1.0-3	0.0-0	0	0-0	0	0-0	0
Sept 18	at ASU	6	0.0-0	0.0-0	0	0-0	0	0-0	0
Sept 26	at WYO	10	2.5-8	0.5-6	0	0-0	0	0-0	0
Oct 3	NMSU	7	0.0-0	0.0-0	0	0-0	0	0-0	0
Oct 10	at UNR	3	0.5-2	0.0-0	0	0-0	0	0-0	0
Oct 17	HAW								
Oct 24	at SJSU								
Nov 7	USU								
Nov 14	at BSU								
Nov 21	CSU								
Nov 28	AFA								
TOTAL		41	5.0-22	1.5-15	0	0-0	0	0-0	0
CAREER		100	9.5-37	2.5-16	1	1-0	3	0-0	0

LB - #20 Ryan Langford									
2014									
Date	Opponent	TKL	TFL-Yds	Sack-Yds	FF	FR-Yds	PBU	INT-yds	TD
Aug 30	UTEP	5	0.0-0	0.0-0	0	0-0	0	0-0	0
Sept 6	ASU	1	0.0-0	0.0-0	0	0-0	0	0-0	0
Sept 20	at NMSU	4	0.0-0	0.0-0	0	0-0	0	0-0	0
Sept 26	FS	3	0.0-0	0.0-0	0	0-0	0	0-0	0
Oct 4	at UTSA							Did Not Play	
Oct 10	SDSU	1	0.0-0	0.0-0	0	0-0	0	0-0	0
Oct 18	at AFA	10	0.0-0	0.0-0	0	0-0	0	0-0	0
Nov 1	at UNLV	9	0.0-0	0.0-0	0	0-0	0	0-0	0
Nov 8	BSU	3	0.0-0	0.0-0	0	0-0	0	0-0	0
Nov 15	at USU	6	0.0-0	0.0-0	0	0-0	0	0-0	0
Nov 22	at CSU	9	1.0-3	0.0-0	0	0-0	0	0-0	0
Nov 29	WYO	11	1.0-5	0.0-0	0	0-0	0	0-0	0
TOTAL		62	2.0-8	0.0-0	0	0-0	0	0-0	0

2015									
Date	Opponent	TKL	TFL-Yds	Sack-Yds	FF	FR-Yds	PBU	INT-yds	TD
Sept 5	MVSU	3	1.0-3	0.0-0	0	0-0	1	0-0	0
Sept 12	Tulsa	4	0.0-0	0.0-0	0	0-0	0	0-0	0
Sept 18	at ASU	4	1.0-2	0.0-0	0	0-0	0	0-0	0
Sept 26	at WYO	2	1.0-7	1.0-7	0	0-0	0	0-0	0
Oct 3	NMSU	4	0.5-5	0.5-5	0	0-0	0	0-0	0
Oct 10	at UNR	6	1.0-1	0.0-0	0				

LB - #33 Alex Hart

2015									
Date	Opponent	TKL	TFL-Yds	Sack-Yds	FF	FR-Yds	PBU	INT-yds	TD
Sept 5	MVSU			Did Not Play					
Sept 12	Tulsa			Did Not Play					
Sept 18	at ASU			Did Not Play					
Sept 26	at WYO			Did Not Play					
Oct 3	NMSU	0	0.0-0	0.0-0	0	0-0	0	0-0	0
Oct 10	at UNR	0	0.0-0	0.0-0	0	0-0	0	0-0	0
Oct 17	HAW								
Oct 24	at SJSU								
Nov 7	USU								
Nov 14	at BSU								
Nov 21	CSU								
Nov 28	AFA								
TOTAL/CAREER		0	0.0-0	0.0-0	0	0-0	0	0-0	0

LB - #34 Geoff Smelser

2014									
Date	Opponent	TKL	TFL-Yds	Sack-Yds	FF	FR-Yds	PBU	INT-yds	TD
Aug 30	UTEP			Did Not Play					
Sept 6	ASU	0	0.0-0	0.0-0	0	0-0	0	0-0	0
Sept 20	at NMSU	0	0.0-0	0.0-0	0	0-0	0	0-0	0
Sept 26	FS	0	0.0-0	0.0-0	0	0-0	0	0-0	0
Oct 4	at UTSA	0	0.0-0	0.0-0	0	0-0	0	0-0	0
Oct 10	SDSU	0	0.0-0	0.0-0	0	0-0	0	0-0	0
Oct 18	at AFA	0	0.0-0	0.0-0	0	0-0	0	0-0	0
Nov 1	at UNLV	1	0.0-0	0.0-0	0	0-0	0	0-0	0
Nov 8	BSU	2	0.0-0	0.0-0	0	0-0	0	0-0	0
Nov 15	at USU			Did Not Play					
Nov 22	at CSU			Did Not Play					
Nov 29	WYO			Did Not Play					
TOTAL		3	0.0-0	0.0-0	0	0-0	0	0-0	0

2015

Date	Opponent	TKL	TFL-Yds	Sack-Yds	FF	FR-Yds	PBU	INT-yds	TD
Sept 5	MVSU			Did Not Play					
Sept 12	Tulsa			Did Not Play					
Sept 18	at ASU			Did Not Play					
Sept 26	at WYO	0	0.0-0	0.0-0	0	0-0	0	0-0	0
Oct 3	NMSU	0	0.0-0	0.0-0	0	0-0	0	0-0	0
Oct 10	at UNR			Did Not Play					
Oct 17	HAW								
Oct 24	at SJSU								
Nov 7	USU								
Nov 14	at BSU								
Nov 21	CSU								
Nov 28	AFA								
TOTAL		0	0.0-0	0.0-0	0	0-0	0	0-0	0
CAREER		3	0.0-0	0.0-0	0	0-0	0	0-0	0

LB - #41 Steven Galvan

2015									
Date	Opponent	TKL	TFL-Yds	Sack-Yds	FF	FR-Yds	PBU	INT-yds	TD
Sept 5	MVSU	0	0.0-0	0.0-0	0	0-0	0	0-0	0
Sept 12	Tulsa			Did Not Play					
Sept 18	at ASU			Did Not Play					
Sept 26	at WYO			Did Not Play					
Oct 3	NMSU			Did Not Play					
Oct 10	at UNR			Did Not Play					
Oct 17	HAW								
Oct 24	at SJSU								
Nov 7	USU								
Nov 14	at BSU								
Nov 21	CSU								
Nov 28	AFA								
TOTAL/CAREER		0	0.0-0	0.0-0	0	0-0	0	0-0	0

LB - #47 Austin Ocasio

2015									
Date	Opponent	TKL	TFL-Yds	Sack-Yds	FF	FR-Yds	PBU	INT-yds	TD
Sept 5	MVSU			Did Not Play					
Sept 12	Tulsa			Did Not Play					
Sept 18	at ASU			Did Not Play					
Sept 26	at WYO			Did Not Play					
Oct 3	NMSU			Did Not Play					
Oct 10	at UNR			Did Not Play					
Oct 17	HAW								
Oct 24	at SJSU								
Nov 7	USU								
Nov 14	at BSU								
Nov 21	CSU								
Nov 28	AFA								
TOTAL/CAREER		0	0.0-0	0.0-0	0	0-0	0	0-0	0

LB - #49 Dakota Cox

2013									
Date	Opponent	TKL	TFL-Yds	Sack-Yds	FF	FR-Yds	PBU	INT-yds	TD
Aug 31	UTSA	0	0.0-0	0.0-0	0	0-0	0	0-0	0
Sept 7	at UTEP	3	0.0-0	0.0-0	0	0-0	0	0-0	0
Sept 14	at Pitt	3	0.0-0	0.0-0	0	0-0	0	0-0	0
Sept 28	UNLV	8	0.0-0	0.0-0	0	0-0	0	0-0	0
Oct 5	NMSU	6	0.0-0	0.0-0	0	0-0	0	0-0	0
Oct 12	at Wyo	9	0.0-0	0.0-0	0	0-0	0	0-0	0
Oct 19	USU	8	0.5-1	0.0-0	0	0-0	0	0-0	0
Nov 2	at SDSU	12	0.0-0	0.0-0	0	0-0	0	0-0	0
Nov 8	AFA	14	0.5-0	0.0-0	0	0-0	0	0-0	0
Nov 16	CSU	14	0.0-0	0.0-0	0	0-0	0	0-0	0
Nov 23	at FS	9	0.0-0	0.0-0	0	0-0	0	0-0	0
Nov 30	at BSU	13	0.0-0	0.0-0	0	0-0	1	0-0	0
TOTAL		99	1.0-1	0.0-0	0	0-0	1	0-0	0

2014

Date	Opponent	TKL	TFL-Yds	Sack-Yds	FF	FR-Yds	PBU	INT-yds	TD
Aug 30	UTEP	17	0.5-2	0.0-0	0	0-0	1	0-0	0
Sept 6	ASU	10	0.0-0	0.0-0	0	0-0	0	0-0	0
Sept 20	at NMSU	18	0.0-0	0.0-0	0	0-0	1	1-16	0
Sept 26	FS	19	0.0-0	0.0-0	0	0-0	0	0-0	0
Oct 4	at UTSA	9	0.5-2	0.0-0	0	0-0	0	0-0	0
Oct 10	SDSU	10	0.0-0	0.0-0	0	1-0	0	0-0	0
Oct 18	at AFA	12	0.0-0	0.0-0	0	0-0	0	0-0	0
Nov 1	at UNLV	7	0.0-0	0.0-0	0	0-0	0	0-0	0
Nov 8	BSU	14	1.0-3	0.0-0	0	0-0	0	0-0	0
Nov 15	at USU			Did Not Play					
Nov 22	at CSU			Did Not Play					
Nov 29	WYO			Did Not Play					
TOTAL		116	2.0-7	0.0-0	0	1-0	2	1-16	0

2015

Date	Opponent	TKL	TFL-Yds	Sack-Yds	FF	FR-Yds	PBU	INT-yds	TD
Sept 5	MVSU	3	0.5-1	0.0-0	0	0-0	0	0-0	0
Sept 12	Tulsa	12	0.5-1	0.0-0	0	0-0	1	0-0	0
Sept 18	at ASU	7	0.0-0	0.0-0	0	0-0	0	0-0	0
Sept 26	at WYO	8	3.5-12	1.5-9	0	0-0	0	1-8	0
Oct 3	NMSU	7	2.0-4	2.0-4	0	0-0	0	0-0	0
Oct 10	at UNR	4	0.0-0	0.0-0	0	0-0	0	0-0	0
Oct 17	HAW								
Oct 24	at SJSU								
Nov 7	USU								
Nov 14	at BSU								
Nov 21	CSU								
Nov 28	AFA								
TOTAL		41	6.5-18	3.5-13	0	0-0	1	1-8	0
CAREER		256	8.5-23	3.5-13	0	1-0	4	2-24	0

LB - #54 Donnie White

2013									
Date	Opponent	TKL	TFL-Yds	Sack-Yds	FF	FR-Yds	PBU	INT-yds	TD
Aug 31	UTSA	0	0.0-0	0.0-0	0	0-0	0	0-0	0
Sept 7	at UTEP			Did Not Play					
Sept 14	at Pitt	0	0.0-0	0.0-0	0	0-0	0	0-0	0
Sept 28	UNLV			Did Not Play					
Oct 5	NMSU	2	0.0-0	0.0-0	0	0-0	0	0-0	0
Oct 12	at Wyo	0	0.0-0	0.0-0	0	0-0	0	0-0	0
Oct 19	USU	2	0.0-0	0.0-0	0	0-0	0	0-0	0
Nov 2	at SDSU	3	0.0-0	0.0-0	0	0-0	0	0-0	0
Nov 8	AFA	3	0.0-0	0.0-0	0	0-0	0	0-0	0
Nov 16	CSU	1	0.0-0	0.0-0	0	0-0	1	0-0	0
Nov 23	at FS	2	0.0-0	0.0-0	0	0-0	0	0-0	0
Nov 30	at BSU	3	0.0-0	0.0-0	0	0-0	0	0-0	0
TOTAL		16	0.0-0	0.0-0	0	0-0	1	0-0	0

2014

Date	Opponent	TKL	TFL-Yds	Sack-Yds	FF	FR-Yds	PBU	INT-yds	TD
Aug 30	UTEP	3	0.0-0	0.0-0	0	0-0	0	0-0	0
Sept 6	ASU			Did Not Play					
Sept 20	at NMSU	0	0.0-0	0.0-0	0	0-0	0	0-0	0
Sept 26	FS	1	0.0-0	0.0-0	0	0-0	0	0-0	0

DL - #55 Taylor Timmons

2015									
Date	Opponent	TKL	TFL-Yds	Sack-Yds	FF	FR-Yds	PBU	INT-yds	TD
Sept 5	MVSU	2	1.5-5	0.0-0	0	0-0	0	0-0	0
Sept 12	Tulsa	1	1.0-13	1.0-13	0	0-0	0	0-0	0
Sept 18	at ASU	1	0.0-0	0.0-0	0	0-0	0	0-0	0
Sept 26	at WYO	2	0.0-0	0.0-0	0	0-0	0	0-0	0
Oct 3	NMSU	1	0.5-5	0.5-5	0	0-0	0	0-0	0
Oct 10	at UNR	0	0.0-0	0.0-0	0	0-0	0	0-0	0
Oct 17	HAW								
Oct 24	at SJSU								
Nov 7	USU								
Nov 14	at BSU								
Nov 21	CSU								
Nov 28	AFA								
TOTAL/CAREER		7	3.0-23	1.5-18	0	0-0	0	0-0	0

DL - #59 Chris Lee

2014									
Date	Opponent	TKL	TFL-Yds	Sack-Yds	FF	FR-Yds	PBU	INT-yds	TD
Aug 30	UTEP	0	0.0-0	0.0-0	0	0-0	0	0-0	0
Sept 6	ASU	2	0.0-0	0.0-0	0	0-0	0	0-0	0
Sept 20	at NMSU	0	0.0-0	0.0-0	0	0-0	0	0-0	0
Sept 26	FS								
Oct 4	at UTSA								
Oct 10	SDSU	1	0.0-0	0.0-0	0	0-0	0	0-0	0
Oct 18	at AFA	0	0.0-0	0.0-0	0	0-0	0	0-0	0
Nov 1	at UNLV	0	0.0-0	0.0-0	0	0-0	0	0-0	0
Nov 8	BSU	0	0.0-0	0.0-0	0	0-0	0	0-0	0
Nov 15	at USU	0	0.0-0	0.0-0	0	0-0	0	0-0	0
Nov 22	at CSU	0	0.0-0	0.0-0	0	0-0	0	0-0	0
Nov 29	WYO								
TOTAL		3	0.0-0	0.0-0	0	0-0	0	0-0	0

2015

Date	Opponent	TKL	TFL-Yds	Sack-Yds	FF	FR-Yds	PBU	INT-yds	TD
Sept 5	MVSU	0	0.0-0	0.0-0	0	1-0	0	0-0	0
Sept 12	Tulsa	0	0.0-0	0.0-0	0	0-0	0	0-0	0
Sept 18	at ASU	0	0.0-0	0.0-0	0	0-0	0	0-0	0
Sept 26	at WYO	0	0.0-0	0.0-0	0	0-0	0	0-0	0
Oct 3	NMSU	0	0.0-0	0.0-0	0	0-0	0	0-0	0
Oct 10	at UNR	0	0.0-0	0.0-0	0	0-0	0	0-0	0
Oct 17	HAW								
Oct 24	at SJSU								
Nov 7	USU								
Nov 14	at BSU								
Nov 21	CSU								
Nov 28	AFA								
TOTAL		0	0.0-0	0.0-0	0	1-0	0	0-0	0
CAREER		3	0.0-0	0.0-0	0	0-0	0	0-0	0

DL - #91 Nik D'Avanzo

2013									
Date	Opponent	TKL	TFL-Yds	Sack-Yds	FF	FR-Yds	PBU	INT-yds	TD
Aug 31	UTSA	2	0.0-0	0.0-0	0	0-0	0	0-0	0
Sept 7	at UTEP	7	0.0-0	0.0-0	0	0-0	0	0-0	0
Sept 14	at Pitt	0	0.0-0	0.0-0	0	0-0	0	0-0	0
Sept 28	UNLV	1	0.0-0	0.0-0	0	0-0	0	0-0	0
Oct 5	NMSU	2	0.0-0	0.0-0	0	0-0	0	0-0	0
Oct 12	at Wyo	4	0.0-0	0.0-0	0	0-0	0	0-0	0
Oct 19	SDSU	6	0.5-1	0.0-0	0	0-0	0	0-0	0
Nov 2	at SDSU	1	1.0-11	1.0-11	0	0-0	0	0-0	0
Nov 8	AFA	4	0.0-0	0.0-0	0	0-0	0	0-0	0
Nov 16	CSU	1	0.0-0	0.0-0	0	0-0	0	0-0	0
Nov 23	at FS	1	1.0-2	0.0-0	1	0-0	0	0-0	0
Nov 30	at BSU	2	0.5-0	0.0-0	0	0-0	0	0-0	0
TOTAL		31	3.0-14	1.0-11	1	0-0	0	0-0	0

2014

Date	Opponent	TKL	TFL-Yds	Sack-Yds	FF	FR-Yds	PBU	INT-yds	TD
Aug 30	UTEP								
Sept 6	ASU	2	0.0-0	0.0-0	0	1-0	0	0-0	0
Sept 20	at NMSU	9	0.5-1	0.0-0	0	0-0	0	0-0	0
Sept 26	FS	6	0.0-0	0.0-0	0	0-0	0	0-0	0
Oct 4	at UTSA	2	0.0-0	0.0-0	0	0-0	0	0-0	0
Oct 10	SDSU	4	0.0-0	0.0-0	0	0-0	0	0-0	0
Oct 18	at AFA	5	1.0-2	0.0-0	0	0-0	0	0-0	0
Nov 1	at UNLV	7	2.0-9	1.0-7	0	0-0	0	0-0	0
Nov 8	BSU	6	0.0-0	0.0-0	0	0-0	0	0-0	0
Nov 15	at USU	3	2.0-8	2.0-8	0	0-0	0	0-0	0
Nov 22	at CSU	3	0.0-0	0.0-0	1	0-0	0	0-0	0
Nov 29	WYO	5	1.5-8	1.5-8	0	0-0	0	0-0	0
TOTAL		52	7.0-28	4.5-23	0	2-0	0	0-0	0

2015

Date	Opponent	TKL	TFL-Yds	Sack-Yds	FF	FR-Yds	PBU	INT-yds	TD
Sept 5	MVSU	4	1.5-8	0.5-4	0	1-0	0	0-0	0
Sept 12	Tulsa	1	0.0-0	0.0-0	0	0-0	0	0-0	0
Sept 18	at ASU	2	0.0-0	0.0-0	0	0-0	0	0-0	0
Sept 26	at WYO	3	0.5-1	0.0-0	0	0-0	0	0-0	0
Oct 3	NMSU	0	0.0-0	0.0-0	0	0-0	0	0-0	0
Oct 10	at UNR	5	2.0-2	0.0-0	0	0-0	0	0-0	0
Oct 17	HAW								
Oct 24	at SJSU								
Nov 7	USU								
Nov 14	at BSU								
Nov 21	CSU								
Nov 28	AFA								
TOTAL		12	4.0-11	0.5-4	0	1-0	0	0-0	0
CAREER		94	14.0-53	6.0-38	1	3-0	0	0-0	0

DL - #92 William Udeh

2013									
Date	Opponent	TKL	TFL-Yds	Sack-Yds	FF	FR-Yds	PBU	INT-yds	TD
Aug 31	UTSA								
Sept 7	at UTEP	1	0.0-0	0.0-0	0	0-0	0	0-0	0
Sept 14	at Pitt	0	0.0-0	0.0-0	0	0-0	0	0-0	0
Sept 28	UNLV								
Oct 5	NMSU	1	0.0-0	0.0-0	0	0-0	0	0-0	0
Oct 12	at Wyo	0	0.0-0	0.0-0	0	0-0	0	0-0	0
Oct 19	USU	0	0.0-0	0.0-0	0	0-0	0	0-0	0
Nov 2	at SDSU	0	0.0-0	0.0-0	0	0-0	0	0-0	0
Nov 8	AFA	1	0.0-0	0.0-0	0	0-0	0	0-0	0
Nov 16	CSU	1	0.0-0	0.0-0	0	0-0	0	0-0	0
Nov 23	at FS	3	0.0-0	0.0-0	0	0-0	0	0-0	0
Nov 30	at BSU	0	0.0-0	0.0-0	0	0-0	0	0-0	0
TOTAL		7	0.0-0	0.0-0	0	0-0	0	0-0	0

2014

Date	Opponent	TKL	TFL-Yds	Sack-Yds	FF	FR-Yds	PBU	INT-yds	TD
Aug 30	UTEP	0	0.0-0	0.0-0	0	0-0	0	0-0	0
Sept 6	ASU	0	0.0-0	0.0-0	0	0-0	0	0-0	0
Sept 20	at NMSU								
Sept 26	FS	1	0.0-0	0.0-0	0	0-0	0	0-0	0
Oct 4	at UTSA	4	1.5-5	0.5-4	0	0-0	1	0-0	0
Oct 10	SDSU	2	0.0-0	0.0-0	0	0-0	0	0-0	0
Oct 18	at AFA	4	0.0-0	0.0-0	0	0-0	0	0-0	0
Nov 1	at UNLV	2	0.0-0	0.0-0	0	0-0	0	0-0	0
Nov 8	BSU	1	0.0-0	0.0-0	0	0-0	0	0-0	0
Nov 15	at USU	2	1.0-7	1.0-7	0	0-0	0	0-0	0
Nov 22	at CSU	2	0.0-0	0.0-0	0	0-0	0	0-0	0
Nov 29	WYO								
TOTAL		18	2.5-12	1.5-11	0	0-0	1	0-0	0

2015

Date	Opponent	TKL	TFL-Yds	Sack-Yds	FF	FR-Yds	PBU	INT-yds	TD
Sept 5	MVSU	2	0.0-0	0.0-0	0	0-0	0	0-0	0
Sept 12	Tulsa	2	0.0-0	0.0-0	0	0-0	0	0-0	0
Sept 18	at ASU	1	0.0-0	0.0-0	0	0-0	0	0-0	0
Sept 26	at WYO	2	0.0-0	0.0-0	0	0-0	0	0-0	0
Oct 3	NMSU	0	0.0-0	0.0-0	0	0-0	0	0-0	0
Oct 10	at UNR	0	0.0-0	0.0-0	0	0-0	0	0-0	0
Oct 17	HAW								
Oct 24	at SJSU								
Nov 7	USU								
Nov 14	at BSU								
Nov 21	CSU								
Nov 28	AFA								
TOTAL		7	0.0-0	0.0-0	0	0-0	0	0-0	0
CAREER		32	2.5-12	1.5-11	0	0-0	1	0-0	0

DL - #95 Garrett Hughes

2014									
Date	Opponent	TKL	TFL-Yds	Sack-Yds	FF	FR-Yds	PBU	INT-yds	TD
Aug 30	UTEP	1	0.0-0	0.0-0	0	0-0	0	0-0	0
Sept 6	ASU	1	0.0-0	0.0-0	0	0-0	0	0-0	0
Sept 20	at NMSU	0	0.0-0	0.0-0	0	0-0	0	0-0	0
Sept 26	FS	0	0.0-0	0.0-0	0	0-0	0	0-0	0
Oct 4	at UTSA								
Oct 10	SDSU	0	0.0-0	0.0-0	0	0-0	0	0-0	0
Oct 18	at AFA	0	0.0-0	0.0-0	0	0-0	0	0-0	0
Nov 1	at UNLV	1	0.0-0	0.0-0	0	0-0	0	0-0	0
Nov 8	BSU	0	0.0-0	0.0-0	0	0-0	0	0-0	0
Nov 15	at USU	0	0.0-0	0.0-0	0	0-0	0	0-0	0
Nov 22	at CSU	1	0.0-0	0.0-0	1	0-0	0	0-0	0
Nov 29	WYO	0	0.0-0	0.0-0	0	0-0	1	0-0	0
TOTAL		4	0.0-0	0.0-0	1	0-0	1	0-0	0

2015

MISSISSIPPI VALLEY ST (0-6, 0-4 SWAC)

Sep 5	at New Mexico	L 0-66
Sep 10	vs. Southern U	L 13-50
Sep 19	at Alcorn State	L 14-55
Sep 26	vs. Alabama State	L 15-45
Oct 3	at Jacksonville St	L 7-49
Oct 10	at Prairie View	L 6-45
Oct 17	vs. Texas Southern	3:00 PM ET
Oct 24	at Grambling St	3:00 PM ET
Oct 31	vs. Jackson State	3:00 PM ET
Nov 7	at Alabama A&M	2:00 PM ET
Nov 14	Open	
Nov 21	vs. Ark-Pine Bluff	2:00 PM ET

TULSA (3-2, 0-1 AAC)

Sep 5	vs. Fla Atlantic	W 47-44 (OT)
Sep 12	at New Mexico	W 40-21
Sep 19	at Oklahoma	L 38-52
Sep 26	Open	
Oct 3	vs. Houston	L 24-38
Oct 10	vs. ULM	W 34-24
Oct 17	at East Carolina	TBA
Oct 23	vs. Memphis	8:00 PM
Oct 31	at SMU	TBA
Nov 7	vs. UCF	TBA
Nov 14	at Cincinnati	TBA
Nov 21	vs. Navy	TBA
Nov 27	at Tulane	TBA

ARIZONA STATE (4-2, 2-1 PAC-12)

Sep 5	at Texas A&M	L 17-38
Sep 12	vs. Cal Poly	W 35-21
Sep 18	vs. New Mexico	W 34-10
Sep 26	vs. #19 USC	L 14-42
Oct 3	at #7 UCLA	W 38-23
Oct 10	vs. Colorado	W 48-23
Oct 17	at Utah	TBA
Oct 24	Open	
Oct 29	vs. Oregon	10:30 PM
Nov 7	at Washington St	TBA
Nov 14	vs. Washington	TBA
Nov 21	vs. Arizona	TBA
Nov 28	at California	TBA

WYOMING (0-6, 0-2 MW)

Sep 5	vs. North Dakota	L 13-24
Sep 12	vs. Eastern Mich	L 29-48
Sep 19	at Washington St	L 14-31
Sep 26	vs. New Mexico	L 28-38
Oct 3	at Appalachian St	L 13-31
Oct 10	at Air Force	L 17-31
Oct 17	vs. Nevada	TBA
Oct 24	at Boise State	TBA
Oct 30	at Utah State	10:15 PM
Nov 7	vs. Colorado State	TBA
Nov 14	at San Diego St	10:30 PM
Nov 21	Open	
Nov 28	vs. UNLV	2:00 PM

NEW MEXICO STATE (0-5, 0-1 SUN BELT)

Sep 5	at Florida	L 13-61
Sep 12	vs. Georgia State	L 32-34
Sep 19	vs. Texas-El Paso	L 47-50 (OT)
Sep 26	Open	
Oct 3	at New Mexico	L 29-38
Oct 10	at #13 Ole Miss	L 3-52
Oct 17	at Ga Southern	TBA
Oct 24	vs. Troy	TBA
Oct 31	vs. Idaho	TBA
Nov 7	at Texas State	TBA
Nov 14	Open	
Nov 21	at Louisiana	TBA
Nov 28	vs. Arkansas State	TBA
Dec 5	at ULM	TBA

NEVADA (3-3, 1-1 MW)

Sep 3	vs. UC Davis	W 31-17
Sep 12	vs. #22 Arizona	L 20-44
Sep 19	at #17 Texas A&M	L 27-44
Sep 26	at Buffalo	W 24-21
Oct 3	vs. UNLV	L 17-23
Oct 10	vs. New Mexico	W 35-17
Oct 17	at Wyoming	TBA
Oct 24	vs. Hawaii	4:00 PM
Oct 31	Open	
Nov 5	at Fresno State	10:30 PM
Nov 14	vs. San Jose St	4:00 PM
Nov 21	at Utah State	TBA
Nov 28	at San Diego St	TBA

HAWAII (2-4, 0-2 MW)

Sep 3	vs. Colorado	W 28-20
Sep 12	at #1 Ohio State	L 0-38
Sep 19	vs. UC Davis	W 47-27
Sep 26	at Wisconsin	L 0-28
Oct 3	at Boise State	L 0-55
Oct 10	vs. San Diego St	L 14-28
Oct 17	at New Mexico	7:00 PM
Oct 24	at Nevada	4:00 PM
Oct 31	vs. Air Force	9:30 PM
Nov 7	at UNLV	TBA
Nov 14	vs. Fresno State	11:00 PM
Nov 21	vs. San Jose St	TBA
Nov 28	vs. ULM	TBA

SAN JOSE STATE (3-3, 2-1 MW)

Sep 3	vs. New Hampshire	W 43-13
Sep 12	at Air Force	L 16-37
Sep 19	at Oregon State	L 21-35
Sep 26	vs. Fresno State	W 49-23
Oct 3	at Auburn	L 21-35
Oct 10	at UNLV	W 33-27 (OT)
Oct 17	vs. San Diego St	TBA
Oct 24	vs. New Mexico	7:00 PM
Oct 31	Open	
Nov 6	vs. BYU	11:30 PM
Nov 14	at Nevada	4:00 PM
Nov 21	at Hawaii	TBA
Nov 27	vs. Boise State	3:30 PM

UTAH STATE (3-2, 2-0 MW)

Sep 3	vs. Southern Utah	W 12-9
Sep 11	at #24 Utah	L 14-24
Sep 19	at Washington	L 17-31
Sep 26	Open	
Oct 3	vs. Colorado State	W 33-18
Oct 10	at Fresno State	W 56-14
Oct 16	vs. Boise State	9:00 PM
Oct 23	at San Diego St	10:30 PM
Oct 30	vs. Wyoming	10:15 PM
Nov 7	at New Mexico	3:30 PM
Nov 14	at Air Force	TBA
Nov 21	vs. Nevada	TBA
Nov 28	vs. BYU	3:30 PM

BOISE STATE (5-1, 2-0 MW)

Sep 4	vs. Washington	W 16-13
Sep 12	at BYU	L 24-35
Sep 18	vs. Idaho State	W 52-0
Sep 25	at Virginia	W 56-14
Oct 3	vs. Hawaii	W 55-0
Oct 10	at Colorado State	W 41-10
Oct 16	at Utah State	9:00 PM
Oct 24	vs. Wyoming	TBA
Oct 31	at UNLV	TBA
Nov 7	Open	
Nov 14	vs. New Mexico	TBA
Nov 20	vs. Air Force	9:30 PM
Nov 27	at San Jose St	3:30 PM

COLORADO STATE (2-4, 0-2 MW)

Sep 5	vs. Savannah State	W 65-13
Sep 12	vs. Minnesota	L 20-23 (OT)
Sep 19	vs. Colorado	L 24-27 (OT)
Sep 26	at TX-San Antonio	W 33-31
Oct 3	at Utah State	L 18-33
Oct 10	vs. Boise State	L 10-41
Oct 17	vs. Air Force	3:30 PM
Oct 24	Open	
Oct 31	vs. San Diego St	3:30 PM
Nov 7	at Wyoming	TBA
Nov 14	vs. UNLV	7:00 PM
Nov 21	at New Mexico	5:30 PM
Nov 28	at Fresno State	9:00 PM

AIR FORCE (3-2, 2-0 MW)

Sep 5	vs. Morgan State	W 63-7
Sep 12	vs. San Jose St	W 37-16
Sep 19	at #4 Michigan State	L 21-35
Sep 26	Open	
Oct 3	at Navy	L 11-33
Oct 10	vs. Wyoming	W 31-17
Oct 17	at Colorado State	3:30 PM
Oct 24	vs. Fresno State	TBA
Oct 31	at Hawaii	9:30 PM
Nov 7	vs. Army West Point	TBA
Nov 14	vs. Utah State	TBA
Nov 20	at Boise State	9:30 PM
Nov 28	at New Mexico	TBA

THE DAVIE FILE

Born: Sept. 30, 1954
Birthplace: Sewickley, Pa.
Alma Mater: Youngstown State, 1977
Playing Experience: Youngstown State, 1975-76
Family: Wife, Joanne; daughter Audra, son, Clay

Bowl Games Coached:


- (corresponding to the season, not the actual year of the bowl game)
 2000 Fiesta Bowl
 1998 Gator Bowl
 1997 Independence Bowl
 1995 Orange Bowl
 1994 Fiesta Bowl
 1993 Cotton Bowl
 1992 Cotton Bowl
 1991 Cotton Bowl
 1990 Holiday Bowl
 1989 Sun Bowl
 1987 Cotton Bowl
 1986 Cotton Bowl
 1985 Cotton Bowl
 1982 Cotton Bowl
 1981 Sugar Bowl
 1980 Gator Bowl
 1979 Fiesta Bowl
 1977 Gator Bowl

Head Coaching Experience

Year	School	Record	Bowl
2015	New Mexico	3-3	
2014	New Mexico	4-8	-
2013	New Mexico	3-9	-
2012	New Mexico	4-9	-
2001	Notre Dame	5-6	-
2000	Notre Dame	9-3	Fiesta Bowl
1999	Notre Dame	5-7	-
1998	Notre Dame	9-3	Gator Bowl
1997	Notre Dame	7-6	Independence Bowl
Career record: 49-54			

Assistant Coaching Experience

Year	School	Position
1996	Notre Dame	Defensive Coordinator
1995	Notre Dame	Defensive Coordinator
1994	Notre Dame	Defensive Coordinator
1993	Texas A&M	Defensive Coordinator
1992	Texas A&M	Defensive Coordinator
1991	Texas A&M	Defensive Coordinator
1990	Texas A&M	Defensive Coordinator
1989	Texas A&M	Defensive Coordinator
1988	Texas A&M	Outside Linebackers
1987	Texas A&M	Outside Linebackers
1986	Texas A&M	Outside Linebackers
1985	Texas A&M	Outside Linebackers
1984	Tulane	DC./Asst. Head Coach
1983	Tulane	DC./Asst. Head Coach
1982	Pittsburgh	Linebackers
1981	Pittsburgh	Linebackers
1980	Pittsburgh	Linebackers
1979	Arizona	Linebackers
1978	Arizona	Linebackers
1977	Pittsburgh	Graduate Assistant



With the foundation now starting to take shape, Bob Davie enters his fourth season as coach at New Mexico.
 Davie's 11 wins in three seasons nearly quadruples the program's total from the three seasons prior to his arrival, but it's how he has been able to do it that is what has Lobo fans excited for the upcoming seasons.
 Davie has completely flipped the roster, with over 90% of the players on the 2014 roster recruited by his staff, and all but five for the 2015. New Mexico's three fifth-year seniors were the fewest of any non-service academy in the nation, and 2015 will be more of the same with just two fifth-year seniors on the roster.
 Davie has also done it with a New Mexico flavor, getting major contributions from local and state players, including 2014's leading receiver Jeric Magnant, 2014's second-leading scorer Zack Rogers, and starters such as quarterback Cole Gautsche and running back David Anaya.
 And the success and improvement isn't just on the field ... it's off it. In three seasons under Davie, the Lobos have picked up 50 Mountain West All-Academic selections, including a program record 20 in 2014, and 16 in 2013, the second-best total for football in school history. UNM also had five Mountain West Scholar-Athletes in 2013, the second-best total among the MW's 12 football programs.
 Over the course of 2012-13 and 2013-14, the football team posted the highest back to back football team GPAs in school history.
 The 2014 Lobos also featured three players on the Capital One/CoSIDA All-District team in Reece White, Garrett Adcock and Dakota Cox. The three players were exactly half of the honorees in the Mountain West as the rest of the league had three players combined.
 The 2014 season was another huge stepping stone for the program, one that saw the Lobos improve their win total from a season ago, and one that saw the Lobos competitive in

basically every game, no matter the stature of their opponent.
 New Mexico went 4-8 in 2014, a one-game improvement from 2013, but the improvement was certainly bigger than the win column. The Lobos shaved a full touchdown off of their points allowed, and 14.5 points off their defensive average against unranked opponents from a year ago.
 The 2014 Lobos again represented the Davie way of doing things, rushing the ball consistently. After Air Force's led the Mountain West in rushing for every year of the league's existence from 1999 (14 in all), UNM repeated as conference rushing champion in 2014. The Lobos' 301.4-yard average per game ranked fourth nationally, and UNM is the only team in the last three years to average 300 yards per game on the ground and finish in the top five nationally. The Lobos were in the top five nationally in runs of 10, 20, 30, 40, 50 and 60 yards as well.
 The Lobos also saw some success through the air, with seven touchdowns on the season and an average of 89.1 yards per game.
 Once again, UNM's special teams lived up to billing, with UNM leading the Mountain West in average return with a 22.4-yard average. UNM was the only school to return a kickoff for a touchdown, and it accomplished that twice, with two different returners. The kickoff return for a touchdown has become a hallmark of the Bob Davie era, as UNM now has seven kickoff returns for touchdowns in his three years as the head coach.

UNDER DAVIE...

NEW MEXICO RECORD WHEN	2012	2013	2014	2015	OVERALL
Lobos lead after 1st quarter	4-3	3-2	3-2	2-2	12-9
Lobos trail after 1st quarter	0-5	0-7	0-4	1-0	1-16
Score tied after 1st quarter	0-1	0-0	1-2	0-1	1-4
Lobos lead after halftime	4-1	2-1	3-2	2-0	11-4
Lobos trail after halftime	0-8	0-7	1-5	1-3	2-23
Score tied after halftime	0-0	1-1	0-1	0-0	1-2
Lobos lead after 3rd quarter	4-0	2-0	2-1	2-0	10-1
Lobos trail after 3rd quarter	0-9	1-8	2-7	0-3	3-27
Score tied after 3rd quarter	0-0	0-1	0-0	1-0	1-1
SCHEDULE BREAKDOWN	2012	2013	2014	2015	OVERALL
Overall	4-9	3-9	4-8	3-3	14-29
August	0-0	0-1	0-1	0-0	0-2
September	2-3	2-2	1-2	2-2	7-9
October	2-2	0-2	1-2	1-1	4-7
November	0-4	1-4	2-3	0-0	3-11
CONFERENCE GAMES	2012	2013	2014	2015	OVERALL
Home	0-4	1-3	1-3	0-0	2-10
Road	1-3	0-4	1-3	1-1	3-11
NON-CONFERENCE GAMES	2012	2013	2014	2015	OVERALL
Home	2-0	1-1	0-2	2-1	5-4
Road	1-2	1-1	2-0	0-1	4-4
MISCELLANEOUS	2012	2013	2014	2015	OVERALL
Games Decided by a TD or less (8 pts)	0-5	2-3	3-3	0-0	5-11
Games Decided by a FG or less (3 pts)	0-1	0-0	2-0	0-0	2-1
Games Played on Grass	1-0	0-1	0-0	0-1	1-2
Games Played on Turf	3-9	3-8	4-8	3-2	13-27
Day Games (start before 6 pm)	2-7	1-6	3-5	1-1	7-19
Night Games (start 6 pm or later)	2-2	2-4	1-3	2-2	7-12
vs. Ranked	0-2	0-0	0-2	0-0	0-4
Overtime	0-0	1-0	0-0	0-0	1-0

New Mexico Inside Opponent Red-Zone

Date	Opponent	Score	Times	Times	Total	Rush		Pass	FGs	Failed to score inside RZ					
			In RZ	Scored	Pts	TDs	TDs	TDs	Made	FGA	Down	Int	Fumb	Half	Game
Sep 05, 2015	MISS. VALLEY STATE	W 66-0	7	6	38	5	5	0	1	0	1	0	0	0	0
Sep 12, 2015	TULSA	L 21-40	2	2	14	2	2	0	0	0	0	0	0	0	0
Sep 18, 2015	at Arizona State	L 10-34	2	1	3	0	0	0	1	1	0	0	0	0	0
Sep 26, 2015	at Wyoming	W 38-28	3	3	17	2	2	0	1	0	0	0	0	0	0
Oct 03, 2015	NEW MEXICO STATE	W 38-29	2	1	8	1	1	0	0	1	0	0	0	0	0
Oct 10, 2015	at Nevada	L 17-35	1	0	0	0	0	0	0	0	0	0	1	0	0
Oct 17, 2015	HAWAII														
Oct 24, 2015	at San Jose State														
Nov 07, 2015	UTAH STATE														
Nov 14, 2015	at Boise State														
Nov 21, 2015	COLORADO STATE														
Nov 28, 2015	AIR FORCE														
Totals			17	13	80	10	10	0	3	2	1	0	1	0	0
13 of 17 (76.5%)															

Opponents Inside New Mexico Red-Zone

Date	Opponent	Score	Times	Times	Total	Rush		Pass	FGs	Failed to score inside RZ					
			In RZ	Scored	Pts	TDs	TDs	TDs	Made	FGA	Down	Int	Fumb	Half	Game
Sep 05, 2015	MISS. VALLEY STATE	W 66-0	1	0	0	0	0	0	0	0	0	0	1	0	0
Sep 12, 2015	TULSA	L 21-40	7	6	26	2	2	0	4	0	0	0	0	1	0
Sep 18, 2015	at Arizona State	L 10-34	4	4	20	2	1	1	2	0	0	0	0	0	0
Sep 26, 2015	at Wyoming	W 38-28	4	3	21	3	0	3	0	0	1	0	0	0	0
Oct 03, 2015	NEW MEXICO STATE	W 38-29	3	2	6	0	0	0	2	0	1	0	0	0	0
Oct 10, 2015	at Nevada	L 17-35	5	4	28	4	3	1	0	0	0	0	1	0	0
Oct 17, 2015	HAWAII														
Oct 24, 2015	at San Jose State														

2015 STARTING LINEUPS

OFFENSE

OPPONENT	QB	WR	WR	WR	TE	RB	LT	LG	C	RG	RT
MVSU	L. Jordan	Gamblin	Wiggins	Bundy	R. White	Pressley	Henderson	Mahina	Fonua	Oldenkamp	Jenkins
TULSA	L. Jordan	Gamblin	Wiggins	Reed	R. White	Pressley	Henderson	Oldenkamp	Mahina	Jenkins	Adcock
at ASU	L. Jordan	Hart-Johnson	Bundy	Gipson (RB)	R. White	Pressley	Henderson	Oldenkamp	Mahina	Jenkins	Romine
at WYO	L. Jordan	Gamblin	Wiggins	Bundy	R. White	Pressley	Henderson	Oldenkamp	Mahina	Jenkins	Romine
NMSU	L. Jordan	Gamblin	Wiggins	Bundy	Gipson (RB)	Pressley	Henderson	Oldenkamp	Mahina	Jenkins	Romine
at UNR	L. Jordan	Gipson (RB)	Wiggins	Bundy	R. White	McQuarley	Henderson	Lewis	Mahina	Jenkins	Romine
HAW											
at SJSU											
USU											
at BSU											
CSU											
AFA											

DEFENSE

OPPONENT	DE	NT	RE	OLB	MLB	RUSH LB	LCB	SS	FS	RCB	WOOF
MVSU	Hughes	Udeh	D'Avanzo	Carson	Cox	D. White	Byrd	Santos	Henry	C. Jones	Crosby
TULSA	Hughes	Udeh	D'Avanzo	Carson	Cox	D. White	Brown	Santos	Henry	C. Jones	Crosby
at ASU	Hughes	Udeh	D'Avanzo	Carson	Cox	D. White	Duncan	Santos	Henry	C. Jones	Crosby
at WYO	Hughes	Udeh	D'Avanzo	Carson	Cox	D. White	Brown	Santos	Henry	C. Jones	Rothschiller
NMSU	Hughes	Timmons	Okonkwo	Carson	Cox	D. White	Brown	Santos	Henry	C. Jones	Crosby
at UNR	Hughes	Udeh	Lee	Carson	Cox	D. White	Martin	Santos	Byrd	C. Jones	Crosby
HAW											
at SJSU											
USU											
at BSU											
CSU											
AFA											

Date	Opponent	Score	Overall	Conference	Time	Attend
Sep 05, 2015	MISS. VALLEY STATE	W 66-0	1-0	0-0	3:05	21930
Sep 12, 2015	TULSA	L 21-40	1-1	0-0	3:14	24167
Sep 18, 2015	at Arizona State	L 10-34	1-2	0-0	3:11	43310
* Sep 26, 2015	at Wyoming	W 38-28	2-2	1-0	3:02	18723
Oct 03, 2015	NEW MEXICO STATE	W 38-29	3-2	1-0	3:20	30900
* Oct 10, 2015	at Nevada	L 17-35	3-3	1-1	2:54	20426
* Oct 17, 2015	HAWAI'I					
* Oct 24, 2015	at San Jose State					
* Nov 07, 2015	UTAH STATE					
* Nov 14, 2015	at Boise State					
* Nov 21, 2015	COLORADO STATE					

Team Statistics	NM	OPP
SCORING	190	166
Points Per Game	31.7	27.7
Points Off Turnovers	40	23
FIRST DOWNS	109	128
Rushing	75	61
Passing	29	54
Penalty	5	13
RUSHING YARDAGE	1585	1138
Yards gained rushing	1719	1355
Yards lost rushing	134	217
Rushing Attempts	291	252
Average Per Rush	5.4	4.5
Average Per Game	264.2	189.7
TDs Rushing	20	9
PASSING YARDAGE	739	1326
Comp-Att-Int	64-118-4	102-172-5
Average Per Pass	6.3	7.7
Average Per Catch	11.5	13.0
Average Per Game	123.2	221.0
TDs Passing	2	11
TOTAL OFFENSE	2324	2464
Total Plays	409	424
Average Per Play	5.7	5.8
Average Per Game	387.3	410.7
KICK RETURNS: #-Yards	17-338	9-199
PUNT RETURNS: #-Yards	5-24	7-19
INT RETURNS: #-Yards	5-55	4-16
KICK RETURN AVERAGE	19.9	22.1
PUNT RETURN AVERAGE	4.8	2.7
INT RETURN AVERAGE	11.0	4.0
FUMBLES-LOST	7-3	9-7
PENALTIES-Yards	40-400	37-273
Average Per Game	66.7	45.5
PUNTS-Yards	34-1431	31-1264
Average Per Punt	42.1	40.8
Net punt average	40.4	39.4
KICKOFFS-Yards	35-2258	34-2025
Average Per Kick	64.5	59.6
Net kick average	40.3	38.6
TIME OF POSSESSION/Game	30:52	29:08
3RD-DOWN Conversions	34/90	35/87
3rd-Down Pct	38%	40%
4TH-DOWN Conversions	10/12	5/11
4th-Down Pct	83%	45%
SACKS BY-Yards	19-135	3-15
MISC YARDS	0	0
TOUCHDOWNS SCORED	25	20
FIELD GOALS-ATTEMPTS	4-8	9-9
ON-SIDE KICKS	0-0	0-2
RED-ZONE SCORES	(26-34) 76%	(38-48) 79%
RED-ZONE TOUCHDOWNS	(20-34) 59%	(22-48) 46%
PAT-ATTEMPTS	(24-24) 100%	(19-20) 95%
ATTENDANCE	153994	164918
Games/Avg Per Game	6/25666	6/27486
Neutral Site Games		0/0

Score by Quarters	1st	2nd	3rd	4th	OT	Total
New Mexico	66	38	60	26	0	190
Opponents	27	57	41	41	0	166

Rushing	gp	att	gain	loss	net	avg	td	lg	avg/g
JORDAN, Lamar	5	51	433	29	404	7.9	3	70	80.8
PRESSLEY, Jhurrell	5	73	369	22	347	4.8	3	32	69.4
GIPSON, Teriyon	4	42	258	3	255	6.1	3	36	63.8
McQUARLEY, Richard	5	24	127	0	127	5.3	3	43	25.4
CHESTNUT, Daryl	5	8	109	6	103	12.9	2	64	20.6
OWENS, Tyrone	5	12	88	0	88	7.3	3	65	17.6
GAMBLIN, Dameon	5	7	53	5	48	6.9	0	16	9.6
ANAYA, David	5	8	41	0	41	5.1	1	16	8.2
WIGGINS, Carlos	5	3	40	0	40	13.3	0	24	8.0
JORDAN, Romell	1	6	33	0	33	5.5	0	18	33.0
ROGERS, Zack	5	2	10	0	10	5.0	0	8	2.0
WOODHOUSE, Diquon	4	5	11	6	5	1.0	0	7	1.2
HENDERSON, Reno	5	0	0	0	0	0.0	1	0	0.0
APODOCA, Austin	4	5	5	16	-11	-2.2	0	5	-2.8
TEAM	4	8	0	40	-40	-5.0	0	0	-10.0
Total	5	254	1577	127	1450	5.7	19	70	290.0
Opponents	5	198	984	197	787	4.0	6	67	157.4

Passing	gp	effic	comp-att-int	pct	yds	td	lg	avg/g
JORDAN, Lamar	5	117.04	29-57-2	50.9	418	2	64	83.6
APODOCA, Austin	4	79.38	16-37-1	43.2	183	0	36	45.8
Total	5	102.22	45-94-3	47.9	601	2	64	120.2
Opponents	5	132.77	86-153-5	56.2	1160	9	93	232.0

Receiving	gp	no.	yds	avg	td	lg	avg/g
GAMBLIN, Dameon	5	16	242	15.1	1	62	48.4
WIGGINS, Carlos	5	6	140	23.3	1	64	28.0
HART-JOHNSON, Dela	5	6	48	8.0	0	16	9.6
GIPSON, Teriyon	4	4	9	2.2	0	6	2.2
WHITE, Reece	5	3	48	16.0	0	26	9.6
BUNDY, Marquis	5	3	35	11.7	0	20	7.0
DAVIS, Chris	3	3	31	10.3	0	12	10.3
JONES, Ridge	5	2	29	14.5	0	21	5.8
QUARELLS, Matt	2	1	17	17.0	0	17	8.5
CHESTNUT, Daryl	5	1	2	2.0	0	2	0.4
Total	5	45	601	13.4	2	64	120.2
Opponents	5	86	1160	13.5	9	93	232.0

Punt Returns	no.	yds	avg	td	lg
WIGGINS, Carlos	4	24	6.0	0	13
DAVIS, Chris	1	0	0.0	0	0
Total	5	24	4.8	0	13
Opponents	5	18	3.6	0	9

Interceptions	no.	yds	avg	td	lg
BYRD, Markel	2	0	0.0	0	0
COX, Dakota	1	8	8.0	0	8
GREEN, Travis	1	32	32.0	1	32
JONES, Cranston	1	15	15.0	0	15
Total	5	55	11.0	1	32
Opponents	3	14	4.7	0	14

Kick Returns	no.	yds	avg	td	lg
WIGGINS, Carlos	9	210	23.3	0	37
CHESTNUT, Daryl	3	70	23.3	0	30
GREEN, Travis	1	8	8.0	0	8
WHITE, Reece	1	9	9.0	0	9
JONES, Ridge	1	16	16.0	0	16
Total	15	313	20.9	0	37
Opponents	8	174	21.8	0	34

Fumble Returns	no.	yds	avg	td	lg
CROSBY, Lee	0	0	0.0	1	0
Total	0	0	0.0	1	0
Opponents	0	0	0.0	0	0

Scoring	td	fg	PAT				dxp	saf	pts
			kick	rush	rcv	pass			
SANDERS, Jason	-	3-7	22-22	-	-	-	-	31	
GIPSON, Teriyon	4	-	-	-	-	-	-	24	
JORDAN, Lamar	3	-	-	1-1	-	-	-	20	
OWENS, Tyrone	3	-	-	-	-	-	-	18	
McQUARLEY, Richard	3	-	-	-	-	-	-	18	
PRESSLEY, Jhurell	3	-	-	-	-	-	-	18	
CHESTNUT, Daryl	2	-	-	-	-	-	-	12	
WIGGINS, Carlos	1	-	-	-	-	-	-	6	
CROSBY, Lee	1	-	-	-	-	-	-	6	
ANAYA, David	1	-	-	-	-	-	-	6	
GAMBLIN, Dameon	1	-	-	-	-	-	-	6	
GREEN, Travis	1	-	-	-	-	-	-	6	
HENDERSON, Reno	1	-	-	-	-	-	-	6	
MARTIN, Nias	1	-	-	-	-	-	-	6	
ROGERS, Zack	-	1-1	2-2	-	-	-	-	5	
TEAM	-	-	-	-	-	-	1	2	
Total	25	4-8	24-24	1-1	-	-	-	190	
Opponents	20	9-9	19-20	-	-	-	-	166	

Total Offense	g	plays	rush	pass	total	avg/g
JORDAN, Lamar	6	128	426	474	900	150.0
PRESSLEY, Jhurell	6	78	360	0	360	60.0
GIPSON, Teriyon	5	53	323	0	323	64.6
APODOCA, Austin	5	55	-7	265	258	51.6
McQUARLEY, Richard	6	28	134	0	134	22.3
OWENS, Tyrone	6	15	103	0	103	17.2
CHESTNUT, Daryl	6	9	101	0	101	16.8
WIGGINS, Carlos	6	4	47	0	47	7.8
GAMBLIN, Dameon	6	8	47	0	47	7.8
ANAYA, David	6	9	41	0	41	6.8
JORDAN, Romell	2	7	35	0	35	17.5
ROGERS, Zack	6	2	10	0	10	1.7
WOODHOUSE, Diquon	4	5	5	0	5	1.2
TEAM	5	8	-40	0	-40	-8.0
Total	0	409	1585	739	2324	0.0
Opponents	0	424	1138	1326	2464	0.0

Field Goals	fg	pct.	01-19	20-29	30-39	40-49	50-99	lg	blk
SANDERS, Jason	3-7	42.9	0-0	2-3	1-2	0-2	0-0	32	0
ROGERS, Zack	1-1	100.0	0-0	0-0	0-0	1-1	0-0	42	0

Punting	no.	yds	avg	lg	tb	fc	i20	50+	blk
ROGERS, Zack	34	1431	42.1	69	2	15	10	6	0
Total	34	1431	42.1	69	2	15	10	6	0
Opponents	31	1264	40.8	60	1	5	10	9	0

FG Sequence	New Mexico	Opponents
Miss. Valley State	(28)	-
Tulsa	42	(34),(22),(23),(24)
Arizona State	35,(32)	(22),(24)
Wyoming	(22)	-
New Mexico State	29,41	(41),(25),(39)
Nevada	(42)	-
Hawai'i	-	-
San Jose State	-	-
Utah State	-	-
Boise State	-	-
Colorado State	-	-
Air Force	-	-

Kickoffs	no.	yds	avg	tb	ob	retn	net	ydln
SANDERS, Jason	35	2258	64.5	26	0			
Total	35	2258	64.5	26	0	22.1	40.3	24
Opponents	34	2025	59.6	15	2	19.9	38.6	26

Numbers in (parentheses) indicate field goal was made.

All Purpose	g	rush	rcv	pr	kr	ir	total	avg/g
JORDAN, Lamar	6	426	0	0	0	0	426	71.0
WIGGINS, Carlo	6	47	140	24	210	0	421	70.2
GIPSON, Teriyo	5	323	38	0	0	0	361	72.2
PRESSLEY, Jhu	6	360	0	0	0	0	360	60.0
GAMBLIN, Dam	6	47	313	0	0	0	360	60.0
CHESTNUT, Da	6	101	2	0	90	0	193	32.2
McQUARLEY, R	6	134	0	0	0	0	134	22.3
OWENS, Tyrone	6	103	0	0	0	0	103	17.2
WHITE, Reece	6	0	61	0	14	0	75	12.5
HART-JOHNSO	6	0	68	0	0	0	68	11.3
JORDAN, Rome	2	35	7	0	0	0	42	21.0
JONES, Ridge	6	0	26	0	16	0	42	7.0
ANAYA, David	6	41	0	0	0	0	41	6.8
GREEN, Travis	6	0	0	0	8	32	40	6.7
BUNDY, Marqui	6	0	35	0	0	0	35	5.8
DAVIS, Chris	4	0	31	0	0	0	31	7.8
QUARELLS, Ma	2	0	17	0	0	0	17	8.5
JONES, Cransto	6	0	0	0	0	15	15	2.5
ROGERS, Zack	6	10	0	0	0	0	10	1.7
COX, Dakota	6	0	0	0	0	8	8	1.3
WOODHOUSE,	4	5	0	0	0	0	5	1.2
REED, Patrick	6	0	1	0	0	0	1	0.2
APODOCA, Aus	5	-7	0	0	0	0	-7	-1.4
TEAM	5	-40	0	0	0	0	-40	-8.0
Total	0	1585	739	24	338	55	2741	0.0
Opponents	0	1138	1326	19	199	16	2698	0.0

#	Defensive Leaders	gp	Tackles			tfl/yds	Sacks no-yds	Pass defense			Fumbles		blkd	
			ua	a	tot			int-yds	brup	qbh	rcv-yds	ff	kick	saf
2C	CARSON, Kimmie	6	35	6	41	5.0-22	1.5-15	.	.	1
49	COX, Dakota	6	26	15	41	6.5-18	3.5-13	1-8	1	1
5C	CROSBY, Lee	6	23	11	34	3.0-11	1.0-7	.	2	.	1-0	1	.	.
22	BYRD, Markel	6	20	8	28	2.0-13	1.0-10	2-0
58	DANIELS, Mauric	6	17	7	24	7.0-41	3.5-24	.	1	1	.	1	.	.
2L	LANGFORD, Ryan	6	11	12	23	5.5-19	1.5-12	.	1
14	HENRY, Daniel	6	14	6	20	1.0-4	1.0-4	.	1
12	SANTOS, Ryan	6	10	8	18	.	.	.	1
21	DUNCAN, Donnie	6	16	1	17	1.0-2	.	.	1
3	JONES, Cranston	6	15	1	16	.	.	1-15	3
91	D'AVANZO, Nik	6	10	5	15	4.0-11	0.5-4	.	.	3	1-0	.	.	.
54	WHITE, Donnie	6	8	6	14	3.5-23	2.0-17	.	1	2
19	MARTIN, Nias	6	12	.	12	2.0-4	1-77	.	.	.
8	BENNETT, Ricky	5	7	4	11
9H	HUGHES, Garrett	6	6	4	10	3.5-14	2.0-11	.	1
5T	TIMMONS, Taylor	6	4	3	7	3.0-23	1.5-18
92	UDEH, William	6	2	5	7
28	ROTHSCHILLER, Jake	6	4	2	6
98	OKONKWO, Kene	5	2	3	5	1.5-1	.	.	.	1
4B	BROWN, Isaiah	3	4	1	5	.	.	.	1
32	ARREDONDO, Michael	6	1	3	4
29	DONALDSON, Kenya	5	2	2	4	0.5-4
27	PARKER, Bijon	5	2	.	2
23	ADEWON, Tayo	6	1	1	2
9	GREEN, Travis	6	2	.	2	.	.	1-32
15	RUSSO, John	6	1	1	2
TM	TEAM	5	2	.	2	2.0-3	1
80	WHITE, Reece	6	1	.	1	1-0	.	.	.
46	WALSH, Michael	6	1	.	1	1-0	.	.	.
95	SANDERS, Jason	6	.	1	1
82	HART-JOHNSON, Del	6	1	.	1
53	BAKER, Cody	6	1	.	1
25	ANAYA, David	6	1	.	1
52	MABANY, Sam	3	1	.	1
2	WOODHOUSE, Diquo	4	1	.	1
35	MAXWELL, Kenneth	2	1	.	1
6	PRESSLEY, Jhurell	6	1-0	.	.	.
59	LEE, Chris	6	1	1-0	.	.	.
	Total	0	265	116	381	51-213	19-135	5-55	14	10	7-77	2	.	1
	Opponents	0	275	118	393	29-89	3-15	4-16	13	1	3-0	3	.	.

#75 RENO HENDERSON - LEFT TACKLE

Opponent	Assignment	Technique	Effort	KDs
MVSU	49/49 (100%)	37/49 (76%)	33/49 (67%)	3
TULSA	67/68 (99%)	48/68 (71%)	53/68 (78%)	5
at ASU	77/77 (100%)	55/77 (71%)	60/77 (78%)	8
at WYO	56/57 (98%)	40/57 (70%)	43/57 (75%)	3
NMSU	79/80 (99%)	67/80 (84%)	74/80 (93%)	8
AT UNR	61/62 (98%)	45/62 (73%)	52/62 (84%)	4
HAW				
at SJSU				
USU				
at BSU				
CSU				
AFA				
TOTALS	389/393 (99%)	292/393 (74%)	315/393 (80%)	31

#51 EDEN MAHINA - LEFT GUARD/CENTER

Opponent	Assignment	Technique	Effort	KDs
MVSU	49/49 (100%)	31/49 (63%)	36/49 (73%)	10
TULSA	68/68 (100%)	43/68 (63%)	51/68 (75%)	8
at ASU	74/77 (94%)	47/77 (59%)	57/77 (72%)	7
at WYO	56/57 (98%)	30/57 (53%)	35/57 (61%)	9
NMSU	80/80 (100%)	62/80 (78%)	64/80 (80%)	9
AT UNR	61/62 (98%)	43/62 (69%)	52/62 (84%)	7
HAW				
at SJSU				
USU				
at BSU				
CSU				
AFA				
TOTALS	388/393 (99%)	256/393 (65%)	295/393 (75%)	50

#66 TEVITA FONUA - CENTER

Opponent	Assignment	Technique	Effort	KDs
MVSU	64/65 (98%)	19/65 (29%)	39/65 (60%)	8
TULSA		Did Not Play		
at ASU		Did Not Play		
at WYO		Did Not Play		
NMSU		Did Not Play		
AT UNR		Did Not Play		
HAW				
at SJSU				
USU				
at BSU				
CSU				
AFA				
TOTALS	64/65 (98%)	19/65 (29%)	39/65 (60%)	8

#79 BRYAN OLDENKAMP - LEFT/RIGHT GUARD

Opponent	Assignment	Technique	Effort	KDs
MVSU	35/35 (100%)	18/35 (51%)	28/35 (80%)	1
TULSA	61/61 (100%)	35/61 (57%)	46/61 (75%)	9
at ASU	15/15 (100%)	4/15 (27%)	9/15 (60%)	1
at WYO	55/57 (96%)	27/57 (47%)	45/57 (79%)	5
NMSU	79/80 (99%)	49/80 (61%)	66/80 (83%)	11
AT UNR	55/55 (100%)	24/55 (44%)	40/55 (73%)	7
HAW				
at SJSU				
USU				
at BSU				
CSU				
AFA				
TOTALS	300/303 (99%)	157/303 (52%)	234/303 (77%)	34

#55 AARON JENKINS - RIGHT TACKLE/GUARD

Opponent	Assignment	Technique	Effort	KDs
MVSU	49/49 (100%)	40/49 (80%)	37/49 (76%)	11
TULSA	65/68 (96%)	21/68 (31%)	36/68 (53%)	7
at ASU	75/77 (97%)	36/77 (47%)	45/77 (58%)	5
at WYO	55/57 (96%)	35/57 (61%)	41/57 (72%)	11
NMSU	78/80 (98%)	45/80 (56%)	65/80 (81%)	20
AT UNR	61/62 (98%)	33/62 (53%)	52/62 (84%)	7
HAW				
at SJSU				
USU				
at BSU				
CSU				
AFA				
TOTALS	383/393 (97%)	210/393 (53%)	276/393 (70%)	61

#62 GARRETT ADCKOCK - RIGHT TACKLE

Opponent	Assignment	Technique	Effort	KDs
MVSU	21/21 (100%)	17/21 (81%)	18/21 (86%)	7
TULSA	23/25 (92%)	12/25 (48%)	18/25 (72%)	1
at ASU		Did Not Play		
at WYO		Did Not Play		
NMSU		Did Not Play		
AT UNR		Did Not Play		
HAW				
at SJSU				
USU				
at BSU				
CSU				
AFA				
TOTALS	44/46 (96%)	29/46 (63%)	36/46 (78%)	8

#50 CHRIS LEWIS - LEFT GUARD

Opponent	Assignment	Technique	Effort	KDs
MVSU	21/24 (88%)	10/24 (42%)	18/24 (75%)	2
TULSA	4/4 (100%)	3/4 (75%)	3/4 (75%)	0
at ASU	61/62 (98%)	27/62 (44%)	43/62 (69%)	5
at WYO		Did Not Play		
NMSU		Did Not Play		
AT UNR	7/7 (100%)	3/7 (43%)	4/7 (57%)	0
HAW				
at SJSU				
USU				
at BSU				
CSU				
AFA				
TOTALS	93/97 (96%)	43/97 (44%)	68/97 (70%)	7

#64 JACK LAMM - GUARD

Opponent	Assignment	Technique	Effort	KDs
MVSU	8/8 (100%)	4/8 (50%)	8/8 (100%)	1
TULSA		Did Not Play		
at ASU		Did Not Play		
at WYO		Did Not Play		
NMSU		Did Not Play		
AT UNR		Did Not Play		
HAW				
at SJSU				
USU				
at BSU				
CSU				
AFA				
TOTALS	8/8 (100%)	4/8 (50%)	8/8 (100%)	1

#65 JACK ZILTZ - RIGHT GUARD/TACKLE

Opponent	Assignment	Technique	Effort	KDs
MVSU	19/24 (79%)	10/24 (42%)	18/24 (75%)	5
TULSA		Did Not Play		
at ASU	5/5 (100%)	3/5 (60%)	4/5 (80%)	0
at WYO		Did Not Play		
NMSU		Did Not Play		
AT UNR		Did Not Play		
HAW				
at SJSU				
USU				
at BSU				
CSU				
AFA				
TOTALS	24/29 (83%)	13/29 (45%)	22/29 (76%)	5

#76 DILLON ROMINE - RIGHT TACKLE

Opponent	Assignment	Technique	Effort	KDs
MVSU	7/7 (100%)	5/7 (71%)	7/7 (100%)	1
TULSA	43/43 (100%)	28/43 (65%)	37/43 (86%)	2
at ASU	72/72 (100%)	36/72 (50%)	45/72 (63%)	12
at WYO	56/57 (98%)	33/57 (58%)	46/57 (81%)	2
NMSU	79/80 (99%)	60/80 (75%)	63/80 (79%)	11
AT UNR	61/62 (98%)	34/62 (55%)	40/62 (64%)	5
HAW				
at SJSU				
USU				
at BSU				
CSU				
AFA				
TOTALS	318/321 (99%)	196/321 (61%)	238/321 (74%)	33

#67 ANDREW AQUA - LEFT TACKLE

Opponent	Assignment	Technique	Effort	KDs
MVSU	15/17 (88%)	9/17 (53%)	11/17 (65%)	3
TULSA		Did Not Play		
at ASU		Did Not Play		
at WYO		Did Not Play		
NMSU		Did Not Play		
AT UNR		Did Not Play		
HAW				
at SJSU				
USU				
at BSU				
CSU				
AFA				
TOTALS	15/17 (88%)	9/17 (53%)	11/17 (65%)	3

#61 DARIAN ALLEN - LEFT GUARD

Opponent	Assignment	Technique	Effort	KDs
MVSU	16/17 (94%)	10/17 (59%)	13/17 (76%)	2
TULSA	3/3 (100%)	0/3 (0%)	0/3 (0%)	0
at ASU		Did Not Play		
at WYO		Did Not Play		
NMSU		Did Not Play		
AT UNR		Did Not Play		
HAW				
at SJSU				
USU				
at BSU				
CSU				
AFA				
TOTALS	19/20 (95%)	10/20 (50%)	13/20 (65%)	2

SEASON

CAREER

Rushing	gp	att	gain	loss	net	avg	td	lg	avg/g	gp	att	gain	loss	net	avg	td	lg	avg/g
JORDAN, Lamar	6	59	459	33	426	7.2	3	70	71.0	17	179	1187	149	1038	5.8	6	70	61.1
PRESSLEY, Jhurell	6	78	382	22	360	4.6	3	32	60.0	6	78	382	22	360	4.6	3	32	60.0
GIPSON, Teriyon	5	53	326	3	323	6.1	4	38	64.6	26	241	1391	39	1352	5.6	17	57	52.0
McQUARLEY, Richard	6	28	134	0	134	4.8	3	43	22.3	6	28	134	0	134	4.8	3	43	22.3
OWENS, Tyrone	6	15	103	0	103	6.9	3	65	17.2	6	15	103	0	103	6.9	3	65	17.2
CHESTNUT, Daryl	6	9	109	8	101	11.2	2	64	16.8	6	9	109	8	101	11.2	2	64	16.8
WIGGINS, Carlos	6	4	47	0	47	11.8	0	24	7.8	39	44	510	14	496	11.3	4	35	12.7
GAMBLIN, Dameon	6	8	53	6	47	5.9	0	16	7.8	29	10	83	6	77	7.7	0	19	2.7
ANAYA, David	6	9	41	0	41	4.6	1	16	6.8	43	59	352	16	336	5.7	2	51	7.8
JORDAN, Romell	2	7	35	0	35	5.0	0	18	17.5	11	41	260	2	258	6.3	3	72	23.5
ROGERS, Zack	6	2	10	0	10	5.0	0	8	1.7	18	2	10	0	10	5.0	0	8	0.6
WOODHOUSE, Diquon	4	5	11	6	5	1.0	0	7	1.2	4	5	11	6	5	1.0	0	7	1.2
HENDERSON, Reno	6	0	0	0	0	0.0	1	0	0.0	18	0	0	0	0	0.0	1	0	0.0
APODOCA, Austin	5	6	9	16	-7	-1.2	0	5	-1.4	5	6	9	16	-7	-1.2	0	5	-1.4
TEAM	5	8	0	40	-40	-5.0	0	0	-8.0									
Total	6	291	1719	134	1585	5.4	20	70	264.2									
Opponents	6	252	1355	217	1138	4.5	9	67	189.7									

Passing	gp	effic	comp-att-int	pct	yds	td	lg	avg/g	gp	effic	comp-att-int	pct	yds	td	lg	avg/g
JORDAN, Lamar	6	116.54	38-69-2	55.1	474	2	64	79.0	17	123.98	97-181-7	53.6	1369	8	75	80.5
APODOCA, Austin	5	90.33	26-49-2	53.1	265	0	36	53.0	5	90.33	26-49-2	53.1	265	0	36	53.0
Total	6	105.66	64-118-4	54.2	739	2	64	123.2								
Opponents	6	139.35	102-172-5	59.3	1326	11	93	221.0								

Receiving	gp	no.	yds	avg	td	lg	avg/g	gp	no.	yds	avg	td	lg	avg/g
GAMBLIN, Dameon	6	24	313	13.0	1	62	52.2	29	28	345	12.3	1	62	11.9
HART-JOHNSON, Dela	6	8	68	8.5	0	16	11.3	6	8	68	8.5	0	16	11.3
GIPSON, Teriyon	5	8	38	4.8	0	12	7.6	26	24	160	6.7	1	32	6.2
WIGGINS, Carlos	6	6	140	23.3	1	64	23.3	39	30	467	15.6	4	64	12.0
WHITE, Reece	6	5	61	12.2	0	26	10.2	35	17	285	16.8	2	50	8.1
BUNDY, Marquis	6	3	35	11.7	0	20	5.8	43	27	320	11.9	2	39	7.4
DAVIS, Chris	4	3	31	10.3	0	12	7.8	14	3	31	10.3	0	12	2.2
JONES, Ridge	6	3	26	8.7	0	21	4.3	29	8	59	7.4	0	21	2.0
QUARELLS, Matt	2	1	17	17.0	0	17	8.5	2	1	17	17.0	0	17	8.5
JORDAN, Romell	2	1	7	7.0	0	7	3.5	11	2	29	14.5	0	22	2.6
CHESTNUT, Daryl	6	1	2	2.0	0	2	0.3	6	1	2	2.0	0	2	0.3
REED, Patrick	6	1	1	1.0	0	1	0.2	6	1	1	1.0	0	1	0.2
Total	6	64	739	11.5	2	64	123.2							
Opponents	6	102	1326	13.0	11	93	221.0							

Total Offense	g	plays	rush	pass	total	avg/g	g	plays	rush	pass	total	avg/g
JORDAN, Lamar	6	128	426	474	900	150.0	17	360	1038	1369	2407	141.6
PRESSLEY, Jhurell	6	78	360	0	360	60.0	6	78	360	0	360	60.0
GIPSON, Teriyon	5	53	323	0	323	64.6	26	241	1352	0	1352	52.0
APODOCA, Austin	5	55	-7	265	258	51.6	5	55	-7	265	258	51.6
McQUARLEY, Richard	6	28	134	0	134	22.3	6	28	134	0	134	22.3
OWENS, Tyrone	6	15	103	0	103	17.2	6	15	103	0	103	17.2
CHESTNUT, Daryl	6	9	101	0	101	16.8	6	9	101	0	101	16.8
WIGGINS, Carlos	6	4	47	0	47	7.8	39	44	496	0	496	12.7
GAMBLIN, Dameon	6	8	47	0	47	7.8	29	10	77	0	77	2.7
ANAYA, David	6	9	41	0	41	6.8	43	61	336	18	354	8.2
JORDAN, Romell	2	7	35	0	35	17.5	11	41	258	0	258	23.5
ROGERS, Zack	6	2	10	0	10	1.7	18	2	10	0	10	0.6
WOODHOUSE, Diquon	4	5	5	0	5	1.2	4	5	5	0	5	1.2
TEAM	5	8	-40	0	-40	-8.0						
Total	6	409	1585	739	2324	387.3						
Opponents	6	424	1138	1326	2464	410.7						

SEASON

CAREER

Scoring	td fg		kick	PAT			dxp saf pts	td fg		kick	PAT			dxp saf pts			
	rush	rcv		pass	rush	rcv		pass									
SANDERS, Jason	-	3-7	22-22	-	-	-	-	-	31	-	3-7	22-22	-	-	-	-	31
GIPSON, Teriyon	4	-	-	-	-	-	-	-	24	18	-	-	-	-	-	-	108
JORDAN, Lamar	3	-	-	1-1	-	-	-	-	20	6	-	-	1-1	-	-	-	38
OWENS, Tyrone	3	-	-	-	-	-	-	-	18	3	-	-	-	-	-	-	18
PRESSLEY, Jhurell	3	-	-	-	-	-	-	-	18	3	-	-	-	-	-	-	18
McQUARLEY, Richard	3	-	-	-	-	-	-	-	18	3	-	-	-	-	-	-	18
CHESTNUT, Daryl	2	-	-	-	-	-	-	-	12	2	-	-	-	-	-	-	12
MARTIN, Nias	1	-	-	-	-	-	-	-	6	1	-	-	-	-	-	-	6
WIGGINS, Carlos	1	-	-	-	-	-	-	-	6	12	-	-	0-1	-	-	-	72
HENDERSON, Reno	1	-	-	-	-	-	-	-	6	1	-	-	-	-	-	-	6
ANAYA, David	1	-	-	-	-	-	-	-	6	3	-	-	-	-	-	-	18
GAMBLIN, Dameon	1	-	-	-	-	-	-	-	6	1	-	-	-	-	-	-	6
CROSBY, Lee	1	-	-	-	-	-	-	-	6	1	-	-	-	-	-	-	6
GREEN, Travis	1	-	-	-	-	-	-	-	6	1	-	-	-	-	-	-	6
ROGERS, Zack	-	1-1	2-2	-	-	-	-	-	5	-	6-9	45-46	-	-	-	-	63
TEAM	-	-	-	-	-	-	-	1	2	-	-	-	-	-	-	-	-
Total	25	4-8	24-24	1-1	-	-	-	1	190	-	-	-	-	-	-	-	-
Opponents	20	9-9	19-20	-	-	-	-	-	166	-	-	-	-	-	-	-	-

Punt Returns	no.	yds	avg	td	lg	no.	yds	avg	td	lg
WIGGINS, Carlos	4	24	6.0	0	13	4	24	6.0	0	13
DAVIS, Chris	1	0	0.0	0	0	8	35	4.4	0	13
Total	5	24	4.8	0	13	-	-	-	-	-
Opponents	7	19	2.7	0	9	-	-	-	-	-

Kick Returns	no.	yds	avg	td	lg	no.	yds	avg	td	lg
WIGGINS, Carlos	9	210	23.3	0	37	74	2028	27.4	4	100
CHESTNUT, Daryl	4	90	22.5	0	30	4	90	22.5	0	30
WHITE, Reece	2	14	7.0	0	9	5	55	11.0	0	18
JONES, Ridge	1	16	16.0	0	16	15	378	25.2	1	100
GREEN, Travis	1	8	8.0	0	8	1	8	8.0	0	8
Total	17	338	19.9	0	37	-	-	-	-	-
Opponents	9	199	22.1	0	34	-	-	-	-	-

Interceptions	no.	yds	avg	td	lg	no.	yds	avg	td	lg
BYRD, Markel	2	0	0.0	0	0	3	21	7.0	0	21
JONES, Cranston	1	15	15.0	0	15	5	76	15.2	2	39
COX, Dakota	1	8	8.0	0	8	2	24	12.0	0	16
GREEN, Travis	1	32	32.0	1	32	1	32	32.0	1	32
Total	5	55	11.0	1	32	-	-	-	-	-
Opponents	4	16	4.0	0	14	-	-	-	-	-

Fumble Returns	no.	yds	avg	td	lg	no.	yds	avg	td	lg
MARTIN, Nias	1	77	77.0	1	77	1	77	77.0	1	77
CROSBY, Lee	0	0	0.0	1	0	0	0	0.0	1	0
Total	1	77	77.0	2	77	-	-	-	-	-
Opponents	0	0	0.0	0	0	-	-	-	-	-

SEASON

CAREER

All Purpose	SEASON								CAREER							
	g	rush	rcv	pr	kr	ir	total	avg/g	g	rush	rcv	pr	kr	ir	total	avg/g
JORDAN, Lamar	6	426	0	0	0	0	426	71.0	17	1038	0	0	0	0	1038	61.1
WIGGINS, Carlo	6	47	140	24	210	0	421	70.2	39	496	467	24	2028	0	3015	77.3
GIPSON, Teriyon	5	323	38	0	0	0	361	72.2	26	1352	160	0	40	0	1552	59.7
PRESSLEY, Jhur	6	360	0	0	0	0	360	60.0	6	360	0	0	0	0	360	60.0
GAMBLIN, Dame	6	47	313	0	0	0	360	60.0	29	77	345	59	0	0	481	16.6
CHESTNUT, Dar	6	101	2	0	90	0	193	32.2	6	101	2	0	90	0	193	32.2
McQUARLEY, Ri	6	134	0	0	0	0	134	22.3	6	134	0	0	0	0	134	22.3
OWENS, Tyrone	6	103	0	0	0	0	103	17.2	6	103	0	0	0	0	103	17.2
WHITE, Reece	6	0	61	0	14	0	75	12.5	35	0	285	0	55	0	340	9.7
HART-JOHNSTO	6	0	68	0	0	0	68	11.3	6	0	68	0	0	0	68	11.3
JONES, Ridge	6	0	26	0	16	0	42	7.0	29	114	59	0	378	0	551	19.0
JORDAN, Romell	2	35	7	0	0	0	42	21.0	11	258	29	0	0	0	287	26.1
ANAYA, David	6	41	0	0	0	0	41	6.8	43	336	170	0	475	0	981	22.8
GREEN, Travis	6	0	0	0	8	32	40	6.7	6	0	0	0	8	32	40	6.7
BUNDY, Marquis	6	0	35	0	0	0	35	5.8	43	6	320	0	0	0	326	7.6
DAVIS, Chris	4	0	31	0	0	0	31	7.8	14	0	31	35	0	0	66	4.7
QUARELLS, Mat	2	0	17	0	0	0	17	8.5	2	0	17	0	0	0	17	8.5
JONES, Cransto	6	0	0	0	0	15	15	2.5	42	0	0	0	0	76	76	1.8
ROGERS, Zack	6	10	0	0	0	0	10	1.7	18	10	0	0	0	0	10	0.6
COX, Dakota	6	0	0	0	0	8	8	1.3	27	0	0	0	0	24	24	0.9
WOODHOUSE,	4	5	0	0	0	0	5	1.2	4	5	0	0	0	0	5	1.2
REED, Patrick	6	0	1	0	0	0	1	0.2	6	0	1	0	0	0	1	0.2
APODOCA, Austi	5	-7	0	0	0	0	-7	-1.4	5	-7	0	0	0	0	-7	-1.4
TEAM	5	-40	0	0	0	0	-40	-8.0								
Total	6	1585	739	24	338	55	2741	456.8								
Opponents	6	1138	1326	19	199	16	2698	449.7								

Field Goals	att	good	long	blkd	att	good	long	blkd
SANDERS, Jason	7	3	32	0	7	3	32	0
ROGERS, Zack	1	1	42	0	9	6	44	2
Total	8	4	42	0				
Opponents	9	9	41	0				

Punting	no.	yds	avg	lg	blk	no.	yds	avg	lg	blk
ROGERS, Zack	34	1431	42.1	69	0	90	3815	42.4	69	1
Total	34	1431	42.1	69	0					
Opponents	31	1264	40.8	60	0					

Kickoffs	no.	yds	avg	tb	ob	no.	yds	avg	tb	ob
SANDERS, Jason	35	2258	64.5	26	0	97	6109	63.0	63	1
Total	35	2258	64.5	26	0					
Opponents	34	2025	59.6	15	2					

##	Defensive Leaders	SEASON										CAREER										
		gp	ua	a	total	tfl	sack	int	pbu	fr	ff	blk	gp	ua	a	total	tfl	sack	int	pbu	fr	ff
49	COX, Dakota	6	26	15	41	6.5	3.5	1	1	.	.	27	115	141	256	9.5	3.5	2	4	1	.	.
2C	CARSON, Kimmie	6	35	6	41	5.0	1.5	18	62	41	103	10.0	2.5	.	3	1	1	.
5C	CROSBY, Lee	6	23	11	34	3.0	1.0	.	2	1	1	6	23	11	34	3.0	1.0	.	2	1	1	.
22	BYRD, Markel	6	20	8	28	2.0	1.0	2	.	.	.	18	51	27	78	2.0	1.0	3	2	.	1	.
58	DANIELS, Mauric	6	17	7	24	7.0	3.5	.	1	.	1	6	17	7	24	7.0	3.5	.	1	.	1	.
2L	LANGFORD, Ryan	6	11	12	23	5.5	1.5	.	1	.	.	17	40	45	85	7.5	1.5	.	1	.	.	.
14	HENRY, Daniel	6	14	6	20	1.0	1.0	.	1	.	.	8	17	15	32	1.0	1.0	.	1	.	.	.
12	SANTOS, Ryan	6	10	8	18	0.0	.	.	1	.	.	28	42	35	77	2.0	.	.	1	.	1	.
21	DUNCAN, Donnie	6	16	1	17	1.0	.	.	1	.	.	38	36	9	45	1.0	.	1	2	1	1	.
3	JONES, Cranston	6	15	1	16	0.0	.	1	3	.	.	42	66	32	98	4.0	.	5	14	1	.	.
91	D'AVANZO, Nik	6	10	5	15	4.0	0.5	.	1	.	.	29	44	54	98	14.0	6.0	.	.	3	1	1
54	WHITE, Donnie	6	8	6	14	3.5	2.0	.	1	.	.	27	23	27	50	6.0	3.0	.	3	.	1	.
19	MARTIN, Nias	6	12	.	12	2.0	.	.	.	1	.	6	12	.	12	2.0	.	.	.	1	.	.
8	BENNETT, Ricky	5	7	4	11	0.0	16	19	20	39	0.0
9H	HUGHES, Garrett	6	6	4	10	3.5	2.0	.	1	.	.	17	8	6	14	3.5	2.0	.	2	.	1	.
92	UDEH, William	6	2	5	7	0.0	26	15	17	32	2.5	1.5	.	1	.	.	.
5T	TIMMONS, Taylor	6	4	3	7	3.0	1.5	6	4	3	7	3.0	1.5
28	ROTHSCHILLER, Jake	6	4	2	6	0.0	6	4	2	6	0.0
4B	BROWN, Isaiah	3	4	1	5	0.0	.	.	1	.	.	18	9	7	16	0.5	.	1	3	1	.	.
98	OKONKWO, Kene	5	2	3	5	1.5	12	5	3	8	2.5	1.0
29	DONALDSON, Kenya	5	2	2	4	0.5	8	2	2	4	0.5
32	ARREDONDO, Michael	6	1	3	4	0.0	34	8	9	17	0.5	.	.	.	1	.	.
15	RUSSO, John	6	1	1	2	0.0	22	3	3	6	0.0
9	GREEN, Travis	6	2	.	2	0.0	.	1	.	.	.	6	2	.	2	0.0	.	1
TM	TEAM	5	2	.	2	2.0											
27	PARKER, Bijon	5	2	.	2	0.0	5	2	.	2	0.0
23	ADEWON, Tayo	6	1	1	2	0.0	11	1	1	2	0.0
35	MAXWELL, Kenneth	2	1	.	1	0.0	2	1	.	1	0.0
52	MABANY, Sam	3	1	.	1	0.0	4	1	.	1	0.0
46	WALSH, Michael	6	1	.	1	0.0	.	.	.	1	.	7	1	.	1	0.0	.	.	.	1	.	.
53	BAKER, Cody	6	1	.	1	0.0	6	1	.	1	0.0
2W	WOODHOUSE, Diquon	4	1	.	1	0.0	4	1	.	1	0.0
25	ANAYA, David	6	1	.	1	0.0	43	6	6	12	0.0	1	.
82	HART-JOHNSON, Dela	6	1	.	1	0.0	6	1	.	1	0.0
80	WHITE, Reece	6	1	.	1	0.0	.	.	.	1	.	35	2	.	2	0.0	.	.	.	1	.	.
95	SANDERS, Jason	6	.	1	1	0.0	18	1	4	5	0.0
59	LEE, Chris	6	.	.	.	0.0	.	.	.	1	.	15	2	1	3	1.0	1.0	.	.	1	.	.
6	PRESSLEY, Jhurell	6	.	.	.	0.0	6	.	.	.	0.0	.	.	.	1	.	.
	Total	6	265	116	381	51	19	5	14	7	2											
	Opponents	6	275	118	393	29	3	4	13	3	3											

TEAM STATISTICS

Date	Opponent	Rushing				Receiving				Passing				Kick Returns				Punt Returns				tot off		
		no.	yds	td	lg	no.	yds	td	lg	cmp	att	int	yds	td	lg	no.	yds	td	lg	no.	yds		td	lg
Sep 05	MISS. VALLEY STATE	52	339	8	64	12	172	0	26	12	19	0	172	0	26	1	32	0	32	3	17	0	13	511
Sep 12	TULSA	47	224	2	26	11	166	1	62	11	21	1	166	1	62	5	110	0	37	0	0	0	0	390
Sep 18	at Arizona State	47	184	1	65	12	111	0	36	12	29	1	111	0	36	3	48	0	20	1	7	0	7	295
Sep 26	at Wyoming	47	302	4	56	5	107	1	64	5	8	0	107	1	64	2	45	0	30	0	0	0	0	409
Oct 03	NEW MEXICO STATE	61	401	4	70	5	45	0	12	5	17	1	45	0	12	4	78	0	34	1	0	0	0	446
Oct 10	at Nevada	37	135	1	38	19	138	0	13	19	24	1	138	0	13	2	25	0	20	0	0	0	0	273
New Mexico		291	1585	20	70	64	739	2	64	64	118	4	739	2	64	17	338	0	37	5	24	0	13	2324
		252	1138	9	67	102	1326	11	93	102	172	5	1326	11	93	9	199	0	34	7	19	0	9	2464

Games: 6 • Avg/rush: 5.4 • Avg/catch: 11.5 • Pass effic: 105.66 • KR avg: 19.9 • PR avg: 4.8 • All purpose avg/game: 456.8 • Total offense avg/gm: 387.3

Date	Opponent	Tackles				Sacks		Fumble		Pass Defense			blkd kick	PAT Attempts			off		
		ua	a	total	tfl-yds	no-yds	ff	fr-yds	int-yds	qbh	brup	kick		rush	rcv	saf	t/o	pts	
Sep 05	MISS. VALLEY STATE	37	26	63	13.0-71	6.0-45	1	2-0	1-32	3	1	0	9-9	0	0	0	17	66	
Sep 12	TULSA	55	28	83	5.0-24	2.0-19	0	1-0	0-0	1	4	0	3-3	0	0	0	0	21	
Sep 18	at Arizona State	28	24	52	5.0-18	1.0-11	0	1-0	0-0	3	3	0	1-1	0	0	0	3	10	
Sep 26	at Wyoming	44	12	56	10.0-39	3.0-22	0	0-0	2-8	0	3	0	5-5	0	0	0	3	38	
Oct 03	NEW MEXICO STATE	42	12	54	10.0-43	7.0-38	1	1-0	2-15	3	3	0	4-4	1	0	1	7	38	
Oct 10	at Nevada	59	14	73	8.0-18	0.0-0	0	2-77	0-0	0	0	0	2-2	0	0	0	10	17	
New Mexico		265	116	381	51.0-213	19.0-135	2	7-77	5-55	10	14	0	24-24	1	0	1	40	190	
		275	118	393	29.0-89	3.0-15	3	3-0	4-16	1	13	0	19-20	0	0	0	23	166	

Date	Opponent	Punting										Field Goals			Kickoffs				
		no.	yds	avg	long	blkd	tb	fc	50+	i20	md-att	long	blkd	no.	yds	avg	tb	ob	
Sep 05	MISS. VALLEY STATE	1	42	42.0	42	0	0	0	0	0	1-1	28	0	11	715	65.0	5	0	
Sep 12	TULSA	6	266	44.3	50	0	0	4	1	1	0-1	0	0	4	260	65.0	4	0	
Sep 18	at Arizona State	9	382	42.4	61	0	1	3	2	2	1-2	32	0	3	195	65.0	2	0	
Sep 26	at Wyoming	5	198	39.6	58	0	0	2	1	2	1-1	22	0	7	440	62.9	7	0	
Oct 03	NEW MEXICO STATE	6	252	42.0	69	0	1	1	1	3	0-2	0	0	6	388	64.7	5	0	
Oct 10	at Nevada	7	291	41.6	56	0	0	5	1	2	1-1	42	0	4	260	65.0	3	0	
New Mexico		34	1431	42.1	69	0	2	15	6	10	4-8	42	0	35	2258	64.5	26	0	
		31	1264	40.8	60	0	1	5	9	10	9-9	41	0	34	2025	59.6	15	2	

OPPONENT STATISTICS

Date	Opponent	Rushing				Receiving				Passing				Kick Returns			Punt Returns			tot off				
		no.	yds	td	lg	no.	yds	td	lg	cmp	att	int	yds	td	lg	no.	yds	td	lg		no.	yds	td	lg
Sep 05	MISS. VALLEY STATE	40	26	0	27	6	48	0	14	6	16	1	48	0	14	6	122	0	29	0	0	0	0	74
Sep 12	TULSA	59	279	2	22	16	321	2	69	16	30	0	321	2	69	0	0	0	0	1	0	0	0	600
Sep 18	at Arizona State	30	132	1	33	22	317	3	93	22	37	0	317	3	93	1	34	0	34	2	2	0	4	449
Sep 26	at Wyoming	30	42	0	17	30	366	4	37	30	42	2	366	4	37	0	0	0	0	1	9	0	9	408
Oct 03	NEW MEXICO STATE	39	308	3	67	12	108	0	40	12	28	2	108	0	40	1	18	0	18	1	7	0	7	416
Oct 10	at Nevada	54	351	3	50	16	166	2	27	16	19	0	166	2	27	1	25	0	25	2	1	0	1	517
Opponents		252	1138	9	67	102	1326	11	93	102	172	5	1326	11	93	9	199	0	34	7	19	0	9	2464
		291	1585	20	70	64	739	2	64	64	118	4	739	2	64	17	338	0	37	5	24	0	13	2324

Games: 6 • Avg/rush: 4.5 • Avg/catch: 13.0 • Pass effic: 139.35 • KR avg: 22.1 • PR avg: 2.7 • All purpose avg/game: 449.7 • Total offense avg/gm: 410.7

Date	Opponent	Tackles				Sacks		Fumble		Pass Defense			blkd	PAT Attempts			off							
		ua	a	total	tfl-yds	no-yds	ff	fr-yds	int-yds	qbh	brup	kick	kick	rush	rcv	saf	t/o	pts						
Sep 05	MISS. VALLEY STATE	40	30	70	3.0-5	0.0-0	0	0-0	0-0	0	4	0	0-0	0	0	0	0	0	0	0	0	0	0	0
Sep 12	TULSA	48	16	64	8.0-29	1.0-5	1	1-0	1-14	0	1	0	4-4	0	0	0	0	10	40					
Sep 18	at Arizona State	56	12	68	7.0-26	2.0-10	0	0-0	1-0	0	4	0	4-4	0	0	0	0	0	34					
Sep 26	at Wyoming	40	12	52	3.0-9	0.0-0	0	0-0	0-0	0	1	0	4-4	0	0	0	0	0	28					
Oct 03	NEW MEXICO STATE	46	24	70	4.0-10	0.0-0	1	1-0	1-0	1	1	0	2-3	0	0	0	0	6	29					
Oct 10	at Nevada	45	24	69	4.0-10	0.0-0	1	1-0	1-2	0	2	0	5-5	0	0	0	0	7	35					
Opponents		275	118	393	29.0-89	3.0-15	3	3-0	4-16	1	13	0	19-20	0	0	0	0	23	166					
		265	116	381	51.0-213	19.0-135	2	7-77	5-55	10	14	0	24-24	1	0	1	40	190						

Date	Opponent	Punting									Field Goals			Kickoffs				
		no.	yds	avg	long	blkd	tb	fc	50+	i20	md-att	long	blkd	no.	yds	avg	tb	ob
Sep 05	MISS. VALLEY STATE	9	316	35.1	44	0	0	2	0	0	0-0	0	0	1	56	56.0	0	0
Sep 12	TULSA	3	112	37.3	55	0	0	1	1	2	4-4	34	0	9	570	63.3	4	0
Sep 18	at Arizona State	6	274	45.7	52	0	0	1	3	2	2-2	24	0	7	427	61.0	4	0
Sep 26	at Wyoming	5	207	41.4	55	0	0	0	2	2	0-0	0	0	4	246	61.5	1	1
Oct 03	NEW MEXICO STATE	5	238	47.6	60	0	0	1	3	2	3-3	41	0	7	361	51.6	2	1
Oct 10	at Nevada	3	117	39.0	49	0	1	0	0	2	0-0	0	0	6	365	60.8	4	0
Opponents		31	1264	40.8	60	0	1	5	9	10	9-9	41	0	34	2025	59.6	15	2
		34	1431	42.1	69	0	2	15	6	10	4-8	42	0	35	2258	64.5	26	0

PASSING

	Comp	Att	Int	Pct	Yards	TD	Long	Sack	Yds	Effic
Lamar Jordan										
Mississippi Valley State	7	7	0	100.0	103	0	26	0	0	223.6
Tulsa	8	14	1	57.1	141	1	62	0	0	151.0
Arizona State	4	11	0	36.4	22	0	13	1	3	53.2
at Wyoming	5	8	0	62.5	107	1	64	0	0	216.1
New Mexico State	5	17	1	29.4	45	0	12	0	0	39.9
at Nevada	9	12	0	75.0	56	0	12	0	0	
Austin Apodoca										
Mississippi Valley State	5	12	0	41.7	69	0	16	0	0	90.0
Tulsa	3	7	0	42.9	25	0	10	1	5	72.9
Arizona State	8	18	1	44.4	89	0	36	1	7	74.9
at Wyoming	0	0	0	0.0	0	0	0	0	0	0
at Nevada	10	12	1	83.3	82	0	13	0	0	0
Caleb Kimbro										
Mississippi Valley State	0	0	0	0.0	0	0	0	0	0	0

RUSHING & RECEIVING

RUSHING	No-Yds/TD	MVSU	TLS	ASU	WY	NMSU	NV	HI	SJ	US	BSU	CS	AF
JORDAN, Lamar	59-426/3	5-62/1	9-35/0	6-3/0	15-147/1	16-157/1	8-22/0						
PRESSLEY, Jhu	78-360/3	10-47/1	11-42/0	17-56/0	17-103/1	18-99/1	5-13/0						
GIPSON, Teriyon	53-323/4	DNP	9-71/2	10-35/0	4-7/0	19-142/1	11-68/1						
McQUARLEY, R.	28-134/3	11-53/0	1-2/0	3-3/0	5-55/2	4-14/1	4-7/0						
OWENS, Tyrone	15-103/3	3-11/2	4-3/0	4-72/1	1-2/0	-	3-15/0						
CHESTNUT, Daryl	9-101/2	6-108/2	2-5/0	-	-	-	1-2/0						
WIGGINS, Carlos	4-47/0	0-7/0	3-33/0	-	-	-	1-7/0						
GAMBLIN, Dameon	8-47/0	2-11/0	4-42/0	1-5/0	-	-	1-1/0						
ANAYA, David	9-41/1	2-12/1	-	3-22/0	2-2/0	1-5/0	1-0/0						
JORDAN, Romell	7-35/0	6-33/0	DNP	DNP	DNP	DNP	1-2/0						
ROGERS, Zack	2-10/0	-	2-10/0	-	-	-	-						
WOODHOUSE, Diq.	5-5/0	5-5/0	-	-	DNP	-	DNP						
APODOCA, Austin	6-7/0	-	2-9/0	3-2/0	-	DNP	1-4/0						
TEAM	8-40/0	2-10/0	-	DNP	3-14/0	3-16/0	-						

RECEIVING	No-Yds/TD	MVSU	TLS	ASU	WY	NMSU	NV	HI	SJ	US	BSU	CS	AF
GAMBLIN, Dameon	24-313/1	3-45/0	8-131/1	4-54/0	-	1-12/0	8-71/0						
WIGGINS, Carlos	6-140/1	2-19/0	1-39/0	2-18/0	1-64/1	-	-						
HART-JOHNSON, D	8-68/0	2-25/0	1-2/0	1-2/0	1-11/0	1-12/0	2-20/0						
WHITE, Reece	5-61/0	1-26/0	-	2-22/0	-	-	2-13/0						
GIPSON, Teriyon	8-38/0	DNP	1-2/0	1-1/0	1-4/0	1-6/0	4-29/0						
BUNDY, Marquis	3-35/0	-	-	-	1-20/0	2-15/0	-						
DAVIS, Chris	3-31/0	2-19/0	DNP	1-12/0	DNP	-	-						
JONES, Ridge	3-26/0	1-21/0	-	-	1-8/0	-	1-3/0						
QUARELLS, Matt	1-17/0	1-17/0	DNP	-	DNP	DNP	DNP						
JORDAN, Romell	1-7/0	-	DNP	DNP	DNP	DNP	1-7/0						
CHESTNUT, Daryl	1-2/0	-	-	1-2/0	-	-	-						
REED, Patrick	1-1/0	-	-	-	-	-	1-1/0						

Total Tackles	UA-A	Total	MVSU	TLS	ASU	WY	NMSU	NV	HI	SJ	US	BSU	CS	AF
CARSON, Kimmie	35-6	41	3-0	11-1	5-1	8-2	6-1	2-1						
COX, Dakota	26-15	41	1-2	7-5	4-3	5-3	6-1	3-1						
CROSBY, Lee	23-11	34	1-1	5-3	2-3	2-1	7-2	6-1						
BYRD, Markel	20-8	28	1-0	4-5	0-2	2-0	4-0	9-1						
DANIELS, Mauric	17-7	24	4-3	3-1	3-1	1-1	4-0	2-1						
LANGFORD, Ryan	11-12	23	1-2	1-3	1-3	2-0	2-2	4-2						
HENRY, Daniel	14-6	20	2-0	1-0	0-2	4-2	3-1	4-1						
SANTOS, Ryan	10-8	18	0-1	2-3	2-1	2-0	1-2	3-1						
DUNCAN, Donnie	16-1	17	2-1	2-0	5-0	5-0	-	2-0						
JONES, Cranston	15-1	16	1-0	2-0	1-0	4-0	-	7-1						
D'AVANZO, Nik	10-5	15	2-2	1-0	0-2	2-1	-	5-0						
WHITE, Donnie	8-6	14	3-2	2-0	0-1	1-0	1-1	1-2						
MARTIN, Nias	12-0	12	4-0	1-0	2-0	-	2-0	3-0						
BENNETT, Ricky	7-4	11	1-0	4-3	-	-	DNP	2-1						
HUGHES, Garrett	6-4	10	0-2	4-0	1-1	0-1	1-0	-						
TIMMONS, Taylor	4-3	7	1-1	1-0	0-1	2-0	0-1	-						
UDEH, William	2-5	7	1-1	0-2	0-1	1-1	-	-						
ROTHSCHILLER, J	4-2	6	0-1	-	1-0	1-0	1-0	1-1						
OKONKWO, Kene	2-3	5	2-1	0-2	-	-	-	DNP						
BROWN, Isaiah	4-1	5	DNP	1-0	DNP	1-0	2-1	DNP						
DONALDSON, K.	2-2	4	1-2	1-0	-	-	DNP	-						
ARREDONDO, M.	1-3	4	0-3	1-0	-	-	-	-						
GREEN, Travis	2-0	2	-	1-0	-	-	-	1-0						
TEAM	2-0	2	-	-	-	-	-	2-0						
PARKER, Bijon	2-0	2	1-0	-	-	-	1-0	DNP						
ADEWON, Tayo	1-1	2	0-1	-	-	-	1-0	-						
RUSSO, John	1-1	2	-	-	1-1	-	-	-						
WHITE, Reece	1-0	1	-	-	-	1-0	-	-						
MABANY, Sam	1-0	1	1-0	-	-	DNP	DNP	DNP						
WALSH, Michael	1-0	1	1-0	-	-	-	-	-						
WOODHOUSE, Diq.	1-0	1	1-0	-	-	DNP	-	DNP						
ANAYA, David	1-0	1	1-0	-	-	-	-	-						
SANDERS, Jason	0-1	1	-	-	0-1	-	-	-						
HART-JOHNSON, D	1-0	1	-	-	-	-	-	1-0						
MAXWELL, K.	1-0	1	DNP	DNP	-	DNP	DNP	1-0						
BAKER, Cody	1-0	1	1-0	-	-	-	-	-						

INDIVIDUAL

50-YARD TOUCHDOWN RUN

New Mexico: 70, Lamar Jordan vs. New Mexico State (10/3/2015)
Opponent: 51, Larry Rose III, New Mexico State (10/3/2015)
70-YARD RUN

New Mexico: 70, Lamar Jordan vs. New Mexico State (10/3/2015)
Opponent: 76, Dee Hart, Colorado State (11/22/2014)

70-YARD RECEPTION

New Mexico: 75, Tyler Duncan from Lamar Jordan vs. Wyoming (11/29/2014)

Opponent: 93, Demario Richard from Mike Bercovici, Arizona State (9/18/2015)

30 RUSHING ATTEMPTS

New Mexico: 41, Kasey Carrier at UTEP (2013)

Opponent: 33, Zack Langer, Tulsa (9/12/2015)

150 YARDS RUSHING

New Mexico: 157, Lamar Jordan vs. New Mexico State (10/3/2015)
Opponent: 152, Don Jackson, Nevada (10/10/2015)

200 YARDS RUSHING

New Mexico: 208, Teriyon Gipson vs. Boise State (11/8/2014)

Opponent: 260, Larry Rose III, New Mexico State (10/3/2015)

TWO PLAYERS, 100 + YARDS RUSHING

New Mexico: Lamar Jordan (157) & Teriyon Gipson (142) vs. New Mexico State (10/3/2015)

Opponent: Don Jackson (152) & James Butler (145), Nevada (10/10/2015)

THREE PLAYERS, 100 + YARDS RUSHING

New Mexico: Kasey Carrier (192), Carlos Wiggins (119) & Cole Gautsche (108) vs. UNLV (2013)

Opponent: Alvester Alexander (151), Robert Herron (122) & Austyn Carta-Samuels (119), Wyoming (2010)

30 PASS COMPLETIONS

New Mexico: 30, B.R. Holbrook vs. Texas Tech (2010)

Opponent: 30, Cameron Coffman, Wyoming (9/26/2015)

50 PASS ATTEMPTS

New Mexico: 50, B.R. Holbrook vs. Texas Tech (2010)

Opponent: 50, Willie Tuitama, Arizona (2008)

400 YARDS PASSING

New Mexico: 408, Casey Kelly vs. UNLV (2003)

Opponent: 527, Derek Carr, Fresno State (2013)

100 YARDS RUSHING & PASSING

New Mexico: Lamar Jordan (147 rushing, 107 passing) at Wyoming (9/26/2015)

Opponent: Brett Smith, Wyoming (138 rushing, 247 passing) (2013)

500 YARDS TOTAL OFFENSE

New Mexico: 594, Jeremy Leach vs. Utah (1989)

Opponent: 527, Derek Carr, Fresno State (2013)

10 PASS RECEPTIONS

New Mexico: 11, Ty Kirk vs. New Mexico State (2011)

Opponent: 10, Rashard Higgins, Colorado State (11/22/2014)

150 YARDS RECEIVING

New Mexico: 209, Deon Long vs. Sam Houston State (2011)

Opponent: 151, Demario Richard, Arizona State (9/18/2015)

2+ PLAYERS, 100 + YARDS RECEIVING

New Mexico: Deon Long (209) & Ty Kirk (127) vs. Sam Houston State (2011)

Opponent: Keyarris Garrett (102) and Josh Atkinson (119), Tulsa (9/12/2015)

SCORED THREE TOUCHDOWNS

New Mexico: 3, Teriyon Gipson vs. Boise State (11/8/2014)

Opponent: 3, Larry Rose III, New Mexico State (10/3/2015)

FOUR TOUCHDOWN PASSES

New Mexico: 4, Graham Leigh vs. Utah State (1998)

Opponent: 4, Cameron Coffman, Wyoming (9/26/2015)

FOUR RUSHING TOUCHDOWNS

New Mexico: 4, Kasey Carrier at UTEP (2013)

Opponent: 5, Dee Hart, Colorado State (11/22/2014)

THREE TOUCHDOWN RECEPTIONS

New Mexico: 3, Deon Long vs. Sam Houston State (2011)

Opponent: 3, Matt Miller, Boise State (2013)

FIVE FIELD GOALS

New Mexico: 5, James Aho vs. Arizona (2008)

Opponent: 5, Drew Dunning, Washington St. (2003)

50-YARD FIELD GOAL

New Mexico: 51, James Aho vs. Wyoming (2010)

Opponent: 52, Ben Jaekle, UNLV (2008)

TWO INTERCEPTIONS

New Mexico: 2, Destry Berry vs. Texas State (2012)

Opponent: 2, Jon Davis, Air Force (2009)

TWO FUMBLE RECOVERIES

New Mexico: 2, A.J. Butler vs. Utah (2010)

PUNT RETURN FOR TOUCHDOWN (no block)

New Mexico: 63 yards, Dwight Counter vs. Weber State (2002)

Opponent: 65 yards, Jolo Natson, Utah State (2013)

TWO PUNT RETURNS FOR TOUCHDOWN (no block)

New Mexico: Has not occurred

Opponent: 64 yards, 61 yards Cliff Harris, Oregon (2010)

KICKOFF RETURN FOR A TOUCHDOWN

New Mexico: 97 yards, Carlos Wiggins vs. Wyoming (11/29/2014)

Opponent: 100 yards, Mike Edwards, Hawaii (2012)

INTERCEPTION RETURN FOR TOUCHDOWN

New Mexico: 32 yards, Travis Green vs. Mississippi Valley State (9/5/2015)

Opponent: 65 yards, Alex Means, Air Force (2012)

BLOCKED PAT

New Mexico: Brett Bowers at UTSA (10/4/2014)

Opponent: Troy Timmerman, Air Force (2013)

BLOCKED FIELD GOAL

New Mexico: Nik D'Avanzo vs. Fresno State (2013)

Opponent: Will Tutein, Wyoming (11/29/2014)

BLOCKED FIELD GOAL RETURN

New Mexico: 45 yards, Anthony Hooks vs. UTEP (2010)

Opponent: Has not occurred

BLOCKED PUNT

New Mexico: Victor James at San Diego State (2009)

Opponent: Kamalei Correa, Boise State (11/8/2014)

FUMBLE RETURN FOR A TOUCHDOWN

New Mexico: 77 yards, Nias Martin vs. Nevada (10/10/2015)

Opponent: 25 yards, Marlon Johnson, Nevada (2011)

DEFENSIVE TWO-POINT CONVERSION

New Mexico: Brandon Branch vs. Arizona State (9/6/2014)

Opponent: Has not occurred

TEAM

OVERTIME GAME

Won 42-35 (OT) at UTEP (2013)

SHUTOUT

New Mexico: 66-0 vs. Mississippi Valley State (9/5/2015); FBS: 24-0 vs. Wyoming (2008)

Opponent: 45-0, Texas (2012)

50 POINTS

New Mexico: 66 vs. Mississippi Valley State (9/5/2015)

Opponent: 60, Boise State (11/8/2014)

60 RUSHING ATTEMPTS

New Mexico: 61 vs. New Mexico State (10/3/2015)

Opponent: 74, Air Force (10/18/2014)

300 YARDS RUSHING

New Mexico: 401 vs. New Mexico State (10/3/2015)

Opponent: 351, Nevada (10/10/2015)

400 YARDS RUSHING

New Mexico: 401 vs. New Mexico State (10/3/2015)

Opponent: 423, Arizona State (9/6/2014)

FOUR RUSHING TDS

New Mexico: 4 vs. New Mexico State (10/3/2015)

Opponent: 5, Colorado State (11/22/2014)

400 YARDS PASSING

New Mexico: 434 vs. Sam Houston State (2011)

Opponent: 406, Colorado State (2014)

FOUR PASSING TDS

New Mexico: 4 vs. Sam Houston State (2011)

Opponent: 4 at Wyoming (9/26/2015)

500 YARDS TOTAL OFFENSE

New Mexico: 511 vs. Mississippi Valley State (9/5/2015)

Opponent: 517, Nevada (10/10/2015)

30 FIRST DOWNS

New Mexico: 33 vs. San Diego State (2005)

Opponent: 30, Nevada (10/10/2015)

INTERCEPTED FIVE PASSES

New Mexico: 5 vs. San Diego State (2003)

Opponent: 5, Colorado State (2001)

100 YARDS IN PENALTIES

New Mexico: 154 vs. Tulsa (9/12/2015)

Opponent: 141, BYU (2010)

LOST FIVE FUMBLES

New Mexico: 5 vs. Brigham Young (1984)

Opponent: 5, Air Force (2007)

FAILED TO GAIN 100 YARDS RUSHING

New Mexico: 84 vs. Texas Tech (2012)

Opponent: 42 at Wyoming (9/26/2015)

FAILED TO GAIN 100 YARDS PASSING

New Mexico: 45 vs. New Mexico State (10/3/2015)

Opponent: 48 vs. Mississippi Valley State (9/5/2015)

FAILED TO GAIN 200 YARDS TOTAL OFFENSE

New Mexico: 127, Texas Tech (2012)

Opponent: 74 vs. Mississippi Valley State (9/5/2015)

RECORDED A SAFETY

New Mexico: Maurice Daniels sacked New Mexico State's Nick Jeanty in the end zone (10/3/2015)

Opponent: Team safety, TCU (2009)

NO PUNTS

New Mexico: vs. Colorado State (2013)

Opponent: Oregon (2010)

SCORED TDS ON OFFENSE, DEFENSE AND SPECIAL TEAMS

New Mexico: vs. Wyoming (11/29/2014)

Opponent: Utah (2010)

TOP MARKS BY UNM OPPONENTS VS. LOBOS

	INDIVIDUAL	TEAM	INDIVIDUAL	TEAM
First Downs		38, Texas Tech (2012)	INTs	3, Gerald Campbell, UTEP (1950)
Rushing Att.	47, Steve Bartalo, CSU (1985)			3, Gene Franz, BYU (1962)
		82, Air Force (1987)		3, Derwin Gray, BYU (1990)
Rushing Yards	325, Andre Davis, TCU (1994)			7, UTEP (1950)
		646, Air Force (1987)		7, West Texas (1950)
Long TD	94, Alvester Alexander, Wyoming (2010)			7, Arizona (1953)
Rushing Tds	6, Kapri Bibbs, Colorado State (2013)		Rec. Yards	263, Jay Miller, BYU (1973)
		10, Air Force (1987)	Receptions	22, Jay Miller, BYU (1973)
Pass Att.	69, Sonny Cumbie, Texas Tech (2004)		TD Rec.	4, Kirk Pendleton, BYU (1983)
		69, Texas Tech (2004)		4, Roger Garidel, Utah (1971)
Pass Comp.	47, Chase Holbrook, New Mexico St. (2007)		INT Return	100, Larry Durham, UTEP (1962)
		47, New Mexico St. (2007)	Field Goals	5, Hawai'i (1981)
Passing Yards	585, Robbie Bosco, BYU (1985)			5, Washington St. (2003)
		585, BYU (1985)	Long FG	56, Owen Pochman, BYU (2000)
Long Pass	98, Jack Steptoe from Dan Hagemann, Utah (1976)		Punts	13, Lonnie Crittenden, UTEP (1962)
Total Plays	84, Brad Smith, Missouri (2005)			13, UTEP (1962)
		105, Missouri (2005)		13, UTEP (1983)
Total Off.	592, Robbie Bosco, BYU (1985)		Long Punt	89, Jeff Babcock, Colorado St. (2004)
		822, Fresno State (2013)	Punt Return	95, Morris Owens, Arizona St. (1972)
TD Passes	7, Derek Carr, Fresno State (2013)		KO Return	100, Cedric Johnson, UTEP (1996)
		7, Fresno State (2013)		100, Ivory McCann, Texas Tech (2001)
		7, UTEP (1967)		

SEASON BOX SCORES



0 **GAME 1 - SEPT. 5, 2015**
ALBUQUERQUE, N.M.
ATT: 21,930

66

ALBUQUERQUE, N.M. — The University of New Mexico got a school-record tying eight rushing touchdowns and UNM's defense allowed fewer than 100 yards and recorded its first shutout since 2008 as the Lobos opened the season with a 66-0 win over Mississippi Valley State of the FCS.

The win was the largest shutout victory in 65 years, and the largest margin of victory in 55 years. The Lobos rolled up 511 yards while allowing just 74. The game actually opened up with the Delta Devils holding UNM to a three-and-out, forcing a punt. That punt was the only punt of the game as UNM scored on its next nine drives.

UNM opened the scoring with a 28-yard touchdown run from Lamar Jordan, who also went a perfect 7-for-7 passing on the evening. The Lobos then caught a break when a Romell Jordan fumble rolled into the end zone for a touchdown when starting left tackle Reno Henderson fell on the ball. It marked the first touchdown by an offensive lineman in at least 40 years. UNM then scored 17 seconds later after a fumble when Jhurrell Pressley darted in, and the rout was on.

Tyrone Owens scored two second quarter touchdowns, David Anaya added one in the third, and Daryl Chestnut's first two career carries went for 64- and 37-yard scores. Travis Green ended the scoring with a 32-yard touchdown on an interception return.

Kicker Jason Sanders, who won the placekicking job in camp, was 9-for-9 on extra points and hit a 28-yard field goal.

TEAM NOTES:

- *Attendance, despite a downpour right before the game, was 21,930. UNM's season tickets sales hit 10,277.
- *New Mexico's 38 first half points were tied for the ninth-most in school history for any half and tied for the sixth-most in school history for a first half.
- *UNM's eight rushing touchdowns tied the school record for rushing touchdowns in a game. UNM had previously done it four other times, the last against San Diego State on October 18, 2008 in a 70-7 Lobo win. It also tied the Mountain West record for rushing touchdowns in a game.
- *New Mexico held Mississippi Valley State to 26 yards rushing. The last time UNM allowed fewer than 100 yards rushing was in 2012 when the Lobos held Wyoming to just 55 yards.
- *It was the third time Bob Davie's team has scored 66 points (66-17 vs. NMSU in 2013, 66-17 vs. Southern in 2012).

UNIVERSITY OF NEW MEXICO FOOTBALL



40 **GAME 2 - SEPT. 12, 2015**
ALBUQUERQUE, N.M.
ATT: 24,167

21

ALBUQUERQUE, N.M. — The University of Tulsa was consistent, scoring 10 points in each quarter as New Mexico made a rash of uncharacteristic mistakes and lost to the Golden Hurricane 40-21 in front of 24,167 on Branch Field at University Stadium.

The game saw the lead see-saw back in forth in the opening half. UNM opened the scoring with a quick and efficient six-play drive, all on the ground with the last 13 from Teriyon Gipson, but Tulsa answered right back, and even faster. The Golden Hurricane got a 69-yard pass from Dane Evans for Josh Atkinson on their third play for a 7-7 game. After the first of four Redford Jones field goals made it 10-7, Lamar Jordan hit Dameon Gamblin for a 62-yard touchdown and UNM led 14-10 after one. Tulsa took the lead for good on another long Evans pass, this 41 yards for Kevan Lucas for a 17-14 lead.

Tulsa eventually was up 23-14 in the third when UNM got closer on a 4-yard Gipson run, and then after a stop, the Lobos had a chance for the lead but Jason Sanders missed from 42-yards out. Tulsa then went out and scored to make it 30-21 on a 1-yard run by D'Angelo Brewer.

After Jones' fourth field goal made it 33-21, it looked like UNM got within a score on a diving touchdown catch by Carlos Wiggins, but UNM was called for an illegal shift, its 13th and penultimate penalty of the game. On the next play, Jordan was intercepted, and it was all academic after that.

The Lobos did get a career night from receiver Dameon Gamblin, who caught a career-high eight passes for a career-best 131 yards. He also added 42 yards rushing on four carries.

TEAM NOTES:

- *New Mexico's second TD drive of the second quarter was actually 101 yards due to penalties.
- *New Mexico was shutout in a quarter for the first time this season when they didn't score in the second quarter.
- *The 154 penalty yards were the first time going over 100 yards since October 9, 2010 when the Lobos had 115 yards in penalties at New Mexico State. It actually was the most since 159 penalty yards against New Mexico State (on 15 penalties) in a 28-27 loss to the Aggies on September 19, 1998.
- *The nine penalties in the first half were tied for the most in any entire game in the Davie era. UNM had nine at Texas in 2012. Of the nine penalties in the first half, seven were personal fouls. UNM's total of 154 penalty yards nearly doubled the previous high under Bob Davie, which was 79 in 2012 against Texas.

Box Score (Final) The Automated ScoreBook

Miss. Valley State vs New Mexico (Sep 05, 2015 at Albuquerque, N.M.)

Score by Quarters	1	2	3	4	Total
Miss. Valley State	0	0	0	0	0
New Mexico	21	17	21	7	66

Qtr	Time	Scoring play
1st	08:08	NM - JORDAN, Lamar 28 yd run (SANDERS, Jason kick), 4-72 1:19
	02:38	NM - HENDERSON, Reno 0 yd fumble recovery (SANDERS, Jason kick), 9-74 3:14
	02:21	NM - PRESSLEY, Jhurrell 7 yd run (SANDERS, Jason kick), 1-7 0:04
2nd	13:26	NM - OWENS, Tyrone 8 yd run (SANDERS, Jason kick), 7-34 2:47
	08:43	NM - OWENS, Tyrone 1 yd run (SANDERS, Jason kick), 6-32 2:41
	00:32	NM - SANDERS, Jason 28 yd field goal, 14-69 2:55
3rd	10:28	NM - ANAYA, David 1 yd run (SANDERS, Jason kick), 4-45 1:13
	05:47	NM - CHESTNUT, Daryl 64 yd run (SANDERS, Jason kick), 3-73 1:18
	02:28	NM - CHESTNUT, Daryl 37 yd run (SANDERS, Jason kick), 4-50 1:41
4th	08:33	NM - GREEN, Travis 32 yd interception return (SANDERS, Jason kick)

	MVSU	NM
FIRST DOWNS	8	26
RUSHES-YARDS (NET)	40-26	52-339
PASSING YDS (NET)	48	172
Passes Att-Comp-Int	16-6-1	19-12-0
TOTAL OFFENSE PLAYS-YARDS	56-74	71-511
Fumble Returns-Yards	0-0	0-0
Punt Returns-Yards	0-0	3-17
Kickoff Returns-Yards	6-122	1-32
Interception Returns-Yards	0-0	1-32
Punts (Number-Avg)	9-35.1	1-42.0
Fumbles-Lost	2-2	2-0
Penalties-Yards	9-50	6-55
Possession Time	32:40	27:20
Third-Down Conversions	4 of 14	5 of 10
Fourth-Down Conversions	1 of 1	2 of 3
Red-Zone Scores-Chances	0-1	6-7
Sacks By: Number-Yards	13-40	6-45

RUSHING: Miss. Valley State-Stokes, Jr., Th 13-40; Scott, Dontrine 2-13; Price, Tre 3-8; Howard, Demariu 1-4; Foster, Gregory 1-2; Barron, Terrenc 1-1; Chambers, Booke 2-0; Dobson, Jeremy 5-minus 12; Peterson, Quant 12-minus 30. New Mexico-CHESTNUT, Daryl 6-108; JORDAN, Lamar 5-62; McQUARLEY, Richard 11-53; PRESSLEY, Jhurrell 10-47; JORDAN, Romel 6-33; ANAYA, David 2-12; OWENS, Tyrone 3-11; GAMBLIN, Dameon 2-11; WOODHOUSE, Diqun 5-5; TEAM 2-minus 10; HENDERSON, Reno 0-0; WIGGINS, Carlos 0-7.

PASSING: Miss. Valley State-Peterson, Quant 1-9-1-10; Scott, Dontrine 5-7-0-38. New Mexico-APODOCA, Austin 5-12-0-69; JORDAN, Lamar 7-7-0-103.

RECEIVING: Miss. Valley State-Howard, Demariu 2-18; Daniels, Keenan 2-12; Stokes, Jr., Th 1-10; Bryant, Jessie 1-8. New Mexico-GAMBLIN, Dameon 3-45; HART-JOHNSON, Delane 2-25; DAVIS, Chris 2-19; WIGGINS, Carlos 2-19; WHITE, Reece 1-26; JONES, Ridge 1-21; QUARELLS, Matt 1-17.

INTERCEPTIONS: Miss. Valley State-None. New Mexico-GREEN, Travis 1-32.

FUMBLES: Miss. Valley State-Chambers, Booke 1-1; Peterson, Quant 1-1. New Mexico-JORDAN, Romel 1-0; WOODHOUSE, Diqun 1-0.

Miss. Valley State (0-1) vs. New Mexico (1-0)
Date: Sep 05, 2015 • Site: Albuquerque, N.M. • Stadium: University Stadium
Attendance: 21930

Kickoff time: 6:05 pm • End of Game: 9:10 • Total elapsed time: 3:05
Officials: Referee: Dan Lewis; Umpire: Phillip Anaya; Linesman: Tim Crowley;
Line Judge: Gerald Woodruff; Back Judge: Bobby Lynn; Field Judge: Allan Nicholson;
Side Judge: Bill Roberts; Center Judge: Anthony Carter;
Temperature: 79 • Wind: SW 9mph • Weather: Showers

Box Score (Final) The Automated ScoreBook

Tulsa vs New Mexico (Sep 12, 2015 at Albuquerque, N.M.)

Score by Quarters	1	2	3	4	Total
Tulsa	10	10	10	10	40
New Mexico	14	0	7	0	21

Qtr	Time	Scoring play
1st	12:12	NM - GIPSON, Teriyon 13 yd run (SANDERS, Jason kick), 6-75 2:48
	11:26	TLS - ATKINSON, Josh 69 yd pass from EVANS, Dane (JONES, Redford kick), 3-75 0:46
	07:56	TLS - JONES, Redford 34 yd field goal, 8-56 2:18
	02:42	NM - GAMBLIN, Dameon 62 yd pass from JORDAN, Lamar (SANDERS, Jason kick), 11-75 5:14
2nd	11:30	TLS - LUCAS, Kevan 41 yd pass from EVANS, Dane (JONES, Redford kick), 3-58 0:45
	03:56	TLS - JONES, Redford 22 yd field goal, 14-68 5:44
	12:00	TLS - JONES, Redford 23 yd field goal, 12-69 3:00
3rd	09:54	NM - GIPSON, Teriyon 4 yd run (SANDERS, Jason kick), 6-63 1:58
	03:02	TLS - BREWER, D'Angelo 1 yd run (JONES, Redford kick), 8-75 1:56
4th	10:40	TLS - JONES, Redford 24 yd field goal, 7-35 1:45
	04:07	TLS - LANGER, Zack 5 yd run (JONES, Redford kick), 9-63 3:17

	TLS	NM
FIRST DOWNS	31	18
RUSHES-YARDS (NET)	59-279	47-224
PASSING YDS (NET)	321	166
Passes Att-Comp-Int	30-16-0	21-11-1
TOTAL OFFENSE PLAYS-YARDS	89-600	68-390
Fumble Returns-Yards	0-0	0-0
Punt Returns-Yards	1-0	0-0
Kickoff Returns-Yards	0-0	5-110
Interception Returns-Yards	1-14	0-0
Punts (Number-Avg)	3-37.3	6-44.3
Fumbles-Lost	1-1	2-1
Penalties-Yards	7-56	14-154
Possession Time	30:56	29:04
Third-Down Conversions	9 of 18	4 of 15
Fourth-Down Conversions	0 of 1	2 of 3
Red-Zone Scores-Chances	6-7	2-2
Sacks By: Number-Yards	1-5	2-19

RUSHING: Tulsa-LANGER, Zack 33-139; BREWER, D'Angelo 20-133; LUCAS, Kevan 2-20; EVANS, Dane 4-minus 13. New Mexico-GIPSON, Teriyon 9-71; GAMBLIN, Dameon 4-42; PRESSLEY, Jhurrell 11-42; JORDAN, Lamar 9-35; WIGGINS, Carlos 3-33; ROGERS, Zack 2-10; OWENS, Tyrone 4-3; McQUARLEY, Richard 1-2; CHESTNUT, Daryl 2-minus 5; APODOCA, Austin 2-minus 9.

PASSING: Tulsa-EVANS, Dane 16-30-0-321. New Mexico-JORDAN, Lamar 8-14-1-141; APODOCA, Austin 3-7-0-25.

RECEIVING: Tulsa-GARRETT, Keyarris 7-102; LUCAS, Kevan 4-65; ATKINSON, Josh 3-119; FLOYD, Conner 1-26; DIXON, Mandel 1-9. New Mexico-GAMBLIN, Dameon 8-131; WIGGINS, Carlos 1-39; HART-JOHNSON, Delane 1-minus 2; GIPSON, Teriyon 1-minus 2.

INTERCEPTIONS: Tulsa-THOMAS, Kerwin 1-14. New Mexico-None.

FUMBLES: Tulsa-LOUIE, Bishop 1-1. New Mexico-CHESTNUT, Daryl 1-0; GIPSON, Teriyon 1-1.

Tulsa (2-0) vs. New Mexico (1-1)
Date: Sep 12, 2015 • Site: Albuquerque, N.M. • Stadium: University Stadium
Attendance: 24167

Kickoff time: 6:04 pm • End of Game: 9:18 • Total elapsed time: 3:14
Officials: Referee: Todd LaPenta; Umpire: Jeffrey Akers; Linesman: Jeremy McCurley;
Line Judge: Charles Twiddy; Back Judge: Mike Griffith; Field Judge: Rick Santilli;
Side Judge: Ben Vasconcelis; Center Judge: Terry Killens;
Temperature: 91 • Wind: none • Weather: Perfect

SEASON BOX SCORES



10

GAME 3 - SEPT. 18, 2015

TEMPE, ARIZ.

ATT: 43,310

34

UNIVERSITY OF NEW MEXICO FOOTBALL



38

GAME 4 - SEPT. 26, 2015

LARAMIE, WYO.

ATT: 18,723

28

Tempe, Ariz. --- The New Mexico Lobos had a promising opening half but a pair of touchdowns sandwiched around halftime put the Sun Devils up 17-0 and they went on the outlast UNM 34-10 in the first road game of the season for New Mexico.

The Lobos (1-2) held defensively on its opening two drives with a pair of 3-and-outs, allowing just two yards of offense. UNM offensively was able to pick up first downs but not get into scoring range. The Sun Devils had the only score in the first 29 minutes on a Zane Gonzalez 22-yard field goal. UNM held on that drive that saw ASU (2-1) have first and goal at the 1-yard line.

UNM drove down into scoring range behind Austin Apodaca for a shot at a tying 35-yard field goal, but it was pushed wide right by Jason Sanders. ASU then went 80 yards in eight plays and scored on a 14-yard pass with 37 seconds left to take a 10-0 lead into the half.

The Sun Devil then got the opening second half kick and drove 66 yards in five plays and went up 17-0 on a 33-yard pass.

UNM answered with a career-long 65-yard touchdown up the gut by Tyrone Owens. After ASU answered with a touchdown of its own, Sanders atoned for his earlier miss with a 32-yard field goal to make it 24-10.

A huge swing came in the fourth when it looked like UNM had a safety after Mike Bercovici on heavy pressure from Garrett Hughes threw a ball into the turf at his 3-yard line, but the play was ruled to have gone beyond the line of scrimmage. ASU hurried to the line and Bercovici scrambled and hit Demario Richard for a 93-yard TD on what amounted to a broken play to make it 31-10.

UNM, after an ASU field goal, drove into scoring territory, but Apodaca was intercepted in the end zone on a pass intended for Reece White. Each team punted once after that and ASU took a knee at its own 4-yard line to end the game. Overall, UNM was outgained 449-296. The Lobo defense had five three-and-outs and twice held ASU to field goals in the red zone.

UNM opens conference play with Wyoming next Saturday in Laramie at 1 p.m. on ROOT Sports.

LARAMIE, Wyo. --- The University of New Mexico got 147 yards rushing and 107 yards passing from Lamar Jordan and UNM's defense allowed just 42 yards rushing and had a pair of fourth quarter interceptions as Lobos went on the road and won 38-28 at Wyoming in the Mountain West opener for both teams.

The win for the Lobos ended a nine-game losing streak in Mountain West openers and it gives the Lobos a two-game conference winning streak dating back to last year, both wins coming over Wyoming.

The day got off to a rousing start two plays into the game when Lamar Jordan raced for a 56-yard untouched touchdown just 46 seconds into the game. UNM went up 14-0 in the first quarter when Jhurrell Pressley, who went over the 2,000-yard mark for his career in the game, bounced one to the outside for a 19-yard touchdown.

Wyoming got it to 14-7 on the first of four Cameron Coffman touchdown passes, but that would be as close as they would get. A 64-yard Jordan to Carlos Wiggins touchdown strike made it 21-7 and Richard McQuarley scored his first career touchdown from three yards out for a 28-7 lead.

Up 28-14 in the second half, UNM got a stop on third-and-one at midfield and Wyoming elected to punt the ball away. The Lobos took that punt and drove to the Wyoming 43, facing a fourth-and-one of their own. UNM elected to go for it, and McQuarley raced 43 yards for a touchdown and an insurmountable 35-14 lead.

Wyoming got a touchdown on a replay reversal late in the third quarter to make it 35-21, but UNM got interceptions on back-to-back offensive plays for Wyoming to seal it. First Markel Byrd made a leaping snag at the UNM 21-yard line to thwart a possession, and then Dakota Cox, who had a career-high 3.5 tackles for loss, picked off a pass inside the Wyoming 20 that led to a Jason Sanders field goal.

Wyoming closed the scoring with a ricochet touchdown that bounced into the unsuspecting hands of Josh Harshman with 43 seconds left. UNM recovered the outside kick and ran out the clock.

Box Score (Final) The Automated ScoreBook New Mexico vs Arizona State (Sep 18, 2015 at Tempe, Ariz.)

Score by Quarters	1	2	3	4	Total
New Mexico	0	0	10	0	10
Arizona State	0	10	14	10	34

Qtr Time Scoring play

2nd	11:26	ASU - Gonzalez, Zane 22 yd field goal, 17-74 5:13
	00:37	ASU - White, Tim 14 yd pass from Bercovici, Mike (Gonzalez, Zane kick), 8-80 1:59
3rd	12:55	ASU - Richard, Demario 33 yd pass from Bercovici, Mike (Gonzalez, Zane kick), 5-66 1:59
	11:15	NM - OWENS, Tyrone 65 yd run (SANDERS, Jason kick), 4-75 1:40
	05:46	ASU - Bercovici, Mike 8 yd run (Gonzalez, Zane kick), 8-63 2:47
	01:44	NM - SANDERS, Jason 32 yd field goal, 6-7 2:29
4th	13:26	ASU - Richard, Demario 93 yd pass from Bercovici, Mike (Gonzalez, Zane kick), 3-93 0:28
	06:55	ASU - Gonzalez, Zane 24 yd field goal, 8-44 2:54

	NM	ASU
FIRST DOWNS	15	19
RUSHES-YARDS (NET)	47-184	30-132
PASSING YDS (NET)	111	317
Passes Att-Comp-Int	29-12-1	37-22-0
TOTAL OFFENSE PLAYS-YARDS	76-295	67-449
Fumble Returns-Yards	0-0	0-0
Punt Returns-Yards	1-7	2-2
Kickoff Returns-Yards	3-48	1-34
Interception Returns-Yards	0-0	1-0
Punts (Number-Avg)	9-42.4	6-45.7
Fumbles-Lost	0-0	2-1
Penalties-Yards	5-35	3-25
Possession Time	36:21	23:39
Third-Down Conversions	9 of 21	6 of 15
Fourth-Down Conversions	1 of 1	1 of 1
Red-Zone Scores-Chances	1-2	4-4
Sacks By: Number-Yards	1-11	2-10

RUSHING: New Mexico-OWENS, Tyrone 4-72; PRESSLEY, Jhurrell 17-56; GIPSON, Teriyon 10-35; ANAYA, David 3-22; JORDAN, Lamar 6-3; McQUARLEY, Richard 3-3; APODOCA, Austin 3-minus 2; GAMBLIN, Dameron 1-minus 5. Arizona State-Richard, Demario 15-104; Bercovici, Mike 8-15; Foster, D.J. 5-8; Brimhall, Jacom 1-6; TEAM 1-minus 1.

PASSING: New Mexico-APODOCA, Austin 8-18-1-89; JORDAN, Lamar 4-11-0-22. Arizona State-Bercovici, Mike 22-37-0-317.

RECEIVING: New Mexico-GAMBLIN, Dameron 4-54; WHITE, Reece 2-22; WIGGINS, Carlos 2-18; DAVIS, Chris 1-12; HART-JOHNSON, Delane 1-2; CHESTNUT, Daryl 1-2; GIPSON, Teriyon 1-1. Arizona State-Richard, Demario 4-151; Lucien, Devin 4-43; White, Tim 4-42; Foster, D.J. 4-16; Kohl, Kody 3-23; Jefferson, Ellis 2-18; Chambers, Gary 1-24.

INTERCEPTIONS: New Mexico-None. Arizona State-Simone, Jordan 1-0.

FUMBLES: New Mexico-None. Arizona State-White, Tim 1-1; Bercovici, Mike 1-0.

New Mexico (1-2) vs. Arizona State (2-1)
Date: Sep 18, 2015 • Site: Tempe, Ariz. • Stadium: Sun Devil Stadium
Attendance: 43310

Kickoff time: 7:07 pm • End of Game: 10:18 • Total elapsed time: 3:11
Officials: Referee: L. Clark; Umpire: M. Jordan; Linesman: B. Day;
Line Judge: J. Robinson; Back Judge: J. Nelson; Field Judge: J. Morton;
Side Judge: B. Hulscher; Center Judge: J. Love;
Temperature: 96 • Wind: WNW 9 • Weather: Partly Cloudy

Box Score (Final) The Automated ScoreBook New Mexico vs Wyoming (Sep 26, 2015 at LARAMIE, Wyo.)

Score by Quarters	1	2	3	4	Total
New Mexico	14	14	7	3	38
Wyoming	0	14	7	7	28

Qtr Time Scoring play

1st	14:14	NM - JORDAN, Lamar 56 yd run (SANDERS, Jason kick), 2-69 0:46
	02:41	NM - PRESSLEY, Jhurrell 19 yd run (SANDERS, Jason kick), 7-75 3:15
2nd	11:54	WY - WICK, Shaun 13 yd pass from COFFMAN, C. (BAILEY, Tristan kick), 11-75 5:47
	06:18	NM - WIGGINS, Carlos 64 yd pass from JORDAN, Lamar (SANDERS, Jason kick), 1-64 0:12
	01:21	NM - McQUARLEY, Richard 3 yd run (SANDERS, Jason kick), 7-61 3:21
	00:26	WY - HOLLISTER, J. 14 yd pass from COFFMAN, C. (BAILEY, Tristan kick), 7-75 0:55
3rd	07:43	NM - McQUARLEY, Richard 43 yd run (SANDERS, Jason kick), 7-80 3:36
	03:25	WY - GENTRY, Tanner 11 yd pass from COFFMAN, C. (BAILEY, Tristan kick), 8-75 4:18
4th	05:19	NM - SANDERS, Jason 22 yd field goal, 4-5 2:05
	00:43	WY - HARSHMAN, Josh 26 yd pass from COFFMAN, C. (BAILEY, Tristan kick), 8-59 1:12

	NM	WY
FIRST DOWNS	15	26
RUSHES-YARDS (NET)	47-302	30-42
PASSING YDS (NET)	107	366
Passes Att-Comp-Int	8-5-0	42-30-2
TOTAL OFFENSE PLAYS-YARDS	55-409	72-408
Fumble Returns-Yards	0-0	0-0
Punt Returns-Yards	0-0	1-9
Kickoff Returns-Yards	2-45	0-0
Interception Returns-Yards	2-8	0-0
Punts (Number-Avg)	5-39.6	5-41.4
Fumbles-Lost	0-0	1-0
Penalties-Yards	6-69	10-98
Possession Time	29:51	30:09
Third-Down Conversions	5 of 12	7 of 14
Fourth-Down Conversions	1 of 1	1 of 2
Red-Zone Scores-Chances	3-3	3-4
Sacks By: Number-Yards	3-22	0-0

RUSHING: New Mexico-JORDAN, Lamar 15-147; PRESSLEY, Jhurrell 17-103; McQUARLEY, Richard 5-55; GIPSON, Teriyon 4-7; OWENS, Tyrone 1-2; ANAYA, David 2-2; TEAM 3-minus 14. Wyoming-HILL, Brian 18-49; TAPSCOTT, Josh 1-3; WICK, Shaun 5-minus 2; COFFMAN, C. 6-minus 8.

PASSING: New Mexico-JORDAN, Lamar 5-8-0-107. Wyoming-COFFMAN, C. 30-42-2-366.

RECEIVING: New Mexico-WIGGINS, Carlos 1-64; BUNDEY, Marquis 1-20; HART-JOHNSON, Delane 1-11; JONES, Ridge 1-8; GIPSON, Teriyon 1-4. Wyoming-GENTRY, Tanner 9-130; MAULHARDT, Jake 7-67; HOLLISTER, J. 5-75; WICK, Shaun 3-35; PRICE, James 2-26; HARSHMAN, Josh 1-26; OVERSTREET, K. 1-11; VAN MAANEN, D. 1-0; HILL, Brian 1-minus 4.

INTERCEPTIONS: New Mexico-COX, Dakota 1-8; BYRD, Markel 1-0. Wyoming-None.

FUMBLES: New Mexico-None. Wyoming-PRICE, James 1-0.

New Mexico (2-2, 1-0) vs. Wyoming (0-4, 0-1)
Date: Sep 26, 2015 • Site: LARAMIE, Wyo. • Stadium: War Memorial Stadium
Attendance: 18723

Kickoff time: 1:08 pm • End of Game: 4:10 pm • Total elapsed time: 3:02
Officials: Referee: C. Castleberry; Umpire: Jim Adams; Linesman: Bill Scott;
Line Judge: Frank LeBlanc; Back Judge: Joe Wetzel; Field Judge: Randy Smith;
Side Judge: Fulton Carson; Center Judge: Stacy Hardin;
Temperature: 77 • Wind: S NW • Weather: Sunny

SEASON BOX SCORES



28 **GAME 5 - OCT. 3, 2015**
ALBUQUERQUE, N.M.



39 **ATT: 30,900**

ALBUQUERQUE, N.M. --- Down 29-14 after a third quarter field goal, UNM stormed back scoring the final 24 points as the Lobos won the 106th installment of the Rio Grande Rivalry 38-29 over New Mexico State, UNM's fourth straight win in the series and pushing the Lobos over .500 at 3-2 for the season.

The Lobo defense came up huge in the second half, holding New Mexico State to just 62 yards and three points which came after Carlos Wiggins fumbled the opening second half kickoff. While NMSU turned that fumble into a field goal, the Aggies would pick up just 51 yards the rest of the half.

From there, the comeback was on. Wiggins atoned for his fumble with a 34-yard return to set up UNM at the Aggie 40, and the Lobos went 10 plays and scored on a 6-yard Richard McQuarley run. Lamar Jordan added a two-point conversion run to cut the lead to 29-22. After a three-and-out, one of six in the game for UNM, the Lobos took advantage of good field position again when Jhurell Pressley raced 32 yards to tie the game up at 29.

UNM had a shot at the lead by Jason Sanders' 42-yard field goal attempt was pushed just wide by a strong wind, but UNM got the ball right back and Teriyon Gipson gave UNM the lead for good with 10:19 to go on a 36-yard touchdown run.

Tyler Rogers, NMSU's starting quarterback, went out with an injury and UNM forced back-up Nick Jeanty into several mistakes, including an interception by Cranston Jones and a safety to close the scoring. UNM recovered the last ditch inside kick to seal the win.

UNM had a 14-7 lead in the first quarter, scoring twice after an opening drive score for the Aggie. First, Lamar Jordan raced and danced his way to a 70-yard touchdown run, the longest of his career. After a booming Zack Rogers 69-yard punt to the 4-yard line, Lee Crosby forced a fumble by Rose in the end zone that he recovered for a touchdown and the 14-7 lead. NMSU would score the next 22 points before UNM mounted its comeback.

UNIVERSITY OF NEW MEXICO FOOTBALL



17 **GAME 6 - OCT. 10, 2015**
RENO, NEV.



35 **ATT: 20,426**

RENO, Nev. --- The University of Nevada rushed for 351 yards and got four touchdowns from quarterback Tyler Stewart, two rushing, two throwing as the Wolf Pack ended UNM's bid for its first 2-0 conference start since 1997 with a 35-17 win over New Mexico.

The Lobos (3-3, 1-1 MW) were shooting for a third straight win for the first time since the 2007 season. The Lobo offense never really got rolling, picking up just 273 yards of offense, its lowest total of the season. UNM's only offensive touchdown came when Teriyon Gipson went up the middle, cut right and outraced everyone for a 38-yard touchdown to give UNM a 10-7 lead. It was short-lived as Nevada marched down the field in four plays to take the lead for good at 14-10.

Lamar Jordan, who had back-to-back 100-yard rushing games, could only muster 22 on eight carries. He was 9-for-12 passing for 56 yards. With UNM down 28-17, the Lobos turned to Austin Apodaca, and he had his best game of his Lobo career, going 10-for-12 for 82 yards and an interception. Down 28-17, it looked like Apodaca had thrown his first touchdown pass as a Lobo, but diving for the goal line, Dameon Gamblin fumbled into the end zone, where it was recovered by the Wolf Pack for a touchback, effectively ending UNM's comeback bid.

UNM was down 21-10 entering the fourth quarter, and things looked bleak with Nevada inside the UNM red zone, but Nias Martin recovered a Stewart fumble and returned it 77 yards for a touchdown to make it 21-17. Nevada again had an answer, getting set up on first and goal after a pass interference penalty in the end zone and then getting a shot touchdown pass from Stewart to Jarred Gipson. That's when Apodaca came into the game in relief of Lamar Jordan.

UNM opened the scoring with a 42-yard field goal from Zack Rogers after his punt hit an upback and Reece White recovered it at the Nevada 25.

The Lobo defense didn't record a sack for the first time this season but score for the second straight game. Nevada outgained UNM 517-273. Nevada also racked up 30 first downs to 14 for UNM.

The Lobos return home to host Hawai'i at Branch Field at University Stadium at 5 p.m. in a game shown on both ROOT SPORTS and Oceanic back to Hawaii.

Box Score (Final) The Automated ScoreBook New Mexico State vs New Mexico (Oct 03, 2015 at Albuquerque, N.M)

Score by Quarters	1	2	3	4	Total
New Mexico State	17	9	3	0	29
New Mexico	14	0	15	9	38

Qtr	Time	Scoring play
1st	13:46	NMSU - Rose III, Larry 63 yd run (Davidson, P kick), 5-75 1:14
	12:46	NM - JORDAN, Lamar 70 yd run (SANDERS, Jason kick), 3-75 1:00
	06:38	NM - CROSBY, Lee 0 yd fumble recovery (SANDERS, Jason kick)
	05:30	NMSU - Rose III, Larry 67 yd run (Davidson, P kick), 3-75 1:08
	02:35	NMSU - Davidson, P 41 yd field goal, 4-2 1:47
2nd	04:43	NMSU - Rose III, Larry 51 yd run (Davidson, P kick failed), 2-53 0:30
	00:01	NMSU - Davidson, P 25 yd field goal, 5-75 0:35
3rd	11:40	NMSU - Davidson, P 39 yd field goal, 8-11 3:20
	06:30	NM - McQUARLEY, Richard 6 yd run (JORDAN, Lamar rush), 10-40 5:03
	02:41	NM - PRESSLEY, Jhurell 32 yd run (SANDERS, Jason kick), 4-48 1:54
4th	10:19	NM - GIPSON, Teriyon 36 yd run (SANDERS, Jason kick), 2-78 0:18
	02:00	NM - TEAM safety

	NMSU	NM
FIRST DOWNS	14	21
RUSHES-YARDS (NET)	39-308	61-401
PASSING YDS (NET)	108	45
Passes Att-Comp-Int	28-12-2	17-5-1
TOTAL OFFENSE PLAYS-YARDS	67-416	78-446
Fumble Returns-Yards	0-0	0-0
Punt Returns-Yards	1-7	1-0
Kickoff Returns-Yards	1-18	4-78
Interception Returns-Yards	1-0	2-15
Punts (Number-Avg)	5-47.6	6-42.0
Fumbles-Lost	1-1	2-1
Penalties-Yards	7-39	4-27
Possession Time	25:56	34:04
Third-Down Conversions	4 of 16	6 of 17
Fourth-Down Conversions	1 of 4	2 of 2
Red-Zone Scores-Chances	2-3	1-2
Sacks By: Number-Yards	0-0	7-38

RUSHING: New Mexico State-Rose III, Larry 21-260; Rogers, Tyler 11-41; Jeanty, Nick 5-17; Hall, Xavier 1-0; Morgan, T 1-minus 10. New Mexico-JORDAN, Lamar 16-157; GIPSON, Teriyon 19-142; PRESSLEY, Jhurell 18-99; McQUARLEY, Richard 4-14; ANAYA, David 1-5; TEAM 3-minus 16.

PASSING: New Mexico State-Rogers, Tyler 12-24-1-108; Jeanty, Nick 0-4-1-0; Morgan, T 0-0-0-0. New Mexico-JORDAN, Lamar 5-17-1-45.

RECEIVING: New Mexico State-Taylor, Tyrain 3-44; Morgan, T 3-15; Hogan, Gregory 2-28; Moore, Rayvean 2-16; Bergstrom, J 1-3; Bowen, Joshua 1-2. New Mexico-BUNNY, Marquis 2-15; HART-JOHNSON, Delane 1-12; GAMBLIN, Dameon 1-12; GIPSON, Teriyon 1-6.

INTERCEPTIONS: New Mexico State-Hogan, Gregory 1-0. New Mexico-JONES, Cranston 1-15; BYRD, Markel 1-0.

FUMBLES: New Mexico State-Rose III, Larry 1-1. New Mexico-GIPSON, Teriyon 1-0; WIGGINS, Carlos 1-1.

New Mexico State (0-4) vs. New Mexico (3-2)
Date: Oct 03, 2015 • Site: Albuquerque, N.M • Stadium: University Stadium
Attendance: 30900

Kickoff time: 6:08 pm • End of Game: 9:28 • Total elapsed time: 3:20
Officials: Referee: Jason Autrey; Umpire: Tyrone Blanks; Linesman: Bill Grier;
Line judge: Chris Conway; Back judge: Wayne Gautney; Field judge: Dan Moore;
Side judge: Fred Wiedower; Center judge: Michael Prowell;
Temperature: 74 • Wind: S @ 11 • Weather: Partly Sunny

Box Score (Final) The Automated ScoreBook New Mexico vs Nevada (Oct 10, 2015 at Reno, Nev.)

Score by Quarters	1	2	3	4	Total
New Mexico	3	7	0	7	17
Nevada	0	14	7	14	35

Qtr	Time	Scoring play
1st	09:36	NM - ROGERS, Zack 42 yd field goal, 4-0 1:11
2nd	08:54	NV - STEWART, Tyler 13 yd run (ZUZO, Brent kick), 8-80 3:09
	03:42	NM - GIPSON, Teriyon 38 yd run (ROGERS, Zack kick), 10-75 5:12
	02:37	NV - BUTLER, James 15 yd run (ZUZO, Brent kick), 4-75 1:05
3rd	03:00	NV - STEWART, Tyler 10 yd run (ZUZO, Brent kick), 9-83 3:51
4th	14:47	NM - MARTIN, Nias 77 yd fumble recovery (ROGERS, Zack kick)
	13:02	NV - GIPSON, Jarred 8 yd pass from STEWART, Tyler (ZUZO, Brent kick), 4-75 1:40
	01:18	NV - RICHARDSON, J. 27 yd pass from STEWART, Tyler (ZUZO, Brent kick), 13-80 6:42

	NM	NV
FIRST DOWNS	14	30
RUSHES-YARDS (NET)	37-135	54-351
PASSING YDS (NET)	138	166
Passes Att-Comp-Int	24-19-1	19-16-0
TOTAL OFFENSE PLAYS-YARDS	61-273	73-517
Fumble Returns-Yards	1-77	0-0
Punt Returns-Yards	0-0	2-1
Kickoff Returns-Yards	2-25	1-25
Interception Returns-Yards	0-0	1-2
Punts (Number-Avg)	7-41.6	3-39.0
Fumbles-Lost	1-1	2-2
Penalties-Yards	5-60	1-5
Possession Time	28:31	31:29
Third-Down Conversions	5 of 15	5 of 10
Fourth-Down Conversions	2 of 2	1 of 2
Red-Zone Scores-Chances	0-1	4-5
Sacks By: Number-Yards	0-0	0-0

RUSHING: New Mexico-GIPSON, Teriyon 11-68; JORDAN, Lamar 8-22; OWENS, Tyrone 3-15; PRESSLEY, Jhurell 5-13; WIGGINS, Carlos 1-7; McQUARLEY, Richard 4-7; APODOCA, Austin 1-4; JORDAN, Romell 1-2; ANAYA, David 1-0; GAMBLIN, Dameon 1-minus 1; CHESTNUT, Daryl 1-minus 2. Nevada-JACKSON, Don 22-152; BUTLER, James 21-145; STEWART, Tyler 9-57; TEAM 2-minus 3.

PASSING: New Mexico-APODOCA, Austin 10-12-1-82; JORDAN, Lamar 9-12-0-56. Nevada-STEWART, Tyler 16-19-0-166.

RECEIVING: New Mexico-GAMBLIN, Dameon 8-71; GIPSON, Teriyon 4-29; HART-JOHNSON, Delane 2-20; WHITE, Reece 2-13; JORDAN, Romell 1-7; REED, Patrick 1-1; JONES, Ridge 1-minus 3. Nevada-RICHARDSON, J. 9-121; GIPSON, Jarred 2-20; DEMPS, Wyatt 2-16; HENDERSON, H. 2-14; BUTLER, James 1-minus 5.

INTERCEPTIONS: New Mexico-None. Nevada-MOODY, Elijah 1-2.

FUMBLES: New Mexico-GAMBLIN, Dameon 1-1. Nevada-MITCHELL, E. 1-1; STEWART, Tyler 1-1.

New Mexico (3-3,1-1) vs. Nevada (3-3,1-1)
Date: Oct 10, 2015 • Site: Reno, Nev. • Stadium: Mackay Stadium
Attendance: 20426

Kickoff time: 4 p.m. • End of Game: 6:54 pm • Total elapsed time: 2:54
Officials: Referee: Eddy Shelton; Umpire: Rick Podraza; Linesman: Rick Smith;
Line judge: Keith Garmond; Back judge: Terry White; Field judge: Nick Lave;
Side judge: Fulton Carson; Center judge: Stephen Baron;
Temperature: 82 • Wind: ssw 19 • Weather: clear and sunny