



UTAH STATE FOOTBALL

12 Conference Championships • 5 Consecutive Bowl Games • 10 NFL Draft Picks Since 2011 • 42 All-Mountain West Selections

/// 2016 SCHEDULE/RESULTS ///

DATE	OPPONENT	TV	TIME/RESULT
S 1	WEBER STATE	MWN	W, 45-6
S 10	at USC	Pac-12	L, 7-45
S 16	ARKANSAS STATE	CBSSN	W, 34-20
S 24	AIR FORCE*	ESPNU	L, 20-27
O 1	at #24 Boise State*	ESPN2	L, 10-21
O 8	at Colorado State*	CBSSN	L, 24-31
O 22	FRESNO STATE*	CBSSN	W, 38-20
O 28	SAN DIEGO STATE*	CBSSN	L, 13-40
N 5	at Wyoming*	ESPN2	L, 28-52
N 12	NEW MEXICO*	ESPN2	8:15 pm
N 19	at Nevada	ESPN3	2 pm
N 26	at BYU	ESPN Net.	TBA

MOUNTAIN WEST CHAMPIONSHIP

D 3	TBA	ESPN/2	5:30 pm
-----	-----	--------	---------

* Mountain West Game

All times Mountain. Home games in **BOLD CAPS**.

/// GAME 10 INFORMATION ///

TV: ESPN2

- **Play-by-Play** Mark Neely
- **Analyst** Ray Bentley
- **Reporter** Alex Corddry
- **Comcast (Utah)** Ch. 36/669HD
- **DISH** Ch. 143
- **DirectTV** Ch. 209

RADIO: AGGIE SPORTS NETWORK

- **Play-by-Play** Al Lewis
- **Analyst** Craig Hislop
- **Local:** KVNU 610 AM
- **Online:** 610kvnu.com / Tunein.com

SOCIAL MEDIA: #AGGIESALLTHEWAY

- **Twitter/Instagram** @USUFootball
- **Facebook** USUFootball
- **YouTube** UtahStateFootball
- **Live Stats** UtahState.Statbroadcast.com


/// AGGIE RADIO NETWORKS ///

Every Utah State football game can be heard live on the Aggie Radio Network. **Al Lewis** serves as the play-by-play announcer, while **Craig Hislop** will provide color analysis. Games can also be heard on the Internet (www.UtahStateAggies.com) by clicking on the 'Listen Live' link.

- Logan KVNU (610 AM/102.1 FM)
- Logan/Tremonton KLZX (95.9 FM)
- Salt Lake City KZNS (1280 AM)
- Vernal KVEL (920 AM)
- Price KRPX (95.3 FM)
- Montpelier, ID KLZX (105.3 FM)

AGGIES HOST NEW MEXICO IN MOUNTAIN WEST PLAY SATURDAY NIGHT

Game will be televised live on ESPN2 at 8:15 p.m.



Junior QB Damion Hobbs (11) rushed for a career-high three touchdowns last weekend at Wyoming. Hobbs carried the ball six times for 24 yards and was 7-of-16 passing for 68 yards against the Cowboys. His three rushing touchdowns tied the modern day single-game school record for a quarterback.

/// THE MATCHUP ///

NEW MEXICO (6-3, 4-1 MW) vs. UTAH STATE (3-6, 1-5 MW)

SATURDAY, NOV. 12, 2016 • 8:15 P.M. (MT) • LOGAN, UTAH • MAVERIK STADIUM (25,100)

NEW MEXICO LOBOS

2016 Record: 6-3, 4-1 Mountain West

Last Game: Nov. 5, 2016

- W, 35-26 vs. Nevada

Head Coach: Bob Davie

- **School Record:** 24-35 (5th year)
- **Career Record:** 59-60 (10th year)
- **Mountain West Record:** 13-24 (5th year)
- **vs. Utah State:** 1-2

Statistical Leaders

- **Rush:** Tyrone Owens (112-890, 6 TD)
- **Pass:** Austin Apodaca (43-72, 494, 4 TD, 2 INT)
- **Rec.:** Dameon Gamblin (16-140, 1 TD)
- **Def.:** Dakota Cox (52 TKL, 4.5 TFL)



UTAH STATE AGGIES

2016 Record: 3-6, 1-5 Mountain West

Last Game: Nov. 5, 2016

- L, 52-28 at Wyoming

Head Coach: Matt Wells

- **School Record:** 28-22 (4th year)
- **Career Record:** 28-22 (4th year)
- **Mountain West Record:** 19-11 (4th year)
- **vs. New Mexico:** 2-1

Statistical Leaders

- **Rush:** Tonny Lindsey, Jr. (107-522, 3 TD)
- **Pass:** Kent Myers (168-293, 1,896, 9 TD, 5 INT)
- **Rec.:** Rayshad Lewis (36-455, 2 TD)
- **Def.:** Anthony Williams (60 TKL, 3.5 TFL)



/// KICKOFF COVERAGE ///

• Utah State (3-6, 1-5 MW) hosts New Mexico (6-3, 4-1 MW) in Mountain West action on Saturday, Nov. 12, at 8:15 p.m., in a nationally televised game on ESPN2. USU is 10-12 all-time against the Lobos, including a 6-3 home record. Overall, USU has won two of its three Mountain West games against UNM and three of the last five overall in the series.

• Utah State is 13-7 under head coach **Matt Wells** following a loss, and has lost back-to-back games just seven times in the last five seasons, a span of 70 games. USU has also lost three games in a row just once since the 2010 season.

• Utah State is 19-11 (.633) all-time in the Mountain West and has won 30 of its last 41 (.732) league games dating back to 2011.

• Utah State has won 26 of its last 31 home games (.839), including 17 of its last 20 conference home games (.850). Under head coach **Matt Wells**, USU is 18-5 (.783) at home, including a 12-3 (.800) Mountain West record. All-time, USU is 138-101 (.577) at Maverik Stadium.

• Junior QB **Kent Myers**, who is 13-10 as Utah State's starter, has 30 career touchdown passes to rank tied for ninth all-time in school history. Myers also ranks fourth all-time in school history in completion percentage (.602), ninth all-time in total offense (5,065 yards), and 10th all-time in both career passing yards (4,355) and completions (368).

• Utah State has won 16 of its last 21 games played during the month of November, including 10 of its last 11 at home. USU has also won 10 straight conference home games during the month of November with its last loss coming during the 2010 season.

• New Mexico leads the nation in rushing offense (358.8 ypg), while Utah State ranks 85th nationally in rushing defense (192.0 ypg). For Utah State, this is the third-straight game it is facing a formidable rushing attack as San Diego State ranked 14th in the nation in rushing (252.7 ypg) and Wyoming ranked 28th (223.9 ypg) when facing the Aggies.

AGGIES™



/// COACHING STAFF ///

HEAD COACH MATT WELLS

- Years Coached: 4th season
- Alma Mater: Utah State, 1996
- Career Record: 28-22 (.560)
- Record at Utah State: 28-22 (.560)
- Mountain West Record: 19-11 (.633)
- Bowl Record: 2-1 (.667)

ASSISTANT COACHES/STAFF

- Mike Canales (Assistant Head Coach/RB/TE)
- Frank Maile (Assistant Head Coach/Co-DC/DL)
- Jovon Bouknight (Co-Offensive Coordinator/WR)
- Stacy Collins (Special Teams Coordinator)
- Kendrick Shaver (Co-Defensive Coordinator/S)
- Luke Wells (Co-Offensive Coordinator/QB/RC)
- Julius Brown (Cornerbacks)
- Steve Farmer (Offensive Line)
- David Kotulski (Linebackers)
- Waqa Damuni (Asst. AD for Football Operations)
- Jared Russell (Director of Player Personnel)
- Dave Kragthorpe (Special Asst. to Head Coach)
- Brad Kragthorpe (Offensive Graduate Assistant)
- Nahfahu Tahi (Offensive Graduate Assistant)
- Matt Ah You (Defensive Graduate Assistant)
- Manoa Latu (Defensive Graduate Assistant)
- Michael Cross (Offensive Administrative Assistant)
- Kaleo Teripalua (Defensive/ST Admin. Assistant)
- Dave Scholz (Strength & Conditioning)

/// TEAM INFORMATION ///

- 2016 Record: 3-6
- MW Record (Finish): 1-5 (Mountain Division)
- Ranking (AP/Coaches): NA
- Lettermen Returning: 38 (O-20, D-15, S-3)
- Lettermen Lost: 23 (O-8, D-14, S-1)
- Starters Returning: 12 (O-9, D-3)
- Starters Lost: 14 (O-6, D-8)
- Offensive Starters Returning: 9
- OT Austin Albrecht; TE Wyatt Houston; RB LaJuan Hunt; RB Devante Mays; QB Kent Myers; WR Braelon Roberts; WR Andrew Rodriguez; OT Jake Simonich; OC Austin Stephens
- Defensive Starters Returning: 3
- DE Ricky Ali'ifu'a; FS Devin Centers; CB Jalen Davis

/// TEAM HISTORY ///

- First Year of Football: 1892
- Record (Years): 534-530-31 (116)
- Mountain West Record (Years): 19-11 (4)
- Conference Championships (Last): 12 (2012)
- All-Time Bowl Record: 4-7

/// STADIUM INFORMATION ///

- Name: Merlin Olsen Field at Maverik Stadium
- Capacity: 25,100
- Surface: AstroTurf
- Record: 138-101
- Year Built: 1968

MEDIA RELATIONS CONTACTS

- Associate Athletics Director for Media Relations **Doug Hoffman** (435-797-3714 office, 435-881-8011 cell, doug.hoffman@usu.edu) handles all media requests for the Utah State football program, along with Assistant Media Relations Coordinator **Wade Denniston** (435-797-1361 office, 435-787-8587 cell, wade.denniston@usu.edu)

WEEKLY PRESS CONFERENCE

- Utah State head coach **Matt Wells** will hold his weekly press conference every Monday during the season at 11:30 a.m. MT. Selected players will also be available. Live streaming of the press conference will be made available at UtahStateAggies.com.

PRACTICE SCHEDULE / INTERVIEW REQUESTS

- Practices are closed to the media. Requested coaches and players will be available for post-practice interviews on Tuesdays and Wednesdays for Saturday games. There is no media availability following Monday, Thursday and Friday practices. All player and assistant coaching staff interview requests should be directed to **Doug Hoffman**. Personal phone numbers will not be made available to media. Players have been instructed not to conduct interviews when contacted without prior approval from the media relations staff.

POST-GAME INTERVIEW POLICY

- The Utah State locker room is closed at all times. Requested players will be available in the Spetman Auditorium on the 2nd floor of the Jim & Carol Laub Athletics-Academics Complex immediately following head coach **Matt Wells'** post-game press conference. Live streaming of each post-game press conference will be made available at UtahStateAggies.com. Post-game interviews on the road will be held in accordance with the host school's procedures.

CREDENTIALS AND PARKING

- Requests for working credentials for the 2016 Utah State football season must be sent to **Doug Hoffman**. Media parking is located in the C lot on the north side of Maverik Stadium.

PRESS BOX AND GAMEDAY SERVICES

- Access to the press level (fifth floor) of the West Stadium Center is located on the north-west side of Maverik Stadium. A pregame meal will be served approximately one hour prior to kickoff. Packets with pregame information will be distributed in advance of kickoff on game day. Play-by-play, quarter, halftime and final statistics, along with coach and player quotes are all regular services on game day. Stat monitors with live, updated statistics are provided for radio and television, while print media can access the same information with their computers utilizing GameTracker and StatBroadcast.

PHOTOGRAPHERS' ACCESS

- Photographers have access to both the press level (fifth floor) of the West Stadium Center and the Spetman Auditorium on the 2nd floor of the Jim & Carol Laub Athletics-Academics Complex. The Spetman Auditorium is not available until one hour prior to kickoff each game day.

UTAHSTATEAGGIES.COM

- For updated statistics, rosters, game notes and all Aggie news on the Internet, go to the official Utah State Athletics website at UtahStateAggies.com. For those out of range of the Aggie Sports Network's radio broadcast, live audio of every game is available through UtahStateAggies.com's All-Access.

TWITTER

- Follow all of the Aggie coaches and the program on Twitter: **Matt Wells** @CoachWellsU-SUFB; **Mike Canales** @coachcanales; **Frank Maile** @coachfrankmaile; **Kendrick Shaver** @CoachKSHAVR; **Jovon Bouknight** @CoachBouknight; **Luke Wells** @coachlukewells; **Stacy Collins** @CoachCollinsUSU; **Julius Brown** @CoachBrown_USU; **Steve Farmer** @CoachFarmerUSU; **David Kotulski** @CoachKoto; and @USUFootball.

/// MEDIA SCHEDULE - NEW MEXICO WEEK ///

MONDAY	TUESDAY	WEDNESDAY	THURSDAY	SATURDAY	SUNDAY
Press Conference 11:30 - Players 11:45 - Matt Wells Practice Practice is Closed. No Availability.	Practice Practice is Closed. Requested players and assistant coaches available after practice. Matt Wells Radio Show 7 p.m.	Practice Practice is Closed. Requested players and assistant coaches available after practice.	Practice Practice is Closed. No Availability. FRIDAY Practice Practice is Closed. No Availability.	vs. New Mexico Kickoff - 8:15 pm TV - ESPN2 Post Game Coach Wells and requested players available in the designated media area.	No Availability





2016 UTAH STATE FOOTBALL GAME NOTES

UTAH STATE HOSTS NEW MEXICO IN FINAL HOME GAME OF THE SEASON

• Utah State (3-6, 1-5 MW) continues Mountain West play this weekend against New Mexico (6-3, 4-1 MW) in its final home game of the season on Saturday, Nov. 12, at 8:15 p.m. The game will be televised nationally on ESPN2 (Comcast Ch. 36/669HD, Dish Network Ch. 143, DirecTV Ch. 209) with Mark Neely (play-by-play), Ray Bentley (analyst) and Alex Corddry (reporter) on the call. Live audio of the game is available on-line at www.UtahStateAggies.com.

UTAH STATE ON SENIOR DAY

• Prior to its home finale against New Mexico, Utah State will honor its 25 seniors (OL **Austin Albrecht**, DE **Ricky Ali'ifua**, LB **Brock Carmen**, FS **Devin Centers**, CB **Austin Cheney**, FS **Marquan Ellison**, DE **Edmund Faimalo**, OL **Dalton Forsythe**, CB **Daniel Gray**, OL **Jude Hockel**, TE **Landon Horne**, TE **Wyatt Houston**, RB **Devante Mays**, CB **Jentz Painter**, TE **Joe Palange**, WR **Andrew Rodriguez**, NG **Travis Seefeldt**, OL **Jake Simonich**, OC **Austin Stephens**, DE **Siuu Taufa**, K **Jake Thompson**, LB **Leki Uasike**, PK **Brock Warren**, LB **Anthony Williams** and WR **Kennedy Williams**) in a pre-game ceremony. USU is 68-38-3 (.638) all-time on Senior Day and has won four of its last five games on Senior Day.

AGGIES FINISHING REGULAR SEASON WITH BACK-TO-BACK ROAD GAMES

• Utah State's home finale against New Mexico on Nov. 12 is its earliest home finale since playing Boise State on Nov. 10, 2007, in Maverik Stadium. Following its home game this weekend, USU will finish the regular season with back-to-back road games for the first time since 2007.

UTAH STATE DROPS MOUNTAIN WEST GAME AT WYOMING

• Utah State dropped its second-straight Mountain West game last weekend in a 52-28 loss at Wyoming. Those 52 points scored by the Cowboys are the most allowed by USU since 2010 when Nevada posted a 56-42 home win against the Aggies, and the most allowed by USU in series history. UW also had 528 yards of offense, a season high for an Aggie opponent, and the most allowed by USU since Air Force recorded 580 yards last season.

• Despite the loss, Utah State did score 21 points in just 2:41 during the third quarter to turn a 35-7 halftime deficit into a 35-28 game with 5:20 remaining in the third. From there, Wyoming scored the final 17 points of the game.

UTAH STATE LOSES TURNOVER BATTLE WITH WYOMING

• Utah State committed two turnovers with a fumble and interception and had one take-away with an interception in last weekend's 52-28 loss at Wyoming, marking the fourth time this year that USU has lost the turnover battle as the Aggies are 0-4 in those game.

• Utah State did force its first turnover in Mountain West play this season against Wyoming with an interception, but has forced multiple turnovers just once this season (3 vs. Arkansas State) and has forced a total of just 11 turnovers in its last 16 games dating back to last season after forcing a school-record-tying eight turnovers in its 52-26 home win against No. 21 Boise State on Oct. 16, 2015.

• Utah State has forced seven turnovers this year (five interceptions, two fumbles) and 106 turnovers in its last 59 games, including at least one turnover in 46 of its last 59 games. USU has also recorded 51 interceptions in its last 46 games, including at least one pick in 25 of its last 46 games and multiple interceptions in 15 of its last 46 games. Overall, USU has forced three or more turnovers in 12 of its last 35 games.

• Offensively, Utah State committed two turnovers against Wyoming and ranks 19th nationally in turnovers lost with 10, including ranking 23rd in the nation with just four fumbles lost.

/// BY THE NUMBERS ///

1

Over the past four seasons, Utah State is the only program among the Group of 5 (American Athletic, Conference USA, Mid-American, Mountain West and Sun Belt) to record a win against an AP Top 25 team each year. In 2012, USU won at No. 19 Louisiana Tech (48-41, OT); in 2013 USU defeated No. 24 Northern Illinois (21-14) in the SDCCU Poinsettia Bowl; in 2014 USU won at No. 18 BYU (35-20); and in 2015 USU defeated No. 21 Boise State (52-26) at home.

3

Matt Wells coached in his third bowl game in 2015 to set the school record for most bowl games by a head coach. **E. Lowell 'Dick' Romney** (1946, 1947), **John Ralston** (1960, 1961) and **Gary Andersen** (2011, 2012) all coached the Aggies in two bowl games, while **Charlie Weatherbie** (1993) and **John L. Smith** (1997) each coached one bowl game at USU.

20

Utah State is one of 20 FBS programs that have at least nine bowl teams from the 2015 season on its 2016 schedule. USC has a nation's best 11 bowl teams on this year's schedule, while BYU, Colorado, Ohio State and Ole Miss have 10. Alabama, Arkansas, Auburn, Hawai'i, Illinois, Kansas, LSU, Northwestern, Purdue, Syracuse, Texas, Utah, Utah State, Virginia and Wyoming all have nine bowl teams on its schedule from 2015.

/// MOUNTAIN WEST STANDINGS ///

MOUNTAIN	MW	Overall
Wyoming	5-0	7-2
Boise State	4-1	8-1
New Mexico	4-1	6-3
Colorado State	3-2	5-4
Air Force	2-3	6-3
Utah State	1-5	3-6

WEST	MW	Overall
San Diego State	5-0	8-1
Hawai'i	3-3	4-6
UNLV	2-3	3-6
San José State	2-4	3-7
Nevada	1-4	3-6
Fresno State	0-6	1-9

THIS WEEK'S GAMES (ALL TIMES MOUNTAIN)

Saturday, Nov. 12

• Wyoming at UNLV (ROOT)	1:30 pm
• Boise State at Hawai'i (CBSSN)	6 pm
• San Diego State at Nevada (CBSSN)	8:30 pm
• Colorado State at Air Force (ESPNU)	8:15 pm
• New Mexico at Utah State (ESPN2)	8:15 pm

/// MOUNTAIN WEST POLLS ///

• Utah State was picked third in the Mountain Division of the 2016 Mountain West Conference preseason polls, while senior DE **Ricky Ali'ifua**, senior NG **Travis Seefeldt**, senior OT **Jake Simonich** and senior OC **Austin Stephens** were all named to the league's 26-player preseason first-team.

MOUNTAIN DIVISION

Team (First-Place Votes)	Points
1. Boise State (27)	172
2. Air Force (2)	126
3. UTAH STATE	111
4. Colorado State	95
5. New Mexico	74
6. Wyoming	31

WEST DIVISION

Team (First-Place Votes)	Points
1. San Diego State (29)	174
2. Nevada	129
3. San José State	122
4. Fresno State	76
5. UNLV	73
6. Hawai'i	35

/// AGGIES vs. MOUNTAIN WEST ///

• Utah State is 146-173-8 (.459) all-time against current members of the Mountain West with a 38-25-4 record vs. Wyoming, a 33-38-2 record vs. Colorado State, a 15-7 record vs. UNLV, a 16-20-1 record vs. San José State, a 12-17-1 record vs. Fresno State, a 10-12 record vs. New Mexico, an 8-6 record vs. Hawai'i, a 6-17 record vs. Nevada, a 5-16 record vs. Boise State, a 2-3 record vs. Air Force, and a 1-12 record vs. San Diego State.



/// 2016 SEASON SUPERLATIVES ///

TOP INDIVIDUAL PERFORMANCES

RUSHING

1. Devante Mays 208 vs. Weber State
2. Tonny Lindsey, Jr. 137 at Colorado State
3. Tonny Lindsey, Jr. 98 vs. Arkansas State

PASSING

1. Kent Myers 360 vs. Air Force
2. Kent Myers 287 at Boise State
3. Kent Myers 235 at Wyoming

RECEIVING

1. Ron'quavion Tarver 143 vs. Air Force
2. Rayshad Lewis 106 at Colorado State
3. Ron'quavion Tarver 104 at Wyoming

TACKLES

1. Dallin Leavitt 15 at USC
2. Alex Huerta 13 vs. Air Force
3. Anthony Williams 13 at Wyoming

TOP TEAM PERFORMANCES - OFFENSE

RUSHING

1. 428 vs. Weber State
2. 251 at Colorado State
3. 204 vs. Fresno State

PASSING

1. 372 vs. Air Force
2. 303 at Wyoming
3. 287 at Boise State

TOTAL OFFENSE

1. 528 vs. Weber State
2. 456 at Colorado State
3. 414 vs. Air Force
414 at Wyoming

TOP TEAM PERFORMANCES - DEFENSE

RUSHING

1. 70 by Arkansas State
2. 108 by Weber State
3. 114 by Fresno State

PASSING

1. 14 by San Diego State
2. 113 by Air Force
3. 137 by Weber State

TOTAL OFFENSE

1. 245 by Weber State
2. 319 by Fresno State
3. 326 by Air Force

HOBBS TIES MODERN DAY SCHOOL RECORD IN WYOMING GAME

• Junior QB **Damion Hobbs** rushed for a career-high three touchdowns from one, two and 10 yards last weekend at Wyoming to tie the modern day school record for rushing touchdowns by a quarterback in a single game, a record that was set by fellow junior QB **Kent Myers** as a freshman in 2014 against San José State. Hobbs now has a team-best five rushing touchdowns this season on just 16 carries, which ranks sixth on the team. For his career, he has six rushing touchdowns.

• Against the Cowboys, Hobbs rushed for 24 yards on a career-high-tying six carries. He was also 7-of-16 passing for 68 yards against Wyoming, all of which are career highs.

TARVER RECORDS SECOND 100-YARD RECEIVING GAME THIS SEASON

• Sophomore WR **Ron'quavion Tarver** recorded his second 100-yard receiving game of the season and his career last weekend against Wyoming as he caught eight passes for 104 yards. His best game of the season was against Air Force as he caught nine passes for 143 yards, both of which are season highs.

• On the season, Tarver has caught 36 passes for 455 yards (12.6 ypr / 50.6 ypg) with two touchdowns and is tied with freshman WR **Rayshad Lewis** for the team lead in each of those categories.

MYERS THROWS ONE TOUCHDOWN PASS AGAINST WYOMING

• Junior QB **Kent Myers** had one touchdown pass against Wyoming and has now thrown at least one touchdown in 15 of his last 18 games and multiple touchdowns six times in his career. In all, Myers has nine touchdown passes this season and 30 in his career. For his career, Myers has thrown three or more touchdown passes in a game five times.

• Myers has a team-leading five rushes of at least 20 yards and ranks second on the team in carries (89) and yards (299). He also ranks second on the team with four rushing touchdowns this year, while his 12 career rushing touchdowns is tied for the team lead along with senior RB **Devante Mays**. In his career, Myers has two games with multiple rushing touchdowns as he had a career-high three against San José State in 2014 and two against Colorado State this year.

• For his career, Myers has an interception percentage of just 0.018, which ranks first all-time in school history, with his 30 touchdowns and 11 interceptions on 611 career attempts.

HOUSTON TIES CAREER HIGH WITH FIVE RECEPTIONS AGAINST WYOMING

• Senior TE **Wyatt Houston** tied his career high with five receptions for 37 yards in his last game against Wyoming and also had five receptions for 43 yards against Fresno State earlier this year. Overall, Houston has led the team in catches five times this season.

• Houston has caught at least one pass in 15 straight games, which is the longest active streak on the team. During that span, he has recorded 46 receptions for 493 yards and four touchdowns. Houston's streak of catching a pass in 15 straight games is the longest by an Aggie since **Hunter Sharp** (2014-15) caught at least one pass in each of his final 23 games at Utah State.

• For his career, Houston ranks second all-time in school history for touchdown receptions by a tight end with nine, trailing **Chris Cooley** (2000-03), who holds the school record with 11. Houston also ranks second all-time at USU in receiving yards by a tight end with 884 and second all-time in catches by a tight end with 81. Cooley holds the school record for both receptions (96) and receiving yards (1,258) for a tight end.

LEWIS TIES CAREER HIGH WITH SEVEN RECEPTIONS AGAINST WYOMING

• Freshman WR **Rayshad Lewis** tied his career high with seven receptions for 56 yards last weekend against Wyoming. For Lewis, it is the third time this season he has caught seven passes as he had seven catches for 82 yards at Boise State and seven catches for a season-high 106 yards at Colorado State.

• This season, Lewis has caught 36 passes for 455 yards (12.6 ypr / 50.6 ypg) with two touchdowns and is tied with sophomore WR **Ron'quavion Tarver** for the team lead in each of those categories.

DID YOU KNOW?

• Utah State has won 18 of its last 20 games, including a 1-1 record this year, when it has a 100-yard rusher, and has won 22 of its last 23 contests, including a 3-0 record this year, when rushing at least 40 times in a game.

/// AGGIE TO KEEP YOUR EYES ON ///

#23 | GAJE FERGUSON | BS | 6-0 | 205 | R-SO | MENDON, UTAH | SNOW JC | MOUNTAIN CREST HS



- Made his first career start last weekend at Wyoming and had a career-high 10 tackles, which included his first career tackle for loss. He also recorded his first career pass breakup against the Cowboys.
- Recorded five tackles two games ago against San Diego State and has averaged 7.5 tackles per game in his last two outings.
- Ranks 17th on the team with his 18 tackles this season.
- Is one of 12 Cache Valley natives on this year's roster.



WILLIAMS RECORDS CAREER HIGH IN TACKLES AGAINST WYOMING

• Redshirt senior LB **Anthony Williams** recorded a career-high 13 tackles last weekend at Wyoming for his second-career double-digit tackle outing. He also had 0.5 tackles for loss in the game, giving him 3.5 tackles for loss this year and 4.0 in his career. In his last two games, Williams is averaging 10.0 tackles per outing.

ELLISON HAS CAREER GAME AGAINST WYOMING

• Senior FS **Marquan Ellison** had his best game as an Aggie last weekend against Wyoming as he recorded his first career tackle for loss and sack, which was just his sixth career tackle. He also returned his first career kickoff for 36 yards, which is the longest kickoff return by USU this season, and finished the game with a career-best two kickoff returns for a career-high 74 yards.

UTAH STATE DEFENSIVE NOTABLES FROM WYOMING GAME

• Senior CB **Daniel Gray** intercepted his first career pass. Senior DE **Ricky Ali'ifua** recorded 1.0 sacks, giving him 2.5 sacks and 5.5 tackles for loss this year, and 7.0 sacks and 15.5 tackles for loss in his career. Senior DE **Siua Taufa** had 0.5 tackles for loss, giving him 3.5 tackles for loss this season and 7.5 in his career. Redshirt senior NG **Travis Seefeldt** recorded his first pass breakup of the season and the third of his career. Sophomore LB **Chase Christiansen** had 0.5 tackles for loss, giving him 4.0 tackles for loss this year and in his career. Freshman LB **Justus Te'i** started his first career game and recorded 0.5 tackles for loss, giving him 2.0 tackles for loss this season. Redshirt freshman NG **Christopher 'Unga** recorded his first career pass breakup.

UTAH STATE OFFENSIVE NOTABLES FROM WYOMING GAME

• Junior WR **Jaren Colston-Green** had a career-long 49-yard reception. Junior RB **Tonny Lindsey, Jr.** had a career-long 41-yard reception. Sophomore OL **Cody Boyer** and **KJ Uluave** both made their first career starts on the offensive line at left tackle and right guard, respectively.

UTAH STATE SPECIAL TEAMS NOTABLES FROM WYOMING GAME

• Sophomore P **Aaron Dalton** had one punt downed inside the 20-yard line, giving him 16 punts this year and 43 in his career downed inside the 20-yard line. Dalton also had a 54-yard punt, which is his seventh 50-plus-yard punt this season and the 16th of his career.

STOPPING THE RUN IS KEY TO UTAH STATE SUCCESS

• In its three victories this season, Utah State's run defense has allowed Weber State, Arkansas State and Fresno State to rush for a combined 292 yards and three touchdowns on 111 carries (2.6 ypc / 97.3 ypg). Against the Red Wolves, the Aggies limited ASU to 70 yards rushing on 31 carries (2.3 ypc), which is a season low by an opponent. Against the Wildcats and Bulldogs, USU allowed 108 yards rushing on 41 carries (2.6 ypc) and 114 yards on 39 carries (2.9 ypc), respectively. Conversely, in the Aggies' six losses on the season, Utah State's defense has allowed USC, Air Force, Boise State, Colorado State, San Diego State and Wyoming to rush for a combined 1,436 yards and 10 touchdowns on 286 carries (5.0 ypc / 239.3 ypg).

RUNNING THE BALL HAS BEEN KEY IN UTAH STATE'S THREE WINS

• In its three victories this season against Weber State, Arkansas State and Fresno State, Utah State's ground attack has been extremely productive as it has churned out 830 yards and 10 touchdowns on 131 carries (6.3 ypc / 276.7 ypg). The Aggies had a season-high 428 yards rushing and six touchdowns on 44 carries against the Wildcats, then followed that up with 198 yards and three more scores on 47 carries against the Red Wolves and 204 yards and a touchdown on 40 carries versus Fresno State. In its six losses, Utah State has rushed for a combined 595 yards, for an average of just 99.2 yards per game, and just two touchdowns.

DID YOU KNOW?

• Utah State is 6-5 all-time in overtime, winning three of its last four. All-time, USU is 4-2 in single-overtime games, 2-2 in double-overtime games, and 0-1 in triple-overtime games. USU's last overtime game was a 21-14 loss at Arkansas State on Sept. 20, 2014.

/// NOTES TO KEEP YOUR EYES ON ///

• In Utah State's nine games this season, the team that scores first is 8-1 with the lone exception being USU's home loss to San Diego State as the Aggies scored a touchdown on its first possession.

• Junior CB **Jalen Davis** needs eight tackles to reach 150 for his career. Senior DE **Ricky Ali'ifua** needs eight tackles to reach 100 for his career. Redshirt senior NG **Travis Seefeldt** needs 15 tackles to reach 100 for his career. Junior RB **LaJuan Hunt** needs 42 yards to become the 29th player in school history to rush for 1,000 yards in a career.

• Senior FS **Devin Centers** is the team leader in career tackles with 168, while senior DE **Ricky Ali'ifua** is the team leader in career sacks (7.0) and career tackles for loss (15.5).

• Junior QB **Kent Myers** has thrown six touchdowns and three interceptions at home this year, and three touchdowns and two interceptions on the road. For his career, Myers has 15 touchdowns and five interceptions at home, and 15 touchdowns and six interceptions on the road.

• Under head coach **Matt Wells**, Utah State has lost 22 games and 21 of those have been to teams who finished the season with winning records, with the only exception being Utah in 2013 as the Utes finished that season with a 5-7 record.

/// UTAH STATE'S RECORD WHEN... ///

	2016	Under Wells
Overall	3-6	28-22
MW	1-5	19-11
Non-Conference	2-1	9-11
Home	3-2	18-5
Away	0-4	8-16
Neutral	0-0	2-2
Current Streak	L2	L2
Current Home Streak	L1	L1
Current Away Streak	L4	L7

Day Game	0-1	8-7
Night Game	3-5	20-15
August	0-0	0-2
September	2-2	8-6
October	1-3	9-7
November	0-1	9-5
December	0-0	2-2
vs. top-25 teams	0-1	3-4
vs. non-ranked teams	3-5	25-18
vs. FCS (I-AA)	1-0	4-0
On natural grass	0-1	2-4
On artificial surface	3-5	25-18

Scoring first	3-1	22-3
Coming-from-behind	0-5	6-19
Leading after 1st quarter	2-2	17-4
Behind after 1st quarter	0-4	3-16
Tied after 1st quarter	1-0	8-2
Leading at halftime	3-1	24-3
Behind at halftime	0-5	4-17
Tied at halftime	0-0	0-2
Leading after 3rd quarter	3-0	26-1
Behind after 3rd quarter	0-5	2-18
Tied after 3rd quarter	0-1	0-3
Overtime	0-0	0-2

Scoring less than 20 points	0-3	2-14
Scoring 20 + points	3-3	26-8
Scoring 30 + points	3-0	21-0
Allowing 20 points or less	3-0	21-3
Allowing 10 points or less	1-0	9-0

With 100-yard rusher	1-1	13-2
Allowing 100-yard rusher	0-4	5-9
With 300-yard passer	0-1	3-3
Allowing 300-yard passer	0-0	2-4
Outgain opponent	2-1	25-8
Total offense + 300 yards	3-4	25-13
Allowing + 300 yards offense	1-6	15-18

No turnovers	2-1	7-2
Less than three turnovers	3-6	26-15
Three or more turnovers	0-0	2-7
No takeaways	1-3	5-9
Three or more takeaways	1-0	12-4
Fewer turnovers	2-2	16-6
Equal turnovers	1-1	5-3
More turnovers	0-3	7-13
Control time of possession	0-0	16-5
Opponent controls TOP	3-6	12-17



/// RANKINGS FOR 2016 ///

TEAM	MW	NCAA
• Passing Offense (220.1)	5	77
• Completion % (.565)	7	89
• Scoring Offense (24.3)	9	90
• Total Offense (378.4)	9	92
• Rushing Offense (158.3)	10	86
• Pass Efficiency (115.0)	10	110
• Sacks Allowed (2.78)	11	104
• Passing Defense (192.3)	4	20
• Total Defense (384.3)	4	45
• Scoring Defense (29.1)	6	76
• Sacks (1.89)	7	81
• Pass Eff. Defense (137.3)	7	85
• Rushing Defense (192.0)	8	85
• Punt Returns (7.4)	2	71
• TO Margin (-0.33)	8	90
• Kickoff Returns (19.1)	12	100
• Net Punting (32.9)	12	127

INDIVIDUAL AVG. MW NCAA

• Devin Centers (FS)			
Tackles	5.0	T-41	-
• Austin Cheney (CB)			
Punt Returns TDs ..	0.11	T-1	T-6
• Alex Huerta (LB)			
Tackles	5.0	T-41	-
• Rayshad Lewis (WR)			
Receptions	4.0	T-10	-
• Kent Myers (QB)			
Completions	18.8	2	47
Passing	211.2	2	59
Total Offense	244.4	3	53
Passing TDs	1.0	7	79
Completion %575	7	83
Passing Eff.	118.5	7	94
• Jontrell Rocquemore (FS)			
Interceptions	0.3	T-10	-
Tackles	4.9	T-49	-
• Andrew Rodriguez (WR)			
Punt Returns	6.9	4	48
• Ron'quavion Taver (WR)			
Receptions	4.0	T-10	-
• Siuu Taufa (DE)			
Fumbles Rec.	0.11	T-6	T-98
• Leki Uasike (FS)			
Tackles	6.1	T-27	-
• Brock Warren (PK)			
FG%800	7	33
Field Goals	0.89	7	77
• Anthony Williams (LB)			
Tackles	6.7	T-18	-

A LOOK AT UTAH STATE

• Utah State is 3-6 on the season and 1-5 in Mountain West play following its 52-28 road loss at Wyoming last weekend. Offensively, USU is led by junior QB **Kent Myers**, who is 168-of-293 (.573) passing for 1,896 yards (210.7 ypg) with nine touchdowns and five interceptions. Junior RB **Tonny Lindsey, Jr.** leads the team in rushing with 522 yards on 107 carries (4.9 ypc / 58.0 ypg) with three touchdowns, while sophomore WR **Ron'quavion Tarver** and freshman WR **Rayshad Lewis** both have a team-best 36 receptions for 455 yards (13.8 ypr) with two touchdowns. Defensively, red-shirt senior LB **Anthony Williams** leads the team with 60 tackles, which includes 1.0 sacks and 3.5 tackles for loss, while junior LB **Alex Huerta** has 45 tackles, which includes 2.0 tackles for loss. As a team, Utah State is averaging 24.3 points and 377.9 yards of total offense (219.6 passing, 158.3 rushing), and allowing 29.1 points and 384.3 yards of total defense (192.3 passing, 192.0 rushing).

UTAH STATE RANKS 20TH NATIONALLY IN PASSING DEFENSE

• Through the first 10 weeks of the college football season, Utah State is allowing 192.3 passing yards per game, which ranks fourth in the Mountain West and 20th nationally. USU also ranks fourth in the MW and 45th in the nation in total defense (384.3 ypg), sixth in the MW and 76th nationally in scoring defense (29.1 ppg), seventh in the MW and 81st nationally in sacks per game (1.89), seventh in the conference and 85th in the nation in passing efficiency defense (137.3), and eighth in the MW and 85th in the nation in rushing defense (192.0 ypg).

AGGIES RANK SIXTH IN THE CONFERENCE IN THIRD DOWN CONVERSIONS

• Utah State has converted 58-of-139 third downs through its first nine games, and that percentage of .417 ranks sixth in the Mountain West and 55th nationally. Last year, USU converted 35.8 percent (66-184) of its third downs.

• Offensively, Utah State ranks fifth in the Mountain West and 77th nationally in passing offense (220.1 ypg), seventh in the conference and 89th in the nation in completion percentage (.565), ninth in the MW and 90th in the nation in scoring offense (24.3 ppg), ninth in the MW and 92nd nationally in total offense (378.4 ypg), 10th in the MW and 86th nationally in rushing offense (158.3 ypg), 10th in the conference in passing efficiency (115.0) and 11th in the MW in sacks allowed (2.78 pg).

UTAH STATE RANKS 46TH NATIONALLY IN KICKOFF RETURN DEFENSE

• Utah State is allowing 19.55 yards per kickoff return to rank fifth in the Mountain West and 46th nationally. USU also ranks second in the MW and 71st in the nation in punt returns (7.4 ypr).

UTAH STATE RANKS 19TH NATIONALLY IN TURNOVERS LOST

• With its 10 turnovers this season (six interceptions, four fumbles), Utah State ranks third in the Mountain West and 19th nationally in turnovers lost, not to mention being fourth in the conference and 23rd in the nation in fumbles lost with four.

• Utah State has seven takeaways and 10 turnovers this season and ranks eighth in the Mountain West and 90th nationally in turnover margin (-0.33).

• Utah State scored three defensive touchdowns last year to rank second in the Mountain West and 25th in the nation. Over its last 43 games, USU has scored 11 defensive touchdowns.

AGGIES IN THE MOUNTAIN WEST AND NCAA RANKINGS

• Junior QB **Kent Myers** ranks second in the Mountain West and 47th in the nation in completions per game (18.8), second in the conference and 59th in the nation in passing (211.2 ypg), third in the MW and 53rd nationally in total offense (244.4 ypg), seventh in the MW and 79th in the nation with nine touchdown passes, seventh in the MW and 83rd nationally in completion percentage (.575), and seventh in the MW and 94th nationally in passing efficiency (118.5). Senior WR **Andrew Rodriguez** ranks fourth in the MW and 48th nationally in punt returns (6.9 ypr). Senior CB **Austin Cheney** ranks tied for first in the MW and tied for sixth nationally with one punt return for touchdown. Sophomore FS **Jontrell Rocquemore** ranks tied for 10th in the MW with his two interceptions and tied for 49th in the MW in tackles (4.9 pg). Senior DE **Siuu Taufa** ranks tied for sixth in the MW and tied for 98th in the nation in fumbles recovered with one. Sophomore WR **Ron'quavion Tarver** and freshman WR **Rayshad Lewis** both rank tied for 10th in the MW in receptions (4.0 pg). Redshirt senior LB **Anthony Williams** ranks tied for 18th in the MW in tackles (6.7 pg). Senior LB **Leki Uasike** ranks tied for 27th in the MW in tackles (6.1 pg). Senior FS **Devin Centers** and junior LB **Alex Huerta** both rank tied for 41st in the MW in tackles (5.0 pg). And senior PK **Brock Warren** ranks seventh in the MW and 33rd in the nation in field goal percentage (.800), and seventh in the conference and 77th nationally in field goals per game (0.89).

/// AGGIES IN THE MOUNTAIN WEST CONFERENCE ///

• Utah State is in its fourth year as a member of the Mountain West and has been a Division I-A/ Bowl Championship Series football playing school in each of its 119 seasons of competition. USU joined the Mountain States/Skyline Conference in 1938 until 1961. USU then played as a football independent from 1962-77 when the Aggies became members of the Pacific Coast Athletic Association in 1978. The PCAA changed its name to the Big West Conference in 1988. Following the 2000 season when the Big West no longer sponsored football, USU spent two years as an independent (2001-02) and two years in the Sun Belt Conference (2003-04), before joining the Western Athletic Conference for eight seasons from 2005-12.





MYERS FOURTH ALL-TIME IN SCHOOL HISTORY IN COMPLETION PERCENTAGE

• Junior QB **Kent Myers** is 368-of-611 (.602) passing for 4,355 yards with 30 touchdowns and 11 interceptions in his career, and that completion percentage ranks fourth all-time in school history behind **Darell Garretson** (.631), **Chuckie Keeton** (.629) and **Keith Myers** (.607).

• Myers ranks tied for ninth all-time in school history with 30 career touchdown passes along with **John Pappas** (1966-68), ninth all-time in total offense (5,065 yards), and 10th all-time in both career passing yards (4,355) and completions (368). Myers is also just 45 pass attempts shy of entering the top 10 all-time in that category as well.

• Myers, who is 13-10 as Utah State's starter, was named the Offensive MVP of the 2014 Gildan New Mexico Bowl as he rushed for 70 yards on 15 carries, including a 48-yard touchdown.

• Myers ranked fourth in the Mountain West in 2015 with his 16 passing touchdowns (1.79 pg). Overall, he led the team in completions (121), attempts (199), passing yards (1,593) and touchdown passes (16). He also set a career high in passing efficiency (151.56). Against Air Force (11/14), Myers set single-game career highs with 25 completions, 47 attempts, 364 passing yards and four touchdowns.

• Myers set a school single-game rushing record for a quarterback with his 191 yards against Colorado State (10/3) as he was named the Mountain West Offensive Player of the Week. Overall, he ranked second on the team during the season with his 356 rushing yards and his 39.6 rushing yards per game, while ranking third on the team with three rushing touchdowns.

MAYS RANKS 21ST ALL-TIME IN SCHOOL HISTORY IN RUSHING

• Senior RB **Devante Mays** has rushed for 1,225 yards on 202 carries (6.1 ypc) during his Aggie career with 12 touchdowns and now ranks 21st all-time in school history in rushing yards and seventh all-time in rushing average. The school record for rushing yards is 4,053 set by **Demario Brown** (1996-99), while **Michael Smith** (2009-11) owns the school record for career rushing average at 7.1 yards per carry.

• Mays has four 100-yard rushing games and four multi-touchdown games in his career, and has a team-best 12 rushing touchdowns.

WILLIAMS RANKS EIGHTH IN CAREER KICKOFF RETURN AVERAGE

• Senior WR **Kennedy Williams** has returned 37 kickoffs for 897 yards in his career and that average of 24.2 yards per kickoff return ranks third all-time in school history. **Overton Curtis** (1957-58) holds the school record as he averaged 31.0 yards per kickoff return. Williams returned 12 kickoffs for 367 yards last year and that average of 30.6 yards per kickoff return ranks second all-time at USU for a single season, trailing only **Altie Taylor** (1966-68), who averaged 31.9 yards per kickoff return during the 1967 season.

WARREN RANKS NINTH ALL-TIME IN PAT PERCENTAGE

• Senior PK **Brock Warren** is 71-of-75 all-time on extra points and that percentage of .947 ranks ninth all-time in school history. Warren also ranks sixth all-time in school history in extra points made and attempted in a career.

• Warren is 16-of-22 in his career on field goals and that percentage of .727 ranks fourth all-time in school history. This season, Warren is 8-of-10 on field goal attempts and that percentage of .800 ranks tied for seventh all-time at USU.

• Last season, Warren was 39-of-41 on extra points and ranked tied for fifth in school history for a single season in extra points made with **Brad Bohn** (1997), and fifth in school history for a single season in extra points attempted. **Josh Thompson** holds the record for both extra points made (57) and attempted (58) in a season, as both were set in 2011.

/// NOTABLES ON CURRENT AGGIES ///

• Senior wide receiver/kick returner **Kennedy Williams** was also a member of Utah State's outdoor track & field program last spring and placed seventh in the triple jump (13.97m/45-10.00) and 11th in the long jump (6.56m/21-06.25) at the Mountain West Outdoor Championships. In his first-ever collegiate meet, he finished third in the long jump with a mark of 6.73m (22-01.00) at the BYU-hosted Clarence Robison Invitational.

• Senior running back **Devante Mays** was listed as one of Bruce Feldman's Top 20 'Freaks' in college football for 2016 as he came in at No. 15 on the list due to his 41-inch vertical jump, 515-pound full squat and 425-pound bench press.

• When redshirt senior NG **Travis Seefeldt** took the field against Weber State, it was the first time he had suited up for the Aggies since recording five tackles in a 21-6 victory against UTEP in the Gildan New Mexico Bowl on Dec. 20, 2014. Seefeldt, along with a few others, were returning to Logan from an outing at Newton Reservoir in June of 2015, a popular recreational area in Cache Valley, when the Chevy Tahoe he was driving was struck on the driver's side by a semi-truck loaded with 52,000 pounds of milk. The truck pushed the Tahoe more than 75 yards before the two vehicles finally came to rest. Following the accident, Seefeldt spent over two weeks in the hospital and doctors told him he would never play football again. Senior DE **Edmund Faimalo**, sophomore DE **Adewale Adeoye**, former DE **John Taylor** and former USU softball player **Sarah Vasquez** were also injured in the crash.

/// CAREER RECORD BOOK ///

PASSING	YEARS	YDS.
1. Jose Fuentes	1999-2002	9,168
2. Chuckie Keeton	2011-pres.	7,393
3. Diondre Borel	2007-10	6,698
4. Tony Adams	1970-72	6,226
5. Brent Snyder	1987-88	6,105
6. Eric Hipple	1976-79	6,073
7. Anthony Calvillo	1992-93	5,642
8. Matt Sauk	1996-97	5,385
9. Travis Cox	2001-04	4,722
10. Kent Myers	2014-pres.	4,355

TD PASSES	YEARS	TD
1. Chuckie Keeton	2011-15	62
2. Jose Fuentes	1998-2002	60
3. Tony Adams	1970-72	52
4. Brent Snyder	1987-88	39
5. Diondre Borel	2007-10	36
6. Anthony Calvillo	1992-93	35
7. Eric Hipple	1976-79	34
8. Ron Lopez	1990-91	31
9. Kent Myers	2014-pres.	30
John Pappas	1966-68	30

TOTAL OFFENSE	YEARS	YDS.
1. Chuckie Keeton	2011-15	8,808
2. Jose Fuentes	1999-2002	8,791
3. Diondre Borel	2007-10	8,096
4. Tony Adams	1970-72	6,587
5. Eric Hipple	1976-79	6,121
6. Brent Snyder	1987-88	5,928
7. Anthony Calvillo	1992-93	5,838
8. Matt Sauk	1996-97	5,466
9. Kent Myers	2014-pres.	5,065

COMPLETIONS	YEARS	NO.
1. Jose Fuentes	1999-2002	704
2. Chuckie Keeton	2011-15	672
3. Diondre Borel	2007-10	517
4. Brent Snyder	1987-88	472
5. Eric Hipple	1976-79	459
6. Tony Adams	1970-72	456
7. Anthony Calvillo	1992-93	448
8. Travis Cox	2001-04	423
9. Leon Jackson III	2004-07	382
10. Kent Myers	2014-pres.	351

COMPLETION PCT.	YEARS	PCT.
(Minimum 150 Completions)		
1. Darell Garretson	2013-14	.631
2. Chuckie Keeton	2011-15	.629
3. Keith Myers	1976-77	.607
4. Kent Myers	2014-pres.	.603

EXTRA POINTS MADE	YEARS	PATS
1. Nick Diaz	2010-14	136
2. Brad Bohn	1997-2000	107
3. Steve Steinke	1977-80	90
4. Peter Caldwell	2007-10	85
5. Micah Knorr	1993-96	80
6. Brock Warren	2012-pres.	71

EXTRA POINTS ATT.	YEARS	ATT.
1. Nick Diaz	2010-2014	140
2. Brad Bohn	1997-2000	119
3. Steve Steinke	1977-80	95
4. Peter Caldwell	2007-10	86
5. Micah Knorr	1993-96	84
6. Brock Warren	2012-pres.	75

FIELD GOAL PCT.	YEARS	PCT.
(Minimum 20 Attempts)		
1. Russ Moody	1988-89	.846
2. Doug Beach	1990-92	.759
3. Nick Diaz	2010-14	.736
4. Brock Warren	2012-pres.	.727





/// NEW MEXICO at UTAH STATE ///



/// STATISTICAL COMPARISON ///

2016 UTAH STATE STATS (3-6/1-5 MW)

TEAM STATISTICS	USU	OPP
Points/Game	24.3	29.1
First Downs	19.3	20.8
Rushing/Game	158.3	192.0
Passing/Game	219.6	192.3
Total Offense/Game	377.9	384.3
Fumbles-Lost	12-4	6-2
Pen.Yds/Game	59/51.8	71/70.7
Time of Possession	27:27	32:3

INDIVIDUAL LEADERS

Rushing	Att	Net	Avg	TD	YPG
Lindsey, Jr.	107	522	4.9	3	58.0
Myers	89	299	3.4	4	33.2

Passing	C-A-I	Pct	Yds	TD	YPG
Myers	168-293-5	57.2	1,896	9	210.7
Hobbs	8-19-1	42.1	68	0	9.7

Receiving	Rec	Yds	Avg	TD	YPG
Lewis	36	455	12.6	2	50.6
Tarver	36	455	12.6	2	50.6
Houston	30	281	9.4	2	31.2

Defense	U-A-T	TFL	Int	FF-FR
Williams	28-32-60	3.5	0	1-0
Huerta	13-32-45	2.0	0	0-0
Centers	27-18-45	3.0	0	0-0

/// STATISTICAL COMPARISON ///

2016 NEW MEXICO STATS (6-3/4-1 MW)

TEAM STATISTICS	UNM	OPP
Points/Game	38.1	31.6
First Downs	21.3	18.3
Rushing/Game	358.8	139.4
Passing/Game	106.1	233.0
Total Offense/Game	464.9	372.4
Fumbles-Lost	12-7	10-4
Pen.Yds/Game	60/58.1	34/32.8
Time of Possession	34:48	25:12

INDIVIDUAL LEADERS

Rushing	Att	Net	Avg	TD	YPG
Owens	112	890	7.9	6	98.9
Gipson	85	817	9.6	8	116.7

Passing	C-A-I	Pct	Yds	TD	YPG
Apodaca	43-72-2	59.7	494	4	70.6
Jordan	29-57-4	50.9	407	4	50.9

Receiving	Rec	Yds	Avg	TD	YPG
Gamblin	16	140	8.8	1	15.6
Reed	10	190	19.0	1	21.1

Defense	U-A-T	TFL	Int	FF-FR
Cox	32-20-52	4.5	1	1-0
D'Avanzo	24-22-46	6.0	3	0-1
Henry	27-13-40	2.5	0	2-0

/// DID YOU KNOW? ///

• Utah State has 37 players on its roster from the state of Utah, while New Mexico has 22 players on its roster from the Land of Enchantment.

A QUICK LOOK AT NEW MEXICO

• New Mexico is 6-3 on the season and 4-1 in Mountain West play following its 35-26 home win against Nevada last weekend. The Lobos are led by senior QB Austin Apodaca, who is 43-of-72 passing for 494 yards (70.6 ypg) with four touchdowns and two interceptions. Redshirt freshman RB Tyrone Owens leads the team in rushing with 890 yards on 112 carries (7.9 ypc/98.9 ypg) with six touchdowns, and senior WR Dameon Gamblin has caught 16 passes for 140 yards (8.8 ypr/15.6 ypg) with one touchdown. Defensively, senior LB Dakota Cox has a team-best 52 tackles, which includes 2.0 sacks and 4.5 tackles for loss, while senior DE Nik D'Avanzo has 46 tackles, which includes 4.0 sacks and 6.0 tackles for loss. As a team, New Mexico is averaging 38.1 points and 464.9 yards of total offense per game (358.8 rushing, 106.1 passing) and allowing 31.6 points and 372.4 yards of total offense (233.0 passing, 139.4 rushing). New Mexico returns 15 starters (O-5, D-10) and 44 lettermen (O-19, D-22, S-3) from last year's team that went 7-6 overall and 5-3 in Mountain West play to finish tied for second in the Mountain Division. UNM finished its season with a 45-37 loss to Arizona in the New Mexico Bowl. Bob Davie is 24-35 in five seasons at New Mexico and 59-60 in 10 seasons as a collegiate head coach.

AGGIES AND LOBOS SERIES HISTORY

• Utah State trails in the all-time series against New Mexico, 12-10, but holds a 6-3 advantage at home. The first game played in the series was on Dec. 1, 1951, in Albuquerque with UNM winning 17-13. USU has won two of the last three meetings between the two teams with a 28-21 home win in 2014 and a 45-10 road win in 2013. New Mexico posted a 14-13 home win last year. USU has also won each of the last two home meetings with New Mexico and the last time the Lobos won in Logan was during the 1997 season, 25-22.

UTAH STATE AND NEW MEXICO AS CONFERENCE FOES

• Utah State and New Mexico have spent 15 years as league foes as both schools were members of the Skyline Conference from 1951 to 1961 along with its current membership in the Mountain West. The Lobos have been a member of the Mountain West since its inception in 1999, while USU joined the league prior to the 2013 season.

UTAH STATE VS. NEW MEXICO SERIES 14TH-MOST PLAYED IN SCHOOL HISTORY

• Utah State and New Mexico will be meeting for the 23rd time this weekend in what is the 14th-most played series in school history.

WELLS VERSUS NEW MEXICO

• Matt Wells is 2-1 all-time against New Mexico as Utah State's head coach and never faced the Lobos as an assistant.

UTAH STATE VERSUS THE STATE OF NEW MEXICO

• Utah State is 40-19 (.678) all-time against Division I teams from the state of New Mexico, including a 30-7 record against New Mexico State and a 10-12 record versus New Mexico.

UTAH STATE CONNECTIONS WITH NEW MEXICO

• Utah State head coach Matt Wells spent three years (2007, 2008, 2010) as an assistant coach at New Mexico as he was the wide receivers coach and recruiting coordinator in 2007 and 2008, and the wide receivers and kickoff return coach in 2010. During the 2007 season, Wells helped guide the Lobos to a 9-4 record, including tying for third place in the Mountain West with a 5-3 mark, followed by a 23-0 win against Nevada in the New Mexico Bowl. In 2010, Wells coordinated a UNM kickoff return unit that finished 27th in the Football Bowl Subdivision (FBS) with a 23.5 yards per return average. The kickoff return unit established six new school records, while tying one. Under Wells' tutelage, his kickoff return units broke or tied 16 school records, as well as breaking or tying four NCAA Football Bowl Subdivision (FBS) records. In his first coaching stint at New Mexico, Wells coached a pair of first-team all-Mountain West receivers in Travis Brown and Marcus Smith in 2007. Smith led the MW in receiving, setting a school record with 91 receptions for 1,125 yards and four touchdowns, while Brown tallied 76 catches for 1,031 yards with six scores. It was the first time in New Mexico history that two different receivers had 1,000 receiving yards in the same season. Smith was a fourth-round draft pick of the Baltimore Ravens in 2008.

/// PLAYER CONNECTIONS BETWEEN UTAH STATE AND NEW MEXICO ///

• Utah State senior OC Austin Stephens and New Mexico (UNM) senior S Daniel Henry both attended Iowa Western CC. USU senior TE Landon Horne, junior WR Connor McGuire and redshirt sophomore BS Gaje Ferguson all attended Snow College in Ephraim, Utah, as did with UNM senior S Lee Crosby. USU senior LB Brock Carmen and senior DE Edmund Faimalo both attended Riverside (Calif.) CC along with UNM senior OL Chris Lewis. USU senior RB Devante Mays and UNM junior OL Avery Jordan both attended Blinn (Texas). USU junior RB Tony Lindsey, Jr. and UNM junior P Corey Bojorquez both attended Cerritos (Calif.) JC. USU junior OL Sean Taylor and UNM senior DL Everett Powell and senior OL Tevita Fonua all attended Laney (Calif.) JC. USU redshirt freshman WR Jordan Nathan and UNM junior DL Johnny Williams both attended Mt. San Jacinto (Calif.) JC.





MORE UTAH STATE CONNECTIONS WITH NEW MEXICO

• New Mexico passing game coordinator/safeties coach **Charles McMillian** is a 1995 graduate of Utah State and played cornerback for the Aggies in 1993 and 1994, helping USU to a Big West co-Championship and its first-ever bowl win in the Las Vegas Bowl II in 1993. New Mexico defensive line coach **Stan Eggen** was the inside linebackers coach and recruiting coordinator at Utah State from 1986-90. New Mexico's Director of Recruiting, **Vince Natali**, spent the 2012 season at Utah State as an offensive graduate assistant.

STATS FOR CURRENT AGGIES WITH MULTIPLE GAMES VS. NEW MEXICO

• The following is a look at what current Utah State players have done against New Mexico in multiple games played. Senior DE **Ricky Ali'ifua** has five tackles, including 2.0 tackles for loss and 1.0 sacks, and one quarterback hurry in three games. Senior FS **Devin Centers** has nine tackles, one pass breakup and an interception that he returned for 44 yards in three games. Senior TE **Wyatt Houston** has six catches for 108 yards (18.0 ypc) and one touchdown in three games. Senior WR **Kennedy Williams** has four carries for nine yards (2.2 ypc), one catch for three yards and two kickoff returns for 87 yards (43.5 ypr) in three games. Senior CB **Daniel Gray** has three tackles in two games. Senior CB **Marquan Ellison** has one tackle in two games. Redshirt senior NG **Travis Seefeldt** has four tackles, including 1.5 tackles for loss and 1.0 sacks, in two games. Senior PK **Jake Thompson** has 12 kickoffs for 737 yards (61.4 ypk) and one touchback in two games. Junior RB **LaJuan Hunt** has 61 yards rushing and one touchdown on 10 carries (6.1 ypc), to go along with 67 yards receiving on two catches (33.5 ypc), in three games. Junior CB **Jalen Davis** has 11 tackles and one pass breakup, to go along with one kickoff return for 20 yards, in two games. Junior QB **Kent Myers** is 26-of-45 passing for 363 yards and two touchdowns, to go along with 47 yards rushing on 21 carries (2.2 ypc), in two games. Junior WR **Braelon Roberts** has two catches for 26 yards (13.0 ypc) in two games. Junior DE **Ian Togiak** has one tackle in two games.

FROM THE RECORD BOOKS

- Utah State's eight forced turnovers vs. New Mexico in 1961 is tied for the most in school history, along with the eight turnovers it forced against Boise State in 2015 and Idaho in 1971 and 1969. USU's seven recovered fumbles against UNM in 1961 is a school record.
- Utah State allowed just two first downs against New Mexico in 1953, which is tied for the school record, as it also allowed just two first downs against Idaho in 1961.
- Utah State's 470 rushing yards against New Mexico in 1960 are the second-most in school history, while its 337 rushing yards against UNM in 2013 rank as the 23rd-most.
- Utah State allowed New Mexico zero passing yards and no completions in 1954, both of which are tied for single-game school records.
- **Jose Fuentes'** 80-yard pass to **Kevin Curtis** against New Mexico in 2002 ranks tied for the 16th-longest pass play in school history, while **Travis Cox's** 79-yard pass to **Barry Tolli** against UNM in 2003 ranks tied for the 21st-longest pass play in school history.

DID YOU KNOW?

- Former Utah State PK **Brad Bohn** set a school record for points scored by a kicker with 18 against New Mexico in 1998 as USU lost to UNM, 39-36, in triple overtime. In the game, Bohn was 5-of-5 on field goals (37, 23, 23, 41, 33) and 3-for-3 on extra points. Bohn also tied the school record for field goals made and attempted in that game against the Lobos.

SERIES NOTABLES

- Despite trailing in the all-time series with New Mexico, 12-10, Utah State has out-scored the Lobos by 60 points (457-397). Utah State has held New Mexico scoreless three times (1953, 1954, 1955) and to less than 10 points six times in series history and is 6-0 in those games. In the last seven meetings in the series (1997-2015), the winning team has gained more yards rushing except for the 2002 USU win. In the last seven meetings in the series (1997-2015), New Mexico has controlled the time of possession in each game. In each of the past two games, the team who has ran more offensive plays has lost. Utah State's three turnovers in last year's game are the most by either team in the past seven meetings. Six of Utah State's last eight wins in the series have been by double digits, while five of New Mexico's last six wins have been by single digits. The team scoring first in the last four meetings has won the game.

/// UTAH STATE HAS NINE BOWL TEAMS ON ITS 2016 SCHEDULE ///

- Utah State's 2016 schedule features nine teams who played in bowl games a year ago as USC played in the Holiday Bowl (L, 23-21 vs. Wisconsin); Arkansas State played in the New Orleans Bowl (L, 47-28 vs. Louisiana Tech); Air Force played in the Armed Forces Bowl (L, 55-36 vs. California); Boise State played in the San Diego County Credit Union Poinsettia Bowl (W, 55-7 vs. Northern Illinois); Colorado State played in the NOVA Home Loans Arizona Bowl (L, 28-23 vs. Nevada); San Diego State played in the Hawaii Bowl (W, 42-7 vs. Cincinnati); New Mexico played in the Gildan New Mexico Bowl (L, 45-37 vs. Arizona); Nevada played in the NOVA Home Loans Arizona Bowl (W, 28-23 vs. Colorado State); and BYU played in the Royal Purple Las Vegas Bowl (L, 35-28 vs. Utah).

/// NEW MEXICO at UTAH STATE ///



/// SERIES HISTORY ///

Overall	USU trails, 10-12-0
In Logan	USU leads, 6-3-0
In Albuquerque	USU trails, 4-9-0
Longest USU Win Streak	3, 1953-55
Longest UNM Win Streak	4, 1956-1959
Largest USU Margin of Victory ...	(39) 46-7 -- 10/15/60
Largest UNM Margin of Victory	(28) 28-0 -- 12/6/52

/// GAME-BY-GAME RESULTS ///

12-01-51	L	13-17	A
12-06-52	L	0-28	A
09-26-53	W	6-0	H
10-02-54	W	6-0	A
10-08-55	W	18-0	H
09-29-56	L	19-27	A
10-12-57	L	10-14	H
10-11-58	L	14-34	A
10-10-59	L	6-28	H
10-15-60	W	46-7	A
10-14-61	W	41-7	H
10-13-62	L	13-14	A
10-12-63	W	47-14	H
10-17-64	W	14-3	A
09-17-66	L	8-17	A
09-20-97	L	22-25	H
09-12-98	L	36-39***	A
10-19-02	W	45-44*	H
10-04-03	L	7-34	A
10-19-13	W	45-10	A
11-15-14	W	28-21	H
11-07-15	L	13-14	A

* = overtimes

/// TOP AGGIES vs. NEW MEXICO ///

Rushing	Joey DeMartino (2013)
.....	144 yards on 12 carries
Passing	Jose Fuentes (2002)
.....	340 yards on 16-of-34 passing
Receiving	Kevin Curtis (2002)
.....	180 yards on six receptions

/// DID YOU KNOW? ///

- Utah State's 39-36 loss at New Mexico in 1998 is its only triple-overtime game in school history and the Aggies have never played in an overtime game that went longer than three periods. In fact, USU has played just 11 overtime games in school history and two have been against New Mexico as the Aggies posted a 45-44 overtime home win against UNM in 2002.
- New Mexico is USU's only opponent that it has played multiple overtime games against.
- New Mexico has scored 18 more touchdowns (46-28) and given up five more touchdowns (37-32) than Utah State has this season.



/// LAST MEETING vs. NEW MEXICO ///



November 7, 2015

UNIVERSITY STADIUM

SCORING SUMMARY

	1	2	3	4	FINAL
Utah State	0	3	7	3	13
New Mexico	0	7	7	0	14

Second Quarter

UNM - Hart-Johnson 86 yd pass from Jordan (Rogers kick, 8:59)
 USU - Warren 25 yd FG, 6:10

Third Quarter

UNM - McQuarley 3 yd run (Rogers kick, 13:20)
 USU - Rodriguez 24 yd pass from Myers (Warren kick, 5:55)

Fourth Quarter

USU - Warren 41 yd FG, 11:47
 Attendance: 19,886

TEAM STATISTICS

	USU	UNM
First Downs	13	10
Rushing	78	132
Passing	216	104
Total Offense	294	236
Fumbles: Number-Lost	2-2	2-0
Penalties: Number-Yards	2-8	7-67
Punts-Yards/Avg.	6-279/46.5	9-366/40.7
Punt returns: No-Yds-TD/Avg.	5-16-0/3.2	2-7-0/3.5
Kickoff Returns: No-Yds-TD/Avg.	1-56-0/56.0	3-62-0/20.7
Interceptions: No-Yds-TD	1-44-0	0-0-0
Fumble Returns: No-Yds-TD	0-0-0	2-0-0
Possession Time	28:46	31:14
Third-Down Conversions	4-of-15	2-of-14

INDIVIDUAL RUSHING

USU: Mays 17-29; Hobbs 4-28; Fox 1-11; Myers 11-8; Hunt 2-6; Keeton 1-1; Hervey 1-(-5)

UNM: Gipson 18-86; L. Jordan 11-45; Pressley 7-20; McQuarley 2-9; Chestnut 2-4; R. Jordan 1-1; Apodoca 4-(-18)

INDIVIDUAL PASSING (A-C-I, Yds, TD)

USU: Myers 24-13-0, 213, 1; Keeton 1-1-0, 3, 0
UNM: Jordan 5-2-0, 97, TD; Apodoca 5-2-1, 7, 0; Anaya 1-0-0, 0, 0; Rogers 1-0-0, 0, 0

INDIVIDUAL RECEIVING

USU: Sharp 5-38; Hunt 2-67; Rodriguez 2-48, TD; Houston 2-31; Roberts 2-26; Swindall 1-6
UNM: Gipson 2-15; Hart-Johnson 1-86, TD; Gamblin 1-3

USU Punt Returns: Rodriguez 5-16

USU KO Returns: Williams 1-56

USU Interception Returns: Centers 1-44

USU Tackle Leaders: Vigil 9, Filiaga 6, Fackrell 5, Hines 5, Moala 5

UTAH STATE STARTERS

OFFENSE

LT Albrecht
 LG Mosley
 C Stephens
 RG Fisilau
 RT Simonich
 WR Sharp
 WR Robinson
 TE Houston
 TE Copier
 RB Mays
 QB Myers

DEFENSE

DE Nielsen
 NG Moala
 DE Ali'ifua
 LB Fackrell
 LB Filiaga
 LB Vigil
 CB Davis
 CB Hines
 CB Hayes
 SS Evans
 FS Centers



Sophomore QB Kent Myers (2) was 13-of-24 passing for 213 yards with one touchdown in Utah State's 14-13 loss at New Mexico. Myers also rushed for five yards on 10 carries against the Lobos.

ALBUQUERQUE, N.M. - Sophomore QB Kent Myers was 13-of-24 passing for 213 yards and a touchdown, but missed opportunities proved to be Utah State's undoing in a 14-13 loss at New Mexico on Saturday, Nov. 7, 2015.

The Aggies (5-4, 4-2 Mountain West) had a golden opportunity to possibly win the game at the end, but junior PK Brock Warren's 41-yard field goal attempt was wide right with less than a minute remaining in the fourth quarter. Earlier in the fourth, he had hit a career-long 41-yarder to pull Utah State within 14-13.

Lobos QB Lamar Jordan was 2-of-5 passing for 97 yards, including an 86-yard touchdown pass to Delane Hart-Johnson that gave New Mexico (5-4, 3-2) a 7-0 lead in the second quarter.

The Aggies lost two fumbles that the Lobos turned into seven points. Utah State also turned it over on downs two out of the first three times it touched the ball. On the game's opening possession, the Aggies had it second-and-goal from the New Mexico 2-yard line, but managed to gain just one yard as Myers threw an incomplete pass on fourth down.

A penalty with less than five minutes remaining in the game also proved costly for Utah State. Myers hit sophomore RB LaJuan Hunt out of the backfield on a screen pass that turned it into a 61-yard gain. However, the play was nullified due to a holding call on the Aggies, who eventually had to punt the ball away.

Hunt did finish with two catches for 67 yards, including a career-best 63-yard reception on a first-quarter screen. Senior WR Hunter Sharp had five catches for 38 yards for Utah State, which was held to 294 yards of offense, including a season-low 78 yards rushing.

Defensively, Utah State limited New Mexico to only 236 yards of offense and 10 first downs, both season-lows for the Lobos. Junior LB Nick Vigil had nine tackles, including 1.0 tackles for loss, to lead the Aggies, who had won two straight against UNM.

Playing in his first game back since suffering a knee injury against Boise State three games earlier, senior NG David Moala recorded two tackles for loss, a sack and a forced fumble on back-to-back plays in the second quarter. Moala finished with five total tackles, to go along with his first career pass breakup.

Following a scoreless first quarter, New Mexico cracked the scoreboard on the 86-yard touchdown pass from Jordan to Hart-Johnson. It was the longest play from scrimmage allowed by the Aggies since a 92-yard touchdown run by Oklahoma in 2007. Utah State answered back on its ensuing possession courtesy of a 25-yard field goal by Warren.

The second half started promisingly for the Aggies as the defense forced the Lobos to go three-and-out on their first possession. However, junior WR Andrew Rodriguez fumbled the ensuing punt return and New Mexico recovered it at the USU 3-yard line.

One play later, the Lobos cashed in on the turnover when Richard McQuarley scored on a run right up the middle to give the hosts a 14-3 lead with 13:20 left in the third.

Utah State pulled within 14-10 with 5:55 remaining in the third when Rodriguez made a spectacular diving 24-yard touchdown catch in the end zone. It was the first touchdown reception of his career.

Following an interception by junior FS Devin Centers, who returned it 45 yards, the Aggies pulled even closer when Warren drilled his 41-yarder, making it 14-13 with 11:47 remaining.



Junior LB Nick Vigil (41) had nine tackles, including 1.0 tackles for loss, against the Lobos.





2016 UTAH STATE FOOTBALL GAME NOTES



Freshman QB Kent Myers (2) was 13-of-21 passing for 150 yards with one touchdown and one interception in Utah State's 28-21 home win against New Mexico. Myers also had career-highs in rushing attempts (10) and rushing yards (39) against the Lobos.

LOGAN, Utah - Junior WR's JoJo Natson and Devonte Robinson each scored rushing touchdowns to help Utah State (8-3, 5-1) post a 28-21 Mountain West home win against New Mexico (3-7, 1-5) on Saturday, Nov. 15, 2014.

Utah State rushed for 272 yards on the afternoon as part of its 422 yards of total offense as it also passed for 150 yards. New Mexico finished the game with 400 yards of total offense, with 246 yards rushing and 154 yards passing. The 246 rushing yards by the Lobos are the most allowed by an Aggie defense since 2010.

Freshman QB Kent Myers was 13-of-21 passing for Utah State for 150 yards with one touchdown and his first career interception, and added career-highs in both rushing attempts (10) and yards (39).

Natson rushed for 70 yards on five carries, including a 48-yard touchdown, and Robinson added a 59-yard touchdown run. Freshman RB LaJuan Hunt also scored a rushing touchdown from 1-yard out and finished the game with 55 yards on eight carries.

Redshirt freshman QB Lamar Jordan paced New Mexico with 80 rushing yards on 23 carries, while completing 8-of-18 passes for 154 yards with one touchdown and one interception.

Sophomore LB Nick Vigil had 13 tackles, while senior LB Zach Vigil had 10 stops. Senior SS Frankie Sutura added seven stops and intercepted his seventh pass of the season, which ranks tied for the third-most interceptions in a single-season in school history.

Hunt got Utah State on the scoreboard midway through the first quarter on a 1-yard run to give the home team a 7-0 lead. During the drive, Hunt recorded a career-long rush of 47 yards to set up the touchdown as the Aggies drove 49 yards in just four plays.

New Mexico tied the game late in the first quarter on a 1-yard touchdown run by David Anaya to cap a 6-play, 33 yard drive following Myers first career interception.

On the first play of the second quarter, Robinson rushed 59 yards for his first career rushing touchdown to give the home team a 14-7 lead. New Mexico answered right back on its next series as Romell Jordan scored on a 72-yard run on UNM's second play to tie the game at 14-14. For USU, that was the longest rushing play allowed dating back to the 2007 season.

Utah State regained the lead late in the second quarter as Myers hit sophomore TE Wyatt Houston from 10-yards out to cap a 9-play, 79-yard drive giving USU a 21-14 lead heading into halftime. Houston finished the game with three receptions for a career-high 54 yards.

Utah State scored the only points of the third quarter on Natson's 48 yard run to cap a 4-play, 91-yard drive to give USU its largest lead of the game at 28-14.

New Mexico finally got on the board in the second half late in the fourth quarter on a 59-yard touchdown pass from Lamar Jordan to Tyler Duncan to cap a 9-play, 99-yard drive that took 4:10 off the clock.

However, that would be the last time the Lobos would touch the ball as Utah State rushed nine times for 48 yards on its next drive to take the final 4:17 off the clock in posting the seven-point win.



Sophomore LB Nick Vigil (41) had 13 tackles, including 1.0 for loss, against the Lobos.

/// LAST HOME MEETING vs. NEW MEXICO ///



NOVEMBER 15, 2014

MERLIN OLSEN FIELD AT MAVERIK STADIUM

SCORING SUMMARY

	1	2	3	4	FINAL
New Mexico	7	7	0	7	21
Utah State	7	14	7	0	28

First Quarter

USU - Hunt 1 yd rush (Diaz kick, 6:50)

NM - Anaya 1 yd rush (Rogers kick, 1:15)

Second Quarter

USU - Robinson 59 yd rush (Diaz kick, 14:47)

NM - R. Jordan 72 yd rush (Rogers kick, 14:22)

USU - Houston 10 yd pass from Myers (Diaz kick, 7:25)

Third Quarter

USU - Natson 48 yd rush (Diaz kick, 7:25)

Fourth Quarter

UNLV - Duncan 59 yd pass from L. Jordan (Rogers kick, 4:17)

Attendance: 19,591

TEAM STATISTICS

	UNM	USU
First Downs	18	19
Rushing	246	272
Passing	154	150
Fumbles: Number-Lost	2-0	1-0
Penalties: Number-Yards	3-16	3-25
Punts-Yards/Avg.	5-232/46.4	5-222/44.4
Punt returns: No-Yds-TD/Avg.	0-0-0/0.0	4-44-0/11.0
Kickoff Returns: No-Yds-TD/Avg.	4-61-0/15.3	2-51-0/25.5
Interceptions: No-Yds-TD	1-33-0	1-0-0
Fumble Returns: No-Yds-TD	0-0-0	0-0-0
Possession Time	33:02	26:58
Third-Down Conversions	8-of-15	6-of-12

INDIVIDUAL RUSHING

UNM: R. Jordan, 9-96 TD; L. Jordan, 23-80; Gipson, 12-42; Anaya, 4-27 TD; Pressley, 1-1.

USU: Natson, 5-70 TD; Hill, 10-63; Robinson, 1-59 TD; Hunt, 8-55 TD; Myers, 10-39; Team 2-(-14).

INDIVIDUAL PASSING (C-A-I, Yds, TD)

UNM: L. Jordan, 8-18-1, 154, 1.

USU: Myers, 13-21-1, 150, 1.

INDIVIDUAL RECEIVING

UNM: Duncan, 2-74 TD; Magnant, 2-16; White, 1-29; R. Jordan, 1-22; Jones, 1-10; Bundy, 1-3.

USU: Sharp, 4-8; Butler, 3-60; Houston, 3-54 TD; Robinson, 2-19; Natson 1-9.

USU Punt Returns: Natson, 4-44

USU KO Returns: Davis, 1-20, Williams, 1-31

USU Interception Returns: Sutura, 1-0

USU Tackle Leaders: N. Vigil 13, Z. Vigil 10, Davis 7, Sutura 7, Suite 6, Centers 6, Nielsen 5.

UTAH STATE STARTERS

OFFENSE

LT Whimpey
LG Mosley
C Stephens
RG Fisilau
RT Simonich
WR Robinson
WR Sharp
WR Natson
TE Court
RB Hunt
QB Myers

DEFENSE

DE Larsen
DT Matagi
DT Seefeldt
DE Nielsen
LB N. Vigil
LB Z. Vigil
CB Stewart
CB Davis
SS Sutura
FS Centers
FS Suite





/// WHAT'S BACK IN 2016 ///

OFFENSE	STAT	RETURN	PCT.
• Pass Att.	403	204	50.1
• Pass Comp.	229	125	54.6
• Pass Yds.	2,672	1,666	62.4
• Pass TDs	21	17	81.0
• Receptions	229	124	54.1
• Rec. Yds.	2,672	1,333	49.9
• Rec. TDs	21	7	33.3
• Rush Att.	481	408	84.8
• Rush Yds.	2,146	1,943	90.5
• Rush TDs	22	19	86.4
• Total Offense	4,818	3,609	74.9
• Total TDs	49	29	59.2

DEFENSE	STAT	RETURN	PCT.
• Tackles	929	265	28.5
• Tackles for Loss	86.0	12.0	13.4
• Sacks	27.0	4.5	16.7
• QB Hurries	24	6	25.0
• Interceptions	10	8	80.0
• Pass Break-Ups	36	13	36.1
• Forced Fumbles	15	4	26.7
• Fumble Recoveries	12	1	8.3
• Blocks	4	1	25.0

• Utah State returns 12 of its 26 regular starters from 2015, with nine on offense and three on defense. In addition, the Aggies return all three of their kickers from last season. USU also returns 38 letterwinners from a year ago, with 20 on offense, 15 on defense and three specialists.

/// ROCKY MOUNTAIN HIGH ///

• There are nine Division I FBS schools that are located in cities with an elevation of at least 4,000 feet above sea level and Utah State ranks sixth on the list with an elevation of 4,710 feet. USU is the fifth-highest Mountain West Conference school. During the 2016 season, the Aggies will play at four other locations on the list (BYU, Colorado State, Nevada, Wyoming), giving USU 10 games this season at 4,000 feet above sea level.

School	Elevation
1. Wyoming	7,220
2. Air Force	6,620
3. Colorado	5,360
4. Colorado State	5,190
5. New Mexico	5,100
6. UTAH STATE	4,710
7. BYU	4,630
8. Nevada	4,610
9. Utah	4,357



WHAT'S RETURNING IN 2016

• Utah State returns 12 starters (O-9, D-3) and 38 letterwinners (O-20, D-15, S-3) from last year's team that finished tied for second place in the Mountain Division of the Mountain West with a 5-3 record, and played in its school-record fifth-straight bowl game. Highlighting Utah State's returners in 2016 are six players who earned honorable mention all-Mountain West honors a year ago in senior offensive linemen **Austin Albrecht**, **Jake Simonich** and **Austin Stephens**, senior punt returner **Andrew Rodriguez**, junior cornerback **Jalen Davis** and junior quarterback **Kent Myers**. Along with the players mentioned above, Utah State also returns five other starters on offense in senior tight end **Wyatt Houston**, senior running back **Devante Mays**, junior running back **LaJuan Hunt** and junior wide receiver **Braelon Roberts**, along with Rodriguez at wide receiver. USU also returns two other starters on defense in senior defensive end **Ricky Ali'ifua** and senior free safety **Devin Centers**, to go along with three specialists returning in senior kicker **Jake Thompson**, senior placekicker **Brock Warren** and sophomore punter **Aaron Dalton**.

WHAT UTAH STATE MUST REPLACE FROM 2015

• Utah State must replace six players who earned various all-Mountain West honors in 2015, including LB **Kyler Fackrell** and LB **Nick Vigil**, who both earned first-team honors, WR **Hunter Sharp**, who was named to the second team, and NG **David Moala**, junior offensive lineman **Tyson Mosley** and DE **Jordan Nielsen**, who were all named to the honorable mention team. Fackrell also earned fourth-team All-American honors from *Phil Steele's Magazine*. Other offensive starters lost include OL **Taani Fisilau**, QB **Chuckie Keeton**, WR **Devonte Robinson** and OL **Ben Wysocki**. Other defensive starters lost include SS **Marwin Evans**, LB **LT Filiaga**, CB **Tyler Floyd** and CB **Deshane Hines**.

DID YOU KNOW?

• Utah State returns three starters along its offensive line in senior OT **Austin Albrecht**, senior OT **Jake Simonich** and senior OC **Austin Stephens**, as all three players earned honorable mention all-Mountain West honors in 2015. In fact, both Simonich and Stephens also earned honorable mention all-conference honors as sophomores in 2014. In all, these three offensive linemen have combined to play in 121 games during their Aggie careers, with a combined 97 career starts. Furthermore, USU has three other offensive linemen who have collegiate experience at USU in junior **Jarom Iloane** (14 games played), senior **Jude Hockel** (14 games played), junior **Brandon Taukeiaho** (12 games played), sophomore **KJ Uluave** (11 games played) and sophomore **Cody Boyer** (7 games played).

/// RETURNING STATISTICAL LEADERS IN 2016 ///

CATEGORY	TOP RETURNEES	NOTABLE LOSSES
RUSHING	RB Devante Mays (165-966, 9 TD) QB Kent Myers (85-356, 3 TD) RB LaJuan Hunt (106-338, 5 TD) QB Damion Hobbs (20-110, 1 TD)	QB Chuckie Keeton (50-181, 1 TD)
PASSING	QB Kent Myers (121-199, 1,593 yds, 16 TD) QB Damion Hobbs (4-5, 73 yds, 1 TD)	QB Chuckie Keeton (104-199, 1,006 yds, 4 TD)
RECEIVING	WR Andrew Rodriguez (27-281, 1 TD) RB LaJuan Hunt (27-231, 1 TD) TE Wyatt Houston (25-307, 3 TD) WR Braelon Roberts (17-150)	WR Hunter Sharp (71-835, 9 TD) WR Devonte Robinson (20-326, 2 TD) WR Brandon Swindall (14-173, 3 TD)
SCORING	PK Brock Warren (39 PAT, 8 FG, 63 pts.) RB Devante Mays (9 TD, 54 pts.) RB LaJuan Hunt (6 TD, 36 pts.) QB Kent Myers (3 TD, 18 pts.) TE Wyatt Houston (3 TD, 18 pts.) PK Jake Thompson (7 PAT, 3 FG, 16 pts.)	WR Hunter Sharp (10 TD, 60 pts.) WR Brandon Swindall (3 TD, 18 pts.)
TACKLES	CB Jalen Davis (51, 3.0 TFL, 1.0 sack) S Devin Centers (46) FS Jontrell Rocquemore (27, 2.0 TFL)	LB Nick Vigil (144, 13.5 TFL, 3.0 sacks) LB Kyler Fackrell (82, 15.0 TFL, 4.0 sacks) LB LT Filiaga (78, 2.5 TFL)
INTs	CB Jalen Davis (3) S Devin Centers (3)	SS Marwin Evans (1) LB Torrey Green (1)
PUNTING	P Aaron Dalton (72, 41.3 avg.)	None
FIELD GOALS	PK Brock Warren (8-11) K Jake Thompson (3-6)	None
PATs	PK Brock Warren (39-41) K Jake Thompson (7-8)	None





UTAH STATE COACHING CHANGES FOR 2016

• Utah State's coaching staff had an FBS-high six changes during the off-season as fourth-year head coach **Matt Wells** hired **Mike Canales** as an assistant head coach working with the running backs and tight ends, **Frank Maile** as the co-defensive coordinator and defensive line coach, **Stacy Collins** as the special teams coordinator, **Julius Brown** as the cornerbacks coach, **Steve Farmer** as the offensive line coach, and **David Kotulski** as the linebackers coach. Coaches who left the USU program following the 2015 season include associate head coach/offensive line coach **Mark Weber**, who went to Fresno State, assistant head coach/offensive coordinator/quarterbacks coach **Josh Heupel**, who went to Missouri, defensive coordinator and linebackers coach **Kevin Clune**, who went to Oregon State, special teams coordinator/running backs coach **Dave Ungerer**, who went to Fresno State, safeties coach **Joe Lorig**, who went to Memphis, and defensive line coach **Ikaika Malloe**, who went to Washington. Other programs with six coaching changes this year include Fresno State and Western Kentucky.

UTAH STATE ONLY PROGRAM WITH NEW COORDINATORS THREE YEARS IN A ROW

• Utah State is the only FBS program to have new offensive and defensive coordinators for the third straight season under the same head coach. In 2014, **Kevin McGiven** was the offensive coordinator, while **Todd Orlando** was the defensive coordinator. In 2015, **Josh Heupel** was the offensive coordinator and **Kevin Clune** was the defensive coordinator. And in 2016, **Jovan Bouknight** and **Luke Wells** are co-offensive coordinators, while **Frank Maile** and **Kendrick Shaver** are co-defensive coordinators. McGiven and Orlando left USU after the 2014 season for similar positions at Oregon State and Houston, respectively, while Heupel and Clune left USU following the 2015 season for similar positions at Missouri and Oregon State, respectively.

UTAH STATE PUTTING EXTRA EMPHASIS ON SPECIAL TEAMS IN 2016

• Utah State is putting an extra emphasis on special teams in 2016 as fourth-year head coach **Matt Wells** hired **Stacy Collins** as the programs special teams coordinator. Collins, who spent the previous four years as the head coach at South Dakota School of Mines, is one of just 10 assistants at the FBS level who only coach special teams, along with Boston College, Florida International, Kansas, Kansas State, Nebraska, San Diego State, Washington State, Western Michigan and Wisconsin.

WELLS' 28 WINS FIFTH-MOST IN SCHOOL HISTORY

• Utah State head coach **Matt Wells'** 28 career wins rank as the fifth-most in school history, while his 56.0 winning percentage (28-22) ranks sixth all-time with a minimum of 15 games coached. Furthermore, Wells' 25 wins is a school record for a coach in his first three seasons, bettering the 23 wins **John Ralston** produced from 1959-61.

MORE ON UTAH STATE'S HEAD COACH

• **Matt Wells**, the 2013 Mountain West Coach of the Year, is one of just 19 coaches to lead his alma mater. He is also just the second Utah State graduate to be appointed its head football coach, joining **Chris Pella**, who graduated from USU in 1965 and coached the Aggies from 1983-85.

DID YOU KNOW?

• Utah State is one of just 14 Football Bowl Subdivision (FBS) programs to have at least three alumni/former letterwinners on its current full-time staff in head coach **Matt Wells**, assistant head coach/running backs/tight ends coach **Mike Canales**, and assistant head coach/co-defensive coordinator/defensive line coach **Frank Maile**. BYU leads the nation with nine former alumni/letterwinners on its current staff, followed by Air Force (7), Boise State (5), Hawai'i (4), Wisconsin (4), Auburn (3), Ball State (3), Clemson (3), Iowa (3), Massachusetts (3), Missouri (3), Troy (3), Utah (3) and Utah State (3). The USU record for alumni on its staff is six during the 1984 season, and its three this season is the most since 1985 when four former Aggies were on the coaching staff.

/// ACADEMICALLY SPEAKING ///

• Along with all of its success on the field, Utah State has also excelled in the classroom as it had 19 football players earn academic all-Mountain West honors in 2015. Over the past seven years, USU has had 147 players earn academic all-league honors and 154 players have graduated from USU.

• Entering the 2016 season, Utah State has five players who have already received degrees in senior WR **Andrew Rodriguez** (interdisciplinary studies), redshirt senior NG **Travis Seefeldt** (management information systems), senior OT **Jake Simonich** (sociology), senior OC **Austin Stephens** (interdisciplinary studies), and senior PK **Brock Warren** (family, consumer and human development).

• Utah State's football team earned recognition from the American Football Coaches Association (AFCA) in 2015 as it was one of 65 institutions to receive the Academic Achievement Award for graduating 75 percent or more of their student-athletes. USU has a Graduation Success Rate (GSR) of 86 percent to rank second in the Mountain West behind Air Force (88). The Aggies rank first among the other football programs in the Beehive State, ahead of Utah (69), BYU (56), Weber State (48) and Southern Utah (52).

/// 2016 PRESEASON HONORS ///

AUSTIN ALBRECHT, SR, OT

- CSM Second-Team All-Mountain West
- Phil Steele Second-Team All-Mountain West
- Burlsworth Trophy Nominee

RICKY ALI'IFUA, SR, DE

- All-Mountain West
- CSM First-Team All-Mountain West
- Phil Steele First-Team All-Mountain West
- Athlon Sports Second-Team All-Mountain West
- Polynesian Player of the Year Watch List

AARON DALTON, SO, P

- Phil Steele Third-Team All-Mountain West

JALEN DAVIS, SO, CB

- Athlon Sports Second-Team All-Mountain West
- CSM Second-Team All-Mountain West
- Phil Steele Second-Team All-Mountain West

WYATT HOUSTON, SR, TE

- Athlon Sports Fourth-Team All-Mountain West
- Phil Steele Fourth-Team All-Mountain West
- John Mackay Award Midseason Watch List

DALLIN LEAVITT, R-JR, BS

- Phil Steele Third-Team All-Mountain West
- Athlon Sports Fourth-Team All-Mountain West

DEVANTE MAYS, SR, RB

- Athlon Sports Third-Team All-Mountain West
- CSM Third-Team All-Mountain West
- Phil Steele Third-Team All-Mountain West
- Doak Walker Award Watch List
- Earl Campbell Tyler Rose Award Watch List
- Reese's Senior Bowl Watch List

KENT MYERS, JR, QB

- Athlon Sports Second-Team All-Mountain West
- CSM Second-Team All-Mountain West
- Phil Steele Second-Team All-Mountain West
- Manning Award Watch List
- Earl Campbell Tyler Rose Award Watch List

ANDREW RODRIGUEZ, SR, PR

- Athlon Sports First-Team All-Mountain West
- CSM First-Team All-Mountain West
- Phil Steele First-Team All-Mountain West

TRAVIS SEEFELDT, R-SR, NG

- All-Mountain West
- Athlon Sports First-Team All-Mountain West
- CSM First-Team All-Mountain West
- Phil Steele First-Team All-Mountain West
- Wuerffel Trophy Watch List
- Allstate AFCA Good Works Team Nominee
- William V. Campbell Trophy Semifinalist
- Lott IMPACT Trophy Watch List
- Senior CLASS Award

JAKE SIMONICH, SR, OT

- All-Mountain West
- CSM First-Team All-Mountain West
- Phil Steele First-Team All-Mountain West
- Athlon Sports Second-Team All-Mountain West
- Reese's Senior Bowl Watch List

AUSTIN STEPHENS, SR, OC

- All-Mountain West
- Athlon Sports First-Team All-Mountain West
- CSM Second-Team All-Mountain West
- Phil Steele First-Team All-Mountain West
- Rimington Trophy Fall Watch List
- Reese's Senior Bowl Watch List

KENNEDY WILLIAMS, SR, KR

- Phil Steele Third-Team All-Mountain West

CSM = College Sports Madness





/// WEEK 11 AP POLL ///

RK.	SCHOOL	RECORD	PTS.
1.	Alabama (60)	9-0	1524
2.	Michigan (1)	9-0	1432
3.	Clemson	9-0	1408
4.	Washington	9-0	1364
5.	Louisville	8-1	1255
6.	Ohio State	8-1	1245
7.	Wisconsin	7-2	1159
8.	Auburn	7-2	1081
9.	Oklahoma	7-2	996
10.	Texas A&M	7-2	820
11.	West Virginia	7-1	805
12.	Penn State	7-2	752
13.	Utah	7-2	686
14.	Western Michigan	9-0	583
15.	North Carolina	7-2	559
16.	Colorado	7-2	550
17.	Oklahoma State	7-2	516
18.	Virginia Tech	7-2	479
19.	LSU	5-3	454
20.	Florida State	6-3	450
21.	Nebraska	7-2	434
22.	Florida	6-2	390
23.	Washington State	7-2	305
24.	Boise State	8-1	226
25.	Baylor	6-2	90

Others receiving votes: USC 76, Arkansas 74, San Diego State 38, Troy 28, Houston 25, Tennessee 9, Tulsa 3, South Florida 3, Minnesota 2, Navy 2, Wyoming 2.

/// WEEK 11 COACHES POLL ///

RK.	SCHOOL	RECORD	PTS.
1.	Alabama (62)	9-0	1598
2.	Clemson (2)	9-0	1497
3.	Michigan	9-0	1493
4.	Washington	9-0	1422
5.	Ohio State	8-1	1316
6.	Louisville	8-1	1307
7.	Wisconsin	7-2	1191
8.	Auburn	7-2	1075
9.	Oklahoma	7-2	1068
10.	West Virginia	7-1	877
11.	Texas A&M	7-2	801
12.	Utah	7-2	788
13.	North Carolina	7-2	695
14.	Penn State	7-2	667
15.	Colorado	7-2	627
16.	Florida	6-2	486
17.	Oklahoma State	7-2	483
18.	Florida State	6-3	482
19.	LSU	5-3	479
20.	Nebraska	7-2	476
21.	Western Michigan	9-0	467
22.	Virginia Tech	7-2	466
23.	Washington State	7-2	331
24.	Boise State	8-1	211
25.	Baylor	6-2	161

Others receiving votes: USC 79, San Diego State 58, Arkansas 53, Houston 49, South Florida 28, Wyoming 20, Navy 12, Tennessee 12, Tulsa 9, Troy 6, Appalachian State 5, Minnesota 2, Stanford 2, Louisiana Tech 1.

LOOKING BACK AT UTAH STATE'S 2015 SEASON

• Utah State ended its 2015 season with a 6-7 record and finished tied for second in the Mountain Division of the Mountain West with a 5-3 mark. USU concluded its season with a 23-21 loss to Akron in the Famous Idaho Potato Bowl. Offensively, USU was led by sophomore QB **Kent Myers**, who was 121-of-199 (.608) passing for 1,593 yards (177.0 ypg) with 16 touchdowns and three interceptions. Junior RB **Devante Mays** led the team in rushing with 966 yards on 165 carries (5.9 ypc/74.3 ypg) with nine touchdowns, and senior WR **Hunter Sharp** had a team-best 71 receptions for 835 yards (11.8 ypr/75.9 ypg) with nine touchdowns. Defensively, junior LB **Nick Vigil** led the team with 144 tackles, which included 3.0 sacks and 13.5 tackles for loss, while senior LB **Kyler Fackrell** had 82 tackles, which included 4.0 sacks and 15.0 tackles for loss. As a team, Utah State averaged 29.0 points and 370.6 yards of total offense (205.5 passing, 165.1 rushing), and allowed 26.7 points and 332.5 yards of total offense (180.5 passing, 151.9 rushing).

AGGIES TIE SCHOOL RECORD FOR SIX-WIN SEASONS

• Utah State's six wins in 2015 marked the 34th time in 118 years of Aggie football that the program won at least six games. Furthermore, USU has won at least six games in each of the past five seasons, which is tied with the 1971-75 teams for the longest streak in school history.

• Utah State also won five conference games for the fifth-straight season in 2015, which is a school record. Overall, it is just the 15th time in program history that USU has won at least five conference games as the Aggies have been associated with a conference for 80 seasons.

UTAH STATE PLAYS IN FIFTH-STRAIGHT BOWL GAME IN 2015

• Utah State played in its fifth-straight bowl game for the first time in school history in 2015, and its 11th bowl all-time, as it faced Akron in the 2015 Famous Idaho Potato Bowl. USU is 4-7 all-time in its 11 bowl game appearances.

UTAH STATE BOWL HISTORY

• Utah State has a 4-7 bowl record all-time as it lost to San José State, 20-0, in the 1946 Raisin Bowl (Fresno, Calif.); lost to Pacific, 35-21, in the 1947 Grape Bowl (Lodi, Calif.); lost to New Mexico State, 20-13, in the 1960 Sun Bowl (El Paso, Texas); lost to Baylor, 24-9, in the 1961 Gotham Bowl (New York City); defeated Ball State, 42-33, in the 1993 Las Vegas Bowl II; lost to Cincinnati, 35-19, in the 1997 Humanitarian Bowl; lost to Ohio, 24-23, in the 2011 Famous Idaho Potato Bowl; defeated Toledo, 41-15, in the 2012 Famous Idaho Potato Bowl, defeated No. 24 Northern Illinois, 21-14, in the 2013 San Diego County Credit Union Poinsettia Bowl; defeated UTEP, 21-6, in the 2014 Gildan New Mexico Bowl; and lost to Akron, 23-21, in the 2015 Famous Idaho Potato Bowl.

/// AGGIE NOTABLES HEADING INTO THE 2016 SEASON ///

- Utah State's 25 seniors on its 2016 roster are its most since it also had 25 seniors in 1991.
- Utah State returns four offensive players who earned honorable mention all-Mountain West honors a year ago in senior OT **Austin Albrecht**, senior OT **Jake Simonich**, senior OC **Austin Stephens** and junior QB **Kent Myers**.
- Utah State returns two defenders who have earned honorable mention all-Mountain West honors as senior FS **Devin Centers** was recognized in 2014, while junior CB **Jalen Davis** was honored in 2015. In 2014, Davis was named a True Freshman All-American by 247Sports.
- Utah State returns one player on its active roster who started at QB and led his team to a bowl victory (2014 Gildan New Mexico Bowl) in junior **Kent Myers**.
- Utah State has produced a 24-7 record with a backup quarterback over the past five years with **Matt Wells** on staff as Wells was the quarterbacks coach in 2011, offensive coordinator in 2012 and has been USU's head coach the past three seasons.
- Utah State returns its leading rusher from each of the past two seasons in senior RB **Devante Mays**, who rushed for 966 yards in 2015 and junior **LaJuan Hunt**, who rushed for 540 yards in 2014. In fact, USU returns 90.5 percent of its rushing yards (1,943 of 2,146), 86.4 percent of its rushing touchdowns (19 of 22) and 84.8 percent of its rushing attempts (408 of 481) from 2015.
- Utah State has 25 players on its roster who have served two-year LDS Church Missions: senior DE **Ricky Ali'ifu**, freshman DE **Caden Andersen**, senior OL **Preston Brooksby**, senior CB **Austin Cheney**, freshman DE **Ritisoni Fata**, senior OL **Dalton Forsythe**, freshman S **Baron Gajkowski**, redshirt freshman LB **Mason Gajkowski**, redshirt freshman LB **Braden Harris**, freshman TE **Derek Hastings**, senior TE **Landon Horne**, junior OL **Jarom Ioane**, sophomore LB **Derek Larsen**, freshman LB **Logan Lee**, sophomore QB **DJ Nelson**, senior CB **Jentz Painter**, sophomore TE **Dax Raymond**, freshman BS **Zach Swenson**, senior DE **Siuu Taufa**, junior OL **Brandon Taukeiaho**, senior LB **Leki Uasike**, freshman NG **Mohelika Uasike**, sophomore OL **KJ Uluave**, sophomore WR **Zach Van Leeuwen** and redshirt freshman DE **Jacoby Wildman**.
- Utah State has 14 players on its roster who are married in senior OL **Austin Albrecht**, senior DE **Ricky Ali'ifu**, senior CB **Austin Cheney**, sophomore LB **Chase Christiansen**, senior OL **Dalton Forsythe**, junior OL **Jarom Ioane**, sophomore LB **Derek Larsen**, redshirt junior BS **Dallin Leavitt**, senior CB **Jentz Painter**, redshirt senior NG **Travis Seefeldt**, junior OL **Brandon Taukeiaho**, sophomore OL **KJ Uluave**, sophomore WR **Zach Van Leeuwen** and senior PK **Brock Warren**.





2016 UTAH STATE FOOTBALL GAME NOTES

AGGIES CURRENTLY IN THE NFL AND CFL

• Utah State currently has 14 players on NFL rosters and has had 10 players drafted into the NFL in the past six years. Former Aggies currently in the NFL include: SS **Maurice Alexander** (Los Angeles), CB **Will Davis** (Baltimore), S **Marwin Evans** (Green Bay), LB **Kyler Fackrell** (Green Bay), OC **Tyler Larsen** (Carolina), CB **Nevin Lawson** (Detroit), OT **Donald Penn** (Oakland), LS **Patrick Scales** (Chicago), TE **DJ Tialavea** (Atlanta), RB **Robert Turbin** (Indianapolis), LB **Nick Vigil** (Cincinnati), LB **Zach Vigil** (Miami), LB **Bobby Wagner** (Seattle) and RB **Kerwynn Williams** (Arizona). The three former Aggies currently in the Canadian Football League are DE **John Chick** (Hamilton), LB **Chris Randle** (Winnipeg) and DE **Connor Williams** (Ottawa).

• **Maurice Alexander** (S - Los Angeles Rams) - Alexander is in his third season in the NFL with the Rams. He started at free safety and had one tackle in 64 defensive snaps in their 13-10 home loss against the Carolina Panthers.

• **Will Davis** (CB - Baltimore Ravens) - Davis is in his second season with the Ravens and fourth year in the NFL. He did not play in their 21-14 home win against the Pittsburgh Steelers.

• **Marwin Evans** (S - Green Bay Packers) - Evans, who is in his first season in the NFL with the Packers, played in 22 special teams snaps and two defensive snaps in their 31-26 home loss against the Indianapolis Colts.

• **Kyler Fackrell** (LB - Green Bay Packers) - Fackrell is in his first season in the NFL with the Packers. He had three tackles and one pass defended while playing 14 defensive and 23 special teams snaps in their 31-26 home loss against the Indianapolis Colts.

• **Tyler Larsen** (OG - Carolina Panthers) - Larsen is in his first season with the Panthers and third year in the NFL. He played in four special teams snaps in their 13-10 home win against the Los Angeles Rams.

• **Nevin Lawson** (CB - Detroit Lions) - Lawson, who is in his third season in the NFL with the Lions, started at cornerback and had four tackles in their 22-16 road win against the Minnesota Vikings. Lawson played in 63 defensive and eight special teams snaps.

• **Donald Penn** (OT - Oakland Raiders) - Penn is in his third year with the Raiders and 11th year in the NFL. He started at left tackle in their 30-20 home win against the Denver Broncos. Penn played in 87 offensive and seven special teams snaps.

• **Patrick Scales** (LS - Chicago Bears) - Scales is in his second year with the Bears and sixth year in the NFL. The Bears had a bye in week nine.

• **DJ Tialavea** (TE - Atlanta Falcons) - Tialavea is in his first year with the Falcons and third year in the NFL. He did not play in their 43-28 road win against the Tampa Bay Buccaneers.

• **Robert Turbin** (RB - Indianapolis Colts) - Turbin is in his first year with the Colts and fifth year in the NFL. He had two rushes for 10 yards and two receptions for 13 yards in their 31-26 road win against the Green Bay Packers. Turbin played in 16 offensive and 12 special teams snaps.

• **Nick Vigil** (LB - Cincinnati Bengals) - Vigil is in his first year in the NFL with the Bengals. The Bengals had a bye in week nine.

• **Zach Vigil** (LB - Miami Dolphins) - Vigil is in his second year in the NFL with the Dolphins. He played in 18 special teams snaps in their 27-23 home win against the New York Jets.

• **Bobby Wagner** (LB - Seattle Seahawks) - Wagner is in his fifth year in the NFL with the Seahawks. The Seahawks will host the Buffalo Bills on Monday Night Football.

• **Kerwynn Williams** (RB - Arizona Cardinals) - Williams is in his third year with the Cardinals and fourth year in the NFL. The Cardinals had a bye in week nine.

/// AGGIES IN THE NFL ///

Maurice Alexander (S)	Los Angeles Rams
Will Davis (CB)	Baltimore Ravens
Marwin Evans (S)	Green Bay Packers
Kyler Fackrell (LB)	Green Bay Packers
Tyler Larsen (OG)	Carolina Panthers
Nevin Lawson (CB)	Detroit Lions
Donald Penn (OT)	Oakland Raiders
Patrick Scales (LS)	Chicago Bears
DJ Tialavea (TE)	Atlanta Falcons
Robert Turbin (RB)	Indianapolis Colts
Nick Vigil (LB)	Cincinnati Bengals
Zach Vigil (LB)	Miami Dolphins
Bobby Wagner (LB)	Seattle Seahawks
Kerwynn Williams (RB)	Arizona Cardinals

/// AGGIES IN THE NFL DRAFT ///

2011 NFL DRAFT

Curtis Marsh, Philadelphia	3rd Round
----------------------------	-----------

2012 NFL DRAFT

Bobby Wagner, Seattle	2nd Round
Robert Turbin, Seattle	4th Round
Michael Smith, Tampa Bay	7th Round

2013 NFL DRAFT

Will Davis, Miami	3rd Round
Kerwynn Williams, Indianapolis	7th Round

2014 NFL DRAFT

Maurice Alexander, St. Louis	4th Round
Nevin Lawson, Detroit	4th Round

2016 NFL DRAFT

Nick Vigil, Cincinnati	3rd Round
Kyler Fackrell, Green Bay	3rd Round

/// AGGIES WITH NFL TIES ///

• Utah State has four players on its current roster with fathers who played in the NFL in senior FS **Devin Centers** (Larry Centers), junior WR **Jaren Colsten-Green** (Willie Green), redshirt freshman LB **Mason Tobeck** (Robbie Tobeck) and freshman WR **Rayshad Lewis** (Ray Lewis). Furthermore, the grandfather of redshirt freshman WR **Hudson Conrad** (Bobby Joe Conrad) played in the NFL, as well, and the brother of senior WR **Kennedy Williams** (**Kerwynn Williams**).

• Larry Centers (FB) spent 14 seasons in the NFL with the Phoenix/Arizona Cardinals (1990-98), Washington Redskins (1999-2000), Buffalo Bills (2001-02) and New England Patriots (2003).

• Willie Green (WR) spent eight seasons in the NFL with the Detroit Lions (1991-93), Tampa Bay Buccaneers (1994), Carolina Panthers (1995-96) and Denver Broncos (1997-98).

• Robbie Tobeck (OL) spent 14 seasons in the NFL with the Atlanta Falcons (1993-99) and Seattle Seahawks (2000-06).

• Ray Lewis (LB) spent 17 seasons in the NFL with the Baltimore Ravens (1996-2012) and led the Ravens to two Super Bowl wins in 2000 and 2012.

• Bobby Joe Conrad (WR) spent 12 seasons in the NFL with the Chicago/St. Louis Cardinals (1958-68) and Dallas Cowboys (1969).

• **Kerwynn Williams** (RB) spent four years in the NFL playing for the Indianapolis Colts (2013), San Diego Chargers (2013) and Arizona Cardinals (2014-2015).





MATT WELLS

HEAD COACH
UTAH STATE, 1996

Fourth Season as Utah State Head Coach (28-22 Overall, 19-11 Mountain West)

**2013 Mountain West
COACH OF THE YEAR**

• Matt Wells has wasted little time putting his stamp on the Aggie football program in his first four seasons as head coach, as USU is 28-22, including a 19-11 Mountain West record. Those 28 wins are a school record by a USU coach in his first 50 games. USU also played in its fifth-straight bowl game in 2015.

• In his four years as head coach, Wells has led Utah State to three wins against top 25 opponents, one more than USU had overall prior to his tenure.

• During the 2015 season, Wells mentored 12 players who earned all-Mountain West honors, which were the third-most in the conference. Wells also coached Kyler Fackrell, who was named a fourth-team All-American by Phil Steele.

• Wells coached three players who participated in the 2016 NFL Combine in Fackrell, Hunter Sharp and Nick Vigil, while 10 players from the 2015 roster were invited to NFL camps, including Vigil (Cincinnati Bengals) and Fackrell (Green Bay Packers), who were both selected in the third round of the 2016 NFL Draft.

• Wells led Utah State to 10 wins in 2014 to rank as the second-most in school history behind the 2012 team that finished with an 11-2 record, including its third-straight bowl win with a 21-6 victory against UTEP in the Gildan New Mexico Bowl.

• During the 2014 season, Wells mentored 15 players who earned 16 all-Mountain West honors, which were the most in the league and tied for the third-most in school history. Wells also coached two All-Americans as Zach Vigil was named a second-team All-American by *USA Today Sports*, while Jalen Davis was named a True Freshman All-American by *247Sports*. Vigil was also named the Mountain West Defensive Player of the Year.

• Wells was named the 2013 Mountain West Coach of the Year as he set the school record for wins by a first-year head coach as the Aggies went 9-5.

• Wells led Utah State to the inaugural Mountain West Championship game after winning the Mountain Division with a 7-1 record in 2013. He also led USU to just its third-ever bowl victory as it posted a 21-14 win against No. 24 Northern Illinois in the 2013 San Diego County Credit Union Poinsettia Bowl.

• During his first year as USU's head coach, Wells mentored 14 Aggies who earned various all-Mountain West honors, including three All-Americans as Tyler Larsen was named a second-team All-American by *USA Today Sports*, Nevin Lawson was named a third-team All-American by *College Sports Madness*, and Kyler Fackrell was named an honorable mention Sophomore All-American by *College Football News*.

• Wells coached a school-record four players who participated in the 2014 NFL Combine in Larsen, Lawson, Maurice Alexander and D.J. Tialavea, while 11 players from the 2013 roster were invited to NFL camps, including Alexander (Los Angeles Rams) and Lawson (Detroit Lions), who were both selected in the fourth round of the 2014 NFL Draft.

• Overall, Wells is the second USU coach and fifth in school history to garner conference coach of the year honors along with Bruce Snyder (1978), Chuck Shelton (1991), John L. Smith (1997) and Gary Andersen (2012). Wells is also the fourth individual to earn MW Coach of the Year honors in his first season, along with BYU's Gary Crowton (2001), Utah's Urban Meyer (2003) and Air Force's Troy Calhoun (2007).

• Wells is one of just 19 FBS coaches to lead his alma mater and is just the second Utah State graduate to be appointed its head football coach, joining Chris Pella, who graduated from USU in 1965 and coached the Aggies from 1983-85.

• Prior to being named the head coach at his alma mater, Wells spent the previous two seasons as an assistant at Utah State, including serving as the team's offensive coordinator and quarterbacks coach in 2012. In 2011, Wells coached USU's quarterbacks and was the team's recruiting coordinator.

• During his five years at Utah State, Wells has been part of a USU program that has played in five straight bowl games for the first time in school history, and won three-straight bowl games for the first time ever.

• As offensive coordinator in 2012, Utah State concluded its most successful season in program history with a school-best 11-2 record. USU also won its first outright conference championship since 1936.

WELLS' YEAR-BY-YEAR COACHING RECORD AT UTAH STATE

Year	Overall	Conference	Bowl Game
2013	9-5	7-1 (1st MD)	W, 21-14 vs. No. Illinois
2014	10-4	6-2 (T-2nd MD)	W, 21-6 vs. UTEP
2015	6-7	5-3 (T-2nd MD)	L, 21-23 vs. Akron
2016	3-6	1-5	
Totals	28-22	19-11	2 Bowl Game Wins

MATT WELLS' FILE

Hired December 20, 2012

- **Years Coached:** 4th Season
- **Alma Mater:** Utah State, 1996
Business Marketing (Cum Laude)
- **Record at Utah State:** 28-22 (4th season)
- **Mountain West Record:** 19-11 (4th Season)
- **Bowl Record:** 2-1
- **Family:** Wife, Jen;
daughters, Jadyn (11), Ella (8); son, Wyatt (6)
- **Playing Experience:** QB, Utah State (1993-96)
- **Coaching Experience:** Quarterbacks / Fullbacks / Wide Receivers / J.V. Head Coach, Navy (1997-2001); Tight Ends / Recruiting Coordinator, Tulsa (2002-06); Wide Receivers / Recruiting Coordinator, New Mexico (2007-08); Quarterbacks / Passing Game Coordinator, Louisville (2009); Wide Receivers, New Mexico (2010); Quarterbacks / Recruiting Coordinator, Utah State (2011); Offensive Coordinator / Quarterbacks, Utah State (2012); Head Coach, Utah State (2013-present)
- **Bowl Games (9):** **Utah State:** Famous Idaho Potato, 2015; Gildan New Mexico, 2014; Poinsettia, 2013; Famous Idaho Potato, 2012; Famous Idaho Potato, 2011; **New Mexico:** New Mexico, 2007; **Tulsa:** Armed Forces, 2006; Liberty, 2005; Humanitarian, 2003
- **Conference Championships (2):** **Utah State - WAC:** 2012; **Tulsa - Conference USA:** 2005





2016 UTAH STATE FOOTBALL GAME NOTES

/// RECORD UNDER MATT WELLS (BY UNIFORM COMBINATION) ///



◀ NAVY BLUE
HELMET / NAVY
BLUE JERSEY /
NAVY BLUE
PANTS

Games: 8
Wins: 6
Losses: 2

2013: vs. Weber St. (W), vs. Wyoming (W)
2014: vs. Idaho St. (W), vs. San José St. (W)
2015: vs. Southern Utah (W), vs. BYU (L)
2016: vs. Weber St. (W), vs. San Diego St. (L)



◀ WHITE
HELMET /
WHITE JERSEY /
WHITE PANTS

Games: 5
Wins: 3
Losses: 2

2013: vs. Boise St. (L)
2014: vs. Wake Forest (W), at Boise St. (L)
2015: vs. Colorado St. (W)
2016: vs. Arkansas St. (W)



◀ NAVY BLUE
HELMET / WHITE
JERSEY / NAVY
BLUE PANTS

Games: 5
Wins: 3
Losses: 2

2013: at San José St. (W), vs. No. Illinois (W)
2014: at Wyoming (W)
2015: at New Mexico (L)
2016: at Wyoming (L)



◀ NAVY BLUE
HELMET / NAVY
BLUE JERSEY /
WHITE
PANTS

Games: 4
Wins: 4
Losses: 0

2013: vs. Hawai'i (W)
2014: vs. UNLV (W)
2015: vs. Boise St. (W)
2016: vs. Fresno St. (W)



◀ NAVY BLUE
HELMET / NAVY
BLUE JERSEY /
PEWTER PANTS

Games: 4
Wins: 2
Losses: 2

2013: vs. BYU (L)
2014: vs. Air Force (W)
2015: vs. Wyoming (W)
2016: vs. Air Force (L)



◀ NAVY BLUE
HELMET /
PEWTER
JERSEY /
NAVY BLUE
PANTS

Games: 4
Wins: 2
Losses: 2

2014: at BYU (W), vs. UTEP (W)
2015: at Utah (L)
2016: at Boise St. (L)



◀ WHITE
HELMET /
PEWTER
JERSEY /
PEWTER PANTS

Games: 4
Wins: 3
Losses: 1

2013: at New Mexico (W)
2014: at Hawai'i (W)
2015: at Fresno St. (W)
2016: at Colorado St. (L)



◀ WHITE
HELMET / NAVY
BLUE JERSEY /
WHITE PANTS

Games: 4
Wins: 3
Losses: 1

2013: vs. Colorado St. (W)
2014: vs. New Mexico (W)
2015: vs. Nevada (W), vs. vs. Akron (L)



◀ NAVY BLUE
HELMET / WHITE
JERSEY /
PEWTER PANTS

Games: 4
Wins: 2
Losses: 2

2013: at Air Force (W), at UNLV (W)
2014: at Arkansas St. (L)
2015: at Air Force (L)



◀ NAVY BLUE
HELMET /
PEWTER
JERSEY /
PEWTER PANTS

Games: 2
Wins: 0
Losses: 2

2013: at Utah (L), at Fresno St. (L)



◀ WHITE
HELMET /
WHITE JERSEY /
PEWTER PANTS

Games: 2
Wins: 0
Losses: 2

2015: at Washington (L)
2016: at USC (L)



◀ WHITE
HELMET /
WHITE JERSEY /
BLUE PANTS

Games: 2
Wins: 0
Losses: 2

2014: at Colorado St. (L)
2015: at San Diego St. (L)



◀ NAVY BLUE
HELMET /
WHITE JERSEY /
WHITE PANTS

Games: 1
Wins: 0
Losses: 1

2014: at Tennessee (L)



◀ WHITE
HELMET /
PEWTER
JERSEY / WHITE
PANTS

Games: 1
Wins: 0
Losses: 1

2013: at USC (L)



/// OTHER GAMEDAY ATTIRE NOTABLES ///

• Utah State has worn a bull logo on its white helmet instead of its U-State logo four times under head coach Matt Wells and is 1-2 in those games, winning at New Mexico in 2013, losing at Colorado State in 2014 losing at San Diego State in 2015, and winning against Arkansas State in 2016.

• Utah State unveiled a chrome face mask during the 2015 season and went 1-2 in games wearing it with its navy blue helmet with a home win against Wyoming, and road losses at New Mexico and at Air Force. USU has also wore chrome facemasks on its white helmets twice, in a loss at USC in 2016 and in a win against Arkansas State.



/// UTAH STATE'S 2016 OPPONENTS SCHEDULES/RESULTS ///

WEBER STATE (5-4, 4-2 Big Sky)

S 1	at Utah State	L, 6-45
S 10	at South Dakota	L, 49-52 (2OT)
S 17	SACRAMENTO STATE	W, 14-7
S 24	at UC Davis*	W, 38-35
O 8	PORTLAND STATE*	W, 14-10
O 15	MONTANA STATE*	W, 45-27
O 22	at Southern Utah*	W, 37-36
O 29	at North Dakota*	L, 19-27
N 5	NORTHERN ARIZONA*	L, 20-33
N 12	CAL POLY*	Noon
N 19	at Idaho State*	2:30 pm

USC (6-3, 5-2 Pac-12)

S 3	vs. Alabama	L, 6-52
S 10	UTAH STATE	W, 7-45
S 17	at Stanford*	L, 10-27
S 23	at Utah*	L, 27-31
O 1	ARIZONA STATE*	W, 41-20
O 8	COLORADO*	W, 21-17
O 15	at Arizona*	W, 48-14
O 27	CALIFORNIA*	W, 45-24
N 5	OREGON*	W, 45-20
N 12	at Washington*	5:30 pm
N 19	at UCLA*	TBA
N 26	NOTRE DAME	TBA

ARKANSAS STATE (4-4, 4-0 Sun Belt)

S 2	TOLEDO	L, 10-31
S 10	at Auburn	L, 14-51
S 16	at Utah State	L, 20-34
S 24	CENTRAL ARKANSAS	L, 23-28
O 5	GEORGIA SOUTHERN*	W, 27-26
O 15	SOUTH ALABAMA*	W, 17-7
O 29	LOUISIANA-MONROE*	W, 51-10
N 3	at Georgia State*	W, 31-16
N 12	NEW MEXICO STATE*	1 pm
N 17	at Troy*	8:30 pm
N 26	at Louisiana Lafayette*	TBA
D 3	at Texas State*	2 pm

AIR FORCE (6-3, 2-3 MW)

S 3	ALBILENE CHRISTIAN	W, 37-21
S 10	GEORGIA STATE	W, 48-14
S 24	at Utah State*	W, 27-20
O 1	NAVY	W, 28-14
O 8	at Wyoming*	L, 26-35
O 15	vs. New Mexico* (Dallas)	L, 40-45
O 22	HAWAII*	L, 27-34 (2OT)
O 28	at Fresno State*	W, 31-21
N 5	at Army	W, 31-12
N 12	COLORADO STATE*	8:15 pm
N 19	at San José State*	8:30 pm
N 25	BOISE STATE*	1:30 pm

BOISE STATE (8-1, 4-1 MW)

S 3	at Louisiana	W, 45-10
S 10	WASHINGTON STATE	W, 31-28
S 24	at Oregon State	W, 38-24
O 1	UTAH STATE*	W, 21-10
O 7	at New Mexico*	W, 49-21
O 15	COLORADO STATE*	W, 28-23
O 20	BYU	W, 28-27
O 29	at Wyoming*	L, 28-30
O 4	SAN JOSÉ STATE*	W, 45-31
N 12	at Hawai'i*	7 pm
N 18	UNLV*	7 pm
N 25	at Air Force*	1:30 pm

COLORADO STATE (5-4, 3-2 MW)

S 2	vs. Colorado	L, 7-44
S 10	UTSA	W, 23-14
S 17	NORTHERN COLORADO	W, 47-21
S 24	at Minnesota	L, 28-35
O 1	WYOMING*	L, 17-38
O 8	UTAH STATE*	W, 31-24
O 15	at Boise State*	L, 23-28
O 22	at UNLV*	W, 42-23
N 5	FRESNO STATE*	W, 37-0
N 12	at Air Force*	8:15 pm
N 19	NEW MEXICO*	8:15 pm
N 26	at San Diego State*	7 pm

FRESNO STATE (1-9, 0-6 MW)

S 3	at RV/RV Nebraska	L, 10-43
S 10	SACRAMENTO STATE	W, 31-3
S 17	at Toledo	L, 17-52
S 24	TULSA	L, 41-48 (2OT)
O 1	at UNLV*	L, 20-45
O 8	at Nevada*	L, 22-27
O 14	SAN DIEGO STATE*	L, 3-17
O 22	at Utah State*	L, 20-38
O 28	AIR FORCE*	L, 21-31
N 5	at Colorado State*	L, 0-37
N 19	HAWAII*	5 pm
N 26	SAN JOSÉ STATE*	1:30 pm

SAN DIEGO STATE (8-1, 5-0 MW)

S 3	NEW HAMPSHIRE	W, 31-0
S 10	CALIFORNIA	W, 45-40
S 17	at Northern Illinois	W, 42-28
O 1	at South Alabama	L, 24-42
O 8	UNLV*	W, 26-7
O 14	at Fresno State*	W, 17-3
O 21	SAN JOSÉ STATE*	W, 42-3
O 28	at Utah State*	W, 40-13
N 5	HAWAII* (CBSSN)	W, 55-0
N 12	at Nevada*	8:30 pm
N 19	at Wyoming*	1:30 pm
N 26	COLORADO STATE*	7 pm

WYOMING (7-2, 5-0 MW)

S 3	NORTHERN ILLINOIS	W, 40-34 (3OT)
S 10	at Nebraska (ESPN2)	L, 17-52
S 17	UC DAVIS	W, 45-22
S 23	at Eastern Michigan	L, 24-27
O 1	at Colorado State*	W, 38-17
O 8	AIR FORCE*	W, 35-26
O 22	at Nevada*	W, 42-34
O 29	BOISE STATE*	W, 30-28
N 5	UTAH STATE*	W, 52-28
N 12	at UNLV*	1:30 pm
N 19	SAN DIEGO STATE*	1:30 pm
N 26	at New Mexico*	TBA

NEW MEXICO (6-3, 4-1 MW)

S 1	SOUTH DAKOTA	W, 48-21
S 10	at New Mexico State	L, 31-32
S 17	at Rutgers	L, 28-37
O 1	SAN JOSÉ STATE*	W, 48-41
O 7	BOISE STATE*	L, 21-49
O 15	vs. Air Force* (Dallas)	W, 45-40
O 22	LOUISIANA-MONROE	W, 59-17
O 29	at Hawai'i*	W, 28-21
N 5	NEVADA*	W, 35-26
N 12	at Utah State*	8:15 pm
N 19	at Colorado State	8:15 pm
N 26	WYOMING*	TBA

NEVADA (3-6, 1-4 MW)

S 2	CAL POLY	W, 30-27 (OT)
S 10	at #21/18 Notre Dame	L, 10-39
S 17	BUFFALO	W, 38-14
S 24	at Purdue	L, 14-24
O 1	at Hawai'i*	L, 17-38
O 8	FRESNO STATE*	W, 27-22
O 15	at San José State*	L, 10-14
O 22	WYOMING*	L, 34-42
N 5	at New Mexico*	L, 26-35
N 12	SAN DIEGO STATE*	8:30 pm
N 19	UTAH STATE*	2 pm
N 26	at UNLV*	TBA

BYU (5-4)

S 3	vs. Arizona	W, 18-16
S 10	at Utah	L, 19-20
S 17	UCLA	L, 14-17
S 24	vs. West Virginia	L, 32-35
S 30	TOLEDO	W, 55-53
O 8	at Michigan State	W, 31-14
O 14	MISSISSIPPI STATE	W, 28-21 (2OT)
O 20	at Boise State	L, 27-28
N 5	at Cincinnati	W, 20-3
N 12	SOUTHERN UTAH	1 pm
N 19	UMASS	TBA
N 26	UTAH STATE	TBA

All times are MT

* = Conference game

All times are MT

* = Conference game

All times are MT

* = Conference game





/// GAME 9 RECAP vs. WYOMING ///



November 5, 2016

WAR MEMORIAL STADIUM

SCORING SUMMARY

	1	2	3	4	FINAL
Utah State	0	7	21	0	28
Colorado State	14	21	7	10	52

First Quarter

WYO - Gentry 25 yd pass from Allen (Rothe kick, 13:31)

WYO - Hill 56 yd run (Rothe kick, 6:06)

Second Quarter

WYO - Maulhardt 15 yd pass from Allen (Rothe kick, 14:18)

USU - Hobbs 1 yd run (Warren kick, 10:42)

WYO - Allen 1 yd run (Rothe kick, 4:06)

WYO - Gentry 46 yd pass from Allen (Rothe kick, :54)

Third Quarter

USU - Lewis 5 yd pass from Myers (Warren kick, 8:01)

USU - Hobbs 2 yd run (Warren kick, 6:07)

USU - Hobbs 10 yd run (Warren kick, 5:20)

WYO - Hollister 37 yd pass from Allen (Rothe kick, 4:41)

Fourth Quarter

WYO - Rothe 20 yd field goal (11:30)

WYO - Hill 15 yd run (Rothe kick, 5:27)

Attendance: 17,837

TEAM STATISTICS

	USU	WYO
First Downs	21	25
Rushing	111	267
Passing	303	261
Fumbles: Number-Lost	3-1	0-0
Penalties: Number-Yards	7-58	7-70
Punts-Yards/Avg.	4-137/34.2	4-182/45.5
Punt returns: No-Yds-TD/Avg.	2-22-0/11.0	1-8-0/8.0
Kickoff Returns: No-Yds-TD/Avg.	6-166-0/27.7	2-35-0/17.5
Interceptions: No-Yds-TD	1-0-0	1-56-0
Fumble Returns: No-Yds-TD	0-0-0	0-0-0
Possession Time	27:59	32:01
Third-Down Conversions	6-of-15	9-of-14

INDIVIDUAL RUSHING

USU: Lindsey 5-75; Hobbs 6-24, 3TD; Mays 2-6; Hunt 1-5;

Lewis 1-2; Myers 7-1; Williams 1-0; Bright 1-(-2)

WYO: Hill 25-142, 2TD; Allen 9-66, TD; Wick 8-40; Evans 1-18

INDIVIDUAL PASSING (C-A-I, Yds, TD)

USU: Myers 17-29-0, 235, 1; Hobbs 7-16-1, 68, 0

WYO: Allen 16-26-1, 261, 4

INDIVIDUAL RECEIVING

USU: Tarver 8-104; Lewis 7-56, TD; Houston 5-37;

Colston-Green 1-49; Lindsey 1-41; Rodriguez 1-8;

Roberts 1-8

WYO: Gentry 4-93, 2TD; Hollister 4-69, TD; Maulhardt 2-24, TD

USU Punt Returns: Rodriguez 1-21; Lewis 1-0

USU KO Returns: Ellison 2-74; Williams 2-50; Bright 2-42

USU Interception Returns: Gray 1-0

USU Tackle Leaders: Williams 13; Ferguson 10; Christiansen 8, Leavitt 7


UTAH STATE STARTERS

OFFENSE

LT	Boyer
LG	Albrecht
C	Stephens
RG	Uluave
RT	Simonich
WR	Lewis
WR	Van Leeuwen
TE	Horne
TE	Houston
RB	Lindsey
QB	Myers

DEFENSE

DE	Ali'ifua
DT	Seefeldt
DT	Faimalo
LB	Williams
LB	Christiansen
LB	Te'i
CB	Gray
CB	Bailey
CB	Centers
BS	Leavitt
FS	Ferguson



Junior QB Damion Hobbs (11) scored a career-high three rushing touchdowns in Utah State's 52-28 loss at Wyoming. Hobbs tied his career-high with six carries for 24 yards. He was also 7-of-16 passing for 68 yards with one interception in the game.

LARAMIE, Wyo. - Backup junior QB Damion Hobbs scored a career-high three rushing touchdowns and sophomore WR Ron'quavion Tarver caught eight passes for 104 yards, both game highs, but it still wasn't enough to help Utah State overcome a 28-point deficit at halftime.

Wyoming QB Josh Allen completed 16-of-26 passes for 261 yards and four touchdowns, to go along with 66 yards rushing and another score, to help the Cowboys beat the Aggies 52-28 on Saturday, Nov. 5, 2016 on Jonah Field at War Memorial Stadium in Laramie, Wyo.

Junior RB Tonny Lindsey, Jr. led the Aggies with 75 yards rushing on just five carries. Utah State (3-6, 1-5 Mountain West) finished with 414 yards of total offense, including 241 in the third quarter alone.

Brian Hill accounted for Wyoming's other two touchdowns as the senior running back ran for a game-high 142 yards on 25 carries, scoring on runs of 56 and 15 yards, respectively. The Cowboys (7-2, 5-0), who are all alone in first place in the Mountain Division of the MW, tallied 528 yards of offense.

Trailing 35-7 at intermission, Utah State showed some fight in the second half and actually pulled to within a touchdown after scoring 21 unanswered points in a span of 2:41 during the third quarter. Hobbs accounted for two of those scores on touchdown runs of 2 and 10 yards, respectively, less than a minute apart.

Freshman WR Rayshad Lewis began the comeback bid when he caught a 5-yard touchdown pass from junior QB Kent Myers with 8:01 remaining in the third. Myers finished 17-of-29 for 235 yards and the one score before leaving the game with an injury.

Lewis finished with seven catches for 56 yards, while senior TE Wyatt Houston tied his career high with five catches for 37 yards. He has now caught at least one pass in 15 consecutive games.

After the Aggies pulled to within 35-28 with 5:20 left in the third, the Cowboys seized control for good by scoring the game's final 17 points.

Senior LB Anthony Williams led all defenders in the game with a career-high 13 tackles, including 0.5 tackles for loss. Redshirt sophomore BS Gaje Ferguson added a career-best 10 stops, including 1.0 tackles for loss, and a pass breakup in his first career start. And senior CB Daniel Gray intercepted a pass in the third quarter to help set up one of the Aggies' scores.

Wyoming scored touchdowns on four of its five first-half drives as Allen threw touchdown passes of 25 and 15 yards, respectively, and ran for a 1-yard score. Hill had the other touchdown on his 56-yard run.

After the Cowboys opened a 21-0 lead, Utah State cracked the score-board on a 1-yard touchdown run by Hobbs with 10:42 left in the second quarter. Lewis helped keep the drive alive when he caught an 18-yard pass from Myers on third-and-5 from the Aggies' 43.

Wyoming took a 35-7 lead into the break following a 46-yard touchdown pass from Allen to Tanner Gentry with 54 seconds left in the second quarter. Gentry was blanketed by USU junior CB Wesley Bailey, but made a diving catch in the left corner of the end zone for the score.



Redshirt senior LB Anthony Williams (16) had a career-high 13 tackles, including 0.5 tackles for loss, against the Cowboys.



/// GAME 8 RECAP vs. SAN DIEGO STATE ///



October 28, 2016

MERLIN OLSEN FIELD AT MAVERIK STADIUM

SCORING SUMMARY

	1	2	3	4	FINAL
San Diego State	10	10	3	17	40
Utah State	7	0	0	6	13

First Quarter

USU - Myers 10 yd run (Warren kick, 8:08)
SDSU - Washington 39 yd run (Baron kick, 7:11)
SDSU - Baron 21 yd field goal (1:04)

Second Quarter

SDSU - Truxton 10 yd pass from Chapman (Baron kick, 6:33)
SDSU - Baron 41 yd field goal (:00)

Third Quarter

SDSU - Baron 43 yd field goal (8:24)

Fourth Quarter

SDSU - Baron 23 yd field goal (14:49)
SDSU - Washington 1 yd run (Baron kick, 13:33)
SDSU - Smith 28 yd int. (Baron kick, 13:21)
USU - Colston-Green 23 yd pass from Myers (Kick failed, 7:59)
Attendance: 15,067

TEAM STATISTICS

	SDSU	USU
First Downs	20	12
Rushing	400	71
Passing	14	181
Fumbles: Number-Lost	0-0	1-1
Penalties: Number-Yards	4-40	4-39
Punts-Yards/Avg.	3-132/44.0	7-310/44.3
Punt returns: No-Yds-TD/Avg.	0-0-0/0.0	2-(-3)-0/-1.5
Kickoff Returns: No-Yds-TD/Avg.	2-62-0/31.0	6-100-0/16.7
Interceptions: No-Yds-TD	1-28-1	0-0-0
Fumble Returns: No-Yds-TD	0-0-0	0-0-0
Possession Time	36:45	23:15
Third-Down Conversions	7-of-14	5-of-14

INDIVIDUAL RUSHING

SDSU: Pumphrey 32-223; Washington 14-137, 2TD
USU: Myers 9-26, TD; Hobbs 6-23; Mays 8-19; Lindsey 3-5; Hunt 1-3; Lewis 1-(-5)

INDIVIDUAL PASSING (C-A-I, Yds, TD)

SDSU: Chapman 4-9-0, 14, 1; Pumphrey 0-1-0, 0, 0
USU: Myers 11-26-1, 181, 1

INDIVIDUAL RECEIVING

SDSU: Truxton 1-10, TD; Houston 1-5; Penny 1-0; Wells 1-(-1)
USU: Houston 3-40; Tarver 3-28; Colston-Green 2-30, TD; Byers 1-43; Lewis 1-22; Rodriguez 1-18

USU Punt Returns: Rodriguez 2-(-3)

USU KO Returns: Bright 4-69; Hunt 2-31

USU Interception Returns: None

USU Tackle Leaders: Leavitt 9, Christiansen 8, Williams 7, 'Unga 6

UTAH STATE STARTERS

OFFENSE

LT Albrecht
LG Hockel
C Stephens
RG Simonich
RT Brooksby
WR Colston-Green
WR Lewis
WR Tarver
TE Houston
RB Lindsey
QB Myers

DEFENSE

DE Ali'ifua
DT Seefeldt
DT M. Uasike
DE Faimalo
LB Carmen
LB Christiansen
LB L. Uasike
CB Bailey
CB Davis
SS Leavitt
FS Rocquemoore



Junior QB Kent Myers (2) was 11-of-26 passing for 181 yards with one touchdown and one interception in Utah State's 40-13 home loss to San Diego State. Myers also carried the ball nine times for 26 yards and one touchdown against the Aztecs.

LOGAN, Utah - Utah State found the end zone on its first possession of the game and junior QB **Kent Myers** moved into the school's top-10 list for career touchdown passes, but the Aggies couldn't overcome 40 unanswered points scored by San Diego State in a 40-13 loss to the Aztecs on Friday, Oct. 28, 2016 on Merlin Olsen Field at Maverik Stadium.

Myers completed 11-of-26 passes for 181 yards and a 23-yard touchdown pass to junior WR **Jaren Colston-Green** midway through the fourth quarter. He is now tied with Travis Cox (2001-04) for 10th in career touchdown passes with 29.

Myers was also the Aggies' leading rusher on the day with 26 yards, including a 10-yard touchdown run that gave Utah State (3-5, 1-4 Mountain West) a 7-0 lead with 8:08 left in the first quarter.

San Diego State (7-1, 4-0) rushed for 400 yards on 57 carries. A pair of Aztecs eclipsed the century mark on the ground as Donnel Pumphrey rushed for 223 yards on 32 carries, while Juwan Washington added 137 yards and two scores. SDSU finished the game with 414 yards of total offense.

Utah State allowed just 14 yards passing, which is tied for the fourth-fewest given up by the Aggies and the fewest since allowing one yard to Colorado State in 1976.

Senior TE **Wyatt Houston** led the Aggies with three catches for 40 yards. He has now caught at least one pass in 14 straight games. Sophomore WR **Ron'quavion Tarver** also had three catches in the game for 28 yards, while Colston-Green tied his career high with two receptions for 30 yards. Junior WR **Alex Byers** also had a career long catch of 43 yards in the game.

In his return from a foot injury, junior BS **Dallin Leavitt** recorded a game-high nine tackles and a quarterback hurry. Sophomore LB **Chase Christiansen** added eight stops, including 1.5 tackles for loss and 1.0 sacks. Two other Aggie defenders had career nights as redshirt freshman NG **Christopher 'Unga** finished the game with a career best six tackles, while senior DE **Siua Taufa** had a career high five stops.

After forcing the Aztecs to punt on their first series of the game, Utah State marched 70 yards in seven plays, capped by Myers' 10-yard touchdown run.

However, San Diego State proceeded to end the first half by scoring 20 unanswered points, the final three coming on a 41-yard field goal by John Baron as time ran out on the clock. It was one of four field goals he booted on the night.

Utah State, which finished with a season-low 252 yards of total offense, had just 14 yards the remainder of the first half following its game-opening drive.

The Aztecs, who eventually scored 40 unanswered points before Colston-Green's touchdown, controlled the clock as they held the ball for nearly 37 minutes as the Aztecs had 20 first downs in the game as compared to just 12 for Utah State as the Aggies were 5-of-14 on third downs while SDSU converted 7-of-14 third down attempts.

For the sixth straight game, Utah State's defense did not force a turnover as the Aggies have just one take-away in its last six games. Offensively, USU committed two turnovers in the game on an interception and fumble, both in the second half, as USU has now committed eight turnovers on the season with five interceptions and three fumbles.



Junior BS Dallin Leavitt (2) had a game-high nine tackles to go along with a quarterback hurry against the Aztecs.





/// GAME 7 RECAP vs. FRESNO STATE ///



October 22, 2016

MERLIN OLSEN FIELD AT MAVERIK STADIUM

SCORING SUMMARY

	1	2	3	4	FINAL
Fresno State	7	7	3	3	20
Utah State	7	10	7	14	38

First Quarter

USU - Roberts 21 yd pass from Myers (Warren kick, 10:23)
FS - James 3 yd run (Kroening kick, 1:28)

Second Quarter

USU - Cheney blocked punt return (Warren kick, 6:22)
USU - Warren 43 yd field goal (3:45)
FS - Rice 1 yd run (Kroening kick, :24)

Third Quarter

USU - Houston 5 yd pass from Myers (Warren kick, 11:50)
FS - Kroening 27 yd field goal (4:13)

Fourth Quarter

USU - Tarver 25 yd pass from Myers (Warren kick, 14:25)
FS - Kroening 49 yd field goal (11:41)
USU - Hobbs 4 yd run (Warren kick, 7:14)

Attendance: 15,067

TEAM STATISTICS

	FS	USU
First Downs	23	24
Rushing	114	204
Passing	205	188
Fumbles: Number-Lost	0-0	0-0
Penalties: Number-Yards	10-80	5-40
Punts-Yards/Avg.	6-168/28.0	4-131/32.8
Punt returns: No-Yds-TD/Avg.	0-0-0/0.0	2-23-1/11.5
Kickoff Returns: No-Yds-TD/Avg.	4-69-0/17.2	3-47-0/15.7
Interceptions: No-Yds-TD	0-0-0	0-0-0
Fumble Returns: No-Yds-TD	0-0-0	0-0-0
Possession Time	33:30	26:30
Third-Down Conversions	8-of-20	5-of-11

INDIVIDUAL RUSHING

FS: James 29-80, TD; Virgil 8-28
USU: Lindsey 23-90; Myers 8-66; Hunt 4-24; Lewis 1-14; Byers 1-10; Hobbs 1-4, TD

INDIVIDUAL PASSING (C-A-I, Yds, TD)

FS: Virgil 27-44-0, 205, 1
USU: Myers 17-29-0, 188, 3

INDIVIDUAL RECEIVING

FS: Jordan 10-67; Johnson 6-59; Hardaway 3-47; Rid-
dering 3-11
USU: Houston 5-43, TD; Tarver 3-54, TD; Rodriguez 3-26;
Roberts 2-49, TD; Lewis 2-4; Lindsey 1-8; Williams 1-4

USU Punt Returns: Painter 1-20; Rodriguez 1-3

USU KO Returns: Williams 2-38; Hunt 1-9

USU Interception Returns: None

USU Tackle Leaders: Centers 10; L. Uasike 10; Chris-
tiansen 9; Haney 8; Larsen 8

UTAH STATE STARTERS

OFFENSE

LT	Albrecht	DE	Faimalo
LG	Hockel	DT	Seefeldt
C	Stephens	DT	Ali'ifua
RG	Simonich	LB	Larsen
RT	Brooksby	LB	Uasike
WR	Tarver	LB	Huerta
WR	Van Leeuwen	CB	Haney
WR	Rodriguez	CB	Gray
TE	Houston	CB	Davis
RB	Lindsey	SS	Rocquemore
QB	Myers	FS	Centers

DEFENSE



Junior QB Kent Myers (2) was 17-of-29 passing for 188 yards and a season-high three touchdowns in Utah State's 38-20 home win against Fresno State. Myers also carried the ball eight times for 66 yards against the Bulldogs.

LOGAN, Utah - Junior QB Kent Myers passed for 188 yards and three touchdowns to three different receivers as Utah State won its first Mountain West game of the season with a 38-20 victory against Fresno State on Saturday, Oct. 22, on Merlin Olsen Field at Maverik Stadium.

Myers was 17-of-29 and threw touchdown passes of 21, 5 and 25 yards, respectively, to junior WR Braelon Roberts, senior TE Wyatt Houston and sophomore WR Ron'quavion Tarver. It is the first time this season and fifth time in his career Myers has thrown at least three touchdown passes in a game.

Houston led the Aggies (3-4, 1-3 MW), who snapped a three-game losing streak, with a career-high five catches for 43 yards. His 5-yard touchdown reception with 11:50 left in the third quarter gave the Aggies a 24-14 lead. Just 35 seconds into the fourth, Tarver pulled down a 25-yard touchdown catch in the back corner of the end zone to make it 31-17.

While senior RB Devante Mays returned from injury and played briefly, it was junior RB Tonny Lindsey, Jr. that led Utah State's rushing attack with a career-high 23 carries for 90 yards. Myers added 66 yards on just eight carries.

Junior QB Damion Hobbs capped the Aggies' scoring output with a 4-yard touchdown run midway through the fourth quarter.

The Aggies finished with 392 yards of total offense, including 204 on the ground and 188 through the air. Defensively, senior FS Devin Centers and senior LB Leki Uasike had 10 tackles apiece for Utah State. Uasike had eight of his tackles in the first quarter alone. Sophomore LB Chase Christiansen added a career-high nine tackles, while redshirt freshman CB Cameron Haney recorded a career-high eight tackles to go along with a career-best two pass breakups.

Fresno State (1-7, 0-4) recorded 319 yards of offense. Quarterback Chason Virgil was 27-of-44 for 205 yards and a touchdown, while RB Dontel James rushed for 80 yards and a touchdown on 29 carries.

Kody Kroening kicked a 27- and 49-yard field goal for Fresno State, which lost for the fifth straight time.

Utah State opened the scoring when Roberts caught his first career touchdown pass, a 21-yarder from Myers with 10:23 left in the first quarter. Fresno State followed suit with a 15-play, 86-yard drive that resulted in a 3-yard touchdown run by James to tie the game at 7-apiece.

The Aggies went back in front for good thanks to a nice special teams play. Senior CB Jentz Painter came in untouched from the left side and blocked a punt, which was recovered by fellow senior CB Austin Cheney in the end zone for a touchdown to give Utah State a 14-7 lead with 6:22 remaining in the first half. Painter forced the Bulldogs to punt one play earlier as he sacked Virgil on a third-and-12 play.

A career-long 43-yard field goal by senior PK Brock Warren made it 17-7 for the Aggies with 3:45 to go. However, the Bulldogs went into the halftime break with momentum as Jared Rice caught a 1-yard touchdown pass from Virgil to pull Fresno State within three.



Senior CB Jentz Painter (31) recorded a sack and blocked a punt that was recovered in the end zone for a touchdown on consecutive plays against the Bulldogs.



/// GAME 6 RECAP vs. COLORADO STATE ///



October 8, 2016

HUGHES STADIUM

SCORING SUMMARY

	1	2	3	4	FINAL
Utah State	14	10	0	0	24
Colorado State	10	0	14	7	31

First Quarter

CSU - Bryan 21 yd field goal (12:27)
 USU - Bright 41 yd run (Warren kick, 11:28)
 CSU - Johnson 19 yd pass from Hill (Bryan kick, 8:22)
 USU - Myers 4 yd run (Warren kick, 1:25)

Second Quarter

USU - Myers 14 yd run (Warren kick, 11:15)
 USU - Warren 36 yd field goal (1:09)

Third Quarter

CSU - Gallup 60 yd pass from Hill (Bryan kick, 12:22)
 CSU - Matthews 1 yd run (Bryan kick, :30)

Fourth Quarter

CSU - Matthews 10 yd run (Bryan kick, 10:33)
 Attendance: 32,387

TEAM STATISTICS

	USU	CSU
First Downs	23	22
Rushing	251	224
Passing	205	240
Fumbles: Number-Lost	3-1	0-0
Penalties: Number-Yards	9-71	8-79
Punts-Yards/Avg.	7-268/38.3	7-320/45.7
Punt returns: No-Yds-TD/Avg.	2-1-0/0.5	1-0-0/0.0
Kickoff Returns: No-Yds-TD/Avg.	1-29-0/29.0	1-20-0/20.0
Interceptions: No-Yds-TD	0-0-0	1-0-0
Fumble Returns: No-Yds-TD	0-0-0	0-0-0
Possession Time	27:42	32:18
Third-Down Conversions	7-of-16	5-of-17

INDIVIDUAL RUSHING

USU: Lindsey 17-137; Myers 15-50, 2TD; Bright 2-40, TD;
 Lewis 2-16; Hunt 2-5; Williams 1-3
CSU: Dawkins 14-125; Matthews 23-73, 2TD; Hill 3-13;
 Clark 2-10; Hunt 1-6; Bauta 1-5

INDIVIDUAL PASSING (C-A-I, Yds, TD)

USU: Myers 18-33-1, 205, 0; Hobbs 1-1-0, 0, 0
CSU: Hill 14-25-0, 203, 2; Stevens 3-7-0, 37, 0

INDIVIDUAL RECEIVING

USU: Lewis 7-106; Houston 3-23; Lindsey 3-16; Williams
 2-5; Tarver 1-36; Hunt 1-16; Cortazzo 1-3; Hervey 1-0
CSU: Gallup 7-140, TD; Johnson 3-45, TD; Dawkins 3-17;
 Ruiz 2-27; Matthews 1-8; Fackrell 1-3

USU Punt Returns: Rodriguez 2-1

USU KO Returns: Bright 1-29

USU Interception Returns: None

USU Tackle Leaders: Rocquemore 10; Seefeldt 9; L.
 Uasike 7; Centers 6; Huerta 6

UTAH STATE STARTERS

OFFENSE

LT Albrecht
 LG Hockel
 C Stephens
 RG Simonich
 RT Brooksby
 WR Rodriguez
 WR Lewis
 WR Roberts
 WR Williams
 RB Hunt
 QB Myers

DEFENSE

DE Faimalo
 DT Seefeldt
 DT Ali'ifua
 LB Larsen
 LB Carmen
 LB Huerta
 LB Tobeck
 CB Davis
 CB Gray
 BS Rocquemore
 FS Centers



Junior RB Tonny Lindsey, Jr. (4) rushed for a career-high 137 yards on 17 carries and added three receptions for 16 yards in Utah State's 31-24 loss at Colorado State.

FORT COLLINS, Colo. - Junior RB Tonny Lindsey, Jr. rushed for a career-high 137 yards and junior QB Kent Myers rushed for two touchdowns - both in the first half - but Utah State came up short in a 31-24 loss at Colorado State on Saturday, Oct. 8, 2016.

The Aggies fell to 2-4 overall and 0-3 in Mountain West play heading into their one and only bye week. With the win, the Rams improved to 3-3 and 1-1.

Utah State finished the game with 456 yards of offense (251 rushing, 205 passing) and Colorado State had 464 yards (240 passing, 224 rushing). For USU, those 456 yards are its second-most in a game this season. However, the 464 yards by Colorado State are the most by an Aggie opponent this season, as are the 224 rushing yards.

Utah State also committed two turnovers in the game with one fumble and one interception, and did not force a Colorado State turnover, marking the second time in the last three games that USU's defense has not recorded a takeaway.

Myers rushed for 50 yards and the two scores on 15 carries, while redshirt freshman WR Gerold Bright scored on a 41-yard run to give Utah State a 7-3 lead with 11:28 remaining in the first quarter.

After Colorado State QB Collin Hill threw a 19-yard touchdown pass to Olabisi Johnson to give the Rams a 10-7 lead, Myers scored from four yards out to put the Aggies back on top, 14-10 with 1:25 remaining in the first.

Utah State increased its lead to 21-10 with 11:15 left in the second quarter following a 14-yard touchdown run by Myers. Senior PK Brock Warren made it 24-10 at the break when he made a 36-yard field goal into the wind with 1:09 remaining on the clock. Sophomore WR Ron'Quavion Tarver helped set up the score with a 36-yard catch down the east sideline.

However, the Rams erased the Aggies' two-touchdown deficit in the third quarter as Michael Gallup caught a 60-yard touchdown pass from Hill and Izzy Matthews scored on a 1-yard touchdown run to knot the game at 24-apiece.

Colorado State went ahead for good courtesy of another touchdown run by Matthews, this time from 10 yards out, to make it 31-24 with 10:33 remaining in the game.

Matthews finished with 73 yards rushing on 23 carries. Hill was 14-of-25 for 203 yards and two touchdowns before leaving with an injury in the second half.

Freshman WR Rayshad Lewis led the Aggies in receiving with a career-high-tying seven catches for a career-best 106 yards.

Senior TE Wyatt Houston caught three passes for 23 yards and has now caught a pass in a team-leading 12 straight games.

Sophomore FS Jontrell Rocquemore led Utah State defensively with a career-high 10 tackles and redshirt senior NG Travis Seefeldt added nine stops and 2.0 tackles for loss, both career highs. Senior DE Siua Taufa also recorded a career high in tackles with five, which included 1.0 tackles for loss. Junior CB Jalen Davis added three tackles and a team-high two pass breakups as the Aggies posted five pass breakups overall.

Colorado State finished the game controlling the time of possession, 32:18 to 27:42. CSU was also 5-of-17 on third downs as compared to 7-of-16 for the Aggies.



Redshirt senior NG Travis Seefeldt (70) had nine tackles, including 2.0 tackles for loss, against the Rams, both of which are career highs.





/// GAME 5 RECAP vs. #24 BOISE STATE ///



October 1, 2016

ALBERTSONS STADIUM

SCORING SUMMARY

	1	2	3	4	FINAL
Utah State	0	3	0	7	10
Boise State	7	0	7	7	21

First Quarter

BSU - McNichols 61 yd pass from Wilson (Rausa Kkck, 5:56)

Second Quarter

USU - Warren 28 yd field goal (12:27)

Third Quarter

BSU - Sperbeck 5 yd pass from Rypien (Rausa kick, 8:07)

Fourth Quarter

BSU - Wilson 36 yd pass from Rypien (Rausa kick, 12:03)

USU - Rodriguez 30 yd pass from Myers (Warren kick, 7:41)

Attendance: 36,602

TEAM STATISTICS

	USU	BSU
First Downs	18	19
Rushing	71	154
Passing	287	230
Fumbles: Number-Lost	0-0	1-1
Penalties: Number-Yards	12-90	8-101
Punts-Yards/Avg.	9-352/39.1	7-306/43.7
Punt returns: No-Yds-TD/Avg.	2-20-0/10.0	2-2-0/1.0
Kickoff Returns: No-Yds-TD/Avg.	1-5-0/5.0	2-46-0/23.0
Interceptions: No-Yds-TD	0-0-0	0-0-0
Fumble Returns: No-Yds-TD	0-0-0	0-0-0
Possession Time	28:48	31:12
Third-Down Conversions	4-of-19	8-of-16

INDIVIDUAL RUSHING

USU: Myers 12-47; Lindsey 8-15; Hunt 5-9

BSU: McNichols 30-132; Demas 3-11; Butler 1-6; Rypien 5-3; Sperbeck 1-2

INDIVIDUAL PASSING (C-A-I, Yds, TD)

USU: Myers 29-50-0, 287, 1

BSU: Rypien 15-24-0, 163, 2; Weaver 1-1-0, 6, 0; Wilson 1-1-0, 61, 1

INDIVIDUAL RECEIVING

USU: Lewis 7-82; Rodriguez 6-89, TD; Tarver 5-29; Houston 3-41; Roberts 3-35; Lindsey 3-(-2); Hunt 1-7; Colston-Green 1-6

BSU: McNichols 6-73, TD; Sperbeck 5-64, TD; Wilson 2-46, TD; Anderson 2-38; Dhaenens 1-6; Roh 1-3

USU Punt Returns: Rodriguez 2-20

USU KO Returns: Hervey 1-5

USU Interception Returns: None

USU Tackle Leaders: Williams 7, Gray 6, Centers 5, Carmen 4, Rocquemore 4

UTAH STATE STARTERS

OFFENSE

LT Albrecht
LG Hockel
C Stephens
RG Simonich
RT Brooksby
WR Rodriguez
WR Lewis
WR Tarver
TE Houston
RB Lindsey
QB Myers

DEFENSE

DE Togiai
DT Seefeldt
DT Ali'ifua
LB Carmen
LB Williams
LB Huerta
LB Larsen
CB Davis
CB Gray
BS Rocquemore
FS Centers



Junior QB Kent Myers (2) was 29-of-50 passing for 287 yards with one touchdown in Utah State's 21-10 road loss to 24th-ranked Boise State. Myers, who also had 47 rushing yards on 12 carries, had a career-high in attempts and tied his career-high in completions.

BOISE, Idaho - Utah State's defense did something no other team has been able to accomplish this season against No. 24 Boise State, which was hold the Broncos to less than 30 points and fewer than 400 yards of total offense.

Unfortunately for the Aggies, Boise State's defense was also up to the challenge. Quarterback Brett Rypien passed for 163 yards and two touchdowns and the Broncos' defense made sure it held up in a hard-fought 21-10 victory over the Aggies on Saturday, Oct. 1, 2016, at Albertsons Stadium.

Utah State dropped to 2-3 overall and 0-2 in the Mountain West, while Boise State improved to 4-0 on the season and 1-0 in conference play.

Redshirt senior LB **Anthony Williams** had seven tackles, including 1.0 tackles for loss, and senior CB **Daniel Gray** added a career-high-tying six stops as the Aggies limited the Broncos to a season-low 384 yards of total offense and 17 points below their average.

Junior QB **Kent Myers** was 29-of-50 passing for 287 yards and one touchdown for the Aggies, who were limited to 358 total yards. His completions tied his career high, while his attempts were a career best.

Myers' lone touchdown pass of the night came with 7:41 remaining in the game, a 30-yarder to senior WR **Andrew Rodriguez** that pulled Utah State to within 21-10. Rodriguez finished with six catches for a career-high 89 yards.

Freshman WR **Rayshad Lewis** led Utah State with a career-best seven receptions for a career-high 82 yards, while senior TE **Wyatt Houston** finished with three catches for 41 yards to extend his streak of catching a pass to 11 straight games.

Since being held without a catch in the season opener against Weber State, sophomore WR **Ron'quavion Tarver** has now caught a team-best 21 passes for 233 yards and a touchdown. Against the Broncos, he hauled in five receptions for 29 yards.

Myers also led the Aggies in rushing with 47 yards on 12 carries, including a season-long rush of 45 yards to open the third quarter.

Boise State WR Cedrick Wilson threw a touchdown pass and caught one, helping the Broncos open a 21-3 lead with 12:03 to go in the fourth quarter.

Wilson and the Broncos struck first on his 61-yard touchdown pass to RB Jeremy McNichols on a trick play with 5:56 left in the first quarter.

The Aggies got on the board when senior PK **Brock Warren** booted a 28-yard field goal early in the second quarter to cut the deficit to 7-3. The 12-play, 45-yard drive was kept alive by a 2-yard run from junior RB **Tonny Lindsey, Jr.** on fourth-and-1 from the Boise State 31-yard line. Utah State eventually moved the ball down to the Broncos' 13, where it had it first-and-10, but the Aggies only gained two more yards after that and had to settle for Warren's field goal.

Utah State had a golden opportunity to put even more points on the board right before half after redshirt-freshman WR **Gerold Bright** recovered a muffed punt by Boise State on the Broncos' 25-yard line with 2:33 remaining in the second quarter.

The Aggies moved the ball down to the Boise State 9-yard line, but Myers was sacked on a third-and-5 play and USU had to settle for a 32-yard field goal try by Warren. Unfortunately for the Aggies, the senior missed wide left as time expired on the half.



Sophomore FS Jontrell Rocquemore (27) had four tackles and his first career sack in USU's loss to the Broncos.

November 7, 2016 • 23



/// GAME 4 RECAP vs. AIR FORCE ///



September 24, 2016

MERLIN OLSEN FIELD AT MAVERIK STADIUM

SCORING SUMMARY

	1	2	3	4	FINAL
Air Force	3	14	0	10	27
Utah State	7	3	0	10	20

First Quarter

AFA - Strebel 28 yd field goal (8:11)

USU - Lewis 43 yd pass from Myers (Warren kick, 6:53)

Second Quarter

USU - Warren 23 yd field goal (10:33)

AFA - Williams 4 yd run (Strebel kick, 8:27)

AFA - Refitt 12 yd pass from Romine (Strebel kick, :13)

Fourth Quarter

USU - Warren 23 yd field goal (12:02)

AFA - Owens 1 yd run (Strebel kick, 5:06)

AFA - Strebel 33 yd field goal (2:57)

USU - Myers 1 yd run (Warren kick, :32)

Attendance: 23,104

TEAM STATISTICS

	AFA	USU
First Downs	17	22
Rushing	213	42
Passing	113	372
Fumbles: Number-Lost	2-0	2-1
Penalties: Number-Yards	8-66	7-46
Punts-Yards/Avg.	6-221/36.8	3-100/33.3
Punt returns: No-Yds-TD/Avg.	0-0-0/0.0	2-22-0/11.0
Kickoff Returns: No-Yds-TD/Avg.	2-82-0/41.0	2-33-0/16.5
Interceptions: No-Yds-TD	1-0-0	0-0-0
Fumble Returns: No-Yds-TD	0-0-0	0-0-0
Possession Time	30:29	29:31
Third-Down Conversions	6-of-15	10-of-20

INDIVIDUAL RUSHING

AFA: Johnson 15-59; Williams 7-51, TD; McVey 3-34

USU: Hervey 1-26; Lindsey 17-18; Mays 1-2; Myers 13-(-4), TD

INDIVIDUAL PASSING (C-A-I, Yds, TD)

AFA: Romine 5-13-0, 113, 1

USU: Myers 29-47-1, 360, 1; Nelson 1-1-0, 12, 0

INDIVIDUAL RECEIVING

AFA: Robinette 2-48; Cleveland 1-47; Refitt 1-12, TD; McVey 1-6

USU: Tarver 9-143; Rodriguez 7-64; Lindsey 4-40; Lewis 3-52, TD; Roberts 2-32; Van Leeuwen 2-13; Williams 1-12; Thompson 1-12; Houston 1-4

USU Punt Returns: Rodriguez 2-22

USU KO Returns: Bright 1-20; Leavitt 1-13

USU Interception Returns: None

USU Tackle Leaders: Huerta 13, Williams 11, Davis 8, Carmen 7, Seefeldt 7

UTAH STATE STARTERS

OFFENSE

LT Albrecht
 LG Hockel
 C Stephens
 RG Simonich
 RT Brooksby
 WR Lewis
 WR Van Leeuwen
 WR Rodriguez
 RB Hervey
 RB Lindsey
 QB Myers

DEFENSE

DE Togiai
 DT Seefeldt
 DT Ali'ifua
 LB Larsen
 LB Carmen
 LB Huerta
 LB Williams
 CB Gray
 CB Davis
 SS Leavitt
 FS Centers



Junior QB Kent Myers (2) was 29-of-47 passing for 360 yards with one touchdown and one interception in Utah State's 27-20 home loss to Air Force. For Myers, those 29 completions are a career-high, while his 360 passing yards are the second-most in his career. Myers also rushed 13 times against the Falcons and scored on a 1-yard run.

LOGAN, Utah - Sophomore WR Ron'quavion Tarver had his best game as an Aggie, but it still wasn't enough as Utah State lost its Homecoming game to Air Force, 27-20, on Saturday, Sept. 24, 2016, on Merlin Olsen Field at Maverik Stadium.

Tarver caught a career-best nine passes for a career-high 143 yards, including a career-long of 42 yards. His final catch of the night, a 35-yarder, set up junior QB Kent Myers' 1-yard touchdown run on third-and-goal that pulled Utah State (2-2, 0-1 MW) to within 27-20 with 32 seconds left in the Mountain West opener for both teams.

However, the Falcons (3-0, 1-0 MW) recovered the ensuing on-side kick and proceeded to run out the clock. Quarterback Nate Romine was 5-of-13 for 113 yards and a touchdown for Air Force.

Utah State finished the game with 414 yards of total offense (372 passing, 42 rushing) as compared to 326 total yards for Air Force (213 rushing, 113 passing). The difference in the game was turnovers, as the Falcons scored 14 points off two Aggie miscues and did not commit a turnover.

In all, Utah State's defense held the nation's top-ranked rushing offense to 219.5 yards below its season average as the Falcons entered the game averaging 432.5 rushing yards per game to lead the nation. AFA also ranked fifth nationally in total offense (566.5 ypg) entering the game, but was held to just 326 yards.

Myers completed a career-best 29 passes on a career-high-tying 47 attempts for 360 yards and a 43-yard touchdown pass to freshman WR Rayshad Lewis that gave Utah State a 7-3 lead with 6:53 left in the first quarter.

For Lewis, who caught three passes on the night for 52 yards, it was his first career touchdown. Fellow wide receiver, senior Andrew Rodriguez, had a career-best seven receptions for 64 yards.

Defensively, a pair of Aggie linebackers shined for Utah State as junior Alex Huerta recorded a game- and career-best 13 tackles, while senior Anthony Williams added a career-high 11 stops, including 1.0 sacks, to go along with two quarterback hurries and a forced fumble. Junior CB Jalen Davis also had a career-high in tackles with eight, which included a career-high-tying 2.0 tackles for loss, to go along with a forced fumble and pass breakup. Redshirt senior NG Travis Seefeldt was the fourth Aggie defender to have a career-night as he posted a career-high seven tackles, including 0.5 tackles for loss.

Utah State trailed 17-10 after the Falcons drove 88 yards in six plays, capped by a 12-yard touchdown pass from Romine to Ryan Refitt with just 13 seconds left in the second quarter.

Defensive back Roland Ladipo helped set up the score when he intercepted Myers' pass in the red zone. The Falcons also cashed in on a fumble by Myers in the fourth quarter, turning the takeaway into seven points and a 27-13 lead with 2:57 to go.

After Lewis' first-quarter score, senior PK Brock Warren made it 10-3 in the second when he booted a 23-yard field goal. Warren added another 23-yard field goal in the fourth quarter to pull the Aggies to within 17-13 with 12:02 remaining.

Utah State finished the game converting 10-of-20 third down attempts.



Redshirt senior LB Anthony Williams (16) had a career-high 11 tackles, which included his first career sack, to go along with a forced fumble against the Falcons.





/// GAME 3 RECAP vs. ARKANSAS STATE ///



September 16, 2016

MERLIN OLSEN FIELD AT MAVERIK STADIUM

SCORING SUMMARY

	1	2	3	4	FINAL
Arkansas State	0	0	14	6	20
Utah State	17	7	3	7	34

First Quarter

USU - Tarver 4 yd pass from Myers (Warren kick, 11:29)

USU - Warren 38 yd field goal (4:51)

USU - Hobbs 1 yd run (Warren kick, 2:04)

Second Quarter

USU - Lindsey 28 yd run (Warren kick, 14:01)

Third Quarter

ASU - Wand 4 yd run (Houston kick, 11:18)

ASU - Paschal 44 yd pass from Hansen (Houston kick, 8:18)

USU - Warren 30 yd field goal (5:34)

Fourth Quarter

ASU - Houston 23 yd field goal (12:29)

ASU - Houston 22 yd field goal (7:28)

USU - Lindsey 1 yd run (Warren kick, :29)

Attendance: 21,091

TEAM STATISTICS

	ASU	USU
First Downs	16	18
Rushing	70	198
Passing	287	136
Fumbles: Number-Lost	1-1	2-0
Penalties: Number-Yards	18-129	6-54
Punts-Yards/Avg.	7-248/35.4	8-303/37.9
Punt returns: No-Yds-TD/Avg.	0-0-0/0.0	2-121-1/60.5
Kickoff Returns: No-Yds-TD/Avg.	2-43-0/21.5	1-5-0/5.0
Interceptions: No-Yds-TD	1-0-0	2-19-0
Fumble Returns: No-Yds-TD	0-0-0	1-17-0
Possession Time	29:17	30:43
Third-Down Conversions	2-of-12	6-of-16

INDIVIDUAL RUSHING

ASU: Wand 15-61, TD; Hansen 7-8

USU: Lindsey 19-98, 2TD; Myers 11-63; Hunt 10-20; Bright 3-10; Hobbs 2-5, TD; Hervey 2-2

INDIVIDUAL PASSING (C-A-I, Yds, TD)

ASU: Hansen 18-26-1, 277, 1; Voytik 2-6-1, 10, 0

USU: Myers 11-25-1, 136, 1

INDIVIDUAL RECEIVING

ASU: Mack 7-82; Sanders 4-35; Paschal 3-65, TD

USU: Houston 3-28; Tarver 3-24, TD; Lewis 2-73; Lindsey 1-12; Rodriguez 1-1; Hunt 1-(-2)

USU Punt Returns: Rodriguez 1-5

USU KO Returns: Williams 4-73; Lindsey 1-0

USU Interception Returns: Rocquemore 1-19; Leavitt 1-0

USU Tackle Leaders: Carmen 12; Rocquemore 7; Centers 7; Williams 6; Christiansen 4; Davis 4; Seefeldt 4

UTAH STATE STARTERS

OFFENSE

LT	Albrecht
LG	Hockel
C	Stephens
RG	Simonich
RT	Brooksby
WR	Colston-Green
WR	Tarver
TE	Palange
TE	Houston
RB	Lindsey
QB	Myers

DEFENSE

DE	Togia
DT	Seefeldt
DT	All'ifua
LB	Larsen
LB	Carmen
LB	Huerta
CB	Davis
CB	Bailey
FS	Rocquemore
BS	Leavitt
FS	Centers



Junior RB Tonny Lindsey, Jr. (4) rushed for a career-high 98 yards on a career-best 19 carries, and scored a career-high two touchdowns on runs of 28 and one yard, in Utah State's 34-20 home win against Arkansas State. Lindsey also caught one pass for 12 yards against ASU.

LOGAN, Utah - Junior RB **Tonny Lindsey Jr.** ran for a career-high 98 yards and two touchdowns as Utah State defeated Arkansas State 34-20 on Friday, Sept. 16, 2016, on Merlin Olsen Field at Maverik Stadium.

Junior QB **Kent Myers** completed 11-of-25 passes for 136 yards and one touchdown, to go along with an interception, to help the Aggies (2-1, 0-0 Mountain West) score the first 24 points of the game. His favorite targets on the night were senior TE **Wyatt Houston** and sophomore WR **Ron'quavion Tarver**, who both caught three passes for 28 and 24 yards, respectively.

For Houston, it was the third consecutive game he has led the Aggies in receiving. Furthermore, he has caught at least one pass in nine straight contests.

Warren Wand rushed for 61 yards and one touchdown on 15 carries for Arkansas State (0-3, 0-0 Sun Belt), which had its three-game winning streak snapped against Utah State. J.D. Houston kicked a pair of fourth-quarter field goals from 23 and 22 yards out, respectively, to pull the Red Wolves to within 27-20 with 7:28 to go.

However, that's as close as they would get the rest of the way. Lindsey shut the door on Arkansas State for good when he scored on a 1-yard touchdown run with 29 seconds left, capping a 13-play, 91-yard drive that took 6:53 off the clock.

Utah State senior LB **Brock Carmen** led all defenders with a career-best 12 tackles, including 1.5 tackles for loss and 1.0 sacks. He also had two quarterback hurries. The Aggies forced three turnovers on the night as senior DE **Siuu Taufa** recovered a fumble, while junior BS **Dallin Leavitt** and sophomore FS **Jontrell Rocquemore** each had an interception.

Utah State took advantage of stellar first-half field position to build a 24-0 lead by the break. In the first quarter alone, the Aggies had three drives start inside Arkansas State territory (9-, 37- and 25-yard lines).

The Aggies opened the scoring when Tarver hauled in his first career touchdown pass, a 4-yarder from Myers, to make it 7-0 with 11:29 left in the first quarter.

The defense helped set up the next score when Taufa recovered a fumble by Arkansas State quarterback Chad Voytik, returning it 10 yards to the Red Wolves' 25-yard line. Taufa then lateraled the ball behind his back to senior FS **Devin Centers**, who proceeded to make his way down to the 18.

Senior PK **Brock Warren** gave the Aggies a 10-0 lead when he drilled a 38-yard field goal with 4:51 left in the quarter. Warren later added a 30-yarder to give the hosts a 27-14 lead late in the third quarter.

Following another takeaway by the Utah State defense, this time courtesy of a Rocquemore interception – the second straight week he's had a pick. The Aggies took over on the Red Wolves' 25 and needed just four plays to find the end zone. Junior QB **Damion Hobbs** kept it on a keeper and scored from a yard out, making it 17-0.

Prior to Hobbs' touchdown run, Myers was injured on a shoulder-to-helmet hit at the goal line. He eventually walked off the field under his own power and returned to the game on the Aggies' very next series.

Utah State opened up its 24-0 cushion when Lindsey took it untouched to the house from 28 yards out.

The Red Wolves only had 92 yards in the first half, but recorded 152 yards and two touchdowns in the third quarter to get back into the game.



Senior LB Brock Carmen (20) had a career-high 12 tackles, which included 1.0 sack and 1.5 tackles for loss, to go along with two QB hurries against the Red Wolves.



/// GAME 2 RECAP vs. USC ///



September 10, 2016

LOS ANGELES MEMORIAL COLISEUM

SCORING SUMMARY

	1	2	3	4	FINAL
Utah State	0	0	7	0	7
USC	7	14	10	14	45

First Quarter

USC - Smith-Schuster 3 yd pass from Browne (Boormeester kick, 11:50)

Second Quarter

USC - Burnett 13 yd pass from Darnold (Boormeester kick, 8:00)

USC - Mitchell Jr. 2 yd pass from Browne (Boormeester kick, :19)

Third Quarter

USC - Boormeester 20 yd field goal (6:38)

USC - Jackson 77 yd punt return (Boormeester kick, 3:49)

USU - Houston 13 yd pass from Myers (Warren kick, :00)

Fourth Quarter

USC - Smith-Schuster 15 yd pass from Darnold (Boormeester kick, 9:45)

USC - Ware 2 yd run (Boormeester kick, 2:44)

Attendance: 62,487

TEAM STATISTICS

	USU	USC
First Downs	13	29
Rushing	49	178
Passing	204	244
Fumbles: Number-Lost	1-0	1-0
Penalties: Number-Yards	5-38	5-51
Punts-Yards/Avg.	6-217/36.2	2-83/41.5
Punt returns: No-Yds-TD/Avg.	1-0-0/0.0	2-121-1/60.5
Kickoff Returns: No-Yds-TD/Avg.	2-43-0/21.5	1-13-0/13.0
Interceptions: No-Yds-TD	1-0-0	1-0-0
Fumble Returns: No-Yds-TD	0-0-0	0-0-0
Possession Time	27:24	32:36
Third-Down Conversions	6-of-16	7-of-13

INDIVIDUAL RUSHING

USC: Davis 16-70; Ware 11-57, TD

USU: Mays 8-24; Lindsey 4-7; Hervey 4-6; Cortazzo 1-3; Hunt 1-2; Lewis 1-0; Myers 1-(-3)

INDIVIDUAL PASSING (C-A-I, Yds, TD)

USC: Browne 23-30-1, 182, 2; Darnold 5-7-0, 62, 2

USU: Myers 25-37-1, 204, 1; Hobbs 0-2-0, 0, 0

INDIVIDUAL RECEIVING

USC: Rogers 7-82; Smith-Schuster 7-56, 2TD; Mitchell 4-5, TD; Burnett 3-24, TD

USU: Tarver 4-37; Lewis 4-34; Houston 4-33, TD; Lindsey 4-8; Rodriguez 2-11; Colston-Green 1-43; Williams 1-9; Mays 1-8; Horne 1-7; Byers 1-6; Roberts 1-6; Hunt 1-2

USU Punt Returns: Rodriguez 1-0

USU KO Returns: Lindsey 1-31; Williams 1-12

USU Interception Returns: Rocquemore 1-0

USU Tackle Leaders: Leavitt 15; Bailey 7; Uasike 7; Larsen 7

UTAH STATE STARTERS

OFFENSE

LT	Albrecht
LG	Hockel
C	Stephens
RG	Simonich
RT	Brooksby
WR	Van Leeuwen
WR	Rodriguez
WR	Lewis
TE	Houston
RB	Mays
QB	Myers

DEFENSE

DE	Togiai
DT	Seefeldt
DT	Ali'ifua
LB	Larsen
LB	Uasike
LB	Huerta
CB	Davis
CB	Gray
CB	Bailey
BS	Leavitt
FS	Centers



Junior QB Kent Myers (2) was 25-of-37 passing for 204 yards with one touchdown and one interception in Utah State's 45-7 loss at USC. Myers also rushed for minus three yards on seven carries.

LOS ANGELES, Calif. - Senior TE Wyatt Houston caught his first touchdown pass of the season and redshirt junior BS Dallin Leavitt recorded a career-high 15 tackles, in Utah State's 45-7 loss to Southern Cal on Saturday, Sept. 10, 2016, at Memorial Coliseum.

Houston's touchdown grab, a six-yarder from junior QB Kent Myers on the final play of the third quarter, pulled the Aggies to within 31-7. Houston tied his career high with four receptions for 33 yards, while Myers was 25-of-37 for 204 yards and the one touchdown, to go along with an interception.

Sophomore WR Ron'quavion Tarver and freshman WR Rayshad Lewis each finished with a career-high four receptions for the Aggies (1-1, 0-0 Mountain West). Tarver led Utah State with 37 yards receiving and Lewis finished with 34.

USC QB Max Browne was 23-of-30 for 182 yards and two touchdowns on the day, while fellow signal caller Sam Darnold was 5-of-7 for 62 yards and two touchdowns. The Trojans (1-1, 0-0 Pac-12) tallied 422 yards of total offense and limited the Aggies to 253.

A scary moment occurred late in the first quarter when senior CB Daniel Gray was injured while making a tackle. He was carted off the field on a stretcher, but gave the announced crowd of 62,487 the thumb's-up sign. After the game was over, Gray was being greeted by his teammates as he stood just outside of the Aggies' locker room.

Leavitt, who was also shaken up late in the first half, recorded 10 of his tackles during the first 30 minutes of play. He also had a pass breakup.

USC struck first following a blocked punt by Michael Pittman, Jr. Quinton Powell recovered it for the Trojans and returned it nine yards to the Aggies' 6-yard line. Three plays later, Browne threw a 3-yard touchdown pass to JuJu Smith-Schuster to give the hosts a 7-0 lead with 11:50 remaining in the first quarter.

Both teams then traded missed field goals as Utah State's Brock Warren missed a 37-yarder wide left, while USC's Matt Boormeester missed one of his own from 47 yards out wide right.


The Trojans led 21-0 at halftime following a couple of second-quarter touchdown passes by Darnold and Browne. Deontay Burnett hauled in a 13-yarder from Darnold with 8:00 left until intermission, then Browne found Steven Mitchell, Jr. from two yards out with 19 seconds remaining on the clock. The second of those two scores came after Myers' pass was intercepted by Leon McQuay III.

Prior to Myers' first interception of the season, the defense created a turnover of its own when sophomore FS Jontrell Rocquemore picked off a pass by Browne.

USC increased its lead to 31-0 in the third quarter courtesy of two special teams scores when Boormeester kicked a 20-yard field goal and Adoree' Jackson returned a punt 77 yards for a touchdown.

Following Houston's touchdown grab, the eighth of his career, the Trojans capped the game's scoring when Smith-Schuster caught a 15-yard touchdown pass from Darnold and Aca'Cedric Ware scored on a 2-yard touchdown run.

Several Aggie defenders had career days including sophomore LB Derek Larsen, who had seven tackles, including 2.0 tackles for loss and 1.0 sack, all of which were career-highs. Junior CB Jalen Davis also had a sack and finished with six tackles.



Junior BS Dallin Leavitt (2) had a career-high 15 tackles to go along with a pass breakup against the Trojans.





/// GAME 1 RECAP vs. WEBER STATE ///



September 1, 2016

MERLIN OLSEN FIELD AT MAVERIK STADIUM

SCORING SUMMARY

	1	2	3	4	FINAL
Weber State	0	6	0	0	6
Utah State	14	7	10	14	45

First Quarter

USU - Mays 18 yd run (Warren kick, 12:41)

USU - Mays 18 yd run (Warren kick, 2:10)

Second Quarter

USU - Mays 66 yd run (Warren kick, 14:35)

WSU - Garrett 1 yd run (Pass failed, :26)

Third Quarter

USU - Hunt 9 yd run (Warren kick, 11:59)

USU - Warren 31 yd field goal (5:19)

Fourth Quarter

USU - Lindsey 35 yd run (Warren kick, 13:07)

USU - Hervey 80 yd run (Warren kick, 7:50)

Attendance: 23,008

TEAM STATISTICS

	WSU	USU
First Downs	16	23
Rushing	108	428
Passing	137	100
Fumbles: Number-Lost	1-0	0-0
Penalties: Number-Yards	2-15	4-30
Punts-Yards/Avg.	7-300/42.9	2-39/19.5
Punt returns: No-Yds-TD/Avg.	0-0-0/0.0	2-28-0/14.0
Kickoff Returns: No-Yds-TD/Avg.	3-28-0/9.3	2-38-0/19.0
Interceptions: No-Yds-TD	0-0-0	1-0-0
Fumble Returns: No-Yds-TD	0-0-0	0-0-0
Possession Time	34:50	25:10
Third-Down Conversions	8-of-19	9-of-12

INDIVIDUAL RUSHING

WSU: Garrett 22-96, TD; Thomson 7-18, Pooler 2-5

USU: Mays 18-208, 3TD; Hervey 3-84, TD; Lindsey 11-67, TD; Myers 7-53; Hunt 2-12, TD; Hobbs 1-8

INDIVIDUAL PASSING (C-A-I, Yds, TD)

WSU: Clark 15-27-1, 137, 0

USU: Myers 11-17-0, 100, 0

INDIVIDUAL RECEIVING

WSU: Vollert 5-70, Livingston 4-18, Satuala 2-19

USU: Houston 3-32, Lewis 3-26, Van Leeuwen 2-28, Rodriguez 1-9, Horne 1-5, Artist 1-0

USU Punt Returns: Rodriguez 2-28

USU KO Returns: Hunt 1-29; Williams 1-9

USU Interception Returns: Leavitt 1-0

USU Tackle Leaders: Uasike 9, Williams 7, Huerta 7, Leavitt 6, Gray 6, Togiai 6

UTAH STATE STARTERS

OFFENSE

LT Albrecht
LG Hockel
C Stephens
RG Simonich
RT Brooksby
WR Van Leeuwen
WR Rodriguez
TE Houston
RB Lindsey
RB Mays
QB Myers

DEFENSE

DE Togiai
DT Seefeldt
DT Ali'ifua
LB Larsen
LB Uasike
LB Huerta
CB Davis
CB Gray
FS Centers
BS Leavitt
FS Rocquemore



Senior RB Devante Mays (32) rushed for a career-best 208 yards and a career-high-tying three touchdowns on 18 carries in the Aggies' season-opening 45-6 home win against Weber State.

LOGAN, Utah - Utah State senior RB **Devante Mays** rushed for a career-high 208 yards and three first-half touchdowns to help the Aggies kick off the 2016 campaign with a dominating 45-6 victory against Weber State on Thursday, Sept. 1, 2016, on Merlin Olsen Field at renovated Maverik Stadium.

Mays became the first Aggie to rush for more than 200 yards in a game since **Kerwynn Williams** gained 235 yards in the 2012 Famous Idaho Potato Bowl against Toledo.

Utah State (1-0, 0-0 Mountain West) finished with 528 yards of total offense, including 428 on the ground. Junior QB **Kent Myers** was 11-of-17 passing for 100 yards. His favorite targets on the night were senior TE **Wyatt Houston** and freshman WR **Rayshad Lewis**, who both caught three passes for 32 and 26 yards, respectively.

Four different running backs scored rushing touchdowns for the Aggies. Mays had three of them, while sophomore **Justen Hervey** and juniors **Tonny Lindsey, Jr.**, and **LaJuan Hunt**, each had one.

Weber State (0-1, 0-0 Big Sky) finished with 245 yards of total offense, but only 89 yards in the second half.

Playing in his first-ever game, senior **Leki Uasike** started at linebacker for Utah State and recorded a team-best nine tackles. Fellow linebackers **Anthony Williams**, a senior, and **Alex Huerta**, a junior, added seven stops apiece. Redshirt junior BS **Dallin Leavitt** added six tackles and the game's lone turnover on an interception.

Utah State found the end zone on just its second play from scrimmage as Mays took the direct snap and scored on an 18-yard touchdown run to give the Aggies a 7-0 lead with 12:41 left in the first quarter.

Mays added two more touchdown runs of 18 and a career-best 66 yards, respectively, to help Utah State, which has defeated the Wildcats eight straight times, build a 21-0 lead with 14:35 to go in the second quarter.

Weber State cut into the lead just before the half when sophomore RB Treshawn Garrett scored on a 1-yard touchdown run with 26 seconds remaining in the second quarter. The Wildcats failed to convert on the extra point, though, when they bobbled the snap, and went into the locker room trailing 21-6. Garrett rushed for 96 yards on 22 carries.

The Aggies took the second-half kickoff and marched 70 yards in seven plays, capped by Hunt's 9-yard touchdown run to make it 28-6 with 11:59 left in the third quarter.

Following an interception - the first of his career - by Leavitt on a third-down play, USU turned the game's only turnover into three points. Senior PK **Brock Warren** capped the 11-play drive with a 31-yard field goal to give the Aggies a 31-6 lead with 5:19 remaining in the third.

Lindsey, Jr., recorded his first-career touchdown when he ran untouched into the end zone from a career-long 35 yards, giving USU a 38-6 lead early in the fourth quarter. The junior finished with 67 yards rushing on 11 carries, both career highs.

Hervey also made his presence felt on the ground as he scored on a career-long 80-yard touchdown run with 7:50 to go, giving the Aggies a 45-6 lead over the Wildcats. Hervey rushed for 84 yards on three carries.

Utah State, which went 1-for-15 on third-down conversions in last year's season-opening 12-9 win against Southern Utah, was 9-for-12 this time around.



Junior BS Dallin Leavitt (2) had six tackles and his first career interception against the Wildcats.





ALEX BYERS
WR • 6-2 • 185 • JR-JC
Riverview, Fla.
(Spoto HS)
(Antelope Valley CC)

1

CAREER STATS - RECEIVING

Year	G/GS	Rec	Yds	Avg	TD	Long
2016	7/0	2	49	24.5	0	43

CAREER HIGHS - RECEIVING

Receptions: 1, twice
Yards: 43, vs. San Diego State (10/28/16)
Long Catch: 43, vs. San Diego State (10/28/16)

CAREER STATS - RUSHING

Year	Rush	Yds	Avg	TD	Long
2016	1	10	10.0	0	10

CAREER HIGHS - RUSHING

Rushes: 1, vs. Fresno State (10/22/16)
Yards: 10, vs. Fresno State (10/22/16)
Long Rush: 10, vs. Fresno State (10/22/16)

GAME-BY-GAME RECEIVING

2016	G/GS	Rec	Yds	Avg	TD	LG
WSU	0/0	0	0	0.0	0	0
at USC	1/0	1	6	6.0	0	6
ASU	1/0	0	0	0.0	0	0
AFA	1/0	0	0	0.0	0	0
at BSU	0/0	0	0	0.0	0	0
at CSU	1/0	0	0	0.0	0	0
FS	1/0	0	0	0.0	0	0
SDSU	1/0	1	43	43.0	0	43
at WYO	1/0	0	0	0.0	0	0
UNM						
at NEV						
at BYU						

GAME-BY-GAME RUSHING

2016	Att	Yds	Avg	TD	LG
WSU	0	0	0.0	0	0
at USC	0	0	0.0	0	0
ASU	0	0	0.0	0	0
AFA	0	0	0.0	0	0
at BSU	0	0	0.0	0	0
at CSU	0	0	0.0	0	0
FS	1	10	10.0	0	0
SDSU	0	0	0.0	0	0
at WYO	0	0	0.0	0	0
UNM					
at NEV					
at BYU					



DALLIN LEAVITT
BS • 5-10 • 205 • JR-RS
Portland, Ore.
(Central Catholic HS)
(BYU)

2

CAREER STATS - DEFENSE

Year	G/GS	UA-AT-T	TFL	Sack	INT	PB	FF	FR
2016	6/6	26-19-45	2.0-10	0.0-0	2	1	0	0

CAREER HIGHS - DEFENSE

Tackles: 15, at USC (9/10/16)
TFL: 2.0, at Texas (9/6/14)
Sacks: 1.0, at Texas (9/6/14)
INT: 1, twice
PBU: 1, three times
QBH: 1, twice

CAREER STATS - KICKOFF RETURNS

Year	Ret	Yds	Avg	TD	Long
2016	1	13	13.0	0	13

CAREER HIGHS - KICKOFF RETURNS

Returns: 1, vs. Air Force (9/24/16)
Yards: 13, vs. Air Force (9/24/16)
Long Return: 13, vs. Air Force (9/24/16)

GAME-BY-GAME DEFENSE

2016	G/GS	U-A-T	TFL	Sack	INT	PB	QH	F/R
WSU	1/1	4-2-6	1.0-8	0.0-0	1	0	0	0/0
at USC	1/1	8-7-15	0.0-0	0.0-0	0	1	0	0/0
ASU	1/1	2-1-3	1.0-2	0.0-0	1	0	0	0/0
AFA	1/1	2-3-5	0.0-0	0.0-0	0	0	0	0/0
at BSU	0/0	0-0-0	0.0-0	0.0-0	0	0	0	0/0
at CSU	0/0	0-0-0	0.0-0	0.0-0	0	0	0	0/0
FS	0/0	0-0-0	0.0-0	0.0-0	0	0	0	0/0
SDSU	1/1	8-1-9	0.0-0	0.0-0	0	0	1	0/0
at WYO	1/1	2-5-7	0.0-0	0.0-0	0	0	0	0/0
UNM								
at NEV								
at BYU								

GAME-BY-GAME KICKOFF RETURNS

2016	Ret	Yds	Avg	TD	LG
WSU	0	0	0.0	0	0
at USC	0	0	0.0	0	0
ASU	0	0	0.0	0	0
AFA	1	13	13.0	0	13
at BSU	0	0	0.0	0	0
at CSU	0	0	0.0	0	0
FS	0	0	0.0	0	0
SDSU	0	0	0.0	0	0
at WYO	0	0	0.0	0	0
UNM					
at NEV					
at BYU					



KENT MYERS
QB • 6-0 • 200 • JR-2L
Rowlett, Texas
(Sachse HS)

2

CAREER STATS - PASSING

Year	G/GS	Att	Cmp	Int	Pct	Yds	TD	LG	EFF
2014	7/5	119	79	3	.664	866	5	70	136.3
2015	9/8	199	121	3	.608	1,593	16	63	151.5
2016	9/9	293	168	5	.573	1,896	9	68	118.4
TOTAL	25/22	611	368	11	.602	4,355	30	70	132.5

CAREER HIGHS - PASSING

Attempts: 50, at Boise St. (10/1/16)
Completions: 29, twice
Passing Yards: 364, at Air Force (11/14/15)
Long Pass: 70, at Hawai'i (11/1/14)
Passing TDs: 4, at Air Force (11/14/15)

CAREER STATS - RUSHING

Year	Rush	Yds	Avg	TD	Long
2014	56	310	5.5	5	60
2015	85	356	4.2	3	39
2016	89	299	3.4	4	45
TOTAL	230	965	4.2	12	60

CAREER HIGHS - RUSHING

Rushes: 16, vs. Colorado St. (10/3/15)
Rushing Yards: 191, vs. Colorado St. (10/3/15)
Long Rush: 60, vs. San José St. (11/21/14)
Rushing TDs: 3, vs. San José St. (11/21/14)

CAREER STATS - TOTAL OFFENSE

Year	Rush	Pass	Total	Avg/G
2014	310	866	1,176	168.0
2015	356	1,593	1,949	216.6
2016	299	1,896	2,195	243.9
TOTAL	965	4,355	5,320	212.8

GAME-BY-GAME PASSING

2016	G/GS	Cmp	Att	Pct	Yds	TD	INT	LG
WSU	1/1	11	17	.647	100	0	0	24
at USC	1/1	25	37	.675	204	1	1	43
ASU	1/1	25	11	.440	136	1	1	68
AFA	1/1	29	47	.617	360	1	1	43
at BSU	1/1	29	50	.580	287	1	0	38
at CSU	1/1	33	18	.545	205	0	1	40
FS	1/1	29	17	.586	188	3	0	28
SDSU	1/1	11	26	.423	181	1	1	43
at WYO	1/1	17	29	.586	235	1	0	49
UNM								
at NEV								
at BYU								

2015	G/GS	Comp	Att	Pct	Yds	TD	INT	LG
CSU	1/1	12	21	.571	137	1	0	42
at FS	1/1	18	25	.720	260	1	0	44
BSU	1/1	17	24	.708	157	3	0	51
at SDSU	1/1	8	10	.800	93	1	1	45
WYO	1/1	14	17	.824	246	3	0	35
at UNM	1/1	13	24	.542	213	1	0	63
at AFA	1/1	25	47	.532	364	4	1	48
NEV	1/1	0	2	.000	0	0	1	0
vs. AKR	1/0	14	20	.700	123	2	0	24

DNP: SUU, @Utah, @Wash, BYU

2014	G/GS	Comp	Att	Pct	Yds	TD	INT	LG
UNLV	1/0	3	5	.600	45	0	0	32
at UH	1/1	14	15	.933	186	3	0	70
at WYO	1/1	13	16	.813	150	0	0	38
UNM	1/1	13	21	.619	150	1	1	30
SJSU	1/1	15	22	.682	108	1	0	16
at BSU	1/1	16	28	.571	159	0	1	38
vs. UTEP	1/1	5	12	.417	68	0	1	46

DNP: @Tenn, ISU, WF, @ASU, @BYU, AFA, @CSU

GAME-BY-GAME RUSHING

2016	Att	Yds	Avg	TD	LG
WSU	7	53	7.8	0	25
at USC	7	15	-0.4	0	8
ASU	11	63	5.7	0	30
AFA	13	-4	-0.3	1	24
at BSU	12	47	3.9	0	45
at CSU	15	50	3.3	2	18
FS	8	66	8.2	0	15
SDSU	9	26	2.9	1	12
at WYO	7	1	0.1	0	9
UNM					
at NEV					
at BYU					

2015	Att	Yds	Avg	TD	LG
CSU	16	191	11.9	1	34
at FS	5	-10	-2.0	0	2
BSU	14	63	4.5	1	39
at SDSU	11	22	2.0	0	16
WYO	11	48	4.4	1	12
at UNM	10	5	0.5	0	5
at AFA	8	22	2.8	0	21
NEV	1	5	5.0	0	5
vs. AKR	9	8	0.9	0	27

DNP: SUU, @Utah, @Wash, BYU

2014	Att	Yds	Avg	TD	LG
UNLV	3	28	9.3	0	18
at UH	5	13	2.6	0	9
at WYO	8	25	3.1	0	11
UNM	10	39	3.9	0	19
SJSU	4	92	23.0	3	60
at BSU	11	43	3.9	1	15
vs. UTEP	15	70	4.7	1	48

DNP: @Tenn, ISU, WF, @ASU, @BYU, AFA, @CSU





2016 UTAH STATE FOOTBALL PLAYER PROFILES



MARQUAN ELLISON 3

FS • 5-10 • 195 • SR-2L

Milwaukee, Wis.

(Bradley Tech HS)

CAREER STATS - DEFENSE

Year	G/GS	UA-AT-T	TFL	Sack	INT	PB	FF	FR
2013	9/0	0-0-0	0.0-0	0.0-0	0-0	0	0	1
2014	11/0	2-0-2	0.0-0	0.0-0	0-0	0	0	0
2015	5/0	1-0-1	0.0-0	0.0-0	0-0	0	0	0
2016	8/0	2-1-3	1.0-12	1.0-12	0-0	0	0	0
TOTAL	33/0	5-1-6	1.0-12	1.0-12	0-0	0	0	1

CAREER HIGHS - DEFENSE

Tackles: 1, six times

FR: 1, vs. Wyoming (11/30/13)

CAREER STATS - KICKOFF RETURNS

Year	Ret	Yds	Avg	TD	LG
2016	2	74	37.0	0	38

CAREER HIGHS - KICKOFF RETURNS

Returns: 2, at Wyoming (11/5/16)

Yards: 74, at Wyoming (11/5/16)

Long Return: 38, at Wyoming (11/5/16)

GAME-BY-GAME DEFENSE

2016	G/GS	U-A-T	TFL	Sack	INT	PB	QH	F/R
WSU	1/0	1-0-1	0.0-0	0.0-0	0	0	0	0/0
at USC	1/0	0-1-1	0.0-0	0.0-0	0	0	0	0/0
ASU	1/0	0-0-0	0.0-0	0.0-0	0	0	0	0/0
AFA	1/0	0-0-0	0.0-0	0.0-0	0	0	0	0/0
at BSU	1/0	0-0-0	0.0-0	0.0-0	0	0	0	0/0
at CSU	0/0	0-0-0	0.0-0	0.0-0	0	0	0	0/0
FS	1/0	0-0-0	0.0-0	0.0-0	0	0	0	0/0
SDSU	1/0	0-0-0	0.0-0	0.0-0	0	0	0	0/0
at WYO	1/0	1-0-1	1.0-12	1.0-12	0	0	0	0/0
UNM								
at NEV								
at BYU								

2015	G/GS	U-A-T	TFL	Sack	INT	PB	QH	F/R
SUU	1/0	1-0-1	0.0-0	0.0-0	0	0	0	0/0
at Utah	1/0	0-0-0	0.0-0	0.0-0	0	0	0	0/0
at Wash	1/0	0-0-0	0.0-0	0.0-0	0	0	0	0/0
at AFA	1/0	0-0-0	0.0-0	0.0-0	0	0	0	0/0
NEV	1/0	0-0-0	0.0-0	0.0-0	0	0	0	0/0

DNP: CSU, @FS, BSU, @SDSU, WYO, @UNM, BYU, vs. AKR

2014	G/GS	U-A-T	TFL	Sack	INT	PB	QH	F/R
at Tenn	1/0	0-0-0	0.0-0	0.0-0	0	0	0	0/0
ISU	1/0	0-0-0	0.0-0	0.0-0	0	0	0	0/0
WF	1/0	0-0-0	0.0-0	0.0-0	0	0	0	0/0
at ASU	1/0	0-0-0	0.0-0	0.0-0	0	0	0	0/0
at BYU	1/0	0-0-0	0.0-0	0.0-0	0	0	0	0/0
AFA	1/0	0-0-0	0.0-0	0.0-0	0	0	0	0/0
at CSU	1/0	0-0-0	0.0-0	0.0-0	0	0	0	0/0
UNLV	1/0	0-0-0	0.0-0	0.0-0	0	0	0	0/0
at UH	1/0	0-0-0	0.0-0	0.0-0	0	0	0	0/0
at WYO	1/0	1-0-1	0.0-0	0.0-0	0	0	0	0/0
UNM	1/0	1-0-1	0.0-0	0.0-0	0	0	0	0/0

DNP: SJSU, @BSU, vs. UTEP

2013	G/GS	U-A-T	TFL	Sack	INT	PD	QH	F/R
BYU	1/0	0-0-0	0.0-0	0.0-0	0	0	0	0/0
BSU	1/0	0-0-0	0.0-0	0.0-0	0	0	0	0/0
at UNM	1/0	0-0-0	0.0-0	0.0-0	0	0	0	0/0
UH	1/0	0-0-0	0.0-0	0.0-0	0	0	0	0/0
at UNLV	1/0	1-0-1	0.0-0	0.0-0	0	0	0	0/0
CSU	1/0	1-0-1	0.0-0	0.0-0	0	0	0	0/0
WYO	1/0	0-0-0	0.0-0	0.0-0	0	0	0	0/0
at FS	1/0	0-0-0	0.0-0	0.0-0	0	0	0	0/0
vs. NIU	1/0	0-0-0	0.0-0	0.0-0	0	0	0	0/0

DNP: @Utah, @AFA, WSU, @USC, @SJSU

GAME-BY-GAME KICKOFF RETURNS

2016	Ret	Yds	Avg	TD	LG
WSU	0	0	0.0	0	0
at USC	0	0	0.0	0	0
ASU	1	0	0.0	0	0
AFA	0	0	0.0	0	0
at BSU	0	0	0.0	0	0
at CSU	0	0	0.0	0	0
FS	0	0	0.0	0	0
SDSU	0	0	0.0	0	0
at WYO	2	74	37.0	0	38
UNM					
at NEV					
at BYU					



TONNY LINDSEY, JR. 4

RB • 5-9 • 195 • JR-1L

Long Beach, Calif.

(Woodrow Wilson HS)

(Cerritos JC)

CAREER STATS - RUSHING

Year	G/GS	Rush	Yds	Avg	TD	Long
2015	9/1	12	93	7.8	0	24
2016	9/7	107	522	4.9	3	35
TOTAL	18/8	119	615	5.2	3	35

CAREER HIGHS - RUSHING

Rushes: 23, vs. Fresno State (10/22/16)

Rushing Yards: 137, vs. Colorado St. (10/8/16)

Long Rush: 35, vs. Weber St. (9/1/16)

Rushing TDs: 2, vs. Arkansas St. (9/16/16)

CAREER STATS - RECEIVING

Year	Rec	Yds	Avg	TD	Long
2015	2	2	1.0	0	2
2016	17	123	7.2	0	41
TOTAL	19	125	6.6	0	41

CAREER HIGHS - RECEIVING

Receptions: 4, twice

Receiving Yards: 41, vs. Wyoming (11/5/16)

Long Catch: 41, vs. Wyoming (11/5/16)

Receiving TDs: 0

CAREER STATS - KICKOFF RETURNS

Year	Ret	Yds	Avg	TD	LG
2016	2	31	15.5	0	31
TOTAL	2	31	15.5	0	31

CAREER HIGHS - KICKOFF RETURNS

Returns: 1, twice

Yards: 31, at USC (9/10/16)

Long Return: 31, at USC (9/10/16)

GAME-BY-GAME RUSHING

2016	G/GS	Att	Yds	Avg	TD	LG
WSU	1/1	11	67	6.1	1	35
at USC	1/0	4	17	4.2	0	7
ASU	1/1	19	98	5.2	2	28
AFA	1/1	17	18	1.1	0	8
at BSU	1/1	17	15	1.9	0	6
at CSU	1/0	17	137	8.1	0	26
FS	1/1	23	90	3.9	0	20
SDSU	1/1	3	5	1.7	0	2
at WYO	1/1	5	75	15.0	0	29
UNM						
at NEV						
at BYU						

2015	G/GS	Att	Yds	Avg	TD	LG
CSU	1/0	0	0	0.0	0	0
at FS	1/0	4	16	4.0	0	5
BSU	1/0	0	0	0.0	0	0
at SDSU	1/0	0	0	0.0	0	0
WYO	1/0	3	39	13.0	0	17
at AFA	1/0	2	12	6.0	0	10
NEV	1/1	1	2	2.0	0	2

BYU	1/0	2	24	12.0	0	24
vs. AKR	1/0	0	0	0.0	0	0

DNP: SUU, @Utah, @Wash, @UNM

GAME-BY-GAME RECEIVING

2016	Rec	Yds	Avg	TD	LG
WSU	0	0	0.0	0	0
at USC	4	8	2.0	0	4
ASU	1	12	12.0	0	12
AFA	4	40	10.0	0	24
at BSU	3	-2	-1.5	0	1
at CSU	3	16	5.3	0	9
FS	1	8	8.0	0	8
SDSU	0	0	0.0	0	0
at WYO	1	41	41.0	0	41
UNM					
at NEV					
at BYU					

2015	Rec	Yds	Avg	TD	LG
CSU	0	0	0.0	0	0
at FS	0	0	0.0	0	0
BSU	0	0	0.0	0	0
at SDSU	1	2	2.0	0	2
WYO	0	0	0.0	0	0
at AFA	0	0	0.0	0	0
NEV	1	0	0.0	0	0
BYU	0	0	0.0	0	0
vs. AKR	0	0	0.0	0	0

DNP: SUU, @Utah, @Wash, @UNM

GAME-BY-GAME KICKOFF RETURNS

2016	Ret	Yds	Avg	TD	LG
WSU	0	0	0.0	0	0
at USC	1	31	31.0	0	31
ASU	1	0	0.0	0	0
AFA	0	0	0.0	0	0
at BSU	0	0	0.0	0	0
at CSU	0	0	0.0	0	0
FS	0	0	0.0	0	0
SDSU	0	0	0.0	0	0
at WYO					
UNM					
at NEV					
at BYU					



JAREN COLSTON-GREEN 5

WR • 6-1 • 175 • JR-1L

Tallahassee, Fla.

(Leon HS)

(Arizona Western JC)

CAREER STATS - RECEIVING

Year	G/GS	Rec	Yds	Avg	TD	Long
2015	9/0	2	54	27.0	1	34
2016	8/2	5	128	25.6	1	49
TOTAL	17/2	7	182	26.0	2	49

CAREER HIGHS - RECEIVING

Receptions: 2, twice

Receiving Yards: 54, vs. Wyoming (10/30/15)

Receiving TDs: 1, twice

Long Catch: 49, at Wyoming (11/5/16)

GAME-BY-GAME RECEIVING

2016	G/GS	Rec	Yds	Avg	TD	LG
WSU	1/0	0	0	0.0	0	0
at USC	1/0	1	43	43.0	0	43
ASU	1/1	0	0	0.0	0	0
AFA	1/0	0	0	0.0	0	0
at BSU	1/0	1	6	6.0	0	6
at CSU	0/0	0	0	0.0	0	0
FS	1/0	0	0	0.0	0	0
SDSU	1/1	2	30	15.0	1	23
at WYO	1/0	1	49	49.0	0	49
UNM						
at NEV						
at BYU						





2015	G/GS	Rec	Yds	Avg	TD	LG
SUU	1/0	0	0	0.0	0	0
at Wash	1/0	0	0	0.0	0	0
CSU	1/0	0	0	0.0	0	0
at FS	1/0	0	0	0.0	0	0
BSU	1/0	0	0	0.0	0	0
WYO	1/0	2	54	27.0	1	54
at UNM	1/0	0	0	0.0	0	0
at AFA	1/0	0	0	0.0	0	0
BYU	1/0	0	0	0.0	0	0

DNP: @Utah, @SDSU, NEV, vs. AKR

**CAMERON HANEY 6**

CB • 5-11 • 180 • FR-RS

Los Angeles, Calif.
(Cathedral HS)**CAREER STATS - DEFENSE**

Year	G/GS	UA-AT-TT	TFL	Sack	INT	PB	FF	FR
2016	9/1	8-5-13	0.0-0	0.0-0	0	2	0	0

CAREER HIGHS - DEFENSE

Tackles: 8, vs. Fresno State (10/22/16)

PBU: 2, vs. Fresno State (10/22/16)

GAME-BY-GAME DEFENSE

2016	G/GS	U-A-T	TFL	Sack	INT	PB	QH	F/R
WSU	1/0	0-0-0	0.0-0	0.0-0	0	0	0	0/0
at USC	1/0	0-0-0	0.0-0	0.0-0	0	0	0	0/0
ASU	1/0	0-1-1	0.0-0	0.0-0	0	0	0	0/0
AFA	1/0	0-1-1	0.0-0	0.0-0	0	0	0	0/0
at BSU	1/0	0-1-1	0.0-0	0.0-0	0	0	0	0/0
at CSU	1/0	1-0-1	0.0-0	0.0-0	0	0	0	0/0
FS	1/1	6-2-8	0.0-0	0.0-0	0	2	0	0/0
SDSU	1/0	1-0-1	0.0-0	0.0-0	0	0	0	0/0
at WYO	1/0	0-0-0	0.0-0	0.0-0	0	0	0	0/0
UNM								
at NEV								
at BYU								

**DANIEL GRAY 7**

CB • 5-10 • 190 • SR-2L

Fort Lauderdale, Fla.
(Boyd Anderson HS)
(Tennessee)**CAREER STATS - DEFENSE**

Year	G/GS	UA-AT-TT	TFL	Sack	INT	PB	FF	FR
2014	13/7	19-10-29	0.0-0	0.0-0	0-0	5	0	1
2015	12/2	8-5-13	0.5-0	0.0-0	0-0	1	0	0
2016	9/7	18-17-35	1.0-6	0.0-0	1-0	4	0	0
TOTAL	34/16	45-32-77	1.5-6	0.0-0	1-0	10	0	1

CAREER HIGHS - DEFENSE

Tackles: 6, three times

TFL: 1.0, at USC (9/10/16)

INT: 1, at Wyoming (11/5/16)

PBU: 2, vs. Wake Forest (9/13/14)

QBH: 1, vs. Wake Forest (9/13/14)

TD: 1, at Boise State (11/29/14)

GAME-BY-GAME DEFENSE

2016	G/GS	U-A-T	TFL	Sack	INT	PB	QH	F/R
WSU	1/1	1-5-6	0.0-0	0.0-0	0	0	0	0/0
at USC	1/1	1-0-1	1.0-6	0.0-0	0	1	0	0/0
ASU	1/0	1-2-3	0.0-0	0.0-0	0	1	0	0/0
AFA	1/1	1-1-2	0.0-0	0.0-0	0	0	0	0/0
at BSU	1/1	6-0-6	0.0-0	0.0-0	0	1	0	0/0
at CSU	1/1	2-3-5	0.0-0	0.0-0	0	1	0	0/0
FS	1/1	1-2-3	0.0-0	0.0-0	0	0	0	0/0
SDSU	1/0	2-2-4	0.0-0	0.0-0	0	0	0	0/0
at WYO	1/1	3-2-5	0.0-0	0.0-0	1	0	0	0/0
UNM								
at NEV								
at BYU								

2015	G/GS	U-A-T	TFL	Sack	INT	PB	QH	F/R
SUU	1/0	3-2-5	0.0-0	0.0-0	0	1	0	0/0
at Utah	1/1	1-1-2	0.0-0	0.0-0	0	0	0	0/0
at Wash	1/0	2-1-3	0.5-0	0.0-0	0	0	0	0/0
CSU	1/0	0-0-0	0.0-0	0.0-0	0	0	0	0/0
at FS	1/1	1-0-1	0.0-0	0.0-0	0	0	0	0/0
BSU	1/0	0-0-0	0.0-0	0.0-0	0	0	0	0/0
at SDSU	1/0	0-0-0	0.0-0	0.0-0	0	0	0	0/0
WYO	1/0	0-1-1	0.0-0	0.0-0	0	0	0	0/0
at UNM	1/0	0-0-0	0.0-0	0.0-0	0	0	0	0/0
at AFA	1/0	1-0-1	0.0-0	0.0-0	0	0	0	0/0
NEV	1/0	0-0-0	0.0-0	0.0-0	0	0	0	0/0
BYU	1/0	0-0-0	0.0-0	0.0-0	0	0	0	0/0

DNP: vs. AKR

2014	G/GS	U-A-T	TFL	Sack	INT	PB	QH	F/R
at Tenn	1/1	2-4-6	0.0-0	0.0-0	0	0	0	0/0
ISU	1/1	1-2-3	0.0-0	0.0-0	0	1	0	0/0
WF	1/1	3-1-4	0.0-0	0.0-0	0	2	1	0/0
at ASU	1/1	2-2-4	0.0-0	0.0-0	0	1	0	0/0
at BYU	1/1	2-0-2	0.0-0	0.0-0	0	0	0	0/0
AFA	1/0	2-0-2	0.0-0	0.0-0	0	0	0	0/0
at CSU	1/1	3-0-3	0.0-0	0.0-0	0	0	0	0/0
UNLV	1/1	0-1-1	0.0-0	0.0-0	0	1	0	0/0
at WYO	1/0	0-0-0	0.0-0	0.0-0	0	0	0	0/0
UNM	1/0	3-0-3	0.0-0	0.0-0	0	0	0	0/0

DNP: @UH, SJSU, @BSU, vs. UTEP

**WESLEY BAILEY 8**

CB • 6-1 • 195 • JR-RS

Huntsville, Ala.
(J.L. Johnson HS)
(Eastern Arizona CC)**CAREER STATS - DEFENSE**

Year	G/GS	UA-AT-TT	TFL	Sack	INT	PB	FF	FR
2016	8/4	15-2-17	0.5-2	0.0-0	0	3	0	0

CAREER HIGHS - DEFENSE

Tackles: 7, at USC (9/10/16)

TFL: 0.5, at USC (9/10/16)

PBU: 2, vs. Fresno State (10/22/16)

GAME-BY-GAME DEFENSE

2016	G/GS	U-A-T	TFL	Sack	INT	PB	QH	F/R
WSU	1/0	0-1-1	0.0-0	0.0-0	0	0	0	0/0
at USC	1/1	6-1-7	0.5-2	0.0-0	0	0	0	0/0
ASU	1/1	2-0-2	0.0-0	0.0-0	0	0	0	0/0
AFA	1/0	0-0-0	0.0-0	0.0-0	0	0	0	0/0
at BSU	1/0	3-0-3	0.0-0	0.0-0	0	0	0	0/0
at CSU	0/0	0-0-0	0.0-0	0.0-0	0	0	0	0/0
FS	1/0	0-0-0	0.0-0	0.0-0	0	2	0	0/0
SDSU	1/1	1-0-1	0.0-0	0.0-0	0	0	0	0/0
at WYO	1/1	3-0-3	0.0-0	0.0-0	0	0	0	0/0
UNM								
at NEV								
at BYU								

**RAYSHAD LEWIS 9**

WR • 5-10 • 165 • FR-HS

Orlando, Fla.
(Bishop Moore HS)**CAREER STATS - RECEIVING**

Year	G/GS	Rec	Yds	Avg	TD	Long
2016	9/6	36	455	12.6	2	68

CAREER HIGHS - RECEIVING

Receptions: 7, three times

Receiving Yards: 106, at Colorado St. (10/8/16)

Receiving TDs: 1, twice

Long Catch: 68, vs. Arkansas State (9/16/16)

CAREER STATS - RUSHING

Year	Rush	Yds	Avg	TD	Long
2016	6	27	4.5	0	15

CAREER HIGHS - RUSHING

Rushes: 2, at Colorado St. (10/8/16)

Yards: 16, at Colorado St. (10/8/16)

Long Rush: 15, at Colorado St. (10/8/16)

CAREER STATS - PUNT RETURNS

Year	RET	YDS	AVG	TD	LG
2016	1	0	0.0	0	0

CAREER HIGHS - PUNT RETURNS

Returns: 1, vs. Wyoming (11/5/16)

Yards: 0, vs. Wyoming (11/5/16)

Long Return: 0, vs. Wyoming (11/5/16)

GAME-BY-GAME RECEIVING

2016	G/GS	Rec	Yds	Avg	TD	LG
WSU	1/0	3	26	11.7	0	24
at USC	1/1	4	34	8.5	0	24
ASU	1/0	2	73	36.5	0	68
AFA	1/1	3	52	17.3	1	43
at BSU	1/1	7	82	11.7	0	38
at CSU	1/1	7	106	15.1	0	40
FS	1/0	2	4	2.0	0	5
SDSU	1/1	1	22	22.0	0	22
at WYO	1/1	7	56	8.0	1	18
UNM						
at NEV						
at BYU						

GAME-BY-GAME RUSHING

2016	Aff	Yds	Avg	TD	LG
WSU	0	0	0.0	0	0
at USC	1	0	0.0	0	0
ASU	0	0	0.0	0	0
AFA	0	0	0.0	0	0
at BSU	0	0	0.0	0	0
at CSU	2	16	8.0	0	15
FS	1	14	14.0	0	14
SDSU	1	-5	-5.0	0	0
at WYO	1	2	2.0	0	2
UNM					
at NEV					
at BYU					

GAME-BY-GAME PUNT RETURNS

2016	Ret	Yds	Avg	TD	LG
WSU	0	0	0.0	0	0
at USC	0	0	0.0	0	0
ASU	0	0	0.0	0	0
AFA	0	0	0.0	0	0
at BSU	0	0	0.0	0	0
at CSU	0	0	0.0	0	0
FS	0	0	0.0	0	0
SDSU	0	0	0.0	0	0
at WYO	1	0	0.0	0	0
UNM					
at NEV					
at BYU					

**CHASEN ANDERSEN 10**

LB • 5-11 • 220 • SO-1L

Logan, Utah
(Logan HS)
(Wisconsin)**CAREER STATS - DEFENSE**

Year	G/GS	UA-AT-TT	TFL	Sack	INT	PB	FF	FR
2015	13/0	7-6-13	0.0-0	0.0-0	0-0	0	0	0
2016	0/0	0-0-0	0.0-0	0.0-0	0-0	0	0	0
TOTAL	13/0	7-6-13	0.0-0	0.0-0	0-0	0	0	0

CAREER HIGHS - DEFENSE

Tackles: 3, vs. Wyoming (10/30/15)

GAME-BY-GAME DEFENSE

2016	G/GS	U-A-T	TFL	Sack	INT	PB	QH	F/R
WSU	0/0	0-0-0	0.0-0	0.0-0	0	0	0	0/0
at USC	0/0	0-0-0	0.0-0	0.0-0	0	0	0	0/0





2016 UTAH STATE FOOTBALL PLAYER PROFILES

ASU	0/0	0-0-0	0-0-0	0-0-0	0	0	0	0/0
AFA	0/0	0-0-0	0-0-0	0-0-0	0	0	0	0/0
at BSU	0/0	0-0-0	0-0-0	0-0-0	0	0	0	0/0
at CSU	0/0	0-0-0	0-0-0	0-0-0	0	0	0	0/0
FS	0/0	0-0-0	0-0-0	0-0-0	0	0	0	0/0
SDSU	0/0	0-0-0	0-0-0	0-0-0	0	0	0	0/0
at WYO								
UNM								
at NEV								
at BYU								

2015	G/GS	U-A-T	TFL	Sack	INT	PB	QH	F/R
SUU	1/0	0-0-0	0-0-0	0-0-0	0	0	0	0/0
at Utah	1/0	0-0-0	0-0-0	0-0-0	0	0	0	0/0
at Wash	1/0	0-0-0	0-0-0	0-0-0	0	0	0	0/0
CSU	1/0	0-2-2	0-0-0	0-0-0	0	0	0	0/0
at FS	1/0	2-0-2	0-0-0	0-0-0	0	0	0	0/0
BSU	1/0	0-0-0	0-0-0	0-0-0	0	0	0	0/0
at SDSU	1/0	1-0-1	0-0-0	0-0-0	0	0	0	0/0
WYO	1/0	1-2-3	0-0-0	0-0-0	0	0	0	0/0
at UNM	1/0	1-0-1	0-0-0	0-0-0	0	0	0	0/0
at AFA	1/0	1-0-1	0-0-0	0-0-0	0	0	0	0/0
NEV	1/0	0-0-0	0-0-0	0-0-0	0	0	0	0/0
BYU	1/0	0-2-2	0-0-0	0-0-0	0	0	0	0/0
vs. AKR	1/0	1-0-1	0-0-0	0-0-0	0	0	0	0/0



DAMION HOBBS

QB • 6-1 • 225 • JR-1L
Cedar Hill, Texas
(Cedar Hill HS)
(Oregon)

11

CAREER STATS - PASSING

Year	G/GS	Att	Cmp	Int	Pct	Yds	TD	LG	EFF
2015	7/0	5	4	0	80.0	73	1	34	268.6
2016	7/0	19	8	1	42.1	68	0	24	61.6
TOTAL	14/0	24	12	1	50.0	141	1	34	104.7

CAREER HIGHS - PASSING

Attempts: 16, at Wyoming (11/5/16)
Completions: 7, at Wyoming (11/5/16)
Passing Yards: 68, at Wyoming (11/5/16)
Long Pass: 34, vs. Wyoming (10/30/15)
Passing TDs: 1, vs. Wyoming (10/30/15)

CAREER STATS - RUSHING

Year	Rush	Yds	Avg	TD	Long
2015	20	110	5.5	1	33
2016	16	64	4.0	5	11
TOTAL	36	174	4.8	6	33

CAREER HIGHS - RUSHING

Rushes: 6, three times
Rushing Yards: 51, at Fresno St. (10/10/15)
Long Rush: 33, at Fresno St. (10/10/15)
Rushing TDs: 3, at Wyoming (11/5/16)

CAREER STATS - TOTAL OFFENSE

Year	Rush	Pass	Total	Avg/G
2015	110	73	183	26.1
2016	64	68	132	18.8
TOTAL	174	141	315	22.5

GAME-BY-GAME PASSING

2016	G/GS	Cmp	Att	Pct	Yds	TD	INT	LG
WSU	1/0	0	0	0.0	0	0	0	0
at USC	1/0	0	2	0.0	0	0	0	0
ASU	1/0	0	0	0.0	0	0	0	0
AFA	0/0	0	0	0.0	0	0	0	0
at BSU	0/0	0	0	0.0	0	0	0	0
at CSU	1/0	1	1	1.000	0	0	0	0
FS	1/0	0	0	0.0	0	0	0	0
SDSU	1/0	0	0	0.0	0	0	0	0
at WYO	1/0	7	16	43.7	68	0	1	24
UNM								
at NEV								
at BYU								

2015	G/GS	Cmp	Att	Pct	Yds	TD	INT	LG
at Wash	1/0	0	0	0.0	0	0	0	0
CSU	1/0	0	0	0.0	0	0	0	0
at FS	1/0	1	2	.500	21	0	0	21
BSU	1/0	0	0	0.0	0	0	0	0
at SDSU	1/0	1	1	1.000	2	0	0	2
WYO	1/0	2	2	1.000	50	1	0	34
at UNM	1/0	0	0	0.0	0	0	0	0

DNP: SUU, @Utah, @AFA, NEV, BYU, vs. AKR

GAME-BY-GAME RUSHING

2016	Att	Yds	Avg	TD	LG
WSU	1	8	8.0	0	8
at USC	0	0	0.0	0	0
ASU	2	5	5.0	1	4
AFA	0	0	0.0	0	0
at BSU	0	0	0.0	0	0
at CSU	0	0	0.0	0	0
FS	1	4	4.0	1	4
SDSU	6	23	3.8	0	11
at WYO	6	24	4.0	3	11
UNM					
at NEV					
at BYU					

2015	Att	Yds	Avg	TD	LG
at Wash	2	3	1.5	0	5
CSU	2	5	2.5	0	3
at FS	5	51	10.2	1	33
BSU	6	21	3.5	0	8
at SDSU	0	0	0.0	0	0
WYO	1	2	2.0	0	2
at UNM	4	28	7.0	0	18

DNP: SUU, @Utah, @AFA, NEV, BYU, vs. AKR



ALEX HUERTA

LB • 6-3 • 240 • JR-1L
Wellsville, Utah
(Mountain Crest HS)

12

CAREER STATS - DEFENSE

Year	G/GS	UA-A-T	TFL	Sack	INT	PB	FF	FR
2014	0/0	0-0-0	0-0-0	0-0-0	0-0	0	0	0
2015	12/0	3-1-4	0-0-0	0-0-0	0-0	1	0	0
2016	9/7	13-32-45	2-0-7	0-0-0	0-0	0	0	0
TOTAL	21/7	16-33-49	2-0-7	0-0-0	0-0	1	0	0

CAREER HIGHS - DEFENSE

Tackles: 13, vs. Air Force (9/24/16)
TFL: 1.5, at USC (9/10/16)
PBU: 1, vs. Wyoming (10/30/15)
QBH: 1, vs. Air Force (9/24/16)

GAME-BY-GAME DEFENSE

2016	G/GS	U-A-T	TFL	Sack	INT	PB	QH	F/R
WSU	1/1	1-6-7	0.5-0	0-0-0	0	0	0	0/0
at USC	1/1	1-2-3	1.5-7	0-0-0	0	0	0	0/0
ASU	1/1	1-1-2	0-0-0	0-0-0	0	0	0	0/0
AFA	1/1	0-13-13	0-0-0	0-0-0	0	0	1	0/0
at BSU	1/1	2-0-2	0-0-0	0-0-0	0	0	0	0/0
at CSU	1/1	3-3-6	0-0-0	0-0-0	0	0	0	0/0
FS	1/1	2-2-4	0-0-0	0-0-0	0	0	0	0/0
SDSU	1/0	1-3-4	0-0-0	0-0-0	0	0	0	0/0
at WYO	1/0	2-2-4	0-0-0	0-0-0	0	0	0	0/0
UNM								
at NEV								
at BYU								

2015	G/GS	U-A-T	TFL	Sack	INT	PB	QH	F/R
at Utah	1/0	0-0-0	0-0-0	0-0-0	0	0	0	0/0
at Wash	1/0	0-0-0	0-0-0	0-0-0	0	0	0	0/0
CSU	1/0	0-0-0	0-0-0	0-0-0	0	0	0	0/0
at FS	1/0	3-0-3	0-0-0	0-0-0	0	0	0	0/0
BSU	1/0	0-0-0	0-0-0	0-0-0	0	0	0	0/0
at SDSU	1/0	0-0-0	0-0-0	0-0-0	0	0	0	0/0
WYO	1/0	0-1-1	0-0-0	0-0-0	0	1	0	0/0

at UNM	1/0	0-0-0	0-0-0	0-0-0	0	0	0	0/0
at AFA	1/0	0-0-0	0-0-0	0-0-0	0	0	0	0/0
NEV	1/0	0-0-0	0-0-0	0-0-0	0	0	0	0/0
BYU	1/0	0-0-0	0-0-0	0-0-0	0	0	0	0/0

DNP: SUU, vs. AKR



DJ NELSON

QB • 5-9 • 195 • SO-1L
Logan, Utah
(Logan HS)

12

CAREER STATS - PASSING

Year	G/GS	Att	Cmp	Int	Pct	Yds	TD	LG	EFF
2015	0/0	0	0	0	0.0	0	0	0	0.0
2016	1/0	1	1	0	1.000	12	0	12	200.8
TOTAL	1/0	1	1	0	1.000	12	0	12	200.8

CAREER HIGHS - PASSING

Attempts: 1, vs. Air Force (9/24/16)
Completions: 1, vs. Air Force (9/24/16)
Passing Yards: 12, vs. Air Force (9/24/16)
Long Pass: 12, vs. Air Force (9/24/16)

CAREER STATS - RUSHING

Year	G/GS	Rush	Yds	Avg	TD	Long
2015	13/0	2	6	3.0	0	13
2016	1/0	0	0	0.0	0	0
TOTAL	14/0	2	6	3.0	0	13

CAREER HIGHS - RUSHING

Rushes: 1, twice
Rushing Yards: 13, vs. BYU (11/28/15)
Long Rush: 13, vs. BYU (11/28/15)

CAREER STATS - TOTAL OFFENSE

Year	Rush	Pass	Total	Avg/G
2015	6	0	6	2.1
2016	0	12	12	3.0
TOTAL	6	12	18	1.1

GAME-BY-GAME PASSING

2016	G/GS	Cmp	Att	Pct	Yds	TD	INT	LG
WSU	0/0	0	0	0.0	0	0	0	0
at USC	0/0	0	0	0.0	0	0	0	0
ASU	0/0	0	0	0.0	0	0	0	0
AFA	1/0	1	1	1.000	12	0	0	12
at BSU	0/0	0	0	0.0	0	0	0	0
at CSU	0/0	0	0	0.0	0	0	0	0
FS	0/0	0	0	0.0	0	0	0	0
SDSU	0/0	0	0	0.0	0	0	0	0
at WYO	0/0	0	0	0.0	0	0	0	0
UNM								
at NEV								
at BYU								

GAME-BY-GAME RUSHING

2016	Att	Yds	Avg	TD	LG
WSU	0	0	0.0	0	0
at USC	0	0	0.0	0	0
ASU	0	0	0.0	0	0
AFA	0	0	0.0	0	0
at BSU	0	0	0.0	0	0
at CSU	0	0	0.0	0	0
FS	0	0	0.0	0	0
SDSU	0	0	0.0	0	0
at WYO	0	0	0.0	0	0
UNM					
at NEV					
at BYU					

2015	Att	Yds	Avg	TD	LG
SUU	0	0	0.0	0	0
at Utah	0	0	0.0	0	0
at Wash	0	0	0.0	0	0
CSU	0	0	0.0	0	0
at FS	0	0	0.0	0	0



BSU	0	0	0.0	0	0
at SDSU	0	0	0.0	0	0
WYO	0	0	0.0	0	0
at UNM	0	0	0.0	0	0
at AFA	0	0	0.0	0	0
NEV	0	0	0.0	0	0
BYU	1	13	13.0	0	13
vs. AKR	1	-7	-7.0	0	0



JALEN DAVIS
CB • 5-10 • 185 • JR-2L
La Mesa, Calif.
(Helix HS)

13

CAREER STATS - DEFENSE

Year	G/GS	UA-AT-T	TFL	Sack	INT	PB	FF	FR
2014	13/13	44-17-61	4.0-12	1.0-8	2-65	7	1	0
2015	13/13	32-19-51	3.0-11	1.0-9	3-20	8	1	0
2016	8/8	17-13-30	4.0-15	1.0-8	0-0	6	1	0
TOTAL	33/33	93-49-142	11.0-38	3.0-25	5-85	21	3	0

CAREER HIGHS - DEFENSE

Tackles: 8, vs. Air Force (9/24/16)
INT: 2, vs. Idaho State (9/6/14)
PBU: 3, vs. Southern Utah (9/3/15)
TD: 1, vs. Idaho State (9/6/14)
QBH: 1, three times
Sacks: 1.0, three times
TFL: 2.0, three times
FF: 1, three times

CAREER STATS - KICKOFF RETURNS

Year	Ret	Yds	Avg	TD	Long
2014	5	113	22.6	0	44
2015	6	106	17.7	0	20
2016	0	0	0.0	0	0
TOTAL	11	219	19.9	0	44

CAREER HIGHS - KICKOFF RETURNS

Returns: 2, three times
Yards: 66, vs. San José State (11/21/14)
Long Return: 44, vs. San José State (11/21/14)

CAREER STATS - PUNT RETURNS

Year	Ret	Yds	Avg	TD	Long
2015	6	57	9.5	0	35
2016	0	0	0.0	0	0
TOTAL	6	57	9.5	0	35

CAREER HIGHS - PUNT RETURNS

Returns: 3, at Utah (9/11/15)
Yards: 35, vs. Southern Utah (9/3/15)
Long Return: 35, vs. Southern Utah (9/3/15)

GAME-BY-GAME DEFENSE

2016	G/GS	U-A-T	TFL	Sack	INT	PB	QH	F/R
WSU	1/1	0-1-1	0.0-0	0.0-0	0	1	0	0/0
at USC	1/1	6-0-6	1.0-8	1.0-8	0	0	0	0/0
ASU	1/1	1-3-4	0.0-0	0.0-0	0	1	0	0/0
AFA	1/1	5-3-8	2.0-6	0.0-0	0	1	0	1/0
at BSU	1/1	1-2-3	1.0-1	0.0-0	0	1	0	0/0
at CSU	1/1	1-2-3	0.0-0	0.0-0	0	2	0	0/0
FS	1/1	3-2-5	0.0-0	0.0-0	0	0	0	0/0
SDSU	1/1	0-0-0	0.0-0	0.0-0	0	0	0	0/0
at WYO	0/0	0-0-0	0.0-0	0.0-0	0	0	0	0/0
UNM								
at NEV								
at BYU								

2015	G/GS	U-A-T	TFL	Sack	INT	PB	QH	F/R
SUU	1/1	3-1-4	2.0-10	1.0-9	0	3	0	0/0
at Utah	1/1	3-2-5	0.0-0	0.0-0	0	1	0	0/0
at Wash	1/1	4-1-5	1.0-1	0.0-0	0	0	0	0/0
CSU	1/1	1-4-5	0.0-0	0.0-0	1	1	1	0/0
at FS	1/1	0-0-0	0.0-0	0.0-0	0	0	0	0/0
BSU	1/1	4-3-7	0.0-0	0.0-0	1	2	0	1/0

at SDSU	1/1	1-0-1	0.0-0	0.0-0	0	0	0	0/0
WYO	1/1	1-2-3	0.0-0	0.0-0	0	0	1	0/0
at UNM	1/1	4-0-4	0.0-0	0.0-0	0	0	0	0/0
at AFA	1/1	6-1-7	0.0-0	0.0-0	0	1	0	0/0
NEV	1/1	0-1-1	0.0-0	0.0-0	0	0	0	0/0
BYU	1/1	1-3-4	0.0-0	0.0-0	0	0	0	0/0
vs. AKR	1/1	4-1-5	0.0-0	0.0-0	1	0	0	0/0

2014	G/GS	U-A-T	TFL	Sack	INT	PB	QH	F/R
at Tenn	1/1	1-3-4	0.0-0	0.0-0	0	0	0	0/0
ISU	1/1	0-1-1	0.0-0	0.0-0	2	1	0	0/0
WF	1/1	2-0-2	0.0-0	0.0-0	0	1	1	0/0
at ASU	1/1	2-0-2	0.0-0	0.0-0	0	1	0	0/0
at BYU	1/1	6-0-6	1.0-2	0.0-0	0	0	0	0/0
AFA	1/1	4-1-5	0.0-0	0.0-0	0	1	0	1/0
at CSU	1/1	5-2-7	2.0-9	1.0-8	0	0	0	0/0
UNLV	1/1	6-1-7	1.0-1	0.0-0	0	1	0	0/0
at UH	1/1	5-1-6	0.0-0	0.0-0	0	0	0	0/0
at WYO	1/1	4-3-7	0.0-0	0.0-0	0	0	0	0/0
UNM	1/1	4-3-7	0.0-0	0.0-0	0	1	0	0/0
SJSU	1/1	2-1-3	0.0-0	0.0-0	0	1	0	0/0
at BSU	1/1	3-1-4	0.0-0	0.0-0	0	0	0	0/0

DNP: vs. UTEP

GAME-BY-GAME KICKOFF RETURNS

2015	Ret	Yds	Avg	TD	LG
SUU	0	0	0.0	0	0
at Utah	0	0	0.0	0	0
at Wash	1	20	20.0	0	20
CSU	1	18	18.0	0	18
at FS	1	19	19.0	0	19
BSU	0	0	0.0	0	0
at SDSU	2	32	16.0	0	19
WYO	1	17	17.0	0	17
at UNM	0	0	0.0	0	0
at AFA	0	0	0.0	0	0
NEV	0	0	0.0	0	0
BYU	0	0	0.0	0	0
vs. AKR	0	0	0.0	0	0

2014	Ret	Yds	Avg	TD	LG
at Tenn	0	0	0.0	0	0
ISU	0	0	0.0	0	0
WF	0	0	0.0	0	0
at ASU	0	0	0.0	0	0
at BYU	0	0	0.0	0	0
AFA	0	0	0.0	0	0
at CSU	0	0	0.0	0	0
UNLV	0	0	0.0	0	0
at UH	0	0	0.0	0	0
at WYO	0	0	0.0	0	0
UNM	1	20	20.0	0	20
SJSU	2	66	33.0	0	4
at BSU	2	27	13.5	0	15

DNP: vs. UTEP

GAME-BY-GAME PUNT RETURNS

2015	Ret	Yds	Avg	TD	LG
SUU	2	35	17.5	0	35
at Utah	3	19	6.3	0	14
at Wash	0	0	0.0	0	0
CSU	0	0	0.0	0	0
at FS	0	0	0.0	0	0
BSU	0	0	0.0	0	0
at SDSU	1	3	3.0	0	3
WYO	0	0	0.0	0	0
at UNM	0	0	0.0	0	0
at AFA	0	0	0.0	0	0
NEV	0	0	0.0	0	0
BYU	0	0	0.0	0	0
vs. AKR	0	0	0.0	0	0



CHAD ARTIST
WR • 6-2 • 190 • FR-RS
Logan, Utah
(Logan HS)

14

CAREER STATS - RECEIVING

Year	G/GS	Rec	Yds	Avg	TD	Long
2016	6/0	1	0	0.0	0	0

CAREER HIGHS - RECEIVING

Receptions: 1, vs. Weber St. (9/1/16)

GAME-BY-GAME RECEIVING

2016	G/GS	Rec	Yds	Avg	TD	LG
WSU	1/0	1	0	0.0	0	0
at USC	1/0	0	0	0.0	0	0
ASU	1/0	0	0	0.0	0	0
AFA	1/0	0	0	0.0	0	0
at BSU	0/0	0	0	0.0	0	0
at CSU	0/0	0	0	0.0	0	0
FS	0/0	0	0	0.0	0	0
SDSU	1/0	0	0	0.0	0	0
at WYO	1/0	0	0	0.0	0	0
UNM						
at NEV						
at BYU						



ANTHONY WILLIAMS 16
LB • 6-1 • 245 • R-SR-1L
Philadelphia, Pa.
(Upper Dublin HS)
(L.A. Pierce JC)

CAREER STATS - DEFENSE

Year	G/GS	UA-AT-T	TFL	Sack	INT	PB	FF	FR
2014	13/1	4-6-10	0.5-1	0.0-0	0-0	0	0	0
2015	0/0	0-0-0	0.0-0	0.0-0	0-0	0	0	0
2016	9/3	28-32-60	3.5-6	1.0-4	0-0	0	1	0
TOTAL	22/4	32-38-70	4.0-7	1.0-4	0-0	0	1	0

CAREER HIGHS - DEFENSE

Tackles: 13, at Wyoming (11/5/16)
TFL: 1.0, three times
Sacks: 1.0, vs. Air Force (9/24/16)
FF: 1, vs. Air Force (9/24/16)
QBH: 2, vs. Air Force (9/24/16)

GAME-BY-GAME DEFENSE

2016	G/GS	U-A-T	TFL	Sack	INT	PB	QH	F/R
WSU	1/0	3-4-7	0.0-0	0.0-0	0	0	0	0/0
at USC	1/0	5-1-6	1.0-1	0.0-0	0	0	0	0/0
ASU	1/0	3-3-6	0.0-0	0.0-0	0	0	0	0/0
AFA	1/1	1-10-11	1.0-4	1.0-4	0	0	2	1/0
at BSU	1/1	7-0-7	1.0-1	0.0-0	0	0	0	0/0
at CSU	1/0	1-1-2	0.0-0	0.0-0	0	0	1	0/0
FS	1/0	0-1-1	0.0-0	0.0-0	0	0	0	0/0
SDSU	1/0	3-4-7	0.0-0	0.0-0	0	0	0	0/0
at WYO	1/1	5-8-13	0.5-0	0.0-0	0	0	0	0/0
UNM								
at NEV								
at BYU								

2014	G/GS	U-A-T	TFL	Sack	INT	PB	QH	F/R
at Tenn	1/0	0-0-0	0.0-0	0.0-0	0	0	0	0/0
ISU	1/0	0-0-0	0.0-0	0.0-0	0	0	0	0/0
WF	1/0	0-0-0	0.0-0	0.0-0	0	0	0	0/0
at ASU	1/0	0-0-0	0.0-0	0.0-0	0	0	0	0/0
at BYU	1/0	0-0-0	0.0-0	0.0-0	0	0	0	0/0
AFA	1/0	0-0-0	0.0-0	0.0-0	0	0	0	0/0
UNLV	1/0	0-1-1	0.0-0	0.0-0	0	0	0	0/0
at UH	1/0	2-1-3	0.0-0	0.0-0	0	0	0	0/0
WYO	1/0	1-0-1	0.0-0	0.0-0	0	0	0	0/0
UNM	1/0	1-0-1	0.0-0	0.0-0	0	0	0	1/0
SJSU	1/1	0-4-4	0.5-1	0.0-0	0	0	0	0/0
at BSU	1/0	0-0-0	0.0-0	0.0-0	0	0	0	0/0
vs. UTEP	1/0	0-0-0	0.0-0	0.0-0	0	0	0	0/0

DNP: @CSU





2016 UTAH STATE FOOTBALL PLAYER PROFILES



ZACH VAN LEEUWEN 17
WR • 6-0 • 185 • SO-1L
Provo, Utah
(Timpview HS)

CAREER STATS - RECEIVING

Year	G/GS	Rec	Yds	Avg	TD	Long
2015	11/3	6	61	10.2	1	16
2016	9/5	4	41	10.2	0	17
TOTAL	20/8	10	102	10.2	1	17

CAREER HIGHS - RECEIVING

Receptions: 4, at Utah (9/11/15)
Yards: 31, at Utah (9/11/15)
Long Catch: 17, vs. Weber St. (9/1/16)
Receiving TDs: 1, at Utah (9/11/15)

GAME-BY-GAME RECEIVING

2016	G/GS	Rec	Yds	Avg	TD	LG
WSU	1/1	2	28	14.0	0	17
at USC	1/1	0	0	0.0	0	0
ASU	1/0	0	0	0.0	0	0
AFA	1/1	2	13	6.5	0	7
at BSU	1/0	0	0	0.0	0	0
at CSU	1/0	0	0	0.0	0	0
FS	1/1	0	0	0.0	0	0
SDSU	1/0	0	0	0.0	0	0
at WYO	1/1	0	0	0.0	0	0
UNM						
at NEV						
at BYU						

2015	G/GS	Rec	Yds	Avg	TD	LG
SUU	1/1	0	0	0.0	0	0
at Utah	1/1	4	31	7.8	1	15
at Wash	1/1	1	14	14.0	0	14
CSU	1/0	0	0	0.0	0	0
at FS	1/0	0	0	0.0	0	0
BSU	1/0	0	0	0.0	0	0
at SDSU	1/0	0	0	0.0	0	0
WYO	1/0	1	16	16.0	0	1
at AFA	1/0	0	0	0.0	0	0
NEV	1/0	0	0	0.0	0	0
BYU	1/0	0	0	0.0	0	0

DNP: @UNM, vs. AKR



RON'QUAVION TARVER 19
WR • 6-3 • 210 • SO-JC
Belle Glade, Fla.
(Glades Central HS)
(Fort Scott CC)

CAREER STATS - RECEIVING

Year	G/GS	Rec	Yds	Avg	TD	Long
2016	9/4	36	455	12.6	2	42

CAREER HIGHS - RECEIVING

Receptions: 9, vs. Air Force (9/24/16)
Yards: 143, vs. Air Force (9/24/16)
Receiving TDs: 1, twice
Long Catch: 42, vs. Air Force (9/24/16)

GAME-BY-GAME RECEIVING

2016	G/GS	Rec	Yds	Avg	TD	LG
WSU	1/0	0	0	0.0	0	0
at USC	1/0	4	37	9.2	0	15
ASU	1/1	3	24	8.0	1	13
AFA	1/0	9	143	15.9	0	42
at BSU	1/1	5	29	5.8	0	9
at CSU	1/0	1	36	36.0	0	36
FS	1/1	3	54	18.0	1	25
SDSU	1/1	3	28	9.3	0	14
at WYO	1/0	8	104	13.0	0	24
UNM						
at NEV						
at BYU						



IAN TOGIAI 19
DE • 6-2 • 285 • JR-2L
West Valley City, Utah
(Hunter HS)

CAREER STATS - DEFENSE

Year	G/GS	UA-AT-T	TFL	Sack	INT	PB	FF	FR
2014	13/0	1-0-1	0-0-0	0-0-0	0-0	0	0	0
2015	13/4	3-9-12	0-5-0	0-0-0	0-0	0	0	0
2016	9/5	4-24-28	2-0-5	1-0-3	0-0	0	0	0
TOTAL	35/9	8-33-41	2-5-5	1-0-3	0-0	0	0	0

CAREER HIGHS - DEFENSE

Tackles: 7, vs. Fresno St. (10/22/16)
TFL: 1.0, vs. San Diego St. (10/28/16)
Sacks: 1.0, vs. San Diego St. (10/28/16)
QBH: 1, three times

GAME-BY-GAME DEFENSE

2016	G/GS	U-A-T	TFL	Sack	INT	PB	QH	F/R
WSU	1/1	0-6-6	0-5-0	0-0-0	0	0	0	0/0
at USC	1/1	0-3-3	0-0-0	0-0-0	0	0	0	0/0
ASU	1/1	0-3-3	0-0-0	0-0-0	0	0	1	0/0
AFA	1/1	0-4-4	0-5-2	0-0-0	0	0	1	0/0
at BSU	1/1	0-1-1	0-0-0	0-0-0	0	0	0	0/0
at CSU	1/0	1-0-1	0-0-0	0-0-0	0	0	0	0/0
FS	1/0	1-6-7	0-0-0	0-0-0	0	0	0	0/0
SDSU	1/0	1-0-1	1-0-3	1-0-3	0	0	0	0/0
at WYO	1/0	1-1-2	0-0-0	0-0-0	0	0	0	0/0
UNM								
at NEV								
at BYU								

2015	G/GS	U-A-T	TFL	Sack	INT	PB	QH	F/R
SUU	1/0	0-1-1	0-0-0	0-0-0	0	0	0	0/0
at Utah	1/0	0-0-0	0-0-0	0-0-0	0	0	0	0/0
at Wash	1/0	0-0-0	0-0-0	0-0-0	0	0	0	0/0
CSU	1/0	0-2-2	0-0-0	0-0-0	0	0	0	0/0
at FS	1/1	0-0-0	0-0-0	0-0-0	0	0	0	0/0
BSU	1/0	0-0-0	0-0-0	0-0-0	0	0	0	0/0
at SDSU	1/1	1-1-2	0-0-0	0-0-0	0	0	0	0/0
WYO	1/0	0-2-2	0-5-0	0-0-0	0	0	1	0/0
at UNM	1/0	1-0-1	0-0-0	0-0-0	0	0	0	0/0
at AFA	1/0	1-1-2	0-0-0	0-0-0	0	0	0	0/0
NEV	1/0	0-2-2	0-0-0	0-0-0	0	0	0	0/0
BYU	1/1	0-0-0	0-0-0	0-0-0	0	0	0	0/0
vs. AKR	1/1	0-0-0	0-0-0	0-0-0	0	0	0	0/0

2014	G/GS	U-A-T	TFL	Sack	INT	PD	QH	F/R
at Tenn	1/0	0-0-0	0-0-0	0-0-0	0	0	0	0/0
ISU	1/0	0-0-0	0-0-0	0-0-0	0	0	0	0/0
WF	1/0	0-0-0	0-0-0	0-0-0	0	0	0	0/0
at ASU	1/0	0-0-0	0-0-0	0-0-0	0	0	0	0/0
at BYU	1/0	0-0-0	0-0-0	0-0-0	0	0	0	0/0
AFA	1/0	0-0-0	0-0-0	0-0-0	0	0	0	0/0
at CSU	1/0	0-0-0	0-0-0	0-0-0	0	0	0	0/0
UNLV	1/0	0-0-0	0-0-0	0-0-0	0	0	0	0/0
at UH	1/0	1-0-1	0-0-0	0-0-0	0	0	0	0/0
at WYO	1/0	0-0-0	0-0-0	0-0-0	0	0	0	0/0
UNM	1/0	0-0-0	0-0-0	0-0-0	0	0	0	0/0
SJSU	1/0	0-0-0	0-0-0	0-0-0	0	0	0	0/0
vs. UTEP	1/0	0-0-0	0-0-0	0-0-0	0	0	0	0/0

DNP: @BSU



BROCK CARMEN 20
LB • 6-3 • 235 • SR-1L
Clovis, Calif.
(Clovis Northern HS)
(Riverside CC)

CAREER STATS - DEFENSE

Year	G/GS	UA-AT-T	TFL	Sack	INT	PB	FF	FR
2015	13/0	6-6-12	0-0-0	0-0-0	1-19	0	0	0
2016	9/5	20-20-40	4-5-27	3-0-22	0-0	0	0	0
TOTAL	22/5	26-26-52	4-5-27	3-0-22	1-19	0	0	0

CAREER HIGHS - DEFENSE

Tackles: 12, vs. Arkansas St. (9/16/16)
TFL: 1.5, Arkansas St. (9/16/16)
Sacks: 1.0, three times
INT: 1, at Fresno St. (10/10/15)
Blocks: 1, vs. Wyoming (10/30/15)
QBH: 2, Arkansas St. (9/16/16)

GAME-BY-GAME DEFENSE

2016	G/GS	U-A-T	TFL	Sack	INT	PB	QH	F/R
WSU	1/0	4-1-5	1-0-7	1-0-7	0	0	0	0/0
at USC	1/0	2-0-2	0-0-0	0-0-0	0	0	0	0/0
ASU	1/1	6-6-12	1-5-8	1-0-4	0	0	2	0/0
AFA	1/1	0-7-7	0-0-0	0-0-0	0	0	0	0/0
at BSU	1/1	3-1-4	0-0-0	0-0-0	0	0	0	0/0
at CSU	1/1	1-1-2	1-0-11	1-0-11	0	0	0	0/0
FS	1/0	0-3-3	0-0-0	0-0-0	0	0	0	0/0
SDSU	1/1	3-0-3	0-0-0	1-0-1	0	0	0	0/0
at WYO	1/0	1-1-2	0-0-0	0-0-0	0	0	0	0/0
UNM								
at NEV								
at BYU								

2015	G/GS	U-A-T	TFL	Sack	INT	PB	QH	F/R
SUU	1/0	1-2-3	0-0-0	0-0-0	0	0	0	0/0
at Utah	1/0	0-0-0	0-0-0	0-0-0	0	0	0	0/0
at Wash	1/0	0-0-0	0-0-0	0-0-0	0	0	0	0/0
CSU	1/0	0-0-0	0-0-0	0-0-0	0	0	0	0/0
at FS	1/0	0-0-0	0-0-0	0-0-0	1	0	0	0/0
BSU	1/0	0-0-0	0-0-0	0-0-0	0	0	0	0/0
at SDSU	1/0	0-0-0	0-0-0	0-0-0	0	0	0	0/0
WYO	1/0	2-2-4	0-0-0	0-0-0	0	0	0	0/0
at UNM	1/0	0-0-0	0-0-0	0-0-0	0	0	0	0/0
at AFA	1/0	3-2-5	0-0-0	0-0-0	0	0	0	0/0
NEV	1/0	0-0-0	0-0-0	0-0-0	0	0	0	0/0
BYU	1/0	0-0-0	0-0-0	0-0-0	0	0	0	0/0
vs. AKR	1/0	0-0-0	0-0-0	0-0-0	0	0	0	0/0



LAJUAN HUNT 21
RB • 5-8 • 200 • JR-2L
Fort Lauderdale, Fla.
(University HS)

CAREER STATS - RUSHING

Year	G/GS	Rush	Yds	Avg	TD	Long
2014	14/4	111	540	4.9	1	55
2015	13/7	106	338	3.2	5	33
2016	8/1	26	80	3.1	1	12
TOTAL	35/12	243	958	3.9	7	55

CAREER HIGHS - RUSHING

Rushes: 34, at Hawai'i (11/1/14)
Yards: 145, at Hawai'i (11/1/14)
Long Rush: 55, at Boise St. (11/29/14)
Rushing TDs: 2, at Fresno St. (10/10/15)

CAREER STATS - RECEIVING

Year	Rec	Yds	Avg	TD	Long
2014	10	99	9.9	1	44
2015	27	231	8.6	1	63
2016	4	23	5.8	0	16
TOTAL	41	353	8.6	2	63

CAREER HIGHS - RECEIVING

Receptions: 4, at Fresno St. (10/10/15)
Receiving Yards: 67, at New Mexico (11/7/16)
Long Catch: 63, at New Mexico (11/7/16)
Receiving TDs: 1, twice

CAREER STATS - KICKOFF RETURNS

Year	Ret	Yds	Avg	TD	LG
2014	2	41	20.5	0	24
2015	4	82	20.5	0	33
2016	4	69	17.2	0	29
TOTAL	10	192	19.2	0	33





CAREER HIGHS - KICKOFF RETURNS

Returns: 2, three times
Yards: 55, vs. Akron (12/22/15)
Long Return: 33, vs. Akron (12/22/15)

GAME-BY-GAME RUSHING

2016	G/GS	Att	Yds	Avg	TD	LNG
WSU	1/0	2	12	6.0	1	9
at USC	1/0	1	2	2.0	0	2
ASU	1/0	10	20	2.0	0	11
AFA	0/0	0	0	0.0	0	0
at BSU	1/0	5	9	1.8	0	3
at CSU	1/1	2	5	2.5	0	4
FS	1/0	4	24	6.0	0	12
SDSU	1/0	1	3	3.0	0	3
at WYO	1/0	1	5	5.0	0	5
UNM						
at NEV						
at BYU						

2015	G/GS	Att	Yds	Avg	TD	LNG
SUU	1/1	23	80	3.5	0	14
at Utah	1/1	14	37	2.6	0	8
at Wash	1/1	13	40	3.1	0	10
CSU	1/1	13	37	2.9	1	33
at FS	1/1	12	41	3.4	2	15
BSU	1/1	8	18	2.3	1	7
at SDSU	1/0	6	16	2.7	0	6
WYO	1/0	2	5	2.5	0	3
at UNM	1/0	2	6	3.0	0	4
at AFA	1/1	1	1	1.0	0	1
NEV	1/0	0	0	0.0	0	0
BYU	1/0	8	50	6.3	1	17
vs. AKR	1/0	4	7	1.8	0	3

2014	G/GS	Att	Yds	Avg	TD	LG
at Tenn	1/0	4	17	4.3	0	8
ISU	1/0	7	28	4.0	0	10
WF	1/0	6	10	1.7	0	6
at ASU	1/0	11	48	4.4	0	16
at BYU	1/0	3	8	2.7	0	4
AFA	1/0	2	7	3.5	0	4
at CSU	1/0	2	26	13.0	0	22
UNLV	1/1	7	14	2.0	0	5
at UH	1/0	34	145	4.3	0	16
at WYO	1/1	11	65	5.6	0	32
UNM	1/1	8	55	6.9	1	47
SJSU	1/0	8	43	5.4	0	28
at BSU	1/1	4	58	14.5	0	55
vs. UTEP	1/0	4	16	4.0	0	7

GAME-BY-GAME RECEIVING

2016	Rec	Yds	Avg	TD	LG
WSU	0	0	0.0	0	0
at USC	1	2	2.0	0	2
ASU	1	-2	-2.0	0	0
AFA	0	0	0.0	0	0
at BSU	1	7	7.0	0	7
at CSU	1	16	16.0	0	16
FS	0	0	0.0	0	0
SDSU	0	0	0.0	0	0
at WYO	0	0	0.0	0	0
UNM					
at NEV					
at BYU					

2015	Rec	Yds	Avg	TD	LG
SUU	2	0	0.0	0	0
at Utah	3	11	3.7	1	8
at Wash	3	29	9.7	0	16
CSU	2	15	7.5	0	11
at FS	4	14	3.5	0	9
BSU	2	51	25.5	0	51
at SDSU	1	11	11.0	0	11
WYO	0	0	0.0	0	0
at UNM	2	67	33.5	0	63

at AFA	1	19	19.0	0	19
NEV	2	20	10.0	0	12
BYU	2	-12	0.0	0	0
vs. AKR	3	6	2.0	0	6

2014	Rec	Yds	Avg	TD	LG
at Tenn	0	0	0.0	0	0
ISU	1	19	19.0	0	19
WF	0	0	0.0	0	0
at ASU	3	15	5.0	0	7
at BYU	0	0	0.0	0	0
AFA	1	9	9.0	0	9
at CSU	1	7	7.0	0	7
UNLV	1	5	5.0	0	5
at UH	2	44	22.0	1	44
at WYO	1	0	0.0	0	0
UNM	0	0	0.0	0	0
SJSU	0	0	0.0	0	0
at BSU	0	0	0.0	0	0
vs. UTEP	0	0	0.0	0	0

GAME-BY-GAME KICKOFF RETURNS

2016	Ret	Yds	Avg	TD	LG
WSU	1	29	29.0	0	29
at USC	0	0	0.0	0	0
ASU	0	0	0.0	0	0
AFA	0	0	0.0	0	0
at BSU	0	0	0.0	0	0
at CSU	0	0	0.0	0	0
FS	1	9	9.0	0	9
SDSU	2	31	15.5	0	16
at WYO	0	0	0.0	0	0
UNM					
at NEV					
at BYU					

2015	Ret	Yds	Avg	TD	LG
SUU	0	0	0.0	0	0
at Utah	1	13	13.0	0	13
at Wash	0	0	0.0	0	0
CSU	0	0	0.0	0	0
at FS	0	0	0.0	0	0
BSU	0	0	0.0	0	0
at SDSU	0	0	0.0	0	0
WYO	0	0	0.0	0	0
at UNM	0	0	0.0	0	0
at AFA	0	0	0.0	0	0
NEV	0	0	0.0	0	0
BYU	1	14	14.0	0	14
vs. AKR	2	55	27.5	0	33

2014	Ret	Yds	Avg	TD	LG
at Tenn	0	0	0.0	0	0
ISU	0	0	0.0	0	0
WF	0	0	0.0	0	0
at ASU	0	0	0.0	0	0
at BYU	0	0	0.0	0	0
AFA	0	0	0.0	0	0
at CSU	0	0	0.0	0	0
UNLV	2	41	20.5	0	24
at UH	0	0	0.0	0	0
at WYO	0	0	0.0	0	0
UNM	0	0	0.0	0	0
SJSU	0	0	0.0	0	0
at BSU	0	0	0.0	0	0
vs. UTEP	0	0	0.0	0	0



PATRICK LEE MIRANDA 22
LB • 5-10 • 220 • JR-JC
Pawtucket, R.I.
(St. Raphael Academy)
(Chabot JC)

CAREER STATS - DEFENSE

Year	G/GS	UA-AT-TT	TFL	Sack	INT	PB	FF	FR
2016	6/0	2-4-6	0.0-0	0.0-0	0	0	0	0

CAREER HIGHS - DEFENSE

Tackles: 2, twice

GAME-BY-GAME DEFENSE

2016	G/GS	U-A-T	TFL	Sack	INT	PD	QH	F/R
WSU	1/0	0-2-2	0.0-0	0.0-0	0	0	0	0/0
at USC	0/0	0-0-0	0.0-0	0.0-0	0	0	0	0/0
ASU	1/0	0-0-0	0.0-0	0.0-0	0	0	0	0/0
AFA	0/0	0-0-0	0.0-0	0.0-0	0	0	0	0/0
at BSU	1/0	1-1-2	0.0-0	0.0-0	0	0	0	0/0
at CSU	1/0	0-0-0	0.0-0	0.0-0	0	0	0	0/0
FS	1/0	1-1-2	0.0-0	0.0-0	0	0	0	0/0
SDSU	0/0	0-0-0	0.0-0	0.0-0	0	0	0	0/0
at WYO	1/0	0-0-0	0.0-0	0.0-0	0	0	0	0/0
UNM								
at NEV								
at BYU								



GAJE FERGUSON 23
BS • 6-0 • 205 • SO-RS
Mendon, Utah
(Mountain Crest HS)
(Snow College)

CAREER STATS - DEFENSE

Year	G/GS	UA-AT-TT	TFL	Sack	INT	PB	FF	FR
2016	5/1	8-10-18	1.0-2	0.0-0	0	1	0	0

CAREER HIGHS - DEFENSE

Tackles: 10, at Wyoming (11/5/16)
TFL: 1.0, at Wyoming (11/5/16)
PBU: 1, at Wyoming (11/5/16)

GAME-BY-GAME DEFENSE

2016	G/GS	U-A-T	TFL	Sack	INT	PD	QH	F/R
WSU	1/0	0-3-3	0.0-0	0.0-0	0	0	0	0/0
at USC	1/0	0-0-0	0.0-0	0.0-0	0	0	0	0/0
ASU	0/0	0-0-0	0.0-0	0.0-0	0	0	0	0/0
AFA	0/0	0-0-0	0.0-0	0.0-0	0	0	0	0/0
at BSU	0/0	0-0-0	0.0-0	0.0-0	0	0	0	0/0
at CSU	0/0	0-0-0	0.0-0	0.0-0	0	0	0	0/0
FS	1/0	0-0-0	0.0-0	0.0-0	0	0	0	0/0
SDSU	1/0	2-3-5	0.0-0	0.0-0	0	0	0	0/0
at WYO	1/1	6-4-10	1.0-2	0.0-0	0	1	0	0/0
UNM								
at NEV								
at BYU								



DALTON BAKER 24
LB • 6-4 • 240 • FR-RS
Payson, Utah
(Payson HS)

CAREER STATS - DEFENSE

Year	G/GS	UA-AT-TT	TFL	Sack	INT	PB	FF	FR
2016	5/0	0-0-0	0.0-0	0.0-0	0	0	0	0

GAME-BY-GAME DEFENSE

2016	G/GS	U-A-T	TFL	Sack	INT	PD	QH	F/R
WSU	1/0	0-0-0	0.0-0	0.0-0	0	0	0	0/0
at USC	1/0	0-0-0	0.0-0	0.0-0	0	0	0	0/0
ASU	1/0	0-0-0	0.0-0	0.0-0	0	0	0	0/0
AFA	1/0	0-0-0	0.0-0	0.0-0	0	0	0	0/0
at BSU	1/0	0-0-0	0.0-0	0.0-0	0	0	0	0/0
at CSU	0/0	0-0-0	0.0-0	0.0-0	0	0	0	0/0
FS	0/0	0-0-0	0.0-0	0.0-0	0	0	0	0/0
SDSU	0/0	0-0-0	0.0-0	0.0-0	0	0	0	0/0
at WYO	0/0	0-0-0	0.0-0	0.0-0	0	0	0	0/0
UNM								
at NEV								
at BYU								





2016 UTAH STATE FOOTBALL PLAYER PROFILES



GEROLD BRIGHT
WR • 5-9 • 190 • FR-RS
Pensacola, Fla.
(Escambia HS)

25

CAREER STATS - RUSHING

Year	G/GS	Rush	Yds	Avg	TD	Long
2016	6/0	6	48	8.0	1	41

CAREER HIGHS - RUSHING

Rushes: 3, vs. Arkansas St. (9/16/16)
Yards: 40, at Colorado St. (10/8/16)
Rushing TDs: 1, at Colorado St. (10/8/16)
Long Rush: 41, at Colorado St. (10/8/16)

CAREER STATS - RECEIVING

Year	Rec	Yds	Avg	TD	Long
2016	0	0	0.0	0	0

CAREER STATS - KICKOFF RETURNS

Year	Ret	Yds	Avg	TD	LG
2016	8	160	20.0	0	29

CAREER HIGHS - KICKOFF RETURNS

Returns: 4, vs. San Diego St. (10/28/16)
Yards: 69, vs. San Diego St. (10/28/16)
Long Return: 29, at Colorado St. (10/8/16)

CAREER STATS - DEFENSE

Year	G/GS	UA-AT-TT	TFL	Sack	INT	PB	FF	FR
2016	6/0	1-1-2	0.0-0	0.0-0	0	0	0	1

CAREER HIGHS - DEFENSE

Tackles: 1, twice
Fumble Recovery: 1, at Boise St. (10/1/16)

GAME-BY-GAME RUSHING

2016	G/GS	Att	Yds	Avg	TD	LG
WSU	0/0	0	0	0.0	0	0
at USC	0/0	0	0	0.0	0	0
ASU	1/0	3	10	3.3	0	4
AFA	1/0	0	0	0.0	0	0
at BSU	1/0	0	0	0.0	0	0
at CSU	1/0	2	40	20.0	1	41
FS	0/0	0	0	0.0	0	0
SDSU	1/0	0	0	0.0	0	0
at WYO	1/0	1	-2	-2.0	0	0
UNM						
at NEV						
at BYU						

GAME-BY-GAME KICKOFF RETURNS

2016	Ret	Yds	Avg	TD	LG
WSU	0	0	0.0	0	0
at USC	0	0	0.0	0	0
ASU	0	0	0.0	0	0
AFA	1	20	20.0	0	20
at BSU	0	0	0.0	0	0
at CSU	1	29	29.0	0	29
FS	0	0	0.0	0	0
SDSU	4	69	17.3	0	22
at WYO	2	42	21.0	0	22
UNM					
at NEV					
at BYU					

GAME-BY-GAME DEFENSE

2016	U-A-T	TFL	Sack	INT	PD	QH	F/R
WSU	0-0-0	0.0-0	0.0-0	0	0	0	0/0
at USC	0-0-0	0.0-0	0.0-0	0	0	0	0/0
ASU	0-1-1	0.0-0	0.0-0	0	0	0	0/0
AFA	1-0-1	0.0-0	0.0-0	0	0	0	0/0
at BSU	0-0-0	0.0-0	0.0-0	0	0	0	0/1
at CSU	0-0-0	0.0-0	0.0-0	0	0	0	0/0
FS	0-0-0	0.0-0	0.0-0	0	0	0	0/0
SDSU	0-0-0	0.0-0	0.0-0	0	0	0	0/0
at WYO	0-0-0	0.0-0	0.0-0	0	0	0	0/0
UNM							
at NEV							
at BYU							



KENNEDY WILLIAMS
WR • 5-6 • 160 • SR-3L
Las Vegas, Nev.
(Valley HS)

26

CAREER STATS - RUSHING

Year	G/GS	Rush	Yds	Avg	TD	Long
2013	10/0	21	68	3.2	0	20
2014	14/0	8	81	10.1	0	34
2015	13/0	3	16	5.3	0	12
2016	9/1	2	3	1.5	0	3
TOTAL	46/1	34	168	4.9	0	34

CAREER HIGHS - RUSHING

Rushes: 6, twice
Yards: 43, vs. Idaho State (9/16/14)
Long Rush: 34, vs. Idaho State (9/16/14)

CAREER STATS - RECEIVING

Year	Rec	Yds	Avg	TD	Long
2013	3	9	3.0	0	5
2014	4	34	8.5	0	32
2015	6	61	10.2	0	20
2016	5	30	6.0	0	12
TOTAL	18	134	7.4	0	32

CAREER HIGHS - RECEIVING

Receptions: 2, at Colorado St. (10/8/16)
Receiving Yards: 32, at Wyoming (11/7/14)
Long Catch: 32, at Wyoming (11/7/14)

CAREER STATS - KICKOFF RETURNS

Year	Ret	Yds	Avg	TD	LG
2013	1	44	44.0	0	44
2014	14	303	21.6	0	36
2015	12	367	30.6	0	65
2016	10	183	18.3	0	26
TOTAL	37	897	24.2	0	65

CAREER HIGHS - KICKOFF RETURNS

Returns: 6, at Tennessee (8/31/14)
Yards: 121, at Tennessee (8/31/14)
Long Return: 65, vs. Nevada (11/21/15)

GAME-BY-GAME RUSHING

2016	G/GS	Att	Yds	Avg	TD	LG
WSU	1/0	0	0	0.0	0	0
at USC	1/0	0	0	0.0	0	0
ASU	1/0	0	0	0.0	0	0
AFA	1/0	0	0	0.0	0	0
at BSU	1/0	0	0	0.0	0	0
at CSU	1/0	1	3	3.0	0	3
FS	1/0	0	0	0.0	0	0
SDSU	1/0	0	0	0.0	0	0
at WYO	1/0	1	0	0.0	0	0
UNM						
at NEV						
at BYU						

2015	G/GS	Att	Yds	Avg	TD	LG
SUU	1/0	0	0	0.0	0	0
at Utah	1/0	0	0	0.0	0	0
at Wash	1/0	0	0	0.0	0	0
CSU	1/0	1	1	1.0	0	1
at FS	1/0	1	3	3.0	0	3
BSU	1/0	0	0	0.0	0	0
at SDSU	1/0	0	0	0.0	0	0
WYO	1/0	1	12	12.0	0	12
at UNM	1/0	0	0	0.0	0	0
at AFA	1/0	0	0	0.0	0	0
NEV	1/0	0	0	0.0	0	0
BYU	1/0	0	0	0.0	0	0
vs. AKR	1/0	0	0	0.0	0	0

2014	G/GS	Att	Yds	Avg	TD	LG
at Tenn	1/0	0	0	0.0	0	0
ISU	1/0	2	43	21.5	0	34

WF	1/0	0	0	0.0	0	0
at ASU	1/0	3	21	7.0	0	12
at BYU	1/0	2	10	5.0	0	9
AFA	1/0	0	0	0.0	0	0
at CSU	1/0	0	0	0.0	0	0
UNLV	1/0	0	0	0.0	0	0
at UH	1/0	0	0	0.0	0	0
at WYO	1/0	1	7	7.0	0	7
UNM	1/0	0	0	0.0	0	0
SJSU	1/0	0	0	0.0	0	0
at BSU	1/0	0	0	0.0	0	0
vs. UTEP	1/0	0	0	0.0	0	0

2013	G/GS	Att	Yds	Avg	TD	LG
WSU	1/0	3	13	4.3	0	6
at SJSU	1/0	1	0	0.0	0	0
BYU	1/0	6	37	6.2	0	20
BSU	1/0	0	0	0.0	0	0
at UNM	1/0	4	9	2.3	0	12
UH	1/0	6	11	1.8	0	7
at UNLV	1/0	0	0	0.0	0	0
WYO	1/0	1	-2	-2.0	0	0
at FS	1/0	0	0	0.0	0	0
vs. NIU	1/0	0	0	0.0	0	0

DNP: @Utah, @AFA, @USC

GAME-BY-GAME RECEIVING

2016	Rec	Yds	Avg	TD	LG
WSU	0	0	0.0	0	0
at USC	1	9	9.0	0	9
ASU	0	0	0.0	0	0
AFA	1	12	12.0	0	21
at BSU	0	0	0.0	0	0
at CSU	2	5	2.5	0	8
FS	1	4	4.0	0	4
SDSU	0	0	0.0	0	0
at WYO	0	0	0.0	0	0
UNM					
at NEV					
at BYU					

2015	Rec	Yds	Avg	TD	LG
SUU	1	5	5.0	0	5
at Utah	1	20	20.0	0	20
at Wash	1	9	9.0	0	9
CSU	0	0	0.0	0	0
at FS	0	0	0.0	0	0
BSU	0	0	0.0	0	0
at SDSU	1	5	5.0	0	5
WYO	0	0	0.0	0	0
at UNM	0	0	0.0	0	0
at AFA	0	0	0.0	0	0
NEV	1	10	10.0	0	10
BYU	1	13	13.0	0	13
vs. AKR	0	-1	0.0	0	0

2014	Rec	Yds	Avg	TD	LG
at Tenn	0	0	0.0	0	0
ISU	0	0	0.0	0	0
WF	0	0	0.0	0	0
at ASU	1	-1	-1.0	0	0
at BYU	0	0	0.0	0	0
AFA	0	0	0.0	0	0
at CSU	0	0	0.0	0	0
UNLV	0	0	0.0	0	0
at UH	0	0	0.0	0	0
at WYO	1	32	32.0	0	32
UNM	0	0	0.0	0	0
SJSU	1	3	3.0	0	3
at BSU	1	0	0.0	0	0
vs. UTEP	0	0	0.0	0	0

2013	Rec	Yds	Avg	TD	LG
WSU	0	0	0.0	0	0
at SJSU	0	0	0.0	0	0
BYU	0	0	0.0	0	0





BSU	1	5	5.0	0	5
at UNM	1	3	3.0	0	3
UH	0	0	0.0	0	0
at UNLV	0	0	0.0	0	0
CSU	0	0	0.0	0	0
WYO	1	1	1.0	0	1
at FS	0	0	0.0	0	0
vs. NIU	0	0	0.0	0	0

DNP: @Utah, @AFA, @USC

GAME-BY-GAME KICKOFF RETURNS

2016	Ret	Yds	Avg	TD	LG
WSU	1	9	9.0	0	9
at USC	1	12	12.0	0	12
ASU	4	73	18.3	0	23
AFA	0	0	0.0	0	0
at BSU	0	0	0.0	0	0
at CSU	0	0	0.0	0	0
FS	2	38	19.0	0	20
SDSU	0	0	0.0	0	0
at WYO	2	50	25.0	0	26

UNM					
at NEV					
at BYU					

2015	Ret	Yds	Avg	TD	LG
SUU	0	0	0.0	0	0
at Utah	0	0	0.0	0	0
at Wash	0	0	0.0	0	0
CSU	0	0	0.0	0	0
at FS	1	17	17.0	0	17
BSU	0	0	0.0	0	0
at SDSU	2	56	28.0	0	39
WYO	1	24	24.0	0	24
at UNM	1	56	56.0	0	56
at AFA	0	0	0.0	0	0
NEV	2	98	49.0	0	65
BYU	3	64	21.3	0	22
vs. AKR	2	52	26.0	0	26

2014	Ret	Yds	Avg	TD	LG
at Tenn	6	121	20.2	0	36
ISU	1	16	16.0	0	16
WF	3	72	24.0	0	30
at ASU	2	42	21.0	0	23
at BYU	1	21	21.0	0	21
AFA	0	0	0.0	0	0
at CSU	0	0	0.0	0	0
UNLV	0	0	0.0	0	0
at UH	0	0	0.0	0	0
at WYO	0	0	0.0	0	0
UNM	1	31	31.0	0	31
SJSJ	0	0	0.0	0	0
at BSU	0	0	0.0	0	0
vs. UTEP	0	0	0.0	0	0

2013	Ret	Yds	Avg	TD	LG
at Utah	0	0	0.0	0	0
at AFA	0	0	0.0	0	0
WSU	1	44	44.0	0	44
at USC	0	0	0.0	0	0
at SJSU	0	0	0.0	0	0
BYU	0	0	0.0	0	0
BSU	0	0	0.0	0	0
at UNM	0	0	0.0	0	0
UH	0	0	0.0	0	0
at UNLV	0	0	0.0	0	0
WYO	0	0	0.0	0	0
at FS	0	0	0.0	0	0
vs. NIU	0	0	0.0	0	0



KEVIN OGWU
CB • 5-9 • 170 • JR-SQ
 Katy, Texas
 (Katy HS)
 (Houston Baptist)

26

CAREER STATS - DEFENSE

Year	G/GS	UA-AT-TT	TFL	Sack	INT	PB	FF	FR
2016	1/0	0-1-1	0-0-0	0-0-0	0-0	0	0	0

CAREER HIGHS - DEFENSE

Tackles: 1, vs. Weber St. (9/1/16)

GAME-BY-GAME DEFENSE

2016	G/GS	U-A-T	TFL	Sack	INT	PB	QH	F/R
WSU	1/0	0-1-1	0-0-0	0-0-0	0	0	0	0/0
at USC	0/0	0-0-0	0-0-0	0-0-0	0	0	0	0/0
ASU	0/0	0-0-0	0-0-0	0-0-0	0	0	0	0/0
AFA	0/0	0-0-0	0-0-0	0-0-0	0	0	0	0/0
at BSU	0/0	0-0-0	0-0-0	0-0-0	0	0	0	0/0
at CSU	0/0	0-0-0	0-0-0	0-0-0	0	0	0	0/0
FS	0/0	0-0-0	0-0-0	0-0-0	0	0	0	0/0
SDSU	0/0	0-0-0	0-0-0	0-0-0	0	0	0	0/0
at WYO	0/0	0-0-0	0-0-0	0-0-0	0	0	0	0/0

UNM								
at NEV								
at BYU								



JONTRELL ROCQUEMORE
FS • 6-1 • 210 • SO-1L
 McKinney, Texas
 (McKinney HS)

27

CAREER STATS - DEFENSE

Year	G/GS	UA-AT-TT	TFL	Sack	INT	PB	FF	FR
2015	13/0	16-11-27	2-0-4	0-0-0	0-0	1	1	1
2016	8/6	23-16-39	1-0-9	1-0-9	2-19	1	0	0
TOTAL	21/6	39-27-66	3-0-13	1-0-9	2-19	2	1	1

CAREER HIGHS - DEFENSE

Tackles: 10, at Colorado St. (10/8/16)

TFL: 2.0, at Fresno St. (10/10/15)

Sack: 1.0, at Boise St. (10/1/16)

INT: 1, twice

FF: 1, vs. Colorado St. (10/13/15)

PBU: 1, twice

FR: 1, at Washington (9/19/15)

TD: 1, twice

GAME-BY-GAME DEFENSE

2016	G/GS	U-A-T	TFL	Sack	INT	PB	QH	F/R
WSU	1/1	1-2-3	0-0-0	0-0-0	0	0	0	0/0
at USC	1/0	3-2-5	0-0-0	0-0-0	1	0	0	0/0
ASU	1/1	4-3-7	0-0-0	0-0-0	1	0	0	0/0
AFA	1/0	2-0-2	0-0-0	0-0-0	0	0	0	0/0
at BSU	1/1	3-1-4	1-0-9	1-0-9	0	0	0	0/0
at CSU	1/1	6-4-10	0-0-0	0-0-0	0	1	0	0/0
FS	1/1	3-2-5	0-0-0	0-0-0	0	0	0	0/0
SDSU	1/1	1-2-3	0-0-0	0-0-0	0	0	0	0/0
at WYO	0/0	0-0-0	0-0-0	0-0-0	0	0	0	0/0

UNM								
at NEV								
at BYU								

2015	G/GS	U-A-T	TFL	Sack	INT	PB	QH	F/R
SUU	1/0	0-0-0	0-0-0	0-0-0	0	0	0	0/0
at Utah	1/0	4-2-6	0-0-0	0-0-0	0	0	0	0/0
at Wash	1/0	1-2-3	0-0-0	0-0-0	0	0	0	0/1
CSU	1/0	3-0-3	0-0-0	0-0-0	0	0	0	1/0
at FS	1/0	4-0-4	2-0-4	0-0-0	1	0	0	0/0
BSU	1/0	1-1-2	0-0-0	0-0-0	0	0	0	0/0
at SDSU	1/0	2-0-2	0-0-0	0-0-0	0	0	0	0/0
WYO	1/0	1-2-3	0-0-0	0-0-0	0	1	0	0/0
at UNM	1/0	0-0-0	0-0-0	0-0-0	0	0	0	0/0
at AFA	1/0	0-0-0	0-0-0	0-0-0	0	0	0	0/0
NEV	1/0	0-3-3	0-0-0	0-0-0	0	0	0	0/0
BYU	1/0	0-1-1	0-0-0	0-0-0	0	0	0	0/0
vs. AKR	1/0	0-0-0	0-0-0	0-0-0	0	0	0	0/0



AARON WADE
BS • 6-1 • 200 • SO-1L
 Lithia, Fla.
 (Newsome HS)

28

CAREER STATS - DEFENSE

Year	G/GS	UA-AT-TT	TFL	Sack	INT	PB	FF	FR
2015	13/0	3-0-3	0-0-0	0-0-0	0-0	0	0	0
2016	8/0	1-3-4	0-0-0	0-0-0	0-0	0	0	0

TOTAL	21/0	4-3-7	0-0-0	0-0-0	0-0	0	0	0
--------------	-------------	--------------	--------------	--------------	------------	----------	----------	----------

CAREER HIGHS - DEFENSE

Tackles: 2, three times

GAME-BY-GAME DEFENSE

2016	G/GS	U-A-T	TFL	Sack	INT	PB	QH	F/R
WSU	0/0	0-0-0	0-0-0	0-0-0	0	0	0	0/0
at USC	1/0	0-0-0	0-0-0	0-0-0	0	0	0	0/0
ASU	1/0	0-2-2	0-0-0	0-0-0	0	0	0	0/0
AFA	1/0	0-0-0	0-0-0	0-0-0	0	0	0	0/0
at BSU	1/0	0-0-0	0-0-0	0-0-0	0	0	0	0/0
at CSU	1/0	0-0-0	0-0-0	0-0-0	0	0	0	0/0
FS	1/0	0-0-0	0-0-0	0-0-0	0	0	0	0/0
SDSU	1/0	0-0-0	0-0-0	0-0-0	0	0	0	0/0
at WYO	1/0	1-1-2	0-0-0	0-0-0	0	0	0	0/0

UNM								
at NEV								
at BYU								

2015	G/GS	U-A-T	TFL	Sack	INT	PB	QH	F/R
SUU	1/0	0-0-0	0-0-0	0-0-0	0	0	0	0/0
at Utah	1/0	0-0-0	0-0-0	0-0-0	0	0	0	0/0
at Wash	1/0	0-0-0	0-0-0	0-0-0	0	0	0	0/0
CSU	1/0	0-0-0	0-0-0	0-0-0	0	0	0	0/0
at FS	1/0	2-0-2	0-0-0	0-0-0	0	0	0	0/0
BSU	1/0	0-0-0	0-0-0	0-0-0	0	0	0	0/0
at SDSU	1/0	0-0-0	0-0-0	0-0-0	0	0	0	0/0
WYO	1/0	0-0-0	0-0-0	0-0-0	0	0	0	0/0
at UNM	1/0	0-0-0	0-0-0	0-0-0	0	0	0	0/0
at AFA	1/0	0-0-0	0-0-0	0-0-0	0	0	0	0/0
NEV	1/0	0-0-0	0-0-0	0-0-0	0	0	0	0/0
BYU	1/0	0-0-0	0-0-0	0-0-0	0	0	0	0/0
vs. AKR	1/0	1-0-1	0-0-0	0-0-0	0	0	0	0/0



JENTZ PAINTER
CB • 5-8 • 180 • SR-2L
 Riverton, Utah
 (Riverton HS)

31

CAREER STATS - DEFENSE

Year	G/GS	UA-AT-TT	TFL	Sack	INT	PB	FF	FR
2013	0/0	0-0-0	0-0-0	0-0-0	0-0	0	0	0
2014	14/0	3-2-5	1-0-10	1-0-10	0-0	0	0	0
2015	13/1	6-6-12	0-5-4	0-5-4	1-0	1	0	0
2016	9/0	5-3-8	1-5-10	1-0-6	0-0	0	0	0

TOTAL	36/1	14-11-25	3-0-24	2-5-20	1-0	1	0	0
--------------	-------------	-----------------	---------------	---------------	------------	----------	----------	----------

CAREER HIGHS - DEFENSE

Tackles: 4, vs. Colorado St. (10/3/15)

TFLs: 1.0, twice

Sacks: 1.0, twice

INT: 1, at Fresno St. (10/10/15)

PBU: 1, vs. Colorado St. (10/3/15)

Blocked Kick: 1, vs. Fresno St. (10/22/16)

GAME-BY-GAME DEFENSE

2016	G/GS	U-A-T	TFL	Sack	INT	PB	QH	F/R
WSU	1/0	0-1-1	0-0-0	0-0-0	0	0	0	0/0
at USC	1/0	1-0-1	0-0-0	0-0-0	0	0	0	0/0
ASU	1/0	0-1-1	0-5-4	0-0-0	0	0	0	0/0
AFA	1/0	0-0-0	0-0-0	0-0-0	0	0	0	0/0
at BSU	1/0	1-0-1	0-0-0	0-0-0	0	0	0	0/0
at CSU	1/0	2-0-2	0-0-0	0-0-0	0	0	0	0/0
FS	1/0	1-1-2	1-0-6	1-0-6	0	0	0	0/0
SDSU	1/0	0-0-0	0-0-0	0-0-0	0	0	0	0/0
at WYO	1/0	0-0-0	0-0-0	0-0-0	0	0	0	0/0



2016 UTAH STATE FOOTBALL PLAYER PROFILES

2015	G/GS	U-A-T	TFL	SACK	INT	PB	QH	F/R
SUU	1/0	0-2-2	0.0-0	0.0-0	0	0	0	0/0
at Utah	1/0	1-0-1	0.0-0	0.0-0	0	0	0	0/0
at Wash	1/0	0-0-0	0.0-0	0.0-0	0	0	0	0/0
CSU	1/0	4-0-4	0.0-0	0.0-0	0	1	0	0/0
at FS	1/0	0-0-0	0.0-0	0.0-0	1	0	0	0/0
BSU	1/0	1-0-1	0.0-0	0.0-0	0	0	0	0/0
at SDSU	1/0	0-0-0	0.0-0	0.0-0	0	0	0	0/0
WYO	1/0	0-1-1	0.0-0	0.0-0	0	0	0	0/0
at UNM	1/0	0-0-0	0.0-0	0.0-0	0	0	0	0/0
at AFA	1/0	0-0-0	0.0-0	0.0-0	0	0	0	0/0
NEV	1/0	0-0-0	0.0-0	0.0-0	0	0	0	0/0
BYU	1/0	0-2-2	0.0-0	0.0-0	0	0	0	0/0
vs. AKR	1/1	0-1-1	0.5-4	0.5-4	0	0	0	0/0

2014	G/GS	U-A-T	TFL	SACK	INT	PB	QH	F/R
at Tenn	1/0	0-0-0	0.0-0	0.0-0	0	0	0	0/0
ISU	1/0	0-1-1	0.0-0	0.0-0	0	0	0	0/0
WF	1/0	0-0-0	0.0-0	0.0-0	0	0	0	0/0
at ASU	1/0	0-0-0	0.0-0	0.0-0	0	0	0	0/0
at BYU	1/0	0-0-0	0.0-0	0.0-0	0	0	0	0/0
AFA	1/0	0-0-0	0.0-0	0.0-0	0	0	0	0/0
at CSU	1/0	0-0-0	0.0-0	0.0-0	0	0	0	0/0
UNLV	1/0	1-0-1	0.0-0	0.0-0	0	0	0	0/0
at UH	1/0	2-0-2	1.0-10	1.0-10	0	0	0	0/0
at WYO	1/0	0-0-0	0.0-0	0.0-0	0	0	0	0/0
UNM	1/0	0-0-0	0.0-0	0.0-0	0	0	0	0/0
SJSU	1/0	0-1-1	0.0-0	0.0-0	0	0	0	0/0
at BSU	1/0	0-0-0	0.0-0	0.0-0	0	0	0	0/0
vs. UTEP	1/0	0-0-0	0.0-0	0.0-0	0	0	0	0/0



DEVANTE MAYS
RB • 5-11 • 230 • SR-1L
Livingston, Texas
(Livingston HS)
(Blinn JC)

32

CAREER STATS - RUSHING

Year	G/GS	Rush	Yds	Avg	TD	Long
2015	13/6	165	966	5.9	9	61
2016	6/2	37	259	7.0	3	66
TOTAL	19/8	202	1,225	6.1	12	66

CAREER HIGHS - RUSHING

Rushes: 22, twice
Rushing Yards: 208, vs. Weber St. (9/1/16)
Long Rush: 66, vs. Weber St. (9/1/16)
Rushing TD's: 3, twice

CAREER STATS - RECEIVING

Year	Rec	Yds	Avg	TD	Long
2015	1	9	9.0	0	9
2016	1	8	8.0	0	8
TOTAL	2	17	8.5	0	9

CAREER HIGHS - RECEIVING

Receptions: 1, twice
Receiving Yards: 9, vs. Southern Utah (9/3/15)
Long Catch: 9, vs. Southern Utah (9/3/15)

GAME-BY-GAME RUSHING

2016	G/GS	Att	Yds	Avg	TD	LG
WSU	1/1	18	208	11.6	3	66
at USC	1/1	8	24	3.0	0	7
ASU	0/0	0	0	0.0	0	0
AFA	1/0	1	2	2.0	0	2
at BSU	0/0	0	0	0.0	0	0
at CSU	0/0	0	0	0.0	0	0
FS	1/0	0	0	0.0	0	0
SDSU	1/0	8	19	2.4	0	10
at WYO	1/0	2	6	3.0	0	7
UNM						
at NEV						
at BYU						

2015	G/GS	Att	Yds	Avg	TD	LG
SUU	1/0	4	51	12.8	0	39

at Utah	1/1	6	34	5.7	0	10
at Wash	1/0	6	22	3.7	0	20
CSU	1/0	10	60	6.0	0	30
at FS	1/0	9	92	10.2	3	41
BSU	1/0	11	63	5.7	1	48
at SDSU	1/1	15	88	5.9	1	26
WYO	1/1	22	176	8.0	2	28
at UNM	1/1	17	29	1.7	0	8
at AFA	1/0	12	40	3.3	0	14
NEV	1/0	22	133	6.1	2	35
BYU	1/1	19	54	2.8	0	11
vs. AKR	1/1	12	124	10.3	0	61

GAME-BY-GAME RECEIVING

2016	Rec	Yds	Avg	TD	LG
WSU	0	0	0.0	0	0
at USC	1	8	8.0	0	8
ASU	0	0	0.0	0	0
AFA	0	0	0.0	0	0
at BSU	0	0	0.0	0	0
at CSU	0	0	0.0	0	0
FS	0	0	0.0	0	0
SDSU	0	0	0.0	0	0
at WYO	0	0	0.0	0	0
UNM					
at NEV					
at BYU					

2015	Rec	Yds	Avg	TD	LG
SUU	1	9	9.0	0	9
at Utah	0	0	0.0	0	0
at Wash	0	0	0.0	0	0
CSU	0	0	0.0	0	0
at FS	0	0	0.0	0	0
BSU	0	0	0.0	0	0
at SDSU	0	0	0.0	0	0
WYO	0	0	0.0	0	0
at UNM	0	0	0.0	0	0
at AFA	0	0	0.0	0	0
NEV	0	0	0.0	0	0
BYU	0	0	0.0	0	0
vs. AKR	0	0	0.0	0	0



JUSTEN HERVEY
RB • 5-10 • 200 • SO-1L
Beaumont, Texas
(Westbrook HS)

34

CAREER STATS - RUSHING

Year	G/GS	Rush	Yds	Avg	TD	Long
2015	8/0	14	47	3.4	1	7
2016	9/1	10	118	11.8	1	80
TOTAL	17/1	24	165	6.9	2	80

CAREER HIGHS - RUSHING

Rushes: 6, at Fresno St. (10/10/15)
Rushing Yards: 84, vs. Weber St. (9/1/16)
Long Rush: 80, vs. Weber St. (9/1/16)
Rushing TD's: 1, at Fresno St. (10/10/15)

CAREER STATS - RECEIVING

Year	Rec	Yds	Avg	TD	Long
2016	1	0	0.0	0	0

CAREER HIGHS - RECEIVING

Receptions: 1, at Colorado St. (10/8/16)
Receiving Yards: 0, 1, at Colorado St. (10/8/16)
Long Catch: 0, 1, at Colorado St. (10/8/16)

CAREER STATS - KICKOFF RETURNS

Year	Ret	Yds	Avg	TD	LG
2016	1	5	5.0	0	5

CAREER HIGHS - KICKOFF RETURNS

Returns: 1, at Boise St. (10/1/16)
Yards: 5, at Boise St. (10/1/16)
Long Return: 5, at Boise St. (10/1/16)

GAME-BY-GAME RUSHING

2016	G/GS	Att	Yds	Avg	TD	LG
WSU	1/0	3	84	28.0	1	80
at USC	1/0	4	6	1.5	0	7
ASU	1/0	2	2	1.0	0	2
AFA	1/1	1	26	26.0	0	26
at BSU	1/0	0	0	0.0	0	0
at CSU	1/0	0	0	0.0	0	0
FS	1/0	0	0	0.0	0	0
SDSU	1/0	0	0	0.0	0	0
at WYO	1/0	0	0	0.0	0	0

UNM
at NEV
at BYU

2015	G/GS	Att	Yds	Avg	TD	LG
at Utah	1/0	0	0	0.0	0	0
CSU	1/0	0	0	0.0	0	0
at FS	1/0	6	20	3.3	1	5
BSU	1/0	0	0	0.0	0	0
at SDSU	1/0	4	18	4.5	0	7
WYO	1/0	3	14	4.7	0	7
at UNM	1/0	1	-5	-5.0	0	0
NEV	1/0	0	0	0.0	0	0

DNP: SUU, @Wash, @AFA, BYU, vs. AKR

GAME-BY-GAME RECEIVING

2016	Rec	Yds	Avg	TD	LG
WSU	0	0	0.0	0	0
at USC	0	0	0.0	0	0
ASU	0	0	0.0	0	0
AFA	0	0	0.0	0	0
at BSU	0	0	0.0	0	0
at CSU	1	0	0.0	0	0
FS	0	0	0.0	0	0
SDSU	0	0	0.0	0	0
at WYO	0	0	0.0	0	0
UNM					
at NEV					
at BYU					

GAME-BY-GAME KICKOFF RETURNS

2016	Ret	Yds	Avg	TD	LG
WSU	0	0	0.0	0	0
at USC	0	0	0.0	0	0
ASU	0	0	0.0	0	0
AFA	0	0	0.0	0	0
at BSU	1	5	5.0	0	5
at CSU	0	0	0.0	0	0
FS	0	0	0.0	0	0
SDSU	0	0	0.0	0	0
at WYO	0	0	0.0	0	0
UNM					
at NEV					
at BYU					



JAKE THOMPSON
K • 6-0 • 220 • SR-3L
Logan, Utah
(Logan HS)

36

CAREER STATS - KICKING

Year	FGM-A	Pct	1-19	20-29	30-39	40-49	50+
2013	1-3	.333	0-0	0-0	0-0	0-0	0-3
2014	0-4	.000	0-0	0-0	0-0	0-3	0-1
2015	3-6	.500	0-0	0-0	0-2	2-3	1-1
2016	0-0	.000	0-0	0-0	0-0	0-0	0-0
TOTAL	4-13	.308	0-0	0-0	0-2	2-6	2-5

CAREER HIGHS - KICKING

FG: 1, four times
Long: 52, twice



2016 UTAH STATE FOOTBALL PLAYER PROFILES



CAREER STATS - KICKOFFS

Year	GP	No.	Yds	Avg	TB
2013	14	86	5,465	63.5	42
2014	14	66	4,032	61.1	26
2015	12	67	4,248	63.4	38
2016	8	43	2,633	61.2	22
TOTAL	48	262	16,635	63.5	128

CAREER STATS - SCORING

Year	PAT	FG	Total	AVG/G
2013	0	1	3	0.2
2014	0	0	0	0.0
2015	7	3	16	1.3
2016	0	0	0	0.0
TOTAL	7	4	19	0.5

CAREER HIGHS - SCORING

Points: 4, vs. Nevada (11/21/15)

CAREER STATS - PUNTS

Year	No	Yds	Avg	LG	I20
2013	0	0	0.0	0	0
2014	1	35	35.0	35	0
2015	0	0	0.0	0	0
2016	0	0	0.0	0	0
TOTAL	1	35	35.0	35	0

CAREER HIGHS - PUNTS

Punts: 1, vs. Air Force (10/11/14)

Avg: 35.0, vs. Air Force (10/11/14)

Long: 35, vs. Air Force (10/11/14)

CAREER STATS - RECEIVING

Year	Rec	Yds	Avg	TD	Long
2016	1	12	12.0	0	12

CAREER HIGHS - RECEIVING

Receptions: 1, vs. Air Force (9/24/16)

Receiving Yards: 12, vs. Air Force (9/24/16)

Long Catch: 12, vs. Air Force (9/24/16)

GAME-BY-GAME KICKING

2015	FGM-A	PCT	1-19	20-29	30-39	40-49	50+
SUU	0-0	.000	0-0	0-0	0-0	0-0	0-0
at Utah	0-0	.000	0-0	0-0	0-0	0-0	0-0
at Wash	0-0	.000	0-0	0-0	0-0	0-0	0-0
CSU	1-1	1.000	0-0	0-0	0-0	1-1	0-0
at FS	0-0	.000	0-0	0-0	0-0	0-0	0-0
BSU	1-1	1.000	0-0	0-0	0-0	0-0	1-1
at SDSU	0-0	.000	0-0	0-0	0-0	0-0	0-0
WYO	0-0	.000	0-0	0-0	0-0	0-0	0-0
at UNM	0-0	.000	0-0	0-0	0-0	0-0	0-0
at AFA	0-0	.000	0-0	0-0	0-0	0-0	0-0
NEV	1-1	1.000	0-0	0-0	0-0	1-1	0-0
BYU	0-3	.000	0-0	0-0	0-2	0-1	0-0
vs. AKR	0-0	.000	0-0	0-0	0-0	0-0	0-0

2014	FGM-A	PCT	1-19	20-29	30-39	40-49	50+
at Tenn	0-1	.000	0-0	0-0	0-0	0-1	0-0
ISU	0-1	.000	0-0	0-0	0-0	0-0	0-1
WF	0-0	.000	0-0	0-0	0-0	0-0	0-0
at ASU	0-1	.000	0-0	0-0	0-0	0-1	0-0
at BYU	0-1	.000	0-0	0-0	0-0	0-1	0-0
AFA	0-0	.000	0-0	0-0	0-0	0-0	0-0
at CSU	0-0	.000	0-0	0-0	0-0	0-0	0-0
UNLV	0-0	.000	0-0	0-0	0-0	0-0	0-0
at UH	0-0	.000	0-0	0-0	0-0	0-0	0-0
at WYO	0-0	.000	0-0	0-0	0-0	0-0	0-0
UNM	0-0	.000	0-0	0-0	0-0	0-0	0-0
SJSU	0-0	.000	0-0	0-0	0-0	0-0	0-0
at BSU	0-0	.000	0-0	0-0	0-0	0-0	0-0
vs. UTEP	0-0	.000	0-0	0-0	0-0	0-0	0-0

2013	FGM-A	PCT	1-19	20-29	30-39	40-49	50+
at Utah	0-0	.000	0-0	0-0	0-0	0-0	0-0
at AFA	0-0	.000	0-0	0-0	0-0	0-0	0-0
WSU	0-0	.000	0-0	0-0	0-0	0-0	0-0
at USC	0-0	.000	0-0	0-0	0-0	0-0	0-0
at SJSU	0-0	.000	0-0	0-0	0-0	0-0	0-0

BYU	0-0	.000	0-0	0-0	0-0	0-0	0-0
BSU	0-0	.000	0-0	0-0	0-0	0-0	0-0
at UNM	0-0	.000	0-0	0-0	0-0	0-0	0-0
UH	1-1	1.000	0-0	0-0	0-0	0-0	1-1
at UNLV	0-1	.000	0-0	0-0	0-0	0-0	0-1
CSU	0-0	.000	0-0	0-0	0-0	0-0	0-0
WYO	0-0	.000	0-0	0-0	0-0	0-0	0-0
at FS	0-0	.000	0-0	0-0	0-0	0-0	0-0
vs. NIU	0-1	.000	0-0	0-0	0-0	0-0	0-1

GAME-BY-GAME - KICKOFFS

2016	No	Yds	Avg	TB	OB
WSU	8	488	61.0	5	0
at USC	0	0	0.0	0	0
ASU	7	435	62.1	4	0
AFA	5	288	57.6	2	0
at BSU	3	195	65.0	1	0
at CSU	5	300	60.0	3	0
FS	7	429	61.3	3	0
SDSU	3	185	61.7	1	0
at WYO	5	313	62.6	3	0
UNM					
at NEV					
at BYU					

2015	No.	Yds	Avg	TB	OB
SUU	3	194	64.7	2	1
at Utah	3	195	65.0	2	0
at Wash	4	243	60.8	1	0
CSU	8	513	64.1	5	0
at FS	9	572	63.6	5	0
BSU	8	520	65.0	7	0
at SDSU	3	177	59.0	1	0
WYO	10	645	64.5	7	0
UNM	0	0	0.0	0	0
at AFA	5	324	64.8	4	0
NEV	6	373	62.2	2	1
BYU	5	321	64.2	1	0
vs. AKR	3	171	57.0	1	0
UTEP	3	191	63.7	2	0

2014	No.	Yds	Avg	TB	OB
at Tenn	2	129	64.5	0	0
ISU	8	489	61.1	3	0
WF	6	351	58.5	3	1
at ASU	3	194	64.7	0	1
at BYU	6	384	64.0	4	0
AFA	7	448	64.0	3	0
at CSU	4	260	65.0	3	0
UNLV	7	429	61.3	3	1
at UH	6	359	59.8	3	0
at WYO	5	308	61.6	2	0
UNM	4	231	57.8	0	1
SJSU	4	22	55.5	0	0
at BSU	1	37	37.0	0	0
UTEP	3	191	63.7	2	0

2013	No.	Yds	Avg	TB	OB
at Utah	6	386	64.3	3	0
at AFA	9	585	65.0	8	0
WSU	11	703	63.9	4	0
at USC	3	185	64.7	1	0
at SJSU	9	554	61.6	3	0
BYU	3	195	65.0	2	0
BSU	4	251	62.8	1	0
at UNM	8	506	63.2	1	0
UH	10	643	64.3	8	0
at UNLV	5	317	63.4	1	0
CSU	4	260	65.0	4	0
WYO	6	389	64.8	5	0
at FS	3	170	56.7	0	0
vs. NIU	5	321	64.2	1	0

GAME-BY-GAME - PUNTING

2014	No.	Yds	Avg	LG	I20
at Tenn	0	0	0.0	0	0
ISU	0	0	0.0	0	0
WF	0	0	0.0	0	0

at ASU	0	0	0.0	0	0
at BYU	0	0	0.0	0	0
AFA	1	35	35.0	35	0
at CSU	0	0	0.0	0	0
UNLV	0	0	0.0	0	0
at UH	0	0	0.0	0	0
at WYO	0	0	0.0	0	0
UNM	0	0	0.0	0	0
SJSU	0	0	0.0	0	0
at BSU	0	0	0.0	0	0
UTEP	0	0	0.0	0	0

GAME-BY-GAME RECEIVING

2016	Rec	Yds	Avg	TD	LG
WSU	0	0	0.0	0	0
at USC	0	0	0.0	0	0
ASU	0	0	0.0	0	0
AFA	1	12	12.0	0	12
at BSU	0	0	0.0	0	0
at CSU	0	0	0.0	0	0
FS	0	0	0.0	0	0
SDSU	0	0	0.0	0	0
at WYO	0	0	0.0	0	0
UNM					
at NEV					
at BYU					



DEVIN CENTERS
FS • 5-9 • 200 • SR-3L
Chandler, Ariz.
(Chandler HS)

37

CAREER STATS - DEFENSE

Year	G/GS	UA-AT-TT	TFL	Sack	INT	PB	FF	FR
2013	13/0	1-2-3	0.0-0	0.0-0	0-0	0	0	0
2014	13/6	38-36-74	6.5-27	3.0-20	1-34	10	0	3
2015	13/8	29-17-46	0.0-0	0.0-0	3-39	2	0	0
2016	9/8	27-18-45	3.0-11	0.0-0	0-0	2	0	0
TOTAL	48/22	95-73-168	9.5-38	3.0-20	4-73	14	0	3

CAREER HIGHS - DEFENSE

Tackles: 11, at Arkansas St. (9/20/14)

TFL: 2.5, at Arkansas St. (9/20/14)

Sacks: 1.0, three times

INT: 1, four times

PBU: 2, twice

Blocks: 1, twice

QBH: 1, four times

TD: 1, twice

GAME-BY-GAME DEFENSE

2016	G/GS	U-A-T	TFL	Sack	INT	PB	QH	F/R
WSU	1/1	2-3-5	0.0-0	0.0-0	0	1	0	0/0
at USC	1/1	5-1-6	1.0-4	0.0-0	0	0	0	0/0
ASU	1/1	3-4-7	1.0-3	0.0-0	0	1	1	0/0
AFA	1/1	3-2-5	0.0-0	0.0-0	0	0	0	0/0
at BSU	1/1	4-1-5	1.0-4	0.0-0	0	0	0	0/0
at CSU	1/1	5-1-6	0.0-0	0.0-0	0	0	0	0/0
FS	1/1	4-6-10	0.0-0	0.0-0	0	0	0	0/0
SDSU	1/0	0-0-0	0.0-0	0.0-0	0	0	1	0/0
at WYO	1/1	1-0-1	0.0-0	0.0-0	0	0	0	0/0
UNM								
at NEV								
at BYU								

2015	G/GS	U-A-T	TFL	Sack	INT	PB	QH	F/R
SUU	1/1	3-1-4	0.0-0	0.0-0	0	0	0	0/0
at Utah	1/1	3-3-6	0.0-0	0.0-0	0	0	0	0/0
at Wash	1/1	4-2-6	0.0-0	0.0-0	1	0	0	0/0
CSU	1/1	1-6-7	0.0-0	0.0-0	0	1	0	0/0
at FS	1/1	2-1-3	0.0-0	0.0-0	1	0	0	0/0
BSU	1/1	3-1-4	0.0-0	0.0-0	0	1	0	0/0
at SDSU	1/1	5-1-6	0.0-0	0.0-0	0	0	0	0/0
WYO	1/0	0-0-0	0.0-0	0.0-0	0	0	0	0/0
at UNM	1/0	2-0-2	0.0-0	0.0-0	1	0	0	0/0
at AFA	1/0	3-0-3	0.0-0	0.0-0	0	0	0	0/0
NEV	1/0	0-1-1	0.0-0	0.0-0	0	0	0	0/0
BYU	1/0	0-0-0	0.0-0	0.0-0	0	0	0	0/0
vs. AKR	1/0	3-1-4	0.0-0	0.0-0	0	0	0	0/0



2016 UTAH STATE FOOTBALL PLAYER PROFILES

2014	G/GS	U-A-T	TFL	Sack	INT	PB	QH	F/R
at Tenn	1/1	6-3-9	0.0-0	0.0-0	0	0	0	0/0
ISU	1/1	7-3-10	1.0-8	1.0-8	0	1	0	0/0
WF	1/1	1-3-4	1.0-4	1.0-4	0	0	1	0/1
at ASU	1/1	8-3-11	2.5-13	1.0-8	0	0	0	0/1
at BYU	1/0	1-1-2	0.0-0	0.0-0	1	2	0	0/0
AFA	1/0	2-3-5	0.0-0	0.0-0	0	0	1	0/0
at CSU	1/0	1-2-3	0.0-0	0.0-0	0	1	0	0/0
UNLV	1/0	1-4-5	0.0-0	0.0-0	0	1	0	0/0
at UH	1/0	2-2-4	0.0-0	0.0-0	0	1	0	0/1
at WYO	1/0	3-1-4	1.0-1	0.0-0	0	0	0	0/0
UNM	1/1	0-6-6	0.0-0	0.0-0	0	1	0	0/0
SJSU	1/0	2-5-7	1.0-1	0.0-0	0	1	0	0/0
at BSU	1/1	4-0-4	0.0-0	0.0-0	0	2	0	0/0

DNP: vs. UTEP

2013	G/GS	U-A-T	TFL	Sack	INT	PB	QH	F/R
at Utah	1/0	0-0-0	0.0-0	0.0-0	0	0	0	0/0
WSU	1/0	1-0-1	0.0-0	0.0-0	0	0	0	0/0
at USC	1/0	0-0-0	0.0-0	0.0-0	0	0	0	0/0
at SJSU	1/0	0-0-0	0.0-0	0.0-0	0	0	0	0/0
BYU	1/0	0-0-0	0.0-0	0.0-0	0	0	0	0/0
BSU	1/0	0-0-0	0.0-0	0.0-0	0	0	0	0/0
at UNM	1/0	0-1-1	0.0-0	0.0-0	0	0	0	0/0
UH	1/0	0-1-1	0.0-0	0.0-0	0	0	0	0/0
at UNLV	1/0	0-0-0	0.0-0	0.0-0	0	0	0	0/0
CSU	1/0	0-0-0	0.0-0	0.0-0	0	0	0	0/0
WYO	1/0	0-0-0	0.0-0	0.0-0	0	0	0	0/0
at FS	1/0	0-0-0	0.0-0	0.0-0	0	0	0	0/0
vs. NIU	1/0	0-0-0	0.0-0	0.0-0	0	0	0	0/0

DNP: @AFA

AUSTIN CHENEY	40
CB • 5-9 • 185 • SR-1L	
Boise, Idaho	
(Borah HS)	
(Southern Virginia)	

CAREER STATS - DEFENSE

Year	G/GS	UA-AT-TT	TFL	Sack	INT	PB	FF	FR
2014	9/0	1-1-2	0.0-0	0.0-0	0	0	0	0
2015	0/0	0-0-0	0.0-0	0.0-0	0	0	0	0
2016	6/0	1-0-1	0.0-0	0.0-0	0	0	0	0
TOTAL	15/0	2-1-3	0.0-0	0.0-0	0	0	0	0

CAREER HIGHS - DEFENSE

Tackles: 2, vs. San José State (11/21/14)
TD: 1, vs. Fresno St. (10/22/16)

GAME-BY-GAME DEFENSE

2016	G/GS	U-A-T	TFL	Sack	INT	PD	QH	F/R
WSU	0/0	0-0-0	0.0-0	0.0-0	0	0	0	0/0
at USC	0/0	0-0-0	0.0-0	0.0-0	0	0	0	0/0
ASU	1/0	0-0-0	0.0-0	0.0-0	0	0	0	0/0
AFA	1/0	0-0-0	0.0-0	0.0-0	0	0	0	0/0
at BSU	1/0	0-0-0	0.0-0	0.0-0	0	0	0	0/0
at CSU	0/0	0-0-0	0.0-0	0.0-0	0	0	0	0/0
FS	1/0	0-0-0	0.0-0	0.0-0	0	0	0	0/0
SDSU	1/0	1-0-1	0.0-0	0.0-0	0	0	0	0/0
at WYO	1/0	0-0-0	0.0-0	0.0-0	0	0	0	0/0
UNM								
at NEV								
at BYU								

2014	G/GS	U-A-T	TFL	Sack	INT	PD	QH	F/R
at ASU	1/0	0-0-0	0.0-0	0.0-0	0	0	0	0/0
at BYU	1/0	0-0-0	0.0-0	0.0-0	0	0	0	0/0
AFA	1/0	0-0-0	0.0-0	0.0-0	0	0	0	0/0
at CSU	0/0	0-0-0	0.0-0	0.0-0	0	0	0	0/0
UNLV	1/0	0-0-0	0.0-0	0.0-0	0	0	0	0/0
at UH	1/0	0-0-0	0.0-0	0.0-0	0	0	0	0/0
at WYO	1/0	0-0-0	0.0-0	0.0-0	0	0	0	0/0
UNM	1/0	0-0-0	0.0-0	0.0-0	0	0	0	0/0
SJSU	1/0	1-1-2	0.0-0	0.0-0	0	0	0	0/0
at BSU	1/0	0-0-0	0.0-0	0.0-0	0	0	0	0/0
vs. UTEP	0/0	0-0-0	0.0-0	0.0-0	0	0	0	0/0

DNP: @Tenn, ISU, WF, CSU, vs. UTEP

LANDON HORNE	44
TE • 6-2 • 245 • SR-1L	
Kaysville, Utah	
(Davis HS)	
(Snow College)	

CAREER STATS - RECEIVING

Year	G/GS	Rec	Yds	Avg	TD	Long
2014	1/0	0	0	0.0	0	0
2015	12/0	0	0	0.0	0	0
2016	9/1	2	12	6.0	0	7
TOTAL	22/1	2	12	6.0	0	7

CAREER HIGHS - RECEIVING

Receptions: 1, twice
Receiving Yards: 7, at USC (9/10/16)
Long Catch: 7, at USC (9/10/16)

GAME-BY-GAME RECEIVING

2016	G/GS	Rec	Yds	Avg	TD	LG
WSU	1/0	1	5	5.0	0	5
at USC	1/0	1	7	7.0	0	7
ASU	1/0	0	0	0.0	0	0
AFA	1/0	0	0	0.0	0	0
at BSU	1/0	0	0	0.0	0	0
at CSU	1/0	0	0	0.0	0	0
FS	1/0	0	0	0.0	0	0
SDSU	1/0	0	0	0.0	0	0
at WYO	1/0	0	0	0.0	0	0
UNM						
at NEV						
at BYU						

2015	G/GS	Rec	Yds	Avg	TD	LG
at Utah	1/0	0	0	0.0	0	0
at Wash	1/0	0	0	0.0	0	0
CSU	1/0	0	0	0.0	0	0
at FS	1/0	0	0	0.0	0	0
BSU	1/0	0	0	0.0	0	0
at SDSU	1/0	0	0	0.0	0	0
WYO	1/0	0	0	0.0	0	0
at UNM	1/0	0	0	0.0	0	0
at AFA	1/0	0	0	0.0	0	0
NEV	1/0	0	0	0.0	0	0
BYU	1/0	0	0	0.0	0	0
vs. AKR	1/0	0	0	0.0	0	0

DNP: SUU

2014	G/GS	REC	YDS	AVG	TD	LNG
vs. UTEP	1/0	0	0	0.0	0	0

DNP: @Tenn, ISU, WF, @ASU, @BYU, AFA, @CSU, UNLV, @UH, @WYO, UNM, SJSU, @BSU

JOE PALANGE	45
TE • 6-1 • 250 • SR-SQ	
Cleveland, Ohio	
(St. Edward HS)	
(Oklahoma)	

CAREER STATS - RECEIVING

Year	G/GS	Rec	Yds	Avg	TD	Long
2016	9/1	0	0	0.0	0	0

GAME-BY-GAME RECEIVING

2016	G/GS	Rec	Yds	Avg	TD	LG
WSU	1/0	0	0	0.0	0	0
at USC	1/0	0	0	0.0	0	0
ASU	1/1	0	0	0.0	0	0
AFA	1/0	0	0	0.0	0	0
at BSU	1/0	0	0	0.0	0	0
at CSU	1/0	0	0	0.0	0	0
FS	1/0	0	0	0.0	0	0
SDSU	1/0	0	0	0.0	0	0
at WYO	1/0	0	0	0.0	0	0
UNM						
at NEV						
at BYU						

MASON TOBECK	46
LB • 6-2 • 240 • FR-RS	
Puyallup, Wash.	
(Cascade Christian HS)	

CAREER STATS - DEFENSE

Year	G/GS	UA-AT-TT	TFL	Sack	INT	PB	FF	FR
2016	6/1	0-0-0	0.0-0	0.0-0	0-0	0	0	0

GAME-BY-GAME DEFENSE

2016	G/GS	U-A-T	TFL	Sack	INT	PB	QH	F/R
WSU	0/0	0-0-0	0.0-0	0.0-0	0	0	0	0/0
at USC	0/0	0-0-0	0.0-0	0.0-0	0	0	0	0/0
ASU	0/0	0-0-0	0.0-0	0.0-0	0	0	0	0/0
AFA	1/0	0-0-0	0.0-0	0.0-0	0	0	0	0/0
at BSU	1/0	0-0-0	0.0-0	0.0-0	0	0	0	0/0
at CSU	1/1	0-0-0	0.0-0	0.0-0	0	0	0	0/0
FS	1/0	0-0-0	0.0-0	0.0-0	0	0	0	0/0
SDSU	1/0	0-0-0	0.0-0	0.0-0	0	0	0	0/0
at WYO	1/0	0-0-0	0.0-0	0.0-0	0	0	0	0/0
UNM								
at NEV								
at BYU								

CHASE CHRISTIANSEN	48
LB • 6-1 • 235 • SO-SQ	
Stansbury, Utah	
(Stansbury HS)	

CAREER STATS - DEFENSE

Year	G/GS	UA-AT-TT	TFL	Sack	INT	PB	FF	FR
2015	3/0	0-0-0	0.0-0	0.0-0	0-0	0	0	0
2016	9/2	17-22-39	4.0-10	2.0-3	0-0	0	0	0
TOTAL	12/2	17-22-39	4.0-10	2.0-3	0-0	0	0	0

CAREER HIGHS - DEFENSE

Tackles: 9, vs. Fresno St. (10/22/16)
TFLs: 2.0, vs. Arkansas St. (9/16/16)
Sacks: 1.0, twice
QBH: 1, vs. Fresno St. (10/22/16)

GAME-BY-GAME DEFENSE

2016	G/GS	U-A-T	TFL	Sack	INT	PB	QH	F/R
WSU	1/0	2-3-5	0.0-0	0.0-0	0	0	0	0/0
at USC	1/0	0-1-1	0.0-0	0.0-0	0	0	0	0
ASU	1/0	2-2-4	2.0-6	1.0-2	0	0	0	0
AFA	1/0	0-0-0	0.0-0	0.0-0	0	0	0	0
at BSU	1/0	0-0-0	0.0-0	0.0-0	0	0	0	0
at CSU	1/0	2-2-4	0.0-0	0.0-0	0	0	0	0
FS	1/0	2-7-9	0.0-0	0.0-0	0	0	1	0
SDSU	1/1	5-3-8	1.5-4	1.0-1	0	0	0	0
at WYO	1/1	4-4-8	0.5-0	0.0-0	0	0	0	0
UNM								
at NEV								
at BYU								

2015	G/GS	U-A-T	TFL	Sack	INT	PB	QH	F/R
SUU	1/0	0-0-0	0.0-0	0.0-0	0	0	0	0/0
at Utah	1/0	0-0-0	0.0-0	0.0-0	0	0	0	0/0
at Wash	1/0	0-0-0	0.0-0	0.0-0	0	0	0	0/0

DNP: CSU, @FS, BSU, @SDSU, WYO, @UNM, @AFA, NEV, BYU, vs. AKR

DEREK LARSEN	49
LB • 6-3 • 240 • SO-1L	
Logan, Utah	
(Logan HS)	

CAREER STATS - DEFENSE

Year	G/GS	UA-AT-TT	TFL	Sack	INT	PB	FF	FR
2015	9/0	1-0-1	0.0-0	0.0-0	0-0	0	0	0
2016	9/7	11-23-34	3.5-7	1.5-3	0-0	0	0	0
TOTAL	18/7	12-23-35	3.5-7	1.5-3	0-0	0	0	0



CAREER HIGHS - DEFENSE


Tackles: 8, vs. Fresno St. (10/22/16)
TFL: 2.0, at USC (9/10/16)
Sacks: 1.0, at USC (9/10/16)
QBH: 1, at Colorado St. (10/8/16)

GAME-BY-GAME DEFENSE

2016	G/GS	U-A-T	TFL	Sack	INT	PB	QH	F/R
WSU	1/1	0-3-3	0.0-0	0.0-0	0	0	0	0/0
at USC	1/1	3-4-7	2.0-3	1.0-2	0	0	0	0/0
ASU	1/1	1-2-3	0.5-1	0.5-1	0	0	0	0/0
AFA	1/1	0-5-5	0.0-0	0.0-0	0	0	0	0/0
at BSU	1/1	1-2-3	0.0-0	0.0-0	0	0	0	0/0
at CSU	1/1	1-1-2	0.0-0	0.0-0	0	0	1	0/0
FS	1/1	3-5-8	0.0-0	0.0-0	0	0	0	0/0
SDSU	1/0	1-1-2	0.0-0	0.0-0	0	0	0	0/0
at WYO	1/0	1-0-1	0.0-0	0.0-0	0	0	0	0/0
UNM								
at NEV								
at BYU								

2015	G/GS	U-A-T	TFL	Sack	INT	PB	QH	F/R
at FS	1/0	1-0-1	0.0-0	0.0-0	0	0	0	0/0
BSU	1/0	0-0-0	0.0-0	0.0-0	0	0	0	0/0
at SDSU	1/0	0-0-0	0.0-0	0.0-0	0	0	0	0/0
WYO	1/0	0-0-0	0.0-0	0.0-0	0	0	0	0/0
at UNM	1/0	0-0-0	0.0-0	0.0-0	0	0	0	0/0
at AFA	1/0	0-0-0	0.0-0	0.0-0	0	0	0	0/0
NEV	1/0	0-0-0	0.0-0	0.0-0	0	0	0	0/0
BYU	1/0	0-0-0	0.0-0	0.0-0	0	0	0	0/0
vs. AKR	1/0	0-0-0	0.0-0	0.0-0	0	0	0	0/0

DNP: SUU, @Utah, @Wash, CSU



EMMETT ODEGARD
LS • 6-1 • 220 • JR-JC
Greenwich, Conn.
(Greenwich HS)
(Nassau CC)

CAREER STATS - DEFENSE

Year	G/GS	UA-AT-TT	TFL	Sack	INT	PB	FF	FR
2016	9/0	0-0-0	0.0-0	0.0-0	0-0	0	0	0

GAME-BY-GAME DEFENSE

2016	G/GS	U-A-T	TFL	Sack	INT	PB	QH	F/R
WSU	1/0	0-0-0	0.0-0	0.0-0	0	0	0	0/0
at USC	1/0	0-0-0	0.0-0	0.0-0	0	0	0	0/0
ASU	1/0	0-0-0	0.0-0	0.0-0	0	0	0	0/0
AFA	1/0	0-0-0	0.0-0	0.0-0	0	0	0	0/0
at BSU	1/0	0-0-0	0.0-0	0.0-0	0	0	0	0/0
at CSU	1/0	0-0-0	0.0-0	0.0-0	0	0	0	0/0
FS	1/0	0-0-0	0.0-0	0.0-0	0	0	0	0/0
SDSU	1/0	0-0-0	0.0-0	0.0-0	0	0	0	0/0
at WYO	1/0	0-0-0	0.0-0	0.0-0	0	0	0	0/0
UNM								
at NEV								
at BYU								



JUSTUS TE'I
LB • 6-3 • 230 • FR-HS
San Marcos, Calif.
(Mission Hills HS)

CAREER STATS - DEFENSE

Year	G/GS	UA-AT-TT	TFL	Sack	INT	PB	FF	FR
2016	9/1	3-7-10	2.0-9	1.5-8	0-0	1	0	0

CAREER HIGHS - DEFENSE

Tackles: 3, twice
TFL: 1.0, vs. Weber St. (9/1/16)
Sacks: 1.0, vs. Weber St. (9/1/16)
PBU: 1, at USC (9/10/16)
QBH: 1, at Colorado St. (10/8/16)

GAME-BY-GAME DEFENSE

2016	G/GS	U-A-T	TFL	Sack	INT	PB	QH	F/R
WSU	1/0	2-1-3	1.0-6	1.0-6	0	0	0	0/0
at USC	1/0	1-1-2	0.0-0	0.0-0	0	1	0	0/0
ASU	1/0	0-1-1	0.5-2	0.5-2	0	0	0	0/0
AFA	1/0	0-1-1	0.0-0	0.0-0	0	0	0	0/0
at BSU	1/0	0-0-0	0.0-0	0.0-0	0	0	0	0/0
at CSU	1/0	0-0-0	0.0-0	0.0-0	0	0	1	0/0
FS	1/0	0-0-0	0.0-0	0.0-0	0	0	0	0/0
SDSU	1/0	0-0-0	0.0-0	0.0-0	0	0	0	0/0
at WYO	1/1	0-3-3	0.5-1	0.0-0	0	0	0	0/0
UNM								
at NEV								
at BYU								



ADEWALE ADEOYE
DE • 6-3 • 260 • SO-SQ
St. Louis, Mo.
(Ritenour HS)

CAREER STATS - DEFENSE

Year	G/GS	UA-AT-TT	TFL	Sack	INT	PB	FF	FR
2015	0/0	0-0-0	0.0-0	0.0-0	0-0	0	0	0
2016	4/0	0-2-2	0.0-0	0.0-0	0-0	0	0	0
TOTAL	4/0	0-2-2	0.0-0	0.0-0	0-0	0	0	0

CAREER HIGHS - DEFENSE

Tackles: 1, twice

GAME-BY-GAME DEFENSE

2016	G/GS	U-A-T	TFL	Sack	INT	PB	QH	F/R
WSU	1/0	0-0-0	0.0-0	0.0-0	0	0	0	0/0
at USC	0/0	0-0-0	0.0-0	0.0-0	0	0	0	0/0
ASU	0/0	0-0-0	0.0-0	0.0-0	0	0	0	0/0
AFA	1/0	0-1-1	0.0-0	0.0-0	0	0	0	0/0
at BSU	0/0	0-0-0	0.0-0	0.0-0	0	0	0	0/0
at CSU	0/0	0-0-0	0.0-0	0.0-0	0	0	0	0/0
FS	0/0	0-0-0	0.0-0	0.0-0	0	0	0	0/0
SDSU	1/0	0-1-1	0.0-0	0.0-0	0	0	0	0/0
at WYO	1/0	0-0-0	0.0-0	0.0-0	0	0	0	0/0
UNM								
at NEV								
at BYU								



ANDREW CHEN
OL • 6-4 • 285 • JR-SQ
Calabasas, Calif.
(Chaminade College Prep)

CAREER STATS - OFFENSIVE LINE

Year	G/GS	Snp	Grd	Tch	Eff.	Ass	KD
2015	0/0	0	0	0	0	0	0
2016	1/0	2	83	50	100	100	0
TOTAL	1/0	2	83	50	100	100	0

GAME-BY-GAME - OFFENSIVE LINE

2016	G/GS	Snp	Grd	Tch	Eff.	Assgn.	KD
WSU	1/0	2	83	50	100	100	0
at USC	0/0	0	0	0	0	0	0
ASU	0/0	0	0	0	0	0	0
AFA	0/0	0	0	0	0	0	0
at BSU	0/0	0	0	0	0	0	0
at CSU	0/0	0	0	0	0	0	0
FS	0/0	0	0	0	0	0	0
SDSU	0/0	0	0	0	0	0	0
at WYO	0/0	0	0	0	0	0	0
UNM							
at NEV							
at BYU							



GASETOTO SCHUSTER
56
NG • 6-0 • 290 • SO-1L
Long Beach, Calif.
(Long Beach Poly HS)

CAREER STATS - DEFENSE

Year	G/GS	UA-AT-TT	TFL	Sack	INT	PB	FF	FR
2015	10/0	1-5-6	0.0-0	0.0-0	0-0	0	0	0
2016	9/0	3-13-16	0.0-0	0.0-0	0-0	0	0	0
TOTAL	19/0	4-18-22	0.0-0	0.0-0	0-0	0	0	0

CAREER HIGHS - DEFENSE

Tackles: 3, four times

GAME-BY-GAME DEFENSE

2016	G/GS	U-A-T	TFL	Sack	INT	PB	QH	F/R
WSU	1/0	0-3-3	0.0-0	0.0-0	0	0	0	0/0
at USC	1/0	1-1-2	0.0-0	0.0-0	0	0	0	0/0
ASU	1/0	0-0-0	0.0-0	0.0-0	0	0	0	0/0
AFA	1/0	0-3-3	0.0-0	0.0-0	0	0	0	0/0
at BSU	1/0	2-1-3	0.0-0	0.0-0	0	0	0	0/0
at CSU	1/0	0-1-1	0.0-0	0.0-0	0	0	0	0/0
FS	1/0	0-2-2	0.0-0	0.0-0	0	0	0	0/0
SDSU	1/0	0-0-0	0.0-0	0.0-0	0	0	0	0/0
at WYO	1/0	0-2-2	0.0-0	0.0-0	0	0	0	0/0
UNM								
at NEV								
at BYU								

2015	G/GS	U-A-T	TFL	Sack	INT	PB	QH	F/R
SUU	1/0	0-0-0	0.0-0	0.0-0	0	0	0	0/0
at Utah	1/0	0-1-1	0.0-0	0.0-0	0	0	0	0/0
at Wash	1/0	1-2-3	0.0-0	0.0-0	0	0	0	0/0
CSU	1/0	0-1-1	0.0-0	0.0-0	0	0	0	0/0
at FS	1/0	0-0-0	0.0-0	0.0-0	0	0	0	0/0
BSU	1/0	0-0-0	0.0-0	0.0-0	0	0	0	0/0
at SDSU	1/0	0-0-0	0.0-0	0.0-0	0	0	0	0/0
WYO	1/0	0-1-1	0.0-0	0.0-0	0	0	0	0/0
at AFA	1/0	0-0-0	0.0-0	0.0-0	0	0	0	0/0
vs. AKR	1/0	0-0-0	0.0-0	0.0-0	0	0	0	0/0

DNP: @UNM, NEV, BYU



LEKI UASIKE
57
LB • 5-9 • 230 • SR-SQ
Hurst, Texas
(L.D. Bell HS)
(Cisco JC)

CAREER STATS - DEFENSE

Year	G/GS	UA-AT-TT	TFL	Sack	INT	PB	FF	FR
2015	0/0	0-0-0	0.0-0	0.0-0	0-0	0	0	0
2016	7/4	15-28-43	1.0-1	0.0-0	0-0	0	0	0
TOTAL	7/4	15-28-43	1.0-1	0.0-0	0-0	0	0	0

CAREER HIGHS - DEFENSE

Tackles: 10, vs. Fresno St. (10/22/16)
TFL: 1.0, vs. Weber St. (9/1/16)
QBH: 1, at Colorado St. (10/8/16)

GAME-BY-GAME DEFENSE

2016	G/GS	U-A-T	TFL	Sack	INT	PB	QH	F/R
WSU	1/1	4-5-9	1.0-1	0.0-0	0	0	0	0/0
at USC	1/1	4-3-7	0.0-0	0.0-0	0	0	0	0/0
ASU	0/0	0-0-0	0.0-0	0.0-0	0	0	0	0/0
AFA	1/0	0-2-2	0.0-0	0.0-0	0	0	0	0/0
at BSU	1/0	2-1-3	0.0-0	0.0-0	0	0	0	0/0
at CSU	1/0	5-2-7	0.0-0	0.0-0	0	0	1	0/0
FS	1/0	0-10-10	0.0-0	0.0-0	0	0	0	0/0
SDSU	1/1	0-5-5	0.0-0	0.0-0	0	0	0	0/0
at WYO	0/0	0-0-0	0.0-0	0.0-0	0	0	0	0/0
UNM								
at NEV								
at BYU								





2016 UTAH STATE FOOTBALL PLAYER PROFILES



AUSTIN STEPHENS **59**
OC • 6-3 • 315 • SR-2L
West Des Moines, Iowa
(Valley HS)
(Iowa Western CC)

CAREER STATS - OFFENSIVE LINE

Year	G/GS	Snp	Grd	Tch	Eff.	Assn.	KD
2014	14/14	955	85	76	87	91	51
2015	13/13	875	77	n/a	n/a	n/a	42
2016	9/9	633	89	85	93	89	25
TOTAL	36/36	2,463	84	81	90	90	118

GAME-BY-GAME - OFFENSIVE LINE

2016	G/GS	Snp	Grd	Tch	Eff.	Ass.	KD
WSU	1/1	56	92	89	95	91	5
at USC	1/1	63	90	83	92	90	1
ASU	1/1	75	87	82	93	87	2
AFA	1/1	82	87	77	90	87	4
at BSU	1/1	80	87	87	88	87	0
at CSU	1/1	78	89	85	94	89	4
FS	1/1	69	87	76	90	87	3
SDSU	1/1	55	93	91	100	93	5
at WYO	1/1	75	93	92	97	93	3

UNM
at NEV
at BYU

2015	G/GS	Snp	Grd	Tch	Eff.	Ass.	KD
SUU	1/1	72	71	n/a	n/a	n/a	5
at Utah	1/1	68	80	n/a	n/a	n/a	6
at Wash	1/1	62	72	n/a	n/a	n/a	2
CSU	1/1	71	72	n/a	n/a	n/a	4
at FS	1/1	54	70	n/a	n/a	n/a	3
BSU	1/1	68	84	n/a	n/a	n/a	4
at SDSU	1/1	58	78	n/a	n/a	n/a	2
WYO	1/1	54	86	n/a	n/a	n/a	4
UNM	1/1	64	75	n/a	n/a	n/a	1
at AFA	1/1	70	75	n/a	n/a	n/a	2
NEV	1/1	72	83	n/a	n/a	n/a	3
BYU	1/1	88	78	n/a	n/a	n/a	3
vs. AKR	1/1	74	80	n/a	n/a	n/a	3

2014	G/GS	Snp	Grd	Tch	Eff.	Ass.	KD
at Tenn	1/1	60	81	73	77	93	1
ISU	1/1	76	79	76	70	91	3
WF	1/1	85	84	75	82	93	2
at ASU	1/1	85	84	78	86	89	3
at BYU	1/1	77	88	81	91	94	9
AFA	1/1	62	84	66	89	94	1
at CSU	1/1	53	87	75	92	94	2
UNLV	1/1	78	93	87	94	97	9
at UH	1/1	74	88	78	93	93	5
at WYO	1/1	45	73	60	87	76	2
UNM	1/1	59	84	75	90	88	4
SJSU	1/1	61	89	80	90	95	2
at BSU	1/1	75	81	74	82	88	4
vs. UTEP	1/1	65	88	82	89	93	4



DOMINIK EBERLE **62**
PK • 6-1 • 170 • FR-RS
Redondo Beach, Calif.
(Redondo Union HS)

CAREER STATS - KICKING

Year	FGM-A	PCT	1-19	20-29	30-39	40-49	50+
2016	0-1	.000	0-0	0-0	0-0	0-1	0-0

CAREER STATS - KICKOFFS

Year	GP	No.	Yds	Avg	TB
2016	2	1	43	43.0	0

GAME-BY-GAME KICKING

2016	FGM-A	PCT	1-19	20-29	30-39	40-49	50+
WSU	0-0	.000	0-0	0-0	0-0	0-0	0-0
at USC	0-0	.000	0-0	0-0	0-0	0-0	0-0

ASU	0-0	.000	0-0	0-0	0-0	0-0	0-0
AFA	0-0	.000	0-0	0-0	0-0	0-0	0-0
at BSU	0-0	.000	0-0	0-0	0-0	0-0	0-0
at CSU	0-0	.000	0-0	0-0	0-0	0-0	0-0
FS	0-0	.000	0-0	0-0	0-0	0-0	0-0
SDSU	0-0	.000	0-0	0-0	0-0	0-0	0-0
at WYO	0-1	.000	0-0	0-0	0-0	0-1	0-0

UNM
at NEV
at BYU

GAME-BY-GAME - KICKOFFS

2016	No	Yds	Avg	TB	OB
WSU	0	0	0.0	0	0
at USC	1	43	43.0	0	0
ASU	0	0	0.0	0	0
AFA	0	0	0.0	0	0
at BSU	0	0	0.0	0	0
at CSU	0	0	0.0	0	0
FS	0	0	0.0	0	0
SDSU	0	0	0.0	0	0
at WYO	0	0	0.0	0	0

UNM
at NEV
at BYU



BROCK WARREN **63**
PK • 6-2 • 175 • SR-1L
Hyde Park, Utah
(Sky View HS)

CAREER STATS - KICKING

Year	FGM-A	PCT	1-19	20-29	30-39	40-49	50+
2012	0-1	.000	0-0	0-0	0-0	0-1	0-0
2014	0-0	.000	0-0	0-0	0-0	0-0	0-0
2015	8-11	.727	0-0	4-6	2-2	2-3	0-0
2016	8-10	.800	0-0	3-3	4-6	1-1	0-0
TOTAL	16-22	.727	0-0	7-9	6-8	3-5	0-0

CAREER HIGHS - KICKING

FG: 3, vs. Colorado St. (10/3/15)
FG Att: 3, twice
Long: 43, vs. Fresno St. (10/22/16)
PATs Made: 4, twice
PATs Att: 4, twice

CAREER STATS - KICKOFFS

Year	GP	No	Yds	Avg	TB
2012	2	6	385	64.2	1
2014	0	0	0	0.0	0
2015	13	4	225	56.3	1
2016	8	1	40	40.0	0
TOTAL	23	11	650	59.1	1

CAREER STATS - SCORING

Year	PAT	FG	Total	AVG/G
2012	5	0	5	2.5
2014	0	0	0	0.0
2015	39	8	63	4.8
2016	27	8	51	5.7
TOTAL	71	16	119	5.2

CAREER HIGHS - SCORING

Points: 12, vs. Colorado St. (10/3/15)

GAME-BY-GAME KICKING

2016	FGM-A	PCT	1-19	20-29	30-39	40-49	50+
WSU	1-1	1.000	0-0	0-0	1-1	0-0	0-0
at USC	0-1	.000	0-0	0-0	0-1	0-0	0-0
ASU	2-2	1.000	0-0	0-0	2-2	0-0	0-0
AFA	2-2	1.000	0-0	2-2	0-0	0-0	0-0
at BSU	1-2	.500	0-0	1-1	0-1	0-0	0-0
at CSU	1-1	1.000	0-0	0-0	1-1	0-0	0-0
FS	1-1	1.000	0-0	0-0	0-0	1-1	0-0
SDSU	0-0	.000	0-0	0-0	0-0	0-0	0-0
at WYO	0-0	.000	0-0	0-0	0-0	0-0	0-0

UNM
at NEV
at BYU

2015	FGM-A	PCT	1-19	20-29	30-39	40-49	50+
SUU	1-1	1.000	0-0	0-0	1-1	0-0	0-0
at Utah	0-0	.000	0-0	0-0	0-0	0-0	0-0
at Wash	1-1	1.000	0-0	1-1	0-0	0-0	0-0
CSU	3-3	1.000	0-0	1-1	1-1	1-1	0-0
at FS	0-0	.000	0-0	0-0	0-0	0-0	0-0
BSU	0-0	.000	0-0	0-0	0-0	0-0	0-0
at SDSU	0-0	.000	0-0	0-0	0-0	0-0	0-0
WYO	1-1	.000	0-0	1-1	0-0	0-0	0-0
at UNM	2-3	.000	0-0	1-1	0-0	1-2	0-0
at AFA	0-0	.000	0-0	0-0	0-0	0-0	0-0
NEV	0-2	.000	0-0	0-2	0-0	0-0	0-0
BYU	0-0	.000	0-0	0-0	0-0	0-0	0-0
vs. AKR	0-0	.000	0-0	0-0	0-0	0-0	0-0

2012	FGM-A	PCT	1-19	20-29	30-39	40-49	50+
SUU	0-0	.000	0-0	0-0	0-0	0-0	0-0
Utah	0-1	.000	0-0	0-0	0-0	0-1	0-0

DNP: @UW, @CSU, UNLV, @BYU, @SJSU, NMSU, @UTSA, Tex St., @La Tech, UI, vs. TOL

GAME-BY-GAME - KICKOFFS

2016	No	Yds	Avg	TB	OB
WSU	0	0	0.0	0	0
at USC	1	40	40.0	0	0
ASU	0	0	0.0	0	0
AFA	0	0	0.0	0	0
at BSU	0	0	0.0	0	0
at CSU	0	0	0.0	0	0
FS	0	0	0.0	0	0
SDSU	0	0	0.0	0	0
at WYO	0	0	0.0	0	0

UNM
at NEV
at BYU

2015	No	Yds	Avg	TB	OB
SUU	0	0	0.0	0	0
at Utah	0	0	0.0	0	0
at Wash	0	0	0.0	0	0
CSU	0	0	0.0	0	0
at FS	0	0	0.0	0	0
BSU	0	0	0.0	0	0
at SDSU	0	0	0.0	0	0
WYO	0	0	0.0	0	0
UNM	4	225	56.2	1	0
at AFA	0	0	0.0	0	0
NEV	0	0	0.0	0	0
BYU	0	0	0.0	0	0
vs. AKR	0	0	0.0	0	0

2012	No	Yds	Avg	TB	OB
SUU	3	195	65.0	0	0
Utah	3	190	63.3	1	0

DNP: @UW, @CSU, UNLV, @BYU, @SJSU, NMSU, @UTSA, Tex St., @La Tech, UI, vs. TOL



JAROM IOANE **64**
OL • 6-6 • 350 • JR-1L
Bountiful, Utah
(Bountiful HS)

CAREER STATS - OFFENSIVE LINE

Year	G/GS	Snp	Grd	Tch	Eff.	Ass.	KD
2015	13/0	25	75	n/a	n/a	n/a	2
2016	0/0	0	0	0	0	0	0
TOTAL	13/0	25	75	0	0	0	2





GAME-BY-GAME OFFENSIVE LINE

2015	G/GS	Snp	Grd	Tch	Eff.	Ass.	KD
SUU	1/0	1	0	n/a	n/a	n/a	0
at Utah	1/0	0	0	n/a	n/a	n/a	0
at Wash	1/0	0	0	n/a	n/a	n/a	0
CSU	1/0	0	0	n/a	n/a	n/a	0
at FS	1/0	16	0	n/a	n/a	n/a	0
BSU	1/0	0	0	n/a	n/a	n/a	0
at SDSU	1/0	0	0	n/a	n/a	n/a	0
WYO	1/0	8	75	n/a	n/a	n/a	2
UNM	1/0	0	0	n/a	n/a	n/a	0
at AFA	1/0	0	0	n/a	n/a	n/a	0
NEV	1/0	0	0	n/a	n/a	n/a	0
BYU	1/0	0	0	n/a	n/a	n/a	0
vs. AKR	1/0	0	0	n/a	n/a	n/a	0

AUSTIN ALBRECHT
OL • 6-5 • 300 • SR-2L
Sandy, Utah
(Alta HS)

CAREER STATS - OFFENSIVE LINE

Year	G/GS	Snp	Grd	Tch	Eff.	Ass.	KD
2013	0/0	0	n/a	n/a	n/a	n/a	0
2014	14/2	197	82	72	88	90	19
2015	13/13	884	75	n/a	n/a	n/a	56
2016	9/9	633	88	76	90	88	74
TOTAL	36/24	1,714	82	74	89	89	149

GAME-BY-GAME - OFFENSIVE LINE

2016	G/GS	Snp	Grd	Tch	Eff.	Ass.	KD
WSU	1/1	56	93	84	96	93	9
at USC	1/1	63	90	76	92	90	6
ASU	1/1	75	92	83	95	92	10
AFA	1/1	82	81	68	81	81	5
at BSU	1/1	80	86	79	86	86	8
at CSU	1/1	78	89	74	94	89	10
FS	1/1	69	81	74	90	81	6
SDSU	1/1	55	89	77	89	89	12
at WYO	1/1	75	81	71	87	81	8

UNM
at NEV
at BYU

2015	G/GS	Snp	Grd	Tch	Eff.	Ass.	KD
SUU	1/1	73	72	n/a	n/a	n/a	4
at Utah	1/1	68	78	n/a	n/a	n/a	5
at Wash	1/1	62	75	n/a	n/a	n/a	1
CSU	1/1	71	77	n/a	n/a	n/a	6
at FS	1/1	62	76	n/a	n/a	n/a	4
BSU	1/1	68	84	n/a	n/a	n/a	4
at SDSU	1/1	58	82	n/a	n/a	n/a	6
WYO	1/1	54	79	n/a	n/a	n/a	4
UNM	1/1	64	79	n/a	n/a	n/a	6
at AFA	1/1	70	76	n/a	n/a	n/a	4
NEV	1/1	72	77	n/a	n/a	n/a	4
BYU	1/1	88	75	n/a	n/a	n/a	4
vs. AKR	1/1	74	77	n/a	n/a	n/a	4

2014	G/GS	Snp	Grd	Tch	Eff.	Ass.	KD
at Tenn	1/0	4	90	75	100	100	2
ISU	1/0	12	78	75	83	75	1
WF	1/0	0	0	0	0	0	0
at ASU	1/0	0	0	0	0	0	0
at BYU	1/0	0	0	0	0	0	0
AFA	1/0	3	78	67	67	100	0
at CSU	1/0	0	0	0	0	0	0
UNLV	1/0	3	89	67	100	100	0
at UH	1/0	7	90	71	100	100	0
at WYO	1/0	6	67	67	67	67	0
UNM	1/0	47	87	74	96	91	6
SJSU	1/1	55	79	70	80	93	6
at BSU	1/1	33	80	74	90	88	0
vs. UTEP	1/0	27	85	78	93	90	4

KJ ULUAUE
OL • 6-4 • 300 • SO-SQ
Laie, Hawai'i
(Kahuku HS)

CAREER STATS - OFFENSIVE LINE

Year	G/GS	Snp	Grd	Tch	Eff.	Ass.	KD
2015	2/0	24	71	n/a	n/a	n/a	1
2016	9/1	116	84	67	84	84	8
TOTAL	11/1	140	78	67	84	84	9

GAME-BY-GAME - OFFENSIVE LINE

2016	G/GS	Snp	Grd	Tch	Eff.	Ass.	KD
WSU	1/0	5	67	n/a	80	80	1
at USC	1/0	3	89	67	100	100	0
ASU	1/0	n/a	n/a	n/a	n/a	n/a	n/a
AFA	1/0	n/a	n/a	n/a	n/a	n/a	n/a
at BSU	1/0	n/a	n/a	n/a	n/a	n/a	n/a
at CSU	1/0	n/a	n/a	n/a	n/a	n/a	n/a
FS	1/0	n/a	n/a	n/a	n/a	n/a	n/a
SDSU	1/0	27	78	70	70	78	2
at WYO	1/1	75	77	65	84	77	6

UNM
at NEV
at BYU

2015	G/GS	Snp	Grd	Tch	Eff.	Ass.	KD
at FS	1/0	16	71	n/a	n/a	n/a	0
WYO	1/0	8	70	n/a	n/a	n/a	1

DNP: SUU, @Utah, @Wash, CSU, BSU, @SDSU, UNM, @AFA, NEV, BYU, vs. AKR

BRANDON TAUKEIAHO
OL • 6-2 • 305 • JR-SQ
South Jordan, Utah
(Bingham HS)

CAREER STATS - OFFENSIVE LINE

Year	G/GS	Snp	Grd	Tch	Eff.	Ass.	KD
2014	3/0	12	80	85	75	90	2
2015	0/0	0	0	0	0	0	0
2016	7/0	5	59	59	59	59	0
TOTAL	10/0	17	70	72	67	75	2

GAME-BY-GAME - OFFENSIVE LINE

2016	G/GS	Snp	Grd	Tch	Eff.	Ass.	KD
WSU	1/0	2	50	50	50	50	0
at USC	1/0	3	67	67	67	67	0
ASU	1/0	n/a	n/a	n/a	n/a	n/a	n/a
AFA	1/0	n/a	n/a	n/a	n/a	n/a	n/a
at BSU	1/0	n/a	n/a	n/a	n/a	n/a	n/a
at CSU	1/0	n/a	n/a	n/a	n/a	n/a	n/a
FS	1/0	n/a	n/a	n/a	n/a	n/a	n/a
SDSU	1/0	n/a	n/a	n/a	n/a	n/a	n/a
at WYO	1/0	n/a	n/a	n/a	n/a	n/a	n/a

UNM
at NEV
at BYU

DALTON FORSYTHE
OL • 6-3 • 300 • SR-SQ
Grapevine, Texas
(Grapevine HS)
(Southern Utah)

CAREER STATS - OFFENSIVE LINE

Year	G/GS	Snp	Grd	Tch	Eff.	Ass.	KD
2015	0/0	0	0	0	0	0	0
2016	1/0	4	67	50	75	75	1
TOTAL	1/0	4	67	50	75	75	1

GAME-BY-GAME - OFFENSIVE LINE

2016	G/GS	Snp	Grd	Tch	Eff.	Ass.	KD
WSU	1/0	4	67	50	75	75	1
at USC	0/0	0	0	0	0	0	0

ASU	0/0	0	0	0	0	0	0
AFA	0/0	0	0	0	0	0	0
at BSU	0/0	0	0	0	0	0	0
at CSU	0/0	0	0	0	0	0	0
FS	0/0	0	0	0	0	0	0
SDSU	0/0	0	0	0	0	0	0
at WYO	0/0	0	0	0	0	0	0
UNM							
at NEV							
at BYU							

RODERICK SMITH
OL • 6-1 • 280 • FR-RS
DeSoto, Texas
(DeSoto HS)

CAREER STATS - OFFENSIVE LINE

Year	G/GS	Snp	Grd	Tch	Eff.	Ass.	KD
2016	2/0	8	67	40	74	74	1

GAME-BY-GAME - OFFENSIVE LINE

2016	G/GS	Snp	Grd	Tch	Eff.	Ass.	KD
WSU	1/0	5	67	40	80	80	1
at USC	1/0	3	67	n/a	67	67	0
ASU	0/0	0	0	0	0	0	0
AFA	0/0	0	0	0	0	0	0
at BSU	0/0	0	0	0	0	0	0
at CSU	0/0	0	0	0	0	0	0
FS	0/0	0	0	0	0	0	0
SDSU	0/0	0	0	0	0	0	0
at WYO	0/0	0	0	0	0	0	0

UNM
at NEV
at BYU

TRAVIS SEEFELDT
NG • 6-1 • 305 • R-SR-3L
Peoria, Ariz.
(Liberty HS)

CAREER STATS - DEFENSE

Year	G/GS	UA-AT-TI	TFL	Sack	INT	PB	FF	FR
2012	13/0	2-8-10	0.0-0	0.0-0	0-0	0	0	1
2013	12/0	3-6-9	3.5-12	2.0-11	0-0	0	1	0
2014	14/2	13-22-35	6.0-21	2.0-10	0-0	2	0	2
2015	0/0	0-0-0	0.0-0	0.0-0	0-0	0	0	0
2016	9/9	6-25-31	4.0-14	0.5-1	0-0	1	1	0
TOTAL	48/11	24-61-85	13.5-47	4.5-22	0-0	2	2	3

CAREER HIGHS - DEFENSE

Tackles: 9, at Colorado St. (10/8/16)

Sacks: 1.0, four times

TFL: 2.0, at Colorado St. (10/8/16)

QBH: 1, three times

PBU: 1, three times

FR: 1, twice

FF: 1, twice

Block: 1, twice

GAME-BY-GAME DEFENSE

2016	G/GS	U-A-T	TFL	Sack	INT	PB	QH	F/R
WSU	1/1	1-1-2	1.0-7	0.0-0	0	0	0	1/0
at USC	1/1	0-2-2	0.0-0	0.0-0	0	0	0	0/0
ASU	1/1	0-4-4	0.5-1	0.5-1	0	0	1	0/0
AFA	1/1	0-7-7	0.5-1	0.0-0	0	0	0	0/0
at BSU	1/1	1-2-3	0.0-0	0.0-0	0	0	0	0/0
at CSU	1/1	3-6-9	2.0-0	0.0-0	0	0	0	0/0
FS	1/1	0-2-2	0.0-0	0.0-0	0	0	0	0/0
SDSU	1/1	0-0-0	0.0-0	0.0-0	0	0	0	0/0
at WYO	1/1	1-1-2	0.0-0	0.0-0	0	1	0	0/0

UNM
at NEV
at BYU





2016 UTAH STATE FOOTBALL PLAYER PROFILES

2014	G/GS	U-A-T	TFL	SACK	INT	PB	QH	F/R
at Tenn	1/0	2-1-3	1.0-9	1.0-9	0	0	1	0/0
ISU	1/0	0-3-3	0.0-0	0.0-0	0	0	1	0/0
WF	1/0	0-1-1	0.5-1	0.0-0	0	1	0	0/0
at ASU	1/0	1-0-1	1.0-1	0.0-0	0	0	0	0/0
at BYU	1/0	1-0-1	0.0-0	0.0-0	0	0	0	0/1
AFA	1/1	0-1-1	0.0-0	0.0-0	0	0	0	0/0
at CSU	1/0	0-2-2	0.5-2	0.0-0	0	0	0	0/0
UNLV	1/0	0-0-0	0.0-0	0.0-0	0	0	0	0/1
at UH	1/0	2-0-2	1.0-5	0.0-0	0	0	0	0/0
at WYO	1/0	3-3-6	0.0-0	0.0-0	0	1	0	0/0
UNM	1/1	0-4-4	0.5-1	0.0-0	0	0	0	0/0
SJSU	1/0	0-3-3	0.5-1	0.0-0	0	0	0	0/0
at BSU	1/0	2-1-3	1.0-1	1.0-1	0	0	0	0/0
vs. UTEP	1/0	2-3-5	0.0-0	0.0-0	0	0	0	0/0

2013	G/GS	U-A-T	TFL	Sack	INT	PB	QH	F/R
at AFA	1/0	0-0-0	0.0-0	0.0-0	0	0	0	0/0
WSU	1/0	0-2-2	0.5-1	0.0-0	0	0	0	0/0
at SJSU	1/0	0-2-2	0.5-0	0.0-0	0	0	0	0/0
BYU	1/0	0-0-0	0.0-0	0.0-0	0	0	0	0/0
BSU	1/0	0-1-1	0.5-0	0.0-0	0	0	0	0/0
at UNM	1/0	2-0-2	1.0-8	1.0-8	0	0	0	0/0
UH	1/0	0-0-0	0.0-0	0.0-0	0	0	1	0/0
at UNLV	1/0	0-0-0	0.0-0	0.0-0	0	0	0	0/0
CSU	1/0	1-1-2	1.0-3	1.0-3	0	0	1	1/0
WYO	1/0	0-0-0	0.0-0	0.0-0	0	0	0	0/0
at FS	1/0	0-0-0	0.0-0	0.0-0	0	0	0	0/0
vs. NIU	1/0	0-0-0	0.0-0	0.0-0	0	0	0	0/0

DNP: @Utah, @USC

2012	G/GS	U-A-T	TFL	Sack	INT	PB	QH	F/R
SUU	1/0	0-1-1	0.0-0	0.0-0	0-0	0	0	0/0
Utah	1/0	0-0-0	0.0-0	0.0-0	0-0	0	0	0/1
at UW	1/0	0-0-0	0.0-0	0.0-0	0-0	0	0	0/0
at CSU	1/0	0-0-0	0.0-0	0.0-0	0-0	0	0	0/0
UNLV	1/0	0-3-3	0.0-0	0.0-0	0-0	0	0	0/0
at BYU	1/0	0-0-0	0.0-0	0.0-0	0-0	0	0	0/0
at SJSU	1/0	0-1-1	0.0-0	0.0-0	0-0	0	0	0/0
NMSU	1/0	0-1-1	0.0-0	0.0-0	0-0	0	0	0/0
at UTSA	1/0	1-0-1	0.0-0	0.0-0	0-0	0	0	0/0
Tex. St	1/0	1-0-1	0.0-0	0.0-0	0-0	0	0	0/0
at La Tech	1/0	0-0-0	0.0-0	0.0-0	0-0	0	0	0/0
UI	1/0	0-2-2	0.0-0	0.0-0	0-0	0	0	0/0
vs. TOL	1/0	0-0-0	0.0-0	0.0-0	0-0	0	0	0/0



PRESTON BROOKSBY 73
OL • 6-5 • 295 • JR-RS
Peoria, Ariz.
(Sunrise Mountain HS)
(Glendale CC)

CAREER STATS - OFFENSIVE LINE

Year	G/GS	Snp	Grd	Tch	Eff.	Ass.	KD
2016	9/9	604	75	60	78	75	19

GAME-BY-GAME - OFFENSIVE LINE

2016	G/GS	Snp	Grd	Tch	Eff.	Ass.	KD
WSU	1/1	57	72	n/a	68	72	6
at USC	1/1	66	79	59	80	79	1
ASU	1/1	75	83	60	85	83	2
AFA	1/1	82	65	54	65	65	0
at BSU	1/1	81	73	59	75	73	0
at CSU	1/1	78	82	62	85	82	3
FS	1/1	69	71	57	84	71	4
SDSU	1/1	30	80	67	80	80	1
at WYO	1/1	66	74	61	79	74	2
UNM							
at NEV							
at BYU							



JUDE HOCKEL 74
OL • 6-4 • 290 • SR-SQ
Walnut Creek, Calif.
(Northgate HS)
(Diablo Valley CC)

CAREER STATS - OFFENSIVE LINE

Year	G/GS	Snp	Grd	Tch	Eff.	Ass.	KD
2015	6/0	8	71	n/a	n/a	n/a	0
2016	9/8	562	70	56	74	70	26
TOTAL	15/8	570	71	56	74	70	26

GAME-BY-GAME - OFFENSIVE LINE

2016	G/GS	Snp	Grd	Tch	Eff.	Ass.	KD
WSU	1/1	58	71	57	74	71	9
at USC	1/1	64	75	50	78	75	4
ASU	1/1	75	70	59	75	70	6
AFA	1/1	82	74	58	76	74	3
at BSU	1/1	81	62	52	65	62	0
at CSU	1/1	78	71	59	78	71	1
FS	1/1	69	71	55	82	71	1
SDSU	1/1	55	62	n/a	67	62	2
at WYO	1/0	n/a	n/a	n/a	n/a	n/a	n/a
UNM							
at NEV							
at BYU							

2015	G/GS	Snp	Grd	Tch	Eff.	Ass.	KD
WYO	1/0	8	71	n/a	n/a	n/a	0
UNM	1/0	0	0	n/a	n/a	n/a	0
at AFA	1/0	0	0	n/a	n/a	n/a	0
NEV	1/0	0	0	n/a	n/a	n/a	0
BYU	1/0	0	0	n/a	n/a	n/a	0
vs. AKR	1/0	0	0	n/a	n/a	n/a	0

DNP: SUU, @Utah, @Wash, CSU, @FS, BSU, @SDSU



JAKE SIMONICH 76
OL • 6-5 • 305 • SR-3L
Danville, Calif.
(San Ramon Valley HS)

CAREER STATS - OFFENSIVE LINE

Year	G/GS	Snp	Grd	Tch	Eff.	Ass.	KD
2013	14/0	63	75	74	78	74	5
2014	14/14	894	81	70	83	89	52
2015	13/13	901	77	n/a	n/a	n/a	42
2016	9/9	639	87	78	91	87	41
TOTAL	50/36	2,497	80	74	84	83	140

GAME-BY-GAME - OFFENSIVE LINE

2016	G/GS	Snp	Grd	Tch	Eff.	Ass.	KD
WSU	1/1	57	91	80	96	91	8
at USC	1/1	64	85	81	90	85	3
ASU	1/1	76	91	82	93	91	8
AFA	1/1	82	86	81	86	86	4
at BSU	1/1	81	87	80	88	87	1
at CSU	1/1	79	80	70	86	80	3
FS	1/1	69	86	70	90	86	5
SDSU	1/1	55	91	84	95	91	4
at WYO	1/1	76	87	74	92	87	5
UNM							
at NEV							
at BYU							

2015	G/GS	Snp	Grd	Tch	Eff.	Ass.	KD
SUU	1/1	73	75	n/a	n/a	n/a	2
at Utah	1/1	68	81	n/a	n/a	n/a	2
at Wash	1/1	62	73	n/a	n/a	n/a	2
CSU	1/1	71	76	n/a	n/a	n/a	3
at FS	1/1	51	74	n/a	n/a	n/a	5
BSU	1/1	68	84	n/a	n/a	n/a	4
at SDSU	1/1	58	80	n/a	n/a	n/a	7
WYO	1/1	82	84	n/a	n/a	n/a	3
UNM	1/1	64	77	n/a	n/a	n/a	3
at AFA	1/1	70	71	n/a	n/a	n/a	2
NEV	1/1	72	74	n/a	n/a	n/a	3

BYU	1/1	88	74	n/a	n/a	n/a	3
vs. AKR	1/1	74	75	n/a	n/a	n/a	3

2014	G/GS	Snp	Grd	Tch	Eff.	Ass.	KD
at Tenn	1/1	60	83	75	80	93	3
ISU	1/1	76	77	66	76	89	2
WF	1/1	85	77	72	67	93	1
at ASU	1/1	85	83	71	87	91	8
at BYU	1/1	77	87	73	94	96	7
AFA	1/1	62	74	65	85	73	3
at CSU	1/1	53	83	68	87	94	4
UNLV	1/1	78	80	73	82	85	7
at UH	1/1	74	82	72	86	89	3
at WYO	1/1	45	79	67	78	91	4
UNM	1/1	22	76	60	82	86	0
SJSU	1/1	50	81	70	82	90	3
at BSU	1/1	62	80	75	85	80	4
vs. UTEP	1/1	65	88	78	90	92	3

2013	G/GS	Snp	Grd	Tch	Eff.	Ass.	KD
at Utah	1/0	0	0	0	0	0	0
at AFA	1/0	7	71	71	71	71	0
WSU	1/0	12	83	83	83	83	2
at USC	1/0	0	0	0	0	0	0
at SJSU	1/0	0	0	0	0	0	0
BYU	1/0	0	0	0	0	0	0
BSU	1/0	0	0	0	0	0	0
at UNM	1/0	12	75	75	75	75	0
UH	1/0	9	62	55	66	66	1
at UNLV	1/0	0	0	0	0	0	0
CSU	1/0	0	0	0	0	0	0
WYO	1/0	0	0	0	0	0	0
at FS	1/0	0	0	0	0	0	0
vs. NIU	1/0	23	85	85	95	75	2



CODY BOYER 78
OL • 6-6 • 275 • SO-1L
Layton, Utah
(Layton HS)

CAREER STATS - OFFENSIVE LINE

Year	G/GS	Snp	Grd	Tch	Eff.	Ass.	KD
2015	3/0	24	71	n/a	n/a	n/a	0
2016	4/1	27	71	61	76	71	0
TOTAL	7/1	51	71	61	76	71	0

GAME-BY-GAME - OFFENSIVE LINE

2016	G/GS	Snp	Grd	Tch	Eff.	Ass.	KD
WSU	1/0	5	67	60	80	60	0
at USC	1/0	9	67	67	67	67	0
ASU	1/0	4	100	50	100	100	0
AFA	0/0	0	0	0	0	0	0
at BSU	0/0	0	0	0	0	0	0
at CSU	0/0	0	0	0	0	0	0
FS	0/0	0	0	0	0	0	0
SDSU	0/0	0	0	0	0	0	0
at WYO	1/0	9	55	66	55	55	0
UNM							
at NEV							
at BYU							

2015	G/GS	Snp	Grd	Tch	Eff.	Ass.	KD
at FS	1/0	16	72	n/a	n/a	n/a	0
at SDSU	1/0	0	0	n/a	n/a	n/a	0
WYO	1/0	8	70	n/a	n/a	n/a	0

DNP: SUU, @Utah, @Wash, CSU, BSU, UNM, @AFA, NEV, BYU, vs. AKR





TYLER FOX
WR • 5-11 • 180 • So.-1L
Layton, Utah
(Layton HS)

80

CAREER STATS - RECEIVING

Year	G/GS	Rec	Yds	Avg	TD	Long
2015	13/0	5	75	15.0	0	25
2016	1/0	0	0	0.0	0	0
TOTAL	14/0	5	75	15.0	0	25

CAREER HIGHS - RECEIVING

Receptions: 2, at Utah (9/11/2015)
Receiving Yards: 26, at Utah (9/11/15)
Long Catch: 25, vs. BYU (11/28/15)

GAME-BY-GAME RECEIVING

2016	G/GS	Rec	Yds	Avg	TD	LG
WSU	0/0	0	0	0.0	0	0
at USC	0/0	0	0	0.0	0	0
ASU	0/0	0	0	0.0	0	0
AFA	0/0	0	0	0.0	0	0
at BSU	1/0	0	0	0.0	0	0
at CSU	0/0	0	0	0.0	0	0
FS	0/0	0	0	0.0	0	0
SDSU	0/0	0	0	0.0	0	0
at WYO	0/0	0	0	0.0	0	0
UNM						
at NEV						
at BYU						

2015	G/GS	Rec	Yds	Avg	TD	LG
SUU	1/0	1	3	3.0	0	3
at Utah	1/0	0	0	0.0	0	0
at Wash	1/0	2	26	13.0	0	15
CSU	1/0	0	0	0.0	0	0
at FS	1/0	1	21	21.0	0	21
BSU	1/0	0	0	0.0	0	0
at SDSU	1/0	0	0	0.0	0	0
WYO	1/0	0	0	0.0	0	0
at UNM	1/0	0	0	0.0	0	0
at AFA	1/0	0	0	0.0	0	0
NEV	1/0	0	0	0.0	0	0
BYU	1/0	1	25	25.0	0	25
vs. AKR	1/0	0	0	0.0	0	0



ANDREW RODRIGUEZ
WR • 5-9 • 185 • Sr.-1L
Allen, Texas
(Allen HS)
(Houston)

82

CAREER STATS - RECEIVING

Year	G/GS	Rec	Yds	Avg	TD	Long
2015	13/9	27	281	10.4	1	58
2016	9/6	22	226	10.3	1	31
TOTAL	22/15	49	507	10.3	2	58

CAREER HIGHS - RECEIVING

Receptions: 7, vs. Air Force (9/24/16)
Receiving Yards: 89, at Boise St. (10/1/16)
Receiving TDs: 1, twice
Long Catch: 58, vs. BYU (11/28/15)

CAREER STATS - PUNT RETURNS

Year	RET	YDS	AVG	TD	LG
2015	26	258	9.9	1	88
2016	14	97	6.9	0	22
TOTAL	40	355	8.8	1	88

CAREER HIGHS - PUNT RETURNS

Returns: 8, vs. Southern Utah (9/3/15)
Yards: 136, vs. Southern Utah (9/3/15)
Long Return: 88, vs. Southern Utah (9/3/15)
TDs: 1, vs. Southern Utah (9/3/15)

GAME-BY-GAME RECEIVING

2016	G/GS	Rec	Yds	Avg	TD	LG
WSU	1/1	1	9	9.0	0	9
at USC	1/1	2	11	5.5	0	9
ASU	1/0	1	1	1.0	0	1
AFA	1/1	7	64	9.1	0	20
at BSU	1/1	6	89	14.8	2	31
at CSU	1/1	0	0	0.0	0	0
FS	1/1	3	26	8.7	0	11
SDSU	1/0	1	18	18.0	0	18
at WYO	1/0	1	8	8.9	0	8
UNM						
at NEV						
at BYU						

2015	G/GS	Rec	Yds	Avg	TD	LG
SUU	1/1	2	20	10.0	0	15
at Utah	1/1	1	5	5.0	0	5
at Wash	1/1	4	22	5.5	0	10
CSU	1/1	2	10	5.0	0	5
at FS	1/0	1	14	14.0	0	14
BSU	1/1	2	15	7.5	0	11
at SDSU	1/1	1	3	3.0	0	3
WYO	1/0	1	25	25.0	0	25
at UNM	1/0	2	48	24.0	1	24
at AFA	1/0	4	27	6.8	0	21
NEV	1/1	0	0	0.0	0	0
BYU	1/1	4	78	19.5	0	58
vs. AKR	1/1	3	14	4.7	0	10

GAME-BY-GAME PUNT RETURNS

2016	Ret	Yds	Avg	TD	LG
WSU	2	28	14.0	0	22
at USC	1	0	0.0	0	0
ASU	1	5	5.0	0	5
AFA	2	22	11.0	0	20
at BSU	2	20	10.0	0	11
at CSU	2	1	0.5	0	1
FS	1	3	3.0	0	3
SDSU	2	-3	-1.5	0	0
at WYO	1	21	21.0	0	21
UNM					
at NEV					
at BYU					

2015	Ret	Yds	Avg	TD	LG
SUU	8	136	17.0	1	88
at Utah	0	0	0.0	0	0
at Wash	0	0	0.0	0	0
CSU	0	0	0.0	0	0
at FS	1	6	6.0	0	6
BSU	1	8	8.0	0	8
at SDSU	1	4	4.0	0	4
WYO	2	17	8.5	0	20
at UNM	5	16	3.2	0	18
at AFA	2	13	6.5	0	18
NEV	2	21	10.5	0	18
BYU	3	22	7.3	0	17
vs. AKR	1	15	15.0	0	15



WYATT HOUSTON
TE • 6-4 • 255 • Sr.-3L
Tualatin, Ore.
(Horizon Christian HS)

83

CAREER STATS - RECEIVING

Year	G/GS	Rec	Yds	Avg	TD	Long
2013	7/3	7	118	16.9	2	44
2014	14/7	19	178	9.4	2	30
2015	13/9	25	307	12.3	3	34
2016	9/7	30	281	9.4	2	28
TOTAL	43/26	81	884	10.9	9	44

CAREER HIGHS - RECEIVING

Receptions: 5, twice
Receiving Yards: 66, vs. Wyoming (10/30/15)
Long Catch: 44, vs. Hawai'i (11/2/13)
Receiving TDs: 2, vs. Wyoming (10/30/15)

GAME-BY-GAME RECEIVING

2016	G/GS	Rec	Yds	Avg	TD	LG
WSU	1/1	3	32	10.7	0	17
at USC	1/1	4	33	8.3	1	13
ASU	1/1	3	28	9.3	0	16
AFA	1/0	1	4	4.0	0	4
at BSU	1/1	3	41	13.7	0	16
at CSU	1/0	3	23	7.7	0	11
FS	1/1	5	43	8.6	1	28
SDSU	1/1	3	40	13.3	0	25
at WYO	1/1	5	37	7.4	0	18
UNM						
at NEV						
at BYU						

2015	G/GS	Rec	Yds	Avg	TD	LG
SUU	1/1	2	19	9.5	0	13
at Utah	1/0	3	26	8.7	0	16
at Wash	1/1	0	0	0.0	0	0
CSU	1/1	0	0	0.0	0	0
at FS	1/1	2	39	19.5	0	34
BSU	1/1	2	11	5.5	1	9
at SDSU	1/0	0	0	0.0	0	0
WYO	1/1	4	66	16.5	2	25
at UNM	1/1	2	31	15.5	0	24
at AFA	1/1	3	46	15.3	0	22
NEV	1/1	1	4	4.0	0	4
BYU	1/0	2	24	12.0	0	21
vs. AKR	1/0	4	41	10.3	0	15

2014	G/GS	Rec	Yds	Avg	TD	LG
at Tenn	1/0	2	13	6.5	0	9
ISU	1/1	2	17	8.5	0	9
WF	1/0	4	32	8.0	1	12
at ASU	1/1	1	3	3.0	0	3
at BYU	1/0	0	0	0.0	0	0
AFA	1/0	0	0	0.0	0	0
at CSU	1/0	0	0	0.0	0	0
UNLV	1/1	1	15	15.0	0	15
at UH	1/1	1	3	3.0	0	3
at WYO	1/1	1	9	9.0	0	9
UNM	1/0	3	54	18.0	1	30
SJSU	1/1	0	0	0.0	0	0
at BSU	1/0	4	32	8.0	0	15
vs. UTEP	1/1	0	0	0.0	0	0

2013	G/GS	Rec	Yds	Avg	TD	LG
at UNM	1/0	1	23	23.0	0	23
UH	1/1	1	44	44.0	1	44
at UNLV	1/1	1	8	8.0	0	8
CSU	1/1	2	26	13.0	0	20
WYO	1/0	1	6	6.0	1	6
at FS	1/0	0	0	0.0	0	0
vs. NIU	1/0	1	11	11.0	0	11

DNP: @Utah, @AFA, WSU, @USC, @SJSU, BYU, BSU



ETHAN CORTAZZO
WR • 6-0 • 195 • JR-SQ
Mesa, Ariz.
(Red Mountain HS)
(Mesa CC)

84

CAREER STATS - RECEIVING

Year	G/GS	Rec	Yds	Avg	TD	Long
2015	0/0	0	0	0.0	0	0
2016	9/0	1	3	3.0	0	0
TOTAL	8/0	1	3	3.0	0	0





2016 UTAH STATE FOOTBALL PLAYER PROFILES

CAREER HIGHS - RECEIVING

Receptions: 1, at Colorado St. (10/8/16)
Receiving Yards: 3, at Colorado St. (10/8/16)
Long Catch: 3, at Colorado St. (10/8/16)

CAREER STATS - RUSHING

Year	Rush	Yds	Avg	TD	Long
2015	0	0	0.0	0	0
2016	1	3	3.0	0	3
TOTAL	1	3	3.0	0	3

CAREER HIGHS - RUSHING

Rushes: 1, at USC (9/10/16)
Yards: 3, at USC (9/10/16)
Long Rush: 3, at USC (9/10/16)

GAME-BY-GAME RECEIVING

2016	G/GS	Rec	Yds	Avg	TD	LG
WSU	1/0	0	0	0.0	0	0
at USC	1/0	0	0	0.0	0	0
ASU	1/0	0	0	0.0	0	0
AFA	1/0	0	0	0.0	0	0
at BSU	1/0	0	0	0.0	0	0
at CSU	1/0	1	3	3.0	0	3
FS	1/0	0	0	0.0	0	0
SDSU	1/0	0	0	0.0	0	0
at WYO	1/0	0	0	0.0	0	0

UNM
at NEV
at BYU

GAME-BY-GAME RUSHING

2016	Att	Yds	Avg	TD	LG
WSU	0	0	0.0	0	0
at USC	1	3	3.0	0	3
ASU	0	0	0.0	0	0
AFA	0	0	0.0	0	0
at BSU	0	0	0.0	0	0
at CSU	0	0	0.0	0	0
FS	0	0	0.0	0	0
SDSU	0	0	0.0	0	0
at WYO	0	0	0.0	0	0

UNM
at NEV
at BYU



DEREK HASTINGS
TE • 6-2 • 235 • FR-HS
 Lehi, Utah
 (Lehi HS)

85

CAREER STATS - RECEIVING

Year	G/GS	Rec	Yds	Avg	TD	Long
2016	5/0	0	0	0.0	0	0

CAREER STATS - DEFENSE

Year	G/GS	UA-AT-TT	TFL	Sack	INT	PB	FF	FR
2016	5/0	0-1-1	0.0-0	0.0-0	0	0	0	0

CAREER HIGHS - DEFENSE

Tackles: 1, vs. San Diego St. (10/28/16)

GAME-BY-GAME RECEIVING

2016	G/GS	Rec	Yds	Avg	TD	LG
WSU	0/0	0	0	0.0	0	0
at USC	0/0	0	0	0.0	0	0
ASU	0/0	0	0	0.0	0	0
AFA	0/0	0	0	0.0	0	0
at BSU	1/0	0	0	0.0	0	0
at CSU	1/0	0	0	0.0	0	0
FS	1/0	0	0	0.0	0	0
SDSU	1/0	0	0	0.0	0	0
at WYO	1/0	0	0	0.0	0	0

UNM
at NEV
at BYU

GAME-BY-GAME DEFENSE

2016	U-A-T	TFL	Sack	INT	PD	QH	F/R
WSU	0-0-0	0.0-0	0.0-0	0	0	0	0/0
at USC	0-0-0	0.0-0	0.0-0	0	0	0	0/0
ASU	0-0-0	0.0-0	0.0-0	0	0	0	0/0
AFA	0-0-0	0.0-0	0.0-0	0	0	0	0/0
at BSU	0-0-0	0.0-0	0.0-0	0	0	0	0/0
at CSU	0-0-0	0.0-0	0.0-0	0	0	0	0/0
FS	0-0-0	0.0-0	0.0-0	0	0	0	0/0
SDSU	0-1-1	0.0-0	0.0-0	0	0	0	0/0
at WYO	0-0-0	0.0-0	0.0-0	0	0	0	0/0

UNM
at NEV
at BYU



DAX RAYMOND
TE • 6-5 • 245 • So.-1L
 Provo, Utah
 (Timpview HS)

87

CAREER STATS - RECEIVING

Year	G/GS	Rec	Yds	Avg	TD	Long
2015	9/0	4	72	18.0	0	22
2016	0/0	0	0	0.0	0	0
TOTAL	9/0	4	72	18.0	0	22

CAREER HIGHS - RECEIVING

Receptions: 1, four times
Receiving Yards: 22, twice
Long Catch: 22, twice

GAME-BY-GAME RECEIVING

2016	G/GS	Rec	Yds	Avg	TD	LG
WSU	0/0	0	0	0.0	0	0
at USC	0/0	0	0	0.0	0	0
ASU	0/0	0	0	0.0	0	0
AFA	0/0	0	0	0.0	0	0
at BSU	0/0	0	0	0.0	0	0
at CSU	0/0	0	0	0.0	0	0
FS	0/0	0	0	0.0	0	0
SDSU	0/0	0	0	0.0	0	0
at WYO	0/0	0	0	0.0	0	0

UNM
at NEV
at BYU

2015	G/GS	Rec	Yds	Avg	TD	LG
SUU	1/0	0	0	0.0	0	0
at Utah	1/0	1	9	9.0	0	9
at Wash	1/0	1	19	19.0	0	19
CSU	1/0	1	22	22.0	0	22
at UNM	1/0	0	0	0.0	0	0
at AFA	1/0	0	0	0.0	0	0
NEV	1/0	0	0	0.0	0	0
BYU	1/0	0	0	0.0	0	0
vs. AKR	1/0	1	22	22.0	0	22

DNP: @FS, BSU, @SDSU, WYO



BRAELON ROBERTS
WR • 6-3 • 205 • JR-2L
 Dallas, Texas
 (Bishop Dunne HS)

88

CAREER STATS - RECEIVING

Year	G/GS	Rec	Yds	Avg	TD	Long
2014	5/0	0	0	0.0	0	0
2015	11/6	17	150	8.8	0	14
2016	9/1	9	130	14.4	1	28
TOTAL	25/7	26	280	10.7	1	28

CAREER HIGHS - RECEIVING

Receptions: 4, vs. Southern Utah (9/3/15)
Receiving Yards: 49, vs. Fresno St. (10/22/16)
Receiving TDs: 1, vs. Fresno St. (10/22/16)
Long Catch: 28, vs. Fresno St. (10/22/16)

GAME-BY-GAME RECEIVING

2016	G/GS	Rec	Yds	Avg	TD	LG
WSU	1/0	0	0	0.0	0	0
at USC	1/0	1	6	6.0	0	6
ASU	1/0	0	0	0.0	0	0
AFA	1/0	2	32	16.0	0	24
at BSU	1/0	3	35	11.7	0	24
at CSU	1/0	0	0	0.0	0	0
FS	1/0	2	49	24.5	1	28
SDSU	1/0	0	0	0.0	0	0
at WYO	1/0	1	8	8.0	0	8

UNM
at NEV
at BYU

2015	G/GS	Rec	Yds	Avg	TD	LG
SUU	1/0	4	25	6.3	0	8
at Utah	1/0	1	9	9.0	0	9
at FS	1/0	0	0	0.0	0	0
BSU	1/0	0	0	0.0	0	0
at SDSU	1/0	1	11	11.0	0	11
WYO	1/1	3	27	9.0	0	11
at UNM	1/1	2	26	13.0	0	14
at AFA	1/1	1	9	9.0	0	9
NEV	1/1	1	8	8.0	0	8
BYU	1/1	1	9	9.0	0	9
vs. AKR	1/1	3	26	8.7	0	11

DNP: @Wash, CSU

2014	G/GS	Rec	Yds	Avg	TD	LG
ISU	1/0	0	0	0.0	0	0
at WYO	1/0	0	0	0.0	0	0
UNM	1/0	0	0	0.0	0	0
SJSU	1/0	0	0	0.0	0	0
at BSU	1/0	0	0	0.0	0	0

DNP: @Tenn, WF, @ASU, @BYU, AFA, @CSU, UNLV, @UH, vs. UTEP



AARON DALTON
P • 6-4 • 220 • SO-1L
 Bountiful, Utah
 (Viewmont HS)

89

CAREER STATS - PUNTS

Year	GP	No.	Yds	Avg	LG	I20
2015	13	72	2,974	41.3	69	27
2016	9	49	1,857	37.9	56	16
TOTAL	22	121	4,831	39.9	69	43

CAREER HIGHS - PUNTS

Punts: 13, vs. Southern Utah (9/3/15)
Avg: 50.3, at Air Force (11/14/15)
Long: 69, vs. Akron (12/12/15)
I20: 4, twice

GAME-BY-GAME PUNTING

2016	No.	Yds	Avg	LG	I20
WSU	2	39	19.5	22	0
at USC	5	217	43.4	56	2
ASU	8	303	37.9	49	2
AFA	3	100	33.3	38	2
at BSU	9	352	39.1	51	4
at CSU	7	268	38.3	54	2
FS	4	131	32.8	38	2
SDSU	7	310	44.3	52	1
at WYO	4	137	34.2	54	1


UNM
at NEV
at BYU

2015	No.	Yds	Avg	LG	I20
SUU	13	463	35.6	48	3
at Utah	5	208	41.6	49	1
at Wash	4	139	34.8	42	1
CSU	4	180	45.0	58	1
at FS	6	252	42.0	49	2





BSU	7	282	40.3	51	2
at SDSU	6	260	43.3	56	3
WYO	1	38	38.0	38	0
at UNM	6	279	46.5	63	4
at AFA	7	352	50.3	57	2
NEV	3	110	36.7	40	3
BYU	4	144	36.0	44	2
vs. AKR	6	267	44.5	69	3



SIUA TAUFA
DE • 6-0 • 280 • SR-2L
Concord, Calif.
(Ygnacio Valley HS)
(Diablo Valley CC)

CAREER STATS - DEFENSE										
Year	G/GS	UA-AT-TT	TFL	Sack	INT	PB	QH	FF	FR	
2014	13/1	7-7-14	2.5-12	1.0-8	0-0	0	0	0	0	0
2015	13/2	3-15-18	1.5-2	0.0-0	0-0	0	0	0	0	0
2016	9/0	10-11-21	3.5-12	0.0-0	0-0	0	0	0	0	1
TOTAL	35/3	20-33-53	7.5-26	1.0-8	0-0	0	0	0	0	1

CAREER HIGHS - DEFENSE
Tackles: 5, twice
QBH: 1, twice
TFL: 1.0, six times
Sacks: 1.0, at Colorado St. (10/18/14)
FR: 1, vs. Arkansas St. (9/16/16)

GAME-BY-GAME DEFENSE										
2016	G/GS	U-A-T	TFL	Sack	INT	PB	QH	F/R		
WSU	1/0	0-0-0	0.0-0	0.0-0	0	0	0	0/0		
at USC	1/0	2-1-3	1.0-5	0.0-0	0	0	0	0/0		
ASU	1/0	0-0-0	0.0-0	0.0-0	0	0	0	0/1		
AFA	1/0	0-2-2	0.0-0	0.0-0	0	0	0	0/0		
at BSU	1/0	2-0-2	0.0-0	0.0-0	0	0	0	0/0		
at CSU	1/0	3-2-5	1.0-1	0.0-0	0	0	0	0/0		
FS	1/0	0-3-3	0.0-0	0.0-0	0	0	0	0/0		
SDSU	1/0	3-2-5	1.0-5	0.0-0	0	0	0	0/0		
at WYO	1/0	0-1-1	0.5-1	0.0-0	0	0	0	0/0		
UNM										
at NEV										
at BYU										

2015	G/GS	U-A-T	TFL	Sack	INT	PB	QH	F/R
SUU	1/0	0-1-1	0.0-0	0.0-0	0	0	0	0/0
at Utah	1/0	0-1-1	0.0-0	0.0-0	0	0	0	0/0
at Wash	1/0	0-0-0	0.0-0	0.0-0	0	0	0	0/0
CSU	1/0	0-2-2	0.0-0	0.0-0	0	0	0	0/0
at FS	1/0	0-0-0	0.0-0	0.0-0	0	0	0	0/0
BSU	1/0	0-2-2	0.5-1	0.0-0	0	0	0	0/0
at SDSU	1/0	1-2-3	0.0-0	0.0-0	0	0	0	0/0
WYO	1/1	0-3-3	0.0-0	0.0-0	0	0	0	0/0
at UNM	1/0	0-0-0	0.0-0	0.0-0	0	0	0	0/0
at AFA	1/1	1-2-3	1.0-1	0.0-0	0	0	0	0/0
NEV	1/0	0-2-2	0.0-0	0.0-0	0	0	0	0/0
BYU	1/0	0-0-0	0.0-0	0.0-0	0	0	1	0/0
vs. AKR	1/0	1-0-1	0.0-0	0.0-0	0	0	0	0/0

2014	G/GS	U-A-T	TFL	Sack	INT	PB	QH	F/R
at Tenn	1/0	1-0-1	0.0-0	0.0-0	0	0	1	0/0
ISU	1/0	0-1-1	0.0-0	0.0-0	0	0	0	0/0
WF	1/0	0-2-2	0.5-2	0.0-0	0	0	0	0/0
at ASU	1/0	0-0-0	0.0-0	0.0-0	0	0	0	0/0
at BYU	1/0	1-0-1	0.0-0	0.0-0	0	0	0	0/0
AFA	1/0	1-2-3	0.0-0	0.0-0	0	0	0	0/0
at CSU	1/0	1-0-1	1.0-8	1.0-8	0	0	0	0/0
UNLV	1/0	0-1-1	0.0-0	0.0-0	0	0	0	0/0
at UH	1/1	1-0-1	0.0-0	0.0-0	0	0	0	0/0
at WYO	1/0	1-0-1	0.0-0	0.0-0	0	0	0	0/0
UNM	1/0	0-0-0	0.0-0	0.0-0	0	0	0	0/0
at BSU	1/0	0-1-1	0.0-0	0.0-0	0	0	0	0/0
vs. UTEP	1/0	1-0-1	1.0-2	0.0-0	0	0	0	0/0
DNP: SJSU								



JAKE TEMPLETON
DE • 6-2 • 285 • SO-TR
Boise, Idaho
(Timberline HS)
(Boise State)

CAREER STATS - DEFENSE										
Year	G/GS	UA-AT-TT	TFL	Sack	INT	PB	FF	FR		
2016	1/0	0-0-0	0.0-0	0.0-0	0-0	0	0	0	0	0

GAME-BY-GAME DEFENSE										
2016	G/GS	U-A-T	TFL	Sack	INT	PB	QH	F/R		
WSU	0/0	0-0-0	0.0-0	0.0-0	0	0	0	0/0		
at USC	0/0	0-0-0	0.0-0	0.0-0	0	0	0	0/0		
ASU	0/0	0-0-0	0.0-0	0.0-0	0	0	0	0/0		
AFA	0/0	0-0-0	0.0-0	0.0-0	0	0	0	0/0		
at BSU	0/0	0-0-0	0.0-0	0.0-0	0	0	0	0/0		
at CSU	0/0	0-0-0	0.0-0	0.0-0	0	0	0	0/0		
FS	0/0	0-0-0	0.0-0	0.0-0	0	0	0	0/0		
SDSU	1/0	0-0-0	0.0-0	0.0-0	0	0	0	0/0		
at WYO	0/0	0-0-0	0.0-0	0.0-0	0	0	0	0/0		
UNM										
at NEV										
at BYU										



JACOBY WILDMAN
DE • 6-2 • 270 • FR-RS
Logan, Utah
(Logan HS)

CAREER STATS - DEFENSE										
Year	G/GS	UA-AT-TT	TFL	Sack	INT	PB	FF	FR		
2016	8/0	0-2-2	0.0-0	0.0-0	0-0	0	0	0	0	0

CAREER HIGHS - DEFENSE
Tackles: 1, vs. Arkansas St. (9/16/16)
QBH: 1, vs. Weber St. (9/16/16)

GAME-BY-GAME DEFENSE										
2016	G/GS	U-A-T	TFL	Sack	INT	PB	QH	F/R		
WSU	1/0	0-0-0	0.0-0	0.0-0	0	0	1	0/0		
at USC	1/0	0-0-0	0.0-0	0.0-0	0	0	0	0/0		
ASU	1/0	0-1-1	0.0-0	0.0-0	0	0	0	0/0		
AFA	1/0	0-1-1	0.0-0	0.0-0	0	0	0	0/0		
at BSU	1/0	0-0-0	0.0-0	0.0-0	0	0	0	0/0		
at CSU	1/0	0-0-0	0.0-0	0.0-0	0	0	0	0/0		
FS	1/0	0-0-0	0.0-0	0.0-0	0	0	0	0/0		
SDSU	0/0	0-0-0	0.0-0	0.0-0	0	0	0	0/0		
at WYO	0/0	0-0-0	0.0-0	0.0-0	0	0	0	0/0		
UNM										
at NEV										
at BYU										



RICKY ALI'IFUA
DE • 6-2 • 280 • SR-3L
San Leandro, Calif.
(San Leandro HS)

CAREER STATS - DEFENSE										
Year	G/GS	UA-AT-TT	TFL	Sack	INT	PB	FF	FR		
2013	13/0	7-17-24	4.0-13	1.5-8	0-0	1	0	0		
2014	14/0	5-17-22	2.0-4	0.0-0	0-0	1	0	0		
2015	12/11	12-12-24	4.0-31	3.0-26	0-0	0	1	0		
2016	9/9	12-10-22	5.5-16	2.5-4	0-0	1	0	0		
TOTAL	48/20	36-56-92	15.5-64	7.0-38	0-0	3	1	0		

CAREER HIGHS - DEFENSE
Tackles: 6, twice
Sacks: 1.0, six times
TFL: 2.0, vs. Southern Utah (9/3/15)
PBU: 1, three times
QBH: 1, three times
FF: 1, vs. Boise St. (10/16/15)

GAME-BY-GAME DEFENSE										
2016	G/GS	U-A-T	TFL	Sack	INT	PB	QH	F/R		
WSU	1/1	2-1-3	1.5-4	0.0-0	0	0	0	0/0		
at USC	1/1	1-1-2	0.0-0	0.0-0	0	0	1	0/0		
ASU	1/1	1-1-2	1.5-5	0.5-2	0	0	1	0/0		
AFA	1/1	2-3-5	0.0-0	1.0-0	0	0	1	0/0		
at BSU	1/1	2-1-3	0.0-0	0.0-0	0	0	0	0/0		
at CSU	1/1	2-1-3	1.0-2	0.0-0	0	0	0	0/0		
FS	1/1	0-0-0	0.0-0	0.0-0	0	0	0	0/0		
SDSU	1/1	0-2-2	0.5-3	0.0-0	0	0	0	0/0		
at WYO	1/1	2-0-2	1.0-2	1.0-2	0	0	0	0/0		
UNM										
at NEV										
at BYU										

2015	G/GS	U-A-T	TFL	Sack	INT	PB	QH	F/R
SUU	1/1	2-1-3	2.0-8	1.0-3	0	0	0	0/0
at Utah	1/1	2-4-6	0.0-0	0.0-0	0	0	0	0/0
at Wash	1/1	0-0-0	0.0-0	0.0-0	0	0	0	0/0
CSU	1/1	1-0-1	1.0-10	1.0-10	0	0	0	0/0
at FS	1/1	0-0-0	0.0-0	0.0-0	0	0	0	0/0
BSU	1/1	1-2-3	1.0-13	0.0-0	0	0	0	1/0
at SDSU	1/1	0-1-1	0.0-0	0.0-0	0	0	0	0/0
WYO	0/0	0-0-0	0.0-0	0.0-0	0	0	0	0/0
at UNM	1/1	2-0-2	0.0-0	0.0-0	0	0	0	0/0
at AFA	1/1	3-1-4	0.0-0	0.0-0	0	0	0	0/0
NEV	1/1	0-1-1	0.0-0	0.0-0	0	0	0	0/0
BYU	1/0	0-1-1	0.0-0	0.0-0	0	0	1	0/0
vs. AKR	1/1	1-1-2	0.0-0	0.0-0	0	0	0	0/0

2014	G/GS	U-A-T	TFL	Sack	INT	PB	QH	F/R
at Tenn	1/0	2-3-5	0.0-0	0.0-0	0	0	0	0/0
ISU	1/0	0-3-3	0.5-1	0.0-0	0	0	0	0/0
WF	1/0	0-1-1	0.5-1	0.0-0	0	1	0	0/0
at ASU	1/0	0-0-0	0.0-0	0.0-0	0	0	0	0/0
at BYU	1/0	0-0-0	0.0-0	0.0-0	0	0	0	0/0
AFA	1/0	1-3-4	0.0-0	0.0-0	0	0	1	0/0
at CSU	1/0	0-0-0	0.0-0	0.0-0	0	0	0	0/0
UNLV	1/0	0-0-0	0.0-0	0.0-0	0	0	0	0/0
at UH	1/0	0-0-0	0.0-0	0.0-0	0	0	0	0/0
at WYO	1/0	0-2-2	0.0-0	0.0-0	0	0	0	0/0
UNM	1/0	2-1-3	1.0-2	0.0-0	0	0	1	0/0
SJSU	1/0	0-3-3	0.0-0	0.0-0	0	0	0	0/0
at BSU	1/0	0-1-1	0.0-0	0.0-0	0	0	0	0/0
vs. UTEP	1/0	0-0-0	0.0-0	0.0-0	0	0	0	0/0



2016 UTAH STATE FOOTBALL PLAYER PROFILES

GAME-BY-GAME DEFENSE

2016	G/GS	U-A-T	TFL	Sack	INT	PB	QH	F/R
WSU	1/0	0-1-1	0.5-1	0.0-0	0	0	0	0/0
at USC	0/0	0-0-0	0.0-0	0.0-0	0	0	0	0/0
ASU	0/0	0-0-0	0.0-0	0.0-0	0	0	0	0/0
AFA	0/0	0-0-0	0.0-0	0.0-0	0	0	0	0/0
at BSU	0/0	0-0-0	0.0-0	0.0-0	0	0	0	0/0
at CSU	0/0	0-0-0	0.0-0	0.0-0	0	0	0	0/0
FS	1/0	0-2-2	0.0-0	0.0-0	0	0	0	0/0
SDSU	1/0	2-4-6	0.0-0	0.0-0	0	0	0	0/0
at WYO	1/0	2-1-3	0.0-0	0.0-0	0	1	0	0/0
UNM								
at NEV								
at BYU								



EDMUND FAIMALO

98

DE • 6-2 • 280 • SR-1L

Riverside, Calif.

(East Valley HS)

(Riverside CC)

CAREER STATS - DEFENSE

Year	G/GS	UA-AT-TT	TFL	Sack	INT	PB	FF	FR
2015	12/0	7-4-11	0.0-0	0.0-0	0-0	0	0	0
2016	9/3	5-14-19	1.0-1	0.0-0	0-0	0	0	0
TOTAL	21/3	12-18-30	1.0-1	0.0-0	0-0	0	0	0

CAREER HIGHS - DEFENSE

Tackles: 4, vs. Fresno St. (10/22/16)

QBH: 1, vs. Wyoming (10/30/15)

GAME-BY-GAME DEFENSE

2016	G/GS	U-A-T	TFL	Sack	INT	PB	QH	F/R
WSU	1/0	0-2-2	0.0-0	0.0-0	0	0	0	0/0
at USC	1/0	1-2-3	0.0-0	0.0-0	0	0	0	0/0
ASU	1/0	0-1-1	0.0-0	0.0-0	0	0	0	0/0
AFA	1/0	1-2-3	0.0-0	0.0-0	0	0	0	0/0
at BSU	1/0	2-0-2	1.0-1	0.0-0	0	0	0	0/0
at CSU	1/1	1-2-3	0.0-0	0.0-0	0	0	0	0/0
FS	1/1	0-4-4	0.0-0	0.0-0	0	0	0	0/0
SDSU	1/1	0-1-1	0.0-0	0.0-0	0	0	0	0/0
at WYO	1/1	0-0-0	0.0-0	0.0-0	0	0	0	0/0
UNM								
at NEV								
at BYU								

2015	G/GS	U-A-T	TFL	Sack	INT	PB	QH	F/R
SUU	1/0	1-1-2	0.0-0	0.0-0	0	0	0	0/0
at Utah	1/0	1-2-3	0.0-0	0.0-0	0	0	0	0/0
at Wash	1/0	0-0-0	0.0-0	0.0-0	0	0	0	0/0
CSU	1/0	0-0-0	0.0-0	0.0-0	0	0	0	0/0
at FS	1/0	1-0-1	0.0-0	0.0-0	0	0	0	0/0
BSU	1/0	0-0-0	0.0-0	0.0-0	0	0	0	0/0
at SDSU	1/0	1-1-2	0.0-0	0.0-0	0	0	0	0/0
WYO	1/0	1-0-1	0.0-0	0.0-0	0	0	1	0/0
at AFA	1/0	1-0-1	0.0-0	0.0-0	0	0	0	0/0
NEV	1/0	0-0-0	0.0-0	0.0-0	0	0	0	0/0
BYU	1/0	0-0-0	0.0-0	0.0-0	0	0	0	0/0
vs. AKR	1/0	1-0-1	0.0-0	0.0-0	0	0	0	0/0
DNP: @UNM								



MOHELIKA UASIKE

99

NG • 6-1 • 325 • FR-HS

North Richland Hills, Texas

(L.D. Bell HS)

CAREER STATS - DEFENSE

Year	G/GS	UA-AT-TT	TFL	Sack	INT	PB	FF	FR
2016	8/0	0-4-4	0.0-0	0.0-0	0-0	0	0	0

CAREER HIGHS - DEFENSE

Tackles: 2, at Colorado St. (10/8/16)

GAME-BY-GAME DEFENSE

2016	G/GS	U-A-T	TFL	Sack	INT	PB	QH	F/R
WSU	0/0	0-0-0	0.0-0	0.0-0	0	0	0	0/0
at USC	1/0	0-0-0	0.0-0	0.0-0	0	0	0	0/0
ASU	1/0	0-0-0	0.0-0	0.0-0	0	0	0	0/0
AFA	1/0	0-1-1	0.0-0	0.0-0	0	0	0	0/0
at BSU	1/0	0-1-1	0.0-0	0.0-0	0	0	0	0/0
at CSU	1/0	0-2-2	0.0-0	0.0-0	0	0	0	0/0
FS	0/0	0-0-0	0.0-0	0.0-0	0	0	0	0/0
SDSU	1/0	0-0-0	0.0-0	0.0-0	0	0	0	0/0
at WYO	1/0	0-0-0	0.0-0	0.0-0	0	0	0	0/0
UNM								
at NEV								
at BYU								



2016 UTAH STATE FOOTBALL STATS



Date	Opponent	Score	Att.
Sept 1, 2016	WEBER STATE	W 45-6	23008
Sep 10, 2016	at USC	L 7-45	62487
Sep 16, 2016	ARKANSAS STATE	W 34-20	21091
* Sep 24, 2016	AIR FORCE	L 20-27	23104
* Oct 01, 2016	at #24 Boise State	L 10-21	36602
* Oct 08, 2016	at Colorado State	L 24-31	32387
* Oct 22, 2016	FRESNO STATE	W 38-20	15067
* Oct 28, 2016	SAN DIEGO STATE	L 13-40	17332
* Nov 05, 2016	at Wyoming	L 28-52	17837

Record:	Overall	Home	Away	Neutral
All games	3-6	3-2	0-4	0-0
Conference	1-5	1-2	0-3	0-0
Non-Conference	2-1	2-0	0-1	0-0

Team Statistics	USU	OPP
FIRST DOWNS	174	187
Rushing	66	98
Passing	83	72
Penalty	25	17
RUSHING YARDAGE	1425	1728
Rushing Attempts	305	397
Average Per Rush	4.7	4.4
Average Per Game	158.3	192.0
TDs Rushing	18	13
PASSING YARDAGE	1976	1731
Comp-Att-Int	177-314-6	149-248-5
Average Per Pass	6.3	7.0
Average Per Catch	11.2	11.6
Average Per Game	219.6	192.3
TDs Passing	9	17
TOTAL OFFENSE	3401	3459
Average Per Play	5.5	5.4
Average Per Game	377.9	384.3
KICK RETURNS: #-Yards	28-535	20-391
PUNT RETURNS: #-Yards	16-118	6-131
INT RETURNS: #-Yards	5-19	6-84
FUMBLES-LOST	12-4	6-2
PENALTIES-Yards	59-466	71-636
PUNTS-AVG	50-37.1	49-40.0
TIME OF POSSESSION/Game	27:27	32:33
3RD-DOWN Conversions	58/139	60/140
4TH-DOWN Conversions	8/16	5/10

Rushing	gp	att	gain	loss	net	avg	td	lg	avg/g
LINDSEY, Tonny	9	107	548	26	522	4.9	3	35	58.0
MYERS, Kent	9	89	493	194	299	3.4	4	45	33.2
MAYS, Devante	6	37	269	10	259	7.0	3	66	43.2
HERVEY, Justen	9	10	122	4	118	11.8	1	80	13.1
HUNT, Lajuan	8	26	81	1	80	3.1	1	12	10.0
HOBBS, Damion	7	16	68	4	64	4.0	5	11	9.1
BRIGHT, Gerold	6	6	51	3	48	8.0	1	41	8.0
LEWIS, Rayshad	9	6	32	5	27	4.5	0	15	3.0
BYERS, Alex	7	1	10	0	10	10.0	0	10	1.4
CORTAZZO, Ethan	9	1	3	0	3	3.0	0	3	0.3
WILLIAMS, K.	9	2	3	0	3	1.5	0	3	0.3
Total	9	305	1680	255	1425	4.7	18	80	158.3
Opponents	9	397	1926	198	1728	4.4	13	64	192.0

Passing	gp	effic	comp-att-int	pct	yds	td	lg	avg/g
MYERS, Kent	9	118.42	168-293-5	57.3	1896	9	68	210.7
HOBBS, Damion	7	61.64	8-19-1	42.1	68	0	24	9.7
NELSON, DJ	1	200.80	1-1-0	100.0	12	0	12	12.0
TEAM	5	0.00	0-1-0	0.0	0	0	0	0.0
Total	9	114.87	177-314-6	56.4	1976	9	68	219.6
Opponents	9	137.30	149-248-5	60.1	1731	17	61	192.3

Receiving	gp	no.	yds	avg	td	lg	avg/g
LEWIS, Rayshad	9	36	455	12.6	2	68	50.6
TARVER, R.	9	36	455	12.6	2	42	50.6
HOUSTON, Wyatt	9	30	281	9.4	2	28	31.2
RODRIGUEZ, A.	9	22	226	10.3	1	31	25.1
LINDSEY, Tonny	9	17	123	7.2	0	41	13.7
ROBERTS, B.	9	9	130	14.4	1	28	14.4
COLSTON-GREEN	8	5	128	25.6	1	49	16.0
WILLIAMS, K.	9	5	30	6.0	0	12	3.3
VAN LEEUWEN, Z.	9	4	41	10.2	0	17	4.6
HUNT, Lajuan	8	4	23	5.8	0	16	2.9
BYERS, Alex	7	2	49	24.5	0	43	7.0
HORNE, Landon	9	2	12	6.0	0	7	1.3
THOMPSON, Jake	8	1	12	12.0	0	12	1.5
MAYS, Devante	6	1	8	8.0	0	8	1.3
CORTAZZO, Ethan	9	1	3	3.0	0	3	0.3
Total	9	177	1976	11.2	9	68	219.6
Opponents	9	149	1731	11.6	17	61	192.3

Field Goals	fg	pct.	01-19	20-29	30-39	40-49	50-99	lg	blk
WARREN, Brock	8-10	80.0	0-0	3-3	4-6	1-1	0-0	43	0
EBERLE, Dominik	0-1	0.0	0-0	0-0	0-0	0-1	0-0	0	0

Scoring	td	fg	kick	PAT rush	rcv	pass	dxp	saf	pts
WARREN, Brock	-	8-10	27-28	-	-	-	-	-	51
HOBBS, Damion	5	-	-	-	-	-	-	-	30
MYERS, Kent	4	-	-	-	-	-	-	-	24
LINDSEY, Tonny	3	-	-	-	-	-	-	-	18
MAYS, Devante	3	-	-	-	-	-	-	-	18
HOUSTON, Wyatt	2	-	-	-	-	-	-	-	12
TARVER, R.	2	-	-	-	-	-	-	-	12
LEWIS, Rayshad	2	-	-	-	-	-	-	-	12
COLSTON-GREEN	1	-	-	-	-	-	-	-	6
RODRIGUEZ, A.	1	-	-	-	-	-	-	-	6
CHENEY, Austin	1	-	-	-	-	-	-	-	6
HERVEY, Justen	1	-	-	-	-	-	-	-	6
BRIGHT, Gerold	1	-	-	-	-	-	-	-	6
HUNT, Lajuan	1	-	-	-	-	-	-	-	6
ROBERTS, B.	1	-	-	-	-	-	-	-	6
Total	28	8-11	27-28	-	-	-	-	-	219
Opponents	32	13-15	31-31	-	-	0-1	-	-	262

Score by Quarters	1st	2nd	3rd	4th	OT	Total
Utah State	66	47	48	58	0	219

Interceptions	no.	yds	avg	td	lg
ROCQUEMORE, J.	2	19	9.5	0	19
LEAVITT, Dallin	2	0	0.0	0	0
GRAY, Daniel	1	0	0.0	0	0

Punting	no.	yds	avg	lg	tb	fc	i20	50+	blk
DALTON, Aaron	49	1857	37.9	56	4	21	16	7	1
TEAM	1	0	0.0	0	0	0	0	0	0

Punt Returns	no.	yds	avg	td	lg
RODRIGUEZ, A.	14	97	6.9	0	22
PAINTER, Jentz	1	20	20.0	0	0
LEWIS, Rayshad	1	0	0.0	0	0
CHENEY, Austin	0	0	0.0	1	0
ELLISON, M.	0	1	0.0	0	1
Total	16	118	7.4	1	22
Opponents	6	131	21.8	1	77

Kick Returns	no.	yds	avg	td	lg
WILLIAMS, K.	10	183	18.3	0	26
BRIGHT, Gerold	8	160	20.0	0	29
HUNT, Lajuan	4	69	17.2	0	29
ELLISON, M.	2	74	37.0	0	38
LINDSEY, Tonny	2	31	15.5	0	31
HERVEY, Justen	1	5	5.0	0	5
LEAVITT, Dallin	1	13	13.0	0	13
Total	28	535	19.1	0	38
Opponents	20	391	19.5	0	59

All Purpose	g	rush	rcv	pr	kr	ir	total	avg/g
LINDSEY, Tonny	9	522	123	0	31	0	676	75.1
LEWIS, Rayshad	9	27	455	0	0	0	482	53.6
TARVER, R.	9	0	455	0	0	0	455	50.6
RODRIGUEZ, A.	9	0	226	97	0	0	323	35.9
MYERS, Kent	9	299	0	0	0	0	299	33.2
Total	9	1425	1976	118	535	19	4073	452.6
Opponents	9	1728	1731	131	391	84	4065	451.7

Total Offense	g	plays	rush	pass	total	avg/g
MYERS, Kent	9	382	299	1896	2195	243.9
LINDSEY, Tonny	9	107	522	0	522	58.0
MAYS, Devante	6	37	259	0	259	43.2
HOBBS, Damion	7	35	64	68	132	18.9
HERVEY, Justen	9	10	118	0	118	13.1
Total	9	619	1425	1976	3401	377.9





2016 UTAH STATE FOOTBALL STATS

Team Statistics	USU	OPP
SCORING	219	262
Points Per Game	24.3	29.1
Points Off Turnovers	24	45
FIRST DOWNS	174	187
Rushing	66	98
Passing	83	72
Penalty	25	17
RUSHING YARDAGE	1425	1728
Yards gained rushing	1680	1926
Yards lost rushing	255	198
Rushing Attempts	305	397
Average Per Rush	4.7	4.4
Average Per Game	158.3	192.0
TDs Rushing	18	13
PASSING YARDAGE	1976	1731
Comp-Att-Int	177-314-6	149-248-5
Average Per Pass	6.3	7.0
Average Per Catch	11.2	11.6
Average Per Game	219.6	192.3
TDs Passing	9	17
TOTAL OFFENSE	3401	3459
Total Plays	619	645
Average Per Play	5.5	5.4
Average Per Game	377.9	384.3
KICK RETURNS: #-Yards	28-535	20-391
PUNT RETURNS: #-Yards	16-118	6-131
INT RETURNS: #-Yards	5-19	6-84
KICK RETURN AVERAGE	19.1	19.5
PUNT RETURN AVERAGE	7.4	21.8
INT RETURN AVERAGE	3.8	14.0
FUMBLES-LOST	12-4	6-2
PENALTIES-Yards	59-466	71-636
Average Per Game	51.8	70.7
PUNTS-Yards	50-1857	49-1960
Average Per Punt	37.1	40.0
Net punt average	32.9	36.4
KICKOFFS-Yards	45-2716	53-3305
Average Per Kick	60.4	62.4
Net kick average	39.4	41.4
TIME OF POSSESSION/Game	27:27	32:33
3RD-DOWN Conversions	58/139	60/140
3rd-Down Pct	42%	43%
4TH-DOWN Conversions	8/16	5/10
4th-Down Pct	50%	50%
SACKS BY-Yards	17-83	25-184
MISC YARDS	0	0
TOUCHDOWNS SCORED	28	32
FIELD GOALS-ATTEMPTS	8-11	13-15
ON-SIDE KICKS	0-0	0-0
RED-ZONE SCORES	(24-28) 86%	(31-33) 94%
RED-ZONE TOUCHDOWNS	(18-28) 64%	(21-33) 64%
PAT-ATTEMPTS	(27-28) 96%	(31-31) 100%
ATTENDANCE	99602	149313
Games/Avg Per Game	5/19920	4/37328
Neutral Site Games		0/0

Score by Quarters	1st	2nd	3rd	4th	OT	Total
Utah State	66	47	48	58	0	219
Opponents	58	72	58	74	0	262



Rushing	gp	att	gain	loss	net	avg	td	lg	avg/g
LINDSEY, Tonny	9	107	548	26	522	4.9	3	35	58.0
MYERS, Kent	9	89	493	194	299	3.4	4	45	33.2
MAYS, Devante	6	37	269	10	259	7.0	3	66	43.2
HERVEY, Justen	9	10	122	4	118	11.8	1	80	13.1
HUNT, Lajuan	8	26	81	1	80	3.1	1	12	10.0
HOBBS, Damion	7	16	68	4	64	4.0	5	11	9.1
BRIGHT, Gerold	6	6	51	3	48	8.0	1	41	8.0
LEWIS, Rayshad	9	6	32	5	27	4.5	0	15	3.0
BYERS, Alex	7	1	10	0	10	10.0	0	10	1.4
CORTAZZO, Ethan	9	1	3	0	3	3.0	0	3	0.3
WILLIAMS, K.	9	2	3	0	3	1.5	0	3	0.3
TEAM	5	4	0	8	-8	-2.0	0	0	-1.6
Total	9	305	1680	255	1425	4.7	18	80	158.3
Opponents	9	397	1926	198	1728	4.4	13	64	192.0

Passing	gp	effic	comp-att-int	pct	yds	td	lg	avg/g
MYERS, Kent	9	118.42	168-293-5	57.3	1896	9	68	210.7
HOBBS, Damion	7	61.64	8-19-1	42.1	68	0	24	9.7
TEAM	5	0.00	0-1-0	0.0	0	0	0	0.0
NELSON, DJ	1	200.80	1-1-0	100.0	12	0	12	12.0
Total	9	114.87	177-314-6	56.4	1976	9	68	219.6
Opponents	9	137.30	149-248-5	60.1	1731	17	61	192.3

Receiving	gp	no.	yds	avg	td	lg	avg/g
TARVER, R.	9	36	455	12.6	2	42	50.6
LEWIS, Rayshad	9	36	455	12.6	2	68	50.6
HOUSTON, Wyatt	9	30	281	9.4	2	28	31.2
RODRIGUEZ, A.	9	22	226	10.3	1	31	25.1
LINDSEY, Tonny	9	17	123	7.2	0	41	13.7
ROBERTS, B.	9	9	130	14.4	1	28	14.4
COLSTON-GREEN	8	5	128	25.6	1	49	16.0
WILLIAMS, K.	9	5	30	6.0	0	12	3.3
VAN LEEUWEN, Z.	9	4	41	10.2	0	17	4.6
HUNT, Lajuan	8	4	23	5.8	0	16	2.9
BYERS, Alex	7	2	49	24.5	0	43	7.0
HORNE, Landon	9	2	12	6.0	0	7	1.3
THOMPSON, Jake	8	1	12	12.0	0	12	1.5
MAYS, Devante	6	1	8	8.0	0	8	1.3
CORTAZZO, Ethan	9	1	3	3.0	0	3	0.3
HERVEY, Justen	9	1	0	0.0	0	0	0.0
ARTIST, Chad	6	1	0	0.0	0	0	0.0
Total	9	177	1976	11.2	9	68	219.6
Opponents	9	149	1731	11.6	17	61	192.3

Punt Returns	no.	yds	avg	td	lg
RODRIGUEZ, A.	14	97	6.9	0	22
PAINTER, Jentz	1	20	20.0	0	0
LEWIS, Rayshad	1	0	0.0	0	0
ELLISON, M.	0	1	0.0	0	1
CHENEY, Austin	0	0	0.0	1	0
Total	16	118	7.4	1	22
Opponents	6	131	21.8	1	77

Interceptions	no.	yds	avg	td	lg
LEAVITT, Dallin	2	0	0.0	0	0
ROCQUEMORE, J.	2	19	9.5	0	19
GRAY, Daniel	1	0	0.0	0	0
Total	5	19	3.8	0	19
Opponents	6	84	14.0	1	56

Kick Returns	no.	yds	avg	td	lg
WILLIAMS, K.	10	183	18.3	0	26
BRIGHT, Gerold	8	160	20.0	0	29
HUNT, Lajuan	4	69	17.2	0	29
ELLISON, M.	2	74	37.0	0	38
LINDSEY, Tonny	2	31	15.5	0	31
HERVEY, Justen	1	5	5.0	0	5
LEAVITT, Dallin	1	13	13.0	0	13
Total	28	535	19.1	0	38
Opponents	20	391	19.5	0	59

Fumble Returns	no.	yds	avg	td	lg
TAUFA, Siua	1	10	10.0	0	10
CENTERS, Devin	0	7	0.0	0	7
Total	1	17	17.0	0	10
Opponents	0	0	0.0	0	0





2016 UTAH STATE FOOTBALL STATS

Scoring	td	fg	PAT				dxp	saf	pts
			kick	rush	rcv	pass			
WARREN, Brock	-	8-10	27-28	-	-	-	-	-	51
HOBBS, Damion	5	-	-	-	-	-	-	-	30
MYERS, Kent	4	-	-	-	-	-	-	-	24
MAYS, Devante	3	-	-	-	-	-	-	-	18
LINDSEY, Tonny	3	-	-	-	-	-	-	-	18
LEWIS, Rayshad	2	-	-	-	-	-	-	-	12
TARVER, R.	2	-	-	-	-	-	-	-	12
HOUSTON, Wyatt	2	-	-	-	-	-	-	-	12
RODRIGUEZ, A.	1	-	-	-	-	-	-	-	6
CHENEY, Austin	1	-	-	-	-	-	-	-	6
HUNT, Lajuan	1	-	-	-	-	-	-	-	6
BRIGHT, Gerold	1	-	-	-	-	-	-	-	6
HERVEY, Justen	1	-	-	-	-	-	-	-	6
ROBERTS, B.	1	-	-	-	-	-	-	-	6
COLSTON-GREEN	1	-	-	-	-	-	-	-	6
ALI'IFUA, Ricky	-	-	-	-	-	-	-	-	0
EBERLE, Dominik	-	0-1	-	-	-	-	-	-	0
Total	28	8-11	27-28	-	-	-	-	-	219
Opponents	32	13-15	31-31	-	-	0-1	-	-	262

Total Offense	g	plays	rush	pass	total	avg/g
MYERS, Kent	9	382	299	1896	2195	243.9
LINDSEY, Tonny	9	107	522	0	522	58.0
MAYS, Devante	6	37	259	0	259	43.2
HOBBS, Damion	7	35	64	68	132	18.9
HERVEY, Justen	9	10	118	0	118	13.1
HUNT, Lajuan	8	26	80	0	80	10.0
BRIGHT, Gerold	6	6	48	0	48	8.0
LEWIS, Rayshad	9	6	27	0	27	3.0
NELSON, DJ	1	1	0	12	12	12.0
BYERS, Alex	7	1	10	0	10	1.4
CORTAZZO, Ethan	9	1	3	0	3	0.3
WILLIAMS, K.	9	2	3	0	3	0.3
TEAM	5	5	-8	0	-8	-1.6
Total	9	619	1425	1976	3401	377.9
Opponents	9	645	1728	1731	3459	384.3

Field Goals	fg	pct.	01-19	20-29	30-39	40-49	50-99	lg	blk
WARREN, Brock	8-10	80.0	0-0	3-3	4-6	1-1	0-0	43	0
EBERLE, Dominik	0-1	0.0	0-0	0-0	0-0	0-1	0-0	0	0

FG Sequence	Utah State	Opponents
Weber State	(31)	23
USC	37	46,(20)
Arkansas State	(38),(30)	(23),(22)
Air Force	(23),(23)	(28),(33)
Boise State	(28),32	-
Colorado State	(36)	(21)
Fresno State	(43)	(27),(49)
San Diego State	-	(21),(41),(43),(23)
Wyoming	47	(20)

Punting	no.	yds	avg	lg	tb	fc	i20	50+	blk
DALTON, Aaron	49	1857	37.9	56	4	21	16	7	1
TEAM	1	0	0.0	0	0	0	0	0	0
Total	50	1857	37.1	56	4	21	16	7	1
Opponents	49	1960	40.0	54	3	23	12	8	1

Kickoffs	no.	yds	avg	tb	ob	retn	net	ydln
THOMPSON, Jake	43	2633	61.2	22	0			
WARREN, Brock	1	40	40.0	0	0			
EBERLE, Dominik	1	43	43.0	0	0			
Total	45	2716	60.4	22	0	19.5	39.4	25
Opponents	53	3305	62.4	23	2	19.1	41.4	23

Numbers in (parentheses) indicate field goal was made.

All Purpose	g	rush	rcv	pr	kr	ir	total	avg/g
LINDSEY, Tonn	9	522	123	0	31	0	676	75.1
LEWIS, Raysha	9	27	455	0	0	0	482	53.6
TARVER, R.	9	0	455	0	0	0	455	50.6
RODRIGUEZ, A.	9	0	226	97	0	0	323	35.9
MYERS, Kent	9	299	0	0	0	0	299	33.2
HOUSTON, Wya	9	0	281	0	0	0	281	31.2
MAYS, Devante	6	259	8	0	0	0	267	44.5
WILLIAMS, K.	9	3	30	0	183	0	216	24.0
BRIGHT, Gerold	6	48	0	0	160	0	208	34.7
HUNT, Lajuan	8	80	23	0	69	0	172	21.5
ROBERTS, B.	9	0	130	0	0	0	130	14.4
COLSTON-GRE	8	0	128	0	0	0	128	16.0
HERVEY, Juste	9	118	0	0	5	0	123	13.7
ELLISON, M.	8	0	0	1	74	0	75	9.4
HOBBS, Damion	7	64	0	0	0	0	64	9.1
BYERS, Alex	7	10	49	0	0	0	59	8.4
VAN LEEUWEN,	9	0	41	0	0	0	41	4.6
PAINTER, Jentz	9	0	0	20	0	0	20	2.2
ROCQUEMORE	8	0	0	0	0	19	19	2.4
LEAVITT, Dallin	6	0	0	0	13	0	13	2.2
HORNE, Landon	9	0	12	0	0	0	12	1.3
THOMPSON, Ja	8	0	12	0	0	0	12	1.5
CORTAZZO, Et	9	3	3	0	0	0	6	0.7
TEAM	5	-8	0	0	0	0	-8	-1.6
Total	9	1425	1976	118	535	19	4073	452.6
Opponents	9	1728	1731	131	391	84	4065	451.7



2016 UTAH STATE FOOTBALL STATS



#	Defensive Leaders	gp	Tackles				Sacks		Pass defense			Fumbles		blkd	
			ua	a	tot	tfl/yds	no-yds		int-yds	brup	qbh	rcv-yds	ff	kick	saf
16	WILLIAMS, A.	9	28	32	60	3.5-6	1.0-4		.	.	3	.	1	.	.
12	HUERTA, Alex	9	13	32	45	2.0-7	.		.	.	1
37	CENTERS, Devin	9	27	18	45	3.0-11	.		.	2	2	0-7	.	.	.
0L	LEAVITT, Dallin	6	26	19	45	2.0-10	.		2-0	1	1
57	UASIKE, Leki	7	15	28	43	1.0-1	.		.	.	1
20	CARMEN, Brock	9	20	20	40	4.5-27	3.0-22		.	.	2
27	ROCQUEMORE, J.	8	23	16	39	1.0-9	1.0-9		2-19	1	1
48	CHRISTIANSEN, C	9	17	22	39	4.0-10	2.0-3		.	.	1
7	GRAY, Daniel	9	18	17	35	1.0-6	.		1-0	4
49	LARSEN, Derek	9	11	23	34	3.5-7	1.5-3		.	.	1
70	SEEFELDT, T.	9	6	25	31	4.0-14	0.5-1		.	1	1	.	1	.	.
13	DAVIS, Jalen	8	17	13	30	4.0-15	1.0-8		.	6	.	.	1	.	.
19	TOGIAI, Ian	9	4	24	28	2.0-5	1.0-3		.	.	2
95	ALI'IFUA, Ricky	9	12	10	22	5.5-16	2.5-4		.	1	3
91	TAUFA, Siua	9	10	11	21	3.5-12	1-10	.	.	.
98	FAIMALO, Edmund	9	5	14	19	1.0-1
23	FERGUSON, Gaje	5	8	10	18	1.0-2	.		.	1
8	BAILEY, Wesley	8	15	2	17	0.5-2	.		.	3
56	SCHUSTER, G.	9	3	13	16
6	HANEY, Cameron	9	8	5	13	.	.		.	2
96	'UNGA, C.	4	4	8	12	0.5-1	.		.	1
51	TE'I, Justus	9	3	7	10	2.0-9	1.5-8		.	1	1
31	PAINTER, Jentz	9	5	3	8	1.5-10	1.0-6		1	.
22	MIRANDA, P.	7	2	4	6
99	UASIKE, M.	8	.	4	4
28	WADE, Aaron	8	1	3	4
3	ELLISON, M.	8	2	1	3	1.0-12	1.0-12	
1T	TARVER, R.	9	.	2	2
25	BRIGHT, Gerold	6	1	1	2	1-0	.	.	.
55	ADEOYE, Adewale	4	.	2	2
93	WILDMAN, Jacoby	8	.	2	2	1
40	CHENEY, Austin	7	1	.	1
9	LEWIS, Rayshad	9	1	.	1
36	THOMPSON, Jake	8	.	1	1
11	HOBBS, Damion	7	1	.	1
20	OGWU, Kevin	1	.	1	1
85	HASTINGS, Derek	5	.	1	1
Total		9	307	394	701	52-193	17-83		5-19	24	21	2-17	3	1	.
Opponents		9	299	340	639	60-267	25-184		6-84	56	17	4-0	8	1	.





TEAM STATISTICS

Date	Opponent	Rushing				Receiving				Passing				Kick Returns				Punt Returns				tot off
		no.	yds	td	lg	no.	yds	td	lg	cmp-att-int	yds	td	lg	no.	yds	td	lg	no.	yds	td	lg	
Sept 1	WEBER STATE	44	428	6	80	11	100	0	24	11-17-0	100	0	24	2	38	0	29	2	28	0	22	528
Sep 10	at USC	26	49	0	8	25	204	1	43	25-39-1	204	1	43	2	43	0	31	1	0	0	0	253
Sep 16	ARKANSAS STATE	47	198	3	30	11	136	1	68	11-25-1	136	1	68	5	74	0	23	1	5	0	5	334
Sep 24	AIR FORCE	32	42	1	26	30	372	1	43	30-48-1	372	1	43	2	33	0	20	2	22	0	20	414
Oct 01	at Boise State	25	71	0	45	29	287	1	38	29-51-0	287	1	38	1	5	0	5	2	20	0	11	358
Oct 08	at Colorado State	39	251	3	41	19	205	0	40	19-34-1	205	0	40	1	29	0	29	2	1	0	1	456
Oct 22	FRESNO STATE	40	204	1	20	17	188	3	28	17-29-0	188	3	28	3	47	0	20	2	23	1	3	392
Oct 28	SAN DIEGO STATE	28	71	1	12	11	181	1	43	11-26-1	181	1	43	6	100	0	22	2	-3	0	0	252
Nov 05	at Wyoming	24	111	3	29	24	303	1	49	24-45-1	303	1	49	6	166	0	38	2	22	0	21	414
		305	1425	18	80	177	1976	9	68	177-314-6	1976	9	68	28	535	0	38	16	118	1	22	3401
	Opponents	397	1728	13	64	149	1731	17	61	149-248-5	1731	17	61	20	391	0	59	6	131	1	77	3459

Games: 9 • Avg/rush: 4.7 • Avg/catch: 11.2 • Pass eff: 114.87 • KR avg: 19.1 • PR avg: 7.4 • All purpose avg/game: 452.6 • Total offense avg/gm: 377.9

		Tackles				Sacks	Fumble		Pass Defense			blkd	PAT Attempts				off		
Date	Opponent	ua	a	total	tfl-yds	no-yds	ff	fr-yds	int-yds	qbh	brup	kick	kick	rush	rcv	saf	t/o	pts	
Sept 1	WEBER STATE	28	60	88	8.0-34	2.0-13	1	0-0	1-0	1	3	0	6-6	0	0	0	3	45	
Sep 10	at USC	52	34	86	9.0-36	2.0-10	0	0-0	1-0	1	3	0	1-1	0	0	0	0	7	
Sep 16	ARKANSAS STATE	27	44	71	9.0-32	4.0-12	0	1-17	2-19	6	3	0	4-4	0	0	0	14	34	
Sep 24	AIR FORCE	18	72	90	4.0-13	2.0-4	2	0-0	0-0	5	1	0	2-2	0	0	0	0	20	
Oct 01	at Boise State	43	16	59	5.0-16	1.0-9	0	1-0	0-0	0	2	0	1-1	0	0	0	0	10	
Oct 08	at Colorado State	40	34	74	5.0-19	1.0-11	0	0-0	0-0	4	5	0	3-3	0	0	0	0	24	
Oct 22	FRESNO STATE	27	64	91	2.0-9	1.0-6	0	0-0	0-0	2	4	1	5-5	0	0	0	0	38	
Oct 28	SAN DIEGO STATE	35	34	69	5.0-16	2.0-4	0	0-0	0-0	2	0	0	1-2	0	0	0	0	13	
Nov 05	at Wyoming	37	36	73	5.0-18	2.0-14	0	0-0	1-0	0	3	0	4-4	0	0	0	7	28	
		307	394	701	52.0-193	17.0-83	3	2-17	5-19	21	24	1	27-28	0	0	0	24	219	
Opponents		299	340	639	60.0-267	25.0-184	8	4-0	6-84	17	56	1	31-31	0	0	0	45	262	

		Punting										Field Goals			Kickoffs				
Date	Opponent	no.	yds	avg	long	blkd	tb	fc	50+	i20	md-att	long	blkd	no.	yds	avg	tb	ob	
Sept 1	WEBER STATE	2	39	19.5	22	0	0	0	0	0	1-1	31	0	8	488	61.0	5	0	
Sep 10	at USC	6	217	36.2	56	1	1	0	1	2	0-1	0	0	2	83	41.5	0	0	
Sep 16	ARKANSAS STATE	8	303	37.9	49	0	1	2	0	2	2-2	38	0	7	435	62.1	4	0	
Sep 24	AIR FORCE	3	100	33.3	38	0	0	3	0	2	2-2	23	0	5	288	57.6	2	0	
Oct 01	at Boise State	9	352	39.1	51	0	0	4	3	4	1-2	28	0	3	195	65.0	1	0	
Oct 08	at Colorado State	7	268	38.3	54	0	2	2	1	2	1-1	36	0	5	300	60.0	3	0	
Oct 22	FRESNO STATE	4	131	32.8	38	0	0	4	0	2	1-1	43	0	7	429	61.3	3	0	
Oct 28	SAN DIEGO STATE	7	310	44.3	52	0	0	6	1	1	0-0	0	0	3	185	61.7	1	0	
Nov 05	at Wyoming	4	137	34.2	54	0	0	0	1	1	0-1	0	0	5	313	62.6	3	0	
		50	1857	37.1	56	1	4	21	7	16	8-11	43	0	45	2716	60.4	22	0	
Opponents		49	1960	40.0	54	1	3	23	8	12	13-15	49	0	53	3305	62.4	23	2	





OPPONENT STATISTICS

Date	Opponent	Rushing				Receiving				Passing				Kick Returns				Punt Returns				tot off
		no.	yds	td	lg	no.	yds	td	lg	cmp-att-int	yds	td	lg	no.	yds	td	lg	no.	yds	td	lg	
Sept 1	WEBER STATE	41	108	1	16	15	137	0	25	15-27-1	137	0	25	3	28	0	10	0	0	0	0	245
Sep 10	at USC	44	178	1	20	28	244	4	27	28-37-1	244	4	27	1	13	0	13	2	121	1	77	422
Sep 16	ARKANSAS STATE	31	70	1	14	20	287	1	44	20-33-2	287	1	44	3	36	0	15	0	0	0	0	357
Sep 24	AIR FORCE	52	213	2	20	5	113	1	47	5-13-0	113	1	47	2	82	0	59	0	0	0	0	326
Oct 01	at Boise State	40	154	0	25	17	230	3	61	17-26-0	230	3	61	2	46	0	25	2	2	0	6	384
Oct 08	at Colorado State	47	224	2	56	17	240	2	60	17-32-0	240	2	60	1	20	0	20	1	0	0	0	464
Oct 22	FRESNO STATE	39	114	1	20	27	205	1	22	27-44-0	205	1	22	4	69	0	22	0	0	0	0	319
Oct 28	SAN DIEGO STATE	57	400	2	64	4	14	1	10	4-10-0	14	1	10	2	62	0	56	0	0	0	0	414
Nov 05	at Wyoming	46	267	3	56	16	261	4	46	16-26-1	261	4	46	2	35	0	23	1	8	0	8	528
		397	1728	13	64	149	1731	17	61	149-248-5	1731	17	61	20	391	0	59	6	131	1	77	3459
Utah State		305	1425	18	80	177	1976	9	68	177-314-6	1976	9	68	28	535	0	38	16	118	1	22	3401

Games: 9 • Avg/rush: 4.4 • Avg/catch: 11.6 • Pass effic: 137.30 • KR avg: 19.5 • PR avg: 21.8 • All purpose avg/game: 451.7 • Total offense avg/gm: 384.3

		Tackles				Sacks	Fumble		Pass Defense			blkd	PAT Attempts			off		
Date	Opponent	ua	a	total	tfl-yds	no-yds	ff	fr-yds	int-yds	qbh	brup	kick	kick	rush	rcv	saf	t/o	pts
Sept 1	WEBER STATE	23	52	75	6.0-13	0.0-0	0	0-0	0-0	0	4	0	0-0	0	0	0	0	6
Sep 10	at USC	38	26	64	6.0-26	2.0-17	0	0-0	1-0	0	7	1	6-6	0	0	0	7	45
Sep 16	ARKANSAS STATE	32	54	86	9.0-38	3.0-25	1	0-0	1-0	5	5	0	2-2	0	0	0	0	20
Sep 24	AIR FORCE	39	42	81	11.0-59	6.0-45	1	1-0	1-0	3	8	0	3-3	0	0	0	14	27
Oct 01	at Boise State	42	18	60	6.0-28	4.0-22	0	0-0	0-0	0	9	0	3-3	0	0	0	0	21
Oct 08	at Colorado State	44	22	66	7.0-46	4.0-38	3	1-0	1-0	4	8	0	4-4	0	0	0	0	31
Oct 22	FRESNO STATE	24	52	76	3.0-6	0.0-0	0	0-0	0-0	3	3	0	2-2	0	0	0	0	20
Oct 28	SAN DIEGO STATE	17	50	67	6.0-23	3.0-13	1	1-0	1-28	2	2	0	4-4	0	0	0	10	40
Nov 05	at Wyoming	40	24	64	6.0-28	3.0-24	2	1-0	1-56	0	10	0	7-7	0	0	0	14	52
		299	340	639	60.0-267	25.0-184	8	4-0	6-84	17	56	1	31-31	0	0	0	45	262
Utah State		307	394	701	52.0-193	17.0-83	3	2-17	5-19	21	24	1	27-28	0	0	0	24	219

		Punting										Field Goals			Kickoffs				
Date	Opponent	no.	yds	avg	long	blkd	tb	fc	50+	i20	md-att	long	blkd	no.	yds	avg	tb	ob	
Sept 1	WEBER STATE	7	300	42.9	53	0	1	2	1	3	0-1	0	0	2	124	62.0	0	0	
Sep 10	at USC	2	83	41.5	42	0	0	0	0	0	1-2	20	0	8	505	63.1	6	0	
Sep 16	ARKANSAS STATE	7	248	35.4	39	0	0	6	0	1	2-2	23	0	5	305	61.0	0	0	
Sep 24	AIR FORCE	6	221	36.8	45	0	0	3	0	1	2-2	33	0	6	374	62.3	3	1	
Oct 01	at Boise State	7	306	43.7	51	0	0	5	1	4	0-0	0	0	4	252	63.0	3	0	
Oct 08	at Colorado State	7	320	45.7	52	0	1	4	1	2	1-1	21	0	6	367	61.2	4	1	
Oct 22	FRESNO STATE	6	168	28.0	51	1	0	3	1	0	2-2	49	0	5	301	60.2	2	0	
Oct 28	SAN DIEGO STATE	3	132	44.0	51	0	0	0	2	1	4-4	43	0	8	508	63.5	2	0	
Nov 05	at Wyoming	4	182	45.5	54	0	1	0	2	0	1-1	20	0	9	569	63.2	3	0	
		49	1960	40.0	54	1	3	23	8	12	13-15	49	0	53	3305	62.4	23	2	
Utah State		50	1857	37.1	56	1	4	21	7	16	8-11	43	0	45	2716	60.4	22	0	





2016 UTAH STATE FOOTBALL STATS

GAME-BY-GAME STARTERS

OFFENSE	LT	LG	OC	RG	RT	RB	TE/WR*	WR	WR/TE*	WR/RB*	QB
Weber St.	Albrecht	Hockel	Stephens	Simonich	Brooksby	Mays	Houston	Van Leeuwen	Rodriguez	Lindsey*	Myers
at USC	Albrecht	Hockel	Stephens	Simonich	Brooksby	Mays	Houston	Van Leeuwen	Rodriguez	Lewis	Myers
Arkansas St.	Albrecht	Hockel	Stephens	Simonich	Brooksby	Lindsey	Houston	Colston-Green	Palange*	Tarver	Myers
Air Force	Albrecht	Hockel	Stephens	Simonich	Brooksby	Lindsey	Lewis*	Van Leeuwen	Rodriguez	Hervey*	Myers
at Boise St.	Albrecht	Hockel	Stephens	Simonich	Brooksby	Lindsey	Houston	Tarver	Rodriguez	Lewis	Myers
at Colorado St.	Albrecht	Hockel	Stephens	Simonich	Brooksby	Hunt	Williams*	Roberts	Rodriguez	Lewis	Myers
Fresno St.	Albrecht	Hockel	Stephens	Simonich	Brooksby	Lindsey	Houston	Van Leeuwen	Rodriguez	Tarver	Myers
San Diego St.	Albrecht	Hockel	Stephens	Simonich	Brooksby	Lindsey	Houston	Colston-Green	Lewis	Tarver	Myers
at Wyoming	Boyer	Albrecht	Stephens	Uluave	Simonich	Lindsey	Houston	Van Leeuwen	Horne*	Lewis	Myers
New Mexico											
at Nevada											
at BYU											
DEFENSE	DE	NG	DT	LB/DT*	LB	LB	CB/LB*	CB/FS*	CB	FS	SS
Weber St.	Togia	Seefeldt	Ali'ifua	Larsen	Uasike	Huerta	Davis	Rocquemore*	Gray	Centers	Leavitt
at USC	Togia	Seefeldt	Ali'ifua	Larsen	Uasike	Huerta	Davis	Bailey	Gray	Centers	Leavitt
Arkansas St.	Togia	Seefeldt	Ali'ifua	Larsen	Carmen	Huerta	Davis	Rocquemore*	Bailey	Centers	Leavitt
Air Force	Togia	Seefeldt	Ali'ifua	Larsen	Carmen	Huerta	Williams*	Davis	Gray	Centers	Leavitt
at Boise St.	Togia	Seefeldt	Ali'ifua	Larsen	Carmen	Huerta	Williams*	Davis	Gray	Centers	Rocquemore
at Colorado St.	Faimalo	Seefeldt	Ali'ifua	Larsen	Carmen	Huerta	Toback*	Davis	Gray	Centers	Rocquemore
Fresno St.	Faimalo	Seefeldt	Ali'ifua	Larsen	Uasike	Huerta	Haney	Davis	Gray	Centers	Rocquemore
San Diego St.	Faimalo	Seefeldt	Ali'ifua	M. Uasike	Christiansen	Carmen	L. Uasike*	Davis	Bailey	Rocquemore	Leavitt
at Wyoming	Faimalo	Seefeldt	Ali'ifua	Williams	Christiansen	Te'i	Gray	Bailey	Centers	Ferguson	Leavitt
New Mexico											
at Nevada											
at BYU											

GAME-BY-GAME STATISTICS

OFFENSE										
(att-yds-TD-LG)	Rushing	Passing (C-A-TD-YD-INT-LG)	Total Off.	FD	TO	Pen.	Punts	Time	Pts.	
Weber St.	44-428-6-80	11-17-0-100-0-24	61-528-6-80	23	0	4-30	2-39	25:10	45	
at USC	26-49-0-8	25-39-1-204-1-43	65-253-1-43	13	1	5-38	6-217	27:24	7	
Arkansas St.	47-198-3-30	11-25-1-136-1-68	72-334-4-68	18	1	6-54	8-303	30:43	34	
Air Force	32-42-1-26	30-48-1-372-1-43	80-414-2-43	22	2	7-46	3-100	29:31	20	
at Boise St.	25-71-0-45	29-51-1-287-0-38	76-358-1-45	18	0	12-90	9-352	28:48	10	
at Colorado St.	39-251-3-41	20-35-1-210-1-40	74-461-3-41	23	2	9-71	7-268	26:31	24	
Fresno St.	40-204-1-20	17-29-3-188-0-28	69-392-4-28	24	0	5-40	4-131	26:30	38	
San Diego St.	28-71-1-12	11-26-1-181-1-43	54-252-2-43	12	1	4-39	7-310	23:15	13	
at Wyoming	24-111-3-29	24-45-1-303-1-49	69-414-4-49	21	2	7-58	4-137	27:59	28	
New Mexico										
at Nevada										
at BYU										
DEFENSE										
(att-yds-TD-LG)	Rushing	Passing (C-A-TD-YD-INT-LG)	Total Off.	FD	TO	Pen.	Punts	Time	Pts.	
Weber St.	41-108-1-16	15-27-0-137-1-25	68-245-1-25	16	1	2-15	7-300	34:50	6	
at USC	44-178-1-20	28-37-4-244-1-27	81-422-5-27	29	1	5-51	2-83	32:36	45	
Arkansas St.	31-70-1-14	20-33-1-287-2-44	64-357-2-44	16	3	18-129	7-248	29:17	20	
Air Force	52-213-2-20	5-13-1-113-1-47	65-326-3-47	17	0	8-66	6-221	30:29	27	
at Boise St.	40-154-0-25	17-26-3-230-0-61	66-384-3-61	19	1	8-101	7-306	31:12	21	
at Colorado St.	47-224-2-56	17-32-2-240-0-60	79-464-4-60	22	0	8-79	7-320	32:19	31	
Fresno St.	39-114-1-20	27-44-1-0-205-22	83-319-2-22	23	0	10-80	6-168	33:30	20	
San Diego St.	57-400-2-64	4-10-1-14-0-10	67-414-3-64	20	0	4-40	3-132	36:45	40	
at Wyoming	46-267-3-56	16-26-4-261-1-46	72-528-7-56	25	1	7-70	4-182	32:01	52	
New Mexico										
at Nevada										
at BYU										
RUSHING										
(att-yds-TD-LG)	Bright	Cortazzo	Hervey	Hobbs	Hunt	Lewis	Lindsey	Mays	Myers	Williams
Weber St.	0-0-0-0	0-0-0-0	3-84-1-80	1-8-0-8	2-12-1-9	0-0-0-0	11-67-1-35	18-208-3-66	7-53-0-25	0-0-0-0
at USC	0-0-0-0	1-3-0-3	4-6-0-7	0-0-0-0	1-2-0-2	1-0-0-0	4-17-0-17	8-24-0-7	7-3-0-8	0-0-0-0
Arkansas St.	3-10-0-4	0-0-0-0	2-2-0-2	2-5-1-4	10-20-0-11	0-0-0-0	19-98-2-28	0-0-0-0	11-63-0-30	0-0-0-0
Air Force	0-0-0-0	0-0-0-0	1-26-0-26	0-0-0-0	0-0-0-0	0-0-0-0	17-18-0-8	1-2-0-2	13-(-4)-1-24	0-0-0-0
at Boise St.	0-0-0-0	0-0-0-0	0-0-0-0	0-0-0-0	5-9-0-3	0-0-0-0	8-15-0-6	0-0-0-0	12-47-0-45	0-0-0-0
at Colorado St.	2-41-1-41	0-0-0-0	0-0-0-0	0-0-0-0	2-5-0-4	2-16-0-15	17-137-0-26	0-0-0-0	15-50-2-18	1-3-0-3
Fresno St.	0-0-0-0	0-0-0-0	0-0-0-0	1-4-1-4	4-24-0-12	1-14-0-14	23-90-0-20	0-0-0-0	8-66-0-15	0-0-0-0
San Diego St.	0-0-0-0	0-0-0-0	0-0-0-0	6-23-0-11	1-3-0-3	1-(-5)-0-0	3-5-0-2	8-19-0-10	9-26-1-12	0-0-0-0
at Wyoming	1-(-2)-0-0	0-0-0-0	0-0-0-0	6-24-3-11	1-5-0-5	1-2-0-2	5-75-0-29	2-6-0-7	7-1-0-9	1-0-0-0
New Mexico										
at Nevada										
at BYU										

Others: Byers (1-10-0-10 vs. Fresno St.)





PASSING

(c-a-i-yds-TD-LG)

	Myers	Hobbs	Nelson
Weber St.	11-17-0-100-0-24	0-0-0-0-0-0	0-0-0-0-0-0
at USC	25-37-1-204-1-43	0-2-0-0-0-0	0-0-0-0-0-0
Arkansas St.	11-25-1-136-1-68	0-0-0-0-0-0	0-0-0-0-0-0
Air Force	29-47-1-360-1-43	0-0-0-0-0-0	1-1-0-12-0-12
at Boise St.	29-50-0-287-1-38	0-0-0-0-0-0	0-0-0-0-0-0
at Colorado St.	18-33-1-205-0-40	1-1-0-0-0-0	0-0-0-0-0-0
Fresno St.	17-29-0-188-3-20	0-0-0-0-0-0	0-0-0-0-0-0
San Diego St.	11-26-1-181-1-43	0-0-0-0-0-0	0-0-0-0-0-0
Wyoming	17-29-0-235-1-49	7-16-1-68-0	0-0-0-0-0-0
New Mexico			
at Nevada			
at BYU			

RECEIVING

(no-yds-TD-LG)

	Byers	Horne	Houston	Lewis	Lindsey	Roberts	Rodriguez	Tarver	Van Leeuwen	Williams
Weber St.	0-0-0-0	1-5-0-5	3-32-0-17	3-26-0-24	0-0-0-0	0-0-0-0	1-9-0-9	0-0-0-0	2-28-0-17	0-0-0-0
at USC	1-6-0-6	1-7-0-7	4-33-1-13	4-34-0-24	4-8-0-4	1-6-0-6	2-11-0-9	4-37-0-15	0-0-0-0	1-9-0-0
Arkansas St.	0-0-0-0	0-0-0-0	3-28-0-16	2-73-0-68	1-12-0-12	0-0-0-0	1-1-0-1	3-24-1-13	0-0-0-0	0-0-0-0
Air Force	0-0-0-0	0-0-0-0	1-4-0-4	3-52-1-43	4-40-0-24	2-32-0-24	7-64-0-20	9-143-0-42	2-13-0-7	1-12-0-12
at Boise St.	0-0-0-0	0-0-0-0	3-41-0-16	7-82-0-38	3-(-2)-0-1	3-35-0-14	6-89-1-31	5-29-0-9	0-0-0-0	0-0-0-0
at Colorado St.	0-0-0-0	0-0-0-0	3-23-0-11	7-106-0-40	3-16-0-9	0-0-0-0	0-0-0-0	1-36-0-36	0-0-0-0	2-5-0-8
Fresno St.	0-0-0-0	0-0-0-0	5-43-1-28	2-4-0-5	1-8-0-8	2-49-1-28	3-26-0-11	3-54-1-25	0-0-0-0	1-4-0-4
San Diego St.	1-43-0-43	0-0-0-0	3-40-0-25	1-22-0-22	0-0-0-0	0-0-0-0	1-18-0-18	3-28-0-14	0-0-0-0	0-0-0-0
at Wyoming	0-0-0-0	0-0-0-0	5-37-0-18	7-56-1-18	1-41-0-41	1-8-0-8	1-8-0-8	8-104-0-24	0-0-0-0	0-0-0-0
New Mexico										
at Nevada										
at BYU										

Others: Artist (1-0-0-0 vs. Weber St.); Cortazzo (1-3-0-3 at CSU); Colston-Green (1-43-0-43 at USC; 1-6-0-6 at BSU; 2-30-1-23 vs. SDSU); Hervey (1-0-0-0 at CSU); Hunt (1-2-0-2 at USC; 1-(-2)-0-0 vs. ASU; 1-7-0-7 at BSU; 1-16-0-16 at CSU); Mays (1-8-0-8 at USC); Thompson (1-12-0-12 vs. Air Force)

FIELD GOALS (underlined are good)

(made-att)

	Warren	Eberle
Weber St.	<u>31</u>	--
at USC	<u>37</u>	--
Arkansas St.	<u>38</u> , <u>30</u>	--
Air Force	<u>23</u> , <u>23</u>	--
at Boise St.	<u>28</u> , <u>32</u>	--
at Colorado St.	<u>36</u>	--
Fresno St.	<u>43</u>	--
San Diego St.	--	--
at Wyoming	--	47
New Mexico		
at Nevada		
at BYU		

^ = blocked kick

PUNTING

	(no.-avg.-LG)	50+	In 20	In 10
Dalton				
Weber St.	2-19.5-22	0	0	0
at USC	5-43.4-56	1	2	0
Arkansas St.	8-37.9-49	0	2	0
Air Force	3-33.3-38	0	2	0
at Boise St.	9-39.1-51	3	4	3
at Colorado St.	7-38.3-54	1	2	0
Fresno St.	4-32.8-38	0	2	0
San Diego St.	7-44.3-52	1	1	1
at Wyoming	4-34.2-54	1	1	1
New Mexico				
at Nevada				
at BYU				

PUNT RETURNS

(no-yds-TD-LG)

	Rodriguez	Lewis
Weber St.	2-28-0-22	0-0-0-0
at USC	1-0-0-0	0-0-0-0
Arkansas St.	1-5-0-5	0-0-0-0
Air Force	2-22-0-20	0-0-0-0
at Boise St.	2-20-0-11	0-0-0-0
at Colorado St.	2-1-0-1	0-0-0-0
Fresno St.	1-3-0-3	0-0-0-0
San Diego St.	2-(-3)-0-0	0-0-0-0
at Wyoming	1-21-0-21	1-0-0-0
New Mexico		
at Nevada		
at BYU		

KICKOFF RETURNS

(no-yds-TD-LG)

	Bright	Ellison	Hervey	Hunt	Leavitt	Lindsey	Williams
Weber St.	0-0-0-0	0-0-0-0	0-0-0-0	1-29-0-29	0-0-0-0	0-0-0-0	1-9-0-9
at USC	0-0-0-0	0-0-0-0	0-0-0-0	0-0-0-0	0-0-0-0	1-31-0-31	1-12-0-12
Arkansas St.	0-0-0-0	0-0-0-0	0-0-0-0	0-0-0-0	0-0-0-0	1-0-0-0	4-74-0-23
Air Force	1-20-0-20	0-0-0-0	0-0-0-0	0-0-0-0	1-13-0-13	0-0-0-0	0-0-0-0
at Boise St.	0-0-0-0	0-0-0-0	1-5-0-5	0-0-0-0	0-0-0-0	0-0-0-0	0-0-0-0
at Colorado St.	1-29-0-29	0-0-0-0	0-0-0-0	0-0-0-0	0-0-0-0	0-0-0-0	0-0-0-0
Fresno St.	0-0-0-0	0-0-0-0	0-0-0-0	1-9-0-9	0-0-0-0	0-0-0-0	2-38-0-20
San Diego St.	4-69-0-22	0-0-0-0	0-0-0-0	2-31-0-16	0-0-0-0	0-0-0-0	0-0-0-0
at Wyoming	2-42-0-22	2-74-0-38	0-0-0-0	0-0-0-0	0-0-0-0	0-0-0-0	2-50-0-26
New Mexico							
at Nevada							
at BYU							





2016 UTAH STATE FOOTBALL STATS

DEFENSIVE TACKLES (S-A-Total)

Defensive Line	Ali'ifua	Faimalo	Schuster	Seefeldt	Taufa	Togiai	'Unga	M. Uasike	Wildman
Weber St.	2-1-3	0-2-2	0-3-3	1-1-2	0-0-0	0-6-6	0-1-1	0-0-0	0-0-0
at USC	1-1-2	1-2-3	1-1-2	0-2-2	2-1-3	0-3-3	0-0-0	0-0-0	0-0-0
Arkansas St.	1-1-2	0-1-1	0-0-0	0-4-4	0-0-0	0-3-3	0-0-0	0-0-0	0-1-1
Air Force	2-3-5	1-2-3	0-3-3	0-7-7	0-2-2	0-4-4	0-0-0	0-1-1	0-1-1
at Boise St.	2-1-3	2-0-2	2-1-3	1-2-3	2-0-2	0-1-1	0-0-0	0-1-1	0-0-0
at Colorado St.	2-1-3	1-2-3	0-1-0	3-6-9	3-2-5	1-0-1	0-0-0	0-2-2	0-0-0
Fresno St.	0-0-0	0-4-4	0-2-2	0-2-2	0-3-3	1-6-7	0-2-2	0-0-0	0-0-0
San Diego St.	0-2-2	0-1-1	0-0-0	0-0-0	3-2-5	1-0-1	2-4-6	0-0-0	0-0-0
at Wyoming	2-0-2	0-0-0	0-2-2	1-1-2	0-1-1	1-1-2	2-1-3	0-0-0	0-0-0
New Mexico									
at Nevada									
at BYU									

Linebackers	Carmen	Christiansen	Huerta	Larsen	Miranda	Te'i	L. Uasike	Williams
Weber St.	4-1-5	2-3-5	1-6-7	0-3-3	0-2-2	2-1-3	4-5-9	3-4-7
at USC	2-0-2	0-1-1	1-2-3	3-4-7	0-0-0	1-1-2	4-3-7	5-1-6
Arkansas St.	6-6-12	2-2-4	1-1-2	1-2-3	0-0-0	0-1-1	0-0-0	3-3-6
Air Force	0-7-7	0-0-0	0-13-13	0-5-5	0-0-0	0-1-1	0-2-2	1-10-11
at Boise St.	3-1-4	0-0-0	2-0-2	1-2-3	1-1-2	0-0-0	2-1-3	7-0-7
at Colorado St.	1-1-2	2-2-4	3-3-6	1-1-2	0-0-0	0-0-0	5-2-7	1-1-2
Fresno St.	0-3-3	2-7-9	2-2-4	3-5-8	1-1-2	0-0-0	0-10-10	0-1-1
San Diego St.	3-0-3	5-3-8	1-3-4	1-1-2	0-0-0	0-0-0	0-5-5	3-4-7
at Wyoming	1-1-2	4-4-8	2-2-4	1-0-1	0-0-0	0-3-3	0-0-0	5-8-13
New Mexico								
at Nevada								
at BYU								

Secondary	Bailey	Centers	Davis	Ellison	Ferguson	Gray	Haney	Leavitt	Ogwu	Painter	Rocquemore
Weber St.	0-1-1	2-3-5	0-1-1	1-0-1	0-3-3	1-5-6	0-0-0	4-2-6	0-1-1	0-1-1	1-2-3
at USC	6-1-7	5-1-6	6-0-6	0-1-1	0-0-0	1-0-1	0-0-0	8-7-15	0-0-0	1-0-1	3-2-5
Arkansas St.	2-0-2	3-4-7	1-3-4	0-0-0	0-0-0	1-2-3	0-1-1	2-1-3	0-0-0	0-1-1	4-3-7
Air Force	0-0-0	3-2-5	5-3-8	0-0-0	0-0-0	1-1-2	0-1-1	2-3-5	0-0-0	0-0-0	2-0-2
at Boise St.	3-0-3	4-1-5	1-2-3	0-0-0	0-0-0	6-0-6	0-1-1	0-0-0	0-0-0	1-0-1	3-1-4
at Colorado St.	0-0-0	5-1-6	1-2-3	0-0-0	0-0-0	2-3-5	1-0-1	0-0-0	0-0-0	2-0-2	6-4-10
Fresno St.	0-0-0	4-6-10	3-2-5	0-0-0	0-0-0	1-2-3	6-2-8	0-0-0	0-0-0	1-1-2	3-2-5
San Diego St.	1-0-1	0-0-0	0-0-0	0-0-0	0-0-0	2-2-4	1-0-1	8-1-9	0-0-0	0-0-0	1-2-3
at Wyoming	3-0-3	1-0-1	0-0-0	1-0-1	6-4-10	3-2-5	0-0-0	2-5-7	0-0-0	0-0-0	0-0-0
New Mexico											
at Nevada											
at BYU											

Others: Cheney (1-0-1 vs. SDSU)

DEFENSIVE SPECIAL PLAYS

Opponent	Sacks	Int.	FF	FR	PBU	QBH
Weber St.	Carmen (1.0), Rocquemore (1.0)	Leavitt (1)	Seefeldt (1)	None	Bailey (1), Centers (1) Davis (1)	Wildman (1) Ali'ifua (1)
at USC	Davis (1.0), Larsen (1.0)	Rocquemore (1)	None	None	Gray (1), Leavitt (1), Te'i (1)	None
Arkansas St.	Carmen (1.0), Christiansen (1.0), Ali'ifua (0.5), Larsen (0.5), Seefeldt (0.5), Te'i (0.5)	Rocquemore (1)	None	Taufa (1)	Centers (1), Davis (1), Gray (1)	Carmen (2), Ali'ifua (1), Centers (1), Seefeldt (1), Togiai (1)
Air Force	Ali'ifua (1.0), Williams (1.0)	None	Carmen (1), Davis (1)	None	Davis (1) Togiai (1)	Williams (2), Ali'ifua (1), Huerta (1),
at Boise St.	Rocquemore (1.0)	None	None	Bright (1)	Centers (1), Davis (1)	None
at Colorado St.	Carmen (1.0)	None	None	None	Davis (2), Ali'ifua (1), Gray (1), Rocquemore (1)	Larsen (1), Te'i (1), L. Uasike (1), Williams (1)
Fresno St.	Painter (1.0)	None	None	None	Bailey (2), Haney (2)	Christiansen (1), Rocquemore (1)
San Diego St.	Christiansen (1.0), Togiai (1.0)	None	None	None	None	Centers (1), Leavitt (1)
at Wyoming	Ali'ifua (1.0), Ellison (1.0)	Gray (1)	None	None	Ferguson (1), 'Unga (1), Seefeldt (1)	None

New Mexico
at Nevada
at BYU

* = TD



2016 UTAH STATE FOOTBALL STATS



2016 CAPTAINS

NO	NAME	YR	POS
2	Dallin Leavitt	JR	BS
2	Kent Myers	JR	QB
12	Alex Huerta	JR	LB
12	DJ Nelson	SO	QB
13	Jalen Davis	JR	CB
19	Ian Togiai	SR	DE
27	Jontrell Rocquemore	SO	FS
49	Derek Larsen	SO	LB
59	Austin Stephens	SR	OC
65	Austin Albrecht	SR	OL
70	Travis Seefeldt	SR	NG
76	Jake Simonich	SR	OL
83	Wyatt Houston	SR	TE
87	Dax Raymond	SO	TE
95	Ricky Ali'ifua	SR	DE

MW POW NOMINEES

(offense-defense-special teams)

	Offense	Defense	Special
WSU	Mays	Leavitt	Warren
USC	Houston	Leavitt	Lindsey, Jr.
ASU	Lindsey, Jr.	Carmen	Warren
AFA	Tarver	Huerta	Warren
BSU	Myers	Gray	Dalton
CSU	Lindsey	Seefeldt	Warren
FS	Myers	Centers	Painter
SDSU	Myers	Leavitt	Dalton
WYO	Hobbs	Gray	Ellison

UNM
NEV
BYU

Underline = 2016 winner

RED ZONE

	Utah State			Opponent		
	#	TD	FG	#	TD	FG
WSU	4	3	1	2	1	1
USC	2	1	0	6	5	1
ASU	4	3	1	3	1	2
AFA	4	1	2	5	3	2
BSU	2	0	1	1	1	0
CSU	3	2	1	4	3	1
FS	4	3	0	3	2	1
SDSU	1	1	0	4	2	2
WYO	4	4	0	5	3	1

UNM
NEV
BYU

USU - 28 Poss., 24 Scores (86%)

Opp - 33 Poss., 31 Scores (94%)

POINTS OFF TURNOVERS

	Utah State			Opponent		
	#	TD	FG	#	TD	FG
WSU	1	0	1	0	0	0
USC	1	0	0	1	1	0
ASU	3	2	0	1	0	0
AFA	0	0	0	2	2	0
BSU	1	0	0	0	0	0
CSU	0	0	0	2	0	0
FS	0	0	0	0	0	0
SDSU	0	0	0	1	1	0
WYO	1	1	0	2	2	0

UNM
NEV
BYU

USU - 7 TOs, 4 Scores (57%)

Opp. - 9 TOs, 6 Scores (67%)

SCORE BY QUARTERS

	Utah State	Opponent
WSU	14-7-10-14=45	0-6-0-0=6
USC	0-0-7-0=7	7-14-10-14=45
ASU	17-7-3-7=34	0-0-14-6=20
AFA	7-3-0-10=20	3-14-0-10=27
BSU	0-3-0-7=10	7-0-7-7=21
CSU	14-10-0-0=24	10-0-14-7=31
FS	7-10-7-14=38	7-7-3-3=20
SDSU	7-0-0-6=13	10-10-3-17=40
WYO	0-7-21-0=28	14-21-7-10=52

UNM
NEV
BYU

USU - 66-47-48-58=219

Opp. - 58-72-58-74=262

EXPLOSIVES

(20-Plus Yard Plays)

	Utah State			Opponent		
	Run	Pass	TD	Run	Pass	TD
WSU	5	1	3	0	1	0
USC	0	2	0	1	2	0
ASU	3	1	1	0	5	1
AFA	2	6	1	1	2	0
BSU	1	3	1	1	4	2
CSU	3	4	1	2	2	1
FS	1	4	1	1	1	0
SDSU	0	4	1	5	0	1
WYO	2	4	0	3	5	4

Totals

INDIVIDUAL EXPLOSIVES

(20-Plus Yard Plays)

(Touchdowns Underlined>

Rushing (17)

Bright - 41
 Hervey - 80, 26
 Lindsey, Jr. - 35, 28, 26, 22, 20, 29, 26
 Mays - 66, 20
 Myers - 25, 30, 20, 24, 45

Receiving (29)

Byers - 43
 Colston-Green - 43, 23, 49
 Houston - 28, 25
 Lewis - 24, 24, 68, 43, 38, 25, 40, 27, 22
 Lindsey - 24, 41
 Roberts - 24, 21, 28
 Rodriguez - 20, 30, 31
 Tarver - 42, 35, 36, 25, 23, 24





2016 UTAH STATE FOOTBALL STATS

UTAH STATE SCORING DRIVES

Opp.	Qtr	Pl-Yds	Time	Score
WSU	1	2-34	:31	Mays 18 Run
WSU	1	13-85	4:23	Mays 18 Run
WSU	2	1-61	:11	Mays 66 Run
WSU	3	7-70	2:51	Hunt 9 Run
WSU	3	11-49	4:29	Warren 31 FG
WSU	4	13-89	5:14	Lindsey 35 Run
WSU	4	1-80	:13	Hervey 80 Run
USC	3	12-75	3:49	Houston 6 Pass
ASU	1	3-9	1:02	Tarver 4 Pass
ASU	1	7-39	2:15	Warren 38 FG
ASU	1	4-25	1:22	Hobbs 1 Run
ASU	2	4-69	:52	Lindsey 28 Run
ASU	3	9-80	2:40	Warren 30 FG
ASU	4	13-91	6:53	Lindsey 1 Run
AFA	1	4-86	1:10	Lewis 43 Pass
AFA	2	14-66	5:20	Warren 23 FG
AFA	4	5-20	1:36	Warren 23 FG
AFA	4	12-75	2:25	Myers 1 Run
BSU	2	12-45	3:35	Warren 28 FG
BSU	4	14-75	4:22	Rodriguez 30 Pass
CSU	1	4-75	:59	Bright 41 Run
CSU	1	8-74	3:29	Myers 4 Run
CSU	2	7-60	2:19	Myers 14 Run
CSU	2	8-60	2:45	Warren 36 FG
FS	1	7-60	3:08	Roberts 21 Pass
FS	2	7-42	1:39	Warren 43 FG
FS	3	8-75	3:10	Houston 5 Pass
FS	4	6-59	1:17	Tarver 25 Pass
FS	4	11-75	4:27	Hobbs 4 Run
SDSU	1	7-70	2:57	Myers 10 Run
SDSU	4	13-91	5:14	Colston-Green 23 Pass
WYO	2	9-75	3:36	Hobbs 1 Run
WYO	3	5-80	1:35	Lewis 5 Pass
WYO	3	3-64	:48	Hobbs 2 Run
WYO	3	3-49	:27	Hobbs 10 Run

Non-Offensive Scores

FS	2	0-0	0:00	Cheney Blk Punt
----	---	-----	------	-----------------

OPPONENT SCORING DRIVES

Opp.	Qtr	Pl-Yds	Time	Score
WSU	2	9-60	1:51	1 Run
USC	1	3-50	:36	3 Pass
USC	2	12-87	5:36	13 Pass
USC	2	9-48	2:08	2 Pass
USC	3	14-78	5:20	20 FG
USC	4	5-33	1:50	15 Pass
USC	4	9-63	3:46	2 Run
ASU	3	7-75	3:42	4 Run
ASU	3	3-75	1:11	44 Pass
ASU	4	8-74	2:36	23 FG
ASU	4	6-19	2:57	22 FG
AFA	1	11-46	5:09	28 FG
AFA	2	5-36	1:53	4 Run
AFA	2	6-88	1:50	12 Pass
AFA	4	6-13	2:35	1 Run
AFA	4	6-16	1:36	33 FG
BSU	1	5-81	2:05	61 Pass
BSU	3	10-85	4:40	5 Pass
BSU	4	6-40	3:30	36 Pass
CSU	1	9-67	2:33	21 FG
CSU	1	8-75	3:06	19 Pass
CSU	3	4-80	1:27	60 Pass
CSU	3	10-46	3:28	1 Run
CSU	4	5-90	2:28	10 Run
FS	1	15-86	6:02	3 Run
FS	2	13-77	3:15	1 Pass
FS	3	18-65	7:37	27 FG
FS	4	8-44	2:38	49 FG
SDSU	1	2-44	:44	39 Run
SDSU	1	9-61	4:16	21 FG
SDSU	2	16-79	8:13	10 Pass
SDSU	2	5-45	1:35	41 FG
SDSU	3	9-46	4:20	43 FG
SDSU	4	12-53	6:06	23 FG
SDSU	4	2-65	:44	1 Run
WYO	1	4-75	1:29	25 Pass
WYO	1	9-94	4:08	56 Run
WYO	2	3-39	:47	15 Pass
WYO	2	14-65	6:36	1 Run
WYO	2	3-44	:25	46 Pass
WYO	3	3-75	:39	37 Pass
WYO	4	10-67	5:07	20 FG
WYO	4	4-26	1:38	15 Run

Non-Offensive Scores

USC	3	0-0	0:00	77 Punt Return
SDSU	4	0-0	0:00	28 Int. Return

AVERAGE FIELD POSITION

	Utah State	Opponent
WSU	Own 26	Own 25
USC	Own 26	Own 33
ASU	Own 35	Own 26
AFA	Own 30	Own 33
BSU	Own 26	Own 23
CSU	Own 23	Own 28
FS	Own 33	Own 23
SDSU	Own 19	Own 29
WYO	Own 29	Own 35
UNM		
NEV		
BYU		

USU Drive Start Position/Result

(-20 = inside or at own 20-yard line;
50+=drives started on other side of 50 - in
opponent territory)

	-20	TD	FG	50+	TD	FG
WSU	3	3	0	1	1	0
USC	1	0	0	0	0	0
ASU	4	1	1	3	2	0
AFA	2	1	0	2	0	2
BSU	5	0	0	1	0	0
CSU	4	0	0	0	0	0
FS	0	0	0	2	0	0
SDSU	7	1	0	0	0	0
WYO	2	1	0	1	1	0
UNM						
NEV						
BYU						

Opp. Start Position/Result

(-20 = inside or at own 20-yard line;
50+=drives started on other side of 50 - in
opponent territory)

	-20	TD	FG	50+	TD	FG
WSU	2	0	0	0	0	0
USC	2	1	0	2	2	0
ASU	6	0	1	2	0	1
AFA	4	1	0	3	2	1
BSU	5	2	0	1	1	0
CSU	4	2	0	2	1	0
FS	2	1	0	0	0	0
SDSU	2	0	0	1	1	0
WYO	2	1	0	4	3	0
UNM						
NEV						
BYU						

DRIVE CHARTS

	Drives	Scores	TD	FG	Punt	TO	Downs	Half	Safety	Scoring Pct.
Utah State	114	35	27	8	50	9	8	8	0	30.7%
Opponent	113	43	29	13	49	6	5	8	0	38.1%





UTAH STATE...

OFFENSE

- **200 Yards Rushing** - 204 vs. FRESNO STATE, 2016
- **300 Yards Rushing** - 303 at Air Force, 2015
- **400 Yards Rushing** - 428 vs. WEBER STATE, 2016
- **300 Yards Passing** - 303 at WYOMING, 2016
- **400 Yards Passing** - 426 vs. UNLV, 2012
- **500 Yards Passing** - 509 vs. Boise State, 2000
- **500 Yards Total Offense** - 528 vs. WEBER STATE, 2016
- **600 Yards Total Offense** - 646 at Louisiana Tech, 2012
- **40 Points** - 45 vs. WEBER STATE, 2016
- **50 Points** - 58 vs. Wyoming, 2015
- **60 Points** - 63 vs. Wyoming, 2011
- **70 Points** - 70 vs. Weber State, 2013
- **Safety By USU** - at Fresno State, 2015

OPPONENT...

DEFENSE

- **200 Yards Rushing** - 267 at WYOMING, 2016
- **300 Yards Rushing** - 309 at Air Force, 2015
- **400 Yards Rushing** - 400 vs. SAN DIEGO STATE, 2016
- **300 Yards Passing** - 368 at Washington, 2015
- **400 Yards Passing** - 404 at Fresno State, 2013
- **500 Yards Passing** - 505 at Texas Tech, 2000
- **500 Yards Total Offense** - 528 at WYOMING, 2016
- **600 Yards Total Offense** - 629 at Louisiana Tech, 2012
- **40 Points** - 40 vs. SAN DIEGO STATE, 2016
- **50 Points** - 52 at WYOMING, 2016
- **60 Points** - 66 at Oregon, 2008
- **70 Points** - 70 at Fresno State, 2001
- **Safety Against USU** - at Boise State, 2014

UTAH STATE INDIVIDUAL

- **100 Yards Rushing** - 17-137, TONNY LINDSEY, JR. at COLORADO STATE, 2016
- **200 Yards Rushing** - 18-208, 3 TD, DEVANTE MAYS vs. WEBER STATE, 2016
- **100 Yards Rushing by a Quarterback** - 16-191, 1 TD, Kent Myers vs. Colorado State, 2015
- **Two Players with 100 Yards Rushing** - Kerwynn Williams (20-162 2TD) and Chuckie Keeton (17-121) at Louisiana Tech, 2012
- **300 Yards Passing** - 360 (29-47-1), KENT MYERS vs. AIR FORCE, 2016
- **400 Yards Passing** - 426 (21-34-0), Chuckie Keeton vs. UNLV, 2012
- **Three TD Passes** - Kent Myers vs. FRESNO STATE, 2016
- **Four TD Passes** - Kent Myers at Air Force, 2015
- **Five or More TD Passes** - 5, Chuckie Keeton vs. Weber State, 2013
- **Two Players with 100 Yards Passing** - Chuckie Keeton (14-for-25, 114) and Kent Myers (14-for-20, 123) vs. Akron, 2015
- **100 Yards Receiving** - 8-104, RON QUA'VION TARVER at WYOMING, 2016
- **200 Yards Receiving** - 11-221, Kevin Curtis at South Florida, 2001
- **Two Players with 100 Yards Receiving** - Travis Reynolds (7-129) and Travis Van Leeuwen (4-112,) at UNLV, 2013
- **100 Yards Receiving by a Running Back** - 4-125 TD, Kerwynn Williams at Louisiana Tech, 2012
- **100 Yards Rushing and Receiving** - 162 rush, 125 rec, Kerwynn Williams, at Louisiana Tech, 2012
- **200 Yards All Purpose** - 227, Hunter Sharp vs. Air Force, 2014
- **More Than Two Rushing TD In One Game** - 3, DAMION HOBBS at WYOMING, 2016
- **More Than Three Rushing TD In One Game** - 4, Robert Turbin vs. Colorado State, 2011
- **More Than One Receiving TD In One Game** - 2, Brandon Swindall vs Akron, 2015
- **More Than Three Combined TD In One Game** - 4, Joey DeMartino (3 rush, 1 rec), at New Mexico, 2013
- **TD Pass By A Non-QB** - 44, Ronald Butler (WR), at Hawai'i, 2014
- **80-Yard Run For A Touchdown** - 80, JUSTEN HERVEY vs. WEBER STATE, 2016
- **80-Yard Pass For A Touchdown** - 81, Hunter Sharp from Darell Garretson, at Arkansas State, 2014
- **50-Yard Field Goal** - 52, Jake Thompson vs. Boise State, 2015
- **Four Field Goals** - 4, Nick Diaz at San José State, 2013
- **Kickoff Return For A Touchdown** - 96, Hunter Sharp vs. Nevada, 2015
- **Punt Return For A Touchdown** - 88, Andrew Rodriguez vs. Southern Utah, 2015
- **Interception Return For A Touchdown** - 90, Marwin Evans vs. Boise State, 2015
- **Fumble Return For A Touchdown** - 97, Jontrell Rocquemore at Washington, 2015
- **Kick Blocked For A Touchdown** - (PUNT) JENTZ PAINTER (BLOCK), AUSTIN CHENEY (TOUCHDOWN) vs. FRESNO STATE, 2016
- **Blocked Extra Point For A Conversion** - (BLOCK) David Moala, (RETURN) Torrey Green vs. Southern Utah, 2015
- **Two-Point Conversion** - (Pass) Darell Garretson to JoJo Natson vs. Northern Illinois, 2013

OPPONENT INDIVIDUAL

- **100 Yards Rushing** - 25-142, 2 TD, BRIAN HILL (WYOMING), 2016
- **200 Yards Rushing** - 32-223, DONNEL PUMPHREY (SAN DIEGO STATE), 2016
- **Two Players With 100 Yards Rushing** - DONNEL PUNPHREY (32-223) and JUWAN WASHINGTON (14-137, 2TD), SAN DIEGO STATE, 2016
- **300 Yards Passing** - 22-31-1, 368, 3 TD, Jake Browning (Washington), 2015
- **400 Yards Passing** - 36-53-2, 404, 3 TD, Derrick Carr (at Fresno State), 2013
- **100 Yards Receiving** - 7-140, TD, MICHAEL GALLUP (COLORADO STATE), 2016
- **200 Yards Receiving** - 12-205, Rishard Matthews (Nevada), 2011
- **Two Players With 100 Yards Receiving** - Mitch Mathews 8-117 TD and Jordan Leslie 4-135 (BYU), 2014
- **Three Players With 100 Yards Receiving** - C.J.Hawthorne, 9-116 TD, J.Rivers 7-130 TD and R.Grice-Mullen, 5-113 (Hawai'i), 2007
- **80-Yard Run For A Touchdown** - 92, Demarco Murray (Oklahoma), 2007
- **80-Yard Pass For A Touchdown** - 86, Lamar Jordan to Delane Hart-Johnson (New Mexico), 2015
- **50-Yard Field Goal** - 52, Jared Roberts (at Colorado State), 2014
- **Kickoff Return For A Touchdown** - 87, Bernard Reedy (Toledo), 2012
- **Punt Return For A Touchdown** - 77, ADOREE' JACKSON (USC), 2016
- **Interception Return For A Touchdown** - 28, MALIK SMITH (SAN DIEGO STATE), 2016
- **Fumble Return For A Touchdown** - 37, Tomasi Laulile (BYU), 2015
- **Kick Blocked For A Touchdown** - (Punt) 16, la Falo (Boise State), 2007





2016 UTAH STATE DEPTH CHART

OFFENSE

X-WR	82	Andrew Rodriguez (5-9, 185, Sr., 1L)
	19	Ron'quavion Tarver (6-3, 210, So., JC)
T-WR	9	Rayshad Lewis (5-10, 165, Fr., HS)
	26	Kennedy Williams (5-6, 160, Sr., 3L)
LT	73	Preston Brooksby (6-5, 295, Jr., RS)
	78	Cody Boyer (6-5, 285, So., SQ)
LG	65	Austin Albrecht (6-5, 300, Sr., 2L)
	74	Jude Hockel (6-4, 290, Sr., SQ)
C	59	Austin Stephens (6-3, 315, Sr., 2L)
	58	Demytrick Ali'ifua (6-3, 305, Fr., HS)
-or-	69	Roderick Smith (6-1, 280, Fr., RS)
RG	66	KJ Uluave (6-4, 300, So., SQ)
	67	Brandon Taukeiaho (6-2, 305, Jr., SQ)
RT	76	Jake Simonich (6-5, 305, Sr., 3L)
	52	Sean Taylor (6-5, 310, Jr., JC)
Y-TE	83	Wyatt Houston (6-4, 255, Sr., 3L)
	45	Joe Palange (6-1, 250, Sr., SQ)
Z-WR	88	Braelon Roberts (6-3, 205, Jr., 2L)
-or-	17	Zach Van Leeuwen (6-0, 185, So., 1L)
RB	32	Devante Mays (5-11, 230, Sr., 1L)
	4	Tonny Lindsey, Jr. (5-9, 195, Jr., 1L)
-or-	34	Justen Hervey (5-10, 210, So., 1L)
-or-	21	LaJuan Hunt (5-8, 200, Jr., 2L)
QB	2	Kent Myers (6-0, 200, Jr., 2L)
	11	Damion Hobbs (6-1, 225, Jr., 1L)

DEFENSE

DE	98	Edmund Faimalo (6-2, 280, Sr., 1L)
	19	Ian Togiai (6-2, 285, Jr., 2L)
NG	70	Travis Seefeldt (6-1, 305, R-Sr., 3L)
	96	Christopher 'Unga (6-0, 295, Fr., RS)
-or-	56	Gasetoto Schuster (6-0, 290, So., 1L)
DE	95	Ricky Ali'ifua (6-2, 280, Sr., 3L)
	91	Siua Taufa (6-0, 280, Sr., 2L)
OLB	20	Brock Carmen (6-3, 235, Sr., 1L)
	47	Logan Lee (6-3, 245, Fr., HS)
ILB	16	Anthony Williams (6-1, 245, R-Sr., 1L)
	57	Leki Uasike (5-9, 230, Sr., SQ)
ILB	12	Alex Huerta (6-3, 240, Jr., 1L)
	48	Chase Christiansen (6-1, 235, So., SQ)
-or-	10	Chasen Andersen (5-11, 220, So., 1L)
OLB	49	Derek Larsen (6-3, 240, So., 1L)
	51	Justus Te'i (6-3, 230, Fr., HS)
CB	13	Jalen Davis (5-10, 185, Jr., 2L)
	8	Wesley Bailey (6-1, 195, Jr., RS)
BS	2	Dallin Leavitt (5-10, 205, Jr., RS)
	3	Marquan Ellison (5-10, 200, Sr., 2L)
FS	23	Gaje Ferguson (6-0, 205, So., RS)
	37	Devin Centers (5-9, 200, Sr., 3L)
CB	7	Daniel Gray (5-10, 190, Sr., 2L)
	6	Cameron Haney (5-11, 180, Fr., RS)
	31	Jentz Painter (5-8, 180, Sr., 2L)

SPECIALISTS

P	89	Aaron Dalton (6-4, 220, So., 1L)
	36	Jake Thompson (6-0, 220, Sr., 3L)
PK/K	63	Brock Warren (6-2, 175, Sr., 1L)
-or-	36	Jake Thompson (6-0, 220, Sr., 3L)
-or-	62	Dominik Eberle (6-1, 170, Fr., RS)
LS	50	Emmett Odegard (6-1, 220, Jr., JC)
	79	Brandon Pada (5-11, 220, Fr., HS)
HLD	12	DJ Nelson (5-9, 195, So., 1L)
	89	Aaron Dalton (6-4, 220, So., 1L)
PR	82	Andrew Rodriguez (5-9, 185, Sr., 1L)
	13	Jalen Davis (5-10, 185, Jr., 2L)
KOR	34	Justen Hervey (5-10, 210, So., 1L)
	25	Gerold Bright (5-9, 180, Fr., RS)

BOLD = Returning Starter

CAREER GAMES/STARTS

76	Jake Simonich, Sr., OT	50/37	12	Alex Huerta, Jr., LB	21/7	51	Justus Te'i, Fr., LB	9/1
37	Devin Centers, Sr., S	48/22	27	Jontrell Rocquemore, So., FS	21/6	84	Ethan Cortazzo, Jr., WR	9/0
95	Ricky Ali'ifua, Sr., DE	48/20	28	Aaron Wade, So., SS	21/0	50	Emmett Odegard, So., LS	9/0
70	Travis Seefeldt, Sr., NG	48/11	17	Zach Van Leeuwen, So., WR	20/8	87	Dax Raymond, So., TE	9/0
36	Jake Thompson, Sr., K	48/0	98	Edmund Faimalo, Sr., DE	20/4	8	Wesley Bailey, Jr., CB	8/4
26	Kennedy Williams, Sr., WR	46/1	32	Devante Mays, Sr., RB	19/8	93	Jacoby Wildman, Fr., DE	8/0
83	Wyatt Houston, Sr., TE	42/26	56	Gasetoto Schuster, So., NG	19/0	57	Leki Uasike, Sr., LB	7/4
59	Austin Stephens, Sr., OC	36/36	4	Tonny Lindsey, Jr., RB	18/8	78	Cody Boyer, So., OL	7/1
31	Jentz Painter, Sr., CB	36/1	49	Derek Larsen, So., LB	18/7	99	Mohelika Uasike, Fr., NG	7/1
65	Austin Albrecht, Sr., OL	35/24	5	Jaren Colston-Green, Jr., WR	17/2	1	Alex Byers, Jr., WR	7/0
21	LaJuan Hunt, Jr., RB	35/12	34	Justen Hervey, So., RB	16/1	2	Dallin Leavitt, Jr., BS	6/6
19	Ian Togiai, Jr., DE	35/9	40	Austin Cheney, Sr., CB	16/0	46	Mason Tobeck, Fr., LB	6/1
91	Siua Taufa, Sr., DE	35/2	74	Jude Hockel, Sr., OL	14/8	14	Chad Artist, Fr., WR	6/0
13	Jalen Davis, Jr., CB	34/34	80	Tyler Fox, So., WR	14/0	25	Gerold Bright, Fr., WR	6/0
7	Daniel Gray, Sr., CB	34/16	11	Damion Hobbs, Jr., QB	14/0	22	Patrick Lee Miranda, Jr., LB	6/0
3	Marquan Ellison, Sr., CB	33/0	10	Chasen Andersen, So., LB	13/0	23	Gaje Ferguson, So., BS	5/1
2	Kent Myers, Jr., QB	25/22	64	Jarom Ioane, Jr., OL	13/0	24	Dalton Baker, Fr., LB	5/0
88	Braelon Roberts, Jr., WR	25/7	48	Chase Christiansen, So., LB	12/2	85	Derek Hastings, Fr., TE	5/0
63	Brock Warren, Sr., PK	24/0	67	Brandon Taukeiaho, Jr., OL	12/0	55	Adewale Adeoye, So., DE	4/0
82	Andrew Rodriguez, Sr., WR	22/15	66	KJ Uluave, So., OL	11/1	96	Christopher 'Unga, Fr., NG	4/0
20	Brock Carmen, Sr., LB	22/5	73	Preston Brooksby, Jr., OL	9/8	62	Dominik Eberle, Fr., PK	2/0
16	Anthony Williams, R-Sr., LB	22/4	9	Rayshad Lewis, Fr., WR	9/6	69	Roderick Smith, Fr., OL	2/0
44	Landon Horne, Sr., TE	22/2	19	Ron'quavion Tarver, So., WR	9/4	68	Dalton Forsythe, Sr., OL	1/0
89	Aaron Dalton, So., P	22/0	6	Cameron Haney, Fr., CB	9/1	26	Kevin Ogwu, Jr., CB	1/0
12	DJ Nelson, So., QB	22/0	45	Joe Palange, Sr., TE	9/1	92	Jake Templeton, So., DE	1/0

PRONUNCIATION GUIDE

55	Adewale Adeoye .. Ada-wally A-day-o-yah	38	Mason Gajkowski Guy-Cow-ski	70	Travis Seefeldt See-felt
65	Austin Albrecht All-breck	18	Makiah Gilmer Muh-kie-uh	76	Jake Simonich Sie-mon-ich
58	Demytrick Ali'ifua Ah-lee-ee-foo-uh	12	Alex Huerta Wear-ta	19	Ron'quavion Tarver Ron-kway-V-un
95	Ricky Ali'ifua Ah-lee-ee-foo-uh	64	Jarom Ioane Jer-um Yo-ah-nah	91	Siua Taufa See-wah Tau-fah
14	Chad Artist Are-tist	77	Viliamu McMoore Vil-ee-ah-mooh	67	Brandon Taukeiaho Tau-k-ah-ho
55	Andrew Chen Chin	33	Kevin Meitzenheimer Mitz-en-hi-mur	51	Justus Te'i Tay-ee
84	Ethan Cortazzo Core-taz-oo	22	Patrick Lee Miranda Mur-an-duh	19	Ian Togiai Tong-e-i
62	Dominik Eberle Eb-err-lee	4	Tonny Lindsey, Jr. Toe-Knee	57	Leki Uasike Leck-e Wa-s-kay
3	Marquan Ellison Mar-kwon	50	Emmett Odegard O-duh-guard	99	Mohelika Uasike .. Mo-heh-lee-ka Wa-s-kay
98	Edmund Faimalo Fie-mah-low	45	Joe Palange Puh-lan-gee	66	KJ Uluave Oo-lou-wa-vay
90	Ritisoni Fata Ree-fee-sony Fah-tuh	27	Jontrell Rocquemore Rock-uh-more	17	Zach Van Leeuwen Van Loo-win
15	Baron Gajkowski Guy-Cow-ski	56	Gasetoto Schuster Na-s-eh-toe-toe		



2016 UTAH STATE FOOTBALL ROSTERS



ALPHABETICAL			NUMERICAL								
No.	Name	Pos.	No.	Name	Pos.	Ht.	Wt.	Cl.	Exp.	Hometown (High School/Last School)	
55	Adeoye, Adewale	DE	1	Alex Byers	WR	6-2	185	Jr.	JC	Riverview, Fla. (Spoto HS/Antelope Valley JC)	
65	Albrecht, Austin	OL	2	Dallin Leavitt	BS	5-10	205	Jr.	RS	Portland Ore. (Central Catholic HS/BYU)	
58	Ali'ifua, Demytrick	OL	2	Kent Myers	QB	6-0	200	Jr.	2L	Rowlett, Texas (Sachse HS)	
95	Ali'ifua, Ricky	DE	3	Marquan Ellison	FS	5-10	200	Sr.	2L	Milwaukee, Wis. (Bradley Tech HS)	
94	Andersen, Caden	DE	4	Tonny Lindsey, Jr.	RB	5-9	195	Jr.	1L	Long Beach, Calif. (Woodrow Wilson HS/Cerritos JC)	
10	Andersen, Chasen	LB	5	Jaren Colston-Green	WR	6-1	175	Jr.	1L	Tallahassee, Fla. (Leon HS/Arizona Western JC)	
14	Artist, Chad	WR	6	Cameron Haney	CB	5-11	180	Fr.	RS	Los Angeles, Calif. (Cathedral HS)	
8	Bailey, Wesley	CB	7	Daniel Gray	CB	5-10	190	Sr.	2L	Fort Lauderdale, Fla. (Boyd Anderson HS/Tennessee)	
24	Baker, Dalton	LB	8	Wesley Bailey	CB	6-1	195	Jr.	RS	Huntsville, Ala. (J.O. Johnson HS/Eastern Arizona CC)	
89	Boman, Travis	TE	8	Cade Smith	QB	6-0	200	Fr.	RS	Salem, Ore. (West Salem HS)	
78	Boyer, Cody	OL	9	Rayshad Lewis	WR	5-10	165	Fr.	HS	Orlando, Fla. (Bishop Moore HS)	
25	Bright, Gerold	WR	10	Chasen Andersen	LB	5-11	220	So.	1L	Logan, Utah (Logan HS/Wisconsin)	
73	Brooksby, Preston	OL	10	Jordan Love	QB	6-3	200	Fr.	HS	Bakersfield, Calif. (Liberty HS)	
39	Brown, Jay	CB	11	Damion Hobbs	QB	6-1	225	Jr.	1L	Cedar Hill, Texas (Cedar Hill HS/Oregon)	
1	Byers, Alex	WR	11	David Woodward	LB	6-2	210	Fr.	HS	Olympia, Wash. (Olympia HS)	
20	Carmen, Brock	LB	12	Alex Huerta	LB	6-3	240	Jr.	1L	Wellsville, Utah (Mountain Crest HS)	
37	Centers, Devin	FS	12	DJ Nelson	QB	5-9	195	So.	1L	Logan, Utah (Logan HS)	
55	Chen, Andrew	OL	13	Jalen Davis	CB	5-10	185	Jr.	2L	La Mesa, Calif. (Helix HS)	
40	Cheney, Austin	CB	14	Chad Artist	WR	6-2	190	Fr.	RS	Logan, Utah (Logan HS)	
48	Christiansen, Chase	LB	15	Hudson Conrad	WR	5-9	175	Fr.	RS	Tooele, Utah (Stansbury HS)	
5	Colston-Green, Jaren	WR	15	Baron Gajkowski	S	6-1	190	Fr.	HS	Alpine, Utah (Lone Peak HS)	
15	Conrad, Hudson	WR	16	Anthony Williams	LB	6-1	245	R-Sr.	1L	Philadelphia, Pa. (Upper Dublin HS/L.A. Pierce JC)	
84	Cortazzo, Ethan	WR	17	Zach Van Leeuwen	WR	6-0	185	So.	1L	Provo, Utah (Timpview HS)	
89	Dalton, Aaron	P	18	Makiah Gilmer	CB	6-0	175	Fr.	HS	Kirkland, Wash. (Juanita HS)	
13	Davis, Jalen	CB	19	Ron'quavion Tarver	WR	6-3	210	So.	JC	Belle Glade, Fla. (Glades Central HS/Fort Scott CC)	
62	Eberle, Dominik	PK	19	Ian Togiai	DE	6-2	285	Jr.	2L	West Valley City, Utah (Hunter HS)	
3	Ellison, Marquan	FS	20	Brock Carmen	LB	6-3	235	Sr.	1L	Clovis, Calif. (Clovis North HS/Riverside CC)	
98	Faimalo, Edmund	DE	21	LaJuan Hunt	RB	5-8	200	Jr.	2L	Fort Lauderdale, Fla. (University HS)	
90	Fata, Rifisoni	DE	22	Patrick Lee Miranda	LB	5-10	220	Jr.	JC	Pawtucket, R.I. (St. Raphael Academy/Chabot JC)	
23	Ferguson, Gaje	BS	23	Gaje Ferguson	BS	6-0	205	So.	RS	Mendon, Utah (Mountain Crest HS/Snow College)	
68	Forsythe, Dalton	OL	24	Dalton Baker	LB	6-4	240	Fr.	RS	Payson, Utah (Payson HS)	
80	Fox, Tyler	WR	25	Gerold Bright	WR	5-9	180	Fr.	RS	Pensacola, Fla. (Escambia HS)	
15	Gajkowski, Baron	S	26	Kennedy Williams	WR	5-6	160	Sr.	3L	Las Vegas, Nev. (Valley HS)	
38	Gajkowski, Mason	LB	27	Jontrell Rocquemore	FS	6-1	210	So.	1L	McKinney, Texas (McKinney HS)	
18	Gilmer, Makiah	CB	28	Aaron Wade	BS	6-1	200	So.	1L	Lithia, Fla. (Newsome HS)	
7	Gray, Daniel	CB	29	Morian Walker, Jr.	RB	6-1	210	Fr.	HS	San Jose, Calif. (Valley Christian HS)	
32	Gunther, Braxton	S	31	Jentz Painter	CB	5-8	180	Sr.	2L	Riverton, Utah (Riverton HS)	
6	Haney, Cameron	CB	32	Braxton Gunther	S	5-10	180	Fr.	HS	Woods Cross, Utah (Woods Cross HS)	
53	Harris, Braden	LB	32	Devante Mays	RB	5-11	230	Sr.	1L	Livingston, Texas (Livingston HS/Blinn JC)	
85	Hastings, Derek	TE	33	Kevin Meitzenheimer	LB	5-11	225	Fr.	HS	Moreno Valley, Calif. (Moreno Valley HS)	
34	Hervey, Justen	RB	34	Justen Hervey	RB	5-10	210	So.	1L	Beaumont, Texas (Westbrook HS)	
11	Hobbs, Damion	QB	34	Chance Parker	S	6-1	200	Fr.	RS	Kaysville, Utah (Davis HS)	
74	Hockel, Jude	OL	36	Jake Thompson	K	6-0	220	Sr.	3L	Logan, Utah (Logan HS)	
44	Horne, Landon	TE	37	Devin Centers	FS	5-9	200	Sr.	3L	Chandler, Ariz. (Chandler HS)	
83	Houston, Wyatt	TE	38	Mason Gajkowski	LB	6-1	225	Fr.	RS	Sandy, Utah (Jordan HS)	
12	Huerta, Alex	LB	39	Jay Brown	CB	5-8	165	Fr.	HS	Chino Hills, Calif. (Chino Hills HS)	
21	Hunt, LaJuan	RB	39	Connor McGuire	WR	5-11	185	Jr.	JC	Roy, Utah (Roy HS/Snow College)	
	Ingram, Ja' Marcus	CB	40	Austin Cheney	CB	5-9	185	Sr.	1L	Boise, Idaho (Borah HS/Southern Virginia)	
64	Ioane, Jarom	OL	40	Dionte Simon	RB	6-0	190	Fr.	HS	Tacoma, Wash. (Lincoln HS)	
49	Larsen, Derek	LB	41	Troy Murray	LB/DE	6-4	225	Fr.	HS	Logan, Utah (Logan HS)	
2	Leavitt, Dallin	BS	42	Zach Swenson	BS	5-11	195	Fr.	HS	Salt Lake City, Utah (East HS)	
47	Lee, Logan	LB	44	Landon Horne	TE	6-2	245	Sr.	1L	Kaysville, Utah (Davis HS/Snow College)	
92	Lee, Zach	P	45	Joe Palange	TE	6-1	250	Sr.	SQ	Cleveland, Ohio (St. Edward HS/Oklahoma)	
9	Lewis, Rayshad	WR	46	Mason Tobeck	LB	6-2	240	Fr.	RS	Puyallup, Wash. (Cascade Christian HS)	
4	Lindsey, Jr., Tonny	RB	47	Logan Lee	LB	6-3	245	Fr.	HS	Rexburg, Idaho (Madison HS)	
10	Love, Jordan	QB	48	Chase Christiansen	LB	6-1	235	So.	SQ	Stansbury, Utah (Stansbury HS)	
54	Mathews, Dustin	LB	49	Derek Larsen	LB	6-3	240	So.	1L	Logan, Utah (Logan HS)	
32	Mays, Devante	RB	50	Emmett Odegard	LS	6-1	220	Jr.	JC	Greenwich, Conn. (Greenwich HS/Nassau CC)	
39	McGuire, Connor	WR	51	Justus Te'i	LB	6-3	230	Fr.	HS	San Marcos, Calif. (Mission Hills HS)	
77	McMoore, Viliamu	OL	52	Sean Taylor	OL	6-5	310	Jr.	JC	Valley, Calif. (Valley HS/Laney College)	
33	Meitzenheimer, Kevin	LB	53	Braden Harris	LB	6-3	235	Fr.	RS	Gunnison, Utah (Gunnison Valley HS)	
22	Miranda, Patrick Lee	LB	54	Dustin Mathews	LB	6-1	220	Fr.	HS	Bountiful, Utah (Viewmont HS)	
41	Murray, Troy	LB/DE	55	Adewale Adeoye	DE	6-3	260	So.	SQ	St. Louis, Mo. (Ritenour HS)	
2	Myers, Kent	QB	55	Andrew Chen	OL	6-4	285	Jr.	SQ	Calabasas, Calif. (Chaminade College Prep)	
81	Nathan, Jordan	WR	56	Gasetoto Schuster	NG	6-0	290	So.	1L	Long Beach, Calif. (Long Beach Poly HS)	
12	Nelson, DJ	QB	57	Leki Uasike	LB	5-9	230	Sr.	SQ	Hurst, Texas (L.D. Bell HS/Cisco JC)	
86	Nelson, Matt	TE	58	Demytrick Ali'ifua	OL	6-3	305	Fr.	HS	San Leandro, Calif. (San Leandro HS)	
50	Odegard, Emmett	LS	59	Austin Stephens	OC	6-3	315	Sr.	2L	West Des Moines, Iowa (Valley HS/Iowa Western CC)	
79	Pada, Brandon	LS	62	Dominik Eberle	PK	6-1	170	Fr.	RS	Redondo Beach, Calif. (Redondo Union HS)	
31	Painter, Jentz	CB	63	Brock Warren	PK	6-2	175	Sr.	1L	Hyde Park, Utah (Sky View HS)	





2016 UTAH STATE FOOTBALL ROSTERS

NUMERICAL

No.	Name	Pos.	Ht.	Wt.	Cl.	Exp.	Hometown (High School/Last School)
64	Jarom Ioane	OL	6-6	350	Jr.	1L	Bountiful, Utah (Bountiful HS)
65	Austin Albrecht	OL	6-5	300	Sr.	2L	Sandy, Utah (Alta HS)
66	KJ Uluave	OL	6-4	300	So.	SQ	Laie, Hawaii (Kahuku HS)
67	Brandon Taukeiaho	OL	6-2	305	Jr.	SQ	South Jordan, Utah (Bingham HS)
68	Dalton Forsythe	OL	6-3	300	Sr.	SQ	Grapevine, Texas (Grapevine HS/Southern Utah)
69	Roderick Smith	OL	6-1	280	Fr.	RS	DeSoto, Texas (DeSoto HS)
70	Travis Seefeldt	NG	6-1	305	R-Sr.	3L	Peoria, Ariz. (Liberty HS)
73	Preston Brooksby	OL	6-5	295	Jr.	RS	Peoria, Ariz. (Sunrise Mountain HS/Glendale CC)
74	Jude Hockel	OL	6-4	290	Sr.	SQ	Walnut Creek, Calif. (Northgate HS/Diablo Valley CC)
75	Ty Shaw	OL	6-4	285	Fr.	HS	South Jordan, Utah (Herriman HS)
76	Jake Simonich	OL	6-5	305	Sr.	3L	Danville, Calif. (San Ramon Valley HS)
77	Viliamu McMoore	OL	6-5	295	Fr.	HS	Kapolei, Hawaii (Kapolei HS)
78	Cody Boyer	OL	6-5	285	So.	SQ	St. George, Utah (Pineview HS)
79	Brandon Pada	LS	5-11	220	Fr.	HS	Glendale, Ariz. (Mountain Ridge HS)
80	Tyler Fox	WR	5-11	180	So.	1L	Layton, Utah (Layton HS)
81	Jordan Nathan	WR	5-10	170	R-Fr.	JC	Monrovia, Calif. (Monrovia HS/Mt. San Jacinto CC)
82	Andrew Rodriguez	WR	5-9	185	Sr.	1L	Allen, Texas (Allen HS/Houston)
83	Wyatt Houston	TE	6-4	255	Sr.	3L	Tualatin, Ore. (Horizon Christian HS)
84	Ethan Cortazzo	WR	6-0	195	Jr.	SQ	Mesa, Ariz. (Red Mountain HS/Mesa CC)
85	Derek Hastings	TE	6-2	235	Fr.	HS	Lehi, Utah (Lehi HS)
86	Matt Nelson	TE	6-4	220	So.	JC	Mission Viejo, Calif. (Los Alamitos HS/Orange Coast CC)
87	Dax Raymond	TE	6-5	245	So.	1L	Provo, Utah (Timpview HS)
88	Braelon Roberts	WR	6-3	205	Jr.	2L	Dallas, Texas (Bishop Dunne HS)
89	Travis Boman	TE	6-5	220	Fr.	HS	Henderson, Nev. (Coronado HS)
89	Aaron Dalton	P	6-4	220	So.	1L	Bountiful, Utah (Viewmont HS)
90	Ritisoni Fata	DE	6-1	280	Fr.	HS	Redlands, Calif. (East Valley HS)
91	Siuu Taufua	DE	6-0	280	Sr.	2L	Concord, Calif. (Ygnacio Valley HS/Diablo Valley CC)
92	Zach Lee	P	5-10	195	Fr.	RS	Cleveland, Tenn. (Cleveland HS)
92	Jake Templeton	DE	6-2	285	So.	TR	Boise, Idaho (Timberline HS/Boise State)
93	Jacoby Wildman	DE	6-2	270	Fr.	RS	Logan, Utah (Logan HS)
94	Caden Andersen	DE	6-2	265	Fr.	HS	Logan, Utah (Logan HS)
95	Ricky Ali'ifua	DE	6-2	280	Sr.	3L	San Leandro, Calif. (San Leandro HS)
96	Christopher 'Unga	NG	6-0	295	Fr.	RS	Rancho Cucamonga, Calif. (Rancho Cucamonga HS)
97	Jake Pitcher	DE	6-3	225	Fr.	HS	Smithfield, Utah (Sky View HS)
98	Edmund Faimalo	DE	6-2	280	Sr.	1L	Riverside, Calif. (East Valley HS/Riverside CC)
99	Mohelika Uasike	NG	6-1	325	Fr.	HS	North Richland Hills, Texas (L.D. Bell HS)
	JaMarcus Ingram	CB	6-0	170	Fr.	HS	Dallas, Texas (South Oak Cliff HS)
	Keith Tambe	DE	6-2	225	Fr.	HS	Cedar Park, Texas (Cedar Park HS)
	Tyler Thornock	LB	6-6	210	Fr.	HS	Missoula, Mont. (Big Sky HS)
	Heath Vincent	WR	6-1	180	Fr.	HS	Park City, Utah (Park City HS)

ALPHABETICAL

No.	Name	Pos.
45	Palange, Joe	TE
34	Parker, Chance	S
97	Pitcher, Jake	DE
87	Raymond, Dax	TE
88	Roberts, Braelon	WR
27	Rocquemore, Jontrell	FS
82	Rodriguez, Andrew	WR
56	Schuster, Gasetoto	NG
70	Seefeldt, Travis	NG
75	Shaw, Ty	OL
40	Simon, Dionte	RB
76	Simonich, Jake	OL
8	Smith, Cade	QB
69	Smith, Roderick	OL
59	Stephens, Austin	OC
42	Swenson, Zach	BS
	Tambe, Keith	DE
19	Tarver, Ron'quavion	WR
91	Taufa, Siua	DE
67	Taukeiaho, Brandon	OL
52	Taylor, Sean	OL
51	Te'i, Justus	LB
92	Templeton, Jake	DE
36	Thompson, Jake	PK
	Thornock, Tyler	LB
46	Tobeck, Mason	LB
19	Togiai, Ian	DE
57	Uasike, Leki	LB
99	Uasike, Mohelika	NG
66	Uluave, KJ	OL
96	'Unga, Christopher	NG
17	Van Leeuwen, Zach	WR
	Vincent, Heath	WR
28	Wade, Aaron	BS
29	Walker, Jr., Morian	RB
63	Warren, Brock	PK
93	Wildman, Jacoby	DE
16	Williams, Anthony	LB
26	Williams, Kennedy	WR
11	Woodward, David	LB

COACHING STAFF

Head Coach: Matt Wells (Utah State, 1996), Fourth Season; **Assistant Head Coach (Running Backs/Tight Ends):** Mike Canales (Utah State, 1984), First Season; **Assistant Head Coach (Co-Defensive Coordinator/Defensive Line):** Frank Maile (Utah State, 2007), First Season; **Co-Offensive Coordinator (Wide Receivers):** Jovon Bouknight (Wyoming, 2006), Eighth Season; **Special Teams Coordinator:** Stacy Collins (Western Oregon, 1998), First Season; **Co-Defensive Coordinator (Safeties):** Kendrick Shaver (Missouri State, 2002), Sixth Season; **Co-Offensive Coordinator (Quarterbacks/Recruiting Coordinator):** Luke Wells (Oklahoma, 2002), Fourth Season; **Assistant Coach (Cornerbacks):** Julius Brown (Boise State, 2006), First Season; **Assistant Coach (Offensive Line):** Steve Farmer (Illinois State, 1999), First Season; **Assistant Coach (Linebackers):** David Kotulski (New Mexico State, 1974), First Season; **Assistant Athletics Director for Football Operations:** Waqa Damuni (Utah State, 1998), Fourth Season; **Director of Player Personnel:** Jared Russell (Arizona State, 2013), First Season; **Special Assistant to the Head Coach:** Dave Kragthorpe (Utah State, 1954), Fourth Season; **Offensive Graduate Assistant:** Brad Kragthorpe (LSU, 2015), First Season; **Offensive Graduate Assistant:** Nahfahu Tahi (Utah State, 2015), First Season; **Defensive Graduate Assistant:** Matt Ah You (BYU, 2010), First Season; **Defensive Graduate Assistant:** Manoa Latu (Portland State, 2011), Third Season; **Offensive Administrative Assistant:** Michael Cross (Illinois State, 2011), First Season; **Defensive/Special Teams Administrative Assistant:** Kaleo Teriipaia (Southern Utah, 2001), First Season; **Strength & Conditioning:** Dave Scholz (Wisconsin-Milwaukee, 2004), Fourth Season; **Video Coordinator:** Bill Garren (Idaho State, 2002), 12th Season; **Equipment Coordinator:** Mike Bair (Utah State, 1995), 21st Season.



Matt Wells
Head Coach
(Field)



Mike Canales
Asst. HC/RB/TE
(Field)



Frank Maile
Asst. HC/
Co-DC/DL
(Field)



Jovon Bouknight
Co-Off.
Coord./WR
(Field)



Stacy Collins
Special Teams
Coord.
(Field)



Kendrick Shaver
Co-Def. Co-
ord./Safeties
(Press Box)



Luke Wells
Co-Off. Co-
ord./QB/RC
(Press Box)



Julius Brown
Cornerbacks
(Field)



Steve Farmer
Offensive Line
(Field)




David Kotulski
Linebackers
(Press Box)




/// NEW FACILITIES AT UTAH STATE OVER THE LAST 10 YEARS ///

• Over the last 10 years, Utah State Athletics has focused on improving its infrastructure and now has some of the best facilities not only in the Mountain West, but in the Western United States, with the additions of the Jim & Carol Laub Athletics-Academics Complex, the ICON Sports Performance Center, the Wayne Estes Center and the West Stadium Center at Maverik Stadium.




WEST STADIUM CENTER AT MAVERIK STADIUM

Completed in August of 2016, the \$36 million, 85,000 square-foot West Stadium Center is a new four-story premium seating and press box structure inside Maverik Stadium. The structure includes a state-of-the-art media and game operations area, 20 luxury suites, 20 loge boxes, over 700 covered club seats and a premium club area that will also be used to host a student-athlete training table. Renovations to Maverik Stadium in 2016 also included new video boards on both the north and south ends of the stadium, and a new public address system.




WAYNE ESTES CENTER

Completed in May of 2014, the \$9.7 million, 32,000 square-foot Wayne Estes Center is a basketball practice facility and volleyball competition venue that contains two regulation-size basketball courts and a regulation-size volleyball competition court with chair-back seating for 1,400 fans, along with a training room and in-season strength and conditioning area. Office space for both men's and women's basketball and volleyball is also included in the facility, as well as a locker room and film room for volleyball. Ticketing and concession services are also available on Game Days. Located inside the foyer of the Wayne Estes Center is a visual tribute of the building's namesake.



ICON SPORTS PERFORMANCE CENTER

Completed in June of 2013, Utah State's \$6.5 million, 26,329 square-foot ICON Sports Performance Center features areas for weight training, cardiovascular workouts and speed and agility training, as well as offices for staff. Built on existing university property at the northwest corner of Maverik Stadium, the state-of-the-art multi-level facility alleviated overcrowding in the previous 5,800 square-foot strength and conditioning center and accommodates over 400 student-athletes from 16 sports programs.



JIM & CAROL LAUB ATHLETICS-ACADEMICS COMPLEX

Completed in September of 2008, Utah State's \$12 million, three-story, 69,000 square-foot, Jim and Carol Laub Athletics-Academics Complex is a state-of-the-art multi-purpose facility that meets all of the athletic and academic needs of Utah State's 16 sports and 400-plus student-athletes. Within the facility, is the 11,000 square-foot Dale Mildenberger Sports Medicine Complex and Dr. John Worley Sports Medicine Research Center, the Steve Mothersell Athletics Hall of Honor and the 7,000 square-foot J. Ken "Kenny" Seamons Equipment Room. Also located on the first floor are locker rooms for football. The second floor houses coaches' offices and meeting rooms for football, including a 120-seat auditorium, and the student-athlete academics center is located on the third floor, which includes numerous study hall and tutor areas, a computer lab and the Dr. Randall and Julianne Stockham Student-Athlete Academics Hall of Honor.