

THE UNIVERSITY OF NEW MEXICO SOFTBALL



2020 SOFTBALL NOTES | WEEK 3

@UNMLoboSB

www.GoLOBOS.com

#GoLOBOS

Allison Weiss, Assistant Director of Athletic Communications - Softball Contact | Email: allisonweiss@unm.edu | Cell: (661) 313-5402

2020 SCHEDULE

OVERALL: 5-4 • MW: 0-0 • H: 3-1 • A: 1-1 • N: 1-2

Date	Opponent	Time/Score
GPU Kickoff Tournament Phoenix, Ariz.		
2/7	Weber State	L, 4-1
2/7	(RV) Stanford	L, 7-6
2/8	(RV) Stanford	W, 2-0
2/8	at Grand Canyon	W, 9-4
2/9	at Grand Canyon	L, 7-6

Susan Craig Classic		Albuquerque, N.M.
2/14	Northern Colorado	W, 12-3 (5)
2/15	Northern Colorado	W, 8-3
2/15	UCSB	W, 9-1 (5)
2/16	UCSB	L, 7-2

Mary Nutter Collegiate Classic		Cathedral City, Calif.
2/20	UC Riverside	4:30 p.m.
2/20	USA Olympic Team	9 p.m.
2/21	16/16 Arizona State	9 p.m.
2/22	18/19 Missouri	10:30 a.m.
2/22	San Diego	1 p.m.
2/23	California	12:30 p.m.

Lobo Classic		Albuquerque, N.M.
2/28	La Salle	4:30 p.m.
2/28	Northern Colorado	7 p.m.
2/29	La Salle	3:30 p.m.
2/29	South Dakota	6 p.m.
3/1	South Dakota	1 p.m.

Longhorn Invitational		Austin, Texas
3/6	Texas Southern	10 a.m.
3/7	Texas Southern	11:30 a.m.
3/7	Liberty	2 p.m.
3/8	at Texas	8:30 a.m.
3/8	Liberty	11 a.m.

3/11	at New Mexico State	5:30 p.m.
3/13	at San José State *	7 p.m.
3/14	at San José State *	1 p.m.
3/15	at San José State *	1 p.m.

3/20	Utah State *	6 p.m.
3/21	Utah State *	4 p.m.
3/22	Utah State *	12 p.m.

3/27	BYU (in Tucson, Ariz.)	3:30 p.m.
3/28	at Arizona	12 p.m.

3/31	at UTEP	3 p.m.
4/3	at Colorado State*	6 p.m.
4/4	at Colorado State*	1 p.m.
4/5	at Colorado State*	12 p.m.

4/9	Fresno State *	6 p.m.
4/10	Fresno State *	6 p.m.
4/11	Fresno State *	12 p.m.

4/15	New Mexico State	5 p.m.
------	------------------	--------

4/17	at Nevada*	5 p.m.
4/18	at Nevada *	2 p.m.
4/19	at Nevada *	1 p.m.

4/22	UTEP	2 p.m.
------	------	--------

4/24	UNLV *	6 p.m.
4/25	UNLV *	4 p.m.
4/26	UNLV *	11 a.m.

4/29	at Texas Tech	3:30 p.m.
------	---------------	-----------

5/1	at Boise State *	4 p.m.
5/2	at Boise State *	4 p.m.
5/3	at Boise State *	12 p.m.

5/7	San Diego State *	6 p.m.
5/8	San Diego State*	6 p.m.
5/9	San Diego State *	12 p.m.

Bold denotes home games
*denotes Mountain West game
All times listed are Mountain Time
Game times are subject to change

MARY NUTTER COLLEGIATE CLASSIC



NEW MEXICO Lobos

Record 5-4, 0-0 Mountain West
Head Coach Paula Congleton
Record at UNM 31-84 (Third Season)
Career Record (NCAA DI) 64-161 (Fifth Season)



UC RIVERSIDE Highlanders

Record 6-4, 0-0 Big West
Head Coach Nikki Palmer
Record at UCR 98-79 (Fourth Season)
Career Record 143-205 (Seventh Season)



16/16 ARIZONA STATE Sun Devils

Record 9-2, 0-0 Pac-12
Head Coach Trisha Ford
Record at ASU 123-57 (Fourth Season)
Career Record 266-130-1 (Eighth Season)



18/19 MISSOURI Tigers

Record 9-2, 0-0 SEC
Head Coach Larissa Anderson
Record at Mizou 44-27 (Second Season)
Career Record 174-100-1 (Sixth Season)



SAN DIEGO Toreros

Record 5-5, 0-0 West Coast Conference
Head Coach Jessica Pistole
Record at USD 5-5 (First Season)
Career Record 224-87 (Sixth Season)



CALIFORNIA Golden Bears

Record 6-4, 0-0 Pac-12
Head Coach Diane Ninemire
Record at Cal 1351-682 (33rd Season)
Career Record Same

Media Information

Location:..... Cathedral City, Calif.
Date/Time:
UCR Thurs., Feb. 20 - 4:30 p.m.
Team USA Thurs., Feb. 20 - 9 p.m.
Arizona State Fri., Feb. 21 - 9 p.m.
Missouri Sat., Feb. 22 - 10:30 a.m.
San Diego Sat., Feb. 22 - 1 p.m.
Cal Sun., Feb. 23 - 12:30 p.m.

Live Video:..... FloSoftball
Live Stats:..... golobos.com/schedule.aspx?path=softball
Social Media: @UNMLoboSB

Notes last updated: Feb. 18, 2020

Series History

VS. UC RIVERSIDE

Overall: 5-2
Last Five: 3-2
Last Meeting: 2/25/18 (L, 8-1)
Last Win: 2/12/17 (1-0)
Series Trend: L2

VS. ARIZONA STATE

Overall: 6-36
Last Five: 0-5
Last Meeting: 2/6/14 (L, 9-0 (5))
Last Win: 2/13/04 (8-6)
Series Trend: L6

VS. MISSOURI

Overall: 2-7
Last Five: 1-4
Last Meeting: 3/12/10 (L, 2-0)
Last Win: 2/23/08 (W, 6-4)
Series Trend: L1

VS. SAN DIEGO

Overall: 3-0
Last Five: Same
Last Meeting: 2/12/16 (W, 2-1)
Last Win: Same
Series Trend: W3

VS. CALIFORNIA

Overall: 1-4
Last Five: Same
Last Meeting: 2/7/14 (L, 8-2)
Last Win: 3/26/81 (1-0)
Series Trend: L4



GENERAL INFORMATION

Table with 2 columns: Name of School, City/Zip, Founded, Enrollment, Nickname, School Colors, Conference, Affiliation, President, Athletic Director.

PROGRAM HISTORY

Table with 2 columns: First Year of Softball, All-Time Record, Mountain West Record, NCAA Tournament Appearances, Last NCAA Postseason Opponent, Last NCAA Postseason Result, Conference Championships.

TEAM INFORMATION

Table with 2 columns: 2019 Overall Record, 2019 MW Record, Letterwinners Returning/Lost, Pitchers Returning/Lost, Starters Returning/Lost, Newcomers.

SOFTBALL STAFF

Table with 2 columns: Head Coach, Assistant Coach, Assistant Coach, Strength Coach, Academic Advisor, Head Athletic Trainer, Athletic Trainer.

COMMUNICATIONS

Table with 2 columns: Softball Contact/Asst. Director of Comm, Email, Cell Phone (Preferred), Communications Office.

DIGITAL MEDIA

Table with 2 columns: Athletics Website, Main University Web Site, Conference Website, Twitter, Instagram, Facebook.

FACILITIES

Table with 2 columns: Venue, Dimensions, Capacity.

WEEK 2 RECAP

- The Lobos opened their home schedule with a three-day, seven game tournament hosting UC Santa Barbara and Northern Colorado. UNM went 3-1 with two wins over Northern Colorado and went 1-1 against UCSB.
• Cameryn O'Grady hit .667 (8-for-12) with five doubles, a home run, two walks, 6 RBI and got on base via a hit-by-pitch and had 16 total bases.
• Briana Martinez hit .455 with five hits, one home run, one double, 3 RBI and four walks.
• UNM outscored its opponents 31-14 on the weekend, including two, five inning run-rule games of 12-3 against UNC and 9-1 over UCSB.
• In the circle, Kiana Spencer threw two complete games, with both games resulting in the run-rule wins. She finished the Susan Craig Classic with a 3.60 ERA.

LOOKING AHEAD TO WEEK 3

- The Lobos (5-4) will play six games in four days with two against Pac-12 schools (Arizona State, California), one against a team from the SEC (Missouri) as well as the USA Olympic Team.
• UNM has already defeated a Pac-12 team earlier this year in Stanford (2-0). With UNM's win over Stanford, it is the sixth consecutive year that the Lobos have recorded a win over a Power 5 school.
• Briana Martinez and Rachael Hathoot enter the weekend with a nine-game streak of safely reaching base. Bailey Klitzke has reached base safely in the last seven games and Cameryn O'Grady has recorded a hit in the last four.
• O'Grady enters the Mary Nutter having recorded a double in the last four games and seven of the nine games this season.
• Also of note, UNM pitching coach Breanna Macha Peterson will face some of her former teammates when the Lobos play her alma mater, Arizona State.

PATIENCE AT THE PLATE

- UNM earned its way on base via a walk in 51 of the 224 (22.8%) at-bats to date. In 42 at-bats (18.8%), the Lobos had full counts and of those, 28 resulted in walks (66.7%).
• Against WSU in the first game, the Lobos had eight full counts with six of those resulting in walks.
• UNM leads the nation in walks, having four more walks than No. 2 Florida State in two fewer games.
• Briana Martinez leads the Lobos in walks with 10.
• In the third inning against Northern Colorado on Feb. 15, Martinez hit a home run following a 3-2 count.

STICKING WITH WHAT WORKS

- The Lobos have utilized the same batting order in spots one, two and four in all nine games.
• Hathoot reached base in her first plate appearance in five games with a walk, a single back up the middle, a home run, a single through the left side, and a single to right, scoring in four of those games.
• Andrea Howard is 4-for-5 in situations in which there is a runner on third and less than two outs, including a RBI double in the last game against Grand Canyon which tied the game at six.
• Bailey Klitzke is 4-for-4 in the same situation. Klitzke is also 2-for-2 when leading off in an inning and Cameryn O'Grady is 3-for-5.

GOING THE DISTANCE #4

- While the Lobos have more depth at the pitcher position than in recent years, the Lobos utilized just two in their two wins on Saturday.
• Freshman right-hander Brianna Sanchez pitched a complete 7.0 innings in her first collegiate start against (RV) Stanford, allowing just four hits and striking out one, while throwing 47 strikes on 86 total pitches for the shutout.
• In the next game against host GCU, senior left-hander Kiana Spencer finished with a final stat line of 7.0 innings of work, six hits, four runs (all earned), two strikeouts, four walks and 55 strikes on 93 pitches thrown.
• In the Susan Craig Classic, Spencer pitched two more complete games, with both resulting in run-rule wins for the Lobos. On Friday night against Northern Colorado, the left-hander finished with a stat line of 5.0 innings of work, two walks and 67 pitches thrown with 40 of them called strikes. In Saturday's game against UCSB, Spencer posted 5.0 innings of work, allowing just one run on five hits, while striking out two batters and walking three. Of the 76 pitches thrown, 44 went for strikes.

LEADOFF LIFT OFF

- UNM has hit five home runs to lead off an inning, with three coming in the first game against Grand Canyon. Sydney Broderick hit a home run in the top of the seventh in the 7-6 loss to Stanford, Rachael Hathoot opened up the bottom of the first in the 2-0 win over Stanford with a home run, and Bailey Klitzke (bottom third), Broderick (bottom fifth) and Andrea Howard

(bottom sixth) all hit home runs in the 9-4 win over Grand Canyon to start the inning. In the case of Klitzke's home run, Howard followed that up with a home run of her own, with both coming on the first pitch of the at-bats.

- Overall, in the five games, the Lobos had 14 leadoff hitters reach base, with the most coming in the first game against Stanford on Saturday at four.

FRESHMEN STEP UP IN WEEK 1 AND 2

- UNM had three freshmen start all five games in Briana Martinez, Rachael Hathoot and Gavyn Shafer at the GCU Kickoff Tournament, with four making an appearance overall, and were put in key roles in which they delivered. To date, Hathoot and Martinez have started all nine games.
- Martinez leads the team in several offensive categories including on-base percentage, walks, stolen bases and is second in hits and batting average, as well as is among the top five in several more categories. Martinez is tied for first in runs scored, third in slugging percentage and total bases and tied for third in RBI. The outfielder reached safely in all nine games and has three multiple hit games and two multiple RBI games. She went 13-for-19 in advancing runners.
- Hathoot is third in runs scored and hits, fourth in total bases, tied for fourth in walks, and fifth in on-base percentage, RBI and slugging percentage. She is the only Lobo to have recorded a triple to date this season.
- Shafer has spent time at both first and second, mostly at second, in her eight starts and produced her first double play against Stanford in the 2-0 win. Her first RBI came on a sacrifice fly in the season opener against Weber State.
- Sanchez has made a team-high six appearances in the circle but also has a team-low ERA of 3.60. Opposing teams have a batting average against the pitcher at .286 as well as the fewest hits. The right-hander has thrown 15.0 innings, and also accounted for a double play to close out the 2-0 win against Stanford in which she caught a line drive and threw it to first for the final out.

ROOM TO IMPROVE

- In the four games that the Lobos lost, there was one common theme: runners left on base.
- In the season opener against Weber State and the next game against Stanford, UNM left 11 runners stranded in each game. In the loss to GCU, UNM left 10 runners on base and in the last game against UCSB, the Lobos left eight runners on base.

NATIONALLY RANKED

- Through the first nine games of the season, UNM is ranked among the top 30 in a couple of categories.
- The Lobos rank first in the NCAA in walks with 51, having four more than Florida State in two less games, and 18th in the country in home runs per game with 1.33, and lead the Mountain West in both categories. UNM is also 29th in on-base percentage (.415).
- Individually, Cameryn O'Grady ranks first in the NCAA in doubles (eight) with two fewer games than Jourdyn Campbell from Texas A&M that she is tied with, and in doubles per game (0.89). Andrea Howard is 21st in home runs (four), 30th in home runs per game (0.44), and tied for fifth in sacrifice flies (two). Briana Martinez is 13th in walks per game (1.11), Bailey Klitzke is 16th in walks per game (1.00) and Brianna Sanchez is tied for 26th in shutouts (one).

FIRST TIME FOR EVERYTHING

- Redshirt-freshman Skylar Jenkins made her first start in Sunday's game against UCSB, coming off of her first collegiate hit and home run the day before. Entering as a pinch hitter for the Lobos in the sixth inning against Northern Colorado, Jenkins recorded her first collegiate hit with a two-run home run to right field.
- Freshman Gavyn Shafer registered her first collegiate hit in the first game against UNC on Feb. 14 in the second inning, also tallying her first RBI.
- Sophomore Leslie Romero's first collegiate hit also was memorable as it resulted in a RBI in the Feb. 15 game against UCSB. Romero hit a double in the fourth inning to give UNM a 4-1 lead after hitting a sacrifice fly in the first inning to allow Andrea Howard to tag from third.

PLEASE ALLOW ME TO INTRODUCE MYSELF

- The 2020 UNM Lobos will have many new faces this season with 11 newcomers, comprising half the total team, eight of which are freshmen.
- In the offseason, the Lobos added freshmen Briana Martinez, Rachael Hathoot, Jayden Gandert, Jocelyn Ulrich, Sam Kortsen, Gavyn Shafer, Brianna Sanchez and Jennifer Hernandez. The Lobos also added transfers in Taryn Young (Arizona), Reyann Tuck (Towson) and Alexis Buddenhagen (Bethany College).

STAYING HOME

- There are 10 New Mexico natives on the 2020 roster, seven of which are from Albuquerque.
- Included in the 10 is the 2019 New Mexico Gatorade Softball Player of the Year Briana Martinez from Rio Rancho High School.
- The 10 representing the "Land of Enchantment" are Lauren Wilmert (Albuquerque), Rachael Hathoot (Albuquerque), Andrea Howard (Albuquerque), Taylor Jones (Albuquerque), Alexis Buddenhagen (Albuquerque), Jennifer Hernandez (Albuquerque), Jocelyn Ulrich (Aztec), Kiana Spencer (Gallup) and Martinez (Albuquerque).
- This year's team has the most representatives from New Mexico in the last at least seven years, doubling the number of in-state players on the roster from 2017 and 2018. Previously, the most on a roster was seven in 2008.

PUTTING THE PIECES OF THE PUZZLE TOGETHER

- For the second-straight year, the UNM roster underwent a major renovation with the departure of eight letterwinners and an addition of the aforementioned 11 newcomers.
- The Lobos also have 13 underclassmen on the roster, with a team-high eight freshmen and one redshirt freshman who will have an opportunity to see playing time this season.
- However, in the circle, the Lobos retained all three pitchers from 2019 and doubled their options with the addition of freshmen RHP Jayden Gandert and RHP Brianna Sanchez and junior LHP Alexis Buddenhagen.
- Kiana Spencer recorded the most starts (23) and complete games (11) for the Lobos in 2019, including pitching a complete game against then- No. 7 Alabama, allowing one run on six hits in a 1-0 loss. In addition, the LHP recorded at least one strikeout in 23 games.
- Kennedy Ferguson had a solid rookie campaign for UNM with a team-leading 4.98 ERA, starting in 21 games, making 33 appearances and completing nine games. The RHP appeared in the circle a team-high 125.0 innings. Highlights for her on the season included striking out 11 batters against North Dakota and pitching a complete game against then- No. 3 Florida, giving up one run in extra innings on five hits while striking out five.
- In addition, the Lobos return six mainstays in the lineup, including senior shortstop Cameryn O'Grady who started all 53 games last season, the only Lobo to do so. O'Grady led the team in batting average (.348), slugging percentage (.603), on-base percentage (.474), runs scored (32), hits (49), doubles (16), total bases (85) and walks (31). Another staple is senior Lauren Wilmert, who started in 47 games in 2019, 23 behind the plate and 24 at first. Wilmert threw out seven runners last season, was second in slugging percentage (.500) and total bases (67) and tied for second in hits (35) and doubles (9), and hit two grand slams on the season.

TOUGH TASK AHEAD

- The 2020 schedule will test the Lobos as UNM will play 12 teams that reached the NCAA Tournament in 2019, with two teams reaching the Super Regional (Arizona and Texas) and one going all the way to the Women's College World Series (Arizona).
- Of the 29 teams that the Lobos will face, four teams compiled 40 or more wins in 2019 and 17 posted 30-plus wins last season. Combined, the teams recorded 878 wins last year and represent 13 different conferences. Of those, UNM will face seven schools from the Power 5, including four from the Pac-12, two from the Big 12 and one from the SEC.
- UNM is scheduled to play four teams that were ranked in the USA Today/ NFCA Coaches Preseason Poll and five teams receiving votes. Two of the teams on UNM's schedule (Arizona and Texas) ranked in the top six in the USA Today/ NFCA Coaches preseason rankings (with U of A receiving a first-place vote), as well as No. 18 Texas Tech and No. 22 Arizona State. Missouri, Boise State, Stanford, Fresno State and San José State were all receiving votes.
- In the ESPN.com / USA Softball Collegiate Top 25 Preseason Poll, four teams on the schedule were ranked with four more receiving votes. Arizona was the highest ranked at fifth followed by Texas sixth. Texas Tech ranked 19th and Arizona State 22nd. Receiving votes were Missouri, Stanford, Boise State and



San Diego State.

- As an added bonus, the Lobos are scheduled to face the USA Olympic Team on Feb. 20 at the Mary Nutter Classic.

STARTING OFF STRONG

- Following opening day's loss to Weber State, UNM is 26-17 in season openers, including 3-2 in the last five years.
- The last time the Lobos won their season opener was Feb. 8, 2019, a 15-6 win over UTEP.
- In the last 10 years, the best start on opening weekend for the Lobos has been 5-0, achieved in 2012, and a 3-0 start in 2011.

HOME COMFORT

- Unlike last season in which the Lobos began the season with five non-conference tournaments on the road, UNM will host two tournaments at Lobo Softball Field in 2020.
- The Lobos play 24 of their 57 games at home starting with the Susan Craig Classic on Feb. 14.
- In all, UNM will not travel more than one time zone away, with the farthest distance to travel being San Jose, Calif. (1044 miles) to open Mountain West play March 13-15.

ONE FINAL GO AROUND FOR O'GRADY

- Cameryn O'Grady enters her final season in the Cherry and Silver with several milestones achieved.
- The shortstop currently has a streak of 106 games in the starting lineup dating back to Feb. 18, 2018, all at shortstop. In the last two years, the California native has started all but one game.
- In addition, O'Grady currently sits at 108 career hits, recording her 100th hit against Grand Canyon on Feb. 8.
- Entering her fourth season, O'Grady has started 133 games, played in 141. She had her best season as a Lobo in 2019 with a hitting percentage of .348 with 49 hits, 16 doubles, six home runs, 85 total bases, and tied her season-best total of 26 RBI.
- In 2019, O'Grady had 11 multiple hit games, seven multiple RBI games and had a streak of nine games with a hit and 15 games reaching base safely. Last season, O'Grady recorded a hit in 35 games (66%).
- O'Grady hit in the three spot in 31 games, in the cleanup spot 16 games and led off for the Lobos six games last season.
- As the leadoff hitter, O'Grady was 18-for-33 (.545). With a runner on third and less than two outs, O'Grady was 4-for-9 (.444), was 13-for-38 (.342) with runners in scoring position and was .500 (45-for-90) in successfully advancing runners.
- O'Grady has already made the UNM record book in career walks with 66, which ranks ninth all-time. If she were to replicate her 2019 total of 31 walks, she would move up to third with 97. To date, she has seven walks this season. The shortstop could also crack the top 10 in career doubles, which she currently has 28. If she were to match her 2019 total of 16, she would finish with 44 to rank fourth all-time. To date, O'Grady has a nation-best eight.
- Speaking of the record book, in 2019, O'Grady posted 16 doubles to rank tied for the fourth-most in a single season, her 31 walks tied for seventh in a single season and she had an on-base percentage of .474 to rank tied for the eighth-highest percentage in a single season in program history.

HOWARD: FROM ABO TO TOKYO

- Junior Andrea Howard qualified with the Italian national team over the summer for the 2020 Olympics in Tokyo, a team that she has played with since 2017.
- On July 27, Italy defeated Great Britain 5-0 in the WBSC Europe/ Africa Qualifier championship game in Utrecht, Netherlands to clinch a bid to the 2020 Olympics.
- Howard would be just the second Lobo softball player to represent their country in the Olympics, joining Jackie Van Hooydonk who played in two Olympics for Canada (2000, 2004).

VERSATILE WILMERT

- Senior Lauren Wilmert started in 52 straight games dating back to May 6, 2018, and started in all 47 games that she appeared in during the 2019 season before being sidelined with injury.
- Wilmert split time in 2019 almost equally between first and catcher, appearing at first in 24 games and at catcher in 23 games.
- Wilmert led the Lobos with 12 multiple hit games and nine multiple RBI games in 2019 and led the team with seven home runs, two of which were grand slams, and 35 RBI.
- The Albuquerque native hit in the cleanup spot a team-high 31 games and in the fifth spot in 16 games.
- Heading in to her final season, Wilmert sits at 65 hits, 54 RBI in 120 games played and 96 games started.
- Wilmert could finish her Lobo career in the record books in total putouts. She enters the season with 389 putouts, but if she duplicates her 2019 total of 235, could finish with 624 to rank her eighth all-time.

CLUTCH KLITZKE

- This season, Klitzke has been tasked to hit in the cleanup spot in six games thus far, which is working well as she is currently third on the team in batting average (.350) and on-base percentage (.536). She is also fourth in slugging percentage (.600) and tied for third in RBI (six).
- Klitzke is 4-for-4 in situations in which there is a runner on third and less than two outs, 2-for-2 as the leadoff batter and 12-for-20 in successfully advancing runners.
- In her first initial year at UNM, Bailey Klitzke proved to be a vital member in the lineup, whether in the circle or at the plate. The now-senior played in 46 games, starting in 44 as either the designated player or pitcher.
- The highlight at the plate for Klitzke came in the first game of the doubleheader against North Dakota, hitting a game-winning triple with bases loaded.
- Klitzke produced eight multiple hit games and seven multiple RBI games, hitting in the cleanup spot in five games, the fifth spot in eight, leadoff in three and sixth in 25 games.
- In the circle, Klitzke recorded at least one strikeout in 18 games, with a season-high eight strikeouts twice (UTEP, Feb. 8 and UIC, Feb. 16).

SCOUTING UC RIVERSIDE

- The Lobos are 5-2 against the Highlanders and have lost the last two meetings.
- UNM and UC Riverside have five common opponents this season in UC Santa Barbara, UTEP, San Diego State, San Jose State and Utah State.
- The Highlanders enter the tournament 6-4 with wins over Utah State (11-5), Loyola Marymount (13-12), San Diego State (5-0), Idaho State (2-1), UTEP (11-1) and Santa Clara (6-4). Their losses came to Idaho State (6-2), San Jose State (7-6), Middle Tennessee (7-5) and Pacific (7-1). They are 2-3 in neutral games.
- To date, UCR is hitting .317 with 62 runs, 85 hits, 16 doubles and 12 home runs with a slugging percentage of .519. They have drawn 40 walks and have struck out 29 times. In the circle, they are throwing a team ERA of 3.45, allowing 74 hits, 50 runs (33 earned), while walking 51 and striking out 41. Opponents are hitting .273 off of the staff.
- Marissa Burk leads the team in batting average (.435) with 10 hits and 12 total bases on the season. Kennedy Sorensen is responsible for a team-high four home runs and Emma Ramelot has five doubles to lead the Highlanders. Sorensen and Melanie Olmos each have eight RBI to lead the team.
- In the circle, the Highlanders have used six different pitchers with Briza Blanco holding a 1.33 ERA and a 3-0 record to lead the rotation. Megan Casper has made the most starts for UCR with four starts and Blanco and Jacy Boles lead with eight appearances. Blanco leads for the most time in the circle at 26.1 innings and is the only pitcher to record a complete game.
- UCR was picked to finish sixth in the Big West with 28 votes.

SCOUTING ARIZONA STATE

- UNM has faced ASU 42 times previously with the Sun Devils holding a 36-6 advantage in the series. ASU has won the last six meetings with the last UNM

win on Feb. 13, 2004 by a score of 8-6.

- UNM and ASU have eight common opponents this season in San Diego, New Mexico State, Boise State, South Dakota, Arizona, Grand Canyon, California, Stanford.
- The Sun Devils enter the Mary Nutter ranked 16th and are 9-2 with their only losses coming to Tennessee (8-5) and Western Michigan (9-7). They have won their last five games and won 3-2 and 7-5 over No. 10 Kentucky.
- Alynah Torres leads the team with a .405 batting average (15-for-37), slugging percentage (.838), hits (15), home runs (five), RBI (14) and total bases (31) with Kindra Hackbarth leading in on-base percentage with .475. Jazmine Hill has a team-high five doubles and Bella Loomis has a team-high eight walks.
- The Sun Devils have used three pitchers with two carrying an ERA of below 2.0. Madison Preston (3-0) has a team-best ERA of 1.48 with eight appearances and one start, throwing two shutouts in 23.2 innings in the circle. She has allowed just 10 hits and nine runs and struck out 34 batters compared to walking 12. Cielo Meza (5-1) has an ERA of 1.83 in 38.1 innings of work, allowing 25 hits, 12 runs, 13 walks and striking out 53. Meza has appeared in eight games, starting seven and has thrown two complete games, including a no-hitter against Seattle in a 7-0 win. Samantha Mejia has started three games and has a 5.73 ERA in 11.0 innings, allowing 11 hits and 11 runs, walking five and striking out 15.
- Arizona State is 19th in the NCAA in scoring (7.18), 22nd in slugging percentage (.543) and walks (22) and 26th in home runs per game (1.27).
- ASU was picked to finish fourth in the Pac-12 with 49 points.

SCOUTING MISSOURI

- The Lobos are 2-7 against the Tigers and enter the weekend having lost the last meeting between the teams, 2-0, when Missouri was ranked third.
- UNM and Missouri have two common opponents this season in Arizona and California.
- Missouri is ranked 18th in the country and enter the tournament 9-2 with wins over then-No. 8/7 Minnesota (7-4 in eight innings) and a 3-2 win over then-No. 16 Oklahoma State in eight innings. The two losses came against then-No. 20 James Madison (8-7 in eight) and then-No. 14/13 Minnesota 10-1 in six innings. The Tigers lost their last two games.
- To date, Mizzou is hitting .274 with 61 runs, 79 hits, 13 doubles and 16 home runs with a slugging percentage of .493. They have drawn 38 walks and have struck out 62 times.
- Jazmyn Rollin leads the team in batting average (.378), hits (14), triples (one) and total bases (27). Hatti Moore leads the team in slugging percentage (.800), home runs (four), walks (nine) and is tied with Megan Moll in on-base percentage at .462. Cayla Kessinger has a team-high 14 RBI and Kimberly Wert has a team-best four doubles.
- In the circle, the Tigers have used five different pitchers with two holding an ERA under 2.0. Eli Daniel has an ERA of 1.27 and a 3-1 record behind eight appearances, 11.0 innings of work, seven hits, three runs, 19 strikeouts and two walks to lead the rotation. Daniel also has three saves on the season. Sophie Dandola has made the has made four appearances with one start, carrying a 1-0 record. Megan Schumacher has made the most starts with four and is 2-0 on record, pitching a team-high 28.0 innings with 34 hits, 17 runs, nine walks and 20 strikeouts for an ERA of 3.25. As a staff, the Tigers have an ERA of 3.09, allowing 80 hits, 41 runs, 24 walks and 74 strikeouts.
- Mizzou returns six starters and three pitchers and has 11 newcomers and was picked to finish 10th in the SEC. Brooke Wilmes was named to the Preseason All-SEC Team.

SCOUTING SAN DIEGO

- The Lobos are 3-0 overall against the Toreros with the last meeting being on Feb. 12, 2016, a 2-1 UNM win.
- UNM and San Diego have six common opponents this season in BYU, San Diego State, UC Santa Barbara, Colorado State, Arizona State and Utah State.
- USD is 5-5 on the season and has won its last three games.
- To date, USD is hitting .244 with 34 runs, 58 hits, 16 doubles and two home runs with a slugging percentage of .336. They have drawn 20 walks and have struck out 25 times.
- Sara Silveyra leads the team in batting average (.370), slugging percentage (.519) with 10 hits and 14 total bases on the season as well as four walks. Silveyra and Sophia Bjerk are responsible for the lone home runs. Madison Casiano and Halle Kyler both have three doubles to lead the team.
- In the circle, the Toreros have used five different pitchers with a 3.11 team ERA with Delaney Heller having a team-best 2.31 ERA to lead the rotation. Heller has made a team-high seven appearances and five starts with four complete games and two shutouts in 30.1 innings. The RHP has allowed 23 hits, 10 runs, 10 walks and has struck out 32 batters. Madison Earnshaw has started four games with five appearances and has a 2.33 ERA in 18.0 innings. The RHP has thrown one complete game and one shutout and is 2-0 on the season. As a unit, the Toreros have thrown three shutouts, giving up 66 hits, 35 runs, 25 walks and 42 strikeouts.
- The Toreros have five newcomers and return seven starters and 15 letterwinners. Silveyra and Bjerk were named to the Preseason All-WCC Team as USD was picked to finish third overall.

SCOUTING CALIFORNIA

- The Lobos are 1-4 overall against the Golden Bears and have lost the last four meetings in the series. The lone Lobo win was on March 26, 1981 in a 1-0 game.
- UNM and Cal have eight common opponents this season in Arizona State, Arizona, Stanford, UNLV, Grand Canyon, BYU, Fresno State and Missouri.
- California enters the tournament having lost its last two games.
- To date, Cal is hitting .305 with 54 runs, 85 hits, 14 doubles and three home runs with a slugging percentage of .401. They have drawn 27 walks and have struck out 28 times.
- Kacey Zobac leads the team in batting average (.429) and slugging percentage (.619), while Kennedy Thomas leads with a .469 on-base percentage as well as nine walks. Mikayla Coelho has a team-high 10 RBI and Amani Bradley and Makena Smith are tied for the team high in hits with 14. Zobac, Karlee Sparacino and Cameron Kondo are responsible for the three Bear home runs.
- In the circle, the Bears have used three different pitchers with Alexandra Perez holding a 2.89 ERA to lead the rotation. Perez has made a team-high seven starts and eight appearances, going 4-3 on the season with two complete games and one shutout in 36.1 innings. Chloe Romero has a 2.92 ERA with seven appearances and three starts, holding a 2-1 record, two complete games and one shutout in 26.1 innings. As a unit, the Bears have a 3.22 team ERA with 66 hits, 36 runs, 24 walks and 35 strikeouts.
- California was picked to finish tied for eighth with 20 votes in the Pac-12 preseason poll.



STAT COMPARISON

	UNM	UCR	ASU	MIZ	USD	CAL
BA	.281	.317	.295	.274	.244	.305
R	55	62	79	61	34	54
H	63	85	83	79	58	85
2B	14	16	21	13	16	14
3B	1	1	3	1	0	2
HR	12	12	14	16	2	3
RBI	48	54	69	50	32	52
BB	51	40	39	38	20	27
SO	33	29	51	62	25	28
ERA	4.97	3.45	2.33	3.09	3.11	3.22
SO	14	41	102	74	42	35
BB	22	51	30	24	25	24
H	68	74	50	80	66	66
R	36	50	35	41	35	36
ER	32	33	25	33	28	29
DP	4	5	2	7	10	17
FLD%	.972	.943	.962	.961	.953	.968

Hitting
Pitching
Fld.

MOUNTAIN WEST INFORMATION

PRESEASON MOUNTAIN WEST POLL

Rk.	Team (1st-Place Votes)	Points
1.	San José State (2)	53
2.	San Diego State (3)	50
3.	Colorado State (1)	45
3.	UNLV (1)	45
5.	Fresno State (1)	44
6.	Boise State (1)	41
7.	Nevada	23
8.	Utah State	15
9.	New Mexico	8

MOUNTAIN WEST PLAYERS OF THE WEEK

2020 MW Softball Player of the Week
 Feb. 11 – Alison Seng, Jr., INF, Boise State
 Feb. 18 – Alesia Denby, Fr., INF, Fresno State

2020 MW Softball Pitcher of the Week
 Feb. 11 – Kelsey Broadus, Sr., LHP, Boise State
 Feb. 18 – Kapri Toone, So., RHP, Utah State

ESPN.COM/USA SOFTBALL COLLEGIATE TOP 25

WEEK 2 • FEB. 18

Rk.	Team (1st Votes)	Pts.	Rec	Prev.
1.	UCLA (19)	11-0	499	2
2.	Washington	10-1	457	1
3.	Oklahoma	8-1	440	3
4.	Texas	10-0	439	6
5.	Arizona	9-1	430	4
6.	Michigan (1)	9-0	385	8
7.	LSU	8-1	377	7
8.	Florida State	7-4	328	5
9.	Florida	11-1	325	11
10.	Louisiana-Lafayette	7-2	285	14
11.	Kentucky	7-2	271	10
12.	Tennessee	7-2	267	12
13.	Alabama	4-5	257	9
14.	Oklahoma State	6-3	250	16
15.	Minnesota	5-4	199	13
16.	Arizona State	9-2	179	22
17.	Oregon	9-0	168	21
18.	Georgia	8-3	159	15
19.	Missouri	9-2	157	18
20.	Texas Tech	7-3	130	19
21.	James Madison	2-1	97	20
22.	South Carolina	5-3	87	17
23.	Arkansas	7-1	71	24
24.	Mississippi State	9-1	40	RV
25.	Virginia Tech	7-3	37	RV

Others receiving votes: Northwestern (36), Notre Dame (23), Baylor (18), Fresno State (18), North Carolina (18), Stanford (13), San Diego State (8), Oregon State (7), South Florida (7), UCF (7), Utah (5), Auburn (3), Duke (3), North Texas (1)

USA TODAY/ NFCA COACHES TOP 25 POLL

WEEK 2 • FEB. 18

Rk.	Team (1st Votes)	Pts.	Rec	Prev.
1	UCLA (30)	798	11-0	3
2	Washington (1)	756	10-1	1
3	Oklahoma	716	8-1	2
4	Texas	698	10-0	6
5	Arizona	691	9-1	4
6	LSU	613	8-1	7
7	Florida	606	11-1	8
8	Michigan (1)	569	9-0	11
9	Florida State	497	7-4	5
10	Alabama	462	4-5	9
11	Louisiana	441	7-2	13
12	Tennessee	437	6-2	12
13	Kentucky	408	7-2	10
14	Oklahoma State	353	6-3	16
15	Oregon	284	9-0	21
16	Arizona State	280	10-2	23
17	Minnesota	276	5-4	14
18	Missouri	270	9-2	19
19	Georgia	264	8-3	15
20	Texas Tech	214	7-3	17
21	James Madison	181	2-1	20
22	South Carolina	117	5-3	18
23	Arkansas	114	7-1	24
24	Virginia Tech	103	7-3	RV
25	Northwestern	72	4-5	21

Others receiving votes: Mississippi State (57), Notre Dame (35), Auburn (26), Fresno State (12), Cal State Fullerton (9), Oregon State (9), Baylor (7), Stanford (6), North Carolina (5), Tulsa (4), UCF (2), Wisconsin (2), North Texas (1).

BY THE NUMBERS

Statistic	All Games	MW	MW Games
Batting Average:	.281	5th	--
Slugging Percentage:	.513	4th	--
On Base Percentage:	.415	2nd	--
Runs Scored:	55	5th	--
Hits:	63	7th	--
RBIs:	48	5th	--
HRs:	12	2nd	--
Total Bases:	115	4th	--
ERA:	3.86	8th	--
Opp. Batting Avg.:	.301	9th	--
Batters Struck Out:	14	9th	--
Hits Allowed:	68	T-6th	--
Runs Allowed:	36	6th	--
Earned Runs Allowed:	32	7th	--
Walks Allowed:	22	3rd	--
Home Runs Allowed:	7	T-6th	--
Fielding Percentage:	.972	T-2nd	--
Putouts:	174	8th	--
Fielding Double Plays:	4	T-4th	--
Caught Stealing By:	3	T-2nd	--

MOUNTAIN WEST STANDINGS

School	Conf.	Conf. %	Overall	Overall %	Streak
Fresno State	0-0	0.000	8-2	0.800	W5
San José State	0-0	0.000	7-2	0.778	W7
San Diego State	0-0	0.000	8-3	0.727	W4
UNLV	0-0	0.000	7-4	0.636	L1
Boise State	0-0	0.000	6-4	0.600	L1
Utah State	0-0	0.000	6-4	0.600	W5
New Mexico	0-0	0.000	5-4	0.556	L1
Colorado State	0-0	0.000	4-5	0.444	L4
Nevada	0-0	0.000	1-8	0.111	L2

NUMERICAL ROSTER

#	NAME	POS	HT	YR	B/T	HOMETOWN (PREVIOUS SCHOOL)
00	Andrea Howard	OF	5-6	Jr.	L/L	Albuquerque, N.M. (La Cueva HS)
1	Briana Martinez	UT	5-3	Fr.	R/R	Albuquerque, N.M. (Rio Rancho HS)
3	Rachael Hathoot	IF	5-8	Fr.	R/R	Albuquerque, N.M. (La Cueva HS)
4	Taryn Young	OF	5-8	Jr.	R/R	Anaheim, Calif. (Arizona)
5	Sydney Broderick	C	5-4	Jr.	R/R	Mesa, Ariz. (Desert Ridge HS)
6	Jayden Gandert	P	5-7	Fr.	R/R	Rio Rancho, N.M. (Cleveland HS)
7	MacKenzie Peterson	OF	5-9	So.	R/R	Gilbert, Ariz. (Phoenix College)
8	Bailey Klitzke	P/1B	5-8	Sr.	L/L	Apache Junction, Ariz. (Wichita State)
9	Taylor Jones	IF	5-7	Jr.	R/R	Albuquerque, N.M. (La Cueva HS)
10	Cameryn O'Grady	SS	5-6	Sr.	L/R	Orange, Calif. (El Modena HS)
13	Kennedy Ferguson	P	5-6	So.	R/R	Camas, Wash. (Camas HS)
14	Jocelyn Ulrich	OF	5-7	Fr.	L/R	Aztec, N.M. (Aztec HS)
15	Sam Kortsen	IF	5-10	Fr.	R/R	Willcox, Ariz. (Thatcher HS)
16	Leslie Romero	OF	5-4	So.	R/R	Gonzales, Calif. (Salinas HS)
22	Gavyn Shafer	IF	5-10	Fr.	R/R	Hillsboro, Ore. (Century HS)
24	Skylar Jenkins	OF	5-5	R-Fr.	R/R	Lawrenceville, Ga. (Buford HS)
25	Brianna Sanchez	P	5-6	Fr.	R/R	West Covina, Calif. (Bishop Amat HS)
32	Lauren Wilmert	C/1B	5-10	Sr.	R/R	Albuquerque, N.M. (Volcano Vista HS)
44	Alexis Buddenhagen	P	5-4	Jr.	L/L	Albuquerque, N.M. (Bethany College)
66	Jennifer Hernandez	IF	5-2	Fr.	L/R	Albuquerque, N.M. (Atrisco Heritage Academy)
77	Reyan Tuck	IF	6-0	So.	R/R	Hillsboro, Ore. (Towson)
99	Kiana Spencer	P	5-6	Sr.	L/L	Gallup, N.M. (Yavapai College)

ALPHABETICAL ROSTER

#	NAME	POS	HT	YR	B/T	HOMETOWN (PREVIOUS SCHOOL)
5	Sydney Broderick	C	5-4	Jr.	R/R	Mesa, Ariz. (Desert Ridge HS)
44	Alexis Buddenhagen	P	5-4	Jr.	L/L	Albuquerque, N.M. (Bethany College)
13	Kennedy Ferguson	P	5-6	So.	R/R	Camas, Wash. (Camas HS)
6	Jayden Gandert	P	5-7	Fr.	R/R	Rio Rancho, N.M. (Cleveland HS)
3	Rachael Hathoot	IF	5-8	Fr.	R/R	Albuquerque, N.M. (La Cueva HS)
66	Jennifer Hernandez	IF	5-2	Fr.	L/R	Albuquerque, N.M. (Atrisco Heritage Academy)
00	Andrea Howard	OF	5-6	Jr.	L/L	Albuquerque, N.M. (La Cueva HS)
24	Skylar Jenkins	OF	5-5	R-Fr.	R/R	Lawrenceville, Ga. (Buford HS)
9	Taylor Jones	IF	5-7	Jr.	R/R	Albuquerque, N.M. (La Cueva HS)
8	Bailey Klitzke	P/1B	5-8	Sr.	L/L	Apache Junction, Ariz. (Wichita State)
15	Sam Kortsen	IF	5-10	Fr.	R/R	Thatcher, Ariz. (Thatcher HS)
1	Briana Martinez	UT	5-3	Fr.	R/R	Albuquerque, N.M. (Rio Rancho HS)
10	Cameryn O'Grady	SS	5-6	Sr.	L/R	Orange, Calif. (El Modena HS)
7	MacKenzie Peterson	OF	5-9	So.	R/R	Gilbert, Ariz. (Phoenix College)
16	Leslie Romero	OF	5-4	So.	R/R	Gonzales, Calif. (Salinas HS)
25	Brianna Sanchez	P	5-6	Fr.	R/R	West Covina, Calif. (Bishop Amat HS)
22	Gavyn Shafer	IF	5-10	Fr.	R/R	Hillsboro, Ore. (Century HS)
99	Kiana Spencer	P	5-6	Sr.	L/L	Gallup, N.M. (Yavapai College)
77	Reyan Tuck	IF	6-0	So.	R/R	Hillsboro, Ore. (Towson)
14	Jocelyn Ulrich	OF	5-7	Fr.	L/R	Aztec, N.M. (Aztec HS)
32	Lauren Wilmert	C/1B	5-10	Sr.	R/R	Albuquerque, N.M. (Volcano Vista HS)
4	Taryn Young	OF	5-8	Jr.	R/R	Anaheim, Calif. (Arizona)

RETURNERS (11) - 2019 SEASON STATS

No.	Name	Pos.	Cl.	Avg.	GP-GS	AB	R	H	2B	3B	HR	RBI	SLG%	FLD%
00	Andrea Howard	OF	So.	.192	46-46	125	25	24	9	2	3	15	.368	.962
5	Sydney Broderick	C	So.	.095	33-30	63	5	6	2	0	1	3	.175	.952
7	MacKenzie Peterson	OF	Fr.	.176	21-13	34	2	6	0	0	0	2	.176	.941
8	Bailey Klitzke	P/1B	Jr.	.297	49-45	118	11	35	6	3	2	26	.449	1.000
9	Taylor Jones	IF	So.	.138	42-35	87	10	12	1	0	2	5	.218	.963
10	Cameryn O'Grady	SS	Jr.	.348	53-53	141	32	49	16	1	6	26	.603	.894
16	Leslie Romero	OF	Fr.	.000	10-2	12	0	0	0	0	0	0	.000	1.000
32	Lauren Wilmert	C	Jr.	.261	47-47	134	23	35	9	1	7	35	.500	.962

PITCHERS RETURNING (3) - 2019 SEASON STATS

No.	Name	Cl.	ERA	W-L	APP	GS	CG	SHO	SV	IP	SO	BF
13	Kennedy Ferguson	Fr.	4.98	4-15	33	21	9	1/0	0	125.0	74	623
99	Kiana Spencer	Jr.	6.37	6-18	33	23	11	2/0	1	122.0	66	626
8	Bailey Klitzke	Jr.	9.97	2-8	27	9	2	0/0	1	59.2	56	350

KEY PLAYERS LOST (3) - 2019 SEASON STATS

No.	Name	Pos.	Avg.	GP-GS	AB	R	H	2B	3B	HR	RBI	SLG%	FLD%
44	Aleyah Wilbon	OF	.324	43-24	74	13	24	1	0	3	3	.338	.971
4	D'Andra DeFlora	OF	.234	52-52	145	29	34	5	0	3	15	.331	.976
22	Monica Salas	IF	.234	49-49	124	15	29	4	0	5	18	.387	.907

NEWCOMERS (11)

No.	Name	Pos.	No.	Name	Pos.
1	Briana Martinez	UT	22	Gavyn Shafer	IF
3	Rachael Hathoot	IF	25	Brianna Sanchez	P
4	Taryn Young	OF	44	Alexis Buddenhagen	P
6	Jayden Gandert	P	66	Jennifer Hernandez	IF
14	Jocelyn Ulrich	OF	77	Reyan Tuck	IF
15	Sam Kortsen	IF			

PRONUNCIATION GUIDE

00	ANDREA Howard	on-DRAY-uh
3	Rachael HATHOOT	HAT-who-t
14	Jocelyn ULRICH	Uhl-rich
44	Alexis BUDDENHAGEN	BUD-den-HAY-ten
	Paula CONGLETON	CONGLE-ton
	Tyler HEIL	HIGHL

CLASS

Seniors (4)

8	Bailey Klitzke	P/1B
10	Cameryn O'Grady	SS
99	Kiana Spencer	P
32	Lauren Wilmert	C/1B

Juniors (5)

44	Alexis Buddenhagen	P
00	Andrea Howard	OF
9	Taylor Jones	IF
5	Sydney Broderick	C
4	Taryn Young	OF

Sophomores (4)

13	Kennedy Ferguson	P
7	MacKenzie Peterson	OF
16	Leslie Romero	OF
77	Reyan Tuck	IF

Freshmen (9)

6	Jayden Gandert	P
3	Rachael Hathoot	IF
66	Jennifer Hernandez	IF
24	Skylar Jenkins	OF
15	Sam Kortsen	IF
1	Briana Martinez	IF
25	Brianna Sanchez	P
22	Gavyn Shafer	IF
14	Jocelyn Ulrich	OF

HOME STATE

Arizona (4)

5	Sydney Broderick	C
8	Bailey Klitzke	P
15	Sam Kortsen	IF
7	MacKenzie Peterson	OF

California (4)

10	Cameryn O'Grady	SS
16	Leslie Romero	OF
25	Brianna Sanchez	P
4	Taryn Young	OF

Georgia (1)

24	Skylar Jenkins	OF
----	----------------	----

New Mexico (10)

44	Alexis Buddenhagen	P
6	Jayden Gandert	P
3	Rachael Hathoot	IF
66	Jennifer Hernandez	IF
00	Andrea Howard	OF
9	Taylor Jones	IF
1	Briana Martinez	IF
99	Kiana Spencer	P
14	Jocelyn Ulrich	OF
32	Lauren Wilmert	C/1B

Oregon (2)

22	Gavyn Shafer	IF
77	Reyan Tuck	IF

Washington (1)

13	Kennedy Ferguson	P
----	------------------	---

POSITION

Outfield (6)	Catcher (2)	Utility (1)
Infield (7)	Pitcher (6)	



2020 NEW MEXICO LOBOS RADIO/TV ROSTER



00
Andrea Howard
OF | 5-6 | Jr.
Albuquerque, N.M.




1
Briana Martinez
UT | 5-3 | Fr.
Albuquerque, N.M.



3
Rachael Hathoot
IF | 5-8 | Fr.
Albuquerque, N.M.



4
Taryn Young
OF | 5-8 | Jr.
Anaheim, Calif.



5
Sydney Broderick
C | 5-4 | Jr.
Mesa, Ariz.



6
Jayden Gandert
P | 5-7 | Fr.
Rio Rancho, N.M.



7
MacKenzie Peterson
OF | 5-9 | So.
Gilbert, Ariz.



8
Bailey Klitzke
P/1B | 5-8 | Sr.
Apache Junction, Ariz.



9
Taylor Jones
IF | 5-7 | Jr.
Albuquerque, N.M.



10
Cameryn O'Grady
SS | 5-6 | Sr.
Orange, Calif.



13
Kennedy Ferguson
P | 5-6 | So.
Camas, Wash.




14
Jocelyn Ulrich
OF | 5-7 | Fr.
Aztec, N.M.



15
Sam Kortsen
IF | 5-10 | Fr.
Thatcher, Ariz.



16
Leslie Romero
OF | 5-4 | So.
Gonzales, Calif.



22
Gavyn Shafer
IF | 5-10 | Fr.
Hillsboro, Ore.



24
Skylar Jenkins
OF | 5-5 | R-Fr.
Lawrenceville, Ga.



32
Lauren Wilmert
C/1B | 5-10 | Sr.
Albuquerque, N.M.




44
Alexis Buddenhagen
P | 5-4 | Jr.
Albuquerque, N.M.



66
Jennifer Hernandez
IF | 5-2 | Fr.
Albuquerque, N.M.



77
Reyan Tuck
IF | 6-0 | So.
Hillsboro, Ore.



99
Kiana Spencer
P | 5-6 | Sr.
Gallup, N.M.



Paula Congleton
Head Coach



Tyler Heil
Assistant Coach



Breanna
Macha Peterson
Assistant Coach



Madison Foust
Athletic Trainer



Brett Nakashima
Strength and Conditioning
Coach



Paula Congleton

5th Head Coach in UNM Program History
Record at UNM: 31-84

NOTEWORTHY :

- Named the fifth head coach in program history on June 20, 2017
- Enters her third season at her alma mater
- Earned her 300th career victory on April 17, 2014
- Earned her 350th career victory on April 22, 2017
- Earned her 400th career victory on May 4, 2018
- Earned her first win at UNM against St. Mary's on Feb. 9, 2018 (4-1)

MORE NOTES ON COACH CONGLETON **COACHING EXPERIENCE**

- Spent 19 seasons at Santa Barbara City College with the Vaqueros molding the program into one of the elite programs in the WSC
- Three-time WSC Gold Division Coach of the Year
- 2011 Southern Cal Coaching Staff of the Year
- 2011 NFCA National Coaching Staff of the Year
- Led the Vaqueros to four Southern Cal Regional appearances and one trip to the Southern Cal Super Regional
- Guided the Vaqueros to their greatest success of the program, winning a Southern Cal Regional series and advancing to the Super Regional for the first time ever in 2016
- Led the 2016 SBCC squad to the second-most games in program history (30-14)
- The 2016 team finished third WSC Gold Division
- In 2011, led the Vaqueros to a program-record 31 wins (31-7 overall), leading the team to a WSC title and the Southern Cal Regional
- Four-time Scholar Athlete first baseman for the Lobos (3.89 GPA)
- Three-time All-American at New Mexico
- Received her Doctorate in educational administration in 2009
- Served as a full-time professor at SBCC teaching health, weight training and kinesiology
- Served as Associate Athletic Director and Coordinator of the Academic Achievement Zone for student-athletes at SBCC

Head Coach:

2017-Present - New Mexico (28-83)
1998-2017 - Santa Barbara City Coll. (Calif.) (354-322)
1996-1998 - Cal. State University Eastbay (33-71)

Graduate Assistant:

1986-1988 - New Mexico

Overall NCAA DI record (Third Season): 28-83
Overall NCAA record (Fourth Season): 47-110
Overall record (23 years): 415-476 (.466)

ALMA MATER

New Mexico (1984)

TWITTER

Follow @CoachCongleton



2020 NEW MEXICO OVERALL STATISTICS

Record: 5-4 Home: 3-1 Away: 1-1 Neutral: 1-2 MW: 0-0

Player	avg	gp-gs	ab	r	h	2b	3b	hr	rbi	tb	slg%	bb	hp	so	gdp	ob%	sf	sh	sb-att	po	a	e	fld%	
10 O'GRADY, Cameryn	.423	9-9	26	9	11	8	0	1	8	22	.846	7	2	3	0	.571	0	0	0-0	16	21	1	.974	
1 MARTINEZ, Briana	.417	9-9	24	9	10	1	0	2	6	17	.708	10	0	1	0	.588	0	0	2-2	8	0	0	1.000	
8 KLITZKE, Bailey	.350	8-8	20	6	7	2	0	1	6	12	.600	8	0	5	0	.536	0	0	1-1	0	0	0	.000	
77 TUCK, Reyann	.333	7-5	15	1	5	1	0	0	2	6	.400	1	0	2	0	.353	1	0	1-1	28	1	0	1.000	
0 HOWARD, Andrea	.296	9-9	27	7	8	1	0	4	11	21	.778	4	0	5	0	.364	2	0	1-1	27	2	0	1.000	
3 HATHOOT, Rachael	.290	9-9	31	8	9	0	1	1	4	14	.452	5	0	2	0	.389	0	0	0-0	17	10	1	.964	
32 WILMERT, Lauren	.286	7-6	14	2	4	0	0	0	2	4	.286	4	1	3	0	.474	0	0	0-0	23	2	0	1.000	
4 YOUNG, Taryn	.125	7-7	16	3	2	0	0	0	0	2	.125	3	0	7	0	.263	0	0	0-0	10	0	0	1.000	
22 SHAFER, Gavyn	.053	9-8	19	1	1	0	0	0	2	1	.053	5	1	2	0	.269	1	1	0-0	16	13	1	.967	

16 ROMERO, Leslie	.375	5-3	8	2	3	1	0	0	3	4	.500	0	0	0	0	.333	1	0	0-0	3	0	0	1.000	
5 BRODERICK, Sydney	.200	4-4	10	2	2	0	0	2	2	8	.800	3	0	0	0	.385	0	0	0-0	9	2	1	.917	
24 JENKINS, Skylar	.167	6-1	6	2	1	0	0	1	2	4	.667	1	0	1	0	.286	0	0	0-0	2	0	0	1.000	
9 JONES, Taylor	.000	4-3	8	0	0	0	0	0	0	0	.000	0	0	2	0	.000	0	1	0-0	10	4	0	1.000	
13 FERGUSON, Kennedy	.000	1-1	0	0	0	0	0	0	0	0	.000	0	0	0	0	.000	0	0	0-0	1	5	1	.857	
66 HERNANDEZ, Jennifer	.000	5-0	0	3	0	0	0	0	0	0	.000	0	0	0	0	.000	0	0	0-0	0	0	0	.000	
Totals	.281	9	224	55	63	14	1	12	48	115	.513	51	4	33	0	.415	5	2	5-5	174	68	7	.972	
Opponents	.301	9	226	36	68	8	3	7	35	103	.456	22	1	14	0	.358	5	6	3-6	163	46	14	.937	

LOB - Team (68), Opp (50). DPs turned - Team (4), Opp (1).

(All games Sorted by Earned run avg)

Player	era	w-l	app	gs	cg	sho	sv	ip	h	r	er	bb	so	2b	3b	hr	b/avg	wp	hp	bk	sfa	sha
25 SANCHEZ, Brianna	3.60	1-2	6	2	1	1/0	0	15.0	16	7	6	6	4	2	0	1	.286	0	0	0	1	0
99 SPENCER, Kiana	4.76	3-0	4	4	3	0/0	0	22.2	24	12	12	11	5	3	2	2	.267	0	0	0	1	1
13 FERGUSON, Kennedy	5.51	1-2	4	3	0	0/0	0	16.1	22	12	10	3	5	2	1	3	.338	0	0	0	2	3

44 BUDDENHAGEN, Alexis	7.36	0-0	1	0	0	0/0	0	3.2	6	4	3	0	0	1	0	1	.400	0	1	0	1	2
8 KLITZKE, Bailey	27.00	0-0	1	0	0	0/0	0	0.1	0	1	1	2	0	0	0	0		1	0	0	0	0
Totals	4.97	5-4	9	9	4	1/0	0	58.0	68	36	32	22	14	8	3	7	.301	1	1	0	5	6
Opponents	7.29	3-5	9	9	2	0/0	1	54.1	63	55	44	51	33	14	1	12	.281	0	4	0	5	2

PB - Team (1), ROMERO 1, Opp (4). SBA/ATT - BRODERICK (3-4), SPENCER (1-2), WILMERT (0-2), SANCHEZ (2-2), FERGUSON (0-1), KLITZKE (0-1).

2019 NEW MEXICO MOUNTAIN WEST STATISTICS

Record: 3-21 Home: 1-11 Away: 2-10 MW: 3-21

Player	avg	gp-gs	ab	r	h	2b	3b	hr	rbi	tb	slg%	bb	hp	so	gdp	ob%	sf	sh	sb-att	po	a	e	fld%
44 WILBON, Aleyah	.340	19-17	50	5	17	1	0	0	2	18	.360	2	0	9	1	.365	0	1	0-0	26	0	1	.963
32 WILMERT, Lauren	.339	18-18	56	8	19	3	0	4	17	34	.607	2	0	17	1	.356	1	0	0-0	84	4	4	.957
10 O'GRADY, Cameryn	.328	24-24	61	13	20	6	0	3	11	35	.574	15	2	15	0	.474	0	0	0-0	28	43	8	.899
8 KLITZKE, Bailey	.262	23-22	61	7	16	3	1	2	11	27	.443	7	0	6	0	.333	1	0	0-0	1	3	0	1.000
4 DeFLORA, D'Andra	.246	23-23	65	11	16	2	0	2	7	24	.369	6	5	22	0	.355	0	1	1-2	38	1	2	.951
22 SALAS, Monica	.241	22-22	54	6	13	2	0	2	7	21	.389	7	1	21	2	.339	0	0	1-1	16	29	4	.918
7 PETERSON, MacKenzie	.231	8-6	13	0	3	0	0	0	2	3	.231	1	0	2	0	.286	0	0	0-0	35	0	4	.897
0 HOWARD, Andrea	.204	17-17	49	11	10	3	1	1	5	18	.367	9	0	15	1	.328	0	0	0-0	39	0	2	.951
66 TOWNES, Sydney	.194	16-13	31	3	6	0	0	0	0	6	.194	8	0	12	0	.359	0	0	0-0	27	0	2	.931
3 JONES, Taylor	.167	19-19	48	6	8	1	0	2	4	15	.313	3	1	19	0	.231	0	0	0-0	59	23	5	.943
9 HALLEEN, Kasey	.154	12-10	26	1	4	0	0	0	2	4	.154	0	1	7	2	.179	1	0	0-0	15	16	1	.969
5 BRODERICK, Sydney	.063	16-16	32	2	2	2	0	0	1	4	.125	8	0	9	0	.250	0	1	1-1	53	10	5	.926
12 HASLAM, Daryn	.000	12-6	22	1	0	0	0	0	0	0	.000	0	0	10	1	.000	0	0	0-0	6	8	2	.875
2 BUCKHOLZ, Maggie	.000	6-2	7	0	0	0	0	0	0	0	.000	1	0	5	0	.125	0	0	0-0	1	0	1	.500
16 ROMERO, Leslie	.000	4-1	5	0	0	0	0	0	0	0	.000	0	0	4	0	.000	0	0	0-0	0	0	0	.000
13 FERGUSON, Kennedy	.000	0-0	0	0	0	0	0	0	0	0	.000	0	0	0	0	.000	0	0	0-0	0	8	0	1.000
23 STELTZER, Emma	.000	0-0	0	0	0	0	0	0	0	0	.000	0	0	0	0	.000	0	0	0-0	0	1	0	1.000
99 SPENCER, Kiana	.000	1-1	0	0	0	0	0	0	0	0	.000	0	0	0	0	.000	0	0	0-0	0	4	0	1.000
Totals	.231	24	580	74	134	23	2	16	69	209	.360	69	10	173	8	.322	3	3	3-4	428	150	41	.934
Opponents	.351	24	659	209	231	49	8	44	193	428	.649	91	16	74	2	.437	7	9	17-23	453	112	20	.966

LOB - Team (138), Opp (146). DPs turned - Team (3), Opp (10). CI - Team (1), BRODERICK 1.

(MW games only Sorted by Earned run avg)

Player	era	w-l	app	gs	cg	sho	sv	ip	h	r	er	bb	so	2b	3b	hr	b/avg	wp	hp	bk	sfa	sha
13 FERGUSON, Kennedy	7.11	2-6	15	9	1	0/0	0	43.1	71	57	44	18	16	14	0	13	.360	4	1	0	3	4
99 SPENCER, Kiana	8.17	1-10	16	10	3	0/0	1	49.2	77	68	58	31	26	19	3	12	.341	5	9	0	3	2
8 KLITZKE, Bailey	9.45	0-5	16	5	1	0/0	1	40.0	63	64	54	32	31	13	5	13	.339	12	4	0	1	3
9 HALLEEN, Kasey	10.50	0-0	2	0	0	0/0	0	2.0	3	3	3	2	1	0	0	1	.333	0	0	0	0	0
23 STELTZER, Emma	11.55	0-0	5	0	0	0/0	0	6.2	13	12	11	6	0	2	0	4	.394	0	2	0	0	0
44 WILBON, Aleyah	28.00	0-0	1	0	0	0/0	0	1.0	4	5	4	2	0	1	0	1	.500	1	0	0	0	0
Totals	8.49	3-21	24	24	5	0/0	2	142.2	231	209	173	91	74	49	8	44	.351	22	16	0	7	9
Opponents	2.97	21-3	24	24	10	6/2	3	151.0	134	74	64	69	173	23	2	16	.231	7	10	0	3	3

PB - Team (6), BRODERICK 5, WILMERT 1, Opp (3). SBA/ATT - BRODERICK (12-15), KLITZKE (6-8), WILMERT (5-8), FERGUSON (5-7), SPENCER (4-6), STELTZER (2-2).



2020 NEW MEXICO GAME-BY-GAME STATISTICS

Date	Opponent	ab	r	h	rbi	2b	3b	hr	tb	bb	ibb	sb	cs	hbp	sac	sf	gdp	k	po	a	e	lob	avg
Feb 07	vs Weber State	23	1	2	1	1	0	0	3	9	0	0	0	0	0	1	0	6	21	11	0	11	.087
Feb 07	vs Stanford	29	6	7	6	1	0	1	11	8	0	0	0	1	0	0	0	7	20	9	1	11	.173
Feb 08	vs Stanford	21	2	3	2	0	0	2	9	3	0	0	0	0	0	0	0	2	21	6	0	4	.164
Feb 08	at Grand Canyon	27	9	8	6	2	0	4	22	6	0	1	0	2	0	1	0	5	21	10	0	9	.200
Feb 09	at Grand Canyon	30	6	9	5	1	0	1	13	5	0	1	0	0	2	0	0	4	19	3	3	10	.223
Feb 14	NORTHERN COLORAD	24	12	13	12	3	0	1	19	6	0	1	0	0	0	2	0	3	15	4	1	7	.273
Feb 15	NORTHERN COLORAD	27	8	9	5	3	0	2	18	3	0	1	0	0	0	0	0	0	21	12	0	4	.282
Feb 15	UCSB	18	9	7	9	2	1	1	14	5	0	1	0	0	0	1	0	2	15	6	1	3	.291
Feb 16	UCSB	25	2	5	2	1	0	0	6	6	0	0	0	1	0	0	0	4	21	7	1	9	.281
Totals		224	55	63	48	14	1	12	115	51	0	5	0	4	2	5	0	33	174	68	7	68	.281

2020 NEW MEXICO RECORD AND INNING BREAKDOWN

Score by innings	1	2	3	4	5	6	7	Total
New Mexico	10	5	10	13	9	7	1	55
Opponents	4	2	6	4	9	3	8	36

Record when ...

Overall	5-4	After 6 leading	3-1
Conference	0-0 trailing	0-2
Non-Conference	5-4 tied	0-1
Home games	3-1	After 7 leading	0-0
Away games	1-1 trailing	0-0
Neutral site	1-2 tied	0-0
Day games	3-4	After 8 leading	0-0
Night games	2-0 trailing	0-0
vs Left starter	1-0 tied	0-0
vs Right starter	4-4		
1-Run games	0-2	Hit 0 home runs	0-2
2-Run games	1-0	... 1 home run	2-2
5+Run games	4-1	... 2+ home runs	3-0
Extra innings	0-0		
Shutouts	1-0	Opponent 0 home runs	3-1
	 1 home run	2-1
	 2+ HRs	0-2
Scoring 0-2 runs	1-2		
..... 3-5 runs	0-0		
..... 6-9 runs	3-2	Made 0 errors	3-1
..... 10+ runs	1-0	... 1 error	2-2
		... 2+ errors	0-1
Opponent 0-2 runs	2-0		
..... 3-5 runs	3-1	Opp. made 0 errors	1-0
..... 6-9 runs	0-3 1 error	2-2
..... 10+ runs	0-0 2+ errors	2-2
Scored in 1st inning	3-2	Out-hit opponent	3-1
Opp. scored in 1st	1-1	Out-hit by opponent	2-3
Scores first	3-3	Hits are tied	0-0
Opp. scores first	2-1		

Record when team scores:

Runs	0	1	2	3	4	5	6	7	8	9	10+
W-L	0-0	0-1	1-1	0-0	0-0	0-0	0-2	0-0	1-0	2-0	1-0

Record when opponent scores:

Runs	0	1	2	3	4	5	6	7	8	9	10+
W-L	1-0	1-0	0-0	2-0	1-1	0-0	0-0	0-3	0-0	0-0	0-0

Record when leading after:

Inn.	1	2	3	4	5	6	7	8
W-L	3-2	3-2	4-3	4-2	3-1	3-1	0-0	0-0

Record when trailing after:

Inn.	1	2	3	4	5	6	7	8
W-L	1-1	1-1	0-1	0-1	0-3	0-2	0-0	0-0

Record when tied after:

Inn.	1	2	3	4	5	6	7	8
W-L	1-1	1-1	1-0	1-1	0-0	0-1	0-0	0-0

Current losing streak: 1
 Longest winning streak: 3
 Longest losing streak: 2

Home attendance : 2010 (4 dates avg = 502)
 Away attendance : 1331 (5 dates avg = 266)
 Total attendance: 3341 (9 dates avg = 371)



2020 NEW MEXICO SITUATIONAL BREAKDOWN

Player	vs left			vs right			w/runners			w/bases empty			w/bases loaded			as leadoff			fly	gnd	fly/
	h	ab	avg	h	ab	avg	h	ab	avg	h	ab	avg	h	ab	avg	rch	ops	pct	out	out	gnd
5 BRODERICK, Sydney	0	0	---	2	10	.200	0	6	.000	2	4	.500	0	2	.000	2	3	.667	5	1	5.0
3 HATHOOT, Rachael	0	3	.000	9	28	.321	1	10	.100	8	21	.381	0	0	---	7	14	.500	12	6	2.0
0 HOWARD, Andrea	0	1	.000	8	26	.308	5	17	.294	3	10	.300	1	3	.333	1	3	.333	10	4	2.5
24 JENKINS, Skylar	0	0	---	1	6	.167	1	3	.333	0	3	.000	0	0	---	0	1	.000	3	1	3.0
9 JONES, Taylor	0	0	---	0	8	.000	0	7	.000	0	1	.000	0	2	.000	0	1	.000	5	2	2.5
8 KLITZKE, Bailey	1	2	.500	6	18	.333	6	15	.400	1	5	.200	0	2	.000	2	2	1.000	5	2	2.5
1 MARTINEZ, Briana	2	3	.667	8	21	.381	6	15	.400	4	9	.444	0	1	.000	1	5	.200	7	6	1.2
10 O'GRADY, Cameryn	2	2	1.000	9	24	.375	6	12	.500	5	14	.357	0	1	.000	3	5	.600	9	2	4.5
16 ROMERO, Leslie	0	0	---	3	8	.375	1	3	.333	2	5	.400	0	0	---	1	1	1.000	5	0	99.9
22 SHAFER, Gavyn	1	2	.500	0	17	.000	1	11	.091	0	8	.000	0	2	.000	0	2	.000	10	6	1.7
77 TUCK, Reyann	1	1	1.000	4	14	.286	3	5	.600	2	10	.200	0	0	---	2	6	.333	4	5	0.8
32 WILMERT, Lauren	1	2	.500	3	12	.250	2	6	.333	2	8	.250	0	3	.000	3	6	.500	4	3	1.3
4 YOUNG, Taryn	0	1	.000	2	15	.133	1	5	.200	1	11	.091	0	1	.000	2	7	.286	5	2	2.5
Totals	8	17	.471	55	207	.266	33	115	.287	30	109	.275	1	17	.059	24	56	.429	84	40	2.1
Opponents	30	105	.286	38	121	.314	33	112	.295	35	114	.307	1	3	.333	25	59	.424	88	60	1.5

Player	pinch hitting			w/runners in scoring pos			w/runner on 3rd and LT 2 out			with 2 outs			success adv runners			2-	rnr	rnr	rch	rch	kl
	h	ab	avg	h	ab	avg	rbi	ops	pct	h	ab	avg	adv	ops	pct	rbi	w/out	lob	err	fc	kl
5 BRODERICK, Sydney	0	0	---	0	4	.000	0	0	---	0	3	.000	2	6	.333	0	0	6	2	0	0
3 HATHOOT, Rachael	0	0	---	1	5	.200	1	1	1.000	1	8	.125	5	12	.417	1	0	7	2	0	0
0 HOWARD, Andrea	0	0	---	4	13	.308	4	5	.800	3	12	.250	12	22	.545	2	1	12	1	2	3
24 JENKINS, Skylar	1	3	.333	1	3	.333	0	0	---	0	1	.000	2	3	.667	0	1	0	0	0	1
9 JONES, Taylor	0	1	.000	0	5	.000	0	0	---	0	4	.000	1	8	.125	0	2	9	0	0	0
8 KLITZKE, Bailey	0	0	---	4	10	.400	4	4	1.000	0	4	.000	12	20	.600	0	0	10	0	1	2
1 MARTINEZ, Briana	0	0	---	4	10	.400	1	2	.500	2	4	.500	13	19	.684	0	3	3	0	2	0
10 O'GRADY, Cameryn	0	0	---	2	5	.400	1	2	.500	3	8	.375	12	16	.750	2	1	3	1	0	1
16 ROMERO, Leslie	0	2	.000	0	1	.000	2	2	1.000	0	2	.000	3	4	.750	0	2	0	1	0	0
22 SHAFER, Gavyn	0	1	.000	1	9	.111	1	2	.500	0	10	.000	9	16	.563	0	3	10	2	1	0
77 TUCK, Reyann	1	2	.500	1	2	.500	2	2	1.000	0	2	.000	4	6	.667	0	2	1	0	0	0
32 WILMERT, Lauren	1	1	1.000	2	6	.333	0	3	.000	1	5	.200	4	8	.500	2	0	3	0	0	2
4 YOUNG, Taryn	0	0	---	0	3	.000	0	2	.000	1	3	.333	2	6	.333	0	0	2	0	0	3
Totals	3	10	.300	20	76	.263	16	25	.640	11	66	.167	81	146	.555	7	15	68	9	6	12
Opponents	3	9	.333	16	51	.314	10	11	.909	24	76	.316	59	129	.457	13	19	50	6	9	3

Success Advancing Runners = percentage of times the batter advanced at least one runner during a plate appearance
 #Rnr Adv w/Out = TOTAL number of runners advanced when the player made an out



00 ANDREA HOWARD

OF • 5-6 • JR.

ALBUQUERQUE, N.M. • LA CUEVA HS

SINGLE-GAME HIGHS

Hits: 3, 2x, Last at Nevada, 3-24-18
 Doubles: 1, 16x, Last at Grand Canyon, 2-8-20
 Triples: 1, 3x, Last at San Diego State, 3-17-19
 Home runs: 2, Grand Canyon, 2-8-20
 Total bases: 8, Grand Canyon, 2-8-20
 RBI: 5, Northern Colorado, 2-14-20
 Runs scored: 3, 3x, Last vs UTEP, 2-8-19
 Walks: 4, UTEP, 2-8-19
 Hit by pitch: 1, 2x, Last vs. Alabama, 2-15-19

Struck out: 3, 4x, Last at NMSU, 4-2-19
 Sac flies: 1, 4x, Last vs. Northern Colo., 2-14-20
 Sac bunts: 1, 3x, Last at Hawai'i, 2-23-19
 At bats: 5, 2x, Last at Utah State, 4-6-19
 Stolen bases: 1, 5x, Last vs. UCSB, 2-15-20
 Putouts: 13, at UTEP, 4-16-18
 Assists: 1, 11x, Last vs. UCSB, 2-15-20
 Named All-Mountain West Second Team in 2018
 2019 Google Cloud Academic All-America®
 Second Team

CAREER STATS (AT UNM)

Year	avg	gp-gs	ab	r	h	2b	3b	hr	rbi	tb	slg%	bb	hbp	so	gdp	ob%	sf	sh	sb-att	po	a	e	fld%
2018	.313	51-50	131	20	41	6	1	7	18	70	.534	23	1	39	1	.414	2	2	3-4	296	5	4	.987
2019	.192	46-46	125	25	24	9	2	3	15	46	.368	24	1	44	1	.327	0	1	1-1	97	4	4	.962
2020	.296	9-9	27	7	8	1	0	4	11	21	.778	4	0	5	0	.364	2	0	1-1	27	2	0	1.000
TOTAL	.258	106-105	283	52	73	16	3	14	44	137	.484	51	2	88	2	.371	4	3	5-6	420	11	8	.982

2020 GAME-BY-GAME

Date	Opponent	Pos	AB	R	H	RBI	2B	3B	HR	BB	SB	CS	HBP	SAC	SF	GDP	K	PO	A	E	Avg
Feb 07	vs Weber State	*of	3	0	0	0	0	0	0	1	0	0	0	0	0	0	2	0	0	0	.000
Feb 07	vs Stanford	*of	3	0	1	1	0	0	0	1	0	0	0	0	0	0	1	7	0	0	.167
Feb 08	vs Stanford	*of	2	1	1	1	0	0	1	1	0	0	0	0	0	0	0	3	0	0	.250
Feb 08	at Grand Canyon	*of	3	2	2	3	0	0	2	0	0	0	0	0	1	0	0	3	0	0	.364
Feb 09	at Grand Canyon	*of	4	0	1	1	1	0	0	0	0	0	0	0	0	0	0	4	0	0	.333
Feb 14	NORTHERN COLORA	*of	3	2	2	5	0	0	1	0	0	0	0	0	1	0	0	2	0	0	.389
Feb 15	NORTHERN COLORA	*of	3	1	1	0	0	0	0	0	0	0	0	0	0	0	0	2	1	0	.381
Feb 15	UCSB	*of	3	1	0	0	0	0	0	0	1	0	0	0	0	0	1	4	1	0	.333
Feb 16	UCSB	*of	3	0	0	0	0	0	0	1	0	0	0	0	0	0	1	2	0	0	.296
Totals		9gs	27	7	8	11	1	0	4	4	1	0	0	0	2	0	5	27	2	0	.296

On base pct. .364 • Slugging pct. .778





1 BRIANA MARTINEZ *UT • 5-3 • FR.*
ALBUQUERQUE, N.M. • RIO RANCHO HS

SINGLE-GAME HIGHS

Hits: 3, 2x, Last vs. Northern Colo., 2-14-20
 Doubles:1, Northern Colorado, 2-14-20
 Triples:
 Home runs: 1, 2x, Last vs. UNC, 2-15-20
 Total bases: 6, Grand Canyon, 2-9-20
 RBI: 2, 2x, Last vs. UNC, 2-15-20
 Runs scored: 3, Northern Colorado, 2-14-20
 Walks: 2, 2x, Last at Grand Canyon, 2-8-20
 Hit by pitch:

Struck out: 1, Weber State, 2-7-20
 Sac flies:
 Sac bunts:
 At bats: 3, 6x, Last vs. UCSB, 2-16-20
 Stolen bases: 1, 2x, Last at Grand Canyon, 2-9-20
 Caught stealing:
 Field chances: 3, Weber State, 2-7-20
 Putouts: 3, Weber State, 2-7-20
 Assists:

CAREER STATS (AT UNM)

Year	avg	gp-gs	ab	r	h	2b	3b	hr	rbi	tb	slg%	bb	hbp	so	gdp	ob%	sf	sh	sb-att	po	a	e	fld%
2020	.417	9-9	24	9	10	1	0	2	6	17	.708	10	0	1	0	.588	0	0	2-2	8	0	0	1.000
TOTAL	.417	9-9	24	9	10	1	0	2	6	17	.708	10	0	1	0	.588	0	0	2-2	8	0	0	1.000

2020 GAME-BY-GAME

Date	Opponent	Pos	AB	R	H	RBI	2B	3B	HR	BB	SB	CS	HBP	SAC	SF	GDP	K	PO	A	E	Avg
Feb 07	vs Weber State	*of	2	1	0	0	0	0	0	2	0	0	0	0	0	0	1	3	0	0	.000
Feb 07	vs Stanford	*of	3	0	1	1	0	0	0	1	0	0	0	0	0	0	0	0	0	0	.200
Feb 08	vs Stanford	*of	3	0	1	0	0	0	0	0	0	0	0	0	0	0	0	1	0	0	.250
Feb 08	at Grand Canyon	*of	2	1	0	0	0	0	0	2	1	0	0	0	0	0	0	1	0	0	.200
Feb 09	at Grand Canyon	*of	3	2	3	2	0	0	1	1	1	0	0	0	0	0	0	1	0	0	.385
Feb 14	NORTHERN COLORA	*of	3	3	3	1	1	0	0	1	0	0	0	0	0	0	0	0	0	0	.500
Feb 15	NORTHERN COLORA	*of	3	2	2	2	0	0	1	1	0	0	0	0	0	0	0	0	0	0	.526
Feb 15	UCSB	*of	2	0	0	0	0	0	0	1	0	0	0	0	0	0	0	1	0	0	.476
Feb 16	UCSB	*of	3	0	0	0	0	0	0	1	0	0	0	0	0	0	0	1	0	0	.417
Totals		9gs	24	9	10	6	1	0	2	10	2	0	0	0	0	0	1	8	0	0	.417

On base pct. .588 • Slugging pct. .708



3 RACHAEL HATHOOT *IF • 5-8 • FR.*
ALBUQUERQUE, N.M. • LA CUEVA HS

SINGLE-GAME HIGHS

Hits: 2, 2x, Last vs. UCSB, 2-15-20
 Doubles:
 Triples: 1, UCSB, 2-15-20
 Home runs: 1, Stanford, 2-8-20
 Total bases: 4, 2x, Last vs. UCSB, 2-15-20
 RBI: 2, UCSB, 2-15-20
 Runs scored: 2, 3x, Last vs. UCSB, 2-15-20
 Walks: 2, Weber State, 2-7-20
 Hit by pitch:

Struck out: 1, 2x, Last at GCU, 2-9-20
 Sac flies:
 Sac bunts:
 At bats: 5, 2x, Last at GCU, 2-9-20
 Stolen bases:
 Caught stealing:
 Field chances: 7, Northern Colorado, 2-14-20
 Putouts: 4, 2x, Last vs. UCSB, 2-16-20
 Assists: 3, Northern Colorado, 2-14-20

CAREER STATS (AT UNM)

Year	avg	gp-gs	ab	r	h	2b	3b	hr	rbi	tb	slg%	bb	hbp	so	gdp	ob%	sf	sh	sb-att	po	a	e	fld%
2020	.290	9-9	31	8	9	0	1	1	4	14	.452	5	0	2	0	.389	0	0	0-0	17	10	1	.964
TOTAL	.290	9-9	31	8	9	0	1	1	4	14	.452	5	0	2	0	.389	0	0	0-0	17	10	1	.964

2020 GAME-BY-GAME

Date	Opponent	Pos	AB	R	H	RBI	2B	3B	HR	BB	SB	CS	HBP	SAC	SF	GDP	K	PO	A	E	Avg
Feb 07	vs Weber State	*3b	2	0	0	0	0	0	0	2	0	0	0	0	0	0	0	3	1	0	.000
Feb 07	vs Stanford	*3b	5	2	1	0	0	0	0	0	0	0	0	0	0	0	0	1	1	1	.143
Feb 08	vs Stanford	*3b	3	1	1	1	0	0	1	0	0	0	0	0	0	0	0	0	0	0	.200
Feb 08	at Grand Canyon	*3b	3	0	1	0	0	0	0	1	0	0	0	0	0	0	0	1	1	2	.231
Feb 09	at Grand Canyon	*3b	5	2	2	0	0	0	0	0	0	0	0	0	0	0	0	1	1	0	.278
Feb 14	NORTHERN COLORA	*3b	3	0	0	1	0	0	0	1	0	0	0	0	0	0	0	4	3	0	.238
Feb 15	NORTHERN COLORA	*3b	4	1	1	0	0	0	0	0	0	0	0	0	0	0	0	0	1	0	.240
Feb 15	UCSB	*3b	3	2	2	2	0	1	0	0	0	0	0	0	0	0	0	3	0	0	.286
Feb 16	UCSB	*3b	3	0	1	0	0	0	0	1	0	0	0	0	0	0	0	4	2	0	.290
Totals		9gs	31	8	9	4	0	1	1	5	0	0	0	0	0	0	2	17	10	1	.290

On base pct. .389 • Slugging pct. .452





4 TARYN YOUNG

OF • 5-8 • JR.
ANAHEIM, CALIF. • ARIZONA

SINGLE-GAME HIGHS

Hits: 1, 2x, Last vs. Stanford, 2-7-20
 Doubles:
 Triples:
 Home runs:
 Total bases: 1, 2x, Last vs. Stanford, 2-7-20
 RBI:
 Runs scored: 1, 6x, Last vs. UNC, 2-14-20
 Walks: 1, 3x, Last vs. UNC, 2-14-20
 Hit by pitch:

Struck out: 2, 2x, Last vs. UNC, 2-14-20
 Sac flies:
 Sac bunts:
 At bats: 3, 3x, Last vs. UNC, 2-15-20
 Stolen bases:
 Caught stealing:
 Field chances: 4, Stanford, 2-8-20
 Putouts: 4, Stanford, 2-8-20
 Assists:

CAREER STATS (AT ARIZONA)

Year	avg	gp-gs	ab	r	h	2b	3b	hr	rbi	tb	slg%	bb	hbp	so	gdp	ob%	sf	sh	sb-att	po	a	e	fld%
2020	.125	7-7	16	3	2	0	0	0	0	2	.125	3	0	7	0	.263	0	0	0-0	10	0	0	1.000
TOTAL	.125	7-7	16	3	2	0	0	0	0	2	.125	3	0	7	0	.263	0	0	0-0	10	0	0	1.000

CAREER STATS (AT UNM)

Year	avg	gp-gs	ab	r	h	2b	3b	hr	rbi	tb	slg%	bb	hbp	so	gdp	ob%	sf	sh	sb-att	po	a	e	fld%
2020	.200	4-4	10	2	2	0	0	0	0	2	.200	2	0	4	0	.333	0	0	0-0	6	0	0	1.000
TOTAL	.200	4-4	10	2	2	0	0	0	0	2	.200	2	0	4	0	.333	0	0	0-0	6	0	0	1.000

2020 GAME-BY-GAME

Date	Opponent	Pos	AB	R	H	RBI	2B	3B	HR	BB	SB	CS	HBP	SAC	SF	GDP	K	PO	A	E	Avg
Feb 07	vs Weber State	*of	3	0	1	0	0	0	0	0	0	0	0	0	0	0	1	0	0	0	.333
Feb 07	vs Stanford	*of	3	1	1	0	0	0	0	1	0	0	0	0	0	0	1	1	0	0	.333
Feb 08	vs Stanford	*of	2	0	0	0	0	0	0	0	0	0	0	0	0	0	0	4	0	0	.250
Feb 08	at Grand Canyon	*of	2	1	0	0	0	0	0	1	0	0	0	0	0	0	2	1	0	0	.200
Feb 14	NORTHERN COLORA	*of	2	1	0	0	0	0	0	1	0	0	0	0	0	0	2	2	0	0	.167
Feb 15	NORTHERN COLORA	*of	3	0	0	0	0	0	0	0	0	0	0	0	0	0	0	2	0	0	.133
Feb 15	UCSB	*of	1	0	0	0	0	0	0	0	0	0	0	0	0	0	1	0	0	0	.125
Totals		7gs	16	3	2	0	0	0	0	3	0	0	0	0	0	0	7	10	0	0	.125

On base pct. .263 • Slugging pct. .125



5 SYDNEY BRODERICK

C • 5-4 • JR.

MESA, ARIZ. • DESERT RIDGE HS

SINGLE-GAME HIGHS

Hits: 3, St. Mary's, 3-10-18
 Doubles: 1, 4x, Last at Utah State, 4-6-19
 Home Runs: 1, 3x, Last at GCU, 2-8-20
 Total bases: 4, 4x, Last at GCU, 2-8-20
 RBI: 2, 2x, Last at NMSU, 4-2-19
 Runs scored: 1, 13x, Last at GCU, 2-8-20
 Walks: 2, 3x, Last at GCU, 2-9-20
 Hit by pitch: 1, vs Oregon, 2-11-18
 Struck out: 3, at Colorado State, 4-8-18

Sac flies: 1, at Nevada, 3-24-18
 Sac bunts: 1, 3x, Last vs Boise State, 4-20-19
 At bats: 4, 4x, Last at Utah State, 4-6-19
 Stolen bases: 1, at Utah State, 4-5-19
 Putouts: 10, at Colorado State, 4-7-18
 Assists: 3, 2x, Last vs. Nevada, 3-30-19
 Runners CS: 2, Utah State, 4-21-18

CAREER STATS (AT UNM)

Year	avg	gp-gs	ab	r	h	2b	3b	hr	rbi	tb	slg%	bb	hbp	so	qdp	ob%	sf	sh	sb-att	po	a	e	fld%
2018	.230	42-36	87	6	20	2	0	0	5	22	.253	6	1	12	2	.284	1	2	0-0	118	12	6	.956
2019	.095	33-30	63	5	6	2	0	1	3	11	.175	10	0	19	1	.219	0	1	1-1	101	19	6	.952
2020	.200	4-4	10	2	2	0	0	2	2	8	.800	3	0	0	0	.385	0	0	0-0	9	2	1	.917
TOTAL	.175	79-70	160	13	28	4	0	3	10	41	.256	19	1	31	3	.265	1	3	1-1	228	33	13	.953

2019 GAME-BY-GAME

Date	Opponent	Pos	AB	R	H	RBI	2B	3B	HR	BB	SB	CS	HBP	SAC	SF	GDP	K	PO	A	E	Avg
Feb 07	vs Stanford	*c	3	1	1	1	0	0	1	0	0	0	0	0	0	0	0	2	0	0	.333
Feb 08	at Grand Canyon	*c	3	1	1	1	0	0	1	1	0	0	0	0	0	0	0	2	0	0	.333
Feb 09	at Grand Canyon	*c	2	0	0	0	0	0	0	2	0	0	0	0	0	0	0	2	1	1	.250
Feb 15	NORTHERN COLORA	*c	2	0	0	0	0	0	0	0	0	0	0	0	0	0	0	3	1	0	.200
Totals		4gs	10	2	2	2	0	0	2	3	0	0	0	0	0	0	0	9	2	1	.200

On base pct. .385 • Slugging pct. .800





6 JAYDEN GANDERT

P • 5-7 • FR.
RIO RANCHO, N.M. • CLEVELAND HS

SINGLE-GAME HIGHS

Hits:
Doubles:
Triples:
Home runs:
Total bases:
RBI:
Runs scored:
Walks:
Hit by pitch:

Struck out:
Sac flies:
Sac bunts:
At bats:
Stolen bases:
Caught stealing:
Field chances:
Putouts:
Assists:

CAREER STATS (AT UNM)

2020 GAME-BY-GAME



7 MacKENZIE PETERSON

OF • 5-9 • 50.
GILBERT, ARIZ. • PHOENIX COLLEGE

SINGLE-GAME HIGHS

Hits: 1, 6x, Last vs. San Jose St., 5-5-19
 Doubles:
 Total bases: 1, 5x, Last vs. North Dakota, 3-26-19
 RBI: 1, 2x, Last vs. San Jose St., 5-3-19
 Runs scored: 1, 2x, Last vs. Oregon St., 3-9-19
 Walks: 2, 2x, Last vs. Oregon St., 3-9-19
 Hit by Pitch: 1, Oregon St., 3-9-19
 Struck out: 1, 5x, Last vs. Nevada, 3-29-19
 Sac bunts:
 At bats: 4, Illinois-Chicago, 2-16-19
 Stolen bases:
 Caught stealing:
 Putouts: 10, Oregon State, 3-9-19
 Assists: 1, Illinois-Chicago, 2-16-19

CAREER STATS (AT UNM)

Year	avg	gp-gs	ab	r	h	2b	3b	hr	rbt	tb	slg%	bb	hbp	so	gdp	ob%	sf	sh	sb-att	po	a	e	fld%
2019	.176	21-13	34	2	6	0	0	0	2	6	.176	6	1	6	0	.317	0	0	0-0	79	1	5	.941
TOTAL	.176	21-13	34	2	6	0	0	0	2	6	.176	6	1	6	0	.317	0	0	0-0	79	1	5	.941

2020 GAME-BY-GAME





8 BAILEY KLITZKE

P/1B • 5-8 • 5R.

APACHE JUNCTION, ARIZ. • WICHITA ST.

SINGLE-GAME HIGHS

Hits: 4, UTEP, 2-8-19
 Doubles: 2, Utah State, 4-6-19
 Triples: 1, 3x, Last vs. North Dakota, 3-26-19
 Home runs: 1, 3x, Last at GCU, 2-8-20
 Total bases: 6, 2x, Last at GCU, 2-8-20
 RBI: 4, 2x, North Dakota, 3-26-19
 Runs scored: 2, 5x, Last at UNC, 2-14-20
 Walks: 2, 2x, Last vs. UCSB, 2-15-20
 Struck out: 2, 2x, Last vs. NMSU, 4-23-19
 Sac bunts: 1, at Texas, 2-23-18 (at WSU)
 Sac fly: 1, 3x, Last vs. CSU, 3-22-19

At bats: 5, UTEP, 2-8-19
 Stolen bases: 1, 3x, Last vs. UNC, 2-14-20
 Innings pitched: 6.0, 2x, Last at Fresno St., 4-27-19
 Walks allowed: 7, 3x, Last at CSUF, 3-3-19
 Strikeouts: 8, 2x, Last vs. Illinois-Chicago, 2-16-19
 Batters faced: 33, Boise State, 4-20-19
 Putouts: 1, 2x, Last at Arizona, 2-16-19
 Assists: 3, at Okla. St., 3-27-18 (at WSU)
 Runners CS: 1, 9x, Last vs. Weber St., 2-7-20
 Fewest hits allowed (3.0 IP min.): 5, UTEP, 2-8-19

CAREER STATS (AT UNM)

Year	avg	gp-gs	ab	r	h	2b	3b	hr	rbi	tb	slg%	bb	hbp	so	gdp	ob%	sf	sh	sb-att	po	a	e	fld%
2019	.297	46-44	118	11	35	6	3	2	26	53	.449	14	0	14	1	.363	3	0	2-2	2	8	0	1.000
2020	.350	8-8	20	6	7	2	0	1	6	12	.600	8	0	5	0	.536	0	0	1-1	0	0	0	.000
TOTAL	.304	54-52	138	17	42	8	3	3	32	65	.471	22	0	19	1	.393	3	0	3-3	2	8	0	1.000

2019 GAME-BY-GAME

Date	Opponent	Pos	AB	R	H	RBI	2B	3B	HR	BB	SB	CS	HBP	SAC	SF	GDP	K	PO	A	E	Avg
Feb 07	vs Weber State	*dh/p	3	0	0	0	0	0	0	0	0	0	0	0	0	0	1	0	0	0	.000
Feb 07	vs Stanford	*dh	2	0	1	0	0	0	0	2	0	0	0	0	0	0	1	0	0	0	.200
Feb 08	vs Stanford	*dh	2	0	0	0	0	0	0	1	0	0	0	0	0	0	0	0	0	0	.143
Feb 08	at Grand Canyon	*dh	4	1	2	2	1	0	1	0	0	0	0	0	0	0	0	0	0	0	.273
Feb 09	at Grand Canyon	*dh	3	2	2	1	0	0	0	1	0	0	0	0	0	0	1	0	0	0	.357
Feb 14	NORTHERN COLORA	*dh	3	2	1	1	1	0	0	1	1	0	0	0	0	0	1	0	0	0	.353
Feb 15	UCSB	*dh	1	1	1	2	0	0	0	2	0	0	0	0	0	0	0	0	0	0	.389
Feb 16	UCSB	*dh	2	0	0	0	0	0	0	1	0	0	0	0	0	0	1	0	0	0	.350
Totals		8gs	20	6	7	6	2	0	1	8	1	0	0	0	0	0	5	0	0	0	.350

On base pct. .536 • Slugging pct. .600

#8 KLITZKE, Bailey - 1 appearance (All games)

Date	Opponent	GS	IP	H	R	ER	BB	SO	2B	3B	HR	WP	BK	HBP	IBB	Score	W-L	Sv	ERA	NP
Feb 07	vs Weber State		0.1	0	1	1	2	0	0	0	0	1	0	0	0	1-4	0-0	0	27.00	10
Totals		0	0.1	0	1	1	2	0	0	0	0	1	0	0	0	1-4	0-0	0	27.00	-



9 TAYLOR JONES

IF • 5-7 • JR.

ALBUQUERQUE, N.M. • LA CUEVA HS

SINGLE-GAME HIGHS

Hits: 2, 3x, Last vs. Colorado State, 3-22-19
 Doubles: 1, 4x, Last vs. Boise State, 4-19-19
 Home runs: 1, 2x, Last vs. CSU, 3-22-19
 Total bases: 6, at Boise State, 5-12-18
 RBI: 3, Howard, 3-10-18
 Runs scored: 2, 2x, Last vs. Boise St., 4-20-19
 Walks: 2, North Dakota, 3-26-19
 Hit by pitch: 1, Boise State, 4-20-19
 Struck out: 2, 13x, Last vs Boise State, 4-18-19

Sac flies: 1, Howard, 3-10-18
 Sac bunts: 1, 3x, Last at GCU, 2-9-20
 At bats: 4, 5x, Last at Utah State, 4-6-19
 Stolen bases: 1, Howard, 3-10-18
 Putouts: 11, San Diego State, 3-15-19
 Assists: 5, 2x, Last vs. Nevada, 3-29-19

CAREER STATS (AT UNM)

Year	avg	gp-gs	ab	r	h	2b	3b	hr	rbi	tb	slg%	bb	hbp	so	gdp	ob%	sf	sh	sb-att	po	a	e	fld%
2018	.216	24-11	37	6	8	3	0	1	4	14	.378	0	0	13	0	.211	1	2	1-1	8	6	2	.875
2019	.138	42-35	87	10	12	1	0	2	5	19	.218	11	1	38	0	.242	0	0	0-0	118	38	6	.963
2020	.000	4-3	8	0	0	0	0	0	0	0	.000	0	0	2	0	.000	0	1	0-0	10	4	0	1.000
TOTAL	.152	70-49	132	16	20	4	0	3	9	33	.250	11	1	53	0	.221	1	3	1-1	136	48	8	.958

2020 GAME-BY-GAME

Date	Opponent	Pos	AB	R	H	RBI	2B	3B	HR	BB	SB	CS	HBP	SAC	SF	GDP	K	PO	A	E	Avg
Feb 07	vs Weber State	*2b	3	0	0	0	0	0	0	0	0	0	0	0	0	0	0	3	1	0	.000
Feb 08	at Grand Canyon	ph/of	1	0	0	0	0	0	0	0	0	0	0	0	0	0	1	0	0	0	.000
Feb 09	at Grand Canyon	*of	2	0	0	0	0	0	0	0	0	0	0	1	0	0	0	4	0	0	.000
Feb 16	UCSB	*2b	2	0	0	0	0	0	0	0	0	0	0	0	0	0	1	3	3	0	.000
Totals		3gs	8	0	0	0	0	0	0	0	0	0	0	1	0	0	2	10	4	0	.000

On base pct. .000 • Slugging pct. .000





10 CAMERYN O'GRADY

55 • 5-6 • SR.

ORANGE, CALIF. • EL MODENA HS

SINGLE-GAME HIGHS

Hits: 4, at Texas Tech, 3-2-18
 Doubles: 2, 3x, Last vs. UNC, 2-15-20
 Triples: 1, 5x, Last vs. Creighton, 2-9-19
 Home runs: 1, 11x, Last vs. UCSB, 2-15-20
 Total bases: 8, Creighton, 2-9-19
 RBI: 4, 2x, Last at SDSU, 3-16-19
 Runs scored: 4, at Texas Tech, 3-2-18
 Walks: 3, 3x, Last vs UTEP, 2-8-19
 Hit by pitch: 1, 10x, Last vs. UCSB, 2-16-20

Struck out: 3, 6x, Last at SDSU, 3-15-19
 Sac bunts: 1, 3x, Last Utah State, 4-22-18
 At bats: 5, 2x, Last at Nevada, 3-24-18
 Stolen bases: 2, vs George Washington, 2-23-18
 Putouts: 5, 5x, Last vs. UNC, 2-15-20
 Assists: 8, at San Jose State, 4-27-18

CAREER STATS (AT UNM)

Year	avg	gp-gs	ab	r	h	2b	3b	hr	rbi	tb	slg%	bb	hbp	so	gdp	ob%	sf	sh	sb-att	po	a	e	fld%
2017	.109	26-19	46	1	5	0	0	0	3	5	.109	3	0	12	0	.163	0	0	0-0	38	39	10	.885
2018	.301	53-52	143	31	43	12	4	4	26	75	.524	32	5	50	0	.444	0	3	4-4	101	118	18	.924
2019	.348	53-53	141	32	49	16	1	6	26	85	.603	31	3	28	0	.474	0	0	0-0	60	84	17	.894
2020	.423	9-9	26	9	11	8	0	1	8	22	.846	7	2	3	0	.571	0	0	0-0	16	21	1	.974
TOTAL	.303	141-133	356	73	108	36	5	11	63	187	.525	73	10	93	0	.435	0	3	4-4	215	262	46	.912

2020 GAME-BY-GAME

Date	Opponent	Pos	AB	R	H	RBI	2B	3B	HR	BB	SB	CS	HBP	SAC	SF	GDP	K	PO	A	E	Avg
Feb 07	vs Weber State	*ss	2	0	1	0	1	0	0	2	0	0	0	0	0	0	0	2	4	0	.500
Feb 07	vs Stanford	*ss	4	2	1	2	1	0	0	1	0	0	0	0	0	0	1	0	5	0	.333
Feb 08	vs Stanford	*ss	2	0	0	0	0	0	0	1	0	0	0	0	0	0	1	3	1	0	.250
Feb 08	at Grand Canyon	*ss	2	1	1	0	1	0	0	1	0	0	1	0	0	0	0	1	3	0	.300
Feb 09	at Grand Canyon	*ss	4	0	0	0	0	0	0	0	0	0	0	0	0	0	1	2	1	1	.214
Feb 14	NORTHERN COLORA	*ss	3	2	2	1	1	0	0	1	0	0	0	0	0	0	0	1	0	0	.294
Feb 15	NORTHERN COLORA	*ss	4	2	3	1	2	0	0	0	0	0	0	0	0	0	0	5	4	0	.381
Feb 15	UCSB	*ss	3	2	2	3	1	0	1	0	0	0	0	0	0	0	0	1	3	0	.417
Feb 16	UCSB	*ss	2	0	1	1	1	0	0	1	0	0	1	0	0	0	0	1	0	0	.423
Totals		9gs	26	9	11	8	8	0	1	7	0	0	2	0	0	0	3	16	21	1	.423

On base pct. .571 • Slugging pct. .846



13 KENNEDY FERGUSON

P • 5-6 • 50.

CAMAS. WASH. • CAMAS HS

SINGLE-GAME HIGHS

Innings pitched: 7.1, South Florida, 2-17-19

Walks allowed: 7, Tennessee, 3-1-19

Strikeouts: 11, North Dakota, 3-26-19

Batters faced: 35, North Dakota, 3-26-19

Assists: 3, South Florida, 2-17-19

Runners CS: 1, 7x, Last vs. UNC., 2-15-20

Putouts: 1, 3x, Last at GCU, 2-9-20

Fewest hits allowed (3.0 IP min.): 2, Western Carolina, 3-9-19

Fewest BB allowed (3.0 IP min.): 0, 4x, Last vs. UNC, 2-15-20

CAREER STATS (AT UNM)

Year	era	w-l	app	gs	cq	sho	sv	ip	h	r	er	bb	so	2b	3b	hr	bf	bavg	wp	hbp	bk	sfa	sha
2019	6.41	4-15	33	21	9	1/0	0	125.0	176	126	89	54	74	25	1	28	623	.322	7	6	0	5	11
2020	5.51	1-2	4	3	0	0/0	0	16.1	22	12	10	3	5	2	1	3	73	.338	0	0	0	2	3
TOTAL	6.30	5-17	37	24	9	1/0	0	141.1	198	138	99	57	79	27	2	31	696	.324	7	6	0	7	14

2020 GAME-BY-GAME

Date	Opponent	GS	IP	H	R	ER	BB	SO	2B	3B	HR	WP	BK	HBP	IBB	Score	W-L	Sv	ERA	NP
Feb 07	vs Weber State	*	4.1	6	3	3	1	2	0	1	1	0	0	0	0	1-4	0-1	0	6.23	82
Feb 09	at Grand Canyon	*	4.1	6	5	3	2	1	1	0	1	0	0	0	0	6-7	0-1	0	6.23	60
Feb 15	NORTHERN COLORA	*	5.0	6	1	1	0	2	0	0	0	0	0	0	0	8-3	1-1	0	4.61	59
Feb 16	UCSB	*	2.2	4	3	3	0	0	1	0	1	0	0	0	0	2-7	1-2	0	5.51	38
Totals		3	16.1	22	12	10	3	5	2	1	3	0	0	0	0	17-21	1-2	0	5.51	-





14 JOCELYN ULRICH

**OF • 5-7 • FR.
AZTEC, N.M. • AZTEC HS**

SINGLE-GAME HIGHS

Hits:
Doubles:
Triples:
Home runs:
Total bases:
RBI:
Runs scored:
Walks:
Hit by pitch:

Struck out:
Sac flies:
Sac bunts:
At bats:
Stolen bases:
Caught stealing:
Field chances:
Putouts:
Assists:

CAREER STATS (AT UNM)

2020 GAME-BY-GAME



15 SAM KORTSEN

**IF • 5-10 • FR.
THATCHER, ARIZ. • THATCHER HS**

SINGLE-GAME HIGHS

Hits:
Doubles:
Triples:
Home runs:
Total bases:
RBI:
Runs scored:
Walks:
Hit by pitch:

Struck out:
Sac flies:
Sac bunts:
At bats:
Stolen bases:
Caught stealing:
Field chances:
Putouts:
Assists:

CAREER STATS (AT UNM)

2020 GAME-BY-GAME





16 LESLIE ROMERO

OF • 5-4 • SO.

GONZALES, CALIF. • SALINAS HS

SINGLE-GAME HIGHS

Hits: 2, UCSB, 2-16-20
 Doubles: 1, UCSB, 2-15-20
 Home runs:
 Total bases: 2, 2x, Last vs. UCSB, 2-16-20
 RBI: 2, UCSB, 2-15-20
 Runs scored: 1, 2x, Last vs. UCSB, 2-16-20
 Walks:
 Struck out: 2, UNLV, 5-10-19
 Sac bunts:

Sac flies: 1, UCSB, 2-15-20
 At bats: 3, UCSB, 2-16-20
 Stolen bases:
 Putouts: 2, UCSB, 2-15-20
 Assists:

CAREER STATS (AT UNM)

Year	avg	gp-gs	ab	r	h	2b	3b	hr	rbi	tb	slg%	bb	hbp	so	gdp	ob%	sf	sh	sb-att	po	a	e	fld%
2019	.000	10-2	12	0	0	0	0	0	0	0	.000	0	0	5	0	.000	0	0	0-0	2	0	0	1.000
2020	.375	5-3	8	2	3	1	0	0	3	4	.500	0	0	0	0	.333	1	0	0-0	3	0	0	1.000
TOTAL	.150	15-5	20	2	3	1	0	0	3	4	.200	0	0	5	0	.143	1	0	0-0	5	0	0	1.000

2020 GAME-BY-GAME

Date	Opponent	Pos	AB	R	H	RBI	2B	3B	HR	BB	SB	CS	HBP	SAC	SF	GDP	K	PO	A	E	Avg
Feb 07	vs Weber State	ph	1	0	0	0	0	0	0	0	0	0	0	0	0	0	0	0	0	0	.000
Feb 08	vs Stanford	*c	2	0	0	0	0	0	0	0	0	0	0	0	0	0	0	1	0	0	.000
Feb 09	at Grand Canyon	ph	1	0	0	0	0	0	0	0	0	0	0	0	0	0	0	0	0	0	.000
Feb 15	UCSB	*c	1	1	1	2	1	0	0	0	0	0	0	0	1	0	0	2	0	0	.200
Feb 16	UCSB	*c	3	1	2	1	0	0	0	0	0	0	0	0	0	0	0	0	0	0	.375
Totals		3gs	8	2	3	3	1	0	0	0	0	0	0	0	1	0	0	3	0	0	.375

On base pct. .333 • Slugging pct. .500



22 GAVYN SHAFER

IF • 5-10 • FR.
HILLSBORO, ORE. • CENTURY HS

SINGLE-GAME HIGHS

Hits: 1, Northern Colorado, 2-14-20
 Doubles:
 Triples:
 Home runs:
 Total bases: 1, Northern Colorado, 2-14-20
 RBI: 1, 2x, Last vs. UNC, 2-14-20
 Runs scored: 1, Grand Canyon, 2-8-20
 Walks: 2, Stanford, 2-7-20
 Hit by pitch: 1, Grand Canyon, 2-8-20

Struck out: 1, 2x, Last at Grand Canyon, 2-8-20
 Sac flies: 1, Weber State, 2-7-20
 Sac bunts: 1, at Grand Canyon, 2-9-20
 At bats: 3, 2x, Last vs. Stanford, 2-8-20
 Stolen bases:
 Caught stealing:
 Putouts: 7, Weber State, 2-7-20
 Assists: 4, 2x, Last at Grand Canyon, 2-8-20

CAREER STATS (AT UNM)

Year	avg	gp-gs	ab	r	h	2b	3b	hr	rbi	tb	slg%	bb	hbp	so	gdp	ob%	sf	sh	sb-att	po	a	e	fld%
2020	.053	9-8	19	1	1	0	0	0	2	1	.053	5	1	2	0	.269	1	1	0-0	16	13	1	.967
TOTAL	.053	9-8	19	1	1	0	0	0	2	1	.053	5	1	2	0	.269	1	1	0-0	16	13	1	.967

2020 GAME-BY-GAME

Date	Opponent	Pos	AB	R	H	RBI	2B	3B	HR	BB	SB	CS	HBP	SAC	SF	GDP	K	PO	A	E	Avg
Feb 07	vs Weber State	*1b	3	0	0	1	0	0	0	0	0	0	0	0	1	0	0	7	0	0	.000
Feb 07	vs Stanford	*2b	2	0	0	0	0	0	0	2	0	0	0	0	0	0	0	1	2	0	.000
Feb 08	vs Stanford	*2b	3	0	0	0	0	0	0	0	0	0	0	0	0	0	1	1	4	0	.000
Feb 08	at Grand Canyon	*2b	2	1	0	0	0	0	0	0	0	0	1	0	0	0	1	2	4	0	.000
Feb 09	at Grand Canyon	*2b	2	0	0	0	0	0	0	1	0	0	0	1	0	0	0	1	1	0	.000
Feb 14	NORTHERN COLORA	*2b	2	0	1	1	0	0	0	1	0	0	0	0	0	0	0	1	0	0	.071
Feb 15	NORTHERN COLORA	*2b	2	0	0	0	0	0	0	1	0	0	0	0	0	0	0	2	1	0	.062
Feb 15	UCSB	*2b	2	0	0	0	0	0	0	0	0	0	0	0	0	0	0	1	1	1	.056
Feb 16	UCSB	ph	1	0	0	0	0	0	0	0	0	0	0	0	0	0	0	0	0	0	.053
Totals		8gs	19	1	1	2	0	0	0	5	0	0	1	1	1	0	2	16	13	1	.053





24 SKYLAR JENKINS

OF • 5-5 • R-FR.
LAWRENCEVILLE, GA. • BUFORD HS

SINGLE-GAME HIGHS

Hits: 1, Northern Colorado, 2-15-20
 Doubles:
 Triples:
 Home runs: 1, Northern Colorado, 2-15-20
 Total bases: 4, Northern Colorado, 2-15-20
 RBI: 2, Northern Colorado, 2-15-20
 Runs scored: 1, 2x, Last vs. UCSB, 2-15-20
 Walks: 1, UCSB, 2-15-20
 Hit by pitch:

Struck out: 1, Weber State, 2-7-20
 Sac flies:
 Sac bunts:
 At bats: 3, UCSB, 2-16-20
 Stolen bases:
 Caught stealing:
 Field chances: 2, UCSB, 2-16-20
 Putouts: 2, UCSB, 2-16-20
 Assists:

CAREER STATS (AT UNM)

Year	avg	gp-gs	ab	r	h	2b	3b	hr	rbi	tb	slg%	bb	hbp	so	gdp	ob%	sf	sh	sb-att	po	a	e	fld%
2020	.167	6-1	6	2	1	0	0	1	2	4	.667	1	0	1	0	.286	0	0	0-0	2	0	0	1.000
TOTAL	.167	6-1	6	2	1	0	0	1	2	4	.667	1	0	1	0	.286	0	0	0-0	2	0	0	1.000

2020 GAME-BY-GAME

Date	Opponent	Pos	AB	R	H	RBI	2B	3B	HR	BB	SB	CS	HBP	SAC	SF	GDP	K	PO	A	E	Avg
Feb 07	vs Weber State	ph	1	0	0	0	0	0	0	0	0	0	0	0	0	0	1	0	0	0	.000
Feb 08	at Grand Canyon	ph	1	0	0	0	0	0	0	0	0	0	0	0	0	0	0	0	0	0	.000
Feb 09	at Grand Canyon	pr	0	0	0	0	0	0	0	0	0	0	0	0	0	0	0	0	0	0	.000
Feb 15	NORTHERN COLORA	ph	1	1	1	2	0	0	1	0	0	0	0	0	0	0	0	0	0	0	.333
Feb 15	UCSB	ph/of	0	1	0	0	0	0	0	1	0	0	0	0	0	0	0	0	0	0	.333
Feb 16	UCSB	*of	3	0	0	0	0	0	0	0	0	0	0	0	0	0	0	2	0	0	.167
Totals		1gs	6	2	1	2	0	0	1	1	0	0	0	0	0	0	1	2	0	0	.167

On base pct. .286 • Slugging pct. .667



25 BRIANNA SANCHEZ P • 5-6 • FR.
WEST COVINA, CALIF. • BISHOP AMAT HS

SINGLE-GAME HIGHS

Innings pitched: 7.0, Stanford, 2-8-20
 Walks allowed: 3, Stanford, 2-8-20
 Strikeouts: 1, 4x, Last at GCU, 2-9-20
 Batters faced: 26, Stanford, 2-8-20
 Putouts: 2, Stanford, 2-8-20
 Assists: 2, Weber State, 2-7-20
 Runners CS:
 Fewest hits allowed (3.0 IP min.): 4, Stanford,
 2-8-20

Fewest BB allowed (3.0 IP min.): 3, Stanford,
 2-8-20

CAREER STATS (AT UNM)

Year	era	w-l	app	qs	cq	sho	sv	ip	h	r	er	bb	so	2b	3b	hr	bf	bavq	wp	hbp	bk	sfa	sha
2020	3.60	1-2	6	2	1	1/0	0	15.0	16	7	6	6	4	2	0	1	63	.286	0	0	0	1	0
TOTAL	3.60	1-2	6	2	1	1/0	0	15.0	16	7	6	6	4	2	0	1	63	.286	0	0	0	1	0

2020 GAME-BY-GAME

Date	Opponent	GS	IP	H	R	ER	BB	SO	2B	3B	HR	WP	BK	HBP	IBB	Score	W-L	Sv	ERA	NP
Feb 07	vs Weber State		2.1	3	0	0	0	1	0	0	0	0	0	0	0	1-4	0-0	0	0.00	31
Feb 07	vs Stanford		1.0	3	3	3	1	1	0	0	0	0	0	0	0	6-7	0-1	0	8.10	38
Feb 08	vs Stanford	*	7.0	4	0	0	3	1	1	0	0	0	0	0	0	2-0	1-1	0	2.61	86
Feb 09	at Grand Canyon		2.0	1	2	1	2	1	0	0	1	0	0	0	0	6-7	1-2	0	2.92	36
Feb 15	NORTHERN COLORA	*	2.0	5	2	2	0	0	1	0	0	0	0	0	0	8-3	1-2	0	3.77	19
Feb 16	UCSB		0.2	0	0	0	0	0	0	0	0	0	0	0	0	2-7	1-2	0	3.60	5
Totals		2	15.0	16	7	6	6	4	2	0	1	0	0	0	0	25-28	1-2	0	3.60	-





32 LAUREN WILMERT C/1B • 5-10 • SR.
ALBUQUERQUE, N.M. • VOLCANO VISTA HS

SINGLE-GAME HIGHS

Hits: 3, San Diego State, 3-17-19
 Doubles: 1, 13x, Last at Utah State, 4-6-19
 Triples: 1, North Dakota, 3-26-19
 Home runs: 1, 9x, Last vs. Boise State, 4-19-19
 Total bases: 6, 4x, Last at Utah State, 4-6-19
 RBI: 5, 2x, Last vs. WCU, 3-8-19
 Runs scored: 3, UTEP, 2-8-19
 Walks: 3, UTEP, 2-8-19
 Hit by pitch: 1, 3x, Last vs. Stanford, 2-7-20

Struck out: 3, George Washington, 2-23-18
 Sac flies: 1, 4x, Last vs. Boise State, 4-20-19
 Sac bunts: 1, 3x, Last vs. Utah State, 4-22-18
 At bats: 4, 17x, Last at Fresno State, 4-27-19
 Stolen bases: 1, vs Western Michigan, 2-11-17
 Putouts: 11, 2x, Last vs. North Dakota, 3-26-19
 Assists: 2, 7x, Last at Fresno St., 4-26-19
 Runners CS: 2, Fresno State, 4-26-19

CAREER STATS (AT UNM)

Year	avg	gp-gs	ab	r	h	2b	3b	hr	rbi	tb	slg%	bb	hbp	so	gdp	ob%	sf	sh	sb-att	po	a	e	fld%
2017	.242	34-23	62	5	15	3	0	1	6	21	.339	6	0	15	1	.304	1	2	1-1	67	6	3	.961
2018	.180	32-20	61	5	11	1	0	1	11	15	.246	7	1	23	0	.275	0	1	0-0	87	11	4	.961
2019	.261	47-47	134	23	35	9	1	7	35	67	.500	12	1	40	2	.320	3	0	0-0	235	16	10	.962
2020	.286	7-6	14	2	4	0	0	0	2	4	.286	4	1	3	0	.474	0	0	0-0	23	2	0	1.000
TOTAL	.240	120-96	271	35	65	13	1	9	54	107	.395	29	3	81	3	.316	4	3	1-1	412	35	17	.963

2020 GAME-BY-GAME

Date	Opponent	Pos	AB	R	H	RBI	2B	3B	HR	BB	SB	CS	HBP	SAC	SF	GDP	K	PO	A	E	Avg
Feb 07	vs Weber State	*c	0	0	0	0	0	0	0	2	0	0	0	0	0	0	0	3	1	0	.000
Feb 07	vs Stanford	*1b	3	0	0	1	0	0	0	0	0	0	0	1	0	0	0	2	8	0	.000
Feb 09	at Grand Canyon	ph	1	0	1	1	0	0	0	0	0	0	0	0	0	0	0	0	0	0	.250
Feb 14	NORTHERN COLORA	*c	3	1	2	0	0	0	0	0	0	0	0	0	0	0	0	1	1	0	.429
Feb 15	NORTHERN COLORA	*dh	3	0	0	0	0	0	0	0	0	0	0	0	0	0	0	0	0	0	.300
Feb 15	UCSB	*1b	2	1	1	0	0	0	0	1	0	0	0	0	0	0	0	3	0	0	.333
Feb 16	UCSB	*1b	2	0	0	0	0	0	0	1	0	0	0	0	0	0	1	8	0	0	.286
Totals		6gs	14	2	4	2	0	0	0	4	0	0	1	0	0	0	3	23	2	0	.286

On base pct. .474 • Slugging pct. .286



44 ALEXIS BUDDENHAGEN *P • 5-4 • JR.*
 ALBUQUERQUE, N.M. • BETHANY COLLEGE

SINGLE-GAME HIGHS

Innings pitched: 3.2, UCSB, 2-16-20
 Walks allowed:
 Strikeouts:
 Batters faced: 19, UCSB, 2-16-20
 Field chances: 2, UCSB, 2-16-20
 Assists: 1, UCSB, 2-16-20
 Runners CS:
 Fewest hits allowed (3.0 IP min.): 6, UCSB, 2-16-20

Fewest BB allowed (3.0 IP min.): 0, UCSB, 2-16-20

CAREER STATS (AT UNM)

Year	era	w-l	app	gs	cq	sho	sv	ip	h	r	er	bb	so	2b	3b	hr	bf	bavg	wp	hbp	bk	sfa	sha
2020	7.36	0-0	1	0	0	0/0	0	3.2	6	4	3	0	0	1	0	1	19	.400	0	1	0	1	2
TOTAL	7.36	0-0	1	0	0	0/0	0	3.2	6	4	3	0	0	1	0	1	19	.400	0	1	0	1	2

2020 GAME-BY-GAME

Date	Opponent	GS	IP	H	R	ER	BB	SO	2B	3B	HR	WP	BK	HBP	IBB	Score	W-L	Sv	ERA	NP
Feb 16	UCSB		3.2	6	4	3	0	0	1	0	1	0	0	1	0	2-7	0-0	0	7.36	48
Totals		0	3.2	6	4	3	0	0	1	0	1	0	0	1	0	2-7	0-0	0	7.36	-





66 JENNIFER HERNANDEZ *IF • 5-2 • FR.*
 ALBUQUERQUE, N.M. • ATRISCO HERITAGE ACADEMY

SINGLE-GAME HIGHS

Hits:
 Doubles:
 Triples:
 Home runs:
 Total bases:
 RBI:
 Runs scored: 1, 3x, Last vs. UCSB, 2-16-20
 Walks:
 Hit by pitch:

Struck out:
 Sac flies:
 Sac bunts:
 At bats:
 Stolen bases:
 Caught stealing:
 Field chances:
 Putouts:
 Assists:

CAREER STATS (AT UNM)

Year	avg	gp-gs	ab	r	h	2b	3b	hr	rbi	tb	slg%	bb	hbp	so	gdp	ob%	sf	sh	sb-att	po	a	e	fld%
2020	.000	5-0	0	3	0	0	0	0	0	0	.000	0	0	0	0	.000	0	0	0-0	0	0	0	.000
TOTAL	.000	5-0	0	3	0	0	0	0	0	0	.000	0	0	0	0	.000	0	0	0-0	0	0	0	.000

2020 GAME-BY-GAME

Date	Opponent	Pos	AB	R	H	RBI	2B	3B	HR	BB	SB	CS	HBP	SAC	SF	GDP	K	PO	A	E	Avg	
Feb 08	at Grand Canyon	pr	0	0	0	0	0	0	0	0	0	0	0	0	0	0	0	0	0	0	0	.000
Feb 09	at Grand Canyon	pr	0	0	0	0	0	0	0	0	0	0	0	0	0	0	0	0	0	0	0	.000
Feb 14	NORTHERN COLORA	pr	0	1	0	0	0	0	0	0	0	0	0	0	0	0	0	0	0	0	0	.000
Feb 15	NORTHERN COLORA	pr	0	1	0	0	0	0	0	0	0	0	0	0	0	0	0	0	0	0	0	.000
Feb 16	UCSB	pr	0	1	0	0	0	0	0	0	0	0	0	0	0	0	0	0	0	0	0	.000
Totals		Ogs	0	3	0	0	0	0	0	0	0	0	0	0	0	0	0	0	0	0	0	.000

On base pct. .000 • Slugging pct. .000



77 REYAN TUCK

IF • 6-0 • 50.
HILLSBORO, ORE. • TOWSON

SINGLE-GAME HIGHS

Hits: 2, Northern Colorado, 2-14-20
 Doubles: 1, Northern Colorado, 2-14-20
 Triples:
 Home runs:
 Total bases: 2, 2x, Last vs. UNC, 2-15-20
 RBI: 2, Northern Colorado, 2-14-20
 Runs scored: 1, Grand Canyon, 2-8-20
 Walks: 1, Northern Colorado, 2-15-20
 Hit by pitch:

Struck out: 1, 2x, Last at GCU, 2-9-20
 Sac flies: 1, Northern Colorado, 2-14-20
 Sac bunts:
 At bats: 4, Grand Canyon, 2-8-20
 Stolen bases: 1, Northern Colorado, 2-15-20
 Caught stealing:
 Field chances: 9, Grand Canyon, 2-8-20
 Putouts: 9, Grand Canyon, 2-8-20
 Assists: 1, Northern Colorado, 2-15-20

CAREER STATS (AT TOWSON)

CAREER STATS (AT UNM)

Year	avg	gp-gs	ab	r	h	2b	3b	hr	rbi	tb	slg%	bb	hbp	so	gdp	ob%	sf	sh	sb-att	po	a	e	fld%
2020	.333	7-5	15	1	5	1	0	0	2	6	.400	1	0	2	0	.353	1	0	1-1	28	1	0	1.000
TOTAL	.333	7-5	15	1	5	1	0	0	2	6	.400	1	0	2	0	.353	1	0	1-1	28	1	0	1.000

2020 GAME-BY-GAME

Date	Opponent	Pos	AB	R	H	RBI	2B	3B	HR	BB	SB	CS	HBP	SAC	SF	GDP	K	PO	A	E	Avg
Feb 07	vs Stanford	ph	1	0	0	0	0	0	0	0	0	0	0	0	0	0	1	0	0	0	.000
Feb 08	vs Stanford	*1b	2	0	0	0	0	0	0	0	0	0	0	0	0	0	0	6	0	0	.000
Feb 08	at Grand Canyon	*1b	4	1	1	0	0	0	0	0	0	0	0	0	0	0	0	9	0	0	.143
Feb 09	at Grand Canyon	*1b	3	0	0	0	0	0	0	0	0	0	0	0	0	0	1	3	0	0	.100
Feb 14	NORTHERN COLORA	*1b	2	0	2	2	0	0	0	0	0	0	0	0	1	0	0	3	0	0	.250
Feb 15	NORTHERN COLORA	*1b	2	0	1	0	1	0	0	1	1	0	0	0	0	0	0	7	1	0	.286
Feb 16	UCSB	ph	1	0	1	0	0	0	0	0	0	0	0	0	0	0	0	0	0	0	.333
Totals		5gs	15	1	5	2	1	0	0	1	1	0	0	0	1	0	2	28	1	0	.333

On base pct. .353 • Slugging pct. .400





99 KIANA SPENCER

P • 5-6 • SR.
GALLUP, N.M. • YAVAPAI COLLEGE

SINGLE-GAME HIGHS

Innings pitched: 7.0, 6x, Last vs. GCU, 2-8-20
 Walks allowed: 7, LMU, 3-10-19
 Strikeouts: 7, North Dakota, 3-26-19
 Batters faced: 36, Nevada, 3-29-19
 Assists: 2, 2x, Last vs. Oregon St., 3-8-19
 Putouts: 1, 2x, Last vs. UNC, 2-14-20
 Runners CS: 1, 5x, Last vs. UNC, 2-14-20
 Fewest hits allowed (Min. 3.0 IP): 3, Creighton, 2-9-19

Fewest walks allowed (Min. 3.0 IP): 0, at UNLV, 5-9-19

CAREER STATS (AT UNM)

Year	era	w-l	app	qs	cq	sho	sv	ip	h	r	er	bb	so	2b	3b	hr	bf	bavg	wp	hbp	bk	sfa	sha
2019	8.19	6-18	33	23	11	2/0	1	122.0	167	128	111	74	66	36	5	28	626	.320	8	16	0	4	10
2020	4.76	3-0	4	4	3	0/0	0	22.2	24	12	12	11	5	3	2	2	103	.267	0	0	0	1	1
TOTAL	7.65	9-18	37	27	14	2/0	1	144.2	191	140	123	85	71	39	7	30	729	.312	8	16	0	5	11

2020 GAME-BY-GAME

Date	Opponent	GS	IP	H	R	ER	BB	SO	2B	3B	HR	WP	BK	HBP	IBB	Score	W-L	Sv	ERA	NP
Feb 07	vs Stanford	*	5.2	8	4	4	2	1	0	1	0	0	0	0	0	6-7	0-0	0	6.35	101
Feb 08	at Grand Canyon	*	7.0	6	4	4	4	2	1	1	0	0	0	0	0	9-4	1-0	0	5.68	93
Feb 14	NORTHERN COLORA	*	5.0	5	3	3	2	0	2	0	1	0	0	0	0	12-3	2-0	0	5.60	67
Feb 15	UCSB	*	5.0	5	1	1	3	2	0	0	1	0	0	0	0	9-1	3-0	0	4.76	76
Totals		4	22.2	24	12	12	11	5	3	2	2	0	0	0	0	36-15	3-0	0	4.76	-