



# UTAH STATE FOOTBALL

12 Conference Championships • 13 Bowl Games • 12 NFL Draft Picks Since 2011 • 72 All-Mountain West Selections (2013-18)

### /// 2019 SCHEDULE / RESULTS ///

DATE	OPPONENT	TV	TIME/RESULT
A 30	at Wake Forest	ACC Network L	35-38
<b>S 7</b>	<b>STONY BROOK</b>	Facebook	<b>W, 62-7</b>
S 21	at San Diego State*	CBSSN	W, 23-17
<b>S 28</b>	<b>COLORADO STATE*</b>	CBSSN	<b>W, 34-24</b>
O 5	at #5 LSU	SEC Network	L, 6-42
<b>O 19</b>	<b>NEVADA*</b>	ESPNU	<b>W, 36-10</b>
O 26	at Air Force*	ESPN2	L, 7-31
<b>N 2</b>	<b>BYU</b>	ESPN2	<b>L, 14-42</b>
N 9	at Fresno State*	CBSSN	W, 37-35
<b>N 16</b>	<b>WYOMING*</b>	ESPNU	<b>W, 26-21</b>
<b>N 23</b>	<b>#20 BOISE STATE*</b>	CBSSN	<b>L, 21-56</b>
N 30	at New Mexico*	Facebook	2 pm
D 7	MW Championship	ESPN	2 pm

\* Mountain West Game  
All times Mountain. Home games in **BOLD CAPS**.

### /// GAME 12 INFORMATION ///

**TV: FACEBOOK (STADIUM)**

- **Play-by-Play** ..... Ari Wolfe
- **Analyst** ..... Jordan Palmer
- **Reporter** ..... Dani Klupenger
- **Web** ..... Facebook.com/stadiumcollegefootball

**RADIO: AGGIE SPORTS NETWORK**

- **Play-by-Play** ..... Scott Garrard
- **Analyst** ..... Kevin White
- **Online** ..... 1280thezone.com / Tunein.com

**SOCIAL MEDIA: #AGGIESALLTHEWAY**

- **Twitter/Instagram** ..... @USUFootball
- **Facebook** ..... USUFootball
- **YouTube** ..... UtahStateFootball
- **Live Stats** ..... UtahState.Statbroadcast.com

### /// AGGIE RADIO NETWORKS ///

- Every Utah State football game can be heard live on the Aggie Radio Network. **Scott Garrard** serves as the play-by-play announcer, while former USU quarterback **Kevin White** (1988-89) will provide color analysis. Games can also be heard on the Internet ([www.UtahStateAggies.com](http://www.UtahStateAggies.com)) by clicking on the 'Listen Live' link, as well as on the TuneIn App.
- Salt Lake City ..... KZNS (1280 AM/97.5 FM)
- Logan ..... KBLU-LP (92.3 FM)
- Cache Valley ..... KACH (1340 AM/105.5 FM)
- Price ..... KRPX (95.3 FM)
- Green River ..... KRPX (102.7 FM)
- Moab ..... KRPX (100.3 FM)
- Orangeville ..... KRPX (95.9 FM)

### AGGIES CONCLUDE MOUNTAIN WEST PLAY AT NEW MEXICO SATURDAY

Game will aired exclusively on Facebook at 2 p.m.



Utah State is bowl eligible for the eighth time in the last nine years. USU played in five-straight bowl games from 2011-15 and won three-straight bowls from 2012-14, both of which are school records. All-time, USU has played in 13 bowl games and has a 5-8 record, including a 52-13 win against North Texas in the 2018 New Mexico Bowl and a 21-6 win against UTEP in the 2014 New Mexico Bowl.

### /// THE MATCHUP ///

### UTAH STATE (6-5, 5-2 MW) vs. NEW MEXICO (2-9, 0-7 MW)

Saturday, Nov. 30, 2019 • 2 p.m. • Albuquerque, N.M. • Dreamstyle Stadium (39,224)

#### UTAH STATE AGGIES

**2019 Record:** 6-5, 5-2 Mountain West

**Last Game:** Nov. 23, 2019

- L, 56-21 vs. #20 Boise State

**Head Coach:** Gary Andersen

- **School Record:** 32-29 (5th year)
- **Career Record:** 58-57 (10th year)
- **Mountain West Record:** 5-2 (1st year)
- **vs. New Mexico:** 0-0

**Statistical Leaders**

- **Pass:** Jordan Love (245-399, 2,913, 14 TD, 15 INT)
- **Rush:** Gerold Bright (142-714, 7 TD)
- **Rec.:** Siasoi Mariner (53-819, 7 TD)
- **Def.:** David Woodward (93 TKL, 5.0 TFL, 4 FF)



#### NEW MEXICO LOBOS

**2019 Record:** 2-9, 0-7 Mountain West

**Last Game:** Nov. 23, 2019

- L, 44-22 vs. Air Force

**Head Coach:** Bob Davie

- **School Record:** 35-63 (8th year)
- **Career Record:** 70-88 (13th year)
- **Mountain West Record:** 17-46 (8th year)
- **vs. Utah State:** 2-4

**Statistical Leaders**

- **Pass:** Tevaka Tuioti (102-195, 1,460, 7 TD, 6 INT)
- **Rush:** Ahmari Davis (140-832, 7 TD)
- **Rec.:** Jordan Kress (25-514, 5 TD)
- **Def.:** Alex Hart (75 TKL, 9.0 TFL, 1 FF)



### /// KICKOFF COVERAGE ///

- With a victory at New Mexico this weekend, Utah State will win at least seven games for the sixth time in the past nine years and for the 26th time in school history. USU would also finish Mountain West play with a 6-2 record, marking the fourth time in its seven years in the league that it has won at least six league games joining the 2013 (7-1), 2014 (6-2) and 2018 (7-1) teams. Overall, it would be just the sixth time in school history that USU has won six conference games, joining the 1936 (6-0), 2012 (6-0), 2013 (7-1), 2014 (6-2) and 2018 (6-2) teams.
- Senior RB **Gerold Bright** needs 62 rushing yards to become just the 10th player in school history to rush for 2,000 yards in a career. Overall, Bright has carried the ball 323 times for 1,938 yards (5.0 ypc) with 20 touchdowns as he ranks ninth all-time in school history in both rushing average and rushing touchdowns, 10th all-time in total touchdowns (26) and 11th all-time in rushing.
- Junior QB **Jordan Love** is 641-of-1,051 (.610) passing for 8,111 yards with 54 touchdowns in his career, and has 8,472 yards of total offense. Love needs just 337 yards of total offense this weekend to set the school record for total offense, which is currently held by **Chuckie Keeton** (2011-15) with 8,808 yards. Love also ranks second all-time in school history in passing yards, and third all-time in touchdowns, completions, attempts and completion percentage.
- Love is 245-of-399 (.614) passing for 2,913 yards and 14 touchdowns this year and needs 87 yards to become just the second quarterback in school history to have a pair of 3,000-yard passing seasons, along with **Jose Fuentes** (1999-2002). Love set the single-season school record last year with 3,567 passing yards.
- Utah State is among the top-40 teams in the nation in 13 statistical categories, including second in special teams touchdowns with three (two kickoff returns, one punt return), 10th in punt returns (14.1 yards per return) and 14th in fumbles recovered with 10. USU is also 14th in the nation in kickoff returns (24.9 yards per return), 19th in three-and-outs forced per game (4.30), 25th in passing offense (285.4 yards per game), 25th with two defensive touchdowns, 28th in tackles for loss allowed (4.91 per game), and 38th in fewest penalty yards per game (49.9).

ALPHABETICAL			NUMERICAL							
No.	Name	Pos.	No.	Name	Pos.	Ht.	Wt.	Cl.	Exp.	Hometown (High School/Last School)
63	Adams, Ashton	OL	1	Gerold Bright	RB	5-10	190	Sr.	3L	Pensacola, Fla. (Escambia HS)
2	Adams, Terin	CB	2	Terin Adams	CB	5-11	180	Jr.	TR	Kirkland, Wash. (Eastside Catholic HS/Arizona State)
58	Ali'ifua, Demytrick	OL	3	Henry Colombi	QB	6-2	205	So.	1L	Hollywood, Fla. (Chaminade Madonna College Prep)
94	Andersen, Caden	DT	3	Troy Lefeged Jr.	S	5-11	190	Jr.	JC	Montgomery Village, Md. (Avalon HS/Fullerton JC)
91	Anderson, Devon	DT	4	Shaq Bond	S	5-10	195	Jr.	1L	Decatur, Ill. (MacArthur HS/Southwestern JC)
22	Anyanwu, Michael	CB	5	Cash Gilliam	S	5-11	200	Jr.	JC	Dayton, Ohio (Wayne HS/Arizona Western JC)
64	Avendano, Heneli	OL	5	Cooper Legas	QB	6-2	205	Fr.	HS	Orem, Utah (Orem HS)
24	Baker, Dalton	DE	6	Cameron Haney	CB	5-10	185	Sr.	3L	Los Angeles, Calif. (Cathedral HS)
45	Bannerman, Jaylin	DE	6	Andrew Peasley	QB	6-2	200	Fr.	RS	La Grande, Ore. (La Grande HS)
98	Bartolic, Christopher	P	7	Josh Calvin	QB	6-2	185	Fr.	HS	Bellflower, Calif. (Mayfair HS)
89	Boman, Travis	TE	7	DJ Williams	CB	5-9	180	Sr.	1L	Smyrna, Tenn. (Smyrna HS/Independence CC)
4	Bond, Shaq	S	9	David Woodward	LB	6-2	235	Jr.	2L	Olympia, Wash. (Olympia HS)
99	Bowcut, Josh	DT	10	Tipa Galeai	DE	6-5	235	Sr.	1L	Eules, Texas (Trinity HS/TCU)
60	Bowles, Wyatt	OL	10	Jordan Love	QB	6-4	225	Jr.	2L	Bakersfield, Calif. (Liberty HS)
61	Bredsguard, Aaron	DE	11	Savon Scarver	WR	5-11	180	Jr.	2L	Las Vegas, Nev. (Centennial HS)
1	Bright, Gerold	RB	12	Ajani Carter	WR	6-0	185	Fr.	HS	Houston, Texas (North Shore HS)
34	Burt, Riley	RB	13	Deven Thompkins	WR	5-7	160	So.	1L	Fort Myers, Fla. (Dunbar HS)
49	Callister, Pierce	P	14	Zahodri Jackson	CB	5-10	185	So.	1L	Sarasota, Fla. (Riverview HS)
7	Calvin, Josh	QB	15	Simon Thompson	LB	6-1	205	Fr.	HS	Salem, Ore. (West Salem HS)
12	Carter, Ajani	WR	16	Jordan Nathan	WR	5-8	180	Jr.	2L	Monrovia, Calif. (Monrovia HS)
19	Carter, Sean	WR	17	Taylor Compton	WR	5-8	175	Jr.	1L	Logan, Utah (Logan HS)
59	Coles, Connor	PK	18	Cam Lampkin	CB	5-9	170	Fr.	HS	Mesquite, Texas (Poteet HS)
3	Colombi, Henry	QB	19	Sean Carter	WR	6-2	195	Jr.	JC	Westlake Village, Calif. (Westlake HS/Fullerton JC)
17	Compton, Taylor	WR	20	Keith Harris	S	5-10	175	Fr.	HS	Lawndale, Calif. (Leuzinger HS)
31	Dalton, Aaron	P	20	Jaylen Warren	RB	5-8	215	Jr.	JC	Salt Lake City, Utah (East HS/Snow College)
59	Davison, Aric	OL	21	Andre Grayson	CB	5-8	175	So.	1L	Rancho Cucamonga, Calif. (Etiwanda HS)
74	Dolphin, Chandler	OL	22	Michael Anyanwu	CB	5-9	180	Fr.	RS	Covina, Calif. (Charter Oak HS)
	Duncan, Keegan	LB	23	Dominic Tatum	CB	6-2	180	Fr.	HS	Culver City, Calif. (Culver City HS)
43	Drews, Jack	TE	24	Dalton Baker	DE	6-5	245	Sr.	3L	Payson, Utah (Payson HS)
84	Eaton, Kanen	WR	25	Jarrold Green	CB	5-11	180	So.	1L	Elk Grove, Calif. (Cosumnes Oaks HS)
62	Eberle, Dominik	PK	26	Chase Nelson	RB	5-10	200	Jr.	1L	Logan, Utah (Logan HS)
72	Edwards, Alfred	OL	27	Enoch Nawahine	RB	6-1	195	Fr.	HS	Kahuku, Hawaii (Kahuku HS)
95	Faamafoe, Diamond	DT	28	Oakley Hussey	S	6-1	200	Fr.	HS	Idaho Falls, Idaho (Hillcrest HS)
90	Fata, Ritisoni	DT	29	Pailate Makakona	RB	5-10	200	So.	TR	West Valley City, Utah (Hunter HS/Colorado Mesa)
32	Fehoko, Sione	RB	30	Patrick Maddox	S	5-10	205	So.	TR	Portland, Ore. (Westview HS/Linfield College)
10	Galeai, Tipa	DE	31	Aaron Dalton	P	6-4	215	R-Sr.	3L	Bountiful, Utah (Viewmont HS)
5	Gilliam, Cash	S	32	Sione Fehoko	RB	5-7	195	So.	SQ	Salt Lake City, Utah (Cottonwood HS)
21	Grayson, Andre	CB	32	Matthew Sterzer	S	6-2	225	Fr.	RS	Taylorsville, Utah (Taylorsville HS)
25	Green, Jarrod	CB	33	Kevin Meitzenheimer	LB	6-0	230	Jr.	2L	Moreno Valley, Calif. (Moreno Valley HS)
73	Hack, Kyler	OL	34	Riley Burt	RB	6-1	215	Gr.	TR	Mantua, Utah (Box Elder HS/BYU)
6	Haney, Cameron	CB	34	Daniel Langi	DE	6-0	230	So.	SQ	South Jordan, Utah (Bingham HS)
53	Harris, Braden	DE	36	Jared Reed	CB	6-0	180	So.	TR	Portland, Ore. (Central Catholic HS/Portland State)
20	Harris, Keith	S	37	Sam Lockett	S	6-0	190	Fr.	RS	Spokane, Wash. (Gonzaga Prep)
42	Heninger, Nick	DE	38	Eric Munoz	LB	6-0	230	Jr.	RS	Belvidere, Ill. (Belvidere HS/San Diego Mesa CC)
70	Hill, Hunter	OL	39	Maika Magalei	LB	6-1	235	R-So	1L	Lakewood, Wash. (Lakes HS)
28	Hussey, Oakley	S	40	Dustin Mathews	LB	6-1	225	Fr.	RS	Bountiful, Utah (Viewmont HS)
14	Jackson, Zahodri	CB	41	Elijah Shelton	DE	6-1	230	Fr.	RS	Salt Lake City, Utah (Highland HS)
77	Koch, Andy	OL	42	Nick Heninger	DE	6-2	245	Jr.	TR	South Jordan, Utah (Bingham HS/Utah)
18	Lampkin, Cam	CB	43	Jack Drews	TE	6-3	240	Fr.	HS	Ramona, Calif. (Ramona HS)
34	Langi, Daniel	DE	44	Fua Leilua	DT	6-3	295	Sr.	1L	Anaheim, Calif. (Spanish Fork HS/Oklahoma State)
48	Larsen, Connor	DE	45	Jaylin Bannerman	DE	6-5	245	Jr.	JC	Pickerington, Ohio (Pickerington Central HS/Arizona Western JC)
67	Lasike, Sione	OL	46	Addison Trupp	DE	6-2	230	Fr.	HS	Salt Lake City, Utah (East HS)
55	LaValle, Christian	DT	47	Logan Lee	TE	6-4	245	Jr.	2L	Rexburg, Idaho (Madison HS)
47	Lee, Logan	TE	47	Kaleo Neves	DE	6-0	195	Fr.	HS	Provo, Utah (Timpview HS)
3	Lefeged Jr., Troy	S	48	Connor Larsen	DE	6-5	240	Fr.	HS	American Fork, Utah (American Fork HS)
5	Legas, Cooper	QB	49	Pierce Callister	P	6-0	170	Fr.	HS	Ogden, Utah (Weber HS)
44	Leilua, Fua	DT	50	Jesse Vasquez	LS	5-11	225	Fr.	HS	Thousand Oaks, Calif. (Oaks Christian School)
37	Lockett, Sam	S	51	Justus Te'i	DE	6-3	240	R-Jr.	2L	Oceanside, Calif. (Mission Hills HS)
10	Love, Jordan	QB	52	Jaymason Willingham	LB	6-1	220	Fr.	HS	Steilacoom, Wash. (Steilacoom HS)
30	Maddox, Patrick	S	53	Braden Harris	DE	6-2	230	Sr.	SQ	Gunnison, Utah (Gunnison Valley HS)
39	Magalei, Maika	LB	54	Dean Rice	DT	6-2	310	Fr.	HS	Yuba City, Calif. (River Valley HS)
29	Makakona, Pailate	RB	55	Christian LaValle	DT	5-11	240	Fr.	HS	Mission Viejo, Calif. (Mission Viejo HS)
85	Manu, Mosese	TE	56	Ethan Vowles	LB	6-2	190	Fr.	RS	Arvada, Colo. (Ralston Valley HS)
80	Mariner, Siaozi	WR	57	Brandon Pada	LS	5-10	210	Jr.	1L	Glendale, Ariz. (Mountain Ridge HS)
40	Mathews, Dustin	LB	58	Demytrick Ali'ifua	OL	6-3	305	Jr.	2L	Hayward, Calif. (San Leandro HS)
79	Meacham, Wade	OL	59	Connor Coles	PK	6-0	190	R-So	SQ	Bozeman, Mont. (Bozeman HS)
33	Meitzenheimer, Kevin	LB	59	Aric Davison	OL	6-3	290	Fr.	HS	Richland, Wash. (Richland HS)
82	Merrill, Sawyer	WR	60	Wyatt Bowles	OL	6-4	300	Fr.	RS	West Point, Utah (Syracuse HS)
86	Mortenson, Bryce	TE	61	Aaron Bredsguard	DE	6-3	225	Fr.	HS	Bountiful, Utah (Viewmont HS)
92	Motu'apuaka, Hale	DT	62	Dominik Eberle	PK	6-2	190	Sr.	2L	Nuremberg, Germany (Redondo Union (CA) HS)





**NUMERICAL**

No.	Name	Pos.	Ht.	Wt.	Cl.	Exp.	Hometown (High School/Last School)
63	Ashton Adams	OL	6-3	305	Fr.	HS	Salem, Ore. (South Salem HS)
64	Heneli Avendano	OL	6-3	290	Fr.	RS	Sandy, Utah (Jordan HS)
65	Karter Shaw	OL	6-4	305	Fr.	RS	South Jordan, Utah (Herriman HS)
66	Mohelika Uasike	OL	6-1	305	R-Jr.	2L	Euleuss, Texas (L.D. Bell HS)
67	Sione Lasike	OL	6-1	295	Fr.	HS	Las Vegas, Nev. (Bishop Gorman HS)
68	Logan Wood	OL	6-1	290	Fr.	HS	Grand Junction, Colo. (Fruita Monument HS)
70	Hunter Hill	OL	6-5	285	Fr.	HS	Orem, Utah (Orem HS)
72	Alfred Edwards	OL	6-7	310	So.	1L	Redlands, Calif. (Redlands Senior HS)
73	Kyler Hack	OL	6-4	300	So.	RS	Las Vegas, Nev. (Palo Verde HS/Orange Coast CC)
74	Chandler Dolphin	OL	6-3	295	So.	SQ	Sandy, Utah (Alta HS)
75	Ty Shaw	OL	6-4	300	Jr.	1L	South Jordan, Utah (Herriman HS)
76	Jackson Owens	OL	6-5	305	Fr.	HS	Sandy, Utah (East HS)
77	Andy Koch	OL	6-6	290	Fr.	RS	Eastvale, Calif. (Eleanor Roosevelt HS)
78	Jacob South	OL	6-5	295	Fr.	RS	Anacortes, Wash. (Anacortes HS)
79	Wade Meacham	OL	6-6	305	Fr.	RS	Layton, Utah (Layton HS)
80	Siaosi Mariner	WR	6-2	195	Gr.	TR	Tustin, Calif. (Tustin HS/Utah)
81	Tim Patrick Jr.	WR	6-0	185	Fr.	RS	San Diego, Calif. (Morse HS)
82	Sawyer Merrill	WR	6-0	175	Fr.	HS	El Dorado Hills, Calif. (Oak Ridge HS)
83	Derek Wright	WR	6-1	185	Jr.	JC	Sterling, Utah (Manti HS/Snow College)
84	Kanen Eaton	WR	6-2	170	Fr.	HS	Vancouver, Wash. (Columbia River HS)
84	Kyle Van Leeuwen	WR	5-8	180	Fr.	HS	Provo, Utah (Timpview HS)
85	Mosese Manu	TE	6-3	250	Jr.	JC	West Bountiful, Utah (Bountiful HS/Mt. San Antonio JC)
86	Bryce Mortenson	TE	6-6	240	Fr.	RS	Smithfield, Utah (Sky View HS)
87	Caleb Repp	TE	6-5	225	Gr.	TR	Rancho Cucamonga, Calif. (Los Osos HS/Utah)
88	Carson Terrell	TE	6-5	245	Jr.	2L	Lehi, Utah (Lehi HS)
89	Travis Boman	TE	6-4	245	Jr.	1L	Henderson, Nev. (Coronado HS)
90	Ritisoni Fata	DT	6-1	295	Jr.	2L	Redlands, Calif. (East Valley HS)
91	Devon Anderson	DT	6-1	295	Sr.	2L	Baltimore, Md. (Overlea HS/Dodge City CC)
92	Hale Motu'apuaka	DT	6-2	285	Fr.	RS	Honolulu, Hawaii (Punahou HS)
93	Jacoby Wildman	DE	6-2	250	Gr.	3L	Logan, Utah (Logan HS)
94	Caden Andersen	DT	6-2	280	Jr.	1L	Logan, Utah (Logan HS)
95	Diamond Faamafoe	DT	6-0	295	Fr.	HS	Draper, Utah (Alta HS)
96	Christopher Unga	DT	6-0	295	Sr.	3L	Rochester, Calif. (Rancho Cucamonga HS)
97	Jake Pitcher	DE	6-3	245	Jr.	SQ	Smithfield, Utah (Sky View HS)
98	Christopher Bartolic	P	6-0	195	Jr.	JC	Newport Beach, Calif. (Corona del Mar HS/Orange Coast CC)
98	AJ Vongphachanh	DE	6-3	230	Fr.	HS	Pasco, Wash. (Chiawana HS)
99	Josh Bowcut	DT	6-4	280	Fr.	HS	Sherwood, Ore. (Sherwood HS)
	Keegan Duncan	LB	6-3	220	Fr.	HS	Declo, Idaho (Declo HS)

**ALPHABETICAL**

No.	Name	Pos
38	Munoz, Eric	LB
16	Nathan, Jordan	WR
27	Nawahine, Enoch	RB
26	Nelson, Chase	RB
47	Neves, Kaleo	DE
76	Owens, Jackson	OL
57	Pada, Brandon	LS
81	Patrick Jr., Tim	WR
6	Peasley, Andrew	QB
97	Pitcher, Jake	DE
36	Reed, Jared	CB
87	Repp, Caleb	TE
54	Rice, Dean	DT
11	Scarver, Savon	WR
65	Shaw, Karter	OL
75	Shaw, Ty	OL
41	Shelton, Elijah	DE
78	South, Jacob	OL
32	Sterzer, Matthew	S
23	Tatum, Dominic	CB
51	Te'i, Justus	DE
88	Terrell, Carson	TE
13	Thompkins, Deven	WR
15	Thompson, Simon	LB
46	Trupp, Addison	DE
66	Uasike, Mohelika	OL
96	Unga, Christopher	DT
84	Van Leeuwen, Kyle	WR
50	Vasquez, Jesse	LS
98	Vongphachanh, AJ	DE
56	Vowles, Ethan	LB
20	Warren, Jaylen	RB
93	Wildman, Jacoby	DE
7	Williams, DJ	CB
52	Willingham, Jaymason	LB
68	Wood, Logan	OL
9	Woodward, David	LB
83	Wright, Derek	WR

**/// COACHING STAFF ///**

**Head Coach (Defensive Tackles): Gary Andersen** (Utah, 1986), First Season/Fifth Overall; **Assistant Head Coach (Tight Ends): Frank Maile** (Utah State, 2007), Fourth Season/Ninth Overall; **Offensive Coordinator (Quarterbacks): Mike Sanford** (Boise State, 2005), First Season; **Defensive Coordinator (Inside Linebackers): Justin Ena** (BYU, 2001), First Season; **Special Teams Coordinator (Running Backs): Stacy Collins** (Western Oregon, 1998), Fourth Season; **Passing Game Coordinator (Wide Receivers): Jason Phillips** (Houston, 2001), First Season; **Assistant Coach (Offensive Line): TJ Woods** (Azusa Pacific, 2002), First Season/Fifth Overall; **Assistant Coach (Defensive Ends): Bojay Filimoeatu** (Utah State, 2012), First Season; **Assistant Coach (Safeties): Mike Caputo** (Wisconsin, 2015), First Season; **Assistant Coach (Cornerbacks): Mark Orphey** (Texas Southern, 2010), First Season; **Offensive Analyst: Mike Favero** (Utah State, 1992), First Season; **Assistant Athletics Director for Football Operations: Zach Nyborg** (BYU, 2011), Second Season; **Director of Strength & Conditioning for Football: Jordan Hicks** (Georgetown (Ky.), 2005), First Season; **Assistant Strength & Conditioning Coach: Joe Powell** (Central Michigan, 2014), Second Season; **Assistant Strength & Conditioning Coach: Connor Gorny** (Ball State, 2016), First Season; **Strength & Conditioning Graduate Assistant: Dalton Elliott** (Sioux Falls, 2018), First Season; **Strength & Conditioning Graduate Assistant: Junior Salt** (Utah, 2015), First Season; **Director of Player Personnel: Keegan Andersen** (Utah State, 2013), First Season; **Assistant Director of Player Personnel: Trevor McFalls** (Southern Utah, 2015), First Season; **Assistant Director of Recruiting: Trevor Mann** (Utah State, 2016), First Season; **Offensive Graduate Assistant: Jamison Jones** (Utah State, 2018), First Season; **Offensive Graduate Assistant: Austin Stephens** (Utah State, 2015), First Season; **Defensive Graduate Assistant: Al Lapuaho** (Utah State, 2012), Second Season; **Defensive Graduate Assistant: Hayden Mace** (Linfield, 2012), First Season; **Special Teams Administrative Assistant: Eric Raisbeck** (Wisconsin-La Crosse, 2008), First Season; **Associate Athletics Director for Sports Medicine: Mike Williams** (Utah State, 1996), 21st Season; **Assistant Athletics Director for Equipment Operations: Mike Bair** (Utah State, 1995), 23rd Season; **Assistant Athletics Director for Video Operations: Bill Garren** (Idaho State, 2002), 14th Season.



**Gary Andersen**  
Head Coach/DT  
(Field)



**Frank Maile**  
Assistant Head Coach/TE  
(Field)



**Mike Sanford**  
Offensive Coordinator/  
QB  
(Field)



**Justin Ena**  
Defensive Coordinator/  
ILB  
(Press Box)



**Stacy Collins**  
Special Teams Coordinator/  
RB  
(Field)



**Jason Phillips**  
Passing Game Coordinator/  
WR  
(Field)



**TJ Woods**  
Offensive Line  
(Field)



**Bojay Filimoeatu**  
Defensive Ends  
(Field)



**Mike Caputo**  
Safeties  
(Field)



**Mark Orphey**  
Cornerbacks  
(Field)





# 2019 UTAH STATE DEPTH CHART

### /// OFFENSE ///

<b>X-WR</b>	11 Savon Scarver (5-11, 180, Jr., 2L)
-or-	13 Deven Thompkins (5-7, 160, So., 1L)
	12 Ajani Carter (6-0, 185, Fr., HS)
<b>H-WR</b>	16 Jordan Nathan (5-8, 180, Jr., 2L)
	17 Taylor Compton (5-8, 175, Jr., 1L)
<b>LT</b>	<b>72 Alfred Edwards (6-7, 310, So., 1L)</b>
	78 Jacob South (6-5, 295, Fr., RS)
<b>LG</b>	75 Ty Shaw (6-4, 300, Jr., 1L)
	64 Heneli Avendano (6-3, 290, Fr., RS)
<b>C</b>	58 Demytrick Ali'ifua (6-3, 305, Jr., 2L)
	74 Chandler Dolphin (6-3, 295, So., SQ)
<b>RG</b>	65 Karter Shaw (6-4, 305, Fr., RS)
	66 Mohelika Uasike (6-1, 305, R-Jr., 2L)
<b>RT</b>	73 Kyler Hack (6-4, 300, So., RS)
	78 Jacob South (6-5, 295, Fr., RS)
<b>Y-TE</b>	87 Caleb Repp (6-5, 225, Sr., TR)
-or-	88 Carson Terrell (6-5, 245, Jr., 2L)
	89 Travis Boman (6-4, 245, Jr., 1L)
<b>Z-WR</b>	80 Siasoi Mariner (6-2, 195, Sr., TR)
	83 Derek Wright (6-1, 185, Jr., JC)
	19 Sean Carter (6-2, 195, Jr., JC)
<b>RB</b>	1 Gerold Bright (5-10, 190, Sr., 3L)
	20 Jaylen Warren (5-8, 215, Jr., JC)
	34 Riley Burt (6-1, 215, Sr., TR)
<b>QB</b>	<b>10 Jordan Love (6-4, 225, Jr., 2L)</b>
	3 Henry Colombi (6-2, 205, So., 1L)
	5 Cooper Legas (6-2, 205, Fr., HS)

### /// DEFENSE ///

<b>DE</b>	51 Justus Te'i (6-3, 240, R-Jr., 2L)
	93 Jacoby Wildman (6-2, 250, Sr., 3L)
	97 Jake Pitcher (6-3, 260, Jr., SQ)
<b>DT</b>	<b>91 Devon Anderson (6-1, 295, Sr., 2L)</b>
	94 Caden Andersen (6-3, 285, Jr., 1L)
	92 Hale Motu'apuaka (6-2, 285, Fr., RS)
<b>DT</b>	<b>96 Christopher Unga (6-0, 295, Sr., 3L)</b>
	90 Ritisoni Fata (6-1, 295, Jr., 2L)
<b>DE</b>	<b>10 Tipa Galeai (6-5, 235, Sr., 1L)</b>
	24 Dalton Baker (6-5, 245, Sr., 3L)
-or-	42 Nick Heninger (6-2, 245, Jr., TR)
<b>ILB</b>	38 Eric Munoz (6-0, 230, Jr., RS)
	98 AJ Vongphachanh (6-3, 230, Fr., HS)
<b>ILB</b>	33 Kevin Meitzenheimer (6-0, 230, Jr., 2L)
	41 Elijah Shelton (6-1, 230, Fr., RS)
<b>NKL</b>	21 Andre Grayson (5-8, 175, So., 1L)
	25 Jarrod Green (5-11, 180, So., 1L)
<b>CB</b>	<b>7 DJ Williams (5-9, 180, Sr., 1L)</b>
	23 Dominic Tatum (6-2, 180, Fr., HS)
<b>S</b>	<b>4 Shaq Bond (5-10, 195, Jr., 1L)</b>
	37 Sam Lockett (6-0, 190, Fr., RS)
<b>S</b>	3 Troy Lefeged Jr. (5-11, 190, Jr., JC)
	5 Cash Gilliam (5-11, 200, Jr., JC)
<b>CB</b>	6 Cameron Haney (5-10, 185, Sr., 3L)
	18 Cam Lampkin (5-9, 170, Fr., HS)

### /// SPECIALISTS ///

<b>P</b>	98 Christopher Bartolic (6-0, 195, Jr., JC)
	49 Pierce Callister (6-0, 170, Fr., HS)
<b>PK/K</b>	<b>62 Dominik Eberle (6-2, 190, Sr., 2L)</b>
	59 Connor Coles (6-0, 190, R-So., SQ)
<b>LS</b>	<b>57 Brandon Pada (5-10, 210, Jr., 1L)</b>
	50 Jesse Vasquez (5-11, 225, Fr., HS)
<b>HLD</b>	31 Aaron Dalton (6-4, 215, R-Sr., 3L)
	26 Chase Nelson (5-10, 200, Jr., 1L)
<b>PR</b>	<b>16 Jordan Nathan (5-8, 180, Jr., 2L)</b>
	13 Deven Thompkins (5-7, 160, So., 1L)
<b>KOR</b>	<b>11 Savon Scarver (5-11, 180, Jr., 2L)</b>
	<b>1 Gerold Bright (5-10, 190, Sr., 3L)</b>
	13 Deven Thompkins (5-7, 160, So., 1L)
	21 Andre Grayson (5-8, 175, So., 1L)

**BOLD = Returning Starter**

### /// CAREER GAMES PLAYED / STARTED ///

89 Aaron Dalton, R-Sr., P	49/0	72 Alfred Edwards, So., OL	22/21	27 Enoch Nawahine, Fr., RB	8/0
6 Cameron Haney, Sr., CB	46/19	25 Jarrod Green, So., CB	22/0	83 Derek Wright, Jr., WR	8/0
93 Jacoby Wildman, Gr., DE	46/8	75 Ty Shaw, Jr., OL	21/8	5 Cash Gilliam, Jr., S	7/2
1 Gerold Bright, Sr., RB	45/13	89 Travis Boman, Jr., TE	20/0	2 Terin Adams, Jr., CB	7/0
24 Dalton Baker, Sr., DE	45/8	4 Shaq Bond, Jr., S	19/19	98 Christopher Bartolic, Jr., P	7/0
62 Dominik Eberle, Sr., PK	41/0	39 Maika Magalei, R-So., LB	18/4	77 Andy Koch, R-Fr., OL	6/3
96 Christopher Unga, Sr., DT	39/27	65 Karter Shaw, R-Fr., OL	15/11	98 AJ Vongphachanh, Fr., DE	6/1
51 Justus Te'i, R-Jr., DE	39/20	14 Zahodri Jackson, So., CB	15/2	19 Sean Carter, Jr., WR	6/0
58 Demytrick Ali'ifua, Jr., OL	37/15	44 Fua Leilua, Sr., DT	14/14	45 Jaylin Bannerman, Jr., DE	5/1
11 Savon Scarver, Jr., WR	37/5	64 Heneli Avendano, R-Fr., OL	14/3	22 Michael Anyanwu, R-Fr., CB	5/0
10 Jordan Love, Jr., QB	36/30	73 Kyler Hack, R-So., OL	12/7	74 Chandler Dolphin, So., OL	5/0
16 Jordan Nathan, Jr., WR	36/28	3 Henry Colombi, So., QB	12/0	79 Wade Meacham, R-Fr., OL	5/0
91 Devon Anderson, Sr., DT	36/23	92 Hale Motu'apuaka, R-Fr., DT	12/0	81 Tim Patrick Jr., R-Fr., WR	5/0
88 Carson Terrell, Jr., TE	35/11	3 Troy Lefeged Jr., S	11/11	60 Wyatt Bowles, R-Fr., OL	4/0
33 Kevin Meitzenheimer, Jr., LB	30/11	80 Siasoi Mariner, Sr., WR	11/11	49 Pierce Callister, Fr., P	4/0
47 Logan Lee, Jr., TE	30/3	87 Caleb Repp, Sr., TE	11/5	59 Connor Coles, R-So., PK	4/0
9 David Woodward, Jr., LB	29/20	18 Cam Lampkin, Fr., CB	11/2	55 Christian LaValle, Fr., DT	4/0
66 Mohelika Uasike, R-Jr., OL	26/3	78 Jacob South, R-Fr., OL	11/2	6 Andrew Peasley, R-Fr., QB	4/0
17 Taylor Compton, Jr., WR	25/1	34 Riley Burt, Sr., DE	11/0	23 Dominic Tatum, Fr., CB	4/0
7 DJ Williams, Sr., CB	24/24	42 Nick Heninger, Jr., DE	11/0	47 Kaleo Neves, Fr., DE	2/0
13 Deven Thompkins, So., WR	24/6	37 Sam Lockett, R-Fr., S	11/0	34 Daniel Langi, So., LB	1/0
90 Ritisoni Fata, Jr., DT	24/2	97 Jake Pitcher, Jr., DE	11/0	85 Mosese Manu, Jr., TE	1/0
10 Tipa Galeai, Sr., DE	23/22	12 Ajani Carter, Fr., WR	10/0	76 Jackson Owens, Fr., OL	1/0
26 Chase Nelson, Jr., RB	24/0	53 Braden Harris, Sr., DE	10/0	15 Simon Thompson, Fr., LB	1/0
57 Brandon Pada, Jr., LS	24/0	20 Jaylen Warren, Jr., RB	10/0		
21 Andre Grayson, So., CB	23/5	38 Eric Munoz, R-Jr., LB	9/2		
94 Caden Andersen, Jr., DT	23/0	41 Elijah Shelton, R-Fr., DE	8/1		

### /// 2019 PRONUNCIATION GUIDE ///

58 Demytrick Ali'ifua	Ah-lee-ee-foo-uh	28 Oakley Hussey	Huss-ee	33 Kevin Meitzenheimer	Met-zen-hi-mur
91 Devon Anderson	Duh-von	14 Zahodri Jackson	Zuh-haad-ree	92 Hale Motu'apuaka	Huh-lay Mow-too-uh-poo-uh-kuh
22 Michael Anyanwu	Aun-yawn-wu	34 Daniel Langi	Lung-ee	27 Enoch Nawahine	E-nick Nah-wah-hee-nay
64 Heneli Avendano	Hen-eh-lee Ah-ven-da-no	67 Sione Lasike	See-own-nay Luh-see-kay	47 Kaleo Neves	Kuh-lay-o Nev-s
12 Ajani Carter	Ah-jah-knee	55 Christian LaValle	Luh-Val	11 Savon Scarver	Say-von
3 Henry Colombi	Cuh-lum-bee	3 Troy Lefeged Jr.	Lef-ridge	51 Justus Te'i	Tay-ee
80 Kanen Eaton	Can-un	5 Cooper Legas	Lay-gah	88 Carson Terrell	Tear-ul
62 Dominik Eberle	Eb-err-lee	44 Fua Leilua	Foo-uh Lay-loo-uh	66 Mohelika Uasike	Mo-heh-lee-ka Wa-s-kay
95 Diamond Faamafoe	Fie-muh-foe	39 Maika Magalei	Mika Mung-uh-lay	96 Christopher Unga	Oo-nga
90 Ritisoni Fata	Ree-tee-sony Fah-tuh	29 Pailate Makakona	Pie-la-teh Ma-ka-kona	84 Kyle Van Leeuwen	Van Lou-en
32 Sione Fehoko	See-oh-nay Fay-ho-ko	85 Mosese Manu	Mow-seh-seh Mah-new	50 Jesse Vasquez	Vas-kez
10 Tipa Galeai	Tee-puh Nah-lay-eye	80 Siasoi Mariner	See-oh-say	98 AJ Vongphachanh	Vong-puh-chawn
5 Cash Gilliam	Gill-ee-um	79 Wade Meacham	Me-chum		





/// SQUAD BREAKDOWN (108) ///

Freshmen .....	48
Sophomores .....	15
Juniors .....	30
Seniors .....	11
Graduates .....	4

/// LETTERMEN RETURNING (31) ///

**OFFENSE (13)**

Demytrick Ali'ifua (Jr., 6-3, 305, 2L) .....	OL
Travis Boman (Jr., 6-4, 245, 1L) .....	TE
Gerold Bright (Sr., 5-10, 190, 3L) .....	RB
Henry Colombi (So., 6-2, 200, 1L) .....	QB
Taylor Compton (Jr., 5-8, 175, 1L) .....	WR
Alfred Edwards (So., 6-7, 310, 1L) .....	OL
Logan Lee (Jr., 6-4, 245, 2L) .....	TE
Jordan Love (Jr., 6-4, 225, 2L) .....	QB
Jordan Nathan (Jr., 5-8, 180, 2L) .....	WR
Chase Nelson (Jr., 5-10, 200, 1L) .....	RB
Savon Scarver (Jr., 5-11, 180, 2L) .....	WR
Carson Terrell (Jr., 6-5, 245, 2L) .....	TE
Deven Thompkins (So., 5-7, 160, 1L) .....	WR

**DEFENSE (16)**

Caden Andersen (Jr., 6-2, 280, 1L) .....	DT
Devon Anderson (Sr., 6-1, 295, 2L) .....	DT
Dalton Baker (Sr., 6-5, 245, 3L) .....	DE
Shaq Bond (Jr., 5-10, 195, 1L) .....	S
Ritisoni Fata (Jr., 6-1, 295, 2L) .....	DT
Tipa Galeai (Sr., 6-5, 235, 1L) .....	DE
Andre Grayson (So., 5-8, 175, 1L) .....	CB
Jarrold Green (So., 5-11, 180, 1L) .....	CB
Cameron Haney (Sr., 5-10, 185, 3L) .....	CB
Zahodri Jackson (So., 5-10, 185, 1L) .....	CB
Fua Leilua (Sr., 6-3, 295, 1L) .....	DT
Kevin Meitzenheimer (Jr., 6-0, 230, 2L) .....	LB
Christopher 'Unga (Sr., 6-0, 295, 3L) .....	DT
Jacoby Wildman (Gr., 6-2, 250, 3L) .....	DE
DJ Williams (Sr., 5-9, 180, 1L) .....	CB
David Woodward (Jr., 6-2, 235, 2L) .....	LB

**SPECIALISTS (2)**

Dominik Eberle (Sr., 6-2, 190, 2L) .....	PK
Brandon Pada (Jr., 5-10, 210, 1L) .....	LS

/// STARTERS RETURNING (9) ///

**OFFENSE (2)**

Alfred Edwards (So., 6-7, 310, 1L) .....	OL
Jordan Love (Jr., 6-4, 225, 2L) .....	QB

**DEFENSE (7)**

Devon Anderson (Sr., 6-1, 295, 2L) .....	DT
Shaq Bond (Jr., 5-10, 195, 1L) .....	S
Tipa Galeai (Sr., 6-5, 235, 1L) .....	DE
Fua Leilua (Sr., 6-3, 295, 1L) .....	DT
Christopher 'Unga (Sr., 6-0, 295, 3L) .....	DT
DJ Williams (Sr., 5-9, 180, 1L) .....	CB
David Woodward (Jr., 6-2, 235, 2L) .....	LB

/// SQUADMEN RETURNING (6) ///

**OFFENSE (3)**

Chandler Dolphin (So., 6-3, 295, SQ) .....	OL
Sione Fehoko (So., 5-7, 195, SQ) .....	RB
Ty Shaw (Jr., 6-4, 300, 1L) .....	OL

**DEFENSE (3)**

Braden Harris (Sr., 6-2, 230, SQ) .....	DE
Daniel Langi (So., 6-0, 230, SQ) .....	DE
Jake Pitcher (Jr., 6-3, 245, SQ) .....	DE

/// REDSHIRTS RETURNING (21) ///

**OFFENSE (11)**

Heneli Avendano (Fr., 6-3, 290, HS) .....	OL
Wyatt Bowles (Fr., 6-4, 300, HS) .....	OL
Kyler Hack (So., 6-4, 300, JC) .....	OL
Andy Koch (Fr., 6-6, 290, HS) .....	OL
Wade Meacham (Fr., 6-6, 305, HS) .....	OL
Bryce Mortenson (Fr., 6-6, 240, HS) .....	TE
Tim Patrick Jr. (Fr., 6-0, 185, HS) .....	WR
Andrew Peasley (Fr., 6-2, 200, HS) .....	QB
Karter Shaw (Fr., 6-4, 305, HS) .....	OL
Jacob South (Fr., 6-5, 295, HS) .....	OL
Mohelika Uasike (Jr., 6-1, 305, 2L) .....	OL

**DEFENSE (8)**

Michael Anyanwu (Fr., 5-9, 180, HS) .....	CB
Sam Lockett (Fr., 6-0, 190, HS) .....	S
Maika Magalei (So., 6-1, 235, 1L) .....	LB
Dustin Mathews (Fr., 6-1, 225, HS) .....	LB
Hale Motu'apuaka (6-2, 285, HS) .....	DT
Eric Munoz (Jr., 6-0, 230, JC) .....	LB
Elijah Shelton (Fr., 6-1, 230, HS) .....	DE
Justus Te'i (Jr., 6-3, 240, 2L) .....	DE

**SPECIALISTS (2)**

Connor Coles (So., 6-0, 190, SQ) .....	PK
Aaron Dalton (Sr., 6-4, 215, 3L) .....	P

/// NEWCOMERS (49) ///

**OFFENSE (21)**

Ashton Adams (Fr., 6-3, 305, HS) .....	OL
Riley Burt (Gr., 6-1, 215, TR) .....	RB
Josh Calvin (Fr., 6-2, 185, HS) .....	QB
Ajani Carter (Fr., 6-0, 185, HS) .....	WR
Sean Carter (Jr., 6-2, 195, JC) .....	WR
Aric Davison (Fr., 6-3, 290, HS) .....	OL
Jack Drews (Fr., 6-3, 240, HS) .....	TE
Kanen Eaton (Fr., 6-2, 170, HS) .....	WR
Hunter Hill (Fr., 6-5, 285, HS) .....	OL
Sione Lasike (Fr., 6-1, 295, HS) .....	OL
Cooper Legas (Fr., 6-1, 205, HS) .....	QB
Mosese Manu (Jr., 6-3, 250, JC) .....	TE
Siaosi Mariner (Gr., 6-2, 195, TR) .....	WR
Sawyer Merrill (Fr., 6-0, 175, HS) .....	WR
Enoch Nawahine (Fr., 6-1, 195, HS) .....	RB
Jackson Owens (Fr., 6-5, 300, HS) .....	OL
Caleb Repp (Gr., 6-5, 225, TR) .....	TE
Kyle Van Leeuwen (Fr., 5-8, 180, HS) .....	WR
Jaylen Warren (Jr., 5-8, 215, JC) .....	RB
Logan Wood (Fr., 6-1, 290, HS) .....	OL
Derek Wright (Jr., 6-1, 185, JC) .....	WR

**DEFENSE (25)**

Terin Adams (Jr., 5-11, 180, TR) .....	CB
Jaylin Bannerman (Jr., 6-5, 245, JC) .....	DE
Aaron Bredsguard (Fr., 6-3, 225, HS) .....	DE
Josh Bowcut (Fr., 6-4, 280, HS) .....	DT
Keegan Duncan (Fr., 6-3, 220, HS) .....	LB
Diamond Faamafoe (Fr., 6-1, 295, HS) .....	DT
Cash Gilliam (Jr., 5-11, 200, JC) .....	S
Keith Harris (Fr., 5-10, 170, HS) .....	CB
Nick Heninger (Jr., 6-2, 245, TR) .....	DE
Oakley Hussey (Fr., 6-1, 200, HS) .....	S
Cam Lampkin (Fr., 5-9, 170, HS) .....	CB
Connor Larsen (Fr., 6-5, 240, HS) .....	DE
Christian LaValle (Fr., 5-11, 240, HS) .....	DT
Troy Lefeged Jr. (Jr., 5-11, 190, JC) .....	S
Patrick Maddox (So., 5-10, 205, TR) .....	S
Kaleo Neves (Fr., 6-0, 195, HS) .....	DE
Jared Reed (So., 6-0, 180, TR) .....	CB
Dean Rice (Fr., 6-2, 310, HS) .....	DT
Matthew Sterzer (R-Fr., 6-2, 225, HS) .....	S
Dominic Tatum (Fr., 6-2, 180, HS) .....	CB
Simon Thompson (Fr., 6-1, 205, HS) .....	LB

/// NEWCOMERS (cont.) ///

**DEFENSE (cont.)**

Addison Trupp (Fr., 6-2, 230, HS) .....	DE
AJ Vongphachanh (Fr., 6-3, 230, HS) .....	DE
Ethan Vowles (Fr., 6-2, 190, RS) .....	LB
Jaymason Willingham (Fr., 6-2, 220, HS) .....	LB

**SPECIALISTS (3)**

Christopher Bartolic (Jr., 6-0, 195, JC) .....	P
Pierce Callister (Fr., 6-0, 170, HS) .....	P
Jesse Vasquez (Fr., 5-11, 225, HS) .....	LS

/// LETTERMEN LOST (31) ///

**OFFENSE (17)**

Eltoro Allen (Sr., 5-9, 185, 2L) .....	RB
Roman Andrus (Sr., 6-4, 310, 2L) .....	OL
Rob Castaneda (Sr., 6-4, 305, 2L) .....	OL
Quin Ficklin (Sr., 6-2, 300, 2L) .....	OL
Jalen Greene (Gr., 6-2, 205, 1L) .....	WR
Devin Heckstall (Sr., 6-5, 205, 1L) .....	WR
Justen Hervey (Sr., 5-10, 210, 4L) .....	RB
Moroni Iniguez (Jr., 6-2, 320, 2L) .....	OL
D.J. Nelson (Sr., 5-9, 200, 4L) .....	WR
Dax Raymond (Jr., 6-5, 250, 3L) .....	TE
Ron'quavion Tarver (Sr., 6-3, 215, 3L) .....	WR
Sean Taylor (Sr., 6-5, 300, 2L) .....	OL
Jake Templeton (Sr., 6-2, 305, 1L) .....	OL
Darwin Thompson (Jr., 5-8, 200, 1L) .....	RB
KJ Uluave (Sr., 6-4, 300, 2L) .....	OL
Aaren Vaughns (Sr., 5-7, 185, 2L) .....	WR
Morian Walker Jr. (Jr., 6-1, 215, 1L) .....	RB

**DEFENSE (12)**

Adewale Adeoye (Sr., 6-3, 275, 2L) .....	DE
Chase Christiansen (Sr., 6-1, 230, 3L) .....	LB
Gaje Ferguson (Sr., 6-0, 210, 3L) .....	S
Deante Fortenberry (Sr., 5-9, 190, 2L) .....	CB
Baron Gajkowski (Jr., 6-1, 220, 2L) .....	LB
Ja'Marcus Ingram (Jr., 6-1, 185, 2L) .....	CB
Ofa Latu (Sr., 6-0, 225, 2L) .....	LB
Chance Parker (Jr., 6-1, 205, 2L) .....	S
Jontrell Rocquemore (Sr., 6-1, 210, 4L) .....	S
Gasetoto Schuster (Sr., 6-0, 295, 4L) .....	NG
Suli Tamaivena (Sr., 6-0, 230, 2L) .....	LB
Aaron Wade (Sr., 6-1, 210, 4L) .....	S

**SPECIALISTS (2)**

Taylor Hintze (Jr., 6-1, 200, 1L) .....	PK
Zach Lee (Sr., 5-11, 195, 1L) .....	P

/// STARTERS LOST (13) ///

Roman Andrus (Sr., 6-4, 310, 2L) .....	OL
Rob Castaneda (Sr., 6-4, 305, 2L) .....	OL
Quin Ficklin (Sr., 6-2, 300, 2L) .....	OL
Jalen Greene (Gr., 6-2, 205, 1L) .....	WR
Dax Raymond (Jr., 6-5, 250, 3L) .....	TE
Ron'quavion Tarver (Sr., 6-3, 215, 3L) .....	WR
Sean Taylor (Sr., 6-5, 300, 2L) .....	OL
Darwin Thompson (Jr., 5-8, 200, 1L) .....	RB
Aaren Vaughns (Sr., 5-7, 185, 2L) .....	WR

**DEFENSE (4)**

Chase Christiansen (Sr., 6-1, 230, 3L) .....	LB
Gaje Ferguson (Sr., 6-0, 210, 3L) .....	S
Deante Fortenberry (Sr., 5-9, 190, 2L) .....	CB
Jontrell Rocquemore (Sr., 6-1, 210, 4L) .....	S





/// COACHING STAFF ///

- Head Coach/DT ..... Gary Andersen
Alma Mater ..... Utah, 1986
Career Record ..... 58-57 (10th Season)
School Record ..... 32-29 (Fifth Season)
Mountain West Record ..... 5-2 (First Season)
Bowl Record ..... 1-2
• Assistant Head Coach/TE ..... Frank Maile
• Offensive Coordinator/QB ..... Mike Sanford
• Defensive Coordinator/ILB ..... Justin Ena
• Special Teams Coordinator/RB ..... Stacy Collins
• Passing Game Coordinator/WR ..... Jason Phillips
• Offensive Line ..... TJ Woods
• Defensive Ends ..... Bojay Filimoeatu
• Safeties ..... Mike Caputo
• Cornerbacks ..... Mark Orphey
• Offensive Analyst ..... Mike Favero
• Assistant AD/Football Operations ..... Zach Nyborg
• Strength and Conditioning Coach ..... Jordan Hicks
• Assistant Strength Coach ..... Joe Powell
• Assistant Strength Coach ..... Connor Gorny
• Strength & Conditioning GA ..... Dalton Elliott
• Strength & Conditioning GA ..... Junior Salt
• Director of Player Personnel ..... Keegan Andersen
• Assistant Director of Player Personnel ..... Trevor McFalls
• Assistant Director of Recruiting ..... Trevor Mann
• Offensive Graduate Assistant ..... Jamison Jones
• Offensive Graduate Assistant ..... Austin Stephens
• Defensive Graduate Assistant ..... Al Lapuaho
• Defensive Graduate Assistant ..... Hayden Mace
• Special Teams Admin. Assistant ..... Eric Raisbeck
• Associate AD/Athletic Trainer ..... Mike Williams
• Assistant AD/Equipment Coordinator ..... Mike Bair
• Assistant AD/Video Coordinator ..... Bill Garren
• Administrative Assistant ..... Brandy Saunders

/// TEAM INFORMATION ///

- 2019 Record ..... 6-5
• MW Record (Finish) ..... 5-2
• Ranking (Coaches/AP) ..... NA/NA
• Lettermen Returning ..... 31 (O-13, D-16, S-2)
• Lettermen Lost ..... 31 (O-17, D-12, S-2)
• Starters Returning ..... 9 (O-2, D-7)
• Starters Lost ..... 13 (O-9, D-4)
Offensive Starters Returning: 2
OL Alfred Edwards; QB Jordan Love.
Defensive Starters Returning: 7
DT Devon Anderson; S Shaq Bond; DE Tipa Galeai;
DT Fua Leilua; DT Christopher 'Unga, CB DJ Williams, LB David Woodward.

/// TEAM HISTORY ///

- First Year of Football: 1892
• Record (Years): 557-547-31 (120)
• Mountain West Record (Years): 35-20 (7)
• Conference Championships (Last): 12 (2012)
• All-Time Bowl Record: 5-8

/// STADIUM INFORMATION ///

- Name: Merlin Olsen Field at Maverik Stadium
• Capacity: 25,100
• Surface: AstroTurf
• Record: 151-107
• Year Built: 1968

UTAH STATE MEDIA RELATIONS CONTACTS

• Associate Athletics Director for Media Relations Doug Hoffman (435-797-3714 office, 435-881-8011 cell, doug.hoffman@usu.edu) handles all media requests for the Utah State football program, along with Assistant Media Relations Coordinator Wade Denniston (435-797-1361 office, 435-787-8587 cell, wade.denniston@usu.edu).

WEEKLY PRESS CONFERENCE

• Utah State head coach Gary Andersen will hold his weekly press conference every Monday during the season at 11:30 a.m. MT. Selected players will also be available. Live streaming of the press conference will be made available at UtahStateAggies.com.

PRACTICE SCHEDULE / INTERVIEW REQUESTS

• Practices are closed to the media. Requested coaches and players will be available for post-practice interviews on Tuesdays and Wednesdays for Saturday games. There is no media availability following Monday, Thursday and Friday practices. All player and assistant coaching staff interview requests should be directed to Doug Hoffman. Personal phone numbers will not be made available to media. Players have been instructed not to conduct interviews when contacted without prior approval from the media relations staff.

POST-GAME INTERVIEW POLICY

• The Utah State locker room is closed at all times. Requested players will be available in the Spetman Auditorium on the second floor of the Jim & Carol Laub Athletics-Academics Complex immediately following head coach Gary Andersen's post-game press conference. Live streaming of each post-game press conference will be made available at UtahStateAggies.com. Post-game interviews on the road will be held in accordance with the host school's procedures.

CREDENTIALS AND PARKING

• Requests for working credentials for the 2019 Utah State football season must be sent to Doug Hoffman. Media parking is located in the C lot on the north side of Maverik Stadium.

PRESS BOX AND GAMEDAY SERVICES

• Access to the press level (fifth floor) of the West Stadium Center is located on the northwest side of Maverik Stadium. A pregame meal will be served approximately one hour prior to kickoff. Packets with pregame information will be distributed in advance of kickoff on game day. Play-by-play, quarter, halftime and final statistics, along with coach and player quotes, are all regular services on game day. Stat monitors with live, updated statistics are provided for radio and television, while print media can access the same information with their computers utilizing StatBroadcast.

PHOTOGRAPHERS' ACCESS

• Photographers have access to both the press level (fifth floor) of the West Stadium Center and the Spetman Auditorium on the second floor of the Jim & Carol Laub Athletics-Academics Complex. The Spetman Auditorium is not available until one hour prior to kickoff each game day.

UTAHSTATEAGGIES.COM

• For updated statistics, rosters, game notes and all Aggie news on the Internet, go to the official Utah State Athletics website at UtahStateAggies.com. For those out of range of the Aggie Sports Network's radio broadcast, live audio of every game is available through UtahStateAggies.com's All-Access.

TWITTER

• Follow all of the Aggie coaches and the program on Twitter: Frank Maile @coachfrankmaile; Mike Sanford @MikeSanfordUSU; Justin Ena @Justin\_Ena; TJ Woods @coachtjwoods; Stacy Collins @CoachCollinsUSU; Jason Phillips @CoachPhillips.; Bojay Filimoeatu @CoachBojay; Mike Caputo @MikeCaputo\_7; Mark Orphey @Mark\_Orphey; and Utah State Football @USUFootball.

/// MEDIA SCHEDULE - NEW MEXICO WEEK ///

Table with 6 columns: MONDAY, TUESDAY, WEDNESDAY, THURSDAY, FRIDAY, SATURDAY. Rows include Press Conference, Practice, and Post Game information.





**UTAH STATE CONCLUDES MOUNTAIN WEST PLAY AT NEW MEXICO**

• Utah State (6-5, 5-2 MW) concludes Mountain West play this weekend with a road game at New Mexico (2-9, 0-7 MW) on Saturday, Nov. 30, at 2 p.m. The game will be aired exclusively on Facebook, a platform that has more than 100 million video views daily, with Ari Wolfe (play-by-play), Jordan Palmer (analyst) and Dani Klupenger (reporter) on the call. Live audio of the game is available on [www.UtahStateAggies.com](http://www.UtahStateAggies.com).

• Utah State is 3-1 on the season and has won eight of its last 11 games under head coach **Gary Andersen** following a loss.

• Utah State is 27-13 (.675) in its last 40 games played during the month of November and is 1-4-1 all-time in known games played on Nov. 30.

**A LOOK AT UTAH STATE**

• Utah State is 6-5 on the season and 5-2 in Mountain West play following its 56-21 Mountain West home loss against No. 20 Boise State last weekend. Offensively, USU is led by junior QB **Jordan Love**, who is 245-of-399 (.614) passing for 2,913 yards (264.8 ypg) with 14 touchdowns and 15 interceptions. Senior RB **Gerold Bright** leads the team in rushing with 714 yards on 142 carries (5.0 ypc/64.9 ypg) with seven touchdowns, and senior graduate transfer WR **Siaosi Mariner** has a team-best 53 receptions for 819 yards (15.5 ypr/74.5 ypg) and seven touchdowns. Defensively, junior LB **David Woodward** leads the team with 93 tackles, which includes 5.0 tackles for loss, while junior S **Troy Lefeged Jr.** has 83 tackles, which includes 5.5 tackles for loss. As a team, USU is averaging 27.4 points and 430.3 yards of total offense (285.4 passing, 144.9 rushing), and allowing 29.4 points and 435.8 yards (245.2 passing, 190.6 rushing).

**UTAH STATE BOWL ELIGIBLE FOR EIGHTH TIME IN LAST NINE SEASONS**

• With its win against Wyoming two weekends ago, Utah State is bowl eligible for the eighth time in the last nine years. USU played in five-straight bowl games from 2011-15 and won three-straight bowls from 2012-14, both of which are school records. All-time, USU has played in 13 bowl games and has a 5-8 record.

• Two of Utah State's bowl wins have been in Albuquerque, N.M., as it posted a 21-6 win against UTEP in 2014 and a 52-13 win against North Texas in 2018.

**UTAH STATE IN THE MOUNTAIN WEST AND ON THE ROAD**

• Utah State is 35-20 (.636) all-time in the Mountain West, including a 15-12 (.556) road record, and has won 46 of its last 66 (.697) league games dating back to 2011. In fact, USU is 14-4 (.778) in its last 18 MW games and 17-7 (.708) in its last 24 games against all opponents.

• Utah State is 9-6 (.600) in its last 15 road games, including an 8-3 (.727) Mountain West record. In its last 15 road games, USU has also scored at least 30 points eight times and has had at least 500 yards of total offense six times.

**UTAH STATE 3-1 ON THE SEASON IN ONE-SCORE GAMES**

• Utah State is 3-1 on the season in one-score games after posting back-to-back wins against Fresno State (37-35) and Wyoming (26-21). USU also notched a 23-17 road win at San Diego State and had a 38-35 loss at Wake Forest. Those three one-score wins this year are the most by USU since the 2011 team was 5-4 in such games. Under Andersen, USU is 13-11 in one-score games.

**UTAH STATE MILESTONES THAT EQUAL SUCCESS**

• Utah State has won 33 of its last 39 games when it has a 100-yard rusher, including a 3-1 record this year, and 37 of its last 40 contests when rushing at least 40 times in a game, including a 4-0 record this year. USU has also won 53 of its last 57 games when scoring at least 30 points, including a 4-1 record this season.

**AGGIES IN OVERTIME**

• Utah State is 6-6 all-time in overtime, winning three of its last five. USU is 4-3 in single overtime, 2-2 in double overtime, and 0-1 in triple overtime. USU's last overtime game was a 26-20 loss against New Mexico State in the NOVA Home Loans Arizona Bowl on Dec. 29, 2017.

**ANDERSEN FIFTH ALL-TIME IN SCHOOL HISTORY WITH 32 WINS**

• Utah State head coach **Gary Andersen** ranks fifth all-time in school history with his 32 wins, while his .525 winning percentage (32-29) ranks as the eighth-best. Andersen is also one of just four head coaches in school history to lead the Aggies to multiple bowl games.

• Utah State is 22-8 (.733) in its last 30 games under Andersen, which includes a 9-5 (.643) road record. USU is also 16-2 (.889) in its last 18 conference games under Andersen, which includes a 5-2 record in the Mountain West this season and 11 straight wins in the Western Athletic Conference during the 2011-12 seasons.

**DID YOU KNOW?**

• With its 23-17 road win at San Diego State on Sept. 21 and its 37-35 win at Fresno State on Nov. 9, Utah State became the first team ever to record road wins at both San Diego State and Fresno State in the same season since the Mountain West began divisional play in 2013. Overall, USU is 18-4 (.818) all-time against teams from the West Division of the Mountain West, which is the best record by any team in the conference.

**/// MOUNTAIN WEST STANDINGS ///**

<b>MOUNTAIN</b>	<b>MW</b>	<b>Overall</b>
#20 Boise State	7-0	10-1
(RV) Air Force	6-1	9-2
<b>Utah State</b>	<b>5-2</b>	<b>6-5</b>
Wyoming	4-3	7-4
Colorado State	3-4	4-7
New Mexico	0-7	2-9

<b>WEST</b>	<b>MW</b>	<b>Overall</b>
Hawai'i	5-3	8-4
San Diego State	5-3	8-3
Nevada	4-3	7-4
Fresno State	2-5	4-7
San José State	1-6	4-7
UNLV	1-6	3-8

**THIS WEEK'S GAMES (ALL TIMES MOUNTAIN)**

**Friday, Nov. 29**

• #20 Boise State at Colorado State (CBSSN) 1:30 pm

**Saturday, Nov. 30**

• Wyoming at Air Force (Facebook) Noon  
 • UNLV at Nevada (AT&T) 1 pm  
 • Utah State at New Mexico (Facebook) 2 pm  
 • BYU at San Diego State (CBSSN) 7 pm  
 • Fresno State at San José State (ESPN2) 8:30 pm  
 • Army at Hawai'i (CBSSN) 10:30 pm

**/// MOUNTAIN WEST PRESEASON POLLS ///**

• Utah State was picked second in the Mountain Division of the 2019 Mountain West preseason polls.

**MOUNTAIN DIVISION**

<u>Team (First-Place Votes)</u>	<u>Points</u>
1. Boise State (15)	120
<b>2. UTAH STATE (6)</b>	<b>108</b>
3. Air Force	73
4. Wyoming	66
5. Colorado State	52
6. New Mexico	22

**WEST DIVISION**

<u>Team (First-Place Votes)</u>	<u>Points</u>
1. Fresno State (17)	122
2. San Diego State (3)	106
3. Nevada	74
4. Hawai'i (1)	67
5. UNLV	51
6. San José State	21

• Junior QB **Jordan Love** was named the Mountain West Preseason Offensive Player of the Year, while senior DE **Tipa Galeai**, senior CB **DJ Williams**, junior KR **Savon Scarver** and junior LB **David Woodward** all joined Love on the preseason all-MW team.

• Utah State's five players named to the 25-member Mountain West preseason team are tied with Boise State for the most in the league and the most in its seven years in the conference.





/// UTAH STATE at NEW MEXICO ///



/// SERIES HISTORY ///

Overall ..... USU trails, 12-13-0
In Logan..... USU leads, 7-4-0
In Albuquerque ..... USU trails, 5-9-0
Neutral Site ..... NA
Longest USU Win Streak ..... 3, 1953-55
Longest UNM Win Streak ..... 4, 1956-1959
Largest USU Margin of Victory . (42) 61-19 -- 10/27/18
Largest UNM Margin of Victory .... (28) 28-0 -- 12/6/52

/// GAME-BY-GAME RESULTS ///

Table with columns for date, result, and opponent. Includes games from 12-01-51 to 10-17-64.

/// TOP AGGIES vs. NEW MEXICO ///

Rushing ..... Joey DeMartino (2013)
Passing ..... Jordan Love (2018)
Receiving ..... Kevin Curtis (2002)
Tackles ..... Jesse Busta, 15 (2002)

/// UTAH STATE IN THE MOUNTAIN WEST ///

• Utah State is 162-182-8 (.472) all-time against current members of the Mountain West with a 40-26-4 record vs. Wyoming, a 35-39-2 record vs. Colorado State, a 17-7 record vs. UNLV, an 18-20-1 record vs. San José State, a 13-17-1 record vs. Fresno State, a 12-13 record vs. New Mexico, a 10-6 record vs. Hawai'i, a 7-18 record vs. Nevada, a 5-19 record vs. Boise State, a 3-5 record vs. Air Force, and a 2-12 record vs. San Diego State.

/// DID YOU KNOW? ///

• Utah State has 38 players in its program from the state of Utah, while New Mexico has 17 players on its roster from the Land of Enchantment.
• Gary Andersen will be facing New Mexico for the first time as a head coach.
• Utah State is 43-21 (.672) all-time against Division I teams from the state of New Mexico with a 31-8 record against New Mexico State and a 12-13 record versus New Mexico.

SCOUTING NEW MEXICO

• New Mexico is 2-9 on the season and 0-7 in Mountain West play following its 44-22 home loss to Air Force last weekend. The Lobos are led by sophomore QB Tevaka Salanoa-Tuioti, who is 102-of-195 (.523) passing for 1,460 yards (162.2 ypg) with seven touchdowns and six interceptions. Senior RB Ahmari Davis leads the team in rushing with 832 yards on 140 carries (5.9 ypc/92.4 ypg) with seven touchdowns, and junior WR Jordan Kress has caught 25 passes for 514 yards (20.6 ypr/46.7 ypg) with five touchdowns. Defensively, senior LB Alex Hart has a team-best 75 tackles, which includes 4.0 sacks and 9.0 tackles for loss, while fellow senior LB Alexander Vainikolo has 65 tackles, which includes 3.0 sacks and 10.5 tackles for loss. As a team, New Mexico is averaging 22.0 points and 401.8 yards of total offense per game (203.0 passing, 198.8 rushing), and allowing 37.1 points and 496.4 yards of total offense (335.0 passing, 161.4 rushing). New Mexico returns 13 starters (O-7, D-6) and 46 lettermen (O-28, D-16, S-2) from last year's team that went 3-9 overall and 1-7 in Mountain West play to finish sixth in the Mountain Division. Bob Davie is 35-63 in eight seasons as New Mexico's head coach and 70-88 in 13 seasons as a collegiate head coach.

AGGIES AND LOBOS SERIES HISTORY

• Utah State trails in the all-time series against New Mexico, 13-12, which includes a 5-9 road record. The first game played in the series was in Albuquerque on Dec. 1, 1951, with UNM winning 17-13. USU has won the last two games in the series, including a 61-19 home victory last season, as its 42-point win is the largest in series history for either team. USU also posted a 24-10 road win the last time the two teams played in Albuquerque in 2017. Overall, USU is 4-2 against the Lobos since joining the Mountain West in 2013.

UTAH STATE AND NEW MEXICO AS CONFERENCE FOES

• Utah State and New Mexico have spent 18 years as league foes as both schools were members of the Skyline Conference from 1951 to 1961, along with its current membership in the Mountain West. The Lobos have been members of the MW since its inception in 1999, while USU joined the league prior to the 2013 season.

UTAH STATE vs. NEW MEXICO SERIES 13TH-MOST PLAYED IN SCHOOL HISTORY

• Utah State and New Mexico will be meeting for the 26th time this weekend in what is the 13th-most played series in school history.

COACHING CONNECTIONS BETWEEN UTAH STATE AND NEW MEXICO

• Utah State offensive line coach TJ Woods spent two years (2007-08) as a graduate assistant coach at New Mexico. New Mexico defensive line coach Stan Eggen was the inside linebackers coach and recruiting coordinator at Utah State from 1986-90. New Mexico linebackers coach Dillon Sanders was a graduate assistant coach at Utah State from 2013-15.

CONNECTIONS BETWEEN UTAH STATE AND NEW MEXICO PLAYERS

• The following are connections between Utah State and New Mexico players. USU senior DE Fua Leilua, junior RB Jaylen Warren and junior WR Derek Wright all attended Snow JC in Ephraim, Utah, as did UNM junior OL Kyle Stapley. USU junior TE Mosese Manu attended Mt. San Antonio (Calif.) JC, as did UNM senior LB Alexander Vainikolo and junior DL Elmer Pauni. USU senior DT Devon Anderson attended Dodge City (Kan.) CC, as did UNM senior OL Jarred Sylvester. USU junior WR Sean Carter attended Westlake HS in Westlake Village, Calif., as did UNM junior LB Brandon Shook. USU junior LB Eric Munoz attended San Diego Mesa (Calif.) CC, as did UNM sophomore LB Devin Sanders. USU freshman OL Sione Lasike attended Bishop Gorman HS in Las Vegas, Nev., as did UNM freshman OL Cade Briggs.

NOTABLES FROM LAST YEAR'S MEETING BETWEEN THE AGGIES AND LOBOS

- Following a three-and-out on its first drive of the game against New Mexico, Utah State scored touchdowns on its next seven possessions, which included a pick six, to go from trailing 3-0 with 12:34 to play in the first quarter to leading 49-3 with 5:21 to play in the first half. All told, USU scored 49 points in 22:13 between the first and second quarters.
• In the first half, Utah State produced 557 yards of total offense (448 passing, 109 rushing) and 52 points and had the ball for just 13:31 during the first half. Furthermore, those 52 points are the most ever scored by an Aggie team in a first half in the modern era (dating back to 1957).
• Utah State's 61 points against New Mexico were its third-most last season and tied for the 14th-most in school history as it is just the 16th time ever that USU has scored 60 points in a game.
• Seven different Aggies scored touchdowns in the game as junior RB Darwin Thompson and sophomore QB Jordan Love both had touchdown runs, while senior WR Ron'quavion Tarver, junior TE Dax Raymond, sophomore WR Jordan Nathan and sophomore TE Carson Terrell all had touchdown receptions, to go along with sophomore S Shaq Bond's 100-yard interception return for a touchdown. Furthermore, 14 different players caught a pass in the game.
• Utah State finished the game with a season-best time of possession (36:18), which is its best since possessing the ball for 39:41 against San José State last year.
• Utah State set a then-school record with 704 yards of total offense against New Mexico last season, which is now the second-most in school history. Furthermore, USU's 516 passing yards against New Mexico are the second-most in school history.







**UTAH STATE TEAM STATS vs. NEW MEXICO TEAM STATS IN THE LAST 10 MEETINGS**

Date	Score	Total Yds. (Rush-Pass)	TOP	TO	Pen.	3rd Downs	FD
09-20-97	L, 22-25 (H)	283 (111-172) / 289 (152-137)	31:23/28:37	3/5	14/11	8-18/7-14	25/18
09-12-98	L, 36-39*** (A)	319 (-19-338) / 300 (39-261)	29:08/30:52	1/0	4/4	4-18/4-18	20/14
10-19-02	W, 45-44* (H)	447 (107-340) / 483 (263-220)	37:43/22:17	2/1	11/12	2-8/6-17	19/28
10-04-03	L, 7-34 (A)	221 (55-166) / 352 (108-244)	25:32/34:28	3/1	9/9	7-16/9-18	14/22
10-09-13	W, 45-10 (A)	492 (337-155) / 300 (160-140)	26:33/33:27	0/1	5/5	7-13/3-15	25/17
11-15-14	W, 28-21 (H)	422 (272-150) / 400 (246-154)	26:58/33:02	1/1	3/3	6-12/8-15	19/18
11-07-15	L, 13-14 (A)	294 (78-216) / 236 (132-104)	28:46/31:14	2/1	2/7	4-15/2-14	13/10
11-12-16	L, 21-24 (H)	391 (128-263) / 403 (249-154)	23:24/36:36	1/0	7/6	4-11/5-14	21/22
11-04-17	W, 24-10 (A)	243 (129-114) / 340 (265-75)	20:53/39:07	2/4	5/9	2-11/6-17	12/21
10-27-18	W, 61-19 (H)	704 (188-516) / 291 (71-220)	36:18/23:42	3/5	6/3	11-18/5-15	30/13

Note: Utah State numbers are listed first.

**/// SERIES NOTABLES BETWEEN UTAH STATE AND NEW MEXICO ///**

- Despite trailing in the all-time series with New Mexico, 13-12, Utah State has outscored the Lobos by 113 points (563-450).
- Utah State has held New Mexico to less than 30 points in each of the last six meetings and in 22 games in series history. USU had been held to less than 30 points in each of the last four meetings and in 18 games in series history prior to last season.
- Three of the last five games in the series have been decided by one score. Overall, 11 of the previous 25 games (.440) in the series have been decided by one score.
- Eight of Utah State's last 10 wins in the series have been by double digits, while five of New Mexico's last seven wins have been by single digits.
- New Mexico had controlled the time of possession in each of the last eight meetings prior to last season.
- New Mexico has rushed for more yards in seven of the previous 10 meetings, while Utah State has passed for more yards in eight of the last 10 meetings.
- The team with the most rushing yards has won eight of the last 10 meetings, with the only exception being Utah State's wins in 2002 and 2017.
- The team with fewer turnovers has won eight of the last 10 meetings, and there have been fewer than three turnovers by both teams in six of the last 10 meetings.
- In the last 10 meetings, Utah State is 3-2 when scoring first and 4-2 when leading at the half, while New Mexico is 3-2 when scoring first and 2-1 when leading at the half.
- The team that scores first has won five of the last seven games in the series, while the team that leads at the half has won six of the last seven games.
- New Mexico has had four 100-yard receivers and three 100-yard rushers in the past 10 meetings, but no 300-yard passers, while Utah State has had three 100-yard rushers and three 100-yard receivers in the last 10 meetings, to go along with three 300-yard passers
- In 25 previous meetings with New Mexico, Utah State has had eight 100-yard rushers, three 100-yard receivers and three 300-yard passers.
- There have been four shutouts in series history, three by Utah State's defense and one by New Mexico's defense. USU has also held UNM to 10 or fewer points seven times and is 7-0 in those games.

**/// STATS FOR CURRENT AGGIES WITH MULTIPLE GAMES PLAYED vs. NEW MEXICO ///**

• The following is a look at what current Utah State players have done against New Mexico in multiple games played. Senior DE **Dalton Baker** has six tackles and one quarterback hurry in three games. Senior RB **Gerold Bright** has 64 yards rushing on 10 carries (6.4 ypc), to go along with three receptions for 22 yards (7.3 ypc), in three games. Redshirt senior P **Aaron Dalton** has punted 16 times for 692 yards (43.3 ypp), including five punts inside the 20-yard line and a long of 63 yards, which he accomplished twice, in three games. Senior CB **Cameron Haney** has five tackles, three pass breakups and one fumble recovery in three games. Senior DT **Christopher Unga** has six tackles, including 1.0 tackles for loss, in three games. Senior DE **Jacoby Wildman** has three tackles in three games. Senior DT **Devon Anderson** has nine tackles, two forced fumbles and a fumble recovery in two games. His two forced fumbles at New Mexico in 2017 are a career high. Senior PK **Dominik Eberle** is a perfect 5-for-5 on field goals and has kicked off 17 times for 1,064 yards (62.6 ypk) and 13 touchbacks in two games. His 10 touchbacks against the Lobos in 2018 is a career high. Junior DT **Ritisoni Fata** has three tackles, including a career-high 1.5 tackles for loss in 2018, in two games. Junior TE **Logan Lee** has one interception in two games. Junior QB **Jordan Love** has completed 36 of 58 passes (.621) for 562 yards and four touchdowns, to go along with one interception, in two games. He has also rushed for 23 yards and one touchdown on eight carries. Junior LB **Kevin Meitzenheimer** has nine tackles and one interception in two games. Junior WR **Jordan Nathan** has four receptions for 54 yards and one touchdown, to go along with three punt returns for 12 yards, in two games. Junior WR **Savon Scarver** has caught four passes for 25 yards, rushed twice for three yards and returned two kickoffs for 35 yards in two games. Redshirt junior DE **Justus Te'i** has three tackles, two forced fumbles and one fumble recovery in two games. Junior TE **Carson Terrell** has caught one pass for a 29-yard touchdown in two games. Redshirt junior OL **Mohelika Uasike** has five tackles, including 0.5 tackles for loss, in two games. Junior LB **David Woodward** has 10 tackles, including 1.0 tackles for loss, and one fumble recovery that he returned 70 yards for a touchdown, in two games.

**/// UTAH STATE at NEW MEXICO ///**



**/// FROM THE RECORD BOOKS ///**

Here is a look at some of the top Utah State team and individual statistical performances against New Mexico over the years.

- Utah State set a then-school record with 704 yards of total offense against New Mexico last season. That total is now the second-most in school history.
- Utah State's 516 passing yards against New Mexico last season are the second-most in school history.
- Utah State's 39-36 loss at New Mexico in 1998 is its only triple-overtime game in school history and the Aggies have never played in an overtime game that went longer than three periods. In fact, USU has played just 12 overtime games in school history and two have been against New Mexico as the Aggies posted a 45-44 overtime home win against UNM in 2002.
- New Mexico is Utah State's only opponent that it has played multiple overtime games against.
- Utah State's eight forced turnovers vs. New Mexico in 1961 is tied for the most in school history, along with the eight turnovers it forced against Boise State in 2015, Idaho in 1971 and 1969, and San Diego State in 1968. USU's seven recovered fumbles against UNM in 1961 is a school record.
- Utah State allowed just two first downs against New Mexico in 1953, which is tied for the school record, also doing so against Idaho in 1961.
- Utah State's 470 rushing yards against New Mexico in 1960 are the second-most in school history, while its 337 rushing yards against UNM in 2013 rank as the 25th-most.
- Utah State allowed New Mexico zero passing yards and no completions in 1954, both of which are tied for single-game school records.
- **Jose Fuentes'** 80-yard pass to **Kevin Curtis** against New Mexico in 2002 is tied for the 18th-longest pass play in school history, while **Travis Cox's** 79-yard pass to **Barry Tollie** against UNM in 2003 is tied for the 24th-longest pass play in school history.
- **Brad Bohn** set a then-school record for points scored by a kicker with 18 against New Mexico in 1998, a record that was broken by **Dominik Eberle**. Bohn also tied the then-school record for field goals made in that game against the Lobos as he was 5-of-5 on field goals (37, 23, 23, 41, 33) and 3-for-3 on extra points. That record was also broken by Eberle.
- **Jordan Love's** 448 passing yards against New Mexico in 2018 are the fifth-most in school history and the second-most of his career.



## /// LAST MEETING vs. NEW MEXICO ///



October 27, 2018

MERLIN OLSEN FIELD AT MAVERIK STADIUM

### SCORING SUMMARY

	1	2	3	4	FINAL
New Mexico	3	2	14	0	19
Utah State	28	24	9	0	61

### First Quarter

UNM - Shelley 53 yd FG (12:40)  
 USU - Thompson 3 yd run (Eberle kick, 10:18)  
 USU - Bond 100 yd interception return (Eberle kick, 6:33)  
 USU - Nathan 17 yd pass from Love (Eberle kick, 2:21)  
 USU - Tarver 28 yd pass from Love (Eberle kick, 0:58)

### Second Quarter

USU - Terrell 29 yd pass from Love (Eberle kick, 14:07)  
 USU - Raymond 19 yd pass from Love (Eberle kick, 11:33)  
 USU - Love 1 yd run (Eberle kick, 5:21)  
 UNM - Safety by Jerman Conyers (2:28)  
 USU - Eberle 34 yd FG (0:00)

### Third Quarter

USU - Eberle 27 yd FG (13:51)  
 USU - Eberle 28 yd FG (12:17)  
 UNM - Dickey 9 yd pass from Gerhard (pass good, 10:00)  
 USU - Eberle 18 yd FG (2:35)  
 UNM - Tohi 18 yd fumble recovery (pass failed, 0:33)

### Fourth Quarter

None  
 Attendance: 16,119

### TEAM STATISTICS

	UNM	USU
First Downs	13	30
Rushing	71	188
Passing	220	516
Total Offense	291	704
Fumbles: Number-Lost	1-1	4-3
Penalties: Number-Yards	3-35	6-43
Punts-Yards/Avg.	8-373/46.6	2-85/42.5
Punt returns: No-Yds-TD/Avg.	0-0-0/0.0	2-4-0/2.0
Kickoff Returns: No-Yds-TD/Avg.	2-33-0/16.5	2-35-0/17.5
Interceptions: No-Yds-TD	0-0-0	4-107-1
Fumble Returns: No-Yds-TD	1-18-1	1-20-0
Possession Time	23:42	36:18
Third-Down Conversions	5-of-15	10-of-17

### INDIVIDUAL RUSHING

**UNM:** Owens, 12-38; Shuler, 9-27; Davis, 2-11; Lilly, 1-2; Vigilant, 1-(-1); Gerhart, 2-(-2); Jones, 3-(-4).  
**USU:** Bright, 8-57; Hervey, 9-29; Thompson, 7-26, TD; Walker Jr., 6-18; Allen 9-18; Colombi, 4-18; Love, 4-15, TD; Vaughns, 1-9; Team, 1-(-2).

### INDIVIDUAL PASSING (C-A-I, Yds, TD)

**UNM:** Jones, 10-25-3, 110; Gerhart, 8-12-1, 110, TD.  
**USU:** Love, 23-34-0, 448, 4 TD; Colombi, 7-8-0, 68.

### INDIVIDUAL RECEIVING

**UNM:** Molina, 3-49; Lilly, 3-31; Griffin IV, 3-30; Hart-Johnson, 2-42; Vigilant, 2-27; Williams, 2-17; Somoye, 2-15; Dickey, 1-9, TD.  
**USU:** Tarver, 7-112, TD; Greene, 4-108; Vaughns, 3-63; Thompson, 2-71; Nathan, 2-39, TD; Scarver, 2-16; Nelson, 2-15; Compton, 2-11; Terrell, 1-29, TD; Raymond, 1-19, TD; Hervey, 1-13; Bright, 1-9; Thompkins, 1-7; Allen, 1-4.

**USU Punt Returns:** Nathan, 2-4..

**USU KO Returns:** Scarver, 2-35.

**USU Interception Returns:** Bonds, 1-100, TD.

**USU Tackle Leaders:** Ferguson, 7; Tamaivena, 7.

### UTAH STATE STARTERS

OFFENSE		DEFENSE	
LT	Edwards	DE	Anderson
LG	Andrus	NG	'Unga
C	Ficklin	DE	Leilua
RG	Castaneda	LB	Galeai
RT	Taylor	LB	Woodward
WR	Tarver	LB	Christiansen
WR	Nathan	CB	Williams
WR	Greene	CB	Fortenberry
TE	Terrell	S	Rocquemore
RB	Thompson	S	Ferguson
QB	Love	S	Bond



Sophomore QB Jordan Love (10) was 23-of-34 passing for a career-best 448 yards and four touchdowns in Utah State's 61-19 Mountain West home win against New Mexico. Love also added a rushing touchdown in the game.

**LOGAN, Utah** - Sophomore QB **Jordan Love** completed 23-of-34 passes for 448 yards and four touchdowns in a little more than two quarters of work to lead Utah State to a 61-19 Mountain West home win against New Mexico on Saturday, Oct. 27, 2018, on Merlin Olsen Field at Maverik Stadium.

With the win, Utah State (7-1, 4-0 MW) matched its best start since the 1965 campaign, when that team also started the year by winning seven of its first eight games.

Utah State, which scored 28 points during the first 15 minutes of play and had 52 points at halftime, finished with a school-record 704 yards of total offense. The previous mark of 684 yards was accomplished twice, the first time against Nevada in 1992 and then again in 2001 against Weber State. Furthermore, those 704 yards of total offense are tied for the 10th-most in the nation this season at the FBS level.

Utah State passed for 516 yards, which ranks second all-time in school history, on 30-of-42 completions. They also rushed for 188 yards against New Mexico (3-5, 1-3 MW) as USU kept the ball for a season-high 36:18 and converted 10-of-17 third downs on the day.

The Lobos recorded 291 yards of total offense, marking the third time this season Utah State has limited an opponent to less than 300 total yards.

Senior WR **Ron'quavion Tarver** led the Aggies with seven catches for 112 yards and one touchdown, while fellow senior WR **Jalen Greene** added four receptions for 108 yards. It is the first time since the 2013 campaign that the Aggies have had two players with 100 receiving yards in the same game. Fourteen different players caught a pass for USU on the day.

The Lobos dented the scoreboard first on a 53-yard field goal by Andrew Shelley with 12:40 left in the opening quarter, but it was all Aggies after that.

After going three-and-out on the opening possession of the game, Utah State scored touchdowns on its next six series – seven when you throw in the 100-yard interception return for a touchdown by sophomore S **Shaq Bond** that gave the Aggies a 14-3 lead with 6:33 remaining in the first.

In a span of less than 20 minutes between the first and second quarters, Utah State hung 49 consecutive points up on the board, ignited by junior RB **Darwin Thompson's** 3-yard touchdown run, his 10th of the season and fourth in the last three games.

Following Bond's interception return for a score, Love connected on touchdown passes of 17 yards to sophomore WR **Jordan Nathan**, 28 yards to Tarver, 29 yards to sophomore TE **Carson Terrell** and 19 yards to junior TE **Dax Raymond**.

Love capped the 49-point outburst by the Aggies on a 1-yard touchdown with 5:21 left in the second quarter. The rest of the Aggies' points on the day came off the foot of junior PK **Dominik Eberle**, who was a perfect 4-for-4 on field goals (34, 27, 28 and 18 yards, respectively) and 7-for-7 on extra points.

Bond was one of four Aggies that intercepted a pass as sophomore LB **Kevin Meitzenheimer**, junior CB **DJ Williams** and sophomore DE **Logan Lee** each added one. It was the first career pick for all four players. Additionally, sophomore S **Chase Nelson** forced his first career fumble, which was recovered by junior S **Chance Parker**, for the first fumble recovery of his career.

Along with its five forced turnovers on the day, the Aggie defense recorded 8.0 tackles for loss and forced New Mexico's offense into 10 three-and-outs on 17 possessions in the game.



Sophomore S Shaq Bond (25) returned an interception 100 yards for a touchdown and added three tackles and one pass breakup against the Lobos.





Senior RB LaJuan Hunt (21) rushed for 117 yards on 14 carries and scored two touchdowns, including a career-long 65-yard run, in Utah State's 24-10 Mountain West road win at New Mexico. Hunt also had two receptions in the game for two yards.

**ALBUQUERQUE, N.M.** - Senior RB **LaJuan Hunt** rushed for 117 yards and two touchdowns, and Utah State's defense forced four turnovers, as the Aggies captured another double-digit Mountain West victory on the road, 24-10, against New Mexico on Saturday, Nov. 4, 2017, in front of 19,293 fans at Dreamstyle Stadium.

The Aggies (5-5, 3-3 MW) have won three consecutive games on the road by an average of 29.7 points per game. It is the first time since the 2012 season that Utah State has won three straight road games by double digits.

Hunt eclipsed the 100-yard plateau for the third time in his career and second time this season, doing so on just 14 carries against the Lobos (3-6, 1-5 MW). He averaged 8.4 yards per rush.

For the second consecutive game, Utah State did not allow a sack.

The Aggies held the ball for just 20:53, gaining 243 yards of total offense. Conversely, New Mexico had 340 yards of offense and crossed midfield on 10 of their 13 possessions, including four trips into the red zone, but did not score any points inside the 20-yard line.

Defensively, junior S **Gaje Ferguson** led the way with a game-high eight tackles, including his first career sack. Redshirt freshman LB **Kevin Meitzenheimer** added a career-best seven stops.

Utah State's defense forced four fumbles in the first half - two each by sophomore DE **Devon Anderson** and sophomore LB **Justus Te'i**. The Aggies recovered three of them, including one by Anderson and Te'i, and the other by sophomore CB **Cameron Haney**.

Anderson finished with a career-best seven tackles, while Te'i's two forced fumbles were both inside the 10-yard line.

The Aggies led 14-3 at halftime courtesy of Hunt's two touchdowns.

The native of Fort Lauderdale, Fla., gave Utah State a 7-0 advantage when he scored on a 1-yard run with 10 seconds left in the first quarter. Following a 42-yard field goal by New Mexico's Jason Sanders, Hunt hit paydirt again from 65 yards out - a career-long run - making it 14-3 with 1:44 remaining in the opening half.

Sophomore PK **Dominik Eberle** gave Utah State a 17-3 third-quarter lead after nailing a 28-yard field goal. The nation's leader in field goal percentage is now 15-of-16 on the year (93.8 percent).

Utah State's defense put the exclamation point on the victory when redshirt freshman LB **David Woodward** recovered a fumble and returned it 70 yards for a touchdown to give the visitors a 24-3 lead with 8:56 to go in the game. It was the fifth defensive score of the season for Utah State and its sixth non-offensive touchdown. Woodward ended his day with a career-high five tackles.

Redshirt freshman QB **Jordan Love** was 13-of-24 passing for 114 yards, while junior WR **Ron'quavion Tarver** had two receptions for a team-best 40 yards. Junior WR **Aaren Vaughns**, redshirt sophomore TE **Dax Raymond**, redshirt freshman WR **Jordan Nathan**, freshman WR **Savon Scarver** and Hunt also had two receptions each.

On special teams, junior P **Aaron Dalton** averaged 46.5 yards on six punts, including a season-long of 63 yards.



Sophomore DE Devon Anderson (91) had seven tackles, two forced fumbles and one fumble recovery, all career highs, against the Lobos.

/// LAST MEETING at NEW MEXICO ///



November 4, 2017

BRANCH FIELD at DREAMSTYLE STADIUM

SCORING SUMMARY

	1	2	3	4	FINAL
Utah State	7	7	3	7	24
New Mexico	0	3	0	7	10

First Quarter

USU - Hunt 2 yd run (Eberle kick, 1:10)

Second Quarter

UNM - Sanders 42 yd field goal (2:08)

USU - Hunt 65 yd run (Eberle kick, 1:44)

Third Quarter

USU - Eberle 28 yd field goal (9:00)

Fourth Quarter

USU - Woodward 70 yd fumble return (Eberle kick, 8:56)

UNM - Tuioti 34 yd run (Sanders kick, 3:20)

Attendance: 19,293

TEAM STATISTICS

	USU	UNM
First Downs	12	21
Rushing	129	265
Passing	114	75
Total Offense	243	340
Fumbles: Number-Lost	2-1	5-4
Penalties: Number-Yards	5-50	9-63
Punts-Yards/Avg.	6-279/46.5	5-234/46.8
Punt returns: No-Yds-TD/Avg.	1-8-0/8.0	1-17-0/17.0
Kickoff Returns: No-Yds-TD/Avg.	1-10-0/10.0	2-44-0/22.0
Interceptions: No-Yds-TD	0-0-0	1-8-0
Fumble Returns: No-Yds-TD	4-70-1	1-0-0
Possession Time	20:53	39:07
Third-Down Conversions	2-of-11	6-of-17

INDIVIDUAL RUSHING

USU: Hunt, 14-117, 2TD; Love, 4-8; Scarver, 2-3; Miller, 4-1.

UNM: L. Jordan, 16-85; Owens, 14-44; Chestnut, 9-42; Tuioti, 5-39, TD; McQuarley, 9-37; R. Jordan, 3-17; Moran, 1-1.

INDIVIDUAL PASSING (C-A-I, Yds, TD)

USU: Love, 13-24-1, 114, 0.

UNM: Tuioti, 8-15-0, 54, 0; L. Jordan, 4-6-0, 21, 0; McQuarley, 0-1-0, 0, 0.

INDIVIDUAL RECEIVING

USU: Tarver, 2-40; Vaughns, 2-22; Raymond, 2-16; Nathan, 2-15; Scarver, 2-9; Hunt, 2-2; Roberts, 1-10.

UNM: Griffin IV, 5-35; Davis, 2-13; Owens, 2-2; Drennan, 1-19; R. Jordan, 1-8; Reed, 1-(-2).

USU Punt Returns: Nathan, 1-8-0.

USU KO Returns: Leavitt, 1-10-0.

USU Interception Returns: None.

USU Fumble Returns: Woodward, 1-70-1.

USU Tackle Leaders: Ferguson, 8; Meitzenheimer, 7; Anderson, 7; Leavitt, 6; Gajkowski, 6; Baker, 6.

UTAH STATE STARTERS

OFFENSE		DEFENSE	
LT	Andrus	DE	Lee
LG	Iniguez	DT	'Unga
C	Ficklin	DE	Anderson
RG	Castaneda	LB	Te'i
RT	Taylor	LB	Tamaivena
WR	Tarver	LB	Christiansen
WR	Roberts	CB	Haney
WR	Nathan	CB	Davis
TE	Raymond	BS	Leavitt
RB	Hunt	FS	Gajkowski
QB	Love	FS	Ferguson



## /// GAME 11 RECAP vs. BOISE STATE ///



NOVEMBER 23, 2019  
MERLIN OLSEN FIELD AT MAVERIK STADIUM

### SCORING SUMMARY

	1	2	3	4	FINAL
#20 Boise State	21	21	14	0	56
Utah State	7	0	7	7	21

### First Quarter

BSU - Hightower 30 yd pass from Henderson (Sachse kick, 13:21)

USU - Repp 7 yd pass from Love (Eberle kick, 7:28)

BSU - Walker 15 yd interception return (Sachse kick, 5:14)

BSU - Holani 5 yd run (Sachse kick, 1:20)

### Second Quarter

BSU - Holani 1 yd run (Sachse kick, 11:50)

BSU - Mahone 1 yd run (Sachse kick, 6:11)

BSU - Shakir 14 yd pass from Henderson (Sachse kick, 0:19)

### Third Quarter

BSU - Williams 74 yd punt return (Sachse kick, 12:28)

BSU - Thomas 15 yd pass from Henderson (Sachse kick, 4:32)

USU - Bright 6 yd run (Eberle kick, 0:26)

### Fourth Quarter

USU - Colombi 2 yd run (Eberle kick, 1:40)

Attendance: 18,315

### TEAM STATISTICS

	BSU	USU
First Downs	24	22
Rushing	158	105
Passing	185	317
Total Offense	343	422
Fumbles: Number-Lost	1-1	1-0
Penalties: Number-Yards	9-92	9-75
Punts-Yards/Avg.	7-274/39.1	5-223/44.6
Punt returns: No-Yds-TD/Avg.	4-49-0/12.2	1-15-0/15.0
Kickoff Returns: No-Yds-TD/Avg.	1-38-0/38.0	4-76-0/19.0
Interceptions: No-Yds-TD	2-10-1	3-56-0
Fumble Returns: No-Yds-TD	0-0-0	0-0-0
Possession Time	33:11	26:49
Third-Down Conversions	5-of-14	4-of-16

### INDIVIDUAL RUSHING

BSU: Holani, 16-178, 2 TD; Van Buren, 14-48.

USU: Bright, 10-44, TD; Warren, 8-39; Colombi, 5-25, TD; Burt, 4-13; Thompkins, 1-10; Love, 6-(-10).

### INDIVIDUAL PASSING (C-A-I, Yds, TD)

BSU: Henderson, 16-28-0, 187, 3.

USU: Love, 21-36-1, 229, 1; Colombi, 6-11-1, 78, 0.

### INDIVIDUAL RECEIVING

BSU: Thomas, 5-36, TD; Hightower, 3-56, TD; Butler, 2-32; Shakir, 2-27, TD.

USU: Nathan, 7-46; Repp, 5-47, TD; Mariner, 4-66; Wright, 3-46; Thompkins, 2-62; Bright, 2-6; Carter, 1-17; Compton, 1-11; Burt, 1-4; Warren, 1-2.

USU Punt Returns: None.

USU KO Returns: Scarver, 1-21; Thompkins, 1-22.

USU Interception Returns: None.

USU Fumble Returns: None.

USU Tackle Leaders: Meitzenheimer, 9; Lefeged Jr., 8.

### UTAH STATE STARTERS

#### OFFENSE

LT Edwards  
LG T. Shaw  
C Ali'ifua  
RG K. Shaw  
RT South  
WR Scarver  
WR Nathan  
WR Mariner  
TE Repp  
RB Bright  
QB Love

#### DEFENSE

DE Wildman  
DT 'Unga  
DT Anderson  
DE Galeai  
LB Munoz  
LB Meitzenheimer  
LB Te'i  
CB Haney  
CB Williams  
S Lefeged Jr.  
S Bond



Junior QB Jordan Love (10) was 21-of-36 passing for 229 yards and one touchdown in Utah State's 56-21 Mountain West home loss to 20th-ranked Boise State.

**LOGAN, Utah** - Junior QB Jordan Love was 21-of-36 passing for 229 yards and one touchdown in Utah State's 56-21 Mountain West home loss to 20th-ranked Boise State on Saturday, Nov. 23, 2019, on Merlin Olsen Field at Maverik Stadium.

With the loss, Utah State is now 5-19 all-time against Boise State, including a 1-9 record when the Broncos are nationally ranked. Overall, USU is now 5-59 all-time against Associated Press Top-25 teams.

The Broncos' Jaylon Henderson was 16-of-28 passing for 187 yards and three touchdowns, while George Holani rushed for a career-high 178 yards and two scores on 16 carries, to help Boise State (10-1, 7-0 Mountain West) win the Mountain Division. CT Thomas led the Broncos' receivers with five catches for 36 yards and one touchdown.

Love's touchdown pass was on a 7-yard completion to senior graduate transfer TE Caleb Repp that tied the game at 7-all with 7:28 remaining in the first quarter. Repp, who made a one-handed catch on the play, finished the game with a career-high-tying five receptions for 47 yards.

Following Repp's touchdown, the Broncos scored 49 unanswered points to seize control for good.

Utah State (6-5, 5-2 MW) tacked on a couple of late touchdowns, a 6-yard run by senior RB Gerold Bright and a 2-yard run by sophomore QB Henry Colombi. Colombi finished the game 6-of-11 passing for 78 yards.

Utah State's top receiver on the night was junior WR Jordan Nathan, who caught seven passes for 46 yards. Senior graduate transfer WR Siasoi Mariner added four receptions for 66 yards and junior WR Derek Wright added career-highs with three receptions for 46 yards, including a career-long of 28 yards. Sophomore WR Deven Thompkins added two catches for 62 yards, including a 47-yard reception to set up the Aggies' first score. In all, 10 different players caught a pass in the game for Utah State.

Utah State finished with 428 yards of total offense (307 passing, 121 rushing) as compared to 484 yards for Boise State (297 rushing, 187 passing). USU was also 13-of-21 on third down, while BSU was 10-fo-15. BSU also had 27 first downs in the game and possessed the ball for 33:26, while USU notched 20 first downs.

Junior LB Kevin Meitzenheimer led the Aggies with nine tackles, junior S Troy Lefeged Jr. added eight, and senior DE Jacoby Wildman and junior LB Eric Munoz had seven stops apiece. Munoz also had 0.5 tackles for loss. Senior DT Christopher Unga had a season-high seven tackles, as he tied his career-highs with 1.0 sacks and 1.5 tackles for loss. Senior DT Devon Anderson added four stops, including a career-high 1.5 tackles for loss. Senior CB Cameron Haney led the team in pass breakups with two.

Junior P Christopher Bartolic punted six times in the game for Utah State for an average of 35.8 yards with a long of 42 as he had one punt downed inside the 20-yard line.

Utah State honored its 16 seniors prior to the game. The Aggies are now 70-40-3 all-time on Senior Day.



Senior DT Christopher Unga (96) had a season-high seven tackles, and tied his career-highs with 1.0 sacks and 1.5 tackles for loss, against the Broncos.





**UTAH STATE FIFTH IN THE MOUNTAIN WEST IN TOTAL OFFENSE**

• Utah State is fifth in the Mountain West and 48th in the nation in total offense (430.3 ypg), fourth in the MW and 25th in the nation in passing offense (285.4 ypg), fifth in the MW and 55th in the nation in completion percentage (.621), seventh in the MW and 48th in the nation in sacks allowed with 19 (1.73 pg), seventh in the MW and 78th nationally in scoring offense (27.4 ppg), seventh in the MW and 90th in the nation in passing efficiency (128.3), and eighth in the MW and 90th in the nation in rushing offense (144.9 ypg).

• Utah State’s offense also ranks sixth in the Mountain West and 28th in the nation with an average of 4.91 tackles for loss allowed per game.

**AGGIE DEFENSE FIFTH IN THE MOUNTAIN WEST IN POINTS ALLOWED**

• Utah State is fifth in the Mountain West and 78th in the nation in scoring defense (29.4 ppg), sixth in the MW and 94th in the nation in tackles for loss (5.3 pg), seventh in the MW and 89th nationally in passing defense (245.2 ypg), eighth in the MW and 90th in the nation in sacks with 19 (1.73 pg), ninth in the MW and 66th in the nation in passing efficiency defense (131.8), ninth in the MW and 97th in the nation in rushing defense (190.6 ypg), and ninth in the MW and 97th in the nation in total defense (435.8 ypg).

• Utah State’s defense also ranks second in the Mountain West and 14th nationally with its 10 fumble recoveries (0.9 pg), and second in the MW and sixth in the nation with a fourth down conversion percentage of 26.7 (4-15).

**UTAH STATE 10TH IN THE NATION IN PUNT RETURNS**

• Utah State is first in the Mountain West and 10th in the nation in punt returns (14.1 ypr), third in the MW and 14th in the nation in kickoff returns (24.9 ypr), eighth in the MW and 90th in the nation in kickoff return defense (21.7 ypr), and 11th in the MW and 117th in the nation in net punting (35.7 ypp). USU is also second in the nation in special teams touchdowns with three (two kickoff returns, one punt return).

• Utah State finished last season first in the nation in kickoff returns at 30.3 yards per return. Junior WR **Savon Scarver** highlighted this area as he ranked first nationally in kickoff returns (33.7 ypr) and tied for second nationally with his two kickoff returns for touchdown.

**AGGIES 25TH IN THE NATION IN TURNOVERS FORCED**

• After leading the nation last season with 32 turnovers forced (22 interceptions, 10 fumbles), Utah State has forced 19 turnovers (10 fumbles, 9 interceptions) this season to rank third in the Mountain West and 25th in the nation. Overall, USU has forced three or more turnovers in 25 of its last 74 games.

**UTAH STATE 25TH IN THE NATION WITH ITS TWO DEFENSIVE TOUCHDOWNS**

• Utah State has scored two defensive touchdowns (**Shaq Bond** and **David Woodward**) this season to rank fourth in the Mountain West and 25th in the nation. Overall, USU has scored 24 defensive touchdowns in its last 83 games. Last season, USU was second in the MW and third in the nation with its six defensive touchdowns.

**AGGIES IN THE MOUNTAIN WEST AND NCAA RANKINGS IN 2019**

• Junior WR **Savon Scarver** is tied for first nationally in kickoff returns for touchdown with two (0.18 pg), and is first in the Mountain West and eighth in the nation in kickoff return yards (29.3 ypr). Senior PK **Dominik Eberle** is first in the MW and 16th in the nation in field goal percentage (.857) as he is 18-of-21 on the season, second in the MW and 12th in the nation in field goals made per game (1.64), third in the MW and 38th in the nation in scoring (8.1 ppg), and eighth in the MW in points responsible for per game (8.1). Sophomore WR **Deven Thompkins** is first in the MW and second in the nation with his one punt return for touchdown (0.09 pg). Junior S **Troy Lefeged Jr.** is tied for second in the MW and tied for 19th in the nation with two fumble recoveries (0.18 pg), and is 11th in the MW and 88th in the nation in tackles (7.5 pg). Redshirt junior DE **Justus Te’i** is tied for second in the MW and tied for 19th in the nation with two fumble recoveries (0.18 pg). Senior CB **Cameron Haney** is third in the MW and 11th in the nation in passes defended with 12 (1.3 pg), and tied for fifth in the MW and tied for 35th in the nation with two forced fumbles (0.22). Junior QB **Jordan Love** is third in the MW and 13th in the nation in completions (22.3 pg), third in the MW and 23rd in the nation in passing yards (264.8 ypg), third in the MW and 27th in the nation in total offense (276.9 ypg), fourth in the MW and 68th in the nation in passing touchdowns with 14 (1.27 pg), fifth in the MW and 55th in the nation in completion percentage (.614), fifth in the MW and 72nd in the nation in yards per pass attempt (7.30), and fifth in the MW and 78th in the nation in passing efficiency (126.8). Senior graduate transfer WR **Siaosi Mariner** is third in the MW and 42nd in the nation in receiving touchdowns with seven (0.64 pg), fourth in the MW and 46th in the nation in receiving yards (74.5 ypg), eighth in the MW and 77th in the nation in the nation in receptions (4.8 pg), and 10th in the MW and 96th in the nation in yards per reception (15.5). Senior RB **Gerold Bright** is seventh in the MW and 80th in the nation in rushing touchdowns with seven (0.6 pg), seventh in the MW and 82nd in the nation in yards per carry (5.0), ninth in the MW and 100th in the nation in rushing yards (64.9 ypg), and 10th in the MW in total touchdowns with eight (0.73 ypg). And, junior S **Shaq Bond** is eighth in the MW and 53rd in the nation with his three interceptions (0.27 pg).

**DID YOU KNOW?**

• Utah State ranks third in the Mountain West and 38th in the nation in fewest penalty yards per game (49.9), and fifth in the MW and 65th in the nation in fewest penalties per game (6.18).

**/// RANKINGS FOR 2019 SEASON ///**

TEAM	MW	NCAA
• Passing Offense (285.4)	4	25
• Total Offense (430.3)	5	48
• Completion % (.621)	5	55
• Sacks Allowed (1.73)	7	48
• Scoring Offense (27.4)	7	78
• Pass Efficiency (128.3)	7	90
• Rushing Offense (144.9)	8	90
• Scoring Defense (29.4)	5	78
• Tackles for Loss (5.3)	6	94
• Passing Defense (245.2)	7	89
• Sacks (1.73)	8	90
• Pass Eff. Defense (131.8)	9	66
• Rushing Defense (190.6)	9	97
• Total Defense (435.8)	9	97
• Punt Returns (14.1)	1	10
• Kickoff Returns (24.9)	3	14
• TO Margin (-0.27)	6	85
• Kickoff Return Def. (21.7)	8	90
• Net Punting (35.7)	11	117

INDIVIDUAL	AVG.	MW	NCAA
• <b>Shaq Bond (S)</b>			
Interceptions	0.27	8	53
• <b>Gerold Bright (RB)</b>			
Rushing TDs	0.6	7	80
Yards Per Carry	5.0	7	82
Rushing Yards	64.9	9	100
Total TDs	0.73	10	-
• <b>Dominik Eberle (PK)</b>			
Field Goal %	.857	1	16
Field Goals	1.64	2	12
Scoring	8.1	3	38
Pts. Res. For	8.1	8	-
• <b>Cameron Haney (CB)</b>			
Passes Def.	1.3	3	11
Forced Fumbles	0.22	5	35
• <b>Troy Lefeged Jr. (S)</b>			
Fumbles Rec.	0.18	2	19
Tackles	7.5	11	88
• <b>Jordan Love (QB)</b>			
Completions	22.3	3	13
Passing Yards	264.8	3	23
Total Offense	276.9	3	27
Passing TDs	1.27	4	68
Completion %	.614	5	55
Yds. per Att.	7.30	5	72
Passing Eff.	126.8	5	78
• <b>Siaosi Mariner (WR)</b>			
Receiving TDs	0.64	3	42
Receiving Yards	74.5	4	46
Receptions	4.8	8	77
Yds. per Reception	15.5	10	96
• <b>Savon Scarver (WR)</b>			
Kickoff Return TD	0.18	1	1
Kickoff Returns	29.3	1	8
• <b>Justus Te’i (DE)</b>			
Fumbles Rec.	0.18	2	19
• <b>Deven Thompkins (WR)</b>			
Punt Returns TDs	0.09	1	2



## /// 2019 SEASON SUPERLATIVES ///

### TOP INDIVIDUAL PERFORMANCES

#### Rushing

1. Gerold Bright 179 vs. Colorado State
2. Jaylen Warren 141 at Wake Forest
3. Gerold Bright 126 vs. Nevada

#### Passing

1. Jordan Love 416 at Wake Forest
2. Jordan Love 394 vs. BYU
3. Jordan Love 388 at Fresno State

#### Receiving

1. Jordan Nathan 133 vs. BYU
2. Siaoisi Mariner 123 vs. Wyoming
3. Siaoisi Mariner 118 at Wake Forest
4. Siaoisi Mariner 103 at Fresno State

#### Tackles

1. David Woodward 24 at Wake Forest
2. David Woodward 16 at LSU
3. David Woodward 14 vs. Colorado State
3. DJ Williams 14 at Air Force

### TOP TEAM PERFORMANCES - OFFENSE

#### Rushing

1. 325 vs. Stony Brook
2. 244 vs. Nevada
3. 240 vs. Colorado State

#### Passing

1. 416 at Wake Forest
2. 394 vs. BYU
3. 392 vs. Stony Brook

#### Total Offense

1. 717 vs. Stony Brook
2. 596 at Wake Forest
3. 525 at Fresno State

### TOP TEAM PERFORMANCES - DEFENSE

#### Rushing

1. 79 by Colorado State
2. 91 by San Diego State
3. 108 by Stony Brook

#### Passing

1. 155 by Stony Brook
2. 185 by Wyoming
3. 187 by Boise State

#### Total Offense

1. 263 by Stony Brook
2. 296 by Colorado State
3. 326 by Nevada



### OFFENSIVE NOTABLES FROM THE BOISE STATE GAME

• Senior RB **Gerold Bright** scored his seventh rushing touchdown this season and the 20th of his career on a 6-yard run in the third quarter. Overall, it was his 26th-career touchdown as he ranks ninth all-time in school history in rushing touchdowns and 10th in total touchdowns. Junior WR **Jordan Nathan** tied his career high with seven receptions. Senior graduate transfer TE **Caleb Repp** tied his career high for the fourth time this season with five receptions. Repp also caught his third touchdown on the season on a 7-yard completion in the first quarter. Junior WR **Derek Wright** had a career-high three receptions for a career-best 46 yards. Junior WR **Sean Carter** had his first-career reception for 17 yards. Sophomore QB **Henry Colombi** tied his career high with 11 pass attempts and carried the ball a career-high five times. He also scored his first rushing touchdown this season and the second of his career on a 2-yard run in the fourth quarter.

### DEFENSIVE NOTABLES FROM THE BOISE STATE GAME

• Senior DT **Christopher Unga** had a career-high-tying 1.0 sacks and 1.5 tackles for loss as part of his season-high seven tackles. Overall, he now has 2.0 sacks and 2.5 tackles for loss on the season and 2.5 sacks and 10.0 tackles for loss in his career. Senior DE **Jacoby Wildman** had a season-high seven tackles. Senior DE **Devon Anderson** had a career-high 1.5 tackles for loss to give him 5.5 tackles for loss on the season and 12.0 tackles for loss in his career. Junior DT **Caden Andersen** had a career-high four tackles. Redshirt freshman DT **Hale Motu'apuaka** tied his career high with three tackles. Senior DE **Tipa Galeai** had 0.5 tackles for loss to give him 6.5 tackles for loss this season and 20.5 tackles for loss in his career. Junior LB **Eric Munoz** had 0.5 tackles for loss to give him 1.0 tackles for loss this season and 1.5 tackles for loss in his career. Senior CB **Cameron Haney** had two pass breakups to give him 11 pass breakups on the season and 27 in his career. Junior DE **Jake Pitcher** had his first-career pass breakup.

### SPECIAL TEAMS NOTABLES FROM THE BOISE STATE GAME

• Junior P **Christopher Bartolic** had his 11th punt of the season downed inside the 20-yard line.

### MUNOZ NAMED MOUNTAIN WEST CO-DEFENSIVE PLAYER OF THE WEEK

• Redshirt junior LB **Eric Munoz** was named the Mountain West Co-Defensive Player of the Week following his performance in Utah State's 26-21 home win against Wyoming two weekends ago. Munoz, who was making his first-career start, posted his first-ever double-digit tackle game with a career-high 13 stops, which included 0.5 tackles for loss, to go along with one quarterback hurry. Munoz also intercepted the first two passes of his career, both of which were in the fourth quarter. His first was returned 51 yards and led to a USU field goal, while the second was in the final minute of the game at the USU 25-yard line to seal the win.

• Munoz, who is a walk-on, entered the game against Wyoming having played in just seven career games, including three this season, and had nine career tackles, including three this season.

### EBERLE NAMED MOUNTAIN WEST SPECIAL TEAMS PLAYER OF THE WEEK AGAIN

• Senior PK **Dominik Eberle** was named the Mountain West Special Teams Player of the Week for the second straight week, third time this season and fifth time in his career as he was 4-of-5 on field goal attempts and scored 14 points in Utah State's 26-21 Mountain West home win against Wyoming two weekends ago. Against the Cowboys, Eberle made field goals from 47, 44, 26 and 23 yards, while his lone miss was from 50 yards.

• Eberle's five Mountain West Player of the Week honors are the second-most in school history by a special teams player, trailing **Brad Bohn** (1997-2000), who was named the Big West Conference Special Teams Player of the Week seven times.

• Eberle was also named the Mountain West Special Teams Player of the Week last week as he made the game-winning 30-yard field goal as time expired in Utah State's 37-35 Mountain West road win at Fresno State. Eberle also made field goals from 25 and 39 yards against the Bulldogs as he was a perfect 3-of-3 on field goal attempts and 4-of-4 on extra points en route to scoring 13 points. Eberle's field goal was the first game-winner for Utah State since Bohn made a 30-yarder with five seconds to play to give the Aggies a 28-27 home win against North Texas in 1998.

### MARINER POSTS BACK-TO-BACK 100-YARD RECEIVING GAMES

• Senior graduate transfer WR **Siaoisi Mariner** caught four passes for a career-high 123 yards, including a career-long 80-yard touchdown reception, which is tied for the 18th-longest pass play in school history, two weekends ago in Utah State's 26-21 Mountain West home win against Wyoming. In his previous game at Fresno State, Mariner caught a career-high 11 passes for 103 yards and a career-best two touchdowns as he now has three career 100-yard receiving games. Furthermore, his 11 catches at Fresno State was his first-ever game with double-digit receptions. It was also the first time in his career he had multiple touchdown catches in a game. Those 11 receptions are the most by an Aggie since **Hunter Sharp** had 11 catches against Akron in the 2015 Famous Idaho Potato Bowl.

• Mariner is the first Aggie to post back-to-back 100-yard receiving games since **Aaren Vaughns** accomplished the feat in the final two games of the 2018 season.

• In his last four games, Mariner has caught 24 passes for 378 yards (94.5 ypg) with four touchdowns. Furthermore, he has now caught five of his seven touchdown passes on the season in his last five games and he was the first Aggie receiver to have a touchdown catch in four straight games since **Kellen Bartlett** accomplished the feat in 2012.





**BRIGHT CLOSING IN ON 2,000 CAREER RUSHING YARDS**

• Senior RB **Gerold Bright** has rushed for 1,938 yards in his career to rank 11th all-time in school history, and is 62 yards shy of becoming just the 10th player in school history to rush for 2,000 yards in a career.

**BRIGHT SCORES 26TH-CAREER TOUCHDOWN**

• Senior RB **Gerold Bright** scored his 26th-career touchdown last weekend in the Boise State game on a 6-yard run for his 20th-career rushing touchdown. Those 20 rushing touchdowns are the ninth-most in school history, while his 26 overall touchdowns are the 10th-most all-time at Utah State.

**BRIGHT POSTS SEVENTH-CAREER 100-YARD GAME**

• Senior RB **Gerold Bright** posted his seventh-career 100-yard rushing game against Nevada on Oct. 19, 2019, as he carried the ball 15 times for 126 yards and scored a season-high two touchdowns on runs of 67 and nine yards. In fact, his 67-yard touchdown run was a season long. Of his 15 carries, none were for negative yards.

• Bright's other 100-yard game this season was against Colorado State on Sept. 28, as he carried the ball 36 times for 179 yards - both career highs - and did not have a single negative rush in the game. Those 36 carries are the most by an Aggie since **Emmett White** carried the ball 38 times against Weber State in 2001, while the 179 rushing yards are the most by an Aggie since **Devante Mays** rushed for 208 yards against Weber State in 2016.

• Bright ranks 11th all-time in school history with 1,938 career rushing yards. Bright also ranks ninth all-time at USU with a 6.0 yards per carry average.

• Overall, Bright is one of 32 players in school history to rush for 1,000 yards in a career.

CAREER RUSHING	YEARS	YDS.
1. Demario Brown	1996-1999	4,053
2. Abu Wilson	1992, 94-96	3,933
3. Rick Parros	1976-79	3,537
4. Louie Giammona	1973-75	3,499
5. Robert Turbin	2007-09,11	3,315
6. Emmett White	1998-01	2,791
7. Kerwynn Williams	2009-12	2,515
8. Roger Grant	1990-91	2,387
9. Tom Larscheid	1959-61	2,206
10. Altie Taylor	1966-68	1,959
11. <b>Gerold Bright</b>	<b>2016-pres.</b>	<b>1,938</b>
12. LaJuan Hunt	2014-17	1,846
13. Maurice Turner	1979-82	1,549
14. Derrvin Speight	2007, 09-10	1,493
15. Roy Shivers	1964-65	1,468
16. Chuckie Keeton	2011-15	1,415
17. John Strycula	1969-71	1,412
18. Kent Myers	2014-17	1,406
19. Diondre Borel	2007-10	1,398
20. Joey DeMartino	2010-13	1,378
21. Michael Smith	2009-11	1,313
22. Demetrius Brown	1986-89	1,252
23. Archie Gibson	1972-73	1,235
24. Devante Mays	2015-16	1,225
25. Profail Grier	1993-94	1,194
26. David Fiefria	2000-03	1,193
27. Jerry Hughes	1971-72	1,144
28. Marc White	1983-84	1,103
29. Melvin Blue	1958-59	1,074
30. Buddy Allen	1958-59	1,068
31. Joe Hill	2011-14	1,052
32. Darwin Thompson	2018	1,044

**SCARVER SETS SCHOOL RECORD WITH FIFTH-CAREER KICKOFF RETURN FOR TD**

• Junior WR **Savon Scarver** returned his fifth-career kickoff for a touchdown against Nevada on Oct. 19, 2019, to set the school record that was held by **Kevin Robinson** (2004-07), who returned four kickoffs for touchdowns during his career. Scarver, who has three-career 100-yard kickoff returns, also had a kickoff return for touchdown against Colorado State this season.

• Scarver's five kickoff returns for touchdown are tied for the second-most in Mountain West history with New Mexico's Carlos Wiggins (2012-15). The MW record is seven kickoff returns for touchdown set by San Diego State's Rashaad Penny (2014-17). Furthermore, Scarver's two kickoff returns for touchdown this season and last season are tied for the fourth-most in a single season in MW history as the record is three held by Penny (2015), Wiggins (2013) and Hawaii's Mike Edwards III (2012).

• The NCAA record for kickoff returns for touchdowns in a career is seven set by four players, while Scarver's five kickoff returns for touchdowns is tied for the ninth-most in NCAA history.

• Scarver's 100-yard kickoff return against Nevada and Colorado State this season is tied for the third-longest in school history and marks the 22nd and 23rd time in Mountain West history that a kickoff has been returned 100 yards.

• Of his five kickoff returns for touchdowns, three have been from 100 yards, while the others were from 99 and 96 yards, respectively.

**DID YOU KNOW?**

• Utah State has 47 freshmen, which includes 16 redshirts, on its 2019 roster. Those 47 freshmen represent 43.12 percent of its total roster, which ranks as the 29th-most in the nation.



**/// UTAH STATE'S RECORD WHEN... ///**

2019 .....	.....
Overall .....	6-5
MW .....	5-2
Non-Conference .....	1-3
Home .....	4-2
Away .....	2-3
Neutral .....	0-0
Current Streak .....	L1
Current Home Streak .....	L1
Current Away Streak .....	W1
Day Game .....	1-1
Night Game .....	5-4
August .....	0-1
September .....	3-0
October .....	1-2
November .....	2-2
December .....	0-0
vs. top-25 teams .....	0-2
vs. non-ranked teams .....	6-3
vs. FCS (I-AA) .....	1-0
On natural grass .....	1-1
On artificial surface .....	5-4
Scoring first .....	1-0
Coming-from-behind .....	5-5
Leading after 1st quarter .....	3-0
Behind after 1st quarter .....	0-4
Tied after 1st quarter .....	3-1
Leading at halftime .....	6-1
Behind at halftime .....	0-4
Tied at halftime .....	0-0
Leading after 3rd quarter .....	6-0
Behind after 3rd quarter .....	0-5
Tied after 3rd quarter .....	0-0
Overtime .....	0-0
Scoring less than 20 points .....	0-3
Scoring 20 + points .....	6-2
Scoring 30 + points .....	4-1
Allowing 20 points or less .....	3-0
Allowing 10 points or less .....	2-0
With 100-yard rusher .....	3-1
Allowing 100-yard rusher .....	2-3
With 300-yard passer .....	1-2
Allowing 300-yard passer .....	0-2
Outgain opponent .....	6-1
Total offense + 300 yards .....	6-3
Allowing + 300 yards offense .....	4-5
No turnovers .....	2-1
Less than three turnovers .....	5-2
Three or more turnovers .....	1-3
No takeaways .....	1-1
Three or more takeaways .....	2-1
Fewer turnovers .....	2-1
Equal turnovers .....	3-0
More turnovers .....	1-4
Control time of possession .....	2-0
Opponent controls TOP .....	4-5



**/// 2019 NATIONAL POLLS ///**
**ASSOCIATED PRESS POLL (Nov. 24, 2019)**

RK.	SCHOOL	RECORD	PTS.
1.	LSU (50)	11-0	1537
2.	Ohio State (9)	11-0	1486
3.	Clemson (3)	11-0	1440
4.	Georgia	10-1	1347
5.	Alabama	10-1	1283
6.	Utah	10-1	1231
7.	Oklahoma	10-1	1189
8.	Florida	9-2	1058
9.	Minnesota	10-1	996
10.	Michigan	9-2	913
11.	Baylor	10-1	910
12.	Penn State	9-2	903
13.	Wisconsin	9-2	791
14.	Oregon	9-2	784
15.	Notre Dame	9-2	701
16.	Auburn	8-3	635
17.	Memphis	10-1	535
18.	Cincinnati	10-1	518
19.	Iowa	8-3	510
20.	Boise State	10-1	410
21.	Oklahoma State	8-3	266
22.	Appalachian State	10-1	206
23.	Virginia Tech	8-3	147
24.	Navy	8-2	99
25.	USC	8-4	79

**Others receiving votes:** Iowa State 74, Virginia Tech 38, Texas A&M 27, Air Force 22, SMU 9, Arizona State 4, North Dakota State 1, Louisiana 1.

**COACHES POLL (Nov. 24, 2019)**

RK.	SCHOOL	RECORD	PTS.
1.	LSU (52)	11-0	1561
2.	Ohio State (7)	11-0	1510
3.	Clemson (4)	11-0	1464
4.	Georgia	10-1	1351
5.	Alabama	10-1	1325
6.	Utah	10-1	1252
7.	Oklahoma	10-1	1223
8.	Florida	9-2	1074
9.	Minnesota	10-1	1014
10.	Baylor	10-1	924
11.	Michigan	9-2	893
12.	Penn State	9-2	857
13.	Oregon	9-2	816
14.	Wisconsin	9-2	799
15.	Notre Dame	9-2	737
16.	Auburn	8-3	652
17.	Cincinnati	10-1	535
18.	Memphis	10-1	528
19.	Boise State	10-1	493
20.	Iowa	8-3	434
21.	Oklahoma State	8-3	256
22.	Appalachian State	10-1	232
23.	Virginia Tech	8-3	123
24.	Navy	8-2	110
25.	USC	8-4	75

**Others receiving votes:** Air Force 74, Iowa State 55, Virginia 32, Texas A&M 26, SMU 18, Louisiana 18, Wake Forest 5, San Diego State 4, Hawai'i 2, Indiana 2, Temple 1.

**LOVE SECOND-WINNINGEST QUARTERBACK IN SCHOOL HISTORY**

• Junior QB **Jordan Love** is 20-10 (.667) as Utah State's starting quarterback and is the second-winningest quarterback in program history. **Tony Adams** (1970-72) ranks first all-time with 22 career wins and **Chuckie Keeton** (2011-15) is third with 19 wins.

• Love's 30 career starts ranks eighth in the nation among active quarterbacks, trailing North Texas' Mason Fine (48), Colorado's Steven Montez (39), Georgia's Jake Fromm (38), Louisiana Tech's J'Mar Smith (38), Iowa's Nate Stanley (38), Ohio's Nathan Rourke (36) and UL-Monroe's Caleb Evans (33).

• Utah State is averaging 36.7 points in Love's 30 career starts and that scoring average ranks sixth in the nation among active quarterbacks with at least 15 career starts behind Alabama's Tua Tagovailoa (46.0 ppg), Clemson's Trevor Lawrence (45.7 ppg), Oklahoma's Jalen Hurts (40.1 ppg), LSU's Joe Burrow (39.8 ppg), Ohio's Nathan Rourke (37.6 ppg) and Oregon's Justin Herbert (37.9 ppg).


**LOVE SETS ANOTHER SCHOOL RECORD IN WYOMING GAME**

• Junior QB **Jordan Love** set another school record two games ago as he completed an 80-yard touchdown pass against Wyoming. For Love, that was his school-record-setting fourth completion of at least 80 yards. The previous record was held by **Jose Fuentes** (1999-02), who completed three 80-yard passes during his Aggie career.

• Against the Cowboys, Love threw a pair of touchdown passes for the 14th time in his career.

• During his last four games, Love is 98-of-153 (.641) passing for 1,293 yards (323.2 ypg) with six touchdowns and six interceptions

**LOVE RECORDS 11TH-CAREER 300-YARD PASSING GAME**

• Junior QB **Jordan Love** was named the College Sports Madness Mountain West Offensive Player of the Week as he recorded his 11th-career 300-yard passing game in Utah State's 37-35 Mountain West road win at Fresno State. Love was 30-of-39 passing for 388 yards and two touchdowns against the Bulldogs. Those 388 passing yards are his third-most this season and the fifth-most of his career. Love also completed 30 passes for the third time this year and fourth time in his career.

**LOVE AMONG TOP 10 QUARTERBACKS IN SCHOOL HISTORY IN SIX CATEGORIES**

• Junior QB **Jordan Love** is 641-of-1,051 (.610) passing for 8,111 yards with 54 touchdowns and 27 interceptions during his career. In all, Love ranks second all-time in school history in passing yards, third in touchdown passes, completions, attempts and completion percentage, and third all-time in total offense (8,472 yards).

**LOVE SETS FIVE SCHOOL RECORDS IN 2018**

• Junior QB **Jordan Love** set five school records in 2018, including 32 touchdown passes (27 by **Chuckie Keeton** in 2012), 3,567 passing yards (3,373 by Keeton in 2012), seven 300-yard passing games (6 by **Anthony Calvillo** in 1993), 234 points responsible for (210 by Keeton in 2012) and being named the Mountain West Offensive Player of the Week five times (four by Keeton in 2012). Love also tied the single-season school record with a pair of 400-yard passing games (**Tony Adams** in 1972 and **Jose Fuentes** in 2000) and tied the single-game school record for touchdown passes with five against both UNLV and San José State, becoming just the fifth quarterback in school history to accomplish the feat.

• Love is the fourth quarterback in school history to throw five touchdown passes in multiple games, along with **Chuckie Keeton**, who did it three times, and **Anthony Calvillo** and **Tony Adams**, who both did it twice. Overall, it is the 10th time in school history that an Aggie quarterback has thrown five touchdown passes in a game.

• On the season, Love was 267-of-417 (.640) passing and ranks second all-time at USU for completions in a single season (Keeton, 275 in 2012), while his completion percentage ranks as the fourth-highest in a single season in school history. Love also had 3,630 yards of total offense in 2018 to rank as the second-most at USU in a single season (Keeton, 3,992 in 2012).

**LOVE NAMED MOUNTAIN WEST PLAYER OF THE WEEK FIVE TIMES LAST YEAR**

• Junior QB **Jordan Love** was named the Mountain West Offensive Player of the Week five times last year and six times in his career. Those five MW Player of the Week honors are tied with two other players for the third-most in a single season in the 20-year history of the conference.

• Love's five player of the week honors last year are the most by an Aggie in a single season in school history, bettering **Chuckie Keeton**, who was named the Western Athletic Conference Offensive Player of the Week four times during the 2012 campaign. Love's six player of the week honors overall are tied with Keeton for the third-most in school history, trailing **Demario Brown**, who was named the Big West Offensive Player of the Week eight times, and **Brad Bohn**, who was named the Big West Special Teams Player of the Week seven times. In fact, Brown and Bohn rank first and second, respectively, in Big West history for player of the week honors.





### EBERLE SETS UTAH STATE AND MOUNTAIN WEST FIELD GOAL RECORD

• Senior PK **Dominik Eberle** set the Utah State and Mountain West record for field goals made in a career after going 4-for-5 on field goal attempts two weeks ago against Wyoming, as he is now 61-of-78 on field goals in his career. The previous school record was 59 field goals made by **Brad Bohn** (1997-2000), while the previous MW record was 57 field goals made by Utah's Louis Sakoda (2005-08).



### EBERLE SETS SCHOOL RECORD FOR POINTS SCORED

• Senior PK **Dominik Eberle** has now scored a school-record 340 career points, bettering the previous school record of 308 points set by running back **Robert Turbin** (2007-09, '11).

• Eberle has also scored the third-most points (340) in Mountain West history. TCU's Ross Evans (2008-11) holds the league record with 407 career points scored.

### EBERLE SECOND IN SCHOOL HISTORY IN FIELD GOALS ATTEMPTED

• Senior PK **Dominik Eberle** ranks first all-time in school history in field goals made (61) and is second all-time in field goals attempted (78). **Brad Bohn** (1997-2000) was 59-of-89 on field goals in his career.

• Eberle also ranks second all-time in school history in field goal percentage (.782). **Russ Moody** (1988-89) holds the school record at 84.6, as he was 22-of-26 all-time on field goal attempts.

• Eberle is 1-of-1 in his career from 10-19 yards, 23-of-26 in his career from 20-29 yards, 17-of-19 in his career from 30-39 yards, 16-of-25 in his career from 40-49 yards, and 4-of-7 in his career from 50+ yards. His three 51-yard field goals against New Mexico State (9/8/18) were season longs and tied for the 18th-longest in school history. In fact, Eberle is the only kicker in school history to have four or more 50-yard field goals in a career as he made a career-long 52-yarder last year.

### EBERLE EXTENDS SCHOOL RECORD FOR CONSECUTIVE EXTRA POINTS MADE

• Senior PK **Dominik Eberle** is a perfect 157-for-157 on extra points in his career, which is a school record. The previous record for consecutive PATs made was 64 by **Willie Beecher** (1981-84). Overall, Eberle is one of just three kickers in school history with a minimum of 30 PATs made to have never missed an extra point, joining Beecher, who was 64-of-64 all-time on extra points, and **Russ Moody** (1988-89), who was 44-of-44 all-time on extra points. Overall, Eberle ranks first all-time in school history in extra points made and attempted.

• Those 157 extra points are also the fifth-most in Mountain West history. TCU's Ross Evans holds the conference record with 239 PATs made.

• Eberle set the single-season school record for extra points made and attempted last year as he was 75-for-75.

• Eberle is one of just seven kickers in school history to not miss an extra point for an entire season, joining **Nick Diaz** (2012), **Peter Caldwell** (2010, 2007), **Doug Beach** (1990), **Willie Beecher** (1982), **Tom Mayes** (1975) and **Steve Steinke** (1978).

### EBERLE SETS SINGLE-SEASON SCHOOL RECORD FOR POINTS SCORED

• Senior PK **Dominik Eberle** scored 141 points last season with 75 extra points and 22 field goals, which is a single-season school record. The previous record of 138 points was set by **Robert Turbin** in 2011. Eberle also averaged 10.8 points per game last season to set the school record that was held by **Jack Hill**, who averaged 10.5 points per game in 1956.

• Eberle was 22-of-28 (.786) on field goal attempts last season, ranking second in made field goals and tied for first in field goal attempts for a single season with **Brad Bohn** (1998), while his conversion percentage was eighth. Bohn was 24-of-28 on field goal attempts in 1998 to set the single-season record for made field goals, while **Russ Moody** made 86.7 percent of his field goals in 1988 to set the single-season record in that category.

### EBERLE TIES TWO NCAA RECORDS

• Senior PK **Dominik Eberle** tied two NCAA records in Utah State's 60-13 home win against New Mexico State last year. First, Eberle tied the NCAA record for points scored in a game by a kicker with 24, a record that was set by Western Michigan's Mike Prindle in 1984. Eberle also tied an NCAA record with his three 51-yard field goals, becoming just the sixth player ever to kick three 50-plus yard field goals in a game.

• Eberle also set school and Mountain West records with his six made field goals, while his six field goal attempts tied his own school record that was set in 2017. In all, Eberle made field goals from 44, 32, 51, 21, 51 and 51 yards, as those six made field goals are tied for the third-most in a single-game in NCAA history.

### DID YOU KNOW?

• Utah State has made 172 straight extra points to rank as the second-longest active streak in the nation, trailing only Georgia (281). The last time USU missed an extra point was against San Diego State on Oct. 28, 2016.

### /// 2019 PRESEASON HONORS ///

#### Gerold Bright, Sr., RB

- Athlon Sports First-Team All-Mountain West (AP)
- Phil Steele's Second-Team All-Mountain West (RB)

#### Dominik Eberle, Sr., PK

- Lou Groza Award Watch List
- Allstate AFCA Good Works Team Nominee
- Wuerffel Trophy Watch List
- Athlon Sports Fourth-Team All-American
- Athlon Sports Second-Team All-Mountain West
- Phil Steele's Second-Team All-Mountain West

#### Alfred Edwards, So., OL

- Athlon Sports Second-Team All-Mountain West
- Phil Steele's Fourth-Team All-Mountain West

#### Tipa Galeai, Sr., DE

- Bednarik Award Watch List
- Polynesian Player of the Year Watch List
- Athlon Sports First-Team All-Mountain West
- Phil Steele's First-Team All-Mountain West
- All-Mountain West Preseason Team

#### Fua Leilua, Sr., DT

- Polynesian Player of the Year Watch List
- Athlon Sports Fourth-Team All-Mountain West
- Phil Steele's Fourth-Team All-Mountain West

#### Jordan Love, Jr., QB

- Manning Award Watch List
- Johnny Unitas Golden Arm Award Watch List
- Walter Camp Player of the Year Watch List
- Maxwell Award Watch List
- Davey O'Brien Award Watch List
- CFPA Performer of the Year Watch List
- Athlon Sports First-Team All-Mountain West
- Phil Steele's First-Team All-Mountain West
- Mountain West Preseason Offensive Player of the Year

#### Jordan Nathan, Jr., WR/PR

- Athlon Sports First-Team All-Mountain West (PR)
- Athlon Sports Third-Team All-Mountain West (AP)
- Phil Steele's First-Team All-Mountain West (PR)
- Phil Steele's Fourth-Team All-Mountain West (WR)

#### Brandon Pada, Jr., LS

- Phil Steele's Fourth-Team All-Mountain West

#### Savon Scarver, Jr., KR

- CBSSports.com All-American Team
- Phil Steele's First-Team All-American
- Athlon Sports Second-Team All-American
- Sporting News Second-Team All-American
- Athlon Sports First-Team All-Mountain West
- Phil Steele's First-Team All-Mountain West
- All-Mountain West Preseason Team
- CFAY Group of 5 Starting Lineup

#### Christopher Unga, Sr., DT

- Polynesian Player of the Year Watch List
- Phil Steele's Second-Team All-Mountain West
- Athlon Sports Third-Team All-Mountain West

#### DJ Williams, Sr., CB

- Paycom Jim Thorpe Award Watch List
- Athlon Sports First-Team All-Mountain West
- Phil Steele's First-Team All-Mountain West
- All-Mountain West Preseason Team

#### David Woodward, Jr., LB

- The Athletic Second-Team All-American
- Athlon Sports Third-Team All-American
- Phil Steele's Fourth-Team All-American
- CFAY Group of 5 Starting Lineup
- Bednarik Award Watch List
- Bronko Nagurski Award Watch List
- Lott IMPACT Trophy Watch List
- Athlon Sports First-Team All-Mountain West
- Phil Steele's First-Team All-Mountain West
- All-Mountain West Preseason Team

## /// WHAT'S BACK IN 2019 ///

OFFENSE	STAT	RETURN	PCT.
• Pass Att.	465	465	100.0
• Pass Comp.	303	303	100.0
• Pass Yds.	3,825	3,825	100.0
• Pass TDs	32	32	100.0
• Receptions	303	87	28.7
• Rec. Yds.	3,825	969	25.3
• Rec. TDs	32	9	28.1
• Rush Att.	480	208	43.3
• Rush Yds.	2,641	1,177	44.6
• Rush TDs	37	18	48.6
• Total Offense	6,466	5,002	77.4
• Total TDs	79	32	40.5

DEFENSE	STAT	RETURN	PCT.
• Tackles	1,017	570	56.0
• Tackles for Loss	95.0	64.0	67.4
• Sacks	32.0	25.5	79.7
• QB Hurries	38	26	68.4
• Interceptions	22	11	50.0
• Pass Breakups	53	34	64.2
• Forced Fumbles	11	9	81.8
• Fumble Recoveries	10	2	20.0
• Blocks	4	3	75.0

• Utah State returns nine of its 22 starters from 2018, with two on offense and seven on defense. In addition, the Aggies return two of their specialists from last season with one long snapper and one kicker. USU also returns 31 letterwinners from a year ago, with 13 on offense, 16 on defense and two specialists.

## /// ROCKY MOUNTAIN HIGH ///

• There are nine Division I schools that are located in cities with an elevation of at least 4,000 feet above sea level and Utah State ranks sixth on the list with an elevation of 4,710 feet. USU is the fifth-highest Mountain West school. During the 2019 season, the Aggies will play at two other locations on the list (Air Force, New Mexico), giving USU neight games this season at 4,000 feet above sea level.

School	Elevation
1. Wyoming	7,220
2. Air Force	6,620
3. Colorado	5,360
4. Colorado State	5,190
5. New Mexico	5,100
<b>6. UTAH STATE</b>	<b>4,710</b>
7. BYU	4,630
8. Nevada	4,610
9. Utah	4,357



## WHAT'S RETURNING IN 2019

• Utah State returns nine starters (O-2, D-7) as part of 31 letterwinners (O-13, D-16, S-2), including two All-Americans and eight players that earned various all-Mountain West honors, from last year's team that ended the 2018 season ranked 21st in the final Amway Coaches poll and 22nd in the final *Associated Press* poll as it tied the school record for wins and best record with an 11-2 mark following its 52-13 win against North Texas in the New Mexico Bowl. USU also tied for first place in the Mountain Division of the Mountain West with a 7-1 record.

• Highlighting Utah State's returners in 2019 are two players who earned All-America honors a season ago in junior WR **Savon Scarver** and junior LB **David Woodward**. Scarver, who is just the third consensus All-American in school history, was named a first-team All-American from the Walter Camp Football Foundation, the Football Writers Association of America and *Phil Steele's Magazine*, and earned second-team All-American honors from the American Football Coaches Association as a kick returner, while Woodward was named a first-team All-American by ProFootballFocus.com and a third-team All-American by *The Associated Press*. Six other returning Aggies earned various all-Mountain West honors a year ago as senior DE **Tipa Galeai** and junior QB **Jordan Love** were both named to the second team, while senior PK **Dominik Eb-erle**, senior DT **Fua Leilua**, senior DT **Christopher 'Unga** and senior CB **DJ Williams** all garnered honorable mention honors. Additionally, Utah State returns three other starters in senior DT **Devon Anderson**, junior S **Shaq Bond** and sophomore OL **Alfred Edwards**.

## WHAT UTAH STATE MUST REPLACE FROM 2018

• Utah State must replace 11 starters, including 10 players who earned various all-Mountain West honors in 2018, including OL **Quin Ficklin**, who earned first-team honors and OL **Roman Andrus**, S **Jontrell Rocquemore** and RB **Darwin Thompson**, who were all named to the second team, while DE **Adewale Adeoye**, OL **Rob Castaneda**, S **Gaje Ferguson**, TE **Dax Raymond**, WR **Ron'quavion Tarver** and OL **Sean Taylor** were all named to the honorable mention team. USU also must replace LB **Chase Christiansen** to graduation.

## FINAL NOTES FROM 2018 SEASON

• Utah State's 11 wins and 11-2 record tied the 2012 team for the most wins and best record in school history, while its seven conference wins tied the 2013 team for the most league wins ever. Overall, it is just the third time that USU has won 10 or more games, along with the 2014 team that posted a 10-4 record.

• Utah State concluded the 2018 season ranked 21st in the Amway Coaches poll and 22nd in *The Associated Press* (AP) poll. For USU, it is just the fourth time in school history that it has ended a season nationally ranked, joining the 1961 team that finished its season 10th in the final AP and United Press International (UPI) polls, the 1972 team that ended its year 19th in the final UPI poll, and the 2012 team that finished its year 16th in the AP poll, 17th in the coaches poll and 22nd in the BCS standings.

• Utah State won its fifth bowl game in 13 appearances with its 52-13 victory against North Texas in the 2018 New Mexico Bowl, which was its seventh bowl game in the last eight seasons. USU's other bowl wins are its 42-33 victory against Ball State in the 1993 Las Vegas Bowl II, its 41-15 win against Toledo in the 2012 Famous Idaho Potato Bowl, its 21-14 win against No. 24 Northern Illinois in the 2013 San Diego County Credit Union Poinsettia Bowl, and its 21-6 win against UTEP in the 2014 Gildan New Mexico Bowl.

• Utah State's average margin of victory last year was 25.3 points (618-289), which was the third-highest in the nation behind Clemson at 31.2 points (664-197) and Alabama at 27.5 points (684-271).

• Utah State was one of just 14 teams in the nation with at least 11 wins last season, joining Alabama (15), Clemson (14), Ohio State (13), Fresno State (12), Oklahoma (12), Notre Dame (12), UCF (12), Appalachian State (11), Army (11), Cincinnati (11), Georgia (11), UAB (11) and Washington State (11).

• Utah State scored 618 points in 13 games during the 2018 season to set the Mountain West record, which was previously held by BYU, which scored 608 points in 14 games in 2001.

• Utah State's 10-1 start to the 2018 season was its best in school history, topping Merlin Olsen's 1961 team that finished with a 9-1-1 record. USU also won 10 straight games for the first time in school history last year, topping Olsen's 1960 team that won its first nine games.

• Utah State finished the 2018 season ranking among the top 20 teams in the nation in 24 statistical categories and led the nation in five of those, including scoring drives under one minute (29), turnovers forced (32), passes intercepted (22), kickoff returns (30.30 yards per return) and three-and-outs forced (5.69 per game). USU was also second in the nation in scoring (47.5 points per game) and non-offensive touchdowns (10), third in average margin of victory (25.3 points per game), turnover margin (+1.08) and defensive touchdowns (6), and fourth in sacks allowed with 10 (0.77 per game).

• Utah State set 36 school records and tied six others during the 2018 season.





**AGGIES CURRENTLY IN THE NFL**

• Utah State currently has 13 players on NFL rosters and has had 12 players drafted into the NFL in the past nine years. Former Aggies currently in the NFL include SS **Maurice Alexander** (Buffalo Bills), CB **Jalen Davis** (Arizona Cardinals), LB **Kyler Fackrell** (Green Bay Packers), OG **Tyler Larsen** (Carolina Panthers), CB **Nevin Lawson** (Oakland Raiders), SS **Dallin Leavitt** (Oakland Raiders), RB **Devante Mays** (Jacksonville Jaguars), OT **Donald Penn** (Washington Redskins), TE **Dax Raymond** (Chicago Bears), LS **Patrick Scales** (Chicago Bears), RB **Darwin Thompson** (Kansas City Chiefs), LB **Nick Vigil** (Cincinnati Bengals) and LB **Bobby Wagner** (Seattle Seahawks).

**AGGIES WHO HAVE SERVED LDS CHURCH MISSIONS**

• Utah State has 18 players on its 2019 roster who have served two-year LDS Church Missions in senior DE **Braden Harris**, senior DE **Jacoby Wildman**, redshirt junior OL **Mohelika Uasike**, junior DT **Caden Andersen**, junior WR **Taylor Compton**, junior DT **Ritisoni Fata**, junior TE **Logan Lee**, junior TE **Moses Manu**, junior RB **Chase Nelson**, sophomore RB **Sione Fehoko**, sophomore LB **Daniel Langi**, sophomore OL **Wade Meacham**, redshirt freshman LB **Dustin Mathews**, redshirt freshman TE **Bryce Mortenson**, freshman DT **Josh Bowcut**, freshman OL **Sione Lasike**, freshman OL **Logan Wood** and freshman WR **Kyle Van Leeuwen**.

**AGGIES WHO ARE MARRIED**

• Utah State has seven players on its 2019 roster who are married in senior DE **Dalton Baker**, senior DE **Braden Harris**, senior DT **Fua Leilua**, senior DE **Jacoby Wildman**, redshirt junior OL **Mohelika Uasike**, junior WR **Derek Wright** and sophomore LB **Daniel Langi**.

**POSITION CHANGES AND NUMBER CHANGES**

• Utah State had a number of players change positions and/or numbers from last season. Senior RB **Gerold Bright** has changed from No. 8 to No. 1. Bright began his career at No. 25 and was also a wide receiver to begin his collegiate career before moving to running back late in his sophomore season. Redshirt junior **Mohelika Uasike** changed positions from the defensive line to the offensive line and has changed from No. 99 to No. 66. Junior S **Shaq Bond** has changed from No. 25 to No. 4. Junior S **Braxton Gunther** has changed from No. 32 to No. 8. Junior **Logan Lee** changed positions from defensive end to tight end. Junior **Chase Nelson** changed positions from safety to running back. Junior WR **Savon Scarver** has changed from No. 81 to No. 11. Sophomore CB **Andre Grayson** has changed from No. 30 to No. 21. Sophomore CB **Jarrold Green** has changed from No. 37 to No. 25. Sophomore WR **Deven Thompkins** has changed from No. 19 to No. 13. And, redshirt freshman **Sam Lockett** changed positions from wide receiver to safety.

**COACHING CHANGES AND HOLDOVERS**

• Utah State's coaching staff this fall has a mixture of coaches who are new to the program and returning to the program for a second stint, along with holdovers from the previous staff. Head coach **Gary Andersen** is on his second tour-of-duty with the Aggies and enters his fifth season overall in charge of the program. Assistant head coach and tight ends coach **Frank Maile** is a holdover from the previous staff and is entering his ninth season with the program. Maile also played at USU (2004-07) and graduated from Utah State in 2007. Special teams coordinator and running backs coach **Stacy Collins** is also a holdover from the previous staff and is entering his fourth season with the program. Offensive line coach **TJ Woods** is also on his second tour-of-duty with the program and enters his fifth season overall as he also coached at USU from 2009-12. Defensive ends coach **Bojay Filimoeatu** is in his first year coaching at USU, but was a two-year letterwinner for the Aggies (2011-12) under Andersen and graduated from USU in 2012.

**UTAH STATE BOWL HISTORY**

• Utah State has a 5-8 bowl record all-time as it lost to San José State, 20-0, in the 1946 Raisin Bowl (Fresno, Calif.); lost to Pacific, 35-21, in the 1947 Grape Bowl (Lodi, Calif.); lost to New Mexico State, 20-13, in the 1960 Sun Bowl (El Paso, Texas); lost to Baylor, 24-9, in the 1961 Gotham Bowl (New York City); defeated Ball State, 42-33, in the 1993 Las Vegas Bowl II; lost to Cincinnati, 35-19, in the 1997 Humanitarian Bowl; lost to Ohio, 24-23, in the 2011 Famous Idaho Potato Bowl; defeated Toledo, 41-15, in the 2012 Famous Idaho Potato Bowl; defeated No. 24 Northern Illinois, 21-14, in the 2013 San Diego County Credit Union Poinsettia Bowl; defeated UTEP, 21-6, in the 2014 Gildan New Mexico Bowl; lost to Akron, 23-21, in the 2015 Famous Idaho Potato Bowl; lost to New Mexico State, 26-20 in overtime, in the 2017 NOVA Home Loans Arizona Bowl; and defeated North Texas, 52-13, in the 2018 New Mexico Bowl.

**/// ACADEMICALLY SPEAKING ///**

- Utah State had two players in senior DE **Jacoby Wildman** and junior LB **David Woodward** that earned CoSIDA Academic All-District first-team honors in 2019.
- Utah State earned the 2018 American Football Coaches Association (AFCA) Academic Achievement Award, which is presented by the Touchdown Club of Memphis.
- Utah State's football team has a Graduation Success Rate (GSR) of 92 percent to rank first in the Mountain West. The Aggies also rank first among the other football programs in the Beehive State.
- Over the past nine seasons, USU has had 184 players earn academic all-league honors and 181 players have graduated from Utah State.
- Utah State has six players on its current roster that have already earned their bachelor's degree in senior DE **Jacoby Wildman** (sociology), and five graduate transfers in CB **Terin Adams** (liberal arts - Arizona State), RB **Riley Burt** (exercise and wellness - BYU), DE **Nick Heninger** (business - Utah), WR **Siaosi Mariner** (sociology - Utah) and TE **Caleb Repp** (sociology - Utah).

**/// AGGIES IN THE NFL ///**

Maurice Alexander (S)	Buffalo Bills
Jalen Davis (CB)	Arizona Cardinals
Kyler Fackrell (LB)	Green Bay Packers
Tyler Larsen (OG)	Carolina Panthers
Nevin Lawson (CB)	Oakland Raiders
Dallin Leavitt (S)	Oakland Raiders
Devante Mays (RB)	Jacksonville Jaguars
Donald Penn (OT)	Washington Redskins
Dax Raymond (TE)	Chicago Bears
Patrick Scales (LS)	Chicago Bears
Darwin Thompson (RB)	Kansas City Chiefs
Nick Vigil (LB)	Cincinnati Bengals
Bobby Wagner (LB)	Seattle Seahawks

**/// AGGIES IN THE NFL DRAFT ///**

<b>2011 NFL DRAFT</b>	
Curtis Marsh, Philadelphia	3rd Round
<b>2012 NFL DRAFT</b>	
Bobby Wagner, Seattle	2nd Round
Robert Turbin, Seattle	4th Round
Michael Smith, Tampa Bay	7th Round
<b>2013 NFL DRAFT</b>	
Will Davis, Miami	3rd Round
Kerwynn Williams, Indianapolis	7th Round
<b>2014 NFL DRAFT</b>	
Maurice Alexander, St. Louis	4th Round
Nevin Lawson, Detroit	4th Round
<b>2016 NFL DRAFT</b>	
Nick Vigil, Cincinnati	3rd Round
Kyler Fackrell, Green Bay	3rd Round
<b>2017 NFL DRAFT</b>	
Devante Mays, Green Bay	7th Round
<b>2019 NFL DRAFT</b>	
Darwin Thompson, Kansas City	6th Round





/// PASSING ///

Table with 3 columns: Passing Yardage, Years, Yds. Lists top 10 players like Jose Fuentes and Jordan Love.

Table with 3 columns: Passing Completions, Years, No. Lists top 10 players like Jose Fuentes and Jordan Love.

Table with 3 columns: Touchdown Passes, Years, TD. Lists top 10 players like Chuckie Keeton and Jose Fuentes.

Table with 3 columns: Passing Attempts, Years, Att. Lists top 10 players like Jose Fuentes and Chuckie Keeton.

Table with 3 columns: Completion Pct., Years, Pct. (Minimum 150 Completions). Lists top 10 players like Darell Garretson and Chuckie Keeton.

/// TOTAL OFFENSE ///

Table with 3 columns: Total Offense, Years, Yds. Lists top 10 players like Chuckie Keeton and Jose Fuentes.

/// KICKING ///

Table with 3 columns: Field Goals Made, Years, No. Lists top 10 players like Dominik Eberle and Brad Bohn.

Table with 3 columns: Field Goals Att., Years, Att. Lists top 10 players like Brad Bohn and Dominik Eberle.

Table with 3 columns: Field Goal Pct., Years, Pct. (Minimum 20 Attempts). Lists top 10 players like Russ Moody and Dominik Eberle.

Table with 3 columns: Extra Points Made, Years, PATs. Lists top 10 players like Dominik Eberle and Nick Diaz.

Table with 3 columns: Extra Points Att., Years, Attempts. Lists top 10 players like Dominik Eberle and Nick Diaz.

Table with 3 columns: PAT Percentage, Years, Pct. (Minimum 30 Made). Lists top 10 players like Dominik Eberle and Russ Moody.

/// SCORING ///

Table with 3 columns: Points Scored, Years, Pts. Lists top 10 players like Dominik Eberle and Robert Turbin.

Table with 3 columns: Touchdowns, Years, No. Lists top 10 players like Robert Turbin and Abu Wilson.

/// RUSHING ///

Table with 3 columns: Rushing Average, Years, Avg. (Minimum 150 Attempts). Lists top 10 players like Michael Smith and Tom Larscheid.

Table with 3 columns: Rushing Touchdowns, Years, TD. Lists top 10 players like Robert Turbin and Abu Wilson.

/// RETURNS ///

Table with 3 columns: Kickoff Returns, Years, Avg. (Minimum 25 returns). Lists top 10 players like Overton Curtis and Altie Taylor.

Table with 3 columns: Punt Returns, Years, Avg. (Minimum 25 returns). Lists top 10 players like Tom Larscheid and Kevin Robinson.





/// PASSING ///

<b>Passing Yardage</b>	<b>Year</b>	<b>Yds.</b>
1. <b>Jordan Love, So.</b>	<b>2018</b>	<b>3,567</b>
2. Chuckie Keeton, So.	2012	3,373
3. Jose Fuentes, Sr.	2002	3,268
4. Brent Snyder, Sr.	1988	3,218
5. Anthony Calvillo, Sr.	1993	3,148
6. Jose Fuentes, Jr.	2001	3,100
7. <b>Jordan Love, Jr.</b>	<b>2019</b>	<b>2,913</b>
8. Matt Sauk, Sr.	1997	2,896
9. Brent Snyder, Jr.	1987	2,887
10. Diondre Borel, Jr.	2009	2,885

<b>Passing Completions</b>	<b>Year</b>	<b>Comp.</b>
1. Chuckie Keeton, So.	2012	275
2. <b>Jordan Love, So.</b>	<b>2018</b>	<b>267</b>
3. Jose Fuentes, Jr.	2001	260
4. Anthony Calvillo, Sr.	1993	247
5. Jose Fuentes, Sr.	2002	246
6. Brent Snyder, Sr.	1988	246
7. <b>Jordan Love, Jr.</b>	<b>2019</b>	<b>245</b>
8. Travis Cox, Jr.	2003	235
9. Brent Snyder, Jr.	1987	226
10. Diondre Borel, Jr.	2009	214

<b>Passing Attempts</b>	<b>Year</b>	<b>Att.</b>
1. Anthony Calvillo, Sr.	1993	469
2. Jose Fuentes, Sr.	2002	454
3. Brent Snyder, Sr.	1988	447
4. Jose Fuentes, Jr.	2001	437
5. Brent Snyder, Jr.	1987	427
6. <b>Jordan Love, So.</b>	<b>2018</b>	<b>417</b>
7. Travis Cox, Jr.	2003	415
8. Chuckie Keeton, So.	2012	407
9. <b>Jordan Love, Jr.</b>	<b>2019</b>	<b>399</b>
10. Patrick Mullins, Jr.	1995	383

<b>Completion Percentage</b>	<b>Year</b>	<b>Pct.</b>
<small>(Minimum 100 Completions)</small>		
1. Chuckie Keeton, Jr.	2013	.694
2. Chuckie Keeton, So.	2012	.676
3. Leon Jackson III, Sr.	2007	.654
4. <b>Jordan Love, So.</b>	<b>2018</b>	<b>.640</b>
5. Kent Myers, Sr.	2017	.629
6. <b>Jordan Love, So.</b>	<b>2019</b>	<b>.614</b>
7. Chuckie Keeton, Fr.	2011	.609
8. Kent Myers, So.	2015	.608
9. Darell Garretson, Fr.	2013	.603
10. Eric Hipple, Sr.	1979	.602

/// TOTAL OFFENSE ///

<b>Total Offense</b>	<b>Year</b>	<b>Yds.</b>
1. Chuckie Keeton, So.	2012	3,992
2. <b>Jordan Love, So.</b>	<b>2018</b>	<b>3,630</b>
3. Diondre Borel, Jr.	2009	3,343
4. Anthony Calvillo, Sr.	1993	3,260
5. Jose Fuentes, Sr.	2002	3,164
6. Brent Snyder, Sr.	1988	3,154
7. <b>Jordan Love, So.</b>	<b>2018</b>	<b>3,046</b>
8. Tony Adams, Sr.	1972	2,953
9. Jose Fuentes, Jr.	2001	2,920
10. Matt Sauk, Sr.	1997	2,898

/// KICKING ///

<b>Field Goals Made</b>	<b>Year</b>	<b>FG</b>
1. Brad Bohn, So.	1998	24
2. <b>Dominik Eberle, Jr.</b>	<b>2018</b>	<b>22</b>
3. Nathan Morreale, Fr.	1993	19
4. <b>Dominik Eberle, Sr.</b>	<b>2019</b>	<b>18</b>
5. <b>Dominik Eberle, So.</b>	<b>2017</b>	<b>18</b>
6. Sean Jones, Sr.	1992	18
7. Steve Steinke, So.	1978	18
8. Nick Diaz, Jr.	2013	17
9. Dene Garner, So.	1985	16
10. Al Knapp, Sr.	1974	16

<b>Field Goals Attempted</b>	<b>Year</b>	<b>FGA</b>
1. <b>Dominik Eberle, Jr.</b>	<b>2018</b>	<b>28</b>
2. Brad Bohn, So.	1998	28
3. Nathan Morreale, Fr.	1993	27
4. Brad Bohn, Jr.	1999	26
5. <b>Dominik Eberle, So.</b>	<b>2017</b>	<b>24</b>
6. Sean Jones, Sr.	1992	24
7. Al Knapp, Sr.	1974	24
8. Steve Steinke, So.	1978	24
9. Nick Diaz, Jr.	2013	23
10. <b>Dominik Eberle, Sr.</b>	<b>2019</b>	<b>21</b>
11. Micah Knorr, Sr.	1996	21
12. Peter Caldwell, Fr.	2007	21

<b>Field Goal Percentage</b>	<b>Year</b>	<b>Pct.</b>
<small>(Minimum 10 Attempts)</small>		
1. Russ Moody, Jr.	1988	.867
2. <b>Dominik Eberle, Sr.</b>	<b>2019</b>	<b>.857</b>
3. Brad Bohn, So.	1998	.857
4. Peter Caldwell, So.	2008	.833
5. Dane Kidman, Sr.	2002	.824
6. Doug Beach, So.	1990	.824
7. Russ Moody, Jr.	1989	.818
8. Dene Garner, So.	1985	.800
9. <b>Dominik Eberle, Jr.</b>	<b>2018</b>	<b>.786</b>
10. Nick Diaz, So.	2012	.769

/// RETURNS ///

<b>Kickoff Returns</b>	<b>Year</b>	<b>Ret.</b>
1. Tom Larscheid, Jr.	1960	36.1
2. <b>Savon Scarver, So.</b>	<b>2018</b>	<b>33.7</b>
3. Altie Taylor, Jr.	1967	31.9
4. Kennedy Williams, Jr.	2015	30.6
5. Overton Curtis, Jr.	1957	30.2
6. <b>Savon Scarver, Jr.</b>	<b>2019</b>	<b>29.3</b>
7. Kevin Robinson, Sr.	2007	29.3
8. Tony Pennyman, Jr.	2005	29.3
9. Jerome Dennis, So.	2002	27.7
10. Kerwynn Williams, So.	2010	27.2





## GARY ANDERSEN

- **Utah, 1986**
- **10th Season as Division I Head Coach (58-57 Record)**
- **Fifth Season at Utah State (32-29 Record)**



Gary Andersen (hired on Dec. 9, 2018) makes his return to Utah State after serving as USU's head coach for four seasons (2009-12). Andersen is the first of 27 coaches in USU history to serve as head coach multiple times.

In all, Andersen is entering his 10th season as a Division I head coach, including his fifth at Utah State, and has 30 years of coaching experience. He has been involved in 12 bowl games, including four New Year's Day bowls.

As a head coach, he led Utah State to the 2012 Western Athletic Conference Championship and Wisconsin to the 2014 Big Ten Conference West Division title and has coached 16 NFL Draft picks, including six at USU.

During his career, Andersen was a finalist for the Eddie Robinson Coach of the Year Award at Utah State in 2012, along with being named the WAC Coach of the Year, and a semifinalist for the Maxwell Coach of the Year Award (2013) and George Munger Coach of the Year Award (2013, 2014) as the head coach at Wisconsin. He was also a finalist for the Frank Broyles Award at Utah in 2008, which is given to the top assistant in college football.

Academically, three of Andersen's teams finished in the top-10 nationally in Academic Progress Rate, in addition to 160 academic all-conference honorees.

During his four-year tenure with the Aggies from 2009-12, Andersen posted a 26-24 overall record, including the school's first back-to-back winning seasons (7-6 in 2011 and 11-2 in 2012) since 1979-80. He was also the first head coach since Phil Krueger (1973-75) to notch an overall winning record.

When initially hired by Utah State on Dec. 4, 2008, Andersen inherited a football program that had suffered through 11 straight losing seasons and only had two winning campaigns in 28 years. Fast forward six years since his departure, and Andersen is inheriting a program that has now appeared in seven bowl games in the past eight years after playing in just four bowl games prior to his arrival.

In just his third year at Utah State, Andersen's 2011 club became the first Aggie team to win seven games since 1993 and the first USU team to play in a bowl game in 14 years. The following season, Andersen led USU to its best season ever with a school-record 11 wins, going undefeated in the WAC and capturing its first outright league title since 1936. USU also won just its second-ever bowl game that season with a 41-15 victory against Toledo in the Famous Idaho Potato Bowl. USU finished the 2012 campaign with an 11-2 record and was one of just two teams in school history at the time, along with the 1961 club, to finish the season nationally ranked as it was 16th in the final Associated Press poll, 17th in the final Coaches poll and 23rd in the final BCS standings.

During his four years as Utah State's head coach, Andersen built an Aggie football program that set numerous school records, including wins (11), points scored (454), total offense (6,108 yards) and yards per game (469.8) in 2012, and touchdowns (60), rushing yards (3,675) and rushing touchdowns (37) in 2011. The 282.7 rushing yards per game in 2011 ranked sixth in the nation that year and are the second-most in school history. Furthermore, the 34.9 points per game scored in 2012 were the second-most in school history at the time, while that team's defense allowed just 322.1 yards and 15.4 points per game, its fewest at USU since the 1960s. Furthermore, those 15.4 points allowed per game in 2012 ranked seventh nationally.

During his final two seasons at Utah State, Andersen led the Aggies to an 18-8 record, including an 11-2 conference mark.

While at Utah State, Andersen coached six Aggies who went on to earn All-American honors (Will Davis, Kerwynn Williams, Tyler Larsen, Nevin Lawson, Zach Vigil and Kyler Fackrell) and 10 Aggies who played in the NFL, including current Seattle Seahawks linebacker Bobby Wagner, who was selected in the second round of the 2012 NFL Draft. Furthermore, Andersen coached 27 players that earned various all-conference honors during his time in Logan, including running back Robert Turbin, who was named the WAC's Offensive Player of the Year in 2011 and has spent the past seven seasons in the NFL.

Andersen comes back to Utah State after spending the 2018 season as the associate head coach and defensive line coach at the University of Utah, where the Utes posted a 9-4 record and advanced to the Pac-12 Championship game after winning the Pac-12 South. At Utah, Andersen helped coach 10 defensive starters to all-conference honors, including all three of his starters on the defensive line.

In all, Andersen spent 12 years on staff at Utah during three different stints, including helping the Utes to undefeated seasons in 2004 and 2008 as they played in the Fiesta Bowl and Sugar Bowl, respectively. During his time at Utah, Andersen coached two All-Americans, two conference defensive Most Valuable Players, 22 first-team all-conference honorees and 16 NFL draft picks.

Following his four years as Utah State's head coach, Andersen spent two seasons as the

### /// THE ANDERSEN FILE ///

#### COACHING EXPERIENCE

2019	Utah State – Head Coach/DT
2018	Utah – Associate Head Coach/DL
2015-17	Oregon State – Head Coach
2013-14	Wisconsin – Head Coach
2009-12	Utah State – Head Coach
2005-08	Utah – Asst. HC/Def. Coordinator/DL
2004	Utah – Defensive Line
2003	Southern Utah – Head Coach
2002	Utah – Asst. HC/ST Coordinator/DL
2001	Utah – Assistant Head Coach/DT
1997-00	Utah – Defensive Tackles
1995-96	Northern Arizona – Asst. HC/DL/ST
1994	Park City (Utah) HS – Head Coach
1992-93	Idaho State – Defensive Line
1989-91	Ricks College – Offensive Line
1988	Southeastern Louisiana – Asst. HC/OC

#### BOWL GAMES (12)

Wisconsin (2) - 2014 Outback; 2013 Capital One  
Utah State (2) - 2012 & 2011 Famous Idaho Potato  
Utah (8) - 2018 Holiday; 2008 Sugar; 2007 Poinsettia;  
2006 Armed Forces; 2005 Emerald; 2004 Fiesta; 2001  
& 1999 Las Vegas

#### CONFERENCE/DIVISION CHAMPIONSHIPS (2)

Wisconsin (1) - Big Ten West, 2014  
Utah State (1) - WAC, 2012

#### COACH OF THE YEAR HONORS

Wisconsin - Maxwell Coach of the Year Semifinalist, 2013; George Munger Coach of the Year Semifinalist, 2013, 2014  
Utah State - WAC Coach of the Year, 2012; Eddie Robinson Coach of the Year Finalist, 2012  
Utah - Frank Broyles Assistant Coach of the Year Finalist, 2008

#### PLAYING EXPERIENCE

1985-86 Utah – Offensive Center  
1983-84 Ricks College - Offensive Center

#### EDUCATION

1986 Utah – Political Science (B.S.)

#### FAMILY

Wife, Stacey; Sons, Keegan (Jen), Chasen (Marquelle), Hagen (Kaitlin); Grandchildren, Raylen, Baylor



head coach at Wisconsin (2013-14) and three years as the head coach at Oregon State (2015-17). At Wisconsin, he led the Badgers to a 19-7 record, a Big Ten divisional championship in 2014 and appearances in the Capital One Bowl and Outback Bowl.

During his two years at Wisconsin, Andersen coached five All-Americans and had seven players selected in the NFL Draft. In 2013, Chris Borland was named a first-team All-American, and the Big Ten Conference Linebacker and Defensive Player of the Year. In 2014, Andersen coached Melvin Gordon, the nation's leading rusher and scorer in 2014, to the Big Ten Conference Offensive Player of the Year Award and a runner-up finish for the Heisman Trophy.

And at Oregon State, Andersen had three players drafted into the NFL in Isaac Seumalo, Sean Harlow and Treston Decoud, and coached two Freshman All-Americans in Xavier Crawford and Gus Lavaka and 12 all-league player.

Andersen's coaching career began in 1988 as the assistant head coach and offensive coordinator at Southeastern Louisiana, where he coached for one season before going to Ricks College from 1989-92 as the offensive line coach. His other coaching stints include Idaho State (1992-94, defensive line), Park City HS (1994-95, head coach) and Northern Arizona (1995-96, assistant head coach/defensive line/special teams). Andersen also spent the 2003 season as the head coach at Southern Utah.

A 1986 graduate of Utah, Andersen earned his bachelor's degree in political science. He played center for Utah from 1985-86 after garnering first-team juco All-America honors in 1984 at Ricks College.

Andersen is married to the former Stacey Lambert, and they have three grown children: Keegan (Jen), and twins Chasen (Marquelle) and Hagen (Kaitlin), one grandson (Raylen), and one granddaughter (Baylor).



/// ANDERSEN-ERA STANDOUTS ///

**NFL DRAFT PICKS**

Utah State					
Yr.	Rd.	Pick	Player	Team	
2011	3	90	Curtis Marsh, CB	Philadelphia	
2012	2	47	Bobby Wagner, LB	Seattle	
2012	4	111	Robert Turbin, RB	Seattle	
2012	7	212	Michael Smith, RB	Tampa Bay	
2013	3	93	Will Davis, CB	Miami	
2013	7	230	Kerwynn Williams, RB	Indianapolis	

**Wisconsin**

Yr.	Rd.	Pick	Player	Team	
2014	3	68	Dezmen Southward, DB	Atlanta	
2014	3	77	Chris Borland, LB	San Francisco	
2014	4	130	James White, RB	New England	
2014	5	176	Jared Abbrederis, WR	Green Bay	
2014	7	224	Beau Allen, DT	Philadelphia	
2015	1	15	Melvin Gordon, RB	San Diego	
2015	2	57	Rob Havenstein, OT	St. Louis	

**Oregon State**

Yr.	Rd.	Pick	Player	Team	
2016	3	79	Isaac Seumalo, OC	Philadelphia	
2017	4	136	Sean Harlow, OL	Atlanta	
2017	5	169	Treston Decoud, CB	Houston	

**ALL-AMERICANS**

**Utah State**

2012	Will Davis	Cornerback
2012	Kerwynn Williams	Running Back
2012	Kyler Fackrell (Freshman)	Linebacker

**Wisconsin**

2013	Chris Borland	Linebacker
2013	Ryan Groy	Offensive Line
2014	Kyle Costigan	Offensive Line
2014	Melvin Gordon	Running Back
2014	Rob Havenstein	Offensive Line

**Oregon State**

2016	Xavier Crawford (Freshman)	Cornerback
2016	Gus Lavaka (Freshman)	Offensive Line

**INDIVIDUAL AWARDS**

**Utah State**

2011	Robert Turbin	Running Back
	WAC Offensive Player of the Year	

**Wisconsin**

2014	Melvin Gordon	Running Back
	Heisman Trophy (runner-up)	
	Doak Walker Award (winner)	
	Big Ten Offensive Player of the Year	
	Walter Camp (finalist)	
	Maxwell Award (finalist)	
2013	Melvin Gordon	Running Back
	Maxwell Award (semifinalist)	
	Doak Walker Award (semifinalist)	
2013	Chris Borland	Linebacker
	Big Ten Defensive Player of the year	
	Chuck Bednarik Award (semifinalist)	
	Butkus Award (semifinalist)	
	Lott IMPACT Trophy (finalist)	
2013	Burlsworth Trophy	
	Jared Abbrederis (winner)	Wide Receiver



**Robert Turbin** earned Western Athletic Conference Offensive Player of the Year honors as a junior at Utah State in 2011 under Andersen. Turbin spent six years in the NFL.



**Bobby Wagner** earned first-team all-WAC honors three-straight years at Utah State under Andersen. Wagner is in his eighth season in the NFL and is a four-time first-team All-Pro.



**Will Davis** earned third-team All-American honors following his senior season at Utah State under Andersen. Davis spent six years in the NFL.



**Kerwynn Williams** earned honorable mention All-American honors following his senior season at Utah State under Andersen. Williams is in his seventh season in the NFL.



1 - GEROLD BRIGHT
RB • 5-10 • 190 • SR-3L
Pensacola, Fla.
(Escambia HS)

CAREER STATS - RUSHING

Table with columns: Year, G/GS, Rush, Yds, Avg, TD, Long. Rows for 2016-2019 and a TOTAL row.

CAREER HIGHS - RUSHING

Rushes: 36, vs. Colorado State (9/28/19)
Yards: 179, vs. Colorado State (9/28/19)
Rushing TDs: 3, at Hawai'i (11/3/18)
Long Rush: 75, at Air Force (11/25/17)

CAREER STATS - RECEIVING

Table with columns: Year, Rec, Yds, Avg, TD, Long. Rows for 2016-2019 and a TOTAL row.

CAREER HIGHS - RECEIVING

Receptions: 4, two times
Receiving Yards: 83, at Boise State (11/24/18)
Receiving TDs: 1, six times
Long Catch: 83, at Boise State (11/24/18)

CAREER STATS - KICKOFF RETURNS

Table with columns: Year, Ret, Yds, Avg, TD, LG. Rows for 2016-2019 and a TOTAL row.

CAREER HIGHS - KICKOFF RETURNS

Returns: 4, vs. San Diego State (10/28/16)
Yards: 69, vs. San Diego State (10/28/16)
Long Return: 29, at Colorado State (10/8/16)

CAREER HIGHS - DEFENSE

Tackles: 1, four times
FR: 1, at Boise State (10/1/16)

GAME-BY-GAME RUSHING

Table with columns: Year, G/GS, Att, Yds, Avg, TD, LG. Rows for 2019 and 2018 seasons.

Summary table for 2019 season: at CSU, at BSU, vs. UNT.

Summary table for 2017 season: at WIS, ISU, at WF, at SJSU, BYU, CSU, WYO, at UNLV, BSU, at UNM, UH, at AFA, vs. NMSU.

Summary table for 2016 season: WSU, at USC, ASU, AFA, at BSU, at CSU, FS, SDSU, at WYO, UNM, at NEV, at BYU.

GAME-BY-GAME RECEIVING

Table with columns: Year, Ret, Yds, Avg, TD, LG. Rows for 2019 and 2018 seasons.

Summary table for 2018 season: at MSU, NMSU, TTU, AFA, at BYU, UNLV, at WYO, UNM, at UH, SJSU, at CSU, at BSU, vs. UNT.

Summary table for 2017 season: at WIS, ISU, at WF, at SJSU, BYU, CSU, WYO, at UNLV, BSU, at UNM, UH.

Summary table for 2016 season: at AFA, vs. NMSU.

Summary table for 2016 season: WSU, at USC, ASU, AFA, at BSU, at CSU, FS, SDSU, at WYO, UNM, at NEV, at BYU.

GAME-BY-GAME KICKOFF RETURNS

Table with columns: Year, Ret, Yds, Avg, TD, LG. Rows for 2019 and 2018 seasons.

Summary table for 2018 season: at MSU, NMSU, TTU, AFA, at BYU, UNLV, at WYO, UNM, at UH, SJSU, at CSU, at BSU, vs. UNT.

Summary table for 2017 season: at WIS, ISU, at WF, at SJSU, BYU, CSU, WYO, at UNLV, BSU, at UNM, UH, at AFA, vs. NMSU.

Summary table for 2016 season: WSU, at USC, ASU, AFA, at BSU, at CSU, FS, SDSU, at WYO, UNM, at NEV, at BYU.







**2 - TERIN ADAMS**

CB • 5-11 • 180 • JR-TR  
Kirkland, Wash.  
(East Catholic HS)  
(Arizona State)

**CAREER STATS - DEFENSE**

Year	G/GS	UA-AT-TT	TFL	Sack	INT	PB	FF	FR
2019	7/0	5-2-7	0-0	0.0-0	0-0	0	0	0

**CAREER HIGHS - DEFENSE**

Tackles: 2, two times

**GAME-BY-GAME DEFENSE**

2019	G/GS	U-A-T	TFL	Sack	INT	PB	QH	F/R
at WF	1/0	1-0-1	0.0-0	0.0-0	0	0	0	0/0
SB	0/0	0-0-0	0.0-0	0.0-0	0	0	0	0/0
at SDSU	0/0	0-0-0	0.0-0	0.0-0	0	0	0	0/0
CSU	0/0	0-0-0	0.0-0	0.0-0	0	0	0	0/0
at LSU	0/0	0-0-0	0.0-0	0.0-0	0	0	0	0/0
NEV	1/0	1-1-2	0.0-0	0.0-0	0	0	0	0/0
at AFA	1/0	1-0-1	0.0-0	0.0-0	0	0	0	0/0
BYU	1/0	0-0-0	0.0-0	0.0-0	0	0	0	0/0
at FS	1/0	0-0-0	0.0-0	0.0-0	0	0	0	0/0
WYO	1/0	1-1-2	0.0-0	0.0-0	0	0	0	0/0
BSU	1/0	1-0-1	0.0-0	0.0-0	0	0	0	0/0
at UNM	0/0	0-0-0	0.0-0	0.0-0	0	0	0	0/0



**3 - HENRY COLOMBI**

QB • 6-2 • 205 • SO-1L  
Hollywood, Fla.  
(Chaminade Madonna Coll. Prep)

**CAREER STATS - PASSING**

Year	G/GS	Cmp	Att	Int	Pct	Yds	TD	LG	EFF
2018	7/0	33	40	0	.825	239	0	38	132.7
2019	5/0	20	29	1	.690	221	2	30	148.8
<b>TOTAL</b>	<b>12/0</b>	<b>53</b>	<b>69</b>	<b>1</b>	<b>.768</b>	<b>460</b>	<b>2</b>	<b>38</b>	<b>139.5</b>

**CAREER HIGHS - PASSING**

Attempts: 11, two times  
Completions: 9, two times  
Passing Yards: 93, vs. Stony Brook (9/7/19)  
Passing TDs: 2, vs. Stony Brook (9/7/19)  
Long Pass: 38, vs. UNLV (10/13/18)

**CAREER STATS - RUSHING**

Year	Rush	Yds	Avg	TD	Long
2018	13	108	8.3	1	37
2019	13	31	2.4	1	18
<b>TOTAL</b>	<b>26</b>	<b>139</b>	<b>5.3</b>	<b>2</b>	<b>37</b>

**CAREER HIGHS - RUSHING**

Rushes: 5, vs. Boise State (11/23/19)  
Rushing Yards: 41, vs. UNLV (10/13/18)  
Rushing TD: 1, two times  
Long Rush: 37, vs. UNLV (10/13/18)

**CAREER STATS - TOTAL OFFENSE**

Year	Rush	Pass	Total	Avg/G
2018	108	239	347	69.4
2019	31	221	252	50.4
<b>TOTAL</b>	<b>139</b>	<b>460</b>	<b>599</b>	<b>49.9</b>

**GAME-BY-GAME PASSING**

2019	G/GS	Cmp	Att	Pct	Yds	TD	INT	LG
at WF	0/0	0	0	.000	0	0	0	0
SB	1/0	8	9	.889	93	2	0	30
at SDSU	0/0	0	0	.000	0	0	0	0
CSU	0/0	0	0	.000	0	0	0	0
at LSU	1/0	1	1	1.000	10	0	0	10
NEV	1/0	2	2	1.000	5	0	0	4
at AFA	0/0	0	0	.000	0	0	0	0
BYU	0/0	0	0	.000	0	0	0	0
at FS	0/0	0	0	.000	0	0	0	0
WYO	1/0	3	6	.500	35	0	0	19
BSU	1/0	6	11	.545	78	1	1	28
at UNM	0/0	0	0	.000	0	0	0	0

2018	G/GS	Cmp	Att	Pct	Yds	TD	INT	LG
at MSU	0/0	0	0	.000	0	0	0	0
NMSU	1/0	3	4	.750	13	0	0	7
TTU	1/0	9	9	1.000	55	0	0	11
AFA	0/0	0	0	.000	0	0	0	0
at BYU	0/0	0	0	.000	0	0	0	0
UNLV	1/0	5	8	.625	55	0	0	38
at WYO	0/0	0	0	.000	0	0	0	0
UNM	1/0	7	8	.875	68	0	0	30
at UH	1/0	9	11	.818	48	0	0	11
SJSU	0/0	0	0	.000	0	0	0	0
at CSU	0/0	0	0	.000	0	0	0	0
at BSU	1/0	0	0	.000	0	0	0	0
vs. UNT	1/0	0	0	.000	0	0	0	0

**GAME-BY-GAME RUSHING**

2019	Att	Yds	Avg	TD	LG
at WF	0	0	0.0	0	0
SB	3	4	1.3	0	9
at SDSU	0	0	0.0	0	0
CSU	0	0	0.0	0	0
at LSU	0	0	0.0	0	0
NEV	1	-1	-1.0	0	0
at AFA	0	0	0.0	0	0
BYU	0	0	0.0	0	0
at FS	0	0	0.0	0	0
WYO	4	3	0.8	0	9
BSU	5	25	5.0	1	18
at UNM	0	0	0.0	0	0

2018	Att	Yds	Avg	TD	LG
at MSU	0	0	0.0	0	0
NMSU	1	-7	-7.0	0	0
TTU	3	22	7.3	0	13
AFA	0	0	0.0	0	0
at BYU	0	0	0.0	0	0
UNLV	2	41	20.5	1	37
at WYO	0	0	0.0	0	0
UNM	4	18	4.5	0	23
at UH	3	34	11.3	0	25
SJSU	0	0	0.0	0	0
at CSU	0	0	0.0	0	0
at BSU	0	0	0.0	0	0
vs. UNT	0	0	0.0	0	0



**3 - TROY LEFEGED JR.**

S • 5-11 • 190 • JR-JC  
Montgomery Village, Md.  
(Avalon HS)  
(Fullerton JC)

**CAREER STATS - DEFENSE**

Year	G/GS	UA-AT-TT	TFL	Sack	INT	PB	FF	FR
2019	11/11	40-43-83	5.5-23	2.0-18	0-0	4	2	2

**CAREER HIGHS - DEFENSE**

Tackles: 12, vs. Wyoming (11/16/19)  
Sacks: 1.0, two times  
TFL: 3.0, vs. Colorado State (9/28/19)  
PBU: 1, four times  
FF: 1, two times  
FR: 1, two times

**GAME-BY-GAME DEFENSE**

2019	G/GS	U-A-T	TFL	Sack	INT	PB	QH	F/R
at WF	1/1	5-5-10	0.0-0	0.0-0	0	0	0	0/0
SB	1/1	1-2-3	0.0-0	0.0-0	0	1	1	0/0
at SDSU	1/1	1-2-3	0.0-0	0.0-0	0	0	0	0/0
CSU	1/1	4-7-11	3.0-5	1.0-2	0	1	0	0/0
at LSU	1/1	5-5-10	0.0-0	0.0-0	0	0	0	1/1
NEV	1/1	2-0-2	0.0-0	0.0-0	0	1	0	0/0
at AFA	1/1	5-3-8	0.0-0	0.0-0	0	0	0	0/0
BYU	1/1	4-5-9	0.5-1	0.0-0	0	0	0	0/0
at FS	1/1	5-2-7	0.0-0	0.0-0	0	0	0	0/0
WYO	1/1	5-7-12	2.0-17	1.0-16	0	1	0	1/1
BSU	1/1	2-6-8	0.0-0	0.0-0	0	0	0	0/0
at UNM	0/0	0-0-0	0.0-0	0.0-0	0	0	0	0/0



**4 - SHAQ BOND**

S • 5-10 • 195 • JR-1L  
Decatur, Ill.  
(MacArthur HS)  
(Southwestern JC)

**CAREER STATS - DEFENSE**

Year	G/GS	UA-AT-TT	TFL	Sack	INT	PB	FF	FR
2018	8/8	25-12-37	3.0-4	0.0-0	1-100	6	0	0
2019	11/11	38-28-66	3.5-6	0.0-0	3-82	6	1	0
<b>TOTAL 19/19</b>	<b>63-40-103</b>	<b>6.5-10</b>	<b>0.0-0</b>	<b>4-182</b>	<b>11</b>	<b>1</b>	<b>0</b>	<b>0</b>

**CAREER HIGHS - DEFENSE**

Tackles: 12, at Air Force (9/26/19)  
TFL: 1.5, at San Diego State (9/21/19)  
INT: 1, four times  
TD: 1, two times  
PBU: 2, at Wake Forest (8/30/19)  
FF: 1, vs. BYU (11/2/19)  
QBH: 2, two times

**GAME-BY-GAME DEFENSE**

2019	G/GS	U-A-T	TFL	Sack	INT	PB	QH	F/R
at WF	1/1	5-3-8	0.0-0	0.0-0	0	2	1	0/0
SB	1/1	3-1-4	0.0-0	0.0-0	0	0	0	0/0
at SDSU	1/1	6-2-8	1.5-2	0.0-0	1	1	0	0/0
CSU	1/1	0-4-4	0.0-0	0.0-0	0	0	0	0/0
at LSU	1/1	3-2-5	0.0-0	0.0-0	0	0	0	0/0
NEV	1/1	2-1-3	0.0-0	0.0-0	1	1	0	0/0
at AFA	1/1	6-6-12	1.0-3	0.0-0	0	0	0	0/0
BYU	1/1	2-4-6	0.0-0	0.0-0	0	0	0	1/0
at FS	1/1	5-1-6	1.0-1	0.0-0	0	1	0	0/0
WYO	1/1	2-3-5	0.0-0	0.0-0	1	0	0	0/0
BSU	1/1	4-1-5	0.0-0	0.0-0	0	0	1	0/0
at UNM	0/0	0-0-0	0.0-0	0.0-0	0	0	0	0/0

2018	G/GS	U-A-T	TFL	Sack	INT	PB	QH	F/R
at MSU	1/1	5-4-9	0.0-0	0.0-0	0	1	0	0/0
NMSU	1/1	1-0-1	0.0-0	0.0-0	0	1	0	0/0
TTU	1/1	2-1-3	1.0-2	0.0-0	0	1	0	0/0
AFA	1/1	3-4-7	0.0-0	0.0-0	0	1	0	0/0
at BYU	1/1	4-0-4	0.0-0	0.0-0	0	0	0	0/0
UNLV	1/1	5-1-6	1.0-1	0.0-0	0	0	0	0/0
at WYO	1/1	2-2-4	1.0-1	0.0-0	0	0	0	0/0
UNM	1/1	3-0-3	0.0-0	0.0-0	1	1	0	0/0
at UH	0/0	0-0-0	0.0-0	0.0-0	0	0	0	0/0
SJSU	0/0	0-0-0	0.0-0	0.0-0	0	0	0	0/0
at CSU	0/0	0-0-0	0.0-0	0.0-0	0	0	0	0/0
at BSU	0/0	0-0-0	0.0-0	0.0-0	0	0	0	0/0
vs. UNT	0/0	0-0-0	0.0-0	0.0-0	0	0	0	0/0



**5 - CASH GILLIAM**

S • 5-11 • 200 • JR-JC  
Dayton, Ohio  
(Wayne HS)  
(Arizona Western JC)

**CAREER STATS - DEFENSE**

Year	G/GS	UA-AT-TT	TFL	Sack	INT	PB	FF	FR
2019	7/2	7-8-15	1.5-4	0.0-0	0-0	0	1	0

**CAREER HIGHS - DEFENSE**

Tackles: 6, vs. Stony Brook (9/7/19)  
TFL: 1.0, at San Diego State (9/21/19)  
FF: 1, vs. Stony Brook (9/7/19)

**GAME-BY-GAME DEFENSE**

2019	G/GS	U-A-T	TFL	Sack	INT	PB	QH	F/R
at WF	1/0	0-1-1	0.0-0	0.0-0	0	0	0	0/0
SB	1/1	3-3-6	0.0-0	0.0-0	0	0	0	



**6 - CAMERON HANEY**  
**CB • 5-10 • 185 • SR-3L**  
 Los Angeles, Calif.  
 (Cathedral HS)

### CAREER STATS - DEFENSE

Year	G/GS	UA-AT-TT	TFL	Sack	INT	PB	FF	FR
2016	12/1	11-5-16	0.0-0	0.0-0	0-0	3	0	0
2017	12/8	18-13-31	2.0-6	0.0-0	0-0	6	0	1
2018	13/1	18-8-26	2.5-8	0.0-0	0-0	7	0	0
2019	9/9	24-5-29	1.0-13	1.0-13	1-19	11	2	0
<b>TOTAL</b>	<b>46/19</b>	<b>70-30-100</b>	<b>5.5-27</b>	<b>1.0-13</b>	<b>1-19</b>	<b>27</b>	<b>2</b>	<b>1</b>

### CAREER HIGHS - DEFENSE

Tackles: 8, vs. Fresno State (10/22/16)  
 Sacks: 1.0, vs. Colorado State (9/28/19)  
 INT: 1, at LSU (10/5/19)  
 TFL: 2.0, at Colorado State (11/17/18)  
 PBU: 3, three times  
 FF: 1, two times  
 FR: 1, at New Mexico (11/4/17)

### GAME-BY-GAME DEFENSE

2019	G/GS	U-A-T	TFL	Sack	INT	PB	QH	F/R
at WF	0/0	0-0-0	0.0-0	0.0-0	0	0	0	0/0
SB	0/0	0-0-0	0.0-0	0.0-0	0	0	0	0/0
at SDSU	1/1	4-0-4	0.0-0	0.0-0	0	3	0	0/0
CSU	1/1	5-1-6	1.0-13	1.0-13	0	3	0	1/0
at LSU	1/1	2-0-2	0.0-0	0.0-0	1	1	0	0/0
NEV	1/1	1-1-2	0.0-0	0.0-0	0	0	0	0/0
at AFA	1/1	1-1-2	0.0-0	0.0-0	0	0	0	1/0
BYU	1/1	4-0-4	0.0-0	0.0-0	0	1	0	0/0
at FS	1/1	4-0-4	0.0-0	0.0-0	0	0	0	0/0
WYO	1/1	2-1-3	0.0-0	0.0-0	0	1	0	0/0
BSU	1/1	1-1-2	0.0-0	0.0-0	0	2	0	0/0
at UNM	0/0	0-0-0	0.0-0	0.0-0	0	0	0	0/0

2018	G/GS	U-A-T	TFL	Sack	INT	PB	QH	F/R
at MSU	1/0	1-2-3	0.0-0	0.0-0	0	0	0	0/0
NMSU	1/0	1-1-2	0.5-2	0.0-0	0	0	0	0/0
TTU	1/0	0-0-0	0.0-0	0.0-0	0	1	0	0/0
AFA	1/0	0-0-0	0.0-0	0.0-0	0	0	0	0/0
at BYU	1/0	1-0-1	0.0-0	0.0-0	0	0	0	0/0
UNLV	1/0	1-1-2	0.0-0	0.0-0	0	0	0	0/0
at WYO	1/0	0-0-0	0.0-0	0.0-0	0	0	0	0/0
UNM	1/0	0-0-0	0.0-0	0.0-0	0	2	0	0/0
at UH	1/0	4-0-4	0.0-0	0.0-0	0	2	0	0/0
SJSU	1/0	0-0-0	0.0-0	0.0-0	0	1	0	0/0
at CSU	1/0	3-1-4	2.0-6	0.0-0	0	0	0	0/0
at BSU	1/1	4-2-6	0.0-0	0.0-0	0	1	0	0/0
vs. UNT	1/0	3-1-4	0.0-0	0.0-0	0	0	0	0/0

2017	G/GS	U-A-T	TFL	Sack	INT	PB	QH	F/R
at WIS	1/0	2-0-2	0.0-0	0.0-0	0	0	0	0/0
ISU	1/1	3-2-5	0.0-0	0.0-0	0	0	0	0/0
at WF	1/1	3-1-4	1.0-2	0.0-0	0	1	0	0/0
at SJSU	1/1	2-0-2	0.0-0	0.0-0	0	1	0	0/0
BYU	1/0	0-2-2	0.0-0	0.0-0	0	0	0	0/0
CSU	1/1	2-1-3	1.0-4	0.0-0	0	0	0	0/0
WYO	1/0	0-2-2	0.0-0	0.0-0	0	0	0	0/0
at UNLV	1/0	1-2-3	0.0-0	0.0-0	0	3	0	0/0
BSU	0/0	0-0-0	0.0-0	0.0-0	0	0	0	0/0
at UNM	1/1	2-1-3	0.0-0	0.0-0	0	0	0	0/1
UH	1/1	3-1-4	0.0-0	0.0-0	0	0	0	0/0
at AFA	1/1	0-1-1	0.0-0	0.0-0	0	1	0	0/0
vs. NMSU	1/1	0-0-0	0.0-0	0.0-0	0	0	0	0/0

2016	G/GS	U-A-T	TFL	Sack	INT	PB	QH	F/R
WSU	1/0	0-0-0	0.0-0	0.0-0	0	0	0	0/0
at USC	1/0	0-0-0	0.0-0	0.0-0	0	0	0	0/0
ASU	1/0	0-1-1	0.0-0	0.0-0	0	0	0	0/0
AFA	1/0	0-1-1	0.0-0	0.0-0	0	0	0	0/0
at BSU	1/0	0-1-1	0.0-0	0.0-0	0	0	0	0/0
at CSU	1/0	1-0-1	0.0-0	0.0-0	0	0	0	0/0
FS	1/1	6-2-8	0.0-0	0.0-0	0	2	0	0/0

SDSU	1/0	1-0-1	0.0-0	0.0-0	0	0	0	0/0
at WYO	1/0	0-0-0	0.0-0	0.0-0	0	0	0	0/0
UNM	1/0	2-0-2	0.0-0	0.0-0	0	1	0	0/0
at NEV	1/0	0-0-0	0.0-0	0.0-0	0	0	0	0/0
at BYU	1/0	1-0-1	0.0-0	0.0-0	0	0	0	0/0



**6 - ANDREW PEASLEY**  
**QB • 6-2 • 200 • FR-RS**  
 La Grande, Ore.  
 (La Grande HS)

### CAREER STATS - PASSING

Year	G/GS	Cmp	Att	Int	Pct	Yds	TD	LG	EFF
2018	3/0	3	8	0	.375	19	0	10	57.5
2019	1/0	2	2	0	1.000	5	0	5	121.0
<b>TOTAL</b>	<b>4/0</b>	<b>5</b>	<b>10</b>	<b>0</b>	<b>.500</b>	<b>24</b>	<b>0</b>	<b>10</b>	<b>70.2</b>

### CAREER HIGHS - PASSING

Attempts: 8, vs. San José State (11/10/18)  
 Completions: 3, vs. San José State (11/10/18)  
 Passing Yards: 19, vs. San José State (11/10/18)  
 Long Pass: 10, vs. San José State (11/10/18)

### CAREER STATS - RUSHING

Year	Rush	Yds	Avg	TD	Long
2018	7	76	10.8	0	25
2019	3	83	27.7	1	59
<b>TOTAL</b>	<b>10</b>	<b>159</b>	<b>15.9</b>	<b>1</b>	<b>59</b>

### CAREER HIGHS - RUSHING

Rushes: 4, vs. San José State (11/10/18)  
 Rushing Yards: 83, vs. Stony Brook (9/7/19)  
 Rushing TD: 1, vs. Stony Brook (9/7/19)  
 Long Rush: 59, vs. Stony Brook (9/7/19)

### CAREER STATS - TOTAL OFFENSE

Year	Rush	Pass	Total	Avg/G
2018	76	19	95	31.7
2019	83	5	88	88.0
<b>TOTAL</b>	<b>159</b>	<b>24</b>	<b>183</b>	<b>45.8</b>

### GAME-BY-GAME PASSING

2019	G/GS	Cmp	Att	Pct	Yds	TD	INT	LG
at WF	0/0	0	0	.000	0	0	0	0
SB	1/0	2	2	1.000	5	0	0	5
at SDSU	0/0	0	0	.000	0	0	0	0
CSU	0/0	0	0	.000	0	0	0	0
at LSU	0/0	0	0	.000	0	0	0	0
NEV	0/0	0	0	.000	0	0	0	0
at AFA	0/0	0	0	.000	0	0	0	0
BYU	0/0	0	0	.000	0	0	0	0
at FS	0/0	0	0	.000	0	0	0	0
WYO	0/0	0	0	.000	0	0	0	0
BSU	0/0	0	0	.000	0	0	0	0
at UNM	0/0	0	0	.000	0	0	0	0

2018	G/GS	Cmp	Att	Pct	Yds	TD	INT	LG
at MSU	0/0	0	0	.000	0	0	0	0
NMSU	1/0	0	0	.000	0	0	0	0
TTU	1/0	0	0	.000	0	0	0	0
AFA	0/0	0	0	.000	0	0	0	0
at BYU	0/0	0	0	.000	0	0	0	0
UNLV	0/0	0	0	.000	0	0	0	0
at WYO	0/0	0	0	.000	0	0	0	0
UNM	0/0	0	0	.000	0	0	0	0
at UH	0/0	0	0	.000	0	0	0	0
SJSU	1/0	3	8	.375	19	0	0	10
at CSU	0/0	0	0	.000	0	0	0	0
at BSU	0/0	0	0	.000	0	0	0	0

### GAME-BY-GAME RUSHING

2019	Att	Yds	Avg	TD	LG
at WF	0	0	0.0	0	0
SB	3	83	27.7	1	59
at SDSU	0	0	0.0	0	0
CSU	0	0	0.0	0	0
at LSU	0	0	0.0	0	0

NEV	0	0	0.0	0	0
at AFA	0	0	0.0	0	0
BYU	0	0	0.0	0	0
at FS	0	0	0.0	0	0
WYO	0	0	0.0	0	0
BSU	0	0	0.0	0	0
at UNM	0	0	0.0	0	0

2018	Att	Yds	Avg	TD	LG
at MSU	0	0	0.0	0	0
NMSU	2	5	2.5	0	5
TTU	1	4	4.0	0	4
AFA	0	0	0.0	0	0
at BYU	0	0	0.0	0	0
UNLV	0	0	0.0	0	0
at WYO	0	0	0.0	0	0
UNM	0	0	0.0	0	0
at UH	0	0	0.0	0	0
SJSU	4	67	16.8	0	25
at CSU	0	0	0.0	0	0
at BSU	0	0	0.0	0	0



**7 - DJ WILLIAMS**  
**CB • 5-9 • 180 • SR-1L**  
 Smyrna, Tenn.  
 (Smyrna HS)  
 (Independence CC)

### CAREER STATS - DEFENSE

Year	G/GS	UA-AT-TT	TFL	Sack	INT	PB	FF	FR
2018	13/13	33-9-42	3.0-12	1.0-7	4-31	11	1	0
2019	11/11	50-19-69	3.5-13	0.0-0	0-0	6	0	1
<b>TOTAL</b>	<b>24/24</b>	<b>83-28-111</b>	<b>6.5-25</b>	<b>1.0-7</b>	<b>4-31</b>	<b>17</b>	<b>1</b>	<b>1</b>

### CAREER HIGHS - DEFENSE

Tackles: 14, at Air Force (9/26/19)  
 Sacks: 1.0, vs. New Mexico State (9/8/18)  
 TFL: 3.0, vs. New Mexico State (9/8/18)  
 INT: 2, vs. North Texas (12/15/18)  
 PBU: 3, two times  
 FF: 1, vs. Tennessee Tech (9/13/18)  
 FR: 1, at Air Force (9/26/19)  
 QBH: 1, vs. New Mexico State (9/8/18)

### GAME-BY-GAME DEFENSE

2019	G/GS	U-A-T	TFL	Sack	INT	PB	QH	F/R
at WF	1/1	6-0-6	0.0-0	0.0-0	0	0	0	0/0
SB	1/1	4-0-4	0.0-0	0.0-0	0	3	0	0/0
at SDSU	1/1	11-1-12	0.0-0	0.0-0	0	0	0	0/0
CSU	1/1	2-2-4	1.0-1	0.0-0	0	1	0	0/0
at LSU	1/1	3-3-6	0.5-3	0.0-0	0	0	0	0/0
NEV	1/1	2-1-3	0.0-0	0.0-0	0	1	0	0/0
at AFA	1/1	6-8-14	0.0-0	0.0-0	0	0	0	0/1
BYU	1/1	5-1-6	0.0-0	0.0-0	0	1	0	0/0
at FS	1/1	3-1-4	2.0-9	0.0-0	0	0	0	0/0
WYO	1/1	5-2-7	0.0-0	0.0-0	0	0	0	0/0
BSU	1/1	3-0-3	0.0-0	0.0-0	0	0	0	0/0
at UNM	0/0	0-0-0	0.0-0	0.0-0	0			



**9 - DAVID WOODWARD**  
 LB • 6-2 • 235 • JR-2L  
 Olympia, Wash.  
 (Olympia HS)

**CAREER STATS - DEFENSE**

Year	G/GS	UA-AT-TT	TFL	Sack	INT	PB	FF	FR
2017	10/1	15-14-29	3.0-7	1.0-4	1-27	3	0	1
2018	12/12	52-82-134	12.5-50	5.0-39	2-17	3	2	0
2019	7/7	53-40-93	5.0-15	2.0-10	0-0	2	4	1
<b>TOTAL</b>	<b>29/20</b>	<b>120-136-256</b>	<b>20.5-72</b>	<b>8.0-53</b>	<b>3-44</b>	<b>8</b>	<b>6</b>	<b>2</b>

**CAREER HIGHS - DEFENSE**

Tackles: 24, at Wake Forest (8/30/19)  
 Sacks: 3.0, vs. UNLV (10/13/18)  
 TFL: 3.5, two times  
 INT: 1, three times  
 PBU: 3, vs. New Mexico State (12/29/17)  
 FF: 2, two times  
 FR: 1, two times  
 QBH: 2, at Michigan State (8/31/18)  
 TD: 1, two times

**GAME-BY-GAME DEFENSE**

2019	G/GS	U-A-T	TFL	Sack	INT	PB	QH	F/R
at WF	1/1	18-6-24	3.5-10	1.0-6	0	0	0	2/0
SB	1/1	2-2-4	0.0-0	0.0-0	0	0	0	0/0
at SDSU	1/1	7-6-13	0.0-0	0.0-0	0	0	0	0/0
CSU	1/1	5-9-14	0.0-0	0.0-0	0	0	0	2/1
at LSU	1/1	11-5-16	1.0-4	1.0-4	0	0	0	0/0
NEV	1/1	6-5-11	0.5-1	0.0-0	0	2	0	0/0
at AFA	1/1	4-7-11	0.0-0	0.0-0	0	0	0	0/0
BYU	0/0	0-0-0	0.0-0	0.0-0	0	0	0	0/0
at FS	0/0	0-0-0	0.0-0	0.0-0	0	0	0	0/0
WYO	0/0	0-0-0	0.0-0	0.0-0	0	0	0	0/0
BSU	0/0	0-0-0	0.0-0	0.0-0	0	0	0	0/0
at UNM	0/0	0-0-0	0.0-0	0.0-0	0	0	0	0/0
2018	G/GS	U-A-T	TFL	Sack	INT	PB	QH	F/R
at MSU	1/1	2-14-16	0.0-0	0.0-0	0	0	2	0/0
NMSU	1/1	3-10-13	1.0-11	1.0-11	0	0	0	0/0
TTU	1/1	1-10-11	0.0-0	0.0-0	0	0	0	0/0
AFA	0/0	0-0-0	0.0-0	0.0-0	0	0	0	0/0
at BYU	1/1	4-2-6	1.0-2	0.0-0	0	1	1	1/0
UNLV	1/1	8-4-12	3.5-24	3.0-23	0	0	0	0/0
at WYO	1/1	5-11-16	0.0-0	0.0-0	0	1	0	1/0
UNM	1/1	3-2-5	1.0-1	0.0-0	0	0	0	0/0
at UH	1/1	6-1-7	0.0-0	0.0-0	1	0	0	0/0
SJSU	1/1	4-3-7	3.0-4	0.0-0	0	0	0	0/0
at CSU	1/1	6-14-20	1.5-2	0.0-0	0	1	1	0/0
at BSU	1/1	3-8-11	1.5-6	1.0-5	0	0	0	0/0
vs. UNT	1/1	7-3-10	0.0-0	0.0-0	1	1	0	0/0
2017	G/GS	U-A-T	TFL	Sack	INT	PB	QH	F/R
at WIS	1/0	1-1-2	0.5-0	0.0-0	0	0	0	0/0
ISU	1/0	0-0-0	0.0-0	0.0-0	0	0	0	0/0
at WF	1/0	0-0-0	0.0-0	0.0-0	0	0	0	0/0
at SJSU	1/0	0-0-0	0.0-0	0.0-0	0	0	0	0/0
BYU	0/0	0-0-0	0.0-0	0.0-0	0	0	0	0/0
CSU	0/0	0-0-0	0.0-0	0.0-0	0	0	0	0/0
WYO	0/0	0-0-0	0.0-0	0.0-0	0	0	0	0/0
at UNLV	1/0	1-0-1	0.0-0	0.0-0	0	0	0	0/0
BSU	1/0	1-1-2	0.0-0	0.0-0	0	0	0	0/0
at UNM	1/0	2-3-5	0.0-0	0.0-0	0	0	0	0/1
UH	1/0	1-1-2	1.5-4	1.0-4	0	0	0	0/0
at AFA	1/1	5-8-13	1.0-3	0.0-0	0	0	0	0/0
vs NMSU	1/0	4-0-4	0.0-0	0.0-0	1	3	0	0/0



**10 - TIPA GALEAI**  
 DE • 6-5 • 235 • SR-1L  
 Euless, Texas  
 (Trinity HS)  
 (TCU)

**CAREER STATS - DEFENSE**

Year	G/GS	UA-AT-TT	TFL	Sack	INT	PB	FF	FR
2018	13/12	30-34-64	14.0-66	10.5-59	2-56	3	3	0
2019	10/10	25-18-43	6.5-33	3.0-18	0-0	0	0	1
<b>TOTAL</b>	<b>23/22</b>	<b>55-52-107</b>	<b>20.5-99</b>	<b>13.5-77</b>	<b>2-56</b>	<b>3</b>	<b>3</b>	<b>1</b>

**CAREER HIGHS - DEFENSE**

Tackles: 11, vs. Air Force (9/22/18)  
 TFL: 3.0, two times  
 Sacks: 2.0, two times  
 INT: 1, two times  
 PBU: 1, three times  
 FF: 1, three times  
 FR: 1, vs. Colorado State (9/28/19)  
 QBH: 4, vs. Colorado State (9/28/19)  
 TD: 1, at BYU (10/5/18)  
 Blocked Kick: 1, vs. Air Force (9/22/18)

**GAME-BY-GAME DEFENSE**

2019	G/GS	U-A-T	TFL	Sack	INT	PB	QH	F/R
at WF	1/1	2-3-5	1.0-1	0.0-0	0	0	0	0/0
SB	1/1	0-0-0	0.0-0	0.0-0	0	0	2	0/0
at SDSU	1/1	4-0-4	3.0-12	1.0-5	0	0	0	0/0
CSU	1/1	4-2-6	0.0-0	0.0-0	0	0	4	0/1
at LSU	1/1	4-1-5	0.0-0	0.0-0	0	0	0	0/0
NEV	1/1	2-4-6	1.0-3	1.0-3	0	0	0	0/0
at AFA	1/1	4-1-5	0.0-0	0.0-0	0	0	0	0/0
BYU	1/1	1-1-2	0.0-0	0.0-0	0	0	0	0/0
at FS	0/0	0-0-0	0.0-0	0.0-0	0	0	0	0/0
WYO	1/1	4-1-5	1.0-10	1.0-10	0	0	1	0/0
BSU	1/1	0-5-5	0.5-7	0.0-0	0	0	0	0/0
at UNM	0/0	0-0-0	0.0-0	0.0-0	0	0	0	0/0
2018	G/GS	U-A-T	TFL	Sack	INT	PB	QH	F/R
at MSU	1/1	2-2-4	2.0-15	2.0-15	0	0	1	1/0
NMSU	1/1	1-5-6	2.0-8	1.5-7	0	0	1	1/0
TTU	1/1	2-1-3	2.0-5	0.0-0	0	1	0	0/0
AFA	1/1	3-8-11	1.0-2	1.0-2	0	1	1	0/0
at BYU	1/1	2-0-2	0.0-0	0.0-0	1	0	1	0/0
UNLV	1/1	1-5-6	1.0-7	1.0-7	0	0	1	0/0
at WYO	1/1	2-2-4	0.0-0	0.0-0	0	0	0	0/0
UNM	1/1	0-3-3	0.0-0	0.0-0	0	0	1	0/0
at UH	1/1	4-2-6	1.0-2	1.0-2	0	0	0	0/0
SJSU	1/1	0-2-2	0.0-0	0.0-0	1	1	0	0/0
at CSU	1/1	6-2-8	1.0-8	1.0-8	0	0	1	0/0
at BSU	1/1	2-1-3	1.0-4	1.0-4	0	0	0	0/0
vs. UNT	1/0	4-2-6	2.0-13	3.0-14	0	0	0	1/0



**10 - JORDAN LOVE**  
 QB • 6-4 • 225 • JR-2L  
 Bakersfield, Calif.  
 (Liberty HS)

**CAREER STATS - PASSING**

Year	G/GS	Cmp	Att	Int	Pct	Yds	TD	LG	EFF
2017	12/6	129	235	6	.549	1,631	8	77	119.3
2018	13/13	267	417	6	.640	3,567	32	88	158.3
2019	11/11	245	399	15	.614	2,913	14	80	126.8
<b>TOTAL</b>	<b>36/30</b>	<b>641</b>	<b>1,051</b>	<b>27</b>	<b>.609</b>	<b>8,111</b>	<b>54</b>	<b>88</b>	<b>137.6</b>

**CAREER HIGHS - PASSING**

Completions: 33, vs. Wake Forest (8/30/19)  
 Attempts: 49, vs. BYU (11/2/19)  
 Passing Yards: 491, vs. San José State (11/10/18)  
 Passing TDs: 5, two times  
 Long Pass: 88, vs. San José State (11/10/18)

**CAREER STATS - RUSHING**

Year	Rush	Yds	Avg	TD	Long
2017	46	165	3.6	2	20
2018	43	63	1.5	7	21
2019	68	133	2.0	0	22
<b>TOTAL</b>	<b>157</b>	<b>361</b>	<b>2.3</b>	<b>9</b>	<b>22</b>

**CAREER HIGHS - RUSHING**

Rushes: 11, two times  
 Rushing Yards: 47, vs. Hawai'i (11/18/17)  
 Rushing TDs: 1, nine times  
 Long Rush: 22, vs. Stony Brook (9/7/19)

**CAREER STATS - TOTAL OFFENSE**

Year	Rush	Pass	Total	Avg/G
2017	165	1,631	1,796	149.7
2018	63	3,567	3,630	279.2
2019	133	2,913	3,046	276.9
<b>TOTAL</b>	<b>361</b>	<b>8,111</b>	<b>8,472</b>	<b>235.3</b>

**GAME-BY-GAME PASSING**

2019	G/GS	Cmp	Att	Pct	Yds	TD	INT	LG
at WF	1/1	33	48	.688	416	3	3	56
SB	1/1	25	34	.735	294	1	0	45
at SDSU	1/1	30	47	.638	293	0	0	48
CSU	1/1	17	33	.515	204	2	2	40
at LSU	1/1	15	30	.500	130	0	3	35
NEV	1/1	13	31	.419	169	1	1	48
at AFA	1/1	14	23	.608	114	1	0	31
BYU	1/1	29	49	.592	394	1	3	52
at FS	1/1	30	39	.769	388	2	0	62
WYO	1/1	18	29	.621	282	2	2	80
BSU	1/1	21	36	.583	229	1	1	47
at UNM	0/0	0	0	.000	0	0	0	0
2018	G/GS	Cmp	Att	Pct	Yds	TD	INT	LG
at MSU	1/1	29	44	.659	319	0	2	28
NMSU	1/1	14	27	.519	159	1	1	36
TTU	1/1	21	26	.808	236	2	0	36
AFA	1/1	26	38	.684	356	2	0	43
at BYU	1/1	18	28	.643	165	4	0	40
UNLV	1/1	17	23	.739	322	5	0	80
at WYO	1/1	12	28	.428	53	0	1	9
UNM	1/1	23	34	.676	448	4	0	55
at UH	1/1	10	13	.769	127	1	0	34
SJSU	1/1	32	42	.762	491	5	0	88
at CSU	1/1	15	24	.625	169	1	0	33
at BSU	1/1	29	47	.617	363	3	1	83
vs. UNT	1/1	21	43	.488	359	4	1	72

**2017**

G/GS	Cmp	Att	Pct	Yds	TD	INT	LG
at WIS	0/0	0	0	.000	0	0	0
ISU	1/0	3	6	.500	18	0	12
at WF	1/0	6	13	.462	171	1	0
at SJSU	1/0	10	17	.588	90	1	1
BYU	1/0	0	3	.000	0	0	0
CSU	1/0	1	5	.200	-3	0	0
WYO	1/0	8	18	.444	109	0	3
at UNLV	1/1	19	27	.704	316	2	0
BSU	1/1	17	32	.531	168	1	0
at UNM	1/1	13	24	.542	114	0	1
UH	1/1	10	16	.625	110	1	1
at AFA	1/1	17	30	.567	284	2	0
vs NMSU	1/1	25	44	.568	254	0	0

**GAME-BY-GAME RUSHING**

2019	Att	Yds	Avg	TD	LG
at WF	3	2	0.7	0	3
SB					

Year	Att	Yds	Avg	TD	LG
WYO	9	33	3.7	0	10
BSU	6	-10	-1.7	0	4
at UNM	0	0	0.0	0	0
<b>2018</b>	<b>Att</b>	<b>Yds</b>	<b>Avg</b>	<b>TD</b>	<b>LG</b>
at MSU	8	-2	-0.2	1	9
NMSU	5	-14	-2.8	0	4
TTU	1	2	2.0	1	2
AFA	5	3	0.6	0	7
at BYU	3	8	2.7	1	3
UNLV	4	39	9.8	0	21
at WYO	2	-4	-2.0	0	2
UNM	4	15	3.8	1	18
at UH	4	13	3.2	1	9
SJSU	2	-1	-0.5	1	1
at CSU	1	8	8.0	0	8
at BSU	2	-7	-3.5	0	0
vs. UNT	2	3	1.5	1	9

Year	Att	Yds	Avg	TD	LG
2017	0	0	0.0	0	0
at WIS	0	0	0.0	0	0
ISU	3	8	2.7	0	17
at WF	0	0	0.0	0	0
at SJSU	1	10	10.0	0	10
BYU	0	0	0.0	0	0
CSU	1	11	11.0	0	11
WYO	2	-8	-4.0	0	2
at UNLV	8	42	5.2	1	12
BSU	4	14	3.5	0	11
at UNM	4	8	2.0	0	6
UH	6	47	7.8	1	17
at AFA	6	32	5.3	0	20
vs NMSU	11	1	0.1	0	11



**11 - SAVON SCARVER**  
WR • 5-11 • 180 • JR-2L  
Las Vegas, Nev.  
(Centennial HS)

### CAREER STATS - RECEIVING

Year	G/GS	Rec	Yds	Avg	TD	Long
2017	13/0	11	240	21.8	1	70
2018	13/0	9	156	17.3	2	38
2019	11/5	22	259	11.8	0	48
<b>TOTAL</b>	<b>37/5</b>	<b>42</b>	<b>645</b>	<b>15.4</b>	<b>3</b>	<b>70</b>

### CAREER HIGHS - RECEIVING

Receptions: 5, at San Diego State (9/21/19)  
Receiving Yards: 90, at San Diego State (9/21/19)  
Long Catch: 70, at UNLV (10/21/17)  
TD: 1, three times

### CAREER STATS - RUSHING

Year	Rush	Yds	Avg	TD	Long
2017	5	14	2.8	0	6
2018	1	14	14.0	0	14
2019	0	0	0.0	0	0
<b>TOTAL</b>	<b>6</b>	<b>28</b>	<b>4.7</b>	<b>0</b>	<b>14</b>

### CAREER HIGHS - RUSHING

Rushes: 2, at New Mexico (11/4/17)  
Yards: 14, vs. Tennessee Tech (9/13/18)  
Long Rush: 14, vs. Tennessee Tech (9/13/18)

### CAREER STATS - KICKOFF RETURNS

Year	Ret	Yds	Avg	TD	LG
2017	26	625	24.0	1	96
2018	22	742	33.7	2	100
2019	19	557	29.3	2	100
<b>TOTAL</b>	<b>67</b>	<b>1,924</b>	<b>28.7</b>	<b>5</b>	<b>100</b>

### CAREER HIGHS - KICKOFF RETURNS

Returns: 5, at Fresno State (11/9/19)  
Yards: 157, at Wyoming (10/20/18)  
Long Return: 100, three times  
TD: 1, five times

### GAME-BY-GAME RECEIVING

2019	G/GS	Rec	Yds	Avg	TD	LG
at WF	1/1	3	49	16.3	0	35
SB	1/1	2	15	7.5	0	11
at SDSU	1/1	5	90	18.0	0	48
CSU	1/1	3	14	4.7	0	6
at LSU	1/0	2	20	10.0	0	12
NEV	1/0	2	23	11.5	0	18
at AFA	1/0	1	8	8.0	0	8
BYU	1/0	3	35	11.7	0	15
at FS	1/0	0	0	0.0	0	0
WYO	1/0	1	5	5.0	0	5
at BSU	1/0	0	0	0.0	0	0
at UNM	0/0	0	0	0.0	0	0

2018	G/GS	Rec	Yds	Avg	TD	LG
at MSU	1/0	0	0	0.0	0	0
NMSU	1/0	1	9	9.0	0	9
TTU	1/0	1	36	36.0	1	36
AFA	1/0	0	0	0.0	0	0
at BYU	1/0	0	0	0.0	0	0
UNLV	1/0	2	64	32.0	1	38
at WYO	1/0	0	0	0.0	0	0
UNM	1/0	2	16	8.0	0	10
at UH	1/0	1	5	5.0	0	5
SJSU	1/0	1	17	17.0	0	17
at CSU	1/0	0	0	0.0	0	0
at BSU	1/0	0	0	0.0	0	0
vs. UNT	1/0	1	9	9.0	0	9

2017	G/GS	Rec	Yds	Avg	TD	LG
at WIS	1/0	1	36	36.0	0	36
ISU	1/0	1	35	35.0	0	35
at WF	1/0	0	0	0.0	0	0
at SJSU	1/0	2	14	7.0	0	9
BYU	1/0	0	0	0.0	0	0
CSU	1/0	0	0	0.0	0	0
WYO	1/0	0	0	0.0	0	0
at UNLV	1/0	2	75	37.5	1	70
BSU	1/0	0	0	0.0	0	0
at UNM	1/0	2	9	4.5	0	11
UH	1/0	1	12	12.0	0	12
at AFA	1/0	2	59	29.5	0	46
vs NMSU	0/0	0	0	0.0	0	0

### GAME-BY-GAME RUSHING

2019	Att	Yds	Avg	TD	LG
at WF	0	0	0.0	0	0
SB	0	0	0.0	0	0
at SDSU	0	0	0.0	0	0
CSU	0	0	0.0	0	0
at LSU	0	0	0.0	0	0
NEV	0	0	0.0	0	0
at AFA	0	0	0.0	0	0
BYU	0	0	0.0	0	0
at FS	0	0	0.0	0	0
WYO	0	0	0.0	0	0
BSU	0	0	0.0	0	0
at UNM	0	0	0.0	0	0

2018	Att	Yds	Avg	TD	LG
at MSU	0	0	0.0	0	0
NMSU	0	0	0.0	0	0
TTU	1	14	14.0	0	14
AFA	0	0	0.0	0	0
at BYU	0	0	0.0	0	0
UNLV	0	0	0.0	0	0
at WYO	0	0	0.0	0	0
UNM	0	0	0.0	0	0
at UH	0	0	0.0	0	0
SJSU	0	0	0.0	0	0
at CSU	0	0	0.0	0	0
at BSU	0	0	0.0	0	0
vs. UNT	0	0	0.0	0	0

2017	Att	Yds	Avg	TD	LG
at WIS	1	4	4.0	0	4
ISU	0	0	0.0	0	0
at WF	0	0	0.0	0	0
at SJSU	0	0	0.0	0	0
BYU	0	0	0.0	0	0
CSU	0	0	0.0	0	0
WYO	1	5	5.0	0	5
at UNLV	1	2	2.0	0	2
BSU	0	0	0.0	0	0
at UNM	2	3	1.5	0	6
UH	0	0	0.0	0	0
at AFA	0	0	0.0	0	0
vs NMSU	0	0	0.0	0	0

### GAME-BY-GAME KICKOFF RETURNS

2019	Ret	Yds	Avg	TD	LG
at WF	1	18	18.0	0	18
SB	2	65	32.5	0	44
at SDSU	1	24	24.0	0	24
CSU	1	100	100.0	1	100
at LSU	1	21	21.0	0	21
NEV	2	119	59.5	1	100
at AFA	0	0	0.0	0	0
BYU	2	36	18.0	0	24
at FS	5	91	18.2	0	25
WYO	3	62	20.7	0	22
BSU	1	21	21.0	0	21
at UNM	0	0	0.0	0	0

2018	Ret	Yds	Avg	TD	LG
at MSU	2	48	24.0	0	24
NMSU	2	130	65.0	1	100
TTU	1	23	23.0	0	23
AFA	3	63	21.0	0	27
at BYU	0	0	0.0	0	0
UNLV	0	0	0.0	0	0
at WYO	3	157	52.3	1	99
UNM	2	35	17.5	0	22
at UH	1	66	66.0	0	66
SJSU	3	82	27.3	0	29
at CSU	2	63	31.5	0	51
at BSU	2	52	26.0	0	0
vs. UNT	1	23	23.0	0	23

2017	Ret	Yds	Avg	TD	LG
at WIS	0	0	0.0	0	0
ISU	3	55	18.3	0	20
at WF	4	69	17.3	0	20
at SJSU	1	21	21.0	0	21
BYU	2	31	15.5	0	22
CSU	3	63	21.0	0	25
WYO	4	89	22.3	0	34
at UNLV	3	108	36.0	0	64
BSU	2	52	26.0	0	33
at UNM	0	0	0.0	0	0
UH	0	0	0.0	0	0
at AFA	2	38	19.0	0	21
vs NMSU	2	99	49.5	1	96



**12 - AJANI CARTER**  
WR • 6-0 • 185 • FR-HS  
Houston, Texas  
(North Shore HS)

### CAREER STATS - RECEIVING

Year	G/GS	Rec	Yds	Avg	TD	Long
2019	10/0	1	11	11.0	0	11

### CAREER HIGHS - RECEIVING

Receptions: 1, vs. Stony Brook (9/7/19)  
Receiving Yards: 11, Stony Brook (9/7/19)  
Long Catch: 11, Stony Brook (9/7/19)





**CAREER STATS - DEFENSE**

Year	G	UA-AT-TT	TFL	Sack	INT	PB	FF	FR
2019	10	7-2-9	0.0-0	0.0-0	0-0	0	0	0

**CAREER HIGHS - DEFENSE**

Tackles: 3, at San Diego State (9/21/19)

**GAME-BY-GAME RECEIVING**

2019	G/GS	Rec	Yds	Avg	TD	LG
at WF	0/0	0	0	0.0	0	0
SB	1/0	1	11	11.0	0	11
at SDSU	1/0	0	0	0.0	0	0
CSU	1/0	0	0	0.0	0	0
at LSU	1/0	0	0	0.0	0	0
NEV	1/0	0	0	0.0	0	0
at AFA	1/0	0	0	0.0	0	0
BYU	1/0	0	0	0.0	0	0
at FS	1/0	0	0	0.0	0	0
WYO	1/0	0	0	0.0	0	0
at BSU	1/0	0	0	0.0	0	0
at UNM	0/0	0	0	0.0	0	0

**GAME-BY-GAME DEFENSE**

2019	G	U-A-T	TFL	Sack	INT	PB	QH	F/R
at WF	0	0-0-0	0.0-0	0.0-0	0	0	0	0/0
SB	1	0-0-0	0.0-0	0.0-0	0	0	0	0/0
at SDSU	1	3-0-3	0.0-0	0.0-0	0	0	0	0/0
CSU	1	0-0-0	0.0-0	0.0-0	0	0	0	0/0
at LSU	1	0-0-0	0.0-0	0.0-0	0	0	0	0/0
NEV	1	1-1-2	0.0-0	0.0-0	0	0	0	0/0
at AFA	1	0-0-0	0.0-0	0.0-0	0	0	0	0/0
BYU	1	0-1-1	0.0-0	0.0-0	0	0	0	0/0
at FS	1	2-0-2	0.0-0	0.0-0	0	0	0	0/0
WYO	1	1-0-1	0.0-0	0.0-0	0	0	0	0/0
BSU	1	0-0-0	0.0-0	0.0-0	0	0	0	0/0
at UNM	0	0-0-0	0.0-0	0.0-0	0	0	0	0/0



**13 - DEVEN THOMPINS**  
WR • 5-7 • 160 • SO-1L  
Fort Myers, Fla.  
(Dunbar HS)

**CAREER STATS - RECEIVING**

Year	G/GS	Rec	Yds	Avg	TD	Long
2018	13/0	9	65	7.2	0	12
2019	11/5	36	485	13.5	3	62
TOTAL	24/5	45	550	12.2	3	62

**CAREER HIGHS - RECEIVING**

Receptions: 6, at Air Force (9/26/19)  
Yards: 79, at Fresno State (11/9/19)  
Receiving TD: 1, three times  
Long Catch: 62, at Fresno State (11/9/19)

**CAREER STATS - RUSHING**

Year	Rush	Yds	Avg	TD	Long
2018	2	30	15.0	0	27
2019	5	20	4.0	0	10
TOTAL	7	50	7.1	0	27

**CAREER HIGHS - RUSHING**

Rushes: 2, vs. BYU (11/2/19)  
Yards: 27, vs. Tennessee Tech (9/13/18)  
Long Rush: 27, vs. Tennessee Tech (9/13/18)

**CAREER STATS - PUNT RETURNS**

Year	Ret	Yds	Avg	TD	Long
2018	6	55	9.2	0	17
2019	1	45	45.0	1	45
TOTAL	7	100	14.3	1	17

**CAREER HIGHS - PUNT RETURNS**

Returns: 2, two times  
Yards: 45, vs. Stony Brook (9/7/19)  
TD: 1, vs. Stony Brook (9/7/19)  
Long Return: 45, vs. Stony Brook (9/7/19)

**CAREER STATS - KICKOFF RETURNS**

Year	Ret	Yds	Avg	TD	LG
2018	1	48	48.0	0	48
2019	1	22	22.0	0	22
TOTAL	2	70	35.0	0	48

**CAREER HIGHS - KICKOFF RETURNS**

Returns: 1, vs. Tennessee Tech (9/13/18)  
Yards: 48, vs. North Texas (12/15/18)  
Long Return: 48, vs. North Texas (12/15/18)

**GAME-BY-GAME RECEIVING**

2019	G/GS	Rec	Yds	Avg	TD	LG
at WF	1/0	2	59	29.5	1	56
SB	1/0	5	77	15.4	1	45
at SDSU	1/0	2	2	1.0	0	2
CSU	1/0	3	55	18.3	1	37
at LSU	1/0	2	18	9.0	0	10
NEV	1/1	4	46	11.5	0	15
at AFA	1/1	6	26	4.3	0	10
BYU	1/1	2	10	5.0	0	9
at FS	1/1	4	79	19.8	0	62
WYO	1/1	4	51	12.8	0	18
at BSU	1/0	2	62	31.0	0	47
at UNM	0/0	0	0	0.0	0	0

2018	G/GS	Rec	Yds	Avg	TD	LG
at MSU	1/0	0	0	0.0	0	0
NMSU	1/0	2	15	7.5	0	8
TTU	1/0	1	7	7.0	0	7
AFA	1/0	1	8	8.0	0	8
at BYU	1/0	0	0	0.0	0	0
UNLV	1/0	1	12	12.0	0	12
at WYO	1/0	0	0	0.0	0	0
UNM	1/0	1	7	7.0	0	7
at UH	1/0	2	11	5.5	0	6
SJSU	1/0	0	0	0.0	0	0
at CSU	1/0	0	0	0.0	0	0
at BSU	1/0	1	5	5.0	0	5
vs. UNT	1/0	0	0	0.0	0	0

**GAME-BY-GAME RUSHING**

2019	G	Att	Yds	Avg	TD	LG
at WF	1	0	0	0	0	0
SB	1	0	0	0	0	0
at SDSU	1	0	0	0	0	0
CSU	1	0	0	0	0	0
at LSU	1	0	0	0	0	0
NEV	1	0	0	0	0	0
at AFA	1	0	0	0	0	0
BYU	1	2	9	4.5	0	9
at FS	1	1	0	0.0	0	0
WYO	1	1	1	1.0	0	1
BSU	1	1	10	10.0	0	10
at UNM	0	0	0	0	0	0

2018	G	Att	Yds	Avg	TD	LG
at MSU	1	0	0	0.0	0	0
NMSU	1	0	0	0.0	0	0
TTU	1	1	27	27.0	0	27
AFA	1	0	0	0.0	0	0
at BYU	1	1	3	3.0	0	3
UNLV	1	0	0	0.0	0	0
at WYO	1	0	0	0.0	0	0
UNM	1	0	0	0.0	0	0
at UH	1	0	0	0.0	0	0
SJSU	1	0	0	0.0	0	0
at CSU	1	0	0	0.0	0	0
at BSU	1	0	0	0.0	0	0
vs. UNT	1	0	0	0.0	0	0

**GAME-BY-GAME PUNT RETURNS**

2019	Ret	Yds	Avg	TD	LG
at WF	0	0	0.0	0	0
SB	1	45	45.0	1	45
at SDSU	0	0	0.0	0	0

CSU	0	0	0.0	0	0
at LSU	0	0	0.0	0	0
NEV	0	0	0.0	0	0
at AFA	0	0	0.0	0	0
BYU	0	0	0.0	0	0
at FS	0	0	0.0	0	0
WYO	0	0	0.0	0	0
BSU	0	0	0.0	0	0
at UNM	0	0	0.0	0	0

2018	Ret	Yds	Avg	TD	LG
at MSU	0	0	0.0	0	0
NMSU	1	2	2.0	0	2
TTU	1	17	17.0	0	17
AFA	0	0	0.0	0	0
at BYU	0	0	0.0	0	0
UNLV	2	25	12.5	0	0
at WYO	0	0	0.0	0	0
UNM	0	0	0.0	0	0
at UH	0	0	0.0	0	0
SJSU	0	0	0.0	0	0
at CSU	2	11	5.5	0	9
at BSU	0	0	0.0	0	0
vs. UNT	0	0	0.0	0	0

**GAME-BY-GAME KICKOFF RETURNS**

2019	Ret	Yds	Avg	TD	LG
at WF	0	0	0.0	0	0
SB	0	0	0.0	0	0
at SDSU	0	0	0.0	0	0
CSU	0	0	0.0	0	0
at LSU	0	0	0.0	0	0
NEV	0	0	0.0	0	0
at AFA	0	0	0.0	0	0
BYU	0	0	0.0	0	0
at FS	0	0	0.0	0	0
WYO	0	0	0.0	0	0
BSU	1	22	22.0	0	22
at UNM	0	0	0.0	0	0

2018	Ret	Yds	Avg	TD	LG
at MSU	0	0	0.0	0	0
NMSU	0	0	0.0	0	0
TTU	1	20	20.0	0	20
AFA	0	0	0.0	0	0
at BYU	0	0	0.0	0	0
UNLV	0	0	0.0	0	0
at WYO	0	0	0.0	0	0
UNM	0	0	0.0	0	0
at UH	0	0	0.0	0	0
SJSU	0	0	0.0	0	0
at CSU	0	0	0.0	0	0
at BSU	0	0	0.0	0	0
vs. UNT	0	48	48.0	0	48



**14 - ZAHODRI JACKSON**  
CB • 5-10 • 185 • SO-1L  
Sarasota, Fla.  
(Riverview HS)

**CAREER STATS - DEFENSE**

Year	G/GS	UA-AT-TT	TFL	Sack	INT	PB	FF	FR
2018	13/1	5-1-6	0.0-0	0.0-0	0-0	0	0	0
2019	2/1	1-3-4	0.0-0	0.0-0	0-0	1	0	0
TOTAL	15/2	6-4-10	0.0-0	0.0-0	0-0	1	0	0

**CAREER HIGHS - DEFENSE**

Tackles: 4, at Wake Forest (8/30/19)  
PBU: 1, at Wake Forest (8/30/19)

**GAME-BY-GAME DEFENSE**

2019	G/GS	U-A-T	TFL	Sack	INT	PB	QH	F/R
at WF	1/1	1-3-4	0.0-0	0.0-0	0	1	0	0/0
SB	0/0	0.0-0	0.0-0	0.0-0	0	0	0	0/0
at SDSU	0/0	0-0-0	0.0-0	0.0-0	0	0	0	0/0



CSU	0/0	0-0-0	0.0-0	0.0-0	0	0	0	0/0
at LSU	0/0	0-0-0	0.0-0	0.0-0	0	0	0	0/0
NEV	0/0	0-0-0	0.0-0	0.0-0	0	0	0	0/0
at AFA	0/0	0-0-0	0.0-0	0.0-0	0	0	0	0/0
BYU	0/0	0-0-0	0.0-0	0.0-0	0	0	0	0/0
at FS	0/0	0-0-0	0.0-0	0.0-0	0	0	0	0/0
WYO	0/0	0-0-0	0.0-0	0.0-0	0	0	0	0/0
BSU	1/0	0-0-0	0.0-0	0.0-0	0	0	0	0/0
at UNM	0/0	0-0-0	0.0-0	0.0-0	0	0	0	0/0

2018	G/GS	U-A-T	TFL	Sack	INT	PB	QH	F/R
at MSU	1/0	0-0-0	0.0-0	0.0-0	0	0	0	0/0
NMSU	1/0	1-0-1	0.0-0	0.0-0	0	0	0	0/0
TTU	1/0	1-0-1	0.0-0	0.0-0	0	0	0	0/0
AFA	1/0	0-0-0	0.0-0	0.0-0	0	0	0	0/0
at BYU	1/0	0-0-0	0.0-0	0.0-0	0	0	0	0/0
UNLV	1/0	0-0-0	0.0-0	0.0-0	0	0	0	0/0
at WYO	1/0	0-1-1	0.0-0	0.0-0	0	0	0	0/0
UNM	1/0	0-0-0	0.0-0	0.0-0	0	0	0	0/0
at UH	1/0	1-0-1	0.0-0	0.0-0	0	0	0	0/0
SJSU	1/0	0-0-0	0.0-0	0.0-0	0	0	0	0/0
at CSU	1/0	1-0-1	0.0-0	0.0-0	0	0	0	0/0
at BSU	1/0	1-0-1	0.0-0	0.0-0	0	0	0	0/0
vs. UNT	1/1	0-0-0	0.0-0	0.0-0	0	0	0	0/0




**15 - SIMON THOMPSON**  
 LB • 6-1 • 205 • FR-HS  
 Salem, Ore.  
 (West Salem HS)

### CAREER STATS - DEFENSE

Year	G/GS	UA-AT-TT	TFL	Sack	INT	PB	FF	FR
2019	1/0	0-0-0	0.0-0	0.0-0	0-0	0	0	0

### GAME-BY-GAME DEFENSE

2019	G/GS	U-A-T	TFL	Sack	INT	PB	QH	F/R
at WF	0/0	0-0-0	0.0-0	0.0-0	0	0	0	0/0
SB	0/0	0-0-0	0.0-0	0.0-0	0	0	0	0/0
at SDSU	0/0	0-0-0	0.0-0	0.0-0	0	0	0	0/0
CSU	0/0	0-0-0	0.0-0	0.0-0	0	0	0	0/0
at LSU	0/0	0-0-0	0.0-0	0.0-0	0	0	0	0/0
NEV	0/0	0-0-0	0.0-0	0.0-0	0	0	0	0/0
at AFA	0/0	0-0-0	0.0-0	0.0-0	0	0	0	0/0
BYU	0/0	0-0-0	0.0-0	0.0-0	0	0	0	0/0
at FS	0/0	0-0-0	0.0-0	0.0-0	0	0	0	0/0
WYO	1/0	0-0-0	0.0-0	0.0-0	0	0	0	0/0
BSU	0/0	0-0-0	0.0-0	0.0-0	0	0	0	0/0
at UNM	0/0	0-0-0	0.0-0	0.0-0	0	0	0	0/0



**16 - JORDAN NATHAN**  
 WR • 5-8 • 180 • JR-2L  
 Monrovia, Calif.  
 (Monrovia HS)

### CAREER STATS - RECEIVING

Year	G/GS	Rec	Yds	Avg	TD	Long
2017	13/12	25	324	13.0	2	75
2018	12/6	28	297	10.6	3	42
2019	11/10	43	479	11.1	1	52
TOTAL	36/28	86	1,100	12.8	6	75

### CAREER HIGHS - RECEIVING

Receptions: 7, two times  
 Yards: 133, vs. BYU (11/2/19)  
 Receiving TDs: 1, six times  
 Long Catch: 75, at UNLV (10/21/17)

### CAREER STATS - RUSHING

Year	Rush	Yds	Avg	TD	Long
2017	7	30	4.3	0	19
2018	1	-2	-2.0	0	0
2019	0	0	0.0	0	0
TOTAL	8	28	3.5	0	19

### CAREER HIGHS - RUSHING

Rushes: 3, at Wisconsin (9/1/17)  
 Rushing Yards: 15, at Wisconsin (9/1/17)  
 Long Rush: 19, at Wisconsin (9/1/17)

### CAREER STATS - PUNT RETURNS

Year	Ret	Yds	Avg	TD	Long
2017	23	196	8.5	0	70
2018	20	166	8.3	1	59
2019	7	68	9.7	0	21
TOTAL	50	430	8.6	1	70

### CAREER HIGHS - PUNT RETURNS

Returns: 6, vs. New Mexico State (12/29/17)  
 Yards: 92, at UNLV (10/21/17)  
 TD: 1, vs. Tennessee Tech (9/13/18)  
 Long Return: 70, at UNLV (10/21/17)

### CAREER STATS - KICKOFF RETURNS

Year	Ret	Yds	Avg	TD	LG
2018	1	5	5.0	0	5
2019	1	0	0.0	0	0
TOTAL	2	5	2.5	0	5

### CAREER HIGHS - KICKOFF RETURNS

Returns: 1, two times  
 Yards: 5, vs. UNLV (10/13/18)  
 Long Return: 5, vs. UNLV (10/13/18)

### GAME-BY-GAME RECEIVING

2019	G/GS	Rec	Yds	Avg	TD	LG
at WF	1/0	6	83	13.8	1	27
SB	1/1	3	33	11.0	0	26
at SDSU	1/1	4	20	5.0	0	12
CSU	1/1	2	2	1.0	0	4
at LSU	1/1	4	51	12.8	0	35
NEV	1/1	1	8	8.0	0	8
at AFA	1/1	1	11	11.0	0	11
BYU	1/1	7	133	19.0	0	52
at FS	1/1	4	68	17.0	0	36
WYO	1/1	4	24	6.0	0	11
at BSU	1/1	7	46	6.6	0	25
at UNM	0/0	0	0	0.0	0	0

2018	G/GS	Rec	Yds	Avg	TD	LG
at MSU	1/1	4	64	16.0	0	28
NMSU	1/1	2	17	8.5	0	15
TTU	1/1	3	30	10.0	0	12
AFA	1/1	2	23	11.5	0	15
at BYU	1/1	0	0	0.0	0	0
UNLV	1/0	2	19	9.5	1	24
at WYO	1/0	3	12	4.0	0	7
UNM	1/1	2	39	19.5	1	22
at UH	1/0	2	17	8.5	0	9
SJSU	1/0	3	47	15.7	1	42
at CSU	0/0	0	0	0.0	0	0
at BSU	1/0	3	17	5.7	0	11
vs. UNT	1/0	2	12	6.0	0	10

2017	G/GS	Rec	Yds	Avg	TD	LG
at WIS	1/1	3	23	7.7	0	15
ISU	1/1	6	63	10.5	1	19
at WF	1/1	2	13	6.5	0	8
at SJSU	1/1	5	34	6.8	0	21
BYU	1/1	0	0	0.0	0	0
CSU	1/1	0	10	10.0	0	0
WYO	1/1	0	0	0.0	0	0
at UNLV	1/1	3	92	30.7	1	75
BSU	1/1	2	45	22.5	0	34
at UNM	1/1	2	15	7.5	0	13
UH	1/1	1	14	14.0	0	14
at AFA	1/1	1	15	15.0	0	15
vs NMSU	0/0	0	0	0	0	0

### GAME-BY-GAME RUSHING

2019	Att	Yds	Avg	TD	LG
at WF	0	0	0	0	0

SB	0	0	0	0	0
at SDSU	0	0	0	0	0
CSU	0	0	0	0	0
at LSU	0	0	0	0	0
NEV	0	0	0	0	0
at AFA	0	0	0	0	0
BYU	0	0	0	0	0
at FS	0	0	0	0	0
WYO	0	0	0	0	0
BSU	0	0	0	0	0
at UNM	0	0	0	0	0

2018	Att	Yds	Avg	TD	LG
at MSU	0	0	0.0	0	0
NMSU	0	0	0.0	0	0
TTU	0	0	0.0	0	0
AFA	0	0	0.0	0	0
at BYU	0	0	0.0	0	0
UNLV	0	0	0.0	0	0
at WYO	0	0	0.0	0	0
UNM	0	0	0.0	0	0
at UH	0	0	0.0	0	0
SJSU	0	0	0.0	0	0
at CSU	0	0	0.0	0	0
at BSU	0	0	0.0	0	0
vs. UNT	1	-2	-2.0	0	0

2017	Att	Yds	Avg	TD	LG
at WIS	3	15	5.0	0	19
ISU	0	0	0.0	0	0
at WF	1	-2	-2.0	0	0
at SJSU	1	10	10.0	0	10
BYU	1	7	7.0	0	7
CSU	0	0	0.0	0	0
WYO	0	0	0.0	0	0
at UNLV	0	0	0.0	0	0
BSU	0	0	0.0	0	0
at UNM	0	0	0.0	0	0
UH	1	0	0.0	0	0
at AFA	0	0	0.0	0	0
vs NMSU	0	0	0.0	0	0

### GAME-BY-GAME PUNT RETURNS

2019	Ret	Yds	Avg	TD	LG
at WF	0	0	0.0	0	0
SB	2	27	13.5	0	21
at SDSU	0	0	0.0	0	0
CSU	1	-2	-2.0	0	0
at LSU	0	0	0.0	0	0
NEV	1	20	20.0	0	20
at AFA	0	0	0.0	0	0
BYU	1	0	0.0	0	0
at FS	1	8	8.0	0	8
WYO	1	15	15.0	0	15
BSU	0	0	0.0	0	0
at UNM	0	0	0.0	0	0

2018	Ret	Yds	Avg	TD	LG
at MSU	1	13	13.0	0	13
NMSU	3	45	15.0	0	35
TTU	3	74	24.7	1	59
AFA	1	1	1.0	0	1
at BYU	0	0	0.0	0	0
UNLV	0	0	0.0	0	0
at WYO	0	0	0.0	0	0
UNM	2	4	2.0	0	2
at UH	1	2	2.0	0	2
SJSU	1	-8	-8.0	0	0
at CSU	0	0	0.0	0	0
at BSU	2	21	10.5	0	22
vs. UNT	1	0	0.0	0	0

2017	Ret	Yds	Avg	TD	LG
at WIS	0	0	0.0	0	0
ISU	3	40	13.3	0	20





at WF	1	20	20.0	0	20
at SJSU	0	0	0.0	0	0
BYU	2	1	0.5	0	2
CSU	2	10	5.0	0	7
WYO	1	10	10.0	0	10
at UNLV	2	92	46.0	0	70
BSU	3	-3	-1.0	0	1
at UNM	1	8	8.0	0	8
UH	2	2	1.0	0	6
at AFA	0	0	0.0	0	0
vs NMSU	6	16	0.4	0	5

**GAME-BY-GAME KICKOFF RETURNS**

2019	Ret	Yds	Avg	TD	LG
at WF	0	0	0.0	0	0
SB	0	0	0.0	0	0
at SDSU	0	0	0.0	0	0
CSU	0	0	0.0	0	0
at LSU	0	0	0.0	0	0
NEV	1	0	0.0	0	0
at AFA	0	0	0.0	0	0
BYU	0	0	0.0	0	0
at FS	0	0	0.0	0	0
WYO	0	0	0.0	0	0
BSU	0	0	0.0	0	0
at UNM	0	0	0.0	0	0

2018	Ret	Yds	Avg	TD	LG
at MSU	0	0	0.0	0	0
NMSU	0	0	0.0	0	0
TTU	0	0	0.0	0	0
AFA	0	0	0.0	0	0
at BYU	0	0	0.0	0	0
UNLV	1	5	5.0	0	5
at WYO	0	0	0.0	0	0
UNM	0	0	0.0	0	0
at UH	0	0	0.0	0	0
SJSU	0	0	0.0	0	0
at CSU	0	0	0.0	0	0
at BSU	0	0	0.0	0	0
vs. UNT	0	0	0.0	0	0



**17 - TAYLOR COMPTON**

WR • 5-8 • 175 • JR-1L

Logan, Utah  
(Logan HS)

**CAREER STATS - RECEIVING**

Year	G/GS	Rec	Yds	Avg	TD	Long
2017	2/0	0	0	0.0	0	0
2018	13/0	8	58	7.2	0	11
2019	10/1	13	118	9.1	0	21
<b>TOTAL</b>	<b>25/1</b>	<b>21</b>	<b>176</b>	<b>8.4</b>	<b>0</b>	<b>21</b>

**CAREER HIGHS - RECEIVING**

Receptions: 3, two times  
Receiving Yards: 38, vs. Wyoming (11/16/19)  
Long Catch: 21, vs. Wyoming (11/16/19)

**GAME-BY-GAME RECEIVING**

2019	G/GS	Rec	Yds	Avg	TD	LG
at WF	1/0	1	0	0.0	0	0
SB	1/0	2	35	17.5	0	18
at SDSU	1/0	1	14	14.0	0	14
CSU	1/0	0	0	0.0	0	0
at LSU	0/0	0	0	0.0	0	0
NEV	1/0	2	5	2.5	0	4
at AFA	1/0	0	0	0.0	0	0
BYU	1/0	2	10	5.0	0	6
at FS	1/0	1	5	5.0	0	5
WYO	1/1	3	38	12.7	0	21
at BSU	1/0	1	11	11.0	0	11
at UNM	0/0	0	0	0.0	0	0

2018	G/GS	Rec	Yds	Avg	TD	LG
at MSU	1/0	0	0	0.0	0	0
NMSU	1/0	0	0	0.0	0	0
TTU	1/0	0	0	0.0	0	0
AFA	1/0	1	10	10.0	0	10
at BYU	1/0	0	0	0.0	0	0
UNLV	1/0	1	5	5.0	0	5
at WYO	1/0	0	0	0.0	0	0
UNM	1/0	2	11	5.5	0	8
at UH	1/0	1	11	11.0	0	11
SJSU	1/0	3	21	7.0	0	11
at CSU	1/0	0	0	0.0	0	0
at BSU	1/0	0	0	0.0	0	0
vs. UNT	1/0	0	0	0.0	0	0

2017	G/GS	Rec	Yds	Avg	TD	LG
at WIS	0/0	0	0	0.0	0	0
ISU	1/0	0	0	0.0	0	0
at WF	0/0	0	0	0.0	0	0
at SJSU	0/0	0	0	0.0	0	0
BYU	0/0	0	0	0.0	0	0
CSU	0/0	0	0	0.0	0	0
WYO	1/0	0	0	0.0	0	0
at UNLV	0/0	0	0	0.0	0	0
BSU	0/0	0	0	0.0	0	0
at UNM	0/0	0	0	0.0	0	0
UH	0/0	0	0	0.0	0	0
at AFA	0/0	0	0	0.0	0	0
vs NMSU	0/0	0	0	0.0	0	0



**18 - CAM LAMPKIN**

CB • 5-9 • 170 • FR-HS

Mesquite, Texas  
(Poteet HS)

**CAREER STATS - DEFENSE**

Year	G/GS	UA-AT-TT	TFL	Sack	INT	PB	FF	FR
2019	11/2	8-1-9	0.0-0	0.0-0	1-0	2	0	0

**CAREER HIGHS - DEFENSE**

Tackles: 2, two times  
INT: 1, vs. BYU (11/2/19)  
PBU: 1, two times

**GAME-BY-GAME DEFENSE**

2019	G/GS	U-A-T	TFL	Sack	INT	PB	QH	F/R
at WF	1/0	2-0-2	0.0-0	0.0-0	0	1	0	0/0
SB	1/1	2-0-2	0.0-0	0.0-0	0	1	0	0/0
at SDSU	1/0	0-0-0	0.0-0	0.0-0	0	0	0	0/0
CSU	1/0	0-0-0	0.0-0	0.0-0	0	0	0	0/0
at LSU	1/0	1-0-1	0.0-0	0.0-0	0	0	0	0/0
NEV	1/0	1-0-1	0.0-0	0.0-0	0	0	0	0/0
at AFA	1/1	0-0-0	0.0-0	0.0-0	0	0	0	0/0
BYU	1/0	0-1-1	0.0-0	0.0-0	1	0	0	0/0
at FS	1/0	1-0-1	0.0-0	0.0-0	0	0	0	0/0
WYO	1/0	0-0-0	0.0-0	0.0-0	0	0	0	0/0
BSU	1/0	1-0-1	0.0-0	0.0-0	0	0	0	0/0
at UNM	0/0	0-0-0	0.0-0	0.0-0	0	0	0	0/0



**19 - SEAN CARTER**

WR • 6-2 • 195 • JR-JC

Westlake Village, Calif.  
(Westlake HS)  
(Fullerton JC)

**CAREER STATS - RECEIVING**

Year	G/GS	Rec	Yds	Avg	TD	Long
2019	6/0	1	17	17.0	0	17

**CAREER HIGHS - RECEIVING**

Receptions: 1, vs. Boise State (11/23/19)  
Receiving Yards: 17, vs. Boise State (11/23/19)  
Long Catch: 17, vs. Boise State (11/23/19)

**GAME-BY-GAME RECEIVING**

2019	G/GS	Rec	Yds	Avg	TD	LG
at WF	0/0	0	0	0.0	0	0
SB	1/0	0	0	0.0	0	0

at SDSU	0/0	0	0	0.0	0	0
CSU	0/0	0	0	0.0	0	0
at LSU	1/0	0	0	0.0	0	0
NEV	1/0	0	0	0.0	0	0
at AFA	1/0	0	0	0.0	0	0
BYU	1/0	0	0	0.0	0	0
at FS	0/0	0	0	0.0	0	0
WYO	0/0	0	0	0.0	0	0
at BSU	1/0	1	17	17.0	0	17
at UNM	0/0	0	0	0.0	0	0



**20 - JAYLEN WARREN**

RB • 5-8 • 215 • JR-JC

Salt Lake City, Utah  
(East HS)  
(Snow College)

**CAREER STATS - RUSHING**

Year	G/GS	Rush	Yds	Avg	TD	Long
2019	10/0	96	521	5.4	5	59

**CAREER HIGHS - RUSHING**

Rushes: 19, at Wake Forest (8/30/19)  
Rushing Yards: 141, at Wake Forest (8/30/19)  
TDs: 2, vs. Stony Brook (9/7/19)  
Long Rush: 59, at Wake Forest (8/30/19)

**CAREER STATS - RECEIVING**

Year	Rec	Yds	Avg	TD	Long
2019	12	152	12.7	0	31

**CAREER HIGHS - RECEIVING**

Receptions: 3, at San Diego State (9/21/19)  
Yards: 40, at San Diego State (9/21/19)  
Long Catch: 31, at Air Force (9/26/19)

**GAME-BY-GAME RUSHING**

2019	G/GS	Att	Yds	Avg	TD	LG
at WF	1/0	19	141	7.4	1	59
SB	1/0	9	105	11.7	2	54
at SDSU	1/0	17	74	4.4	1	12
CSU	1/0	5	15	3.0	0	5
at LSU	0/0	0	0	0	0	0
NEV	1/0	12	73	6.1	0	25
at AFA	1/0	2	4	2.0	0	2
BYU	1/0	2	2	1.0	0	3
at FS	1/0	12	30	2.5	1	9
WYO	1/0	10	38	3.8	0	16
BSU	1/0	8	39	4.9	0	13
at UNM	0/0	0	0	0	0	0

**GAME-BY-GAME RECEIVING**

2019	Rec	Yds	Avg	TD	LG
at WF	1	1	1.0	0	1
SB	2	27	13.5	0	25
at SDSU	3	40	13.3	0	30
CSU	1	9	9.0	0	9
at LSU	0	0	0.0	0	0
NEV	1	11	11.0	0	11
at AFA	1	31	31.0	0	31
BYU	1	0	0.0	0	0
at FS	2	31	15.5	0	26
WYO	0	0	0.0	0	0
BSU	1	2	2.0	0	2
at UNM	0	0	0.0	0	0



**21 - ANDRE GRAYSON**

CB • 5-8 • 175 • SO-1L

Rancho Cucamonga, Calif.  
(Etiwanda HS)

**CAREER STATS - DEFENSE**

Year	G/GS	UA-AT-TT	TFL	Sack	INT	PB	FF	FR
2018	12/0	1-3-4	0.0-0	0.0-0	0-0	2	0	0
2019	11/5	24-13-37	2.0-14	1.0-10	1-0	6	2	0
<b>TOTAL</b>	<b>23/5</b>	<b>25-16-41</b>	<b>2.0-14</b>	<b>1.0-10</b>	<b>1-0</b>	<b>8</b>	<b>2</b>	<b>0</b>



### CAREER HIGHS - DEFENSE

Tackles: 9, vs. Nevada (10/19/19)  
 TFL: 2.0, vs. Nevada (10/19/19)  
 Sacks: 1.0, TFL: 3.0, two times  
 INT: 1, vs. Stony Brook (9/7/19)  
 PBU: 3, vs. Nevada (10/19/19)  
 FF: 2, vs. Nevada (10/19/19)

### GAME-BY-GAME DEFENSE

2019	G/GS	U-A-T	TFL	Sack	INT	PB	QH	F/R
at WF	1/1	1-0-1	0.0-0	0.0-0	0	1	0	0/0
SB	1/0	2-1-3	0.0-0	0.0-0	1	0	0	0/0
at SDSU	1/0	2-0-2	0.0-0	0.0-0	0	0	0	0/0
CSU	1/1	0-2-2	0.0-0	0.0-0	0	1	0	0/0
at LSU	1/1	2-4-6	0.0-0	0.0-0	0	0	0	0/0
NEV	1/1	8-1-9	2.0-14	1.0-10	0	3	0	2/0
at AFA	1/0	3-2-5	0.0-0	0.0-0	0	0	0	0/0
BYU	1/0	2-2-4	0.0-0	0.0-0	0	0	0	0/0
at FS	1/0	2-0-2	0.0-0	0.0-0	0	0	0	0/0
WYO	1/1	1-0-1	0.0-0	0.0-0	0	1	0	0/0
BSU	1/0	2-1-3	0.0-0	0.0-0	0	0	0	0/0
at UNM	0/0	0-0-0	0.0-0	0.0-0	0	0	0	0/0

2018	G/GS	U-A-T	TFL	Sack	INT	PB	QH	F/R
at MSU	0/0	0-0-0	0.0-0	0.0-0	0	0	0	0/0
NMSU	1/0	0-1-1	0.0-0	0.0-0	0	0	0	0/0
TTU	1/0	0-1-1	0.0-0	0.0-0	0	0	0	0/0
AFA	1/0	0-0-0	0.0-0	0.0-0	0	0	0	0/0
at BYU	1/0	0-0-0	0.0-0	0.0-0	0	0	0	0/0
UNLV	1/0	0-1-1	0.0-0	0.0-0	0	0	0	0/0
at WYO	1/0	0-0-0	0.0-0	0.0-0	0	0	0	0/0
UNM	1/0	1-0-1	0.0-0	0.0-0	0	0	0	0/0
at UH	1/0	0-0-0	0.0-0	0.0-0	0	2	0	0/0
SJSU	1/0	0-0-0	0.0-0	0.0-0	0	0	0	0/0
at CSU	1/0	0-0-0	0.0-0	0.0-0	0	0	0	0/0
at BSU	1/0	0-0-0	0.0-0	0.0-0	0	0	0	0/0
vs. UNT	1/0	0-0-0	0.0-0	0.0-0	0	0	0	0/0



**22 - MICHAEL ANYANWU**  
 CB • 5-9 • 180 • FR-RS  
 Covina, Calif.  
 (Charter Oak HS)

### CAREER STATS - DEFENSE

Year	G/GS	UA-AT-TT	TFL	Sack	INT	PB	FF	FR
2019	5/0	1-0-1	0.0-0	0.0-0	0-0	0	0	0

### CAREER HIGHS - DEFENSE

Tackles: 1, at San Diego State (9/21/19)

### GAME-BY-GAME DEFENSE

2019	G/GS	U-A-T	TFL	Sack	INT	PB	QH	F/R
at WF	1/0	0-0-0	0.0-0	0.0-0	0	0	0	0/0
SB	1/0	0-0-0	0.0-0	0.0-0	0	0	0	0/0
at SDSU	1/0	1-0-1	0.0-0	0.0-0	0	0	0	0/0
CSU	1/0	0-0-0	0.0-0	0.0-0	0	0	0	0/0
at LSU	1/0	0-0-0	0.0-0	0.0-0	0	0	0	0/0
NEV	0/0	0-0-0	0.0-0	0.0-0	0	0	0	0/0
at AFA	0/0	0-0-0	0.0-0	0.0-0	0	0	0	0/0
BYU	0/0	0-0-0	0.0-0	0.0-0	0	0	0	0/0
at FS	0/0	0-0-0	0.0-0	0.0-0	0	0	0	0/0
WYO	0/0	0-0-0	0.0-0	0.0-0	0	0	0	0/0
BSU	0/0	0-0-0	0.0-0	0.0-0	0	0	0	0/0
at UNM	0/0	0-0-0	0.0-0	0.0-0	0	0	0	0/0



**23 - DOMINIC TATUM**  
 CB • 6-2 • 180 • FR-HS  
 Culver City, Calif.  
 (Culver City HS)

### CAREER STATS - DEFENSE

Year	G/GS	UA-AT-TT	TFL	Sack	INT	PB	FF	FR
2019	4/0	3-0-3	0.0-0	0.0-0	0-0	2	0	0

### CAREER HIGHS - DEFENSE

Tackles: 2, vs. Stony Brook (9/7/19)  
 PBU: 1, two times

### GAME-BY-GAME DEFENSE

2019	G/GS	U-A-T	TFL	Sack	INT	PB	QH	F/R
at WF	0/0	0-0-0	0.0-0	0.0-0	0	0	0	0/0
SB	1/0	2-0-2	0.0-0	0.0-0	0	1	0	0/0
at SDSU	0/0	0-0-0	0.0-0	0.0-0	0	0	0	0/0
CSU	0/0	0-0-0	0.0-0	0.0-0	0	0	0	0/0
at LSU	0/0	0-0-0	0.0-0	0.0-0	0	0	0	0/0
NEV	1/0	0-0-0	0.0-0	0.0-0	0	1	0	0/0
at AFA	1/0	1-0-1	0.0-0	0.0-0	0	0	0	0/0
BYU	0/0	0-0-0	0.0-0	0.0-0	0	0	0	0/0
at FS	1/0	0-0-0	0.0-0	0.0-0	0	0	0	0/0
WYO	0/0	0-0-0	0.0-0	0.0-0	0	0	0	0/0
BSU	0/0	0-0-0	0.0-0	0.0-0	0	0	0	0/0
at UNM	0/0	0-0-0	0.0-0	0.0-0	0	0	0	0/0



**24 - DALTON BAKER**  
 DE • 6-5 • 245 • SR-3L  
 Payson, Utah  
 (Payson HS)

### CAREER STATS - DEFENSE

Year	G/GS	UA-AT-TT	TFL	Sack	INT	PB	FF	FR
2016	8/0	0-0-0	0.0-0	0.0-0	0-0	0	0	0
2017	13/4	10-20-30	1.0-3	0.0-0	0-0	0	0	0
2018	13/1	7-20-27	1.0-2	0.0-0	0-0	0	1	0
2019	11/3	6-9-15	1.5-4	0.0-0	0-0	2	0	1
<b>TOTAL</b>	<b>45/8</b>	<b>23-49-72</b>	<b>3.5-9</b>	<b>0.0-0</b>	<b>0-0</b>	<b>2</b>	<b>1</b>	<b>1</b>

### CAREER HIGHS - DEFENSE

Tackles: 8, vs. Air Force (9/22/18)  
 TFL: 1.0, three times  
 PBU: 1, two times  
 FF: 1, vs. Tennessee Tech (9/13/18)  
 FR: 1, vs. Colorado State (9/28/19)  
 QBH: 1, six times

### GAME-BY-GAME DEFENSE

2019	G/GS	U-A-T	TFL	Sack	INT	PB	QH	F/R
at WF	1/0	0-2-2	0.5-1	0.0-0	0	0	0	0/0
SB	1/0	0-1-1	0.0-0	0.0-0	0	1	1	0/0
at SDSU	1/0	1-0-1	0.0-0	0.0-0	0	0	0	0/0
CSU	1/1	0-3-3	0.0-0	0.0-0	0	1	0	0/1
at LSU	1/1	0-0-0	0.0-0	0.0-0	0	0	0	0/0
NEV	1/0	1-1-2	0.0-0	0.0-0	0	0	1	0/0
at AFA	1/0	2-1-3	0.0-0	0.0-0	0	0	0	0/0
BYU	1/0	1-0-1	1.0-3	0.0-0	0	0	0	0/0
at FS	1/0	0-1-1	0.0-0	0.0-0	0	0	0	0/0
WYO	1/0	1-0-1	0.0-0	0.0-0	0	0	0	0/0
BSU	1/0	0-0-0	0.0-0	0.0-0	0	0	0	0/0
at UNM	0/0	0-0-0	0.0-0	0.0-0	0	0	0	0/0

2018	G/GS	U-A-T	TFL	Sack	INT	PB	QH	F/R
at MSU	1/0	1-2-3	0.0-0	0.0-0	0	0	0	0/0
NMSU	1/0	0-1-1	0.0-0	0.0-0	0	0	0	0/0
TTU	1/0	1-2-3	0.0-0	0.0-0	0	0	0	1/0
AFA	1/1	2-6-8	1.0-2	0.0-0	0	0	1	0/0
at BYU	1/0	1-0-1	0.0-0	0.0-0	0	0	0	0/0
UNLV	1/0	0-3-3	0.0-0	0.0-0	0	0	0	0/0
at WYO	1/0	1-1-2	0.0-0	0.0-0	0	0	0	0/0
UNM	1/0	0-0-0	0.0-0	0.0-0	0	0	1	0/0
at UH	1/0	0-1-1	0.0-0	0.0-0	0	0	0	0/0
SJSU	1/0	0-1-1	0.0-0	0.0-0	0	0	0	0/0
at CSU	1/0	0-1-1	0.0-0	0.0-0	0	0	1	0/0
at BSU	1/0	1-1-2	0.0-0	0.0-0	0	0	0	0/0
vs. UNT	1/0	0-1-1	0.0-0	0.0-0	0	0	0	0/0

2017	G/GS	U-A-T	TFL	Sack	INT	PB	QH	F/R
at WIS	1/0	1-2-3	0.0-0	0.0-0	0	0	0	0/0
ISU	1/1	0-3-3	0.0-0	0.0-0	0	0	1	0/0
at WF	1/0	1-1-2	0.0-0	0.0-0	0	0	0	0/0
at SJSU	1/0	1-1-2	0.0-0	0.0-0	0	0	0	0/0
BYU	1/0	0-1-1	0.0-0	0.0-0	0	0	0	0/0

CSU	1/0	1-6-7	0.0-0	0.0-0	0	0	0	0/0
WYO	1/1	0-0-0	0.0-0	0.0-0	0	0	0	0/0
at UNLV	1/1	0-0-0	0.0-0	0.0-0	0	0	0	0/0
BSU	1/1	1-0-1	0.0-0	0.0-0	0	0	0	0/0
at UNM	1/0	2-4-6	0.0-0	0.0-0	0	0	0	0/0
UH	1/0	1-0-1	0.0-0	0.0-0	0	0	0	0/0
at AFA	1/0	1-0-1	0.0-0	0.0-0	0	0	0	0/0
vs NMSU	1/0	0-0-0	0.0-0	0.0-0	0	0	0	0/0

2016	G/GS	U-A-T	TFL	Sack	INT	PD	QH	F/R
WSU	1/0	0-0-0	0.0-0	0.0-0	0	0	0	0/0
at USC	1/0	0-0-0	0.0-0	0.0-0	0	0	0	0/0
ASU	1/0	0-0-0	0.0-0	0.0-0	0	0	0	0/0
AFA	1/0	0-0-0	0.0-0	0.0-0	0	0	0	0/0
at BSU	1/0	0-0-0	0.0-0	0.0-0	0	0	0	0/0
at CSU	0/0	0-0-0	0.0-0	0.0-0	0	0	0	0/0
FS	0/0	0-0-0	0.0-0	0.0-0	0	0	0	0/0
SDSU	0/0	0-0-0	0.0-0	0.0-0	0	0	0	0/0
at WYO	0/0	0-0-0	0.0-0	0.0-0	0	0	0	0/0
UNM	1/0	0-0-0	0.0-0	0.0-0	0	0	0	0/0
at NEV	1/0	0-0-0	0.0-0	0.0-0	0	0	0	0/0
at BYU	1/0	0-0-0	0.0-0	0.0-0	0	0	0	0/0



**25 - JARROD GREEN**  
 CB • 5-11 • 180 • SO-1L  
 Elk Grove, Calif.  
 (Cosumnes Oaks HS)

### CAREER STATS - DEFENSE

Year	G/GS	UA-AT-TT	TFL	Sack	INT	PB	FF	FR
2018	11/0	1-3-4	0.0-0	0.0-0	0-0	0	0	0
2019	11/0	1-1-2	0.0-0	0.0-0	0-0	0	0	0
<b>TOTAL</b>	<b>22/0</b>	<b>2-4-6</b>	<b>0.0-0</b>	<b>0.0-0</b>	<b>0-0</b>	<b>0</b>	<b>0</b>	<b>0</b>

### CAREER HIGHS - DEFENSE

Tackles: 2, vs. New Mexico State (9/8/18)

### GAME-BY-GAME DEFENSE

2019	G/GS	U-A-T	TFL	Sack	INT	PB	QH	F/R
at WF	1/0	1-0-1	0.0-0	0.0-0	0	0	0	0/0
SB	1/0	0-0-0	0.0-0	0.0-0	0	0	0	0/0
at SDSU	1/0	0-0-0	0.0-0	0.0-0	0	0	0	0/0
CSU	1/0	0-0-0	0.0-0	0.0-0	0	0	0	0/0
at LSU	1/0	0-0-0	0.0-0	0.0-0	0	0	0	0/0
NE								





**26 - CHASE NELSON**  
 RB • 5-10 • 200 • JR-1L  
 Logan, Utah  
 (Logan HS)

**CAREER STATS - RUSHING**

Year	G/GS	Rush	Yds	Avg	TD	Long
2019	11/0	0	0	0.0	0	0

**CAREER STATS - RECEIVING**

Year	Rec	Yds	Avg	TD	Long
2019	0	0	0.0	0	0

**GAME-BY-GAME RUSHING**

2019	G/GS	Att	Yds	Avg	TD	LG
at WF	1/0	0	0	0	0	0
SB	1/0	0	0	0	0	0
at SDSU	1/0	0	0	0	0	0
CSU	1/0	0	0	0	0	0
at LSU	1/0	0	0	0	0	0
NEV	1/0	0	0	0	0	0
at AFA	1/0	0	0	0	0	0
BYU	1/0	0	0	0	0	0
at FS	1/0	0	0	0	0	0
WYO	1/0	0	0	0	0	0
BSU	1/0	0	0	0	0	0
at UNM	0/0	0	0	0	0	0

**GAME-BY-GAME RECEIVING**

2019	Rec	Yds	Avg	TD	LG
at WF	0	0	0.0	0	0
SB	0	0	0.0	0	0
at SDSU	0	0	0.0	0	0
CSU	0	0	0.0	0	0
at LSU	0	0	0.0	0	0
NEV	0	0	0.0	0	0
at AFA	0	0	0.0	0	0
BYU	0	0	0.0	0	0
at FS	0	0	0.0	0	0
WYO	0	0	0.0	0	0
BSU	0	0	0.0	0	0
at UNM	0	0	0.0	0	0

**CAREER STATS - DEFENSE**

Year	G/GS	UA-AT-TT	TFL	Sack	INT	PB	FF	FR
2018	13/0	10-6-16	1.0-7	1.0-7	0-0	0	1	0
2019	11/0	2-2-4	0.0-0	0.0-0	0-0	0	0	0
<b>TOTAL</b>	<b>24/0</b>	<b>12-8-20</b>	<b>1.0-7</b>	<b>1.0-7</b>	<b>0-0</b>	<b>0</b>	<b>1</b>	<b>0</b>

**CAREER HIGHS - DEFENSE**

Tackles: 6, vs. Tennessee Tech (9/13/18)  
 Sacks: 1.0, vs. Tennessee Tech (9/13/18)  
 TFL: 1.0, vs. Tennessee Tech (9/13/18)  
 FF: 1, vs. New Mexico (10/27/18)

**GAME-BY-GAME DEFENSE**

2019	G/GS	U-A-T	TFL	Sack	INT	PB	QH	F/R
at WF	1/0	0-0-0	0.0-0	0.0-0	0	0	0	0/0
SB	1/0	1-0-1	0.0-0	0.0-0	0	0	0	0/0
at SDSU	1/0	0-0-0	0.0-0	0.0-0	0	0	0	0/0
CSU	1/0	0-0-0	0.0-0	0.0-0	0	0	0	0/0
at LSU	1/0	0-0-0	0.0-0	0.0-0	0	0	0	0/0
NEV	1/0	0-2-2	0.0-0	0.0-0	0	0	0	0/0
at AFA	1/0	0-0-0	0.0-0	0.0-0	0	0	0	0/0
BYU	1/0	0-0-0	0.0-0	0.0-0	0	0	0	0/0
at FS	1/0	0-0-0	0.0-0	0.0-0	0	0	0	0/0
WYO	1/0	1-0-1	0.0-0	0.0-0	0	0	0	0/0
BSU	1/0	0-0-0	0.0-0	0.0-0	0	0	0	0/0
at UNM	0/0	0-0-0	0.0-0	0.0-0	0	0	0	0/0
2018	G/GS	U-A-T	TFL	Sack	INT	PB	QH	F/R
at MSU	1/0	0-0-0	0.0-0	0.0-0	0	0	0	0/0
NMSU	1/0	0-0-0	0.0-0	0.0-0	0	0	0	0/0
TTU	1/0	2-4-6	1.0-7	1.0-7	0	0	0	0/0
AFA	1/0	1-0-1	0.0-0	0.0-0	0	0	0	0/0
at BYU	1/0	2-0-2	0.0-0	0.0-0	0	0	0	0/0

UNLV	1/0	1-0-1	0.0-0	0.0-0	0	0	0	0/0
at WYO	1/0	0-0-0	0.0-0	0.0-0	0	0	0	0/0
UNM	1/0	1-1-2	0.0-0	0.0-0	0	0	0	1/0
at UH	1/0	1-1-2	0.0-0	0.0-0	0	0	0	0/0
SJSU	1/0	1-0-1	0.0-0	0.0-0	0	0	0	0/0
at CSU	1/0	1-0-1	0.0-0	0.0-0	0	0	0	0/0
at BSU	1/0	0-0-0	0.0-0	0.0-0	0	0	0	0/0
vs. UNT	1/0	0-0-0	0.0-0	0.0-0	0	0	0	0/0



**27 - ENOCH NAWAHINE**  
 RB • 6-1 • 195 • FR-HS  
 Kahuku, Hawaii  
 (Kahuku HS)

**CAREER STATS - RUSHING**

Year	G/GS	Rush	Yds	Avg	TD	Long
2019	8/0	16	53	3.3	0	19

**CAREER HIGHS - RUSHING**

Rushes: 8, vs. Stony Brook (9/7/19)  
 Rushing Yards: 24, vs. Stony Brook (9/7/19)  
 Long Rush: 19, vs. BYU (11/2/19)

**CAREER STATS - RECEIVING**

Year	Rec	Yds	Avg	TD	Long
2019	2	7	3.5	0	13

**CAREER HIGHS - RECEIVING**

Receptions: 1, two times  
 Yards: 13, vs. BYU (11/2/19)  
 Long Catch: 13, vs. BYU (11/2/19)

**GAME-BY-GAME RUSHING**

2019	G/GS	Att	Yds	Avg	TD	LG
at WF	0/0	0	0	0	0	0
SB	1/0	8	24	3.0	0	7
at SDSU	0/0	0	0	0	0	0
CSU	0/0	0	0	0	0	0
at LSU	1/0	7	10	1.4	0	4
NEV	1/0	0	0	0	0	0
at AFA	1/0	0	0	0	0	0
BYU	1/0	1	19	19.0	0	19
at FS	1/0	0	0	0	0	0
WYO	1/0	0	0	0	0	0
BSU	1/0	0	0	0	0	0
at UNM	0/0	0	0	0	0	0

**GAME-BY-GAME RECEIVING**

2019	Rec	Yds	Avg	TD	LG
at WF	0	0	0.0	0	0
SB	0	0	0.0	0	0
at SDSU	0	0	0.0	0	0
CSU	0	0	0.0	0	0
at LSU	1	-6	-6.0	0	0
NEV	0	0	0.0	0	0
at AFA	0	0	0.0	0	0
BYU	1	13	13.0	0	13
at FS	0	0	0.0	0	0
WYO	0	0	0.0	0	0
BSU	0	0	0.0	0	0
at UNM	0	0	0.0	0	0



**33 - KEVIN MEITZENHEIMER**  
 LB • 6-0 • 230 • JR-2L  
 Moreno Valley, Calif.  
 (Moreno Valley HS)

**CAREER STATS - DEFENSE**

Year	G/GS	UA-AT-TT	TFL	Sack	INT	PB	FF	FR
2017	10/0	8-11-19	0.0-0	0.0-0	0-0	0	0	0
2018	9/0	8-5-13	2.0-3	0.0-0	1-0	0	0	0
2019	11/11	40-38-78	2.5-7	0.0-0	1-4	1	1	0
<b>TOTAL</b>	<b>30/11</b>	<b>56-54-110</b>	<b>4.5-10</b>	<b>0.0-0</b>	<b>2-4</b>	<b>1</b>	<b>1</b>	<b>0</b>

**CAREER HIGHS - DEFENSE**

Tackles: 13, at LSU (10/5/19)  
 TFL: 1.5, vs. Wyoming (11/16/19)  
 INT: 2, two times  
 PB: 1, vs. Stony Brook (9/7/19)  
 FF: 1, at LSU (10/5/19)  
 QBH: 1, vs. UNLV (10/13/18)

**GAME-BY-GAME DEFENSE**

2019	G/GS	U-A-T	TFL	Sack	INT	PB	QH	F/R
at WF	1/1	7-2-9	0.0-0	0.0-0	0	0	0	0/0
SB	1/1	1-2-3	0.0-0	0.0-0	0	1	0	0/0
at SDSU	1/1	4-5-9	1.0-1	0.0-0	0	0	0	0/0
CSU	1/1	0-2-2	0.0-0	0.0-0	0	0	0	0/0
at LSU	1/1	12-1-13	0.0-0	0.0-0	0	0	0	1/0
NEV	1/1	2-2-4	0.0-0	0.0-0	1	0	0	0/0
at AFA	1/1	4-3-7	0.0-0	0.0-0	0	0	0	0/0
BYU	1/1	0-6-6	0.0-0	0.0-0	0	0	0	0/0
at FS	1/1	4-0-4	0.0-0	0.0-0	0	0	0	0/0
WYO	1/1	5-7-12	1.5-6	0.0-0	0	0	0	0/0
BSU	1/1	2-7-9	0.0-0	0.0-0	0	0	0	0/0
at UNM	0/0	0-0-0	0.0-0	0.0-0	0	0	0	0/0

2018	G/GS	U-A-T	TFL	Sack	INT	PB	QH	F/R
at MSU	0/0	0-0-0	0.0-0	0.0-0	0	0	0	0/0
NMSU	0/0	0-0-0	0.0-0	0.0-0	0	0	0	0/0
TTU	0/0	0-0-0	0.0-0	0.0-0	0	0	0	0/0
AFA	0/0	0-0-0	0.0-0	0.0-0	0	0	0	0/0
at BYU	1/0	1-0-1	0.0-0	0.0-0	0	0	0	0/0
UNLV	1/0	0-1-1	0.0-0	0.0-0	0	0	1	0/0
at WYO	1/0	1-0-1	0.0-0	0.0-0	0	0	0	0/0
UNM	1/0	1-1-2	0.0-0	0.0-0	1	0	0	0/0
at UH	1/0	0-1-1	0.0-0	0.0-0	0	0	0	0/0
SJSU	1/0	4-0-4	1.0-1	0.0-0	0	0	0	0/0
at CSU	1/0	0-0-0	0.0-0	0.0-0	0	0	0	0/0
at BSU	1/0	0-0-0	0.0-0	0.0-0	0	0	0	0/0
vs. UNT	1/0	1-2-3	1.0-2	0.0-0	0	0	0	0/0

2017	G/GS	U-A-T	TFL	Sack	INT	PB	QH	F/R
at WIS	1/0	0-0-0	0.0-0	0.0-0	0	0	0	0/0
ISU	1/0	0-0-0	0.0-0	0.0-0	0	0	0	0/0
at WF	0/0	0-0-0	0.0-0	0.0-0	0	0	0	0/0
at SJSU	0/0	0-0-0	0.0-0	0.0-0	0	0	0	0/0
BYU	0/0	0-0-0	0.0-0	0.0-0	0	0	0	0/0
CSU	1/0	0-0-0	0.0-0	0.0-0	0	0	0	0/0
WYO	1/0	0-0-0	0.0-0	0.0-0	0	0	0	0/0
at UNLV	1/0	0-1-1	0.0-0	0.0-0	0	0	0	0/0
BSU	1/0	0-3-3	0.0-0	0.0-0	0	0	0	0/0
at UNM	1/0	5-2-7	0.0-0	0.0-0	0	0	0	0/0
UH	1/0	0-4-4	0.0-0	0.0-0	0	0	0	0/0
at AFA	1/0	2-1-3	0.0-0	0.0-0	0	0	0	0/0
vs NMSU	1/0	1-0-1	0.0-0	0.0-0	0	0	0	0/0



**34 - RILEY BURT**  
 RB • 6-1 • 215 • GR-TR  
 Mantua, Utah  
 (Box Elder HS)  
 (BYU)

**CAREER STATS - RUSHING**

Year	G/GS	Rush	Yds	Avg	TD	Long
2019	10/0	26	89	3.4	0	21

**CAREER HIGHS - RUSHING**

Rushes: 6, vs. Stony Brook (9/7/19)  
 Rushing Yards: 33, vs. Nevada (10/19/19)  
 Long Rush: 21, vs. Nevada (10/19/19)

**CAREER STATS - RECEIVING**

Year	Rec	Yds	Avg	TD	Long
2019	4	22	5.5	0	11

**CAREER HIGHS - RECEIVING**

Receptions: 1, four times  
 Y

## GAME-BY-GAME RUSHING

2019	G/GS	Att	Yds	Avg	TD	LG
at WF	0/0	0	0	0	0	0
SB	1/0	6	15	2.5	0	8
at SDSU	1/0	0	0	0	0	0
CSU	1/0	2	4	2.0	0	4
at LSU	1/0	4	8	2.0	0	0
NEV	1/0	4	33	8.2	0	21
at AFA	1/0	1	2	2.0	0	2
BYU	1/0	5	14	2.8	0	4
at FS	1/0	0	0	0	0	0
WYO	1/0	0	0	0	0	0
BSU	1/0	4	13	3.2	0	6
at UNM	0/0	0	0	0	0	0

## GAME-BY-GAME RECEIVING

2019	Rec	Yds	Avg	TD	LG
at WF	0	0	0.0	0	0
SB	1	11	11.0	0	11
at SDSU	0	0	0.0	0	0
CSU	0	0	0.0	0	0
at LSU	0	0	0.0	0	0
NEV	0	0	0.0	0	0
at AFA	1	-2	-2.0	0	0
BYU	1	9	9.0	0	9
at FS	0	0	0.0	0	0
WYO	0	0	0.0	0	0
BSU	1	4	4.0	0	4
at UNM	0	0	0.0	0	0



**34 - DANIEL LANGI**  
**DE • 6-0 • 230 • SO-SO**  
 South Jordan, Utah  
 (Bingham HS)

## CAREER STATS - DEFENSE

Year	G/GS	UA-AT-TT	TFL	Sack	INT	PB	FF	FR
2018	1/0	0-2-2	0.5-5	0.0-0	0-0	0	0	0
2019	0/0	0-0-0	0.0-0	0.0-0	0-0	0	0	0
<b>TOTAL</b>	<b>1/0</b>	<b>0-2-2</b>	<b>0.5-5</b>	<b>0.0-0</b>	<b>0-0</b>	<b>0</b>	<b>0</b>	<b>0</b>

## CAREER HIGHS - DEFENSE

Tackles: 2, vs. Tennessee Tech (9/13/18)  
 TFLs: 0.5, vs. Tennessee Tech (9/13/18)

## GAME-BY-GAME DEFENSE

2019	G/GS	U-A-T	TFL	Sack	INT	PB	QH	F/R
at WF	0/0	0-0-0	0.0-0	0.0-0	0	0	0	0/0
SB	0/0	0-0-0	0.0-0	0.0-0	0	0	0	0/0
at SDSU	0/0	0-0-0	0.0-0	0.0-0	0	0	0	0/0
CSU	0/0	0-0-0	0.0-0	0.0-0	0	0	0	0/0
at LSU	0/0	0-0-0	0.0-0	0.0-0	0	0	0	0/0
NEV	0/0	0-0-0	0.0-0	0.0-0	0	0	0	0/0
at AFA	0/0	0-0-0	0.0-0	0.0-0	0	0	0	0/0
BYU	0/0	0-0-0	0.0-0	0.0-0	0	0	0	0/0
at FS	0/0	0-0-0	0.0-0	0.0-0	0	0	0	0/0
WYO	0/0	0-0-0	0.0-0	0.0-0	0	0	0	0/0
BSU	0/0	0-0-0	0.0-0	0.0-0	0	0	0	0/0
at UNM	0/0	0-0-0	0.0-0	0.0-0	0	0	0	0/0
<b>2018</b>	<b>G/GS</b>	<b>U-A-T</b>	<b>TFL</b>	<b>Sack</b>	<b>INT</b>	<b>PB</b>	<b>QH</b>	<b>F/R</b>
at MSU	0/0	0-0-0	0.0-0	0.0-0	0	0	0	0/0
NMSU	0/0	0-0-0	0.0-0	0.0-0	0	0	0	0/0
TTU	1/0	0-2-2	0.5-5	0.0-0	0	0	0	0/0
AFA	0/0	0-0-0	0.0-0	0.0-0	0	0	0	0/0
at BYU	0/0	0-0-0	0.0-0	0.0-0	0	0	0	0/0
UNLV	0/0	0-0-0	0.0-0	0.0-0	0	0	0	0/0
at WYO	0/0	0-0-0	0.0-0	0.0-0	0	0	0	0/0
UNM	0/0	0-0-0	0.0-0	0.0-0	0	0	0	0/0
at UH	0/0	0-0-0	0.0-0	0.0-0	0	0	0	0/0
SJSU	0/0	0-0-0	0.0-0	0.0-0	0	0	0	0/0
at CSU	0/0	0-0-0	0.0-0	0.0-0	0	0	0	0/0
at BSU	0/0	0-0-0	0.0-0	0.0-0	0	0	0	0/0
vs. UNT	0/0	0-0-0	0.0-0	0.0-0	0	0	0	0/0



**37 - SAM LOCKETT**  
**S • 6-0 • 190 • FR-RS**  
 Spokane, Wash.  
 (Gonzaga Prep)

## CAREER STATS - DEFENSE

Year	G/GS	UA-AT-TT	TFL	Sack	INT	PB	FF	FR
2019	11/0	4-1-5	0.0-0	0.0-0	0-0	0	0	0

## CAREER HIGHS - DEFENSE

Tackles: 2, at LSU (10/5/19)

## GAME-BY-GAME DEFENSE

2019	G/GS	U-A-T	TFL	Sack	INT	PB	QH	F/R
at WF	1/0	0-0-0	0.0-0	0.0-0	0	0	0	0/0
SB	1/0	0-1-1	0.0-0	0.0-0	0	0	0	0/0
at SDSU	1/0	1-0-1	0.0-0	0.0-0	0	0	0	0/0
CSU	1/0	1-0-1	0.0-0	0.0-0	0	0	0	0/0
at LSU	1/0	2-0-2	0.0-0	0.0-0	0	0	0	0/0
NEV	1/0	0-0-0	0.0-0	0.0-0	0	0	0	0/0
at AFA	1/0	0-0-0	0.0-0	0.0-0	0	0	0	0/0
BYU	1/0	0-0-0	0.0-0	0.0-0	0	0	0	0/0
at FS	1/0	0-0-0	0.0-0	0.0-0	0	0	0	0/0
WYO	1/0	0-0-0	0.0-0	0.0-0	0	0	0	0/0
BSU	1/0	0-0-0	0.0-0	0.0-0	0	0	0	0/0
at UNM	0/0	0-0-0	0.0-0	0.0-0	0	0	0	0/0



**38 - ERIC MUNOZ**  
**LB • 6-0 • 230 • JR-RS**  
 Belvidere, Ill.  
 (Belvidere HS)  
 (San Diego Mesa CC)

## CAREER STATS - DEFENSE

Year	G/GS	UA-AT-TT	TFL	Sack	INT	PB	FF	FR
2018	4/0	1-5-6	0.5-0	0.0-0	0-0	0	0	0
2019	6/2	13-10-23	1.0-1	0.0-0	2-56	0	0	0
<b>TOTAL</b>	<b>10/2</b>	<b>14-15-29</b>	<b>1.5-1</b>	<b>0.0-0</b>	<b>2-56</b>	<b>0</b>	<b>0</b>	<b>0</b>

## CAREER HIGHS - DEFENSE

Tackles: 13, vs. Wyoming (11/16/19)  
 TFLs: 0.5, three times  
 INT: 2, vs. Wyoming (11/16/19)  
 QBH: 1, two times

## GAME-BY-GAME DEFENSE

2019	G/GS	U-A-T	TFL	Sack	INT	PB	QH	F/R
at WF	1/0	0-0-0	0.0-0	0.0-0	0	0	0	0/0
SB	1/0	0.0-0	0.0-0	0.0-0	0	0	0	0/0
at SDSU	0/0	0-0-0	0.0-0	0.0-0	0	0	0	0/0
CSU	0/0	0-0-0	0.0-0	0.0-0	0	0	0	0/0
at LSU	0/0	0-0-0	0.0-0	0.0-0	0	0	0	0/0
NEV	0/0	0-0-0	0.0-0	0.0-0	0	0	0	0/0
at AFA	0/0	0-0-0	0.0-0	0.0-0	0	0	0	0/0
BYU	1/0	0-0-0	0.0-0	0.0-0	0	0	0	0/0
at FS	1/0	3-0-3	0.0-0	0.0-0	0	0	0	0/0
WYO	1/1	7-6-13	0.5-0	0.0-0	2	0	1	0/0
BSU	1/1	3-4-7	0.5-1	0.0-0	0	0	1	0/0
at UNM	0/0	0-0-0	0.0-0	0.0-0	0	0	0	0/0
<b>2018</b>	<b>G/GS</b>	<b>U-A-T</b>	<b>TFL</b>	<b>Sack</b>	<b>INT</b>	<b>PB</b>	<b>QH</b>	<b>F/R</b>
at MSU	0/0	0-0-0	0.0-0	0.0-0	0	0	0	0/0
NMSU	0/0	0-0-0	0.0-0	0.0-0	0	0	0	0/0
TTU	1/0	0-5-5	0.5-0	0.0-0	0	0	0	0/0
AFA	0/0	0-0-0	0.0-0	0.0-0	0	0	0	0/0
at BYU	0/0	0-0-0	0.0-0	0.0-0	0	0	0	0/0
UNLV	0/0	0-0-0	0.0-0	0.0-0	0	0	0	0/0
at WYO	0/0	0-0-0	0.0-0	0.0-0	0	0	0	0/0
UNM	0/0	0-0-0	0.0-0	0.0-0	0	0	0	0/0
at UH	0/0	0-0-0	0.0-0	0.0-0	0	0	0	0/0
SJSU	1/0	1-0-1	0.0-0	0.0-0	0	0	0	0/0
at CSU	1/0	0-0-0	0.0-0	0.0-0	0	0	0	0/0
at BSU	0/0	0-0-0	0.0-0	0.0-0	0	0	0	0/0
vs. UNT	1/0	0-0-0	0.0-0	0.0-0	0	0	0	0/0



**39 - MAIKA MAGALEI**  
**LB • 6-1 • 235 • RS-SO-1L**  
 Lakewood, Wash.  
 (Lakes HS)

## CAREER STATS - DEFENSE

Year	G/GS	UA-AT-TT	TFL	Sack	INT	PB	FF	FR
2017	13/3	10-6-16	2.5-15	2.5-15	0-0	0	0	1
2018	4/1	2-3-5	0.5-3	0.5-3	0-0	0	1	0
2019	1/0	1-0-1	0.0-0	0.0-0	0-0	0	0	0
<b>TOTAL</b>	<b>18/4</b>	<b>13-9-22</b>	<b>3.0-18</b>	<b>3.0-18</b>	<b>0-0</b>	<b>0</b>	<b>1</b>	<b>1</b>

## CAREER HIGHS - DEFENSE

Tackles: 4, vs. New Mexico State (9/8/18)  
 Sacks: 1.0, two times  
 TFLs: 1.0, two times  
 FF: 1, vs. New Mexico State (9/8/18)  
 FR: 1, at San José State (9/23/17)  
 TD: 1, at San José State (9/23/17)  
 QBH: 1, vs. Boise State (10/28/17)

## GAME-BY-GAME DEFENSE

2019	G/GS	U-A-T	TFL	Sack	INT	PB	QH	F/R
at WF	0/0	0-0-0	0.0-0	0.0-0	0	0	0	0/0
SB	0/0	0-0-0	0.0-0	0.0-0	0	0	0	0/0
at SDSU	0/0	0-0-0	0.0-0	0.0-0	0	0	0	0/0
CSU	0/0	0-0-0	0.0-0	0.0-0	0	0	0	0/0
at LSU	1/0	1-0-1	0.0-0	0.0-0	0	0	0	0/0
NEV	0/0	0-0-0	0.0-0	0.0-0	0	0	0	0/0
at AFA	0/0	0-0-0	0.0-0	0.0-0	0	0	0	0/0
BYU	0/0	0-0-0	0.0-0	0.0-0	0	0	0	0/0
at FS	0/0	0-0-0	0.0-0	0.0-0	0	0	0	0/0
WYO	0/0	0-0-0	0.0-0	0.0-0	0	0	0	0/0
BSU	0/0	0-0-0	0.0-0	0.0-0	0	0	0	0/0
at UNM	0/0	0-0-0	0.0-0	0.0-0	0	0	0	0/0
<b>2018</b>	<b>G/GS</b>	<b>U-A-T</b>	<b>TFL</b>	<b>Sack</b>	<b>INT</b>	<b>PB</b>	<b>QH</b>	<b>F/R</b>
at MSU	1/0	0-0-0	0.0-0	0.0-0	0	0	0	0/0
NMSU	1/0	2-2-4	0.5-3	0.5-3	0	0	0	1/0
TTU	1/1	0-1-1	0.0-0	0.0-0	0	0	0	0/0
AFA	0/0	0-0-0	0.0-0	0.0-0	0	0	0	0/0
at BYU	0/0	0-0-0	0.0-0	0.0-0	0	0	0	0/0
UNLV	0/0	0-0-0	0.0-0	0.0-0	0	0	0	0/0
at WYO	0/0	0-0-0	0.0-0	0.0-0	0	0	0	0/0
UNM	0/0	0-0-0	0.0-0	0.0-0	0	0	0	0/0
at UH	0/0	0-0-0	0.0-0	0.0-0	0	0	0	0/0
SJSU	0/0	0-0-0	0.0-0	0.0-0	0	0	0	0/0
at CSU	0/0	0-0-0	0.0-0	0.0-0	0	0	0	0/0
at BSU	0/0	0-0-0	0.0-0	0.0-0	0	0	0	0/0
vs. UNT	1/0	0-0-0	0.0-0	0.0-0	0	0	0	0/0

2017	G/GS	U-A-T	TFL	Sack	INT	PB	QH	F/R
at WIS	1/0	1-0-1	1.0-11	1.0-11	0	0	0	0/1
ISU	1/0	2-1-3	1.0-1	1.0-1	0	0	0	0/0
at WF	1/0	2-0-2	0.0-0	0.0-0	0	0	0	0/0



**41 - ELIJAH SHELTON**  
DE • 6-1 • 230 • FR-RS  
Salt Lake City, Utah  
(Highland HS)

**CAREER STATS - DEFENSE**

Year	G/GS	UA-AT-TT	TFL	Sack	INT	PB	FF	FR
2018	1/0	0-3-3	0.0-0	0.0-0	0-0	0	0	0
2019	7/1	5-8-13	0.0-0	0.0-0	0-0	0	0	0
<b>TOTAL</b>	<b>8/1</b>	<b>2-7-9</b>	<b>0.0-0</b>	<b>0.0-0</b>	<b>0-0</b>	<b>0</b>	<b>0</b>	<b>0</b>

**CAREER HIGHS - DEFENSE**

Tackles: 7, vs. BYU (11/2/19)  
QBH: 1, vs. Stony Brook (9/7/19)

**GAME-BY-GAME DEFENSE**

2019	G/GS	U-A-T	TFL	Sack	INT	PB	QH	F/R
at WF	1/0	0-0-0	0.0-0	0.0-0	0	0	0	0/0
SB	1/0	0-3-3	0.0-0	0.0-0	0	0	1	0/0
at SDSU	0/0	0-0-0	0.0-0	0.0-0	0	0	0	0/0
CSU	0/0	0-0-0	0.0-0	0.0-0	0	0	0	0/0
at LSU	1/0	0-0-0	0.0-0	0.0-0	0	0	0	0/0
NEV	1/0	2-1-3	0.0-0	0.0-0	0	0	0	0/0
at AFA	0/0	0-0-0	0.0-0	0.0-0	0	0	0	0/0
BYU	1/1	3-4-7	0.0-0	0.0-0	0	0	0	0/0
at FS	1/0	0-0-0	0.0-0	0.0-0	0	0	0	0/0
WYO	0/0	0-0-0	0.0-0	0.0-0	0	0	0	0/0
BSU	1/0	0-0-0	0.0-0	0.0-0	0	0	0	0/0
at UNM	0/0	0-0-0	0.0-0	0.0-0	0	0	0	0/0

2018	G/GS	U-A-T	TFL	Sack	INT	PB	QH	F/R
at MSU	0/0	0-0-0	0.0-0	0.0-0	0	0	0	0/0
NMSU	0/0	0-0-0	0.0-0	0.0-0	0	0	0	0/0
TTU	1/0	0-3-3	0.0-0	0.0-0	0	0	0	0/0
AFA	0/0	0-0-0	0.0-0	0.0-0	0	0	0	0/0
at BYU	0/0	0-0-0	0.0-0	0.0-0	0	0	0	0/0
UNLV	0/0	0-0-0	0.0-0	0.0-0	0	0	0	0/0
at WYO	0/0	0-0-0	0.0-0	0.0-0	0	0	0	0/0
UNM	0/0	0-0-0	0.0-0	0.0-0	0	0	0	0/0
at UH	0/0	0-0-0	0.0-0	0.0-0	0	0	0	0/0
SJSU	0/0	0-0-0	0.0-0	0.0-0	0	0	0	0/0
at CSU	0/0	0-0-0	0.0-0	0.0-0	0	0	0	0/0
at BSU	0/0	0-0-0	0.0-0	0.0-0	0	0	0	0/0
vs. UNT	0/0	0-0-0	0.0-0	0.0-0	0	0	0	0/0



**42 - NICK HENINGER**  
DE • 6-2 • 245 • JR-TR  
South Jordan, Utah  
(Bingham HS)  
(Utah)

**CAREER STATS - DEFENSE**

Year	G/GS	UA-AT-TT	TFL	Sack	INT	PB	FF	FR
2019	11/0	15-10-25	6.5-29	3.0-19	0-0	2	1	1

**CAREER HIGHS - DEFENSE**

Tackles: 4, two times  
TFL: 2.0, at Wake Forest (8/30/19)  
Sacks: 1.0, three times  
PBU: 1, two times  
FF: 1, at Air Force (9/26/19)  
FR: 1, at Air Force (9/26/19)  
QBH: 2, at LSU (10/5/19)

**GAME-BY-GAME DEFENSE**

2019	G/GS	U-A-T	TFL	Sack	INT	PB	QH	F/R
at WF	1/0	2-2-4	2.0-5	1.0-2	0	0	0	0/0
SB	1/0	1-2-3	0.5-1	0.0-0	0	0	1	0/0
at SDSU	1/0	1-0-1	1.0-9	1.0-9	0	0	0	0/0
CSU	1/0	0-0-0	0.0-0	0.0-0	0	0	0	0/0
at LSU	1/0	2-1-3	1.5-5	0.0-0	0	1	2	0/0
NEV	1/0	2-2-4	0.5-1	0.0-0	0	0	0	0/0
at AFA	1/0	2-0-2	1.0-8	1.0-8	0	0	0	1/1
BYU	1/0	3-1-4	0.0-0	0.0-0	0	0	1	0/0
at FS	1/0	1-0-1	0.0-0	0.0-0	0	0	0	0/0
WYO	1/0	0-1-1	0.0-0	0.0-0	0	1	0	0/0

BSU	1/0	1-1-2	0.0-0	0.0-0	0	0	1	0/0
at UNM	0/0	0-0-0	0.0-0	0.0-0	0	0	0	0/0



**44 - FUA LEILUA**  
DT • 6-3 • 295 • SR-1L  
Anaheim, Calif.  
(Spanish Fork HS)  
(Oklahoma State)

**CAREER STATS - DEFENSE**

Year	G/GS	UA-AT-TT	TFL	Sack	INT	PB	FF	FR
2018	13/13	9-29-38	5.5-20	1.5-11	0-0	1	0	0
2019	1/1	1-2-3	0.0-0	0.0-0	0-0	0	0	0
<b>TOTAL</b>	<b>14/14</b>	<b>10-31-41</b>	<b>5.5-20</b>	<b>1.5-11</b>	<b>0-0</b>	<b>1</b>	<b>0</b>	<b>0</b>

**CAREER HIGHS - DEFENSE**

Tackles: 6, two times  
Sacks: 1.0, vs. UNLV (10/13/18)  
TFL: 3.5, vs. Tennessee Tech (9/13/18)  
PBU: 1, at BYU (10/5/18)  
QBH: 1, six times

**GAME-BY-GAME DEFENSE**

2019	G/GS	U-A-T	TFL	Sack	INT	PB	QH	F/R
at WF	1/1	1-2-3	0.0-0	0.0-0	0	0	0	0/0
SB	0/0	0.0-0	0.0-0	0.0-0	0	0	0	0/0
at SDSU	0/0	0-0-0	0.0-0	0.0-0	0	0	0	0/0
CSU	0/0	0-0-0	0.0-0	0.0-0	0	0	0	0/0
at LSU	0/0	0-0-0	0.0-0	0.0-0	0	0	0	0/0
NEV	0/0	0-0-0	0.0-0	0.0-0	0	0	0	0/0
at AFA	0/0	0-0-0	0.0-0	0.0-0	0	0	0	0/0
BYU	0/0	0-0-0	0.0-0	0.0-0	0	0	0	0/0
at FS	0/0	0-0-0	0.0-0	0.0-0	0	0	0	0/0
WYO	0/0	0-0-0	0.0-0	0.0-0	0	0	0	0/0
BSU	0/0	0-0-0	0.0-0	0.0-0	0	0	0	0/0
at UNM	0/0	0-0-0	0.0-0	0.0-0	0	0	0	0/0

2018	G/GS	U-A-T	TFL	Sack	INT	PB	QH	F/R
at MSU	1/1	0-3-3	0.0-0	0.0-0	0	0	0	0/0
NMSU	1/1	1-5-6	0.5-1	0.0-0	0	0	1	0/0
TTU	1/1	3-1-4	3.5-8	0.0-0	0	0	0	0/0
AFA	1/1	0-4-4	0.0-0	0.0-0	0	0	1	0/0
at BYU	1/1	0-1-1	0.0-0	0.0-0	0	1	1	0/0
UNLV	1/1	2-4-6	1.0-10	1.0-10	0	0	0	0/0
at WYO	1/1	1-2-3	0.0-0	0.0-0	0	0	0	0/0
UNM	1/1	0-3-3	0.0-0	0.0-0	0	0	0	0/0
at UH	1/1	0-1-1	0.5-1	0.5-1	0	0	1	0/0
SJSU	1/1	0-0-0	0.0-0	0.0-0	0	0	1	0/0
at CSU	1/1	0-1-1	0.0-0	0.0-0	0	0	1	0/0
at BSU	1/1	2-3-5	0.0-0	0.0-0	0	0	0	0/0
vs. UNT	1/1	0-1-1	0.0-0	0.0-0	0	0	1	0/0



**45 - JAYLIN BANNERMAN**  
DE • 6-5 • 245 • JR-JC  
Pickerington, Ohio  
(Pickerington Central HS)  
(Arizona Western JC)

**CAREER STATS - DEFENSE**

Year	G/GS	UA-AT-TT	TFL	Sack	INT	PB	FF	FR
2019	5/1	1-4-5	0.0-0	0.0-0	0-0	1	0	0

**CAREER HIGHS - DEFENSE**

Tackles: 2, at Fresno State (11/9/19)  
PBU: 1, vs. Stony Brook (9/7/19)

**GAME-BY-GAME DEFENSE**

2019	G/GS	U-A-T	TFL	Sack	INT	PB	QH	F/R
at WF	0/0	0-0-0	0.0-0	0.0-0	0	0	0	0/0
SB	1/0	0-0-0	0.0-0	0.0-0	0	1	0	0/0
at SDSU	0/0	0-0-0	0.0-0	0.0-0	0	0	0	0/0
CSU	0/0	0-0-0	0.0-0	0.0-0	0	0	0	0/0
at LSU	1/0	1-0-1	0.0-0	0.0-0	0	0	0	0/0
NEV	1/0	0-1-1	0.0-0	0.0-0	0	0	0	0/0
at AFA	1/0	0-1-1	0.0-0	0.0-0	0	0	0	0/0
BYU	0/0	0-0-0	0.0-0	0.0-0	0	0	0	0/0
at FS	1/1	0-2-2	0.0-0	0.0-0	0	0	0	0/0
WYO	0/0	0-0-0	0.0-0	0.0-0	0	0	0	0/0

BSU	0/0	0-0-0	0.0-0	0.0-0	0	0	0	0/0
at UNM	0/0	0-0-0	0.0-0	0.0-0	0	0	0	0/0



**47 - LOGAN LEE**  
TE • 6-4 • 245 • JR-2L  
Rexburg, Idaho  
(Madison HS)

**CAREER STATS - RECEIVING**

Year	G/GS	Rec	Yds	Avg	TD	Long
2019	9/0	1	6	6.0	0	6

**CAREER HIGHS - RECEIVING**

Receptions: 1, vs. Stony Brook (9/7/19)  
Yards: 6, vs. Stony Brook (9/7/19)  
Long Catch: 6, vs. Stony Brook (9/7/19)

**CAREER STATS - DEFENSE**

Year	G/GS	UA-AT-TT	TFL	Sack	INT	PB	FF	FR
2017	8/3	5-10-15	1.0-5	0.5-4	0-0	0	0	0
2018	13/0	5-7-12	2.5-18	1.0-9	1-7	0	0	1
2019	9/0	0-1-1	0.0-0	0.0-0	0-0	0	0	0
<b>TOTAL</b>	<b>30/3</b>	<b>10-18-28</b>	<b>3.5-23</b>	<b>1.5-13</b>	<b>1-7</b>	<b>0</b>	<b>0</b>	<b>1</b>

**CAREER HIGHS - DEFENSE**

Tackles: 5, vs. UNLV (10/13/18)  
TFLs: 1.5, vs. UNLV (10/13/18)  
Sacks: 1.0, vs. UNLV (10/13/18)  
INT: 1, vs. New Mexico (10/27/18)  
FR: 1, vs. San José State (11/10/18)  
QBH: 1, two times

**CAREER STATS - KICKOFF RETURNS**

Year	Ret	Yds	Avg	TD	LG
2019	2	19	9.5	0	13

**CAREER HIGHS - KICKOFF RETURNS**

Returns: 1, two times  
Yards: 13, vs. BYU (11/2/19)  
Long Return: 13, vs. BYU (11/2/19)

**GAME-BY-GAME RECEIVING**

2019	G/GS	Rec	Yds	Avg	TD	LG
at WF	0/0	0	0	0.0	0	0
SB	1/0	1	6	6.0	0	6
at SDSU	0/0	0	0	0.0	0	0
CSU	1/0	0	0	0.0	0	0
at LSU	1/0	0	0	0.0	0	0
NEV	1/0	0	0	0.0	0	0
at AFA	1/0	0	0	0.0	0	0
BYU	1/0	0	0	0.0	0	0
at FS	1/0	0	0	0.0	0	0
WYO	1/0	0	0	0.0	0	0
at BSU	1/0	0	0	0.0	0	0
at UNM	0/0	0	0	0.0	0	0

**GAME-BY-GAME DEFENSE**

2019	G	U-A-T	TFL	Sack	INT	PB	QH	F/R
at WF	0	0-0-0	0.0-0	0.0-0	0	0	0	0/0
SB	1	0-0-0	0.0-0	0.0-0	0	0	0	0/0
at SDSU	0	0-0-0	0.0-0	0.0-0	0	0	0	0/0
CSU	1	0-0-0	0.0-0	0.0-0	0	0	0	0/0
at LSU								

at WYO	1/0	0-1-1	0.0-0	0.0-0	0	0	0	0/0
UNM	1/0	0-0-0	0.0-0	0.0-0	1	0	0	0/0
at UH	1/0	0-0-0	0.0-0	0.0-0	0	0	0	0/0
SJSU	1/0	0-0-0	0.0-0	0.0-0	0	0	1	0/1
at CSU	1/0	0-0-0	0.0-0	0.0-0	0	0	0	0/0
at BSU	1/0	0-0-0	0.0-0	0.0-0	0	0	0	0/0
vs. UNT	1/0	0-0-0	0.0-0	0.0-0	0	0	0	0/0

2017	G/GS	U-A-T	TFL	Sack	INT	PB	QH	F/R
at WIS	0/0	0-0-0	0.0-0	0.0-0	0	0	0	0/0
ISU	0/0	0-0-0	0.0-0	0.0-0	0	0	0	0/0
at WF	1/0	3-1-4	0.0-0	0.0-0	0	0	0	0/0
at SJSU	1/0	0-2-2	0.0-0	0.0-0	0	0	0	0/0
BYU	0/0	0-0-0	0.0-0	0.0-0	0	0	0	0/0
CSU	0/0	0-0-0	0.0-0	0.0-0	0	0	0	0/0
WYO	0/0	0-0-0	0.0-0	0.0-0	0	0	0	0/0
at UNLV	1/0	0-2-2	0.0-0	0.0-0	0	0	0	0/0
BSU	1/1	0-4-4	0.5-1	0.0-0	0	0	0	0/0
at UNM	1/1	0-0-0	0.0-0	0.0-0	0	0	0	0/0
UH	1/1	1-1-2	0.5-4	0.5-4	0	0	0	0/0
at AFA	1/0	1-0-1	0.0-0	0.0-0	0	0	0	0/0
vs NMSU	1/0	0-0-0	0.0-0	0.0-0	0	0	0	0/0

### GAME-BY-GAME KICKOFF RETURNS

2019	Ret	Yds	Avg	TD	LG
at WF	0	0	0.0	0	0
SB	0	0	0.0	0	0
at SDSU	0	0	0.0	0	0
CSU	0	0	0.0	0	0
at LSU	0	0	0.0	0	0
NEV	0	0	0.0	0	0
at AFA	1	6	6.0	0	6
BYU	1	13	13.0	0	13
at FS	0	0	0.0	0	0
WYO	0	0	0.0	0	0
BSU	0	0	0.0	0	0
at UNM	0	0	0.0	0	0



**47 - KALEO NEVES**  
DE • 6-0 • 195 • FR-HS  
Provo, Utah  
(Timpview HS)

### CAREER STATS - DEFENSE

Year	G/GS	UA-AT-TT	TFL	Sack	INT	PB	FF	F/R
2019	2/0	1-0-1	0.0-0	0.0-0	0	0	0	0/0

### CAREER HIGHS - DEFENSE

Tackles: 1, at Fresno State (11/9/19)

### GAME-BY-GAME DEFENSE

2019	G/GS	U-A-T	TFL	Sack	INT	PB	QH	F/R
at WF	0/0	0-0-0	0.0-0	0.0-0	0	0	0	0/0
SB	0/0	0-0-0	0.0-0	0.0-0	0	1	0	0/0
at SDSU	0/0	0-0-0	0.0-0	0.0-0	0	0	0	0/0
CSU	0/0	0-0-0	0.0-0	0.0-0	0	0	0	0/0
at LSU	0/0	0-0-0	0.0-0	0.0-0	0	0	0	0/0
NEV	0/0	0-0-0	0.0-0	0.0-0	0	0	0	0/0
at AFA	0/0	0-0-0	0.0-0	0.0-0	0	0	0	0/0
BYU	0/0	0-0-0	0.0-0	0.0-0	0	0	0	0/0
at FS	1/0	1-0-1	0.0-0	0.0-0	0	0	0	0/0
WYO	1/0	0-0-0	0.0-0	0.0-0	0	0	0	0/0
BSU	0/0	0-0-0	0.0-0	0.0-0	0	0	0	0/0
at UNM	0/0	0-0-0	0.0-0	0.0-0	0	0	0	0/0



**49 - PIERCE CALLISTER**  
P • 6-0 • 170 • FR-HS  
Ogden, Utah  
(Weber HS)

### CAREER STATS - PUNTS

Year	GP	No.	Yds	Avg	LG	50+	I20
2019	4	18	687	38.2	52	1	8

### CAREER HIGHS - PUNTS

Punts: 7, at LSU (10/5/19)  
Avg: 39.8, at San Diego State (9/21/19)  
Long: 52, at San Diego State (9/21/19)  
I20: 4, vs. Colorado State (9/28/19)

### GAME-BY-GAME PUNTING

2019	No.	Yds	Avg	LG	I20
at WF	0	0	0.0	0	0
SB	1	35	35.0	35	0
at SDSU	4	159	39.8	52	2
CSU	6	220	36.7	44	4
at LSU	7	273	39.0	47	2
NEV	0	0	0.0	0	0
at AFA	0	0	0.0	0	0
BYU	0	0	0.0	0	0
at FS	0	0	0.0	0	0
WYO	0	0	0.0	0	0
BSU	0	0	0.0	0	0
at UNM	0	0	0.0	0	0



**51 - JUSTUS TE'J**  
DE • 6-3 • 240 • RS-JR-2L  
Oceanside, Calif.  
(Mission Hills HS)

### CAREER STATS - DEFENSE

Year	G/GS	UA-AT-TT	TFL	Sack	INT	PB	FF	F/R
2016	12/4	6-9-15	2.0-9	1.5-8	0-0	1	0	0
2017	12/5	12-25-37	0.5-0	0.0-0	0-0	1	2	2
2018	4/0	2-12-14	2.5-4	0.0-0	0-0	0	0	0
2019	11/11	17-25-42	4.5-44	1.5-39	0-0	2	0	2
<b>TOTAL</b>	<b>39/20</b>	<b>37-71-108</b>	<b>9.0-57</b>	<b>3.0-47</b>	<b>0-0</b>	<b>4</b>	<b>2</b>	<b>4</b>

### CAREER HIGHS - DEFENSE

Tackles: 8, at Wake Forest (8/30/19)  
Sacks: 1.0, two times  
TFL: 1.5, two times  
PBU: 1, four times  
FF: 2, at New Mexico (11/4/17)  
FR: 1, four times  
QBH: 1, three times

### GAME-BY-GAME DEFENSE

2019	G/GS	U-A-T	TFL	Sack	INT	PB	QH	F/R
at WF	1/1	4-4-8	0.0-0	0.0-0	0	0	0	0/1
SB	1/1	0-2-2	0.0-0	0.0-0	0	0	1	0/0
at SDSU	1/1	4-1-5	1.5-39	1.0-37	0	0	0	0/0
CSU	1/1	1-6-7	1.0-1	0.0-0	0	0	0	0/0
at LSU	1/1	0-1-1	0.0-0	0.0-0	0	0	0	0/0
NEV	1/1	1-0-1	1.0-1	0.0-0	0	0	0	0/0
at AFA	1/1	4-0-4	0.0-0	0.0-0	0	0	0	0/0
BYU	1/1	1-3-4	0.0-0	0.0-0	0	1	0	0/1
at FS	1/1	0-4-4	1.0-3	0.5-2	0	1	0	0/0
WYO	1/1	0-4-4	0.0-0	0.0-0	0	0	0	0/0
BSU	1/1	2-0-2	0.0-0	0.0-0	0	0	0	0/0
at UNM	0/0	0-0-0	0.0-0	0.0-0	0	0	0	0/0

2018	G/GS	U-A-T	TFL	Sack	INT	PB	QH	F/R
at MSU	1/0	0-4-4	0.0-0	0.0-0	0	0	0	0/0
NMSU	0/0	0-0-0	0.0-0	0.0-0	0	0	0	0/0
TTU	0/0	0-0-0	0.0-0	0.0-0	0	0	0	0/0
AFA	1/0	1-5-6	1.5-3	0.0-0	0	0	0	0/0
at BYU	1/0	1-0-1	1.0-1	0.0-0	0	0	0	0/0
UNLV	0/0	0-0-0	0.0-0	0.0-0	0	0	0	0/0
at WYO	0/0	0-0-0	0.0-0	0.0-0	0	0	0	0/0
UNM	0/0	0-0-0	0.0-0	0.0-0	0	0	0	0/0
at UH	0/0	0-0-0	0.0-0	0.0-0	0	0	0	0/0
SJSU	0/0	0-0-0	0.0-0	0.0-0	0	0	0	0/0
at CSU	0/0	0-0-0	0.0-0	0.0-0	0	0	0	0/0
at BSU	1/0	0-3-3	0.0-0	0.0-0	0	0	0	0/0
vs. UNT	0/0	0-0-0	0.0-0	0.0-0	0	0	0	0/0

2017	G/GS	U-A-T	TFL	Sack	INT	PB	QH	F/R
at WIS	0/0	0-0-0	0.0-0	0.0-0	0	0	0	0/0

ISU	1/0	1-1-2	0.0-0	0.0-0	0	0	0	0/0
at WF	1/1	1-4-5	0.0-0	0.0-0	0	0	0	0/0
at SJSU	1/0	0-2-2	0.0-0	0.0-0	0	0	0	0/0
BYU	1/0	2-2-4	0.0-0	0.0-0	0	0	0	0/0
CSU	1/0	2-3-5	0.0-0	0.0-0	0	0	0	0/0
WYO	1/0	0-0-0	0.0-0	0.0-0	0	0	0	0/0
at UNLV	1/0	0-1-1	0.0-0	0.0-0	0	0	0	0/0
BSU	1/0	0-4-4	0.0-0	0.0-0	0	0	0	0/0
at UNM	1/1	2-0-2	0.0-0	0.0-0	0	0	0	2/1
UH	1/0	1-2-3	0.5-0	0.0-0	0	0	1	0/1
at AFA	1/1	1-6-7	0.0-0	0.0-0	0	0	0	0/0
vs NMSU	1/1	2-0-2	0.0-0	0.0-0	0	1	0	0/0

2016	G/GS	U-A-T	TFL	Sack	INT	PB	QH	F/R
WSU	1/0	2-1-3	1.0-6	1.0-6	0	0	0	0/0
at USC	1/0	1-1-2	0.0-0	0.0-0	0	1	0	0/0
ASU	1/0	0-1-1	0.5-2	0.5-2	0	0	0	0/0
AFA	1/0	0-1-1	0.0-0	0.0-0	0	0	0	0/0
at BSU	1/0	0-0-0	0.0-0	0.0-0	0	0	0	0/0
at CSU	1/0	0-0-0	0.0-0	0.0-0	0	0	1	0/0
FS	1/0	0-0-0	0.0-0	0.0-0	0	0	0	0/0
SDSU	1/0	0-0-0	0.0-0	0.0-0	0	0	0	0/0
at WYO	1/1	0-3-3	0.5-1	0.0-0	0	0	0	0/0
UNM	1/1	0-1-1	0.0-0	0.0-0	0	0	0	0/0
at NEV	1/1	0-1-1	0.0-0	0.0-0	0	0	0	0/0
at BYU	1/1	3-0-3	0.0-0	0.0-0	0	0	0	0/0



**53 - BRADEN HARRIS**  
DE • 6-2 • 230 • SR-SQ  
Gunnison, Utah  
(Gunnison Valley HS)

### CAREER STATS - DEFENSE

Year	G/GS	UA-AT-TT	TFL	Sack	INT	PB	FF	F/R
2016	0/0	0-0-0	0.0-0	0.0-0	0-0	0	0	0
2017	3/0	0-2-2	0.0-0	0.0-0	0-0	0	0	0
2018	3/0	2-2-4	0.5-5	0.0-0	0-0	0	0	0
2019	5/0	0-1-1	0.0-0	0.0-0	0-0	0	0	0
<b>TOTAL</b>	<b>15/0</b>	<b>2-5-7</b>	<b>0.5-5</b>	<b>0.0-0</b>	<b>0-0</b>	<b>0</b>	<b>0</b>	<b>0</b>

### CAREER HIGHS - DEFENSE

Tackles: 2, vs. New Mexico State (9/8/18)  
TFLs: 0.5, vs. Tennessee Tech (9/13/18)

### GAME-BY-GAME DEFENSE

2019	G/GS	U-A-T	TFL	Sack	INT	PB	QH	F/R
at WF	0/0	0-0-0	0.0-0	0.0-0	0	0	0	0/0
SB	1/0	0-1-1	0.0-0	0.0-0	0	0	0	0/0
at SDSU	1/0	0-0-0	0.0-0	0.0-0	0	0	0	0/0
CSU	0/0	0-0-0	0.0-0	0.0-0	0	0	0	0/0
at LSU	0/0	0-0-0	0.0-0	0.0-0	0	0	0	0/0
NEV	1/0	0-0-0	0.0-0	0.0-0	0	0	0	0/0
at AFA	0/0	0-0-0	0.0-0	0.0-0	0	0	0	0/0
BYU	0/0	0-0-0	0.0-0	0.0-0	0	0	0	0/0
at FS	1/0	0-0-0	0.0-0	0.0-0	0	0	0	0/0
WYO	0/0	0-0-0	0.0-0	0.0-0	0	0	0	0/0
BSU	1/0	0-0-0	0.0-0	0.0-0	0	0	0	0/0
at UNM	0/0	0-0-0	0.0-0					



at WIS	0/0	0-0-0	0.0-0	0.0-0	0	0	0	0/0
ISU	1/0	0-0-0	0.0-0	0.0-0	0	0	0	0/0
at WF	0/0	0-0-0	0.0-0	0.0-0	0	0	0	0/0
at SJSU	0/0	0-0-0	0.0-0	0.0-0	0	0	0	0/0
BYU	0/0	0-0-0	0.0-0	0.0-0	0	0	0	0/0
CSU	0/0	0-0-0	0.0-0	0.0-0	0	0	0	0/0
WYO	0/0	0-0-0	0.0-0	0.0-0	0	0	0	0/0
at UNLV	0/0	0-0-0	0.0-0	0.0-0	0	0	0	0/0
BSU	1/0	0-1-1	0.0-0	0.0-0	0	0	0	0/0
at UNM	0/0	0-0-0	0.0-0	0.0-0	0	0	0	0/0
UH	1/0	0-1-1	0.0-0	0.0-0	0	0	0	0/0
at AFA	0/0	0-0-0	0.0-0	0.0-0	0	0	0	0/0
vs NMSU	0/0	0-0-0	0.0-0	0.0-0	0	0	0	0/0



**55 - CHRISTIAN LaVALLE**  
 DT • 5-11 • 240 • FR- HS  
 Mission Viejo, Calif.  
 (Mission Viejo HS)

**CAREER STATS - DEFENSE**

Year	G/GS	UA-AT-TT	TFL	Sack	INT	PB	FF	FR
2019	3/0	0-0-0	0.0-0	0.0-0	0-0	0	0	0

**GAME-BY-GAME DEFENSE**

2019	G/GS	U-A-T	TFL	Sack	INT	PB	QH	F/R
at WF	0/0	0-0-0	0.0-0	0.0-0	0	0	0	0/0
SB	1/0	0.0-0	0.0-0	0.0-0	0	0	0	0/0
at SDSU	0/0	0-0-0	0.0-0	0.0-0	0	0	0	0/0
CSU	1/0	0-0-0	0.0-0	0.0-0	0	0	0	0/0
at LSU	1/0	0-0-0	0.0-0	0.0-0	0	0	0	0/0
NEV	0/0	0-0-0	0.0-0	0.0-0	0	0	0	0/0
at AFA	0/0	0-0-0	0.0-0	0.0-0	0	0	0	0/0
BYU	0/0	0-0-0	0.0-0	0.0-0	0	0	0	0/0
at FS	0/0	0-0-0	0.0-0	0.0-0	0	0	0	0/0
WYO	0/0	0-0-0	0.0-0	0.0-0	0	0	0	0/0
BSU	0/0	0-0-0	0.0-0	0.0-0	0	0	0	0/0
at UNM	0/0	0-0-0	0.0-0	0.0-0	0	0	0	0/0



**57 - BRANDON PADA**  
 LS • 5-10 • 210 • JR-1L  
 Glendale, Ariz.  
 (Mountain Ridge HS)

**CAREER STATS - DEFENSE**

Year	G/GS	UA-AT-TT	TFL	Sack	INT	PB	FF	FR
2017	0/0	0-0-0	0.0-0	0.0-0	0-0	0	0	0
2018	13/0	0-0-0	0.0-0	0.0-0	0-0	0	0	0
2019	11/0	0-0-0	0.0-0	0.0-0	0-0	0	0	0
<b>TOTAL</b>	<b>24/0</b>	<b>0-0-0</b>	<b>0.0-0</b>	<b>0.0-0</b>	<b>0-0</b>	<b>0</b>	<b>0</b>	<b>0</b>

**GAME-BY-GAME DEFENSE**

2019	G/GS	U-A-T	TFL	Sack	INT	PB	QH	F/R
at WF	1/0	0-0-0	0.0-0	0.0-0	0	0	0	0/0
SB	1/0	0.0-0	0.0-0	0.0-0	0	0	0	0/0
at SDSU	1/0	0-0-0	0.0-0	0.0-0	0	0	0	0/0
CSU	1/0	0-0-0	0.0-0	0.0-0	0	0	0	0/0
at LSU	1/0	0-0-0	0.0-0	0.0-0	0	0	0	0/0
NEV	1/0	0-0-0	0.0-0	0.0-0	0	0	0	0/0
at AFA	1/0	0-0-0	0.0-0	0.0-0	0	0	0	0/0
BYU	1/0	0-0-0	0.0-0	0.0-0	0	0	0	0/0
at FS	1/0	0-0-0	0.0-0	0.0-0	0	0	0	0/0
WYO	1/0	0-0-0	0.0-0	0.0-0	0	0	0	0/0
BSU	1/0	0-0-0	0.0-0	0.0-0	0	0	0	0/0
at UNM	0/0	0-0-0	0.0-0	0.0-0	0	0	0	0/0

2018	G/GS	U-A-T	TFL	Sack	INT	PB	QH	F/R
at MSU	1/0	0-0-0	0.0-0	0.0-0	0	0	0	0/0
NMSU	1/0	0-0-0	0.0-0	0.0-0	0	0	0	0/0
TTU	1/0	0-0-0	0.0-0	0.0-0	0	0	0	0/0
AFA	1/0	0-0-0	0.0-0	0.0-0	0	0	0	0/0
at BYU	1/0	0-0-0	0.0-0	0.0-0	0	0	0	0/0
UNLV	1/0	0-0-0	0.0-0	0.0-0	0	0	0	0/0
at WYO	1/0	0-0-0	0.0-0	0.0-0	0	0	0	0/0
UNM	1/0	0-0-0	0.0-0	0.0-0	0	0	0	0/0

at UH	1/0	0-0-0	0.0-0	0.0-0	0	0	0	0/0
SJSU	1/0	0-0-0	0.0-0	0.0-0	0	0	0	0/0
at CSU	1/0	0-0-0	0.0-0	0.0-0	0	0	0	0/0
at BSU	1/0	0-0-0	0.0-0	0.0-0	0	0	0	0/0
vs. UNT	1/0	0-0-0	0.0-0	0.0-0	0	0	0	0/0



**58 - DEMYTRICK AL'IFUA**  
 OL • 6-3 • 305 • JR-2L  
 San Leandro, Calif.  
 (San Leandro HS)

**CAREER STATS - OFFENSIVE LINE**

Year	G/GS	Snp	Grd	Tch	Eff.	Ass.	KD
2017	13/2	399	NA	NA	NA	NA	20.0
2018	13/2	380	NA	NA	NA	NA	19.0
2019	11/11	741	NA	NA	NA	NA	30.0
<b>TOTAL</b>	<b>37/15</b>	<b>1,520</b>	<b>NA</b>	<b>NA</b>	<b>NA</b>	<b>NA</b>	<b>69.0</b>

**GAME-BY-GAME - OFFENSIVE LINE**

2019	G/GS	Snp	Grd	Tch	Eff.	Ass.	KD
at WF	1/1	81	NA	NA	NA	NA	5.5
SB	1/1	74	NA	NA	NA	NA	2
at SDSU	1/1	77	NA	NA	NA	NA	0
CSU	1/1	91	NA	NA	NA	NA	2
at LSU	1/1	53	NA	NA	NA	NA	2
NEV	1/1	77	NA	NA	NA	NA	4
at AFA	1/1	37	NA	NA	NA	NA	2
BYU	1/1	85	NA	NA	NA	NA	10
at FS	1/1	81	NA	NA	NA	NA	1
WYO	1/1	85	NA	NA	NA	NA	1.5
BSU	1/1	0	NA	NA	NA	NA	0
at UNM	0/0	0	NA	NA	NA	NA	0

2018	G/GS	Snp	Grd	Tch	Eff.	Ass.	KD
at MSU	1/0	40	NA	NA	NA	NA	2
NMSU	1/0	34	NA	NA	NA	NA	4
TTU	1/0	28	NA	NA	NA	NA	0
AFA	1/0	23	NA	NA	NA	NA	1
at BYU	1/0	44	NA	NA	NA	NA	4
UNLV	1/1	40	NA	NA	NA	NA	1
at WYO	1/1	55	NA	NA	NA	NA	6
UNM	1/1	31	NA	NA	NA	NA	0
at UH	1/0	24	NA	NA	NA	NA	0
SJSU	1/0	12	NA	NA	NA	NA	0
at CSU	1/0	12	NA	NA	NA	NA	1
at BSU	1/0	10	NA	NA	NA	NA	0
vs. UNT	1/0	17	NA	NA	NA	NA	0

2017	G/GS	Snp	Grd	Tch	Eff.	Ass.	KD
at WIS	1/0	17	NA	NA	NA	NA	2
ISU	1/0	33	NA	NA	NA	NA	2
at WF	1/0	22	NA	NA	NA	NA	0
at SJSU	1/0	25	NA	NA	NA	NA	2
BYU	1/0	16	NA	NA	NA	NA	0
CSU	1/1	62	NA	NA	NA	NA	1
WYO	1/1	80	NA	NA	NA	NA	6
at UNLV	1/0	11	NA	NA	NA	NA	0
BSU	1/0	50	NA	NA	NA	NA	4
at UNM	1/0	15	NA	NA	NA	NA	0
UH	1/0	29	NA	NA	NA	NA	1
at AFA	1/0	9	NA	NA	NA	NA	0
vs NMSU	1/0	30	NA	NA	NA	NA	2



**59 - CONNOR COLES**  
 PK • 6-0 • 190 • RS-SO-SQ  
 Bozeman, Mont.  
 (Bozeman HS)

**CAREER STATS - SCORING**

Year	PAT	FG	Total	AVG/G
2018	2	0	2	2.0
2019	0	0	0	0.0
<b>TOTAL</b>	<b>2</b>	<b>0</b>	<b>2</b>	<b>2.0</b>

**CAREER STATS - POINTS**

Points: 2, vs. Tennessee Tech (9/13/18)

**CAREER STATS - KICKOFFS**

Year	GP	No.	Yds	Avg	TB
2017	2	3	165	55.0	0
2018	1	1	64	64.0	0
2019	1	3	145	48.3	1
<b>TOTAL</b>	<b>4</b>	<b>7</b>	<b>374</b>	<b>53.4</b>	<b>1</b>

**CAREER STATS - KICKOFFS**

2019	No	Yds	Avg	TB	OB
at WF	0	0	0.0	0	0
SB	3	145	48.3	1	0
at SDSU	0	0	0.0	0	0
CSU	0	0	0.0	0	0
at LSU	0	0	0.0	0	0
NEV	0	0	0.0	0	0
at AFA	0	0	0.0	0	0
BYU	0	0	0.0	0	0
at FS	0	0	0.0	0	0
WYO	0	0	0.0	0	0
BSU	0	0	0.0	0	0
at UNM	0	0	0.0	0	0

2018	No	Yds	Avg	TB	OB
at MSU	0	0	0.0	0	0
NMSU	0	0	0.0	0	0
TTU	1	64	64.0	0	0
AFA	0	0	0.0	0	0
at BYU	0	0	0.0	0	0
UNLV	0	0	0.0	0	0
at WYO	0	0	0.0	0	0
UNM	0	0	0.0	0	0
at UH	0	0	0.0	0	0
SJSU	0	0	0.0	0	0
at CSU	0	0	0.0	0	0
at BSU	0	0	0.0	0	0
vs. UNT	0	0	0.0	0	0

2017	No	Yds	Avg	TB	OB
at WIS	0	0	0.0	0	0
ISU	2	130	65.0	0	0
at WF	0	0	0.0	0	0
at SJSU	1	35	35.0	0	0
BYU	0	0	0.0	0	0
CSU	0	0	0.0	0	0
WYO	0	0	0.0	0	0
at UNLV	0	0	0.0	0	0
BSU	0	0	0.0	0	0
at UNM	0	0	0.0	0	0
UH	0	0	0.0	0	0
at AFA	0	0	0.0	0	0
vs NMSU	0	0	0.0	0	0



**60 - WYATT BOWLES**  
 OL • 6-4 • 300 • FR-RS  
 West Point, Utah  
 (Syracuse HS)

**CAREER STATS - OFFENSIVE LINE**

Year	G/GS	Snp	Grd	Tch	Eff.	Ass.	KD
2018	4/0	47	NA	NA	NA	NA	0
2019	0/0	0	NA	NA	NA	NA	0
<b>TOTAL</b>	<b>4/0</b>	<b>47</b>	<b>NA</b>	<b>NA</b>	<b>NA</b>	<b>NA</b>	<b>0</b>

**GAME-BY-GAME - OFFENS**



# 2019 UTAH STATE PLAYER STATS

at FS	0/0	0	NA	NA	NA	NA	0
WYO	0/0	0	NA	NA	NA	NA	0
BSU	0/0	0	NA	NA	NA	NA	0
at UNM	0/0	0	NA	NA	NA	NA	0

2018	G/GS	Snp	Grd	Tch	Eff.	Ass.	KD
at MSU	0/0	0	NA	NA	NA	NA	0
NMSU	1/0	7	NA	NA	NA	NA	0
TTU	1/0	7	NA	NA	NA	NA	0
AFA	0/0	0	NA	NA	NA	NA	0
at BYU	0/0	0	NA	NA	NA	NA	0
UNLV	1/0	9	NA	NA	NA	NA	0
at WYO	0/0	0	NA	NA	NA	NA	0
UNM	0/0	0	NA	NA	NA	NA	0
at UH	0/0	0	NA	NA	NA	NA	0
SJSU	1/0	24	NA	NA	NA	NA	0
at CSU	0/0	0	NA	NA	NA	NA	0
at BSU	0/0	0	NA	NA	NA	NA	0
vs. UNT	0/0	0	NA	NA	NA	NA	0



**62 - DOMINIK EBERLE**  
 PK • 6-2 • 190 • SR-2L  
 Nuremberg, Germany  
 (Redondo Union (CA) HS)

### CAREER STATS - KICKING

Year	FGM-A	PCT	10-19	20-29	30-39	40-49	50+
2016	3-5	.600	0-0	2-2	0-0	1-3	0-0
2017	18-24	.750	0-0	8-9	5-6	4-8	1-1
2018	22-28	.786	1-1	8-10	4-5	6-7	3-5
2019	18-21	.875	0-0	5-5	8-8	5-7	0-1
<b>TOTAL</b>	<b>61-78</b>	<b>.782</b>	<b>1-1</b>	<b>23-26</b>	<b>17-19</b>	<b>16-25</b>	<b>4-7</b>

### CAREER HIGHS - KICKING

FG: 6, vs. New Mexico State (9/8/18)  
 FG Att: 6, two times  
 Long: 52, at San José State (9/23/17)

### CAREER STATS - KICKOFFS

Year	GP	No.	Yds	Avg	TB
2016	4	1	43	43.0	0
2017	13	73	4,405	60.3	38
2018	13	108	6,784	62.8	69
2019	11	60	3,571	59.5	31
<b>TOTAL</b>	<b>41</b>	<b>242</b>	<b>14,803</b>	<b>61.2</b>	<b>138</b>

### CAREER STATS - SCORING

Year	PAT	FG	Total	AVG/G
2016	0	3	9	3.0
2017	47	18	101	7.8
2018	75	22	141	10.8
2019	35	18	89	8.1
<b>TOTAL</b>	<b>157</b>	<b>61</b>	<b>340</b>	<b>8.5</b>

### CAREER HIGHS - SCORING

Points: 24, vs. New Mexico State (9/8/18)

### GAME-BY-GAME - KICKING

2019	FGM-A	PCT	1-19	20-29	30-39	40-49	50+
at WF	0-0	.000	0-0	0-0	0-0	0-0	0-0
SB	2-2	1.000	0-0	0-0	2-2	0-0	0-0
at SDSU	3-4	.750	0-0	1-1	2-2	0-1	0-0
CSU	2-2	1.000	0-0	0-0	0-0	2-2	0-0
at LSU	2-2	1.000	0-0	0-0	1-1	1-1	0-0
NEV	2-3	.667	0-0	1-1	1-1	0-1	0-0
at AFA	0-0	.000	0-0	0-0	0-0	0-0	0-0
BYU	0-0	.000	0-0	0-0	0-0	0-0	0-0
at FS	3-3	1.000	0-0	1-1	2-2	0-0	0-0
WYO	4-5	.800	0-0	2-2	0-0	2-2	0-1
BSU	0-0	.000	0-0	0-0	0-0	0-0	0-0
at UNM	0-0	.000	0-0	0-0	0-0	0-0	0-0

2018	FGM-A	PCT	1-19	20-29	30-39	40-49	50+
at MSU	1-1	1.000	0-0	0-0	0-0	1-1	0-0
NMSU	6-6	1.000	0-0	1-1	1-1	1-1	3-3
TTU	1-1	1.000	0-0	0-0	1-1	0-0	0-0
AFA	0-0	.000	0-0	0-0	0-0	0-0	0-0

at BYU	1-1	1.000	0-0	0-0	0-0	1-1	0-0
UNLV	1-3	.333	0-0	1-2	0-1	0-0	0-0
at WYO	1-2	.500	0-0	0-0	0-0	1-1	0-1
UNM	4-4	1.000	1-1	2-2	1-1	0-0	0-0
at UH	0-1	.000	0-0	0-1	0-0	0-0	0-0
SJSU	2-3	.667	0-0	2-2	0-0	0-1	0-0
at CSU	3-3	1.000	0-0	2-2	1-1	0-0	0-0
at BSU	1-2	.500	0-0	0-0	0-0	1-1	0-1
vs. UNT	1-1	1.000	0-0	0-0	0-0	1-1	0-0

2017	FGM-A	PCT	1-19	20-29	30-39	40-49	50+
at WIS	1-1	1.000	0-0	1-1	0-0	0-0	0-0
ISU	2-2	1.000	0-0	1-1	0-0	1-1	0-0
at WF	1-1	1.000	0-0	0-0	1-1	0-0	0-0
at SJSU	4-4	1.000	0-0	3-3	0-0	0-0	1-1
BYU	2-3	.667	0-0	0-0	2-3	0-0	0-0
CSU	3-3	1.000	0-0	0-0	1-1	2-2	0-0
WYO	0-0	.000	0-0	0-0	0-0	0-0	0-0
at UNLV	1-1	1.000	0-0	1-1	0-0	0-0	0-0
BSU	0-0	.000	0-0	0-0	0-0	0-0	0-0
at UNM	1-1	1.000	0-0	1-1	0-0	0-0	0-0
UH	1-2	.500	0-0	1-1	0-0	0-1	0-0
at AFA	0-0	.000	0-0	0-0	0-0	0-0	0-0
vs NMSU	2-6	.333	0-0	0-1	2-2	0-3	0-0

2016	FGM-A	PCT	1-19	20-29	30-39	40-49	50+
WSU	0-0	.000	0-0	0-0	0-0	0-0	0-0
at USC	0-0	.000	0-0	0-0	0-0	0-0	0-0
ASU	0-0	.000	0-0	0-0	0-0	0-0	0-0
AFA	0-0	.000	0-0	0-0	0-0	0-0	0-0
at BSU	0-0	.000	0-0	0-0	0-0	0-0	0-0
at CSU	0-0	.000	0-0	0-0	0-0	0-0	0-0
FS	0-0	.000	0-0	0-0	0-0	0-0	0-0
SDSU	0-0	.000	0-0	0-0	0-0	0-0	0-0
at WYO	0-1	.000	0-0	0-0	0-0	0-1	0-0
UNM	0-0	.000	0-0	0-0	0-0	0-0	0-0
at NEV	3-3	1.000	0-0	2-2	0-0	1-1	0-0
at BYU	0-1	.000	0-0	0-0	0-0	0-1	0-0

### GAME-BY-GAME - KICKOFFS

2019	No	Yds	Avg	TB	OB
at WF	6	356	59.3	3	0
SB	8	455	56.9	6	0
at SDSU	6	351	58.5	1	0
CSU	7	405	57.9	4	0
at LSU	3	166	55.3	1	0
NEV	7	430	61.4	2	0
at AFA	2	112	56.0	1	0
BYU	3	170	56.7	2	0
at FS	7	453	64.7	2	0
WYO	7	439	62.7	6	0
BSU	4	234	58.5	3	0
at UNM	0	0	0.0	0	0

2018	No	Yds	Avg	TB	OB
at MSU	6	372	62.0	2	0
NMSU	12	754	62.8	9	1
TTU	8	519	64.9	7	1
AFA	7	414	59.1	5	0
at BYU	8	525	65.6	4	0
UNLV	10	648	64.8	7	0
at WYO	5	323	64.6	4	1
UNM	12	762	63.5	10	0
at UH	9	556	61.8	3	0
SJSU	11	643	58.5	4	1
at CSU	7	425	60.7	4	0
at BSU	5	319	63.8	3	0
vs. UNT	8	524	65.5	7	0

2017	No	Yds	Avg	TB	OB
at WIS	3	195	65.0	1	0
ISU	8	517	64.6	5	0
at WF	3	195	65.0	0	0
at SJSU	10	582	58.2	6	0
BYU	8	463	57.9	3	0
CSU	2	115	57.5	2	0
WYO	6	358	59.7	3	0

at UNLV	9	557	61.9	6	0
BSU	2	130	65.0	2	0
at UNM	5	302	60.4	3	0
UH	7	437	62.4	2	0
at AFA	6	378	63.0	5	0
vs NMSU	4	176	44.0	0	1

2016	No	Yds	Avg	TB	OB
WSU	0	0	0.0	0	0
at USC	1	43	43.0	0	0
ASU	0	0	0.0	0	0
AFA	0	0	0.0	0	0
at BSU	0	0	0.0	0	0
at CSU	0	0	0.0	0	0
FS	0	0	0.0	0	0
SDSU	0	0	0.0	0	0
at WYO	0	0	0.0	0	0
UNM	0	0	0.0	0	0
at NEV	0	0	0.0	0	0
at BYU	0	0	0.0	0	0



**64 - HENELI AVENDANO**  
 OL • 6-3 • 290 • FR-RS  
 Sandy, Utah  
 (Jordan HS)

### CAREER STATS - OFFENSIVE LINE

Year	G/GS	Snp	Grd	Tch	Eff.	Ass.	KD
2018	3/0	53	NA	NA	NA	NA	0
2019	11/3	337	NA	NA	NA	NA	15
<b>TOTAL</b>	<b>14/3</b>	<b>390</b>	<b>NA</b>	<b>NA</b>	<b>NA</b>	<b>NA</b>	<b>15</b>

### GAME-BY-GAME - OFFENSIVE LINE

2019	G/GS	Snp	Grd	Tch	Eff.	Ass.	KD
at WF	1/0	30	NA	NA	NA	NA	1
SB	1/0	42	NA	NA	NA	NA	1
at SDSU	1/0	26	NA	NA	NA	NA	0
CSU	1/0	20	NA	NA	NA	NA	0
at LSU	1/0	34	NA	NA	NA	NA	1
NEV	1/0	48	NA	NA	NA	NA	7
at AFA	1/1	25	NA	NA	NA	NA	0
BYU	1/1	--	NA	NA	NA	NA	0
at FS	1/1	61	NA	NA	NA	NA	4
WYO	1/0	51	NA	NA	NA	NA	1
BSU	1/0	0	NA	NA	NA	NA	0
at UNM	0/0	0	NA	NA	NA	NA	0

2018	G/GS	Snp	Grd	Tch	Eff.	Ass.	KD
at MSU	0/0	NA	NA	NA	NA	NA	0
NMSU	1/0	17	NA	NA	NA	NA	0
TTU	1/0	23	NA	NA	NA	NA	0
AFA	0/0	0	NA	NA	NA	NA	0
at BYU	0/0	0	NA	NA	NA	NA	0
UNLV	0/0	0	NA	NA	NA	NA	0
at WYO	0/0	0	NA	NA	NA	NA	0
UNM	0/0	0	NA	NA	NA	NA	0
at UH	0/0	0	NA	NA	NA	NA	0
SJSU	1/0	13	NA	NA	NA	NA	0
at CSU	0/0	0	NA	NA	NA	NA	0
at BSU	0/0	0	NA	NA	NA	NA	0
vs. UNT	0/0	0	NA	NA	NA	NA	0



**65 - KARTER SHAW**  
 OL • 6-4 • 305 • FR-RS  
 South Jordan, Utah  
 (Herriman HS)

### CAREER STATS - OFFENSIVE LINE

Year	G/GS	Snp	Grd	Tch	Eff.	Ass.	KD
2018	4/0	69	NA	NA	NA	NA	3
2019	11/11	729	NA	NA	NA	NA	34
<b>TOTAL</b>							



**GAME-BY-GAME - OFFENSIVE LINE**

2019	G/GS	Snp	Grd	Tch	Eff.	Ass.	KD
at WF	1/1	81	NA	NA	NA	NA	2
SB	1/1	72	NA	NA	NA	NA	4
at SDSU	1/1	77	NA	NA	NA	NA	2
CSU	1/1	89	NA	NA	NA	NA	4
at LSU	1/1	54	NA	NA	NA	NA	2
NEV	1/1	70	NA	NA	NA	NA	3.5
at AFA	1/1	37	NA	NA	NA	NA	1
BYU	1/1	85	NA	NA	NA	NA	8
at FS	1/1	78	NA	NA	NA	NA	2
WYO	1/1	86	NA	NA	NA	NA	5.5
BSU	1/1	0	NA	NA	NA	NA	0
at UNM	0/0	0	NA	NA	NA	NA	0

2018	G/GS	Snp	Grd	Tch	Eff.	Ass.	KD
at MSU	0/0	0	NA	NA	NA	NA	0
NMSU	1/0	7	NA	NA	NA	NA	0
TTU	1/0	20	NA	NA	NA	NA	1
AFA	0/0	0	NA	NA	NA	NA	0
at BYU	0/0	0	NA	NA	NA	NA	0
UNLV	0/0	0	NA	NA	NA	NA	0
at WYO	0/0	0	NA	NA	NA	NA	0
UNM	1/0	22	NA	NA	NA	NA	1
at UH	0/0	0	NA	NA	NA	NA	0
SJSU	1/0	20	NA	NA	NA	NA	1
at CSU	0/0	0	NA	NA	NA	NA	0
at BSU	0/0	0	NA	NA	NA	NA	0
vs. UNT	0/0	0	NA	NA	NA	NA	0



**66 - MOHELIKA UASIKE**  
 OL • 6-1 • 305 • RS-JR-2L  
 Euless, Texas  
 (L.D. Bell HS)

**CAREER STATS - OFFENSIVE LINE**

Year	G/GS	Snp	Grd	Tch	Eff.	Ass.	KD
2019	3/0	24	NA	NA	NA	NA	0

**CAREER STATS - DEFENSE**

Year	G/GS	UA-AT-TT	TFL	Sack	INT	PB	FF	FR
2016	11/3	2-8-10	0.5-4	0.0-0	0-0	0	0	1
2017	11/0	11-12-23	2.0-8	0.0-0	0-0	0	2	0
2018	3/0	0-0-0	0.0-0	0.0-0	0-0	0	0	0
<b>TOTAL</b>	<b>25/3</b>	<b>13-20-33</b>	<b>2.5-12</b>	<b>0.0-0</b>	<b>0-0</b>	<b>0</b>	<b>2</b>	<b>1</b>

**CAREER HIGHS - DEFENSE**

Tackles: 7, at Air Force (11/25/17)  
 TFL: 1.0, two times  
 FF: 1, two times  
 FR: 1, at Nevada (11/19/26)

**GAME-BY-GAME - OFFENSIVE LINE**

2019	G/GS	Snp	Grd	Tch	Eff.	Ass.	KD
at WF	0/0	0	NA	NA	NA	NA	0
SB	1/0	17	NA	NA	NA	NA	0
at SDSU	0/0	0	NA	NA	NA	NA	0
CSU	0/0	0	NA	NA	NA	NA	0
at LSU	0/0	0	NA	NA	NA	NA	0
NEV	1/0	7	NA	NA	NA	NA	0
at AFA	0/0	0	NA	NA	NA	NA	0
BYU	0/0	0	NA	NA	NA	NA	0
at FS	0/0	0	NA	NA	NA	NA	0
WYO	0/0	0	NA	NA	NA	NA	0
BSU	1/0	0	NA	NA	NA	NA	0
at UNM	0/0	0	NA	NA	NA	NA	0

**GAME-BY-GAME - DEFENSE**

2018	G/GS	U-A-T	TFL	Sack	INT	PB	QH	F/R
at MSU	0/0	0-0-0	0.0-0	0.0-0	0	0	0	0/0
NMSU	0/0	0-0-0	0.0-0	0.0-0	0	0	0	0/0
TTU	0/0	0-0-0	0.0-0	0.0-0	0	0	0	0/0
AFA	0/0	0-0-0	0.0-0	0.0-0	0	0	0	0/0
at BYU	1/0	0-0-0	0.0-0	0.0-0	0	0	0	0/0
UNLV	0/0	0-0-0	0.0-0	0.0-0	0	0	0	0/0
at WYO	0/0	0-0-0	0.0-0	0.0-0	0	0	0	0/0

UNM	0/0	0-0-0	0.0-0	0.0-0	0	0	0	0/0
at UH	0/0	0-0-0	0.0-0	0.0-0	0	0	0	0/0
SJSU	0/0	0-0-0	0.0-0	0.0-0	0	0	0	0/0
at CSU	0/0	0-0-0	0.0-0	0.0-0	0	0	0	0/0
at BSU	0/0	0-0-0	0.0-0	0.0-0	0	0	0	0/0
vs. UNT	0/0	0-0-0	0.0-0	0.0-0	0	0	0	0/0

2017	G/GS	U-A-T	TFL	Sack	INT	PB	QH	F/R
at WIS	1/0	1-0-1	0.0-0	0.0-0	0	0	0	1/0
ISU	0/0	0-0-0	0.0-0	0.0-0	0	0	0	0/0
at WF	1/0	0-0-0	0.0-0	0.0-0	0	0	0	0/0
at SJSU	1/0	1-1-2	0.0-0	0.0-0	0	0	0	0/0
BYU	1/0	1-3-4	0.0-0	0.0-0	0	0	0	0/0
CSU	1/0	1-2-3	0.0-0	0.0-0	0	0	0	0/0
WYO	1/0	2-1-3	1.0-4	0.0-0	0	0	0	0/0
at UNLV	1/0	1-0-1	0.0-0	0.0-0	0	0	0	1/0
BSU	1/0	1-0-1	0.0-0	0.0-0	0	0	0	0/0
at UNM	1/0	0-1-1	0.0-0	0.0-0	0	0	0	0/0
UH	1/0	0-0-0	0.0-0	0.0-0	0	0	0	0/0
at AFA	1/0	3-4-7	1.0-4	0.0-0	0	0	0	0/0
vs NMSU	0/0	0-0-0	0.0-0	0.0-0	0	0	0	0/0

2016	G/GS	U-A-T	TFL	Sack	INT	PB	QH	F/R
WSU	0/0	0-0-0	0.0-0	0.0-0	0	0	0	0/0
at USC	1/0	0-0-0	0.0-0	0.0-0	0	0	0	0/0
ASU	1/0	0-0-0	0.0-0	0.0-0	0	0	0	0/0
AFA	1/0	0-1-1	0.0-0	0.0-0	0	0	0	0/0
at BSU	1/0	0-1-1	0.0-0	0.0-0	0	0	0	0/0
at CSU	1/0	0-2-2	0.0-0	0.0-0	0	0	0	0/0
FS	1/0	0-0-0	0.0-0	0.0-0	0	0	0	0/0
SDSU	1/1	0-0-0	0.0-0	0.0-0	0	0	0	0/0
at WYO	1/0	0-0-0	0.0-0	0.0-0	0	0	0	0/0
UNM	1/1	0-4-4	0.5-1	0.0-0	0	0	0	0/0
at NEV	1/0	1-0-1	0.0-0	0.0-0	0	0	0	0/1
at BYU	1/1	1-0-1	0.0-0	0.0-0	0	0	0	0/0



**72 - ALFRED EDWARDS**  
 OL • 6-7 • 310 • SO-1L  
 Redlands, Calif.  
 (Redlands Senior HS)

**CAREER STATS - OFFENSIVE LINE**

Year	G/GS	Snp	Grd	Tch	Eff.	Ass.	KD
2018	12/11	662	NA	NA	NA	NA	10
2019	10/10	617	NA	NA	NA	NA	5
<b>TOTAL</b>	<b>22/21</b>	<b>1,279</b>	<b>NA</b>	<b>NA</b>	<b>NA</b>	<b>NA</b>	<b>15</b>

**GAME-BY-GAME - OFFENSIVE LINE**

2019	G/GS	Snp	Grd	Tch	Eff.	Ass.	KD
at WF	1/1	81	NA	NA	NA	NA	1
SB	0/0	0	NA	NA	NA	NA	0
at SDSU	1/1	71	NA	NA	NA	NA	0
CSU	1/1	56	NA	NA	NA	NA	0
at LSU	1/1	54	NA	NA	NA	NA	0
NEV	1/1	70	NA	NA	NA	NA	3
at AFA	1/1	37	NA	NA	NA	NA	0
BYU	1/1	85	NA	NA	NA	NA	0
at FS	1/1	78	NA	NA	NA	NA	0
WYO	1/1	85	NA	NA	NA	NA	1
BSU	1/1	0	NA	NA	NA	NA	0
at UNM	0/0	0	NA	NA	NA	NA	0

2018	G/GS	Snp	Grd	Tch	Eff.	Ass.	KD
at MSU	1/1	68	NA	NA	NA	NA	2
NMSU	1/1	51	NA	NA	NA	NA	1
TTU	1/1	50	NA	NA	NA	NA	0
AFA	1/1	64	NA	NA	NA	NA	1
at BYU	1/1	4	NA	NA	NA	NA	0
UNLV	0/0	0	NA	NA	NA	NA	0
at WYO	1/0	40	NA	NA	NA	NA	1
UNM	1/1	58	NA	NA	NA	NA	1
at UH	1/1	61	NA	NA	NA	NA	0
SJSU	1/1	73	NA	NA	NA	NA	3
at CSU	1/1	54	NA	NA	NA	NA	1
at BSU	1/1	69	NA	NA	NA	NA	1
vs. UNT	1/1	70	NA	NA	NA	NA	1



**73 - KYLER HACK**  
 OL • 6-4 • 300 • SO-RS  
 Las Vegas, Nev.  
 (Orange Coast CC)

**CAREER STATS - OFFENSIVE LINE**

Year	G/GS	Snp	Grd	Tch	Eff.	Ass.	KD
2018	3/0	64	NA	NA	NA	NA	3
2019	9/6	533	NA	NA	NA	NA	15.5
<b>TOTAL</b>	<b>12/6</b>	<b>597</b>	<b>NA</b>	<b>NA</b>	<b>NA</b>	<b>NA</b>	<b>18.5</b>

**GAME-BY-GAME - OFFENSIVE LINE**

2019	G/GS	Snp	Grd	Tch	Eff.	Ass.	KD
at WF	0/0	0	NA	NA	NA	NA	0
SB	1/1	72	NA	NA	NA	NA	3
at SDSU	1/0	23	NA	NA	NA	NA	1
CSU	1/0	90	NA	NA	NA	NA	0
at LSU	1/1	3	NA	NA	NA	NA	0
NEV	1/1	77	NA	NA	NA	NA	4.5
at AFA	1/0	31	NA	NA	NA	NA	0
BYU	1/1	85	NA	NA	NA	NA	2
at FS	1/1	79	NA	NA	NA	NA	2
WYO	1/1	73	NA	NA	NA	NA	3
BSU	0/0	0	NA	NA	NA	NA	0
at UNM	0/0	0	NA	NA	NA	NA	0

2018	G/GS	Snp	Grd	Tch	Eff.	Ass.	KD
at MSU	0/0	0	NA	NA	NA	NA	0
NMSU	0/0	0	NA	NA	NA	NA	0
TTU	0/0	0	NA	NA	NA	NA	0
AFA	0/0	0	NA	NA	NA	NA	0
at BYU	0/0	0	NA	NA	NA	NA	0
UNLV	0/0	0	NA	NA	NA	NA	0
at WYO	0/0	0	NA	NA	NA	NA	0
UNM	1/0	36	NA	NA	NA	NA	2
at UH	1/0	17	NA	NA	NA	NA	1
SJSU	1/0	11	NA	NA	NA	NA	0
at CSU	0/0	0	NA	NA	NA	NA	0
at BSU	0/0	0	NA	NA	NA	NA	0
vs. UNT	0/0	0	NA	NA	NA	NA	0



**74 - CHANDLER DOLPHIN**  
 OL • 6-3 • 295 • SO-SQ  
 Sandy, Utah  
 (Alta HS)

**CAREER STATS - OFFENSIVE LINE**

Year	G/GS	Snp	Grd	Tch	Eff.	Ass.	KD
2018	4/0	26	NA	NA	NA	NA	2
2019	1/0	17	NA	NA	NA	NA	0
<b>TOTAL</b>	<b>5/0</b>	<b>43</b>	<b>NA</b>	<b>NA</b>	<b>NA</b>	<b>NA</b>	<b>2</b>

**GAME-BY-GAME - OFFENSIVE LINE**

2019	G/GS	Snp	Grd	Tch	Eff.	Ass.	KD
at WF							

at WYO	0/0	0	NA	NA	NA	NA	0
UNM	1/0	4	NA	NA	NA	NA	0
at UH	0/0	0	NA	NA	NA	NA	0
SJSU	1/0	6	NA	NA	NA	NA	0
at CSU	0/0	0	NA	NA	NA	NA	0
at BSU	0/0	0	NA	NA	NA	NA	0
vs. UNT	0/0	0	NA	NA	NA	NA	0



**75 - TY SHAW**  
OL • 6-4 • 300 • JR-1L  
South Jordan, Utah  
(Herriman HS)

### CAREER STATS - OFFENSIVE LINE

Year	G/GS	Snp	Grd	Tch	Eff.	Ass.	KD
2017	6/0	97	NA	NA	NA	NA	9
2018	4/0	52	NA	NA	NA	NA	1
2019	11/8	320	NA	NA	NA	NA	1
<b>TOTAL</b>	<b>21/8</b>	<b>469</b>	<b>NA</b>	<b>NA</b>	<b>NA</b>	<b>NA</b>	<b>11</b>

### GAME-BY-GAME - OFFENSIVE LINE

2019	G/GS	Snp	Grd	Tch	Eff.	Ass.	KD
at WF	1/1	51	NA	NA	NA	NA	0
SB	1/1	32	NA	NA	NA	NA	0
at SDSU	1/1	52	NA	NA	NA	NA	0
CSU	1/1	71	NA	NA	NA	NA	0
at LSU	1/1	20	NA	NA	NA	NA	0
NEV	1/1	29	NA	NA	NA	NA	0
at AFA	1/0	--	NA	NA	NA	NA	0
BYU	1/0	--	NA	NA	NA	NA	0
at FS	1/0	18	NA	NA	NA	NA	0
WYO	1/1	35	NA	NA	NA	NA	1
BSU	0/0	0	NA	NA	NA	NA	0
at UNM	0/0	0	NA	NA	NA	NA	0

2018	G/GS	Snp	Grd	Tch	Eff.	Ass.	KD
at MSU	0/0	0	NA	NA	NA	NA	0
NMSU	1/0	10	NA	NA	NA	NA	0
TTU	1/0	4	NA	NA	NA	NA	0
AFA	0/0	0	NA	NA	NA	NA	0
at BYU	0/0	0	NA	NA	NA	NA	0
UNLV	1/0	20	NA	NA	NA	NA	0
at WYO	0/0	0	NA	NA	NA	NA	0
UNM	1/0	18	NA	NA	NA	NA	1
at UH	0/0	0	NA	NA	NA	NA	0
SJSU	0/0	0	NA	NA	NA	NA	0
at CSU	0/0	0	NA	NA	NA	NA	0
at BSU	0/0	0	NA	NA	NA	NA	0
vs. UNT	0/0	0	NA	NA	NA	NA	0

2017	G/GS	Snp	Grd	Tch	Eff.	Ass.	KD
at WIS	1/0	7	NA	NA	NA	NA	0
ISU	1/0	32	NA	NA	NA	NA	5
at WF	1/0	13	NA	NA	NA	NA	2
at SJSU	1/0	33	NA	NA	NA	NA	0
BYU	0/0	0	NA	NA	NA	NA	0
CSU	1/0	6	NA	NA	NA	NA	1
WYO	0/0	0	NA	NA	NA	NA	0
at UNLV	0/0	0	NA	NA	NA	NA	0
BSU	0/0	0	NA	NA	NA	NA	0
at UNM	0/0	0	NA	NA	NA	NA	0
UH	1/0	6	NA	NA	NA	NA	1
at AFA	0/0	0	NA	NA	NA	NA	0
vs. NMSU	0/0	0	NA	NA	NA	NA	0



**76 - JACKSON OWENS**  
OL • 6-5 • 305 • FR-HS  
Sandy, Utah  
(East HS)

### CAREER STATS - OFFENSIVE LINE

Year	G/GS	Snp	Grd	Tch	Eff.	Ass.	KD
2019	1/0	17	NA	NA	NA	NA	1

### GAME-BY-GAME - OFFENSIVE LINE

2019	G/GS	Snp	Grd	Tch	Eff.	Ass.	KD
at WF	0/0	0	NA	NA	NA	NA	0
SB	1/0	17	NA	NA	NA	NA	1
at SDSU	0/0	0	NA	NA	NA	NA	0
CSU	0/0	0	NA	NA	NA	NA	0
at LSU	0/0	0	NA	NA	NA	NA	0
NEV	0/0	0	NA	NA	NA	NA	0
at AFA	0/0	0	NA	NA	NA	NA	0
BYU	0/0	0	NA	NA	NA	NA	0
at FS	0/0	0	NA	NA	NA	NA	0
WYO	0/0	0	NA	NA	NA	NA	0
BSU	1/0	0	NA	NA	NA	NA	0
at UNM	0/0	0	NA	NA	NA	NA	0



**77 - ANDY KOCH**  
OL • 6-6 • 290 • FR-RS  
Eastvale, Calif.  
(Eleanor Roosevelt HS)

### CAREER STATS - OFFENSIVE LINE

Year	G/GS	Snp	Grd	Tch	Eff.	Ass.	KD
2018	3/0	47	NA	NA	NA	NA	4.0
2019	3/3	204	NA	NA	NA	NA	12.5
<b>TOTAL</b>	<b>6/3</b>	<b>251</b>	<b>NA</b>	<b>NA</b>	<b>NA</b>	<b>NA</b>	<b>16.5</b>

### GAME-BY-GAME - OFFENSIVE LINE

2019	G/GS	Snp	Grd	Tch	Eff.	Ass.	KD
at WF	1/1	81	NA	NA	NA	NA	8.5
SB	1/1	73	NA	NA	NA	NA	3
at SDSU	1/1	60	NA	NA	NA	NA	1
CSU	0/0	0	NA	NA	NA	NA	0
at LSU	0/0	0	NA	NA	NA	NA	0
NEV	0/0	0	NA	NA	NA	NA	0
at AFA	0/0	0	NA	NA	NA	NA	0
BYU	0/0	0	NA	NA	NA	NA	0
at FS	0/0	0	NA	NA	NA	NA	0
WYO	0/0	0	NA	NA	NA	NA	0
BSU	0/0	0	NA	NA	NA	NA	0
at UNM	0/0	0	NA	NA	NA	NA	0

2018	G/GS	Snp	Grd	Tch	Eff.	Ass.	KD
at MSU	0/0	0	NA	NA	NA	NA	0
NMSU	1/0	7	NA	NA	NA	NA	0
TTU	1/0	23	NA	NA	NA	NA	3
AFA	0/0	0	NA	NA	NA	NA	0
at BYU	0/0	0	NA	NA	NA	NA	0
UNLV	0/0	0	NA	NA	NA	NA	0
at WYO	0/0	0	NA	NA	NA	NA	0
UNM	0/0	0	NA	NA	NA	NA	0
at UH	1/0	17	NA	NA	NA	NA	1
SJSU	0/0	0	NA	NA	NA	NA	0
at CSU	0/0	0	NA	NA	NA	NA	0
at BSU	0/0	0	NA	NA	NA	NA	0
vs. UNT	0/0	0	NA	NA	NA	NA	0



**78 - JACOB SOUTH**  
OL • 6-5 • 295 • FR-RS  
Anacortes, Wash.  
(Anacortes HS)

### CAREER STATS - OFFENSIVE LINE

Year	G/GS	Snp	Grd	Tch	Eff.	Ass.	KD
2018	2/0	37	NA	NA	NA	NA	1
2019	9/2	127	NA	NA	NA	NA	1
<b>TOTAL</b>	<b>11/2</b>	<b>164</b>	<b>NA</b>	<b>NA</b>	<b>NA</b>	<b>NA</b>	<b>2</b>

### GAME-BY-GAME - OFFENSIVE LINE

2019	G/GS	Snp	Grd	Tch	Eff.	Ass.	KD
at WF	0/0	0	NA	NA	NA	NA	0
SB	1/0	17	NA	NA	NA	NA	0
at SDSU	0/0	0	NA	NA	NA	NA	0
CSU	1/0	34	NA	NA	NA	NA	0
at LSU	1/0	51	NA	NA	NA	NA	1
NEV	1/0	7	NA	NA	NA	NA	0
at AFA	1/1	6	NA	NA	NA	NA	0

BYU	1/0	--	NA	NA	NA	NA	0
at FS	1/0	--	NA	NA	NA	NA	0
WYO	1/0	12	NA	NA	NA	NA	0
BSU	1/1	0	NA	NA	NA	NA	0
at UNM	0/0	0	NA	NA	NA	NA	0

2018	G/GS	Snp	Grd	Tch	Eff.	Ass.	KD
at MSU	0/0	0	NA	NA	NA	NA	0
NMSU	1/0	14	NA	NA	NA	NA	0
TTU	1/0	23	NA	NA	NA	NA	1
AFA	0/0	0	NA	NA	NA	NA	0
at BYU	0/0	0	NA	NA	NA	NA	0
UNLV	0/0	0	NA	NA	NA	NA	0
at WYO	0/0	0	NA	NA	NA	NA	0
UNM	0/0	0	NA	NA	NA	NA	0
at UH	0/0	0	NA	NA	NA	NA	0
SJSU	0/0	0	NA	NA	NA	NA	0
at CSU	0/0	0	NA	NA	NA	NA	0
BSU	0/0	0	NA	NA	NA	NA	0
vs. UNT	0/0	0	NA	NA	NA	NA	0



**79 - WADE MEACHAM**  
OL • 6-6 • 305 • FR-RS  
Layton, Utah  
(Layton HS)

### CAREER STATS - OFFENSIVE LINE

Year	G/GS	Snp	Grd	Tch	Eff.	Ass.	KD
2018	4/0	68	NA	NA	NA	NA	0
2019	1/0	15	NA	NA	NA	NA	0
<b>TOTAL</b>	<b>5/0</b>	<b>83</b>	<b>NA</b>	<b>NA</b>	<b>NA</b>	<b>NA</b>	<b>0</b>

### GAME-BY-GAME - OFFENSIVE LINE

2019	G/GS	Snp	Grd	Tch	Eff.	Ass.	KD
at WF	0/0	0	NA	NA	NA	NA	0
SB	1/0	15	NA	NA	NA	NA	0
at SDSU	0/0	0	NA	NA	NA	NA	0
CSU	0/0	0	NA	NA	NA	NA	0
at LSU	0/0	0	NA	NA	NA	NA	0
NEV	0/0	0	NA	NA	NA	NA	0
at AFA	0/0	0	NA	NA	NA	NA	0
BYU	0/0	0	NA	NA	NA	NA	0
at FS	0/0	0	NA	NA	NA	NA	0
WYO	0/0	0	NA	NA	NA	NA	0
BSU	0/0	0	0	0	0	0	0
at UNM	0/0	0	0	0	0	0	0

2018	G/GS	Snp	Grd	Tch	Eff.	Ass.	KD
at MSU	0/0	0	NA	NA	NA	NA	0
NMSU	1/0	10	NA	NA	NA	NA	0
TTU	1/0	8	NA	NA	NA	NA	0
AFA	0/0	0	NA	NA	NA	NA	0
at BYU	0/0	0	NA	NA	NA	NA	0
UNLV	1/0	17	NA	NA	NA	NA	0
at WYO	0/0	0	NA	NA	NA	NA	0
UNM	1/0	33	NA	NA	NA	NA	0
at UH	0/0	0	NA	NA	NA	NA	0
SJSU	0/0	0	NA	NA	NA	NA	0
at CSU	0/0	0	NA	NA	NA	NA	0
at BSU	0/0	0	NA	NA	NA	NA	0
vs. UNT	0/0	0	NA	NA	NA	NA	0



**80 - SIAOSI MARINER**  
WR • 6-2 • 195 • GR-TR  
Tustin, Calif.  
(Tustin HS)  
(Utah)

### CAREER STATS - RECEIVING

Year	G/GS	Rec	Yds	Avg	TD	Long
2019	11/11	53	819	15.5	7	80

### CAREER HIGHS - RECEIVING

Receptions: 11, at San Diego State (11/9/19)  
Receiving Yards: 123, vs. Wyoming (11/16/19)  
Receiving TDs: 2, at San Diego State (11/9/19)  
Long Catch: 80, vs. Wyoming (11/16/19)







**GAME-BY-GAME RECEIVING**

2019	G/GS	Rec	Yds	Avg	TD	LG
at WF	1/1	8	118	14.8	1	28
SB	1/1	5	73	14.6	1	29
at SDSU	1/1	7	74	10.6	0	16
CSU	1/1	2	40	20.0	0	34
at LSU	1/1	2	45	22.5	0	35
NEV	1/1	2	53	26.5	0	48
at AFA	1/1	3	38	12.7	1	27
BYU	1/1	5	86	17.2	1	32
at FS	1/1	11	103	9.4	2	16
WYO	1/1	4	123	30.8	1	80
BSU	1/1	4	66	16.5	0	37
at UNM	0/0	0	0	0.0	0	0



**81 - TIM PATRICK JR.**

WR • 6-0 • 185 • FR-RS  
San Diego, Calif.  
(Morse HS)

**CAREER STATS - RECEIVING**

Year	G/GS	Rec	Yds	Avg	TD	Long
2018	2/0	0	0	0.0	0	0
2019	3/0	0	0	0.0	0	0
<b>TOTAL</b>	<b>5/0</b>	<b>0</b>	<b>0</b>	<b>0.0</b>	<b>0</b>	<b>0</b>

**GAME-BY-GAME RECEIVING**

2019	G/GS	Rec	Yds	Avg	TD	LG
at WF	0/0	0	0	0.0	0	0
SB	1/0	0	0	0.0	0	0
at SDSU	0/0	0	0	0.0	0	0
CSU	1/0	0	0	0.0	0	0
at LSU	0/0	0	0	0.0	0	0
NEV	1/0	0	0	0.0	0	0
at AFA	0/0	0	0	0.0	0	0
BYU	0/0	0	0	0.0	0	0
at FS	0/0	0	0	0.0	0	0
WYO	0/0	0	0	0.0	0	0
BSU	0/0	0	0	0.0	0	0
at UNM	0/0	0	0	0.0	0	0

2018	G/GS	Rec	Yds	Avg	TD	LG
at MSU	0/0	0	0	0.0	0	0
NMSU	0/0	0	0	0.0	0	0
TTU	1/0	0	0	0.0	0	0
AFA	0/0	0	0	0.0	0	0
at BYU	0/0	0	0	0.0	0	0
UNLV	1/0	0	0	0.0	0	0
at WYO	0/0	0	0	0.0	0	0
UNM	0/0	0	0	0.0	0	0
at UH	0/0	0	0	0.0	0	0
SJSU	0/0	0	0	0.0	0	0
at CSU	0/0	0	0	0.0	0	0
at BSU	0/0	0	0	0.0	0	0
vs. UNT	0/0	0	0	0.0	0	0



**83 - DEREK WRIGHT**

WR • 6-1 • 185 • JR-JC  
Sterling, Utah  
(Manti HS)  
(Snow College)

**CAREER STATS - RECEIVING**

Year	G/GS	Rec	Yds	Avg	TD	Long
2019	8/0	6	86	14.3	1	30

**CAREER HIGHS - RECEIVING**

Receptions: 3, vs. Boise State (11/23/19)  
Receiving Yards: 46, vs. Boise State (11/23/19)  
Receiving TDs: 1, vs. Stony Brook (9/7/19)  
Long Catch: 30, vs. Stony Brook (9/7/19)

**GAME-BY-GAME RECEIVING**

2019	G/GS	Rec	Yds	Avg	TD	LG
at WF	1/0	0	0	0.0	0	0
SB	1/0	2	30	15.0	1	30
at SDSU	1/0	0	0	0.0	0	0

CSU	1/0	0	0	0.0	0	0
at LSU	1/0	1	10	10.0	0	10
NEV	1/0	0	0	0.0	0	0
at AFA	0/0	0	0	0.0	0	0
BYU	0/0	0	0	0.0	0	0
at FS	1/0	0	0	0.0	0	0
WYO	0/0	0	0	0.0	0	0
BSU	1/0	3	46	15.3	0	28
at UNM	0/0	0	0	0.0	0	0



**85 - MOSESE MANU**

TE • 6-3 • 250 • JR-JC  
West Bountiful, Utah  
(Bountiful HS)  
(Mt. San Antonio College)

**CAREER STATS - RECEIVING**

Year	G/GS	Rec	Yds	Avg	TD	Long
2019	1/0	0	0	0.0	0	0

**GAME-BY-GAME RECEIVING**

2019	G/GS	Rec	Yds	Avg	TD	LG
at WF	0/0	0	0	0.0	0	0
SB	1/0	0	0	0.0	0	0
at SDSU	0/0	0	0	0.0	0	0
CSU	0/0	0	0	0.0	0	0
at LSU	0/0	0	0	0.0	0	0
NEV	0/0	0	0	0.0	0	0
at AFA	0/0	0	0	0.0	0	0
BYU	0/0	0	0	0.0	0	0
at FS	0/0	0	0	0.0	0	0
WYO	0/0	0	0	0.0	0	0
BSU	0/0	0	0	0.0	0	0
at UNM	0/0	0	0	0.0	0	0



**87 - CALEB REPP**

TE • 6-5 • 225 • GR-TR  
Rancho Cucamonga, Calif.  
(Los Osos HS)  
(Utah)

**CAREER STATS - RECEIVING**

Year	G/GS	Rec	Yds	Avg	TD	Long
2019	11/5	33	406	12.3	3	40

**CAREER HIGHS - RECEIVING**

Receptions: 5, four times  
Receiving Yards: 75, at San Diego State (11/9/19)  
Receiving TDs: 1, three times  
Long Catch: 40, vs. Colorado State (9/28/19)

**GAME-BY-GAME RECEIVING**

2019	G/GS	Rec	Yds	Avg	TD	LG
at WF	1/1	5	59	11.8	0	23
SB	1/0	5	58	11.6	0	28
at SDSU	1/0	3	23	7.7	0	9
CSU	1/0	3	60	20.0	1	40
at LSU	1/1	1	-2	-2.0	0	0
NEV	1/0	1	13	13.0	1	13
at AFA	1/0	0	0	0.0	0	0
BYU	1/1	3	41	13.7	0	15
at FS	1/0	5	75	15.0	0	28
WYO	1/1	2	32	16.0	0	28
BSU	1/1	5	47	9.4	0	14
at UNM	0/0	0	0	0.0	0	0



**88 - CARSON TERRELL**

TE • 6-5 • 245 • JR-2L  
Lehi, Utah  
(Lehi HS)

**CAREER STATS - RECEIVING**

Year	G/GS	Rec	Yds	Avg	TD	Long
2017	12/0	10	107	10.7	0	22
2018	13/3	10	150	15.0	1	40
2019	10/8	11	72	6.5	0	12
<b>TOTAL</b>	<b>35/11</b>	<b>31</b>	<b>331</b>	<b>10.7</b>	<b>1</b>	<b>40</b>

**CAREER HIGHS - RECEIVING**

Receptions: 4, at San Diego State (9/21/19)  
Receiving Yards: 42, at BYU (10/5/18)  
Receiving TDs: 1, vs. New Mexico (10/27/18)  
Long Catch: 40, at BYU (10/5/18)

**GAME-BY-GAME RECEIVING**

2019	G/GS	Rec	Yds	Avg	TD	LG
at WF	1/1	3	17	5.7	0	10
SB	1/1	1	6	6.0	0	6
at SDSU	1/1	4	33	8.3	0	12
CSU	1/1	1	5	5.0	0	5
at LSU	1/1	1	10	10.0	0	10
NEV	1/1	0	0	0.0	0	0
at AFA	1/1	0	0	0.0	0	0
BYU	1/0	1	3	3.0	0	3
at FS	1/1	0	0	0.0	0	0
WYO	1/0	0	0	0.0	0	0
at BSU	0/0	0	0	0.0	0	0
at UNM	0/0	0	0	0.0	0	0

2018	G/GS	Rec	Yds	Avg	TD	LG
at MSU	1/0	1	9	9.0	0	9
NMSU	1/0	0	0	0.0	0	0
TTU	1/0	3	37	12.3	0	24
AFA	1/0	1	14	14.0	0	14
at BYU	1/0	2	42	21.0	0	40
UNLV	1/1	1	12	12.0	0	12
at WYO	1/1	1	7	7.0	0	7
UNM	1/1	1	29	29.0	1	29
at UH	1/0	0	0	0.0	0	0
SJSU	1/0	0	0	0.0	0	0
at CSU	1/0	0	0	0.0	0	0
at BSU	1/0	0	0	0.0	0	0
vs. UNT	1/0	0	0	0.0	0	0

2017	G/GS	Rec	Yds	Avg	TD	LG
at WIS	1/0	2	18	9.0	0	13
ISU	1/0	1	19	19.0	0	19
at WF	1/0	1	6	6.0	0	6
at SJSU	1/0	1	18	18.0	0	18
BYU	1/0	0	0	0.0	0	0
CSU	1/0	1	16	16.0	0	16
WYO	1/0	2	25	12.5	0	22
at UNLV	1/0	1	3	3.0	0	3
BSU	0/0	0	0	0.0	0	0
at UNM	1/0	0	0	0.0	0	0
UH	1/0	1	2	2.0	0	2
at AFA	1/0	0	0	0.0	0	0
vs. NMSU	1/0	0	0	0.0	0	0



**89 - TRAVIS BOMAN**

TE • 6-4 • 245 • JR-1L  
Henderson, Nev.  
(Coronado HS)

**CAREER STATS - RECEIVING**

Year	G/GS	Rec	Yds	Avg	TD	Long
2018	11/0	1	11	11.0	0	11
2019	9/0	2	7	3.5	0	5
<b>TOTAL</b>	<b>20/0</b>	<b>3</b>	<b>18</b>	<b>6.0</b>	<b>0</b>	<b>11</b>

**CAREER HIGHS - RECEIVING**

Receptions: 2, vs. Stony Brook (9/7/19)  
Receiving Yards: 11, vs. Tennessee Tech (9/13/18)  
Long Catch: 11, vs. Tennessee Tech (9/13/18)

**GAME-BY-GAME RECEIVING**

2019	G/GS	Rec	Yds	Avg	TD	LG
at WF	1/0	0	0	0.0	0	0
SB	1/0	2	7	3.5	0	5
at SDSU	1/0	0	0	0.0	0	0
CSU	1/0	0	0	0.0	0	0
at LSU	1/0	0	0	0.0	0	0
NEV	1/0	0	0	0.0	0	0
at AFA	0/0	0	0	0.0	0	0





# 2019 UTAH STATE PLAYER STATS

BYU	0/0	0	0	0.0	0	0
at FS	1/0	0	0	0.0	0	0
WYO	1/0	0	0	0.0	0	0
BSU	1/0	0	0	0.0	0	0
at UNM	0/0	0	0	0.0	0	0

2018	G/GS	Rec	Yds	Avg	TD	LG
at MSU	0/0	0	0	0.0	0	0
NMSU	1/0	0	0	0.0	0	0
TTU	1/0	1	11	11.0	0	11
AFA	0/0	0	0	0.0	0	0
at BYU	1/0	0	0	0.0	0	0
UNLV	1/0	0	0	0.0	0	0
at WYO	1/0	0	0	0.0	0	0
UNM	0/0	0	0	0.0	0	0
at UH	1/0	0	0	0.0	0	0
SJSU	1/0	0	0	0.0	0	0
at CSU	1/0	0	0	0.0	0	0
at BSU	1/0	0	0	0.0	0	0
vs. UNT	1/0	0	0	0.0	0	0



**89 - AARON DALTON**  
**P • 6-4 • 215 • RS-SR-3L**  
 Bountiful, Utah  
 (Viewmont HS)

### CAREER STATS - PUNTS

Year	GP	No.	Yds	Avg	LG	50+	I20
2015	13	72	2,974	41.3	69	9	27
2016	12	62	2,348	37.9	56	8	19
2017	13	76	3,193	42.0	63	10	26
2018	0	0	0	0.0	0	0	0
2019	11	7	273	39.0	49	0	1
<b>TOTAL</b>	<b>49</b>	<b>217</b>	<b>8,788</b>	<b>40.5</b>	<b>69</b>	<b>27</b>	<b>73</b>

### CAREER HIGHS - PUNTS

Punts: 13, vs. Southern Utah (9/3/15)  
 Avg: 50.3, at Air Force (11/14/15)  
 Long: 69, vs. Akron (12/12/15)  
 I20: 5, vs New Mexico State (12/29/17)

### GAME-BY-GAME PUNTING

2019	No.	Yds	Avg	LG	I20
at WF	7	273	39.0	49	1
SB	0	0	0.0	0	0
at SDSU	0	0	0.0	0	0
CSU	0	0	0.0	0	0
at LSU	0	0	0.0	0	0
NEV	0	0	0.0	0	0
at AFA	0	0	0.0	0	0
BYU	0	0	0.0	0	0
at FS	0	0	0.0	0	0
WYO	0	0	0.0	0	0
BSU	0	0	0.0	0	0
at UNM	0	0	0.0	0	0

2018	No.	Yds	Avg	LG	I20
at MSU	0	0	0.0	0	0
NMSU	0	0	0.0	0	0
TTU	0	0	0.0	0	0
AFA	0	0	0.0	0	0
at BYU	0	0	0.0	0	0
UNLV	0	0	0.0	0	0
at WYO	0	0	0.0	0	0
UNM	0	0	0.0	0	0
at UH	0	0	0.0	0	0
SJSU	0	0	0.0	0	0
at CSU	0	0	0.0	0	0
at BSU	0	0	0.0	0	0
vs. UNT	0	0	0.0	0	0

2017	No.	Yds	Avg	LG	I20
at WIS	5	218	43.6	55	2
ISU	2	86	43.0	44	1
at WF	9	367	40.8	54	4
at SJSU	4	158	39.5	43	2

BYU	8	352	44.0	55	1
CSU	10	429	42.9	54	3
WYO	2	81	40.5	41	1
at UNLV	3	123	41.0	44	2
BSU	9	348	38.7	44	2
at UNM	6	279	46.5	63	0
UH	4	155	38.8	44	1
at AFA	5	196	39.2	47	2
vs NMSU	9	401	44.6	55	5

2016	No.	Yds	Avg	LG	I20
WSU	2	39	19.5	22	0
at USC	5	217	43.4	56	2
ASU	8	303	37.9	49	2
AFA	3	100	33.3	38	2
at BSU	9	352	39.1	51	4
at CSU	7	268	38.3	54	2
FS	4	131	32.8	38	2
SDSU	7	310	44.3	52	1
at WYO	4	137	34.2	54	1
UNM	4	134	33.5	41	1
at NEV	3	96	32.0	43	0
at BYU	6	261	43.5	56	2

2015	No.	Yds	Avg	LG	I20
SUU	13	463	35.6	48	3
at Utah	5	208	41.6	49	1
at Wash	4	139	34.8	42	1
CSU	4	180	45.0	58	1
at FS	6	252	42.0	49	2
BSU	7	282	40.3	51	2
at SDSU	6	260	43.3	56	3
WYO	1	38	38.0	38	0
at UNM	6	279	46.5	63	4
at AFA	7	352	50.3	57	2
NEV	3	110	36.7	40	3
BYU	4	144	36.0	44	2
vs. AKR	6	267	44.5	69	3



**90 - RITISONI FATA**  
**DT • 6-1 • 295 • JR-2L**  
 Redlands, Calif.  
 (East Valley HS)

### CAREER STATS - DEFENSE

Year	G/GS	UA-AT-TT	TFL	Sack	INT	PB	FF	FR
2017	8/2	1-10-11	1.5-3	0.0-0	0-0	0	0	0
2018	9/0	4-7-11	2.0-3	0.0-0	0-0	0	0	0
2019	7/0	2-5-7	0.0-0	0.0-0	0-0	0	0	0
<b>TOTAL</b>	<b>23/2</b>	<b>7-22-29</b>	<b>3.5-6</b>	<b>0.0-0</b>	<b>0-0</b>	<b>0</b>	<b>0</b>	<b>0</b>

### CAREER HIGHS - DEFENSE

Tackles: 4, two times  
 TFL: 1.5, vs. New Mexico (10/27/18)

### GAME-BY-GAME DEFENSE

2019	G/GS	U-A-T	TFL	Sack	INT	PB	QH	F/R
at WF	1/0	0-2-2	0.0-0	0.0-0	0	0	0	0/0
SB	1/0	1-0-1	0.0-0	0.0-0	0	0	0	0/0
at SDSU	1/0	1-0-1	0.0-0	0.0-0	0	0	0	0/0
CSU	0/0	0-0-0	0.0-0	0.0-0	0	0	0	0/0
at LSU	0/0	0-0-0	0.0-0	0.0-0	0	0	0	0/0
NEV	1/0	0-1-1	0.0-0	0.0-0	0	0	0	0/0
at AFA	1/0	0-1-1	0.0-0	0.0-0	0	0	0	0/0
BYU	1/0	0-1-1	0.0-0	0.0-0	0	0	0	0/0
at FS	0/0	0-0-0	0.0-0	0.0-0	0	0	0	0/0
WYO	0/0	0-0-0	0.0-0	0.0-0	0	0	0	0/0
BSU	1/0	0-0-0	0.0-0	0.0-0	0	0	0	0/0
at UNM	0/0	0-0-0	0.0-0	0.0-0	0	0	0	0/0

2018	G/GS	U-A-T	TFL	Sack	INT	PB	QH	F/R
at MSU	0/0	0-0-0	0.0-0	0.0-0	0	0	0	0/0
NMSU	0/0	0-0-0	0.0-0	0.0-0	0	0	0	0/0
TTU	1/0	1-1-2	0.5-1	0.0-0	0	0	0	0/0
AFA	1/0	0-1-1	0.0-0	0.0-0	0	0	0	0/0
at BYU	1/0	0-0-0	0.0-0	0.0-0	0	0	0	0/0

UNLV	1/0	1-0-1	0.0-0	0.0-0	0	0	0	0/0
at WYO	1/0	0-0-0	0.0-0	0.0-0	0	0	0	0/0
UNM	1/0	2-1-3	1.5-2	0.0-0	0	0	0	0/0
at UH	1/0	0-0-0	0.0-0	0.0-0	0	0	0	0/0
SJSU	0/0	0-0-0	0.0-0	0.0-0	0	0	0	0/0
at CSU	0/0	0-0-0	0.0-0	0.0-0	0	0	0	0/0
at BSU	1/0	0-4-4	0.0-0	0.0-0	0	0	0	0/0
vs. UNT	1/0	0-0-0	0.0-0	0.0-0	0	0	0	0/0

2017	G/GS	U-A-T	TFL	Sack	INT	PB	QH	F/R
at WIS	1/1	0-0-0	0.0-0	0.0-0	0	0	0	0/0
ISU	1/0	0-3-3	0.0-0	0.0-0	0	0	0	0/0
at WF	1/0	0-0-0	0.0-0	0.0-0	0	0	0	0/0
at SJSU	1/0	1-1-2	1.0-2	0.0-0	0	0	0	0/0
BYU	1/1	0-2-2	0.0-0	0.0-0	0	0	0	0/0
CSU	0/0	0-0-0	0.0-0	0.0-0	0	0	0	0/0
WYO	0/0	0-0-0	0.0-0	0.0-0	0	0	0	0/0
at UNLV	0/0	0-0-0	0.0-0	0.0-0	0	0	0	0/0
BSU	1/0	0-0-0	0.0-0	0.0-0	0	0	0	0/0
at UNM	1/0	0-0-0	0.0-0	0.0-0	0	0	0	0/0
UH	1/0	0-4-4	0.5-1	0.0-0	0	0	0	0/0
at AFA	0/0	0-0-0	0.0-0	0.0-0	0	0	0	0/0
vs NMSU	0/0	0-0-0	0.0-0	0.0-0	0	0	0	0/0



**91 - DEVON ANDERSON**  
**DT • 6-1 • 295 • SR-2L**  
 Baltimore, Md.  
 (Overlea HS)  
 (Dodge City CC)

### CAREER STATS - DEFENSE

Year	G/GS	UA-AT-TT	TFL	Sack	INT	PB	FF	FR
2017	12/5	19-13-32	3.5-10	1.0-5	0-0	0	2	1
2018	13/9	8-26-34	3.0-10	1.5-7	0-0	0	0	1
2019	11/9	14-17-31	5.5-18	1.0-6	0-0	0	1	0
<b>TOTAL</b>	<b>36/23</b>	<b>41-56-97</b>	<b>12.0-38</b>	<b>3.5-18</b>	<b>0-0</b>	<b>0</b>	<b>3</b>	<b>2</b>

### CAREER HIGHS - DEFENSE

Tackles: 7, at New Mexico (11/4/17)  
 TFLs: 1.5, vs. Boise State (11/23/19)  
 Sacks: 1.0, three times  
 FF: 2, at New Mexico (11/4/17)  
 FR: 1, two times  
 QBH: 1, two times

### GAME-BY-GAME DEFENSE

2019	G/GS	U-A-T	TFL	Sack	INT	PB	QH	F/R
at WF	1/1	3-1-4	0.0-0	0.0-0	0	0	0	0/0
SB	1/1	1-2-3	0.0-0	0.0-0	0	0	1	0/0
at SDSU	1/1	1-0-1	0.0-0	0.0-0	0	0	1	0/0
CSU	1/0	2-2-4	1.0-1	0.0-0	0	0	0	0/0
at LSU	1/0	0-2-2	0.0-0	0.0-0	0	0	0	0/0
NEV	1/1	2-1-3	1.0-6	1.0-6	0	0	0	0/0
at AFA	1/1	2-0-2	1.0-6	0.0-0	0	0	0	1/0
BYU	1/1	1-5-6	0.0-0	0.0-0	0	0	0	0/0
at FS	1/1	0-0-0	0.0-0	0.0-0	0	0	0	0/0
WYO	1/1	1-1-2	1.0-3	0.0-0	0	0	0	0/0
BSU	1/1	1-3-4	1.5-2	0.0-0	0	0	0	0/0
at UNM	0/0	0-0-0	0.0-0	0.0-0	0	0	0	0/0

2018	G/GS	U-A-T	TFL	Sack	INT	PB	QH	F/R
at MSU	1/0	0-0-0	0.0-0	0.0-0	0	0	0	0/1
NMSU	1/0	1-1-2	0.0-0	0.0-0	0	0	0	0/0
TTU	1/0	0-4-4	0.5-1	0.0-0	0	0	0	0/0
AFA	1/0	1-3-4	1.0-6	1.0-6	0	0	0	0/0
at BYU	1/1	2-0-2	0.0-0	0.0-0	0	0	0	0/0
UNLV	1/1	0-2-2	0.0-0	0.0-0	0	0	0	0/0
at WYO	1/1	1-3-4	0.5-1	0.0-0	0	0	0	0/0
UNM	1/1	0-2-2	0.0-0	0.0-0	0	0	0	0/0
at UH	1/1	0-2-2	0.5-1	0.5-1	0			



ISU	1/0	0-1-1	0.0-0	0.0-0	0	0	0	0/0
at WF	1/0	2-1-3	1.0-3	0.0-0	0	0	0	0/0
at SJSU	1/0	0-1-1	0.0-0	0.0-0	0	0	0	0/0
BYU	0/0	0-0-0	0.0-0	0.0-0	0	0	0	0/0
CSU	1/0	0-0-0	0.0-0	0.0-0	0	0	0	0/0
WYO	1/0	0-2-2	0.0-0	0.0-0	0	0	0	0/0
at UNLV	1/1	2-3-5	1.0-5	1.0-5	0	0	0	0/0
BSU	1/0	0-1-1	0.0-0	0.0-0	0	0	0	0/0
at UNM	1/1	6-1-7	0.0-0	0.0-0	0	0	0	2/1
UH	1/0	2-2-4	0.5-1	0.0-0	0	0	0	0/0
at AFA	1/1	5-1-6	1.0-1	0.0-0	0	0	0	0/0
vs NMSU	1/1	1-0-1	0.0-0	0.0-0	0	0	0	0/0



**92 - HALE MOTU'APUAKA**  
 DT • 6-2 • 285 • FR-RS  
 Honolulu, Hawai'i  
 (Punahou HS)

**CAREER STATS - DEFENSE**

Year	G/GS	UA-AT-TT	TFL	Sack	INT	PB	FF	FR
2018	2/0	0-0-0	0.0-0	0.0-0	0-0	0	0	0
2019	10/0	4-8-12	0.5-0	0.0-0	0-0	0	0	0
<b>TOTAL</b>	<b>12/0</b>	<b>4-8-12</b>	<b>0.5-0</b>	<b>0.0-0</b>	<b>0-0</b>	<b>0</b>	<b>0</b>	<b>0</b>

**CAREER HIGHS - DEFENSE**

Tackles: 3, two times  
 TFL: 0.5, vs. BYU (11/2/19)  
 QBH: 1, vs. BYU (11/2/19)

**GAME-BY-GAME DEFENSE**

2019	G/GS	U-A-T	TFL	Sack	INT	PB	QH	F/R
at WF	1/0	1-1-2	0.0-0	0.0-0	0	0	0	0/0
SB	1/0	1-2-3	0.0-0	0.0-0	0	0	0	0/0
at SDSU	1/0	0-0-0	0.0-0	0.0-0	0	0	0	0/0
CSU	1/0	0-1-1	0.0-0	0.0-0	0	0	0	0/0
at LSU	0/0	0-0-0	0.0-0	0.0-0	0	0	0	0/0
NEV	1/0	0-0-0	0.0-0	0.0-0	0	0	0	0/0
at AFA	1/0	1-0-1	0.0-0	0.0-0	0	0	0	0/0
BYU	1/0	0-1-1	0.5-0	0.0-0	0	0	1	0/0
at FS	1/0	0-0-0	0.0-0	0.0-0	0	0	0	0/0
WYO	1/0	1-0-1	0.0-0	0.0-0	0	0	0	0/0
BSU	1/0	0-3-3	0.0-0	0.0-0	0	0	0	0/0
at UNM	0/0	0-0-0	0.0-0	0.0-0	0	0	0	0/0
2018	G/GS	U-A-T	TFL	Sack	INT	PB	QH	F/R
at MSU	0/0	0-0-0	0.0-0	0.0-0	0	0	0	0/0
NMSU	0/0	0-0-0	0.0-0	0.0-0	0	0	0	0/0
TTU	0/0	0-0-0	0.0-0	0.0-0	0	0	0	0/0
AFA	0/0	0-0-0	0.0-0	0.0-0	0	0	0	0/0
at BYU	0/0	0-0-0	0.0-0	0.0-0	0	0	0	0/0
UNLV	1/0	3-2-5	1.0-5	1.0-5	0	0	1	0/0
at WYO	1/0	2-0-2	1.0-8	1.0-8	0	0	0	0/0
UNM	1/0	2-0-2	0.0-0	0.0-0	0	0	0	0/0
at UH	1/0	0-0-0	0.0-0	0.0-0	0	0	0	0/0
SJSU	1/0	0-0-0	0.0-0	0.0-0	0	0	0	0/0
at CSU	1/0	0-0-0	0.0-0	0.0-0	0	0	0	0/0
at BSU	1/0	0-0-0	0.0-0	0.0-0	0	0	0	0/0
vs. UNT	1/0	0-1-1	0.0-0	0.0-0	0	0	0	0/0
2017	G/GS	U-A-T	TFL	Sack	INT	PB	QH	F/R
at WIS	1/1	1-0-1	0.0-0	0.0-0	0	0	0	0/0
ISU	1/1	0-3-3	0.0-0	0.0-0	0	0	1	0/0
at WF	1/0	3-1-4	0.0-0	0.0-0	0	0	0	0/0
at SJSU	1/0	3-2-5	1.5-3	1.0-2	0	0	0	0/1
BYU	1/0	1-2-3	0.0-0	0.0-0	0	0	0	0/0
CSU	1/0	3-4-7	0.0-0	0.0-0	0	0	1	0/0
WYO	1/1	0-0-0	0.0-0	0.0-0	0	0	0	0/0
at UNLV	1/1	1-4-5	0.0-0	0.0-0	0	0	0	0/0
BSU	1/0	1-8-9	0.0-0	0.0-0	0	0	0	0/0
at UNM	1/0	0-1-1	0.0-0	0.0-0	0	0	0	0/0
UH	1/0	0-2-2	0.0-0	0.0-0	0	0	0	0/0
at AFA	1/0	2-3-5	0.0-0	0.0-0	0	0	0	0/0
vs NMSU	1/0	0-0-0	0.0-0	0.0-0	0	0	0	0/0
2016	G/GS	U-A-T	TFL	Sack	INT	PB	QH	F/R
WSU	1/0	0-0-0	0.0-0	0.0-0	0	0	1	0/0
at USC	1/0	0-0-0	0.0-0	0.0-0	0	0	0	0/0
ASU	1/0	0-1-1	0.0-0	0.0-0	0	0	0	0/0
AFA	1/0	0-1-1	0.0-0	0.0-0	0	0	0	0/0
at BSU	1/0	0-0-0	0.0-0	0.0-0	0	0	0	0/0
at CSU	1/0	0-0-0	0.0-0	0.0-0	0	0	0	0/0
FS	1/0	0-0-0	0.0-0	0.0-0	0	0	0	0/0
SDSU	0/0	0-0-0	0.0-0	0.0-0	0	0	0	0/0
at WYO	1/0	0-0-0	0.0-0	0.0-0	0	0	0	0/0
UNM	1/0	0-0-0	0.0-0	0.0-0	0	0	0	0/0
at NEV	1/0	0-0-0	0.0-0	0.0-0	0	0	0	0/0
at BYU	1/0	0-0-0	0.0-0	0.0-0	0	0	0	0/0



**93 - JACOBY WILDMAN**  
 DE • 6-2 • 250 • GR-3L  
 Logan, Utah  
 (Logan HS)

**CAREER STATS - DEFENSE**

Year	G/GS	UA-AT-TT	TFL	Sack	INT	PB	FF	FR
2016	11/0	0-2-2	0.0-0	0.0-0	0-0	0	0	0
2017	13/4	15-30-45	1.5-3	1.0-2	0-0	0	0	1
2018	11/0	9-6-15	2.0-13	2.0-13	0-0	0	0	0
2019	11/4	17-20-37	4.5-17	2.0-12	0-0	0	0	0
<b>TOTAL</b>	<b>46/8</b>	<b>41-58-99</b>	<b>8.0-33</b>	<b>5.0-27</b>	<b>0-0</b>	<b>0</b>	<b>0</b>	<b>1</b>

**CAREER HIGHS - DEFENSE**

Tackles: 9, vs. Boise State (10/28/17)  
 Sacks: 1.0, five times  
 TFL: 2.0, at Wake Forest (8/20/19)  
 FR: 1, at San José State (9/23/17)  
 QBH: 1, five times  
 Blocked Kick: 1, vs. North Texas (12/15/18)

**GAME-BY-GAME DEFENSE**

2019	G/GS	U-A-T	TFL	Sack	INT	PB	QH	F/R
at WF	1/0	5-1-6	2.0-4	0.0-0	0	0	0	0/0
SB	1/0	1-2-3	0.5-1	0.0-0	0	0	0	0/0
at SDSU	1/0	2-0-2	1.0-7	1.0-7	0	0	0	0/0
CSU	1/1	0-2-2	0.0-0	0.0-0	0	0	1	0/0
at LSU	1/1	4-0-4	1.0-5	1.0-5	0	0	0	0/0
NEV	1/0	1-0-1	0.0-0	0.0-0	0	0	0	0/0
at AFA	1/0	0-3-3	0.0-0	0.0-0	0	0	0	0/0
BYU	1/1	1-2-3	0.0-0	0.0-0	0	0	0	0/0
at FS	1/0	1-2-3	0.0-0	0.0-0	0	0	0	0/0
WYO	1/0	1-2-3	0.0-0	0.0-0	0	0	0	0/0
BSU	1/1	1-6-7	0.0-0	0.0-0	0	0	0	0/0
at UNM	0/0	0-0-0	0.0-0	0.0-0	0	0	0	0/0
2018	G/GS	U-A-T	TFL	Sack	INT	PB	QH	F/R
at MSU	0/0	0-0-0	0.0-0	0.0-0	0	0	0	0/0
NMSU	0/0	0-0-0	0.0-0	0.0-0	0	0	0	0/0
TTU	1/0	0-0-0	0.0-0	0.0-0	0	0	0	0/0
AFA	1/0	2-3-5	0.0-0	0.0-0	0	0	0	0/0
at BYU	1/0	0-0-0	0.0-0	0.0-0	0	0	0	0/0
UNLV	1/0	3-2-5	1.0-5	1.0-5	0	0	1	0/0
at WYO	1/0	2-0-2	1.0-8	1.0-8	0	0	0	0/0
UNM	1/0	2-0-2	0.0-0	0.0-0	0	0	0	0/0
at UH	1/0	0-0-0	0.0-0	0.0-0	0	0	0	0/0
SJSU	1/0	0-0-0	0.0-0	0.0-0	0	0	0	0/0
at CSU	1/0	0-0-0	0.0-0	0.0-0	0	0	0	0/0
at BSU	1/0	0-0-0	0.0-0	0.0-0	0	0	0	0/0
vs. UNT	1/0	0-1-1	0.0-0	0.0-0	0	0	0	0/0

2017	G/GS	U-A-T	TFL	Sack	INT	PB	QH	F/R
at WIS	1/1	1-0-1	0.0-0	0.0-0	0	0	0	0/0
ISU	1/1	0-3-3	0.0-0	0.0-0	0	0	1	0/0
at WF	1/0	3-1-4	0.0-0	0.0-0	0	0	0	0/0
at SJSU	1/0	3-2-5	1.5-3	1.0-2	0	0	0	0/1
BYU	1/0	1-2-3	0.0-0	0.0-0	0	0	0	0/0
CSU	1/0	3-4-7	0.0-0	0.0-0	0	0	1	0/0
WYO	1/1	0-0-0	0.0-0	0.0-0	0	0	0	0/0
at UNLV	1/1	1-4-5	0.0-0	0.0-0	0	0	0	0/0
BSU	1/0	1-8-9	0.0-0	0.0-0	0	0	0	0/0
at UNM	1/0	0-1-1	0.0-0	0.0-0	0	0	0	0/0
UH	1/0	0-2-2	0.0-0	0.0-0	0	0	0	0/0
at AFA	1/0	2-3-5	0.0-0	0.0-0	0	0	0	0/0
vs NMSU	1/0	0-0-0	0.0-0	0.0-0	0	0	0	0/0

2016	G/GS	U-A-T	TFL	Sack	INT	PB	QH	F/R
WSU	1/0	0-0-0	0.0-0	0.0-0	0	0	1	0/0
at USC	1/0	0-0-0	0.0-0	0.0-0	0	0	0	0/0
ASU	1/0	0-1-1	0.0-0	0.0-0	0	0	0	0/0
AFA	1/0	0-1-1	0.0-0	0.0-0	0	0	0	0/0
at BSU	1/0	0-0-0	0.0-0	0.0-0	0	0	0	0/0
at CSU	1/0	0-0-0	0.0-0	0.0-0	0	0	0	0/0
FS	1/0	0-0-0	0.0-0	0.0-0	0	0	0	0/0
SDSU	0/0	0-0-0	0.0-0	0.0-0	0	0	0	0/0
at WYO	1/0	0-0-0	0.0-0	0.0-0	0	0	0	0/0
UNM	1/0	0-0-0	0.0-0	0.0-0	0	0	0	0/0
at NEV	1/0	0-0-0	0.0-0	0.0-0	0	0	0	0/0
at BYU	1/0	0-0-0	0.0-0	0.0-0	0	0	0	0/0



**94 - CADEN ANDERSEN**  
 DT • 6-2 • 280 • JR-1L  
 Logan, Utah  
 (Logan HS)

**CAREER STATS - DEFENSE**

Year	G/GS	UA-AT-TT	TFL	Sack	INT	PB	FF	FR
2018	12/0	2-7-9	3.0-11	1.0-8	0-0	0	0	0
2019	11/0	1-11-12	0.5-2	0.5-2	0-0	0	0	0
<b>TOTAL</b>	<b>23/0</b>	<b>3-18-21</b>	<b>3.5-13</b>	<b>1.5-10</b>	<b>0-0</b>	<b>0</b>	<b>0</b>	<b>0</b>

**CAREER HIGHS - DEFENSE**

Tackles: 3, vs. Boise State (11/23/19)  
 TFL: 1.5, vs. Tennessee Tech (9/13/18)  
 Sacks: 1.0, at Boise State (11/24/18)  
 QBH: 1, two times

**GAME-BY-GAME DEFENSE**

2019	G/GS	U-A-T	TFL	Sack	INT	PB	QH	F/R
at WF	1/0	0-0-0	0.0-0	0.0-0	0	0	0	0/0
SB	1/0	0-2-2	0.0-0	0.0-0	0	0	0	0/0
at SDSU	1/0	0-0-0	0.0-0	0.0-0	0	0	0	0/0
CSU	1/0	0-2-2	0.0-0	0.0-0	0	0	0	0/0
at LSU	1/0							

at AFA	1/1	2-4-6	0.0-0	0.0-0	0	0	0	0/0
BYU	1/1	2-3-5	0.0-0	0.0-0	0	0	0	0/0
at FS	1/1	5-0-5	0.0-0	0.0-0	0	0	0	0/0
WYO	1/1	1-3-4	0.0-0	0.0-0	0	0	1	0/0
BSU	1/1	2-5-7	1.5-19	1.0-12	0	0	0	0/0
at UNM	0/0	0-0-0	0.0-0	0.0-0	0	0	0	0/0

<b>2018</b>	<b>G/GS</b>	<b>U-A-T</b>	<b>TFL</b>	<b>Sack</b>	<b>INT</b>	<b>PB</b>	<b>QH</b>	<b>F/R</b>
at MSU	1/1	2-1-3	0.0-0	0.0-0	0	0	0	0/0
NMSU	1/0	0-4-4	0.5-1	0.5-1	0	0	0	0/0
TTU	1/1	0-4-4	0.0-0	0.0-0	0	0	0	0/0
AFA	1/1	1-8-9	0.0-0	0.0-0	0	0	0	0/0
at BYU	1/1	1-0-1	0.0-0	0.0-0	0	0	0	0/0
UNLV	1/1	0-4-4	0.0-0	0.0-0	0	0	0	0/0
at WYO	1/1	1-0-1	1.0-2	0.0-0	0	0	0	0/0
UNM	1/1	0-0-0	0.0-0	0.0-0	0	0	0	0/0
at UH	1/1	0-0-0	0.0-0	0.0-0	0	0	0	0/0
SJSU	1/1	1-1-2	1.0-4	0.0-0	0	0	0	0/0
at CSU	1/1	0-3-3	0.0-0	0.0-0	0	0	0	0/0
at BSU	1/1	0-0-0	0.0-0	0.0-0	0	0	0	0/0
vs. UNT	0/0	0-0-0	0.0-0	0.0-0	0	0	0	0/0

<b>2017</b>	<b>G/GS</b>	<b>U-A-T</b>	<b>TFL</b>	<b>Sack</b>	<b>INT</b>	<b>PB</b>	<b>QH</b>	<b>F/R</b>
at WIS	0/0	0-0-0	0.0-0	0.0-0	0	0	0	0/0
ISU	0/0	0-0-0	0.0-0	0.0-0	0	0	0	0/0
at SJSU	0/0	0-0-0	0.0-0	0.0-0	0	0	0	0/0
BYU	1/0	1-1-2	0.0-0	0.0-0	0	0	0	0/0
CSU	1/0	2-3-5	1.5-2	0.0-0	0	0	1	0/0
WYO	1/1	1-1-2	0.0-0	0.0-0	0	0	0	0/0
at UNLV	1/1	3-1-4	1.0-2	0.0-0	0	0	0	0/0
BSU	1/1	0-4-4	0.0-0	0.0-0	0	0	0	0/0
at UNM	1/1	2-1-3	1.0-1	0.0-0	0	0	0	0/0
UH	1/1	2-3-5	1.0-2	0.0-0	0	0	0	0/0
at AFA	1/1	1-2-3	0.0-0	0.0-0	0	0	0	0/0
vs NMSU	1/1	4-0-4	0.0-0	0.0-0	0	0	0	0/0

<b>2016</b>	<b>G/GS</b>	<b>U-A-T</b>	<b>TFL</b>	<b>Sack</b>	<b>INT</b>	<b>PB</b>	<b>QH</b>	<b>F/R</b>
WSU	1/0	0-1-1	0.5-1	0.0-0	0	0	0	0/0
at USC	0/0	0-0-0	0.0-0	0.0-0	0	0	0	0/0
ASU	0/0	0-0-0	0.0-0	0.0-0	0	0	0	0/0
AFA	0/0	0-0-0	0.0-0	0.0-0	0	0	0	0/0
at BSU	0/0	0-0-0	0.0-0	0.0-0	0	0	0	0/0
at CSU	0/0	0-0-0	0.0-0	0.0-0	0	0	0	0/0
FS	1/0	0-2-2	0.0-0	0.0-0	0	0	0	0/0
SDSU	1/0	2-4-6	0.0-0	0.0-0	0	0	0	0/0
at WYO	1/0	2-1-3	0.0-0	0.0-0	0	1	0	0/0
UNM	1/0	1-2-3	0.0-0	0.0-0	0	0	0	0/0
at NEV	1/0	1-0-1	0.0-0	0.0-0	0	1	0	0/0
at BYU	1/0	4-0-4	0.0-0	0.0-0	0	0	0	0/0



**97 - JAKE PITCHER**  
**DE • 6-3 • 245 • JR-SQ**  
 Smithfield, Utah  
 (Sky View HS)

<b>CAREER STATS - DEFENSE</b>								
Year	G/GS	UA-AT-TT	TFL	Sack	INT	PB	FF	FR
2017	1/0	0-1-1	0.0-0	0.0-0	0-0	0	0	0
2018	4/0	0-0-0	0.0-0	0.0-0	0-0	0	0	0
2019	6/0	1-2-3	0.0-0	0.0-0	0-0	1	0	0
<b>TOTAL</b>	<b>11/0</b>	<b>1-3-4</b>	<b>0.0-0</b>	<b>0.0-0</b>	<b>0-0</b>	<b>1</b>	<b>0</b>	<b>0</b>

**CAREER HIGHS - DEFENSE**  
 Tackles: 2, vs. Stony Brook (9/7/19)  
 PBU: 1, vs. Boise State (11/23/19)

<b>GAME-BY-GAME DEFENSE</b>								
2019	G/GS	U-A-T	TFL	Sack	INT	PB	QH	F/R
at WF	0/0	0-0-0	0.0-0	0.0-0	0	0	0	0/0
SB	1/0	1-1-2	0.0-0	0.0-0	0	0	0	0/0
at SDSU	0/0	0-0-0	0.0-0	0.0-0	0	0	0	0/0
CSU	0/0	0-0-0	0.0-0	0.0-0	0	0	0	0/0
at LSU	1/0	0-0-0	0.0-0	0.0-0	0	0	0	0/0
NEV	1/0	0-0-0	0.0-0	0.0-0	0	0	0	0/0
at AFA	1/0	0-0-0	0.0-0	0.0-0	0	0	0	0/0
BYU	0/0	0-0-0	0.0-0	0.0-0	0	0	0	0/0

at FS	1/0	0-0-0	0.0-0	0.0-0	0	0	0	0/0
WYO	0/0	0-0-0	0.0-0	0.0-0	0	0	0	0/0
BSU	1/0	0-1-1	0.0-0	0.0-0	0	1	0	0/0
at UNM	0/0	0-0-0	0.0-0	0.0-0	0	0	0	0/0

<b>2018</b>	<b>G/GS</b>	<b>U-A-T</b>	<b>TFL</b>	<b>Sack</b>	<b>INT</b>	<b>PB</b>	<b>QH</b>	<b>F/R</b>
at MSU	0/0	0-0-0	0.0-0	0.0-0	0	0	0	0/0
NMSU	1/0	0-0-0	0.0-0	0.0-0	0	0	0	0/0
TTU	1/0	0-0-0	0.0-0	0.0-0	0	0	0	0/0
AFA	0/0	0-0-0	0.0-0	0.0-0	0	0	0	0/0
at BYU	0/0	0-0-0	0.0-0	0.0-0	0	0	0	0/0
UNLV	0/0	0-0-0	0.0-0	0.0-0	0	0	0	0/0
at WYO	0/0	0-0-0	0.0-0	0.0-0	0	0	0	0/0
UNM	1/0	0-0-0	0.0-0	0.0-0	0	0	0	0/0
at UH	0/0	0-0-0	0.0-0	0.0-0	0	0	0	0/0
SJSU	1/0	0-0-0	0.0-0	0.0-0	0	0	0	0/0
at CSU	0/0	0-0-0	0.0-0	0.0-0	0	0	0	0/0
at BSU	0/0	0-0-0	0.0-0	0.0-0	0	0	0	0/0
vs. UNT	0/0	0-0-0	0.0-0	0.0-0	0	0	0	0/0

<b>2017</b>	<b>G/GS</b>	<b>U-A-T</b>	<b>TFL</b>	<b>Sack</b>	<b>INT</b>	<b>PB</b>	<b>QH</b>	<b>F/R</b>
at WIS	0/0	0-0-0	0.0-0	0.0-0	0	0	0	0/0
ISU	1/0	0-1-1	0.0-0	0.0-0	0	0	0	0/0
at WF	0/0	0-0-0	0.0-0	0.0-0	0	0	0	0/0
at SJSU	0/0	0-0-0	0.0-0	0.0-0	0	0	0	0/0
BYU	0/0	0-0-0	0.0-0	0.0-0	0	0	0	0/0
CSU	0/0	0-0-0	0.0-0	0.0-0	0	0	0	0/0
WYO	0/0	0-0-0	0.0-0	0.0-0	0	0	0	0/0
at UNLV	0/0	0-0-0	0.0-0	0.0-0	0	0	0	0/0
BSU	0/0	0-0-0	0.0-0	0.0-0	0	0	0	0/0
at UNM	0/0	0-0-0	0.0-0	0.0-0	0	0	0	0/0
UH	0/0	0-0-0	0.0-0	0.0-0	0	0	0	0/0
at AFA	0/0	0-0-0	0.0-0	0.0-0	0	0	0	0/0
vs NMSU	0/0	0-0-0	0.0-0	0.0-0	0	0	0	0/0



**98 - CHRIS BARTOLIC**  
**P • 6-0 • 195 • JR-JC**  
 Newport Beach, Calif.  
 (Carona del Mar HS)  
 (Orange Coast CC)

<b>CAREER STATS - PUNTS</b>							
Year	GP	No.	Yds	Avg	LG	50+	I20
2019	7	34	1,431	42.1	71	8	11

**CAREER HIGHS - PUNTS**  
 Punts: 8, at Air Force (10/26/19)  
 Avg: 51.0, vs. Stony Brook (9/7/19)  
 Long: 71, at Air Force (10/26/19)  
 I20: 5, vs. Nevada (10/19/19)

<b>GAME-BY-GAME PUNTING</b>						
2019	No.	Yds	Avg	LG	I20	
at WF	0	0	0.0	0	0	
SB	1	51	51.0	51	0	
at SDSU	0	0	0.0	0	0	
CSU	0	0	0.0	0	0	
at LSU	0	0	0.0	0	0	
NEV	7	281	40.1	53	5	
at AFA	8	364	45.4	71	2	
BYU	5	211	42.2	51	2	
at FS	2	86	43.0	44	0	
WYO	5	223	44.6	51	1	
BSU	6	215	35.8	42	1	
at UNM	0	0	0.0	0	0	



**98 - AJ VONGPHACHANH**  
**DE • 6-3 • 230 • FR-HS**  
 Pasco, Wash.  
 (Chiawana HS)

<b>CAREER STATS - DEFENSE</b>								
Year	G/GS	UA-AT-TT	TFL	Sack	INT	PB	FF	FR
2019	6/1	7-10-17	0.0-0	0.0-0	0-0	0	0	0

**CAREER HIGHS - DEFENSE**  
 Tackles: 5, three times

<b>GAME-BY-GAME DEFENSE</b>									
2019	G/GS	U-A-T	TFL	Sack	INT	PB	QH	F/R	
at WF	0/0	0-0-0	0.0-0	0.0-0	0	0	0	0	0/0
SB	1/0	1-1-2	0.0-0	0.0-0	0	0	0	0	0/0
at SDSU	0/0	0-0-0	0.0-0	0.0-0	0	0	0	0	0/0
CSU	0/0	0-0-0	0.0-0	0.0-0	0	0	0	0	0/0
at LSU	1/0	2-3-5	0.0-0	0.0-0	0	0	0	0	0/0
NEV	0/0	0-0-0	0.0-0	0.0-0	0	0	0	0	0/0
at AFA	1/0	2-3-5	0.0-0	0.0-0	0	0	0	0	0/0
BYU	1/0	0-0-0	0.0-0	0.0-0	0	0	0	0	0/0
at FS	1/1	2-3-5	0.0-0	0.0-0	0	0	0	0	0/0
WYO	0/0	0-0-0	0.0-0	0.0-0	0	0	0	0	0/0
BSU	1/0	0-0-0	0.0-0	0.0-0	0	0	0	0	0/0
at UNM	0/0	0-0-0	0.0-0	0.0-0	0	0	0	0	0/0





/// GAME 10 RECAP vs. WYOMING ///



NOVEMBER 16, 2019  
MERLIN OLSEN FIELD AT MAVERIK STADIUM

SCORING SUMMARY

	1	2	3	4	FINAL
Wyoming	0	14	0	7	21
Utah State	0	20	3	3	26

Second Quarter

WYO - Wilson 10 yd interception return (Rothe kick, 14:54)  
 USU - Mariner 80 yd pass from Love (Eberle kick, 11:35)  
 USU - Bright 35 yd pass from Love (Eberle kick, 7:32)  
 WYO - Vander Waal 11 yd run (Rothe kick, 5:34)  
 USU - Eberle 47 yd FG (2:04)  
 USU - Eberle 44 yd FG (:09)

Third Quarter

USU - Eberle 26 yd FG (4:44)

Fourth Quarter

FS - Eberle 23 yd FG (11:11)  
 WYO - Vander Waal 5 yd run (Rothe kick, 4:19)  
 Attendance: 16,364

TEAM STATISTICS

	UW	USU
First Downs	24	22
Rushing	158	105
Passing	185	317
Total Offense	343	422
Fumbles: Number-Lost	1-1	1-0
Penalties: Number-Yards	9-92	9-75
Punts-Yards/Avg.	7-274/39.1	5-223/44.6
Punt returns: No-Yds-TD/Avg.	4-49-0/12.2	1-15-0/15.0
Kickoff Returns: No-Yds-TD/Avg.	1-38-0/38.0	4-76-0/19.0
Interceptions: No-Yds-TD	2-10-1	3-56-0
Fumble Returns: No-Yds-TD	0-0-0	0-0-0
Possession Time	33:11	26:49
Third-Down Conversions	5-of-14	4-of-16

INDIVIDUAL RUSHING

UW: Valladay, 25-114; Brenton, 4-22; Conway, 2-12; Ismail Jr., 2-7; Vander Waal, 8-4, 2 TD; Moore, 1-1.  
 USU: Bright, 17-56; Warren, 10-38; Love, 9-33; Colombi, 4-3; Thompkins, 1-1.

INDIVIDUAL PASSING (C-A-I, Yds, TD)

UW: Vander Waal, 20-36-3, 185. 0.  
 USU: Love, 18-29-2, 282, 2.

INDIVIDUAL RECEIVING

UW: Harshman, 6-76; Conway, 5-64; Valladay, 3-0; Gentry, 2-14; Marcotte, 2-12; Eberhardt, 1-14; Brenton, 1-5.  
 USU: Mariner, 4-123, TD; Thompkins, 4-51; Nathan, 4-24; Bright, 3-44, TD; Compton, 3-38; Repp, 2-32; Scarver, 1-5.

USU Punt Returns: Nathan, 1-15.

USU KO Returns: Scarver, 3-62; Bright, 1-14.

USU Interception Returns: Munoz, 2-56; Bond, 1-0.

USU Fumble Returns: None.

USU Tackle Leaders: Munoz, 13; Lefeged Jr., 12; Meitzenheimer, 12; Williams, 7; Galeai, 5; Bond, 5.

UTAH STATE STARTERS

OFFENSE

LT Edwards  
 LG T. Shaw  
 C Ali'ifua  
 RG K. Shaw  
 RT Hack  
 WR Thompkins  
 WR Nathan  
 WR Compton  
 WR Mariner  
 TE Repp  
 QB Love

DEFENSE

DE Te'i  
 DT 'Unga  
 DT Anderson  
 DE Galeai  
 LB Munoz  
 LB Meitzenheimer  
 CB Haney  
 CB Williams  
 S Lefeged Jr.  
 S Bond  
 NK Grayson



Junior QB Jordan Love (10) was 18-of-29 passing for 282 yards and two touchdowns in Utah State's 26-21 Mountain West home win against Wyoming. Love also carried the ball nine times for 33 yards.

LOGAN, Utah - Junior QB Jordan Love was 18-of-29 passing for 282 yards and two touchdowns and redshirt junior LB Eric Munoz posted 13 tackles and two interceptions in Utah State's 26-21 Mountain West home win against Wyoming on Merlin Olsen Field at Maverik Stadium on Saturday, Nov. 16, 2019.

Munoz, a walk-on who was making his first-career start, had just eight total tackles in seven previous appearances for the Aggies, but posted his first-ever double-digit tackle outing against the Cowboys and culminated his performance by intercepting Wyoming QB Tyler Vander Waal with just over a minute remaining at the USU 25-yard line. Overall, it was Munoz's second interception of the game as he returned the first one 51 yards to the Wyoming 2-yard line, setting up a 23-yard field goal by senior PK Dominik Eberle that gave the Aggies a 26-14 lead with 11:11 remaining in the game.

With the win, Utah State (6-4, 5-1 Mountain West) became bowl eligible and remained in the hunt for the Mountain Division title, while the Cowboys (6-4, 3-3 MW) lost a heartbreaker for the second-consecutive week.

Munoz accounted for half of Utah State's takeaways in the game as junior S Troy Lefeged Jr. forced and recovered a fumble in the first quarter at the USU 30-yard line, while fellow junior S Shaq Bond intercepted a pass of his own late in the second quarter that led to an Aggie field goal. Lefeged finished with a career-high 12 tackles, while junior linebacker Kevin Meitzenheimer added 12 stops.

Coming in, Wyoming had only turned the ball over five times to rank second in the nation only to see USU force four turnovers on the day.

Wyoming's defense came into the Bridger's Battle showdown ranked 14th in the nation in scoring defense at 17.9 points allowed per game, but gave up 20 to USU in the second quarter alone. USU finished the game with 422 yards of total offense, including 317 through the air, while Wyoming had 343 total yards.

Utah State scored 12 straight points on four Eberle field goals (47, 44, 26 and 23 yards) to open its 12-point lead early in the fourth. With his four field goals, Eberle set both the USU and Mountain West record for field goals made in a career with 61. The previous school record was 59 set by Brad Bohn (1997-2000), while the previous MW record was 57 set by Utah's Louis Sakoda (2005-08).

Senior graduate transfer WR Siasoi Mariner led all receivers in the game with a career-high 123 yards on four catches, including a career-long 80-yard touchdown that tied it at 7-apiece early in the second quarter.

Wyoming scored first following a 10-yard interception return for a touchdown.

Utah State took its first lead of the day on a 35-yard touchdown pass from Love to senior RB Gerold Bright, who finished the game with 56 rushing yards on 17 carries and 44 receiving yards on three receptions.

Utah State added six more points in the second quarter on a pair of Eberle field goals, and extended its lead to 26-14 early in the fourth quarter following two more Eberle field goals.

Vander Waal's 5-yard keeper for Wyoming cut the deficit to 26-21 with 6:52 to go, but the Cowboys could not complete the comeback. Vander Waal finished 20-of-36 for 185 yards and the three picks, to go along with two touchdown runs.



Redshirt junior LB Eric Munoz (38) had a career-high 13 tackles, including 0.5 tackles for loss, to go along with the first two interceptions of his career against the Cowboys.



## /// GAME 9 RECAP vs. FRESNO STATE ///



NOVEMBER 9, 2019

BULLDOG STADIUM

### SCORING SUMMARY

	1	2	3	4	FINAL
Utah State	7	14	10	6	37
Fresno State	7	7	14	7	35

### First Quarter

FS - Rivers 10 yd run (Silva kick, 8:23)  
 USU - Bright 21 yd run (Eberle kick, 5:07)

### Second Quarter

FS - Rivers 2 yd run (Silva kick, 11:21)  
 USU - Mariner 15 yd pass from Love (Eberle kick, 7:59)  
 USU - Mariner 8 yd pass from Love (Eberle kick, 0:39)

### Third Quarter

USU - Warren 6 yd run (Eberle kick, 11:01)  
 FS - Hokit 1 yd run (Silva kick, 7:56)  
 USU - Eberle 25 yd field goal (5:16)  
 FS - Rivers 6 yd run (Silva kick, 3:04)

### Fourth Quarter

FS - Cropper 10 yd run (Silva kick, 14:11)  
 USU - Eberle 39 yd field goal (12:31)  
 USU - Eberle 30 yd field goal (:00)

Attendance: 32,037

### TEAM STATISTICS

	USU	FS
First Downs	26	16
Rushing	137	156
Passing	388	263
Total Offense	525	419
Fumbles: Number-Lost	1-0	0-0
Penalties: Number-Yards	8-53	11-108
Punts-Yards/Avg.	2-86/43.0	4-189/47.2
Punt returns: No-Yds-TD/Avg.	1-8-0/8.0	1-12-0/12.0
Kickoff Returns: No-Yds-TD/Avg.	5-91-0/18.2	5-93-0/18.6
Interceptions: No-Yds-TD	0-0-0	0-0-0
Fumble Returns: No-Yds-TD	0-0-0	0-0-0
Possession Time	28:22	31:38
Third-Down Conversions	6-of-12	7-of-11

### INDIVIDUAL RUSHING

**USU:** Bright, 14-79, TD; Love, 6-30; Warren, 12-30, TD; Thompkins, 1-0.  
**FS:** Rivers, 17-102, 3 TD; Reyna, 5-18; Cropper, 4-17, TD; Hokit, 8-16, TD; Sutton, 1-7.

### INDIVIDUAL PASSING (C-A-I, Yds, TD)

**USU:** Love, 30-39-0, 388, 2.  
**FS:** Reyna, 16-20-0, 263, 0.

### INDIVIDUAL RECEIVING

**USU:** Mariner, 11-103, 2 TD; Repp, 5-75; Thompkins, 4-79; Nathan, 4-68; Bright, 3-27; Warren, 2-31; Compton, 1-5.  
**FS:** Pope, 6-61; Cropper, 3-87; Rice, 2-29; Rivers, 2-19; Gaspie, 1-33; Wheatfall, 1-19; Hokit, 1-15.

**USU Punt Returns:** Nathan, 1-8.

**USU KO Returns:** Scarver, 5-91.

**USU Interception Returns:** None.

**USU Fumble Returns:** None.

**USU Tackle Leaders:** Lefeged Jr., 7; Bond, 6.

### UTAH STATE STARTERS

#### OFFENSE

LT Edwards  
 LG Avendano  
 C Ali'ifua  
 RG K. Shaw  
 RT Hack  
 WR Thompkins  
 WR Nathan  
 WR Mariner  
 TE Terrell  
 RB Bright  
 QB Love

#### DEFENSE

DE Baker  
 DT Andersson  
 DT 'Unga  
 DE Bannerman  
 LB Vongphachanh  
 LB Meitzenheimer  
 LB Te'i  
 CB Haney  
 CB Williams  
 S Lefeged Jr.  
 S Bond



Junior QB Jordan Love (10) was 30-of-39 passing for 388 yards and two touchdowns in Utah State's 37-35 Mountain West road win at Fresno State.

**FRESNO, Calif.** - Senior PK Dominik Eberle kicked three field goals, including the game-winner from 30 yards out as time expired, to lift Utah State to a thrilling 37-35 victory over Fresno State at Bulldog Stadium on Saturday, Nov. 9, 2019.

It marked the first time since 1998 that Utah State kicked a field goal to win the game. That year, Brad Bohn kicked a 30-yarder with five seconds left as the Aggies edged North Texas, 28-27.

Eberle also connected on field goals of 39 and 25 yards, respectively, as Utah State (5-4, 4-1 Mountain West) scored the final six points of the game. With his trifecta against the Bulldogs (4-5, 2-3 MW), Eberle tied the conference record for most career field goals made at 57.

Down 35-34, Utah State drove to the Fresno State 2-yard line, where the Aggies were stuffed on four consecutive running plays and turned the ball over on downs with 5:19 to go.

However, the defense got the ball back for Utah State when the Aggies forced Fresno State to go three-and-out. Utah State took over on its own 47-yard line with 3:05 left and all the momentum on its side.

Junior QB Jordan Love drove the Aggies to the Fresno State 10-yard line. Two plays later, Eberle connected on the game-winner following a perfect snap and hold from junior LS Brandon Pada and redshirt senior H Aaron Dalton, respectively.

Love, who grew up less than two hours away from Bulldog Stadium, passed for 388 yards and two touchdowns – both to senior graduate transfer WR Siaoisi Mariner – as Utah State snapped a two-game losing streak.

Mariner led all receivers in the game with 11 catches for 103 yards, while senior graduate transfer TE Caleb Repp added five receptions for 75 yards. Senior RB Gerold Bright rushed for 79 yards and one touchdown on 14 carries. Junior RB Jaylen Warren also had a touchdown run of his own as he carried the ball 12 times for 30 yards.

Junior S Troy Lefeged Jr. and fellow junior S Shaq Bond had seven and six tackles, respectively, for the Aggies.

Fresno State QB Jorge Reyna was 16-of-20 passing for 263 yards. Running back Ronnie Rivers led all rushers with 17 carries for 102 yards and three touchdowns.

Utah State took its first lead just before the end of the first half when Mariner caught his second touchdown pass of the night, an 8-yarder from Love on third-and-goal, to make it 21-14. Junior WR Jordan Nathan helped set the score up when he hauled in a 36-yard pass from Love in traffic down the middle. Mariner also caught a 15-yard touchdown pass from Love with 7:59 to go in the second quarter to square the game up at 14-apiece.

Utah State's other touchdown of the first half came courtesy of Bright's 21-yard run to tie the game at 7-all late in the first quarter.

Rivers accounted for both of the Bulldogs' touchdowns during the first 30 minutes of play, one on a 10-yard run and the other from 2 yards out.

The Aggies opened their largest lead of the night at 28-14 after taking the second-half kickoff and marching 60 yards on eight plays, capped by Warren's 6-yard touchdown run.

Eberle's first field goal of the night gave the Aggies a 31-21 lead with 5:16 left in the third quarter. The Bulldogs moved back in front following touchdown runs by Rivers and Jalen Cropper, making it 35-31 with 14:11 remaining in the fourth.



Senior PK Dominik Eberle (62) was 3-of-3 on field goals, including the game-winner from 30 yards as time expired.





/// GAME 8 RECAP vs. BYU ///



NOVEMBER 2, 2019  
MERLIN OLSEN FIELD AT MAVERIK STADIUM

SCORING SUMMARY

	1	2	3	4	FINAL
BYU	7	14	14	7	42
Utah State	7	7	0	0	14

First Quarter

BYU - Hifo 6 yd run (Oldroyd kick, 9:22)  
USU - Mariner 26 yd pass from Love (Eberle kick, 0:18)

Second Quarter

BYU - Hall 16 yd run (Oldroyd kick, 11:53)  
BYU - Hall 7 yd run (Oldroyd kick, 2:33)

USU - Bright 1 yd run (Eberle kick, 0:34)

Third Quarter

BYU - Simon 11 yd pass from B. Romney (Oldroyd kick, 11:47)  
BYU - G. Romney 1 yd pass from B. Romney (Oldroyd kick, 7:12)

Fourth Quarter

BYU - Katoa 6 yd run (Oldroyd kick, 9:31)

Attendance: 25,472

TEAM STATISTICS

	BYU	USU
First Downs	31	26
Rushing	221	127
Passing	418	394
Total Offense	639	521
Fumbles: Number-Lost	2-2	2-2
Penalties: Number-Yards	5-37	8-55
Punts-Yards/Avg.	3-123/41.0	5-211/42.2
Punt returns: No-Yds-TD/Avg.	2-(-1)-0/-0.5	1-0-0/0.0
Kickoff Returns: No-Yds-TD/Avg.	0-0-0/0.0	3-49-0/16.3
Interceptions: No-Yds-TD	3-106-0	1-0-0
Fumble Returns: No-Yds-TD	0-0-0	1-11-0
Possession Time	14:17	45:43
Third-Down Conversions	6-of-11	9-of-16

INDIVIDUAL RUSHING

BYU: Finau, 15-72; Hall, 7-54, 2 TD; Katoa, 7-42, TD.  
USU: Bright, 12-66, TD; Nawahine, 1-19; Love, 11-17.

INDIVIDUAL PASSING (C-A-I, Yds, TD)

BYU: B. Romney, 10-16-1, 191, 2; Hall, 12-16-0, 214, 0.  
USU: Love, 29-49-3, 394, 1.

INDIVIDUAL RECEIVING

BYU: Katoa, 4-129; G. Romney, 4-45, TD; Shumway, 3-61.  
USU: Nathan, 7-133; Mariner, 5-86, TD; Bright, 4-54.

USU Punt Returns: Nathan, 1-0.

USU KO Returns: Scarver, 2-36; Lee, 1-13.

USU Interception Returns: Lampkin, 1-0.

USU Fumble Returns: Te'i, 1-11; Burt, 1-0.

USU Tackle Leaders: Lefeged, 9; Shelton, 7.

UTAH STATE STARTERS

OFFENSE

LT	Edwards	DE	Galeai
LG	Avendano	DT	Anderson
C	Al'ifua	DT	'Unga
RG	K. Shaw	DE	Wildman
RT	Hack	LB	Shelton
WR	Thompkins	LB	Meitzenheimer
WR	Nathan	LB	Te'i
WR	Mariner	CB	Haney
TE	Repp	CB	Williams
RB	Bright	S	Lefeged Jr.
QB	Love	S	Bond

DEFENSE



Junior QB Jordan Love (10) was 29-of-49 passing for 394 yards and one touchdown in Utah State's 42-14 home loss to BYU.

LOGAN, Utah - Senior PK Dominik Eberle became Utah State's all-time leader in total points scored against in-state rival BYU, but the Cougars pulled away in the second half to record a 42-14 victory on Merlin Olsen Field at Maverik Stadium on Saturday, November 2, 2019.

Eberle came into the game tied for first with former RB Robert Turbin (2007-09, 2011) with 308 career points, but his two extra points on Saturday gave him sole possession of first place. Furthermore, Eberle is now a perfect 148-for-148 on career extra points, which is also a school record.

Utah State (4-4, 3-1 Mountain West) finished with 521 yards of total offense – its third-highest output of the season – but couldn't overcome five turnovers and costly penalties, including one that negated a touchdown. USU passed for 394 yards in the game and gained 127 on the ground.

The Cougars (4-4) racked up 639 total yards – 418 through the air and 221 on the ground – as they regained possession of the Old Wagon Wheel. BYU quarterback Baylor Romney was 10-of-16 passing for 191 yards and two touchdowns, while fellow quarterback Jaren Hall rushed for 54 yards and two scores.

BYU also controlled the time of possession - 35:14 to 24:46 - and was 6-of-11 on third downs, as compared to 9-of-16 on third downs for USU.

Celebrating his 21st birthday on Saturday, Utah State's Jordan Love completed 29-of-49 passes for 394 yards and one touchdown, but the junior quarterback was also intercepted three times. His favorite target on the night was junior WR Jordan Nathan, who caught seven passes for 133 yards, both of which were career highs. Love, who recorded his 10th career 300-yard passing game, attempted a career-high 49 pass attempts.

Senior graduate transfer WR Siaozi Mariner caught five passes for 86 yards, including a 26-yard touchdown that tied the game at 7-apiece late in the first quarter. Senior graduate transfer TE Caleb Repp added three receptions for 41 yards, while junior WR Savon Scarver caught three passes for 35 yards.

Senior RB Gerold Bright led the Aggies' ground attack with 66 yards on 12 carries. His 1-yard touchdown run with 34 seconds remaining in the second quarter pulled the Aggies to within 21-14 at the break. Bright also tied his career-high with four receptions for 54 yards as he finished the game with 120 all-purpose yards.

BYU put the game away for good by scoring three unanswered touchdowns in the second half, including back-to-back scores to start the third quarter.

Defensively, junior S Troy Lefeged Jr. led the Aggies with nine tackles, including 0.5 tackles for loss. Red-shirt junior DE Justus Te'i and senior graduate transfer RB Riley Burt each recovered a fumble, while freshman CB Cam Lampkin intercepted a pass in the end zone. Redshirt freshman DE Elijah Shelton made his first-career start and finished with a career-high seven tackles, while senior DT Devon Anderson, junior S Shaq Bond and junior LB Kevin Meitzenheimer each had six stops.

Junior P Christopher Bartolic punted five times in the game for an average of 42.2 yards as he had a long of 51 yards, while two of his punts were downed inside the 20-yard line.



Junior WR Jordan Nathan (16) had a career-high seven receptions for a career-best 133 yards against the Cougars.



**/// GAME 7 RECAP vs. AIR FORCE ///**

**OCTOBER 26, 2019**
**FALCON STADIUM**
**SCORING SUMMARY**

	1	2	3	4	FINAL
Utah State	0	0	7	0	7
Air Force	0	17	7	7	31

**Second Quarter**

AFA - Jackson 1 yd run (Koehnke kick, 11:55)

AFA - Remsburg 1 yd run (Koehnke kick, 6:36)

AFA - Koehnke 57 yd FG (0:00)

**Third Quarter**

USU - Mariner 27 yd pass from Love (Eberle kick, 11:49)

AFA - Remsburg 9 yd run (Koehnke kick, 3:17)

**Fourth Quarter**

AFA - Birdow 1 yd run (Koehnke kick, 10:06)

Attendance: 19,248

**TEAM STATISTICS**

	USU	AFA
First Downs	7	30
Rushing	14	448
Passing	114	24
Total Offense	128	472
Fumbles: Number-Lost	0-0	3-2
Penalties: Number-Yards	0-0	4-40
Punts-Yards/Avg.	8-364/45.4	2-85/42.5
Punt returns: No-Yds-TD/Avg.	0-0-0/0.0	0-0-0/0.0
Kickoff Returns: No-Yds-TD/Avg.	1-6-0/6.0	1-21-0/21.0
Interceptions: No-Yds-TD	0-0-0	0-0-0
Fumble Returns: No-Yds-TD	0-0-0	0-0-0
Possession Time	14:17	45:43
Third-Down Conversions	1-of-9	10-of-13

**INDIVIDUAL RUSHING**
**USU:** Bright, 6-24; Warren, 2-4; Burt, 1-2; Love, 4-(16).

**AFA:** Jackson, 25-148, TD; Remsburg, 16-92, 2 TD; Birdow, 18-88, TD; Hammond III, 9-69; Sanders, 3-39; Mal-lard, 3-13; Stoner, 1-10; Sanders, 1(-7).

**INDIVIDUAL PASSING (C-A-I, Yds, TD)**
**USU:** Love, 14-23-0, 114, 0.

**AFA:** Hammond III, 1-5-0, 16, 0; Sanders, 1-1-0, 8, 0.

**INDIVIDUAL RECEIVING**
**USU:** Thompkins, 6-26; Mariner, 3-38, TD; Warren, 1-31; Nathan, 1-11; Scarver, 1-8; Bright, 1-2; Burt, 1(-2).

**AFA:** Waters, 2-24.

**USU Punt Returns:** None.

**USU KO Returns:** Lee, 1-6.

**USU Interception Returns:** None

**USU Fumble Returns:** None.

**USU Tackle Leaders:** Williams 14; Bond 12; Woodward, 11; Lefeged, 8; Meitzenheimer, 7; Unga, 6.

**UTAH STATE STARTERS**
**OFFENSE**

LT	Edwards
LG	Avendano
C	Ali'ifua
RG	K. Shaw
RT	South
WR	Thompkins
WR	Nathan
WR	Mariner
TE	Terrell
RB	Bright
QB	Love

**DEFENSE**

DE	Galeai
DT	Anderson
DT	'Unga
DE	Te'i
LB	Woodward
LB	Meitzenheimer
CB	Haney
CB	Lampkin
S	Bond
S	Lefeged Jr.
NK	Williams


**Junior QB Jordan Love (10) was 14-of-23 passing for 114 yards and one touchdown in Utah State's 31-7 Mountain West road loss at Air Force.**
**USAF, Colo.** - Three different Air Force players rushed for at least 88 yards and combined for four touchdowns as the Falcons posted a 31-7 Mountain West home win against Utah State on Saturday, Oct. 26, 2019.

The Aggies (4-3, 3-1 Mountain West) had trouble moving the ball all night against Air Force, which limited Utah State to just 128 total yards and seven first downs. In fact, USU did not record its initial first down until the second quarter, which proved to be the only time they moved the sticks during the first 30 minutes of play.

The Falcons (6-2, 4-1 MW), who improved to 4-0 at home this season, led 17-0 at halftime following a pair of 1-yard touchdown runs by Timothy Jackson and Kadin Remsburg, and a 57-yard field goal from Jake Koehnke.

Jackson finished with 148 yards rushing and the one touchdown on 25 carries, Remsburg added 92 yards and two scores on 16 carries, and Taven Birdow finished the night with 88 yards and one touchdown on 18 carries.

Air Force racked up 472 yards of total offense, including 448 yards on the ground. The Falcons had 30 first downs – holding USU to just seven in the process – and held the ball for nearly 46 minutes on the cold and windy night.

 The Aggies, who have lost three straight on the road to Air Force, showed some life in the third quarter. USU took the second-half kickoff and marched 75 yards in nine plays, capped by a 27-yard touchdown pass from junior QB **Jordan Love** to senior graduate transfer WR **Siaosi Mariner**, cutting the deficit to 17-7.

Utah State then forced the Falcons to punt on the ensuing possession, but Air Force's Charlie Scott pinned the Aggies on their own 1-yard line.

Utah State went three-and-out on its series, and punted the ball back to Air Force. The Falcons scored touchdowns on their next two drives to put the game away for good.

 Love finished 14-of-23 passing for 114 yards. Sophomore WR **Deven Thompkins** led the Aggies with six receptions for 26 yards, while Mariner caught three passes for 38 yards, including his 27-yard touchdown.

 Defensively, Utah State forced a pair of fumbles on Air Force's first two series. Senior CB **DJ Williams** recovered the first one for the Aggies that was forced by fellow senior CB **Cameron Haney**, while junior graduate transfer DE **Nick Heninger** recovered the second that was forced by senior DE **Devon Anderson**. Heninger also forced a fumble and had a sack in the game.

Unfortunately for Utah State, the offense couldn't do anything with the takeaways.

 The Aggies had three defensive players with double-digit tackles, led by Williams, who had a career-high 14 stops. Junior S **Shaq Bond** had a career-high 12 tackles, and junior linebacker **David Woodward** added 11 stops for his fifth-straight double-digit tackle outing.

 Senior PK **Dominik Eberle** scored one point in the game to give him 308 in his career, which is tied with **Robert Turbin** for the most in school history.

 Junior P **Christopher Bartolic** punted a season-high eight times for an average of 45.5 yards, which included a career-long 71-yarder, which is the 11th-longest in school history. Bartolic also had two punts downed inside the 20-yard line.

**Senior CB DJ Williams (7) had a career-high 14 tackles and recovered his first-career fumble against the Falcons.**






/// GAME 6 RECAP vs. NEVADA ///



OCTOBER 19, 2019

MERLIN OLSEN FIELD AT MAVERIK STADIUM

SCORING SUMMARY

	1	2	3	4	FINAL
Nevada	3	0	0	7	10
Utah State	9	13	0	14	36

First Quarter

USU - Talton 23 yd field goal (9:45)  
 USU - Scarver 100 yd kickoff return (Eberle kick, 9:33)  
 USU - Safety, Te'i tackle Toa in end zone (:08)

Second Quarter

USU - Eberle 29 yd field goal (10:58)  
 USU - Repp 13 yd pass from Love (Eberle kick, 5:33)  
 USU - Eberle 32 yd field goal (2:07)

Fourth Quarter

USU - Bright 67 yd run (Eberle kick, 11:27)  
 USU - Bright 9 yd run (Eberle kick, 10:03)  
 NEV - Tava 20 yd run (Talton kick, 4:48)  
 Attendance: 15,240

TEAM STATISTICS

	UN	USU
First Downs	15	22
Rushing	113	244
Passing	213	174
Total Offense	326	418
Fumbles: Number-Lost	2-0	2-1
Penalties: Number-Yards	13-110	6-52
Punts-Yards/Avg.	10-404/40.4	7-281/40.1
Punt returns: No-Yds-TD/Avg.	0-0-0/0.0	1-20-0/20.0
Kickoff Returns: No-Yds-TD/Avg.	5-109-0/21.8	3-119-1/39.7
Interceptions: No-Yds-TD	1-5-0	2-38-0
Fumble Returns: No-Yds-TD	1-4-0	0-0-0
Possession Time	34:39	25:21
Third-Down Conversions	4-of-18	4-of-16

INDIVIDUAL RUSHING

UN: Tava, 20-84, TD; Lee, 9-25; Broady, 1-9; Moore, 1-2; Henry, 4-(-7).  
 USU: Bright, 15-126, 2 TD; Warren, 12-73; Burt, 4-33; Love, 10-19; Colombi, 1-(-1).

INDIVIDUAL PASSING (C-A-I, Yds, TD)

UN: Henry, 17-38-2, 213, 0;  
 USU: Love, 13-31-1, 169, 1; Colombi, 2-2-0, 5, 0.

INDIVIDUAL RECEIVING

UN: Doubs, 4-80; Cooks, 4-39; Fossum, 3-29; Christian, 2-42; Lee, 2-16; Tava, 2-7.  
 USU: Thompkins, 4-46; Mariner, 2-53; Scarver, 2-23; Bright, 2-15; Compton, 2-5; Repp, 1-13, TD; Warren, 1-11; Nathan, 1-8.

USU Punt Returns: Nathan, 1-20.

USU KO Returns: Scarver, 2-119, TD; Nathan, 1-0.

USU Interception Returns: Bond, 1-34; Meitzenheimer, 1-4.

USU Fumble Returns: None.

USU Tackle Leaders: Woodward, 11; Grayson, 9.

UTAH STATE STARTERS

OFFENSE		DEFENSE	
LT	Edwards	DE	Galeai
LG	T. Shaw	DT	Anderson
C	Ali'ifua	DT	'Unga
RG	K. Shaw	DE	Te'i
RT	Hack	LB	Woodward
WR	Thompkins	LB	Meitzenheimer
WR	Nathan	CB	Williams
WR	Mariner	CB	Haney
TE	Terrell	S	Bond
RB	Bright	S	Lefeged Jr.
QB	Love	NK	Grayson



Senior RB Gerold Bright (1) posted his seventh-career 100-yard rushing game as he carried the ball 15 times for 126 yards and scored a season-high two touchdowns in Utah State's 36-10 Mountain West home win against Nevada.

LOGAN, Utah - Senior RB Gerold Bright eclipsed the 100-yard plateau for the seventh time in his career, racking up 126 yards and two touchdowns on 15 carries, in Utah State's 36-10 Mountain West home win against Nevada on Saturday, Oct. 19, 2019, on Merlin Olsen Field at Maverik Stadium.

With the win, the Aggies (4-2, 3-0 Mountain West) pulled into a first-place tie atop the Mountain Division standings. USU also won its 10th straight home game and improved to 17-4 all-time against teams from the West Division of the Conference.

Bright scored on touchdown runs of 67 and 9 yards, respectively, in the fourth quarter. Utah State finished with 244 yards on the ground as part of its 418 total yards. Junior RB Jaylen Warren churned out 73 yards rushing on 12 carries.

Junior WR Savon Scarver had a record-setting night for Utah State as he returned a kickoff 100 yards for a touchdown. It was his fifth-career kickoff return for touchdown, including second this season, which set the all-time school record. The old mark of four kickoff returns for touchdowns was previously set by Kevin Robinson (2004-07).

Nevada (4-3, 1-2 MW) had no answer for Utah State's defense. The Aggies forced an eye-popping 10 three-and-outs and the Wolf Pack only had four drives that were more than three plays the entire game. Nevada finished with 326 yards of total offense (213 passing, 113 rushing).

Utah State junior LB David Woodward was the lone player to record double-digit tackles on the night with 11, marking the 14th time in his career he has accomplished that feat. Sophomore CB Andre Grayson had a career night for the Aggies as he had nine tackles, including 2.0 tackles for loss and 1.0 sacks, three pass breakups and two forced fumbles. As a team, Utah State tallied a season-high nine pass breakups.

After Nevada opened the game's scoring with a 23-yard field goal by Brandon Talton, Utah State proceeded to score the next 36 points. Scarver ignited the onslaught with his kickoff return for touchdown.

Redshirt junior DE Justus Te'i made it 9-3 for the Aggies late in the first quarter when he recorded Utah State's first safety since 2015 against Fresno State.

Sandwiched in between a pair of field goals (29 and 32 yards, respectively) by senior PK Dominik Eberle was a 13-yard touchdown pass from junior QB Jordan Love to senior grad transfer TE Caleb Repp, helping USU open a 22-3 lead at the break.

Love was 13-of-31 for 169 yards on the night, while his Nevada counterpart, Malik Henry, was 17-of-38 for 213 yards and two interceptions – one by junior S Shaq Bond and the other by junior LB Kevin Meitzenheimer.

Bright's fourth-quarter touchdown runs sealed the deal for the Aggies, who won their 10th straight at home, tying the 1923-27 teams for the fourth-longest home winning streak in school history.

Junior P Christopher Bartolic punted a season-high seven times for the Aggies for an average of 40.1 yards per punt and had a season-best five of his punts downed inside the 20-yard line. Bartolic also had a pair of 53-yard punts in the game.



Sophomore CB Andre Grayson (21) had nine tackles, including 1.0 sack and 2.0 tackles for loss, to go along with three pass breakups and two forced fumbles against the Wolf Pack. All of those numbers are career highs.



**/// GAME 5 RECAP vs. #5 LSU ///**

**OCTOBER 5, 2019**
**TIGER STADIUM**
**SCORING SUMMARY**

	1	2	3	4	FINAL
Utah State	6	0	0	0	6
#5 LSU	7	14	14	7	42

**First Quarter**

LSU - Dillon 7 yd pass from Burrow (York kick, 10:41)  
 USU - Eberle 30 yd field goal (6:25)  
 USU - Eberle 47 yd field goal (1:45)

**Second Quarter**

LSU - Burrow 1 yd run (York kick, 14:03)  
 LSU - Chase 25 yd pass from Burrow (York kick, 4:55)

**Third Quarter**

LSU - Jefferson 4 yd pass from Burrow (York kick, 9:55)  
 LSU - Jefferson 39 yd pass from Burrow (York kick, 2:54)

**Fourth Quarter**

LSU - Moss 8 yd pass from Burrow (York kick, 13:23)  
 Attendance: 100,266

**TEAM STATISTICS**

	USU	LSU
First Downs	10	32
Rushing	19	248
Passing	140	353
Total Offense	159	601
Fumbles: Number-Lost	0-0	3-1
Penalties: Number-Yards	3-25	5-41
Punts-Yards/Avg.	7-273/39.0	2-91/45.5
Punt returns: No-Yds-TD/Avg.	0-0-0/0.0	1-10-0/10.0
Kickoff Returns: No-Yds-TD/Avg.	1-21-0/21.0	1-38-0/38.0
Interceptions: No-Yds-TD	1-19-0	3-5-0
Fumble Returns: No-Yds-TD	0-0-0	0-0-0
Possession Time	18:57	41:03
Third-Down Conversions	1-of-12	11-of-17

**INDIVIDUAL RUSHING**

**USU:** Bright, 8-18; Nawahine, 7-10; Burt, 4-8; Love, 2-(-8).  
**LSU:** Edwards-Helaire, 14-72; Davis-Price, 11-53; Emery, 8-45; Burrow, 10-42, TD; Curry, 6-24; Brennan, 2-11.

**INDIVIDUAL PASSING (C-A-I, Yds, TD)**

**USU:** Love, 15-30-3, 130, 0; Colombi, 1-1-0, 10, 0.  
**LSU:** Burrow, 27-38-1, 344, 5; Brennan, 1-1-0, 9, 0.

**INDIVIDUAL RECEIVING**

**USU:** Nathan, 4-51; Mariner, 2-45; Scarver, 2-20; Thompkins, 2-18; Bright, 2-(-4); Wright, 1-10; Terrell, 1-8; Repp, 1-(-2); Nawahine, 1-(-6).  
**LSU:** Jefferson, 9-155, 2 TD; Moss, 5-39, TD; Dillon, 4-42, TD; Emery, 4-34; Chase, 3-54, TD; Edwards-Helaire, 1-12; McMath, 1-9; Sullivan, 1-8.

**USU Punt Returns:** None.

**USU KO Returns:** Scarver, 1-21.

**USU Interception Returns:** Haney, 1-19

**USU Fumble Returns:** None.

**USU Tackle Leaders:** Woodward, 16; Meitzenheimer, 13; Lefeged, 10; Williams, 6; Grayson 6.

**UTAH STATE STARTERS**
**OFFENSE**

LT Edwards  
 LG T. Shaw  
 C Ali'ifua  
 RG K. Shaw  
 RT Hack  
 WR Thompkins  
 WR Nathan  
 WR Mariner  
 TE Terrell  
 TE Repp  
 QB Love

**DEFENSE**

DE Galeai  
 DT Wildman  
 DT Baker  
 DE Te'i  
 LB Woodward  
 LB Meitzenheimer  
 CB Williams  
 CB Haney  
 S Bond  
 S Lefeged Jr.  
 NK Grayson



**Junior LB Kevin Meitzenheimer (33) posted his first-ever double-digit tackle outing with a career-high 13 stops, to go along with his first-career forced fumble, in Utah State's 42-6 loss at fifth-ranked LSU.**

**BATON ROUGE, La.** - Utah State stepped out of Mountain West play and into SEC country, losing 42-6 to No. 5 LSU on Saturday, Oct. 5, 2019. For Utah State, it was the first time in did not score a touchdown in 91 games, dating back to the 2012 season.

Senior PK **Dominik Eberle** provided the lone points for the Aggies (3-2, 2-0 MW), converting on field goals of 30 and 47 yards, respectively, in the first half.

LSU's defense gave Utah State QB **Jordan Love** and the Aggies fits all afternoon. The junior signal caller was just 15-for-30 for 130 yards and three interceptions. Junior WR **Jordan Nathan** was Love's top target, hauling in four passes for 51 yards, while graduate transfer senior WR **Siaosi Mariner** had two receptions for 45 yards. Junior WR **Savon Scarver** also had two receptions for 20 yards and sophomore WR **Deven Thompkins** had two receptions for 18 yards.

The Aggies, who were 1-for-12 on third downs, finished with just 159 yards of total offense and 10 first downs. Senior RB **Gerold Bright** finished the game with 18 rushing yards on eight carries, while freshman RB **Enoch Nawahine** carried the ball seven times for 10 ayards.

Joe Burrow was 27-of-38 for 344 yards and five touchdowns for the Tigers (5-0, 1-0 SEC), who racked up 601 yards of total offense – 353 through the air and 248 on the ground. Justin Jefferson caught nine passes for 155 yards and two touchdowns, while Thaddeus Moss, Derrick Dillon and Ja'Marr Chase caught one touchdown apiece.

Junior LB **David Woodward** and fellow junior LB **Kevin Meitzenheimer** led the Aggies' defensive effort with 16 and 13 tackles, apiece. Meitzenheimer, who had a career-high in tackles, also forced one fumble, the first of his career. Junior S **Troy Lefeged Jr.** added 10 stops, to go along with his first-career forced fumble and fumble recovery for Utah State, which fell to 0-3 all-time against LSU. Senior CB **DJ Williams** and sophomore CB **Andre Grayson** each added six tackles, which was a career high for Grayson.

Utah State trailed 21-6 at the break, but it could have been much closer than that. Eberle's first field goal came after senior CB **Cameron Haney** intercepted a pass by Burrow and returned it 19 yards to the Tigers' 7-yard line. However, the Aggies lost six yards on the drive, settling for Eberle's 30-yarder that made it 7-3 for LSU.

Eberle's second field goal of the game came following a 5-play, 35-yard drive for Utah State that cut the LSU lead to 7-6 late in the first quarter.

With Utah State trailing 14-6 and driving in the second quarter, Love was intercepted by LSU's Derek Stingley at the Tigers' 1-yard line. Burrow proceeded to march the hosts 99 yards in 13 plays, capped by a 25-yard touchdown pass to give the Tigers their halftime lead.

LSU controlled the game as it possessed the ball for 41:03, largely in part to the fact that it was 11-of-17 on third downs.

Utah State did force two turnovers in the game and had a chance for two more, as LSU fumbled it three times on the day.

Freshman P **Pierce Callister** had a solid day for Utah State as he punted a career high seven times for an average of 39.0 yards per punt with a long of 47 yards, while two of his punts were downed inside the 20-yard line.



**Junior S Troy Lefeged Jr. (3) had 10 tackles, to go along with his first-ever forced fumble and fumble recovery, against the Tigers.**





/// GAME 4 RECAP vs. COLORADO STATE ///



SEPTEMBER 28, 2019

MERLIN OLSEN FIELD AT MAVERIK STADIUM

SCORING SUMMARY

	1	2	3	4	FINAL
Colorado State	7	14	3	0	24
Utah State	7	17	3	7	34

First Quarter

CSU - Thomas 2 yd run (Camper kick, 7:14)  
 USU - Scarver 100 yd kickoff return (Eberle kick, 7:01)

Second Quarter

CSU - Kinsey 1 yd run (Camper kick, 14:24)  
 USU - Thompkins 37 yd pass from Love (Eberle kick, 13:00)  
 CSU - Neal 44 yd interception return (Camper kick, 10:03)  
 USU - Eberle 42 yd field goal (6:41)  
 USU - Repp 40 yd pass from Love (Eberle kick, 1:08)

Third Quarter

CSU - Camper 45 yd field goal (13:43)  
 USU - Eberle 48 yd field goal (2:57)

Fourth Quarter

USU - Woodward 8 yd fumble return (Eberle kick, 9:32)  
 Attendance: 20,017

TEAM STATISTICS

	CSU	USU
First Downs	11	25
Rushing	79	240
Passing	217	204
Total Offense	296	444
Fumbles: Number-Lost	3-3	2-2
Penalties: Number-Yards	6-41	6-30
Punts-Yards/Avg.	8-351/43.9	7-220/31.4
Punt returns: No-Yds-TD/Avg.	2-15-0/7.5	1-(-2)-0/-2.0
Kickoff Returns: No-Yds-TD/Avg.	1-23-0/23.0	1-100-1/100.0
Interceptions: No-Yds-TD	2-44-1	0-0-0
Fumble Returns: No-Yds-TD	0-0-0	1-8-1
Possession Time	28:59	31:01
Third-Down Conversions	4-of-16	8-of-18

INDIVIDUAL RUSHING

CSU: Kinsey Jr., 22-70, TD; Wright, 2-19; Thomas, 4-2, TD; McElroy, 2-1; O'Brien, 5-(-13).  
 USU: Bright, 36-179; Love, 11-44; Warren, 5-15; Burt, 2-4.

INDIVIDUAL PASSING (C-A-I, Yds, TD)

CSU: O'Brien, 14-30-0, 217, 0.  
 USU: Love, 17-33-2, 204, 2.

INDIVIDUAL RECEIVING

CSU: Wright, 6-60; Craig-Myers, 3-97; Scott, 2-40; Kinsey Jr., 1-10; McBride, 1-6; McElroy, 1-4.  
 USU: Repp, 3-60, TD; Thompkins, 3-55, TD; Scarver, 3-14; Mariner, 2-40; Bright, 2-19; Nathan, 2-2; Warren, 1-9; Terrell, 1-5.

USU Punt Returns: Nathan, 1-(-2).

USU KO Returns: Scarver, 1-100, TD.

USU Interception Returns: None.

USU Fumble Returns: Woodward, 1-8, TD.

USU Tackle Leaders: Woodward, 14; Lefeged Jr., 11; Te'i, 7; Haney, 6; Galeai, 6.

UTAH STATE STARTERS

OFFENSE	DEFENSE
LT Edwards	DE Galeai
LG T. Shaw	DT Wildman
C Ali'ifua	DT Baker
RG K. Shaw	DE Te'i
RT Hack	LB Woodward
WR Scarver	LB Meitzenheimer
WR Nathan	CB Williams
WR Mariner	CB Haney
TE Terrell	S Bond
RB Bright	S Lefeged Jr.
QB Love	NK Grayson



Senior RB Gerold Bright (1) carried the ball 36 times for 179 yards - both career highs - in Utah State's 34-24 Mountain West home win against Colorado State. Bright added two receptions for 19 yards to finish with 198 all-purpose yards.

LOGAN, Utah - Senior RB Gerold Bright rushed for 179 yards on 36 carries, both career highs, and Utah State overcame four turnovers in a 34-24 Mountain West home win against Colorado State on Saturday, Sept. 28, 2019.

Bright finished with 198 all-purpose yards as he also caught two passes for 19 yards in the cold and rain. Utah State (3-1, 2-0 Mountain West) finished with 444 yards of total offense, including 240 on the ground.

Defensively, the Aggies limited the Rams (1-4, 0-1 MW) to 296 yards of total offense, including just 70 yards on the ground from Marvin Kinsey Jr., who racked up 246 yards rushing a week ago against Toledo.

Junior LB David Woodward recorded a game-high 14 tackles for Utah State. He also forced two fumbles and recovered one of them, which he returned for an 8-yard touchdown to essentially seal CSU's fate.

Junior S Troy Lefeged Jr. added a career-best 11 tackles, including 1.0 sacks and 3.0 tackles for loss, which were also career highs. Senior DE Tifa Galeai tallied six tackles, a career-best four quarterback hurries and his first-career fumble recovery. Senior CB Cameron Haney had six tackles, as well, a career-high-tying three pass breakups and his first-career forced fumble.

The game was delayed before the two teams even kicked off because of lightning. Utah State, which extended its home winning streak to nine, battled back from three separate seven-point deficits in the first half as Colorado State turned a blocked punt and interception into 14 points.

Following a blocked punt, the Rams struck first courtesy of a 2-yard touchdown run to make it 7-0 with 7:14 remaining in the opening quarter.

Just 13 seconds later, the Aggies answered back with a 100-yard kickoff return for touchdown by junior WR Savon Scarver. It was Scarver's fourth-career kickoff return for touchdown, which tied the school record previously set by Kevin Robinson.

CSU regained the lead early in the second quarter on a 1-yard touchdown by Kinsey, but again, the Aggies answered right back - less than two minutes later.

Junior QB Jordan Love, who was 17-of-33 passing for 204 yards and two touchdowns, connected with sophomore WR Deven Thompkins from 37 yards out to knot the game at 14-apiece.

On Utah State's next possession, CSU returned an interception 44 yards for the score to give them a 21-14 lead.

Following a 42-yard field goal by senior PK Dominik Eberle, the Aggies took their first lead of the night on a 40-yard touchdown pass from Love to senior graduate transfer TE Caleb Repp. The Aggies went into the break with momentum and a 24-21 lead.

Utah State opened the second half with the ball, but Love's second interception led to a 45-yard field goal that pulled the Rams even at 24-24.

The Aggies regained the lead for good with 2:57 to go in the third quarter on a 48-yard field goal by Eberle. Utah State sealed it with Woodward's fumble return for touchdown with 9:32 to go in the game, giving the Aggies their final margin of victory.



Junior LB David Woodward (9) had 14 tackles to go along with a career-high-tying two forced fumbles, returning one eight yards for a touchdown against the Rams.



**/// GAME 3 RECAP vs. SAN DIEGO STATE ///**

**SEPTEMBER 21, 2019**
**SDCCU STADIUM**
**SCORING SUMMARY**

	1	2	3	4	FINAL
Utah State	7	13	3	0	23
San Diego State	3	0	0	14	17

**First Quarter**

SDSU - Araiza 22 yd field goal (7:49)

USU - Bond 48 yd interception return (Eberle kick, 6:00)

**Second Quarter**

USU - Eberle 30 yd field goal (13:08)

USU - Eberle 29 yd field goal (3:27)

USU - Warren 11 yd run (Eberle kick, :36)

**Third Quarter**

USU - Eberle 32 yd field goal (10:53)

**Fourth Quarter**

SDSU - Smith 25 yd pass from Agnew (Araiza kick, 10:03)

SDSU - Richardson 49 yd pass from Agnew (Araiza kick, 5:19)

Attendance: 27,367

**TEAM STATISTICS**

	USU	SDSU
First Downs	23	25
Rushing	82	91
Passing	293	281
Total Offense	263	717
Fumbles: Number-Lost	2-0	2-0
Penalties: Number-Yards	3-30	7-61
Punts-Yards/Avg.	4-159/39.8	4-157/39.2
Punt returns: No-Yds-TD/Avg.	0-0-0/0.0	2-13-0/6.5
Kickoff Returns: No-Yds-TD/Avg.	3-59-0/19.7	5-88-0/17.6
Interceptions: No-Yds-TD	1-48-1	0-0-0
Fumble Returns: No-Yds-TD	0-0-0	0-0-0
Possession Time	23:05	36:55
Third-Down Conversions	8-of-16	8-of-19

**INDIVIDUAL RUSHING**
**USU:** Warren, 17-74, TD; Bright, 6-18; Love, 3-(-9).

**SDSU:** Bell, 18-63; Jasmin, 9-33; Byrd, 10-20; Matthews, 1-7; Agnew, 8-(-32).

**INDIVIDUAL PASSING (C-A-I, Yds, TD)**
**USU:** Love, 30-47-0, 293, 0.

**SDSU:** Agnew, 20-37-1, 281, 2.

**INDIVIDUAL RECEIVING**
**USU:** Mariner, 7-74; Scarver, 5-90; Terrell, 4-33; Nathan, 4-20; Warren, 3-40; Repp, 3-23; Thompkins, 2-2; Compton, 1-14; Bright, 1-(-3).

**SDSU:** Smith, 7-102, TD; Richardson, 3-65, TD; Bell, 3-31; Kothe, 2-30; Dedeaux, 2-18; Jasmin, 2-15; Matthews, 1-20.

**USU Punt Returns:** None.

**USU KO Returns:** Bright, 2-35; Scarver, 1-24.

**USU Interception Returns:** Bond, 1-48, TD.

**USU Fumble Returns:** None.

**USU Tackle Leaders:** Woodward, 13; Williams, 12; Meitzenheimer, 9; Bond, 8; Te'i, 5.

**UTAH STATE STARTERS**
**OFFENSE**

 LT Edwards  
 LG T. Shaw  
 C Ali'ifua  
 RG K. Shaw  
 RT Koch  
 WR Scarver  
 WR Nathan  
 WR Mariner  
 TE Terrell  
 RB Bright  
 QB Love

**DEFENSE**

 DE Galeai  
 DT Anderson  
 DT 'Unga  
 DE Te'i  
 LB Woodward  
 LB Meitzenheimer  
 CB Williams  
 CB Haney  
 S Gilliam  
 S Lefeged Jr.  
 S Bond


**Junior RB Jaylen Warren (20) carried the ball 17 times for 74 yards and scored the only offensive touchdown of the night for the Aggies on an 11-yard run in Utah State's 23-17 Mountain West road win at San Diego State.**

**SAN DIEGO, Calif.** - Junior RB **Jaylen Warren** rushed for 74 yards and one touchdown and senior PK **Dominik Eberle** kicked three field goals as Utah State held on for a 23-17 Mountain West road win at San Diego State on Saturday, Sept. 21, 2019.

This was the Aggies' first victory over San Diego State since a 31-25 road win on Nov. 25, 1967, snapping a 10-game losing skid to the Aztecs.

Junior QB **Jordan Love** threw for 297 yards, completing 30 of his 47 pass attempts, to help Utah State (2-1, 1-0 Mountain West) open a 23-3 lead with 10:53 remaining in the third quarter after Eberle kicked his third field goal of the night, a 32-yarder.

The Aztecs (3-1, 0-1) made it interesting in the fourth quarter, though, as quarterback Ryan Agnew threw a pair of touchdown passes – a 25- and 49-yarder, respectively – both of which were on fourth down. The second of the two came with 5:19 remaining, pulling the hosts within 23-17.

San Diego State got the ball back one more time on its own 25-yard line with 1:18 to go after Eberle missed a 42-yard field goal. Agnew completed a 14-yard pass on the opening play, but misfired on his next three attempts before redshirt junior DE **Justus Te'i** slammed the door on the Aztecs by sacking the SDSU signal caller for a loss of 37 yards.

Utah State finished with 375 yards of total offense, just three better than SDSU. Agnew was 20-of-37 for 281 yards and two touchdowns. He also threw a costly interception in the first quarter, which was picked off by USU junior S **Shaq Bond** and returned 48 yards for the first touchdown of the game.

The second pick-six of Bond's career gave the Aggies a 7-3 lead with six minutes remaining in the opening quarter. Bond finished with eight tackles, including a career-best 1.5 tackles for loss, and a pass breakup.

Junior LB **David Woodward** led Utah State with 13 stops, his 11th career double-digit tackle outing. Senior CB **DJ Williams** added a career-best 12 tackles, including 11 of the solo variety. Senior DE **Tipa Galeai** tied his career high with 3.0 tackles for loss for the Aggies, senior CB **Cameron Haney** added a career-high-tying three pass breakups and junior LB **Kevin Meitzenheimer** had nine tackles to match his personal best.

Senior graduate transfer WR **Siaosi Mariner** was Love's favorite target on the night as he caught seven passes for 74 yards. Junior WR **Savon Scarver** added five receptions for 90 yards, both of which were career highs.

San Diego State took the opening kickoff and ate up more than seven minutes off the clock, but had to settle for a 22-yard field goal by Matt Araiza to give the hosts a 3-0 lead.

Utah State proceeded to score the next 23 points, beginning with Bond's pick-six. Field goals of 30 and 29 yards, respectively, by Eberle made it 13-3 with 3:27 to play in the first half, but the Aggies weren't done putting points on the board.

Utah State forced SDSU to punt late in the half and the Aggies took over on their own 20 with 1:15 remaining. Seven plays and 80 yards later, USU was in the end zone courtesy of an 11-yard touchdown run by Warren to give the guests a 20-3 lead at the break.



**Junior S Shaq Bond (4) had eight tackles, including a career-best 1.5 tackles for loss, and returned an interception 48 yards for a touchdown against the Aztecs.**





/// GAME 2 RECAP vs. STONY BROOK ///



SEPTEMBER 7, 2019

MERLIN OLSEN FIELD AT MAVERIK STADIUM

SCORING SUMMARY

	1	2	3	4	FINAL
Stony Brook	0	0	7	0	7
Utah State	17	17	14	14	62

First Quarter

USU - Eberle 35 yd field goal (12:06)  
 USU - Thompkins 45 yd punt return (Eberle kick, 7:26)  
 USU - Mariner 29 yd pass from Love (Eberle kick, 3:27)

Second Quarter

USU - Eberle 37 yd field goal (14:09)  
 USU - Warren 28 yd run (Eberle kick, 6:29)  
 USU - Bright 2 yd run (Eberle kick, 2:08)

Third Quarter

USU - Warren 54 yd run (Eberle kick, 14:26)  
 SBU - White 3 yd pass from Cassidy (Courtney kick, 8:17)  
 USU - Wright 30 yd pass from Colombi (Eberle kick, :13)

Fourth Quarter

USU - Peasley 59 yd run (Eberle kick, 13:45)  
 USU - Thompkins 10 yd pass from Colombi (Eberle kick, 10:17)  
 Attendance: 22,247

TEAM STATISTICS

	SBU	USU
First Downs	16	35
Rushing	108	325
Passing	155	392
Total Offense	263	717
Fumbles: Number-Lost	1-0	1-1
Penalties: Number-Yards	10-88	9-80
Punts-Yards/Avg.	11-460/41.8	2-86/43.0
Punt returns: No-Yds-TD/Avg.	1-19-0/19.0	3-72-1/24.0
Kickoff Returns: No-Yds-TD/Avg.	0-0-0/0.0	2-65-0/32.5
Interceptions: No-Yds-TD	0-0-0	1-0-0
Fumble Returns: No-Yds-TD	0-0-0	0-0-0
Possession Time	30:59	29:01
Third-Down Conversions	5-of-17	10-of-14

INDIVIDUAL RUSHING

SBU: Nekhet, 14-46; White, 11-39; Fields, 3-18; Cassidy, 3-5.  
 USU: Warren, 9-105, 2 TD; Peasley, 3-83, TD; Bright, 9-67, TD; Love, 3-31; Nawahine, 8-24; Burt, 6-15; Colombi, 3-4.

INDIVIDUAL PASSING (C-A-I, Yds, TD)

SBU: Cassidy, 14-28-1, 129, 1; Fields, 5-14-0, 26, 0.  
 USU: Love, 25-34-0, 294, 1; Colombi, 8-9-0, 93, 2; Peasley, 2-2-0, 5, 0.

INDIVIDUAL RECEIVING

SBU: Anderson, 6-44; Benson, 3-33; Constant, 2-12.  
 USU: Thompkins, 5-77, TD; Mariner, 5-73, TD; Repp, 5-58; Nathan, 3-33; Bright, 3-3; Compton, 2-35; Wright, 2-30, TD; Warren, 2-27; Scarver, 2-15; Boman, 2-7; Carter, 1-11; Burt, 1-11; Lee, 1-6; Terrell, 1-6.

USU Punt Returns: Nathan, 2-27; Thompkins, 1-45, TD.  
 USU KO Returns: Scarver, 2-65.

USU Interception Returns: Grayson, 1-0.

USU Fumble Returns: None.

USU Tackle Leaders: Gilliam, 6; Williams, 4; Bond, 4; Woodward, 4.

UTAH STATE STARTERS

OFFENSE	DEFENSE
LT Hack	DE Galeai
LG T. Shaw	DT Anderson
C Ali'ifua	DT 'Unga
RG K. Shaw	DE Te'i
RT Koch	LB Woodward
WR Scarver	LB Meitzenheimer
WR Nathan	CB Williams
WR Mariner	CB Lampkin
TE Terrell	S Gilliam
RB Bright	S Lefeged Jr.
QB Love	S Bond



Sophomore WR Deven Thompkins (13) scored two touchdowns and had 122 all-purpose yards in Utah State's 62-7 home win against Stony Brook. Thompkins returned a punt 45 yards for a score and caught a career-high five passes for a career-best 77 yards, including a 10-yard touchdown.

LOGAN, Utah - Sophomore WR Deven Thompkins scored a pair of touchdowns and junior RB Jaylen Warren reached the century mark for the second-consecutive game as Utah State rolled to a 62-7 non-conference home win against Stony Brook at Maverik Stadium on Saturday, Sept. 7, 2019.

Junior QB Jordan Love passed for 294 yards and one touchdown in just over two quarters for the Aggies (1-1, 0-0 Mountain West), who racked up 717 yards of total offense – the second-most in school history – and a program-best 35 first downs. In all, USU passed for 392 yards in the game, which is the 18th-most in a single game in program history, as the Aggie quarterbacks completed 35-of-45 passes on the night to 14 different receivers, including 10 with multiple receptions.

Utah State led 34-0 at intermission after scoring on six of its eight first-half drives. The Aggies opened the game with a 35-yard field goal by senior PK Dominik Eberle.

After punting the second time they touched the ball, the Aggies proceeded to score on their next five possessions, beginning with a 45-yard punt return for a touchdown by Thompkins. He also hauled in a 10-yard touchdown pass in the fourth quarter from sophomore QB Henry Colombi that gave Utah State its final margin of victory. Thompkins finished the game with 122 all-purpose yards as he caught a career-high five passes for a career-best 77 yards to go along with his 45-yard punt return.

Warren ran for 105 yards and two touchdowns, a 28-yarder and a 54-yarder, on just nine carries. Utah State, which gained 325 yards on the ground, also had touchdown runs from senior RB Gerold Bright and redshirt freshman QB Andrew Peasley. Bright finished the game with 67 yards on nine carries, while Peasley rushed for a career-high 83 yards on just three carries, which included his career long 59-yard touchdown in the fourth quarter.

In his backup role, Colombi completed 8 of 9 passes for 93 yards and two touchdowns, including a 30-yarder to junior WR Derek Wright that stretched the Aggies' lead to 48-7 late in the third quarter.

Graduate transfers Siosa Mariner and Caleb Repp also had five catches apiece for 73 and 58 yards, respectively, for Utah State. Mariner found paydirt on a 29-yard pass from Love with 3:27 remaining in the first quarter.

Stony Brook was held to 263 total yards and 16 first downs. Quarterback Jack Cassidy was 14 for 28 passing for 129 yards and one touchdown, to go along with an interception, for the Seawolves (1-1, 0-0 Colonial Athletic Association).

Overall, Utah State was 10-of-14 on third down, as compared to 5-of-14 for Stony Brook, while the Aggies controlled the ball for 30:59 of the game.

Junior S Cash Gilliam led the Aggies with six tackles and a forced fumble, while senior CB DJ Williams had four tackles and a career-high-tying three pass breakups. Sophomore CB Andre Grayson recorded Utah State's lone turnover of the night with an interception.



Senior CB DJ Williams (7) had four tackles and tied his career high with three pass breakups against the Seawolves.



**/// GAME 1 RECAP vs. WAKE FOREST ///**

**August 30, 2019**
**BT&T FIELD**
**SCORING SUMMARY**

	1	2	3	4	FINAL
Utah State	7	14	7	7	35
Wake Forest	10	7	14	7	38

**First Quarter**

WF - Surratt 22 yd pass from Newman (Sciba kick, 11:54)  
 USU - Bright 7 yd run (Eberle kick, 9:23)  
 WF - Sciba 21 yd field goal (00:27)

**Second Quarter**

USU - Nathan 27 yd pass from Love (Eberle kick, 14:11)  
 WF - Washington 9 yd pass from Newman (Sciba kick, 6:27)  
 USU - Mariner 17 yd pass from Love (Eberle kick, 00:25)

**Third Quarter**

WF - Newman 1 yd run (Sciba kick, 9:08)  
 USU - Thompkins 56 yd pass from Love (Eberle kick, 5:42)  
 WF - Beal-Smith 12 yd run (Sciba kick, 00:49)

**Fourth Quarter**

USU - Warren 4 yd run (Eberle kick, 13:51)  
 WF - Hinton 2 yd pass from Newman (Sciba kick, 1:08)  
 Attendance: 29,027

**TEAM STATISTICS**

	USU	WF
First Downs	23	30
Rushing	180	178
Passing	416	401
Total Offense	596	579
Fumbles: Number-Lost	0-0	2-1
Penalties: Number-Yards	8-84	1-15
Punts-Yards/Avg.	7-273/39.0	5-213/42.6
Punt returns: No-Yds-TD/Avg.	1-20-0/20.0	3-64-0/21.3
Kickoff Returns: No-Yds-TD/Avg.	1-18-0/18.0	2-46-0/23.0
Interceptions: No-Yds-TD	0-0-0	3-1-0
Fumble Returns: No-Yds-TD	1-2-0	0-0-0
Possession Time	23:47	36:13
Third-Down Conversions	6-of-16	13-of-24

**INDIVIDUAL RUSHING**

**USU:** Warren, 19-141, TD; Bright, 9-37, TD; Love 3-2.  
**WF:** Carney, 25-105; Beal-Smith, 11-38, TD; Newman, 21-36, TD.

**INDIVIDUAL PASSING (C-A-I, Yds, TD)**

**USU:** Love, 33-48-3, 416, 3.  
**WF:** Newman, 34-47-0, 401, 3.

**INDIVIDUAL RECEIVING**

**USU:** Mariner, 8-118, TD; Nathan, 6-83, TD; Thompkins, 2-59, TD; Repp, 5-59; Scarver, 3-49; Bright, 4-30; Terrell, 3-17; Warren, 1-1; Compton, 1-0.  
**WF:** Surratt, 7-158, TD; Claude, 6-70; Hinton, 9-66, TD; Washington, 4-46, TD; Freudenthal, 4-31; Chapman, 3-24; Carney, 1-6.

**USU Punt Returns:** None.

**USU KO Returns:** Scarver, 1-18.

**USU Interception Returns:** None.

**USU Fumble Returns:** Te'i, 1-2.

**USU Tackle Leaders:** Woodward, 24; Lefeged Jr., 10; Meitzenheimer, 9; Bond, 8; Te'i, 8.

**UTAH STATE STARTERS**
**OFFENSE**

LT	Edwards
LG	T. Shaw
C	Ali'ifua
RG	K. Shaw
RT	Koch
WR	Scarver
WR	Mariner
TE	Repp
TE	Terrell
RB	Bright
QB	Love

**DEFENSE**

DE	Galeai
DT	Leilua
DT	Anderson
DE	Te'i
LB	Woodward
LB	Meitzenheimer
CB	Williams
CB	Jackson
CB	Grayson
S	Lefeged Jr.
S	Bond



Junior QB Jordan Love (10) was 33-of-48 passing for 416 yards and three touchdowns in Utah State's 38-35 season-opening road loss at Wake Forest.

**WINSTON-SALEM, N.C.** - For the second-consecutive year, Utah State proved it could go toe-to-toe with the big boys of college football, taking ACC-foe Wake Forest to the wire before falling short, 38-35, in the season opener for both teams on Friday, Aug. 30, 2019, at BB&T Field.

The Aggies, who opened the season with a 38-31 loss at No. 11 Michigan State in 2018, appeared to be headed for the potential game-tying field goal or game-winning touchdown in the waning moments Friday night. Unfortunately, the Demon Deacons' Justin Strnad intercepted a pass by Utah State junior QB **Jordan Love** at the Aggies' 20-yard line with 17 seconds left to end the game.

Love finished with 416 yards passing and three touchdowns, completing 33 of his 48 pass attempts – both career highs. His favorite target on the night was graduate transfer WR **Siaosi Mariner**, who caught eight passes for 118 yards and one touchdown. For Love, it was his third-career 400-yard passing game.

Utah State finished with 596 yards of total offense, including 180 on the ground. Junior college transfer RB **Jaylen Warren** led the way for the Aggies with 141 yards and one touchdown on 19 carries. Warren's 4-yard touchdown run with 13:51 remaining in the fourth quarter gave Utah State its final lead of the night at 35-31.

After the go-ahead score, the Aggie defense forced two straight punts by the Demon Deacons, and turned them over on downs with 4:05 to go. However, USU couldn't run out the remainder of the clock and punted back to Wake Forest, which took over on its own 11-yard line with 2:19 to go. Two plays later, after Demon Deacons QB Jamie Newman completed passes of 18 and 70 yards, respectively, the hosts were at the Aggies' 1.

But, Utah State's defense stuffed three straight running plays by Wake Forest and the Demon Deacons faced a fourth-and-goal situation from the 2. That's when Newman found Kendall Hinton in the right corner of the end zone for the touchdown.

Newman finished the night with 401 yards passing and three touchdowns, completing 34-of-47 passes. He also rushed the ball 21 times for 36 yards and a score.

Following Wake Forest's go-ahead touchdown, Love drove Utah State into Demon Deacons' territory, aided by a 24-yard pitch-and-catch to Mariner, and a targeting penalty on the hosts.

Senior RB **Gerold Bright** scored the Aggies' first touchdown of 2019 on a seven-yard run in the first quarter, while Love's first touchdown pass of the season came with 14:11 remaining in the second quarter when he found junior WR **Jordan Nathan** from 27 yards out.

Love also threw a 17-yard touchdown pass to Mariner, who made an acrobatic grab in the right corner of the end zone to give the visitors a 21-17 lead at half, then found sophomore WR **Deven Thompkins** for a 56-yard touchdown pass midway through the third quarter.

Defensively, junior LB **David Woodward** had a career-high 24 tackles, which included 3.5 tackles for loss and 1.0 sacks, to go along with two forced fumbles.

Redshirt junior DE **Justus Te'i** recovered one of those fumbles and junior S **Shaq Bond** had a game-high-tying two pass breakups and eight tackles.



Junior LB David Woodward (9) had a career-high 24 tackles, which included 1.0 sacks and 3.5 tackles for loss, to go along with two forced fumbles against the Demon Deacons.





Date	Opponent	Score	Att.
Aug 30, 2019	at Wake Forest	L 35-38	29027
Sep 07, 2019	STONY BROOK	W 62-7	22247
* Sep 21, 2019	at San Diego State	W 23-17	27367
* Sep 28, 2019	COLORADO STATE	W 34-24	20017
Oct 05, 2019	at #5 LSU	L 6-42	100266
* Oct 19, 2019	NEVADA	W 36-10	15240
* Oct 26, 2019	at Air Force	L 7-31	19248
Nov 02, 2019	BYU	L 14-42	25472
* Nov 09, 2019	at Fresno State	W 37-35	32037
* Nov 16, 2019	WYOMING	W 26-21	16364
* Nov 23, 2019	#20 BOISE STATE	L 21-56	18315

Rushing	gp	att	gain	loss	net	avg	td	lg	avg/g
BRIGHT, Gerold	11	142	729	15	714	5.0	7	67	64.9
WARREN, Jaylen	10	96	533	12	521	5.4	5	59	52.1
LOVE, Jordan	11	68	247	114	133	2.0	0	22	12.1
BURT, Riley	10	26	90	1	89	3.4	0	21	8.9
PEASLEY, Andrew	1	3	83	0	83	27.7	1	59	83.0
NAWAHINE, Enoch	8	16	57	4	53	3.3	0	19	6.6
COLOMBI, Henry	5	13	51	20	31	2.4	1	18	6.2
THOMPCKINS, D.	11	5	20	0	20	4.0	0	10	1.8
Total	11	380	1810	216	1594	4.2	14	67	144.9
Opponents	11	501	2389	292	2097	4.2	24	40	190.6

Passing	gp	effic	comp-att-int	pct	yds	td	lg	avg/g
LOVE, Jordan	11	126.79	245-399-15	61.4	2913	14	80	264.8
COLOMBI, Henry	5	148.84	20-29-1	69.0	221	2	30	44.2
PEASLEY, Andrew	1	121.00	2-2-0	100.0	5	0	5	5.0
Total	11	128.25	267-430-16	62.1	3139	16	80	285.4
Opponents	11	131.75	209-357-9	58.5	2697	16	77	245.2

Receiving	gp	no.	yds	avg	td	lg	avg/g
MARINER, Siaosi	11	53	819	15.5	7	80	74.5
NATHAN, Jordan	11	43	479	11.1	1	52	43.5
THOMPCKINS, D.	11	36	485	13.5	3	62	44.1
REPP, Caleb	11	33	406	12.3	3	40	36.9
BRIGHT, Gerold	11	27	193	7.1	1	35	17.5
SCARVER, Savon	11	22	259	11.8	0	48	23.5
COMPTON, Taylor	10	13	118	9.1	0	21	11.8
WARREN, Jaylen	10	12	152	12.7	0	31	15.2
TERRELL, Carson	10	11	72	6.5	0	12	7.2
WRIGHT, Derek	8	6	86	14.3	1	30	10.8
BURT, Riley	10	4	22	5.5	0	11	2.2
NAWAHINE, Enoch	8	2	7	3.5	0	13	0.9
BOMAN, Travis	9	2	7	3.5	0	5	0.8
CARTER, Sean	6	1	17	17.0	0	17	2.8
CARTER, Ajani	10	1	11	11.0	0	11	1.1
Total	11	267	3139	11.8	16	80	285.4
Opponents	11	209	2697	12.9	16	77	245.2

Field Goals	fg	pct.	01-19	20-29	30-39	40-49	50-99	lg	blk
EBERLE, Dominik	18-21	85.7	0-0	5-5	8-8	5-7	0-1	48	0

Scoring	td	fg	PAT				dxp	saf	pts
			kick	rush	rcv	pass			
EBERLE, Dominik	-	18-21	35-35	-	-	-	-	-	89
BRIGHT, Gerold	8	-	-	-	-	-	-	-	48
MARINER, Siaosi	7	-	-	-	-	-	-	-	42
WARREN, Jaylen	5	-	-	-	-	-	-	-	30
THOMPCKINS, D.	4	-	-	-	-	-	-	-	24
REPP, Caleb	3	-	-	-	-	-	-	-	18
SCARVER, Savon	2	-	-	-	-	-	-	-	12
PEASLEY, Andrew	1	-	-	-	-	-	-	-	6
BOND, Shaq	1	-	-	-	-	-	-	-	6
COLOMBI, Henry	1	-	-	-	-	-	-	-	6
WRIGHT, Derek	1	-	-	-	-	-	-	-	6
NATHAN, Jordan	1	-	-	-	-	-	-	-	6
WOODWARD, David	1	-	-	-	-	-	-	-	6
TE'I, Justus	-	-	-	-	-	-	1	-	2
Total	35	18-21	35-35	-	-	-	-	1	301
Opponents	44	5-8	44-44	-	-	-	-	-	323

Score by Quarters	1st	2nd	3rd	4th	OT	Total
Utah State	74	115	54	58	0	301
Opponents	65	108	87	63	0	323

Record:	Overall	Home	Away	Neutral
All games	6-5	4-2	2-3	0-0
Conference	5-2	3-1	2-1	0-0
Non-Conference	1-3	1-1	0-2	0-0

Team Statistics	USU	OPP
FIRST DOWNS	239	257
Rushing	90	118
Passing	133	123
Penalty	16	16
RUSHING YARDAGE	1594	2097
Rushing Attempts	380	501
Average Per Rush	4.2	4.2
Average Per Game	144.9	190.6
TDs Rushing	14	24
PASSING YARDAGE	3139	2697
Comp-Att-Int	267-430-16	209-357-9
Average Per Pass	7.3	7.6
Average Per Catch	11.8	12.9
Average Per Game	285.4	245.2
TDs Passing	16	16
TOTAL OFFENSE	4733	4794
Average Per Play	5.8	5.6
Average Per Game	430.3	435.8
KICK RETURNS: #-Yards	26-647	21-456
PUNT RETURNS: #-Yards	8-113	15-192
INT RETURNS: #-Yards	9-161	16-190
FUMBLES-LOST	11-6	19-10
PENALTIES-Yards	68-549	74-648
PUNTS-AVG	60-39.8	60-41.7
TIME OF POSSESSION/Game	24:44	35:16
3RD-DOWN Conversions	70/166	83/175
4TH-DOWN Conversions	3/8	4/15

Interceptions	no.	yds	avg	td	lg
BOND, Shaq	3	82	27.3	1	48
MUNOZ, Eric	2	56	28.0	0	51
LAMPKIN, Cam	1	0	0.0	0	0
GRAYSON, Andre	1	0	0.0	0	0
MEITZENHEIMER,	1	4	4.0	0	4
HANEY, Cameron	1	19	19.0	0	19

Punting	no.	yds	avg	lg	tb	fc	i20	50+	blk
BARTOLIC, C.	34	1431	42.1	71	2	8	11	8	0
CALLISTER, P.	18	687	38.2	52	1	9	8	1	1
DALTON, Aaron	7	273	39.0	49	0	6	1	0	0
TEAM	1	0	0.0	0	0	0	0	0	0

Punt Returns	no.	yds	avg	td	lg
NATHAN, Jordan	7	68	9.7	0	21
THOMPCKINS, D.	1	45	45.0	1	45
Total	8	113	14.1	1	45
Opponents	15	192	12.8	1	74

Kick Returns	no.	yds	avg	td	lg
SCARVER, Savon	19	557	29.3	2	100
BRIGHT, Gerold	3	49	16.3	0	21
LEE, Logan	2	19	9.5	0	13
NATHAN, Jordan	1	0	0.0	0	0
THOMPCKINS, D.	1	22	22.0	0	22
Total	26	647	24.9	2	100
Opponents	21	456	21.7	0	38

All Purpose	g	rush	rcv	pr	kr	ir	total	avg/g
BRIGHT, Gerold	11	714	193	0	49	0	956	86.9
MARINER, Siaosi	11	0	819	0	0	0	819	74.5
SCARVER, Savo	11	0	259	0	557	0	816	74.2
WARREN, Jayle	10	521	152	0	0	0	673	67.3
THOMPCKINS, D.	11	20	485	45	22	0	572	52.0
Total	11	1594	3139	113	647	161	5654	514.0
Opponents	11	2097	2697	192	456	190	5632	512.0

Total Offense	g	plays	rush	pass	total	avg/g
LOVE, Jordan	11	467	133	2913	3046	276.9
BRIGHT, Gerold	11	142	714	0	714	64.9
WARREN, Jaylen	10	96	521	0	521	52.1
COLOMBI, Henry	5	42	31	221	252	50.4
BURT, Riley	10	26	89	0	89	8.9
Total	11	810	1594	3139	4733	430.3



<b>Team Statistics</b>	<b>USU</b>	<b>OPP</b>
SCORING	301	323
Points Per Game	27.4	29.4
Points Off Turnovers	54	62
FIRST DOWNS	239	257
Rushing	90	118
Passing	133	123
Penalty	16	16
RUSHING YARDAGE	1594	2097
Yards gained rushing	1810	2389
Yards lost rushing	216	292
Rushing Attempts	380	501
Average Per Rush	4.2	4.2
Average Per Game	144.9	190.6
TDs Rushing	14	24
PASSING YARDAGE	3139	2697
Comp-Att-Int	267-430-16	209-357-9
Average Per Pass	7.3	7.6
Average Per Catch	11.8	12.9
Average Per Game	285.4	245.2
TDs Passing	16	16
TOTAL OFFENSE	4733	4794
Total Plays	810	858
Average Per Play	5.8	5.6
Average Per Game	430.3	435.8
KICK RETURNS: #-Yards	26-647	21-456
PUNT RETURNS: #-Yards	8-113	15-192
INT RETURNS: #-Yards	9-161	16-190
KICK RETURN AVERAGE	24.9	21.7
PUNT RETURN AVERAGE	14.1	12.8
INT RETURN AVERAGE	17.9	11.9
FUMBLES-LOST	11-6	19-10
PENALTIES-Yards	68-549	74-648
Average Per Game	49.9	58.9
PUNTS-Yards	60-2391	60-2500
Average Per Punt	39.8	41.7
Net punt average	35.7	37.8
KICKOFFS-Yards	63-3716	60-3484
Average Per Kick	59.0	58.1
Net kick average	39.0	37.3
TIME OF POSSESSION/Game	24:44	35:16
3RD-DOWN Conversions	70/166	83/175
3rd-Down Pct	42%	47%
4TH-DOWN Conversions	3/8	4/15
4th-Down Pct	38%	27%
SACKS BY-Yards	19-170	19-111
MISC YARDS	0	0
TOUCHDOWNS SCORED	35	44
FIELD GOALS-ATTEMPTS	18-21	5-8
ON-SIDE KICKS	0-0	0-0
RED-ZONE SCORES	(28-41) 68%	(38-46) 83%
RED-ZONE TOUCHDOWNS	(15-41) 37%	(35-46) 76%
PAT-ATTEMPTS	(35-35) 100%	(44-44) 100%
ATTENDANCE	117655	207945
Games/Avg Per Game	6/19609	5/41589
Neutral Site Games		0/0

<b>Score by Quarters</b>	<b>1st</b>	<b>2nd</b>	<b>3rd</b>	<b>4th</b>	<b>OT</b>	<b>Total</b>
Utah State	74	115	54	58	0	301
Opponents	65	108	87	63	0	323







Rushing	gp	att	gain	loss	net	avg	td	lg	avg/g
BRIGHT, Gerold	11	142	729	15	714	5.0	7	67	64.9
WARREN, Jaylen	10	96	533	12	521	5.4	5	59	52.1
LOVE, Jordan	11	68	247	114	133	2.0	0	22	12.1
BURT, Riley	10	26	90	1	89	3.4	0	21	8.9
PEASLEY, Andrew	1	3	83	0	83	27.7	1	59	83.0
NAWAHINE, Enoch	8	16	57	4	53	3.3	0	19	6.6
COLOMBI, Henry	5	13	51	20	31	2.4	1	18	6.2
THOMPCKINS, D.	11	5	20	0	20	4.0	0	10	1.8
TEAM	8	11	0	50	-50	-4.5	0	0	-6.2
Total	11	380	1810	216	1594	4.2	14	67	144.9
Opponents	11	501	2389	292	2097	4.2	24	40	190.6

Passing	gp	effic	comp-att-int	pct	yds	td	lg	avg/g
LOVE, Jordan	11	126.79	245-399-15	61.4	2913	14	80	264.8
COLOMBI, Henry	5	148.84	20-29-1	69.0	221	2	30	44.2
PEASLEY, Andrew	1	121.00	2-2-0	100.0	5	0	5	5.0
Total	11	128.25	267-430-16	62.1	3139	16	80	285.4
Opponents	11	131.75	209-357-9	58.5	2697	16	77	245.2

Receiving	gp	no.	yds	avg	td	lg	avg/g
MARINER, Siaosi	11	53	819	15.5	7	80	74.5
NATHAN, Jordan	11	43	479	11.1	1	52	43.5
THOMPCKINS, D.	11	36	485	13.5	3	62	44.1
REPP, Caleb	11	33	406	12.3	3	40	36.9
BRIGHT, Gerold	11	27	193	7.1	1	35	17.5
SCARVER, Savon	11	22	259	11.8	0	48	23.5
COMPTON, Taylor	10	13	118	9.1	0	21	11.8
WARREN, Jaylen	10	12	152	12.7	0	31	15.2
TERRELL, Carson	10	11	72	6.5	0	12	7.2
WRIGHT, Derek	8	6	86	14.3	1	30	10.8
BURT, Riley	10	4	22	5.5	0	11	2.2
NAWAHINE, Enoch	8	2	7	3.5	0	13	0.9
BOMAN, Travis	9	2	7	3.5	0	5	0.8
CARTER, Sean	6	1	17	17.0	0	17	2.8
CARTER, Ajani	10	1	11	11.0	0	11	1.1
LEE, Logan	9	1	6	6.0	0	6	0.7
Total	11	267	3139	11.8	16	80	285.4
Opponents	11	209	2697	12.9	16	77	245.2

Punt Returns	no.	yds	avg	td	lg
NATHAN, Jordan	7	68	9.7	0	21
THOMPCKINS, D.	1	45	45.0	1	45
Total	8	113	14.1	1	45
Opponents	15	192	12.8	1	74

Interceptions	no.	yds	avg	td	lg
BOND, Shaq	3	82	27.3	1	48
MUNOZ, Eric	2	56	28.0	0	51
HANEY, Cameron	1	19	19.0	0	19
LAMPKIN, Cam	1	0	0.0	0	0
MEITZENHEIMER,	1	4	4.0	0	4
GRAYSON, Andre	1	0	0.0	0	0
Total	9	161	17.9	1	51
Opponents	16	190	11.9	3	73

Kick Returns	no.	yds	avg	td	lg
SCARVER, Savon	19	557	29.3	2	100
BRIGHT, Gerold	3	49	16.3	0	21
LEE, Logan	2	19	9.5	0	13
THOMPCKINS, D.	1	22	22.0	0	22
NATHAN, Jordan	1	0	0.0	0	0
Total	26	647	24.9	2	100
Opponents	21	456	21.7	0	38

Fumble Returns	no.	yds	avg	td	lg
TE'I, Justus	2	13	6.5	0	11
WOODWARD, David	1	8	8.0	1	8
Total	3	21	7.0	1	11
Opponents	2	20	10.0	0	16



Scoring	td	fg	PAT				dxp	saf	pts
			kick	rush	rcv	pass			
EBERLE, Dominik	-	18-21	35-35	-	-	-	-	89	
BRIGHT, Gerold	8	-	-	-	-	-	-	48	
MARINER, Siao	7	-	-	-	-	-	-	42	
WARREN, Jaylen	5	-	-	-	-	-	-	30	
THOMPCKINS, D.	4	-	-	-	-	-	-	24	
REPP, Caleb	3	-	-	-	-	-	-	18	
SCARVER, Savon	2	-	-	-	-	-	-	12	
COLOMBI, Henry	1	-	-	-	-	-	-	6	
PEASLEY, Andrew	1	-	-	-	-	-	-	6	
WOODWARD, David	1	-	-	-	-	-	-	6	
WRIGHT, Derek	1	-	-	-	-	-	-	6	
BOND, Shaq	1	-	-	-	-	-	-	6	
NATHAN, Jordan	1	-	-	-	-	-	-	6	
TE'I, Justus	-	-	-	-	-	-	1	2	
<b>Total</b>	<b>35</b>	<b>18-21</b>	<b>35-35</b>	<b>-</b>	<b>-</b>	<b>-</b>	<b>1</b>	<b>301</b>	
<b>Opponents</b>	<b>44</b>	<b>5-8</b>	<b>44-44</b>	<b>-</b>	<b>-</b>	<b>-</b>	<b>-</b>	<b>323</b>	

Total Offense	g	plays	rush	pass	total	avg/g
LOVE, Jordan	11	467	133	2913	3046	276.9
BRIGHT, Gerold	11	142	714	0	714	64.9
WARREN, Jaylen	10	96	521	0	521	52.1
COLOMBI, Henry	5	42	31	221	252	50.4
BURT, Riley	10	26	89	0	89	8.9
PEASLEY, Andrew	1	5	83	5	88	88.0
NAWAHINE, Enoch	8	16	53	0	53	6.6
THOMPCKINS, D.	11	5	20	0	20	1.8
<b>TEAM</b>	<b>8</b>	<b>11</b>	<b>-50</b>	<b>0</b>	<b>-50</b>	<b>-6.2</b>
<b>Total</b>	<b>11</b>	<b>810</b>	<b>1594</b>	<b>3139</b>	<b>4733</b>	<b>430.3</b>
<b>Opponents</b>	<b>11</b>	<b>858</b>	<b>2097</b>	<b>2697</b>	<b>4794</b>	<b>435.8</b>

Field Goals	fg	pct.	01-19	20-29	30-39	40-49	50-99	lg	blk
EBERLE, Dominik	18-21	85.7	0-0	5-5	8-8	5-7	0-1	48	0

Punting	no.	yds	avg	lg	tb	fc	i20	50+	blk
BARTOLIC, C.	34	1431	42.1	71	2	8	11	8	0
CALLISTER, P.	18	687	38.2	52	1	9	8	1	1
DALTON, Aaron	7	273	39.0	49	0	6	1	0	0
<b>TEAM</b>	<b>1</b>	<b>0</b>	<b>0.0</b>	<b>0</b>	<b>0</b>	<b>0</b>	<b>0</b>	<b>0</b>	<b>0</b>
<b>Total</b>	<b>60</b>	<b>2391</b>	<b>39.8</b>	<b>71</b>	<b>3</b>	<b>23</b>	<b>20</b>	<b>9</b>	<b>1</b>
<b>Opponents</b>	<b>60</b>	<b>2500</b>	<b>41.7</b>	<b>60</b>	<b>6</b>	<b>21</b>	<b>20</b>	<b>11</b>	<b>0</b>

FG Sequence	Utah State	Opponents
Wake Forest	-	(21)
Stony Brook	(35),(37)	-
San Diego State	(30),(29),(32),42	(22)
Colorado State	(42),(48)	51,(45)
LSU	(30),(47)	53
Nevada	(29),(32),47	(23),51
Air Force	-	(57)
BYU	-	-
Fresno State	(25),(39),(30)	-
Wyoming	(47),(44),(26),50,(23)	-
Boise State	-	-

Kickoffs	no.	yds	avg	tb	ob	retn	net	ydln
EBERLE, Dominik	60	3571	59.5	31	0			
COLES, Connor	3	145	48.3	1	0			
<b>Total</b>	<b>63</b>	<b>3716</b>	<b>59.0</b>	<b>32</b>	<b>0</b>	<b>21.7</b>	<b>39.0</b>	<b>25</b>
<b>Opponents</b>	<b>60</b>	<b>3484</b>	<b>58.1</b>	<b>24</b>	<b>1</b>	<b>24.9</b>	<b>37.3</b>	<b>27</b>

Numbers in (parentheses) indicate field goal was made.

All Purpose	g	rush	rcv	pr	kr	ir	total	avg/g
BRIGHT, Gerold	11	714	193	0	49	0	956	86.9
MARINER, Siao	11	0	819	0	0	0	819	74.5
SCARVER, Sav	11	0	259	0	557	0	816	74.2
WARREN, Jayle	10	521	152	0	0	0	673	67.3
THOMPCKINS, D.	11	20	485	45	22	0	572	52.0
NATHAN, Jorda	11	0	479	68	0	0	547	49.7
REPP, Caleb	11	0	406	0	0	0	406	36.9
LOVE, Jordan	11	133	0	0	0	0	133	12.1
COMPTON, Tay	10	0	118	0	0	0	118	11.8
BURT, Riley	10	89	22	0	0	0	111	11.1
WRIGHT, Derek	8	0	86	0	0	0	86	10.8
PEASLEY, Andr	1	83	0	0	0	0	83	83.0
BOND, Shaq	11	0	0	0	0	82	82	7.5
TERRELL, Cars	10	0	72	0	0	0	72	7.2
NAWAHINE, En	8	53	7	0	0	0	60	7.5
MUNOZ, Eric	6	0	0	0	0	56	56	9.3
COLOMBI, Henr	5	31	0	0	0	0	31	6.2
LEE, Logan	9	0	6	0	19	0	25	2.8
HANEY, Camero	9	0	0	0	0	19	19	2.1
CARTER, Sean	6	0	17	0	0	0	17	2.8
CARTER, Ajani	10	0	11	0	0	0	11	1.1
BOMAN, Travis	9	0	7	0	0	0	7	0.8
MEITZENHEIME	11	0	0	0	0	4	4	0.4
<b>TEAM</b>	<b>8</b>	<b>-50</b>	<b>0</b>	<b>0</b>	<b>0</b>	<b>0</b>	<b>-50</b>	<b>-6.2</b>
<b>Total</b>	<b>11</b>	<b>1594</b>	<b>3139</b>	<b>113</b>	<b>647</b>	<b>161</b>	<b>5654</b>	<b>514.0</b>
<b>Opponents</b>	<b>11</b>	<b>2097</b>	<b>2697</b>	<b>192</b>	<b>456</b>	<b>190</b>	<b>5632</b>	<b>512.0</b>





#	Defensive Leaders	gp	Tackles			tfl/yds	Sacks no-yds	Pass defense			Fumbles		blkd	
			ua	a	tot			int-yds	brup	qbh	rcv-yds	ff	kick	saf
9	WOODWARD, David	7	53	40	93	5.0-15	2.0-10	.	2	.	1-8	4	.	.
3	LEFEGED JR, T.	11	40	43	83	5.5-23	2.0-18	.	4	1	2-0	2	.	.
33	MEITZENHEIMER,	11	40	38	78	2.5-7	.	1-4	1	.	.	1	.	.
7	WILLIAMS, DJ	11	50	19	69	3.5-13	.	.	6	.	1-0	.	.	.
4	BOND, Shaq	11	38	28	66	3.5-6	.	3-82	5	2	.	1	.	.
1G	GALEAI, Tipa	10	25	18	43	6.5-33	3.0-18	.	.	7	1-0	.	.	.
51	TE'I, Justus	11	17	25	42	4.5-44	1.5-39	.	2	1	2-13	.	.	1
96	UNGA, C.	11	18	23	41	2.5-30	2.0-23	.	1	2	.	.	.	.
21	GRAYSON, Andre	11	24	13	37	2.0-14	1.0-10	1-0	6	.	.	2	.	.
93	WILDMAN, Jacoby	11	17	20	37	4.5-17	2.0-12	.	.	1	.	.	.	.
91	ANDERSON, Devon	11	14	17	31	5.5-18	1.0-6	.	.	2	.	1	.	.
6	HANEY, Cameron	9	24	5	29	1.0-13	1.0-13	1-19	11	.	.	2	.	.
42	HENINGER, Nick	11	15	10	25	6.5-29	3.0-19	.	2	5	1-0	1	.	.
38	MUNOZ, Eric	6	13	10	23	1.0-1	.	2-56	.	2	.	.	.	.
9V	VONGPHACHANH, A	6	7	10	17	.	.	.	.	.	.	.	.	.
24	BAKER, Dalton	11	6	9	15	1.5-4	.	.	2	2	1-0	.	.	.
5	GILLIAM, Cash	7	7	8	15	1.5-4	.	.	.	.	.	1	.	.
41	SHELTON, Elijah	7	5	8	13	.	.	.	.	1	.	.	.	.
92	MOTU'APUAKA, H.	10	4	8	12	0.5-0	.	.	.	1	.	.	.	.
94	ANDERSEN, Caden	11	1	11	12	0.5-2	0.5-2	.	.	1	.	.	.	.
18	LAMPKIN, Cam	11	8	1	9	.	.	1-0	2	.	.	.	.	.
12	CARTER, Ajani	10	7	2	9	.	.	.	.	.	.	.	.	.
90	FATA, Ritisoni	7	2	5	7	.	.	.	.	.	.	.	.	.
2	ADAMS, Terin	7	5	2	7	.	.	.	.	.	.	.	.	.
37	LOCKETT, Sam	11	4	1	5	.	.	.	.	.	.	.	.	.
45	BANNERMAN, J.	5	1	4	5	.	.	.	1	.	.	.	.	.
26	NELSON, Chase	11	2	2	4	.	.	.	.	.	.	.	.	.
14	JACKSON, Z.	2	1	3	4	.	.	.	1	.	.	.	.	.
34	BURT, Riley	10	4	.	4	.	.	.	.	.	1-0	.	.	.
97	PITCHER, Jake	6	1	2	3	.	.	.	1	.	.	.	.	.
44	LEILUA, Fua	1	1	2	3	.	.	.	.	1	.	.	.	.
17	COMPTON, Taylor	10	3	.	3	.	.	.	.	.	.	.	.	.
80	MARINER, Siasosi	11	3	.	3	.	.	.	.	.	.	.	.	.
23	TATUM, Dominic	4	3	.	3	.	.	.	2	.	.	.	.	.
13	THOMPSON, D.	11	.	2	2	.	.	.	.	.	.	.	.	.
25	GREEN, Jarrod	11	1	1	2	.	.	.	.	.	.	.	.	.
10	LOVE, Jordan	11	1	.	1	.	.	.	.	.	.	.	.	.
88	TERRELL, Carson	10	1	.	1	.	.	.	.	.	.	.	.	.
27	NAWAHINE, Enoch	8	1	.	1	.	.	.	.	.	.	.	.	.
22	ANYANWU, M.	5	1	.	1	.	.	.	.	.	.	.	.	.
4N	NEVES, Kaleo	2	1	.	1	.	.	.	.	.	.	.	.	.
39	MAGALEI, Maika	1	1	.	1	.	.	.	.	.	.	.	.	.
53	HARRIS, Braden	4	.	1	1	.	.	.	.	.	.	.	.	.
87	REPP, Caleb	11	1	.	1	.	.	.	.	.	.	.	.	.
11	SCARVER, Savon	11	1	.	1	.	.	.	.	.	.	.	.	.
47	LEE, Logan	9	.	1	1	.	.	.	.	.	.	.	.	.
Total		11	472	392	864	58-273	19-170	9-161	49	29	10-21	15	.	1
Opponents		11	421	339	760	54-184	19-111	16-190	42	27	6-20	7	1	.



**TEAM STATISTICS**

Date	Opponent	Rushing				Receiving				Passing				Kick Returns				Punt Returns				tot off
		no.	yds	td	lg	no.	yds	td	lg	cmp-att-int	yds	td	lg	no.	yds	td	lg	no.	yds	td	lg	
Aug 30	at Wake Forest	31	180	2	59	33	416	3	56	33-48-3	416	3	56	1	18	0	18	0	0	0	0	596
Sep 07	STONY BROOK	42	325	4	59	35	392	3	45	35-45-0	392	3	45	2	65	0	44	3	72	1	45	717
Sep 21	at San Diego State	27	82	1	12	30	293	0	48	30-47-0	293	0	48	3	59	0	24	0	0	0	0	375
Sep 28	COLORADO STATE	56	240	0	15	17	204	2	40	17-33-2	204	2	40	1	100	1	100	1	-2	0	0	444
Oct 05	at LSU	22	19	0	8	16	140	0	35	16-31-3	140	0	35	1	21	0	21	0	0	0	0	159
Oct 19	NEVADA	44	244	2	67	15	174	1	48	15-33-1	174	1	48	3	119	1	100	1	20	0	20	418
Oct 26	at Air Force	13	14	0	7	14	114	1	31	14-23-0	114	1	31	1	6	0	6	0	0	0	0	128
Nov 02	BYU	33	127	1	19	29	394	1	52	29-49-3	394	1	52	3	49	0	24	1	0	0	0	521
Nov 09	at Fresno State	34	137	2	21	30	388	2	62	30-39-0	388	2	62	5	91	0	25	1	8	0	8	525
Nov 16	WYOMING	44	105	0	16	21	317	2	80	21-35-2	317	2	80	4	76	0	22	1	15	0	15	422
Nov 23	BOISE STATE	34	121	2	18	27	307	1	47	27-47-2	307	1	47	2	43	0	22	0	0	0	0	428
Opponents		380	1594	14	67	267	3139	16	80	267-430-16	3139	16	80	26	647	2	100	8	113	1	45	4733
Opponents		501	2097	24	40	209	2697	16	77	209-357-9	2697	16	77	21	456	0	38	15	192	1	74	4794

Games: 11 • Avg/rush: 4.2 • Avg/catch: 11.8 • Pass effic: 128.25 • KR avg: 24.9 • PR avg: 14.1 • All purpose avg/game: 514.0 • Total offense avg/gm: 430.3

Date	Opponent	Tackles				Sacks		Fumble		Pass Defense			blkd		PAT Attempts			off	
		ua	a	total	tfl-yds	no-yds	ff	fr-yds	int-yds	qbh	brup	kick	kick	rush	rcv	saf	t/o	pts	
Aug 30	at Wake Forest	68	40	108	10.0-32	3.0-19	2	1-2	0-0	2	5	0	5-5	0	0	0	0	35	
Sep 07	STONY BROOK	27	32	59	1.0-2	0.0-0	1	0-0	1-0	9	9	0	8-8	0	0	0	7	62	
Sep 21	at San Diego State	59	20	79	10.0-72	4.0-58	0	0-0	1-48	1	5	0	2-2	0	0	0	7	23	
Sep 28	COLORADO STATE	26	48	74	7.0-21	2.0-15	3	3-8	0-0	5	7	0	4-4	0	0	0	10	34	
Oct 05	at LSU	60	30	90	4.0-17	2.0-9	2	1-0	1-19	2	2	0	0-0	0	0	0	3	6	
Oct 19	NEVADA	40	28	68	6.0-26	3.0-19	2	0-0	2-38	1	9	0	4-4	0	0	1	14	36	
Oct 26	at Air Force	50	44	94	3.0-17	1.0-8	3	2-0	0-0	0	0	0	1-1	0	0	0	0	7	
Nov 02	BYU	33	42	75	2.0-4	0.0-0	1	2-11	1-0	2	3	0	2-2	0	0	0	7	14	
Nov 09	at Fresno State	42	18	60	5.0-17	1.0-4	0	0-0	0-0	0	2	0	4-4	0	0	0	0	37	
Nov 16	WYOMING	40	42	82	6.0-36	2.0-26	1	1-0	3-56	4	4	0	2-2	0	0	0	6	26	
Nov 23	BOISE STATE	27	48	75	4.0-29	1.0-12	0	0-0	0-0	3	3	0	3-3	0	0	0	0	21	
Opponents		472	392	864	58.0-273	19.0-170	15	10-21	9-161	29	49	0	35-35	0	0	1	54	301	
Opponents		421	339	760	54.0-184	19.0-111	7	6-20	16-190	27	42	1	44-44	0	0	0	62	323	

Date	Opponent	Punting								Field Goals			Kickoffs					
		no.	yds	avg	long	blkd	tb	fc	50+	i20	md-att	long	blkd	no.	yds	avg	tb	ob
Aug 30	at Wake Forest	7	273	39.0	49	0	0	6	0	1	0-0	0	0	6	356	59.3	3	0
Sep 07	STONY BROOK	2	86	43.0	51	0	0	0	1	0	2-2	37	0	11	600	54.5	7	0
Sep 21	at San Diego State	4	159	39.8	52	0	0	2	1	2	3-4	32	0	6	351	58.5	1	0
Sep 28	COLORADO STATE	7	220	31.4	44	1	1	3	0	4	2-2	48	0	7	405	57.9	4	0
Oct 05	at LSU	7	273	39.0	47	0	0	4	0	2	2-2	47	0	3	166	55.3	1	0
Oct 19	NEVADA	7	281	40.1	53	0	0	2	2	5	2-3	32	0	7	430	61.4	2	0
Oct 26	at Air Force	8	364	45.5	71	0	2	2	3	2	0-0	0	0	2	112	56.0	1	0
Nov 02	BYU	5	211	42.2	51	0	0	2	1	2	0-0	0	0	3	170	56.7	2	0
Nov 09	at Fresno State	2	86	43.0	44	0	0	0	0	0	3-3	39	0	7	453	64.7	2	0
Nov 16	WYOMING	5	223	44.6	51	0	0	1	1	1	4-5	47	0	7	439	62.7	6	0
Nov 23	BOISE STATE	6	215	35.8	42	0	0	1	0	1	0-0	0	0	4	234	58.5	3	0
Opponents		60	2391	39.8	71	1	3	23	9	20	18-21	48	0	63	3716	59.0	32	0
Opponents		60	2500	41.7	60	0	6	21	11	20	5-8	57	0	60	3484	58.1	24	1





OPPONENT STATISTICS

Date	Opponent	Rushing				Receiving				Passing				Kick Returns				Punt Returns				tot off
		no.	yds	td	lg	no.	yds	td	lg	cmp-att-int	yds	td	lg	no.	yds	td	lg	no.	yds	td	lg	
Aug 30	at Wake Forest	58	178	2	26	34	401	3	70	34-47-0	401	3	70	2	46	0	23	1	1	0	1	579
Sep 07	STONY BROOK	31	108	0	11	19	155	1	15	19-42-1	155	1	15	0	0	0	0	1	19	0	19	263
Sep 21	at San Diego State	46	91	0	14	20	281	2	49	20-37-1	281	2	49	5	88	0	22	2	13	0	13	372
Sep 28	COLORADO STATE	35	79	2	20	14	217	0	65	14-30-0	217	0	65	1	23	0	23	2	15	0	5	296
Oct 05	at LSU	51	248	1	21	28	353	5	39	28-39-1	353	5	39	1	38	0	38	1	10	0	10	601
Oct 19	NEVADA	35	113	1	20	17	213	0	33	17-38-2	213	0	33	5	109	0	23	0	0	0	0	326
Oct 26	at Air Force	78	448	4	40	2	24	0	16	2-6-0	24	0	16	1	21	0	21	0	0	0	0	472
Nov 02	BYU	42	221	4	28	23	418	2	77	23-33-1	418	2	77	0	0	0	0	2	-1	0	1	639
Nov 09	at Fresno State	36	156	5	40	16	263	0	45	16-20-0	263	0	45	5	93	0	26	1	12	0	12	419
Nov 16	WYOMING	43	158	2	25	20	185	0	31	20-36-3	185	0	31	1	38	0	38	4	49	0	22	343
Nov 23	BOISE STATE	46	297	3	36	16	187	3	30	16-29-0	187	3	30	0	0	0	0	1	74	1	74	484
Utah State		501	2097	24	40	209	2697	16	77	209-357-9	2697	16	77	21	456	0	38	15	192	1	74	4794
Utah State		380	1594	14	67	267	3139	16	80	267-430-16	3139	16	80	26	647	2	100	8	113	1	45	4733

Games: 11 • Avg/rush: 4.2 • Avg/catch: 12.9 • Pass effic: 131.75 • KR avg: 21.7 • PR avg: 12.8 • All purpose avg/game: 512.0 • Total offense avg/gm: 435.8

Date	Opponent	Tackles				Sacks		Fumble		Pass Defense			blkd		PAT Attempts			off	
		ua	a	total	tfl-yds	no-yds	ff	fr-yds	int-yds	qbh	brup	kick	kick	rush	rcv	saf	t/o	pts	
Aug 30	at Wake Forest	49	16	65	3.0-8	1.0-2	0	0-0	3-1	5	5	0	5-5	0	0	0	10	38	
Sep 07	STONY BROOK	44	48	92	6.0-14	1.0-5	1	1-0	0-0	1	4	0	1-1	0	0	0	7		
Sep 21	at San Diego State	39	30	69	6.0-11	0.0-0	0	0-0	0-0	0	6	0	2-2	0	0	0	17		
Sep 28	COLORADO STATE	43	52	95	2.0-6	1.0-4	1	2-16	2-44	5	4	1	3-3	0	0	10	24		
Oct 05	at LSU	31	14	45	10.0-27	2.0-8	0	0-0	3-5	1	2	0	6-6	0	0	14	42		
Oct 19	NEVADA	31	39	70	5.0-29	3.0-27	2	1-4	1-5	1	5	0	1-1	0	0	10			
Oct 26	at Air Force	15	16	31	3.0-13	2.0-11	0	0-0	0-0	2	2	0	4-4	0	0	0	31		
Nov 02	BYU	42	38	80	3.0-15	2.0-14	2	2-0	3-106	6	3	0	6-6	0	0	14	42		
Nov 09	at Fresno State	47	24	71	5.0-13	1.0-5	0	0-0	0-0	1	2	0	5-5	0	0	0	35		
Nov 16	WYOMING	39	34	73	3.0-14	2.0-12	1	0-0	2-10	3	3	0	3-3	0	0	7	21		
Nov 23	BOISE STATE	41	28	69	8.0-34	4.0-23	0	0-0	2-19	2	6	0	8-8	0	0	7	56		
Utah State		421	339	760	54.0-184	19.0-111	7	6-20	16-190	27	42	1	44-44	0	0	62	323		
Utah State		472	392	864	58.0-273	19.0-170	15	10-21	9-161	29	49	0	35-35	0	0	54	301		

Date	Opponent	Punting										Field Goals			Kickoffs			
		no.	yds	avg	long	blkd	tb	fc	50+	i20	md-att	long	blkd	no.	yds	avg	tb	ob
Aug 30	at Wake Forest	5	213	42.6	55	0	1	1	2	2	1-1	21	0	7	414	59.1	5	0
Sep 07	STONY BROOK	11	460	41.8	47	0	2	5	0	0	0-0	0	0	2	130	65.0	0	0
Sep 21	at San Diego State	4	157	39.2	50	0	0	1	1	1	1-1	22	0	4	244	61.0	1	0
Sep 28	COLORADO STATE	8	351	43.9	57	0	0	0	2	2	1-2	45	0	5	216	43.2	0	0
Oct 05	at LSU	2	91	45.5	55	0	1	1	1	1	0-1	0	0	7	455	65.0	6	0
Oct 19	NEVADA	10	404	40.4	60	0	1	3	3	2	1-2	23	0	4	230	57.5	1	0
Oct 26	at Air Force	2	85	42.5	53	0	0	0	1	2	1-1	57	0	5	289	57.8	4	0
Nov 02	BYU	3	123	41.0	47	0	0	2	0	2	0-0	0	0	7	362	51.7	1	1
Nov 09	at Fresno State	4	189	47.2	55	0	0	2	1	2	0-0	0	0	6	345	57.5	0	0
Nov 16	WYOMING	7	274	39.1	46	0	1	3	0	3	0-0	0	0	4	242	60.5	0	0
Nov 23	BOISE STATE	4	153	38.2	49	0	0	3	0	3	0-0	0	0	9	557	61.9	6	0
Utah State		60	2500	41.7	60	0	6	21	11	20	5-8	57	0	60	3484	58.1	24	1
Utah State		60	2391	39.8	71	1	3	23	9	20	18-21	48	0	63	3716	59.0	32	0



## GAME-BY-GAME STARTERS

OFFENSE	LT	LG	OC	RG	RT	RB/TE*	TE/WR*	WR/TE*	WR	WR	QB
at Wake Forest	Edwards	T. Shaw	Ali'ifua	K. Shaw	Koch	Bright	Repp	Terrell*	Scarver	Mariner	Love
Stony Brook	Hack	T. Shaw	Ali'ifua	K. Shaw	Koch	Bright	Terrell	Nathan	Scarver	Mariner	Love
at San Diego St.	Edwards	T. Shaw	Ali'ifua	K. Shaw	Koch	Bright	Terrell	Nathan	Scarver	Mariner	Love
Colorado St.	Edwards	T. Shaw	Ali'ifua	K. Shaw	Hack	Bright	Terrell	Nathan	Scarver	Mariner	Love
at LSU	Edwards	T. Shaw	Ali'ifua	K. Shaw	Hack	Repp*	Terrell	Nathan	Thompkins	Mariner	Love
Nevada	Edwards	T. Shaw	Ali'ifua	K. Shaw	Hack	Bright	Terrell	Nathan	Thompkins	Mariner	Love
at Air Force	Edwards	Avendano	Ali'ifua	K. Shaw	South	Bright	Terrell	Nathan	Thompkins	Mariner	Love
BYU	Edwards	Avendano	Ali'ifua	K. Shaw	Hack	Bright	Repp	Nathan	Thompkins	Mariner	Love
at Fresno St.	Edwards	Avendano	Ali'ifua	K. Shaw	Hack	Bright	Terrell	Nathan	Thompkins	Mariner	Love
Wyoming	Edwards	T. Shaw	Ali'ifua	K. Shaw	Hack	Repp*	Compton*	Nathan	Thompkins	Mariner	Love
Boise St.	Edwards	T. Shaw	Ali'ifua	K. Shaw	South	Bright	Repp	Nathan	Scarver	Mariner	Love
at New Mexico											

DEFENSE	DE	DT	DT	DE	LB	LB	CB	CB	CB/S*	S/LB*	S/NKL*
at Wake Forest	Te'i	Leilua	Anderson	Galeai	Woodward	Meitzenheimer	Williams	Jackson	Grayson	Lefeged	Bond
Stony Brook	Te'i	'Unga	Anderson	Galeai	Woodward	Meitzenheimer	Williams	Lampkin	Gilliam*	Lefeged	Bond
at San Diego St.	Te'i	'Unga	Anderson	Galeai	Woodward	Meitzenheimer	Williams	Haney	Gilliam*	Lefeged	Bond
Colorado St.	Te'i	Baker	Wildman	Galeai	Woodward	Meitzenheimer	Williams	Haney	Grayson	Lefeged	Bond
at LSU	Te'i	Baker	Wildman	Galeai	Woodward	Meitzenheimer	Williams	Haney	Grayson	Lefeged	Bond
Nevada	Te'i	'Unga	Anderson	Galeai	Woodward	Meitzenheimer	Williams	Haney	Grayson	Lefeged	Bond
at Air Force	Te'i	'Unga	Anderson	Galeai	Woodward	Meitzenheimer	Williams	Haney	Lampkin	Lefeged	Bond
BYU	Wildman	'Unga	Anderson	Galeai	Shelton	Meitzenheimer	Williams	Haney	Lefeged*	Te'i*	Bond
at Fresno St.	Baker	'Unga	Anderson	Baker	Vongphachanh	Meitzenheimer	Williams	Haney	Lefeged*	Te'i*	Bond
Wyoming	Te'i	'Unga	Anderson	Galeai	Munoz	Meitzenheimer	Williams	Haney	Grayson	Lefeged	Bond
Boise St.	Wildman	'Unga	Anderson	Galeai	Munoz	Meitzenheimer	Williams	Haney	Lefeged*	Te'i*	Bond
at New Mexico											

## GAME-BY-GAME STATISTICS

OFFENSE (att-yds-TD-LG)	Rushing	Passing (C-A-TD-YD-INT-LG)	Total Off.	FD	TO	Pen.	Punts	Time	Pts.
at Wake Forest	31-180-2-59	33-48-3-416-3-56	79-596-5-59	23	3	8-84	7-273	23:47	35
Stony Brook	42-325-4-59	35-45-3-392-0-45	87-717-7-59	35	0	9-80	2-86	29:02	62
at San Diego St.	27-82-1-12	30-47-0-293-0-48	74-375-1-48	23	0	3-30	4-159	23:05	23
Colorado St.	56-240-0-15	17-33-2-204-2-40	89-444-2-40	25	4	6-30	7-220	31:01	34
at LSU	22-19-0-8	16-31-0-140-3-35	53-159-0-35	10	3	3-25	7-273	18:57	6
Nevada	44-244-2-67	15-33-1-174-1-48	77-418-3-67	22	2	6-52	7-281	25:21	36
at Air Force	13-14-0-7	14-23-1-114-0-31	36-128-1-31	7	0	0-0	9-364	14:17	7
BYU	33-27-1-19	29-49-1-394-3-52	82-521-2-52	26	5	8-55	5-211	24:46	14
at Fresno St.	34-137-2-21	30-39-2-388-0-62	73-525-4-62	26	0	8-53	2-86	28:22	37
Wyoming	44-105-0-16	21-35-2-317-2-80	79-422-2-80	22	2	9-75	5-223	26:49	26
Boise St.	34-121-2-18	27-42-1-307-2-47	81-428-3-47	20	2	8-65	6-215	26:34	21
at New Mexico									

DEFENSE (att-yds-TD-LG)	Rushing	Passing (C-A-TD-YD-INT-LG)	Total Off.	FD	TO	Pen.	Punts	Time	Pts.
at Wake Forest	58-178-2-26	34-47-3-401-0-70	105-579-5-70	30	1	1-15	5-213	36:13	38
Stony Brook	31-108-0-11	19-42-1-155-1-15	73-263-1-15	16	1	10-88	11-460	30:59	7
at San Diego St.	46-91-0-14	20-37-2-281-1-49	83-281-2-49	25	1	7-61	4-157	36:55	17
Colorado St.	35-79-2-20	14-30-0-217-0-65	65-296-2-65	11	3	6-41	8-351	28:59	24
at LSU	51-248-1-21	27-38-5-353-1-39	90-601-6-39	32	2	5-41	2-91	41:03	42
Nevada	35-113-1-20	17-38-0-213-2-33	73-326-1-33	15	2	13-110	10-404	34:39	10
at Air Force	78-470-4-40	2-6-0-24-0-16	84-472-4-40	30	2	4-40	2-85	45:43	31
BYU	42-221-4-28	23-33-2-418-1-77	75-639-6-77	31	3	5-37	3-123	35:14	42
at Fresno St.	36-156-5-40	16-20-0-263-0-45	56-419-5-45	16	0	11-108	4-189	31:38	35
Wyoming	43-158-2-25	20-36-0-185-3-31	79-343-2-31	24	4	9-92	7-274	33:11	21
Boise St.	46-297-3-36	16-29-3-187-0-30	75-484-5-36	27	0	3-15	4-153	33:26	56
at New Mexico									

RUSHING (att-yds-TD-LG)	Bright	Burt	Colombi	Love	Nawahine	Peasley	Thompkins	Warren
at Wake Forest	9-37-1-11	0-0-0-0	0-0-0-0	3-2-0-3	0-0-0-0	0-0-0-0	0-0-0-0	19-141-1-59
Stony Brook	9-67-1-30	6-15-1-8	3-5-0-9	3-31-0-22	8-24-0-7	3-83-1-59	0-0-0-0	9-105-2-54
at San Diego St.	6-18-0-12	0-0-0-0	0-0-0-0	3-(-9)-0-0	0-0-0-0	0-0-0-0	0-0-0-0	17-74-1-12
Colorado St.	36-179-0-15	2-4-0-4	0-0-0-0	11-44-0-11	0-0-0-0	0-0-0-0	0-0-0-0	5-15-0-5
at LSU	8-18-0-8	4-8-0-5	0-0-0-0	2-(-8)-0-0	7-10-0-4	0-0-0-0	0-0-0-0	0-0-0-0
Nevada	15-126-2-67	4-33-0-21	1-(-1)-0-0	10-19-0-11	0-0-0-0	0-0-0-0	0-0-0-0	12-73-0-25
at Air Force	6-24-0-7	1-2-0-2	0-0-0-0	4-(-16)-0-0	0-0-0-0	0-0-0-0	0-0-0-0	2-4-0-2
BYU	12-66-1-19	5-14-0-4	0-0-0-0	11-17-0-9	1-19-0-19	0-0-0-0	2-9-0-9	2-2-0-3
at Fresno St.	14-79-1-21	0-0-0-0	0-0-0-0	6-30-0-17	0-0-0-0	0-0-0-0	1-0-0-0	12-30-1-9
Wyoming	17-56-0-12	0-0-0-0	4-3-0-9	9-33-0-10	0-0-0-0	0-0-0-0	1-1-0-1	10-38-0-16
Boise St.	10-44-1-14	4-13-0-6	5-25-1-18	6-(10)-0-4	0-0-0-0	0-0-0-0	1-10-0-10	8-39-0-13
at New Mexico								





**PASSING**

(c-a-i-yds-TD-LG)	Love	Colombi	Peasley
at Wake Forest	33-48-3-416-3-56	0-0-0-0-0-0	0-0-0-0-0-0
Stony Brook	25-34-0-294-1-45	8-9-0-93-2-30	2-2-0-5-0-5
at San Diego St.	30-47-293-0-0-48	0-0-0-0-0-0	0-0-0-0-0-0
Colorado St.	17-33-2-204-2-40	0-0-0-0-0-0	0-0-0-0-0-0
at LSU	15-30-3-130-0-35	1-1-0-10-10-10	0-0-0-0-0-0
Nevada	13-31-1-169-1-48	2-2-0-5-0-4	0-0-0-0-0-0
at Air Force	14-23-0-114-1-31	0-0-0-0-0-0	0-0-0-0-0-0
BYU	29-49-3-394-1-52	0-0-0-0-0-0	0-0-0-0-0-0
at Fresno St.	30-39-0-388-2-62	0-0-0-0-0-0	0-0-0-0-0-0
Wyoming	18-29-2-282-2-80	3-6-0-35-0-19	0-0-0-0-0-0
Boise St.	21-36-1-229-1-47	6-11-1-78-0-28	0-0-0-0-0-0
at New Mexico			

**RECEIVING**

(no-yds-TD-LG)	Bright	Compton	Mariner	Nathan	Repp	Scarver	Terrell	Thompkins	Warren	Wright
at Wake Forest	4-3-0-19	1-0-0-0	8-118-1-28	6-83-1-27	5-59-0-23	3-49-0-35	3-17-0-10	2-59-1-56	1-1-0-1	0-0-0-0
Stony Brook	3-3-0-6	2-35-0-18	5-73-1-29	3-33-0-26	5-58-0-28	2-15-0-11	1-6-0-61	5-77-1-45	2-27-0-25	2-30-1-30
at San Diego St.	1-(-3)-0-0	1-14-0-14	7-74-0-16	4-20-0-12	3-23-0-9	5-90-0-48	4-33-0-12	2-2-0-2	3-40-0-30	0-0-0-0
Colorado St.	2-19-0-19	0-0-0-0	2-40-0-34	2-2-0-4	3-60-1-40	3-14-0-6	1-5-0-5	3-55-1-37	1-9-0-9	0-0-0-0
at LSU	2-(-4)-0-1	0-0-0-0	2-45-0-35	4-51-0-35	1-(-2)-0-0	2-20-0-12	1-8-0-8	2-18-0-10	0-0-0-0	1-10-0-10
Nevada	2-15-0-13	2-5-0-4	2-53-0-48	1-8-0-8	1-13-1-13	2-23-0-18	0-0-0-0	4-46-0-15	1-8-0-8	0-0-0-0
at Air Force	1-2-0-2	0-0-0-0	3-38-1-27	1-11-0-11	0-0-0-0	1-8-0-8	0-0-0-0	6-26-0-10	1-31-0-31	0-0-0-0
BYU	4-54-0-34	2-10-0-6	5-86-1-32	7-133-0-52	3-41-0-15	3-35-0-13	1-3-0-3	2-10-0-9	0-0-0-0	0-0-0-0
at Fresno St.	3-27-0-11	1-5-0-5	11-103-2-16	4-68-0-36	5-75-0-28	0-0-0-0	0-0-0-0	4-79-0-62	2-31-0-26	0-0-0-0
Wyoming	3-44-1-35	3-38-0-21	4-123-1-80	4-24-0-11	2-32-0-28	1-5-0-5	0-0-0-0	4-51-0-18	0-0-0-0	0-0-0-0
Boise St.	2-6-0-7	1-11-0-11	4-66-0-37	7-46-0-25	5-47-1-14	0-0-0-0	0-0-0-0	2-62-0-47	1-2-0-2	3-46-0-28
at New Mexico										

Others: A. Carter (1-11-0-11); S. Carter (1-17-0-17 vs. BSU); Boman (2-7-0-5 vs. SBU); Burt (1-11-0-11 vs. SBU); 1-(-2)-0-0 at AFA; 1-9-0-9 vs. BYU; 1-4-0-4 vs. BSU); Lee (1-11-0-11 vs. SBU); Nawahine (1-[-6]-0-0 at LSU; 1-13-0-13 vs. BYU)

**FIELD GOALS (underlined are good)**

(made-att)	Eberle
at Wake Forest	NA
Stony Brook	<u>35</u> , <u>37</u>
at San Diego St.	<u>30</u> , <u>29</u> , <u>32</u> , <u>42</u>
Colorado St.	<u>42</u> , <u>48</u>
at LSU	<u>30</u> , <u>47</u>
Nevada	<u>29</u> , <u>32</u> , <u>47</u>
at Air Force	NA
BYU	NA
at Fresno St.	<u>25</u> , <u>39</u> , <u>30</u>
Wyoming	<u>47</u> , <u>44</u> , <u>26</u> , <u>50</u> , <u>23</u>
Boise St.	NA
at New Mexico	

**PUNTING**

Bartolic	(no.-avg.-LG)	50+	In 20	In 10
at Wake Forest	0-0.0-0	0	0	0
Stony Brook	1-51.0-51	1	0	0
at San Diego St.	0-0.0-0	0	0	0
Colorado St.	0-0.0-0	0	0	0
at LSU	0-0.0-0	0	0	0
Nevada	7-40.1-53	2	5	2
at Air Force	8-45.5-71	3	2	0
BYU	5-42.2-51	1	2	1
at Fresno St.	2-43.0-44	0	0	0
Wyoming	5-44.6-51	1	1	0
Boise St.	6-35.8-42	0	1	0
at New Mexico				

**PUNT RETURNS**

(no-yds-TD-LG)	Nathan	Thompkins
at Wake Forest	0-0-0-0	0-0-0-0
Stony Brook	2-27-0-21	1-45-1-45
at San Diego St.	0-0-0-0	0-0-0-0
Colorado St.	1-(-2)-0-0	0-0-0-0
at LSU	0-0-0-0	0-0-0-0
Nevada	1-20-0-20	0-0-0-0
at Air Force	0-0-0-0	0-0-0-0
BYU	1-0-0-0	0-0-0-0
at Fresno St.	1-8-0-8	0-0-0-0
Wyoming	1-15-0-15	0-0-0-0
Boise St.	0-0-0-0	0-0-0-0
at New Mexico		

Callister	(no.-avg.-LG)	50+	In 20	In 10
at Wake Forest	0-0.0-0	0	0	0
Stony Brook	1-35.0-35	0	0	0
at San Diego St.	4-39.8-52	1	2	0
Colorado St.	6-36.7-44	0	4	1
at LSU	7-39.0-47	0	2	1
Nevada	0-0.0-0	0	0	0
at Air Force	0-0.0-0	0	0	0
BYU	0-0.0-0	0	0	0
at Fresno St.	0-0.0-0	0	0	0
Wyoming	0-0.0-0	0	0	0
Boise St.	0-0.0-0	0	0	0
at New Mexico				

**KICKOFF RETURNS**

(no-yds-TD-LG)	Bright	Lee	Scarver
at Wake Forest	0-0-0-0	0-0-0-0	1-18-0-18
Stony Brook	0-0-0-0	0-0-0-0	2-65-0-44
at San Diego St.	2-35-0-21	0-0-0-0	1-24-0-24
Colorado St.	0-0-0-0	0-0-0-0	1-100-1-100
at LSU	0-0-0-0	0-0-0-0	1-21-0-21
Nevada	0-0-0-0	0-0-0-0	2-119-1-100
at Air Force	0-0-0-0	1-6-0-6	0-0-0-0
BYU	0-0-0-0	1-13-0-13	2-36-0-24
at Fresno St.	0-0-0-0	0-0-0-0	5-91-0-25
Wyoming	1-14-0-14	0-0-0-0	3-62-0-22
Boise St.	0-0-0-0	0-0-0-0	1-21-0-21
at New Mexico			

Dalton	(no.-avg.-LG)	50+	In 20	In 10
at Wake Forest	7-39.0-49	0	1	0
Stony Brook	0-0.0-0	0	0	0
at San Diego St.	0-0.0-0	0	0	0
Colorado St.	0-0.0-0	0	0	0
at LSU	0-0.0-0	0	0	0
Nevada	0-0.0-0	0	0	0
at Air Force	0-0.0-0	0	0	0
BYU	0-0.0-0	0	0	0
at Fresno St.	0-0.0-0	0	0	0
Wyoming	0-0.0-0	0	0	0
Boise St.	0-0.0-0	0	0	0
at New Mexico				

Others: Thompkins (1-22-0-22 vs. BSU)



**DEFENSIVE TACKLES (S-A-Total)**

<b>Defensive Line</b>	<b>Andersen</b>	<b>Anderson</b>	<b>Baker</b>	<b>Fata</b>	<b>Galeai</b>	<b>Heninger</b>	<b>Motu'apuaka</b>	<b>Te'i</b>	<b>'Unga</b>	<b>Vongphachanh</b>	<b>Wildman</b>
at Wake Forest	0-0-0	3-1-4	0-2-2	0-2-2	2-3-5	2-2-4	1-1-2	4-4-8	1-1-2	0-0-0	5-1-6
Stony Brook	0-2-2	1-2-3	0-1-1	1-0-1	0-0-0	1-2-3	1-2-3	0-2-2	0-1-1	1-1-2	1-2-3
at San Diego St.	0-0-0	1-0-1	1-0-1	1-0-1	4-0-4	1-0-1	0-0-0	4-1-5	2-1-3	0-0-0	2-0-2
Colorado St.	0-2-2	2-2-4	0-3-3	0-0-0	4-2-6	0-0-0	0-1-1	1-6-7	0-3-3	0-0-0	0-2-2
at LSU	1-1-2	0-2-2	0-0-0	0-0-0	4-1-5	2-1-3	0-0-0	0-1-1	2-0-2	2-3-5	4-0-4
Nevada	0-0-0	2-1-3	1-1-2	0-1-1	2-4-6	2-2-4	0-0-0	1-0-1	1-2-3	0-0-0	1-0-1
at Air Force	0-0-0	2-0-2	2-1-3	0-1-1	4-1-5	2-0-2	1-0-1	4-0-4	2-4-6	2-3-5	0-3-3
BYU	0-1-1	1-5-6	1-0-1	0-1-1	1-1-2	3-1-4	0-1-1	1-3-4	2-3-5	0-0-0	1-2-3
at Fresno St.	0-1-1	0-0-0	0-1-1	0-0-0	0-0-0	1-0-1	0-0-0	0-4-4	5-0-5	2-3-5	1-2-3
Wyoming	0-0-0	1-1-2	1-0-1	0-0-0	4-1-5	0-1-1	1-0-1	0-4-4	1-3-4	0-0-0	1-2-3
Boise St.	0-4-4	1-3-4	0-0-0	0-0-0	0-5-5	1-1-2	0-3-3	2-0-2	2-5-7	0-0-0	1-6-7

at New Mexico

**Others:** Bannerman (1-0-1 at LSU; 0-1-1 vs. NEV; 0-1-1 at AFA; 0-2-2 at FS); Harris (0-1-1 vs. SBU); Leilua (1-2-3 at WFU); Pitcher (1-1-2 vs. SBU; 0-1-1 vs. BSU)

**Linebackers**

	<b>Magalei</b>	<b>Meitzenheimer</b>	<b>Munoz</b>	<b>Shelton</b>	<b>Woodward</b>
at Wake Forest	0-0-0	7-2-9	0-0-0	0-0-0	18-6-24
Stony Brook	0-0-0	1-2-3	0-0-0	0-3-3	2-2-4
at San Diego St.	0-0-0	4-5-9	0-0-0	0-0-0	7-6-13
Colorado St.	0-0-0	0-2-2	0-0-0	0-0-0	5-9-14
at LSU	1-0-1	12-1-13	0-0-0	0-0-0	11-5-16
Nevada	0-0-0	2-2-4	0-0-0	2-1-3	6-5-11
at Air Force	0-0-0	4-3-7	0-0-0	0-0-0	4-7-11
BYU	0-0-0	0-6-6	0-0-0	3-4-7	0-0-0
at Fresno St.	0-0-0	4-0-4	3-0-3	0-0-0	0-0-0
Wyoming	0-0-0	5-7-12	7-6-13	0-0-0	0-0-0
Boise St.	0-0-0	2-7-9	3-4-7	0-0-0	0-0-0

at New Mexico

**Secondary**

	<b>Adams</b>	<b>Bond</b>	<b>Gilliam</b>	<b>Grayson</b>	<b>Green</b>	<b>Haney</b>	<b>Jackson</b>	<b>Lampkin</b>	<b>Lefeged</b>	<b>Lockett</b>	<b>Tatum</b>	<b>Williams</b>
at Wake Forest	1-0-1	5-3-8	0-1-1	1-0-1	1-0-1	0-0-0	1-3-4	2-0-2	5-5-10	0-0-0	0-0-0	6-0-6
Stony Brook	0-0-0	3-1-4	3-3-6	1-1-2	0-0-0	0-0-0	0-0-0	2-0-2	1-2-3	0-1-1	2-0-2	4-0-4
at San Diego St.	0-0-0	6-2-8	2-2-4	2-0-2	0-0-0	0-0-0	0-0-0	0-0-0	1-2-3	1-0-1	0-0-0	11-1-12
Colorado St.	0-0-0	0-4-4	0-0-0	0-2-2	0-0-0	0-0-0	0-0-0	0-0-0	4-7-11	1-0-1	0-0-0	2-2-4
at LSU	0-0-0	3-2-5	0-1-1	2-4-6	0-0-0	2-0-2	0-0-0	1-0-1	5-5-10	0-0-0	0-0-0	3-3-6
Nevada	1-1-2	2-1-3	0-0-0	8-1-9	0-0-0	1-1-2	0-0-0	1-0-1	2-0-2	0-0-0	0-0-0	2-1-3
at Air Force	1-0-1	6-6-12	0-0-0	3-2-5	0-0-0	1-1-2	0-0-0	0-0-0	5-3-8	0-0-0	1-0-1	6-8-14
BYU	0-0-0	2-4-6	0-0-0	2-2-4	0-0-0	4-0-4	0-0-0	0-1-1	4-5-9	0-0-0	0-0-0	5-1-6
at Fresno St.	0-0-0	5-1-6	1-1-2	2-0-2	0-0-0	4-0-4	0-0-0	1-0-1	5-2-7	0-0-0	0-0-0	3-1-4
Wyoming	1-1-2	2-3-5	0-0-0	1-0-1	0-1-1	2-1-3	0-0-0	0-0-0	5-7-12	0-0-0	0-0-0	5-2-7
Boise St.	1-0-1	4-1-5	1-0-1	2-1-3	0-0-0	1-1-2	0-0-0	1-0-1	2-6-8	0-0-0	0-0-0	3-0-3

at New Mexico

**Others:** Anyanwu (1-0-1 at SDSU)

**DEFENSIVE SPECIAL PLAYS**

<b>Opponent</b>	<b>Sacks</b>	<b>Int.</b>	<b>FF</b>	<b>FR</b>	<b>PBU</b>	<b>QBH</b>
at Wake Forest	Heninger (1.0), 'Unga (1.0), Woodward (1.0)	None	Woodward (2)	Te'i	Bond (2), Grayson (1), Jackson (1), Lampkin (1)	Bond, Leilua
Stony Brook	None	Grayson	Gilliam	None	Williams (3), Lefeged (1), Meitzenheimer (1), Tatum (1), Baker (1), Bannerman (1)	Galeai (2) Heninger (1), Te'i (1), Anderson (1), Shelton (1), Baker (1), Lefeged (1), 'Unga (1)
at San Diego St.	Te'i (1.0), Galeai (1.0), Wildman (1.0), Heninger (1.0)	Bond*	None	None	Haney (3), Bond (1), 'Unga (1)	Anderson
Colorado State	Haney (1.0), Lefeged (1.0)	None	Woodward (2), Haney (1)	Woodward*, Baker, Galeai	Haney (3), Lefeged (1), Williams (1), Baker (1), Grayson (1)	Galeai (4), Wildman (1)
at LSU	Wildman (1.0), Woodward (1.0)	Haney	Lefeged, Meitzenheimer	Lefeged	Haney, Heninger	Heninger (2)
Nevada	Galeai (1.0), Grayson (1.0), Anderson (1.0)	Bond, Meitz.	Grayson (2)	None	Grayson (3), Woodward (2), Bond (1), Williams (1), Lefeged (1), Tatum (1)	Baker
at Air Force	Heninger (1.0)	None	Anderson, Haney, Heninger	Heninger, Williams	None	None
BYU	None	Lampkin	Bond	Burt, Te'i	Haney, Te'i, Williams	Heninger, Motu'apuaka
at Fresno St.	Andersen (0.5), Te'i (0.5)	None	None	None	Bond, Te'i	None
Wyoming	Galeai (1.0), Meitz. (1.0)	Munoz (2), Bond (1)	Lefeged	Lefeged	Lefeged, Haney, Grayson, Heninger	Munoz, Galeai, 'Unga, Andersen
Boise State	'Unga (1.0)	None	None	None	Haney (2), Pitcher (1)	Munoz, Bond, Heninger

\* = TD







**UTAH STATE SCORING DRIVES**

Opp.	Qtr	Pl-Yds	Time	Score
WF	1	8-75	2:31	Bright 7-yd run
WF	2	5-90	1:16	Nathan 27-yd pass
WF	2	7-80	1:42	Mariner 17-yd pass
WF	3	2-73	0:33	Thompkins 56-yd pass
WF	4	7-75	1:58	Warren 4-yd run
SBU	1	10-54	2:04	Eberle 35-yd FG
SBU	1	--	--	Thompkins 45-yd PR
SBU	1	10-76	2:44	Mariner 29-yd pass
SBU	2	11-59	2:45	Eberle 37-yd FG
SBU	2	9-98	2:50	Warren 28-yd run
SBU	2	6-80	1:36	Bright 2-yd run
SBU	3	2-79	0:28	Warren 54-yd run
SBU	3	10-80	4:30	Wright 30-yd pass
SBU	4	2-58	0:31	Peasley 59-yd run
SBU	4	7-63	1:58	Thompkins 10-yd pass
SDSU	2	15-75	4:17	Eberle 30-yd FG
SDSU	2	8-38	2:01	Eberle 29-yd FG
SDSU	2	7-80	0:39	Warren 11-yd run
SDSU	3	13-57	4:00	Eberle 32-yd FG
CSU	2	6-72	1:24	Thompkins 37-yd pass
CSU	2	9-49	3:22	Eberle 42-yd FG
CSU	2	10-82	3:26	Repp 40-yd pass
CSU	3	6-22	1:59	Eberle 38-yd FG
LSU	1	4-(-6)	0:58	Eberle 30-yd FG
LSU	1	5-35	0:52	Eberle 47-yd FG
NEV	2	6-23	1:43	Eberle 29-yd FG
NEV	2	7-39	1:50	Repp 13-yd pass
NEV	2	8-57	1:39	Eberle 32-yd FG
NEV	4	3-80	0:38	Bright 67-yd run
NEV	4	2-57	0:23	Bright 9-yd run
AFA	3	9-75	3:11	Mariner 27-yd pass
BYU	1	7-86	2:17	Mariner 26-yd pass
BYU	2	11-86	1:52	Bright 1-yd run
FS	1	7-71	3:07	Bright 21-yd run
FS	2	8-76	3:16	Mariner 15-yd pass
FS	2	9-86	1:51	Mariner 8-yd pass
FS	3	8-60	3:51	Warren 6-yd run
FS	3	7-79	2:31	Eberle 25-yd FG
FS	4	9-54	1:40	Eberle 39-yd FG
FS	4	8-41	3:05	Eberle 30-yd FG
WYO	2	2-84	0:29	Mariner 80-yd pass
WYO	2	7-77	1:28	Bright 35-yd pass
WYO	2	8-43	3:28	Eberle 47-yd FG
WYO	2	7-30	1:06	Eberle 44-yd FG
WYO	2	4-5	0:54	Eberle 26-yd FG
WYO	2	4-(-4)	1:37	Eberle 23-yd FG
BSU	1	11-86	3:10	Repp 7-yd pass
BSU	3	13-75	4:06	Bright 6-yd run
BSU	4	13-84	4:58	Colombi 2-yd run

**Non-Offensive Scores**

Opp.	Qtr	Score
SDSU	1	Bond 48-yd interception return
CSU	1	Scarver 100-yd kickoff return
CSU	4	Woodward 8-yd fumble return
NEV	1	Scarver 100-yd kickoff return
NEV	1	Te'i safety

**OPPONENT SCORING DRIVES**

Opp.	Qtr	Pl-Yds	Time	Score
WF	1	8-75	3:06	22-yd pass
WF	1	10-77	3:10	21-yd FG
WF	2	7-44	2:13	9-yd pass
WF	3	14-65	4:26	1-yd run
WF	3	1-12	0:06	12-yd run
WF	4	6-89	1:11	2-yd pass
SBU	3	14-75	6:09	3-yd pass
SDSU	1	16-70	7:11	22-yd FG
SDSU	4	13-79	6:11	25-yd pass
SDSU	4	8-91	3:03	49-yd pass
CSU	1	6-18	2:03	2-yd run
CSU	2	8-80	3:16	1-yd run
CSU	3	4-3	1:01	45-yd FG
LSU	1	12-75	4:19	7-yd pass
LSU	2	6-74	2:42	1-yd run
LSU	2	13-99	6:42	25-yd pass
LSU	3	11-53	4:15	4-yd pass
LSU	3	4-63	1:29	39-yd pass
LSU	4	7-44	3:40	8-yd pass
NEV	1	10-75	5:10	23-yd FG
NEV	4	12-75	5:15	20-yd run
AFA	2	10-85	5:03	1-yd run
AFA	2	8-57	4:00	1-yd run
AFA	2	12-50	5:01	57-yd FG
AFA	3	8-41	3:53	9-yd run
AFA	4	11-66	6:21	1-yd run
BYU	1	11-93	4:36	6-yd run
BYU	2	1-16	0:06	16-yd run
BYU	2	7-71	3:30	7-yd run
BYU	3	7-75	3:13	11-yd pass
BYU	3	7-68	2:53	1-yd pass
BYU	4	10-99	5:00	6-yd run
FS	1	12-82	6:37	10-yd run
FS	2	10-67	5:42	2-yd run
FS	3	7-83	3:00	1-yd run
FS	3	5-75	2:12	6-yd run
FS	4	4-43	2:21	10-yd run
WYO	2	5-61	1:51	11-yd run
WYO	4	9-75	4:19	5-yd run
BSU	1	4-75	1:39	30-yd pass
BSU	1	5-61	2:28	5-yd run
BSU	2	7-51	3:10	1-yd run
BSU	2	10-84	4:06	1-yd run
BSU	2	14-75	4:02	14-yd pass
BSU	3	12-83	6:17	15-yd pass

**Opponent Non-Offensive Scores**

Opp.	Qtr	Score
CSU	2	44-yd interception return
WYO	2	10-yd interception return
BSU	1	15-yd interception return
BSU	3	74-yd punt return

**AVERAGE FIELD POSITION**

	Utah State	Opponent
WF	Own 24	Own 30
SB	Own 24	Own 26
SDSU	Own 32	Own 22
CSU	Own 35	Own 30
LSU	Own 28	Own 28
NEV	Own 38	Own 26
AFA	Own 22	Own 29
BYU	Own 25	Own 30
FS	Own 25	Own 24
WYO	Own 32	Own 29
BSU	Own 22	Own 26
UNM		

**USU Drive Start Position/Result**

(-20 = inside or at own 20-yard line;  
50+=drives started on other side of 50 - in opponent territory)

	-20	TD	FG	50+	TD	FG
WF	6	2	0	1	0	0
SB	4	2	0	1	1	0
SDSU	3	1	1	3	1	1
CSU	2	1	0	3	2	0
LSU	3	0	0	1	0	1
NEV	4	1	0	4	3	0
AFA	2	0	0	0	0	0
BYU	7	2	0	2	0	0
FS	4	1	1	0	0	0
WYO	6	1	0	2	0	2
BSU	3	2	0	0	0	0
UNM						

**Opp. Start Position/Result**

(-20 = inside or at own 20-yard line;  
50+=drives started on other side of 50 - in opponent territory)

	-20	TD	FG	50+	TD	FG
WF	4	1	1	2	2	0
SB	1	0	0	1	0	0
SDSU	4	1	0	0	0	0
CSU	6	1	0	5	2	1
LSU	4	1	0	1	1	0
NEV	6	0	1	2	0	0
AFA	4	1	1	1	1	0
BYU	4	2	0	2	1	0
FS	5	2	0	1	1	0
WYO	2	0	0	2	1	0
BSU	3	2	0	2	2	0
UNM						

**DRIVE CHARTS**

	Drives	Scores	TD	FG	Punt	TO	Downs	Half	Safety	Scoring Pct.
Utah State	152	53	35	18	60	21	5	9	0	34.8%
Opponent	154	49	44	5	59	19	11	10	1	31.8%



**2019 CAPTAINS**

NO	NAME	YR	POS
1	Gerold Bright	SR	RB
9	David Woodward	JR	LB
10	Tipa Galeai	SR	DE
10	Jordan Love	JR	QB
62	Dominik Eberle	SR	PK

**2019 LEADERSHIP COMMITTEE**

NO	NAME	YR	POS
3	Henry Colombi	SO	QB
6	Andrew Peasley	FR	QB
7	DJ Williams	SR	CB
16	Jordan Nathan	JR	WR
17	Taylor Compton	JR	WR
21	Andre Grayson	SO	CB
44	Fua Leilua	SR	DT
51	Justus Te'i	JR	DE
72	Alfred Edwards	SO	OL
77	Andy Koch	FR	OL
91	Devon Andersen	SR	DT
93	Jacoby Wildman	GR	DE
96	Christopher 'Unga	SR	DT

**MW POW NOMINEES**

	Offense	Defense	Special
WF	Love	Woodward	Dalton
SB	Warren	Gilliam	Thompkins
SDSU	Warren	Bond	<u>Eberle</u>
CSU	Bright	<u>Woodward</u>	<u>Scarver</u>
LSU	Nathan	Meitzenheimer	Eberle
NEV	Bright	Grayson	Scarver
AFA	Mariner	Williams	Bartolic
BYU	Nathan	Lefeged	Eberle
FS	Love	Lefeged	<u>Eberle</u>
WYO	Mariner	<u>Munoz</u>	<u>Eberle</u>
BSU	Repp	'Unga	Bartolic
UNM			

Underline = 2019 winner

**RED ZONE**

	Utah State			Opponent		
	#	TD	FG	#	TD	FG
WF	5	3	0	7	4	1
SB	5	2	2	1	1	0
SDSU	5	1	3	3	1	1
CSU	3	0	1	2	2	0
LSU	1	0	1	4	4	0
NEV	5	2	2	2	1	1
AFA	0	0	0	4	4	0
BYU	3	1	0	9	6	0
FS	6	3	2	5	5	0
WYO	3	0	2	4	2	0
BSU	5	3	0	5	5	0
UNM						

USU - 41 Poss., 28 Scores (68.0%)

Opp - 46 Poss., 38 Scores (83.0%)

**POINTS OFF TURNOVERS**

	Utah State			Opponent		
	#	TD	FG	#	TD	FG
WF	1	0	0	3	1	1
SB	1	1	0	1	0	0
SDSU	1	1	0	0	0	0
CSU	3	1	1	4	1	1
LSU	2	0	1	3	2	0
NEV	2	2	0	2	0	0
AFA	2	0	0	0	0	0
BYU	3	1	0	5	2	0
FS	0	0	0	0	0	0
WYO	4	0	2	2	1	0
BSU	0	0	0	2	1	0
UNM						

USU - 19 TO, 10 Scores (52.6%)

Opp. - 22 TOs, 10 Scores (45.4%)

**SCORE BY QUARTERS**

	Utah State	Opponent
WF	7-14-7-7=35	10-7-14-7=38
SB	17-17-14-14=62	0-0-7-0=7
SDSU	7-13-3-0=23	3-0-0-14=17
CSU	7-17-3-7=34	7-14-3-0=24
LSU	6-0-0-0=6	7-14-14-7=42
NEV	9-13-0-14=36	3-0-0-7=10
AFA	0-0-7-0=7	0-17-7-7=31
BYU	7-7-0-0=14	7-14-14-7=42
FS	7-14-10-6=37	7-7-14-7=35
WYO	0-20-3-3=26	0-14-0-7=21
BSU	7-0-7-7=21	21-21-14-0=56
UNM		

USU - 74-115-54-58=301

Opp. - 65-108-87-63=323

**EXPLOSIVES**

(20-Plus Yard Plays)

	Utah State			Opponent		
	Run	Pass	TD	Run	Pass	TD
WF	2	8	2	2	3	1
SB	6	6	5	0	0	0
SDSU	0	2	0	0	6	2
CSU	0	3	2	1	2	0
LSU	0	2	0	1	5	2
NEV	2	1	1	1	5	1
AFA	0	2	1	3	0	0
BYU	0	6	1	1	9	0
FS	2	5	1	1	4	0
WYO	0	5	2	1	1	0
BSU	0	4	0	4	1	1
UNM						
<b>Totals</b>	<b>12</b>	<b>44</b>	<b>15</b>	<b>15</b>	<b>36</b>	<b>7</b>

**INDIVIDUAL EXPLOSIVES**

(20-Plus Yard Plays)

(Touchdowns Underlined)

**Rushing (12)**

Warren (5): 59, 43, 28, 54, 25  
 Bright (4): 30, 67, 21, 20  
 Peasley (2): 59, 21  
 Love (1): 22

**Receiving (44)**

Mariner (12): 28, 24, 29, 34, 35, 48, 27, 26, 32, 80, 23, 37  
 Nathan (10): 27, 25, 26, 35, 22, 23, 52, 36, 21, 25  
 Repp (6): 20, 23, 28, 40, 28, 28  
 Thompkins (5): 56, 45, 37, 62, 47  
 Warren (4): 25, 30, 31, 26  
 Bright (2): 34, 35  
 Scarver (2): 35, 48  
 Wright (2): 30, 28  
 Compton (1): 21



**UTAH STATE...****OFFENSE**

- **200 Yards Rushing** - 244 VS. NEVADA, 2019
- **300 Yards Rushing** - 325 VS. STONY BROOK, 2019
- **400 Yards Rushing** - 426 at Hawai'i, 2018
- **300 Yards Passing** - 307 VS. BOISE STATE, 2019
- **400 Yards Passing** - 416 AT WAKE FOREST, 2019
- **500 Yards Passing** - 516 vs. New Mexico, 2018
- **500 Yards Total Offense** - 525 AT FRESNO STATE, 2019
- **More Than 600 Yards Total Offense** - 717 VS. STONY BROOK, 2019
- **40 Points** - 45 at BYU, 2018
- **50 Points** - 52 vs. North Texas, 2018
- **60 Points** - 62 VS. STONY BROOK, 2019
- **70 Points** - 73 vs. Tennessee Tech, 2018
- **Safety By USU** - VS. NEVADA, 2019

**OPPONENT...****DEFENSE**

- **200 Yards Rushing** - 297 VS. BOISE STATE, 2019
- **300 Yards Rushing** - 323 vs. Air Force, 2018
- **400 Yards Rushing** - 448 AT AIR FORCE, 2019
- **300 Yards Passing** - 353 AT LSU, 2019
- **400 Yards Passing** - 401 AT WAKE FOREST, 2019
- **500 Yards Passing** - 505 at Texas Tech, 2000
- **500 Yards Total Offense** - 579 AT WAKE FOREST, 2019
- **More Than 600 Yards Total Offense** - 601 AT LSU, 2019
- **40 Points** - 42 AT LSU, 2019
- **50 Points** - 56 VS. BOISE STATE, 2019
- **60 Points** - 66 at Oregon, 2008
- **70 Points** - 70 at Fresno State, 2001
- **Safety Against USU** - vs. New Mexico, 2018

**UTAH STATE INDIVIDUAL**

- **100 Yards Rushing** - 15-126, GEROLD BRIGHT VS. NEVADA, 2019
- **200 Yards Rushing** - 18-208, 3 TD, Devante Mays vs. Weber State, 2016
- **100 Yards Rushing by a Quarterback** - 16-191, 1 TD, Kent Myers vs. Colorado State, 2015
- **Two Players with 100 Yards Rushing** - Darwin Thompson (13-141, 3TD) and Gerold Bright (16-121, 3TD) at Hawai'i, 2018
- **300 Yards Passing** - 388 (30-39-0, 2 TD), JORDAN LOVE AT FRESNO STATE, 2019
- **400 Yards Passing** - 416 (33-48-3, 3 TD), JORDAN LOVE AT WAKE FOREST, 2019
- **Three TD Passes** - JORDAN LOVE AT WAKE FOREST, 2019
- **Four TD Passes** - Jordan Love vs. North Texas, 2018
- **Five or More TD Passes** - 5, Jordan Love vs. SJSU, 2018
- **Two Players with 100 Yards Passing** - Chuckie Keeton (14-for-25, 114) and Kent Myers (14-for-20, 123) vs. Akron, 2015
- **100 Yards Receiving** - 4-123, TD, SIAOSI MARINER VS. WYOMING, 2019
- **200 Yards Receiving** - 11-221, Kevin Curtis at South Florida, 2001
- **Two Players with 100 Yards Receiving** - 6-151, TD, Jalen Greene vs. North Texas, 2018; 2-109, 2 TD, Aaren Vaughns vs. North Texas, 2018
- **100 Yards Receiving by a Running Back** - 4-115, 2 TD, Darwin Thompson vs. SJSU, 2018
- **100 Yards Rushing and Receiving** - 140 rush, 155 rec., Darwin Thompson vs. SJSU, 2018
- **200 Yards All-Purpose** - 255, Darwin Thompson vs. SJSU, 2018
- **More Than Two Rushing TDs In One Game** - 3, Darwin Thompson AND Gerold Bright at Hawai'i, 2018
- **More Than Three Rushing TDs In One Game** - 4, Robert Turbin vs. Colorado State, 2011
- **More Than One Receiving TD In One Game** - 2, Ron'quavion Tarver vs. UNLV, 2018
- **More Than Three Combined TDs In One Game** - 4, Joey DeMartino (3 rush, 1 rec), at New Mexico, 2013
- **TD Pass By A Non-QB** - 29, Aaren Vaughns (WR), VS. Wyoming, 2017
- **80-Yard Run For A Touchdown** - 80, Justen Hervey vs. Weber State, 2016
- **80-Yard Pass For A Touchdown** - 80, SIAOSI MARINER FROM JORDAN LOVE VS. WYOMING, 2019
- **50-Yard Field Goal** - 51 (3), Dominik Eberle vs. New Mexico State, 2018
- **Four or More Field Goals** - 4, DOMINIK EBERLE VS. WYOMING, 2019
- **Kickoff Return For A Touchdown** - 100, SAVON SCARVER VS. NEVADA, 2019
- **Punt Return For A Touchdown** - 45, DEVEN THOMPSON VS. STONY BROOK, 2019
- **20 or More Tackles** - 24, DAVID WOODWARD AT WAKE FOREST, 2019
- **Interception Return For A Touchdown** - 48, SHAQ BOND AT SAN DIEGO STATE, 2019
- **Fumble Return For A Touchdown** - 8, DAVID WOODWARD VS. COLORADO STATE, 2019
- **Kick Blocked For A Touchdown** - (PUNT) Deven Thompkins (BLOCK), Baron Gajkowski (TOUCHDOWN) vs. UNLV, 2018
- **Blocked Extra Point For A Conversion** - (BLOCK) David Moala, (RETURN) Torrey Green vs. Southern Utah, 2015
- **Two-Point Conversion** - (PASS) Darell Garretson to JoJo Natson vs. Northern Illinois, 2013

**OPPONENT INDIVIDUAL**

- **100 Yards Rushing** - 16-178, 2 TD, GEORGE HOLANI (VS. BOISE STATE), 2019
- **200 Yards Rushing** - 37-200, Alex Mattison (at Boise State), 2018
- **Two Players With 100 Yards Rushing** - 25-138, TD, Nico Evans; 19-100, Sean Chambers (at Wyoming), 2018
- **300 Yards Passing** - 27-38-1, 344, 5 TD, JOE BURROW (AT LSU), 2019
- **400 Yards Passing** - 34-47-0, 401, 3 TD, Jamie Newman(AT WAKE FOREST), 2019
- **100 Yards Receiving** - 4-129, LOPINI KATOA (VS. BYU), 2019
- **200 Yards Receiving** - 7-209, 2 TD, Tre Walker (vs. SJSU), 2018
- **Two Players With 100 Yards Receiving** - Mitch Mathews 8-117, TD; Jordan Leslie 4-135 (BYU), 2014
- **Three Players With 100 Yards Receiving** - C.J.Hawthorne, 9-116 TD; J.Rivers 7-130 TD; and R.Grice-Mullen, 5-113 (Hawai'i), 2007
- **80-Yard Run For A Touchdown** - 92, Demarco Murray (Oklahoma), 2007
- **80-Yard Pass For A Touchdown** - 86, Lamar Jordan to Delane Hart-Johnson (New Mexico), 2015
- **50-Yard Field Goal** - 57, JAKE KOEHNKE (AT AIR FORCE), 2019
- **Kickoff Return For A Touchdown** - 100, Jason Huntley (vs. New Mexico State), 2017
- **Punt Return For A Touchdown** - 74, AVERY WILLIAMS (VS. BOISE STATE), 2019
- **Interception Return For A Touchdown** - 15, JALEN WALKER (VS. BOISE STATE), 2019
- **Fumble Return For A Touchdown** - 52, Michael Shelton (at BYU), 2016



**/// UTAH STATE'S 2019 OPPONENTS SCHEDULES/RESULTS ///**
**WAKE FOREST (8-3, 4-3 ACC)**

A 30	UTAH STATE	W 38-35
S 6	at Rice	W 41-21
S 13	NORTH CAROLINA	W 24-18
S 21	ELON	W 49-7
S 28	at Boston College*	W 27-24
O 12	LOUISVILLE*	L 59-62
O 19	FLORIDA STATE*	W 22-20
N 2	NC STATE*	W 44-10
N 9	at Virginia Tech*	L 17-36
N 16	at #3 Clemson*	L 3-52
N 23	DUKE*	W 39-27
N 30	at Syracuse*	10:30 am

**STONY BROOK (5-7, 2-6 CAA)**

A 29	BRYANT	W 35-10
S 7	at Utah State	L 7-62
S 14	WAGNER	W 26-10
S 21	FORDHAM	W 45-10
S 28	at Rhode Island*	W 31-27
O 5	JAMES MADISON*	L 38-45 OT
O 12	NEW HAMPSHIRE*	L 14-20
O 26	at Villanova*	W 36-35
N 2	at Richmond	L 10-30
N 9	TOWSON*	L 14-31
N 16	at Delaware*	L 10-17
N 23	at Albany*	L 26-31

**SAN DIEGO STATE (8-3, 5-3 MW)**

A 31	WEBER STATE	W 6-0
S 7	at UCLA	W 23-14
S 14	at New Mexico State	W 31-10
S 21	UTAH STATE*	L 17-23
O 5	at Colorado State*	W 24-10
O 12	WYOMING*	W 26-22
O 19	at San José State*	W 27-17
O 26	at UNLV*	W 20-17
N 9	NEVADA*	L 13-17
N 15	FRESNO STATE*	W 17-7
N 23	at Hawai'i*	L 11-14
N 30	BYU	7 pm

**COLORADO STATE (4-7, 3-4 MW)**

A 30	vs. Colorado	L 31-52
S 7	WESTERN ILLINOIS	W 38-13
S 14	at Arkansas	L 34-55
S 21	TOLEDO	L 35-41
S 28	at Utah State*	L 24-34
O 5	SAN DIEGO STATE*	L 10-24
O 11	at New Mexico*	W 35-21
O 26	at Fresno State*	W 41-31
N 2	UNLV*	W 37-27
N 16	AIR FORCE*	L 21-38
N 22	at Wyoming*	L 7-17
N 29	BOISE STATE*	1:30 pm

All times are MT

\* = Conference game

**#1 LSU (11-0, 7-0 SEC)**

A 31	GEORGIA SOUTHERN	W 55-3
S 7	at #10 Texas	W 45-38
S 14	NORTHWESTERN STATE	W 65-14
S 21	at Vanderbilt*	W 66-38
O 5	UTAH STATE	W 42-6
O 12	#7 FLORIDA*	W 42-28
O 19	at Mississippi State*	W 36-13
O 26	#9 AUBURN*	W 23-20
N 9	at #2 Alabama*	W 46-41
N 16	at Ole Miss*	W 58-37
N 23	ARKANSAS*	W 56-20
N 30	TEXAS A&M	5 pm
D 7	vs. #4 Georgia (SEC Champ.)	2 pm

**NEVADA (7-4, 4-3 MW)**

A 30	PURDUE	W 34-31
S 7	at #11 Oregon	L 6-77
S 14	WEBER STATE	W 19-13
S 21	at UTEP	W 37-21
S 28	HAWAII*	L 3-54
O 12	SAN JOSÉ STATE*	W 41-38
O 19	at Utah State*	L 10-36
O 26	at Wyoming*	L 3-31
N 2	NEW MEXICO*	W 21-10
N 9	at #24 San Diego State*	W 17-13
N 23	at Fresno State*	W 35-28
N 30	UNLV*	1 pm

**AIR FORCE (9-2, 6-1 MW)**

A 31	COLGATE	W 48-7
S 14	at Colorado	W 30-23 (OT)
S 20	at Boise State*	L 19-30
S 27	SAN JOSÉ STATE*	W 41-24
O 5	at Navy	L 25-34
O 12	FRESNO STATE*	W 43-24
O 19	at Hawai'i*	W 56-26
O 26	UTAH STATE*	W 31-7
N 2	ARMY	W 17-13
N 16	at Colorado State*	W 38-21
N 23	at New Mexico*	W 44-22
N 30	WYOMING*	Noon

**BYU (7-4)**

A 29	#13 UTAH	L 12-30
S 7	at Tennessee	W 29-26 (2OT)
S 14	#24 USC	W 30-27 (OT)
S 21	#22 WASHINGTON	L 19-45
S 28	at Toledo	L 21-28
O 12	at USF	L 23-27
O 19	#14 BOISE STATE	W 28-25
N 2	at Utah State	W 42-14
N 9	LIBERTY	W 31-24
N 16	IDAHO STATE	W 42-10
N 23	at UMASS	W 56-24
N 30	at San Diego State	7 pm

All times are MT

\* = Conference game

**FRESNO STATE (4-7, 2-5 MW)**

A 31	at USC	L 23-31
S 7	MINNESOTA	L 35-38
S 21	SACRAMENTO STATE	W 34-20
S 28	at New Mexico State	W 30-17
O 12	at Air Force*	L 24-43
O 18	UNLV*	W 56-27
O 26	COLORADO STATE*	L 31-41
N 2	at Hawai'i	W 41-38
N 9	UTAH STATE*	L 35-37
N 15	at San Diego State*	L 7-17
N 23	NEVADA*	L 28-35
N 30	at San José State*	8:30 pm

**WYOMING (7-4, 4-3 MW)**

A 31	MISSOURI	W 37-31
S 7	at Texas State	W 23-14
S 14	IDAHO	W 21-16
S 21	at Tulsa	L 21-24
S 28	UNLV*	W 53-17
O 12	at San Diego State*	L 22-26
O 19	NEW MEXICO*	W 23-10
O 26	NEVADA*	W 31-3
N 9	at #21 Boise State*	L 17-20 (OT)
N 16	at Utah State*	L 21-26
N 22	COLORADO STATE*	W 17-7
N 30	at Air Force*	Noon

**#20 BOISE STATE (10-1, 7-0 MW)**

A 31	at Florida State	W 36-31
S 6	MARSHALL	W 14-7
S 14	PORTLAND STATE	W 45-10
S 20	AIR FORCE*	W 30-19
O 5	at UNLV	W 38-13
O 12	HAWAII*	W 59-37
O 19	at BYU	L 25-28
N 2	at San José State	W 52-42
N 9	WYOMING*	W 20-17 (OT)
N 16	NEW MEXICO*	W 42-9
N 23	at Utah State*	W 56-21
N 29	at Colorado State*	1:30 pm

**NEW MEXICO (2-9, 0-7 MW)**

A 31	SAM HOUSTON STATE	W 39-31
S 14	at #7 Notre Dame	L 14-66
S 21	NEW MEXICO STATE	W 55-52
S 28	at Liberty	L 10-17
O 4	at San José State*	L 21-32
O 11	COLORADO STATE*	L 21-35
O 19	at Wyoming*	L 10-23
O 26	HAWAII*	L 31-45
N 2	at Nevada*	L 10-21
N 16	at #19 Boise State*	L 9-42
N 23	AIR FORCE*	L 22-44
N 30	UTAH STATE*	2 pm

All times are MT

\* = Conference game





◀ **NAVY BLUE HELMET / NAVY BLUE JERSEY / NAVY BLUE PANTS**

Games: 18  
Wins: 14  
Losses: 4

2012: vs. Southern Utah (W), vs. Idaho (W)  
2013: vs. Weber St. (W), vs. Wyoming (W)  
2014: vs. Idaho St. (W), vs. San José St. (W)  
2015: vs. Southern Utah (W), vs. BYU (L)  
2016: vs. Weber St. (W), vs. SDSU (L), UNM (L)  
2017: vs. Idaho St. (W), vs. Hawai'i (W), vs. NMSU (L)  
2018: vs. New Mexico St. (W), vs. San José St. (W)  
2019: vs. Stony Brook (W), vs. Nevada (W)



◀ **WHITE HELMET / WHITE JERSEY / WHITE PANTS**

Games: 13  
Wins: 7  
Losses: 6

2012: vs. UNLV (W)  
2013: vs. Boise St. (L)  
2014: vs. Wake Forest (W), at Boise St. (L)  
2015: vs. Colorado St. (W)  
2016: vs. Arkansas St. (W), at BYU (L)  
2017: vs. BYU (W), at Air Force (L)  
2018: vs. Air Force (W), at Hawai'i (W)  
2019: at Wake Forest (L), at LSU (L)



◀ **NAVY BLUE HELMET / NAVY BLUE JERSEY / PEWTER PANTS**

Games: 9  
Wins: 6  
Losses: 3

2012: vs. Utah (W); vs. Toledo (W)  
2013: vs. BYU (L)  
2014: vs. Air Force (W)  
2015: vs. Wyoming (W)  
2016: vs. Air Force (L)  
2017: vs. BYU (W), at Air Force (L)  
2018: vs. Tennessee Tech (W)  
2019: vs. Wyoming (W)



◀ **NAVY BLUE HELMET / NAVY BLUE JERSEY / WHITE PANTS**

Games: 8  
Wins: 6  
Losses: 2

2012: New Mexico St. (W)  
2013: vs. Hawai'i (W)  
2014: vs. UNLV (W)  
2015: vs. Boise St. (W)  
2016: vs. Fresno St. (W)  
2017: vs. Colorado St. (L)  
2018: vs. New Mexico (W)  
2019: at Air Force (L)



◀ **NAVY BLUE HELMET / WHITE JERSEY / NAVY BLUE PANTS**

Games: 8  
Wins: 3  
Losses: 5

2012: at BYU (L)  
2013: at San José St. (W), vs. No. Illinois (W)  
2014: at Wyoming (W)  
2015: at New Mexico (L)  
2016: at Wyoming (L)  
2017: at Wake Forest (L)  
2018: at Michigan St. (L)



◀ **WHITE HELMET / NAVY BLUE JERSEY / WHITE PANTS**

Games: 7  
Wins: 6  
Losses: 1

2012: Texas St. (W)  
2013: vs. Colorado St. (W)  
2014: vs. New Mexico (W)  
2015: vs. Nevada (W), vs. vs. Akron (L)  
2018: vs. UNLV (W)  
2019: vs. Colorado St. (W)



◀ **NAVY BLUE HELMET / WHITE JERSEY / PEWTER PANTS**

Games: 7  
Wins: 5  
Losses: 2

2013: at Air Force (W), at UNLV (W)  
2014: at Arkansas St. (L)  
2015: at Air Force (L)  
2017: at San José St. (W), at New Mexico (W)  
2018: at Wyoming (W)



◀ **WHITE HELMET / WHITE JERSEY / PEWTER PANTS**

Games: 6  
Wins: 4  
Losses: 2

2013: at New Mexico (W)  
2014: at Hawai'i (W)  
2015: at Fresno St. (W)  
2016: at Colorado St. (L), at Nevada (L)  
2017: at UNLV (W)  
2019: at San Diego State (W)



◀ **NAVY BLUE HELMET / PEWTER JERSEY / NAVY BLUE PANTS**

Games: 5  
Wins: 2  
Losses: 3

2012: at Wisconsin (L)  
2014: at BYU (W), vs. UTEP (W)  
2015: at Utah (L)  
2016: at Boise St. (L)



◀ **WHITE HELMET / WHITE JERSEY / BLUE PANTS**

Games: 5  
Wins: 1  
Losses: 4

2014: at Colorado St. (L)  
2015: at San Diego St. (L)  
2017: at Wisconsin (L)  
2018: at Boise St. (L)  
2019: at Fresno St. (W)



◀ **NAVY BLUE HELMET / WHITE JERSEY / WHITE PANTS**

Games: 4  
Wins: 3  
Losses: 1

2012: at UTSA (W)  
2014: at Tennessee (L)  
2018: at BYU (W), vs. North Texas (W)



◀ **NAVY BLUE HELMET / PEWTER JERSEY / PEWTER PANTS**

Games: 4  
Wins: 2  
Losses: 2

2012: at Colorado St. (W), at Louisiana Tech (W)  
2013: at Utah (L), at Fresno St. (L)



◀ **WHITE HELMET / WHITE JERSEY / PEWTER PANTS**

Games: 3  
Wins: 1  
Losses: 2

2015: at Washington (L)  
2016: at USC (L)  
2018: at Colorado St. (W)



◀ **WHITE HELMET / PEWTER JERSEY / WHITE PANTS**

Games: 2  
Wins: 1  
Losses: 1

2012: at San José State (W)  
2013: at USC (L)



◀ **WHITE HELMET / NAVY BLUE JERSEY / NAVY BLUE PANTS**

Games: 2  
Wins: 0  
Losses: 1

2017: vs. Wyoming (L)  
2019: vs. Boise St. (L)



◀ **BLACK HELMET / BLACK JERSEY / BLACK PANTS**


Games: 1  
Wins: 0  
Losses: 1

2019: vs. BYU (L)




**/// NEW FACILITIES AT UTAH STATE OVER THE LAST 10 YEARS ///**

• Over the last decade, Utah State Athletics has focused on improving its infrastructure and now has some of the best facilities not only in the Mountain West, but in the Western United States, with the additions of the Jim & Carol Laub Athletics-Academics Complex, the ICON Sports Performance Center, the Wayne Estes Center and the West Stadium Center at Maverik Stadium.


**WEST STADIUM CENTER AT MAVERIK STADIUM**

Completed in August of 2016, the \$36 million, 85,000 square-foot West Stadium Center is a new four-story premium seating and press box structure inside Maverik Stadium. The structure includes a state-of-the-art media and game operations area, 20 luxury suites, 20 loge boxes, over 700 covered club seats and a premium club area that will also be used to host a student-athlete training table. Renovations to Maverik Stadium in 2016 also included new video boards on both the north and south ends of the stadium, and a new public address system.


**WAYNE ESTES CENTER**

Completed in May of 2014, the \$9.7 million, 32,000 square-foot Wayne Estes Center is a basketball practice facility and volleyball competition venue that contains two regulation-size basketball courts and a regulation-size volleyball competition court with chair-back seating for 1,400 fans, along with a training room and in-season strength and conditioning area. Office space for both men's and women's basketball and volleyball is also included in the facility, as well as a locker room and film room for volleyball. Ticketing and concession services are also available on Game Days. Located inside the foyer of the Wayne Estes Center is a visual tribute of the building's namesake.


**ICON SPORTS PERFORMANCE CENTER**

Completed in June of 2013, Utah State's \$6.5 million, 26,329 square-foot ICON Sports Performance Center features areas for weight training, cardiovascular workouts and speed and agility training, as well as offices for staff. Built on existing university property at the northwest corner of Maverik Stadium, the state-of-the-art multi-level facility alleviated overcrowding in the previous 5,800 square-foot strength and conditioning center and accommodates over 400 student-athletes from 16 sports programs.


**JIM & CAROL LAUB ATHLETICS-ACADEMICS COMPLEX**

Completed in September of 2008, Utah State's \$12 million, three-story, 69,000 square-foot, Jim and Carol Laub Athletics-Academics Complex is a state-of-the-art multi-purpose facility that meets all of the athletic and academic needs of Utah State's 16 sports and 400-plus student-athletes. Within the facility, is the 11,000 square-foot Dale Mildenerberger Sports Medicine Complex and Dr. John Worley Sports Medicine Research Center, the Steve Mothersell Athletics Hall of Honor and the 7,000 square-foot J. Ken "Kenny" Seamons Equipment Room. Also located on the first floor are locker rooms for football. The second floor houses coaches' offices and meeting rooms for football, including a 120-seat auditorium, and the student-athlete academics center is located on the third floor, which includes numerous study hall and tutor areas, a computer lab and the Dr. Randall and Julianne Stockham Student-Athlete Academics Hall of Honor.

