



MOUNTAINEER WOMEN'S BASKETBALL

WVUSPORTS.COM

PO BOX 877 // MORGANTOWN, WV 26507-0877 // 304.293.2821 PHONE

2019-20 SCHEDULE

OVERALL:	4-0
BIG 12:	0-0
HOME:	4-0
AWAY:	0-0
NEUTRAL:	0-0

Oct. 29	Salem (ex.)	W, 91-40
Nov. 7	Saint Francis	W, 74-45
Nov. 10	Presbyterian	W, 56-40
Nov. 17	vs. Radford^	W, 74-37
Nov. 21	Coppin State	W, 82-47
Nov. 28	vs. Creighton&	6:30 p.m.
Nov. 29	vs. New Mexico&	4 p.m.
Dec. 8	at Mississippi State%	2 p.m.
Dec. 15	vs. Norfolk State\$	4 p.m.
Dec. 21	vs. Michigan State!	1:30 p.m.
Dec. 22	vs. Syracuse!	1:30 p.m.
Dec. 31	Cornell	2 p.m.
Jan. 5	at Kansas State*	1 p.m.
Jan. 8	at Kansas*	8 p.m.
Jan. 12	Texas*	1 p.m.
Jan. 15	Oklahoma*	7 p.m.
Jan. 18	at Baylor*	8 p.m.
Jan. 22	Oklahoma State*	7 p.m.
Jan. 26	at TCU*	8:30 p.m.
Feb. 2	Iowa State*	2 p.m.
Feb. 5	at Oklahoma*	7 p.m.
Feb. 8	at Oklahoma State*	3 p.m.
Feb. 11	Kansas State*	7 p.m.
Feb. 15	Texas Tech*	5 p.m.
Feb. 17	at Texas*	8:30 p.m.
Feb. 22	Kansas	5 p.m.
Feb. 24	Baylor*	7 p.m.
Feb. 29	at Iowa State*	1 p.m.
March 4	at Texas Tech*	9 p.m.
March 7	TCU*	6 p.m.
March 12	Phillips 66 Big 12 Championship#	TBA
March 13	Phillips 66 Big 12 Championship#	TBA
March 14	Phillips 66 Big 12 Championship#	TBA
March 15	Phillips 66 Big 12 Championship#	TBA

Home games in **bold** // All times Eastern & subject to change // * Big 12 game

^ Beckley-Raleigh County Convention Center – Beckley, W. Va.

& Cancun Challenge – Cancun, Mexico // % Big 12/SEC Challenge

\$ Charleston Coliseum & Convention Center – Charleston, W. Va.

! Florida Sunshine Classic – Winter Park, Fla.

Municipal Auditorium – Kansas City, Mo.

BIG 12 STANDINGS

Team	Big 12	Overall
Baylor	0-0	5-0
Kansas	0-0	5-0
Oklahoma State	0-0	5-0
TCU	0-0	5-0
West Virginia	0-0	4-0
Texas Tech	0-0	3-0
Iowa State	0-0	3-1
Kansas State	0-0	3-1
Oklahoma	0-0	4-2
Texas	0-0	3-2

GAME #5/6 // WEST VIRGINIA vs. CREIGHTON/NEW MEXICO



GAME INFORMATION

Date Nov. 28-29, 2019
 Time 6:30 p.m. ET/4 p.m. ET
 Location..... Hard Rock Resort Riviera Maya (Cancun, Mexico)
 TV FloHoops
 Live Stats WVUSports.com
 Radio..... 100.9 WZST-FM
 Talent..... David Kahn & Ayana Dunning



WEST VIRGINIA MOUNTAINEERS

Ranking (AP/Coaches).....	23/RV
2019-20 Record.....	4-0, 0-0 Big 12
Head Coach	Mike Carey
19th Season at WVU	397-205
32nd Season Overall	685-307
Scoring Leader	K. Gondrezick, 21.5 ppg
Rebounding Leader.....	E. Martinez, 9.0 rpg
Assists Leader	M. Smith, 3.5 apg
Steals Leader.....	E. Martinez, 2.0 spg
Blocks Leader.....	2 tied, 1.5 bpg

CREIGHTON BLUE JAYS

Ranking (AP/Coaches).....	NR/NR
2019-20 Record.....	4-1, 0-0 Big East
Head Coach	Jim Flanery
17th Season at CU	331-221
17th Season Overall	331-221
Scoring Leader	J. Agnew, 16.3 ppg
Rebounding Leader.....	T. Carda, 6.8 rpg
Assists Leader	J. Agnew, 4.0 apg
Steals Leader.....	J. Agnew, 1.8 spg
Blocks Leader.....	M. Parham, 1.3 bpg

NEW MEXICO LOBOS

Ranking (AP/Coaches).....	NR/NR
2019-20 Record.....	5-0, 0-0 Mountain West
Head Coach	Mike Bradbury
4th Season at UNM	69-33
13th Season Overall	247-150
Scoring Leader	A. Hurst, 17.4 ppg
Rebounding Leader.....	J. Hosey, 7.6 rpg
Assists Leader	J. Everett, 4.0 apg
Steals Leader.....	2 tied, 2.4 spg
Blocks Leader.....	A. Anderson, 1.8 bpg

PROBABLE WVU STARTERS

P #	Name	Ht.	Cl.	Hometown	PPG	RPG	FG%	3FG%	Other Stat
G 30	Madisen SMITH	5-5	So.	Greenville, S.C.	5.8	2.3	32.1	36.4	3.5 APG
G 2	Kysre GONDREZICK	5-8	r-Jr.	Benton Harbor, Mich.	21.5	2.8	55.2	51.9	2.3 APG
G 5	Tynice MARTIN	5-10	r-Sr.	Atlanta, Ga.	11.5	3.5	33.3	31.3	1.0 APG
F 14	Kari NIBLACK	6-1	So.	Leesburg, Fla.	9.3	5.3	54.2	00.0	1.5 BPG
C 31	Rochelle NORRIS	6-5	R-Fr.	Stafford, Va.	4.5	4.5	44.4	00.0	1.5 BPG

- West Virginia travels to the 2019 Cancun Challenge from Nov. 28-29 for a pair of contests against Creighton and New Mexico.
- This season marks the Mountaineers' first appearance at the Cancun Challenge.
- West Virginia and Creighton will square off in the first meeting between the two programs on Thursday. WVU and New Mexico will meet for the third time at this week's tournament, with their last meeting coming in 2008.
- The Mountaineers are coming off an 82-47 victory over Coppin State on Education Day at the WVU Coliseum.
- In the second year of the event, WVU welcomed 10,663 fans, including over 9,000 students from 35 schools across the state, for the contest.
- The crowd of 10,663 set the record for the second largest attendance mark for the women's basketball program at the WVU Coliseum.
- Redshirt junior guard Kysre Gondrezick led the team in scoring for the fourth consecutive game, posting 20 points in the win.
- Redshirt senior guard Tynice Martin was second on the team, with 17 points.
- Freshman forward Esmyer Martinez and freshman Kirsten Deans each posted double figures for the first time in their WVU careers, with each recording 10 points against CSU.
- Martinez also led the Mountaineers in rebounding for the second consecutive game
- Coach Mike Carey is now just three wins away from recording his 400th win at West Virginia with a total of 397.

QUICK FACTS

Location:	Morgantown, W.Va.
Enrollment:	31,514
Founded:	1864
Nickname:	Mountaineers
Colors:	Old Gold & Blue
Conference:	Big 12
President:	E. Gordon Gee
Director of Athletics:	Shane Lyons
Arena:	WVU Coliseum (14,000)
Program Record:	787-578 (46th year)
2018-19 Record:	25-11 (11-7, T-4th in Big 12)
2018-19 Postseason:	WNIT Third Round
NCAA Appearances:	12 (Last in 2017)
WNIT Appearances:	6 (Last in 2019)
Starters R/L:	3/2
Newcomers:	6
Letterwinners R/L:	5/4
Head Coach:	Mike Carey (Salem, '80)
Record at WVU:	397-205 (19th season)
Overall Record:	685-307 (32nd season)
Associate HC:	Bett Shelby
Assistant Coaches:	Christal Caldwell, Craig Carey
Dir. of Ops/Ast. to HC:	Meghan Bielich
Video Coordinator:	Bryce Fordyce
Asst. Dir. of Basketball Opst:	Ayana Dunning

MEDIA INFORMATION

WVU ATHLETIC COMMUNICATIONS
Tanner Cain/Graduate Assistant/Interim WBB Contact
tanner.cain@mail.wvu.edu
304-293-2821 (o)
304-376-5450

CREDENTIALS

Photographers and media members who wish to cover a game at the WVU Coliseum should contact women's basketball contact/associate director of athletic communications Ashley Bailey at least 24 hours in advance. Credential pickup is located at the Gold Gate and opens one hour prior to each game.

GAMEDAY

Parking is free and open to the public in the Coliseum parking lot. Parking passes will be provided for only games that coincide with WVU men's basketball games.

The working press area is located on the east side of the main floor at concourse level (22 rows from the playing floor). Press should enter through the Gold Gate with their credentials. Forty-eight seats are available for working media; four television slings are also available. West Virginia grants broadcast rights to the official radio outlet of the visiting team on reciprocal basis.

Accredited photographers may work along the playing floor at both baselines behind the restriction line established by the NCAA. Cutline writers or equipment carriers are not permitted on the playing floor.

The WVU Coliseum also supports wireless internet access. Please see women's basketball contact Ashley Bailey for login and password information.

Complete statistics are provided to all working media at halftime and postgame. Requested team members and coach Carey will be available for interviews following a 15-minute grace period.

DURING THE WEEK

Any member of the media wishing to interview a player or member of the coaching staff during the week should contact West Virginia women's basketball contact/associate director of athletic communications Ashley Bailey at least 24 hours in advance.

Cell phone numbers will not be made available and all WVU student-athletes have been instructed to not conduct interviews without prior approval of the athletic communications staff.

2019-20 WEST VIRGINIA WOMEN'S BASKETBALL



2019-20 NUMERICAL ROSTER

No.	Name	Pronounced	Pos.	Ht.	Yr.	Hometown/Previous School
2	Kysre Gondrezick	KY-zuhr	G	5-9	r-Jr.	Benton Harbor, Mich./Michigan
3	Kirsten Deans [^]		G	5-8	Fr.	Greensboro, N.C./Connections Aca.
4	Lucky Rudd		G	5-10	Jr.	Kernersville, N.C./NC State
5	Tynice Martin	TIE-neece	G	5-10	r-Sr.	Atlanta, Ga./SW Atlanta Christian Aca.
12	Esmery Martinez	ehz-MARY	F	6-2	Fr.	Hato Mayor Del Ray, D.R./Hamilton Heights Christian
14	Kari Niblack	CAR-ee NY-black	F	6-1	So.	Leesburg, Fla./Wildwood
20	Jada Wright	JAY-duh	C	6-3	r-So.	Chicago, Ill./Trinity Valley CC
22	Blessing Ejiofor	EDGE-oh-for	C	6-5	Jr.	Ebonyi, Nigeria/Chipola
24	Arleighsya McElroy*	mick-ELL-roy	G	5-8	Jr.	Dallas, Texas/Trinity Valley CC
30	Madisen Smith		G	5-5	So.	Greenville, S.C./Greenville
31	Rochelle Norris		C	6-5	r-Fr.	Stafford, Va./New Hope Academy
35	De'Janae Boykin [^]	day-juh-NAY	F	6-2	Jr.	Springdale, Md./Penn State

[^] - Goes by "KK"

* - Goes by "Phat"

Head Coach: Mike Carey (19th season)

Associate Head Coach: Bett Shelby (1st season)

Assistant Coaches: Christal Caldwell (3rd season), Craig Carey (1st season)

UPCOMING MEDIA SESSIONS

Wednesday, Nov. 6.

Requested student-athletes at 1 p.m.

Coach Mike Carey at 1:15 p.m.

WVU Coliseum court

Friday, Nov. 15

Requested student-athletes at 1 p.m.

Coach Mike Carey at 1:15 p.m.

BPF women's court

Wednesday, Nov. 20

Requested student-athletes at 1 p.m.

Coach Mike Carey at 1:15 p.m.

WVU Coliseum court

Monday, Nov. 25

Requested student-athletes at 10:30 a.m.

Coach Mike Carey at 10:45 a.m.

BPF women's court

RADIO COVERAGE

The Mountaineer Sports Network from IMG will air every women's basketball game on radio stations throughout West Virginia and on WVUsports.com with announcer Dan Zangrilli on the call and Ayana Dunning with the analysis. Fans can also listen to the network on WVUsports.com, the WVU Gameday app and by using the TuneIn Radio app (most broadcasts).

Morgantown/Fairmont

Jack-FM, 100.9, WZST-FM

Charleston/St. Albans/Nitro/Montgomery

WSCW-AM, 1410 (daytime only)

WJYP-AM, 1300

WMON-AM, 1340

Clarksburg

WPDX-FM, 104.9

WPDX-AM, 750 (daytime only)

Parkersburg

WADC-AM, 1050

Sutton/Gassaway

WSGB-AM, 1490

WSGB-FM, 96.5

Summersville/Richwood/Birch River

WVAR-AM, 600

WVAR-FM, 98.1

WOMEN'S BASKETBALL POLLS

Associated Press Poll // Nov. 18

Team	W-L	Pts.	Prev.
1 Oregon (27)	3-0	723	1
2 Baylor (2)	3-0	697	2
3 Stanford	4-0	654	3
4 UConn	3-0	606	4
5 South Carolina	4-0	601	6
6 Texas A&M	3-0	576	5
7 Oregon State	4-0	573	7
8 Louisville	3-0	506	9
9 Maryland	3-1	502	8
10 Mississippi State	3-0	467	10
11 UCLA	3-0	427	11
12 Florida State	4-0	393	12
13 Kentucky	4-0	375	13
14 NC State	3-0	373	14
15 Michigan State	3-0	318	16
16 Miami (FL)	3-0	286	17
17 Syracuse	3-0	185	20
18 Indiana	3-0	176	21
19 DePaul	2-1	155	18
20 Arkansas	4-0	151	23
21 Michigan	4-0	120	24
22 South Florida	4-0	107	25
23 Gonzaga	2-1	74	NR
24 Tennessee	4-0	74	NR
25 West Virginia	3-0	68	NR

Others receiving votes: Notre Dame 62, Arizona 53, Arizona State 46, South Dakota 26, Missouri State 24, Minnesota 13, Drake 6, Texas 5, Rutgers 2, Northwestern 1

USA Today Coaches' Poll // Nov. 19

Team	Pts
1 Oregon (30)	3-0 798
2 Baylor (2)	3-0 761
3 Stanford	4-0 728
4 UConn	3-0 696
5 Oregon Stat	4-0 666
6 South Carolina	4-0 629
7 Texas A&M	3-0 601
8 Mississippi State	4-0 558
9 Louisville	3-0 536
10 Maryland	3-1 520
11 UCLA	3-0 482
12 NC State	4-0 434
13 Florida State	4-0 428
14 Kentucky	4-0 373
15 Syracuse	3-0 287
16 Michigan State	3-0 275
17 Miami	3-0 272
18 Arkansas	4-0 232
19 Michigan	4-0 161
20 DePaul	2-1 145
21 Gonzaga	2-1 131
22 Missouri State	4-1 103
23 South Florida	4-0 81
24 Arizona	4-0 76
25 Indiana	3-0 65

Others receiving votes: Arizona State 61, Tennessee 60, South Dakota 59, Notre Dame 58, **West Virginia 35**, Drake 22, Texas 21, Princeton 13, James Madison 7, Rutgers 6, Minnesota 6, USC 5, Oklahoma State 4, Abilene Christian 2, Northern Iowa 1, Boise State 1, Ohio 1

AGAINST CREIGHTON

- West Virginia and Creighton are set for the first meeting between the two teams.

MILESTONE WATCH

- WVU coach Mike Carey enters the Cancun Challenge with 397 wins at West Virginia, leaving him three shy of 400.
- The team's seventh game of the season will be at Mississippi State on Dec. 8 as part of the Big 12/SEC Challenge.
- Carey also needs just 15 wins to reach 600 in his career.

EDUCATION DAY

- West Virginia welcomed a crowd of 10,663 to the WVU Coliseum as part of the program's second annual Education Day.
- It marked the second largest crowd at the WVU Coliseum in program history.
- WVU put on its first Education Day against Bryant on Nov. 15, 2018.
- The Mountaineers hosted a total of 9,687 fans for that game, ranking third-most all-time at WVU.
- Schools in attendance included: Anna Jarvis Elementary, Aurora School, Brookhaven Elementary, Bruceton School, Central Preston Middle School, Cheat Lake Elementary, Covenant Christian School, Eastwood Elementary, Feed My Sheep Christian School, Fellowsville Elementary, Flemington Elementary, Kingwood Elementary, Lincoln Middle School, Madison Elementary, Mason Dixon Elementary, Monongah Elementary, Mountainview Elementary, Mylan Park Elementary, North Elementary, Nutter Fort Intermediate, Pleasant Valley School, Ridgedale Elementary, Rowlesburg School, Short Line School, Skyview Elementary, South Middle School, St. Francis Central Catholic School, Suncrest Elementary, Suncrest Middle School, Terra Alta East Preston School, Warwood Middle School, West Milford Elementary, West Taylor Elementary, White Hall Elementary and Wild and Free Homeschool Group.

WVU AND THE BIG EAST

- West Virginia is 82-66 all-time against current members of the Big East Conference.
- Over the last three seasons, the Mountaineers are 3-0 against Big East foes.
- WVU's last contest against a Big East opponent came a season ago, when the Mountaineers defeated Villanova 64-57 in the second round of the WNIT
- WVU also played two games against Big East opponents in 2018, defeating Butler, 76-68, and St. John's, 76-62.
- West Virginia was 17-year member of the Big East Conference from 1995-2012, accruing 125 conference wins during that span.

STATISTICAL COMPARISON - CU

	WVU	CU
Scoring	286	251
Points per game	71.5	62.8
Scoring margin	+29.3	+6.8
Field goals-att	104-241	91-245
Field goal pct432	.371
3 point fg-att	29-77	36-114
3-point FG pct.....	.377	.316
3-pt FG made	7.3	9.0
Free throws-att	49-70	33-44
Free throw pct.....	.700	.750
F-Throws made	12.3	8.3
Rebounds.....	168	140
Rebounds per game	42.0	35.0
Rebounding margin	+13.3	-4.0
Assists	56	66
Assists per game	14.0	16.5
Turnovers	64	35
Turnovers per game	16.0	8.8
Turnover margin	+3.8	+7.8
Assist/turnover ratio	0.9	1.9
Steals	31	30
Steals per game	7.8	7.5
Blocks	17	18
Blocks per game	4.3	4.5

SERIES HISTORY - CREIGHTON

In Morgantown: First Meeting

In Omaha, Neb: First Meeting

At Netural Site: First Meeting

Series Notes:

- West Virginia and Creighton are set for the first meeting between the two programs at the Cancun Challenge.

SCOUTING CREIGHTON

- Head coach Jim Flanery enters his 17th season at Creighton and enters the 2019 Cancun Challenge with a 4-1 record this season.
- The Blue Jays are averaging 62.8 points and 35.0 rebounds per game.
- Creighton is shooting 37.1 percent from the field, 31.6 percent from behind the arc and 75.0 percent at the free-throw line.
- Jaylyn Agnew leads CU in scoring at 16.3 points per game and is one of two Blue Jays averaging double figures in scoring.
- Temi Carda leads the team in rebounding at 6.8 boards per game. Agnew is second, averaging 6.0 rebounds per game.
- Agnew also leads Creighton in assists (16) and steals (7) this season.
- Mykel Parham leads CU in blocks, with five on the season.

STATISTICAL COMPARISON - UNM

	WVU	UNM
Scoring	286.....	423
Points per game	71.5	84.6
Scoring margin	+29.3	+12.2
Field goals-att	104-241	153-371
Field goal pct432.....	.412
3 point fg-att	29-77	46-132
3-point FG pct.....	.377.....	.348
3-pt FG made	7.3	9.2
Free throws-att	49-70	71-94
Free throw pct.....	.700.....	.755
F-Throws made	12.3	14.2
Rebounds.....	168	213
Rebounds per game	42.0	42.6
Rebounding margin	+13.3	+1.4
Assists	56.....	78
Assists per game	14.0	15.6
Turnovers	64.....	80
Turnovers per game	16.0	16.0
Turnover margin	+3.8	+8.6
Assist/turnover ratio	0.9	1.0
Steals	31.....	55
Steals per game	7.8	11.0
Blocks	17.....	23
Blocks per game	4.3	4.6

SERIES HISTORY - NEW MEXICO

In Morgantown: 0-0
In Albuquerque, N.M.: 1-0
At Natural Site: 1-0

Series Notes:

- West Virginia and New Mexico are set to square off for the third time in the series.
- The Mountaineers hold a 2-0 advantage in the series, with the first meeting coming in 1982.
- WVU and UNM's last meeting came in the 2008 NCAA Tournament. West Virginia defeated New Mexico 61-60 in the first round

SCOUTING NEW MEXICO

- Head coach Mike Bradbury enters his 4th season at UNM and enters the 2019 Cancun Challenge with a 5-0 record on the season.
- The Lobos are averaging 84.6 points and 42.6 rebounds per game.
- New Mexico is shooting 41.2 percent from the field, including 34.8 percent from 3-point range, and 75.5 percent at the free-throw line.
- Ahlise Hurst leads the Lobos in scoring at 17.4 points per game and is one of four player averaging double figures in scoring for UNM.
- Jordan Hosey leads the team in rebounding at 7.6 boards per game.
- Shaiquel McGruder is second, averaging 6.4 rebounds per game.
- Jayla Everett leads the Lobos in assists, with 4.0 per game, while Antonia Anderson leads the team in blocks, averaging 1.8 per game.

IN THE POLLS

- The Mountaineers made their debut in the Associated Press Top 25 Poll, coming in at No. 25.
- The team had received votes in the first three weeks of the poll.
- West Virginia has appeared in the rankings for at least one week for 11 straight seasons.
- The Mountaineers had been ranked by the Associated Press for a total of 114 weeks.
- The team's first ranking came on Jan. 26, 1992, when the Mountaineers came in at No. 25.
- WVU's most recent appearance in the poll prior to this week was Nov. 19, 2018 (No. 25).
- The program's highest ranking came on March 10, 2014, when they were voted to No. 5.
- WVU's last top-10 ranking in the AP Poll was Dec. 25, 2017 (No. 9).

WVU VS. THE MOUNTAIN WEST

- West Virginia is 5-1 all-time against current members of the Mountain West Conference.
- West Virginia last competed against the Mountain West in 2009-10, squaring off against Nevada and Fresno State.
- The Mountaineers won both contests, defeating Nevada, 66-41, and Fresno State, 72-52.
- Dating back to 2008, WVU has won three consecutive contests against Mountain West foes.
- West Virginia first matchup with a current member of the Mountain West, came in 1982 against New Mexico.
- WVU defeated UNM 71-56 in the 1982 Hurricane Classic.

ALMOST HEAVEN...

- The Mountaineers have played 49 neutral-site games in the state of West Virginia.
- That number will get to 50 this season, as West Virginia will welcome Norfolk State at the Charleston Coliseum & Convention Center on Dec. 15.
- WVU is 33-16 all-time in neutral-site games in West Virginia.
- The most common site is the Charleston Coliseum & Convention Center (formerly the Charleston Civic Center).
- The team has also played at the Randolph County Armory in the 1980s.
- The Mountaineers last lost a neutral-site game in the state of West Virginia on April 4, 2015, when the Mountaineers fell to UCLA by a score of 62-60 in the WNIT Championship game.

STATISTICAL RANKINGS

Category	Big 12	NCAA
Scoring Offense	8th	113th
Scoring Defense	2nd	3rd
Scoring Margin	3rd	19th
Free Throw Pct.	4th	139th
Field Goal Pct.	7th	90th
Field Goal Pct. Defense	2nd	6th
3-Point FG Pct.	3rd	39th
3-Point FG Pct. Defense	5th	62nd
Rebounding Margin	6th	23rd
Blocked Shots Per Game	7th	70th
Assists Per Game	10th	137th
Steals Per Game	8th	203rd
Turnover Margin	5th	83rd
Assist/Turnover Ratio	9th	142nd

Individual Top 10 Rankings in the Big 12

	Big 12	NCAA
Assist Turnover Ratio		
M. Smith (2.33)	4th	72nd
FG Percentage		
K. Gondrezick (55.2%)	7th	75th
FT Percentage		
A. McElroy (90.9%)	4th	39nd
Points Per Game		
K. Gondrezick (21.5)	2nd	17th
Rebounds Per Game		
E. Martinez (9.0)	10th	85th
3FG%		
K. Gondrezick (51.9%)	1st	34th
3FG Made Per Game		
K. Gondrezick (3.5)	2nd	17th
3FG Made		
K. Gondrezick (14)	2nd	66th
Blocked Shots Per Game		
R. Norris (1.5)	T-7th	110th
K. Niblack (1.5)	T-7th	110th
Steals Per Game		
E. Martinez (2.0)	7th	200th

WHEN WEST VIRGINIA ...

Plays a Home Game:	3-0
Plays a Road Game:	0-0
Plays at a Neutral Site:	1-0
Plays a Big 12 Game:	0-0
Plays a Non-Conference Game:	3-0
Plays on Monday:	0-0
Plays on Tuesday:	0-0
Plays on Wednesday:	0-0
Plays on Thursday:	2-0
Plays on Friday:	0-0
Plays on Saturday:	0-0
Plays on Sunday:	2-0

Wears White Uniforms:	3-0
Wears Navy Uniforms:	0-0
Wears Gold Uniforms:	1-0

Wins the Tipoff:	3-0
Does Not Win the Tip:	1-0
Is Ahead at Halftime:	4-0
Is Behind at Halftime:	0-0
Is Tied at the Half:	0-0

Plays an Overtime Game:	0-0
Leads by 10 or More Points:	4-0
Trails by 10 or More Points:	0-0
Leads Entering the Final Minute:	4-0
Trails Entering the Final Minute:	0-0
Is Tied Entering the Final Minute:	0-0

50% or Better From the Field:	0-0
Less than 50% From the Field:	4-0
Allows Opp. to shoot 50%+:	0-0
Holds Opp. to less than 50%:	4-0
Shoots Higher than Opponent:	4-0
Shoots Lower than Opponent:	0-0
Shoots the same as Opponent:	0-0

Outrebounds the Opponent:	4-0
Is Outrebounded by the Opponent:	0-0
Has the Same Number of Rebs.:	0-0

Outscores the Opponent's Bench:	4-0
Is Outscored by Opponent's Bench:	0-0
Same Number of Bench Points:	0-0

Makes More FTs than Opponent:	3-0
Makes Fewer FTs than Opponent:	1-0
Makes Same Number of FTs:	0-0

Commits More Fouls Than Opp.:	1-0
Fewer Fouls Than Opponent:	2-0
Commits Same Number of Fouls:	1-0

Has More Turnovers than Opp.:	1-0
Has Fewer Turnovers than Opp.:	3-0
Has the Same Number of TOs:	0-0

Scores Fewer than 60 Points:	1-0
Scores 60-69 Points:	0-0
Scores 70-79 Points:	2-0
Scores 80 or more Points:	1-0
Holds Opponent Under 60 Points:	4-0
Allows Opponent 60-69 Points:	0-0
Allows Opponent 70-79 Points:	0-0
Allows Opponent 80+ points:	0-0

Win-Loss Margin	
Margin:	1 2-5 6-10 11-20 21-30 31+
Record:	0-0 0-0 0-0 1-0 1-0 2-0

NICE TO MEET YOU

- Five newcomers have made their Gold & Blue debuts this season
- Four of the Mountaineers are in their first season in Morgantown, while one took a medical redshirt last season
- Redshirt freshman Rochelle Norris is tied for the team lead in blocks (6) and is third on the team in rebounding, averaging 4.5 per game.
- Norris recorded her first double-figure scoring performance, with 10 points, against Saint Francis.
- Norris missed last season after suffering a preseason knee injury.
- Freshmen Esmery Martinez currently leads WVU in rebounding, averaging 9.0 boards per game.
- Martinez also leads the Mountaineers in steals, averaging 2.0 per game.
- Classmate Kirsten Deans is second on the team in 3-point field goal percentage, shooting 42.9 percent from downtown.
- Deans is also averaging 2.5 assists per game, the third-best mark on the team.
- Junior college transfers Arleighshya McElroy and Blessing Ejiofor have also made their Mountaineer debuts this season.
- McElroy is second on the team in free-throw percentage (90.9 %).

BACK IN ACTION

- Redshirt senior guard Tynice Martin was reinstated to the West Virginia University women's basketball team prior to game three vs. Radford
- In her season debut against RU, Martin scored six points in 19 minutes
- Against Coppin State, Martin posted her first start of the 2019-20 campaign and finished with 17 points, six rebounds and two assists
- The Atlanta, Georgia, native led the team with 18.0 points per game in 2018-19
- She sits just outside the all-time top-10 in career scoring
- Martin has been named to the Ann Myers Drysdale, Citizen Naismith Trophy and Wade Trophy watch lists prior to the season
- Additionally, she was named to the 2019 Preseason All-Big 12 Team

TVCC CONNECTION

- Junior guard Arleighshya McElroy and redshirt sophomore center Jada Wright joined the Mountaineers out of Trinity Valley Community College in Texas
- McElroy averaged just over 17 points a game for the Cardinals in 2018-19
- Wright suffered a knee injury and sat out the season
- The two are in good company as former Mountaineer standout Naomi Davenport is an alumna of TVCC
- In 2019 Davenport became just the second junior college transfer to score 1,000 points in a two-year WVU career
- JD Drummonds was the first back in 1981

TEAM LEADERS (19-20)

	Points		P/G
	G	Points	
K. Gondrezick	4	86	21.5
T. Martin	2	23	11.5
K. Niblack	4	37	9.3

	Rebounds		R/G
	G	Rebounds	
E. Martinez	4	36	9.0
K. Niblack	4	21	5.3
R. Norris	4	18	4.5

	Assists		A/G
	G	Assists	
M. Smith	4	14	3.5
L. Rudd	4	11	2.8
K. Deans	4	10	2.5

	Steals		S/G
	G	Steals	
E. Martinez	4	8	2.0
M. Smith	4	5	1.3
K. Gondrezick	4	4	1.0

GAME FIRSTS

First Points... Niblack (SFU), Smith (PC), Niblack (RU), Niblack (CSU)

First Sub... Deans (SFU), Norris (PC), Martin (RU), Rudd (CSU)

SINGLE-SEASON RECORDS

TEAM
INDIVIDUAL (SCHOOL SINGLE-SEASON ONLY)



MIKE CAREY

Head Coach

19th Season

Three-Time Conference

Coach of the Year

(2003-04 & 2009-10 & 2013-14)

THE MIKE CAREY FILE

Date of Birth: July 4

Hometown: Clarksburg, W.Va.

Alma Mater: Salem, 1980

Coaching Career:

West Virginia University

Women's head coach 2001-present

Salem International/Teikyo

Men's head coach 1988-2001

Salem

assistant coach 1987-88

Flemington & Clarksburg Liberty High

Boy's & Girl's head coach 1980-87

Playing Career:

Four-year letterman at Salem 1977-80

WVIAC scoring champion 1978

Salem MVP 1979

WVIAC all-tournament team 1979

-- scored more than 2,000 career points

CAREY'S RECORD

Career Record: 685-307 /32nd year

NCAA D-I Career WBB Record: 397-205 /19th year

WVU Record: 397-205 /19th year

Salem International Record: 288-102 /13 years

Big 12 Reg. Season: 71-55 /eighth year

Big 12 Tournament: 8-6 /eighth year

NCAA Record: 8-10 (.444)/10 appearances

WNIT Record: 12-4 /6 appearances

WVU BESTS UNDER CAREY

- > In 2017, guided West Virginia to its first conference tournament title since 1989 and first since joining the Big 12 with wins over No. 3-seed Oklahoma, No. 2-seed Texas and No. 1-seed/No. 2-ranked Baylor.
- > WVU led the nation in 2016 with 6.5 blocks per game.
- > Recorded his 600th career win with a 72-35 victory over Kansas on Jan. 16, 2016
- > Became the program's all-time wins leader after recording his 302nd career victory vs. Morehead State on Dec. 2, 2015, surpassing Kittie Blakemore (301)
- > Set a single-season record with 19 home wins in 2014-15 season
- > Registered a postseason record with five postseason victories in the 2015 Postseason WNIT
- > Named 2014 Big 12 Coach of the Year
- > Defeated No. 6/5 Baylor, 71-69, on March 2, 2014, snapping Baylor's 35-game Big 12 win streak on its home court en route to a share of the 2014 Big 12 conference regular-season title in only second year in the league
- > Has recorded 34 victories over top 25 opponents, including four over top 15 opponents in the 2014 season, a program first.
- > A school record 30 wins in 2013-14
- > Set a new women's basketball attendance record at the WVU Coliseum with 13,447 fans in attendance against No. 1 Baylor on March 2, 2013
- > Recorded its biggest upset, defeating second-ranked Notre Dame, 65-63, on Feb. 21, 2012 at Purcell Pavilion in front of a sellout crowd on national television. It was the highest-ranked opponent WVU has defeated and first-ever win at Notre Dame
- > Closed out the 2011-12 season with its field-goal percentage defense ranked No. 3 and scoring defense No. 6 nationally, remaining in the top-10 for the entire season
- > Five consecutive NCAA tournament appearances for first time in program history (2010, 2011, 2012, 2013, 2014)
- > Highest preseason ranking in the 2010-11 *Associated Press* and *USA Today/ESPN Coaches'* preseason polls at No. 11
- > Ranking of No. 6 in Coaches' Poll and AP Poll in 2010-11 marked the highest in school history
- > Recorded the best start to a season in school history (16-0 in 2010-11); matching the longest win streak in school history
- > The 2010-11 team set a school record for total (49,648) and average (3,103) home attendance; ranking 35th of all NCAA Division I programs and recording the fifth-largest per game increase nationally from the previous season
- > Best 28-game start in school history (25-3 in 2009-10)
- > Two Big East Championship game appearances (2006 and 2010), a WVU first
- > Went a perfect 17-0 at home in 2009-10
- > Highest Big East regular-season finish (2nd) in school history with a 13-3 mark in 2009-10
- > Four top four Big East finishes in six years (2006-2012)
- > Preseason ranked for the first time in the *AP* (18) and *USA Today/ESPN Coaches'* (22) Polls (2007-08)
- > Defeated then-highest ranked team in program history with 63-54 victory over No. 4 Rutgers, Jan. 29, 2008
- > Defeated then-highest ranked road team in program history with 79-70 victory over No. 5 Louisville, Feb. 7, 2009
- > Ten 21-win seasons in 11 years (2004, 2005, 2007, 2008, 2010, 2011, 2012, 2014, 2015, 2016), a school record
- > WVU's 11 Big East wins marked a seven-game improvement from 2006 to 2007, the second-best turnaround in league history
- > Became first No. 12 seed in 24-year history of Big East women's basketball to win a game, let alone advance all the way to the championship (2006)
- > 2 Postseason WNIT title game appearances (2005, 2015)
- > Ten NCAA tournament appearances (2004, 2007, 2008, 2010, 2011, 2012, 2013, 2014, 2016, 2017)
- > 20 regular-season wins in 2006-07 were the most since 1992 (25)

MIKE CAREY'S OVERALL COACHING RECORD

School	Season	Overall	Conference	School	Season	Overall	Conference
Salem	1988-89	14-13	9-10 (9th)	WVU	2001-02	14-14	6-10 (10th)
Salem	1989-90	19-12	11-9 (7th)	WVU	2002-03	15-13	4-12 (t-11th)
Salem	1990-91	22-9	14-6 (4th)	WVU	2003-04	21-11	10-6 (6th)*
Salem	1991-92	9-17	7-13 (11th)	WVU	2004-05	21-13	7-9 (t-6th)*
Salem	1992-93	25-7	18-3 (1st)	WVU	2005-06	15-16	4-12 (12th)*
Salem	1993-94	24-4	17-2 (1st)	WVU	2006-07	21-11	11-5 (4th)*
Salem	1994-95	17-10	13-5 (2nd)	WVU	2007-08	25-8	12-4 (3rd)*
Salem	1995-96	20-9	12-7 (4th)	WVU	2008-09	18-15	5-11 (11th)
Salem	1996-97	28-3	19-0 (1st)	WVU	2009-10	29-6	13-3 (2nd)*
Salem	1997-98	28-3	18-1 (1st)	WVU	2010-11	24-10	8-8 (10th)*
Salem	1998-99	28-4	18-1 (1st)	WVU	2011-12	24-10	11-5 (t-4th)*
Salem	1999-00	28-4	16-3 (3rd)	WVU	2012-13	17-14	9-9 (t-5th)*
Salem	2000-01	26-7	14-4 (3rd)	WVU	2013-14	30-5	16-2 (t-1st)*
Overall	13 seasons	288-102 (.738)		WVU	2014-15	23-15	7-11 (t-7th)*
				WVU	2015-16	25-10	12-6 (3rd)*
	2 NAIA Appearances			WVU	2016-17	24-11	8-10 (6th)*
	5 NCAA Division II			WVU	2017-18	25-12	8-10 (6th)*
	5 WVIAC Championships			WVU	2018-19	22-11	7-11 (T-4th)
				Overall	18 seasons	393-205 (.657)	

10 NCAA Appearances; 6 WNIT Appearances

2017 Big 12 Conference Tournament Champions

3 Conference Championship Game Appearances

3 Conference Coach of the Year Awards

*NCAA Tournament, *Conference Championship Game,

*Big 12 Tournament Champions, *WNIT Runner-Up

WVU BESTS UNDER MIKE CAREY

Team

Points	114, at Robert Morris, 2002
Rebounds.....	62, 2x, last Morehead State, 2016
Offensive Rebounds.....	30, North Carolina Central, 2011
Defensive Rebounds.....	42, 2x, last vs. Longwood, 2016
Field Goal %	71.7%, (43/60) at Robert Morris, 2002
Free Throws Made	37 at Duquesne, 2013
Free Throws Attempted.....	43 at Duquesne, 2013
Free Throw %	94.4% (17-18), vs. Notre Dame, 2004
3-Point FGM	17, Oklahoma State, 2017
3-Point FGA	30, 3x, last, vs. Baylor, 2017
3-Point %	75.0% (6/8) vs. Drexel, 2017
Assists	32, Longwood, 2017
Steals	27, North Carolina Central, 2011
Blocks.....	17, vs. Cincinnati, 2011
Largest Margin of Victory.....	73, North Carolina Central, 2011
Fewest Points Allowed in a Game	21, Marshall, 2010
Fewest Points Allowed in a Big 12 Contest.....	35 vs. Kansas, 2016

Individual

Points	38, Meg Bulger vs. Cleveland State, 2006
Rebounds.....	24, Lanay Montgomery vs. Temple, 2015
Offensive Rebounds.....	10, Chakhia Cole at Providence, 2005
FGM	15, Meg Bulger vs. Cleveland State, 2006
FGA	31, by Bria Holmes at TCU, 2015
FG Percentage (min. 10).....	100.0 (13-13), Olayinka Sanni vs. Kennsaw State, 2005
3-Point FGM	8, 5x, last by Taylor Palmer vs. Oklahoma, 2013
3-Point FGA	16, 3x, last by Taylor Palmer vs. Youngstown State, 2011
3-Point % (min. 8).....	.889 (8-9), Takisha Granberry vs. NJIT, 2008
FTM	14, Britney Davis-White vs. Rutgers, 2006
FTA	20, Britney Davis-White vs. Rutgers, 2006
FT % (min. 10).....	100.0 (12-12) Yolanda Paige vs. St. John's, 2005
Assists	18, Yolanda Paige vs. Northwestern, 2005
Steals	9, Sarah Miles vs. Central Connecticut State, 2010
Blocks.....	9, Lanay Montgomery vs. Kansas State, 2015

COACHES MIKE CAREY HAS DEFEATED

Katie Abrahamson-Henderson	UAlbany
Lynn Agee	UNC Greensboro
Jane Albright (2).....	Wichita State
.....	Nevada
Fred Applin	Charleston Southern
Karen Aston (6).....	Texas
Sharon Baldwin-Tener (2).....	East Carolina
Courtney Banghart	Princeton
Karen Barefoot.....	Elon
John Barnes	Youngstown State
Kim Barnes-Arico (12).....	St. John's
Jennifer Bednarek	UMBC
Laura Beeman	Hawaii
Agnus Berenato (11).....	Pitt
Gary Blair	Texas A&M
Vanessa Blair (2).....	Mount St. Mary's
Cindy Blodgett	Maine
Lisa Bluder	Iowa
Bob Boldon (2).....	Youngstown State
Joanne Boyle (2)	Virginia
Anthony Bozzella	Seton Hall
Lynn Bria (2).....	Ohio
Kenny Brooks	James Madison (2)
.....	Virginia Tech (1)
Derek Brown (7).....	Coppin State
Doug Bruno (3).....	DePaul
Todd Buchanan	Houston
Barbara Burgess	Delaware State
Mary Burke	Bryant
DeWayne Burroughs (4).....	Coppin State
Dan Burt (4).....	Elon/Duquesne
Jean Marie Burr.....	Brown
Sal Buscaglia (2).....	Robert Morris
Tonya Cardoza	Temple
Kristin Caruso (2).....	Longwood
Royce Chadwick (10).....	Marshall
Keith Cieplicki (4).....	Syracuse
Pete Cinella (3).....	Fairleigh Dickinson
Cori Close	UCLA
Sherrri Coale (8).....	Oklahoma
Tom Collen (3).....	Louisville
Beth Combs	Northwestern
Jim Crowley (3).....	St. Bonaventure
Joe Curl (2).....	Houston
Matt Daniel (4).....	Marshall
June Daugherty	Washington State
Ed Davis.....	Delaware State (2)
.....	Morgan State (2)
Mickie DeMoss.....	Kentucky
Denise Dillon.....	Drexel
Anne Donovan (2).....	Seton Hall
Shirley Duncan	Longwood
Dan Durkin (6).....	Duquesne
Dana Eikenberg (2).....	UMKC
Jamelle Elliott (4).....	Cincinnati
Oties Epps.....	Evansville
Edgar Farmer	Wofford
Kathy Fedorjaka (3).....	Bucknell
Bill Fennelly (10).....	Iowa State

Jose Fernandez (7)	USF
Don Flanagan	New Mexico
Joe Frager	Fairfield
Beckie Francis (2).....	Oakland
Marianna Freeman	Syracuse
Tom Garrick	Rhode Island
Tammy George (2).....	USC Upstate
Darrick Gubbs	North Florida
Brian Giorgis.....	Marist
Kurt Godlevske.....	Butler
Gail Goestenkors.....	Texas
Kelly Greenberg (2).....	Boston
Ty Grace.....	Howard
Shimmy Gray-Miller (2).....	Texas Tech
Cindy Griffin.....	St. Joe's
Allison Guth.....	Yale
J. Kelly Hall.....	Cincinnati
Joe Haigh.....	Saint Francis
Bunky Harkleroad.....	Sacramento State
Adell Harris.....	UNC Wilmington
DeUnna Hendrix.....	High Point
Bonnie Henrickson	Virginia Tech (3)
.....	Kansas (2)
Quentin Hillsman (5).....	Syracuse
Matt Insell (2).....	Ole Miss
Jim Jabir.....	Providence
MacChelle Joseph.....	Georgia Tech
Kelly Kennedy.....	Akron
Patrick Knapp (2).....	Georgetown
Ferne Labati (2).....	Miami, Fla.
Dania LaForce-Mann	Northeastern
Mike Lane	NJIT
Felisha Legette-Jack	Buffalo
Jim Lewis.....	Fordham
Jim Littell (8).....	Oklahoma State
Joe Logan	Loyola Maryland
Tamika Louis.....	Delaware State
Tooev Loy.....	High Point
Phyllis Mangina (4).....	Seton Hall
Joe Mathews (2).....	Towson
Trent May.....	Grand Canyon
Heather Macy.....	East Carolina
Suzie McConnell-Serio.....	Duquesne (4)
.....	Pitt (1)
Melissa McFerrin (2).....	American
Mike McGuire (2).....	Radford
Kevin McGuff.....	Xavier
Muffet McGraw (3).....	Notre Dame
Margaret McKeon	NJIT
Lynn Milligan	Rider
Terri Mitchell (4).....	Marquette
Jeff Mittie (12).....	Kansas State
.....	TCU
Teri Moren	Indiana
Jennifer Mountain (2).....	Santa Clara
Kim Mulkey (2).....	Baylor
Tajama Abraham Ngognba	Radford
Sean O'Regan	James Madison
Cathy Parson.....	Howard

Deb Patterson (4).....	Kansas State
Chris Paul	IPFW
Raegan Pebley (7).....	TCU
Harry Perretta (8).....	Villanova
Kate Peterson.....	Cleveland State
Mike Peterson	Wake Forest
Jada Pierce.....	Niagara
Beryl Piper (2).....	Central Connecticut State
Laurie Pirtle.....	Cincinnati
Jill Poe (2).....	St. Francis, Pa.
Bill Reinson (2).....	Longwood
Deanna Richard	Mercyhurst
Diane Richardson	Towson
Joli Robinson (3).....	North Carolina Central
Chrissy Roberts (4).....	Eastern Kentucky
Tarrell Robinson	North Carolina A&T
Susan Robinson Frucht (2).....	St. Francis, Pa.
Lynn Roman (2).....	Robert Morris
Cindy Russo (2).....	FIU
Debbie Ryan.....	Virginia
Brandon Schneider (8).....	Kansas
Phil Seymore (6).....	Providence
Charlotte Smith (4).....	Elong
Dayna Smith	Cornell
Pechone Stepps.....	St. John's
Marlene Stollings (2).....	Texas Tech
Gail Striegler	Central Florida
Mary Tappmeyer	North Florida
Joe Tartamella	St. John's
Larry Tidwell.....	Lamar
Colby Tilley.....	Kennesaw State
Greg Todd (3).....	Morehead State
Aaura Sharp.....	Presbyterian
David Six.....	Hampton
Phil Stern.....	UMBC
C. Vivian Stringer (6).....	Rutgers
Jessica Vanco	Presbyterian
Sharon Versyp	Maine
Darcie Vincent.....	Appalachian State
Traci Waites.....	Pitt
Jeff Walz (4).....	Louisville
Candi Whitaker (6).....	Texas Tech
Lance White.....	Pitt
Keila Whittington.....	Saint Francis
Bryan Whitten (2).....	Mount St. Mary's
Adrian Wiggins (2).....	Fresno State
Bridgett Williams (3).....	Wright State
Jeff Williams.....	La Salle
Terri Williams-Flournoy (6).....	Georgetown
.....	Auburn
Toyelle Wilson	Prairie View A&M
Susan Yow (3).....	Providence
Terry Zeh.....	Canisius

(#) number of victories over opposing coach

TRENDS

Starts/Games Played

	2019-20 GP-GS	Career GP-GS	Consecutive Starts
Tynice Martin	2-1	103-68	1
Madisen Smith	4-4	37-33	29
Kari Niblack	4-4	29-7	8
Lucky Rudd	4-3	30-22	0
Kysre Gondrezick	4-4	9-8	4
Blessing Ejiofor	4-3	4-3	0
Rochelle Norris	4-1	4-1	1

30-Point Games

	2019-20	Career
Tynice Martin	0	3

20-Point Games

	2019-20	Career
Tynice Martin	0	30
Madisen Smith	0	2
Kari Niblack	0	1
Kysre Gondrezick	4	5
Lucky Rudd	0	1

Double-Figure Scoring Games

	2019-20	Career
Tynice Martin	1	82
Kari Niblack	2	20
Madisen Smith	1	9
Lucky Rudd	0	7
Kysre Gondrezick	4	7
Rochelle Norris	1	1
Arleighshya McElroy	1	1
Esmerly Martinez	1	1
Kirsten Deans	1	1

Double-Figure Rebound Games

	2019-20	Career
Tynice Martin	0	19
Kari Niblack	0	7
Esmerly Martinez	1	1

Double-Doubles

	2019-20	Career
Tynice Martin	0	4
Kari Niblack	0	5

Triple-Doubles

	2019-20	Career
--	---------	--------

Games as WVU Scoring Leader

	2019-20	Career
Tynice Martin	0	44
Kysre Gondrezick	4	6
Madisen Smith	0	2
Kari Niblack	0	1
Lucky Rudd	0	1

Games as WVU Rebounding Leader

	2019-20	Career
Kari Niblack	0	11
Tynice Martin	0	4
Lucky Rudd	0	1
Esmerly Martinez	4	4

LAST TIME ...

Individual

Scored 35 or more points:	35 by Tynice Martin, at Oklahoma, 2-7-17
Scored 30 or more points:	33 by Teana Muldrow, vs St. John's, 3-25-18
Scored 25 or more points:	27 by Tynice Martin vs. Villanova, 3-24-19
Had 25 or more rebounds:	28 by Olivia Bradley vs. Temple, 1-26-85
Had 20 or more rebounds:	24 by Lanay Montgomery vs. Temple, 4-1-15
Had 15 or more rebounds:	16 by Kari Niblack vs. Villanova, 3-24-19
Had nine or more offensive rebounds:	9 by Arielle Roberson vs. Iowa State, 2-10-16
Had 18 or more assists:	18 by Yolanda Paige vs. Northwestern, 11-22-04
Had 15 or more assists:	17 by Yolanda Paige vs. Longwood, 12-1-04
Had 10 or more assists:	10 by Naomi Davenport vs. Coppin State, 11-6-18
Had 10 or more steals:	11 by Maria Tchobanova vs. Pitt, 1-4-96
Had 10 or more blocks:	11 by Georgeann Wells vs. Massachusetts, 3-1-85
Had 5 or more blocks:	5 by Theresa Ekhehar vs. Coppin State, 11-6-18
Recorded at least 30 points and 15 rebounds:	35-19 by Georgeann Wells vs. Marshall, 12-22-84
Recorded at least 30 points and 10 rebounds:	30-12 by Teana Muldrow vs. CCSU, 11-10-17
Recorded at least 20 points and 15 rebounds:	20-17 by Teana Muldrow, at TCU, 12-28-17
Recorded at least 20 points and 10 rebounds:	20-11 by Tynice Martin vs. Iowa State, 1-16-19
Recorded at least 20 points and 15 assists:	22-15 by Rosemary Kosiorek vs. Duquesne, 2-24-92
Recorded at least 20 points and 10 assists:	20-11 by Yolanda Paige at Boston College, 1-20-05
Recorded a triple double:	13 points, 13 rebounds, 10 assists by Naomi Davenport vs. Coppin State, 11-6-18
Recorded two consecutive double-doubles:	Teana Muldrow, 2-17-18 & 2-20-18
Recorded three consecutive double-doubles:	Teana Muldrow, 2-14-18 to 2-20-18
Recorded back-to-back 30-point games:	Tynice Martin at Oklahoma (35), 2-7-17 Oklahoma State (30), 2-11-17

Had five consecutive 20-point games: Teana Muldrow, 11-24-17 to 12/10/17

Had four consecutive 20-point games: Kysre Gondrezick, 11-7-19 to 11-21-19

Had three consecutive 20-point games: Kysre Gondrezick, 11-7-19 to 11-17-19

Had two consecutive 20-point games: Kysre Gondrezick, 11-7-19 to 11-17-19

Two players scored 20 points in a game: Martin (25) and Davenport (23) vs. Villanova, 3-24-19

Three players scored 20 points in a game: Davenport (23), Martin (23)

Two players recorded double-doubles in a game: N. Davenport (11 pts, 14 rebs) & K. Niblack (14 pts, 14 rebs)

Team

Scored 100 points:	101 vs. Coppin State, 12-10-17
Gave up 100 points:	100 vs. Connecticut, 3-2-04
Won by 50 or more points:	52 vs. Niagara, 12-29-18
Lost by 50 or more points:	63 vs. Connecticut, 2-20-01
Won by 40 or more points:	47 vs. Towson, 12-20-18
Lost by 40 or more points:	40 at Ohio State, 12-22-14
Won by 30 or more points:	35 vs. Coppin State, 11-21-10
Lost by 30 or more points:	37 vs. Radford, 11-20-19
Won by 20 or more points:	35 vs. Coppin State, 11-7-19
Lost by 20 or more points:	26 at Baylor, 2-26-18
Won after trailing by 10+ points:	vs. Texas, won 62-59 after trailing by 10 in the 4th quarter, 3-5-17
Won 10 or more consecutive games:	13, 11-10-17 to 12-28-17
Won 10 or more consecutive games at home:	11, 2-11-17 to 12-21-17
Lost five or more consecutive games:	8, 2-4-06 to 2-28-06
Played before 5,000 or more people:	10,663 vs. Coppin State, 11-21-19
Played before 10,000 or more people:	10,663 vs. Coppin State, 11-21-19
West Virginia beat a Top 25 team at home:	WVU 73, No. 18 Iowa State 64, 1-16-19
West Virginia beat a Top 10 team at home:	No. 12 WVU 63, No. 4 Rutgers 54, 1-29-08
West Virginia beat a Top 25 team away from home:	WVU 64, No. 11/12 Texas 58, 1-29-19
West Virginia beat a Top 10 team away from home:	WVU 77, No. 2/2 Baylor 66, 3-6-17
West Virginia was ranked in the AP Top 25:	25, 11-18-19
West Virginia was ranked in the AP Top 10:	9, 12-25-17
West Virginia was ranked in the Coaches' Poll Top 25:	21, 11-26-18
West Virginia was ranked in the Coaches' Poll Top 10:	9, 12-26-17
Played an overtime game:	OU 79, WVU 77, 2-17-18
Played a double-overtime game:	at Oklahoma 90, West Virginia 87, 2-7-17

WVU QUARTER RECORDS

Team

Most Points.....	37, 1st quarter, vs. Niagara, 12-29-18
Fewest Points.....	3, overtime, vs. USC, 11-23-15
Most Rebounds.....	20, 3rd quarter, TCU, 2-22-17
Highest Field Goal %.....	78.6%, (11/14), 1st quarter, Fairleigh Dickinson, 12-6-15
Lowest Field Goal %.....	7.7%, (1/13), 4th quarter, at Okalahoma, 2-7-17
Most Free Throws Made.....	13, 2x, last, 4th quarter, Texas Tech, 1-25-17
Most Free Throws Attempted.....	17, 4th quarter, Oklahoma, 2-17-16
Highest Free Throw % (min 10).....	100.0% (10/10), 4th quarter, vs. Grand Canyon, 11-24-15
Most 3-Point FGM.....	7, 2nd quarter, Oklahoma State, 2-11-17
Most 3-Point FGA.....	11, 4x, last in 2nd quarter, vs. Baylor, 3-6-17
Highest 3-Point % (min 10).....	70.0% (7/10), 2nd quarter, Oklahoma State, 2-11-17
Most Assists.....	11, 3x, 1st quarter vs. Niagara, 12-29-18
Most Blocks.....	5, 4x, last, 3rd quarter, Ole Miss, 12-4-16
Most Steals.....	8, 2nd quarter, at Kansas, 1-3-16

Individual

Most Points.....	16 by Tynice Martin, 1st quarter, at Texas, 1-28-19
Rebounds.....	10 by Teana Muldrow, 4th quarter, Morehead State, 11-30-16
Highest Field Goal % (min. 5)...	100.0 %, (5/5), 3x, last, L. Montgomery, 1st quarter, Morehead State, 11-30-16
Most Free Throws Made.....	8 by Tynice Martin, 4th quarter, at Kansas, 1-18-17
Most Free Throws Attempted.....	10 by Tynice Martin, 4th quarter, at Kansas, 1-18-17
Highest Free Throw % (min. 5).....	100.0% (6/6), 2x, last by Teana Muldrow, 4th quarter, at Oklahoma, 2-7-17
Most 3-Point FGM.....	4, by Katrina Pardee, 4th quarter, at TCU, 12-28-17
Most 3-Point FGA.....	6, by Katrina Pardee, 4th quarter, at TCU, 12-28-17
Highest 3-Point % (min. 4).....	75.0% (3/4), by Tynice Martin, vs. Baylor, 3-6-17
Most Assists.....	6, 2x, last Katrina Pardee, 1st quarter, Longwood, 12-17-16
Most Blocks.....	4, 2x, last by Lanay Montgomery, 1st quarter, at TCU, 12-29-16
Most Steals.....	3, 9x, last 3rd quarter by Katrina Pardee, vs. Oklahoma, 3-4-17

OPPONENT QUARTER RECORDS

Team

Most Points.....	34, 4th quarter, at TCU, 1-24-16
Fewest Points.....	3, 2x, last 1st quarter vs. Niagara, 12-29-18
Most Rebounds.....	19, 4th quarter, at Ohio State, 3-20-16
Highest Field Goal %.....	71.4%, (10/14), 3rd quarter, vs. Elon, 3-17-17
Lowest Field Goal %.....	6.3 % (1-16), 3rd quarter, vs. Eastern Kentucky, 12-15-18
Most Free Throws Made.....	13, 4th quarter, Baylor, 1-4-17
Most Free Throws Attempted.....	14, 2x, last, 4th quarter, Baylor, 1-4-17
Highest Free Throw %.....	100.0% (9/9), 4th quarter, at TCU, 1-24-16
Most 3-Point FGM.....	5, 3x, last, 3rd quarter, Texas Tech, 1-25-17
Most 3-Point FGA.....	11, 4th quarter, Mount St. Mary's, 12-21-16
Highest 3-Point %.....	100.0% (4/4), 3rd quarter, at Baylor, 1-12-16
Most Assists.....	9, 3rd quarter, at Baylor, 1-21-17
Most Blocks.....	4, 4x, last 4th quarter, at Baylor, 1-21-17
Most Steals.....	7, 4th quarter, Elon, 12-28-15

Individual

Most Points.....	17, Kelsey Mitchell, 3rd quarter, at Ohio State, 3-20-16
Rebounds.....	8, by Kalani Brown, 1st quarter, Baylor, 1-4-17
Highest Field Goal % (min. 5)...	100%, (5/5), by I. CookTaylor, 4th quarter, Texas Tech, 1-25-17
Most Free Throws Made.....	7, by Kelsey Mitchell, 3rd quarter, at Ohio State, 3-20-16
Most Free Throws Attempted.....	8, 3x, last by Jessica Washington, 3rd quarter, at Kansas, 1-18-17
Highest Free Throw % (min. 5).....	100.0%, (6/6), by Megan Deines, 4th quarter, vs. K-State, 3-5-16
Most 3-Point FGM.....	3, 7x, last by K. Wesemann, 4th quarter, Kansas State, 2-15-17
Most 3-Point FGA.....	6, by AJ Alix, 3rd quarter, at TCU, 12-29-16
Highest 3-Point % (min. 4)....	75.0% (3/4), by K. Wesemann, 4th quarter, Kansas State, 2-15-17
Most Assists.....	5, 2x, last by Zahna Medley, 3rd quarter, TCU, 2-24-16
Most Blocks.....	3, 4x, last by Bridget Carleton, 4th quarter, at Iowa State, 2-18-17
Most Steals.....	3, 5x, last by Kaylee Jensen, 1st quarter, at Oklahoma State, 2-25-17

STREAKS

Consecutive Games in Double-Figure Scoring (5+ Games)

Player.....	Streak.....	Date Started
-------------	-------------	--------------

Consecutive Games with a Made Field Goal (5+ Games)

Player.....	Streak.....	Date Started
-------------	-------------	--------------

Tynice Martin.....	77.....	Feb. 13, 2017
Madisen Smith.....	23.....	Jan. 6, 2019
Kari Niblack.....	20.....	Jan. 23, 2019

Consecutive Games with A Rebound (+5 Games)

Player.....	Streak.....	Date Started
-------------	-------------	--------------

Tynice Martin.....	52.....	Nov. 10, 2017
Kari Niblack.....	35.....	Nov. 6, 2018
Lucky Rudd.....	24.....	Jan. 9, 2019

Consecutive Free Throws Made (+5)

Player.....	Streak.....	Date Started
-------------	-------------	--------------

2019-20 OVERALL STATS

Game Records

Record	Overall	Home	Away	Neutral
ALL GAMES	4-0	4-0	0-0	0-0
CONFERENCE	0-0	0-0	0-0	0-0
NON-CONFERENCE	4-0	4-0	0-0	0-0

Score by Periods

Team	1st	2nd	3rd	4th	OT	TOT
West Virginia	69	67	79	71	0	286
Opponents	41	44	46	38	0	169

Team Box Score

No.	Player				Total		3-Point		F-Throw		Rebounds														
		GP-GS	MIN	AVG	FG-FGA	FG%	3FG-FGA	3FG%	FT-FTA	FT%	OFF	DEF	TOT	AVG	PF	DQ	A	TO	BLK	STL	PTS	AVG			
2	GONDREZICK, Kysre	4-4	121:19	30.3	32-58	.552	14-27	.519	8-9	.889	1	10	11	2.8	3	0	9	10	0	4	86	21.5			
5	MARTIN, Tynice	2-1	49:49	24.9	7-21	.333	5-16	.313	4-4	1.000	2	5	7	3.5	0	0	2	1	0	1	23	11.5			
14	NIBLACK, Kari	4-4	96:24	24.1	13-24	.542	0-1	.000	11-19	.579	9	12	21	5.3	11	1	5	6	6	3	37	9.3			
12	MARTINEZ, Esmery	4-0	79:23	19.8	15-34	.441	0-4	.000	3-6	.500	14	22	36	9.0	10	0	2	8	2	8	33	8.3			
24	MCELROY, Arleighshya	4-0	55:18	13.8	7-16	.438	2-6	.333	10-11	.909	3	9	12	3.0	5	0	1	6	0	3	26	6.5			
3	DEANS, Kirsten	4-0	82:53	20.7	7-18	.389	3-7	.429	8-10	.800	5	7	12	3.0	11	1	10	7	0	2	25	6.3			
30	SMITH, Madisen	4-4	109:09	27.3	9-28	.321	4-11	.364	1-2	.500	0	9	9	2.3	7	0	14	6	0	5	23	5.8			
31	NORRIS, Rochelle	4-1	74:11	18.5	8-18	.444	0-0	.000	2-6	.333	6	12	18	4.5	9	0	1	9	6	1	18	4.5			
4	RUDD, Lucky	4-3	79:18	19.8	3-11	.273	1-5	.200	2-3	.667	0	9	9	2.3	6	0	11	2	2	3	9	2.3			
22	EJIOFOR, Blessing	4-3	52:15	13.1	3-13	.231	0-0	.000	0-0	.000	8	9	17	4.3	10	0	1	8	1	1	6	1.5			
Team											8	8	16					1							
Total		4	800		104-241	.432	29-77	.377	49-70	.700	56	112	168	42.0	72	2	56	64	17	31	286	71.5			
Opponents		4	800		54-195	.277	19-74	.257	42-61	.689	32	83	115	28.8	73	-	31	79	11	24	169	42.3			

Team Statistics

	WVU	OPP
Scoring	286	169
Points per game	71.5	42.3
Scoring margin	+29.3	-
Field goals-att	104-241	54-195
Field goal pct	.432	.277
3 point fg-att	29-77	19-74
3-point FG pct	.377	.257
3-pt FG made per game	7.3	4.8
Free throws-att	49-70	42-61
Free throw pct	.700	.689
F-Throws made per game	12.3	10.5
Rebounds	168	115
Rebounds per game	42.0	28.8
Rebounding margin	+13.3	-
Assists	56	31
Assists per game	14.0	7.8
Turnovers	64	79
Turnovers per game	16.0	19.8
Turnover margin	+3.8	-
Assist/turnover ratio	0.9	0.4
Steals	31	24
Steals per game	7.8	6.0
Blocks	17	11
Blocks per game	4.3	2.8
Winning streak	4	-
Home win streak	4	-
Attendance	15359	0
Home games-Avg/Game	4-3840	0-0
Neutral site-Avg/Game	-	0-0

Team Results

Date	Opponent		Score	Att.
11/07/2019	Saint Francis (PA)	W	74-45	1197
11/10/2019	Presbyterian	W	56-40	1382
11/17/2019	Radford	W	74-37	2117
11/21/2019	Coppin St.	W	82-47	10663

2019-20 GAME-BY-GAME

Opponent	Date	Score		FG-FGA	PCT	3FG-FGA	PCT	FT-FTA	PCT	OFF	DEF	TOT	AVG	PF	A	TO	BLK	STL	PTS	AVG
Saint Francis (PA)	11/07/2019	74-45	W	29-61	.475	4-13	.308	12-20	.600	13	26	39	39.0	18	12	13	4	8	74	74.0
Presbyterian	11/10/2019	56-40	W	21-55	.382	7-19	.368	7-9	.778	17	34	51	45.0	19	14	26	4	4	56	65.0
Radford	11/17/2019	74-37	W	26-59	.441	8-18	.444	14-16	.875	11	26	37	42.3	19	15	13	9	9	74	68.0
Coppin St.	11/21/2019	82-47	W	28-66	.424	10-27	.370	16-25	.640	15	26	41	42.0	16	15	12	0	10	82	71.5
Total		286		104-241	.432	29-77	.377	49-70	.700	56	112	168	42.0	72	56	64	17	31	286	71.5
Opponents		169		54-195	.277	19-74	.257	42-61	.689	32	83	115	28.8	73	31	79	11	24	169	42.3

West Virginia Averages

Games Played	Points/game	FG Pct	3FG Pct	FT Pct	Rebounds/game	Assists/game	Turnovers/game	Assist/Turnover ratio	Steals/game	Blocks/game
4	71.5	43.2	37.7	70.0	42.0	14.0	16.0	0.9	7.8	4.3

2019-20 GAME HIGHS

West Virginia - Game Highs

POINTS	82		Coppin St. (11/21/2019)
	74		Radford (11/17/2019)
	74		Saint Francis (PA) (11/07/2019)
	56		Presbyterian (11/10/2019)
FIELD GOALS MADE	29		Saint Francis (PA) (11/07/2019)
	28		Coppin St. (11/21/2019)
FIELD GOAL ATTEMPTS	66		Coppin St. (11/21/2019)
	61		Saint Francis (PA) (11/07/2019)
FIELD GOAL PERCENTAGE	.475	(29-61)	Saint Francis (PA) (11/07/2019)
	.441	(26-59)	Radford (11/17/2019)
3 PT FG MADE	10		Coppin St. (11/21/2019)
	8		Radford (11/17/2019)
3 PT FG ATTEMPTS	27		Coppin St. (11/21/2019)
	19		Presbyterian (11/10/2019)
3 PT FG PERCENTAGE	.444	(8-18)	Radford (11/17/2019)
	.370	(10-27)	Coppin St. (11/21/2019)
FREE THROWS MADE	16		Coppin St. (11/21/2019)
	14		Radford (11/17/2019)
FREE THROW ATTEMPTS	25		Coppin St. (11/21/2019)
	20		Saint Francis (PA) (11/07/2019)
FREE THROW PERCENTAGE	.875	(14-16)	Radford (11/17/2019)
	.778	(7-9)	Presbyterian (11/10/2019)
REBOUNDS	51		Presbyterian (11/10/2019)
	41		Coppin St. (11/21/2019)
ASSISTS	15		Coppin St. (11/21/2019)
	15		Radford (11/17/2019)
STEALS	10		Coppin St. (11/21/2019)
	9		Radford (11/17/2019)
BLOCKED SHOTS	9		Radford (11/17/2019)
	4		Presbyterian (11/10/2019)
	4		Saint Francis (PA) (11/07/2019)
TURNOVERS	26		Presbyterian (11/10/2019)
	13		Radford (11/17/2019)
	13		Saint Francis (PA) (11/07/2019)
FOULS	19		Radford (11/17/2019)
	19		Presbyterian (11/10/2019)

INDIVIDUAL SEASON & CAREER STATS

Summary

Player	Season Statistics										Career Statistics									
	GP-GS	MIN/G	FG%	3FG%	FT%	R/G	A/G	STL	BLK	PTS/G	GP-GS	MIN/G	FG%	3FG%	FT%	R/G	A/G	STL	BLK	PTS/G
DEANS, Kirsten	4-0	20.7	.389	.429	.800	3.0	2.5	2	0	6.3	4-0	20.7	.389	.429	.800	3.0	2.5	2	0	6.3
EJIOFOR, Blessing	4-3	13.1	.231	.000	.000	4.3	0.3	1	1	1.5	4-3	13.1	.231	.000	.000	4.3	0.3	1	1	1.5
GONDREZICK, Kysre	4-4	30.3	.552	.519	.889	2.8	2.3	4	0	21.5	9-8	30.8	.462	.377	.706	3.1	3.2	16	1	16.9
MARTIN, Tynice	2-1	24.9	.333	.313	1.000	3.5	1.0	1	0	11.5	104-68	31.8	.392	.346	.822	4.4	1.9	149	17	15.5
MARTINEZ, Esmerly	4-0	19.8	.441	.000	.500	9.0	0.5	8	2	8.3	4-0	19.8	.441	.000	.500	9.0	0.5	8	2	8.3
MCELROY, Arleighshya	4-0	13.8	.438	.333	.909	3.0	0.3	3	0	6.5	4-0	13.8	.438	.333	.909	3.0	0.3	3	0	6.5
NIBLACK, Kari	4-4	24.1	.542	.000	.579	5.3	1.3	3	6	9.3	37-9	21.9	.519	.000	.632	6.8	0.5	23	46	9.6
NORRIS, Rochelle	4-1	18.5	.444	.000	.333	4.5	0.3	1	6	4.5	4-1	18.5	.444	.000	.333	4.5	0.3	1	6	4.5
RUDD, Lucky	4-3	19.8	.273	.200	.667	2.3	2.8	3	2	2.3	30-22	28.0	.327	.268	.793	3.4	2.3	39	4	6.4
SMITH, Madisen	4-4	27.3	.321	.364	.500	2.3	3.5	5	0	5.8	37-33	30.8	.361	.330	.623	2.4	4.0	53	2	7.2

Scoring

Player	Season Statistics								Career Statistics							
	FG-FGA	FG%	3FG-3FGA	3FG%	FT-FTA	FT%	PTS	PTS/G	FG-FGA	FG%	3FG-3FGA	3FG%	FT-FTA	FT%	PTS	PTS/G
DEANS, Kirsten	7-18	.389	3-7	.429	8-10	.800	25	6.3	7-18	.389	3-7	.429	8-10	.800	25	6.3
EJIOFOR, Blessing	3-13	.231	0-0	.000	0-0	.000	6	1.5	3-13	.231	0-0	.000	0-0	.000	6	1.5
GONDREZICK, Kysre	32-58	.552	14-27	.519	8-9	.889	86	21.5	54-117	.462	20-53	.377	24-34	.706	152	16.9
MARTIN, Tynice	7-21	.333	5-16	.313	4-4	1.000	23	11.5	571-1458	.392	187-540	.346	282-343	.822	1611	15.5
MARTINEZ, Esmerly	15-34	.441	0-4	.000	3-6	.500	33	8.3	15-34	.441	0-4	.000	3-6	.500	33	8.3
MCELROY, Arleighshya	7-16	.438	2-6	.333	10-11	.909	26	6.5	7-16	.438	2-6	.333	10-11	.909	26	6.5
NIBLACK, Kari	13-24	.542	0-1	.000	11-19	.579	37	9.3	112-216	.519	0-1	.000	132-209	.632	356	9.6
NORRIS, Rochelle	8-18	.444	0-0	.000	2-6	.333	18	4.5	8-18	.444	0-0	.000	2-6	.333	18	4.5
RUDD, Lucky	3-11	.273	1-5	.200	2-3	.667	9	2.3	52-159	.327	19-71	.268	69-87	.793	192	6.4
SMITH, Madisen	9-28	.321	4-11	.364	1-2	.500	23	5.8	90-249	.361	37-112	.330	48-77	.623	265	7.2

Totals

Player	Season Statistics								Career Statistics							
	O-REB	D-REB	TOTAL	PF	FO	A	TO	A/TO	O-REB	D-REB	TOTAL	PF	FO	A	TO	A/TO
DEANS, Kirsten	5	7	12	11	1	10	7	1.4	5	7	12	11	1	10	7	1.4
EJIOFOR, Blessing	8	9	17	10	0	1	8	0.1	8	9	17	10	0	1	8	0.1
GONDREZICK, Kysre	1	10	11	3	0	9	10	0.9	5	23	28	9	0	29	26	1.1
MARTIN, Tynice	2	5	7	0	0	2	1	2.0	68	386	454	153	0	193	168	1.1
MARTINEZ, Esmerly	14	22	36	10	0	2	8	0.3	14	22	36	10	0	2	8	0.3
MCELROY, Arleighshya	3	9	12	5	0	1	6	0.2	3	9	12	5	0	1	6	0.2
NIBLACK, Kari	9	12	21	11	1	5	6	0.8	105	147	252	130	7	17	68	0.3
NORRIS, Rochelle	6	12	18	9	0	1	9	0.1	6	12	18	9	0	1	9	0.1
RUDD, Lucky	0	9	9	6	0	11	2	5.5	24	77	101	60	2	69	47	1.5
SMITH, Madisen	0	9	9	7	0	14	6	2.3	15	73	88	81	2	148	105	1.4

2019-20 POINTS-REBOUNDS-ASSISTS

West Virginia Points-Rebounds-Assists

Opponent	Date	Score		2 GONDREZICK	3 DEANS,KIRS	4 RUDD,LUCKY	5 MARTIN,TYN	12 MARTINEZ,E	14 NIBLACK,KA
Saint Francis (PA)	11/07/19	74-45	W	24-1-2	7-3-2	2-5-5	DNP	9-8-1	10-7-0
Presbyterian	11/10/19	56-40	W	20-6-2	4-6-2	3-1-1	DNP	6-11-1	6-2-2
Radford	11/17/19	74-37	W	22-3-3	4-1-3	3-2-3	6-1-0	8-8-0	8-7-0
Coppin St.	11/21/19	82-47	W	20-1-2	10-2-3	1-1-2	17-6-2	10-9-0	13-5-3
Opponent	Date	Score		22 EJIOFOR,BL	24 MCELROY,AR	30 SMITH,MADI	31 NORRIS,ROC		
Saint Francis (PA)	11/07/19	74-45	W	2-4-0	8-3-0	2-1-1	10-4-1		
Presbyterian	11/10/19	56-40	W	2-5-1	4-2-0	9-4-5	2-6-0		
Radford	11/17/19	74-37	W	2-3-0	10-3-1	10-2-5	1-2-0		
Coppin St.	11/21/19	82-47	W	0-5-0	4-4-0	2-2-3	5-6-0		

Nov. 7 vs. St. Francis



Official Basketball Box Score - Final
St. Francis (PA) at West Virginia
 11/08/19 WVU Coliseum, Morgantown
 Saint Francis at West Virginia

Game Time: 12:00 AM
 Game Duration: 1:57
 Attendance: 1,197

Officials: Michael McConnell, Kevin Petraitis, Bianca Burns

St. Francis (PA) - 45

Record: 0-1

NO.	Name	Min	FG	3P	FT	Rebounds	Fouls	TP	AS	TO	ST	Blocks	+/-	
			M-A	M-A	M-A	OR DR TOT	PF	FD						
15	Haley Thomas	F 17:30	0-1	0-0	1-2	1 1 2	2 2	1 0	3	0	1	1	-2	
31	Sam Miller	F 24:32	5-12	2-4	2-2	1 5 6	4 3	14	0	0	1	0	-11	
3	Karson Swogger	G 31:00	3-12	2-6	3-4	1 2 3	1 3	11	2	4	1	0	-18	
13	Sam Sabino	G 21:59	1-5	1-3	2-3	1 3 4	2 1	5	3	2	1	0	-2	
14	Lil Benzell	G 21:01	2-9	2-8	0-0	1 1 2	3 1	6	2	2	1	0	-2	
05:41		0-0	0-0	2-2	0 1	1 1	1 2	0	0	0	0	0	-8	
21	Kayley Kovac	11:53	0-0	0-0	0-0	0 2 2	3 0	0 0	2 1	0 0	0 0	0	-16	
12	Katie Detwiler	00	0-0	0-0	0-0	0 1 3	2 4	2 1	4	0	1	1	-27	
00	Phee Allen	18:29	0-6	0-2	2-4	0 1 1	0 2	0 1	3	0	0	0	-7	
22	Jenna Mastellone	13:10	0-2	0-0	0-0	0 1 1	0 2	0 1	3	0	0	0	-7	
2	Halie Murphy	09:19	0-2	0-1	0-0	0 0 0	1 0	0 0	1	0	0	0	-18	
11	Jada Dapaa	18:56	1-2	0-1	2-2	3 3 6	1 1	4	0	1	0	0	-24	
20	Caitlin Carroll	06:30	0-0	0-0	0-0	0 0 0	0 0	0 0	1	0	0	0	-10	
Team						4 3 7								
Totals			12-51	7-25	14-19	14 23 37	20 18	45	9	23	5	2	4	-29

Technical Fouls: NONE

Dead Ball Rebounds: 3/0

West Virginia - 74

Record: 1-0

NO. Name	Min	FG	3P	FT	Rebounds	Fouls	TP	AS	TO	ST	Blocks	+	-
		M-A	M-A	M-A	OR DR TOT	PF	FD				BS	BA	
14 Karl Niblack	F 23:51	4-8	0-0	2-5	3 4 7	4 4	10	0	1	0	0	0	11
22 Blessing Ejorlor	C 10:27	1-4	0-0	0-0	0 2 2	4 0	2 0	2 1	1	0	0	0	0
2 Kysre Gondrezick	G 34:45	8-17	4-8	4-4	0 1 1	0 4	24	2	2	2	0	0	12
4 Lucky Rudd	G 25:31	1-5	0-2	0-0	0 5 5	3 1	2 5	0	0	0	0	0	24
30 Madison Smith	G 21:38	1-5	0-1	3-4	1 5 6	3 2	1 2	1	2	1	0	1	10
3 Kirsten Deans	23:07	2-4	0-0	3-4	2 1 3	2 5	7 2	2	0	0	0	0	26
31 Rochelle Norris	24:53	5-8	0-0	0-1	2 2 4	0 1	10	1	1	1	3	0	20
24 Arleighshya McElroy	16:10	3-4	0-1	2-2	0 3 3	2 1	8 0	3	2	0	0	0	18
12 Esmery Martinez	19:38	4-6	0-1	1-4	2 6 8	2 2	9 1	1	1	1	1	0	25
Team					2 1 3		0						
Totals		29-61	4-13	12-20	13 26 39	18 20	74	12	13	8	4	2	29

Technical Fouls: NONE

Dead Ball Rebounds: 4/1

	SFU	WVU
Biggest lead	6 (1 st 6:29)	29 (4 th 0:04)
Best Scoring Run	6 (3 rd 5:42)	13 (2 nd 0:01)
Lead Changes	7	
Times Tied	6	
Time with Lead	05:46	31:32



Nov. 17 vs. Radford



Official Basketball Box Score - Final
Radford at West Virginia
 11/17/19 Beckley Convention Center, Beckley, W. Va.
 Radford vs. West Virginia

Game Time: 7:00 PM
 Game Duration: 1:39
 Attendance: 2,117

Officials: Brian Hall, Mq Forsberg, Sall Echo

Radford - 37

Record: 1-2

NO.	Name	Min	FG	3P	FT	OR	Reb	Fouls	TP	AS	TO	ST	Blocks	BS	BA	+/-	
			M-A	M-A	M-A	OR	DR	TOT	PF	FD							
23	Tina Underfield	F 17:00	0-2	0-1	0-0	0	2	2	0	0	0	0	0	0	0	-16	
23	Aiden Rainford	F 23:32	2-6	0-0	1-2	0	2	0	2	3	6	5	1	1	0	-28	
50	Sydney Nunley	C 25:29	6-10	0-0	0-0	4	5	9	5	0	12	0	2	0	1	-29	
4	Khiana Johnson	G 24:25	2-12	1-4	4-4	0	4	4	1	4	9	3	3	1	0	-27	
5	Jen Falconer	G 29:18	0-3	0-1	0-0	0	2	2	1	2	0	3	3	1	0	-34	
35	Amele Ngwafang	17:21	0-3	0-0	1-2	1	0	1	3	3	1	0	3	0	0	-13	
14	Makaila Wilson	23:58	1-6	1-2	2-2	0	0	0	3	1	5	1	2	1	0	-22	
12	Bryonna McClean	19:19	0-3	0-0	0-0	0	3	3	0	0	1	0	1	3	1	-22	
00	Rachel LaLonde	06:22	0-0	0-0	0-0	0	2	2	0	0	0	1	0	1	0	-6	
3	Ariel Williams	06:00	1-2	0-0	0-0	0	0	0	0	0	1	2	1	1	0	0	
30	Tayse Johnson	03:38	1-1	0-0	0-0	1	1	2	1	0	2	0	0	0	0	1	
42	Laney Corbin	03:38	0-0	0-0	1-2	0	0	0	0	1	1	0	0	0	0	1	
Team						2	4	6		0		2					
Totals				13-48	2-8	9-12	10	23	33	17	19	37	10	21	4	5	-37

Technical Fouls: NONE

Dead Ball Rebounds: 1/0

West Virginia - 74

Record: 3-0

NO. Name	Min	FG	3P	FT	Rebounds	Fouls	TP	AS	TO	ST	Blocks	+	-
		M-A	M-A	M-A	OR DR TOT	PF	FD				BS	BA	
14 Karl Niblack	F 28:47	3-8	0-0	2-3	2 2 5	2 6	8 0	2	2	5	2	37	
22 Blessing Ejorlor	C 11:14	1-3	0-0	0-0	1 2 3	2 0	2 0	2 0	1 1	8			
2 Kysre Gondrezick	G 29:30	8-13	3-5	3-3	0 3 3	1 3	22	3	3	1	0	0	30
4 Lucky Rudd	G 16:21	1-3	0-1	1-1	0 2 2	1 1	3 3	1	0	2	0	8	
30 Madison Smith	G 25:53	4-7	2-4	0-0	0 2 2	1 10	5 1	1	0	0	0	23	
5 Tyrice Martin	19:22	2-9	2-6	0-0	0 1 1	0 1	6 0	0 1	0 0	2 5			
12 Esmery Martinez	19:14	4-9	0-0	0-0	5 3 8	4 0	8 0	1	3	0	0	25	
31 Rochelle Norris	15:21	0-1	0-0	1-2	1 1 2	3 1	1 0	1 0	1 0	1 2			
3 Kirsten Deans	17:09	1-2	0-0	2-2	0 1 1	3 2	4 3	1	0	0	0	19	
24 Arleighshya McElroy	13:09	2-4	1-2	5-5	0 3 3	2 3	10 1	1	1	0	0	8	
Team					2 3 5		0		0				
Totals		26-59	8-18	14-16	11 26 37	19 17	74	15	13	9	5	37	

Technical Fouls: NONE

Dead Ball Rebounds: 1/1

	RAD	WVU
Biggest lead	2 (1 st 8:15)	41 (4 th 2:52)
Best Scoring Run	5 (4 th 6:32)	19 (4 th 7:42)
Lead Changes	1	
Times Tied	2	
Time with Lead	00:27	36:28



Nov. 11 vs. Presbyterian



Official Basketball Box Score - Final
Presbyterian at West Virginia
 11/10/19 WVU Coliseum, Morgantown
 2019-20 Women's Basketball

Game Time: 7:00 PM
 Game Duration: 1:50
 Attendance: 1,382

Officials: Scott Yarbrough, Amy Bonner, Josh Howell

Presbyterian - 40

Record: 1-1

NO. Name	Min	FG	3P	FT	Rebounds	Fouls	TP	AS	TO	ST	Blocks	+	-
		M-A	M-A	M-A	OR DR TOT	PF	FD				BS	BA	
4 Bri Gibbs	F 22:46	2-7	0-2	0-0	0 1 1	2 1	4 0	1	2	0	0	-12	
15 Teles Santos	F 33:50	3-7	2-5	0-0	1 0 0	4 0	8 2	0	2	0	1	0	-12
32 Jade Compton	F 39:30	1-12	0-2	2-2	2 2 3	5 2	3 4	0	2	0	0	1	-18
11 Kacie Hall	G 28:39	0-3	0-2	5-6	0 3 3	1 3	5 2	2	0	0	0	-18	
14 Trinity Johnson	G 29:02	4-10	2-5	4-4	0 1 1	4 6	14	2	2	3	0	-3	
22 Tianna Carter	10:58	0-2	0-0	0-0	1 0 1	4 1	0 0	4	1	1	1	-2	
12 Le'Mesha Madden	25:05	1-4	1-3	0-0	0 1 1	1 2	3 2	2	2	1	0	0	-13
35 Alessia Capley	08:42	1-2	0-1	0-2	0 3 3	2 3	2 0	1	0	0	1	3	
20 Georgia Stockton	00:59	0-0	0-0	0-0	0 0 0	0 0	0 0	0 0	0 0	0 0	0 0	0	
30 Briley Buckner	10:29	0-2	0-2	0-0	0 1 1	0 0	0 0	0 0	0 0	0 0	0 0	-5	
Team					1 4 5		0		1				
Totals		12-49	5-22	11-14	4 17	21	20	140	8	15	9	2	-16

Technical Fouls: NONE

Dead Ball Rebounds: 1/0

West Virginia - 55

Record: 2-0

NO. Name	Min	FG	3P	FT	Rebounds	Fouls	TP	AS	TO	ST	Blocks	BA	+	
		M-A	M-A	M-A	OR DR TOT	PF	FD				BS	BA		
14 Karl Niblack	F 14:29	2-2	0-0	2-2	1 1 2	5 1	6 2	3	0	0	1	0	10	
22 Blessing Ejorlor	C 19:47	1-4	0-0	0-0	2 3 5	4 2	2 2	1	4	0	0	0	2	
2 Kysre Gondrezick	G 34:12	8-16	4-8	0-0	1 5 6	0 2	20	2	2	0	0	0	12	
4 Lucky Rudd	G 23:37	1-2	1-2	0-0	0 1 1	0 1	3 1	1	1	0	0	9		
30 Madison Smith	G 33:03	3-9	2-4	1-2	0 4 4	2 2	1 9	5	2	2	0	1	10	
31 Rochelle Norris	15:23	1-3	0-0	0-1	2 4 6	4 4	2 0	5	0	2	0	0	12	
3 Kirsten Deans	25:47	1-5	0-3	2-2	3 3 6	1 6	4 2	3	3	2	0	9		
24 Esmery Martinez	21:45	3-8	0-1	0-0	2 9 11	2 2	6 1	4	0	1	1	11		
24 Arleighshya McElroy	11:57	1-6	0-1	2-2	2 0 2	1 3	4 0	1	0	0	0	5		
Team					4 4 8		0		1					
Totals		21-55	7-19	7-9	17 34	51	19	20	58	14	26	4	2	16

Technical Fouls: NONE

Dead Ball Rebounds: 2/1

	PRE	WVU
Biggest lead	0 (1 st 10:00)	26 (4 th 4:16)
Best Scoring Run	10 (4 th 0:11)	8 (4 th 4:16)
Lead Changes	0	2
Times Tied	0	2
Time with Lead	00:00	39:18



Nov. 21 vs. Coppin State



2 | KYSRE GONDREZICK

Guard • 5-9 • r-Jr. • Benton Harbor, Mich. • Michigan

- Daughter of Grant Gondrezick and Lisa Harvey
- Birthday is July 27
- Father, Grant, played basketball at Pepperdine and in the NBA
- Mother, Lisa, won a national title while playing basketball at Louisiana Tech
- Sister, Kalabrya, plays basketball at Michigan State
- Major is multidisciplinary studies

2019-20 Game-By-Game

#2 GONDREZICK, Kysre

Opponent	Date	GS	MIN	Total		3-Pointers		Free throws		Rebounds				PF	A	T/O	BLK	STL	PTS	AVG	
				FG	FGA	PCT	3FG	3FGA	PCT	FT	FTA	PCT	OFF								DEF
Saint Francis (PA)	11/07/2019	*	35	8-17	.471	4-8	.500	4-4	1.000	0	1	1	1.0	0	2	2	0	2	24	24.0	
Presbyterian	11/10/2019	*	34	8-16	.500	4-8	.500	0-0	.000	1	5	6	3.5	0	2	2	0	0	20	22.0	
Radford	11/17/2019	*	30	8-13	.615	3-5	.600	3-3	1.000	0	3	3	3.3	1	3	3	0	1	22	22.0	
Coppin St.	11/21/2019	*	23	8-12	.667	3-6	.500	1-2	.500	0	1	1	2.8	2	2	3	0	1	20	21.5	
Totals			4	121	32-58	.552	14-27	.519	8-9	.889	1	10	11	2.8	3	9	10	0	4	86	21.5

Player Averages

Games Played	Minutes/game	Points/game	FG Pct	3FG Pct	FT Pct	Rebounds/game	Assists/game	Turnovers/game	Assist/Turnover ratio	Steals/game	Blocks/game
4	30.3	21.5	55.2	55.2	88.9	2.8	2.3	2.5	0.9	1.0	0.0

Season Highs

Points24 vs. SFU (11/7/19)
 Minutes35 vs. SFU (11/7/19)
 FGM 8, 4x, last vs. CSU (11/21/19)
 FGA17 vs. SFU (11/7/19)
 FG%66.7% vs. CSU (11/21/19)
 3FGM4, 2x, last vs. PC (11/10/19)
 3FGA8, 2x, last vs. PC (11/10/19)
 3FG%60.0%, vs. RU (11/17/19)
 FTM4 vs. SFU (11/7/19)
 FTA4 vs. SFU (11/7/19)
 FT% 100%, 2x, last vs. RU (11/17/19)
 Rebounds 6 vs. PC (11/10/19)
 Assists3 vs. RU (11/17/19)
 Turnovers 3, 2x, last vs. CSU (11/21/19)
 BlocksN/A
 Steals2 vs. SFU (11/7/19)

Career Highs

Points24 vs. SFU (11/7/19)
 Minutes 40 vs. Iowa (11/23/18)
 FGM 8, 5x, last vs. CSU (11/21/19)
 FGA 17, 2x, last vs. SFU (11/7/19)
 FG%66.7% vs. CSU (11/21/19)
 3FGM4, 2x, last vs. PC (11/10/19)
 3FGA8, 3x, last vs. PC (11/10/19)
 3FG% 60.0% vs. RU (11/17/19)
 FTM 6, vs. ECU (11/24/18)
 FTA 9 vs. ECU (11/24/18)
 FT% 100%, 2x, last vs. RU (11/17/19)
 Rebounds6, 2x, last vs. PC (11/10/19)
 Assists 8 at Pitt (12/8/18)
 Turnovers 4, 2x, last at Pitt (12/8/18)
 Blocks1 vs. Missouri (12/2/18)
 Steals6 vs. Iowa (11/23/18)



3 | KK DEANS

Guard • 5-8 • Fr. • Greensboro, N.C. • Connections Academy

- A five-star ESPN Hoop Gurlz prospect
- Rated as the No. 11 player at her position and the No. 51 player overall in her recruiting class
- Ranked the No. 10 combo guard and is a top-50 player by the Collegiate Girls Basketball Report
- Considered a four-star recruit by Prospects Nation
- Played for Westridge Academy and Connections Academy
- Helped Westridge to a runner-up finish at the 2018 USA Prep Championship and to a No. 21 ranking in the USA TODAY Sports Super 25 Expert Rankings

2019-20 Game-By-Game

#3 DEANS, Kirsten

Opponent	Date	GS	MIN	FG-FGA	PCT	3FG-3FGA	PCT	FT-FTA	PCT	OFF	DEF	TOT	AVG	PF	A	T/O	BLK	STL	PTS	AVG
Saint Francis (PA)	11/07/2019	23		2-4	.500	0-0	.000	3-4	.750	2	1	3	3.0	2	2	2	0	0	7	7.0
Presbyterian	11/10/2019	26		1-5	.200	0-3	.000	2-2	1.000	3	3	6	4.5	1	2	3	0	2	4	5.5
Radford	11/17/2019	17		1-2	.500	0-0	.000	2-2	1.000	0	1	1	3.3	3	3	1	0	0	4	5.0
Coppin St.	11/21/2019	17		3-7	.429	3-4	.750	1-2	.500	0	2	2	3.0	5	3	1	0	0	10	6.3
Totals		0	83	7-18	.389	3-7	.429	8-10	.800	5	7	12	3.0	11	10	7	0	2	25	6.3

Player Averages

Games Played	Minutes/ game	Points/ game	FG Pct	3FG Pct	FT Pct	Rebounds/ game	Assists/ game	Turnovers/ game	Assist/Turnover ratio	Steals/ game	Blocks/ game
4	20.7	6.3	38.9	38.9	80.0	3.0	2.5	1.8	1.4	0.5	0.0

Season/Career Highs

Points 10 vs. CSU (11/21/19)
 Minutes 25 vs. PC (11/10/19)
 FGM 3 vs. CSU (11/21/19)
 FGA 7 vs. CSU (11/21/19)
 FG% 50.0%, 2x, last vs. RU (11/17/19)
 3FGM 3 vs. CSU (11/21/19)
 3FGA 4 vs. CSU (11/21/19)
 FG% 75.0% vs. CSU (11/21/19)
 FTM 3 vs. SFU (11/7/19)
 FTA 4 vs. SFU (11/7/19)
 FT% 100%, 2x, last vs. RU (11/17/19)
 Rebounds 6 vs. PC (11/10/19)
 Assists 3, 2x, last vs. CSU (11/21/19)
 Turnovers 3 vs. PC (11/10/19)
 Blocks N/A
 Steals 2 vs. PC (11/10/19)



4 | LUCKY RUDD

Guard • 5-10 • Sr. • Kernersville, N.C. • NC State

- Real name is Kiana
- Daughter of Janese and Delaney Rudd
- Father played collegiately for Wake Forest and professionally for the Utah Jazz and Portland Trail Blazers.

2019-20 Game-By-Game

#4 RUDD, Lucky

Opponent	Date	GS	MIN	Total		3-Pointers		Free throws		Rebounds				PF	A	T/O	BLK	STL	PTS	AVG	
				FG-FGA	PCT	3FG-3FGA	PCT	FT-FTA	PCT	OFF	DEF	TOT	AVG								
Saint Francis (PA)	11/07/2019	*	26	1-5	.200	0-2	.000	0-0	.000	0	5	5	5.0	3	5	0	0	2	2.0		
Presbyterian	11/10/2019	*	24	1-2	.500	1-2	.500	0-0	.000	0	1	1	3.0	0	1	1	0	0	3	2.5	
Radford	11/17/2019	*	16	1-3	.333	0-1	.000	1-1	1.000	0	2	2	2.7	1	3	1	2	0	3	2.7	
Coppin St.	11/21/2019		14	0-1	.000	0-0	.000	1-2	.500	0	1	1	2.3	2	2	0	0	3	1	2.3	
Totals			3	79	3-11	.273	1-5	.200	2-3	.667	0	9	9	2.3	6	11	2	2	3	9	2.3

Player Averages

Games Played	Minutes/ game	Points/ game	FG Pct	3FG Pct	FT Pct	Rebounds/ game	Assists/ game	Turnovers/ game	Assist/Turnover ratio	Steals/ game	Blocks/ game
4	19.8	2.3	27.3	27.3	66.7	2.3	2.8	0.5	5.5	0.8	0.5

Season Highs

Points 3, 2x, last vs. RU (11/17/19)
 Minutes 25 vs. SFU (11/7/19)
 FGM 1, 3x, last vs. vs. RU (11/17/19)
 FGA 5 vs. SFU (11/7/19)
 FG% 50.0% vs. PC (11/10/19)
 3FGM 1 vs. PC (11/10/19)
 3FGA 2, 2x, last vs. PC (11/10/19)
 FG% 50.0% vs. PC (11/10/19)
 FTM 1, 2x, last vs. CSU (11/21/19)
 FTA 2 vs. CSU (11/21/19)
 FT% 100% vs. RU (11/17/19)
 Rebounds 5 vs. SFU (11/7/19)
 Assists 5 vs. SFU (11/7/19)
 Turnovers 1, 2x, last vs. RU (11/17/19)
 Blocks 2 vs. RU (11/17/19)
 Steals 3 vs. CSU (11/21/19)

Career Highs

Points 22, vs ISU (1/16/19)
 Minutes 39, 2x, last vs. K-State (1/26/19)
 FGM 4, 3x, last vs TCU (2/16/19)
 FGA 11, at Oklahoma (1/13/19)
 FG% 100.0%, 2x, last at KSU (3/9/19)
 3FGM 3, vs ISU (1/16/19)
 3FGA 7, vs. ISU (1/16/19)
 3FG% 50.0%, 9x, last vs. PC (11/10/19)
 FTM 11, vs. ISU (1/16/19)
 FTA 13, vs. ISU (1/16/19)
 FT% 100.0%, 9x, last vs. RU (11/17/19)
 Rebounds 8, vs. K-State (1/26/19)
 Assists 5, 4x, last vs. SFU (11/7/19)
 Turnovers 4, 3x, last at KU (3/2/19)
 Blocks 2 vs. RU (11/17/19)
 Steals 4, 2x, last at OSU (2/20/19)



5 | TYNICE MARTIN

Guard • 6-1 • Sr. • Atlanta, Ga. • Southwest Atlanta Christian Academy

- 2018 Preseason All-Big 12 Team
- Wade Watch List
- Citizen Naismith Watch List
- Big 12 Co-Player of the Week (Jan. 14)
- Big 12 Player of the Week (Feb. 4)
- College Sports Madness National Player of the Week (Feb. 4)
- 2017 Associated Press All-America Honorable Mention
- 2017 Women's Basketball Coaches Association (WBCA) All-America Honorable Mention
- 2017 Unanimous All-Big 12 First Team
- 2017 Big 12 Championship Most Outstanding Player
- 2017 Big 12 Championship All-Tournament Team
- 2017 WBCA All-Region 3
- 2017 Waco Tribune All-Big 12 First Team
- Father, Terry, played one year at Auburn.

2019-20 Game-By-Game

#5 MARTIN, Tynice

Opponent	Date	GS	MIN	Total		3-Pointers		Free throws		Rebounds				PF	A	T/O	BLK	STL	PTS	AVG
				FG	FGA	PCT	3FG	3FGA	PCT	FT	FTA	PCT	OFF	DEF	TOT	AVG				
Radford	11/17/2019		19	2-9	.222	2-6	.333	0-0	.000	0	1	1	1.0	0	0	0	0	1	6	6.0
Coppin St.	11/21/2019	*	30	5-12	.417	3-10	.300	4-4	1.000	2	4	6	3.5	0	2	1	0	0	17	11.5
Totals			1	50	7-21	.333	5-16	.313	4-4	1.000	2	5	7	3.5	0	2	1	0	13	11.5

Player Averages

Games Played	Minutes/ game	Points/ game	FG Pct	3FG Pct	FT Pct	Rebounds/ game	Assists/ game	Turnovers/ game	Assist/Turnover ratio	Steals/ game	Blocks/ game
2	24.9	11.5	33.3	33.3	100.0	3.5	1.0	0.5	2.0	0.5	0.0

Season Highs

Points 17 vs. CSU (11/21/19)
 Minutes 30 vs. CSU (11/21/19)
 FGM 5 vs. CSU (11/21/19)
 FGA 12 vs. CSU (11/21/19)
 FG% 41.7% vs. CSU (11/21/19)
 3FGM 3 vs. CSU (11/21/19)
 3FGA 10 vs. CSU (11/21/19)
 FG% 33.3% vs. RU (11/17/19)
 FTM 4 vs. CSU (11/21/19)
 FTA 4 vs. CSU (11/21/19)
 FT% 100.0% vs. CSU (11/21/19)
 Rebounds 6 vs. CSU (11/21/19)
 Assists 2 vs. CSU (11/21/19)
 Turnovers 1 vs. CSU (11/21/19)
 Blocks N/A
 Steals 1 vs. RU (11/17/19)

Career Highs

Points 35, at Oklahoma (2/7/17)
 Minutes 48, at Oklahoma (2/7/17)
 FGM 14, at Oklahoma (2/7/17)
 FGA 27, at K-State (2/27/19)
 FG% 75.0%, Oklahoma State (2/27/16)
 3FGM 6, 2x, last vs. TCU (2/16/19)
 3FGA 12, at K-State (2/27/19)
 3FG% 100.0%, 5x, last vs. Texas (1/14/17)
 FTM 12, vs. Baylor (3/6/17)
 FTA 15, vs. Baylor (3/6/17)
 FT% 100.0%, 44x, last vs. CSU (11/21/19)
 Rebounds 11, 4x, last vs. ISU (1/16/19)
 Assists 7, Longwood (12/17/16)
 Turnovers 6, Oklahoma (1/8/17)
 Blocks 2, Howard (11/15/16)
 Steals 6, at TCU (12/29/16)

20-Point Games (23)

20... Oklahoma State (2/27/16)
 20... Kansas State (3/5/16)
 27... Howard (11/15/16)
 28... vs. North Carolina A&T (11/22/16)
 21... High Point (11/27/16)
 21... Longwood (12/17/16)
 21... at TCU (12/29/16)
 21... at Kansas (1/18/17)
 25... TCU (2/22/17)
 21... vs. Oklahoma (3/4/17)
 29... vs. Texas (3/5/17)
 26... vs. Elon (3/17/17)
 24... vs. CSU (11/6/18)
 20... vs. Bryant (11/15/18)
 26... vs. Pitt (12/8/18)
 21... vs. Oklahoma State (1/9/19)
 20... at Oklahoma (1/13/19)
 20... vs. Iowa State (1/16/19)
 23... vs. Texas Tech (1/23/19)
 27... at Texas (1/28/19)
 22... vs. Kansas (2/3/19)
 21... vs. TCU (2/16/19)
 22... at Oklahoma State (2/20/19)
 22... vs. Oklahoma (2/23/19)

30-Point Games (3)

35... at Oklahoma (2/7/17)
 30... Oklahoma State (2/11/17)
 32... vs. Baylor (3/6/17)

Double-Doubles (4)



12 | ESMERY MARTINEZ

Forward • 6-2 • Fr. • Hato Mayor Del ray, DR • Hamilton Heights Christian Academy

- Averaged 18.3 points, 14.3 rebounds and 5.9 blocks per game during her career at Hamilton Heights Christian Academy in Chattanooga, Tennessee
- Helped the program finish as the runner-up at the 2018 Geico High School Nationals Tournament, earning all-tournament team honors for her performance
- Named the 2017 MVP of the girls' camp of Basketball Without Borders Americas
- Rated as the No. 49 overall player by ESPNW
- Ranks at No. 8 in the nation among post players
- Came in at No. 25 overall by the All-Star Girls Report
- Ranked at No. 16 at her position by Collegiate Girls Basketball Report
- Represented the Dominican Republic as a member of the junior national team
- Averaged 8.8 points and 5.3 rebounds at the 2018 FIBA Caribbean Women's Championship

2019-20 Game-By-Game

#12 MARTINEZ, Esmery

Opponent	Date	GS	MIN	Total		3-Pointers		Free throws		Rebounds				PF	A	T/O	BLK	STL	PTS	AVG	
				FG	FGA	PCT	3FG	3FGA	PCT	FT	FTA	PCT	OFF								DEF
Saint Francis (PA)	11/07/2019		20	4-6	.667	0-1	.000	1-4	.250	2	6	8	8.0	2	1	1	1	9	9.0		
Presbyterian	11/10/2019		22	3-8	.375	0-1	.000	0-0	.000	2	9	11	9.5	2	1	4	1	0	6	7.5	
Radford	11/17/2019		19	4-9	.444	0-0	.000	0-0	.000	5	3	8	9.0	4	0	1	0	3	8	7.7	
Coppin St.	11/21/2019		19	4-11	.364	0-2	.000	2-2	1.000	5	4	9	9.0	2	0	2	0	4	10	8.3	
Totals			0	79	15-34	.441	0-4	.000	3-6	.500	14	22	36	9.0	10	2	8	2	8	33	8.3

Player Averages

Games Played	Minutes/ game	Points/ game	FG Pct	3FG Pct	FT Pct	Rebounds/ game	Assists/ game	Turnovers/ game	Assist/Turnover ratio	Steals/ game	Blocks/ game
4	19.8	8.3	44.1	44.1	50.0	9.0	0.5	2.0	0.3	2.0	0.5

Season/Career Highs

Points 10 vs. CSU (11/21/19)
 Minutes 21 vs. PC (11/10/19)
 FGM 4, 3x, last vs. CSU (11/21/19)
 FGA 11 vs. CSU (11/21/19)
 FG% 66.7% vs. SFU (11/7/19)
 3FGM 0, 3x, last vs. CSU (11/21/19)
 3FGA 2 vs. CSU (11/21/19)
 3FG% N/A
 FTM 2 vs. CSU (11/21/19)
 FTA 4 vs. SFU (11/7/19)
 FT% 100.0% vs. CSU (11/21/19)
 Rebounds 11 vs. PC (11/10/19)
 Assists 1, 2x, last vs. PC (11/10/19)
 Turnovers 4 vs. PC (11/10/19)
 Blocks 1, 2x, last vs. PC (11/10/19)
 Steals 4 vs. CSU (11/21/19)



14 | KARI NIBLACK

Forward • 6-1 • So. • Leesburg, Fla. • Wildwood HS

- 2019 Big 12 Sixth Man of the Year
- 2019 Big 12 Academic All-Rookie Team
- Played in 33 games with five starts on the year
- Scored in double figures in 17 games with five double-doubles
- Among freshman season leaders, she ranks second in free throws attempted (190), fourth in field goal percentage (.516), third in offensive rebounds (96), fourth in total rebounds (231), ninth in rebounding average (7.0), first in personal fouls (119) and fifth in double-doubles (5)

2019-20 Game-By-Game

#14 NIBLACK, Kari

Opponent	Date	GS	MIN	Total		3-Pointers		Free throws		Rebounds				PF	A	T/O	BLK	STL	PTS	AVG	
				FG	FGA	PCT	3FG	3FGA	PCT	FT	FTA	PCT	OFF								DEF
Saint Francis (PA)	11/07/2019	*	24	4-8	.500	0-0	.000	2-5	.400	3	4	7	7.0	4	0	1	0	0	10	10.0	
Presbyterian	11/10/2019	*	14	2-2	1.000	0-0	.000	2-2	1.000	1	1	2	4.5	5	2	3	1	0	6	8.0	
Radford	11/17/2019	*	29	3-8	.375	0-0	.000	2-3	.667	2	5	7	5.3	2	0	2	5	2	8	8.0	
Coppin St.	11/21/2019	*	29	4-6	.667	0-1	.000	5-9	.556	3	2	5	5.3	0	3	0	0	1	13	9.3	
Totals			4	96	13-24	.542	0-1	.000	11-19	.579	9	12	21	5.3	11	5	6	6	3	37	9.3

Player Averages

Games Played	Minutes/game	Points/game	FG Pct	3FG Pct	FT Pct	Rebounds/game	Assists/game	Turnovers/game	Assist/Turnover ratio	Steals/game	Blocks/game
4	24.1	9.3	54.2	54.2	57.9	5.3	1.3	1.5	0.8	0.8	1.5

Career Highs

Points20 vs. Rider (3/21/19)
 Minutes 38, 2x, last vs. NW (3/27/19)
 FGM 8 vs. ECU (12/15/18)
 FGA 13 at Oklahoma (1/13/19)
 FG% 100.0%, 5x, last vs. PC (11/10/19)
 3FGMN/A
 3FGA 1 vs. CSU (11/21/19)
 3FG%0.0% vs. CSU (11/21/19)
 FTM 11 vs. Towson (12/20/18)
 FTA 14 vs. Towson (12/20/18)
 FT% 100.0%, 4x, last vs. PC (11/10/19)
 Rebounds 16 vs. Villanova (3/24/19)
 Assists 3 vs. CSU (11/21/19)
 Turnovers8 at OSU (2/20/19)
 Blocks5 vs. RU (11/17/19)
 Steals3 vs. TCU (2/16/19)

Season Highs

Points 13 vs. CSU (11/21/19)
 Minutes 29, 2x, last vs. CSU (11/21/19)
 FGM 4, 2x, last vs. CSU (11/21/19)
 FGA 8, 2x, last vs. RU (11/17/19)
 FG% 100% vs. PC (11/10/19)
 3FGMN/A
 3FGA 1 vs. CSU (11/21/19)
 3FG%0.0% vs. CSU (11/21/19)
 FTM 5 vs. CSU (11/21/19)
 FTA 9 vs. CSU (11/21/19)
 FT% 100% vs. PC (11/10/19)
 Rebounds 7, 2x, last vs. RU (11/17/19)
 Assists 3 vs. CSU (11/21/19)
 Turnovers 3 vs. PC (11/10/19)
 Blocks5 vs. RU (11/17/19)
 Steals2 vs. RU (11/17/19)

Double-Doubles (4)

18 pts, 12 rebs Eastern Kentucky (12/15/18)
 11 pts, 12 rebs Oklahoma State (1/9/19)
 20 pts, 13 rebs Rider (3/21/19)
 13 pts, 16 rebs Villanova (3/24/19)



22 | BLESSING EJIOFOR

Center • 6-5 • Jr. • Ebonyi, Nigeria • Chipola College

- Parents are Joy and Okike Ejiofor
- Host mother is Natalie Jordan
- Birthday is Sept. 2
- Major is public health

2019-20 Game-By-Game

#22 EJIOFOR, Blessing

Opponent	Date	GS	MIN	Total		3-Pointers		Free throws		Rebounds				PF	A	T/O	BLK	STL	PTS	AVG
				FG	FGA	PCT	3FG	3FGA	PCT	FT	FTA	PCT	OFF	DEF	TOT	AVG				
Saint Francis (PA)	11/07/2019	*	10	1-4	.250	0-0	.000	0-0	.000	2	2	4	4.0	2	0	1	0	1	2	2.0
Presbyterian	11/10/2019	*	20	1-4	.250	0-0	.000	0-0	.000	2	3	5	4.5	4	1	4	0	0	2	2.0
Radford	11/17/2019	*	11	1-3	.333	0-0	.000	0-0	.000	1	2	3	4.0	2	0	2	1	0	2	2.0
Coppin St.	11/21/2019		11	0-2	.000	0-0	.000	0-0	.000	3	2	5	4.3	2	0	1	0	0	0	1.5
Totals			3	52	3-13	.231	0-0	.000	0-0	.000	8	9	17	4.3	10	1	8	1	6	1.5

Player Averages

Games Played	Minutes/ game	Points/ game	FG Pct	3FG Pct	FT Pct	Rebounds/ game	Assists/ game	Turnovers/ game	Assist/Turnover ratio	Steals/ game	Blocks/ game
4	13.1	1.5	23.1	23.1	0.0	4.3	0.3	2.0	0.1	0.3	0.3

Career Highs

Points 2, 3x, last vs. RU (11/17/19)
 Minutes 19 vs. PC (11/10/19)
 FGM 1, 3x, last vs. vs. RU (11/17/19)
 FGA 4, 2x, last vs. PC (11/10/19)
 FG% 33.3%, vs. RU (11/17/19)
 3FGM N/A
 3FGA N/A
 3FG% N/A
 FTM N/A
 FTA N/A
 FT% N/A
 Rebounds 5, 2x, last vs. CSU (11/21/19)
 Assists 1 vs. PC (11/10/19)
 Turnovers 4 vs. PC (11/10/19)
 Blocks 1 vs. RU (11/17/19)
 Steals 1 vs. SFU (11/7/19)

Season Highs

Points 2, 3x, last vs. RU (11/17/19)
 Minutes 19 vs. PC (11/10/19)
 FGM 1, 3x, last vs. vs. RU (11/17/19)
 FGA 4, 2x, last vs. PC (11/10/19)
 FG% 33.3%, vs. RU (11/17/19)
 3FGM N/A
 3FGA N/A
 3FG% N/A
 FTM N/A
 FTA N/A
 FT% N/A
 Rebounds 5, 2x, last vs. CSU (11/21/19)
 Assists 1 vs. PC (11/10/19)
 Turnovers 4 vs. PC (11/10/19)
 Blocks 1 vs. RU (11/17/19)
 Steals 1 vs. SFU (11/7/19)



24 | PHAT MCELROY

Guard • 5-8 • Jr. • Dallas, Texas • Trinity Valley Community College

- Daughter of Lakeisha Choice
- Birthday is April 4
- Major is multidisciplinary studies

2019-20 Game-By-Game

#24 MCELROY, Arleighshya

				Total		3-Pointers		Free throws		Rebounds													
Opponent	Date	GS	MIN	FG	FGA	PCT	3FG	3FGA	PCT	FT	FTA	PCT	OFF	DEF	TOT	AVG	PF	A	T/O	BLK	STL	PTS	AVG
Saint Francis (PA)	11/07/2019		16	3-4	.750		0-1	.000	2-2	1.000			0	3	3	3.0	2	0	3	0	2	8	8.0
Presbyterian	11/10/2019		12	1-6	.167		0-1	.000	2-2	1.000			2	0	2	2.5	1	0	1	0	0	4	6.0
Radford	11/17/2019		13	2-4	.500		1-2	.500	5-5	1.000			0	3	3	2.7	2	1	1	0	1	10	7.3
Coppin St.	11/21/2019		14	1-2	.500		1-2	.500	1-2	.500			1	3	4	3.0	0	0	1	0	0	4	6.5
Totals			0	55	7-16	.438	2-6	.333	10-11	.909			3	9	12	3.0	5	1	6	0	3	26	6.5

Player Averages

Games Played	Minutes/ game	Points/ game	FG Pct	3FG Pct	FT Pct	Rebounds/ game	Assists/ game	Turnovers/ game	Assist/Turnover ratio	Steals/ game	Blocks/ game
4	13.8	6.5	43.8	43.8	90.9	3.0	0.3	1.5	0.2	0.8	0.0

Career Highs

Points 10 vs. RU (11/17/19)
 Minutes 16 vs. SFU (11/7/19)
 FGM 3 vs. SFU (11/7/19)
 FGA 6 vs. PC (11/10/19)
 FG% 75.0% vs. SFU (11/7/19)
 3FGM 1, 2x, last vs. CSU (11/21/19)
 3FGA 2, 2x, last vs. CSU (11/21/19)
 3FG% 50.0%, 2x, last vs. CSU (11/21/19)
 FTM 5 vs. RU (11/17/19)
 FTA 5 vs. RU (11/17/19)
 FT% 100%, 3x, last vs. RU (11/17/19)
 Rebounds 4 vs. CSU (11/21/19)
 Assists 1 vs. RU (11/17/19)
 Turnovers 3 vs. SFU (11/7/19)
 Blocks N/A
 Steals 2 vs. SFU (11/7/19)

Season Highs

Points 10 vs. RU (11/17/19)
 Minutes 16 vs. SFU (11/7/19)
 FGM 3 vs. SFU (11/7/19)
 FGA 6 vs. PC (11/10/19)
 FG% 75.0% vs. SFU (11/7/19)
 3FGM 1, 2x, last vs. CSU (11/21/19)
 3FGA 2, 2x, last vs. CSU (11/21/19)
 3FG% 50.0%, 2x, last vs. CSU (11/21/19)
 FTM 5 vs. RU (11/17/19)
 FTA 5 vs. RU (11/17/19)
 FT% 100%, 3x, last vs. RU (11/17/19)
 Rebounds 4 vs. CSU (11/21/19)
 Assists 1 vs. RU (11/17/19)
 Turnovers 3 vs. SFU (11/7/19)
 Blocks N/A
 Steals 2 vs. SFU (11/7/19)



30 | MADISEN SMITH

Guard • 5-5 • So. • Greenville, S.C. • Greenville Senior HS

- 2019 Big 12 All-Freshman Team
- 2019 Big 12 Academic All-Rookie Team
- Three-time Big 12 Freshman of the Week (Nov. 26, Feb. 11, Feb. 19)
- USBWA National Freshman of the Week (Feb. 19)
- Among freshman leaders, she ranks seventh in 3-pointers made (33), ninth in 3-pointers attempted (101), eighth in 3-point field

goal percentage (.327), third in assists (134), third in assists per game (4.1), tied for 10th in steals (48), fourth in minutes played (1,030) and seventh in minutes per game (31.2)

2019-20 Game-By-Game

#30 SMITH, Madisen

Opponent	Date	GS	MIN	Total		3-Pointers		Free throws		Rebounds				PF	A	T/O	BLK	STL	PTS	AVG	
				FG-FGA	PCT	3FG-3FGA	PCT	FT-FTA	PCT	OFF	DEF	TOT	AVG								
Saint Francis (PA)	11/07/2019	*	22	1-5	.200	0-1	.000	0-0	.000	0	1	1	1.0	3	1	2	0	1	2	2.0	
Presbyterian	11/10/2019	*	33	3-9	.333	2-4	.500	1-2	.500	0	4	4	2.5	2	5	2	0	2	9	5.5	
Radford	11/17/2019	*	30	4-7	.571	2-4	.500	0-0	.000	0	2	2	2.3	1	5	1	0	1	10	7.0	
Coppin St.	11/21/2019	*	25	1-7	.143	0-2	.000	0-0	.000	0	2	2	2.3	1	3	1	0	1	2	5.8	
Totals			4	109	9-28	.321	4-11	.364	1-2	.500	0	9	9	2.3	7	14	6	0	5	23	5.8

Player Averages

Games Played	Minutes/game	Points/game	FG Pct	3FG Pct	FT Pct	Rebounds/game	Assists/game	Turnovers/game	Assist/Turnover ratio	Steals/game	Blocks/game
4	27.3	5.8	32.1	32.1	50.0	2.3	3.5	1.5	2.3	1.3	0.0

Career Highs

Points 24, at ISU (2/9/19)
 Minutes 40, 6x, last vs. Baylor (3/4/19)
 FGM 9, at ISU (2/9/19)
 FGA 18, at ISU (2/9/19)
 FG% 100.0%, vs. Kansas (3/2/19)
 3FGM 5, at ISU (2/9/19)
 3FGA 10, at ISU (2/9/19)
 3FG% 100.0%, vs. Towson (11/23/18)
 FTM 5, vs. OSU (1/9/19)
 FTA 6, 3x, last vs. Rider (3/21/19)
 FT% 100%, 7x, last vs. NW (3/27/19)
 Rebounds 6, 2x, last vs. K-State (3/9/19)
 Assists 8, vs. TCU (2/16/19)
 Turnovers 10, vs. TCU (2/16/19)
 Blocks 1, 3x, last vs. CSU (11/21/19)
 Steals 5, 2x, last at Texas Tech (2/13/19)

Season Highs

Points 10 vs. RU (11/17/19)
 Minutes 33 vs. PC (11/10/19)
 FGM 4 vs. RU (11/17/19)
 FGA 9 vs. PC (11/10/19)
 FG% 57.1% vs. RU (11/17/19)
 3FGM 2, 2x, last vs. RU (11/17/19)
 3FGA 4, 2x, last vs. RU (11/17/19)
 3FG% 50.0%, 2x, last vs. RU (11/17/19)
 FTM 1 vs. PC (11/10/19)
 FTA 2 vs. PC (11/10/19)
 FT% 50.0% vs. PC (11/10/19)
 Rebounds 4 vs. PC (11/10/19)
 Assists 5, 2x, last vs. RU (11/17/19)
 Turnovers 2, 2x, last vs. PC (11/10/19)
 Blocks 1 vs. CSU (11/21/19)
 Steals 2 vs. PC (11/10/19)



31 | ROCHELLE NORRIS

Center • 6-5 • r-Fr. • Stafford, Va. • New Hope Academy

- Suffered a knee injury prior to the 2018-19 season and received a medical redshirt
- Daughter of Tammy and Carlos Norris

2019-20 Game-By-Game

#31 NORRIS, Rochelle

				Total		3-Pointers		Free throws		Rebounds											
Opponent	Date	GS	MIN	FG-FGA	PCT	3FG-3FGA	PCT	FT-FTA	PCT	OFF	DEF	TOT	AVG	PF	A	T/O	BLK	STL	PTS	AVG	
Saint Francis (PA)	11/07/2019		25	5-8	.625	0-0	.000	0-1	.000	2	2	4	4.0	0	1	1	3	1	10	10.0	
Presbyterian	11/10/2019		15	1-3	.333	0-0	.000	0-1	.000	2	4	6	5.0	4	0	5	2	0	2	6.0	
Radford	11/17/2019		15	0-1	.000	0-0	.000	1-2	.500	1	1	2	4.0	3	0	1	1	0	1	4.3	
Coppin St.	11/21/2019	*	19	2-6	.333	0-0	.000	1-2	.500	1	5	6	4.5	2	0	2	0	0	5	4.5	
Totals			1	74	8-18	.444	0-0	.000	2-6	.333	6	12	18	4.5	9	1	9	6	1	18	4.5


Player Averages

Games Played	Minutes/ game	Points/ game	FG Pct	3FG Pct	FT Pct	Rebounds/ game	Assists/ game	Turnovers/ game	Assist/Turnover ratio	Steals/ game	Blocks/ game
4	18.5	4.5	44.4	44.4	33.3	4.5	0.3	2.3	0.1	0.3	1.5

Season/Career Highs

Points10 vs. SFU (11/7/19)
 Minutes24 vs. SFU (11/7/19)
 FGM5 vs. SFU (11/7/19)
 FGA8 vs. SFU (11/7/19)
 FG%62.5% vs. SFU (11/7/19)
 3FGMN/A
 3FGAN/A
 3FG%N/A
 FTM 1, 2x, last vs. CSU (11/21/19)
 FTA 2, 2x, last vs. CSU (11/21/19)
 FT%50.0%, 2x, last vs. CSU (11/21/19)
 Rebounds 6, 2x, last vs. CSU (11/21/19)
 Assists 1 vs. SFU (11/7/19)
 Turnovers 5 vs. PC (11/10/19)
 Blocks3 vs. SFU (11/7/19)
 Steals1 vs. SFU (11/7/19)


2019-20 WOMEN'S BASKETBALL ROSTER



2 Kysre
GONDREZICK
G | 5-9 | Jr.



3 Kirsten
DEANS
G | 5-8 | Fr.



4 Lucky
RUDD
G | 5-10 | Sr.



5 Tynice
MARTIN
G | 5-11 | Sr.




12 Esmerly
MARTINEZ
F | 6-2 | Fr.



14 Kari
NIBLACK
F | 6-1 | So.



20 Jada
WRIGHT
C | 6-3 | r-So.



22 Blessing
ELJOFOR
C | 6-5 | Jr.




24 Arleighshya
MCELROY
G | 5-8 | Jr.




30 Madisen
SMITH
G | 5-5 | So.



31 Rochelle
NORRIS
C | 6-5 | r-Fr.



35 De'Janae
BOYKIN
F | 6-2 | Sr.



Mike
CAREY
Head Coach



Bett
SHELBY
Associate Head Coach



Christal
CALDWELL
Assistant Coach



Craig
CAREY
Assistant Coach