

# NEVADA WOLF PACK

## 2015 FOOTBALL GAME NOTES

9 BOWL GAMES IN PAST 10 YEARS  
14 CONFERENCE CHAMPIONSHIPS  
52 ALL-AMERICANS

### TRACK THE PACK

#### ONLINE STREAM

Campus Insiders/MW Network

- Ari Wolfe (Play-By-Play)
- Darius Walker (Color Analyst)

#### ON RADIO

Wolf Pack Radio Network - 94.5 FM, 630 AM

- Ryan Radtke (Play-By-Play)
- Chris Vargas (Color Analyst)

- Pregame show with the broadcast crew begins 90 minutes prior to kickoff

#### ONLINE

NevadaWolfPack.com

- Live statistics & postgame coverage

#### TWITTER

- Official Twitter: @NevadaWolfPack
- Football Twitter: @NevadaFootball
- Live Twitter: @WolfPackGameday

### STATS OF THE WEEK

• Nevada is 2-0 when out-rushing its opponents this season compared to 0-3 when being out-rushed. In the Brian Polian era, Nevada is 11-2 when out-rushing its opponent.

• Junior PK Brent Zuzo's 83.3 career field goal percentage ranks third among all active FBS kickers with at least 40 career field goal attempts. Zuzo is 7-of-7 this season.

### 2015 SCHEDULE

DATE	OPPONENT	TIME/RESULT
Sept. 3	UC Davis	W, 31-17
Sept. 12	#20 Arizona	L, 44-20
Sept. 19	at #17 Texas A&M	L, 44-27
Sept. 26	at Buffalo	W, 24-21
Oct. 3	UNLV*	L, 23-17
<b>Oct. 10</b>	<b>New Mexico*</b>	<b>4 p.m.</b>
Oct. 17	at Wyoming*	1 p.m.
Oct. 24	Hawai'i*	1 p.m.
Nov. 5	at Fresno State*	7:30 p.m.
Nov. 14	San José State*	1 p.m.
Nov. 21	at Utah State*	TBA
Nov. 28	at San Diego State*	TBA

\*Mountain West game

All times Pacific/subject to change

### MOUNTAIN WEST STANDINGS

#### WEST DIVISION

	Conf.	Pct.	Total	Pct.
San Diego State	1-0	1.00	2-3	400
UNLV	1-0	1.00	2-3	400
San José State	1-1	.500	2-3	400
<b>Nevada</b>	<b>0-1</b>	<b>.000</b>	<b>2-3</b>	<b>400</b>
Hawai'i	0-1	.000	2-3	400
Fresno State	0-2	.000	1-4	200

#### MOUNTAIN DIVISION

	Conf.	Pct.	Total	Pct.
Boise State	1-0	1.00	4-1	800
Air Force	1-0	1.00	2-2	500
Utah State	1-0	1.00	2-2	500
New Mexico	1-0	1.00	3-2	600
Colorado State	0-1	.000	2-3	400
Wyoming	0-1	.000	0-5	000

### GAME NOTES | NEW MEXICO AT NEVADA | GAME #6



**Nevada Wolf Pack**  
Record: ..... 2-3, 0-1  
Ranking (AP/Coaches): ..... --/--  
Streak: ..... L1  
Last result: ..... L, 23-17, UNLV  
Head Coach: ..... Brian Polian  
Record at Nevada: ..... 13-17



**New Mexico Lobos**  
Record: ..... 3-2, 1-0  
Ranking (AP/Coaches): ..... --/--  
Streak: ..... W2  
Last result: ..... W, 38-29, NMSU  
Coach: ..... Bob Davie  
Record at UNM: ..... 16-30

#### Game Information

Date: ..... Saturday, Oct. 10, 2015  
Kickoff: ..... 4 p.m. PT  
Stadium: ..... Mackay Stadium  
Location: ..... Reno, Nev.  
Capacity: ..... 30,000  
Surface: ..... FieldTurf  
Series: ..... Tied 2-2-1  
Last Meeting: ..... W, 31-24; Nov. 17, 2012  
Online Stream: .. Campus Insiders/MW Network  
Radio: ..... Wolf Pack Radio Network  
..... (Flagship: ESPN Radio  
..... 94.5 FM, 630 AM)  
Live Stats: ..... nevada.statbroadcast.com

### NEVADA HOSTS NEW MEXICO IN MOUNTAIN WEST TILT AT MACKAY STADIUM

Nevada returns to Mackay Stadium on Saturday, Oct. 10, hosting New Mexico in a Mountain West contest ... Kickoff is set for 4 p.m. PT between the Wolf Pack (2-3, 0-1) and Lobos (3-2, 1-0) ... The game will be broadcast digitally by the Mountain West Network, powered by Campus Insiders, with Ari Wolfe and Darius Walker on the call ... Nevada is coming off a 23-17 loss to rivals UNLV, while New Mexico defeated in-state rivals New Mexico State, 38-29, last week ... The series history between the Pack and Lobos is tied, 2-2-1 ... This is just the second meeting between the two programs as MW foes ... Saturday's game will feature two of the top five rushing attacks in the MW, as New Mexico ranks second (290.0) in rushing yards per game while Nevada ranks fifth (196.6) ... The Wolf Pack played in front of 29,551 fans last week in the Battle for the Fremont Cannon, marking the ninth-largest crowd in Mackay Stadium history ... Nevada suffered just its second defeat in the past 11 meetings to the Rebels ... True freshman FS Dameron Baber recorded an interception against UNLV and now leads the nation in interceptions by freshmen despite playing in just two games ... Senior DE Lenny Jones tallied 2.0 sacks against UNLV, improving to seventh in the Wolf Pack's record book for career sacks with 17.0 ... Senior RB Don Jackson is just 62 all-purpose yards away from hitting 2,000 in his Wolf Pack career ... Junior WR Hasaan Henderson is three receptions away from his 100th career catch at Nevada.

### NEVADA DEPTH CHART VS. NEW MEXICO

<b>LT 73</b> .....Austin Corbett.....6-4 ... 300..... So.	<b>DE 8</b> .....Ian Seau.....6-3 ... 250..... Sr.
63 ..... Daren Echeveria.....6-4 ... 280 ..... R-Fr.	90 ..... Malik Reed .....6-1 ... 245 ..... R-Fr.
<b>LG 77</b> .....Ziad Damanhoury....6-6 ... 310..... So.	<b>NT 97</b> ....Saleha Faraimo.....6-2 ... 290..... Jr.
68 ..... Brent Roling .....6-6 ... 300 ..... Sr.	92 ..... Kevin McReynolds.....6-2 ... 300 ..... Sr.
<b>C 62</b> .....Nathan Goltry.....6-2 ... 300..... Jr.	<b>DT 55</b> ....Rykeem Yates.....6-2 ... 280..... Sr.
66 ..... Thomas Newton .....6-1 ... 250 ..... So.	91 ..... Kalei Meyer .....6-1 ... 270 ..... RS-Fr.
<b>RG 61</b> .....Joey Anglemire.....6-3 ... 295..... So.	99 ..... Korey Rush.....6-1 ... 260 ..... R-Fr.
68 ..... Brent Roling .....6-6 ... 300 ..... Sr.	<b>DE 94</b> ....Lenny Jones .....6-3 ... 270..... Sr.
<b>RT 79</b> .....Jacob Henry .....6-4 ... 280..... Jr.	95 ..... Patrick Choudja.....6-3 ... 235 ..... So.
61 ..... Joey Anglemire .....6-3 ... 295 ..... So.	<b>LB 9</b> .....Matthew Lyons .....6-2 ... 220..... Sr.
<b>TE 47</b> .....Jarred Gipson.....6-1 ... 240..... Jr.	5 ..... Faigofie Faaituala .....6-1 ... 230 ..... Sr.
88 ..... Evan Faunce .....6-4 ... 240 ..... So.	<b>LB 49</b> ....Jordan Dobrich .....6-2 ... 240..... Sr.
45 ..... Austin Carrow .....6-3 ... 255 ..... Jr.	56 ..... Alex Bertrando .....6-2 ... 225 ..... Jr.
<b>F 12</b> .....Hasaan Henderson ..6-5 ... 220..... Jr.	<b>LB 25</b> ....Bryan Lane Jr.....6-4 ... 220..... Sr.
82 ..... Tucker Melcher.....6-1 ... 190 ..... So.	10 ..... L.J. Jackson .....6-0 ... 200 ..... Jr.
<b>X 84</b> .....Jerico Richardson ..5-11. 190..... Jr.	<b>CB 26</b> ....Kendall Johnson .....6-0 ... 185..... So.
83 ..... Andrew Celis .....5-11 ... 190 ..... R-Fr.	3 ..... Ahki Muhammad.....5-9 ... 185 ..... R-Fr.
<b>Z 19</b> .....Wyatt Demps.....6-4 ... 195..... So.	31 ..... Randy Uzoma .....6-1 ... 205 ..... Jr.
13 ..... Rodney Lawson.....6-0 ... 190 ..... Jr.	<b>SS 2</b> .....Asuani Rufus .....6-0 ... 190... R-Fr.
81 ..... Victor Gonzalez.....6-0 ... 170 ..... Fr.	16 ..... Jaden Sawyer.....6-0 ... 195 ..... So.
<b>RB 6</b> .....Don Jackson.....5-10. 210..... Sr.	<b>FS 23</b> ....Dameron Baber .....5-11. 180..... Fr.
20 ..... James Butler .....5-9 ... 200 ..... So.	30 ..... Teré Calloway.....5-10 ... 185 ..... So.
33 ..... Blake Wright.....5-10 ... 200 ..... R-Fr.	<b>CB 28</b> ....Elijah Mitchell .....5-8 ... 180..... Jr.
<b>QB 15</b> .....Tyler Stewart.....6-4 ... 220..... Jr.	18 ..... Elijah Moody .....5-11 ... 175 ..... R-Fr.
11 ..... Hunter Fralick .....6-2 ... 205 ..... R-Fr.	<b>P 46</b> ....Alex Boy .....6-3 ... 200..... Jr.
14 ..... Danté Mayes .....6-2 ... 190 ..... So.	<b>K 40</b> ....Brent Zuzo.....5-10. 180..... Jr.

### NEVADA MEDIA SERVICES

Legacy Hall/MS 232  
Reno, NV 89557-2232

CHAD HARTLEY: Associate AD, Communications | hartleyc@unr.edu

BRADY JOHNSON: Assistant Director | bradyjohnson@unr.edu JACK KUESTERMEYER: Assistant Director | jkuester@unr.edu

KATIE RIHN: Assistant Director | krihn@unr.edu PETER LONG: Graduate Assistant | plong@unr.edu

NICK BEATON: Student Assistant | nbeaton@nevada.unr.edu



# 2015 NEVADA WOLF PACK FOOTBALL — MEDIA INFORMATION



## MEDIA SCHEDULE - Monday-Sunday, Aug. 31-Sept. 7

### MONDAY, OCT. 5

• 9:45-11 a.m. --  
Open Practice,  
Wolf Pack Park

### TUESDAY, OCT. 6

• 8:30-10:45 a.m.  
Open Practice  
(no cameras)  
• 12-1 p.m. --  
Press Conference,  
Legacy Hall

### WEDNESDAY, OCT. 7

• 8:15-10:10 a.m.  
Open Practice  
(no cameras)  
• 7-8 p.m.  
Weekly Radio Show

### THURSDAY, OCT. 8

Closed Practice

### FRIDAY, OCT. 9

No Availability

### SATURDAY, OCT. 10

GAME DAY  
New Mexico at Nevada,  
4 p.m. PT  
Home postgame  
interview protocol

### SUNDAY, OCT. 11

No Availability

## GENERAL INFO

Location ..... Reno, Nev.  
Founded ..... 1874  
Enrollment ..... 20,000  
Nickname ..... Wolf Pack (two words)  
Colors ..... Navy Blue & Silver  
Conference ..... Mountain West  
President ..... Dr. Marc Johnson  
Director of Athletics ..... Doug Knuth  
Athletic Dept. Phone ..... (775) 784-6900  
Stadium ..... Mackay Stadium  
Capacity (Surface) ..... 30,000 (FieldTurf)  
Press Box Phone ..... (775) 784-6545  
Head Coach ..... Brian Polian (John Carroll, 1997)  
Career Record ..... 13-17 (Third season)

### Football Information

2014 Record ..... 7-6 Overall, 4-4 (3rd, MW - West)  
Basic Offense; Defense ..... Pistol, 4-3  
2015 Starters Ret. (Off/Def/Kickers) ..... 12 (6/5/2)  
2015 Lettermen Ret. (Off/Def/Kickers) ..... 33 (13/18/2)  
First Year of Football ..... 1896  
All-Time Record ..... 530-463-33  
All-Time FBS Record ..... 153-130  
All-Time Mountain West Record ..... 11-13  
Bowl Appearances ..... 14  
Last Bowl Appearance ..... 2014 New Orleans Bowl

### Assistant Coaches

Jim Hoffer (3rd season) ..... AHC/WRs  
Nick Rolovich (3rd season) ..... OC/QBs  
Scott Boone (2nd season) ..... DC/LBs  
Mike Bradeson (12th season) ..... RC/Safeties  
Lester Erb (3rd season) ..... STC/RBs  
Jim Hoffer (3rd season) ..... AHC/WRs  
Ron Hudson (3rd season) ..... OL  
Bill Teerlinck (3rd season) ..... DL  
Cheston Blackshear (2nd season) ..... TEs/OL  
Ricky Thomas (3rd season) ..... CBs  
Pat Denecke (3rd season) ..... GA - Defense  
Steven King (3rd season) ..... GA - Offense  
Brad Rogers (1st season) ..... GA - Offense  
Makana Garrigan (1st season) ..... GA - Defense

### Support Staff

David Fox ..... Dir. of Football Administration  
Joda Wolfe ..... Dir. of Football/Recruiting Ops.  
Jason Cvercko ..... Cord. Recruiting Operations  
Matt Eck ..... Dir. of Strength/Conditioning  
Ben Anguish ..... Athletic Trainer  
Cody Zimmerman ..... Sports Medicine  
Andrew Caudill ..... Academic Advisor  
Chris Collins ..... Equipment Coordinator  
James Rocha-Hall ..... Academic Advisor  
Adam Raymond ..... Video Coordinator  
Gina Breslow ..... Football Secretary  
Ryan Mitchell ..... Compliance  
Amy Engelbert ..... Dir. Athletic Ticketing

## ATHLETIC COMMUNICATIONS

Chad Hartley ..... Assoc. AD/Communications  
Twitter ..... @Chad\_Hartley  
E-mail ..... hartleyc@unr.edu  
Office Phone ..... 775-682-6982  
Cell Phone ..... 775-229-5513  
Brady Johnson ..... Asst. Director, Communications  
Twitter ..... @BradyJohnson17  
Email ..... bradyjohnson@unr.edu  
Office Phone ..... 775-682-6985  
Cell Phone ..... 515-570-5238

### INTERVIEW POLICY

All interview arrangements must be made through the Nevada Media Services office. Please check with the media services office for any changes to the weekly schedule, including practice times. Student-athletes are generally not available for telephone interviews unless pre-arranged through the Nevada Athletics Communications office.

Coach Brian Polian and selected student-athletes will be available on a weekly basis at a press conference on Tuesdays, beginning at 11:30 a.m. Requests for student-athletes for the press conference must be submitted no later than 3 p.m. on Mondays to the Nevada Athletics Communications office.

Generally, the Nevada Media Services office will live-stream the Tuesday press conference via the Mountain West Network and archives will be available shortly after the conclusion of the press conference.

### CREDENTIALS

All requests for credentials & parking passes for Wolf Pack football games should be made through the Nevada Media Services Office no later than 48 hours before game time. Please fax credential requests on company letterhead to (775) 784-4386. Media can reach the Mackay Stadium press box (second level on the west side of the stadium) by using the elevator or the stairways on the north and south ends of the building.

### LIVE STATISTICS

In-game statistics will be provided by Stat-Broadcast this season, and will be available to the media during games at the following link;  
<http://nevada.statbroadcast.com>

### COLLEGE PRESS BOX.COM

Collegepressbox.com is the official media website for Division I football. Access and download weekly game notes, quotes, statistics, media guides, headshots, logos and more for each conference and its member schools. Login information will be distributed to accredited media or you can apply for a password by sending an e-mail to: [password@collegepressbox.com](mailto:password@collegepressbox.com).

### WEEKLY RADIO SHOW

Brian Polian's weekly radio show with Ryan Radtke is on Wednesday evenings from 7-8 p.m. and will be held at the Little Waldorf Saloon across from campus. It is available in Northern Nevada on ESPN Radio 94.5 and an archive will be posted on the Mountain West Network within 24 hours. In addition to Polian, Radtke will interview assistant coaches and players on the show.

### POSTGAME INTERVIEWS

In general, no coaches or student-athletes are available to media on the field or en route to the locker room, with the exception

of the live, originating television broadcast if pre-arranged. Nevada's locker room is closed to the media.

Interview requests should be submitted to Chad Hartley of the Nevada Athletics Communications office no later than the five-minute mark of the fourth quarter. Assistant coaches are not available after games. Generally, the Nevada Media Services office will live-stream the post-game press conference via the Mountain West Network and archives will be available shortly after the conclusion of the press conference.

### Home games:

Postgame interviews will be conducted in the Petersen Athletic Academic Center (which will also serve as a photographer work area during games). Coach Polian will be available to media after the NCAA's 10-minute cooling off period, followed by selected student-athletes.

### Road games:

Polian and selected student-athletes will be available outside the visiting locker room or in the designated visiting media interview area after the cooling off period.

### MEDIA WORK AREA

The Paul R. Stuart Press Box in Mackay Stadium has wireless, ethernet and phone lines available during the game and up to one and half hours after the conclusion of each game. The postgame interview area at the Petersen Athletic Academic Center is similarly equipped. Media may work in either location but are asked to work in the Petersen location if working more than 90 minutes post-game. The Mackay press box will also serve as a game and media operations location post-game so the Petersen location will likely be a quieter work environment after the conclusion of the press conference.

### THE BLITZ

Nevada head coach Brian Polian and two players are available each week at the Wolf Pack's Blitz luncheon, which is usually hosted at the Peppermill Hotel-Casino. Doors open at 11:30 a.m. and the cost is \$17. This luncheon is open to the media and general public. The luncheons begin Monday, Sept. 12 and run through Nov. 23.

### PARKING

Media parking permits for gameday are available via the Nevada Media Services Office are generally for level two of the West Stadium Parking Complex. Levels five and six are free and open to the public. Local television satellite trucks have designated parking near the main (southwest) entrance to the stadium. These trucks must be in place at least two hours before game time and cannot leave while crowds are present outside the stadium.





## HEAD COACH BRIAN POLIAN (@BrianPolian)



As Brian Polian enters his third season as the head coach of the Nevada football team, the production of his tenure in Reno continues to emerge.

The spring semester in 2015 produced the first team average of a B or better in the classroom in program history. The Wolf Pack combined

for a stellar 3.05 GPA. Nevada football's APR score – a metric used by the NCAA to chart academic success and promote higher graduation rates – is on the rise with a single-year 958 in the most recent report and projected scores expected to rise into the 970s (1,000 is a perfect score).

Every member of the 2014 senior class has already graduated, or will this year. That from a team that challenged from the West Division title in the Mountain West and went to the R+L Carriers New Orleans Bowl – the ninth bowl game in the last 10 years for the Wolf Pack program.

In 2015, Polian's Wolf Pack returns just 13 seniors but has a large junior class emerging and another heralded recruiting class contributing depth to the program. As the new culture of Wolf Pack football continues to grow, Nevada looks to again compete for a Mountain West crown.

The Polian era of Nevada football was ushered in on Jan. 11, 2013 with the hiring of Brian Polian to serve as the 25th head coach in the history of the Wolf Pack program.

At 40 years old and in his third season as a head coach, Polian is still one of the youngest head coaches at the FBS level. He brought to Nevada an impressive football pedigree that includes coach-

ing stops at Notre Dame, Stanford and Texas A&M as part of a 18-year coaching career. A treacherous schedule in 2013 led to a 4-8 record in Polian's first year with five Wolf Pack players earning All-Mountain West honors with Joel Bitonio and Brock Hekking named to the first team and Brandon Wimberly, Charles Garrett and Chase Tenpenny earning second-team recognition.

Eight members of Polian's program earned distinction for their work in the classroom with Academic All-MW accolades. And four players earned the Mountain West Scholar-Athlete Award for earning a grade-point average of 3.5 or higher during the 2013-14 academic year.

The tide turned from year one to year two as Polian's program reached new heights on and off the field in 2014. The success on the field was evident with a seven-win season that included a win over Pac-12 foe Washington State at Mackay Stadium. Nevada also scored impressive road wins at BYU, Hawaii and San Jose State and capped the regular season with a dominating win at UNLV, returning the Fremont Cannon to its home in Cashell Fieldhouse.

In Polian's first two seasons, Nevada also had two players, Joel Bitonio and Nigel Haikins, inducted into the National Football Foundation's Hampshire Society, which honors significant achievement on the field and in the classroom.

Nevada has also sent nearly 10 players onto NFL rosters or into training camps over the past two seasons under Polian, highlighted by Bitonio's second-round selection and dominating rookie season, with the Cleveland Browns.

In June of 2015, Polian was selected to represent the Mountain West Conference on the inaugural CFO Competition Committee.

## THE POLIAN FILE

### COACHING EXPERIENCE

2013	Nevada	Head Coach
2012	Texas A&M	STC/TEs
2011	Stanford	STC/RC/ST
2010	Stanford	STC/ST
2008-09	Notre Dame	STC
2007	Notre Dame	ILB/SP
2006	Notre Dame	SP/LB Asst.
2005	Notre Dame	SP/DB Asst.
2004	UCF	RB/RC
2001-03	Buffalo	RB/SP
1999-00	Baylor	GA (Def, SP)
1998	Buffalo	TE/OL Asst.
1997	Michigan St.	GA

### EDUCATION

B.A., History, John Carroll Univ., 1997  
Master's, Education, Baylor Univ., 2000

### PLAYING EXPERIENCE

John Carroll University: Linebacker (1993-96)

### YOUNGEST FBS HEAD COACHES

PJ Fleck	Western Mich.	34
Matt Campbell	Toledo	35
Neal Brown	Troy	35
Kliff Kingsbury	Texas Tech	36
Bryan Harsin	Boise State	38
Willie Taggart	South Florida	38
Justin Fuente	Memphis	38
<b>Brian Polian</b>	<b>Nevada</b>	<b>40</b>

3 other coaches aged 40

## RECORD AT NEVADA

Year	W-L	Conf. W-L	Place	Bowl
2013	4-8	3-5	5th	N
2014	7-6	4-4	3rd	Y
2015	2-3	0-1	--	--
<b>Overall</b>	<b>13-17</b>	<b>7-10</b>		

## MACKAY STADIUM RENOVATION PROJECT



The Nevada athletics department is finalizing plans for the upcoming \$11.5 million renovation of Mackay Stadium.

The project, which was approved by the state's Board of Regents in December, began this spring with the construction of two-story, 2,800-square foot restroom facility that is expected to be done in time for the Sept. 3 season opener against UC Davis. The bulk of the stadium renovation will begin after this season and will be completed prior to the 2016 season.

The renovation will feature the construction of an 8,000-square foot stadium club on the west side and the installation of loge boxes, club seats and chairback seating on the east and west sides of the stadium. The plans also call for new ADA accessible seating areas and the widening of aisles with the installation of handrails to increase safety and fan experience at the stadium.

With all of the improvements, a re-seating process will be necessary as seating configurations in seven sections will be affected and capacity will be reduced. While the re-seating will not go into effect until the 2016 season, the process is set to commence in August. The athletics department has produced a 24-page guide and will launch a website dedicated to the project.

In terms of seating, the project includes 38 new four-seat loge boxes, 238 club seats and 3,880 chairback seats. A new elevator will be installed on the west side of the stadium as part of the stadium club project.

The project has been in the planning stages for more than three years as athletics department officials have worked directly with fan focus groups and analyzed data collected in fan surveys. The additional amenities will create new price points for the stadium. Nevada will remain one of the top values in the Mountain West Conference as its most expensive seat will remain in the bottom half of a comparison of the 12-team league.

### Project Features for 2015

- A two-story, 2,800-square foot restroom facility is being built in the southwest corner of the stadium and will be available for the 2015 season.

### Project Features for 2016

- 4,156 total new seats will be added to the stadium, while 7,513 bleacher seats will be removed.
- 3,880 chairback seats will be added; 2,860 to the west side; 1,020 to the east side.

- An 8,000 square-foot Stadium Club will be added and will serve as the focal point of hospitality at Mackay. The members-onl, full-service hosting area will include a full-service bar and kitchen
- 38 brand new loge boxes will be added to Mackay Stadium.
- Aisles will be widened and handrails will be installed.
- 12 east side boxes will be converted to indoor/outdoor seating.



## TALE OF THE TAPE

STATISTIC.....	NEV (RK.).....	UNM (RK.).....
Total Off.....	361 (97)	410 (58)
Rushing Off.....	197 (40)	290 (9)
Passing Off.....	164 (109)	120 (122)
Team Pass Eff.....	107 (113)	102 (119)
Scoring Off.....	23.8 (98)	34.6 (40)
Total Def.....	444 (107)	389 (76)
Rushing Def.....	188 (89)	157 (65)
Passing Def.....	256 (100)	232 (82)
Def. Pass Eff.....	136 (95)	133 (87)
Scoring Def.....	29.8 (91)	26.2 (80)
Turnover Margin/Pg.....	+0.80 (28)	+1.0 (18)
3rd Down Conv.....	36.1 (93)	38.2 (77)
4th Down Conv.....	20.0 (121)	80.0 (12)
3rd Down Def. Conv.....	36.1 (61)	39.0 (79)
4th Down Def. Conv.....	42.9 (51)	44.4 (57)
First Down/Pg.....	19.0 (92)	19.0 (92)
First Down Def./Pg.....	23.4 (112)	19.6 (65)
Red Zone Off.....	93.8 (14)	81.3 (81)
Red Zone Def.....	85.7 (86)	79.0 (45)
Sacks.....	11.0 (34)	19.0 (3)
TFL.....	29.0 (55)	43.0 (8)
Interceptions.....	4 (61)	5 (36)
Fumbles Recovered.....	3 (56)	5 (11)
Punting.....	42.9 (45)	42.2 (55)
Punt Returns.....	17.5 (18)	4.8 (99)
Field Goals.....	1.00 (1)	42.9 (122)
Kickoffs.....	61.4 (81)	64.5 (10)
Kickoff Returns.....	21.6 (60)	20.9 (70)
Penalties YPG.....	66.4 (94)	68.0 (97)
TOP/Pg.....	29:00 (76)	31:00 (43)

## SERIES HISTORY

### Series tied, 2-2-1; Home, 1-0-1

Nov. 17, 2012.....	W, 31-24	Albuquerque
Oct. 15, 2011.....	W, 49-7	Reno
Dec. 22, 2007.....	L, 23-0	Albuquerque
Oct. 31, 1942.....	T, 0-0	Reno
Nov. 1, 1941.....	L, 26-7	Albuquerque

## GAME NOTES | NEW MEXICO AT NEVADA | GAME #6

### NEVADA WOLF PACK (2-3, 0-1)

Location: .....	Reno, Nev.
Founded: .....	1874
Enrollment: .....	21,000
Conf./Div.: .....	Mountain West, FBS
Ranking (AP/Coaches): .....	--/--
All-Time Record: .....	530-464-33
Bowl Appearances: .....	14 (4-10)
Head Coach: .....	Brian Polian
Career Record: .....	13-17 (3rd year)
at Nevada: .....	13-17 (3rd year)
2014 Record: .....	7-6, 4-4

### 2015 SCHEDULE (PT)

9/3.....	UC DAVIS.....	W, 31-17
9/12.....	No. 20 ARIZONA.....	L, 44-20
9/19.....	at No. 17 Texas A&M.....	L, 44-27
9/26.....	at Buffalo.....	W, 24-21
10/3.....	UNLV.....	L, 23-17
<b>10/10.....</b>	<b>NEW MEXICO.....</b>	<b>4 p.m.</b>
10/17.....	at Wyoming.....	TBA
10/24.....	HAWAII.....	1 p.m.
11/5.....	at Fresno State.....	7:30 p.m.
11/14.....	SAN JOSÉ STATE.....	1 p.m.
11/21.....	at Utah State.....	TBA
11/28.....	at San Diego State.....	TBA

### STATISTICAL LEADERS

Passing	Name.....	C-ATT-INT.....	YDS.....	TD.....
	T. Stewart.....	79-146-3	821	6
	H. Fralick.....	0-3-0	0	0

### Rushing

NAME.....	ATT.....	YDS.....	AVG./G.....	TD.....
J. Butler.....	66	426	85.2	1
D. Jackson.....	83	417	83.4	6
T. Stewart.....	42	138	27.6	1

### Receiving

NAME.....	NO.....	YDS.....	AVG./G.....	TD.....
J. Richardson.....	28	267	53.4	2
H. Henderson.....	23	255	51.0	2
W. Demps.....	10	101	20.2	0
J. Gipson.....	6	81	16.2	1

### Defensive

NAME.....	TKLS.....	TFL.....	FF/FR.....	INT.....
M. Lyons.....	46	3.5	0/0	0
A. Rufus.....	46	0.0	0/0	0
B. Lane Jr.....	21	1.0	0/0	0
F. Faaituala.....	21	0.0	0/0	0
K. Johnson.....	20	0.0	0/0	0

### NEW MEXICO LOBOS (3-2, 1-0)

Location: .....	Albuquerque, N.M.
Founded: .....	1889
Enrollment: .....	28,800
Conf./Div.: .....	Mountain West, FBS
Ranking (AP/Coaches): .....	--/--
All-Time Record: .....	466-571-31
Bowl Appearances: .....	11 (3-7-1)
Head Coach: .....	Bob Davie
Career Record: .....	48-53 (9th season)
at UNLV: .....	14-28 (4th season)
2014 Record: .....	4-8, 2-6

### 2015 SCHEDULE (MT)

9/5.....	MISS. VALLEY STATE.....	W, 66-0
9/12.....	TULSA.....	L, 40-21
9/18.....	at Arizona State.....	L, 34-10
9/26.....	at Wyoming.....	W, 38-28
10/3.....	NEW MEXICO STATE.....	W, 38-29
<b>10/10.....</b>	<b>at Nevada.....</b>	<b>5 p.m.</b>
10/17.....	HAWAII.....	5 p.m.
10/24.....	at San José State.....	5 p.m.
11/7.....	UTAH STATE.....	1:30 p.m.
11/14.....	at Boise State.....	TBA
11/21.....	COLORADO STATE.....	3:30 p.m.
11/28.....	AIR FORCE.....	TBA

### STATISTICAL LEADERS

Passing	Name.....	C-ATT-INT.....	YDS.....	TD.....
	J. Lamar.....	29-57-2	418	2
	A. Apodoca.....	16-37-1	183	0

### Rushing

NAME.....	ATT.....	YDS.....	AVG./G.....	TD.....
J. Lamar.....	51	404	80.8	3
J. Pressley.....	73	347	69.4	3
R. McQuarley.....	24	127	25.4	3
D. Chestnut.....	8	103	20.6	2

### Receiving

NAME.....	NO.....	YDS.....	AVG./G.....	TD.....
D. Gamblin.....	16	242	48.4	1
C. Wiggins.....	6	140	28.0	1
D. Hart-Johnson.....	6	48	9.6	0

### Defensive

NAME.....	TKLS.....	TFL.....	FF/FR.....	INT.....
K. Carson.....	38	4.5	0/0	0
D. Cox.....	37	6.5	0/0	1
L. Crosby.....	27	2.5	1/1	1
M. Daniels.....	21	6.5	1/0	0
M. Bryd.....	18	1.5	0/0	2

### LAST TIME THEY MET

ALBUQUERQUE, N.M. (AP) - Nevada's Cody Fajardo threw three touchdown passes and ran for a career-high 186 yards on Saturday, Nov. 17, 2012 to help the Wolf Pack beat New Mexico 31-24 and end a three-game losing streak.

Fajardo hit Brandon Wimberly from 2 yards out for what proved to be the winning score with 4 minutes left in the third quarter for Nevada (7-4, 4-3 Mountain West). The Lobos (4-8, 1-6), who have lost five straight, got 72 rushing yards and two touchdowns from quarterback Cole Gautsche, but he didn't complete any passes.

New Mexico had a chance to tie it late in the fourth quarter after Dallas Bollema intercepted Fajardo and returned it 37 yards to the Nevada 14. But on third-and-7 from the 11, Jordan Hanson recovered a Crusoe Gongbay fumble with 4:17 left and the Wolf Pack ran out the clock with four first downs.



# 2015 NEVADA WOLF PACK FOOTBALL — GAME NOTES



Date	Opponent	Result	TV	Series	Att.	Length	Note
9/3	UC Davis	W, 31-17	Campus Insiders/MWN	NV, 30-21-3	21,483	3:06	Early 21-0 lead results in win
9/12	#20 ARIZONA	L, 44-20	CBS Sports	AZ, 4-1-1	24,355	3:41	Outscored 23-7 in second half
9/16	at #17 Texas A&M	L, 44-27	SEC Network	TAM, 2-0	102,591	3:35	Pack stays close in first SEC game
9/26	at Buffalo	W, 24-21	ESPN3	NV, 2-0	19,072	3:16	Baber's late pick clinches win
10/3	UNLV	L, 23-17	Campus Insiders/MWN	NV, 24-17	29,551	3:19	Rally falls short vs. rivals
10/10	NEW MEXICO	4 p.m.	Campus Insiders/MWN	T, 2-2-1	NA	NA	Only 2nd meeting as MW members
10/17	at Wyoming	1 p.m.	ESPN3	NW, 3-2	NA	NA	1-1 all-time in Laramie
10/24	HAWAII	1 p.m.	Campus Insiders/MWN	NV, 11-8	NA	NA	6-1 vs. Hawai'i at home
11/5	at Fresno State	7:30 p.m.	ESPN2	FS, 27-18-1	NA	NA	Seniors 0-3 vs. Fresno State
11/14	SAN JOSÉ STATE	1 p.m.	Campus Insiders/MWN	NV, 18-8-2	NA	NA	6 game win streak vs. SJSU
11/21	at Utah State	TBA	ESPN Networks	NV, 17-5	NA	NA	9-3 vs. Utah State in Logan
11/28	at SDSU	TBA	ESPN Networks	SDSU, 4-3	NA	NA	72 points combined/game in last 3 games

## LAST TIME OUT

Tyler Stewart's pass on 4th-and-10 from the UNLV 47-yard line fell incomplete with just 35 seconds left in the game, and with that, Nevada suffered a 23-17 upset to its rivals UNLV on Saturday in the Battle for the Fremont Cannon. The Wolf Pack (2-3, 0-1) scored a pair of touchdowns in the fourth quarter but couldn't overcome a slow start against the Rebels (2-3, 0-1) in front of 29,551 fans at Mackay Stadium – the ninth-largest crowd in the stadium's history. Nevada suffered just its second loss to UNLV in the past 11 meetings between the two programs. Stewart passed for 202 yards and a score and ran for a career-high 61 yards while junior WR Jerico Richardson set season-highs with eight receptions and 87 yards. On the defensive side, senior LB Matthew Lyons posted a game-high 12 tackles while freshman FS Dameon Baber tallied his third interception in the past two games.

## SERIES HISTORY

The series history between the Wolf Pack and Lobos is tied, 2-2-1. This is just the second meeting between the programs as Mountain West opponents, while the contest will be just the fourth meeting between the two in the modern era. Nevada is 1-0-1 against the Lobos all-time at Mackay Stadium. The Wolf Pack has won the last two games against the Lobos, posting a 31-24 win on the road in 2012 and a 49-7 victory at home in 2011.

• Only four Wolf Pack players have seen action in their careers against New Mexico; Seniors Lenny Jones, Bryan Lane Jr., Jordan Dobrich and Rykeem Yates saw the field in Nevada's 2012 victory against the Lobos. Jones started at defensive end in that game and posted one tackle.

## PROGRAM HISTORY

Nevada is in its 109th season of collegiate football, seeking win No. 531 in the program's strong history. The Wolf Pack sports an all-time record of 530-464-33 (.533). Since joining the FBS in 1992, Nevada is 154-130 overall and 99-66 in conference play.

## JACKSON APPROACHING 2,000 CAREER ALL-PURPOSE YARDS

Senior RB Don Jackson boasts 1,938 career all-purpose yards at Nevada and is just 62 yards away from hitting the 2,000-yard milestone.

### JACKSON CAREER ALL-PURPOSE YARDS

Year	Games	Rush	Rec.	Total	Avg./G
2013	9	332	35	367	40.8
2014	13	957	157	1,114	85.7
2015	5	417	40	457	91.4
<b>Total</b>	<b>27</b>	<b>1,706</b>	<b>232</b>	<b>1,938</b>	<b>71.8</b>

## HONORARY CAPTAIN

XXXXXXXXXXXXXXXXXXXXXXXXXXXX

## CAREER STARTS

### Individual

Player	Starts	Consecutive
Joey Anglemire (OL)	11	1
Dameon Baber (DB)	2	2
Alex Bertrando (LB)	6	--
Tere Calloway (DB)	1	--
Austin Corbett (OL)	17	16
Wyatt Demps (WR)	3	--
Jordan Dobrich (LB)	21	1
Faigofie Faaituala (LB)	1	--
Salesa Faraimo (DT)	8	5
Evan Faunce (TE)	2	1
Jarred Gipson (TE)	24	5
Nathan Goltry (OL)	5	5
Hasaan Henderson (WR)	15	5
Jacob Henry (OL)	5	5
Don Jackson (RB)	18	18
Kendall Johnson (DB)	7	5
Lenny Jones (DE)	24	3
Adam Khouri (OL)	6	--
Bryan Lane Jr. (LB)	29	8
Rodney Lawson (WR)	1	--
Matthew Lyons (LB)	17	2
Jeremy Macauley (OL)	17	5
Kevin McReynolds	1	1
Elijah Mitchell (DB)	8	5
Matt Moen (TE)	4	--
Ahki Muhammad (DB)	3	--
Malik Reed	1	--
Jerico Richardson (WR)	17	10
Asauni Rufus (DB)	5	5
Korey Rush (DT)	1	--
Ian Seau (DE)	22	19
Tyler Stewart (QB)	6	5
Randy Uzoma (DB)	2	--
Rykeem Yates (DT)	22	--





# 2015 NEVADA WOLF PACK FOOTBALL — GAME NOTES



## NEVADA WHEN ...

2015 Under  
Season Polian

At home.....	1-2.....	8-7
On road.....	1-1.....	5-9
In overtime.....	0-0.....	0-1
Coming off a loss.....	1-1.....	7-6
Coming off a win.....	0-2.....	4-8
Coming off a bye.....	0-0.....	1-1
On grass field.....	0-1.....	0-4
On artificial surface.....	2-2.....	13-13
Playing a Top 25-ranked team.....	0-2.....	0-5
Playing during day.....	2-2.....	5-8
Playing at night.....	0-0.....	8-8
When on TV.....	0-2.....	5-10
-Pac-12 Networks.....	0-0.....	0-2
-CBS Sports.....	0-1.....	3-5
-ESPN networks.....	0-0.....	4-5
-ROOT Sports.....	0-0.....	0-1
-Other.....	0-1.....	2-1
When on MW Network.....	1-1.....	5-2
When on ESPN3.....	1-0.....	1-0
Scoring first.....	1-0.....	8-5
Opponent scores first.....	1-3.....	5-12
Leading after first.....	2-0.....	7-3
Trailing after first.....	0-3.....	5-11
Tied after first.....	0-0.....	3-2
Leading at halftime.....	2-0.....	8-4
Trailing at halftime.....	0-3.....	5-13
Tied at halftime.....	0-0.....	0-0
Leading after third.....	2-0.....	9-2
Trailing after third.....	0-3.....	4-14
Tied after third.....	0-0.....	0-1
Leading in rushing yards.....	2-0.....	11-2
Opponent leads in rushing.....	0-3.....	2-15
Producing a 100-yard rusher.....	2-1.....	10-6
Producing two 100-yard rushers.....	1-0.....	3-1
Allowing a 100-yard rusher.....	0-2.....	2-14
Leading in passing yards.....	0-1.....	3-8
Opponents leads in passing.....	2-2.....	10-9
Producing a 300-yard passer.....	0-0.....	2-3
Allowing a 300-yard passer.....	1-0.....	4-5
Leading in total yards.....	1-1.....	5-5
Opponent leads in total yards.....	1-2.....	5-12
Forcing more turnovers.....	2-0.....	10-4
Opponent forces more turnovers.....	0-0.....	1-5
Tied in turnovers forced.....	1-3.....	3-7
Winning time of possession.....	0-2.....	9-12
Committing more penalties.....	1-1.....	7-7
Committing fewer penalties.....	0-2.....	4-6
Committing the same # of penalties.....	1-0.....	2-4
Game decided by 1-3 points.....	1-0.....	2-0
Game decided by 4-7 points.....	0-1.....	1-8
Game decided by more than 7 pts.....	1-2.....	10-9
Scoring 0-19 points.....	0-1.....	0-5
Scoring 20-29 points.....	1-2.....	5-9
Scoring 30-plus points.....	1-0.....	5-1
Scoring 40-plus points.....	0-0.....	3-2
Allowing 0-19 points.....	1-0.....	9-1
Allowing 20-29 points.....	1-1.....	2-3
Allowing 30-plus points.....	0-0.....	1-4
Allowing 40-plus points.....	0-2.....	1-9
Scoring a TD via defense/ST.....	0-0.....	3-1
Allowing a TD via defense/ST.....	0-1.....	0-4
Uniforms (Jersey/Pants)		
• Blue/White.....	1-1.....	6-6
• White/White.....	0-1.....	2-3
• White/Silver.....	0-1.....	2-5
• Silver/Silver.....	0-0.....	1-2
• Silver/White.....	1-0.....	2-0
• Blue/Silver.....	0-0.....	0-1

## RICHARDSON SET TO JOIN HENDERSON IN 1,000 YARD RECEIVING CLUB

The Wolf Pack will likely boast two receivers with 1,000 yards in their careers as junior WR Jerico Richardson is 56 yards from the milestone. The 5-foot-11 receiver has 87 receptions, 944 yards and five touchdowns in 26 games with the Wolf Pack.

### RICHARDSON CAREER RECEIVING YARDS

Year	Games	Rec.	Yards	TD	Avg./G
2013	8	3	22	0	2.8
2014	13	56	644	3	50.4
2015	5	28	267	2	53.4
<b>Total</b>	<b>26</b>	<b>87</b>	<b>944</b>	<b>5</b>	<b>36.3</b>

## BABER STRIKES AGAIN

Free safety Dameon Baber has now tallied three interceptions in his first two collegiate games. The true freshman from Palmdale, Calif. tallied two interceptions in his first collegiate game at Buffalo before registering one pick against UNLV last Saturday.

- Baber leads the nation in interceptions by freshmen (3) and ranks first nationally in interceptions per game (1.50).
- Baber is one of four players in the Mountain West and is one of 28 players in FBS with at least three interceptions on the season.
- Baber has already matched last year's team-high for interceptions (Nigel Haikins, Duran Workman; 3). The last time Nevada had a player record more than three picks in a season was in 2011; Isaiah Frey (5), Khalid Wooten (4).

## JONES CLIMBS NEVADA'S RECORD BOOK

Senior DE Lenny Jones tallied a season-high 2.0 sacks in Nevada's loss to rivals UNLV, tallying his second career 2+ sack performance. Jones surpassed J.J. Milan (2002-06) and Ezra Butler (2004-07) in Nevada's record book and now ranks seventh all-time at Nevada with 17.0 career sacks.

- Among active players in FBS, Jones' 17.0 career sacks ranks 11th nationally and third in the Mountain West.

### NEVADA RECORD BOOK - CAREER SACKS

Rk.	Player (Years)	Sacks
1.	Jorge Cardova (2000-03)	31.0
2.	Dontay Moch (2007-10)	30.0
3.	Kevin Basped (2007-09)	23.5
4.	Brock Hekking (2011-14)	22.5
T5.	Brett Roy (2008-11)	18.0
T5.	Derek Kennard (2000-03)	18.0
<b>7.</b>	<b>Lenny Jones (2012-15)</b>	<b>17.0</b>
T8.	J.J. Milan (2002-04, 2006)	16.5
T8.	Ezra Butler (2004-07)	16.5
<b>T10.</b>	<b>Ian Seau (2013-15)</b>	<b>11.5</b>
T10.	Charles Wilson (2003-06)	11.5

## LYONS POSTS DOUBLE DIGIT TACKLES IN SECOND STRAIGHT GAME

Senior LB Matthew Lyons posted a game-high 12 tackles in Nevada's loss to UNLV to lead all defenders in tackles. His efforts followed his career-high 16 tackles last week in the Pack's victory at Buffalo.

- Lyons is now tied for first in the Mountain West in tackles on the season. Both Lyons and redshirt-freshman SS Asauni Rufus boast 46 tackles in 2015. The duo each rank tied for 21st nationally in tackles.
- Nevada and Bowling Green are the only two teams in the nation that has two players with at least 46 tackles on the season.

### MW TACKLE LEADERS - TOP 3

Rk.	Name, School	Tackles
<b>T1</b>	<b>Matthew Lyons, Nevada</b>	<b>46</b>
<b>T1</b>	<b>Asauni Rufus, Nevada</b>	<b>46</b>
3.	Nick Vigil, Utah State	43

## HENDERSON APPROACHES 100TH CAREER RECEPTION AT NEVADA

Junior WR Hasaan Henderson's third next catch will give him 100 career receptions at Nevada. Henderson boasts 97 receptions, 1,160 yards and seven touchdowns in 27 games with the Wolf Pack.

## IMPORTANCE OF THE GROUND GAME

A key to the Wolf Pack's success under head coach Brian Polian's downhill rushing mantra has been establishing the ground game. Nevada is 11-2 (.846) when outrushing its opponent compared to 2-15 (.118) when being outrushed in the Polian era. This season, Nevada is 2-0 when leading in rushing compared to 0-3 when trailing.

- Magic Number, 200: Nevada is also 10-3 when rushing for at least 200 yards and is 3-14 when being held under 200 rushing yards under Polian.
- The Wolf Pack is currently averaging 196.6 rushing yards per game, which ranks fifth in the Mountain West and 40th nationally.



## WOLF PACK'S BOWL STREAK AMONG THE NATION'S ELITE

In year two of his tenure, Brian Polian returned the Wolf Pack to a bowl game as Nevada advanced to the R+L Carriers New Orleans Bowl. It marked Nevada's 14th bowl appearance overall, and the ninth time in the past 10 years Nevada has reached a bowl game.

- The Wolf Pack is one of just four teams from outside the power five conferences to have advanced to nine bowl games in the past 10 years; Nevada, Boise State, BYU and Navy.
- Nevada is one of 20 teams in FBS to have advanced to nine bowl games in the past 10 years (list below).

Mountain West: Nevada, Boise State  
 Independent: BYU, Navy  
 ACC: Georgia Tech, Virginia Tech, Clemson, Florida State  
 Big Ten: Rutgers, Ohio State, Wisconsin  
 SEC: South Carolina, Florida, Georgia, LSU, Alabama  
 Big 12: TCU, West Virginia, Oklahoma, Texas, Oklahoma State  
 Pac-12: Oregon

## ZUZO REMAINS PERFECT

Junior PK Brent Zuzo split the uprights from 27 yards out in the third quarter of Nevada's loss to UNLV, improving to 7-of-7 on the season.

- Zuzo is the only kicker in the MW and is one of five kickers nationally with a perfect field goal percentage and at least seven attempts.
- Among active FBS players, Zuzo ranks tied for fifth in career FG percentage (83.3). Among active FBS kickers with at least 40 attempts, Zuzo ranks third in career FG percentage.
- Zuzo's 35 career made field goals ranks sixth in program history while his 195 career points ranks fifth in program history in career kicker scoring.

## FBS LEADERS IN CAREER FIELD GOAL PERCENTAGE

Rk.	Player, School	FGM	FGA	PCT
1.	Matthew McCrane, Kansas St.	20	21	95.2
2.	Aidan Schneider, Oregon	19	20	95.0
3.	Robert Aguayo, Florida State	52	57	91.2
4.	Ross Martin, Duke	61	72	84.7
<b>T5.</b>	<b>Brent Zuzo, Nevada</b>	<b>35</b>	<b>42</b>	<b>83.3</b>
T5.	Trevor Samson, BYU	20	24	83.3

## A TALE OF TWO HALVES

The Wolf Pack was shutout in the first half against its rivals UNLV, marking Nevada's first shutout in the opening half since Dec. 1, 2012 against Boise State. The Rebels led, 246-103, in total offense in the first half while four of Nevada's first six drives began with its own 10 yard line.

Nevada stepped it up in the second half, limiting the Rebels to 55 yards of total offense on 23 plays while posting a 240-55 advantage in total offense in the second half. In the fourth quarter alone, Nevada posted a 171-16 advantage in yards.

## PICK-SIX PROVES COSTLY IN BATTLE FOR THE FREMONT CANNON

Nevada pulled within three points of UNLV (13-10) with less than 11 minutes remaining in the contest, but a 52-yard interception return for a touchdown by Ryan McAleenan put the Rebels ahead 20-10. It marked Nevada's first allowed interception return for a touchdown since Oct. 4, 2014 against Boise State. The Wolf Pack is 0-4 in the Brian Polian era when allowing either a defensive or special teams touchdown.

## BOY EMERGING AS ONE OF NATION'S TOP PUNTERS

Junior P Alex Boy has punted 32 times this season for 1,430 yards, ranking third in the Mountain West and 23rd nationally with a 44.7 yards per punt average.

- Of Boy's 32 punts, 17 have either been downed inside the 20-yard line (10) or traveled 50+ (7) yards.
- In his Wolf Pack career, Boy has punted 91 times for 4,044 yards and a 44.4 yards per punt average. His current career average would rank first all-time in Nevada's program history. If Boy met the NCAA minimum of 100 career punts, his 44.4 career average would rank fifth nationally among active FBS players.

## NEVADA RECORD BOOK - TOP PUNTING AVERAGE

Rk.	Name (Years)	Average
1.	Alex Boy (2014-15)	44.4
2.	Chase Tenpenny (2012-13)	44.0
3.	Armando Avina (1993-94)	43.8

## STEWART SETS CAREER-HIGHS IN LOSS TO REBELS

Junior QB Tyler Stewart went 20-of-44 for 202 yards passing with one touchdown against UNLV. Stewart set career-high marks in completions (20), passing attempts (44) and rushing yards (61) while his 202 passing yards ranked tied for second in his career.

## ASAUNI RUFUS RANKS SECOND NATIONALLY IN TACKLES BY FRESHMEN

Redshirt freshman SS Asauni Rufus has posted 46 tackles on the season. Nationally, only Texas Tech's Dakota Allen (47) has more tackles than Rufus among freshmen.

## MILESTONE GAMES

### 100-YARD RUSHERS (Att.-Yards)

#### Don Jackson (6)

22-110..... vs. Southern Utah.....Aug. 30, 2014  
 12-106..... at San Jose State.....Sept. 27, 2014  
 20-124..... vs. San Diego State.....Nov. 1, 2014  
 28-121 .... at Air Force.....Nov. 15, 2014  
 22-132..... at UNLV.....Nov. 29, 2014  
 13-124..... vs. UC Davis.....Sept. 3, 2015

#### James Butler (4)

15-103..... vs. San Diego State.....Nov. 1, 2014  
 11-116..... at UNLV.....Nov. 29, 2014  
 17-107..... at Texas A&M.....Sept. 19, 2015  
 16-177..... at Buffalo.....Sept. 26, 2015

### 100-YARD RECIEVERS (Rec.-Yards)

#### Hasaan Henderson (2)

10-110..... at Colorado State.....Nov. 9, 2013  
 7-141 ..... vs. Boise State.....Oct. 4, 2014

#### Jerico Richardson (2)

13-177..... vs. Southern Utah.....Aug. 30, 2014  
 10-122..... vs. Colorado State.....Oct. 11, 2014

### 300-YARD PASSERS (Att.-Comp.-Yards)

None

## OVERTIME

Nevada is 4-6 all-time in its FBS history when it comes to overtime games.

The school's history in overtime games includes being part of the first-ever overtime game in FBS (I-A) history – the 1995 Las Vegas Bowl.

### Nevada's Overtime History (FBS)

Nov. 15, 2014.... at Air Force.....L, 45-38  
 Oct. 4, 2013..... vs. San Diego State....L, 51-44  
 Oct. 20, 2012.... vs. San Diego State....L, 39-38  
 Oct. 6, 2012..... vs. Wyoming.....W, 35-28  
 Nov. 26, 2010.... vs. Boise State.....W, 34-31  
 Oct. 14, 2007.... at Boise State....L, 69-67 (4OT)  
 Dec. 24, 2005.... vs. UCF\*.....W, 49-48  
 Oct. 23, 2004.... vs. Tulsa.....W, 54-48  
 Oct. 20, 2001.... at Rice.....L, 33-30  
 Dec. 14, 1995.... vs. Toledo^.....L, 40-37

\* -- Hawai'i Bowl; ^ -- Las Vegas Bowl



# 2015 NEVADA WOLF PACK FOOTBALL — GAME NOTES



## NEVADA PLAYERS OF THE WEEK

The Nevada coaching staff names players of the week after each Wolf Pack victory. Listed below is Nevada's 2015 players of the week following victories.

### Nevada 31, UC Davis 17

- Co-Off. POTW: QB Tyler Stewart; RB Don Jackson
- Def. POYW: DT Salesa Faraimo
- ST POTW: WR Andrew Celis
- Basalite Big Blocker: RT Jacob Henry
- Off. Scout POTW: WR Brandon Thompson
- Def. Scout POTW: LB Austin Paulhus

### Nevada 24, Buffalo 21

- Off. POTW: RB James Butler
- Def. POYW: FS Dameon Baber
- ST POTW: P Alex Boy
- Basalite Big Blocker: LT Austin Corbett
- Off. Scout POTW: WR Trae Wells
- Def. Scout POTW: DT Hausia Sekona

## EXPLOSIVE PLAYS

Explosive players are defined as rushes of at least 15 yards and pass completions of at least 20 yards.

### vs. UC DAVIS (7)

- 22-yard rush, Don Jackson
- 28-yard rush, Don Jackson
- 15-yard rush, James Butler
- 30-yard rush, Don Jackson
- 37-yard pass, T. Stewart to J. Richardson
- 17-yard rush, James Butler
- 15-yard rush, Tyler Stewart

### vs. No. 20 Arizona (3)

- 26-yard pass, T. Stewart to H. Henderson
- 18-yard rush, Don Jackson
- 33-yard rush, Tyler Stewart

### at No. 17 Texas A&M (7)

- 24-yard rush, James Butler
- 31-yard rush, Don Jackson
- 26-yard pass, T. Stewart to H. Henderson
- 25-yard rush, James Butler
- 33-yard pass, T. Stewart to J. Gipson
- 27-yard pass, T. Stewart to H. Henderson
- 27-yard rush, James Butler

### at Buffalo (4)

- 91-yard rush, James Butler
- 20-yard pass, T. Stewart to H. Henderson
- 55-yard rush, Don Jackson
- 17-yard rush, James Butler

### vs. UNLV (3)

- 15-yard rush, Tyler Stewart
- 22-yard pass, T. Stewart to J. Richardson
- 25-yard pass, T. Stewart to W. Demps

## Fewest Seniors

1. Wake Forest.....6
2. UCF.....9
3. Vanderbilt.....9
4. Old Dominion ..... 10
5. Pitt ..... 10
6. Eastern Michigan ..... 11
7. N.C. State..... 11
8. Nevada..... 12
9. Colorado ..... 12

## Fewest Seniors - Offense

1. Nevada..... 2
2. Pitt ..... 2
3. Wake Forest..... 2
4. Kentucky ..... 3
5. Old Dominion ..... 3
6. Colorado ..... 4
7. UCF..... 4

## Fewest Seniors - Off. Skill Positions

1. UCF.....0
2. Nevada..... 1
3. Kentucky ..... 1
4. Old Dominion ..... 1
5. Pitt ..... 1
6. Syracuse ..... 1

## YOUTH ON OFFENSE

Nevada has just two seniors on the offensive side of the ball, which is tied for the fewest in the nation along with Pitt and Wake Forest. Nevada's lone skill position senior (Don Jackson) is the second-fewest in the nation. Overall, the Wolf Pack has 12 seniors on the team, which is the eighth-fewest in the nation.

## WOLF PACK IN THE RED ZONE

Nevada has scored 15 times in 16 trips to the red zone this season, ranking second in the MW and 14th nationally with a 93.8 conversion percentage in the red zone. Nevada has been perfect in the red zone in four-of-five games this year.

- Last season, Nevada ranked first in the MW and sixth in the nation with a 92.5 red zone scoring percentage.

## THE DON JACKSON FILE

Senior RB Don Jackson ranks fifth in the Mountain West in scoring (8.4 p/pg) and fifth in rushing yards per game (83.4). Among active players, Jackson ranks fifth in the MW and 52nd nationally with 1,706 career rushing yards.

- Tracking 2,000: Jackson is 294 yards away from joining the 2,000 yards rushing club.

## CAREER RUSHING LEADERS IN THE MW

Rk.	Player, School	Games	Att.	Yards	TD
1.	Donnel Pumphrey, SDSU	31	510	3,048	32
2.	Marteze Waller, Fresno St.	40	486	2,587	19
3.	Jhurell Pressley, UNM	42	320	2,165	27
4.	Cole Gautsche, UNM	26	268	1,859	17
5.	<b>Don Jackson, Nevada</b>	<b>27</b>	<b>382</b>	<b>1,706</b>	<b>17</b>

## JACKSON CAREER RUSHING

Year	Games	Att.	Yards	TD	Avg./C.	Avg./G
2013	9	83	332	4	4.0	36.9
2014	13	216	957	7	4.4	73.6
2015	5	83	417	6	5.0	83.4
<b>Total</b>	<b>27</b>	<b>382</b>	<b>1,706</b>	<b>17</b>	<b>4.5</b>	<b>63.2</b>

## CELIS MAKING STRIDES IN PUNT RETURN

Entering the 2015 season, Nevada didn't have a single player on its roster with a career punt return. Redshirt freshman WR Andrew Celis has filled that void admirably, returning six punts for 105 yards through five games.

- Celis' 17.0 average punt return ranks tied for second in the MW and 14th nationally. Celis' punt return average also ranks second nationally, trailing only Texas A&M's Christian Kirk's 27.1 average.

## RICHARDSON EMERGES AS ONE OF MW'S TOP TARGETS

Junior WR Jerico Richardson has caught 28 passes for 266 yards and two touchdowns this season. Richardson ranks tied for third in the Mountain West with 5.6 receptions per game.

## TURNOVER MARGIN

The Wolf Pack has posted a +4 turnover margin through five games this season, ranking fourth in the MW and tied for 28th nationally with a +0.8 average turnover margin per game. Last season, Nevada posted a +0.85 turnover margin, which led the MW and ranked 11th nationally.

## BUTLER LEADING THE WOLF PACK GROUND ATTACK

Sophomore RB James Butler has rushed 66 times for a team-high 426 yards this season. Butler ranks fourth in the MW in average rushing yards per game (85.2) and 46th in FBS. Butler ran for a career-high 177 yards against Buffalo and eclipsed the 1,000 yard career rushing mark in the process.

## BUTLER CAREER RUSHING

Year	Games	Att.	Yards	TD	Avg./C.	Avg./G
2014	13	140	635	5	4.5	48.8
2015	5	66	426	1	6.5	85.2
<b>Total</b>	<b>18</b>	<b>206</b>	<b>1,061</b>	<b>6</b>	<b>5.2</b>	<b>8.9</b>

## THE UNION

Nevada's two-deep offensive line consists of seven underclassmen compared to just three upperclassmen, all of whom are juniors.





### DEPTH CHART NOTES (Full Depth: Pg. 11)

- Nevada's defensive depth chart remains unchanged from the UNLV game to the New Mexico game.
- Due to a pair of injuries on the Union, the Wolf Pack boasts two new offensive starters on its depth chart; sophomore Ziad Damanhoury is slated to make his first career start at left guard, while sophomore Joey Anglemire is penciled in as the starter at right guard.
- Nevada's offensive line featured the same starting five for the first four games of the season. Two of those starters aren't listed on this week's depth due to injury; Adam Khouri and Jeremy Macauley.
- Senior LB Bryan Lane Jr. is slated to make his 30th career start at Nevada this Saturday.

### MELCHER RETURNS TO THE FIELD

Sophomore WR Tucker Melcher made his first career appearance in the second half of Nevada's victory over UC Davis. The Reno native missed the 2014 season after suffering a serious brain infection that led to extended hospitalization. Now at full strength, Melcher is listed in the depth chart as a second-string F-WR.

### JONES LEADS CONFERENCE IN SACKS

Senior DE Lenny Jones and Fresno State's Ejiro Ederaine each lead the Mountain West with 4.0 sacks. On the season, Jones boasts 17 tackles, 4.0 sacks, 4.0 TFL, three passes defended and one forced fumble.

### EXPLOSIVE PLAYS

The Wolf Pack offense has generated 24 explosive plays (15+ rushing/20+ passing) on the season. Last week, Nevada was held to three explosive plays, matching a season-low mark.

### BUTLER SETS RECORD WITH 91-YARD RUSH

With Nevada backed up to its own four-yard line in the first quarter against Buffalo, James Butler broke free for a 91-yard rush down to the Bull's five-yard line. Butler scored on the very next play to tie the game at 7-7 with 3:07 left in the first quarter. Butler's long run marked the third-longest rush in program history and the longest non-scoring run in program history. Butler's 91-yard run is the second-longest rush in the MW this season.

### LONGEST RUNS FROM SCRIMMAGE - NEVADA HISTORY

Rk.	Player	Opponent	Season	Rush
1.	Johnny Gordon	Montana State	1984	98 (TD)
2.	Mark Granucci	Boise State	1971	92 (TD)
T3.	Mike Balentine	Sacramento State	1974	91 (TD)
<b>T3.</b>	<b>James Butler</b>	<b>Nevada</b>	<b>2015</b>	<b>91</b>

### PACK SETS SEASON-HIGH WITH 289 RUSHING YARDS

James Butler (177) and Don Jackson (113) each rushed for over 100 yards, leading Nevada to a season-high 289 rushing yards against Buffalo. The Pack out-gained the Bulls, 289-149, on the ground. Nevada's 289 rushing yards marked its third-highest rushing output in the Brian Polian era.

### STEWART GAME-BY-GAME

Date	Opp.	Result	C-Att.	Pct.	Yards	TD	Int.	QBR
9/3	UC Davis	W, 31-17	13-20	65.0	163	1	0	150.0
9/12	at No. 20 Arizona	L, 44-20	18-32	56.3	159	2	1	112.4
9/19	at No. 17 Texas A&M	L, 44-27	16-29	55.2	206	2	1	130.7
9/26	at Buffalo	W, 24-21	12-21	57.1	90	0	0	93.1
10/3	vs. UNLV	L, 23-17	20-44	45.5	202	1	1	87.0

### FRESHMEN MAKING AN IMPACT

The Wolf Pack played 16 freshmen so far in the 2015 season. Long snapper Wes Farnsworth, WR Victor Gonzalez and DB Dameon Baber are the only true freshmen to see the field yet. An additional 13 redshirt-freshmen have played this season; WR Andrew Celis, OL Daren Echeveria, QB Hunter Fralick; DE Jarid Joseph, LB Jake Lacaden, DT Kalei Meyer, DB Elijah Moody, DB Ahki Muhammad, DE Malik Reed, DB Asauni Rufus, DE Corey Rush, TE Brandon Scott and RB Blake Wright.

- Head coach Brian Polian also played 12 freshmen in the 2014 season and 19 freshmen in the 2013 season.

### PRESEASON HONORS

Nevada had 15 players earn preseason recognition from either a preseason trophy watch list or preseason all-conference list. The Pack's preseason honorees consisted of seven offensive players, six defensive players and two special teamers.

### STRENGTH OF SCHEDULE

The Wolf Pack's 2015 schedule consists of five teams that advanced to bowl games last season; Arizona, Fiesta Bowl; Texas A&M, Liberty Bowl; Fresno State, Hawai'i Bowl; Utah State, New Mexico Bowl; San Diego State, Poinsettia Bowl.

### WINNING SEASONS

Nevada has posted winning seasons in five out of its past six campaigns.

## CAREER ACTIVE LEADERS

### Offense

<b>Rushing yards</b>	
Don Jackson	1,706
James Butler	1,061
Tyler Stewart	162
<b>Rushing attempts</b>	
Don Jackson	382
James Butler	206
Tyler Stewart	48
<b>Rushing touchdowns</b>	
Don Jackson	17
James Butler	6
<b>Passing attempts</b>	
Tyler Stewart	183
Hunter Fralick	3
<b>Passing completions</b>	
Tyler Stewart	100
<b>Passing yards</b>	
Tyler Stewart	1,071
<b>Passing touchdowns</b>	
Tyler Stewart	9
<b>Receiving yards</b>	
Hasaan Henderson	1,160
Jerico Richardson	943
Jarred Gipson	430
Don Jackson	232
Wyatt Demps	158
<b>Receptions</b>	
Hasaan Henderson	97
Jerico Richardson	87
Jarred Gipson	48
Don Jackson	20
Wyatt Demps	14
<b>Receiving touchdowns</b>	
Hasaan Henderson	7
Jarred Gipson	5
Jerico Richardson	5
Don Jackson	2
<b>Total offense</b>	
Don Jackson	1,706
Tyler Stewart	1,231
James Butler	1,061
<b>All-purpose yards</b>	
Don Jackson	1,938
Hasaan Henderson	1,169
Jerico Richardson	1,157
James Butler	1,098
Elijah Mitchell	507
<b>Total points scored</b>	
Brent Zuzo	195
Don Jackson	118
Hasaan Henderson	44
James Butler	36
Jerico Richardson	36
Jarred Gipson	30
<b>Total touchdowns accounted for</b>	
Don Jackson	19
Tyler Stewart	10
Hasaan Henderson	7
James Butler	6
Jerico Richardson	6
Jarred Gipson	5



## CAREER ACTIVE LEADERS

### Defense/Special Teams

#### Kick returns

Elijah Mitchell.....	22
Jerico Richardson.....	10

#### Kick return yards

Elijah Mitchell.....	512
Jerico Richardson.....	210

#### Punt returns

Andrew Celis.....	6
-------------------	---

#### Punt return yards

Andrew Celis.....	105
-------------------	-----

#### Interceptions

Lenny Jones.....	3
Dameon Baber.....	3
Bryan Lane Jr.....	3
Kendall Johnson.....	1
Tere Calloway.....	1
Ian Seau.....	1
Jaden Sawyer.....	1

#### Tackles

Matthew Lyons.....	215
Jordan Dobrich.....	194
Bryan Lane Jr.....	163
Lenny Jones.....	121
Rykeem Yates.....	98
Ian Seau.....	75

#### Tackles for loss

Lenny Jones.....	24.0
Rykeem Yates.....	20.0
Ian Seau.....	19.5
Matthew Lyons.....	11.0
Bryan Lane Jr.....	8.5
Salesa Faraimo.....	7.5

#### Sacks

Lenny Jones.....	17.0
Ian Seau.....	11.5
Rykeem Yates.....	6.5

#### Fumbles forced

Lenny Jones.....	4
Jordan Dobrich.....	3
Ian Seau.....	3
Rykeem Yates.....	2
Randy Uzoma.....	2
Patrick Choudja.....	1
Kevin McReynolds.....	1
Alex Bertrando.....	1

#### Fumbles recovered

Lenny Jones.....	4
Matthew Lyons.....	3
Bryan Lane Jr.....	2
Alex Bertrando.....	2
Alex Bertrando.....	1
Jordan Dobrich.....	1
Rykeem Yates.....	1
Elijah Moody.....	1

#### Pass breakups

Ian Seau.....	9
Lenny Jones.....	9
Rykeem Yates.....	7
Bryan Lane Jr.....	6
Elijah Mitchell.....	5
Kendall Johnson.....	4

## 2015 MOUNTAIN WEST FOOTBALL PREDICTED ORDER OF FINISH

### West Division

1.....	San Diego State (27).....	177
2.....	Fresno State (3).....	141
<b>3.....</b>	<b>Nevada.....</b>	<b>113</b>
4.....	San José State.....	91
5.....	Hawai'i.....	70
6.....	UNLV.....	38

### Mountain Division

1.....	Boise State (28).....	177
2.....	Utah State (2).....	150
3.....	Colorado State (1).....	108
4.....	Air Force.....	90
5.....	Wyoming.....	64
6.....	New Mexico.....	41

## NEVADA TABBED FOR THIRD PLACE FINISH IN WEST DIVISION

The conference coaches voted Nevada to finish third in the MW West Division in the preseason All-MW poll. The Wolf Pack earned 113 points, finishing ahead of San José State, Hawai'i and UNLV. San Diego State earned 27 first place votes and 177 points overall to lead the West Division, followed by Fresno State. The reigning conference champions Boise State earned 177 points and was predicted to finish first in the Mountain Division. Utah State was voted second, followed by Colorado State, Air Force, Wyoming and New Mexico.

- In 2014, the Wolf Pack earned three first place votes and 130 points total, and was predicted to finish third in the West Division. Nevada went on to a 7-6 record, 4-4 mark in the conference and placed third in its division.

- In 2013, Nevada was predicted to place fourth in the MW Division before posting a 4-8 record, a 3-5 mark in league play and finishing fifth.

## SEAU AND BOY NAMED TO PRESEASON ALL-MOUNTAIN WEST TEAM

Nevada landed two student-athletes to the Preseason All-Mountain West team, which was voted on by coaches at MW media days in Las Vegas. Senior DE Ian Seau and junior P Alex Boy represented the Wolf Pack on the preseason all-conference squad.

## TEAM CAPTAINS

The Wolf Pack named senior RB Don Jackson, sophomore LT Austin Corbett, senior LB Jordan Dobrich and senior DE Lenny Jones its team captains for the 2015 season in a vote by players. Dobrich becomes Nevada's first three-time captain in recent program history, while Corbett is just the second sophomore to be named a captain in recent Pack history.

## THREE DOT REVIEW - THE 2014 SEASON

Nevada posted a 7-6 record last season, went 4-4 in Mountain West play and advanced to the R+L Carriers New Orleans Bowl ... Year two of the Brian Polian era saw Nevada improve by three victories and reach the program's ninth bowl game in the past 10 years ... The Wolf Pack's highlight victories includes; downing Pac-12 foe Washington State at a white-out Mackay Stadium, overturning a two-score deficit to win at BYU, dismantling San Diego State at home with a 16-point victory margin and returning the Fremont Cannon to Reno with a blowout win at UNLV to conclude the regular season .... Nevada went 4-4 in the MW and finished third in the West Division ... The Pack ranked fourth in the conference in scoring offense (29.2) and seventh in scoring defense (27.2) ... Nine players were named to the all-conference teams; senior DE Brock Hekking (2nd), junior DE Ian Seau (2nd), senior C Matt Galas (2nd), sophomore TE Jarred Gipson (2nd), sophomore P Alex Boy (2nd), senior QB Cody Fajardo (HM), senior LB Jonathan McNeal (HM), senior CB Charles Garrett (HM) and junior DL Rykeem Yates (HM).

## RETURNING PLAYERS

The Wolf Pack returns 33 letter winners and 13 starters from last year's campaign, with starter being defined as a player who started in at least five games.

## RETURNING COACHES

The Wolf Pack returns the entirety of its coaching staff from last season as Brian Polian enters year three of his tenure at Nevada. The Wolf Pack added a pair of graduate assistant coaches in Brad Rogers and Makana Garrigan.

## WOLF PACK RADIO COVERS THE SILVER STATE

The Wolf Pack Radio Network has added additional affiliates throughout the state and expanded its football pre-game show to 90 minutes this season. The show will break down the day's game, featuring interviews with Polian, Wolf Pack players and analysis of the Wolf Pack's opponents. Nevada play-by-play voice Ryan Radtke will host the pre-game show and will be joined by analyst Kevin Grimes.

### Wolf Pack radio can be heard on the following stations:

- Reno - KUUB, 94.5 FM
- Reno - KPLY, 630 AM
- Carson City - KUUB, 94.3 FM
- Elko - KZBI, 94.5 FM
- Ely - KELY, 1230 AM
- Las Vegas - KBAD, 920 AM
- Winnemucca - KWNA, 1400 AM
- Yerington - KSVL, 92.3 FM
- NevadaWolfPack.com



# 2015 NEVADA WOLF PACK FOOTBALL — DEPTH CHART



## Offense

Pos. ... #	Name	Ht.	Wt.	Class	Exp.	Hometown (Last School)
<b>LT</b> ..... 73	<b>Austin Corbett</b>	6-4	300	So.	1V	Sparks, Nev. (Reed HS)
63	Daren Echeveria	6-4	280	RS-Fr.	RS	Antelop Valley, Calif. (Antelop Valley HS)
<b>LG</b> ..... 77	<b>Ziad Damanhoury</b>	6-6	310	So.	SQ	San Diego, Calif. (La Jolla Country Day)
68	Brent Roling	6-6	300	Sr.	SQ	Murrieta, Calif. (Vista Murrieta HS)
<b>C</b> ..... 62	<b>Nathan Goltry</b>	6-2	300	Jr.	SQ	Rancho Cucamonga, Calif. (Chaffey College)
66	Thomas Newton	6-1	250	So.	RS	Las Vegas, Nev. (Arbor View HS)
<b>RG</b> ..... 61	<b>Joey Anglemire</b>	6-3	295	So.	1V	Wahiawa, Hawai'i (Mililani HS)
68	Brent Roling	6-6	300	Sr.	SQ	Murrieta, Calif. (Vista Murrieta HS)
<b>RT</b> ..... 79	<b>Jacob Henry</b>	6-4	280	Jr.	1V	Lemoore, Calif. (Lemoore Union HS)
61	Joey Anglemire	6-3	295	So.	1V	Wahiawa, Hawai'i (Mililani HS)
<b>TE</b> ..... 47	<b>Jarred Gipson</b>	6-1	240	Jr.	2V	Houston, Texas (Cypress Creek HS)
88	Evan Faunce	6-4	240	So.	TR	Indianapolis, Ind. (Glendale CC)
45	Austin Carrow	6-3	255	Jr.	SQ	Novato, Calif. (Novato HS)
<b>F</b> ..... 12	<b>Hasaan Henderson</b>	6-5	220	Jr.	2V	Las Vegas, Nev. (Las Vegas HS)
82	Tucker Melcher	6-1	190	So.	RS	Reno, Nev. (Galena HS)
<b>X</b> ..... 84	<b>Jerico Richardson</b>	5-11	190	Jr.	2V	North Hills, Calif. (Bishop Alemany HS)
83	Andrew Celis	5-11	190	RS-Fr.	RS	San Quentin, Calif. (Marin Catholic HS)
<b>Z</b> ..... 19	<b>Wyatt Demps</b>	6-4	195	So.	SQ	Elk Grove, Calif. (Pleasant Grove HS)
13	Rodney Lawson	6-0	190	Jr.	TR	Hayward, Calif. (Patterson HS)
81	Victor Gonzalez	6-0	170	Fr.	HS	Riverside, Calif. (Norte Vista HS)
<b>RB</b> ..... 6	<b>Don Jackson</b>	5-10	210	Sr.	2V	Sacramento, Calif. (Iowa Western CC)
20	James Butler	5-9	200	So.	1V	Bloomington, Ill. (Saint Francis HS)
33	Blake Wright	5-10	200	RS-Fr.	RS	Fresno, Calif. (Edison HS)
<b>QB</b> ..... 15	<b>Tyler Stewart</b>	6-4	220	Jr.	1V	Simi Valley, Calif. (Sierra Canyon HS)
11	Hunter Fralick	6-2	205	RS-Fr.	RS	Sparks, Nev. (Spanish Spring HS)
14	Danté Mayes	6-2	190	So.	SQ	Pittsburg, Calif. (Freedom HS)

## Defense

Pos. ... #	Name	Ht.	Wt.	Class	Exp.	Hometown (Last School)
<b>DE</b> ..... 8	<b>Ian Seau</b>	6-3	250	Sr.	2V	Oceanside, Calif. (Grossmont College)
90	Malik Reed	6-1	245	RS-Fr.	RS	Dothan, Ala. (Dothan HS)
<b>NT</b> ..... 97	<b>Salesa Faraimo</b>	6-2	290	Jr.	2V	Sacramento, Calif. (Grant HS)
92	Kevin McReynolds	6-2	300	Sr.	TR	Washington D.C. (UCLA)
<b>DT</b> ..... 55	<b>Rykeem Yates</b>	6-2	280	Sr.	3V	Fresno, Calif. (Edison HS)
91	Kalei Meyer	6-1	270	RS-Fr.	RS	Waipahu, Hawai'i (Kamehameha HS)
99	Korey Rush	6-1	260	RS-Fr.	RS	Salt Lake City, Utah (East HS)
<b>DE</b> ..... 94	<b>Lenny Jones</b>	6-3	270	Sr.	3V	San Leandro, Calif. (San Leandro HS)
95	Patrick Choudja	6-3	235	So.	1V	Oakley, Calif. (Freedom HS)
<b>LB</b> ..... 9	<b>Matthew Lyons</b>	6-2	220	Sr.	2V	Los Angeles, Calif. (L.A. Pierce College)
5	Faigofie Faaituala	6-1	230	Sr.	1V	Carson, Calif. (El Camino College)
<b>LB</b> ..... 49	<b>Jordan Dobrich</b>	6-2	240	Sr.	3V	Magalia, Calif. (Paradise HS)
56	Alex Bertrando	6-2	225	Jr.	2V	Loomis, Calif. (Del Oro H.S.)
<b>LB</b> ..... 25	<b>Bryan Lane Jr.</b>	6-4	220	Sr.	3V	Sacramento, Calif. (Christian Brothers HS)
10	L.J. Jackson	6-0	200	Jr.	1V	Reno, Nev. (Hug HS)
<b>CB</b> ..... 26	<b>Kendall Johnson</b>	6-0	185	So.	1V	Lafayette, La. (Saint Thomas More HS)
3	Ahki Muhammad	5-9	185	RS-Fr.	RS	East Palo Alto, Calif. (James Logan HS)
31	Randy Uzoma	6-1	205	Jr.	2V	Canoga Park, Calif. (Canoga Park HS)
<b>SS</b> ..... 2	<b>Asuani Rufus</b>	6-0	190	RS-Fr.	RS	Bakersfield, Calif. (Bakersfield HS)
16	Jaden Sawyer	6-0	195	So.	1V	San Jose, Calif. (Bellarmine Prep)
<b>FS</b> ..... 23	<b>Dameon Baber</b>	5-11	180	Fr.	HS	Palmdale, Calif. (Palmdale HS)
30	Teré Calloway	5-10	185	So.	1V	Seattle, Wash. (Seattle Prep)
<b>CB</b> ..... 28	<b>Elijah Mitchell</b>	5-8	180	Jr.	2V	Corona, Calif. (Roosevelt HS)
18	Elijah Moody	5-11	175	RS-Fr.	RS	Long Beach, Calif. (Long Beach Poly HS)

## Specialists

Pos. ... #	Name	Ht.	Wt.	Class	Exp.	Hometown (Last School)
<b>PK</b> ..... 40	<b>Brent Zuzo</b>	5-10	180	Jr.	2V	Canton, Mich. (Plymouth HS)
48	Spencer Pettit	5-9	170	Fr.	HS	Snohomish, Wash. (Glacier Peak HS)
<b>P</b> ..... 46	<b>Alex Boy</b>	6-3	200	Jr.	1V	Long Beach, Calif. (Long Beach City College)
40	Brent Zuzo	5-10	180	Jr.	2V	Canton, Mich. (Plymouth HS)
<b>KR</b> ..... 28	<b>Elijah Mitchell</b>	5-8	180	Jr.	2V	Corona, Calif. (Roosevelt HS)
84	Jerico Richardson	5-11	190	Jr.	2V	North Hills, Calif. (Bishop Alemany HS)
<b>PR</b> ..... 83	<b>Andrew Celis</b>	5-11	190	RS-Fr.	RS	San Quentin, Calif. (Marin Catholic HS)
<b>LS/SS</b> ..... 42	<b>Wes Farnsworth</b>	6-1	200	Fr.	HS	Reno, Nev. (Bishop Manogue HS)
<b>H</b> ..... 46	<b>Alex Boy</b>	6-3	200	Jr.	1V	Long Beach, Calif. (Long Beach City College)





# 2015 NEVADA WOLF PACK FOOTBALL — ALPHABETICAL ROSTER



## 2015 NEVADA FOOTBALL ALPHABETICAL ROSTER

No...	Name .....	Pos.....	Ht.....	Wt.....	Yr .....	Exp.....	Hometown (Last School)
61.....	Joey Anglemire.....	OL.....	6-3.....	295.....	So.....	1V.....	Wahiawa, Hawaii (Mililani HS)
23.....	Dameon Baber.....	DB.....	5-11.....	180.....	Fr.....	HS.....	Palmdale, Calif. (Palmdale HS)
56.....	Alex Bertrando.....	LB.....	6-2.....	225.....	Jr.....	2V.....	Loomis, Calif. (Del Oro HS)
46.....	Alex Boy.....	P.....	6-3.....	200.....	Jr.....	1V.....	Long Beach, Calif. (Long Beach City College)
35.....	Riley Brand.....	LB.....	6-1.....	215.....	Fr.....	HS.....	Anaheim, Calif. (Orange Lutheran HS)
22.....	Maliek Broady.....	RB.....	5-11.....	190.....	Fr.....	HS.....	Las Vegas, Nev. (Sierra Vista HS)
20.....	James Butler.....	RB.....	5-9.....	200.....	So.....	1V.....	Bloomington, Ill. (Saint Francis HS)
30.....	Teré Calloway.....	DB.....	5-10.....	185.....	So.....	1V.....	Seattle, Wash. (Seattle Prep)
53.....	Roosevelt Calhoun.....	LB.....	5-10.....	220.....	Fr.....	HS.....	Reno, Nev. (Hug HS)
64.....	Shane Cannon.....	OL.....	6-5.....	260.....	So.....	RS.....	Shrewsbury, Mass. (Assumption)
45.....	Austin Carow.....	TE.....	6-3.....	255.....	Jr.....	SQ.....	Novato, Calif. (Novato HS)
83.....	Andrew Celis.....	WR.....	5-11.....	190.....	RS-Fr.....	RS.....	San Quentin, Calif. (Marin Catholic HS)
95.....	Patrick Choudja.....	DE.....	6-3.....	235.....	So.....	1V.....	Oakley, Calif. (Freedom HS)
2.....	Dominic Christian.....	WR.....	6-1.....	180.....	Fr.....	HS.....	Chicago, Ill. (Hales Franciscan HS)
44.....	Kori Collons.....	DE.....	6-5.....	215.....	Fr.....	HS.....	Sacramento, Calif. (Jesuit HS)
51.....	Colton Concellos.....	LB.....	6-3.....	220.....	So.....	SQ.....	Lompoc, Calif. (Lompoc HS)
73.....	Austin Corbett.....	OL.....	6-4.....	300.....	So.....	1V.....	Sparks, Nev. (Reed HS)
19.....	Tyler Crandall.....	DB.....	5-11.....	185.....	Fr.....	HS.....	Folsom, Calif. (Folsom HS)
77.....	Ziad Damanhoury.....	OL.....	6-6.....	310.....	So.....	SQ.....	San Diego, Calif. (La Jolla Country Day)
58.....	Nolan Dambacher.....	DE.....	6-3.....	250.....	Jr.....	1V.....	Sonora, Calif. (Sonora HS)
22.....	Jimbo Davis.....	DB.....	5-10.....	180.....	So.....	SQ.....	North Bend, Wash. (Mount Si HS)
69.....	Cody DeHaan.....	OL.....	6-4.....	250.....	Fr.....	HS.....	Sparks, Nev. (Reed HS)
19.....	Wyatt Demps.....	WR.....	6-4.....	195.....	So.....	SQ.....	Elk Grove, Calif. (Pleasant Grove HS)
49.....	Jordan Dobrich.....	LB.....	6-2.....	240.....	Sr.....	3V.....	Magalia, Calif. (Paradise HS)
54.....	John Durney.....	LB.....	6-0.....	240.....	Jr.....	TR.....	Yreka, Calif. (College of the Siskiyous)
63.....	Daren Echeveria.....	OL.....	6-4.....	280.....	RS-Fr.....	RS.....	Antelope Valley, Calif. (Antelope Valley HS)
28.....	Jason Elenberger.....	WR.....	5-11.....	170.....	RS-Fr.....	TR.....	Sacramento, Calif. (Air Force)
5.....	Faigofie Faaituala.....	LB.....	6-1.....	230.....	Sr.....	1V.....	Carson, Calif. (El Camino College)
97.....	Salesa Faraimo.....	DT.....	6-2.....	290.....	Jr.....	2V.....	Sacramento, Calif. (Grant HS)
42.....	Wes Farnsworth.....	LS/DB.....	6-1.....	200.....	Fr.....	HS.....	Reno, Nev. (Bishop Manogue HS)
88.....	Evan Faunce.....	TE.....	6-4.....	240.....	So.....	TR.....	Indianapolis, Ind. (Glendale CC)
13.....	Cory Fisher.....	P.....	5-11.....	175.....	Fr.....	HS.....	Henderson, Nev. (Foothill HS)
43.....	Colin Flannery.....	TE.....	6-5.....	215.....	Fr.....	HS.....	Richmond, Texas (George Ranch HS)
11.....	Hunter Fralick.....	QB.....	6-2.....	205.....	RS-Fr.....	RS.....	Sparks, Nev. (Spanish Springs HS)
75.....	Casey Gernaat.....	DE.....	6-3.....	250.....	Fr.....	HS.....	Atherton, Calif. (Menlo-Atherton HS)
47.....	Jarred Gipson.....	TE.....	6-1.....	240.....	Jr.....	2V.....	Houston, Texas (Cypress Creek HS)
62.....	Nathan Goltry.....	OL.....	6-2.....	300.....	Jr.....	SQ.....	Rancho Cucamonga, Calif. (Chaffey College)
81.....	Victor Gonzalez.....	WR.....	6-0.....	170.....	Fr.....	HS.....	Riverside, Calif. (Norte Vista HS)
29.....	Martin Hargove.....	WR.....	6-0.....	190.....	Fr.....	HS.....	Sparks, Nev. (Reed HS)
12.....	Hasaan Henderson.....	WR.....	6-5.....	220.....	Jr.....	2V.....	Las Vegas, Nev. (Las Vegas HS)
79.....	Jacob Henry.....	OL.....	6-4.....	280.....	Jr.....	1V.....	Lemoore, Calif. (Lemoore Union HS)
67.....	Jake Herron.....	OL.....	6-2.....	240.....	Fr.....	HS.....	Napa, Calif. (Napa HS)
6.....	Don Jackson.....	RB.....	5-10.....	210.....	Sr.....	2V.....	Sacramento, Calif. (Iowa Western CC)
10.....	L.J. Jackson.....	LB.....	6-0.....	200.....	Jr.....	1V.....	Reno, Nev. (Hug HS)
26.....	Kendall Johnson.....	DB.....	6-0.....	185.....	So.....	1V.....	Lafayette, La. (Saint Thomas More HS)
94.....	Lenny Jones.....	DE.....	6-3.....	270.....	Sr.....	3V.....	San Leandro, Calif. (San Leandro HS)
36.....	Jarid Joseph.....	DE.....	6-2.....	230.....	RS-Fr.....	RS.....	Lakewood, Calif. (Lakewood HS)
4.....	Austin Kafentzis.....	QB.....	6-1.....	200.....	Fr.....	TR.....	Sandy, Utah (Wisconsin)
11.....	Cal Kee.....	DB.....	6-0.....	190.....	Fr.....	HS.....	Hampton Va. (Hampton HS)
60.....	Adam Khouri.....	OL.....	6-3.....	300.....	So.....	1V.....	Huntington Beach, Calif. (Huntington Beach HS)
34.....	Brett Kokesh.....	RB.....	5-8.....	185.....	RS-Fr.....	RS.....	San Bernardino, Calif. (Citrus Valley HS)
24.....	David Kruskamp.....	DB.....	6-0.....	180.....	RS-Fr.....	RS.....	Milpitas, Calif. (Milpitas HS)
54.....	Gannon Laidlaw.....	OL.....	6-5.....	270.....	Fr.....	HS.....	Pope Valley, Calif. (St. Helena HS)
38.....	Jake Lacaden.....	LB.....	5-11.....	215.....	RS-Fr.....	RS.....	Kapolei, Hawaii (Saint Louis School)
25.....	Bryan Lane Jr.....	LB.....	6-4.....	220.....	Sr.....	3V.....	Sacramento, Calif. (Christian Brothers HS)
13.....	Rodney Lawson.....	WR.....	6-0.....	190.....	Jr.....	TR.....	Hayward, Calif. (Patterson HS)
70.....	Humberto Lopez.....	OL.....	6-5.....	310.....	Jr.....	RS.....	Desert Hot Springs, Calif. (College of the Desert)
74.....	Ilya Lopez.....	OL.....	6-3.....	275.....	So.....	TR.....	Moraga, Calif. (CC of San Francisco)
9.....	Matthew Lyons.....	LB.....	6-2.....	220.....	Sr.....	2V.....	Los Angeles, Calif. (L.A. Pierce College)
59.....	Marc Ma.....	DE.....	6-2.....	230.....	RS-Fr.....	RS.....	Honolulu, Hawaii (Iolani HS)
72.....	Jeremy Macauley.....	OL.....	6-1.....	300.....	Jr.....	1V.....	Sparks, Nev. (Reed HS)
37.....	Trent Mahler.....	LB.....	6-1.....	210.....	Jr.....	SQ.....	Concord, Calif. (Concord HS)
14.....	Danté Mayes.....	QB.....	6-2.....	190.....	So.....	SQ.....	Pittsburg, Calif. (Freedom HS)
43.....	Tully McCalister.....	DB.....	5-11.....	200.....	RS-Fr.....	RS.....	Palo Alto, Calif. (Palo Alto HS)
76.....	Austin McNinch.....	OL.....	6-4.....	275.....	Jr.....	TR.....	Reno, Nev. (DeAnza College)
92.....	Kevin McReynolds.....	DL.....	6-2.....	300.....	Sr.....	TR.....	Washington D.C. (UCLA)
82.....	Tucker Melcher.....	WR.....	6-1.....	190.....	So.....	RS.....	Reno, Nev. (Galena HS)



# 2015 NEVADA WOLF PACK FOOTBALL — ALPHABETICAL ROSTER



No.	Name	Pos.	Ht.	Wt.	Yr.	Exp.	Hometown (Last School)
91	Kalei Meyer	DT	6-1	270	RS-Fr	RS	Waipahu, Hawaii (Kamehameha HS)
98	Jeremy Miller	DT	5-11	285	Sr.	SQ	Arlington, Texas (Tyler JC)
28	Elijah Mitchell	DB	5-8	180	Jr.	2V	Corona, Calif. (Roosevelt HS)
85	Matt Moen	TE	6-3	245	So.	1V	Cibolo, Texas (Byron P. Steele II HS)
4	Dekembe Montgomery	DB	6-1	180	Fr.	HS	Reno, Nev. (Hug HS)
18	Elijah Moody	DB	5-11	175	RS-Fr.	RS	Long Beach, Calif. (Long Beach Poly HS)
23	Kelton Moore	RB	5-11	210	Fr.	HS	Arlington, Texas (Juan Sequin HS)
3	Ahki Muhammad	DB	5-9	185	RS-Fr.	RS	East Palo Alto, Calif. (James Logan HS)
29	E.J. Muhammad	DB	5-11	175	Fr.	HS	DeSoto, Texas (DeSoto HS)
66	Thomas Newton	OL	6-1	250	So.	RS	Las Vegas, Nev. (Arbor View HS)
17	Brenden O'Leary-Orange	WR	6-4	205	Fr.	HS	Toronto, Canada (St. Joseph HS)
57	Thomas Parker	LB	6-1	230	Jr.	TR	Antelope, Calif. (American River CC)
50	Austin Paulhus	LB	6-1	230	Jr.	TR	Granite Bay, Calif. (American River HS)
48	Spencer Pettit	PK	5-9	170	Fr.	HS	Snohomish, Wash. (Glacier Peak HS)
65	Clifford Porter	OL	6-5	295	Fr.	HS	Reno, Nev. (Hug HS)
80	Devin Porter	WR	6-3	180	Fr.	HS	Reno, Nev. (Hug HS)
3	Joe Pyle	QB	6-3	200	Fr.	HS	Fallon, Nev. (Churchill Country HS)
90	Malik Reed	DE	6-1	245	RS-Fr.	RS	Dothan, Ala. (Dothan HS)
84	Jerico Richardson	WR	5-11	190	Jr.	2V	North Hills, Calif. (Bishop Alemany HS)
89	Kameron Richardson	WR	6-7	220	Jr.	SQ	Windsor, Calif. (CC of San Francisco)
68	Brent Roling	OL	6-6	300	Sr.	SQ	Murrieta, Calif. (Vista Murrieta HS)
71	Joseph Rose	OL	6-4	250	Fr.	HS	North Las Vegas, Nev. (Cheyenne HS)
2	Asauni Rufus	DB	6-0	190	RS-Fr.	RS	Bakersfield, Calif. (Bakersfield HS)
99	Korey Rush	DT	6-1	260	RS-Fr.	RS	Salt Lake City, Utah (East HS)
78	Adam Sagapolo	DT	6-2	260	Jr.	TR	Hayward, Calif. (College of San Mateo)
87	Brayden Sanchez	WR	5-11	200	Jr.	1V	Hanford, Calif. (Fresno City College)
16	Jaden Sawyer	DB	6-0	195	So.	1V	San Jose, Calif. (Bellarmine Prep)
86	Brandon Scott	TE	6-3	230	RS-Fr.	RS	Yucaipa, Calif. (Yucaipa HS)
8	Ian Seau	DE	6-3	250	Sr.	2V	Oceanside, Calif. (Grossmont College)
96	Hausia Sekona	DT	6-1	265	Fr.	HS	Salt Lake City, Utah (East HS)
7	Gabe Sewell	LB	6-0	230	Fr.	HS	St. George, Utah (Desert Hills HS)
93	Jordan Silva	DT	6-4	245	RS-Fr.	RS	Murrieta, Calif. (Murrieta Valley HS)
45	West Simpson	LB	6-0	205	Fr.	LB	Sacramento, Calif. (Sacramento HS)
13	Cristian Solano	QB	6-1	170	Fr.	HS	San Fernando, Calif. (San Fernando HS)
32	Devoreaux Stewart	DB	5-11	195	Jr.	SQ	Westlake Village, Calif. (Oaks Christian HS)
15	Tyler Stewart	QB	6-4	220	Jr.	1V	Simi Valley, Calif. (Sierra Canyon HS)
10	Alex Strathearn	TE	6-5	215	Jr.	HS	San Mateo, Calif. (San Mateo HS)
52	Trevor Taft	LB	6-2	220	Sr.	2V	San Ramon, Calif. (California HS)
39	Ricky Thomas Jr.	DE	6-1	215	Fr.	HS	Reno, Nev. (McQueen HS)
39	Brandon Thompson	WR	6-2	195	RS-Fr.	RS	Sacramento, Calif. (Christian Brothers HS)
20	Cameron Turner	DB	5-10	170	Fr.	HS	Munford, Ala. (Munford HS)
31	Randy Uzoma	DB	6-1	205	Jr.	2V	Canoga Park, Calif. (Canoga Park HS)
24	Lucas Weber	RB	6-0	215	RS-Fr.	RS	Reno, Nev. (McQueen HS)
35	Trae Wells	WR	6-2	205	RS-Fr.	RS	Sparks, Nev. (Reed HS)
26	Sheldon White	WR	5-10	160	Fr.	HS	Visalia, Calif. (Golden West HS)
34	Travis Wilson	LB	6-1	215	So.	1V	Cedar Hill, Texas (Cedar Hill HS)
17	Cameron Winston	DB	6-0	190	Jr.	TR	Kansas City, Mo. (Laney College)
33	Blake Wright	RB	5-10	200	RS-Fr.	RS	Fresno, Calif. (Edison HS)
55	Rykeem Yates	DT	6-2	280	Sr.	3V	Fresno, Calif. (Edison HS)
16	Jake Young	QB	6-0	205	RS-Fr.	RS	Hanford, Calif. (Hanford HS)
57	David Zavala	OL	6-2	280	Fr.	HS	Lakewood, Calif. (Lakewood HS)

### 2015 Nevada Football Coaching Staff (game day locations)

Brian Polian, head coach, 3rd season (field)  
 Scott Boone, DC/LBs, 2nd season (field)  
 Lester Erb, STC/RBs, 3rd season (field)  
 Jim Hofher, Assistant HC/WRs, 3rd season (press box)  
 Nick Rolovich, OC/QBs, 4th season (field)  
 Cheston Blackshear, TEs, 3rd season (press box)  
 Mike Bradeson, Recruiting Cord./Safeties, 12th season (press box)  
 Ron Hudson, OL, 3rd season (field)  
 Bill Teerlinck, DL, 3rd season (field)  
 Ricky Thomas, DBs, 3rd season (field)  
 Pat Denecke, Graduate Assistant - defense (press box)  
 Steven King, Graduate Assistant - offense (field)  
 Brad Rogers, Graduate Assistant - offense (press box)  
 Makana Garrigan, Graduate Assistant - defense (press box)



# 2015 NEVADA WOLF PACK FOOTBALL — NUMERICAL ROSTER & PRONUNCIATION GUIDE



No...	Name.....	Pos
2.....	Dominic Christian.....	WR
2.....	Asauni Rufus.....	DB
3.....	Ahki Muhammad.....	DB
3.....	Joe Pyle.....	QB
4.....	Austin Kafentzis.....	QB
4.....	Dekembe Montgomery.....	DB
5.....	Faigofie Faaituala.....	LB
6.....	Don Jackson.....	RB
7.....	Gabe Sewell.....	LB
8.....	Ian Seau.....	DE
9.....	Matthew Lyons.....	LB
10.....	L.J. Jackson.....	LB
10.....	Alex Strathearn.....	TE
11.....	Hunter Fralick.....	QB
11.....	Cal Kee.....	DB
12.....	Hasaan Henderson.....	WR
13.....	Cory Fisher.....	P
13.....	Cristian Solano.....	QB
13.....	Rodney Lawson.....	WR
14.....	Danté Mayes.....	QB
15.....	Tyler Stewart.....	QB
16.....	Jaden Sawyer.....	DB
16.....	Jake Young.....	QB
17.....	Brenden O'Leary-Orange.....	WR
17.....	Cameron Winston.....	DB
18.....	Elijah Moody.....	DB
19.....	Tyler Crandall.....	DB
19.....	Wyatt Demps.....	WR
20.....	James Butler.....	RB
20.....	Cameron Turner.....	DB
22.....	Maliek Broady.....	RB
22.....	Jimbo Davis.....	DB
23.....	Dameon Baber.....	DB
23.....	Kelton Moore.....	RB
24.....	David Kruskamp.....	DB
24.....	Lucas Weber.....	RB
25.....	Bryan Lane Jr.....	LB
26.....	Kendall Johnson.....	DB
26.....	Sheldon White.....	WR
28.....	Jason Elenberger.....	WR
28.....	Elijah Mitchell.....	DB
29.....	Martin Hargove.....	WR
29.....	E.J. Muhammad.....	DB
30.....	Teré Calloway.....	DB
31.....	Randy Uzoma.....	DB
32.....	Devoreaux Stewart.....	DB
33.....	Blake Wright.....	RB
34.....	Brett Kokesh.....	RB
34.....	Travis Wilson.....	LB
35.....	Riley Brand.....	LB
35.....	Trae Wells.....	WR
36.....	Jarid Joseph.....	DE
37.....	Trent Mahler.....	LB
38.....	Jake Lacaden.....	LB
39.....	Ricky Thomas Jr.....	DE
39.....	Brandon Thompson.....	WR
40.....	Brent Zuzo.....	PK
42.....	Wes Farnsworth.....	LS/DB
43.....	Colin Flannery.....	TE
43.....	Tully McCalister.....	DB
44.....	Kori Collons.....	DE

No...	Name.....	Pos
45.....	Austin Carrow.....	TE
45.....	West Simpson.....	LB
46.....	Alex Boy.....	P
47.....	Jarred Gipson.....	TE
48.....	Spencer Pettit.....	PK
49.....	Jordan Dobrich.....	LB
50.....	Austin Paulhus.....	LB
51.....	Colton Concellos.....	LB
52.....	Trevor Taft.....	LB
53.....	Roosevelt Calhoun.....	LB
54.....	John Durney.....	LB
54.....	Gannon Laidlaw.....	OL
55.....	Rykeem Yates.....	DT
56.....	Alex Bertrando.....	LB
57.....	Thomas Parker.....	LB
57.....	David Zavala.....	OL
58.....	Nolan Dambacher.....	DE
59.....	Marc Ma.....	DE
60.....	Adam Khouri.....	OL
61.....	Joey Anglemire.....	OL
62.....	Nathan Goltry.....	OL
63.....	Daren Echeveria.....	OL
64.....	Shane Cannon.....	OL
65.....	Clifford Porter.....	OL
66.....	Thomas Newton.....	OL
67.....	Jake Herron.....	OL
68.....	Brent Roling.....	OL
69.....	Cody DeHaan.....	OL
70.....	Humberto Lopez.....	OL
71.....	Joseph Rose.....	OL
72.....	Jeremy Macauley.....	OL
73.....	Austin Corbett.....	OL
74.....	Ilya Lopez.....	OL
75.....	Casey Gernaat.....	DE
76.....	Austin McNinch.....	OL
77.....	Ziad Damanhoury.....	OL
78.....	Adam Sagapolo.....	DT
79.....	Jacob Henry.....	OL
80.....	Devin Porter.....	WR
81.....	Victor Gonzalez.....	WR
82.....	Tucker Melcher.....	WR
83.....	Andrew Celis.....	WR
84.....	Jerico Richardson.....	WR
85.....	Matt Moen.....	TE
86.....	Brandon Scott.....	TE
87.....	Brayden Sanchez.....	WR
88.....	Evan Faunce.....	TE
89.....	Kameron Richardson.....	WR
90.....	Malik Reed.....	DE
91.....	Kalei Meyer.....	DT
92.....	Kevin McReynolds.....	DL
93.....	Jordan Silva.....	DT
94.....	Lenny Jones.....	DE
95.....	Patrick Choudja.....	DE
96.....	Hausia Sekona.....	DT
97.....	Salesa Faraimo.....	DT
98.....	Jeremy Miller.....	DT
99.....	Korey Rush.....	DT

## Pronunciation Guide

Joey <b>ANGLEMIRE</b> .....	Angle-MY-ur
<b>DAMEON BABER</b> .....	DAY-mee-uhn BAY-ber
Alex <b>BERTRANDO</b> .....	Burr-TRAHN-doe
Mike <b>BRADESON</b> .....	BRAD-uh-sun
<b>MALIEK BROADY</b> .....	Muh-LEEK BRO-dee
Andrew <b>CELIS</b> .....	SELL-iss
<b>TERÉ</b> Calloway.....	Tur-RAY
Patrick <b>CHOUDJA</b> .....	CHOW-duh
Kori <b>COLLONS</b> .....	KAH-luhnz
Colton <b>CONCELLOS</b> .....	kun-SELL-ose
Nolan <b>DAMBACHER</b> .....	DAHM-bahk-er
<b>ZIAD DAMANHOURY</b> .....	ZEE-ahd DAHM-in-or-ee
Cody <b>DeHAAN</b> .....	DEE-hahn
Jordan <b>DOBRICH</b> .....	DOE-britch
Daren <b>ECHEVERIA</b> .....	ETCH-uh-ver-ee-ah
Jason <b>ELENBERGER</b> .....	ELL-in-burger
<b>FAIGOFIE FAAITUALA</b> .....	FIE-go-FEE-ay FAH-two-ah-la
<b>SALESA FARAIMO</b> .....	Suh-LESS-uh Fuh-RAY-moh
Evan <b>FAUNCE</b> .....	Fonts
Hunter <b>FRALICK</b> .....	FRAY-lick
Austin <b>KAEFENTZIS</b> .....	Kuh-FENCE-iss
Adam <b>KHOURI</b> .....	CORE-ee
David <b>KRUSKAMP</b> .....	CRUISE-camp
Jake <b>LACADEN</b> .....	LACK-uh-den
<b>ILYA</b> Lopez.....	ILL-yuh
Trent <b>MAHLER</b> .....	MALL-ur
<b>AHKI</b> Muhammad.....	ah-KEY
Austin <b>PAULHUS</b> .....	PAUL-iss
Spencer <b>PETTIT</b> .....	PET-it
<b>MALIK</b> Reed.....	Mah-LEEK
Brent <b>ROLING</b> .....	ROLL-ing
<b>ASAUNI RUFUS</b> .....	Uh-SAHN-ee ROOF-us
<b>JADEN</b> Sawyer.....	JAY-den
Adam <b>SAGAPOLU</b> .....	Sag-uh-POLE-ooH
<b>HAUSIA SEKONA</b> .....	HOUSE-ia Suh-CONE-uh
Randy <b>UZOMA</b> .....	you-ZOE-ma
Lucas <b>WEBER</b> .....	WEBB-ur
<b>RYKEEM</b> Yates.....	Ruh-KEEM
Brent <b>ZUZO</b> .....	ZOO-zoe
<b>NEVADA</b> .....	Nev-AD-a
<b>MACKAY</b> Stadium.....	MACK-key





# 2015 NEVADA WOLF PACK FOOTBALL — GAME-BY-GAME STARTERS



## 2015 Offensive Game-By-Game Starters

.....	<b>F-WR</b>	.....	<b>Z-WR/TE</b>	.....	<b>LT</b>	.....	<b>LG</b>	.....	<b>C</b>	.....	<b>RG</b>	.....	<b>RT</b>	.....	<b>TE</b>	.....	<b>X-WR</b>	.....	<b>RB</b>	.....	<b>QB</b>	
UCD	.....	Henderson	.....	Faunce	.....	Corbett	.....	Khouri	.....	Goltry	.....	Macauley	.....	Henry	.....	Gipson	.....	Richardson	.....	Jackson	.....	Stewart
ARIZ	.....	Henderson	.....	Demps	.....	Corbett	.....	Khouri	.....	Goltry	.....	Macauley	.....	Henry	.....	Gipson	.....	Richardson	.....	Jackson	.....	Stewart
at TA&M	.....	Henderson	.....	Lawson	.....	Corbett	.....	Khouri	.....	Goltry	.....	Macauley	.....	Henry	.....	Gipson	.....	Richardson	.....	Jackson	.....	Stewart
at Buffalo	.....	Henderson	.....	Demps	.....	Corbett	.....	Khouri	.....	Goltry	.....	Macauley	.....	Henry	.....	Gipson	.....	Richardson	.....	Jackson	.....	Stewart
UNLV	.....	Henderson	.....	Faunce	.....	Corbett	.....	Anglemire	.....	Goltry	.....	Macauley	.....	Henry	.....	Gipson	.....	Richardson	.....	Jackson	.....	Stewart
UNM	.....																					
at WYO	.....																					
Hawai'i	.....																					
at Fresno St.	.....																					
SJSU	.....																					
at Utah St.	.....																					
at SDSU	.....																					

## 2015 Defensive Game-By-Game Starters

.....	<b>DE</b>	.....	<b>NT</b>	.....	<b>DT</b>	.....	<b>DE</b>	.....	<b>LB</b>	.....	<b>LB</b>	.....	<b>LB</b>	.....	<b>CB</b>	.....	<b>SS</b>	.....	<b>FS</b>	.....	<b>CB</b>	
UCD	.....	Seau	.....	Faraimo	.....	Rush	.....	Jones	.....	Lyons	.....	Dobrich	.....	Lane Jr.	.....	Muhammad	.....	Rufus	.....	Johnson	.....	Mitchell
ARIZ	.....	Seau	.....	Faraimo	.....	Yates	.....	Reed	.....	Lyons	.....	Dobrich	.....	Lane Jr.	.....	Muhammad	.....	Rufus	.....	Johnson	.....	Mitchell
at TA&M	.....	Seau	.....	Faraimo	.....	Yates	.....	Jones	.....	Faaituala	.....	Dobrich	.....	Lane Jr.	.....	Muhammad	.....	Rufus	.....	Johnson	.....	Mitchell
at Buffalo	.....	Seau	.....	Faraimo	.....	Yates	.....	Jones	.....	Lyons	.....	Bertrando	.....	Lane Jr.	.....	Johnson	.....	Rufus	.....	Baber	.....	Mitchell
UNLV	.....	Seau	.....	Faraimo	.....	McReynolds	.....	Jones	.....	Lyons	.....	Dobrich	.....	Lane Jr.	.....	Johnson	.....	Rufus	.....	Baber	.....	Mitchell
UNM	.....																					
at WYO	.....																					
Hawai'i	.....																					
at Fresno St.	.....																					
SJSU	.....																					
at Utah St.	.....																					
at SDSU	.....																					

## 2015 Special Teams Game-By-Game Starters

.....	<b>PK</b>	.....	<b>P</b>	.....	<b>LS</b>	.....	<b>HOLD</b>	.....	<b>KR</b>	.....	<b>KR</b>	.....	<b>PR</b>	
UCD	.....	Zuzo	.....	Boy	.....	Farnsworth	.....	Sanchez	.....	Mitchell	.....	Richardson	.....	Celis
ARIZ	.....	Zuzo	.....	Boy	.....	Farnsworth	.....	Boy	.....	Mitchell	.....	Lawson	.....	Celis
at TA&M	.....	Zuzo	.....	Boy	.....	Farnsworth	.....	Boy	.....	Mitchell	.....	Lawson	.....	Celis
at Buffalo	.....	Zuzo	.....	Boy	.....	Farnsworth	.....	Boy	.....	Mitchell	.....	Lawson	.....	Celis
UNLV	.....	Zuzo	.....	Boy	.....	Farnsworth	.....	Boy	.....	Mitchell	.....	Lawson	.....	Celis
UNM	.....													
at WYO	.....													
Hawai'i	.....													
at Fresno St.	.....													
SJSU	.....													
at Utah St.	.....													
at SDSU	.....													



**TYLER STEWART**  
 JUNIOR  
 QUARTERBACK  
 6-4, 220  
 Simi Valley,  
 Calif.  
 (Sierra  
 Canyon HS)

**2015:**

- Set career-highs with 61 rushing yards and 20 completions against UNLV
- Threw for a career-high 206 yards passing at Texas A&M
- First career rushing touchdown came in the win over UC Davis

**Passing**

OPP	COMP-ATT-INT	YARDS	TD	LG
UC Davis	13-20-0	163	1	37
Arizona	18-32-1	159	2	26
at Texas A&M	16-29-1	206	2	33
at Buffalo	12-21-0	90	0	20
UNLV	20-44-1	202	1	25

**Rushing**

OPP	ATT	YARDS	TD	LG
UC Davis	9	43	1	15
Arizona	6	38	0	33
at Texas A&M	12	-7	0	10
at Buffalo	4	3	0	7
UNLV	11	61	0	15

**CAREER STATISTICS**

**Passing**

Season	G	COMP-ATT-INT	YARDS	TD	LP/OPP.
2013	7	21-37-2	251	3	68/Hawai'i
2014	1	0-0-0	0	0	0
2015	5	79-146-3	821	6	37/UC Davis
<b>TOTAL</b>	<b>13</b>	<b>100-183-5</b>	<b>1072</b>	<b>9</b>	<b>68/Hawai'i</b>

**Rushing**

Season	G	CAR	YARDS	TD	AVG/C	LP/OPP.
2013	7	6	24	0	4.0	42/Hawai'i
2014	1	1	-4	0	-4.0	0
2015	5	42	138	1	3.3	33/UC Davis
<b>TOTAL</b>	<b>13</b>	<b>49</b>	<b>158</b>	<b>1</b>	<b>3.2</b>	<b>42/Hawai'i</b>

**CAREER BESTS**

- Completions:** 20, vs. UNLV (10-3-15)
- Passing Yards:** 206, at Texas A&M (9-19-15)
- Passing TDs:** 3, vs. Hawai'i, Sep 21, 2013
- Rushing Yards:** 61, vs. UNLV (10-3-15)
- Rushing TDs:** 1, vs. UC Davis, Sep 03, 2015



**DON JACKSON**  
 SENIOR  
 RUNNING BACK  
 5-10, 210  
 Sacramento,  
 Calif.  
 (Iowa  
 Western CC)

**2015:**

- Career-long 55-yard rush came at Buffalo
- Tallied a rushing and receiving touchdown to match his season-high of two TDs at Texas A&M
- Named to the Watch List for the Doak Walker Award (top running back)
- Wuerffel Trophy (combining community service with athletic and academic achievement)
- Athlon Sports Preseason All-MW Third Team

**Rushing**

OPP	ATT	YARDS	TD	YPC	LG
UC Davis	13	124	2	9.5	37
Arizona	24	91	0	3.7	18
at Texas A&M	16	53	1	3.3	31
at Buffalo	17	113	2	7.8	55
UNLV	13	36	1	3.3	7

**CAREER STATISTICS**

Season	G	CAR	YARDS	TD	AVG/C	LP/OPP.
2013	9	83	332	4	4.0	39/SJSU
2014	13	216	957	7	4.4	47/SDSU
2015	5	83	417	6	5.0	55/Buffalo
<b>TOTAL</b>	<b>27</b>	<b>382</b>	<b>1706</b>	<b>17</b>	<b>4.5</b>	<b>55/Buffalo</b>

**CAREER BESTS**

- Carries:** 28, at Air Force (11-14-14)
- Rushing Yards:** 132, at UNLV (11-29-14)
- Touchdowns:** 3, at Air Force (11-14-14)
- Longest Rush:** 55, at Buffalo (9-26-15)



**JAMES BUTLER**  
 SOPHOMORE  
 RUNNING BACK  
 5-9, 200  
 Bloomington,  
 Ill.  
 (Saint  
 Francis HS)

**2015:**

- Had a career-day in the road win at Buffalo after amassing 177 yards rushing and a career-long 91-yard run
- Registered the second 100-yard rushing performance of his career at Texas A&M
- Named to Athlon Sports 2015 Preseason All-Mountain West third team

**Rushing**

OPP	ATT	YARDS	TD	YPC	LG
UC Davis	14	65	0	4.5	17
Arizona	9	33	0	4.5	17
at Texas A&M	17	107	0	6.3	27
at Buffalo	16	177	1	11.0	91
UNLV	10	44	0	4.4	12

**CAREER STATISTICS**

Season	G	CAR	YARDS	TD	AVG/C	LP/OPP.
2014	13	140	635	5	4.5	59/UNLV
2015	5	66	426	1	6.5	91/Buffalo
<b>TOTAL</b>	<b>18</b>	<b>206</b>	<b>1061</b>	<b>6</b>	<b>5.2</b>	<b>91/Buffalo</b>

**CAREER BESTS**

- Carries:** 21, vs. Hawai'i (10-25-14)
- Rushing Yards:** 177, at Buffalo (9-26-15)
- Touchdowns:** 2, at BYU (10-18-14)
- Longest Rush:** 91, at Buffalo (9-26-15)



**2015:**

- Caught five passes for 69 yards including a season-long 27-yard reception
- Surpassed the 1,000 receiving yard threshold against Arizona
- Athlon Sports Preseason All-MW Third Team Offense
- Phil Steele's Preseason Third Team All-MW.

**Receiving**

OPP	REC	YARDS	TD	YPC	LG
UC Davis	5	60	0	9.6	18
Arizona	6	58	1	9.6	26
at Texas A&M	5	69	1	13.8	27
at Buffalo	2	28	0	14.0	20
UNLV	5	40	0	8.0	12

**CAREER STATISTICS**

Season	G	REC	YARDS	TD	AVG/C	LP/OPP.
2013	12	29	326	1	11.2	32/Fresno St.
2014	10	45	579	4	12.9	34/Boise St.
2015	5	23	255	2	11.1	27/Texas A&M
<b>TOTAL</b>	<b>27</b>	<b>97</b>	<b>1160</b>	<b>7</b>	<b>12.0</b>	<b>34/Boise St.</b>

**CAREER BESTS**

- Receptions:** 10, at CSU (11-9-13)
- Receiving Yards:** 141, vs. BSU (10-4-14)
- Touchdowns:** 1, seven times
- Long Reception:** 34, vs. BSU (10-4-14)



**2015:**

- Season-high 87 yards receiving came in the loss to UNLV
- Posted a career-long 37-yard reception in the opener against UC Davis
- Named to Phil Steele and Athlon Sports Preseason All-Mountain West Fourth Team

**Receiving**

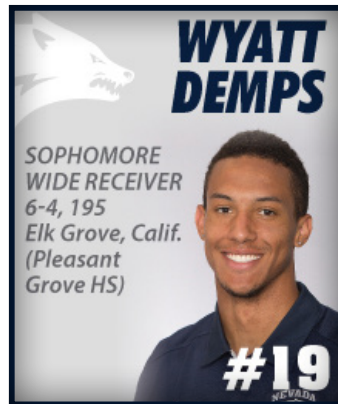
OPP	REC	YARDS	TD	YPC	LG
UC Davis	3	66	0	22.0	37
Arizona	8	40	1	5.0	10
at Texas A&M	5	49	0	9.8	13
at Buffalo	4	24	0	6.0	12
UNLV	8	87	1	10.9	22

**CAREER STATISTICS**

Season	G	REC	YARDS	TD	AVG/C	LP/OPP.
2013	8	3	22	0	7.3	10/UNLV
2014	13	56	655	3	11.7	30/CSU
2015	5	28	267	2	9.5	37/UC Davis
<b>TOTAL</b>	<b>26</b>	<b>87</b>	<b>944</b>	<b>5</b>	<b>10.9</b>	<b>37/UC Davis</b>

**CAREER BESTS**

- Receptions:** 13, vs. SUU (8-30-14)
- Receiving Yards:** 177, vs. SUU (8-30-14)
- Touchdowns:** 2, at UNLV (11-29-14)
- Long Reception:** 37, UC Davis, Sep 03, 2015



**2015:**

- Posted a career-high in receptions with 51 receiving yards against UNLV
- Caught a career-long 25-yard reception last week against UNLV
- Tallied his first catch of the season, an 11-yard reception, against Arizona

**Receiving**

OPP	REC	YARDS	TD	YPC	LG
UC Davis	0	0	0	0	0
Arizona	1	11	0	11.0	11
at Texas A&M	1	15	0	15.0	15
at Buffalo	4	24	0	6.0	11
UNLV	4	51	0	10.9	25

**CAREER STATISTICS**

Season	G	REC	YARDS	TD	AVG/C	LP/OPP.
2014	5	4	57	0	14.2	22/BSU
2015	5	10	101	0	8.3	25/UNLV
<b>TOTAL</b>	<b>10</b>	<b>14</b>	<b>158</b>	<b>0</b>	<b>11.3</b>	<b>25/UNLV</b>

**CAREER BESTS**

- Receptions:** 4, two times
- Receiving Yards:** 51, vs. UNLV, (10-3-15)
- Long Reception:** 25, vs. UNLV, (10-3-15)





### 2015:

- Registered a career-long 33-yard reception against Texas A&M
- Caught his fifth-career touchdown pass in the win over UC Davis
- Named to the watch list for the John Mackey Award
- Phil Steele's Preseason All-MW Second Team
- 2014 All-Mountain West second team

### Receiving

OPP	REC	YARDS	TD	YPC	LG
UC Davis	2	7	1	3.5	5
Arizona	0	0	0	0	0
at Texas A&M	2	48	0	24.0	33
at Buffalo	1	13	0	13.0	13
UNLV	1	13	0	13.0	13

### CAREER STATISTICS

Season	G	REC	YARDS	TD	AVG/C	LP/OPP.
2013	11	9	58	0	6.4	14/SDSU
2014	13	33	291	4	2.5	28/BSU
2015	5	6	81	1	13.5	33/Texas A&M
<b>TOTAL</b>	<b>29</b>	<b>48</b>	<b>430</b>	<b>5</b>	<b>9.0</b>	<b>33/Texas A&amp;M</b>

### CAREER BESTS

- Receptions:** 8, at Arizona (9-13-14)
- Receiving Yards:** 74, vs. Boise State (10-4-14)
- Touchdowns:** 2, two times
- Long Reception:** 33, at Texas A&M (9-19-15)



### 2015:

- Season-long 41-yard field goal came against Arizona
- Athlon Sports Preseason All-MW Second Team
- Phil Steele Preseason All-MW Second Team

### Kicking

OPP	FG	LONG	PAT	PTS
UC Davis	1-1	27	4-4	7
Arizona	2-2	41	2-2	8
at Texas A&M	2-2	28	3-3	9
at Buffalo	1-1	38	3-3	6
UNLV	1-1	27	2-2	5

### CAREER STATISTICS

Season	G	PAT-ATT	PCT.	FG-ATT	PCT.	TP
2013	12	33-36	91.6	14-17	82.3	75
2014	13	43-45	96.0	14-18	78.0	85
2015	5	14-14	100.0	7-7	100.0	35
<b>TOTAL</b>	<b>30</b>	<b>90-95</b>	<b>94.6</b>	<b>35-42</b>	<b>83.3</b>	<b>195</b>

### CAREER BESTS

- Points:** 12, vs. San Diego State (11-1-14)
- PATs Made:** 7, at UNLV (11-29-14)
- FGM:** 3, vs. UNLV (10-26-13)
- Long:** 45, vs. Boise State (10-4-14)



### 2015:

- Kicked a career-long 68-yard punt at Texas A&M
- Set career-highs in punting yards (376) and 50+ yard punts (3) against Arizona
- Preseason First Team All-MW
- Named to the Sporting News' Preseason All-Mountain West First Team
- Athlon Sports All-MW First Team
- Phil Steele Preseason All-MW Fourth Team

### Punting

OPP	No.	YARDS	LG	AVG.	50+	I-20
UC Davis	2	90	45	45.0	0	0
Arizona	8	376	63	47.0	3	2
at Texas A&M	8	367	68	45.9	2	5
at Buffalo	7	283	45	40.4	0	2
UNLV	7	314	62	44.9	2	1

### CAREER STATISTICS

Season	G	No.	YDS	LONG	AVG.	50+	I-20
2013	12	54	2404	62	44.5	17	15
2014	12	54	2404	62	44.5	17	15
2015	5	32	1430	68	44.7	7	10
<b>TOTAL</b>	<b>18</b>	<b>91</b>	<b>4044</b>	<b>68</b>	<b>44.4</b>	<b>24</b>	<b>25</b>

### CAREER BESTS

- Punts:** 8, two times
- Long:** 68, at Texas A&M (9-19-15)
- 50+:** 3, vs. Arizona (9-12-15)
- Inside 20:** 5, at Texas A&M (9-19-15)
- Yards:** 376, vs. Arizona (9-12-15)



## 2015 NEVADA WOLF PACK FOOTBALL — PLAYER PAGES



“The Union”, a nickname bestowed upon by Hall of Fame head coach Chris Ault in the early 1980s, is a title that represents the blue collar work ethic of the Nevada offensive line. “The Union” owns the job of making the prolific Wolf Pack offense run and carries with it decades of tradition and success.



**2015:**

- Picked up his 17th career start at left tackle last week
- Named to the Watch List for the Outland Trophy
- Athlon Sports Preseason Fourth Team All-MW



**2015:**

- Tallied his sixth career start in week three against Texas A&M
- Helped running back James Butler rush for over 100 yards against Texas A&M



**2015:**

- Tallied his first start with The Union in the week one victory over UC Davis
- Assisted in a 289-yard rushing output in the win over Buffalo



**2015:**

- Registered his 17th career start against UNLV



**2015:**

- Picked up the start at left guard against UNLV
- Will be a vital member of the Union as one of two linemen returning at least 10 starts from last season

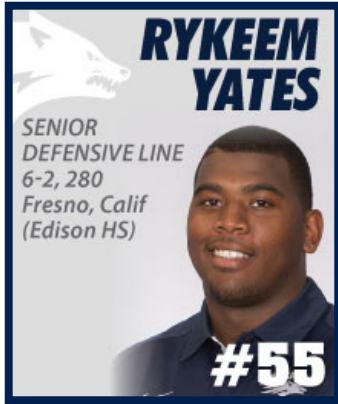


**2015:**

- Picked up his first career start at right tackle in the win over UC Davis



# 2015 NEVADA WOLF PACK FOOTBALL — PLAYER PAGES



- 2015:**
- First sack of the season and his 20th career tackle for loss came at Buffalo
  - Tallied a tackle for loss and a pass breakup against Arizona
  - Athlon Sports All-MW Third Team Defense
  - Phil Steele's Preseason Second Team All-MW

**Defense**

OPP	UT	AT	TT	TFL	PB	QBS
UC Davis	1	0	1	1.0	0	0.0
Arizona	1	2	3	0.0	1	0.0
at Texas A&M	1	1	2	0.0	0	0.0
at Buffalo	2	2	4	1.0	0	1.0

### CAREER STATISTICS

Season	G	UT	AT	TT	TFL	PD	QBS
2012	13	11	5	16	2.2	0	1.0
2013	11	17	18	35	5.0	3	3.0
2014	10	23	14	37	10.5	3	1.5
2015	4	5	5	10	2.0	1	1.0
<b>TOTAL</b>	<b>38</b>	<b>56</b>	<b>42</b>	<b>98</b>	<b>20.0</b>	<b>7</b>	<b>6.5</b>

**CAREER BESTS**  
**Tackles:** 8, at Air Force (11-14-14)  
**Tackles For Loss:** 3.0, two times  
**Sacks:** 1.5, vs. Fresno State (11-22-14)  
**Interceptions:** 0



- 2015:**
- Moved into sole possession of 10th place on the Pack's all-time sack list
  - Named to the Bronko Nagurski Trophy Watch List, awarded annually to the best defensive player in the nation
  - Tabbed to the Rotary Lombardi Award Watch List
  - Sporting News Preseason All-MW
  - Phil Steele's Preseason First Team All-MW
  - Athlon Sports First Team All-MW

**Defense**

OPP	UT	AT	TT	TFL	PB	QBS
UC Davis	1	0	1	0.0	1	0.0
Arizona	3	0	3	2.0	0	1.0
at Texas A&M	2	3	5	1.0	1	1.0
at Buffalo	2	1	3	1.0	0	1.0
UNLV	0	1	1	0.0	0	0.0

### CAREER STATISTICS

Season	G	UT	AT	TT	TFL	PD	QBS
2013	12	13	10	23	5.0	1	0.0
2014	13	31	8	39	10.5	5	8.5
2015	5	8	5	13	4.0	2	3.0
<b>TOTAL</b>	<b>30</b>	<b>52</b>	<b>23</b>	<b>75</b>	<b>19.5</b>	<b>8</b>	<b>11.5</b>

**CAREER BESTS**  
**Tackles:** 6, two times  
**Tackles For Loss:** 3.0, vs. San Diego State (11-1-14)  
**Sacks:** 2.0, two times  
**Pass Breakups:** 2, vs. Southern Utah (8-30-14)



- 2015:**
- Matched his career-high with two sacks against UNLV
  - Picked up a pass breakup and his 15th career sack at Texas A&M
  - Ranks ninth all-time in program history with 15.0 sacks
  - Posted a sack and recovered a fumble against Arizona
  - Athlon Sports All-MW Defense Third Team

**Defense**

OPP	UT	AT	TT	TFL	PB	QBS
UC Davis	1	1	2	0.0	0	0.0
Arizona	3	1	4	1.0	0	1.0
at Texas A&M	2	1	3	1.0	1	1.0
at Buffalo	3	1	4	0.0	1	0.0
UNLV	3	1	4	2.0	1	2.0

### CAREER STATISTICS

Season	G	UT	AT	TT	TFL	PD	QBS
2012	13	22	15	37	7.0	3	5.0
2013	12	16	15	31	4.5	4	3.0
2014	13	21	15	36	8.5	7	5.0
2015	5	12	5	17	4.0	3	4.0
<b>TOTAL</b>	<b>43</b>	<b>71</b>	<b>50</b>	<b>121</b>	<b>24.0</b>	<b>17</b>	<b>17.0</b>

**CAREER BESTS**  
**Tackles:** 7, at Air Force (10-26-12)  
**Tackles For Loss:** 2.0, four times  
**Sacks:** 2.0, two times  
**Pass Breakups:** 2, two times



# 2015 NEVADA WOLF PACK FOOTBALL — PLAYER PAGES



**2015:**

- Tallied two tackles for loss and a sack in the win over UC Davis, both career-highs

**Defense**

OPP	UT	AT	TT	TFL	PB	QBS
UC Davis	2	0	2	2.0	1	1.0
Arizona	1	0	1	1.0	0	0.0
at Texas A&M	0	2	2	0.0	0	0.0
at Buffalo	0	0	0	0.0	0	0.0
UNLV	1	3	4	0.5	0	0.0

**CAREER STATISTICS**

Season	G	UT	AT	TT	TFL	PD	QBS
2013	12	4	8	12	1.5	1	0.5
2014	13	18	15	33	3.0	1	0
2015	5	4	5	9	3.5	1	1.0
<b>TOTAL</b>	<b>30</b>	<b>26</b>	<b>28</b>	<b>54</b>	<b>8.0</b>	<b>3</b>	<b>1.5</b>

**CAREER BESTS**

**Tackles:** 6, at Air Force (11-15-14)  
**Tackles For Loss:** 2.0, UC Davis, Sep 03, 2015  
**Pass Breakups:** 1, Three times



**2015:**

- Listed as the No. 2 defensive end behind Lenny Jones on Nevada's week one depth chart

**Defense**

OPP	UT	AT	TT	TFL	PB	QBS
UC Davis	0	0	0	0.0	0	0
Arizona	0	0	0	0.0	0	0
at Texas A&M	1	1	2	0.0	0	0
at Buffalo	0	1	1	0.0	0	0
UNLV	0	1	1	0.0	0	0

**CAREER STATISTICS**

Season	G	UT	AT	TT	TFL	PD	QBS
2014	13	8	0	8	2.0	0	1.0
2015	5	1	3	4	0.0	0	0
<b>TOTAL</b>	<b>18</b>	<b>9</b>	<b>3</b>	<b>12</b>	<b>2.0</b>	<b>0</b>	<b>1.0</b>

**CAREER BESTS**

**Tackles:** 3, at BYU, Oct 18, 2014  
**Sacks:** 1.0, at BYU, Oct 18, 2014 (1-0)  
**Fumbles forced:** 1, at BYU, Oct 18, 2014



**2015:**

- Registered six tackles against UNLV, a career-high
- Forced a fumble at Texas A&M
- Notched a career-high two tackles for loss against Arizona
- A graduate transfer from UCLA

**Defense**

OPP	UT	AT	TT	TFL	PB	QBS
UC Davis	1	0	1	0.0	0	0
Arizona	3	1	4	2.0	0	0
at Texas A&M	1	0	1	0.0	0	0
at Buffalo	3	0	3	0.0	0	0
UNLV	0	6	6	0.5	0	0

**CAREER STATISTICS (NEVADA ONLY)**

Season	G	UT	AT	TT	TFL	PD	QBS
2015	5	8	7	15	2.5	0	0

**CAREER BESTS (NEVADA ONLY)**

**Tackles:** 6, vs. UNLV (10-3-15)  
**Tackles For Loss:** 2.0, vs. Arizona (9-12-15)  
**Fumbles forced:** 1, at Texas A&M (9-19-15)





**2015:**

- Recorded his second-career sack and a pass breakup at Texas A&M
- Racked up a season-high seven tackles against Arizona
- Phil Steele Preseason Fourth Team All-Mountain West

**Defense**

OPP	UT	AT	TT	TFL	PB	QBS
UC Davis	5	0	5	0.0	0	0
Arizona	2	5	7	0.0	0	0
at Texas A&M	3	3	6	1.0	1	1
at Buffalo	2	0	2	0.0	1	0
UNLV	1	0	1	0.0	0	0

**CAREER STATISTICS**

Season	G	UT	AT	TT	TFL	PD	QBS
2012	13	15	2	17	0.0	0	0
2013	12	32	23	55	2.0	5	0
2014	13	36	34	70	5.5	0	1.0
2015	5	13	8	21	1.0	2	1.0
<b>TOTAL</b>	<b>43</b>	<b>96</b>	<b>67</b>	<b>163</b>	<b>8.5</b>	<b>7</b>	<b>2.0</b>

**CAREER BESTS**

**Tackles:** 9, two times  
**Sacks:** 1, two times  
**Tackles For Loss:** 2.0, Louisiana, (12-20-14)  
**Pass Breakups:** 1, six times  
**Interceptions:** 1, vs. UC Davis (9-7-13)



**2015:**

- Forced a fumble and posted nine tackles against Arizona
- Three-time team captain, multi-year starter who returns for his senior season to anchor a veteran linebacking corps
- Phil Steele Preseason Third Team All-Mountain West
- Athlon Sports Preseason All-MW Third Team

**Defense**

OPP	UT	AT	TT	TFL	PB	QBS
UC Davis	1	2	3	1.0	0	0
Arizona	4	5	9	1.0	0	0
at Texas A&M	2	1	3	0.0	1	0
UNLV	1	4	5	0.0	0	0

**CAREER STATISTICS**

Season	G	UT	AT	TT	TFL	PD	QBS
2012	13	15	2	17	0.0	0	0
2013	11	34	46	80	2.0	3	1.0
2014	13	56	29	85	3.0	2	1.0
2015	4	8	12	20	2.0	1	0
<b>TOTAL</b>	<b>41</b>	<b>102</b>	<b>92</b>	<b>194</b>	<b>7.0</b>	<b>6</b>	<b>2.0</b>

**CAREER BESTS**

**Tackles:** 16, at Air Force (11-14-14)  
**Tackles For Loss:** 1.5, vs. BYU (11-30-13)  
**Pass Breakups:** 1, six times  
**Interceptions:** 0



**2015:**

- Set a new career-high with 1.5 tackles for loss to go along with 12 total tackles against UNLV
- Tallied a career-high 16 tackles in the road-win over Buffalo
- Matched his season-high seven tackles to go along with an assisted tackle for loss at Texas A&M
- Listed as Nevada's starting outside linebacker entering week three
- Named to Phil Steele 2015 Preseason All-Mountain West third team

**Defense**

OPP	UT	AT	TT	TFL	PB	QBS
UC Davis	2	5	7	0.0	0	0
Arizona	3	1	4	0.5	0	0
at Texas A&M	2	5	7	0.5	0	0
at Buffalo	9	7	16	1.0	0	0
UNLV	8	4	12	1.5	0	0

**CAREER STATISTICS**

Season	G	UT	AT	TT	TFL	PD	QBS
2012	12	56	33	89	6.0	0	0
2013	12	43	37	80	1.5	1	0.5
2014	5	24	22	46	3.5	0	0
<b>TOTAL</b>	<b>29</b>	<b>123</b>	<b>92</b>	<b>215</b>	<b>11.0</b>	<b>1</b>	<b>0.5</b>

**CAREER BESTS**

**Tackles:** 16, at Buffalo (9-26-15)  
**Tackles For Loss:** 1.5, vs. UNLV (10-3-15)  
**Pass Breakups:** 1, at SJSU (9-27-14)  
**Interceptions:** 0



**2015:**

- Posted a pass breakup and seven tackles, a career-high, at Texas A&M
- Registered a career and game-high with two tackles for loss and two pass breakups in the victory over UC Davis

**Defense**

OPP	UT	AT	TT	TFL	PB	QBS
UC Davis	4	0	4	0.0	2	0.0
Arizona	2	1	3	0.0	0	0.0
at Texas A&M	3	4	7	0.0	1	0.0
at Buffalo	2	3	5	0.0	0	0.0
UNLV	1	1	2	0.0	0	0.0

**CAREER STATISTICS**

Season	G	UT	AT	TT	TFL	PD	QBS
2014	13	3	7	10	0.0	0	0
2015	5	12	9	21	0.0	3	0
<b>TOTAL</b>	<b>18</b>	<b>15</b>	<b>16</b>	<b>31</b>	<b>0.0</b>	<b>3</b>	<b>0</b>

**CAREER BESTS**

**Tackles:** 7, at Texas A&M (9-19-15)  
**Pass Breakups:** 2, UC Davis, Sep 03, 2015



**2015:**

- Led the team in tackles for the third-straight week with 10 against Arizona
- Led the team with 12 tackles in his first career start in the win over UC Davis

**Defense**

OPP	UT	AT	TT	TFL	PB	INT
UC Davis	7	5	12	0.0	0	0
Arizona	5	5	10	0.0	1	0
at Texas A&M	6	3	9	0.0	0	0
at Buffalo	1	6	7	0.0	0	0
UNLV	4	4	8	0.0	0	0

**CAREER STATISTICS**

Season	G	UT	AT	TT	TFL	PD	INT
2015	5	23	23	46	0.0	1	0

**CAREER BESTS**

**Tackles:** 12, vs. UC Davis, Sep 03, 2015  
**Pass Breakups:** 1, vs. Arizona Sep 12, 2015



**2015:**

- Set a career-high in tackles with six in the win over Buffalo
- Matched his career-high with five tackles against Arizona
- Started at free safety for the Wolf Pack in week three

**Defense**

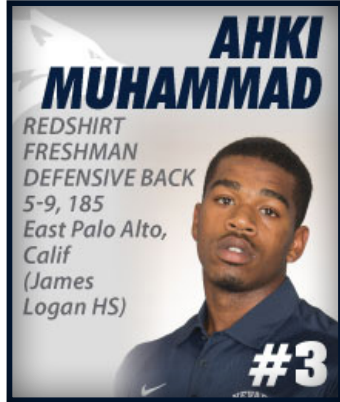
OPP	UT	AT	TT	TFL	PB	INT
UC Davis	1	0	1	0.0	0	0
Arizona	2	3	5	0.0	0	0
at Texas A&M	1	3	4	0.0	0	0
at Buffalo	5	1	6	0.0	0	0
UNLV	2	1	3	0.0	0	0

**CAREER STATISTICS**

Season	G	UT	AT	TT	TFL	PD	INT
2014	12	15	8	23	0.0	4	1
2015	5	12	8	20	0.0	0	0
<b>TOTAL</b>	<b>17</b>	<b>27</b>	<b>16</b>	<b>43</b>	<b>0.0</b>	<b>4</b>	<b>1</b>

**CAREER BESTS**

**Tackles:** 6, at Buffalo (9-26-15)  
**Int.:** 1, Washington St., Sep 05, 2014  
**Pass Breakups:** 2, at UNLV, Nov 29, 2014



**2015:**

- Was in on a tackle for loss against UNLV
- Registered his first-career pass breakup at Buffalo
- Started at corneback for the Pack in week one
- Returns from an injury shortened 2014 season

**Defense**

OPP	UT	AT	TT	TFL	PB	INT
UC Davis	2	2	4	0.0	0	0
Arizona	1	0	1	0.0	0	0
at Texas A&M	2	0	2	0.0	0	0
at Buffalo	1	4	5	0.0	1	0
UNLV	1	1	2	0.5	0	0

**CAREER STATISTICS**

Season	G	UT	AT	TT	TFL	PD	INT
2014	3	2	3	5	0.0	0	0
2015	5	7	7	14	0.5	1	0
<b>TOTAL</b>	<b>7</b>	<b>9</b>	<b>10</b>	<b>19</b>	<b>0.5</b>	<b>1</b>	<b>0</b>

**CAREER BESTS**

**Tackles:** 5, two times  
**Pass Breakups:** 1, at Buffalo (9-26-15)



**2015:**

- Posted his first career tackle for loss against UNLV
- Listed as Nevada's starting free safety entering the 2015 season

**Defense**

OPP	UT	AT	TT	TFL	PB	INT
UC Davis	3	0	3	0.0	1	0
Arizona	3	2	5	0.0	0	0
at Texas A&M	3	1	4	0.0	0	0
at Buffalo	2	0	2	0.0	1	0
UNLV	3	2	5	1.0	0	0

**CAREER STATISTICS**

Season	G	UT	AT	TT	TFL	PD	INT
2013	11	14	7	21	0.0	2	0
2014	13	9	3	12	0.0	1	0
2015	5	14	5	19	1.0	2	0
<b>TOTAL</b>	<b>29</b>	<b>37</b>	<b>15</b>	<b>52</b>	<b>1.0</b>	<b>5</b>	<b>0</b>

**CAREER BESTS**

**Tackles:** 10, at BYU (10-18-14)  
**Pass Breakups:** 1, four times



**2015:**

- Registered his third interception of the season against UNLV, where he also posted a half TFL
- Named the MW Defensive Player of the Week after posting 10 tackles with two interceptions in his first collegiate game against Buffalo
- Selected Jim Thorpe honorable mention Player of the Week after his week four performance

**Defense**

OPP	UT	AT	TT	TFL	PB	INT
at Buffalo	7	3	10	0.0	0	2
UNLV	6	2	8	0.5	0	1

**CAREER STATISTICS**

Season	G	UT	AT	TT	TFL	PD	INT
2015	2	13	5	18	0.5	3	3

**CAREER BESTS**

**Tackles:** 10, at Buffalo (9-26-15)  
**Interceptions:** 2, at Buffalo (9-26-15)

## Nevada Combined Team Statistics (as of Oct 03, 2015) All games

Date	Opponent	Score	Att.	Record:	Overall	Home	Away	Neutral
Sep 3, 2015	UC DAVIS	W 31-17	21483	All games	2-3	1-2	1-1	0-0
Sep 12, 2015	#20 ARIZONA	L 20-44	24355	Conference	0-1	0-1	0-0	0-0
Sep 18, 2015	at #17 Texas A&M	L 27-44	102591	Non-Conference	2-2	1-1	1-1	0-0
Sep 26, 2015	at Buffalo	W 24-21	19072					
* Oct 03, 2015	UNLV	L 17-23	29551					

Rushing	gp	att	gain	loss	net	avg	td	lg	avg/g
BUTLER, James	5	66	444	18	426	6.5	1	91	85.2
JACKSON, Don	5	83	431	14	417	5.0	6	55	83.4
STEWART, Tyler	5	42	209	71	138	3.3	1	33	27.6
WRIGHT, Blake	3	4	8	0	8	2.0	0	5	2.7
GIPSON, Jarred	5	0	1	0	1	0.0	0	0	0.2
Total	5	200	1093	110	983	4.9	8	91	196.6
Opponents	5	189	1047	119	928	4.9	8	57	185.6

Passing	gp	effic	comp-att-int	pct	yds	td	lg	avg/g
STEWART, Tyler	5	110.80	79-146-3	54.1	821	6	37	164.2
FRALICK, Hunter	2	0.00	0-3-0	0.0	0	0	0	0.0
RICHARDSON, J.	5	0.00	0-1-0	0.0	0	0	0	0.0
TEAM	4	0.00	0-1-0	0.0	0	0	0	0.0
Total	5	107.13	79-151-3	52.3	821	6	37	164.2
Opponents	5	135.69	118-183-4	64.5	1293	9	48	258.6

Receiving	gp	no.	yds	avg	td	lg	avg/g
RICHARDSON, J.	5	28	267	9.5	2	37	53.4
HENDERSON, H.	5	23	255	11.1	2	27	51.0
DEMPS, Wyatt	5	10	101	10.1	0	25	20.2
GIPSON, Jarred	5	6	81	13.5	1	33	16.2
JACKSON, Don	5	4	40	10.0	1	15	8.0
BUTLER, James	5	3	24	8.0	0	17	4.8
SANCHEZ, B.	1	2	27	13.5	0	18	27.0
FAUNCE, Evan	5	1	18	18.0	0	18	3.6
RICHARDSON, K.	1	1	7	7.0	0	7	7.0
GONZALEZ, V.	5	1	1	1.0	0	1	0.2
Total	5	79	821	10.4	6	37	164.2
Opponents	5	118	1293	11.0	9	48	258.6

Field Goals	fg	pct.	01-19	20-29	30-39	40-49	50-99	lg	blk
ZUZO, Brent	7-7	100.0	0-0	5-5	1-1	1-1	0-0	41	0

Scoring	td	fg	PAT				dxp	saf	pts
			kick	rush	rcv	pass			
JACKSON, Don	7	-	-	-	-	-	-	42	
ZUZO, Brent	-	7-7	14-14	-	-	-	-	35	
RICHARDSON, J.	2	-	-	-	-	-	-	12	
HENDERSON, H.	2	-	-	-	-	-	-	12	
BUTLER, James	1	-	-	-	-	-	-	6	
GIPSON, Jarred	1	-	-	-	-	-	-	6	
STEWART, Tyler	1	-	-	-	-	-	-	6	
Total	14	7-7	14-14	-	-	-	-	119	
Opponents	18	8-9	15-17	1-1	-	-	-	149	

Score by Quarters	1st	2nd	3rd	4th	OT	Total
Nevada	31	30	16	42	0	119
Opponents	42	29	30	48	0	149

Team Statistics	NEV	OPP
FIRST DOWNS	95	118
Rushing	45	48
Passing	41	59
Penalty	9	11
RUSHING YARDAGE	983	928
Rushing Attempts	200	189
Average Per Rush	4.9	4.9
Average Per Game	196.6	185.6
TDs Rushing	8	8
PASSING YARDAGE	821	1293
Comp-Att-Int	79-151-3	118-183-4
Average Per Pass	5.4	7.1
Average Per Catch	10.4	11.0
Average Per Game	164.2	258.6
TDs Passing	6	9
TOTAL OFFENSE	1804	2221
Average Per Play	5.1	6.0
Average Per Game	360.8	444.2
KICK RETURNS: #-Yards	8-173	10-195
PUNT RETURNS: #-Yards	6-105	5-51
INT RETURNS: #-Yards	4-10	3-52
FUMBLES-LOST	3-0	6-3
PENALTIES-Yards	33-332	29-262
PUNTS-AVG	33-42.9	25-42.9
TIME OF POSSESSION/Game	29:22	30:38
3RD-DOWN Conversions	26/72	27/72
4TH-DOWN Conversions	1/5	3/7

Interceptions	no.	yds	avg	td	lg
BABER, Dameon	3	0	0.0	0	0
SAWYER, Jaden	1	10	10.0	0	10

Punting	no.	yds	avg	lg	tb	fc	i20	50+	blk
BOY, Alex	32	1430	44.7	68	3	17	10	7	0
TEAM	1	-13	-13.0	0	0	0	0	0	0

Punt Returns	no.	yds	avg	td	lg
CELIS, Andrew	6	105	17.5	0	40
Total	6	105	17.5	0	40
Opponents	5	51	10.2	0	26

Kick Returns	no.	yds	avg	td	lg
MITCHELL, E.	7	169	24.1	0	36
FAAITUALA, F.	1	4	4.0	0	4
Total	8	173	21.6	0	36
Opponents	10	195	19.5	0	39

All Purpose	g	rush	rcv	pr	kr	ir	total	avg/g
JACKSON, Don	5	417	40	0	0	0	457	91.4
BUTLER, James	5	426	24	0	0	0	450	90.0
RICHARDSON, J	5	0	267	0	0	0	267	53.4
HENDERSON, H	5	0	255	0	0	0	255	51.0
MITCHELL, E.	5	0	0	0	169	0	169	33.8
STEWART, Tyler	5	138	0	0	0	0	138	27.6
CELIS, Andrew	5	0	0	105	0	0	105	21.0
DEMPS, Wyatt	5	0	101	0	0	0	101	20.2
GIPSON, Jarred	5	1	81	0	0	0	82	16.4
SANCHEZ, B.	1	0	27	0	0	0	27	27.0
Total	5	983	821	105	173	10	2092	418.4
Opponents	5	928	1293	51	195	52	2519	503.8

Total Offense	g	plays	rush	pass	total	avg/g
STEWART, Tyler	5	188	138	821	959	191.8
BUTLER, James	5	66	426	0	426	85.2
JACKSON, Don	5	83	417	0	417	83.4
WRIGHT, Blake	3	4	8	0	8	2.7
GIPSON, Jarred	5	0	1	0	1	0.2
Total	5	351	983	821	1804	360.8
Opponents	5	372	928	1293	2221	444.2

##	Defensive Leaders	gp	Tackles				tfl/yds	Sacks no-yds	Pass defense			Fumbles		blkd	
			ua	a	tot				int-yds	brup	qbh	rcv-yds	ff	kick	saf
2	RUFUS, Asauni	5	23	23	46					1					
9	LYONS, Matthew	5	24	22	46	3.5-7									
5	FAAITUALA, F.	5	12	9	21					3					



Nevada Overall Team Statistics (as of Oct 03, 2015)  
All games

Team Statistics	NEV	OPP
SCORING	119	149
Points Per Game	23.8	29.8
Points Off Turnovers	13	21
FIRST DOWNS	95	118
Rushing	45	48
Passing	41	59
Penalty	9	11
RUSHING YARDAGE	983	928
Yards gained rushing	1093	1047
Yards lost rushing	110	119
Rushing Attempts	200	189
Average Per Rush	4.9	4.9
Average Per Game	196.6	185.6
TDs Rushing	8	8
PASSING YARDAGE	821	1293
Comp-Att-Int	79-151-3	118-183-4
Average Per Pass	5.4	7.1
Average Per Catch	10.4	11.0
Average Per Game	164.2	258.6
TDs Passing	6	9
TOTAL OFFENSE	1804	2221
Total Plays	351	372
Average Per Play	5.1	6.0
Average Per Game	360.8	444.2
KICK RETURNS: #-Yards	8-173	10-195
PUNT RETURNS: #-Yards	6-105	5-51
INT RETURNS: #-Yards	4-10	3-52
KICK RETURN AVERAGE	21.6	19.5
PUNT RETURN AVERAGE	17.5	10.2
INT RETURN AVERAGE	2.5	17.3
FUMBLES-LOST	3-0	6-3
PENALTIES-Yards	33-332	29-262
Average Per Game	66.4	52.4
PUNTS-Yards	33-1417	25-1073
Average Per Punt	42.9	42.9
Net punt average	39.6	37.1
KICKOFFS-Yards	23-1412	30-1886
Average Per Kick	61.4	62.9
Net kick average	42.0	38.8
TIME OF POSSESSION/Game	29:22	30:38
3RD-DOWN Conversions	26/72	27/72
3rd-Down Pct	36%	38%
4TH-DOWN Conversions	1/5	3/7
4th-Down Pct	20%	43%
SACKS BY-Yards	11-65	10-63
MISC YARDS	0	0
TOUCHDOWNS SCORED	14	18
FIELD GOALS-ATTEMPTS	7-7	8-9
ON-SIDE KICKS	1-2	0-1
RED-ZONE SCORES	(15-16) 94%	(18-21) 86%
RED-ZONE TOUCHDOWNS	(10-16) 63%	(13-21) 62%
PAT-ATTEMPTS	(14-14) 100%	(15-17) 88%
ATTENDANCE	75389	121663
Games/Avg Per Game	3/25130	2/60832
Neutral Site Games		0/0

Score by Quarters	1st	2nd	3rd	4th	OT	Total
Nevada	31	30	16	42	0	119
Opponents	42	29	30	48	0	149

Nevada Overall Individual Statistics (as of Oct 03, 2015)  
All games

Rushing	gp	att	gain	loss	net	avg	td	lg	avg/g
BUTLER, James	5	66	444	18	426	6.5	1	91	85.2
JACKSON, Don	5	83	431	14	417	5.0	6	55	83.4
STEWART, Tyler	5	42	209	71	138	3.3	1	33	27.6
WRIGHT, Blake	3	4	8	0	8	2.0	0	5	2.7
GIPSON, Jarred	5	0	1	0	1	0.0	0	0	0.2
TEAM	4	5	0	7	-7	-1.4	0	0	-1.8
Total	5	200	1093	110	983	4.9	8	91	196.6
Opponents	5	189	1047	119	928	4.9	8	57	185.6

Passing	gp	effic	comp-att-int	pct	yds	td	lg	avg/g
STEWART, Tyler	5	110.80	79-146-3	54.1	821	6	37	164.2
FRALICK, Hunter	2	0.00	0-3-0	0.0	0	0	0	0.0
RICHARDSON, J.	5	0.00	0-1-0	0.0	0	0	0	0.0
TEAM	4	0.00	0-1-0	0.0	0	0	0	0.0
Total	5	107.13	79-151-3	52.3	821	6	37	164.2
Opponents	5	135.69	118-183-4	64.5	1293	9	48	258.6

Receiving	gp	no.	yds	avg	td	lg	avg/g
RICHARDSON, J.	5	28	267	9.5	2	37	53.4
HENDERSON, H.	5	23	255	11.1	2	27	51.0
DEMPS, Wyatt	5	10	101	10.1	0	25	20.2
GIPSON, Jarred	5	6	81	13.5	1	33	16.2
JACKSON, Don	5	4	40	10.0	1	15	8.0
BUTLER, James	5	3	24	8.0	0	17	4.8
SANCHEZ, B.	1	2	27	13.5	0	18	27.0
FAUNCE, Evan	5	1	18	18.0	0	18	3.6
RICHARDSON, K.	1	1	7	7.0	0	7	7.0
GONZALEZ, V.	5	1	1	1.0	0	1	0.2
Total	5	79	821	10.4	6	37	164.2
Opponents	5	118	1293	11.0	9	48	258.6

Punt Returns	no.	yds	avg	td	lg
CELIS, Andrew	6	105	17.5	0	40
Total	6	105	17.5	0	40
Opponents	5	51	10.2	0	26

Interceptions	no.	yds	avg	td	lg
BABER, Dameon	3	0	0.0	0	0
SAWYER, Jaden	1	10	10.0	0	10
Total	4	10	2.5	0	10
Opponents	3	52	17.3	1	52

Kick Returns	no.	yds	avg	td	lg
MITCHELL, E.	7	169	24.1	0	36
FAAITUALA, F.	1	4	4.0	0	4
Total	8	173	21.6	0	36
Opponents	10	195	19.5	0	39

Fumble Returns	no.	yds	avg	td	lg
MOODY, Elijah	1	4	4.0	0	4
BERTRANDO, Alex	1	0	0.0	0	0
Total	2	4	2.0	0	4
Opponents	0	0	0.0	0	0

Nevada Overall Individual Statistics (as of Oct 03, 2015)  
All games

Scoring	td	fg	PAT				dxp	saf	pts
			kick	rush	rcv	pass			
JACKSON, Don	7	-	-	-	-	-	-	42	
ZUZO, Brent	-	7-7	14-14	-	-	-	-	35	
HENDERSON, H.	2	-	-	-	-	-	-	12	
RICHARDSON, J.	2	-	-	-	-	-	-	12	
GIPSON, Jarred	1	-	-	-	-	-	-	6	
BUTLER, James	1	-	-	-	-	-	-	6	
STEWART, Tyler	1	-	-	-	-	-	-	6	
Total	14	7-7	14-14	-	-	-	-	119	
Opponents	18	8-9	15-17	1-1	-	-	-	149	

Total Offense	g	plays	rush	pass	total	avg/g
STEWART, Tyler	5	188	138	821	959	191.8
BUTLER, James	5	66	426	0	426	85.2
JACKSON, Don	5	83	417	0	417	83.4
WRIGHT, Blake	3	4	8	0	8	2.7
GIPSON, Jarred	5	0	1	0	1	0.2
TEAM	4	6	-7	0	-7	-1.8
Total	5	351	983	821	1804	360.8
Opponents	5	372	928	1293	2221	444.2

Field Goals	fg	pct.	01-19	20-29	30-39	40-49	50-99	lg	blk
ZUZO, Brent	7-7	100.0	0-0	5-5	1-1	1-1	0-0	41	0

FG Sequence	Nevada	Opponents
UC Davis	(27)	(26)
Arizona	(28),(41)	45,(46)
Texas A&M	(28),(27)	(32),(21),(37)
Buffalo	(38)	(33),(43)
UNLV	(27)	(45)

Punting	no.	yds	avg	lg	tb	fc	i20	50+	blk
BOY, Alex	32	1430	44.7	68	3	17	10	7	0
TEAM	1	-13	-13.0	0	0	0	0	0	0
Total	33	1417	42.9	68	3	17	10	7	0
Opponents	25	1073	42.9	68	2	8	11	7	0

Kickoffs	no.	yds	avg	tb	ob	retn	net	ydln
ZUZO, Brent	23	1412	61.4	10	2			
Total	23	1412	61.4	10	2	19.5	42.0	22
Opponents	30	1886	62.9	22	0	21.6	38.8	26

Numbers in (parentheses) indicate field goal was made.

Nevada Overall Individual Statistics (as of Oct 03, 2015)  
All games

All Purpose	g	rush	rcv	pr	kr	ir	total	avg/g
JACKSON, Don	5	417	40	0	0	0	457	91.4
BUTLER, James	5	426	24	0	0	0	450	90.0
RICHARDSON,	5	0	267	0	0	0	267	53.4
HENDERSON,	5	0	255	0	0	0	255	51.0
MITCHELL, E.	5	0	0	0	169	0	169	33.8
STEWART, Tyle	5	138	0	0	0	0	138	27.6
CELIS, Andrew	5	0	0	105	0	0	105	21.0
DEMPS, Wyatt	5	0	101	0	0	0	101	20.2
GIPSON, Jarred	5	1	81	0	0	0	82	16.4
SANCHEZ, B.	1	0	27	0	0	0	27	27.0
FAUNCE, Evan	5	0	18	0	0	0	18	3.6
SAWYER, Jade	5	0	0	0	0	10	10	2.0
WRIGHT, Blake	3	8	0	0	0	0	8	2.7
RICHARDSON,	1	0	7	0	0	0	7	7.0
FAAITUALA, F.	5	0	0	0	4	0	4	0.8
GONZALEZ, V.	5	0	1	0	0	0	1	0.2
TEAM	4	-7	0	0	0	0	-7	-1.8
Total	5	983	821	105	173	10	2092	418.4
Opponents	5	928	1293	51	195	52	2519	503.8



Nevada Overall Defensive Statistics (as of Oct 03, 2015)  
All games

##	Defensive Leaders	gp	Tackles				tfl/yds	Sacks no-yds	Pass defense			Fumbles		blkd	
			ua	a	tot				int-yds	brup	qbh	rcv-yds	ff	kick	saf
9	LYONS, Matthew	5	24	22	46	3.5-7	.	.	.	.	.	.	.	.	.
2	RUFUS, Asauni	5	23	23	46	.	.	.	1	.	.	.	.	.	.
25	LANE JR., Bryan	5	13	8	21	1.0-1	1.0-1	.	2	.	.	.	.	.	.
5	FAAITUALA, F.	5	12	9	21	.	.	.	3	.	.	.	.	.	.
26	JOHNSON, K.	5	12	8	20	.	.	.	.	.	.	.	.	.	.
49	DOBRICH, Jordan	4	8	12	20	2.0-4	.	.	1	.	.	.	1	.	.
28	MITCHELL, E.	5	14	5	19	1.0-1	.	.	2	.	.	.	.	.	.
23	BABER, Dameon	2	13	5	18	0.5-1	.	.	3-0	.	.	.	.	.	.
94	JONES, Lenny	5	12	5	17	4.0-17	4.0-17	.	3	1	1-0	.	.	.	.
56	BERTRANDO, Alex	5	9	8	17	1.0-3	.	.	1	.	1-0	.	.	.	.
92	McREYNOLDS, K.	5	8	7	15	2.5-4	.	.	.	.	.	1	.	.	.
3	MUHAMMAD, Ahki	5	7	7	14	0.5-0	.	.	1	.	.	.	.	.	.
31	UZOMA, Randy	5	6	7	13	.	.	.	1	.	.	.	.	.	.
8	SEAU, Ian	5	8	5	13	4.0-26	3.0-25	.	2	.	.	.	.	.	.
55	YATES, Rykeem	4	5	5	10	2.0-14	1.0-9	.	1	.	.	.	.	.	.
90	REED, Malik	5	7	3	10	3.5-8	1.0-4	.	.	.	.	.	.	.	.
97	FARAIMO, Salesa	5	4	5	9	3.5-16	1.0-9	.	1	.	.	.	.	.	.
16	SAWYER, Jaden	5	3	3	6	.	.	1-10	.	.	.	.	.	.	.
52	TAFT, Trevor	5	5	.	5	.	.	.	.	.	.	.	.	.	.
99	RUSH, Korey	4	2	2	4	0.5-1	.	.	.	.	.	.	.	.	.
95	CHOUJJA, P.	5	1	3	4	.	.	.	.	.	.	.	.	.	.
18	MOODY, Elijah	5	2	2	4	.	.	.	1	.	1-4	.	.	.	.
10	JACKSON, L.J.	5	3	1	4	.	.	.	.	.	.	.	.	.	.
91	MEYER, Kalei	5	1	2	3	0.5-2	.	.	.	.	.	.	.	.	.
30	CALLOWAY, Tere	4	1	1	2	.	.	.	.	.	.	.	.	.	.
34	WILSON, Travis	2	2	.	2	.	.	.	.	.	.	.	.	.	.
51	CONCELLOS, C.	3	1	.	1	.	.	.	.	.	.	.	.	.	.
42	FARNSWORTH, Wes	5	1	.	1	.	.	.	.	.	.	.	.	.	.
Total		5	207	158	365	30-105	11-65	4-10	20	1	3-4	2	.	.	.
Opponents		5	200	138	338	31-103	10-63	3-52	16	2	.	2	.	.	.

Nevada Team Game-by-Game (as of Oct 03, 2015)  
All games

TEAM STATISTICS

Date	Opponent	Rushing				Receiving				Passing				Kick Returns				Punt Returns				tot off
		no.	yds	td	lg	no.	yds	td	lg	cmp-att-int	yds	td	lg	no.	yds	td	lg	no.	yds	td	lg	
Sep 3	UC DAVIS	39	232	3	30	13	163	1	37	13-23-0	163	1	37	2	21	0	17	1	40	0	40	395
Sep 12	ARIZONA	42	168	0	33	18	160	2	26	18-34-1	160	2	26	1	34	0	34	0	0	0	0	328
Sep 18	at Texas A&M	45	153	1	31	16	206	2	33	16-29-1	206	2	33	2	38	0	24	2	22	0	12	359
Sep 26	at Buffalo	39	289	3	91	12	90	0	20	12-21-0	90	0	20	2	57	0	36	2	23	0	17	379
Oct 03	UNLV	35	141	1	15	20	202	1	25	20-44-1	202	1	25	1	23	0	23	1	20	0	20	343
Opponents		200	983	8	91	79	821	6	37	79-151-3	821	6	37	8	173	0	36	6	105	0	40	1804
		189	928	8	57	118	1293	9	48	118-183-4	1293	9	48	10	195	0	39	5	51	0	26	2221

Games: 5 • Avg/rush: 4.9 • Avg/catch: 10.4 • Pass effic: 107.13 • KR avg: 21.6 • PR avg: 17.5 • All purpose avg/game: 418.4 • Total offense avg/gm: 360.8

Date	Opponent	Tackles				Sacks no-yds	Fumble		Pass Defense			blkd kick	PAT Attempts			off				
		ua	a	total	tfl-yds		ff	fr-yds	int-yds	qbh	brup		kick	rush	rcv	saf	t/o	pts		
Sep 3	UC DAVIS	49	22	71	5.0-22	1.0-9	0	0-0	0-0	0	6	0	4-4	0	0	0	0	0	0	31
Sep 12	ARIZONA	42	30	72	9.0-23	2.0-12	1	1-0	0-0	0	2	0	2-2	0	0	0	0	3	20	
Sep 18	at Texas A&M	33	36	69	4.0-23	3.0-19	1	1-4	1-10	0	7	0	3-3	0	0	0	0	3	27	
Sep 26	at Buffalo	45	34	79	3.0-15	2.0-14	0	1-0	2-0	1	4	0	3-3	0	0	0	0	7	24	
Oct 03	UNLV	38	36	74	9.0-22	3.0-11	0	0-0	1-0	0	1	0	2-2	0	0	0	0	0	17	
Opponents		207	158	365	30.0-105	11.0-65	2	3-4	4-10	1	20	0	14-14	0	0	0	0	13	119	
		200	138	338	31.0-103	10.0-63	2	0-0	3-52	2	16	0	15-17	1	0	0	0	21	149	

Date	Opponent	Punting							Field Goals			Kickoffs						
		no.	yds	avg	long	blkd	tb	fc	50+	i20	md-att	long	blkd	no.	yds	avg	tb	ob
Sep 3	UC DAVIS	2	90	45.0	45	0	2	0	0	0	1-1	27	0	6	381	63.5	3	0
Sep 12	ARIZONA	9	363	40.3	63	0	0	4	3	2	2-2	41	0	4	260	65.0	4	0
Sep 18	at Texas A&M	8	367	45.9	68	0	1	3	2	5	2-2	28	0	5	286	57.2	0	1
Sep 26	at Buffalo	7	283	40.4	45	0	0	5	0	2	1-1	38	0	5	307	61.4	3	1
Oct 03	UNLV	7	314	44.9	62	0	0	5	2	1	1-1	27	0	3	178	59.3	0	0
Opponents		33	1417	42.9	68	0	3	17	7	10	7-7	41	0	23	1412	61.4	10	2
		25	1073	42.9	68	0	2	8	7	11	8-9	46	0	30	1886	62.9	22	0

Nevada Opponent Game-by-Game (as of Oct 03, 2015)  
All games

OPPONENT STATISTICS

Date	Opponent	Rushing				Receiving				Passing				Kick Returns				Punt Returns				tot off		
		no.	yds	td	lg	no.	yds	td	lg	cmp	att	int	yds	td	lg	no.	yds	td	lg	no.	yds		td	lg
Sep 3	UC DAVIS	27	89	1	16	32	238	1	19	32	47	0	238	1	19	3	72	0	39	0	0	0	0	327
Sep 12	ARIZONA	43	290	4	57	25	281	2	41	25	35	0	281	2	41	0	0	0	0	1	26	0	26	571
Sep 18	at Texas A&M	40	233	1	22	20	302	4	48	20	36	1	302	4	48	3	72	0	27	2	17	0	19	535
Sep 26	at Buffalo	35	149	0	37	28	338	2	41	28	46	2	338	2	41	1	18	0	18	1	0	0	0	487
Oct 03	UNLV	44	167	2	37	13	134	0	25	13	19	1	134	0	25	3	33	0	14	1	8	0	8	301
Nevada		189	928	8	57	118	1293	9	48	118	183	4	1293	9	48	10	195	0	39	5	51	0	26	2221
Nevada		200	983	8	91	79	821	6	37	79	151	3	821	6	37	8	173	0	36	6	105	0	40	1804

Games: 5 • Avg/rush: 4.9 • Avg/catch: 11.0 • Pass effic: 135.69 • KR avg: 19.5 • PR avg: 10.2 • All purpose avg/game: 503.8 • Total offense avg/gm: 444.2

Date	Opponent	Tackles				Sacks no-yds	Fumble		Pass Defense			blkd kick	PAT Attempts			off			
		ua	a	total	tfl-yds		ff	fr-yds	int-yds	qbh	brup		kick	rush	rcv	saf	t/o	pts	
Sep 3	UC DAVIS	42	12	54	3.0-19	2.0-18	0	0-0	0-0	0	1	0	2-2	0	0	0	0	0	17
Sep 12	ARIZONA	49	16	65	5.0-13	1.0-6	1	0-0	1-0	0	2	0	5-6	0	0	0	0	7	44
Sep 18	at Texas A&M	38	44	82	16.0-49	5.0-25	0	0-0	1-0	2	4	0	5-5	0	0	0	0	7	44
Sep 26	at Buffalo	35	32	67	4.0-13	1.0-8	0	0-0	0-0	0	7	0	1-1	1	0	0	0	21	
Oct 03	UNLV	36	34	70	3.0-9	1.0-6	1	0-0	1-5	2	0	0	2-3	0	0	0	0	23	
Nevada		200	138	338	31.0-103	10.0-63	2	0-0	3-5	2	16	0	15-17	1	0	0	0	149	
Nevada		207	158	365	30.0-105	11.0-65	2	3-4	4-10	1	20	0	14-14	0	0	0	0	119	

Date	Opponent	Punting							Field Goals			Kickoffs						
		no.	yds	avg	long	blkd	tb	fc	50+	i20	md-att	long	blkd	no.	yds	avg	tb	ob
Sep 3	UC DAVIS	5	207	41.4	57	0	2	2	1	1	1-1	26	0	3	171	57.0	1	0
Sep 12	ARIZONA	3	93	31.0	45	0	0	0	0	1	1-2	46	0	8	505	63.1	7	0
Sep 18	at Texas A&M	4	210	52.5	68	0	0	0	1	2	3-3	37	0	9	585	65.0	7	0
Sep 26	at Buffalo	5	220	44.0	57	0	0	2	2	3	2-2	43	0	5	300	60.0	3	0
Oct 03	UNLV	8	343	42.9	59	0	0	4	3	4	1-1	45	0	5	325	65.0	4	0
Nevada		25	1073	42.9	68	0	2	8	7	11	8-9	46	0	30	1886	62.9	22	0
Nevada		33	1417	42.9	68	0	3	17	7	10	7-7	41	0	23	1412	61.4	10	2



# 2015 NEVADA WOLF PACK FOOTBALL — TEAM/INDIVIDUAL GAME HIGHS



## NEVADA INDIVIDUAL GAME-HIGHS

Stat	Number	Player	Game (Date)
Rushes	24	Don Jackson	Arizona (9-12-15)
Rushing Yards	177	James Butler	Buffalo (9-26-15)
TD Rushes	2	Don Jackson	UC Davis (9-3-15)
	2	Don Jackson	Buffalo (9-26-15)
Longest Rush	91	James Butler	Buffalo (9-26-15)
Pass Att	44	Tyler Stewart	UNLV (10-3-15)
Pass Comp	20	Tyler Stewart	UNLV (10-3-15)
Passing Yards	206	Tyler Stewart	Texas A&M (9-19-15)
TD Passes	2	Tyler Stewart	Arizona (9-12-15)
	2	Tyler Stewart	Texas A&M (9-19-15)
Longest Pass	37	Tyler Stewart	UC Davis (9-3-15)
Receptions	8	Jerico Richardson	Arizona (9-12-15)
	8	Jerico Richardson	UNLV (10-3-15)
Receiving Yards	87	Jerico Richardson	UNLV (10-3-15)
TD Receptions	1	6 times	NA
Longest Reception	37	Jerico Richardson	Arizona (9-12-15)
Field Goals	2	Brent Zuzo	Arizona (9-12-15)
	2	Brent Zuzo	Texas A&M (9-19-15)
Longest FG	41	Brent Zuzo	Arizona (9-12-15)
Punts	8	Alex Boy	Arizona (9-12-15)
	8	Alex Boy	Texas A&M (9-19-15)
Punting Avg	47.0	Alex Boy	Arizona (9-12-15)
Longest Punt	68	Alex Boy	Texas A&M (9-19-15)
Punts I-20	5	Alex Boy	Texas A&M (9-19-15)
Long Punt Return	40	Andrew Celis	UC Davis (9-3-15)
Long Kick Return	36	Elijah Mitchell	Buffalo (9-26-15)
Tackles	16	Matthew Lyons	Buffalo (9-26-15)
Sacks	2.0	Lenny Jones	UNLV (10-3-15)
TFL	2.0	4 times	NA
Interceptions	2	Dameon Baber	Buffalo (9-26-16)

## NEVADA TEAM GAME-HIGHS

Stat	Number	Opponent (Date)
Rushes	45	at Texas A&M (9-19-15)
Rushing Yards	289	at Buffalo (9-26-15)
Yards Per Rush	7.4	at Buffalo (9-26-15)
TD Rushes	3	vs. UC Davis (9-3-15)
	3	at Buffalo (9-26-15)
Pass Attempts	44	vs. UNLV (10-3-15)
Pass Completions	20	vs. UNLV (10-3-15)
Passing Yards	206	at Texas A&M (9-19-15)
Yards Per Pass	7.1	at Texas A&M (9-19-15)
TD Passes	2	vs. Arizona (9-12-15)
	2	at Texas A&M (9-19-15)
Total Plays	79	vs. UNLV (10-3-15)
Total Offense	395	vs. UC Davis (9-3-15)
Yards Per Play	6.4	vs. UC Davis (9-3-15)
Points	31	vs. UC Davis (9-3-15)
Sacks By	3	at Texas A&M (9-19-15)
	3	vs. UNLV (10-3-15)
First Downs	24	vs. UNLV (10-3-15)
Penalties	9	vs. Arizona (9-12-15)
	9	at Buffalo (9-26-15)
Penalty Yards	105	vs. Arizona (9-12-15)
Turnovers	1 (3 times)	NA
Interceptions By	2	at Buffalo (9-26-15)
Punts	9	vs. Arizona (9-12-15)
Punting Avg	45.9	at Texas A&M (9-19-15)
Longest Punt	68	at Texas A&M (9-19-15)
Punts I-20	5	at Texas A&M (9-19-15)
Long Punt Return	40	vs. UC Davis (9-3-15)

## OPPONENT INDIVIDUAL GAME-HIGHS

Stat	Number	Player	Team (Date)
Rushes	22	Tra Carson	Texas A&M (9-19-15)
Rushing Yards	194	Nick Wilson	Arizona (9-12-15)
TD Rushes	3	Nick Wilson	Arizona (9-12-15)
Longest Rush	55	Jerrard Randall	Arizona (9-12-15)
Pass Att	47	Ben Scott	UC Davis (9-3-15)
Pass Comp	32	Ben Scott	UC Davis (9-3-15)
Passing Yards	338	Joe Licata	Buffalo (9-26-15)
TD Passes	4	Kyle Allen	Texas A&M (9-19-15)
Longest Pass	48	Kyle Allen	Texas A&M (9-19-15)
Receptions	10	Ron Willoughby	Buffalo (9-26-15)
	10	Matt Weiser	Buffalo (9-26-15)
Receiving Yards	131	Matt Weiser	Buffalo (9-26-15)
TD Receptions	2	Josh Reynolds	Texas A&M (9-19-15)
Longest Reception	48	Christian Kirk	Texas A&M (9-19-15)
Field Goals	3	Taylor Bertolet	Texas A&M (9-19-15)
Longest FG	46	Casey Skowron	Arizona (9-12-15)
Punts	8	Logan Yunker	UNLV (10-3-15)
Punting Avg	52.5	Drew Kaser	Texas A&M (9-19-15)
Longest Punt	68	Drew Kaser	Texas A&M (9-19-15)
Punts I-20	3	Tyler Grassman	Buffalo (9-26-15)
Long Punt Return	26	DeVonte Neal	Arizona (9-12-15)
Long Kick Return	39	Nate Walker	UC Davis (9-3-15)
Tackles	13	Brandon Berry	Buffalo (9-26-15)
Sacks	3.5	Myles Garrett	Texas A&M (9-19-15)
TFL	4.0	Myles Garrett	Texas A&M (9-19-15)
Interceptions	1	3 times	NA

## OPPONENT TEAM GAME-HIGHS

Stat	Number	Team (Date)
Rushes	44	UNLV (10-3-15)
Rushing Yards	301	Arizona (9-12-15)
Yards Per Rush	7.0	Arizona (9-12-15)
TD Rushes	4	Arizona (9-12-15)
Pass Attempts	47	UC Davis (9-3-15)
Pass Completions	32	UC Davis (9-3-15)
Passing Yards	338	Buffalo (9-26-15)
Yards Per Pass	8.4	Texas A&M (9-19-15)
TD Passes	4	Texas A&M (9-19-15)
Total Plays	81	Buffalo (9-26-15)
Total Offense	570	Arizona (9-12-15)
Yards Per Play	7.4	Arizona (9-12-15)
Points	44	Arizona (9-12-15)
	44	Texas A&M (9-19-15)
Sacks By	5	Texas A&M (9-19-15)
First Downs	30	Texas A&M (9-19-15)
Penalties	9	Buffalo (9-26-15)
Penalty Yards	90	Buffalo (9-26-15)
Turnovers	3	Buffalo (9-26-15)
Interceptions By	1 (3 times)	NA
Punts	8	UNLV (10-3-15)
Punting Avg	52.5	Texas A&M (9-19-15)
Longest Punt	68	Texas A&M (9-19-15)
Punts I-20	4	UNLV (10-3-15)
Long Punt Return	26	Arizona (9-12-15)





# 2015 NEVADA WOLF PACK FOOTBALL — GAME NOTES



## THE LAST TIME IT HAPPENED...

### Team

Scored more than 60 points  
 Scored 50-59 points  
 Scored 40-49 points  
 Rushed for 200-299 yards  
 Rushed for 300-399 yards  
 Rushed for 400 or more yards  
 Passed for 300-399 yards  
 Passed for 400-499 yards  
 Passed for 500 or more yards  
 Had 500-599 yards of total offense  
 Had 600-699 yards of total offense  
 Had 700+ yards of total offense  
 Recorded a safety  
 Recorded a shutout  
 Nevada beat a ranked team  
 Nevada played a ranked team  
 Nevada had a sellout

### NEVADA

69 vs. Hawaii, 9-22-12  
 51 vs. San Diego State, 10-4-13  
 42 vs. BYU, 10-18-14  
**289 at Buffalo, 9-26-15**  
 358 vs. New Mexico, 11-17-12  
 403 vs. Arizona, 12-15-12  
 306 vs. Boise State, 10-4-14  
 438 vs. Wyoming, 10-6-12  
 565 at San Jose State, 11-10-01  
 547 vs. S. Utah, 8-30-14  
 659 vs. Arizona, 12-15-12  
 844 vs. Idaho, 11-6-10 (school record)  
 vs. Miami, 12-31-06  
 37-0 vs. UNLV, 10-8-11  
 34-31 (OT) vs. No. 3 Boise State, 11-26-10  
**at No. 17 Texas A&M, 9-19-15**  
 vs. UNLV, 10-26-13

### Opponent

Florida State (62) 9-14-13  
 Boise State (51), 10-4-14  
**Texas A&M (44), 9-19-15**  
**Texas A&M (233), 9-19-15**  
**Arizona (301), 9-12-15**  
 Boise State (407), 10-19-13  
**Buffalo (338), 9-26-15**  
 BYU (408), 10-18-14  
 Missouri (519), 9-13-08  
**Texas A&M (535), 9-19-15**  
 BYU (601), 10-18-14  
 San Jose State (849), 11-10-01  
 San Diego State, 10-4-13  
 Notre Dame, 35-0, 9-5-09  
 n/a  
 n/a  
 n/a

### Individual

Returned a kickoff for a TD  
 Returned a punt for a TD  
 Returned an interception for a TD  
 Returned a fumble for a TD  
 Blocked an extra point attempt  
 Blocked a field goal  
 Blocked a punt  
 Rushed for three or more TDs  
 Two players rushed for 100 yards

### NEVADA

Del Bates (89) vs. Boise State, 10-31-98  
 Rishard Matthews (86) vs. Fresno State, 10-22-11  
 Lenny Jones (32) vs. UNLV, 11-29-14  
 Alex Bertrando (2) vs. Hawaii, 9-21-13  
 Rykeem Yates vs. Boise State, 10-4-14  
 Jordan Dobrich vs. Hawai'i, 10-25-14  
 Bubba Boudreaux vs. New Mexico, 10-15-11  
 Don Jackson (3) vs. Air Force, 11-15-14  
**James Butler (177), Don Jackson (113)**  
**at Buffalo, 9-26-15**

### Opponent

Kerwynn Williams (92), Utah State, 10-30-10  
 Tim Becton-Martin (0), So. Miss, 12-24-11  
**Ryan McAleenan (52), UNLV, 10-3-15**  
 Travis Brown (26), Fresno State, 11-10-12  
 Nikko Motta, Fresno State, 11-2-13  
 Daniel Sorenson, BYU, 11-30-13  
 Jakob Boys, Colorado State, 10-11-14  
**Nick Wilson (3), Arizona, 9-12-15**  
 Jamaal Williams (219) and Taysom Hill (181),  
 BYU, 11-30-13

Rushed for 100-199 yards  
 Rushed for 200 or more yards  
 Completed 20-29 passes  
 Completed 30-39 passes  
 Completed 40 or more passes  
 Passed for three TDs  
 Passed for four TDs  
 Passed for five or more TDs  
 Passed for 300-399 yards  
 Passed for 400 or more yards  
 Scored three TDs  
 Scored four or more TDs  
 Made a two-point conversion  
 Caught 10 or more passes  
 Had 100-199 yards receiving  
 Had 200-299 yards receiving  
 Had 300 or more yards receiving  
 Had three or more receiving TDs  
 Kicked three FGs  
 Kicked four FGs  
 Kicked five or more FGs  
 Kicked a FG of 50 yards or longer  
 Kicked a 70-79-yard punt  
 Intercepted two passes  
 Intercepted three or more passes  
 Recorded 100 or more return yards

**James Butler (177) at Buffalo, 9-26-15**  
 Stephon Jefferson (247) vs. NSU, 9-15-12  
**Tyler Stewart (20) vs. UNLV, 10-3-15**  
 Cody Fajardo (31) vs. S. Utah, 8-30-14  
 Mike Maxwell (41) vs. UNLV, 10-28-95  
 Cody Fajardo (3) vs. BSU, 10-4-14  
 Tyler Lantrip vs. Idaho, 12-3-11  
 Colin Kaepernick (5) vs. Idaho, 11-6-10  
 Cody Fajardo (306) vs. BSU, 10-4-14  
 Colin Kaepernick (404) vs. La. Tech, 12-1-07  
 Don Jackson (3) vs. Air Force, 11-15-14  
 Stephon Jefferson (7^) vs. Hawaii, 9-22-12  
 H. Henderson (pass) vs. BYU, 10-18-14  
 Jerico Richardson (10) vs. CSU, 10-11-14  
 Jerico Richardson (122) vs. CSU, 10-11-14  
 Rishard Matthews (205) vs. Utah State, 11-26-11  
 Nate Burleson (326) at San Jose State, 11-10-01  
 Aaron Bradley (3) vs. Idaho, 12-3-11  
 Brent Zuzo vs. SDSU, 11-1-14  
 Brett Jaekle vs. Texas Tech, 9-6-08  
 Damon Fine (5) vs. Rice, 10-21-01  
 Brett Jaekle (50) vs. UNLV 9-29-07  
 Brad Langley (77) at UNLV, 9-27-08  
**Dameon Baber (2) at Buffalo, 9-27-15**  
 Greg Grouwinkel (4) vs. Portland State, 9-28-74  
 Kendall Brock (139) vs. Fresno State, 11-10-12

**Nick Wilson (194), Arizona, 9-12-15**  
 Jamaal Williams (219), BYU, 11-30-13  
**Joe Licata (28), Buffalo, 9-27-15**  
**Ben Scott (32), UC Davis, 9-3-15**  
 \*  
**Kyle Allen (4), Texas A&M, 9-19-15**  
**Kyle Allen (4), Texas A&M, 9-19-15**  
 Darren Thomas (6), Oregon 9-10-11  
**Joe Licata (338), Buffalo, 9-26-15**  
 Christian Stewart (408), BYU, 10-18-14  
**Nick Wilson (3), Arizona, 9-12-15**  
 Kapri Bibbs, Colorado State (4), 11-9-13  
**Marcus McGill (rush), Buffalo, 9-26-15**  
**Matt Weiser (10), Buffalo, 9-26-15**  
**Matt Weiser (131), Buffalo, 9-26-15**  
 Josh Harper (253), Fresno State, 11-2-13  
 \*  
 Jeremy Maclin (3), Missouri, 9-13-08  
 Chance Marden, SDSU, 10-20-12  
 Grant Ressel (4), Missouri, 9-25-09  
 \*  
 Trey Farquhar, Idaho, 10-24-09  
 Waylon Prather (72), San Jose State, 10-21-06  
 Marty Tadman (2), Boise State, 10-29-05  
 Will Derting (3), Washington State, 8-31-02  
 Steven Manfro (103), UCLA, 8-31-13

\* – Has not happened since Nevada joined the NCAA Football Bowl Subdivision (I-A) in 1992.

^ – Tied for most in NCAA history against major-college opponent.



## Game 1

### Nevada 31, UC Davis 17

Sept. 3, 2015; at Mackay Stadium (Reno, Nev.)

Attendance: 21,483



Score by quarters	1	2	3	4	Score	Record
UC Davis	0	3	0	14	17	0-1
Nevada	7	14	3	7	31	1-0

### Scoring summary

Team	Qtr	Time	Scoring	Conversion	Drive	TOP	A	H
NEV	1	04:10	JACKSON, D. 1-yd. run	ZUZO, B. kick	11-75	4:35	0	7
NEV	2	11:47	JACKSON, D. 7-yd. run	ZUZO, B. kick	9-80	4:27	0	14
NEV	2	06:27	GIPSON, J. 2-yd. pass from STEWART, T.	ZUZO, B. kick	11-80	4:13	0	21
UCD	2	00:47	Brady, S. 26-yd. field goal	--	16-66	5:40	3	21
NEV	3	00:48	ZUZO, B. 27-yd. field goal	--	11-77	2:46	3	24
UCD	4	06:56	Vargas, R. 5-yd. pass from Scott, B.	Brady, S. kick	15-77	8:45	10	24
NEV	4	05:11	STEWART, T. 15-yd. run	ZUZO, B. kick	4-41	1:42	10	31
UCD	4	00:02	Scott, B. 3-yd. run	Stuart, B. kick	12-67	2:36	17	31

### Team Statistics

	UC Davis	Nevada
FIRST DOWNS	22	22
RUSHES-YARDS (NET)	27-89	39-232
PASSING YARDS (NET)	238	163
Passes Att-Comp-Int	32-47-0	13-23-0
TOTAL OFFENSE PLAYS-YDS	74-327	62-395
Fumble Returns-Yards	0-0	0-0
Punt Returns-Yards	0-0	1-40
Kickoff Returns-Yards	3-72	2-21
Interception Returns-Yards	0-0	0-0
Punts (Number-Avg.)	5-41.4	2-45.0
Fumbles-Lost	0-0	0-0
Penalties-Yards	4-31	6-50
Possession Time	34:07	25:53
Third-Down Conversions	9 of 18	6 of 10
Fourth-Down Conversions	1 of 2	0 of 0
Red-Zone Scores-Chances	3 of 3	5 of 5

### Individual Statistics

#### Nevada

**RUSHING:** JACKSON, D. 13-124-2; BUTLER, J. 14-65-0; STEWART, T. 9-43-0; WRIGHT, B. 1-2-0.  
**PASSING:** STEWART, T. 13-20-0, 163 yards, 1 TD.  
**RECEIVING:** HENDERSON, H. 5-60; RICHARDSON, J. 3-66; SANCHEZ, B. 2-27; GIPSON, J. 2-7 (1).  
**INTERCEPTIONS:** None  
**FUMBLES:** None

#### UC Davis

**RUSHING:** Kelley, J. 6-43; Luuga, M. 13-36; Williams, J. 6-16.  
**PASSING:** Scott, B. 32-47-0, 238 yards, 1 TD  
**RECEIVING:** Luuga, M. 8-42; Williams, J. 4-44; Martin, C. 4-38; Vargas, R. 4-33; Bomas, Z. 4-23; Baljeu, D. 3-13; Williams, L. 2-19; Lee, B. 1-12.  
**INTERCEPTIONS:** none  
**FUMBLES:** none

**RENO, Nev.** - The Nevada football team opened its 2015 season with three consecutive touchdown drives en route to a 31-17 victory over UC Davis on Thursday night at Mackay Stadium. The Wolf Pack (1-0) used a 232-89 advantage in rushing yards to race past the Aggies (0-1) in front of 21,483 fans at Mackay.

Senior RB Don Jackson rushed for a game-high 124 yards - his fifth career 100-yard rushing effort - and junior QB Tyler Stewart completed nine of his first 10 passes before finishing with 206 yards of total offense and two touchdowns.

**How It Happened:** The Aggies received the opening kickoff and went on a 10-play drive that took 6:15 off the clock before stalling on a failed fourth down conversion. After a lengthy UC Davis drive to open the game, it was all Nevada for the remainder of the half.

The Wolf Pack offense started with three consecutive drives that went at least nine plays and 75 yards, as each ended in the endzone. It marked the first time since the 2010 season opener against Eastern Washington that Nevada opened a game with three straight touchdowns. Nevada also opened a 20-0 lead in the 2013 meeting with UC Davis.

Stewart marched Nevada down the field with a 75-yard touchdown drive in the team's offensive debut. Jackson punched the ball in

from the one-yard line to open a 7-0 lead. Nevada's next drive went 80 yards and was also capped by a Jackson run, this time from seven yards out. The Wolf Pack went up 21-0 on a two-yard touchdown pass from Stewart to junior TE Jarred Gipson.

The Aggies scored two touchdowns in the fourth quarter to tighten the score, but Nevada remained in control throughout the contest.

**Player of the Game:** Don Jackson only got the rock 13 times, but he put on a show when he had the ball, rushing for 124 yards on 9.5 yards per carry. Jackson scored early touchdown runs from one and seven yards out to help Nevada get in an early rhythm.

Jackson's effort led to his fifth career 100-yard rushing effort and his third-career multi-touchdown game.

**Play of the Game:** On 1st-and-goal from the seven-yard line, Jackson took a hand-off from Stewart in the shotgun and bounced over the right tackle. The Sacramento native appeared to run out of real estate on the sideline before shaking off two tackles and diving past the pylon on his second effort. The rushing touchdown gave Nevada a 14-0 lead with 11:47 left in the second quarter.



## Game 2

No. 20 Arizona 44, Nevada 20

Sept. 12, 2015; at Mackay Stadium (Reno, Nev.)

Attendance: 24,355



Score by quarters	1	2	3	4	Score	Record
No. 20 Arizona	14	7	13	10	44	2-0
Nevada	3	10	0	7	20	1-1

### Scoring summary

Team	Qtr	Time	Scoring	Conversion	Drive	TOP	A	H
AZ	1	13:01	Jackson, J. 9-yd. pass from Solomon, A.	Skowron, C. kick	2-16	0:34	7	0
AZ	1	09:33	Wilson, N. 3-yd. run	Skowron, C. kick	7-77	2:02	14	0
NEV	1	05:08	ZUZO, B. 28-yd. field goal	--	11-64	4:25	14	3
NEV	2	09:14	RICHARDSON, J. 5-yd. pass from STEWART, T.	ZUZO, B. kick	14-81	5:28	14	10
AZ	2	03:56	Wilson, N. 3-yd. run	Skowron, C. kick	5-40	1:10	21	10
NEV	2	00:00	ZUZO, B. 28-yd. field goal	--	8-25	0:56	21	13
AZ	3	10:41	Cobb, J. 1-yd. pass from Solomon, A.	Skowron, C. kick failed	7-58	1:59	27	13
AZ	3	03:56	Wilson, N. 6-yd. run	Skowron, C. kick	9-77	2:30	34	13
AZ	4	13:34	Randall, J. 57-yd. run	Skowron, C. kick	2-56	0:33	41	13
NEV	4	10:08	HENDERSON, H. 2-yd. pass from STEWART, T.	ZUZO, B. kick	9-66	3:19	41	20
AZ	4	03:35	Skowron, C. 46-yd. field goal	--	10-46	6:33	44	20

### Team Statistics

	Arizona	Nevada
FIRST DOWNS	24	15
RUSHES-YARDS (NET)	43-301	42-168
PASSING YARDS (NET)	269	159
Passes Att-Comp-Int	25-34-0	18-34-1
TOTAL OFFENSE PLAYS-YDS.	77-570	76-327
Fumble Returns-Yards	0-0	1-0
Punt Returns-Yards	1-26	0-0
Kickoff Returns-Yards	0-0	1-34
Interception Returns-Yards	1-0	0-0
Punts (Number-Avg.)	3-31.0	9-40.3
Fumbles-Lost	2-1	1-0
Penalties-Yards	3-30	9-105
Possession Time	27:42	32:18
Third-Down Conversions	2 of 13	6 of 18
Fourth-Down Conversions	1 of 3	0 of 1
Red-Zone Scores-Chances	5 of 6	3 of 3

### Individual Statistics

#### Nevada

**RUSHING:** JACKSON, D. 24-91; BUTLER, J. 9-33; STEWART, T. 6-38; WRIGHT, B. 3-6.

**PASSING:** STEWART, T. 18-32-1, 159 yards, 2 TD

**RECEIVING:** HENDERSON, H. 6-58 (1); RICHARDSON, J. 8-40; (1); FAUNCE, E. 1-18; BUTLER, J. 1-17; JACKSON, D. 1-15; DEMPS, W. 1-11.

**INTERCEPTIONS:** None

**FUMBLES:** 1-0

#### Arizona

**RUSHING:** Wilson, N. 21-194-3; Randall, J. 3-60-1; Bradford, O. 5-47

**PASSING:** Solomon, A. 24-33-0, 264 yards, 2 TD; Randall, J. 1-1-0, 5 yards.

**RECEIVING:** Jones, C. 6-103; Phillips, N. 5-32; Richards, D. 3-52; Grant, S. 3-18; Wilson, N. 2-30; Jackson, J. 2-14 (1); Cobb, J. 1-1 (1)

**INTERCEPTIONS:** none

**FUMBLES:** 1-1; Wilson, N.

RENO, Nev. – Nevada had reason for optimism after recovering a fumble late in the second quarter and pulling within 21-13 at half-time against Arizona with a field goal as time expired.

The 20th-ranked Wildcats hit the boosters in the second half to quell Nevada's optimism. The Wolf Pack (1-1) fell by a 44-20 margin to Arizona (2-0) – who is ranked 20th in the Coaches' Poll and 22nd in the AP Poll – after being outscored 23-7 in the second half Saturday afternoon. Nevada suffered its first loss of the season in front of 24,355 fans at a whiteout Mackay Stadium.

Junior QB Tyler Stewart completed a career-high 18 passes with a pair of touchdown strikes and junior RB Don Jackson tallied 91 yards on 24 carries.

**How It Happened:** The Wildcats got off to a hot start, scoring twice in the game's opening six minutes to take an early 14-0 lead. Nevada settled for a field goal in the first quarter after having a touchdown called back on a penalty.

The Pack then pulled within 14-10 with 9:14 left in the second quarter as Stewart hit junior WR Jerico Richardson for a five-yard touchdown pass to cap a season-long 14-play drive. Arizona expanded its lead to 21-10 and then drove the ball to midfield on its next drive.

Senior DE Lenny Jones recovered a fumble – his fourth career fumble recovery – with 1:10 left in the half. Junior kicker Alex Boy split the uprights from 41-yards out as time expired, pulling Nevada to 21-13 at halftime. It was all Arizona from there on out, as the Wildcats used a 23-7 edge in scoring and a 320-127 advantage in total yards in the second half to race past Nevada.

**Player of the Game:** It's usually not a positive sign if a team's stand-out player is its punter, and that was the case for Nevada tonight. Junior Alex Boy set three career-bests and punted eight times for a 47.0 average. Boy – who was a consensus preseason All-Mountain West selection – set career-bests in longest punt (63), total punt yards (376) and 50+ yard punts (3). He also downed two punts inside the 20-yard line.

**Play of the Game:** With Arizona threatening to expand on its 21-10 lead late in the second quarter, the Wolf Pack defense had its backs against the wall. Nevada responded by forcing its first turnover of the season with just over a minute left in the half, setting up a Zuzo field goal as time expired. The Wildcat's Nick Wilson ran for a first down on 3rd-and-1, but senior LB Jordan Dobrich stripped the ball loose on the tackle. The ball bounced around before senior DE Lenny Jones fell on it for his fourth-career fumble recovery.



# 2015 NEVADA WOLF PACK FOOTBALL — GAME RECAPS



## Game 3

No. 17 Texas A&M 44, Nevada 27

Sept. 19, 2015; at Kyle Field (College Station, Texas)

Attendance: 24,355



Score by quarters	1	2	3	4	Score	Record
Nevada	7	3	10	7	27	1-2
No. 17 Texas A&M	14	10	14	6	44	3-0

### Scoring summary

Team	Qtr	Time	Scoring	Conversion	Drive	TOP	A	H
TAMU	1	12:41	Allen, K. 1-yd. run	Bertolet, T. kick	7-73	2:19	0	7
NEV	1	03:28	JACKSON, D. 31-yd. run	ZUZO, B. kick	4-40	2:23	7	7
TAMU	1	01:07	Noil, S. 10-yd. pass from Allen, K.	Bertolet, T. kick	6-65	2:21	7	14
NEV	2	13:30	ZUZO, B. 28-yd. field goal	--	9-64	2:37	10	14
TAMU	2	12:23	Reynolds, J. 25-yd. pass from Allen, K.	Bertolet, T. kick	3-78	1:07	10	21
TAMU	2	01:05	Bertolet, T. 32-yd. field goal	--	5-18	1:17	10	24
TAMU	3	13:45	Reynolds, J. 10-yd. pass from Allen, K.	Bertolet, T. kick	4-28	1:10	10	31
NEV	3	08:58	ZUZO, B. 27-yd. field goal	--	4-4	2:01	13	31
TAMU	3	04:02	Tabuyo, J. 15-yd. pass from Allen, K.	Bertolet, T. kick	10-85	3:02	13	38
NEV	3	01:20	HENDERSON, H. 27-yd. pass from STEWART, T.	ZUZO, B. kick	8-75	2:42	20	38
TAMU	4	13:57	Bertolet, T. 21-yd. field goal	--	9-70	2:23	20	41
NEV	4	09:33	JACKSON, D. 9-yd. pass from STEWART, T.	ZUZO, B. kick	12-75	4:24	27	41
TAMU	4	04:40	Bertolet, T. 37-yd. field goal	--	9-61	3:17	27	44

### Team Statistics

	Nevada	Texas A&M
FIRST DOWNS	19	30
RUSHES-YARDS (NET)	45-153	40-233
PASSING YARDS (NET)	206	302
Passes Att-Comp-Int	16-29-1	20-36-1
TOTAL OFFENSE PLAYS-YDS	74-359	76-535
Fumble Returns-Yards	1-4	0-0
Punt Returns-Yards	2-22	2-17
Kickoff Returns-Yards	2-38	3-72
Interception Returns-Yards	1-10	1-0
Punts (Number-Avg.)	8-45.9	4-52.5
Fumbles-Lost	1-0	2-1
Penalties-Yards	3-29	5-35
Possession Time	34:11	25:49
Third-Down Conversions	4 of 16	4 of 12
Fourth-Down Conversions	1 of 1	0 of 0
Red-Zone Scores-Chances	3 of 4	7 of 8

### Individual Statistics

#### Nevada

**RUSHING:** BUTLER, J. 17-118; JACKSON, D. 16-53-1; STEWART, T. 12-(7).  
**PASSING:** STEWART, T. 16-29-1, 206 yards, 2 TD.  
**RECEIVING:** HENDERSON, H. 5-69 (1); RICHARDSON, J. 5-49; GIPSON, J. 2-48; JACKSON, D. 2-22 (1); DEMPS, W. 1-15.  
**INTERCEPTIONS:** SAWYER, J. 1-4  
**FUMBLES:** 1-0; STEWART, T.

#### Texas A&M

**RUSHING:** Carson, T. 22-137; Allen, K. 10-55 (1); Dolezal, B. 3-24; Murray, K. 2-10.  
**PASSING:** Allen, K. 18-31-1, 270 yards, 4 TD; Murray, K. 2-4, 32 yards.  
**RECEIVING:** Kirk, C. 6-120; Ratley, D. 5-70; Reynolds, J. 3-55 (2); Noil, S. 2-15 (1); Carson, T. 1-17.  
**INTERCEPTIONS:** Wilson, D. 1-0  
**FUMBLES:** 2-1; Carson, T. 1-1; Allen, K. 1-0.

COLLEGE STATION, Texas – The Nevada football team showed plenty of heart and played an improved game from week two to week three before falling, 44-27, to 17th-ranked Texas A&M on Sept. 19 at Kyle Field.

The Wolf Pack was playing its first SEC opponent in program history and was also playing in front of the largest crowd it has ever been a part with 102,591 people at Kyle Field. Nevada represented itself well and can take positives from its performance after playing the Aggies tough for four quarters.

Sophomore RB James Butler broke the 100-yard rushing barrier for the second time in his career and junior QB Tyler Stewart passed for a career-high 206 yards. Despite some solid drives on both sides of the ball for Nevada, Texas A&M's 535 total yards and 44 points were too much to overcome on a sunny, muggy day in College Station.

**How It Happened:** Senior RB Don Jackson ran for a 31-yard TD on fourth down to tie the game at 7-7 early in the first quarter. Junior PK Brent Zuzo added a 27-yard field goal in the second half as Nevada went into the locker room trailing, 24-10.

Nevada played the Aggies close in the second half, as Texas A&M out-scored Nevada by just a 20-17 margin in the final two quar-

ters. Junior QB Tyler Stewart tossed a 27-yard TD pass to junior WR Hasaan Henderon and a nine-yard TD pass to senior RB Don Jackson.

Texas A&M outgained Nevada by a 535-359 margin while Kyle Allen's four touchdown passes and Tra Carson's 137 yards rushing led the Aggies to the victory.

**Play of the Game:** Stewart and Henderson left no doubt about Nevada's play of the game. On second down from 27 yards out in the third quarter, Stewart lobbed a well-paced pass to the corner of the end zone. Henderson – on the fade route – leaned back and came up with a one-armed, back shoulder catch while he was falling down and being held by his defender near the corner pylon.

**Player of the Game:** Perhaps more-so than any Wolf Pack player, Hasaan Henderson looked at home against SEC competition. The 6-foot-5 wideout caught five passes for 69 yards and a score, while also forcing four pass interference/defensive holding penalties. Henderson was a threat throughout the contest.





# 2015 NEVADA WOLF PACK FOOTBALL — GAME RECAPS



## Game 4

**Nevada 24, Buffalo 21**

**Sept. 26, 2015; at UB Stadium (Buffalo, N.Y.)**

**Attendance: 19,072**



Score by quarters	1	2	3	4	Score	Record
Nevada	14	3	0	7	24	2-2
Buffalo	7	3	3	8	21	2-2

### Scoring summary

Team	Qtr	Time	Scoring	Conversion	Drive	TOP	A	H
UB	1	11:11	Weiser, M. 41-yd. pass from Licata, J.	Mitcheson, A. kick	5-69	1:53	0	7
NEV	1	03:07	BUTLER, J. 5-yd. run	ZUZO, B. kick	2-96	0:40	7	7
NEV	1	00:12	JACKSON, D. 55-yd. run	ZUZO, B. kick	4-62	1:54	14	7
UB	2	11:11	Mitcheson, A. 33-yd. field goal	--	11-59	4:01	14	10
NEV	2	08:41	ZUZO, B. 38-yd. field goal	--	9-54	2:30	17	10
UB	3	06:56	Mitcheson, A. 43-yd. field goal	--	8-37	3:43	17	13
NEV	4	10:25	JACKSON, D. 10-yd. run	ZUZO, B. kick	12-80	5:27	24	13
UB	4	08:06	Lisa, C. 5-yd. pass from Licata, J.	McGill, M. rush	8-75	2:19	24	21

### Team Statistics

	Nevada	Buffalo
FIRST DOWNS	15	23
RUSHES-YARDS (NET)	39-289	35-149
PASSING YARDS (NET)	90	338
Passes Att-Comp-Int	12-21-0	28-46-2
TOTAL OFFENSE PLAYS-YDS	60-379	81-487
Fumble Returns-Yards	1-0	0-0
Punt Returns-Yards	2-23	1-0
Kickoff Returns-Yards	2-57	1-18
Interception Returns-Yards	2-0	0-0
Punts (Number-Avg.)	7-40.4	5-44.0
Fumbles-Lost	0-0	1-1
Penalties-Yards	9-95	9-90
Possession Time	26:58	33:02
Third-Down Conversions	4 of 12	7 of 16
Fourth-Down Conversions	0 of 0	1 of 2
Red-Zone Scores-Chances	2 of 2	2 of 2

### Individual Statistics

#### Nevada

**RUSHING:** BUTLER, J. 16-177 (1); JACKSON, D. 17-113 (2);  
**PASSING:** STEWART, T. 12-21-0, 90 yards  
**RECEIVING:** RICHARDSON, J. 4-24; DEMPS, W. 4-24; HENDERSON, H. 2-28; GIPSON, J. 1-13.  
**INTERCEPTIONS:** BABER, D. 2-0  
**FUMBLES:** 0-0

#### Buffalo

**RUSHING:** Johnson, J. 13-79; Taylor, A. 16-68; Robinson, M. 2-9  
**PASSING:** Licata, J. 28-46-2, 338 yards, 2 TDs  
**RECEIVING:** Weiser, M. 10-131 (1); Willoughby, R. 10-122; Lisa, C. 4-51 (1); Smiley, B. 2-23.  
**INTERCEPTIONS:** None  
**FUMBLES:** 1-1; Johnson, J. 1-1

BUFFALO, N.Y. – James Butler rushed for a career-high 177 yards and Dameon Baber recorded two interceptions in his first collegiate game, leading Nevada (2-2) to a 24-21 victory over Buffalo (2-2) on Sept. 26 at UB Stadium.

Baber's second interception of the game came with just 80 seconds left in the fourth quarter as Buffalo was driving into midfield, clinching a nail-biting victory in front of 19,072 fans. Nevada used a dominant ground attack to rush past the Bulls, racking up a season-high 289 yards on the ground. Butler ran for 177 yards on just 16 carries while senior RB Don Jackson posted 113 yards on 17 carries.

**How It Happened:** Both teams punted on their opening drive before Buffalo got on the board first. The Wolf Pack was able to turn the tide later in the first half on a pair of huge runs from its star running backs. Nevada's third drive started on its own four-yard line before sophomore Butler broke free for a 91-yard rush – the longest non-scoring run in Wolf Pack history. Butler found pay dirt one play later, tying the game on a five-yard rush. Jackson ran right through the heart of the defense on the next drive to score from 55 yards out and put Nevada in front, 14-7.

Both teams traded field goals as Buffalo's Adam Mitcheson connected from 33 yards and Nevada's Brent Zuzo split the uprights

from 38 yards. The second half turned into a defensive stalemate as Nevada was held scoreless in the third quarter while Mitcheson hit a career-long 43-yard field goal to pull Buffalo within 17-13. Baber's first interception of the game – which he picked off in the end zone – set up a 12-play, 80-yard scoring drive that proved to be vital for the Pack. Jackson scored from 10 yards out for his second touchdown of the game, putting Nevada ahead, 24-13 with 10:25 left in the game. Buffalo pulled within a field goal of Nevada with a 75-yard touchdown drive in just over two minutes. Licata's five-yard touchdown rush and two point conversion made it 24-21 with 8:06 left in the game. Alex Bertrando recovered a fumble and Baber tallied another interception to preserve Nevada's win.

**Player of the Game:** What a way to make an entrance. In his first collegiate game, true freshman Dameon Baber started at free safety for the Wolf Pack and made two of the biggest plays of the game with key interceptions. Baber also reached double figures in tackles, posting 10 on the day.

**Play of the Game:** Midway through the first quarter, Buffalo downed a punt at Nevada's own four-yard line. On the first play of the drive, the Union paved a hole for Butler and the sophomore running back sprinted 91 yards to the Bulls' five-yard line. It was Nevada's third longest rush in program history.



# 2015 NEVADA WOLF PACK FOOTBALL — GAME RECAPS



## Game 5

**UNLV 23, Nevada 17**

**Oct. 3, 2015; at Mackay Stadium (Reno, Nev.)**

**Attendance: 29,551**



Score by quarters	1	2	3	4	Score	Record
UNLV	7	6	0	10	23	2-3
Nevada	0	0	3	14	17	2-3

### Scoring summary

Team	Qtr	Time	Scoring	Conversion	Drive	TOP	A	H
UNLV	1	08:58	Whitley, K. 37-yd. run	Bornand, N. kick	11-81	6:02	7	0
UNLV	2	00:30	Palandech, K. 12-yd. run	Bornand, N. kick failed	7-73	0:57	13	0
NEV	3	10:35	ZUZO, B. 27-yd. field goal	--	11-62	4:20	13	3
NEV	4	10:47	RICHARDSON, J. 22-yd. pass from STEWART, T.	ZUZO, B. kick	9-78	3:23	13	10
UNLV	4	08:27	McAleenan, R. 52-yd. interception return	Bornand, N. kick	--	--	20	10
NEV	4	04:50	JACKSON, D. 1-yd. run	ZUZO, B. kick	9-75	3:37	20	17
UNLV	4	01:53	Bornand, N. 45-yd. field goal	--	4-5	0:26	23	17

### Team Statistics

	UNLV	Nevada
FIRST DOWNS	18	24
RUSHES-YARDS (NET)	44-167	35-141
PASSING YARDS (NET)	134	202
Passes Att-Comp-Int	13-19-1	20-44-1
TOTAL OFFENSE PLAYS-YDS.	63-301	79-343
Fumble Returns-Yards	0-0	0-0
Punt Returns-Yards	1-8	1-20
Kickoff Returns-Yards	3-33	1-23
Interception Returns-Yards	1-52	1-0
Punts (Number-Avg.)	8-42.9	7-44.9
Fumbles-Lost	0-0	1-0
Penalties-Yards	8-76	6-53
Possession Time	32:31	27:29
Third-Down Conversions	4 of 13	6 of 16
Fourth-Down Conversions	0 of 0	0 of 2
Red-Zone Scores-Chances	1 of 2	2 of 2

### Individual Statistics

Nevada
<b>RUSHING:</b> STEWART, T. 11-61; BUTLER, J. 10-44; JACKSON, D. 13-36 (1).
<b>PASSING:</b> STEWART, T. 20-44-1, 202 yards, 1 TD.
<b>RECEIVING:</b> RICHARDSON, J. 8-87 (1); HENDERSON, H. 5-40; DEMPS, W. 4-51; GIPSON, J. 1-13; RICHARDSON, K. 1-7.
<b>INTERCEPTIONS:</b> BABER, D. 1-0
<b>FUMBLES:</b> 1-0
UNLV
<b>RUSHING:</b> Whitely, K. 16-76 (1); Palandech, K. 5-29 (1); Campbell, Z. 12-28.
<b>PASSING:</b> Decker, B. 7-11-1, 86 yards; Palandech, K. 6-8-0, 48 yards
<b>RECEIVING:</b> Boyd, D. 4-39; Criswell, A. 3-33; Whitely, K. 2-19; Thomas, L. 2-16; Keys, K. 1-25.
<b>INTERCEPTIONS:</b> McAleenan, R. 1-52.
<b>FUMBLES:</b> 0-0/

RENO, Nev. – Tyler Stewart’s pass on 4th-and-10 from the UNLV 47-yard line fell incomplete with just 35 seconds left in the game, and with that, Nevada suffered a 23-17 upset to its rivals UNLV on Saturday in the Battle for the Fremont Cannon.

The Wolf Pack (2-3, 0-1) scored a pair of touchdowns in the fourth quarter but couldn’t overcome a slow start against the Rebels (2-3, 0-1) in front of 29,551 fans at Mackay Stadium – the ninth-largest crowd in the stadium’s history. Nevada suffered just its second loss to UNLV in the past 11 meetings between the two programs.

Stewart passed for 202 yards and a score and ran for a career-high 61 yards while junior WR Jerico Richardson set season-highs with eight receptions and 87 yards. On the defensive side, senior LB Matthew Lyons posted a game-high 12 tackles while freshman FS Dameon Baber tallied his third interception in the past two games.

**How It Happened:** The 41st edition of the Battle for the Fremont Cannon got off to a rough start for Nevada as the Wolf Pack was shutout in the first half for the first time since Dec. 1, 2012. UNLV’s Keith Whitley scored on a 37-yard touchdown run in the first half and the Rebels took a 13-0 lead into the locker room on a 12-yard touchdown rush by Kurt Palandech just before half.

Junior PK Brent Zuzo split the uprights from 27-yards out in the third quarter and Nevada later pulled with three points (13-10) with 10:47 left in the fourth quarter on Stewart’s 22-yard touchdown pass to Richardson. UNLV quickly reclaimed momentum though with a game-clinching play as junior LB Ryan McAleenan intercepted a Stewart pass on 2nd-and-6 and ran 52 yards to paydirt, putting the Rebels ahead 20-10 with 8:27 left in the game.

The Wolf Pack refused to go down without a fight and drove nine plays and 75 yards on the ensuing possession to pull within 20-17. Stewart went 4-of-4 on the drive for 49 yards before senior RB Don Jackson tallied a one-yard touchdown run – his sixth of the season.

**Player of the Game:** A pair of seniors on the defensive side led the Wolf Pack on Saturday night. Senior LB Matthew Lyons was all over the place and was Nevada’s most-frequent tackler, posting a game-high 12 tackles. Senior DE Lenny Jones also came up clutch, posting four tackles, 2.0 sacks and one pass breakup.

**Play of the Game:** The Wolf Pack drove to UNLV’s 22-yard line with just under 11 minutes in the game facing a 13-3 deficit. On 1st-and-10, Stewart found junior WR Jerico Richardson on a middle post route for a 22-yard touchdown reception.