



UNIVERSITY OF NEW MEXICO LOBO FOOTBALL

1939 Sun Bowl * 1944 Sun Bowl * 1946 Sun Bowl * 1947 Harbor Bowl * 1961 Aviation Bowl * 1997 Insight.com Bowl
2002 Las Vegas Bowl * 2003 Las Vegas Bowl * 2004 Emerald Bowl * 2006 New Mexico Bowl * 2007 New Mexico Bowl

2015 NEW MEXICO SCHEDULE

Date	Opponent (TV)	Time/Result
9/5	Mississippi Valley State	W 66-0
9/12	Tulsa (ESPN3)	L 21-40
9/18	at (RV/RV) Arizona State (Pac-12)	L 10-34
9/26	*at Wyoming (ROOT)	W 38-28
10/3	New Mexico State (ROOT)	W 38-29
10/10	*at Nevada (MWN/CI)	L 17-35
10/17	*Hawai'i (ROOT/Oceanic)	W 28-27
10/24	*at San José State (ROOT)	L 21-31
11/7	*Utah State (CBSSN)	W 14-13
11/14	*at (RV/RV) Boise St. (ESPNU)	8:15 pm
11/21	*Colorado State (ROOT)	3:38 pm
11/28	*Air Force (ESPN Family)	TBA

ON THE AIR

Television

ESPNU
Play-by-Play: Mike Corey
Color Analyst: David Diaz-Infante
Sidelines: None

Radio (English)

Lobo Radio Network
(770 KKOB-AM flagship in Albuquerque)
Play-by-Play: Robert Portnoy
Color Analyst: DonTrell Moore
Sidelines: Scott Stiegler

FOOTBALL COMMUNICATIONS

Frank Mercogliano, Asst. A.D. for Communications
Email: fmercog@unm.edu
Cell Phone: 505-410-4844
Twitter: @fmercogliano

PROMOTIONS & SPONSORS

Road Game



New Mexico (5-4, 3-2 MW)

LOBOS

GAME 10

Date.....Saturday, November 14
Time.....8:15 p.m. MT
Location..... Albuquerque, N.M.
Venue..... Albertson's Stadium
Capacity..... 36,387
Television..... ESPNU
Series Record..... BSU leads 6-0
In ABQ..... BSU leads 3-0
In Boise..... BSU leads 3-0
Current Streak.....Boise State, 6
Last Meeting.....11/7/14 BSU 60-49
Last Meeting in Boise..... 11/30/13
BSU 45-17



RV/RV Boise State (7-2, 4-1 MW)

BRONCOS

The Game:

The University of New Mexico Lobos (5-4, 3-2 MW) will travel for its final road contest of the season as they take on the Boise State Broncos (7-2, 4-1 MW). The Lobos will be playing their first game in eight seasons for a shot at bowl eligibility. New Mexico is coming off a fine defensive performance, holding Utah State's prolific offense to just 13 points and 294 yards after they had scored over 50 in three of its last four games. Boise State, which suffered eight turnovers in a loss to Utah State earlier this season, has won two in a row since that, including a 55-27 win over UNLV two weeks ago. Boise State is coming off a bye week.

The Coaches:

The University of New Mexico Lobos are coached by Bob Davie, who is 16-30 in his fourth season with the Lobos, and he is 51-55 overall in his ninth season. He spent his first five seasons as a head coach manning the Notre Dame Fighting Irish. For the Broncos, they are coached by Bryan Harsin, who is 19-4 with the Broncos. He is 26-9 overall, having gone 7-5 with Arkansas State in 2013. Harsin was previously at Texas and at Boise State for 10 years. He is the first Boise State alum to serve as head coach of the Broncos.

Series History:

The two teams have played six previous times, and all six have been won by the Broncos. Boise State leads 3-0 in Boise, with the last meeting in Broncos stadium on November 30, 2013, the final game of the season. That was a 45-17 BSU win. This will be the fifth Mountain West meeting between the two teams, with both other MW meetings in Boise being on the final week of the season.

Broadcast Information:

The broadcast will be national on ESPNU which is DISH 141, Direct 208, Comcast 281. Mike Corey will handle the play-by-play for the game with David Diaz-Infante.

The game will be broadcast on the Lobo Radio Network with Robert Portnoy and DonTrell Moore calling all the action, with Michael Carlyle serving as engineer. Scott Stiegler will host the post game call-in show. The flagship station is 770 AM KKOB out of Albuquerque. This feed will also be available via the TuneIn Radio App.

Tweetable:

New Mexico has won back-to-back one-point games at home for the first time in school history #GoLobos

OFFENSE

Pos.	#	Player	Ht.	Wt.	Cl.-Ex.	Hometown (Last School)	Notes
WR-X	81	Marquis Bundy	6-4	215	Sr-3L	Anthem, Ariz. (Boulder Creek)	Has four catches for 46 yards
	19	Matt Quarells	6-1	192	Fr-RS	St. Louis, Mo. (Hazelwood Central HS)	Has one catch for 17 yards
LT	75	Reno Henderson	6-4	275	Jr-1L-RS	Ocala, Fla. (New Mexico Military Inst./Vanguard HS)	Scored a touchdown on a FR against Mississippi Valley State, started nine games
	62	Garrett Adcock	6-2	291	Jr-2L-RS	Dallas, Texas (Dallas Christian HS)	Played in two games, one start
LG	79	Bryan Oldenkamp	6-4	308	Sr-1L-1SQ-RS	Hesperia, Calif. (Chaffey College/Hesperia HS)	Started eight games, played in nine
	50	Chris Lewis	6-3	301	Jr-JC	Compton, Calif. (Riverside JC/Compton HS)	Played in six games, one start
C	51	Eden Mahina	6-4	308	Sr-1L	Ontario, Calif. (Mt. San Jacinto College/Upland HS)	Started nine games, eight at center, one at guard
	66	Tevita Fonua	6-2	308	Jr-JC	Richmond, Calif. (Laney College/John F. Kennedy HS)	Played in two games, one start
RG	55	Aaron Jenkins	6-1	312	Fr-RS	Dallas, Texas (Lincoln HS)	Started nine games, eight at guard, one at tackle
	50	Chris Lewis	6-3	301	Jr-JC	Compton, Calif. (Riverside JC/Compton HS)	Played in six games, one start
RT	76	Dillon Romine	6-6	290	Sr-2L-RS	Bradenton, Fla. (Braden River HS)	Played in nine games, seven starts
	62	Garrett Adcock	6-2	291	Jr-2L-RS	Dallas, Texas (Dallas Christian HS)	Played in two games, one start
TE	80	Reece White	6-1	225	Sr-3L	Rio Rancho, N.M. (Cleveland HS)	Has 11 catches for 174 yards, has recovered two fumbles on special teams
	48	Chris Edling	6-3	244	Sr-3L	Corsicana, Texas (Corsicana HS)	Has no catches
WR-H	2	Dameon Gamblin	5-10	174	Jr-2L	Mesquite, Texas (Mesquite HS)	Has 29 catches for 374 yards and 2 TD, eight rushes for 47 yards
	22	Chris Davis	5-6	171	So-1L	Westlake Village, Calif. (Oaks Christian HS)	Has five catches for 53 yards
WR-Y	24	Carlos Wiggins	5-8	166	Sr-3L	Plano, Texas (Plano West HS)	Has 10 catches for 187 yards and a TD, four rushes for 47 yards
	82	Delane Hart-Johnson	6-4	210	So-JC	Philadelphia, Pa. (L.A. Valley College/MLK HS)	Has nine catches for 154 yards, 1 TD, (86-yard TD 5th-longest in UNM history)
*QB	13	Lamar Jordan	5-10	190	So-1L-RS	Frisco, Texas (Centennial HS)	49-90-2 for 696 yards, 4 TDs, has 85 rushes for 500 yards, 3 TD
and	10	Austin Apodaca	6-3	207	Jr-JC	Longmont, Colo. (Mesa CC/Washington State/Silver Creek HS)	42-84-4 for 472 yards, 1 TD
RB	6	Jhurell Pressley	5-10	203	Sr-3L-RS	Newcastle, Del. (Red Lion Christian Academy)	103 rushes for 469 yards, 5 TD
	4	Romell Jordan	5-8	182	So-1L-RS	Rio Rancho, N.M. (Cleveland HS)	14 rushes for 58 yards, has three catches for 18 yards
TB	7	Teriyon Gipson	5-8	182	Jr-2VL	Dallas, Texas (Kimball HS)	96 rushes for 588 yards, 5 TD, has 12 catches for 100 yards
	25	David Anaya	5-9	205	Sr-3L	Roswell, N.M. (Goddard HS)	12 rushes for 58 yards, 1 TD, has one catch for 11 yards, 1 TD

*starter TBA

DEFENSE

Pos.	#	Player	Ht.	Wt.	Cl.-Ex.	Hometown (Last School)	Notes
LE	95	Garrett Hughes	6-1	267	So-1L	Corona, Calif. (Centennial HS)	11 tackles, 2.0 sacks for 11 yards, 3.5 TFLs for 14 yards, 1 PBU
	53	Cody Baker	6-3	246	Fr-HS	Issaquah, Wash. (Eastside Catholic HS)	16 tackles, 0.5 TFLs for 0 yards
NT	92	William Udeh	6-0	294	Jr-2L	Coppell, Texas (Coppell HS)	13 tackles, 2.0 TFLs for 7 yards
	55	Taylor Timmons	6-0	291	Jr-RS	Tampa, Fla. (Mew Mexico Military Inst./Tampa Catholic HS)	11 tackles, 3.5 sacks for 27 yards, 5.0 TFL for 32 yards
RE	91	Nik D'Avanzo	6-3	281	Jr-2L	Baltimore, Md. (Archbishop Curley HS)	34 tackles, 0.5 sacks for 4 yards, 6.5 TFLs for 21 yards, 1 FR for 0 yards, 1 PBU, 1 QBH
	59	Chris Lee	6-1	260	Sr-1L	Oakland, Calif. (Laney College/San Leandro HS)	1 FR for 0 yards, 1 QBH
RUSH	54	Donnie White	6-1	240	Jr-2L	St. Louis, Mo. (De Smet HS)	26 tackles, 2.0 sacks for 17 yards, 3.5 TFLs for 23 yards, 1 PBU, 2 QBH
	58	Maurice Daniels	6-4	219	Jr-JC	Coalinga, Calif. (West Hills College/Robeson HS)	35 tackles, 5.5 sacks for 32 yards, 10.5 TFLs for 52 yards, 1 PBU, 1 FF, 2 QBH
MLB	49	Dakota Cox	6-0	231	Jr-2L	Draper, Utah (Juan Diego HS)	67 tackles, 3.5 sacks for 13 yards, 9.5 TFLs for 25 yards, 1 INT for 8 yards, 1 PBU, 1 QBH
	32	Michael Arredondo	6-1	230	Sr-3L	Phoenix, Ariz (Desert Vista HS)	Five tackles
WLB	2	Ryan Langford	6-4	235	Sr-1L	Davenport, Iowa (Iowa Western CC/Assumption HS)	36 tackles, 1.5 sacks for 12 yards, 6.0 TFLs for 20 yards, 2 PBU
	2	Kimmie Carson	6-0	213	So-1L-RS	Tulsa, Okla. (East Central HS)	54 tackles, 2.5 sacks for 21 yards, 7.0 TFLs for 30 yards, 1 QBH
LCB	19	Nias Martin	5-10	175	Jr-JC	Baltimore, Md. (Hartnell College/Dunbar HS)	20 tackles, 2.0 TFLs for 4 yards, 1 PBU, 1 FR for 77 yards, 1 TD
	4	Isaiah "I.B." Brown	5-11	187	Jr-2L	San Antonio, Texas (Katy HS)	Six tackles, 1 PBU
SS	12	Ryan Santos	5-10	190	Jr-2L-RS	Klein, Texas (Klein Collins HS)	38 tackles, 1 PBU
	8	Ricky Bennett	6-0	213	So-1L	Huntsville, Texas (Huntsville HS)	12 tackles
FS	14	Daniel Henry	6-1	196	Jr-RS	San Diego, Calif. (Iowa Western CC/Weber State/La Jolla Country Day)	40 tackles, 1.0 sacks for 4 yards, 3.0 TFL for 11 yards, 2 PBU, 1 FR for 0 yards, 1 QBH
	22	Markel Byrd	5-11	195	So-1L-RS	San Diego, Calif. (Horizon Christian Academy)	29 tackles, 1.0 sacks for 10 yards, 2.0 TFLs for 13 yards, 2 INT for 0 yards
LOCK	5	Lee Crosby	5-11	201	Jr-RS	Baltimore, Md. (Snow College/Baltimore City HS)	45 tackles, 1.0 sacks for 7 yards, 3.0 TFLs for 10 yards, 1 FF, 1 FR, 1 TD, 2 INT for 29 yards, 3 PBU
	28	Jake Rothschilder	5-7	190	So-RS	Westlake Village, Calif. (Westlake HS)	15 tackles, 1 PBU
RCB	3	Cranston Jones	5-8	172	Sr-3L	Mesquite, Texas (West Mesquite HS)	23 tackles, 1.0 TFL for 3 yards, 1 INT for 15 yards, 4 PBU
	21	Donnie Duncan	5-11	191	Sr-3L-RS	Cerritos, Calif. (Alexander Hamilton HS)	24 tackles, 1.0 TFLs for 2 yards, 2 PBU

SPECIAL TEAMS

Pos.	#	Player	Ht.	Wt.	Cl.-Ex.	Hometown (Last School)	Notes
FGs	90	Zack Rogers	5-9	191	Sr-1L-2SQ-RS	Rio Rancho, N.M. (Rio Rancho HS)	1-2 (42G, 28 BLK), 11-11 XP (game-winner with 55 seconds left vs. Hawai'i)
	95	Jason Sanders	5-11	186	So-1L	Orange, Calif. (Villa Park HS)	3-7 FG (28G, 42WR, 35WR, 32G, 22G, 29WL, 41 WR), 22-22 on XP
KOs	95	Jason Sanders	5-11	186	So-1L	Orange, Calif. (Villa Park HS)	33 touchbacks on 47 kickoffs, start position of the 25 yard line
	90	Zack Rogers	5-9	191	Sr-1L-2SQ-RS	Rio Rancho, N.M. (Rio Rancho HS)	No kickoffs this season
P	90	Zack Rogers	5-9	191	Sr-1L-2SQ-RS	Rio Rancho, N.M. (Rio Rancho HS)	Has 51 punts for 41.2 yard average, long of 69, 2 TBs, 19 FC, 16 I20, 10 50+
	94	Sam Gentry	6-6	242	Jr-2SQ-RS	Albuquerque, N.M. (Eldorado HS)	No punts this season
DS	97	Steven Romero	6-1	225	Jr-2L	Albuquerque, N.M. (La Cueva HS)	Starting long snapper for the last three seasons
	30	Wendell Carter	5-7	180	Sr-2SQ-RS	Winslow, Ariz. (Winslow HS)	Has not snapped in a game
Hold	94	Sam Gentry	6-6	242	Jr-2SQ-RS	Albuquerque, N.M. (Eldorado HS)	First year as holder
	10	Austin Apodaca	6-3	207	Jr-JC	Longmont, Colo. (Mesa CC/Washington State/Silver Creek HS)	Washington State's holder in 2013
KOR	24	Carlos Wiggins	5-8	166	Sr-3L	Plano, Texas (Plano West HS)	Has 14 returns for 413 yards, 39.5 yard average, long of 100, 1 TD (5 career KO TDs)
	20	Daryl Chestnut	5-8	188	So-JC	Miami, Fl. (Christopher Columbus HS/Coffeyville JC)	Has 6 returns for 109 yards, 18.2 average, long of 30
	25	David Anaya	5-9	205	Sr-3L	Roswell, N.M. (Goddard HS)	No returns this season
PR	24	Carlos Wiggins	5-8	166	Sr-3L	Plano, Texas (Plano West HS)	Has 7 returns for 54 yards, 7.7 average, long of 23
	22	Chris Davis, Jr.	5-6	171	So-1L	Westlake Village, Calif. (Oaks Christian HS)	Has 1 returns for 0 yards, 0.0 average, long of 0

NEW MEXICO WEEKLY PRACTICE & MEDIA SCHEDULE (MOUNTAIN TIME)

GENERAL INFORMATION

Name of School University of New Mexico
 City/Zip Albuquerque, N.M. 87106
 Founded 1889 by Territorial Legislature
 Enrollment 28,800
 Nickname Lobos
 School Colors Cherry and Silver
 Stadium Branch Field at University Stadium
 Capacity 39,224
 Conference Mountain West
 Affiliation NCAA I
 President Dr. Robert Frank
 Vice President for Athletics Paul Krebs
 Athletic Dept. Phone 505-925-5501
 Ticket Office Phone 505-925-LOBO

COACHING STAFF

Head Coach Bob Davie
 Alma Mater, Year Youngstown State, 1977
 Record at School (years) 16-30, 4th season
 Career Record (years) 51-55, 9th season
 Football Office Phone 505-925-5700
 Best Time of Day to Reach Coach Contact SID
 Assistant Coaches
 Bob DeBesse Off. Coord./QBs
 Scott Baumgartner WRs
 Clay Davie TEs
 Jason Lenzmeier OL
 Apollo Wright Special Teams/RBs
 LaMar Bratton Grad. Asst. (Offense)
 Mitchell Kleinschrodt ... Grad. Asst. (Offense)
 Kevin Cosgrove Def. Coord./LBs
 Charles McMillian ... Def. Passing Game Coord/S
 Barry Sacks DL
 Al Simmons CBs
 Andrew Aho Grad. Asst. (Defense)
 Ivan Cordova Grad. Asst. (Defense)
 Dir. of Football Ops Brian DeSpain
 Asst. Dir. of Ops Evan Barker
 Video Coordinator Chris Crooks
 Videographer Paul Kasero
 Dir. of Recruiting Josh Sternquist
 Dir. of Player Development Trent Martin
 Athletic Performance Ben Hilgart
 Asst. Athletic Performance Kyle Kudrna
 G.A. Athletic Performance Kasey Carrier

TEAM INFORMATION

2014 Overall Record 4-8
 2014 Mountain West Record/Finish 2-6/5th Mt.

HISTORY

First Year of Football 1892
 Overall All-Time Record 468-573-31
 Number of Bowls/last 11/2007
 Bowl Record 3-7-1
 NFL Draft Picks 64

COMMUNICATIONS

Press Box Phone 505-925-5805
 SID Mailing Address New Mexico Athletics
 Colleen J. Maloof Administration Building
 1 University of New Mexico
 MSC04 2680
 Albuquerque, NM 87131-0001
 Overnight Address New Mexico Athletics
 Colleen J. Maloof Administration Building
 1414 University Boulevard SE
 Albuquerque, NM 87106

SOCIAL MEDIA

Website www.golobos.com



@NewMexicoFB



/UNMLoboFootball

MONDAY	TUESDAY	WEDNESDAY	THURSDAY	FRIDAY	SATURDAY	SUNDAY
Practice OFF	Practice 9:15-11:00 a.m.	Practice 9:15-11:00 a.m.	Practice 9:45-11:15 a.m.	Practice Travel	Game 8:15 p.m. at Boise State	Practice OFF
Media None	Media Open first 30 minutes Interviews after practice (Players) Press Conference at 12:00 p.m. (Press Box Zia II)	Media Open first 30 minutes Interviews after practice (Players & Coaches) LoboTalk 7-9 p.m. - Chama River	Media Open first 30 minutes No Media Availability Except Coaches	Media No Media Availability	Media Coach Davie and Select Players after game	Media None

NEW MEXICO MEDIA POLICIES & PROCEDURES

Bob Davie Interview Opportunities

Coach Davie has several media availability times during the week. He is available after practices on Monday, Wednesday and Thursday. He also meets with the local media on Tuesday at noon as part of UNM's weekly fall sports media luncheon (other fall sport coaches meet with the media at 11:30 a.m. prior to Davie speaking). For weeks that have a Friday game, the entire week is pushed backwards one day.

New Mexico Media Luncheon

The New Mexico Media Luncheons are Tuesdays from 11:45 a.m. to 12:45 p.m. Coach Davie is available at 12:15. Audio and video clips from Davie are available at www.golobos.com. The press conferences are also streamed on GoLobos.com by LoboTV. Please note that the Mountain West no longer will conduct a football coaches teleconference. The luncheon is on the Zia II level of the West Pressbox.

New Mexico Player Interview Opportunities

All player interviews must be arranged through the UNM athletics communications office. The main time for interviews is after practice. Wednesday is the last day for player interviews, and Tuesday is the last day for quarterback interviews. For lengthier interviews, please call the communications office to arrange, which we are happy to do, working around class schedules. These will normally take place in the communications suite in the Maloof Center.

Postgame: The UNM locker room is closed. Requested players will be brought to an area to be determined after home games and outside the locker room for road games.

Wireless in the Press Box

The press box at University Stadium is fully equipped for wireless connections. Access is free, but those wanting access need their own internal or external wireless cards. Phone lines are available.

www.collegepressbox.com

CollegePressBox.com gives the media one-stop access to updated contact information, media guides, game books, photos, quotes, links and more for each of the league's schools and the Mountain West office. Log-in information will be provided by the MW office to accredited media, or you can apply for a password by sending an e-mail to password@collegepressbox.com.

Ticket Information

- online at unmtickets.com
- by calling 925-5858 or toll-free at 800-955-HOWL.
- Albertson's stores in Albuquerque, Rio Rancho, Los Lunas and Santa Fe
- Lobo Ticket Office inside the Pit at the NW corner of University & Cesar Chavez boulevards from 8:30-5 Monday-Friday
- UNM Bookstore (Bookstore Ticket Office is closed on Mondays) For more information call the New Mexico Athletics Ticket Office at (505) 925-5626 or 1-800-955-HOWL (4695). Call (505) 925-5500 for group tickets and ask to speak to a customer service representative.

On Game Day, the northeast box office at University Stadium opens four hours prior to kickoff, and the Lobo Ticket Office at the Pit opens three hours before game time. The northwest University Stadium box office opens 90 minutes before kickoff.

Lobo Talk & The Lobo Coaches Show

Host Robert Portnoy and coach Bob Davie discuss UNM football at Lobo Talk Wednesdays. The show airs from 7-9 p.m. at Chama River Brewing Co. Fans can call 866-350-4309 to ask coach Davie a question. The Lobo Coaches Show will be on ROOT Sports starting the second week of the season.

Game Credentials

Regular UNM media will receive game credentials prior to the start of the season. For media members with season credentials, that pass also serves as a parking pass for the Baseball East or Baseball South lot across from the stadium.

Visiting team media should request single-game credentials through their team's media relations office. Parking passes for the Baseball East and media lots will be needed.

Media members not associated directly with a team can email requests to fmercog@unm.edu. Please have these Wednesday of game week (Tuesday for Friday night home games).

For media members picking up credentials at will call without parking passes, it is located in the Northeast corner of the stadium by Gate 7 or 8. With parking passes credentials will be located at the University Drive entrance to the Baseball & Pit East lots with the parking attendant. This should allow you to get your credential without having to wait in line or deal with parking on the north side of the stadium.

GAME DAY COACHING LOCATIONS

BOOTH

Bob DeBesse Off. Coord./QBs
 Scott Baumgartner WRs
 Clay Davie TEs
 Barry Sacks DL
 Al Simmons CBs
 LaMar Bratton Grad. Asst. (Offense)
 Ivan Cordova Grad. Asst. (Defense)

SIDELINES

Jason Lenzmeier OL
 Apollo Wright Special Teams/RBs
 Kevin Cosgrove Def. Coord./LBs
 Charles McMillian... Passing Game Coord/S
 Andrew Aho Grad. Asst. (Defense)
 Mitchell Kleinschrodt Grad. Asst. (Offense)

LOBO RADIO NETWORK

Every New Mexico football game is broadcast over the Lobo Radio Network. 770 KKOB-AM in Albuquerque is the flagship. Robert Portnoy is in his third season of play-by-play broadcasting with the University of New Mexico. The Lobo Radio Network:

Albuquerque	KKOB-AM	770 AM
Aztec	KLJH-FM	96.1 FM
Bloomfield	KLJH-2	107.1 FM
Carlsbad	KATK-AM	740 AM
Farmington	KLJH-FM	107.1 FM
Farmington	KLJH-FM	96.1 FM
Farmington	KLJH-1	107.1 FM
Gallup	KYVA-AM	1230 AM
Gallup	KYVA-AM	94.9 FM
Grants	KMIN-AM	980 AM
Hobbs	KWMW-FM	105.1 FM
Las Vegas	KBQL-FM	92.7 FM
Mancos, CO	KLJH-FM	107.9 FM
Pagosa Springs, CO	KLJH-FM	98.3 FM
Santa Fe	KVSF-AM	1400 AM
Ruidoso	KWMW-FM	99.1 FM
Ruidoso	KRUI-AM	1490 AM
Socorro	KYRN-FM	102.1 FM
Window Rock, AZ	KLJH-FM	92.3 FM

Lobo games will be broadcast in Spanish on ESPN Deportes New Mexico on KRZY-AM 1450 and José 105.9 FM, Albuquerque, thanks to an agreement between UNM Athletics and Entrevision NM. Carlos Fourzan will handle the play-by-play duties with Ben Becerra providing analysis.

ROSTER BREAKDOWN

LETTERMEN RETURNING (46)

Offense (22): QB (1) Lamar Jordan*, **RB** (4) David Anaya***, Teriyon Gipson**, Romell Jordan*, Jhurell Pressley***, **WR** (5) Marquis Bundy***, Chris Davis*, Dameon Gamblin**, Ridge Jones**, Carlos Wiggins**, **TE** (4) Chris Edling***, Cole Gautsche (position switch from QB)***, Nick Lehman*, Reece White***, **OL** (8) Garrett Adcock**, Andrew Aqua (SQ in 2014)*, Reno Henderson*, Jack Lamm (RS in 2014)*, Bryan Oldenkamp*, Eden Mahina*, Dillon Romine**, Jack Ziltz (position switch from DL)*;

Defense (21): DL (6) Nik D'Avanzo**, Garrett Hughes*, Chris Lee*, Kene Okonkwo*, Christopher Smalls (SQ in 2014)*, William Udeh**, **LB** (6) Michael Arredondo***, Kimmie Carson*, Dakota Cox**, Ryan Langford*, Geoff Smelser*, Donnie White**, **S** (5) Tayo Adewon*, Ricky Bennett*, Kenneth Maxwell*, John Russo**, Ryan Santos**, **CB** (4) Markel Byrd*, Isaiah Brown**, Donnie Duncan***, Cranston Jones**

Specialists (3): Zack Rogers* (P/K), Steven Romero** (LS), Jason Sanders* (KO)
*denotes letters won

STARTERS RETURNING (17)

Offense (7): OL Garrett Adcock, QB Cole Gautsche, RB Teriyon Gipson, OL Reno Henderson, OL Eden Mahina, RB Jhurell Pressley, TE Reece White

Defense (7): FS Markel Byrd, DE Nik D'Avanzo, LB Kimmie Carson, LB Dakota Cox, CB Cranston Jones, LB Donnie White, DT William Udeh

Specialists (3): P/K Zack Rogers, LS Steven Romero, KO Jason Sanders

STARTERS LOST (8)

Offense (4): OL LaMar Bratton, WR Tyler Duncan, WR Jeric Magnant, OL Jamal Price

Defense (4): DE Brett Bowers, CB SaQwan Edwards, SS David Guthrie, SLB Tevin Newman

Specialists (0): None

The Opening List

So remember that opening list last week? The one about UNM's improving defense? Let's stick with that. Last year the Lobos allowed five or more touchdowns in a game six times in 12 games. New Mexico State, Air Force and Fresno State all scored five touchdowns in a game, and Arizona State, Boise State and Colorado State each scored eight. This season through the first nine games it's happened just once, when Nevada scored five. Twice now, opponents have managed just one touchdown or less (Utah State and Mississippi Valley State)

However, there is a very quantifiable way to measure the improvement, and that's by yards. A year ago in 2014, the Lobos allowed 519 yards per game (a total that was 127th out of 128 teams). This season in 2015, the Lobos are allowing an average of 407.9 yards per game, and that number moved UNM up to 73rd. But that's also a difference of -111.1 yards per game. That difference from a year ago actually ranks the Lobos as the third-most improved defense in the NCAA this season. The top 10 most improved defenses are the subject, once again, of this week's Opening List.

Rk	Team	2014 Avg	2015 Avg.	Difference
1.	North Carolina	497.8	377.4	-120.4
2.	Illinois	456.4	341.9	-114.5
3.	New Mexico	519.0	407.9	-111.1
4.	Air Force	394.7	290.8	-103.9
5.	Kent State	430.3	327.0	-103.3
6.	Southern Miss	451.4	361.7	-89.7
7.	Boston College	324.2	236.5	-87.7
8.	Vanderbilt	399.7	316.1	-86.0
9.	Boise State	528.9	290.1	-85.3
10.	Western Kentucky	511.8	426.5	-83.4

Nothing Helps More Than Scoring Defense

We can delve into this improvement thing a little further. Two years ago, in 2013, the Lobos went 3-9 and allowed 42.8 points per game, which was 513 points per game. That ranked 120th out of 125 teams. New Mexico has basically chopped off two touchdowns and a field goal from that in just two years as UNM is allowing 26.3 points per game, which means UNM has chopped off 16.5 points per game in two years. That improvement from two years ago is the fourth-best nationally.

Rk	Team	2013 points/game	2015 points/game	Difference
1.	Air Force	40.0	18.9	-21.1
2.	Southern Miss	41.9	22.7	-19.2
3.	California	45.9	28.7	-17.2
4.	New Mexico	32.8	26.3	-16.5
5.	Michigan	26.8	11.9	-14.9
6.	Boston College	28.9	14.4	-14.5
7.	Illinois	35.4	21.7	-13.7
8.	San Diego State	31.7	18.7	-13.0
9.	Florida International	37.0	24.3	-12.7
10.	Temple	29.8	18.4	-11.4

Gambo to the Rescue

Dameon Gamblin picked up one catch against Utah State, for three yards. Gamblin now leads the Lobos with 29 receptions. That stat is still a bit amazing since he entered the 2015 season with a grand total of four catches for his career over his first two seasons.

His 29 catches this season easily is the most by a Lobo in the Bob Davie era. The same would go for his 374 yards receiving this year. So, while UNM's bread and butter is running the ball, they sure can throw it to number two. The top five seasons for receptions and yards in the Bob Davie era are the subject of this week's opening list.

Pl.	Player	Season	Receptions	Pl.	Player	Season	Yards
1.	Dameon Gamblin	2015	29	1.	Dameon Gamblin	2015	374
2.	Jeric Magnant	2013	19	2.	Jeric Magnant	2013	294
	Marquis Bundy	2013	19	3.	Tyler Duncan	2014	293
4.	Jeric Magnant	2014	16	4.	Marquis Bundy	2013	261
5.	Teriyon Gipson	2014	15	5.	Ty Kirk	2012	200
	Lamaar Thomas	2012	15				

FLASH 40 BREAKDOWN

UNM's game vs. Arizona State marked the 40th game of the Bob Davie tenure. This chart give a quick look back at his first 40 games, and the previous 40 games for the program. As you can see, his rebuilding job was a little tougher than most.

	First 40	Last 40	Diff.
Won/Loss	3-37	12-28	+9
Scoring Margin	-24.2	-6.4	+17.8
Total Offense	296.1	396.6	+100.5
Scoring Offense	14.4	28.9	+14.5
Scoring Defense	38.7	35.3	-3.4
Turnover Margin	-20	+10	+30
Penalties	264	183	-81
Penalty Yards	2,222	1,635	-587

THE TALE OF THE TAPE

Starters Average Heights and Weights

	UNM	BSU
OL/TE	6-3 1/2, 286.3	6-3 1/6, 286.8
Skill Pos.	5-10 1/2, 192.2	5-10 1/5, 187.6
Defensive Line	6-1 1/3, 280.7	6-2, 280.0
Linebackers	6-1 2/3, 234.2	6-1, 224.7
Defensive Backs	5-10 3/5, 189.2	5-11 3/4, 199.5

Class Breakdown of Starters

	UNM		BSU	
	Off	Def	Off	Def
Seniors	8	2	2	4
Juniors	2	8	5	6
Sophomores	1	1	3	1
Freshmen	1	0	1	0

HONORS

Garrett Adcock - OL

Phil Steele: Preseason Third Team All-Mountain West
College Football Preview: Honorable Mention First Team All-Mountain West
NFL.com: #5 Smartest Player in College Football

Dakota Cox - LB

College Football Preview: Preseason First Team All-Mountain West
Phil Steele: Preseason Second Team All-Mountain West
Athlon: Preseason Second Team All-Mountain West

Nik D'Avanzo - DL

Phil Steele: Preseason Third Team All-Mountain West
College Football Preview: Honorable Mention All-Mountain West

Teriyon Gipson - RB

College Football Preview: Honorable Mention All-Mountain West

Reno Henderson - OL

Phil Steele: Preseason Third Team All-Mountain West
College Football Preview: Honorable Mention All-Mountain West

Cranston Jones - CB

College Football Preview: Honorable Mention All-Mountain West

Ridge Jones - WR/KR

Phil Steele: Preseason Second Team All-Mountain West
Athlon: Preseason Second Team All-Mountain West

Eden Mahina - OL

College Football Preview: Honorable Mention All-Mountain West

Jhurell Pressley - RB

College Football Preview: Honorable Mention All-Mountain West
Phil Steele: Preseason Second Team All-Mountain West
Athlon: Preseason Second Team All-Mountain West
NFL.com: #7 Most Explosive Player

Carlos Wiggins - WR/KR

NFL.com: #11 Best Player 5-8 or Smaller
Preseason All-MW Returner
Mountain West Special Teams Player of the Week, Oct. 19

LOBOS IN THE MW/NEAR

Category	Avg	MW	NCAA
Rushing Offense	235.4	2	13
Passing Offense	129.8	11	T-122
Total Offense	365.2	7	93
Scoring Offense	28.1	6	71
Rushing Defense	194.8	7	96
Pass Defense	213.1	10	53
Total Defense	407.9	8	73
Scoring Defense	26.3	6	62
Net Punting	39.4	4	29
Punt Returns	6.8	8	84
Kickoff Returns	22.3	6	46
Turnover Margin	+0.44	T-4	T-29
Passing Eff.	110.0	10	111
Pass Eff. Defense	141.2	10	96
Time of Possession	29:49	8	71
3rd Down Conversions	36.7	7	93
Opp 3rd Down Conversions	43.0	10	99
Sacks For	24	3	T-28
Sacks Against	8	2	T-7
Penalty Yards Per Game	62.8	8	90
Red Zone Offense	75.0%	10	T-112
Red Zone Defense	71.9%	2	T-10
Rushing-Gipson	73.5	8	--
Passing Yards Per Game-L. Jordan	87.0	8	--
Apodaca	59.0	10	--
Total Offense-L. Jordan	149.5	7	--
Kickoff Returns-Wiggins	29.5	2	6
Punting-Rogers	41.2	8	--
Kick Scoring-Sanders	3.4	10	--
PAT%-Sanders	1.00	T-1	--
Rogers	1.00	T-1	--
Tackles-Cox	7.4	13	--
Sacks-Daniels	0.61	5	--
TFLs-Daniels	1.17	T-6	--
Cox	1.06	T-9	--
Fumble Recoveries-R. White	0.22	T-4	T-17

Over the Hump?

New Mexico's win over Utah State made UNM 5-4. It's the latest that the Lobos have been over .500 in since ending the 2007 season 9-4. It was also the first time in 12 attempts, dating back to October 23, 2008 that UNM was able to win it's fifth game.

New Mexico's three conference wins are the most since 2007 when the program went 5-3 in the league. Since then, UNM has gone 2-6 in 2008, 1-7 in 2009 and 2010, 1-6 in 2011, 1-7 in 2012 and 2013 and 2-6 in 2014.

New Mexico's win over Utah State made UNM 5-4. It's the latest that the Lobos have been over .500 in since ending the 2007 season 9-4.

No Cute Headline for This One....A Simple WHOA Will Suffice.

The Lobos are currently 3-2 in conference play, which is the first time that UNM has been over .500 this late in conference play since 2007, when the Lobos were 5-3 at the end of the season.

In 2008, New Mexico actually started the season 2-2 in Mountain West play, and then most folks know what followed. Four straight losses and overall a 3-37 record over the next 40 games.

So, how much progress have the Lobos made under Bob Davie? There might be no better single stat than this... In New Mexico's last 10 Mountain West games, the team is 5-5. Those five wins equals the total amount of conference wins over the previous 46 conference games (5-41).

Red Zone? More Like The Dead Zone

At least it feels that way for New Mexico's opponents when they enter the Lobo 20-yard line.

On Saturday against Utah State, the Aggies got into the Lobo red zone three times, and came out of that was just a field goal. UNM made a stop on fourth-and-1 and the UNM 2-yard line on the opening possession and then recovered a fumble on a first down play at the Lobo 19-yard line.

For the season, New Mexico has allowed just 23 scores on 32 red zone possessions, an opponent success rate of 71.9%. That mark is tied for the 10th-best mark in the nation currently. In addition, the Lobos have only allowed 14 touchdowns on those 32 red zone possessions, and that percentage of 43.8 is good for 14th nationally.

The Land of En sackment

New Mexico picked up another sack against Utah State, giving UNM 24 on the season. Those 24 sacks through nine games equals the amount of sacks that UNM had last year, and it means one more in any of the final three games would give the Lobos their most sacks since getting 29 in the 2006 season. The Lobos are tied for 27th nationally in sacks, and the 158 yards in sack yardage is 29th-most in the NCAA this season.

Last year, the Lobos were led by Nik D'Avanzo with 4.5 sacks. This year, Maurice Daniels has the team lead in sacks with 5.5, which is the second-most in the last six years, only behind the 6.0 sacks by Brett Bowers in 2013.

As for the tackles for loss. The Lobos added 5.0 to their season total, and now have 70.0 for the season, a total that is good for a tie for 17th nationally, and the 274 yards in losses is good for 21st nationally.

Of course this goes the other way as well. UNM has allowed just eight sacks, and that is tied for 8th nationally, and UNM's 45 negative yardage scrimmage plays are tied for the 21st fewest in the NCAA.

Lobo Punting Still Getting It Done

For most teams, when you line up to punt the football, you are giving up a shot at a first down. But that's most teams. When you are UNM, it's pretty much a shot at a first down, because six times this season in nine games, the Lobos have lined up for a punt and somehow got a first down.

THE TURNOVER TABLE

2014	Takeaways	Pts.	Giveaways	Pts.
UTEP	0	0	3	7
ASU	1	7	3	21
at NMSU	2	0	1	7
FS	2	3	0	0
at UTSA	2	7	0	0
SDSU	4	0	1	0
at AFA	1	7	2	7
at UNLV	3	10	1	0
BSU	0	0	0	0
at USU	1	7	1	0
at CSU	2	7	4	20
WYO	1	7	2	0
Total	19	55	18	62

UNM Turnover Margin: +1

UNM TO Scoring Margin: -7 (UNM 9-19, Opp 9-18)

2015	Takeaways	Pts.	Giveaways	Pts.
MVSU	3	17	0	0
TULSA	1	0	2	10
at ASU	1	3	1	0
at WYO	2	3	0	0
NMSU	3	7	2	6
at UNR	2	10	2	7
HAW	2	7	2	10
at SJSU	0	0	2	7
USU	2	7	1	3
at BSU				
CSU				
AFA				
Total	16	54	12	43

UNM Turnover Margin: +0.44

UNM TO Scoring Margin: +11 (UNM 10-16, Opp 9-12)

STAT OF THE WEEK

+ 1.8

That is New Mexico's scoring differential. UNM hasn't finished a season on the plus side of scoring differential since 2007 when UNM was +5.7 for the year. That also was UNM's last winning season.

PRONUNCIATION GUIDE

Players

- 2 **Dameon** Gamblin..... DAY ME in
- 4 **Romell** Jordan.....rah MEL
- 6 **Jhurrell** Pressley..... ju RELL
- 7 **Teriyon** Gipson..... teh REE ON GIP son
- 8 **Cole Gautsche**..... GOW chee
- 9 **Q' Drennan**.....QUE
- 10 **Austin Apodaca**..... ah pa DAH CAH
- 16 **Jacob Girdle**..... GRR gill
- 17 **Juwan** Lawson..... ja WAHN
- 23 **Tayo Adewon**.....TAY oh ADD ah WAHN
(Full name is **Oluwatayo Oluwadolapo Adewon**.....
.....oh LOU ah TAY oh oh LOY ah DOH la PO)
- 25 **David Anaya**..... ah NYE uh
- 27 **Bijon** Parker..... bee ZHAHN
- 28 **Diqon** Woodhouse..... DIH QWAN
- 32 **Michael Arredondo**..... ah ra DON doh
- 47 **Austin Ocasio**..... oh cah SEE yo
- 51 **Eden Mahina**.....EE din mah HEE na
- 59 **Toye Adewon**.....TOY YEA ADD ah WAHN
- 86 **David Georges**.....JORE JIS
- 87 **Anu Somoye**..... ah NEW sa MOY yea
(full name is **Anuoluwapo**..... ah NEW ah LEW ah PO)
- 91 **Nic D'Avanzo**..... DEE ah VAAN zo
- 94 **Sam Gentry**.....jen TREE
- 98 **Kene Okonkwo**..... Kenny OH CONK whoa

Coaches & Staff

- Bob DeBesse**..... dih BESS
- Kevin Cosgrove**.....CAHZ GROVE
- Scott Baumgartner**..... baum GART ner
- Mitchell Kleinschrodt**.....KLINE schrot
- Jason Lenzeimer**..... LENS MY er
- Frank Mercogliano**.....mer cog LEE AH no

LOBO CAPTAINS

For the 2015 season, the Lobos will once again have three captains. This year its senior tight end Reece White, junior line-backer Dakota Cox and sophomore quarterback Lamar Jordan. It's the second straight year that UNM has had a sophomore team captain, and UNM is one of nine FBS programs with a permanent sophomore captain (Colorado doesn't count for this as they rotate game captains). Here are the nine schools with a sophomore captain.

2015 Sophomore Captains (FBS)

- J.T. Barrett, QB, Ohio State
- Ja'Whaun Bentley, LB, Purdue
- Austin Corbett, OL, Nevada
- Zaire Franklin, LB, Syracuse
- Myles Garrett, DL, Texas A&M
- Lamar Jordan, QB, New Mexico
- Brad Kaaya, QB, Miami (Fla.)
- Matt Linehan, QB, Idaho
- DeAndre Scott, DB, Arizona State
- Colorado (leadership council, 2 sophomores, rotating game captains)

Four times Zack Rogers has punted and the punt was subsequently fumbled, and UNM has also gotten two first downs off fake punts. Amazingly enough the fake punts were in the same game. Rogers rushed for eight yards on fourth-and-five inside UNM territory against Tulsa, and then in the fourth quarter of that game he got two yards inside UNM territory on fourth-and-one.

Add to that Rogers is 11-for-11 on extra points and 1-for-2 on field goals, with one of his extra points coming with the game tied 27-27 with 55 seconds left against Hawai'i for the winning points.

Lobo opponents are now averaging just 3.5 punt return yards per kick as the Lobos have allowed just 52 yards total all season.

A Long, Long Time Ago, He was a Safety. Maybe He Misses it Just a Little Bit

When you log into the NCAA website (www.ncaa.org), you can click on Division I and then hit the statistics button, and look at all of the football stats nationally. It's very productive use of your time, trust us. When you go there and look at the number of players who have recovered at least two of their opponents fumbles, one name really sticks out.

Reece White.

Of the 96 players in the FBS with two fumble recoveries, Reece White is the only tight end in the nation, and one of only two offensive players to have recovered two of their opponents fumbles, the other being Riley Bullough of Michigan State. White's two fumble recoveries have come on fumbled punts, and in successive games for UNM.

He's Finger Kickin' Good

Jason Sanders continues to be a standout and a weapon on kickoffs for the Lobos. He has hit 33 touchbacks on 47 kickoffs, a mark of 70.2 percent. That 70.2 mark is seventh nationally in touchback percentage. His 33 touchbacks rank 16th nationally.

Fourth Down Mentality

Many teams don't like to go for it on fourth down. Never put the Lobos in that category. New Mexico is averaging almost two fourth-down attempts per game, and UNM is 11-for-15 (the only four misses were a dive play on 4th-and-4 in the red zone when up 66-0 on Mississippi Valley State, a failed 4th-and-1 in which UNM fumbled the ball unforced in the backfield and then a failed fourth-and-one in which UNM actually converted but on replay it was shown that Lamar Jordan's knee was on the ground when he took the snap and a faked punt)

UNM's 73.3 mark on fourth down is 11th nationally, but among teams that have attempted at least one per game, it's actually seventh.

The Lobos' 11 successful fourth down conversions tied for the 18th-most in the NCAA this season.

Breaking Up is Hard to Do...Wait...It's Actually Not

Neil Sadaka had a number one single back in 1962 (University Stadium was two years old by the way) with the song "Breaking Up Is Hard to Do". That song, which was once referred to as "two minutes and sixteen seconds of pure pop magic" by Allmusic was not about pass break ups in college football, because the Lobo defense is showing that while that might be hard to do, we sure can do it.

UNM has 19 pass breakups this season, but they have been recored by 12 different players. That total is actually tied for 27th nationally as far as the most players on a team with a pass breakup.

LAST TIME VS. BOISE STATE

Score by Quarters	1	2	3	4	Total
Boise State	14	21	6	19	60
New Mexico	28	14	7	0	49

Qtr Time Scoring play

- 1st 14:49 NM - PRESSLEY, Jhurrell 75 yd run (ROGERS, Zack kick), 1-75 0:11
- 14:37 BSU - AJAYI, Jay 75 yd pass from HEDRICK, Grant (GOODALE, Dan kick), 1-75 0:12
- 09:07 NM - PRESSLEY, Jhurrell 2 yd run (ROGERS, Zack kick), 3-60 1:02
- 05:03 BSU - HEDRICK, Grant 13 yd run (GOODALE, Dan kick), 11-75 3:56
- 04:52 NM - JONES, Ridge 100 yd kickoff return (ROGERS, Zack kick)
- 01:53 NM - GIPSON, Teriyon 1 yd run (ROGERS, Zack kick), 3-62 0:55
- 2nd 08:54 BSU - AJAYI, Jay 4 yd run (GOODALE, Dan kick), 6-69 2:33
- 06:36 NM - GIPSON, Teriyon 49 yd run (ROGERS, Zack kick), 5-73 2:13
- 02:47 BSU - HEDRICK, Grant 35 yd run (GOODALE, Dan kick), 9-75 3:41
- 02:35 NM - JONES, Ridge 75 yd run (ROGERS, Zack kick), 1-75 0:12
- 00:30 BSU - WILLIAMS-RHODES 8 yd pass from HEDRICK, Grant (GOODALE, Dan kick), 9-75 2:05
- 3rd 10:13 BSU - GOODALE, Dan 30 yd field goal, 4-3 1:22
- 06:42 NM - GIPSON, Teriyon 1 yd run (ROGERS, Zack kick), 8-75 3:31
- 02:22 BSU - GOODALE, Dan 25 yd field goal, 10-67 4:19
- 4th 11:13 BSU - WILLIAMS-RHODES 18 yd pass from HEDRICK, Grant (HEDRICK, Grant rush failed), 4-68 1:08
- 07:00 BSU - ANDERSON, Chaz 36 yd pass from HEDRICK, Grant (AJAYI, Jay rush failed), 5-52 1:35
- 00:38 BSU - AJAYI, Jay 14 yd run (GOODALE, Dan kick), 6-69 3:31

	BSU	NM
FIRST DOWNS	34	18
RUSHES-YARDS (NET)	48-291	49-505
PASSING YDS (NET)	367	122
Passes Att-Comp-Int	32-21-0	16-0-0
TOTAL OFFENSE PLAYS-YARDS	80-658	65-627
Fumble Returns-Yards	0-0	0-0
Punt Returns-Yards	1-37	2-23
Kickoff Returns-Yards	3-67	2-127
Interception Returns-Yards	0-0	0-0
Punts (Number-Avg)	3-52.7	3-26.7
Fumbles-Lost	1-0	1-0
Penalties-Yards	3-24	5-50
Possession Time	31:09	28:51
Third-Down Conversions	3 of 10	5 of 13
Fourth-Down Conversions	2 of 3	2 of 4
Red-Zone Scores-Chances	7-7	3-3
Sacks By: Number-Yards	0-0	1-9

RUSHING: Boise State-AJAYI, Jay 31-161; HEDRICK, Grant 15-131; McNICHOLS, J. 1-5; WILLIAMS-RHODES 1-minus 6. New Mexico-GIPSON, Teriyon 24-205; PRESSLEY, Jhurrell 7-154; JONES, Ridge 1-75; JORDAN, Lamar 12-53; JORDAN, Romell 3-14; ANAYA, David 2-4.

PASSING: Boise State-HEDRICK, Grant 21-32-0-367. New Mexico-JORDAN, Lamar 9-16-0-122.

RECEIVING: Boise State-SPERBECK, T. 9-164; WILLIAMS-RHODES 5-53; ANDERSON, Chaz 3-53; AJAYI, Jay 1-75; WARE, Troy 1-14; ROH, Jake 1-8; BURROUGHS, D. 1-0. New Mexico-WHITE, Reece 3-47; DUNCAN, Tyler 1-27; GAMBLIN, Dameon 1-25; MAGWANT, Jeric 1-16; ANAYA, David 1-9; JONES, Ridge 1-0; GIPSON, Teriyon 1-minus 2.

INTERCEPTIONS: Boise State-None. New Mexico-None.

FUMBLES: Boise State-HEDRICK, Grant 1-0. New Mexico-JORDAN, Lamar 1-0.

Boise State (7-2,4-1) vs. New Mexico (3-6,1-4)
Date: Nov 08, 2014 • Site: Albuquerque, N.M. • Stadium: University Stadium
Attendance: 21089

Kickoff time: 5:04 pm • End of Game: 8:40 • Total elapsed time: 3:36
Officials: Referee: Jim Farmer; Umpire: T Apollo Martin; Linesman: Anthony Warner;
Line Judge: John Kilmer; Back Judge: David Baldwin; Field Judge: Charlie Hund;
Side Judge: Lo Van Pham; Center Judge: (R) Tom Robinson;
Temperature: 59 • Wind: Slight • Weather: Sunny

UNM VS. BOISE STATE STAT COMPARISON

UNM (9 gms)	Category	BSU (9 gms)
28.1	Points Per Game For	39.9
26.3	Points Per Game Against	18.3
162	First Downs	223
424	Rushing Attempts	390
2119	Rushing Yards	1635
5.0	Average Per Rush	4.2
235.4	Average Per Game	181.7
25	Rushing TDs	26
91-178-6	Passing (Comp-Att-Int)	216-328-8
51.7%	Completion Pct.	65.9%
1168	Passing Yards	2715
129.8	Average Per Game	301.7
6	TD Passes	16
3287	Total Offense	4350
5.5	Avg. Per Play	6.1
365.2	Avg Per Game	483.3
13-6	Fumbles-Lost	15-8
+0.44	Turnover margin/game	+0.44
51-39.4	Punts-Net Avg	41-35.5
47/128 (37%)	Third Down Conversion	56/138 (41%)
11/15 (73%)	Fourth Down Conversion	10/15 (67%)
29:58	Average time of possession	31:08
24-158	Sacks-Yards	21-134

NATIONAL POLLS

**ASSOCIATED PRESS POLL
(11/8/2015)**

Pl.	Team (First-place votes)	Record	Pts	+/-
1	Clemson (31)	9-0	1489	+2
2	Ohio State (26)	9-0	1460	-1
3	Alabama (2)	8-1	1376	+4
4	Baylor (2)	8-0	1351	-2
5	Oklahoma State	9-0	1256	+7
6	Notre Dame	8-1	1219	+2
7	Stanford	8-1	1144	+2
8	Iowa	9-0	1091	+2
9	LSU	7-1	1050	-5
10	Utah	8-1	900	+3
11	Florida	8-1	887	—
12	Oklahoma	8-1	858	+2
13	TCU	8-1	841	-8
14	Michigan State	8-1	807	-8
15	Michigan	7-2	684	+1
16	Houston	9-0	561	+2
17	North Carolina	8-1	506	+4
18	UCLA	7-2	403	+4
19	Florida State	7-2	379	-2
20	Mississippi State	7-2	357	+4
21	Temple	8-1	310	+2
22	Navy	7-1	218	—
23	Wisconsin	8-2	183	—
24	Northwestern	7-2	177	—
25	Memphis	8-1	137	-10

Dropped from rankings: Ole Miss 19, Toledo 20, Texas A&M 25
Others receiving votes: USC 104, BYU 35, Ole Miss 22, Texas A&M 6, **Boise State 6**, Toledo 4, Washington State 2, Western Kentucky 2.

**AMWAY/USA TODAY POLL
(11/8/2015)**

Pl.	Team (First-place votes)	Record	Pts	LW
1	Ohio State (34)	9-0	1526	—
2	Clemson (21)	9-0	1511	+3
3	Baylor (5)	8-0	1439	-1
4	Alabama (3)	8-1	1410	+3
5	Oklahoma State	9-0	1267	+5
6	Notre Dame	8-1	1234	+3
7	Stanford	8-1	1197	+1
8	Iowa	9-0	1119	+3
9	LSU	7-1	1023	-5
10	Florida	8-1	949	+2
11	Oklahoma	8-1	936	+2
12	TCU	8-1	898	-9
13	Utah	8-1	862	+1
14	Michigan State	8-1	849	-8
15	Michigan	7-2	683	+2
16	Houston	9-0	577	+2
17	North Carolina	8-1	524	+4
18	UCLA	7-2	413	+4
	Florida State	7-2	413	-3
20	Mississippi State	7-2	356	+5
21	Temple	8-1	323	+2
22	Wisconsin	8-2	227	—
23	Navy	7-1	212	—
24	Northwestern	7-2	166	—
25	Memphis	8-1	147	-9

Dropped from rankings: Ole Miss 19, Toledo 20, Texas A&M 24
Others receiving votes: USC 57, BYU 40, Ole Miss 27, Oregon 25, Washington State 20, Texas A&M 10, **Boise State 9**, Toledo 8, Western Kentucky 7, Georgia 5, Arkansas 2, Appalachian State 2, Bowling Green 1, Pittsburgh 1

Below is the complete list of all FBS teams with at least 12 players breaking up one pass.

No.	Team Total	PBU
19	Mississippi State	40
18	Marshall	64
18	Boise State	46
17	Ole Miss	48
17	Colorado	45
16	Middle Tennessee	44
16	Wisconsin	40
16	Minnesota	35
16	Penn State	32
16	Utah	32
15	Southern Miss	38
15	Tulsa	38
15	San Diego State	37
15	Western Kentucky	36
15	Maryland	35
15	Bowling Green	32
15	Navy	29
14	Houston	46
14	UNLV	37
14	Florida Atlantic	35
14	Arizona	31
14	UCF	31
14	Ball State	30
14	LSU	29
14	South Carolina	24
14	ULM	24
14	Boston College	23
14	New Mexico	22

We Would Have Picked Him

No disrespect to Mountain West Special Teams Player of the Week Brent Zuzo of Nevada, but it's hard to top the game on special teams that David Anaya had for New Mexico, especially since the Lobos probably lose to Utah State without him.

Anaya made two game-changing plays. In the third quarter after the Lobos opening drive stalled, Zack Rogers banger a punt that was fielded at the Utah State 10. Anaya raced down field and popped the returner, forcing a fumble that UNM recovered at the 3-yard line. The Lobos scored on the next play for what proved to be the winning points.

Then, after Utah State cut the lead in the fourth quarter to 14-13, Anaya was able to somehow recover a Carlos Wiggins fumble at the UNM 25-yard line, preventing the Aggies from setting up shop deep in UNM's end with a chance to take the lead.

It was an amazing turn of events for Anaya, who is normally a running back and had no yards rushing, no yards receiving, and an incompleton on a gadget play.

So About Throwing the Ball All Over...

The Lobos were just 4-for-12 throwing, but the 4 isn't the important number...it's the 12, because it's less than 20. That 20 number is a bad sign at times for UNM when it comes to passing attempts.

The Lobos have attempted 20 passes in a game under Bob Davie 10 times, and UNM is just 1-9 in those games. This season New Mexico is 4-0 when attempting under 20 passes, and 1-4 when throwing 20 or more.

Here are those 10 games under Bob Davie, half of which have come this season.

Date	Opponent	Passes	Score
11/24/12	Colorado State	21	L 20-24
10/12/13	at Wyoming	24	L 31-38
10/19/13	Utah State	20	L 10-45
11/2/13	at San Diego State	20	L 30-35
10/10/14	San Diego State	24	L 24-35
9/12/15	Tulsa	21	L 21-40
9/18/15	at Arizona State	29	L 10-34
10/10/15	at Nevada	24	L 17-35
10/17/15	Hawai'i	26	W 28-27
10/24/15	at San Jose State	20	L 21-31

SPECIAL TEAMS TACKLES (2015)

Player	Total	KO	Punt
John Russo	4	2	2
David Anaya	3	2	1
Michael Walsh	3	1	2
Romell Jordan	2	2	0
Jhurell Pressley	2	0	2
Daniel Henry	1	1	0
Reece White	1	0	1
Jason Sanders	1	1	0
Maurice Daniels	1	1	0
Alex Hart	1	1	0
Diquon Woodhouse	1	1	0
Jake Rothschilder	1	0	1
Ricky Bennett	1	0	1
Travis Green	1	1	0
Nik D'Avanzo	1	0	1
Bijon Parker	1	0	1
Steven Romero	1	0	1
Tayo Adewon	1	1	0
Michael Arrendondo	1	1	0
Donnie Duncan	1	1	0
Totals	29	16	13

FLASH STAT

109

Number of points put up in last year's game between New Mexico and Boise State with the Broncos winning 60-49. It was the third highest combined score in Lobo history.

STAT OF THE WEEK

-1.4

That the difference in yards per carry allowed this season for New Mexico's defense (4.4 YPC) as opposed to 2014 (5.8 YPC). The -1.4 difference is the fourth-best in the nation this season, behind only Georgia State, Kent State and Troy.

CAREER STARTS

OFFENSE

QB's	'11	'12	'13	'14	'15	Total
13 L. Jordan	4	8	12	12	12	52
10 Apodaca	1	1	1	1	1	5
RBS	'11	'12	'13	'14	'15	Total
7 Gipson	3	9	6	18	18	54
6 Pressley	3	0	5	6	14	38
25 Anaya	2	0	3	1	6	12
4 R. Jordan	1	0	1	1	1	4
3 McQuarley	1	1	1	1	1	5
TEs	'11	'12	'13	'14	'15	Total
80 R. White	0	3	11	8	22	44
8 Gautsche	4	5	6	0	15	30
48 Edling	0	3	0	3	3	9
88 Lehman	1	0	1	0	1	3
WRs	'11	'12	'13	'14	'15	Total
81 Bundy	1	12	0	8	21	42
24 Wiggins	0	6	1	6	13	26
2 Gamblin	4	1	5	10	10	30
82 Hart-Johnson	3	3	3	3	3	15
5 Reed	1	1	1	1	1	5
11 R. Jones	0	1	0	0	1	2
OL	'11	'12	'13	'14	'15	Total
75 Henderson	12	9	21	21	21	84
51 Mahina	12	9	21	21	21	84
62 Adcock	8	10	1	19	19	57
55 Jenkins	0	9	9	9	9	36
79 Oldenkamp	0	0	8	8	8	24
76 Romine	0	0	6	6	6	18
50 Lewis	1	1	1	1	1	5
66 Fonua	1	1	1	1	1	5
DEFENSE	'11	'12	'13	'14	'15	Total
91 D'Avanzo	1	10	7	18	18	54
92 Udeh	0	6	8	14	14	42
95 Hughes	1	7	8	8	8	32
55 Timmons	2	2	2	2	2	10
53 Baker	1	1	1	1	1	5
59 Lee	0	1	1	1	1	4
98 Okonkwo	0	1	1	1	1	4
LBS	'11	'12	'13	'14	'15	Total
49 Cox	9	9	9	27	27	81
2 Carson	9	9	9	18	18	54
54 D. White	0	8	9	17	17	51
20 Langford	6	0	6	6	6	24
DBs	'11	'12	'13	'14	'15	Total
3 C. Jones	4	12	8	9	33	66
12 Santos	1	1	9	11	11	33
22 Byrd	8	8	2	10	10	38
14 Henry	0	8	8	8	8	32
5 Crosby	8	8	8	8	8	32
4 Brown	0	3	2	5	5	15
19 Martin	3	3	3	3	3	12
21 D. Duncan	*1	0	0	2	3	6
28 Rothschilder	1	1	1	1	1	5

LOBOS IN THE PROS

Byron Bell Tennessee Titans Offensive Tackle
Bell was an undrafted free agent and is his fifth season in the NFL and first with Tennessee after four with the Panthers. He has started 58 games in his NFL career, playing in 64 of 66 games.

Glover Quin Detroit Lions Safety
Quin is in his sixth season in the NFL, and second with Detroit. Glover was a 4th round draft choice, and the 112th overall pick by the Houston Texans in 2009. He has played in 100 out of a possible 101 games in his career with 476 total tackles, 3.0 sacks, four forced fumbled, four fumble recoveries, 17 interceptions and 70 passes defensed.

SaQwan Edwards Oakland Raiders Cornerback
Edwards is in his first season with the Raiders after signing a free agent contact with Oakland. He made the original 53-man roster but was released and then immediately signed to the practice squad.

Dillon Farrell Carolina Panthers Offensive Tackle
Farrell is in his second season in the NFL as an undrafted free agent. He spent 2014 with San Francisco, playing in eight games. He was signed to Carolina's practice squad after week two.

Make It 18 of 20

New Mexico picked up two takeaways and won the turnover battle 2-1 against Utah State. It marked the 18th time in the last 20 games that UNM recorded a takeaway. The only games in the stretch in which UNM didn't get a takeaway was against Boise State, last year, a game which saw no turnovers, and San Jose State this year.

The Lobos are +0.44 for the season on takeaways (16 taken, 12 given) and UNM is tied for 29th in that category. In UNM's five wins, the Lobos are +7 in the turnover battle, and UNM is -3 in its four losses.

Amazing What Happens in Year Four

While several players have made their Lobo debuts this season, most haven't been freshmen. So far this season UNM has used just nine freshmen; Aaron Jenkins, Steven Galvan, Tyrone Owens, Bijon Parker, Matt Quarells, Patrick Reed, Jake Rothschilder and Diquon Woodhouse and Alex Hart. Fifteen other players have made their Lobo debuts this year as well with Austin Apodaca, Daryl Chestnut, Lee Crosby, Maurice Daniels, Tevita Fonua, Sam Gentry, Travis Green, Delane Hart-Johnson, Caleb Kimbro, Chris Lewis, Nias Martin, Richard McQuarley and Taylor Timmons. Overall, 22 of UNM's 76 players that have played this season have made their debuts, which is 28.9% Last year that number was 33 of 78, or 42.9%.

They Say It's the Luck of the Bounce...I Don't Think So

New Mexico leads the nation in one very interesting category. This season, the Lobos have recovered nine of its opponents 11 fumbles. That is a 81.2% clip, and that percentage actually leads the nation. Behind New Mexico in second place is North Texas and Bowling Green, who have recovered eight of their opponents 10 fumbles each.

Overall, recovering nine fumbles is tied for 12th nationally. Navy leads the country with 12 fumble recoveries.

Oh Hey, Another Big Run for UNM

For only the second time all season, New Mexico didn't pick up at least one 30-yard run, as Teriyon Gipson had the longest run of the day, for 17 yards. In the other game that UNM didn't have a 30 yard run, it had a 28-yard carry.

Here is where UNM ranks this season in long runs

Runs of 20 yards or more	21	13th
Runs of 30 yards or more	13	T-5th
Runs of 40 yards or more	7	T-8th
Runs of 50 yards or more	5	T-8th
Runs of 60 yards or more	4	T-3rd
Runs of 70 yards or more	2	T-6th

New Mexico did however have an 86-yard touchdown pass, meaning UNM has had at least one play of 60 or more yards in every game this season and in 12 straight games dating back to last Nov. 1 against UNLV, when the Lobos didn't have a play longer than 43 yards.

And He Was Only Number Five By The Way

Due to redshirting and things like that, there are many cases of graduates playing football and working on a Master's degree. Almost always, those are players in their senior year, or they are graduate transfers, in the case of UNM's Travis Green, who graduated from Kansas State and is now with UNM.

The harder trick is to graduate with two years of eligibility, but that's exactly what UNM offensive lineman Garrett Adcock has done. Adcock was named by NFL.com as the fifth-smartest football player in the FBS. He earned his degree in biology in three years, and despite his eventual goal of being a surgeon, Adcock was accepted into UNM's law school. He is one of nine FBS players in 2015 that will be juniors in eligibility but holding a Bachelor's degree. Here is the complete list of those nine.

- Auburn-Alex Kozan, OL, Finance
- Auburn-Shon Coleman, OL, Public Administration
- New Mexico-Garrett Adcock, OL, Biology
- Old Dominion-Tyler Compton, OL, Mathematics
- Old Dominion-Colin McElroy, QB, Economics
- Pittsburgh-Nate Peterman, QB, Communications
- Purdue-J.J. Prince, OL, Economics
- Virginia-Connor Brewer, QB, Communications
- Virginia-Albert Reid, TB, Criminology/Criminal Justice

Adcock is the only one of those nine in law school. To make the story even better (and slightly more unbelievable), Adcock has spent part of his summers with his family in Africa building hospitals and schools.

Bob, Rock....Rock, Bob.

Rocky Long is the all-time winningest coach in UNM history with 65 wins, going 65-69 in his 11 years. After the seventh game of his fourth season, Long had amassed a total of 15 wins. Bob Davie has been the head coach at UNM since 2012. After the seventh game of his fourth season, Davie has amassed a total of ... 15 wins. Davie, New Mexico's 31st head coach now has 16 wins and sits tied for 11th in career wins at UNM. He is tied with Gwinn Henry (1936-38) with 16 wins. His next win will tie him for 10th place on the list with Joe Lee Dunn, who coaches from 1983-86 and went 17-30 for the Lobos.

STAT OF THE WEEK

27

The number of players that recorded some sort of defensive stat, such as a tackle, a pass break-up, or a fumble recovery, against Utah State.

RECORDS WATCH

CAREER RUSHING YARDS

	Yds.	Player	Years
1.	4,973	DonTrell Moore	2002-05
2.	3,862	Mike Williams	1975-78
3.	3,564	Rodney Ferguson	2004-08
4.	3,332	Winslow Oliver	1992-95
5.	3,233	Kasey Carrier	2009-13
6.	2,935	Fred Henry	1970-72
7.	2,520	Willie Turrall	1982-85
8.	2,364	Mike Carter	1978-82
9.	2,287	Jhurell Pressley	2012-pres.
10.	2,131	Lennox Gordon	1995-98
11.	2,090	Jarrold Baxter	1998-01
12.	2,071	Rocky Long	1969-71
13.	2,030	Jimmy Sayers	1977-80
14.	2,001	Don Perkins	1957-59
15.	1,971	Dave Bookert	1967-69
16.	1,937	Bobby Santiago	1960-62
17.	1,860	Cole Gautsche	2012-pres.
18.	1,840	Rich Diller	1971-73
19.	1,833	Holmon Wiggins	1998-01
20.	1,667	David Osborn	1979-82
21.	1,663	Michael Johnson	1980-83
22.	1,617	Teriyon Gipson	2013-pres.
23.	1,603	Crusoe Gongbay	2011-14
24.	1,531	Sam Scarber	1968-70
25.	1,471	Rudy Krall	1946-48
26.	1,466	Nate McCall	1970-71

LOBO WALK-ONS

Here are the Lobo Walk-ons by position that are on the active roster:

QB (1)	Derek Martinez, Albuquerque, N.M. (Cibola HS)
RB (2)	Wendell Carter, Winslow, Ariz. (Winslow HS) Javohn Jones, Albuquerque, N.M. (La Cueva HS)
WR (4)	Marcus Lopez, Santa Rosa, N.M. (Santa Rosa HS) Thomas Viera, Albuquerque, N.M. (La Cueva HS) James McNeely, Albuquerque, N.M. (Valley HS) Jacob Willcox, Grants, N.M. (Grants HS)
TE (2)	David Georges, Albuquerque, N.M. (Valley HS) Aaron Overacker, Albuquerque, N.M. (La Cueva HS)
OL (2)	Jack Lamm, Albuquerque, N.M. (Sandia HS) Luis Torres, Rio Rancho, N.M. (Rio Rancho HS)
P (1)	Sam Gentry, Albuquerque, N.M. (Eldorado HS)
DB (4)	Tayo Adewon, Frisco, Texas (Trinity Valley CC/Liberty HS) Jake Rothschilder, Westlake Village, Calif. (Westlake HS) Kenneth Maxwell, Center Hill, Fla. (Prairie View A&M/South Sumter HS) Derek Salas, Silver City, N.M. (Silver HS)
LB (4)	Kenya Donaldson, Collierville, Tenn. (Collierville HS) Geoff Smelser, Las Cruces, N.M. (Oñate HS) Elliot Hersman, Los Alamos, N.M. (Los Alamos HS) Micah McVaney, Westlake Valley, Calif. (Westlake HS)
DL (1)	Christopher Smalls, Barstow, Calif. (Oklahoma Panhandle St./Barstow HS)

DonTrell is Safe....the Others Not So Much

While no one is catching DonTrell Moore, Jhurell Pressley could get all the way to number two on the career rushing touchdowns list as he is just five away from second place. Teriyon Gipson is now getting within range of the top 10 as well, as he is two away from officially being at least tied for 10th. Here is the top nine in rushing touchdowns in UNM history and where Gipson is sitting as well.

CAREER RUSHING TOUCHDOWNS

	TDs	Player	Years
1.	51	DonTrell Moore	2002-04
2.	34	Rodney Ferguson	2004-08
3.	31	Stoney Case	1991-94
4.	29	Jhurell Pressley	2012-pres.
	29	Willie Turrall	1982-85
6.	27	Mike Williams	1975-78
7.	26	Kasey Carrier	2009-13
8.	23	Fred Henry	1970-72
9.	21	Rocky Long	1969-71
---	18	Teriyon Gipson	2013-pres.

The Man of Steel Hits the Top Ten

Jhurell Pressley started the season at No. 19 with 1,818 yards, needing just 272 yards to catapult himself into 10th place all-time. He picked up 20 yards on Saturday, keeping him ninth on the career list. Pressley now has 2,287 yards and he is one of 15 Lobos with 2,000 career rushing yards. Here is what is currently ahead of him on the list:

7.	2,520	Willie Turrall	1982-85
8.	2,364	Mike Carter	1978-82
9.	2,287	Jhurell Pressley	2012-pres.
10.	2,131	Lennox Gordon	1995-98

The Man of Steel is a fitting nickname for Jhurell. When Jhurell's mom was in the hospital getting ready to give birth, she hadn't decided on a name. The old television series Superman came on (the George Reeves version) and the epiphany hit. Jor El is the name of Superman's father, and Kal El is the birth name of Superman. A few hours later, the world welcomed Jhurell Kyle Pressley into the world, and he has been Super on the football field.

Welcome Back

Dakota Cox, who led the Lobos in tackles in each of the past two seasons, is back after tearing his ACL against Boise State on Nov. 8, 2014. His 12.9 tackles per game led the nation and was just a shade better than Texas State's David Mayo, who averaged 12.83 per game. His 12.4 tackles in conference games ranked fifth nationally, and his 13.5 in non-conference games is second nationally. Last year Cox finished sixth nationally with 77 assisted tackles, and tied for 37th overall with 116 total tackles.

Cox has 281 tackles in his career. He is just nine away from moving into the top 20 at UNM, as Dallas Bollema, Cox's former teammate, is sitting in 20th with 290 tackles. Here are the top 20 tackles for a career at UNM.

CAREER TACKLES

	No.	Player	Years
1.	483	Johnny Jackson (LB)	1981-84
2.	474	Blake Irwin (LB)	1994-97
3.	454	Carmen Messina (LB)	2008-11
4.	442	Brian Urlacher (LB/FS)	1996-99
5.	406	Robin Cole (DE)	1973-76
6.	394	Dave Thompson (LB)	1974-76
7.	389	Jimmie Carter (DE)	1980-83
8.	371	Houston Ross (LB)	1969-71
9.	362	Mike Forrest (LB)	1976-79
10.	353	Charlie Baker (DE)	1976-79
11.	342	Daniel Johnson (LB)	1993-96
12.	335	Ray Hornfeck (S)	1981-84
13.	328	Herm Fredenburg (LB)	1969-71
14.	319	Randy Rich (S)	1972-75
15.	317	Nick Speegle (LB)	2001-04
16.	316	Scott McGarrahan (S)	1994-97
	316	Billy Austin (S)	1994-97
18.	302	John Bell (DT)	1987-90
19.	301	Robert Rumbaugh (DT)	1974-76
20.	290	Dallas Bollema (LB)	2010-13
--	281	Dakota Cox (LB)	2012-present

The six tackles lowered his career average per game up to 9.52 per game.

Total Tackles per Game

Pl.	Player, Team	Avg
1	Tyler Matakovich, Temple	10.02
2	Quin Blanding, Virginia	9.67
3	Dakota Cox, New Mexico	9.40
4	Steve Longa, Rutgers	9.34
5	Christian Tago, San Jose St.	9.13

Future Schedules Feature Some Big Names

2016
 Sept. 3 Sam Houston State
 Sept. 10 @New Mexico State
 Sept. 17 @Rutgers
 Oct. 22 Louisiana-Monroe
 MW Home: Boise State, Nevada, San Jose State, Wyoming
 MW Away: Air Force, Colorado State, Hawai'i, Utah State

2017
 Sept. 2 Abilene Christian
 Sept. 9 New Mexico State
 Sept. 23 @Tulsa
 Nov. 11 @Texas A&M

2018
 Sept. 1 Incarnate Word
 Sept. 8 @Wisconsin
 Sept. 15 @New Mexico State
 (one more to schedule)

2019
 Sept. 7 @Louisiana-Monroe
 Sept. 14 @Notre Dame
 Sept. 21 New Mexico State
 (one more to schedule)

2020
 Sept. 19 @ USC
 (@New Mexico State, two more to schedule)

100-YARD RUSHING GAMES UNDER DAVIE

By Date				
Pl.	Total	Player	Opponent	Date
1.	103	Demarcus Rogers	Southern	9/1/2012
2.	129	Kasey Carrier	at New Mexico State	9/22/2012
3.	191	Kasey Carrier	Texas State	10/6/2012
4.	161	Kasey Carrier	at Hawai'i	10/13/2012
5.	104	Cole Gautsche	at Hawai'i	10/13/2012
6.	338	Kasey Carrier	at Air Force	10/20/2012
7.	136	Kasey Carrier	Fresno State	10/27/2012
8.	149	Cole Gautsche	at Wyoming	11/10/2012
9.	109	Kasey Carrier	at Wyoming	11/10/2012
10.	145	Kasey Carrier	Nevada	11/17/2012
11.	118	Cole Gautsche	UTSA	8/31/2013
12.	291	Kasey Carrier	at UTEP	9/7/2013
13.	191	Kasey Carrier	UNLV	9/28/2013
14.	119	Carlos Wiggins	UNLV	9/28/2013
15.	108	Cole Gautsche	UNLV	9/28/2013
16.	127	Cole Gautsche	New Mexico State	10/5/2013
17.	126	Kasey Carrier	New Mexico State	10/5/2013
18.	113	Cole Gautsche	at Wyoming	10/12/2013
19.	104	Kasey Carrier	at Wyoming	10/12/2013
20.	179	Kasey Carrier	Air Force	11/8/2013
21.	140	Cole Gautsche	Air Force	11/8/2013
22.	184	Cole Gautsche	UTEP	8/30/2014
23.	139	Crusoe Gongbay	at New Mexico State	9/20/2014
24.	163	Crusoe Gongbay	Fresno State	9/26/2014
25.	106	Lamar Jordan	at UTSA	10/4/2014
26.	102	Jhurell Pressley	at UTSA	10/4/2014
27.	148	Jhurell Pressley	at Air Force	10/18/2014
28.	138	Jhurell Pressley	at UNLV	11/1/2014
29.	154	Jhurell Pressley	vs. Boise State	11/8/2014
30.	205	Teriyon Gipson	vs. Boise State	11/8/2014
31.	109	Jhurell Pressley	at Colorado State	11/22/2014
32.	101	Jhurell Pressley	Wyoming	11/29/2014
33.	108	Daryl Chestnut	Mississippi Valley St.	9/5/2015
34.	147	Lamar Jordan	at Wyoming	9/26/2015
35.	103	Jhurell Pressley	at Wyoming	9/26/2015
36.	157	Lamar Jordan	New Mexico State	10/3/2015
37.	142	Teriyon Gipson	New Mexico State	10/3/2015

By Yardage				
Pl.	Total	Player	Opponent	Date
1.	338	Kasey Carrier	at Air Force	10/20/2012
2.	291	Kasey Carrier	at UTEP	9/7/2013
3.	205	Teriyon Gipson	vs. Boise State	11/8/2014
4.	191	Kasey Carrier	UNLV	9/28/2013
	191	Kasey Carrier	Texas State	10/6/2012
6.	184	Cole Gautsche	UTEP	8/30/2014
7.	179	Kasey Carrier	Air Force	11/8/2013
8.	163	Crusoe Gongbay	Fresno State	9/26/2014
9.	161	Kasey Carrier	at Hawai'i	10/13/2012
10.	157	Lamar Jordan	New Mexico State	10/3/2015
11.	154	Jhurell Pressley	vs. Boise State	11/8/2014
12.	149	Cole Gautsche	at Wyoming	11/10/2012
13.	148	Jhurell Pressley	at Air Force	10/18/2014
14.	147	Lamar Jordan	at Wyoming	9/26/2015
15.	145	Kasey Carrier	Nevada	11/17/2012
16.	142	Teriyon Gipson	New Mexico State	10/3/2015
17.	140	Cole Gautsche	Air Force	11/8/2013
18.	139	Crusoe Gongbay	at New Mexico State	9/20/2014
19.	138	Jhurell Pressley	at UNLV	11/1/2014
20.	136	Kasey Carrier	Fresno State	10/27/2012
21.	129	Kasey Carrier	at New Mexico State	9/22/2012
22.	127	Cole Gautsche	New Mexico State	10/5/2013
23.	126	Kasey Carrier	New Mexico State	10/5/2013
24.	119	Carlos Wiggins	UNLV	9/28/2013
25.	118	Cole Gautsche	UTSA	8/31/2013
26.	113	Cole Gautsche	at Wyoming	10/12/2013
27.	109	Kasey Carrier	at Wyoming	11/10/2012
	109	Jhurell Pressley	at Colorado State	11/22/2014
29.	108	Daryl Chestnut	Mississippi Valley St.	9/5/2015
	108	Cole Gautsche	UNLV	9/28/2013
31.	106	Lamar Jordan	at UTSA	10/4/2014
32.	104	Cole Gautsche	at Hawai'i	10/13/2012
	104	Kasey Carrier	at Wyoming	10/12/2013
34.	103	Jhurell Pressley	at Wyoming	9/26/2015
	103	Demarcus Rogers	Southern	9/1/2012
36.	102	Jhurell Pressley	at UTSA	10/4/2014
37.	101	Jhurell Pressley	Wyoming	11/29/2014

Still Perfect

Jason Sanders and Zack Rogers has gone a perfect 33-for-33 on extra points so far this season with Sanders hitting the first 22 and Rogers the last 11. Sanders opened his place-kicking career by going 9-for-9 against Mississippi Valley State on extra points. The nine extra points were tied for the second-most in a single game in UNM history, behind Eddie Beach, who went 10-for-10 on extra points in the very first game played inside University Stadium, against the University of Mexico in 1960. Sanders' nine extra points did set a record ... it was the most extra points ever made by a sophomore in the Mountain West.

Six Second Half Comebacks? That'll Work...

In six of UNM's last nine wins, it has had to come from behind at some point in the second half.

Opponent	Last Time Opponent Score	Go-Ahead Score	Time Left
at NMSU	trailed 35-31 with 4:41 in 4th	Reece White 5 pass from Lamar Jordan (Zack Rogers kick)	0:27 in 4th
at UTSA	trailed 9-7 with 9:20 in 3rd	Lamar Jordan 9 run (Zack Rogers kick)	1:57 in 3rd
at UNLV	trailed 28-24 with 8:48 in 4th	Teriyon Gipson 3 run (Zack Rogers kick)	1:22 in 4th
Wyoming	trailed 30-28 with 2:08 in 3rd	Carlos Wiggins 97 kickoff return (Jhurell Pressley run)	1:53 in 3rd
NMSU	trailed 29-14 with 11:40 in 3rd	Teriyon Gipson 36 run (Jason Sanders kick)	10:19 in 4th
HAW	trailed 27-21 with 12:59 in 4th	Dameon Gamblin 28 pass from Austin Apodaca (Zack Rogers kick)	0:55 in 4th

The New Mexico Man

For the fourth straight year Lobo coach Bob Davie will continue to designate a walk-on player as the "New Mexico Man" each week during the season. The designated player will lead the team onto the field with the New Mexico state flag before home games as well as in Las Cruces at the Rio Grande Rivalry game between the Lobos and New Mexico State. The player runs with the flag across the field to the north end zone, where he waves it for the home crowd.

Coach Davie and his staff will select the weekly player, based on dedication, work ethic, team spirit and unselfishness that exemplifies Lobo football and the state of New Mexico. "Walk-ons are critical to our success here at UNM," Davie said at the implementation of the program. "I have tremendous respect for all of them and want to have a way to recognize their importance and contributions to the program." The following is the complete list of New Mexico Men for the program since its inception in 2012.

2012 New Mexico Men

Sept. 1	Jeric Magnant (Rio Rancho)	Southern
Sept. 22	David Anaya (Roswell)	at New Mexico State
Sept. 29	David Anaya (Roswell)	Boise State
Oct. 6	Reece White (Rio Rancho)	Texas State
Oct. 27	Tim Foley (Rio Rancho)	Fresno State
Nov. 10	Greg Rivara (Albuquerque)	Wyoming
Nov. 17	Matt Raymer (Albuquerque)	Nevada

2014 New Mexico Men

Aug. 30	Greg Wortman (Los Lunas)	UTEP
Sept. 6	Randy Williams (Albuquerque)	Arizona State
Sept. 20	David Anaya (Roswell)	at New Mexico State
Sept. 26	Geoff Smelser (Las Cruces)	Fresno State
Oct. 10	Zack Rogers (Rio Rancho)	San Diego State
Nov. 8	John Russo (Albuquerque)	Boise State
Nov. 29	Marcus Lopez (Santa Rosa)	Wyoming

2013 New Mexico Men

Aug. 31	Reece White (Rio Rancho)	UTSA
Sept. 28	Randy Williams (Albuquerque)	UNLV
Oct. 5	David Anaya (Roswell)	New Mexico State
Oct. 19	Steven Romero (Albuquerque)	Utah State
Nov. 8	Tim Foley (Rio Rancho)	Air Force
Nov. 16	Jack Lamm (Albuquerque)	Colorado State

2015 New Mexico Men

Sept. 5	David Georges (Albuquerque)	Miss. Valley State
Sept. 12	Sam Gentry (Albuquerque)	Tulsa
Oct. 3	David Anaya (Roswell)	New Mexico State
Oct. 17	Jack Lamm (Albuquerque)	Hawai'i
Nov. 7	Geoff Smelser (Las Cruces)	Utah State
Nov. 21		Colorado State
Nov. 28		Air Force

Of the 12 different players who have been honored as a weekly New Mexico Man, seven (Jeric Magnant, David Anaya, Reece White, Steven Romero, Zack Rogers, Randy Williams and John Russo) have eventually been awarded scholarships by head coach Bob Davie.

On This Date




The game on November 7 will be 13th for the Lobos on that particular date, going 5-6-1 overall. The good news is UNM has never lost on the road on this date, going 1-0, beating Colorado State in 1981. Here are all of UNM's November 14 games.

Date	Opponent	Result	Site
11/14/2009	#22 BYU	L 19-24	Albuquerque, N.M.
11/14/1998	Utah	L 7-41	Albuquerque, N.M.
11/14/1992	UTEP	W 35-14	Albuquerque, N.M.
11/14/1987	Air Force	L 26-73	Albuquerque, N.M.
11/14/1981	at Colorado State	W 28-16	Ft. Collins, Colo.
11/14/1970	BYU	W 51-8	Albuquerque, N.M.
11/14/1964	Colorado State	W 42-9	Albuquerque, N.M.
11/14/1959	Wyoming	L 20-25	Albuquerque, N.M.
11/14/1953	Wyoming	W 9-7	Albuquerque, N.M.
11/14/1942	West Texas State	L 7-14	Albuquerque, N.M.
11/14/1936	New Mexico State	L 6-7	Albuquerque, N.M.
11/14/1931	Arizona	T 7-7	Albuquerque, N.M.

On November 14 in history, a budget standoff between the Democrats and Republicans forced all National Parks to close temporarily (1995), Princess Anne of the U.K. married Captain Mark Phillips (1973), Apollo 12 launched (1969), The BBC begins broadcasting in the United Kingdom (1922) and James Bruce discovered the source of the Nile River (1722).

Famous people born on November 14 include receiver T.Y. Hilton (1989), quarterback Kyle Orton (1982), actress Betsy Brandt (Breaking Bad, 1973), former Notre Dame star and broadcaster Aaron Taylor (1972), actor Josh Duhamel (Transformers, 1972), actor Patrick Warburton (Joe on Family Guy, 1964), musician Yanni (1954), guitarist James "JY" Young (Styx, 1949), Prince Charles (1948), Sherwood Schwartz (creator of Gilligan's Island, 1916) and Leopold Mozart (Wolfgang's father, 1719).

SEPT. 5 VS. MVSU

Helmet Shell	
Logo Stripe	
Jersey Color	
Font	
Pants	

SEPT. 12 VS. TULSA

Helmet Shell	
Logo Stripe	
Jersey Color	
Font	
Pants	

SEPT. 18 AT ARIZONA ST.

Helmet Shell	
Logo Stripe	
Jersey Color	
Font	
Pants	




SEPT. 26 AT WYOMING

Helmet Shell	
Logo Stripe	
Jersey Color	
Font	
Pants	

OCT. 3 VS. NEW MEXICO ST.

Helmet Shell	
Logo Stripe	
Jersey Color	
Font	
Pants	

OCT. 10 AT NEVADA

Helmet Shell	
Logo Stripe	
Jersey Color	
Font	
Pants	

OCT. 17 VS. HAWAI'I

Helmet Shell	
Logo Stripe	
Jersey Color	
Font	
Pants	

OCT. 24 AT SAN JOSE ST.

Helmet Shell	
Logo Stripe	
Jersey Color	
Font	
Pants	

NOV. 7 VS. UTAH STATE

Helmet Shell	
Logo Stripe	
Jersey Color	
Font	
Pants	

NOV. 14 AT BOISE STATE

Helmet Shell	
Logo Stripe	
Jersey Color	
Font	
Pants	

NOV. 21 VS. COLORADO ST.

Helmet Shell	
Logo Stripe	
Jersey Color	
Font	
Pants	

NOV. 28 VS. AIR FORCE

Helmet Shell	
Logo Stripe	
Jersey Color	
Font	
Pants	

QB - #10 Austin Apodaca

2015										
Date	Opponent	C-A-I	Yds	TD	LG	Rush	Yds	TD	LG	
Sept 5	MVSU	5-12-0	69	0	21	0	0	0	0	0
Sept 12	Tulsa	3-7-0	25	0	10	2	-9	0	0	0
Sept 18	at ASU	8-18-1	89	0	36	3	-2	0	0	5
Sept 26	at WYO	0-0-0	0	0	0	0	0	0	0	0
Oct 3	NMSU					Did Not Play				
Oct 10	at UNR	10-12-1	82	0	13	1	4	0	0	4
Oct 17	HAW	6-10-0	70	1	28	0	0	0	0	0
Oct 24	at SJSU	8-20-1	130	0	44	12	59	0	0	15
Nov 7	USU	2-5-1	7	0	4	4	-18	0	0	3
Nov 14	at BSU									
Nov 21	CSU									
Nov 28	AFA									
TOTAL/CAREER		42-84-4	472	1	44	22	34	0	15	

QB - #13 Lamar Jordan

2014										
Date	Opponent	C-A-I	Yds	TD	LG	Rush	Yds	TD	LG	
Aug 30	UTEP					Did Not Play				
Sept 6	ASU	7-11-0	130	1	44	12	32	0	14	
Sept 20	at NMSU	3-3-0	16	1	10	9	34	0	13	
Sept 26	FS	4-7-0	97	1	36	8	35	1	26	
Oct 4	at UTSA	7-11-0	72	0	41	9	106	1	61	
Oct 10	SDSU	8-18-1	97	1	45	6	52	0	27	
Oct 18	at AFA	2-3-0	6	0	12	3	10	0	6	
Nov 1	at UNLV	2-7-0	5	0	5	15	60	0	16	
Nov 8	BSU	9-16-0	122	0	27	12	53	0	15	
Nov 15	at USU	8-18-1	154	1	59	23	80	0	11	
Nov 22	at CSU	3-11-2	55	0	41	14	74	1	23	
Nov 29	WYO	6-7-1	141	1	75	9	76	0	53	
TOTAL		59-112-5	895	6	75	120	612	3	61	

2015

Date	Opponent	C-A-I	Yds	TD	LG	Rush	Yds	TD	LG	
Sept 5	MVSU	7-7-0	103	0	26	5	62	1	28	
Sept 12	Tulsa	8-14-1	141	1	62	9	35	0	15	
Sept 18	at ASU	4-11-0	22	0	13	6	3	0	5	
Sept 26	at WYO	5-8-0	107	1	64	15	147	1	56	
Oct 3	NMSU	5-17-1	45	0	12	16	157	1	70	
Oct 10	at UNR	9-12-0	56	0	12	8	22	0	15	
Oct 17	HAW	9-16-0	125	1	37	15	29	0	17	
Oct 24	at SJSU					Did Not Play				
Nov 7	USU	2-5-0	97	1	86	11	45	0	14	
Nov 14	at BSU									
Nov 21	CSU									
Nov 28	AFA									
TOTAL		49-90-2	696	4	86	85	500	2	56	
CAREER		108-202-7	1591	10	86	205	1112	5	61	

QB - #14 Caleb Kimbro

2015										
Date	Opponent	C-A-I	Yds	TD	LG	Rush	Yds	TD	LG	
Sept 5	MVSU	0-0-0	0	0	0	0	0	0	0	0
Sept 12	Tulsa					Did Not Play				
Sept 18	at ASU					Did Not Play				
Sept 26	at WYO					Did Not Play				
Oct 3	NMSU					Did Not Play				
Oct 10	at UNR					Did Not Play				
Oct 17	HAW					Did Not Play				
Oct 24	at SJSU					Did Not Play				
Nov 7	USU					Did Not Play				
Nov 14	at BSU									
Nov 21	CSU									
Nov 28	AFA									
TOTAL/CAREER		0-0-0	0	0	0	0	0	0	0	0

QB - #17 JaJuan Lawson

2015										
Date	Opponent	C-A-I	Yds	TD	LG	Rush	Yds	TD	LG	
Sept 5	MVSU					Did Not Play				
Sept 12	Tulsa					Did Not Play				
Sept 18	at ASU					Did Not Play				
Sept 26	at WYO					Did Not Play				
Oct 3	NMSU					Did Not Play				
Oct 10	at UNR					Did Not Play				
Oct 17	HAW					Did Not Play				
Oct 24	at SJSU					Did Not Play				
Nov 7	USU					Did Not Play				
Nov 14	at BSU									
Nov 21	CSU									
Nov 28	AFA									
TOTAL/CAREER		0-0-0	0	0	0	0	0	0	0	0

RB - #3 Richard McQuarley

2015										
Date	Opponent	Rush	Yds	TD	LG	Rec	Yds	TD	LG	
Sept 5	MVSU	11	53	0	7	0	0	0	0	0
Sept 12	Tulsa	1	2	0	2	0	0	0	0	0
Sept 18	at ASU	3	3	0	2	0	0	0	0	0
Sept 26	at WYO	5	55	2	43	0	0	0	0	0
Oct 3	NMSU	4	14	1	6	0	0	0	0	0
Oct 10	at UNR	4	6	0	2	0	0	0	0	0
Oct 17	HAW	1	2	0	2	0	0	0	0	0
Oct 24	at SJSU					Did Not Play				
Nov 7	USU	2	9	1	6	0	0	0	0	0
Nov 14	at BSU									
Nov 21	CSU									
Nov 28	AFA									
TOTAL/CAREER		31	144	4	43	0	0	0	0	0

RB - #4 Romell Jordan

2014										
Date	Opponent	Rush	Yds	TD	LG	Rec	Yds	TD	LG	
Aug 30	UTEP					Did Not Play				
Sept 6	ASU					Did Not Play				
Sept 20	at NMSU					Did Not Play				
Sept 26	FS	0	0	0	0	0	0	0	0	0
Oct 4	at UTSA	0	0	0	0	0	0	0	0	0
Oct 10	SDSU	0	0	0	0	0	0	0	0	0
Oct 18	at AFA	6	45	0	29	0	0	0	0	0
Nov 1	at UNLV	8	19	0	6	0	0	0	0	0
Nov 8	BSU	3	14	0	7	0	0	0	0	0
Nov 15	at USU	9	96	1	72	1	22	0	22	
Nov 22	at CSU	6	32	1	11	0	0	0	0	0
Nov 29	WYO	2	17	1	15	0	0	0	0	0
TOTAL		34	223	3	72	1	22	0	22	

2015

Date	Opponent	Rush	Yds	TD	LG	Rec	Yds	TD	LG	
Sept 5	MVSU	6	33	0	18	0	0	0	0	0
Sept 12	Tulsa					Did Not Play				
Sept 18	at ASU					Did Not Play				
Sept 26	at WYO					Did Not Play				
Oct 3	NMSU					Did Not Play				
Oct 10	at UNR	1	2	0	2	1	7	0	7	
Oct 17	HAW	5	21	0	6	2	11	0	8	
Oct 24	at SJSU	1	1	0	1	0	0	0	0	0
Nov 7	USU	1	1	0	1	0	0	0	0	0
Nov 14	at BSU									
Nov 21	CSU									
Nov 28	AFA									
TOTAL		14	58	0	18	3	18	0	8	
CAREER		48	281	3	72	4	40	0	22	

RB - #6 Jhurrel Pressley

2012										
Date	Opponent	Rush	Yds	TD	LG	Rec	Yds	TD	LG	
Sept 1	SOU	10	75	1	23	1	24	0	24	
Sept 8	at Texas	7	11	0	5	0	0	0	0	0
Sept 15	at TTU	5	7	0	3	1	4	0	4	
Sept 22	at NMSU	15	71	2	11	0	0	0	0	0
Sept 29	BSU	13	58	1	11	1	3	0	3	
Oct 6	TSU	20	78	1	14	0	0	0	0	0
Oct 13	at HAW	7	21	0	6	0	0	0	0	0
Oct 20	at AFA	4	14	0	9	0	0	0	0	0
Oct 27	FS	4	7	0	4	0	0	0	0	0
Nov 3	at UNLV	12	56	0	18	0	0	0	0	0
Nov 10	WYO	4	54	0	40	0	0	0	0	0
Nov 17	NEV	2	7	1	5	0	0	0	0	0
Nov 24	at CSU	1	3	0	3	1	55	1	55	
TOTAL		104	462	6	40	4	86	1	55	

2013

Date	Opponent	Rush	Yds	TD	LG	Rec	Yds	TD	LG	
Aug 31	UTSA	0	0	0	0	0	0	0	0	0
Sept 7	at UTEP	1	3	0	3	2	52	0	40	
Sept 14	at Pitt	5	7	0	7					

RB - #20 Daryl Chestnut

2015										
Date	Opponent	Rush	Yds	TD	LG	Rec	Yds	TD	LG	
Sept 5	MVSU	6	108	2	64	0	0	0	0	0
Sept 12	Tulsa	2	-5	0	1	0	0	0	0	0
Sept 18	at ASU	0	0	0	0	1	2	0	2	
Sept 26	at WYO	0	0	0	0	0	0	0	0	0
Oct 3	NMSU	0	0	0	0	0	0	0	0	0
Oct 10	at UNR	1	-2	0	0	0	0	0	0	0
Oct 17	HAW	0	0	0	0	0	0	0	0	0
Oct 24	at SJSU	0	0	0	0	0	0	0	0	0
Nov 7	USU	2	4	0	3	0	0	0	0	0
Nov 14	at BSU									
Nov 21	CSU									
Nov 28	AFA									
TOTAL/CAREER		11	105	2	64	1	2	0	2	

RB - #25 David Anaya

2012										
Date	Opponent	Rush	Yds	TD	LG	Rec	Yds	TD	LG	
Sept 1	SOU	7	65	0	32	0	0	0	0	0
Sept 8	at Texas	0	0	0	0	0	0	0	0	0
Sept 15	at TTU	0	0	0	0	0	0	0	0	0
Sept 22	at NMSU	0	0	0	0	0	0	0	0	0
Sept 29	BSU	0	0	0	0	1	6	0	6	
Oct 6	TSU	0	0	0	0	0	0	0	0	0
Oct 13	at HAW	1	-1	0	0	0	0	0	0	0
Oct 20	at AFA	0	0	0	0	0	0	0	0	0
Oct 27	FS	1	-1	0	0	0	0	0	0	0
Nov 3	at UNLV	1	2	0	2	0	0	0	0	0
Nov 10	WYO	3	6	0	4	0	0	0	0	0
Nov 17	NEV	0	0	0	0	0	0	0	0	0
Nov 24	at CSU	0	0	0	0	0	0	0	0	0
TOTAL		13	71	0	32	1	6	0	6	

2013

Date	Opponent	Rush	Yds	TD	LG	Rec	Yds	TD	LG	
Aug 31	UTSA	0	0	0	0	0	0	0	0	0
Sept 7	at UTEP	0	0	0	0	0	0	0	0	0
Sept 14	at Pitt	1	-2	0	0	0	0	0	0	0
Sept 28	UNLV	0	0	0	0	0	0	0	0	0
Oct 5	NMSU	2	54	0	51	0	0	0	0	0
Oct 12	at Wyo	0	0	0	0	0	0	0	0	0
Oct 19	USU	0	0	0	0	0	0	0	0	0
Nov 2	at SDSU	0	0	0	0	0	0	0	0	0
Nov 8	AFA	1	12	0	12	0	0	0	0	0
Nov 16	CSU	4	35	0	19	2	53	0	36	
Nov 23	at FS	1	-2	0	0	1	20	0	20	
Nov 30	at BSU	2	6	0	7	0	0	0	0	0
TOTAL		11	103	0	51	3	73	0	36	

2014

Date	Opponent	Rush	Yds	TD	LG	Rec	Yds	TD	LG	
Aug 30	UTEP	5	20	0	9	0	0	0	0	0
Sept 6	ASU	5	19	0	11	0	0	0	0	0
Sept 20	at NMSU	2	4	0	4	0	0	0	0	0
Sept 26	FS	3	15	0	11	1	36	1	36	
Oct 4	at UTSA	2	3	0	2	1	41	0	41	
Oct 10	SDSU	2	26	0	31	1	5	0	5	
Oct 18	at AFA	0	0	0	0	0	0	0	0	0
Nov 1	at UNLV	1	3	0	3	0	0	0	0	0
Nov 8	BSU	2	4	0	2	1	9	0	9	
Nov 15	at USU	4	27	1	15	0	0	0	0	0
Nov 22	at CSU	0	0	0	0	0	0	0	0	0
Nov 29	WYO	0	0	0	0	0	0	0	0	0
TOTAL		26	121	1	31	4	91	1	41	

2015

Date	Opponent	Rush	Yds	TD	LG	Rec	Yds	TD	LG	
Sept 5	MVSU	2	12	1	11	0	0	0	0	0
Sept 12	Tulsa	0	0	0	0	0	0	0	0	0
Sept 18	at ASU	3	22	0	16	0	0	0	0	0
Sept 26	at WYO	2	2	0	2	0	0	0	0	0
Oct 3	NMSU	1	5	0	5	0	0	0	0	0
Oct 10	at UNR	1	0	0	0	0	0	0	0	0
Oct 17	HAW	1	4	0	4	1	11	1	11	
Oct 24	at SJSU	2	13	0	9	0	0	0	0	0
Nov 7	USU	0	0	0	0	0	0	0	0	0
Nov 14	at BSU									
Nov 21	CSU									
Nov 28	AFA									
TOTAL		12	58	1	16	1	11	1	11	
CAREER		62	373	2	51	9	181	2	41	

RB - #26 Tyrone Owens

2015										
Date	Opponent	Rush	Yds	TD	LG	Rec	Yds	TD	LG	
Sept 5	MVSU	3	11	2	8	0	0	0	0	0
Sept 12	Tulsa	4	3	0	1	0	0	0	0	0
Sept 18	at ASU	4	72	1	65	0	0	0	0	0
Sept 26	at WYO	1	2	0	2	0	0	0	0	0
Oct 3	NMSU	0	0	0	0	0	0	0	0	0
Oct 10	at UNR	3	15	0	10	0	0	0	0	0
Oct 17	HAW				Did Not Play					
Oct 24	at SJSU	1	7	0	7	0	0	0	0	0
Nov 7	USU	0	0	0	0	0	0	0	0	0
Nov 14	at BSU									
Nov 21	CSU									
Nov 28	AFA									
TOTAL/CAREER		16	110	3	65	0	0	0	0	

RB - #28 Diquon Woodhouse

2015										
Date	Opponent	Rush	Yds	TD	LG	Rec	Yds	TD	LG	
Sept 5	MVSU	5	5	0	7	0	0	0	0	0
Sept 12	Tulsa	0	0	0	0	0	0	0	0	0
Sept 18	at ASU	0	0	0	0	0	0	0	0	0
Sept 26	at WYO	0	0	0	0	0	0	0	0	0
Oct 3	NMSU	0	0	0	0	0	0	0	0	0
Oct 10	at UNR				Did Not Play					
Oct 17	HAW	0	0	0	0	0	0	0	0	0
Oct 24	at SJSU	2	7	1	4	0	0	0	0	0
Nov 7	USU	0	0	0	0	0	0	0	0	0
Nov 14	at BSU									
Nov 21	CSU									
Nov 28	AFA									
TOTAL/CAREER		7	12	1	11	0	0	0	0	

WR - #2 Dameon Gamblin

2013										
Date	Opponent	Rush	Yds	TD	LG	Rec	Yds	TD	LG	
Aug 31	UTSA				Did Not Play					
Sept 7	at UTEP	0	0	0	0	0	0	0	0	0
Sept 14	at Pitt	0	0	0	0	1	-3	0	0	0
Sept 28	UNLV	1	19	0	19	0	0	0	0	0
Oct 5	NMSU	1	11	0	11	0	0	0	0	0
Oct 12	at Wyo	0	0	0	0	0	0	0	0	0
Oct 19	USU	0	0	0	0	0	0	0	0	0
Nov 2	at SDSU	0	0	0	0	0	0	0	0	0
Nov 8	AFA	0	0	0	0	0	0	0	0	0
Nov 16	CSU	0	0	0	0	0	0	0	0	0
Nov 23	at FS	0	0	0	0	0	0	0	0	0
Nov 30	at BSU	0	0	0	0	0	0	0	0	0
TOTAL		2	30	0	19	1	-3	0	0	

2014

Date	Opponent	Rush	Yds	TD	LG	Rec	Yds	TD	LG	
Aug 30	UTEP	0	0	0	0	1	2	0	2	
Sept 6	ASU	0	0	0	0	1	8	0	8	
Sept 20	at NMSU	0	0	0	0	0	0	0	0	0
Sept 26	FS	0	0	0	0	0	0	0	0	0
Oct 4	at UTSA	0	0	0	0	0	0	0	0	0
Oct 10	SDSU	0	0	0	0	0	0	0	0	0
Oct 18	at AFA	0	0	0	0	0	0	0	0	0
Nov 1	at UNLV	0	0	0	0	0	0	0	0	0
Nov 8	BSU	0	0	0	0	1	25	0	25	
Nov 15	at USU	0	0	0	0	0	0	0	0	0
Nov 22	at CSU	0	0	0	0	0	0	0	0	0
Nov 29	WYO	0	0	0	0	0	0	0	0	0
TOTAL		0	0	0	0	3	35	0	25	

2015

Date	Opponent	Rush	Yds	TD	LG	Rec	Yds	TD	LG	
Sept 5	MVSU	2	11	0	8	3	45	0	21	
Sept 12	Tulsa	4	42	0	16	8	131	1	62	
Sept 18	at ASU	1	-5	0	0	4	54	0	36	
Sept 26	at WYO	0	0	0	0	0	0	0	0	0
Oct 3	NMSU	0	0	0	0	1	12	0	12	
Oct 10	at UNR	1	-1	0	0	8	71	0	13	
Oct 17	HAW	0	0	0	0	3	47	1	28	
Oct 24	at SJSU	0	0	0	0	1	11	0	5	
Nov 7	USU	0	0	0	0	1	3	0	3	
Nov 14	at BSU									
Nov 21	CSU									
Nov 28	AFA									
TOTAL		8	47	0	16	29	374	2	62	
CAREER		10	77	0	19	33	406	2	62	

WR - #5 Patrick Reed

2015										
Date	Opponent	Rush	Yds	TD	LG	Rec	Yds	TD	LG	
Sept 5	MVSU									

WR - #19 Matt Quarells

2015									
Date	Opponent	Rush	Yds	TD	LG	Rec	Yds	TD	LG
Sept 5	MVSU	0	0	0	0	1	17	0	17
Sept 12	Tulsa					Did Not Play			
Sept 18	at ASU					Did Not Play			
Sept 26	at WYO					Did Not Play			
Oct 3	NMSU					Did Not Play			
Oct 10	at UNR					Did Not Play			
Oct 17	HAW	0	0	0	0	0	0	0	0
Oct 24	at SJSU	0	0	0	0	0	0	0	0
Nov 7	USU	0	0	0	0	0	0	0	0
Nov 14	at BSU								
Nov 21	CSU								
Nov 28	AFA								
TOTAL/CAREER		0	0	0	0	1	17	0	17

WR - #22 Chris Davis

2014									
Date	Opponent	Rush	Yds	TD	LG	Rec	Yds	TD	LG
Aug 30	UTEP	0	0	0	0	0	0	0	0
Sept 6	ASU	0	0	0	0	0	0	0	0
Sept 20	at NMSU	0	0	0	0	0	0	0	0
Sept 26	FS	0	0	0	0	0	0	0	0
Oct 4	at UTSA	0	0	0	0	0	0	0	0
Oct 10	SDSU	0	0	0	0	0	0	0	0
Oct 18	at AFA	0	0	0	0	0	0	0	0
Nov 1	at UNLV	0	0	0	0	0	0	0	0
Nov 8	BSU					Did Not Play			
Nov 15	at USU					Did Not Play			
Nov 22	at CSU	0	0	0	0	0	0	0	0
Nov 29	WYO	0	0	0	0	0	0	0	0
TOTAL		0	0	0	0	0	0	0	0

2015

Date	Opponent	Rush	Yds	TD	LG	Rec	Yds	TD	LG
Sept 5	MVSU	0	0	0	0	2	19	0	10
Sept 12	Tulsa					Did Not Play			
Sept 18	at ASU	0	0	0	0	1	12	0	12
Sept 26	at WYO	0	0	0	0	0	0	0	0
Oct 3	NMSU	0	0	0	0	0	0	0	0
Oct 10	at UNR	0	0	0	0	0	0	0	0
Oct 17	HAW	0	0	0	0	2	22	0	18
Oct 24	at SJSU	0	0	0	0	0	0	0	0
Nov 7	USU	0	0	0	0	0	0	0	0
Nov 14	at BSU								
Nov 21	CSU								
Nov 28	AFA								
TOTAL		0	0	0	0	5	53	0	18
CAREER		0	0	0	0	5	53	0	18

WR - #24 Carlos Wiggins

2012									
Date	Opponent	Rush	Yds	TD	LG	Rec	Yds	TD	LG
Sept 1	SOU	2	11	1	7	0	0	0	0
Sept 8	at Texas	2	18	0	9	1	3	0	3
Sept 15	at TTU	2	-3	0	4	3	33	0	13
Sept 22	at NMSU	2	20	0	20	1	14	0	14
Sept 29	BSU	1	5	0	5	0	0	0	0
Oct 6	TSU	1	9	0	9	0	0	0	0
Oct 13	at HAW	1	10	0	10	0	0	0	0
Oct 20	at AFA	0	0	0	0	2	9	0	6
Oct 27	FS	0	0	0	0	0	0	0	0
Nov 3	at UNLV	4	34	1	18	0	0	0	0
Nov 10	WYO	2	31	0	25	0	0	0	0
Nov 17	NEV	1	6	0	6	0	0	0	0
Nov 24	at CSU	0	0	0	0	2	24	0	15
TOTAL		18	141	2	25	9	83	0	15

2013

Date	Opponent	Rush	Yds	TD	LG	Rec	Yds	TD	LG
Aug 31	UTSA	1	3	0	3	1	11	0	11
Sept 7	at UTEP	0	0	0	0	0	0	0	0
Sept 14	at Pitt	1	11	0	11	1	4	0	4
Sept 28	UNLV	3	119	2	35	2	57	1	43
Oct 5	NMSU	2	57	0	34	1	33	1	33
Oct 12	at Wyo	0	0	0	0	1	3	0	3
Oct 19	USU	3	-2	0	0	2	30	0	33
Nov 2	at SDSU	2	19	0	15	4	24	0	12
Nov 8	AFA	1	30	0	16	0	0	0	0
Nov 16	CSU	0	0	0	0	0	0	0	0
Nov 23	at FS	0	0	0	0	0	0	0	0
Nov 30	at BSU	0	0	0	0	1	1	0	1
TOTAL		13	237	2	35	13	163	2	43

2014

Date	Opponent	Rush	Yds	TD	LG	Rec	Yds	TD	LG
Aug 30	UTEP	3	45	0	29	1	26	0	26
Sept 6	ASU					Did Not Play			
Sept 20	at NMSU	0	0	0	0	0	0	0	0
Sept 26	FS	0	0	0	0	0	0	0	0
Oct 4	at UTSA	2	2	0	3	0	0	0	0
Oct 10	SDSU	1	4	0	4	1	45	1	45
Oct 18	at AFA	2	23	0	24	0	10	0	0
Nov 1	at UNLV					Did Not Play			
Nov 8	BSU					Did Not Play			
Nov 15	at USU					Did Not Play			
Nov 22	at CSU	0	0	0	0	0	0	0	0
Nov 29	WYO	0	0	0	0	0	0	0	0
TOTAL		8	74	0	29	2	81	1	45

2015

Date	Opponent	Rush	Yds	TD	LG	Rec	Yds	TD	LG
Sept 5	MVSU	0	7	0	0	2	19	0	13
Sept 12	Tulsa	3	33	0	24	1	39	0	39
Sept 18	at ASU	0	0	0	0	2	18	0	12
Sept 26	at WYO	0	0	0	0	1	64	1	64
Oct 3	NMSU	0	0	0	0	0	0	0	0
Oct 10	at UNR	1	7	0	7	0	0	0	0
Oct 17	HAW	0	0	0	0	3	29	0	12
Oct 24	at SJSU	0	0	0	0	1	18	0	18
Nov 7	USU	0	0	0	0	0	0	0	0
Nov 14	at BSU								
Nov 21	CSU								
Nov 28	AFA								
TOTAL		4	47	0	24	10	187	1	64
CAREER		43	499	4	35	34	514	4	64

WR - #81 Marquis Bundy

2012									
Date	Opponent	Rush	Yds	TD	LG	Rec	Yds	TD	LG
Sept 1	SOU	0	0	0	0	0	0	0	0
Sept 8	at Texas	0	0	0	0	0	0	0	0
Sept 15	at TTU	0	0	0	0	0	0	0	0
Sept 22	at NMSU	0	0	0	0	0	0	0	0
Sept 29	BSU	0	0	0	0	0	0	0	0
Oct 6	TSU	0	0	0	0	0	0	0	0
Oct 13	at HAW	1	6	0	6	0	0	0	0
Oct 20	at AFA	0	0	0	0	0	0	0	0
Oct 27	FS	0	0	0	0	0	0	0	0
Nov 3	at UNLV	0	0	0	0	0	0	0	0
Nov 10	WYO	0	0	0	0	0	0	0	0
Nov 17	NEV	0	0	0	0	0	0	0	0
Nov 24	at CSU	0	0	0	0	0	0	0	0
TOTAL		1	6	0	6	0	0	0	0

2013

Date	Opponent	Rush	Yds	TD	LG	Rec	Yds	TD	LG
Aug 31	UTSA	0	0	0	0	3	53	1	37
Sept 7	at UTEP	0	0	0	0	0	0	0	0
Sept 14	at Pitt	0	0	0	0	1	15	0	15
Sept 28	UNLV	0	0	0	0	1	7	0	7
Oct 5	NMSU	0	0	0	0	1	19	0	19
Oct 12	at Wyo	0	0	0	0	4	48	1	23
Oct 19	USU	0	0	0	0	3	34	0	21
Nov 2	at SDSU	0	0	0	0	1	7	0	7
Nov 8	AFA	0	0	0	0	0	0	0	0
Nov 16	CSU	0	0	0	0	2	26	0	18
Nov 23	at FS	0	0	0	0	3	52	0	39
Nov 30	at BSU	0	0	0	0	0	0	0	0
TOTAL		0	0	0	0	19	261	2	39

2014

Date	Opponent	Rush	Yds	TD	LG	Rec	Yds	TD	LG
Aug 30	UTEP	0	0	0	0	1	8	0	8
Sept 6	ASU	0	0	0	0	0	0	0	0
Sept 20	at NMSU	0	0	0	0	1	6	0	6
Sept 26	FS	0	0	0	0	0	0	0	0
Oct 4	at UTSA	0	0	0	0	1	6	0	6
Oct 10									

2015

Date	Opponent	Rush	Yds	TD	LG	Rec	Yds	TD	LG
Sept 5	MVSU	0	0	0	0	0	0	0	0
Sept 12	Tulsa	0	0	0	0	0	0	0	0
Sept 18	at ASU	0	0	0	0	0	0	0	0
Sept 26	at WYO	0	0	0	0	0	0	0	0
Oct 3	NMSU	0	0	0	0	0	0	0	0
Oct 10	at UNR	0	0	0	0	0	0	0	0
Oct 17	HAW	0	0	0	0	0	0	0	0
Oct 24	at SJSU	0	0	0	0	0	0	0	0
Nov 7	USU	0	0	0	0	0	0	0	0
Nov 14	at BSU								
Nov 21	CSU								
Nov 28	AFA								
TOTAL		0	0	0	0	0	0	0	0
CAREER		0	0	0	0	2	54	0	41

TE - #80 Reece White

2012

Date	Opponent	Rush	Yds	TD	LG	Rec	Yds	TD	LG
Sept 1	SOU	0	0	0	0	0	0	0	0
Sept 8	at Texas	0	0	0	0	0	0	0	0
Sept 15	at TTU				Did Not Play				
Sept 22	at NMSU	0	0	0	0	0	0	0	0
Sept 29	BSU				Did Not Play				
Oct 6	TSU	0	0	0	0	0	0	0	0
Oct 13	at HAW				Did Not Play				
Oct 20	at AFA				Did Not Play				
Oct 27	FS				Did Not Play				
Nov 3	at UNLV				Did Not Play				
Nov 10	WYO	0	0	0	0	0	0	0	0
Nov 17	NEV				Did Not Play				
Nov 24	at CSU				Did Not Play				
TOTAL		0	0	0	0	0	0	0	0

2013

Date	Opponent	Rush	Yds	TD	LG	Rec	Yds	TD	LG
Aug 31	UTSA	0	0	0	0	0	0	0	0
Sept 7	at UTEP	0	0	0	0	1	29	0	29
Sept 14	at Pitt	0	0	0	0	0	0	0	0
Sept 28	UNLV	0	0	0	0	0	0	0	0
Oct 5	NMSU	0	0	0	0	0	0	0	0
Oct 12	at Wyo	0	0	0	0	0	0	0	0
Oct 19	USU	0	0	0	0	1	11	0	11
Nov 2	at SDSU	0	0	0	0	0	0	0	0
Nov 8	AFA	0	0	0	0	0	0	0	0
Nov 16	CSU	0	0	0	0	1	50	1	50
Nov 23	at FS	0	0	0	0	0	0	0	0
Nov 30	at BSU	0	0	0	0	1	10	0	10
TOTAL		0	0	0	0	4	100	1	50

2014

Date	Opponent	Rush	Yds	TD	LG	Rec	Yds	TD	LG
Aug 30	UTEP	0	0	0	0	0	0	0	0
Sept 6	ASU	0	0	0	0	1	13	0	13
Sept 20	at NMSU	0	0	0	0	1	5	1	5
Sept 26	FS	0	0	0	0	1	24	0	24
Oct 4	at UTSA	0	0	0	0	0	0	0	0
Oct 10	SDSU	0	0	0	0	0	0	0	0
Oct 18	at AFA	0	0	0	0	0	0	0	0
Nov 1	at UNLV	0	0	0	0	0	0	0	0
Nov 8	BSU	0	0	0	0	3	47	0	21
Nov 15	at USU	0	0	0	0	1	29	0	29
Nov 22	at CSU	0	0	0	0	0	0	0	0
Nov 29	WYO	0	0	0	0	1	6	0	6
TOTAL		0	0	0	0	8	124	1	29

2015

Date	Opponent	Rush	Yds	TD	LG	Rec	Yds	TD	LG
Sept 5	MVSU	0	0	0	0	1	26	0	26
Sept 12	Tulsa	0	0	0	0	0	0	0	0
Sept 18	at ASU	0	0	0	0	2	22	0	13
Sept 26	at WYO	0	0	0	0	0	0	0	0
Oct 3	NMSU	0	0	0	0	0	0	0	0
Oct 10	at UNR	0	0	0	0	2	13	0	7
Oct 17	HAW	0	0	0	0	3	72	0	37
Oct 24	at SJSU	0	0	0	0	3	41	0	20
Nov 7	USU	0	0	0	0	0	0	0	0
Nov 14	at BSU								
Nov 21	CSU								
Nov 28	AFA								
TOTAL		0	0	0	0	11	171	0	37
CAREER		0	0	0	0	23	398	2	50

TE - #88 Nick Lehman

2014

Date	Opponent	Rush	Yds	TD	LG	Rec	Yds	TD	LG
Aug 30	UTEP	0	0	0	0	0	0	0	0
Sept 6	ASU	0	0	0	0	0	0	0	0
Sept 20	at NMSU	0	0	0	0	0	0	0	0
Sept 26	FS	0	0	0	0	0	0	0	0
Oct 4	at UTSA	0	0	0	0	0	0	0	0
Oct 10	SDSU	0	0	0	0	0	0	0	0
Oct 18	at AFA	0	0	0	0	0	0	0	0
Nov 1	at UNLV				Did Not Play				
Nov 8	BSU				Did Not Play				
Nov 15	at USU				Did Not Play				
Nov 22	at CSU				Did Not Play				
Nov 29	WYO				Did Not Play				
TOTAL		0	0	0	0	0	0	0	0

2015

Date	Opponent	Rush	Yds	TD	LG	Rec	Yds	TD	LG
Sept 5	MVSU	0	0	0	0	0	0	0	0
Sept 12	Tulsa	0	0	0	0	0	0	0	0
Sept 18	at ASU	0	0	0	0	0	0	0	0
Sept 26	at WYO	0	0	0	0	0	0	0	0
Oct 3	NMSU	0	0	0	0	0	0	0	0
Oct 10	at UNR	0	0	0	0	0	0	0	0
Oct 17	HAW	0	0	0	0	0	0	0	0
Oct 24	at SJSU	0	0	0	0	0	0	0	0
Nov 7	USU	0	0	0	0	0	0	0	0
Nov 14	at BSU								
Nov 21	CSU								
Nov 28	AFA								
TOTAL		0	0	0	0	0	0	0	0
CAREER		0	0	0	0	0	0	0	0

DB - #3 Cranston Jones

2012

Date	Opponent	TKL	TFL-Yds	Sack-Yds	FF	FR-Yds	PBU	INT-yds	TD
Sept 1	SOU	1	0.0-0	0.0-0	0	0-0	0	1-39	1
Sept 8	at Texas	1	0.0-0	0.0-0	0	0-0	0	0-0	0
Sept 15	at TTTU	0	0.0-0	0.0-0	0	0-0	0	0-0	0
Sept 22	at NMSU	0	0.0-0	0.0-0	0	0-0	0	0-0	0
Sept 29	BSU	1	0.0-0	0.0-0	0	0-0	0	0-0	0
Oct 6	TSU	1	0.0-0	0.0-0	0	0-0	0	0-0	0
Oct 13	at HAW	0	0.0-0	0.0-0	0	0-0	0	0-0	0
Oct 20	at AFA	0	0.0-0	0.0-0	0	0-0	0	0-0	0
Oct 27	FS	0	0.0-0	0.0-0	0	0-0	0	0-0	0
Nov 3	at UNLV	0	0.0-0	0.0-0	0	0-0	0	0-0	0
Nov 10	WYO	2	0.0-0	0.0-0	0	0-0	1	0-0	0
Nov 17	NEV	0	0.0-0	0.0-0	0	0-0	0	0-0	0
Nov 24	at CSU	4	0.0-0	0.0-0	0	0-0	1	0-0	0
TOTAL		10	0.0-0	0.0-0	0	0-0	2	1-39	1

2013

Date	Opponent	TKL	TFL-Yds	Sack-Yds	FF	FR-Yds	PBU	INT-yds	TD
Aug 31	UTSA	3	0.0-0	0.0-0	0	0-0	1	0-0	0
Sept 7	at UTEP	5	0.0-0	0.0-0	0	0-0	0	0-0	0
Sept 14	at Pitt	5	0.0-0	0.0-0	0	0-0	0	0-0	0
Sept 28	UNLV	4	1.0-1	0.0-0	0	0-0	0	0-0	0
Oct 5	NMSU	6	1.0-5	0.0-0	0	0-0	1	0-0	0
Oct 12	at Wyo	1	0.0-0	0.0-0	0	1-0	0	0-0	0
Oct 19	USU	4	0.0-0	0.0-0	0	0-0	0	0-0	0
Nov 2	at SDSU	3	0.0-0	0.0-0	0	0-0	0	0-0	0
Nov 8	AFA	3	0.0-0	0.0-0	0	0-0	1	0-0	0
Nov 16	CSU	5	0.5-1	0.0-0	0	0-0	0	0-0	0
Nov 23	at FS	3	0.0-0	0.0-0	0	0-0	1	0-0	0
Nov 30	at BSU	3	0.0-0	0.0-0	0	0-0	1	0-0	0
TOTAL		29	2.5-7	0.0-0	0	1-0	5	0-0	0

2014

Date	Opponent	TKL	TFL-Yds	Sack-Yds	FF	FR-Yds	PBU	INT-yds	TD
Aug 30	UTEP	0	0.0-0	0.0-0	0	0-0	0	0-0	0
Sept 6	ASU				Did Not Play				
Sept 20	at NMSU	1	0.0-0	0.0-0	0	0-0	0	0-0	0
Sept 26	FS	2	0.0-0	0.0-0	0	0-0	0	1-3	0
Oct 4	at UTSA	5	0.0-0	0.0-0	0	0-0	0	0-0	0
Oct 10	SDSU	1	0.0-0	0.0-0	0	0-0	1	1-0	0
Oct 18	at AFA	2	0.0-0	0.0-0	0	0-0	0	0-0	0
Nov 1	at UNLV	3	0.0-0	0.0-0	0	0-0	1	0-0	0
Nov 8	BSU	5	0.0-0	0.0-0	0	0-0	1	0-0	0
Nov 15	at USU	5	1.5-4	0.0-0	0	0-0	0	0-0	0
Nov 22	at CSU	3	0.0-0	0.0-0	0	0-0	0	0-0	0
Nov 29	WYO	0	0.0-0	0.0-0	0	0-0	0	1-19	0
TOTAL		27	1.5-4	0.0-0	0	0-0	3	3-22	0

2015

Date	Opponent	TKL	TFL-Yds	Sack-Yds	FF	FR-Yds	PBU	INT-yds	TD
Sept 5	MVSU	1	0.0-0	0.0-0	0	0-0	0	0-0	0
Sept 12	Tulsa	2	0.0-0	0.0-0	0	0-0	0	0-0	0
Sept 18	at ASU	1	0.0-0	0.0-0	0	0-0	0	0-0	0
Sept 26	at WYO	4	0.0-0	0.0-0	0	0-0	0	0-0	0
Oct 3	NMSU	0	0.0-0	0.0-0	0	0-0	3	1-15	0
Oct 10	at UNR	8	0.0-0	0.0-0	0	0-0	0	0-0	0
Oct 17	HAW	2	0.0-0	0.0-0	0	0-0	0	0-0	0
Oct 24	at SJSU	3	1.0-1	0.0-0	0	0-0	0	0-0	0
Nov 7	USU</								

DB - #8 Ricky Bennett

2014									
Date	Opponent	TKL	TFL-Yds	Sack-Yds	FF	FR-Yds	PBU	INT-yds	TD
Aug 30	UTEP	2	0.0-0	0.0-0	0	0-0	0	0-0	0
Sept 6	ASU			Did Not Play					
Sept 20	at NMSU	1	0.0-0	0.0-0	0	0-0	0	0-0	0
Sept 26	FS	2	0.0-0	0.0-0	0	0-0	0	0-0	0
Oct 4	at UTSA	8	0.0-0	0.0-0	0	0-0	0	0-0	0
Oct 10	SDSU	2	0.0-0	0.0-0	0	0-0	0	0-0	0
Oct 18	at AFA	2	0.0-0	0.0-0	0	0-0	0	0-0	0
Nov 1	at UNLV	0	0.0-0	0.0-0	0	0-0	0	0-0	0
Nov 8	BSU	3	0.0-0	0.0-0	0	0-0	0	0-0	0
Nov 15	at USU	6	0.0-0	0.0-0	0	0-0	0	0-0	0
Nov 22	at CSU	2	0.0-0	0.0-0	0	0-0	0	0-0	0
Nov 29	WYO	0	0.0-0	0.0-0	0	0-0	0	0-0	0
TOTAL		28	0.0-0	0.0-0	0	0-0	0	0-0	0

2015									
Date	Opponent	TKL	TFL-Yds	Sack-Yds	FF	FR-Yds	PBU	INT-yds	TD
Sept 5	MVSU	1	0.0-0	0.0-0	0	0-0	0	0-0	0
Sept 12	Tulsa	7	0.0-0	0.0-0	0	0-0	0	0-0	0
Sept 18	at ASU	0	0.0-0	0.0-0	0	0-0	0	0-0	0
Sept 26	at WYO	0	0.0-0	0.0-0	0	0-0	0	0-0	0
Oct 3	NMSU	0	0.0-0	0.0-0	0	0-0	0	0-0	0
Oct 10	at UNR	3	0.0-0	0.0-0	0	0-0	0	0-0	0
Oct 17	HAW	0	0.0-0	0.0-0	0	0-0	0	0-0	0
Oct 24	at SJSU	0	0.0-0	0.0-0	0	0-0	0	0-0	0
Nov 7	USU	2	0.0-0	0.0-0	0	0-0	0	0-0	0
Nov 14	at BSU								
Nov 21	CSU								
Nov 28	AFA								
TOTAL		13	0.0-0	0.0-0	0	0-0	0	0-0	0
CAREER		41	0.0-0	0.0-0	0	0-0	0	0-0	0

DB - #9 Travis Green									
2015									
Date	Opponent	TKL	TFL-Yds	Sack-Yds	FF	FR-Yds	PBU	INT-yds	TD
Sept 5	MVSU	0	0.0-0	0.0-0	0	0-0	0	1-32	1
Sept 12	Tulsa	1	0.0-0	0.0-0	0	0-0	0	0-0	0
Sept 18	at ASU	0	0.0-0	0.0-0	0	0-0	0	0-0	0
Sept 26	at WYO	0	0.0-0	0.0-0	0	0-0	0	0-0	0
Oct 3	NMSU	0	0.0-0	0.0-0	0	0-0	0	0-0	0
Oct 10	at UNR	1	0.0-0	0.0-0	0	0-0	0	0-0	0
Oct 17	HAW	1	0.0-0	0.0-0	0	0-0	0	0-0	0
Oct 24	at SJSU	0	0.0-0	0.0-0	0	0-0	0	0-0	0
Nov 7	USU	0	0.0-0	0.0-0	0	0-0	0	0-0	0
Nov 14	at BSU								
Nov 21	CSU								
Nov 28	AFA								
TOTAL/CAREER		3	0.0-0	0.0-0	0	0-0	0	1-32	1

DB - #12 Ryan Santos									
2014									
Date	Opponent	TKL	TFL-Yds	Sack-Yds	FF	FR-Yds	PBU	INT-yds	TD
Aug 30	UTEP			Did Not Play					
Sept 6	ASU	0	0.0-0	0.0-0	0	0-0	0	0-0	0
Sept 20	at NMSU	4	0.0-0	0.0-0	0	0-0	0	0-0	0
Sept 26	FS	2	1.0-5	0.0-0	0	0-0	0	0-0	0
Oct 4	at UTSA	4	0.0-0	0.0-0	0	0-0	0	0-0	0
Oct 10	SDSU	5	0.0-0	0.0-0	0	0-0	0	0-0	0
Oct 18	at AFA	1	0.0-0	0.0-0	0	0-0	0	0-0	0
Nov 1	at UNLV	0	0.0-0	0.0-0	0	0-0	0	0-0	0
Nov 8	BSU	5	0.0-0	0.0-0	0	0-0	0	0-0	0
Nov 15	at USU	1	0.0-0	0.0-0	0	0-0	0	0-0	0
Nov 22	at CSU	7	0.0-0	0.0-0	0	0-0	0	0-0	0
Nov 29	WYO	10	0.0-0	0.0-0	0	0-0	0	0-0	0
TOTAL		39	1.0-5	0.0-0	0	0-0	0	0-0	0

2015									
Date	Opponent	TKL	TFL-Yds	Sack-Yds	FF	FR-Yds	PBU	INT-yds	TD
Sept 5	MVSU	1	0.0-0	0.0-0	0	0-0	0	0-0	0
Sept 12	Tulsa	5	0.0-0	0.0-0	0	0-0	1	0-0	0
Sept 18	at ASU	3	0.0-0	0.0-0	0	0-0	0	0-0	0
Sept 26	at WYO	2	0.0-0	0.0-0	0	0-0	0	0-0	0
Oct 3	NMSU	3	0.0-0	0.0-0	0	0-0	0	0-0	0
Oct 10	at UNR	4	0.0-0	0.0-0	0	0-0	0	0-0	0
Oct 17	HAW	9	0.0-0	0.0-0	0	0-0	0	0-0	0
Oct 24	at SJSU	9	0.0-0	0.0-0	0	0-0	0	0-0	0
Nov 7	USU	2	0.0-0	0.0-0	0	0-0	0	0-0	0
Nov 14	at BSU								
Nov 21	CSU								
Nov 28	AFA								
TOTAL		38	0.0-0	0.0-0	0	0-0	1	0-0	0
CAREER		77	1.0-5	0.0-0	0	0-0	1	0-0	0

DB - #14 Daniel Henry

2014									
Date	Opponent	TKL	TFL-Yds	Sack-Yds	FF	FR-Yds	PBU	INT-yds	TD
Aug 30	UTEP	7	0.0-0	0.0-0	0	0-0	0	0-0	0
Sept 6	ASU	5	0.0-0	0.0-0	0	0-0	0	0-0	0
Sept 20	at NMSU			Did Not Play					
Sept 26	FS			Did Not Play					
Oct 4	at UTSA			Did Not Play					
Oct 10	SDSU			Did Not Play					
Oct 18	at AFA			Did Not Play					
Nov 1	at UNLV			Did Not Play					
Nov 8	BSU			Did Not Play					
Nov 15	at USU			Did Not Play					
Nov 22	at CSU			Did Not Play					
Nov 29	WYO			Did Not Play					
TOTAL		12	0.0-0	0.0-0	0	0-0	0	0-0	0

2015									
Date	Opponent	TKL	TFL-Yds	Sack-Yds	FF	FR-Yds	PBU	INT-yds	TD
Sept 5	MVSU	2	0.0-0	0.0-0	0	0-0	0	0-0	0
Sept 12	Tulsa	1	0.0-0	0.0-0	0	0-0	0	0-0	0
Sept 18	at ASU	2	0.0-0	0.0-0	0	0-0	1	0-0	0
Sept 26	at WYO	6	0.0-0	0.0-0	0	0-0	0	0-0	0
Oct 3	NMSU	4	1.0-4	1.0-4	0	0-0	0	0-0	0
Oct 10	at UNR	5	0.0-0	0.0-0	0	0-0	0	0-0	0
Oct 17	HAW	4	0.0-0	0.0-0	0	0-0	0	0-0	0
Oct 24	at SJSU	12	1.0-2	0.0-0	0	0-0	1	0-0	0
Nov 7	USU	4	1.0-5	0.0-0	0	1-0	0	0-0	0
Nov 14	at BSU								
Nov 21	CSU								
Nov 28	AFA								
TOTAL		36	3.0-11	1.0-4	0	1-0	2	0-0	0
CAREER		48	3.0-11	1.0-4	0	1-0	2	0-0	0

DB - #15 John Russo									
2013									
Date	Opponent	TKL	TFL-Yds	Sack-Yds	FF	FR-Yds	PBU	INT-yds	TD
Aug 31	UTSA	0	0.0-0	0.0-0	0	0-0	0	0-0	0
Sept 7	at UTEP			Did Not Play					
Sept 14	at Pitt			Did Not Play					
Sept 28	UNLV			Did Not Play					
Oct 5	NMSU	0	0.0-0	0.0-0	0	0-0	0	0-0	0
Oct 12	at Wyo			Did Not Play					
Oct 19	USU			Did Not Play					
Nov 2	at SDSU			Did Not Play					
Nov 8	AFA			Did Not Play					
Nov 16	CSU	0	0.0-0	0.0-0	0	0-0	0	0-0	0
Nov 23	at FS			Did Not Play					
Nov 30	at BSU	0	0.0-0	0.0-0	0	0-0	0	0-0	0
TOTAL		0	0.0-0	0.0-0	0	0-0	0	0-0	0

2014									
Date	Opponent	TKL	TFL-Yds	Sack-Yds	FF	FR-Yds	PBU	INT-yds	TD
Aug 30	UTEP	0	0.0-0	0.0-0	0	0-0	0	0-0	0
Sept 6	ASU	0	0.0-0	0.0-0	0	0-0	0	0-0	0
Sept 20	at NMSU	0	0.0-0	0.0-0	0	0-0	0	0-0	0
Sept 26	FS	2	0.0-0	0.0-0	0	0-0	0	0-0	0
Oct 4	at UTSA	0	0.0-0	0.0-0	0	0-0	0	0-0	0
Oct 10	SDSU	1	0.0-0	0.0-0	0	0-0	0	0-0	0
Oct 18	at AFA	0	0.0-0	0.0-0	0	0-0	0	0-0	0
Nov 1	at UNLV	0	0.0-0	0.0-0	0	0-0	0	0-0	0
Nov 8	BSU	0	0.0-0	0.0-0	0	0-0	0	0-0	0
Nov 15	at USU	0	0.0-0	0.0-0	0	0-0	0	0-0	0
Nov 22	at CSU	0	0.0-0	0.0-0	0	0-0	0	0-0	0
Nov 29	WYO	1	0.0-0	0.0-0	0	0-0	0	0-0	0
TOTAL		4	0.0-0	0.0-0	0	<			

DB - #22 Markel Byrd

2014									
Date	Opponent	TKL	TFL-Yds	Sack-Yds	FF	FR-Yds	PBU	INT-yds	TD
Aug 30	UTEP	1	0.0-0	0.0-0	0	0-0	0	0-0	0
Sept 6	ASU	6	0.0-0	0.0-0	0	0-0	0	0-0	0
Sept 20	at NMSU	2	0.0-0	0.0-0	0	0-0	0	0-0	0
Sept 26	FS	8	0.0-0	0.0-0	0	0-0	0	0-0	0
Oct 4	at UTSA	3	0.0-0	0.0-0	0	0-0	0	1-21	0
Oct 10	SDSU	4	0.0-0	0.0-0	1	0-0	0	0-0	0
Oct 18	at AFA	9	0.0-0	0.0-0	0	0-0	0	0-0	0
Nov 1	at UNLV	6	0.0-0	0.0-0	0	0-0	1	0-0	0
Nov 8	BSU	3	0.0-0	0.0-0	0	0-0	1	0-0	0
Nov 15	at USU	3	0.0-0	0.0-0	0	0-0	0	0-0	0
Nov 22	at CSU	4	0.0-0	0.0-0	0	0-0	0	0-0	0
Nov 29	WYO	1	0.0-0	0.0-0	0	0-0	0	0-0	0
TOTAL		50	0.0-0	0.0-0	1	0-0	2	1-21	0

2015									
Date	Opponent	TKL	TFL-Yds	Sack-Yds	FF	FR-Yds	PBU	INT-yds	TD
Sept 5	MVSU	1	0.0-0	0.0-0	0	0-0	0	0-0	0
Sept 12	Tulsa	9	0.0-0	0.0-0	0	0-0	0	0-0	0
Sept 18	at ASU	2	1.0-1	0.0-0	0	0-0	0	0-0	0
Sept 26	at WYO	2	0.0-0	0.0-0	0	0-0	0	1-0	0
Oct 3	NMSU	4	1.0-10	1.0-10	0	0-0	0	1-0	0
Oct 10	at UNR	10	0.5-2	0.0-0	0	0-0	0	0-0	0
Oct 17	HAW					Did Not Play			
Oct 24	at SJSU	1	0.0-0	0.0-0	0	0-0	0	0-0	0
Nov 7	USU	0	0.0-0	0.0-0	0	0-0	0	0-0	0
Nov 14	at BSU					Did Not Play			
Nov 21	CSU					Did Not Play			
Nov 28	AFA					Did Not Play			
TOTAL		19	2.5-13	1.0-10	0	0-0	0	2-0	0
CAREER		69	2.5-13	1.0-10	1	0-0	2	3-21	0

DB - #23 Tayo Adewon									
2014									
Date	Opponent	TKL	TFL-Yds	Sack-Yds	FF	FR-Yds	PBU	INT-yds	TD
Aug 30	UTEP					Did Not Play			
Sept 6	ASU					Did Not Play			
Sept 20	at NMSU					Did Not Play			
Sept 26	FS					Did Not Play			
Oct 4	at UTSA					Did Not Play			
Oct 10	SDSU					Did Not Play			
Oct 18	at AFA					Did Not Play			
Nov 1	at UNLV	0	0.0-0	0.0-0	0	0-0	0	0-0	0
Nov 8	BSU	0	0.0-0	0.0-0	0	0-0	0	0-0	0
Nov 15	at USU	0	0.0-0	0.0-0	0	0-0	0	0-0	0
Nov 22	at CSU	0	0.0-0	0.0-0	0	0-0	0	0-0	0
Nov 29	WYO	0	0.0-0	0.0-0	0	0-0	0	0-0	0
TOTAL		0	0.0-0	0.0-0	0	0-0	0	0-0	0

2015									
Date	Opponent	TKL	TFL-Yds	Sack-Yds	FF	FR-Yds	PBU	INT-yds	TD
Sept 5	MVSU	1	0.0-0	0.0-0	0	0-0	0	0-0	0
Sept 12	Tulsa	0	0.0-0	0.0-0	0	0-0	0	0-0	0
Sept 18	at ASU	0	0.0-0	0.0-0	0	0-0	0	0-0	0
Sept 26	at WYO	0	0.0-0	0.0-0	0	0-0	0	0-0	0
Oct 3	NMSU	1	0.0-0	0.0-0	0	0-0	0	0-0	0
Oct 10	at UNR	0	0.0-0	0.0-0	0	0-0	0	0-0	0
Oct 17	HAW	0	0.0-0	0.0-0	0	0-0	0	0-0	0
Oct 24	at SJSU	0	0.0-0	0.0-0	0	0-0	0	0-0	0
Nov 7	USU	0	0.0-0	0.0-0	0	0-0	0	0-0	0
Nov 14	at BSU					Did Not Play			
Nov 21	CSU					Did Not Play			
Nov 28	AFA					Did Not Play			
TOTAL		2	0.0-0	0.0-0	0	0-0	0	0-0	0
CAREER		2	0.0-0	0.0-0	0	0-0	0	0-0	0

DB - #26 Marquez Mackey									
2015									
Date	Opponent	TKL	TFL-Yds	Sack-Yds	FF	FR-Yds	PBU	INT-yds	TD
Sept 5	MVSU					Did Not Play			
Sept 12	Tulsa					Did Not Play			
Sept 18	at ASU					Did Not Play			
Sept 26	at WYO					Did Not Play			
Oct 3	NMSU					Did Not Play			
Oct 10	at UNR					Did Not Play			
Oct 17	HAW					Did Not Play			
Oct 24	at SJSU					Did Not Play			
Nov 7	USU					Did Not Play			
Nov 14	at BSU					Did Not Play			
Nov 21	CSU					Did Not Play			
Nov 28	AFA					Did Not Play			
TOTAL/CAREER		1	0.0-0	0.0-0	0	0-0	0	0-0	0

DB - #27 Bijon Parker

2015									
Date	Opponent	TKL	TFL-Yds	Sack-Yds	FF	FR-Yds	PBU	INT-yds	TD
Sept 5	MVSU	1	0.0-0	0.0-0	0	0-0	0	0-0	0
Sept 12	Tulsa	0	0.0-0	0.0-0	0	0-0	0	0-0	0
Sept 18	at ASU	0	0.0-0	0.0-0	0	0-0	0	0-0	0
Sept 26	at WYO	0	0.0-0	0.0-0	0	0-0	0	0-0	0
Oct 3	NMSU	1	0.0-0	0.0-0	0	0-0	0	0-0	0
Oct 10	at UNR					Did Not Play			
Oct 17	HAW					Did Not Play			
Oct 24	at SJSU					Did Not Play			
Nov 7	USU					Did Not Play			
Nov 14	at BSU					Did Not Play			
Nov 21	CSU					Did Not Play			
Nov 28	AFA					Did Not Play			
TOTAL/CAREER		2	0.0-0	0.0-0	0	0-0	0	0-0	0

DB - #28 Jake Rothschilder									
2015									
Date	Opponent	TKL	TFL-Yds	Sack-Yds	FF	FR-Yds	PBU	INT-yds	TD
Sept 5	MVSU	1	0.0-0	0.0-0	0	0-0	0	0-0	0
Sept 12	Tulsa	0	0.0-0	0.0-0	0	0-0	0	0-0	0
Sept 18	at ASU	1	0.0-0	0.0-0	0	0-0	0	0-0	0
Sept 26	at WYO	1	0.0-0	0.0-0	0	0-0	0	0-0	0
Oct 3	NMSU	1	0.0-0	0.0-0	0	0-0	0	0-0	0
Oct 10	at UNR	2	0.0-0	0.0-0	0	0-0	0	0-0	0
Oct 17	HAW	2	0.0-0	0.0-0	0	0-0	0	0-0	0
Oct 24	at SJSU	6	0.0-0	0.0-0	0	0-0	0	0-0	0
Nov 7	USU	1	0.0-0	0.0-0	0	0-0	1	0-0	0
Nov 14	at BSU					Did Not Play			
Nov 21	CSU					Did Not Play			
Nov 28	AFA					Did Not Play			
TOTAL/CAREER		15	0.0-0	0.0-0	0	0-0	1	0-0	0

LB - #2 Kimmie Carson									
2014									
Date	Opponent	TKL	TFL-Yds	Sack-Yds	FF	FR-Yds	PBU	INT-yds	TD
Aug 30	UTEP	7	0.0-0	0.0-0	0	0-0	0	0-0	0
Sept 6	ASU	2	0.0-0	0.0-0	1	0-0	0	0-0	0
Sept 20	at NMSU	5	0.0-0	0.0-0	0	0-0	0	0-0	0
Sept 26	FS	5	0.0-0	0.0-0	0	0-0	0	0-0	0
Oct 4	at UTSA	3	0.5-2	0.0-0	0	0-0	1	0-0	0
Oct 10	SDSU	2	0.0-0	0.0-0	0	0-0	0	0-0	0
Oct 18	at AFA	1	0.0-0	0.0-0	0	0-0	0	0-0	0
Nov 1	at UNLV	4	0.0-0	0.0-0	0	0-0	0	0-0	0
Nov 8	BSU	2	0.0-0	0.0-0	0	0-0	0	0-0	0
Nov 15	at USU	5	0.0-0	0.0-0	0	0-0	0	0-0	0
Nov 22	at CSU	10	2.5-10	0.0-0	0	1-0	1	0-0	0
Nov 29	WYO	16	2.0-5	1.0-1	0	0-0	1	0-0	0
TOTAL		62	5.0-17	1.0-1	1	1-0	3	0-0	0

2015									
Date	Opponent	TKL	TFL-Yds	Sack-Yds	FF	FR-Yds	PBU	INT-yds	TD
Sept 5	MVSU	3	1.0-9	1.0-9	0	0-0	0	0-0	0
Sept 12	Tulsa	12	1.0-3	0.0-0	0	0-0	0	0-0	0
Sept 18	at ASU	6	0.0-0	0.0-0	0	0-0	0	0-0	0
Sept 26	at WYO	10	2.5-8	0.5-6	0	0-0	0	0-0	0
Oct 3	NMSU	7	0.0-0	0.0-0	0	0-0	0	0-0	0
Oct 10	at UNR	3	0.5-2	0.0-0	0	0-0	0	0-0	0
Oct 17	HAW	4	0.0-0	0.0-0	0	0-0	0	0-0	0
Oct 24	at SJSU	6	2.0-8	1.0-6	0	0-0	0	0-0	0
Nov 7	USU	3	0.0-0	0.0-0	0	0-0	0	0-0	0
Nov 14	at BSU					Did Not Play			
Nov 21	CSU					Did Not Play			
Nov 28	AFA					Did Not Play			
TOTAL		54	7.0-30	2.5-21	0	0-0	0	0-0	0
CAREER		113	11.5-45	3.5-22	1	1-0	3	0-0	0

LB - #20 Ryan Langford									
2014									
Date	Opponent	TKL	TFL-Yds	Sack-Yds	FF	FR-Yds	PBU	INT-yds	TD
Aug 30	UTEP	5	0.0-0	0.0-0	0	0-0	0	0-0	0
Sept 6	ASU	1	0.0-0	0.0-0	0	0-0	0	0-0	0
Sept 20	at NMSU	4	0.0-0	0.0-0	0	0-0	0	0-0	0
Sept 26	FS	3	0.0-0	0.0-0	0	0-0	0	0-0	0
Oct 4	at UTSA					Did Not Play			
Oct 10	SDSU	1	0.0-0	0.0-0	0	0-0	0	0-0	0
Oct 18	at AFA	10	0.0-0	0.0-0	0	0-0	0	0-0	0
Nov 1	at UNLV	9	0.0-0	0.0-0	0	0-0	0	0-0	0
Nov 8	BSU	3	0.0-0	0.0-0	0	0-0	0	0-0	0
Nov 15	at USU	6	0.0-0	0.0-0	0	0-0	0	0-0	0
Nov 22	at CSU	9	1.0-3	0.0-0	0	0-0	0	0-0	0
Nov 29	WYO	11	1.0-5	0.0-0	0	0-0	0	0-0	0
TOTAL		62	2.0-8	0.0-0	0	0-0	0	0-0	0

2015									
Date	Opponent	TKL	TFL-Yds	Sack-Yds	FF	FR-Yds	PBU	INT-yds	TD
Sept 5	MVSU	3	1.0-3						

LB - #33 Alex Hart

2015									
Date	Opponent	TKL	TFL-Yds	Sack-Yds	FF	FR-Yds	PBU	INT-yds	TD
Sept 5	MVSU			Did Not Play					
Sept 12	Tulsa			Did Not Play					
Sept 18	at ASU			Did Not Play					
Sept 26	at WYO			Did Not Play					
Oct 3	NMSU	0	0.0-0	0.0-0	0	0-0	0	0-0	0
Oct 10	at UNR	0	0.0-0	0.0-0	0	0-0	0	0-0	0
Oct 17	HAW	1	0.0-0	0.0-0	0	0-0	0	0-0	0
Oct 24	at SJSU	0	0.0-0	0.0-0	0	0-0	0	0-0	0
Nov 7	USU	0	0.0-0	0.0-0	0	0-0	0	0-0	0
Nov 14	at BSU								
Nov 21	CSU								
Nov 28	AFA								
TOTAL/CAREER		1	0.0-0	0.0-0	0	0-0	0	0-0	0

LB - #34 Geoff Smelser

2014									
Date	Opponent	TKL	TFL-Yds	Sack-Yds	FF	FR-Yds	PBU	INT-yds	TD
Aug 30	UTEP			Did Not Play					
Sept 6	ASU	0	0.0-0	0.0-0	0	0-0	0	0-0	0
Sept 20	at NMSU	0	0.0-0	0.0-0	0	0-0	0	0-0	0
Sept 26	FS	0	0.0-0	0.0-0	0	0-0	0	0-0	0
Oct 4	at UTSA	0	0.0-0	0.0-0	0	0-0	0	0-0	0
Oct 10	SDSU	0	0.0-0	0.0-0	0	0-0	0	0-0	0
Oct 18	at AFA	0	0.0-0	0.0-0	0	0-0	0	0-0	0
Nov 1	at UNLV	1	0.0-0	0.0-0	0	0-0	0	0-0	0
Nov 8	BSU	2	0.0-0	0.0-0	0	0-0	0	0-0	0
Nov 15	at USU			Did Not Play					
Nov 22	at CSU			Did Not Play					
Nov 29	WYO			Did Not Play					
TOTAL		3	0.0-0	0.0-0	0	0-0	0	0-0	0

2015

Date	Opponent	TKL	TFL-Yds	Sack-Yds	FF	FR-Yds	PBU	INT-yds	TD
Sept 5	MVSU			Did Not Play					
Sept 12	Tulsa			Did Not Play					
Sept 18	at ASU			Did Not Play					
Sept 26	at WYO	0	0.0-0	0.0-0	0	0-0	0	0-0	0
Oct 3	NMSU	0	0.0-0	0.0-0	0	0-0	0	0-0	0
Oct 10	at UNR			Did Not Play					
Oct 17	HAW			Did Not Play					
Oct 24	at SJSU			Did Not Play					
Nov 7	USU			Did Not Play					
Nov 14	at BSU								
Nov 21	CSU								
Nov 28	AFA								
TOTAL		0	0.0-0	0.0-0	0	0-0	0	0-0	0
CAREER		3	0.0-0	0.0-0	0	0-0	0	0-0	0

LB - #41 Steven Galvan

2015									
Date	Opponent	TKL	TFL-Yds	Sack-Yds	FF	FR-Yds	PBU	INT-yds	TD
Sept 5	MVSU	0	0.0-0	0.0-0	0	0-0	0	0-0	0
Sept 12	Tulsa			Did Not Play					
Sept 18	at ASU			Did Not Play					
Sept 26	at WYO			Did Not Play					
Oct 3	NMSU			Did Not Play					
Oct 10	at UNR			Did Not Play					
Oct 17	HAW			Did Not Play					
Oct 24	at SJSU			Did Not Play					
Nov 7	USU			Did Not Play					
Nov 14	at BSU								
Nov 21	CSU								
Nov 28	AFA								
TOTAL/CAREER		0	0.0-0	0.0-0	0	0-0	0	0-0	0

LB - #47 Austin Ocasio

2015									
Date	Opponent	TKL	TFL-Yds	Sack-Yds	FF	FR-Yds	PBU	INT-yds	TD
Sept 5	MVSU			Did Not Play					
Sept 12	Tulsa			Did Not Play					
Sept 18	at ASU			Did Not Play					
Sept 26	at WYO			Did Not Play					
Oct 3	NMSU			Did Not Play					
Oct 10	at UNR			Did Not Play					
Oct 17	HAW			Did Not Play					
Oct 24	at SJSU			Did Not Play					
Nov 7	USU			Did Not Play					
Nov 14	at BSU								
Nov 21	CSU								
Nov 28	AFA								
TOTAL/CAREER		0	0.0-0	0.0-0	0	0-0	0	0-0	0

LB - #49 Dakota Cox

2013									
Date	Opponent	TKL	TFL-Yds	Sack-Yds	FF	FR-Yds	PBU	INT-yds	TD
Aug 31	UTSA	0	0.0-0	0.0-0	0	0-0	0	0-0	0
Sept 7	at UTEP	3	0.0-0	0.0-0	0	0-0	0	0-0	0
Sept 14	at Pitt	3	0.0-0	0.0-0	0	0-0	0	0-0	0
Sept 28	UNLV	8	0.0-0	0.0-0	0	0-0	0	0-0	0
Oct 5	NMSU	6	0.0-0	0.0-0	0	0-0	0	0-0	0
Oct 12	at Wyo	9	0.0-0	0.0-0	0	0-0	0	0-0	0
Oct 19	USU	8	0.5-1	0.0-0	0	0-0	0	0-0	0
Nov 2	at SDSU	12	0.0-0	0.0-0	0	0-0	0	0-0	0
Nov 8	AFA	14	0.5-0	0.0-0	0	0-0	0	0-0	0
Nov 16	CSU	14	0.0-0	0.0-0	0	0-0	0	0-0	0
Nov 23	at FS	9	0.0-0	0.0-0	0	0-0	0	0-0	0
Nov 30	at BSU	13	0.0-0	0.0-0	0	0-0	1	0-0	0
TOTAL		99	1.0-1	0.0-0	0	0-0	1	0-0	0

2014

Date	Opponent	TKL	TFL-Yds	Sack-Yds	FF	FR-Yds	PBU	INT-yds	TD
Aug 30	UTEP	17	0.5-2	0.0-0	0	0-0	1	0-0	0
Sept 6	ASU	10	0.0-0	0.0-0	0	0-0	0	0-0	0
Sept 20	at NMSU	18	0.0-0	0.0-0	0	0-0	1	1-16	0
Sept 26	FS	19	0.0-0	0.0-0	0	0-0	0	0-0	0
Oct 4	at UTSA	9	0.5-2	0.0-0	0	0-0	0	0-0	0
Oct 10	SDSU	10	0.0-0	0.0-0	0	1-0	0	0-0	0
Oct 18	at AFA	12	0.0-0	0.0-0	0	0-0	0	0-0	0
Nov 1	at UNLV	7	0.0-0	0.0-0	0	0-0	0	0-0	0
Nov 8	BSU	14	1.0-3	0.0-0	0	0-0	0	0-0	0
Nov 15	at USU			Did Not Play					
Nov 22	at CSU			Did Not Play					
Nov 29	WYO			Did Not Play					
TOTAL		116	2.0-7	0.0-0	0	1-0	2	1-16	0

2015

Date	Opponent	TKL	TFL-Yds	Sack-Yds	FF	FR-Yds	PBU	INT-yds	TD
Sept 5	MVSU	3	0.5-1	0.0-0	0	0-0	0	0-0	0
Sept 12	Tulsa	12	0.5-1	0.0-0	0	0-0	1	0-0	0
Sept 18	at ASU	7	0.0-0	0.0-0	0	0-0	0	0-0	0
Sept 26	at WYO	8	3.5-12	1.5-9	0	0-0	0	1-8	0
Oct 3	NMSU	7	2.0-4	2.0-4	0	0-0	0	0-0	0
Oct 10	at UNR	4	0.0-0	0.0-0	0	0-0	0	0-0	0
Oct 17	HAW	11	1.5-3	0.0-0	0	0-0	0	0-0	0
Oct 24	at SJSU	9	1.0-3	0.0-0	0	0-0	0	0-0	0
Nov 7	USU	6	0.5-2	0.0-0	0	0-0	0	0-0	0
Nov 14	at BSU								
Nov 21	CSU								
Nov 28	AFA								
TOTAL		66	9.5-26	3.5-13	0	0-0	1	1-8	0
CAREER		272	12.5-34	3.5-13	0	1-0	4	2-24	0

LB - #54 Donnie White

2013									
Date	Opponent	TKL	TFL-Yds	Sack-Yds	FF	FR-Yds	PBU	INT-yds	TD
Aug 31	UTSA	0	0.0-0	0.0-0	0	0-0	0	0-0	0
Sept 7	at UTEP			Did Not Play					
Sept 14	at Pitt	0	0.0-0	0.0-0	0	0-0	0	0-0	0
Sept 28	UNLV			Did Not Play					
Oct 5	NMSU	2	0.0-0	0.0-0	0	0-0	0	0-0	0
Oct 12	at Wyo	0	0.0-0	0.0-0	0	0-0	0	0-0	0
Oct 19	USU	2	0.0-0	0.0-0	0	0-0	0	0-0	0
Nov 2	at SDSU	3	0.0-0	0.0-0	0	0-0	0	0-0	0
Nov 8	AFA	3	0.0-0	0.0-0	0	0-0	0	0-0	0
Nov 16	CSU	1	0.0-0	0.0-0	0	0-0	1	0-0	0
Nov 23	at FS	2	0.0-0	0.0-0	0	0-0	0	0-0	0
Nov 30	at BSU	3	0.0-0	0.0-0	0	0-0	0	0-0	0
TOTAL		16	0.0-0	0.0-0	0	0-0	1	0-0	0

2014

Date	Opponent	TKL	TFL-Yds	Sack-Yds	FF	FR-Yds	PBU	INT-yds	TD
Aug 30	UTEP	3	0.0-0	0.0-0	0	0-0	0	0-0	0
Sept 6	ASU			Did Not Play					

DL - #55 Taylor Timmons

2015									
Date	Opponent	TKL	TFL-Yds	Sack-Yds	FF	FR-Yds	PBU	INT-yds	TD
Sept 5	MVSU	2	1.5-5	0.0-0	0	0-0	0	0-0	0
Sept 12	Tulsa	1	1.0-13	1.0-13	0	0-0	0	0-0	0
Sept 18	at ASU	1	0.0-0	0.0-0	0	0-0	0	0-0	0
Sept 26	at WYO	2	0.0-0	0.0-0	0	0-0	0	0-0	0
Oct 3	NMSU	1	0.5-5	0.5-5	0	0-0	0	0-0	0
Oct 10	at UNR	0	0.0-0	0.0-0	0	0-0	0	0-0	0
Oct 17	HAW	0	0.0-0	0.0-0	0	0-0	0	0-0	0
Oct 24	at SJSU	2	1.0-1	1.0-1	0	0-0	0	0-0	0
Nov 7	USU	2	1.0-8	1.0-8	0	0-0	0	0-0	0
Nov 14	at BSU								
Nov 21	CSU								
Nov 28	AFA								
TOTAL/CAREER		11	5.0-32	3.5-27	0	0-0	0	0-0	0

DL - #59 Chris Lee

2014									
Date	Opponent	TKL	TFL-Yds	Sack-Yds	FF	FR-Yds	PBU	INT-yds	TD
Aug 30	UTEP	0	0.0-0	0.0-0	0	0-0	0	0-0	0
Sept 6	ASU	2	0.0-0	0.0-0	0	0-0	0	0-0	0
Sept 20	at NMSU	0	0.0-0	0.0-0	0	0-0	0	0-0	0
Sept 26	FS								
Oct 4	at UTSA								
Oct 10	SDSU	1	0.0-0	0.0-0	0	0-0	0	0-0	0
Oct 18	at AFA	0	0.0-0	0.0-0	0	0-0	0	0-0	0
Nov 1	at UNLV	0	0.0-0	0.0-0	0	0-0	0	0-0	0
Nov 8	BSU	0	0.0-0	0.0-0	0	0-0	0	0-0	0
Nov 15	at USU	0	0.0-0	0.0-0	0	0-0	0	0-0	0
Nov 22	at CSU	0	0.0-0	0.0-0	0	0-0	0	0-0	0
Nov 29	WYO								
TOTAL		3	0.0-0	0.0-0	0	0-0	0	0-0	0

2015

Date	Opponent	TKL	TFL-Yds	Sack-Yds	FF	FR-Yds	PBU	INT-yds	TD
Sept 5	MVSU	0	0.0-0	0.0-0	0	1-0	0	0-0	0
Sept 12	Tulsa	0	0.0-0	0.0-0	0	0-0	0	0-0	0
Sept 18	at ASU	0	0.0-0	0.0-0	0	0-0	0	0-0	0
Sept 26	at WYO	0	0.0-0	0.0-0	0	0-0	0	0-0	0
Oct 3	NMSU	0	0.0-0	0.0-0	0	0-0	0	0-0	0
Oct 10	at UNR	0	0.0-0	0.0-0	0	0-0	0	0-0	0
Oct 17	HAW	0	0.0-0	0.0-0	0	0-0	0	0-0	0
Oct 24	at SJSU								
Nov 7	USU								
Nov 14	at BSU								
Nov 21	CSU								
Nov 28	AFA								
TOTAL		0	0.0-0	0.0-0	0	1-0	0	0-0	0
CAREER		3	0.0-0	0.0-0	0	0-0	0	0-0	0

DL - #91 Nik D'Avanzo

2013									
Date	Opponent	TKL	TFL-Yds	Sack-Yds	FF	FR-Yds	PBU	INT-yds	TD
Aug 31	UTSA	2	0.0-0	0.0-0	0	0-0	0	0-0	0
Sept 7	at UTEP	7	0.0-0	0.0-0	0	0-0	0	0-0	0
Sept 14	at Pitt	0	0.0-0	0.0-0	0	0-0	0	0-0	0
Sept 28	UNLV	1	0.0-0	0.0-0	0	0-0	0	0-0	0
Oct 5	NMSU	2	0.0-0	0.0-0	0	0-0	0	0-0	0
Oct 12	at Wyo	4	0.0-0	0.0-0	0	0-0	0	0-0	0
Oct 19	USU	6	0.5-1	0.0-0	0	0-0	0	0-0	0
Nov 2	at SDSU	1	1.0-11	1.0-11	0	0-0	0	0-0	0
Nov 8	AFA	4	0.0-0	0.0-0	0	0-0	0	0-0	0
Nov 16	CSU	1	0.0-0	0.0-0	0	0-0	0	0-0	0
Nov 23	at FS	1	1.0-2	0.0-0	1	0-0	0	0-0	0
Nov 30	at BSU	2	0.5-0	0.0-0	0	0-0	0	0-0	0
TOTAL		31	3.0-14	1.0-11	1	0-0	0	0-0	0

2014

Date	Opponent	TKL	TFL-Yds	Sack-Yds	FF	FR-Yds	PBU	INT-yds	TD
Aug 30	UTEP								
Sept 6	ASU	2	0.0-0	0.0-0	0	1-0	0	0-0	0
Sept 20	at NMSU	9	0.5-1	0.0-0	0	0-0	0	0-0	0
Sept 26	FS	6	0.0-0	0.0-0	0	0-0	0	0-0	0
Oct 4	at UTSA	2	0.0-0	0.0-0	0	0-0	0	0-0	0
Oct 10	SDSU	4	0.0-0	0.0-0	0	0-0	0	0-0	0
Oct 18	at AFA	5	1.0-2	0.0-0	0	0-0	0	0-0	0
Nov 1	at UNLV	7	2.0-9	1.0-7	0	0-0	0	0-0	0
Nov 8	BSU	6	0.0-0	0.0-0	0	0-0	0	0-0	0
Nov 15	at USU	3	2.0-8	2.0-8	0	0-0	0	0-0	0
Nov 22	at CSU	3	0.0-0	0.0-0	1	0-0	0	0-0	0
Nov 29	WYO	5	1.5-8	1.5-8	0	0-0	0	0-0	0
TOTAL		52	7.0-28	4.5-23	0	2-0	0	0-0	0

2015

Date	Opponent	TKL	TFL-Yds	Sack-Yds	FF	FR-Yds	PBU	INT-yds	TD
Sept 5	MVSU	4	1.5-8	0.5-4	0	1-0	0	0-0	0
Sept 12	Tulsa	1	0.0-0	0.0-0	0	0-0	0	0-0	0
Sept 18	at ASU	2	0.0-0	0.0-0	0	0-0	0	0-0	0
Sept 26	at WYO	3	0.5-1	0.0-0	0	0-0	0	0-0	0
Oct 3	NMSU	0	0.0-0	0.0-0	0	0-0	0	0-0	0
Oct 10	at UNR	5	2.0-2	0.0-0	0	0-0	0	0-0	0
Oct 17	HAW	5	0.0-0	0.0-0	0	0-0	1	0-0	0
Oct 24	at SJSU	5	0.5-1	0.0-0	0	0-0	0	0-0	0
Nov 7	USU	9	2.0-9	0.0-0	0	0-0	0	0-0	0
Nov 14	at BSU								
Nov 21	CSU								
Nov 28	AFA								
TOTAL		31	7.0-21	0.5-4	0	1-0	1	0-0	0
CAREER		113	16.5-63	6.0-38	1	3-0	1	0-0	0

DL - #92 William Udeh

2013									
Date	Opponent	TKL	TFL-Yds	Sack-Yds	FF	FR-Yds	PBU	INT-yds	TD
Aug 31	UTSA								
Sept 7	at UTEP	1	0.0-0	0.0-0	0	0-0	0	0-0	0
Sept 14	at Pitt	0	0.0-0	0.0-0	0	0-0	0	0-0	0
Sept 28	UNLV								
Oct 5	NMSU	1	0.0-0	0.0-0	0	0-0	0	0-0	0
Oct 12	at Wyo	0	0.0-0	0.0-0	0	0-0	0	0-0	0
Oct 19	USU	0	0.0-0	0.0-0	0	0-0	0	0-0	0
Nov 2	at SDSU	0	0.0-0	0.0-0	0	0-0	0	0-0	0
Nov 8	AFA	1	0.0-0	0.0-0	0	0-0	0	0-0	0
Nov 16	CSU	1	0.0-0	0.0-0	0	0-0	0	0-0	0
Nov 23	at FS	3	0.0-0	0.0-0	0	0-0	0	0-0	0
Nov 30	at BSU	0	0.0-0	0.0-0	0	0-0	0	0-0	0
TOTAL		7	0.0-0	0.0-0	0	0-0	0	0-0	0

2014

Date	Opponent	TKL	TFL-Yds	Sack-Yds	FF	FR-Yds	PBU	INT-yds	TD
Aug 30	UTEP	0	0.0-0	0.0-0	0	0-0	0	0-0	0
Sept 6	ASU	0	0.0-0	0.0-0	0	0-0	0	0-0	0
Sept 20	at NMSU								
Sept 26	FS	1	0.0-0	0.0-0	0	0-0	0	0-0	0
Oct 4	at UTSA	4	1.5-5	0.5-4	0	0-0	1	0-0	0
Oct 10	SDSU	2	0.0-0	0.0-0	0	0-0	0	0-0	0
Oct 18	at AFA	4	0.0-0	0.0-0	0	0-0	0	0-0	0
Nov 1	at UNLV	2	0.0-0	0.0-0	0	0-0	0	0-0	0
Nov 8	BSU	1	0.0-0	0.0-0	0	0-0	0	0-0	0
Nov 15	at USU	2	1.0-7	1.0-7	0	0-0	0	0-0	0
Nov 22	at CSU	2	0.0-0	0.0-0	0	0-0	0	0-0	0
Nov 29	WYO								
TOTAL		18	2.5-12	1.5-11	0	0-0	1	0-0	0

2015

Date	Opponent	TKL	TFL-Yds	Sack-Yds	FF	FR-Yds	PBU	INT-yds	TD
Sept 5	MVSU	2	0.0-0	0.0-0	0	0-0	0	0-0	0
Sept 12	Tulsa	2	0.0-0	0.0-0	0	0-0	0	0-0	0
Sept 18	at ASU	1	0.0-0	0.0-0	0	0-0	0	0-0	0
Sept 26	at WYO	2	0.0-0	0.0-0	0	0-0	0	0-0	0
Oct 3	NMSU	0	0.0-0	0.0-0	0	0-0	0	0-0	0
Oct 10	at UNR	0	0.0-0	0.0-0	0	0-0	0	0-0	0
Oct 17	HAW	1	0.0-0	0.0-0	0	0-0	0	0-0	0
Oct 24	at SJSU	3	2.0-7	0.0-0	0	0-0	0	0-0	0
Nov 7	USU	2	0.0-0	0.0-0	0	0-0	0	0-0	0
Nov 14	at BSU								
Nov 21	CSU								
Nov 28	AFA								
TOTAL		13	2.0-7	0.0-0	0	0-0	0	0-0	0
CAREER		38	4.5-19	1.5-11	0	0-0	1	0-0	0

DL - #95 Garrett Hughes

2014									
Date	Opponent	TKL	TFL-Yds	Sack-Yds	FF	FR-Yds	PBU	INT-yds	TD
Aug 30	UTEP	1	0.0-0	0.0-0	0	0-0	0	0-0	0
Sept 6	ASU	1	0.0-0	0.0-0	0	0-0	0	0-0	0
Sept 20	at NMSU	0	0.0-0	0.0-0	0	0-0	0	0-0	0
Sept 26	FS	0	0.0-0	0.0-0	0	0-0	0	0-0	0
Oct 4	at UTSA								
Oct 10	SDSU	0	0.0-0	0.0-0	0	0-0	0	0-0	0
Oct 18	at AFA	0	0.0-0	0.0-0	0	0-0	0	0-0	0
Nov 1	at UNLV	1	0.0-0	0.0-0	0	0-0	0	0-0	0
Nov 8	BSU	0	0.0-0	0.0-0	0	0-0	0	0-0	0
Nov 15	at USU	0	0.0-0	0.0-0	0	0-0	0	0-0	0
Nov 22	at CSU	1	0.0-0	0.0-0	1	0-0	0	0-0	0

MISSISSIPPI VALLEY ST (1-9, 1-7 SWAC)

Sep 5	at New Mexico	L 0-66
Sep 10	vs. Southern U	L 13-50
Sep 19	at Alcorn State	L 14-55
Sep 26	vs. Alabama State	L 15-45
Oct 3	at Jacksonville St	L 7-49
Oct 10	at Prairie View	L 6-45
Oct 17	vs. Texas Southern	L 21-49
Oct 24	at Grambling St	L 14-49
Oct 31	vs. Jackson State	L 16-26
Nov 7	at Alabama A&M	W 27-24 (OT)
Nov 14	Open	
Nov 21	vs. Ark-Pine Bluff	2:00 PM ET

TULSA (5-4, 2-3 AAC)

Sep 5	vs. Fla Atlantic	W 47-44 (OT)
Sep 12	at New Mexico	W 40-21
Sep 19	at Oklahoma	L 38-52
Sep 26	Open	
Oct 3	vs. Houston	L 24-38
Oct 10	vs. ULM	W 34-24
Oct 17	at East Carolina	L 17-30
Oct 23	vs. #25 Memphis	L 42-66
Oct 31	at SMU	W 40-31
Nov 7	vs. UCF	W 45-30
Nov 14	at Cincinnati	TBA
Nov 21	vs. Navy	TBA
Nov 27	at Tulane	TBA

ARIZONA STATE (4-3, 2-2 PAC-12)

Sep 5	at Texas A&M	L 17-38
Sep 12	vs. Cal Poly	W 35-21
Sep 18	vs. New Mexico	W 34-10
Sep 26	vs. #19 USC	L 14-42
Oct 3	at #7 UCLA	W 38-23
Oct 10	vs. Colorado	W 48-23
Oct 17	at #4 Utah	L 18-34
Oct 24	Open	
Oct 29	vs. Oregon	L 55-61 (3OT)
Nov 7	at Washington St	L 24-38
Nov 14	vs. Washington	TBA
Nov 21	vs. Arizona	TBA
Nov 28	at California	TBA

WYOMING (1-9, 1-5 MW)

Sep 5	vs. North Dakota	L 13-24
Sep 12	vs. Eastern Mich	L 29-48
Sep 19	at Washington St	L 14-31
Sep 26	vs. New Mexico	L 28-38
Oct 3	at Appalachian St	L 13-31
Oct 10	at Air Force	L 17-31
Oct 17	vs. Nevada	W 28-21
Oct 24	at Boise State	L 14-34
Oct 30	at Utah State	L 27-58
Nov 7	vs. Colorado State	L 7-26
Nov 14	at San Diego St	10:30 PM
Nov 21	Open	
Nov 28	vs. UNLV	2:00 PM

NEW MEXICO STATE (2-7, 2-3 SUN BELT)

Sep 5	at Florida	L 13-61
Sep 12	vs. Georgia State	L 32-34
Sep 19	vs. Texas-El Paso	L 47-50 (OT)
Sep 26	Open	
Oct 3	at New Mexico	L 29-38
Oct 10	at #13 Ole Miss	L 3-52
Oct 17	at Ga Southern	L 26-56
Oct 24	vs. Troy	L 7-52
Oct 31	vs. Idaho	W 55-48 (OT)
Nov 7	at Texas State	W 31-21
Nov 14	Open	
Nov 21	at Louisiana-Lafayette	TBA
Nov 28	vs. Arkansas State	TBA
Dec 5	at ULM	TBA

NEVADA (5-4, 3-2 MW)

Sep 3	vs. UC Davis	W 31-17
Sep 12	vs. #22 Arizona	L 20-44
Sep 19	at #17 Texas A&M	L 27-44
Sep 26	at Buffalo	W 24-21
Oct 3	vs. UNLV	L 17-23
Oct 10	vs. New Mexico	W 35-17
Oct 17	at Wyoming	L 21-28
Oct 24	vs. Hawaii	W 30-20
Oct 31	Open	
Nov 5	at Fresno State	W 30-16
Nov 14	vs. San Jose St	4:00 PM
Nov 21	at Utah State	TBA
Nov 28	at San Diego St	TBA

HAWAII (2-8, 0-6 MW)

Sep 3	vs. Colorado	W 28-20
Sep 12	at #1 Ohio State	L 0-38
Sep 19	vs. UC Davis	W 47-27
Sep 26	at Wisconsin	L 0-28
Oct 3	at Boise State	L 0-55
Oct 10	vs. San Diego St	L 14-28
Oct 17	at New Mexico	L 27-28
Oct 24	at Nevada	L 20-30
Oct 31	vs. Air Force	L 7-58
Nov 7	at UNLV	L 21-41
Nov 14	vs. Fresno State	11:00 PM
Nov 21	vs. San Jose St	TBA
Nov 28	vs. ULM	TBA

SAN JOSE STATE (4-5, 3-2 MW)

Sep 3	vs. New Hampshire	W 43-13
Sep 12	at Air Force	L 16-37
Sep 19	at Oregon State	L 21-35
Sep 26	vs. Fresno State	W 49-23
Oct 3	at Auburn	L 21-35
Oct 10	at UNLV	W 33-27 (OT)
Oct 17	vs. San Diego St	L 7-30
Oct 24	vs. New Mexico	W 31-21
Oct 31	Open	
Nov 6	vs. BYU	L 16-17
Nov 14	at Nevada	4:00 PM
Nov 21	at Hawaii	TBA
Nov 27	vs. Boise State	3:30 PM

UTAH STATE (5-4, 4-2 MW)

Sep 3	vs. Southern Utah	W 12-9
Sep 11	at #24 Utah	L 14-24
Sep 19	at Washington	L 17-31
Sep 26	Open	
Oct 3	vs. Colorado State	W 33-18
Oct 10	at Fresno State	W 56-14
Oct 16	vs. #21 Boise State	W 52-26
Oct 23	at San Diego St	L 14-48
Oct 30	vs. Wyoming	W 58-27
Nov 7	at New Mexico	L 13-14
Nov 14	at Air Force	TBA
Nov 21	vs. Nevada	TBA
Nov 28	vs. BYU	3:30 PM

BOISE STATE (7-2, 4-1 MW)

Sep 4	vs. Washington	W 16-13
Sep 12	at BYU	L 24-35
Sep 18	vs. Idaho State	W 52-0
Sep 25	at Virginia	W 56-14
Oct 3	vs. Hawaii	W 55-0
Oct 10	at Colorado State	W 41-10
Oct 16	at Utah State	L 26-52
Oct 24	vs. Wyoming	W 34-14
Oct 31	at UNLV	W 55-27
Nov 7	Open	
Nov 14	vs. New Mexico	TBA
Nov 20	vs. Air Force	9:30 PM
Nov 27	at San Jose St	3:30 PM

COLORADO STATE (4-5, 2-3 MW)

Sep 5	vs. Savannah State	W 65-13
Sep 12	vs. Minnesota	L 20-23 (OT)
Sep 19	vs. Colorado	L 24-27 (OT)
Sep 26	at TX-San Antonio	W 33-31
Oct 3	at Utah State	L 18-33
Oct 10	vs. Boise State	L 10-41
Oct 17	vs. Air Force	W 38-23
Oct 24	Open	
Oct 31	vs. San Diego St	L 17-41
Nov 7	at Wyoming	W 26-7
Nov 14	vs. UNLV	7:00 PM
Nov 21	at New Mexico	5:30 PM
Nov 28	at Fresno State	9:00 PM

AIR FORCE (6-3, 4-1 MW)

Sep 5	vs. Morgan State	W 63-7
Sep 12	vs. San Jose St	W 37-16
Sep 19	at #4 Michigan State	L 21-35
Sep 26	Open	
Oct 3	at Navy	L 11-33
Oct 10	vs. Wyoming	W 31-17
Oct 17	at Colorado State	L 23-38
Oct 24	vs. Fresno State	W 42-14
Oct 31	at Hawaii	W 58-17
Nov 7	vs. Army	W 20-3
Nov 14	vs. Utah State	TBA
Nov 20	at Boise State	9:30 PM
Nov 28	at New Mexico	TBA

THE DAVIE FILE

Born: Sept. 30, 1954
Birthplace: Sewickley, Pa.
Alma Mater: Youngstown State, 1977
Playing Experience: Youngstown State, 1975-76
Family: Wife, Joanne; daughter Audra, son, Clay

Bowl Games Coached:

- (corresponding to the season, not the actual year of the bowl game)
 2000 Fiesta Bowl
 1998 Gator Bowl
 1997 Independence Bowl
 1995 Orange Bowl
 1994 Fiesta Bowl
 1993 Cotton Bowl
 1992 Cotton Bowl
 1991 Cotton Bowl
 1990 Holiday Bowl
 1989 Sun Bowl
 1987 Cotton Bowl
 1986 Cotton Bowl
 1985 Cotton Bowl
 1982 Cotton Bowl
 1981 Sugar Bowl
 1980 Gator Bowl
 1979 Fiesta Bowl
 1977 Gator Bowl


Head Coaching Experience

Year	School	Record	Bowl
2015	New Mexico	5-4	
2014	New Mexico	4-8	-
2013	New Mexico	3-9	-
2012	New Mexico	4-9	-
2001	Notre Dame	5-6	-
2000	Notre Dame	9-3	Fiesta Bowl
1999	Notre Dame	5-7	-
1998	Notre Dame	9-3	Gator Bowl
1997	Notre Dame	7-6	Independence Bowl

Career record: 51-55

Assistant Coaching Experience

Year	School	Position
1996	Notre Dame	Defensive Coordinator
1995	Notre Dame	Defensive Coordinator
1994	Notre Dame	Defensive Coordinator
1993	Texas A&M	Defensive Coordinator
1992	Texas A&M	Defensive Coordinator
1991	Texas A&M	Defensive Coordinator
1990	Texas A&M	Defensive Coordinator
1989	Texas A&M	Defensive Coordinator
1988	Texas A&M	Outside Linebackers
1987	Texas A&M	Outside Linebackers
1986	Texas A&M	Outside Linebackers
1985	Texas A&M	Outside Linebackers
1984	Tulane	DC./Asst. Head Coach
1983	Tulane	DC./Asst. Head Coach
1982	Pittsburgh	Linebackers
1981	Pittsburgh	Linebackers
1980	Pittsburgh	Linebackers
1979	Arizona	Linebackers
1978	Arizona	Linebackers
1977	Pittsburgh	Graduate Assistant



With the foundation now starting to take shape, Bob Davie enters his fourth season as coach at New Mexico.

Davie's 11 wins in three seasons nearly quadruples the program's total from the three seasons prior to his arrival, but it's how he has been able to do it that is what has Lobos fans excited for the upcoming seasons.

Davie has completely flipped the roster, with over 90% of the players on the 2014 roster recruited by his staff, and all but five for the 2015. New Mexico's three fifth-year seniors were the fewest of any non-service academy in the nation, and 2015 will be more of the same with just two fifth-year seniors on the roster.

Davie has also done it with a New Mexico flavor, getting major contributions from local and state players, including 2014's leading receiver Jeric Magnant, 2014's second-leading scorer Zack Rogers, and starters such as quarterback Cole Gautsche and running back David Anaya.

And the success and improvement isn't just on the field ... it's off it. In three seasons under Davie, the Lobos have picked up 50 Mountain West All-Academic selections, including a program record 20 in 2014, and 16 in 2013, the second-best total for football in school history. UNM also had five Mountain West Scholar-Athletes in 2013, the second-best total among the MW's 12 football programs.

Over the course of 2012-13 and 2013-14, the football team posted the highest back to back football team GPAs in school history.

The 2014 Lobos also featured three players on the Capital One/CoSIDA All-District team in Reece White, Garrett Adcock and Dakota Cox. The three players were exactly half of the honorees in the Mountain West as the rest of the league had three players combined.

The 2014 season was another huge stepping stone for the program, one that saw the Lobos improve their win total from a season ago, and one that saw the Lobos competitive in

basically every game, no matter the stature of their opponent.

New Mexico went 4-8 in 2014, a one-game improvement from 2013, but the improvement was certainly bigger than the win column. The Lobos shaved a full touchdown off of their points allowed, and 14.5 points off their defensive average against unranked opponents from a year ago.

The 2014 Lobos again represented the Davie way of doing things, rushing the ball consistently. After Air Force's led the Mountain West in rushing for every year of the league's existence from 1999 (14 in all), UNM repeated as conference rushing champion in 2014. The Lobos' 301.4-yard average per game ranked fourth nationally, and UNM is the only team in the last three years to average 300 yards per game on the ground and finish in the top five nationally. The Lobos were in the top five nationally in runs of 10, 20, 30, 40, 50 and 60 yards as well.

The Lobos also saw some success through the air, with seven touchdowns on the season and an average of 89.1 yards per game.

Once again, UNM's special teams lived up to billing, with UNM leading the Mountain West in average return with a 22.4-yard average. UNM was the only school to return a kickoff for a touchdown, and it accomplished that twice, with two different returners. The kickoff return for a touchdown has become a hallmark of the Bob Davie era, as UNM now has seven kickoff returns for touchdowns in his three years as the head coach.

UNDER DAVIE...

NEW MEXICO RECORD WHEN 2012 2013 2014 2015 OVERALL

Lobos lead after 1st quarter	4-3	3-2	3-2	2-2	12-9
Lobos trail after 1st quarter	0-5	0-7	0-4	2-0	2-16
Score tied after 1st quarter	0-1	0-0	1-2	1-2	2-5
Lobos lead after halftime	4-1	2-1	3-2	3-0	12-4
Lobos trail after halftime	0-8	0-7	1-5	2-4	3-24
Score tied after halftime	0-0	1-1	0-1	0-0	1-2
Lobos lead after 3rd quarter	4-0	2-0	2-1	3-0	11-1
Lobos trail after 3rd quarter	0-9	1-8	2-7	1-4	4-28
Score tied after 3rd quarter	0-0	0-1	0-0	1-0	1-1

SCHEDULE BREAKDOWN 2012 2013 2014 2015 OVERALL

Overall	4-9	3-9	4-8	5-4	16-30
August	0-0	0-1	0-1	0-0	0-2
September	2-3	2-2	1-2	2-2	7-9
October	2-2	0-2	1-2	2-2	5-8
November	0-4	1-4	2-3	1-0	4-11

CONFERENCE GAMES 2012 2013 2014 2015 OVERALL

Home	0-4	1-3	1-3	2-0	4-10
Road	1-3	0-4	1-3	1-2	3-12

NON-CONFERENCE GAMES 2012 2013 2014 2015 OVERALL

Home	2-0	1-1	0-2	2-1	5-4
Road	1-2	1-1	2-0	0-1	4-4

MISCELLANEOUS 2012 2013 2014 2015 OVERALL

Games Decided by a TD or less (8 pts)	0-5	2-3	3-3	2-0	7-11
Games Decided by a FG or less (3 pts)	0-1	0-0	2-0	2-0	4-1
Games Played on Grass	1-0	0-1	0-0	0-1	1-2
Games Played on Turf	3-9	3-8	4-8	5-3	15-28
Day Games (start before 6 pm)	2-7	1-6	3-5	3-2	9-20
Night Games (start 6 pm or later)	2-2	2-4	1-3	2-2	7-12
vs. Ranked	0-2	0-0	0-2	0-0	0-4
Overtime	0-0	1-0	0-0	0-0	1-0

New Mexico Inside Opponent Red-Zone

Date	Opponent	Score	Times	Times	Total	Rush	Pass	FGs	Failed to score inside RZ						
			In RZ	Scored	Pts	TDs	TDs	TDs	Made	FGA	Down	Int	Fumb	Half	Game
Sep 05, 2015	MISS. VALLEY STATE	W 66-0	7	6	38	5	5	0	1	0	1	0	0	0	0
Sep 12, 2015	TULSA	L 21-40	2	2	14	2	2	0	0	0	0	0	0	0	0
Sep 18, 2015	at Arizona State	L 10-34	2	1	3	0	0	0	1	1	0	0	0	0	0
Sep 26, 2015	at Wyoming	W 38-28	3	3	17	2	2	0	1	0	0	0	0	0	0
Oct 03, 2015	NEW MEXICO STATE	W 38-29	2	1	8	1	1	0	0	1	0	0	0	0	0
Oct 10, 2015	at Nevada	L 17-35	1	0	0	0	0	0	0	0	0	0	1	0	0
Oct 17, 2015	HAWAII	W 28-27	3	2	14	2	1	1	0	0	0	0	1	0	0
Oct 24, 2015	at San Jose State	L 21-31	3	2	14	2	2	0	0	1	0	0	0	0	0
Nov 07, 2015	UTAH STATE	W 14-13	1	1	7	1	1	0	0	0	0	0	0	0	0
Nov 14, 2015	at Boise State														
Nov 21, 2015	COLORADO STATE														
Nov 28, 2015	AIR FORCE														
Totals			24	18	115	15	14	1	3	3	1	0	2	0	0
18 of 24 (75.0%)															

Opponents Inside New Mexico Red-Zone

Date	Opponent	Score	Times	Times	Total	Rush	Pass	FGs	Failed to score inside RZ						
			In RZ	Scored	Pts	TDs	TDs	TDs	Made	FGA	Down	Int	Fumb	Half	Game
Sep 05, 2015	MISS. VALLEY STATE	W 66-0	1	0	0	0	0	0	0	0	0	0	1	0	0
Sep 12, 2015	TULSA	L 21-40	7	6	26	2	2	0	4	0	0	0	0	1	0
Sep 18, 2015	at Arizona State	L 10-34	4	4	20	2	1	1	2	0	0	0	0	0	0
Sep 26, 2015	at Wyoming	W 38-28	4	3	21	3	0	3	0	0	1	0	0	0	0
Oct 03, 2015	NEW MEXICO STATE	W 38-29	3	2	6	0	0	0	2	0	1	0	0	0	0
Oct 10, 2015	at Nevada	L 17-35	5	4	28	4	3	1	0	0	0	0	1	0	0
Oct 17, 2015	HAWAII	W 28-27	3	2	14	2	2	0	0	1	0	0	0	0	0
Oct 24, 2015	at San Jose State	L 21-31	2	1	7	1	1	0	0	0	1	0	0	0	0
Nov 07, 2015	UTAH STATE	W 14-13	3	1	3	0	0	0	1	0	1	0	1	0	0
Nov 14, 2015	at Boise State														
Nov 21, 2015	COLORADO STATE														
Nov 28, 2015	AIR FORCE														
Totals			32	23	125	14	9	5	9	1	4	0	3	1	0
23 of 32 (71.9%)															

2015 STARTING LINEUPS

OFFENSE

OPPONENT	QB	WR	WR	WR	TE	RB	LT	LG	C	RG	RT
MVSU	L. Jordan	Gamblin	Wiggins	Bundy	R. White	Pressley	Henderson	Mahina	Fonua	Oldenkamp	Jenkins
TULSA	L. Jordan	Gamblin	Wiggins	Reed	R. White	Pressley	Henderson	Oldenkamp	Mahina	Jenkins	Adcock
at ASU	L. Jordan	Hart-Johnson	Bundy	Gipson (RB)	R. White	Pressley	Henderson	Oldenkamp	Mahina	Jenkins	Romine
at WYO	L. Jordan	Gamblin	Wiggins	Bundy	R. White	Pressley	Henderson	Oldenkamp	Mahina	Jenkins	Romine
NMSU	L. Jordan	Gamblin	Wiggins	Bundy	Gipson (RB)	Pressley	Henderson	Oldenkamp	Mahina	Jenkins	Romine
at NEV	L. Jordan	Gipson (RB)	Wiggins	Bundy	R. White	McQuarley	Henderson	Lewis	Mahina	Jenkins	Romine
HAW	L. Jordan	Hart-Johnson	Bundy	Anaya (RB)	R. White	Gipson	Henderson	Oldenkamp	Mahina	Jenkins	Romine
at SJSU	Apodaca	Hart-Johnson	Bundy	Gipson (RB)	R. White	Pressley	Henderson	Oldenkamp	Mahina	Jenkins	Romine
USU	L. Jordan	Gamblin	Wiggins	Bundy	R. White	Gipson	Henderson	Oldenkamp	Mahina	Jenkins	Romine
at BSU											
CSU											
AFA											

DEFENSE

OPPONENT	DE	NT	RE	OLB	MLB	RUSH LB	LCB	SS	FS	RCB	CZAR
MVSU	Hughes	Udeh	D'Avanzo	Carson	Cox	D. White	Byrd	Santos	Henry	C. Jones	Crosby
TULSA	Hughes	Udeh	D'Avanzo	Carson	Cox	D. White	Brown	Santos	Henry	C. Jones	Crosby
at ASU	Hughes	Udeh	D'Avanzo	Carson	Cox	D. White	Duncan	Santos	Henry	C. Jones	Crosby
at WYO	Hughes	Udeh	D'Avanzo	Carson	Cox	D. White	Brown	Santos	Henry	C. Jones	Rothschiller
NMSU	Hughes	Timmons	Okonkwo	Carson	Cox	D. White	Brown	Santos	Henry	C. Jones	Crosby
at NEV	Hughes	Udeh	Lee	Carson	Cox	D. White	Martin	Santos	Byrd	C. Jones	Crosby
HAW	Hughes	Udeh	D'Avanzo	Carson	Cox	D. White	Martin	Santos	Henry	C. Jones	Crosby
at SJSU	Udeh	Timmons	D'Avanzo	Carson	Cox	D. White	Martin	Santos	Henry	C. Jones	Crosby
USU	Baker	Udeh	D'Avanzo	Carson	Cox	D. White	Martin	Santos	Henry	C. Jones	Crosby
at BSU											
CSU											
AFA											

Date	Opponent	Score	Overall	Conference	Time	Attend
Sep 05, 2015	MISS. VALLEY STATE	W 66-0	1-0	0-0	3:05	21930
Sep 12, 2015	TULSA	L 21-40	1-1	0-0	3:14	24167
Sep 18, 2015	at Arizona State	L 10-34	1-2	0-0	3:11	43310
* Sep 26, 2015	at Wyoming	W 38-28	2-2	1-0	3:02	18723
Oct 03, 2015	NEW MEXICO STATE	W 38-29	3-2	1-0	3:20	30900
* Oct 10, 2015	at Nevada	L 17-35	3-3	1-1	2:54	20426
* Oct 17, 2015	HAWAI'I	W 28-27	4-3	2-1	3:30	20541
* Oct 24, 2015	at San Jose State	L 21-31	4-4	2-2	2:50	11646
* Nov 07, 2015	UTAH STATE	W 14-13	5-4	3-2	3:26	19886
* Nov 14, 2015	at Boise State					
* Nov 21, 2015	COLORADO STATE					
* Nov 28, 2015	AIR FORCE					

Team Statistics

	NM	OPP
SCORING	253	237
Points Per Game	28.1	26.3
Points Off Turnovers	54	43
FIRST DOWNS	162	189
Rushing	108	89
Passing	43	82
Penalty	11	18
RUSHING YARDAGE	2119	1753
Yards gained rushing	2346	2035
Yards lost rushing	227	282
Rushing Attempts	424	397
Average Per Rush	5.0	4.4
Average Per Game	235.4	194.8
TDs Rushing	25	13
PASSING YARDAGE	1168	1918
Comp-Att-Int	91-176-6	145-242-7
Average Per Pass	6.6	7.9
Average Per Catch	12.8	13.2
Average Per Game	129.8	213.1
TDs Passing	5	15
TOTAL OFFENSE	3287	3671
Total Plays	600	639
Average Per Play	5.5	5.7
Average Per Game	365.2	407.9
KICK RETURNS: #-Yards	26-580	14-324
PUNT RETURNS: #-Yards	8-54	15-52
INT RETURNS: #-Yards	7-84	6-71
KICK RETURN AVERAGE	22.3	23.1
PUNT RETURN AVERAGE	6.8	3.5
INT RETURN AVERAGE	12.0	11.8
FUMBLES-LOST	13-6	11-9
PENALTIES-Yards	59-565	55-425
Average Per Game	62.8	47.2
PUNTS-Yards	51-2102	43-1792
Average Per Punt	41.2	41.7
Net punt average	39.4	40.0
KICKOFFS-Yards	47-3016	50-2951
Average Per Kick	64.2	59.0
Net kick average	39.7	36.9
TIME OF POSSESSION/Game	29:58	30:02
3RD-DOWN Conversions	47/128	58/135
3rd-Down Pct	37%	43%
4TH-DOWN Conversions	11/15	5/15
4th-Down Pct	73%	33%
SACKS BY-Yards	24-158	8-55
MISC YARDS	-10	0
TOUCHDOWNS SCORED	34	28
FIELD GOALS-ATTEMPTS	4-9	14-16
ON-SIDE KICKS	0-0	0-2
RED-ZONE SCORES	(18-24) 75%	(23-32) 72%
RED-ZONE TOUCHDOWNS	(15-24) 63%	(14-32) 44%
PAT-ATTEMPTS	(33-33) 100%	(27-28) 96%
ATTENDANCE	117424	94105
Games/Avg Per Game	5/23485	4/23526
Neutral Site Games		0/0

Score by Quarters	1st	2nd	3rd	4th	OT	Total
New Mexico	80	59	74	40	0	253
Opponents	44	88	55	50	0	237

Rushing	gp	att	gain	loss	net	avg	td	lg	avg/g
GIPSON, Teriyon	8	96	596	8	588	6.1	5	79	73.5
JORDAN, Lamar	8	85	570	70	500	5.9	3	70	62.5
PRESSLEY, Jhurell	9	103	495	26	469	4.6	5	33	52.1
McQUARLEY, Richard	8	31	145	0	145	4.7	4	43	18.1
OWENS, Tyrone	8	16	110	0	110	6.9	3	65	13.8
CHESTNUT, Daryl	9	11	113	8	105	9.5	2	64	11.7
JORDAN, Romell	5	14	59	1	58	4.1	0	18	11.6
ANAYA, David	9	12	58	0	58	4.8	1	16	6.4
WIGGINS, Carlos	9	4	47	0	47	11.8	0	24	5.2
GAMBLIN, Dameon	9	8	53	6	47	5.9	0	16	5.2
APODOCA, Austin	8	22	72	38	34	1.5	0	15	4.2
WOODHOUSE, Diquon	7	7	18	6	12	1.7	1	7	1.7
ROGERS, Zack	9	2	10	0	10	5.0	0	8	1.1
HENDERSON, Reno	9	0	0	0	0	0.0	1	0	0.0
TEAM	8	13	0	64	-64	-4.9	0	0	-8.0
Total	9	424	2346	227	2119	5.0	25	79	235.4
Opponents	9	397	2035	282	1753	4.4	13	71	194.8

Passing	gp	effic	comp-att-int	pct	yds	td	lg	avg/g
JORDAN, Lamar	8	129.63	49-90-2	54.4	696	4	86	87.0
APODOCA, Austin	8	91.60	42-84-4	50.0	472	1	44	59.0
ROGERS, Zack	9	0.00	0-1-0	0.0	0	0	0	0.0
ANAYA, David	9	0.00	0-1-0	0.0	0	0	0	0.0
Total	9	110.01	91-176-6	51.7	1168	5	86	129.8
Opponents	9	141.16	145-242-7	59.9	1918	15	93	213.1

Receiving	gp	no.	yds	avg	td	lg	avg/g
GAMBLIN, Dameon	9	29	374	12.9	2	62	41.6
GIPSON, Teriyon	8	12	100	8.3	0	44	12.5
WHITE, Reece	9	11	174	15.8	0	37	19.3
WIGGINS, Carlos	9	10	187	18.7	1	64	20.8
HART-JOHNSON, Dela	9	9	154	17.1	1	86	17.1
DAVIS, Chris	6	5	53	10.6	0	18	8.8
BUNDY, Marquis	9	4	46	11.5	0	20	5.1
JONES, Ridge	9	4	31	7.8	0	21	3.4
JORDAN, Romell	5	3	18	6.0	0	8	3.6
QUARELLS, Matt	5	1	17	17.0	0	17	3.4
ANAYA, David	9	1	11	11.0	1	11	1.2
CHESTNUT, Daryl	9	1	2	2.0	0	2	0.2
REED, Patrick	6	1	1	1.0	0	1	0.2
Total	9	91	1168	12.8	5	86	129.8
Opponents	9	145	1918	13.2	15	93	213.1

Punt Returns	no.	yds	avg	td	lg
WIGGINS, Carlos	7	54	7.7	0	23
DAVIS, Chris	1	0	0.0	0	0
Total	8	54	6.8	0	23
Opponents	15	52	3.5	0	18

Interceptions	no.	yds	avg	td	lg
CROSBY, Lee	2	29	14.5	0	26
BYRD, Markel	2	0	0.0	0	0
JONES, Cranston	1	15	15.0	0	15
COX, Dakota	1	8	8.0	0	8
GREEN, Travis	1	32	32.0	1	32
Total	7	84	12.0	1	32
Opponents	6	71	11.8	0	44

Kick Returns	no.	yds	avg	td	lg
WIGGINS, Carlos	14	413	29.5	1	100
CHESTNUT, Daryl	6	109	18.2	0	30
WHITE, Reece	3	23	7.7	0	9
JONES, Ridge	2	27	13.5	0	16
GREEN, Travis	1	8	8.0	0	8
Total	26	580	22.3	1	100
Opponents	14	324	23.1	0	56

Fumble Returns	no.	yds	avg	td	lg
MARTIN, Nias	1	77	77.0	1	77
CROSBY, Lee	0	0	0.0	1	0
Total	1	77	77.0	2	77
Opponents	0	0	0.0	0	0

Scoring	td	fg	PAT				dxp	saf	pts
			kick	rush	rcv	pass			
SANDERS, Jason	-	3-7	22-22	-	-	-	-	-	31
PRESSLEY, Jhurell	5	-	-	-	-	-	-	-	30
GIPSON, Teriyon	5	-	-	-	-	-	-	-	30
McQUARLEY, Richard	4	-	-	-	-	-	-	-	24
JORDAN, Lamar	3	-	-	1-1	-	-	-	-	20
OWENS, Tyrone	3	-	-	-	-	-	-	-	18
ROGERS, Zack	-	1-2	11-11	-	-	-	-	-	14
CHESTNUT, Daryl	2	-	-	-	-	-	-	-	12
ANAYA, David	2	-	-	-	-	-	-	-	12
WIGGINS, Carlos	2	-	-	-	-	-	-	-	12
GAMBLIN, Dameon	2	-	-	-	-	-	-	-	12
HENDERSON, Reno	1	-	-	-	-	-	-	-	6
WOODHOUSE, Diquon	1	-	-	-	-	-	-	-	6
GREEN, Travis	1	-	-	-	-	-	-	-	6
HART-JOHNSON, Dela	1	-	-	-	-	-	-	-	6
CROSBY, Lee	1	-	-	-	-	-	-	-	6
MARTIN, Nias	1	-	-	-	-	-	-	-	6
TEAM	-	-	-	-	-	-	-	1	2
Total	34	4-9	33-33	1-1	-	-	-	1	253
Opponents	28	14-16	27-28	-	-	-	-	-	237

Total Offense	g	plays	rush	pass	total	avg/g
JORDAN, Lamar	8	175	500	696	1196	149.5
GIPSON, Teriyon	8	96	588	0	588	73.5
APODOCA, Austin	8	106	34	472	506	63.2
PRESSLEY, Jhurell	9	103	469	0	469	52.1
McQUARLEY, Richard	8	31	145	0	145	18.1
OWENS, Tyrone	8	16	110	0	110	13.8
CHESTNUT, Daryl	9	11	105	0	105	11.7
ANAYA, David	9	13	58	0	58	6.4
JORDAN, Romell	5	14	58	0	58	11.6
WIGGINS, Carlos	9	4	47	0	47	5.2
GAMBLIN, Dameon	9	8	47	0	47	5.2
WOODHOUSE, Diquon	7	7	12	0	12	1.7
ROGERS, Zack	9	3	10	0	10	1.1
TEAM	8	13	-64	0	-64	-8.0
Total	9	600	2119	1168	3287	365.2
Opponents	9	639	1753	1918	3671	407.9

Field Goals	fg	pct.	01-19	20-29	30-39	40-49	50-99	lg	blk
SANDERS, Jason	3-7	42.9	0-0	2-3	1-2	0-2	0-0	32	0
ROGERS, Zack	1-2	50.0	0-0	0-1	0-0	1-1	0-0	42	1

Punting	no.	yds	avg	lg	tb	fc	i20	50+	blk
ROGERS, Zack	51	2102	41.2	69	2	19	16	10	0
Total	51	2102	41.2	69	2	19	16	10	0
Opponents	43	1792	41.7	63	1	7	17	12	0

FG Sequence	New Mexico	Opponents
Miss. Valley State	(28)	-
Tulsa	42	(34),(22),(23),(24)
Arizona State	35,(32)	(22),(24)
Wyoming	(22)	-
New Mexico State	29,41	(41),(25),(39)
Nevada	(42)	-
Hawai'i	-	(49),(47),22
San Jose State	28	(43)
Utah State	-	(25),(41),41
Boise State	-	-
Colorado State	-	-
Air Force	-	-

Kickoffs	no.	yds	avg	tb	ob	retn	net	ydln
SANDERS, Jason	47	3016	64.2	33	0			
Total	47	3016	64.2	33	0	23.1	39.7	25
Opponents	50	2951	59.0	21	3	22.3	36.9	28

Numbers in (parentheses) indicate field goal was made.

All Purpose	g	rush	rcv	pr	kr	ir	total	avg/g
WIGGINS, Carlo	9	47	187	54	413	0	701	77.9
GIPSON, Teriyo	8	588	100	0	0	0	688	86.0
JORDAN, Lamar	8	500	0	0	0	0	500	62.5
PRESSLEY, Jhu	9	469	0	0	0	0	469	52.1
GAMBLIN, Dam	9	47	374	0	0	0	421	46.8
CHESTNUT, Da	9	105	2	0	109	0	216	24.0
WHITE, Reece	9	0	174	0	23	0	197	21.9
HART-JOHNSO	9	0	154	0	0	0	154	17.1
McQUARLEY, R	8	145	0	0	0	0	145	18.1
OWENS, Tyrone	8	110	0	0	0	0	110	13.8
JORDAN, Rome	5	58	18	0	0	0	76	15.2
ANAYA, David	9	58	11	0	0	0	69	7.7
JONES, Ridge	9	0	31	0	27	0	58	6.4
DAVIS, Chris	6	0	53	0	0	0	53	8.8
BUNDY, Marqui	9	0	46	0	0	0	46	5.1
GREEN, Travis	9	0	0	0	8	32	40	4.4
APODOCA, Aus	8	34	0	0	0	0	34	4.2
CROSBY, Lee	9	0	0	0	0	29	29	3.2
QUARELLS, Ma	5	0	17	0	0	0	17	3.4
JONES, Cransto	9	0	0	0	0	15	15	1.7
WOODHOUSE,	7	12	0	0	0	0	12	1.7
ROGERS, Zack	9	10	0	0	0	0	10	1.1
COX, Dakota	9	0	0	0	0	8	8	0.9
REED, Patrick	6	0	1	0	0	0	1	0.2
TEAM	8	-64	0	0	0	0	-64	-8.0
Total	9	2119	1168	54	580	84	4005	445.0
Opponents	9	1753	1918	52	324	71	4118	457.6

#	Defensive Leaders	gp	Tackles			tfl/yds	Sacks no-yds	Pass defense			Fumbles		blkd	
			ua	a	tot			int-yds	brup	qbh	rcv-yds	ff	kick	saf
49	COX, Dakota	9	38	29	67	9.5-25	3.5-13	1-8	1	1
2C	CARSON, Kimmie	9	45	9	54	7.0-30	2.5-21	.	.	2
5C	CROSBY, Lee	9	29	16	45	3.0-11	1.0-7	2-29	3	.	1-0	1	.	.
14	HENRY, Daniel	9	26	14	40	3.0-11	1.0-4	.	2	1	1-0	.	.	.
12	SANTOS, Ryan	9	21	17	38	.	.	.	1
2L	LANGFORD, Ryan	9	18	18	36	6.0-20	1.5-12	.	2
58	DANIELS, Mauric	9	22	13	35	10.5-52	5.5-32	.	1	2	.	1	.	.
91	D'AVANZO, Nik	9	23	11	34	6.5-21	0.5-4	.	1	3	1-0	.	.	.
22	BYRD, Markel	8	21	8	29	2.0-13	1.0-10	2-0
54	WHITE, Donnie	9	13	13	26	3.5-23	2.0-17	.	1	2
21	DUNCAN, Donnie	9	22	2	24	1.0-2	.	.	2
3	JONES, Cranston	9	19	4	23	1.0-1	.	1-15	4
19	MARTIN, Nias	9	18	3	21	2.0-4	.	.	1	.	1-77	.	.	.
53	BAKER, Cody	9	10	6	16	0.5-0
28	ROTHSCHILLER, Jake	9	7	8	15	.	.	.	1
92	UDEH, William	9	6	7	13	2.0-7
8	BENNETT, Ricky	7	9	4	13
5T	TIMMONS, Taylor	9	6	5	11	5.0-32	3.5-27
9H	HUGHES, Garrett	8	6	5	11	3.5-14	2.0-11	.	1
4B	BROWN, Isaiah	4	5	1	6	.	.	.	1
98	OKONKWO, Kene	5	2	3	5	1.5-1	.	.	.	1
32	ARREDONDO, Michael	9	2	3	5
25	ANAYA, David	9	3	1	4	1	.	.
15	RUSSO, John	9	1	3	4
29	DONALDSON, Kenya	7	2	2	4	0.5-4
35	MAXWELL, Kenneth	5	4	.	4
46	WALSH, Michael	9	3	.	3	1-0	.	.	.
9	GREEN, Travis	9	3	.	3	.	.	1-32
TM	TEAM	8	2	.	2	2.0-3	1
27	PARKER, Bijon	5	2	.	2
6	PRESSLEY, Jhurell	9	.	2	2	1-0	.	.	.
23	ADEWON, Tayo	9	1	1	2
4	JORDAN, Romell	5	2	.	2
52	MABANY, Sam	4	1	.	1
2	WOODHOUSE, Diquo	7	1	.	1
1Q	QUARELLS, Matt	5	1	.	1
10	APODOCA, Austin	8	1	.	1
82	HART-JOHNSON, Del	9	1	.	1
80	WHITE, Reece	9	1	.	1	2-0	.	.	.
33	HART, Alex	5	1	.	1
95	SANDERS, Jason	9	.	1	1
97	ROMERO, Steven	9	.	1	1
59	LEE, Chris	7	1	1-0	.	.	.
Total		9	398	210	608	70-274	24-158	7-84	22	13	9-77	3	.	1
Opponents		9	387	184	571	45-151	8-55	6-71	21	4	6-0	7	1	.

#75 RENO HENDERSON - LEFT TACKLE

Opponent	Assignment	Technique	Effort	KDs
MVSU	49/49 (100%)	37/49 (76%)	33/49 (67%)	3
TULSA	67/68 (99%)	48/68 (71%)	53/68 (78%)	5
at ASU	77/77 (100%)	55/77 (71%)	60/77 (78%)	8
at WYO	56/57 (98%)	40/57 (70%)	43/57 (75%)	3
NMSU	79/80 (99%)	67/80 (84%)	74/80 (93%)	8
AT UNR	61/62 (98%)	45/62 (73%)	52/62 (84%)	4
HAW	83/84 (99%)	57/84 (68%)	67/84 (80%)	12
at SJSU	55/55 (100%)	38/55 (69%)	46/55 (84%)	2
USU	60/61 (98%)	41/61 (67%)	47/61 (77%)	2
at BSU				
CSU				
AFA				
TOTALS	587/593 (99%)	428/593 (72%)	475/593 (80%)	47

#51 EDEN MAHINA - LEFT GUARD/CENTER

Opponent	Assignment	Technique	Effort	KDs
MVSU	49/49 (100%)	31/49 (63%)	36/49 (73%)	10
TULSA	68/68 (100%)	43/68 (63%)	51/68 (75%)	8
at ASU	74/77 (94%)	47/77 (59%)	57/77 (72%)	7
at WYO	56/57 (98%)	30/57 (53%)	35/57 (61%)	9
NMSU	80/80 (100%)	62/80 (78%)	64/80 (80%)	9
AT UNR	61/62 (98%)	43/62 (69%)	52/62 (84%)	7
HAW	82/84 (96%)	50/84 (59%)	65/84 (76%)	11
at SJSU	53/55 (96%)	30/55 (55%)	44/55 (80%)	6
USU	61/61 (100%)	37/61 (61%)	47/61 (77%)	10
at BSU				
CSU				
AFA				
TOTALS	584/593 (98%)	373/593 (63%)	451/593 (76%)	77

#66 TEVITA FONUA - CENTER

Opponent	Assignment	Technique	Effort	KDs
MVSU	64/65 (98%)	19/65 (29%)	39/65 (60%)	8
TULSA		Did Not Play		
at ASU		Did Not Play		
at WYO		Did Not Play		
NMSU		Did Not Play		
AT UNR		Did Not Play		
HAW		Did Not Play		
at SJSU		Did Not Play		
USU		Did Not Play		
at BSU				
CSU				
AFA				
TOTALS	64/65 (98%)	19/65 (29%)	39/65 (60%)	8

#79 BRYAN OLDENKAMP - LEFT/RIGHT GUARD

Opponent	Assignment	Technique	Effort	KDs
MVSU	35/35 (100%)	18/35 (51%)	28/35 (80%)	1
TULSA	61/61 (100%)	35/61 (57%)	46/61 (75%)	9
at ASU	15/15 (100%)	4/15 (27%)	9/15 (60%)	1
at WYO	55/57 (96%)	27/57 (47%)	45/57 (79%)	5
NMSU	79/80 (99%)	49/80 (61%)	66/80 (83%)	11
AT UNR	55/55 (100%)	24/55 (44%)	40/55 (73%)	7
HAW	82/84 (96%)	50/84 (59%)	65/84 (76%)	15
at SJSU	50/50 (100%)	33/50 (66%)	41/50 (82%)	4
USU	40/40 (100%)	29/40 (73%)	31/40 (78%)	2
at BSU				
CSU				
AFA				
TOTALS	472/477 (99%)	269/477 (56%)	371/477 (78%)	51

#55 AARON JENKINS - RIGHT TACKLE/GUARD

Opponent	Assignment	Technique	Effort	KDs
MVSU	49/49 (100%)	40/49 (80%)	37/49 (76%)	11
TULSA	65/68 (96%)	21/68 (31%)	36/68 (53%)	7
at ASU	75/77 (97%)	36/77 (47%)	45/77 (58%)	5
at WYO	55/57 (96%)	35/57 (61%)	41/57 (72%)	11
NMSU	78/80 (98%)	45/80 (56%)	65/80 (81%)	20
AT UNR	61/62 (98%)	33/62 (53%)	52/62 (84%)	7
HAW	82/84 (98%)	49/84 (58%)	68/84 (81%)	9
at SJSU	55/55 (100%)	27/55 (49%)	41/55 (75%)	10
USU	60/61 (98%)	29/61 (48%)	51/61 (84%)	14
at BSU				
CSU				
AFA				
TOTALS	580/593 (98%)	315/593 (53%)	436/593 (74%)	94

#62 GARRETT ADCKOCK - RIGHT TACKLE

Opponent	Assignment	Technique	Effort	KDs
MVSU	21/21 (100%)	17/21 (81%)	18/21 (86%)	7
TULSA	23/25 (92%)	12/25 (48%)	18/25 (72%)	1
at ASU		Did Not Play		
at WYO		Did Not Play		
NMSU		Did Not Play		
AT UNR		Did Not Play		
HAW		Did Not Play		
at SJSU		Did Not Play		
USU		Did Not Play		
at BSU				
CSU				
AFA				
TOTALS	44/46 (96%)	29/46 (63%)	36/46 (78%)	8

#50 CHRIS LEWIS - LEFT GUARD

Opponent	Assignment	Technique	Effort	KDs
MVSU	21/24 (88%)	10/24 (42%)	18/24 (75%)	2
TULSA	4/4 (100%)	3/4 (75%)	3/4 (75%)	0
at ASU	61/62 (98%)	27/62 (44%)	43/62 (69%)	5
at WYO		Did Not Play		
NMSU		Did Not Play		
AT UNR	7/7 (100%)	3/7 (43%)	4/7 (57%)	0
HAW		Did Not Play		
at SJSU	5/5 (100%)	2/5 (40%)	5/5 (100%)	0
USU	18/20 (90%)	9/20 (45%)	12/20 (60%)	2
at BSU				
CSU				
AFA				
TOTALS	116/122 (95%)	54/122 (44%)	85/122 (70%)	9

#64 JACK LAMM - GUARD

Opponent	Assignment	Technique	Effort	KDs
MVSU	8/8 (100%)	4/8 (50%)	8/8 (100%)	1
TULSA		Did Not Play		
at ASU		Did Not Play		
at WYO		Did Not Play		
NMSU		Did Not Play		
AT UNR		Did Not Play		
HAW		Did Not Play		
at SJSU		Did Not Play		
USU		Did Not Play		
at BSU				
CSU				
AFA				
TOTALS	8/8 (100%)	4/8 (50%)	8/8 (100%)	1

#65 JACK ZILTZ - RIGHT GUARD/TACKLE

Opponent	Assignment	Technique	Effort	KDs
MVSU	19/24 (79%)	10/24 (42%)	18/24 (75%)	5
TULSA		Did Not Play		
at ASU	5/5 (100%)	3/5 (60%)	4/5 (80%)	0
at WYO		Did Not Play		
NMSU		Did Not Play		
AT UNR		Did Not Play		
HAW		Did Not Play		
at SJSU		Did Not Play		
USU		Did Not Play		
at BSU				
CSU				
AFA				
TOTALS	24/29 (83%)	13/29 (45%)	22/29 (76%)	5

#76 DILLON ROMINE - RIGHT TACKLE

Opponent	Assignment	Technique	Effort	KDs
MVSU	7/7 (100%)	5/7 (71%)	7/7 (100%)	1
TULSA	43/43 (100%)	28/43 (65%)	37/43 (86%)	2
at ASU	72/72 (100%)	36/72 (50%)	45/72 (63%)	12
at WYO	56/57 (98%)	33/57 (58%)	46/57 (81%)	2
NMSU	79/80 (99%)	60/80 (75%)	63/80 (79%)	11
AT UNR	61/62 (98%)	34/62 (55%)	40/62 (64%)	5
HAW	82/84 (98%)	60/84 (71%)	72/84 (86%)	9
at SJSU	55/55 (100%)	34/55 (62%)	44/55 (80%)	4
USU	60/61 (98%)	29/61 (48%)	51/61 (84%)	7
at BSU				
CSU				
AFA				
TOTALS	515/521 (99%)	319/521 (61%)	395/521 (76%)	49

#67 ANDREW AQUA - LEFT TACKLE

Opponent	Assignment	Technique	Effort	KDs
MVSU	15/17 (88%)	9/17 (53%)	11/17 (65%)	3
TULSA		Did Not Play		
at ASU		Did Not Play		
at WYO		Did Not Play		
NMSU		Did Not Play		
AT UNR		Did Not Play		
HAW		Did Not Play		
at SJSU		Did Not Play		
USU		Did Not Play		
at BSU				
CSU				
AFA				
TOTALS	15/17 (88%)	9/17 (53%)	11/17 (65%)	3

#61 DARIAN ALLEN - LEFT GUARD

Opponent	Assignment	Technique	Effort	KDs
MVSU	16/17 (94%)	10/17 (59%)	13/17 (76%)	2
TULSA	3/3 (100%)	0/3 (0%)	0/3 (0%)	0
at ASU		Did Not Play		
at WYO		Did Not Play		
NMSU		Did Not Play		
AT UNR		Did Not Play		
HAW		Did Not Play		
at SJSU		Did Not Play		
USU		Did Not Play		
at BSU				
CSU				
AFA				
TOTALS	19/20 (95%)	10/20 (50%)	13/20 (65%)	2

SEASON

CAREER

Rushing	gp	att	gain	loss	net	avg	td	lg	avg/g	gp	att	gain	loss	net	avg	td	lg	avg/g
GIPSON, Teriyon	8	96	596	8	588	6.1	5	79	73.5	29	284	1661	44	1617	5.7	18	79	55.8
JORDAN, Lamar	8	85	570	70	500	5.9	3	70	62.5	19	205	1298	186	1112	5.4	6	70	58.5
PRESSLEY, Jhurell	9	103	495	26	469	4.6	5	33	52.1	46	350	2368	81	2287	6.5	29	80	49.7
McQUARLEY, Richard	8	31	145	0	145	4.7	4	43	18.1	8	31	145	0	145	4.7	4	43	18.1
OWENS, Tyrone	8	16	110	0	110	6.9	3	65	13.8	8	16	110	0	110	6.9	3	65	13.8
CHESTNUT, Daryl	9	11	113	8	105	9.5	2	64	11.7	9	11	113	8	105	9.5	2	64	11.7
JORDAN, Romell	5	14	59	1	58	4.1	0	18	11.6	14	48	284	3	281	5.9	3	72	20.1
ANAYA, David	9	12	58	0	58	4.8	1	16	6.4	46	62	369	16	353	5.7	2	51	7.7
WIGGINS, Carlos	9	4	47	0	47	11.8	0	24	5.2	42	44	510	14	496	11.3	4	35	11.8
GAMBLIN, Dameon	9	8	53	6	47	5.9	0	16	5.2	32	10	83	6	77	7.7	0	19	2.4
APODOCA, Austin	8	22	72	38	34	1.5	0	15	4.2	8	22	72	38	34	1.5	0	15	4.2
WOODHOUSE, Diquon	7	7	18	6	12	1.7	1	7	1.7	7	7	18	6	12	1.7	1	7	1.7
ROGERS, Zack	9	2	10	0	10	5.0	0	8	1.1	21	2	10	0	10	5.0	0	8	0.5
HENDERSON, Reno	9	0	0	0	0	0.0	1	0	0.0	21	0	0	0	0	0.0	1	0	0.0
TEAM	8	13	0	64	-64	-4.9	0	0	-8.0									
Total	9	424	2346	227	2119	5.0	25	79	235.4									
Opponents	9	397	2035	282	1753	4.4	13	71	194.8									

Passing	gp	effic	comp-att-int	pct	yds	td	lg	avg/g	gp	effic	comp-att-int	pct	yds	td	lg	avg/g
JORDAN, Lamar	8	129.63	49-90-2	54.4	696	4	86	87.0	19	129.03	108-202-7	53.5	1591	10	86	83.7
APODOCA, Austin	8	91.60	42-84-4	50.0	472	1	44	59.0	8	91.60	42-84-4	50.0	472	1	44	59.0
ROGERS, Zack	9	0.00	0-1-0	0.0	0	0	0	0.0	21	0.00	0-1-0	0.0	0	0	0	0.0
ANAYA, David	9	0.00	0-1-0	0.0	0	0	0	0.0	46	193.73	1-3-0	33.3	18	1	18	0.4
Total	9	110.01	91-176-6	51.7	1168	5	86	129.8								
Opponents	9	141.16	145-242-7	59.9	1918	15	93	213.1								

Receiving	gp	no.	yds	avg	td	lg	avg/g	gp	no.	yds	avg	td	lg	avg/g
GAMBLIN, Dameon	9	29	374	12.9	2	62	41.6	32	33	406	12.3	2	62	12.7
GIPSON, Teriyon	8	12	100	8.3	0	44	12.5	29	28	222	7.9	1	44	7.7
WHITE, Reece	9	11	174	15.8	0	37	19.3	38	23	398	17.3	2	50	10.5
WIGGINS, Carlos	9	10	187	18.7	1	64	20.8	42	34	514	15.1	4	64	12.2
HART-JOHNSON, Dela	9	9	154	17.1	1	86	17.1	9	9	154	17.1	1	86	17.1
DAVIS, Chris	6	5	53	10.6	0	18	8.8	16	5	53	10.6	0	18	3.3
BUNDY, Marquis	9	4	46	11.5	0	20	5.1	46	28	331	11.8	2	39	7.2
JONES, Ridge	9	4	31	7.8	0	21	3.4	32	9	64	7.1	0	21	2.0
JORDAN, Romell	5	3	18	6.0	0	8	3.6	14	4	40	10.0	0	22	2.9
QUARELLS, Matt	5	1	17	17.0	0	17	3.4	5	1	17	17.0	0	17	3.4
ANAYA, David	9	1	11	11.0	1	11	1.2	46	9	181	20.1	2	41	3.9
CHESTNUT, Daryl	9	1	2	2.0	0	2	0.2	9	1	2	2.0	0	2	0.2
REED, Patrick	6	1	1	1.0	0	1	0.2	6	1	1	1.0	0	1	0.2
Total	9	91	1168	12.8	5	86	129.8							
Opponents	9	145	1918	13.2	15	93	213.1							

Total Offense	g	plays	rush	pass	total	avg/g	g	plays	rush	pass	total	avg/g
JORDAN, Lamar	8	175	500	696	1196	149.5	19	407	1112	1591	2703	142.3
GIPSON, Teriyon	8	96	588	0	588	73.5	29	284	1617	0	1617	55.8
APODOCA, Austin	8	106	34	472	506	63.2	8	106	34	472	506	63.2
PRESSLEY, Jhurell	9	103	469	0	469	52.1	46	350	2287	0	2287	49.7
McQUARLEY, Richard	8	31	145	0	145	18.1	8	31	145	0	145	18.1
OWENS, Tyrone	8	16	110	0	110	13.8	8	16	110	0	110	13.8
CHESTNUT, Daryl	9	11	105	0	105	11.7	9	11	105	0	105	11.7
JORDAN, Romell	5	14	58	0	58	11.6	14	48	281	0	281	20.1
ANAYA, David	9	13	58	0	58	6.4	46	65	353	18	371	8.1
WIGGINS, Carlos	9	4	47	0	47	5.2	42	44	496	0	496	11.8
GAMBLIN, Dameon	9	8	47	0	47	5.2	32	10	77	0	77	2.4
WOODHOUSE, Diquon	7	7	12	0	12	1.7	7	7	12	0	12	1.7
ROGERS, Zack	9	3	10	0	10	1.1	21	3	10	0	10	0.5
TEAM	8	13	-64	0	-64	-8.0						
Total	9	600	2119	1168	3287	365.2						
Opponents	9	639	1753	1918	3671	407.9						

SEASON

CAREER

Scoring	SEASON		PAT						CAREER		PAT							
	td	fg	kick	rush	rcv	pass	dxp	saf	pts	td	fg	kick	rush	rcv	pass	dxp	saf	pts
SANDERS, Jason	-	3-7	22-22	-	-	-	-	-	31	-	3-7	22-22	-	-	-	-	-	31
GIPSON, Teriyon	5	-	-	-	-	-	-	-	30	19	-	-	-	-	-	-	-	114
PRESSLEY, Jhurell	5	-	-	-	-	-	-	-	30	30	-	-	1-1	-	-	-	-	182
McQUARLEY, Richard	4	-	-	-	-	-	-	-	24	4	-	-	-	-	-	-	-	24
JORDAN, Lamar	3	-	-	1-1	-	-	-	-	20	6	-	-	1-1	-	-	-	-	38
OWENS, Tyrone	3	-	-	-	-	-	-	-	18	3	-	-	-	-	-	-	-	18
ROGERS, Zack	-	1-2	11-11	-	-	-	-	-	14	-	6-10	54-55	-	-	-	-	-	72
ANAYA, David	2	-	-	-	-	-	-	-	12	4	-	-	-	-	-	-	-	24
WIGGINS, Carlos	2	-	-	-	-	-	-	-	12	13	-	-	0-1	-	-	-	-	78
GAMBLIN, Dameon	2	-	-	-	-	-	-	-	12	2	-	-	-	-	-	-	-	12
CHESTNUT, Daryl	2	-	-	-	-	-	-	-	12	2	-	-	-	-	-	-	-	12
HENDERSON, Reno	1	-	-	-	-	-	-	-	6	1	-	-	-	-	-	-	-	6
MARTIN, Nias	1	-	-	-	-	-	-	-	6	1	-	-	-	-	-	-	-	6
WOODHOUSE, Diquon	1	-	-	-	-	-	-	-	6	1	-	-	-	-	-	-	-	6
HART-JOHNSON, Dela	1	-	-	-	-	-	-	-	6	1	-	-	-	-	-	-	-	6
CROSBY, Lee	1	-	-	-	-	-	-	-	6	1	-	-	-	-	-	-	-	6
GREEN, Travis	1	-	-	-	-	-	-	-	6	1	-	-	-	-	-	-	-	6
TEAM	-	-	-	-	-	-	-	1	2	-	-	-	-	-	-	-	-	-
Total	34	4-9	33-33	1-1	-	-	-	1	253									
Opponents	28	14-16	27-28	-	-	-	-	-	237									

Punt Returns						CAREER					
no.	yds	avg	td	lg		no.	yds	avg	td	lg	
WIGGINS, Carlos	7	54	7.7	0	23	7	54	7.7	0	23	
DAVIS, Chris	1	0	0.0	0	0	8	35	4.4	0	13	
Total	8	54	6.8	0	23						
Opponents	15	52	3.5	0	18						

Kick Returns						CAREER					
no.	yds	avg	td	lg		no.	yds	avg	td	lg	
WIGGINS, Carlos	14	413	29.5	1	100	79	2231	28.2	5	100	
CHESTNUT, Daryl	6	109	18.2	0	30	6	109	18.2	0	30	
WHITE, Reece	3	23	7.7	0	9	6	64	10.7	0	18	
JONES, Ridge	2	27	13.5	0	16	16	389	24.3	1	100	
GREEN, Travis	1	8	8.0	0	8	1	8	8.0	0	8	
Total	26	580	22.3	1	100						
Opponents	14	324	23.1	0	56						

Interceptions						CAREER					
no.	yds	avg	td	lg		no.	yds	avg	td	lg	
CROSBY, Lee	2	29	14.5	0	26	2	29	14.5	0	26	
BYRD, Markel	2	0	0.0	0	0	3	21	7.0	0	21	
JONES, Cranston	1	15	15.0	0	15	5	76	15.2	2	39	
COX, Dakota	1	8	8.0	0	8	2	24	12.0	0	16	
GREEN, Travis	1	32	32.0	1	32	1	32	32.0	1	32	
Total	7	84	12.0	1	32						
Opponents	6	71	11.8	0	44						

Fumble Returns						CAREER					
no.	yds	avg	td	lg		no.	yds	avg	td	lg	
MARTIN, Nias	1	77	77.0	1	77	1	77	77.0	1	77	
CROSBY, Lee	0	0	0.0	1	0	0	0	0.0	1	0	
Total	1	77	77.0	2	77						
Opponents	0	0	0.0	0	0						

SEASON

CAREER

All Purpose	g	rush	rcv	pr	kr	ir	total	avg/g	g	rush	rcv	pr	kr	ir	total	avg/g
WIGGINS, Carlo	9	47	187	54	413	0	701	77.9	42	496	514	54	2231	0	3295	78.5
GIPSON, Teriyon	8	588	100	0	0	0	688	86.0	29	1617	222	0	40	0	1879	64.8
JORDAN, Lamar	8	500	0	0	0	0	500	62.5	19	1112	0	0	0	0	1112	58.5
PRESSLEY, Jhur	9	469	0	0	0	0	469	52.1	46	2287	200	0	0	0	2487	54.1
GAMBLIN, Dame	9	47	374	0	0	0	421	46.8	32	77	406	59	0	0	542	16.9
CHESTNUT, Dar	9	105	2	0	109	0	216	24.0	9	105	2	0	109	0	216	24.0
WHITE, Reece	9	0	174	0	23	0	197	21.9	38	0	398	0	64	0	462	12.2
HART-JOHNSTO	9	0	154	0	0	0	154	17.1	9	0	154	0	0	0	154	17.1
McQUARLEY, Ri	8	145	0	0	0	0	145	18.1	8	145	0	0	0	0	145	18.1
OWENS, Tyrone	8	110	0	0	0	0	110	13.8	8	110	0	0	0	0	110	13.8
JORDAN, Romell	5	58	18	0	0	0	76	15.2	14	281	40	0	0	0	321	22.9
ANAYA, David	9	58	11	0	0	0	69	7.7	46	353	181	0	475	0	1009	21.9
JONES, Ridge	9	0	31	0	27	0	58	6.4	32	114	64	0	389	0	567	17.7
DAVIS, Chris	6	0	53	0	0	0	53	8.8	16	0	53	35	0	0	88	5.5
BUNDY, Marquis	9	0	46	0	0	0	46	5.1	46	6	331	0	0	0	337	7.3
GREEN, Travis	9	0	0	0	8	32	40	4.4	9	0	0	0	8	32	40	4.4
APODOCA, Austi	8	34	0	0	0	0	34	4.2	8	34	0	0	0	0	34	4.2
CROSBY, Lee	9	0	0	0	29	29	29	3.2	9	0	0	0	0	29	29	3.2
QUARELLS, Mat	5	0	17	0	0	0	17	3.4	5	0	17	0	0	0	17	3.4
JONES, Cransto	9	0	0	0	0	15	15	1.7	45	0	0	0	0	76	76	1.7
WOODHOUSE,	7	12	0	0	0	0	12	1.7	7	12	0	0	0	0	12	1.7
ROGERS, Zack	9	10	0	0	0	0	10	1.1	21	10	0	0	0	0	10	0.5
COX, Dakota	9	0	0	0	0	8	8	0.9	30	0	0	0	0	24	24	0.8
REED, Patrick	6	0	1	0	0	0	1	0.2	6	0	1	0	0	0	1	0.2
TEAM	8	-64	0	0	0	0	-64	-8.0								
Total	9	2119	1168	54	580	84	4005	445.0								
Opponents	9	1753	1918	52	324	71	4118	457.6								

Field Goals	att	good	long	blkd	att	good	long	blkd
SANDERS, Jason	7	3	32	0	7	3	32	0
ROGERS, Zack	2	1	42	1	10	6	44	3
Total	9	4	42	1				
Opponents	16	14	49	0				

Punting	no.	yds	avg	lg	blk	no.	yds	avg	lg	blk
ROGERS, Zack	51	2102	41.2	69	0	107	4486	41.9	69	1
Total	51	2102	41.2	69	0					
Opponents	43	1792	41.7	63	0					

Kickoffs	no.	yds	avg	tb	ob	no.	yds	avg	tb	ob
SANDERS, Jason	47	3016	64.2	33	0	109	6867	63.0	70	1
Total	47	3016	64.2	33	0					
Opponents	50	2951	59.0	21	3					

##	Defensive Leaders	SEASON										CAREER										
		gp	ua	a	total	tfl	sack	int	pbu	fr	ff	blk	gp	ua	a	total	tfl	sack	int	pbu	fr	ff
49	COX, Dakota	9	38	29	67	9.5	3.5	1	1	.	.	30	127	155	282	12.5	3.5	2	4	1	.	.
2C	CARSON, Kimmie	9	45	9	54	7.0	2.5	21	72	44	116	12.0	3.5	.	3	1	1	.
5C	CROSBY, Lee	9	29	16	45	3.0	1.0	2	3	1	1	9	29	16	45	3.0	1.0	2	3	1	1	.
14	HENRY, Daniel	9	26	14	40	3.0	1.0	.	2	1	.	11	29	23	52	3.0	1.0	.	2	1	.	.
12	SANTOS, Ryan	9	21	17	38	0.0	.	.	1	.	.	31	53	44	97	2.0	.	.	1	.	1	.
2L	LANGFORD, Ryan	9	18	18	36	6.0	1.5	.	2	.	.	20	47	51	98	8.0	1.5	.	2	.	.	.
58	DANIELS, Mauric	9	22	13	35	10.5	5.5	.	1	.	1	9	22	13	35	10.5	5.5	.	1	.	1	.
91	D'AVANZO, Nik	9	23	11	34	6.5	0.5	.	1	1	.	32	57	60	117	16.5	6.0	.	1	3	1	1
22	BYRD, Markel	8	21	8	29	2.0	1.0	2	.	.	.	20	52	27	79	2.0	1.0	3	2	.	1	.
54	WHITE, Donnie	9	13	13	26	3.5	2.0	.	1	.	.	30	28	34	62	6.0	3.0	.	3	.	1	.
21	DUNCAN, Donnie	9	22	2	24	1.0	.	.	2	.	.	41	42	10	52	1.0	.	.	1	3	1	1
3	JONES, Cranston	9	19	4	23	1.0	.	1	4	.	.	45	70	35	105	5.0	.	5	15	1	.	.
19	MARTIN, Nias	9	18	3	21	2.0	.	.	1	1	.	9	18	3	21	2.0	.	.	1	1	.	.
53	BAKER, Cody	9	10	6	16	0.5	9	10	6	16	0.5
28	ROTHSCHILLER, Jake	9	7	8	15	0.0	.	.	1	.	.	9	7	8	15	0.0	.	.	1	.	.	.
92	UDEH, William	9	6	7	13	2.0	29	19	19	38	4.5	1.5	.	1	.	.	.
8	BENNETT, Ricky	7	9	4	13	0.0	18	21	20	41	0.0
5T	TIMMONS, Taylor	9	6	5	11	5.0	3.5	9	6	5	11	5.0	3.5
9H	HUGHES, Garrett	8	6	5	11	3.5	2.0	.	1	.	.	19	8	7	15	3.5	2.0	.	2	.	1	.
4B	BROWN, Isaiah	4	5	1	6	0.0	.	.	1	.	.	19	10	7	17	0.5	.	1	3	1	.	.
32	ARREDONDO, Michael	9	2	3	5	0.0	37	9	9	18	0.5	.	.	.	1	.	.
98	OKONKWO, Kene	5	2	3	5	1.5	12	5	3	8	2.5	1.0
35	MAXWELL, Kenneth	5	4	.	4	0.0	5	4	.	4	0.0
25	ANAYA, David	9	3	1	4	0.0	.	.	.	1	.	46	8	7	15	0.0	2	.
15	RUSSO, John	9	1	3	4	0.0	25	3	5	8	0.0
29	DONALDSON, Kenya	7	2	2	4	0.5	10	2	2	4	0.5
9	GREEN, Travis	9	3	.	3	0.0	.	1	.	.	.	9	3	.	3	0.0	.	1
46	WALSH, Michael	9	3	.	3	0.0	.	.	.	1	.	10	3	.	3	0.0	.	.	.	1	.	.
6	PRESSLEY, Jhurell	9	.	2	2	0.0	.	.	.	1	.	46	6	8	14	0.0	.	.	.	1	1	.
27	PARKER, Bijon	5	2	.	2	0.0	5	2	.	2	0.0
4	JORDAN, Romell	5	2	.	2	0.0	14	2	1	3	0.0
23	ADEWON, Tayo	9	1	1	2	0.0	14	1	1	2	0.0
	TM TEAM	8	2	.	2	2.0											
33	HART, Alex	5	1	.	1	0.0	5	1	.	1	0.0
95	SANDERS, Jason	9	.	1	1	0.0	21	1	4	5	0.0
82	HART-JOHNSON, Dela	9	1	.	1	0.0	9	1	.	1	0.0
2W	WOODHOUSE, Diquon	7	1	.	1	0.0	7	1	.	1	0.0
97	ROMERO, Steven	9	.	1	1	0.0	32	.	3	3	0.0
52	MABANY, Sam	4	1	.	1	0.0	5	1	.	1	0.0
1Q	QUARELLS, Matt	5	1	.	1	0.0	5	1	.	1	0.0
10	APODOCA, Austin	8	1	.	1	0.0	8	1	.	1	0.0
80	WHITE, Reece	9	1	.	1	0.0	.	.	.	2	.	38	2	.	2	0.0	.	.	.	2	.	.
59	LEE, Chris	7	.	.	.	0.0	.	.	.	1	.	16	2	1	3	1.0	1.0	.	.	1	.	.
	Total	9	398	210	608	70	24	7	22	9	3											
	Opponents	9	387	184	571	45	8	6	21	6	7	1										

TEAM STATISTICS

Date	Opponent	Rushing				Receiving				Passing				Kick Returns			Punt Returns				tot off			
		no.	yds	td	lg	no.	yds	td	lg	cmp	att	int	yds	td	lg	no.	yds	td	lg	no.		yds	td	lg
Sep 05	MISS. VALLEY STATE	52	339	8	64	12	172	0	26	12	19	0	172	0	26	1	32	0	32	3	17	0	13	511
Sep 12	TULSA	47	224	2	26	11	166	1	62	11	21	1	166	1	62	5	110	0	37	0	0	0	0	390
Sep 18	at Arizona State	47	184	1	65	12	111	0	36	12	29	1	111	0	36	3	48	0	20	1	7	0	7	295
Sep 26	at Wyoming	47	302	4	56	5	107	1	64	5	8	0	107	1	64	2	45	0	30	0	0	0	0	409
Oct 03	NEW MEXICO STATE	61	401	4	70	5	45	0	12	5	17	1	45	0	12	4	78	0	34	1	0	0	0	446
Oct 10	at Nevada	37	135	1	38	19	138	0	13	19	24	1	138	0	13	2	25	0	20	0	0	0	0	273
Oct 17	HAWAII	53	197	1	33	15	195	2	37	15	26	0	195	2	37	3	114	1	100	0	0	0	0	392
Oct 24	at San Jose State	32	205	3	79	8	130	0	44	8	20	1	130	0	44	3	66	0	40	1	23	0	23	335
Nov 07	UTAH STATE	48	132	1	17	4	104	1	86	4	12	1	104	1	86	3	62	0	23	2	7	0	5	236
Opponents		424	2119	25	79	91	1168	5	86	91	176	6	1168	5	86	26	580	1	100	8	54	0	23	3287
Opponents		397	1753	13	71	145	1918	15	93	145	242	7	1918	15	93	14	324	0	56	15	52	0	18	3671

Games: 9 • Avg/rush: 5.0 • Avg/catch: 12.8 • Pass effic: 110.01 • KR avg: 22.3 • PR avg: 6.8 • All purpose avg/game: 445.0 • Total offense avg/gm: 365.2

Date	Opponent	Tackles				Sacks no-yds	Fumble		Pass Defense			blkd kick	PAT Attempts			off				
		ua	a	total	tfl-yds		ff	fr-yds	int-yds	qbh	brup		kick	rush	rcv	saf	t/o	pts		
Sep 05	MISS. VALLEY STATE	37	26	63	13.0-71	6.0-45	1	2-0	1	32	3	1	0	9-9	0	0	0	0	17	66
Sep 12	TULSA	55	28	83	5.0-24	2.0-19	0	1-0	0	0	1	4	0	3-3	0	0	0	0	0	21
Sep 18	at Arizona State	28	24	52	5.0-18	1.0-11	0	1-0	0	0	3	3	0	1-1	0	0	0	0	3	10
Sep 26	at Wyoming	44	12	56	10.0-39	3.0-22	0	0-0	2	8	0	3	0	5-5	0	0	0	0	3	38
Oct 03	NEW MEXICO STATE	42	12	54	10.0-43	7.0-38	1	1-0	2	15	3	3	0	4-4	1	0	1	7	38	
Oct 10	at Nevada	59	14	73	8.0-18	0.0-0	0	2-77	0	0	0	0	0	2-2	0	0	0	10	17	
Oct 17	HAWAII	40	34	74	4.0-12	1.0-7	0	0-0	2	29	2	3	0	4-4	0	0	0	7	28	
Oct 24	at San Jose State	53	36	89	10.0-24	3.0-8	0	0-0	0	0	0	2	0	3-3	0	0	0	0	21	
Nov 07	UTAH STATE	40	24	64	5.0-25	1.0-8	1	2-0	0	0	1	3	0	2-2	0	0	0	7	14	
Opponents		398	210	608	70.0-274	24.0-158	3	9-77	7	84	13	22	0	33-33	1	0	1	54	253	
Opponents		387	184	571	45.0-151	8.0-55	7	6-0	6	71	4	21	1	27-28	0	0	0	43	237	

Date	Opponent	Punting									Field Goals			Kickoffs				
		no.	yds	avg	long	blkd	tb	fc	50+	i20	md-att	long	blkd	no.	yds	avg	tb	ob
Sep 05	MISS. VALLEY STATE	1	42	42.0	42	0	0	0	0	0	1	28	0	11	715	65.0	5	0
Sep 12	TULSA	6	266	44.3	50	0	0	4	1	1	0	0	0	4	260	65.0	4	0
Sep 18	at Arizona State	9	382	42.4	61	0	1	3	2	2	1	32	0	3	195	65.0	2	0
Sep 26	at Wyoming	5	198	39.6	58	0	0	2	1	2	1	22	0	7	440	62.9	7	0
Oct 03	NEW MEXICO STATE	6	252	42.0	69	0	1	1	1	3	0	0	0	6	388	64.7	5	0
Oct 10	at Nevada	7	291	41.6	56	0	0	5	1	2	1	42	0	4	260	65.0	3	0
Oct 17	HAWAII	4	156	39.0	51	0	0	0	1	2	0	0	0	5	308	61.6	4	0
Oct 24	at San Jose State	4	149	37.2	50	0	0	2	1	2	0	0	1	4	259	64.8	1	0
Nov 07	UTAH STATE	9	366	40.7	53	0	0	2	2	2	0	0	0	3	191	63.7	2	0
Opponents		51	2102	41.2	69	0	2	19	10	16	4	42	1	47	3016	64.2	33	0
Opponents		43	1792	41.7	63	0	1	7	12	17	14	49	0	50	2951	59.0	21	3

OPPONENT STATISTICS

Date	Opponent	Rushing				Receiving				Passing				Kick Returns			Punt Returns				tot off			
		no.	yds	td	lg	no.	yds	td	lg	cmp	att	int	yds	td	lg	no.	yds	td	lg	no.		yds	td	lg
Sep 05	MISS. VALLEY STATE	40	26	0	27	6	48	0	14	6	16	1	48	0	14	6	122	0	29	0	0	0	0	74
Sep 12	TULSA	59	279	2	22	16	321	2	69	16	30	0	321	2	69	0	0	0	0	1	0	0	0	600
Sep 18	at Arizona State	30	132	1	33	22	317	3	93	22	37	0	317	3	93	1	34	0	34	2	2	0	4	449
Sep 26	at Wyoming	30	42	0	17	30	366	4	37	30	42	2	366	4	37	0	0	0	0	1	9	0	9	408
Oct 03	NEW MEXICO STATE	39	308	3	67	12	108	0	40	12	28	2	108	0	40	1	18	0	18	1	7	0	7	416
Oct 10	at Nevada	54	351	3	50	16	166	2	27	16	19	0	166	2	27	1	25	0	25	2	1	0	1	517
Oct 17	HAWAII	51	220	2	20	13	195	1	46	13	25	2	195	1	46	1	19	0	19	2	10	0	10	415
Oct 24	at San Jose State	57	317	2	71	16	181	2	35	16	20	0	181	2	35	3	50	0	22	1	7	0	7	498
Nov 07	UTAH STATE	37	78	0	18	14	216	1	63	14	25	0	216	1	63	1	56	0	56	5	16	0	18	294
New Mexico		397	1753	13	71	145	1918	15	93	145	242	7	1918	15	93	14	324	0	56	15	52	0	18	3671
New Mexico		424	2119	25	79	91	1168	5	86	91	176	6	1168	5	86	26	580	1	100	8	54	0	23	3287

Games: 9 • Avg/rush: 4.4 • Avg/catch: 13.2 • Pass effic: 141.16 • KR avg: 23.1 • PR avg: 3.5 • All purpose avg/game: 457.6 • Total offense avg/gm: 407.9

Date	Opponent	Tackles				Sacks no-yds	Fumble		Pass Defense			blkd kick	PAT Attempts			off								
		ua	a	total	tfl-yds		ff	fr-yds	int-yds	qbh	brup		kick	rush	rcv	saf	t/o	pts						
Sep 05	MISS. VALLEY STATE	40	30	70	3.0-5	0.0-0	0	0-0	0-0	0	4	0	0-0	0	0	0	0	0	0	0	0	0	0	0
Sep 12	TULSA	48	16	64	8.0-29	1.0-5	1	1-0	1-14	0	1	0	4-4	0	0	0	0	10	40	0	0	0	0	40
Sep 18	at Arizona State	56	12	68	7.0-26	2.0-10	0	0-0	1-0	0	4	0	4-4	0	0	0	0	0	34	0	0	0	0	34
Sep 26	at Wyoming	40	12	52	3.0-9	0.0-0	0	0-0	0-0	0	1	0	4-4	0	0	0	0	0	28	0	0	0	0	28
Oct 03	NEW MEXICO STATE	46	24	70	4.0-10	0.0-0	1	1-0	1-0	1	1	0	2-3	0	0	0	0	6	29	0	0	0	0	29
Oct 10	at Nevada	45	24	69	4.0-10	0.0-0	1	1-0	1-2	0	2	0	5-5	0	0	0	0	7	35	0	0	0	0	35
Oct 17	HAWAII	42	30	72	7.0-33	3.0-24	2	2-0	0-0	1	3	0	3-3	0	0	0	0	10	27	0	0	0	0	27
Oct 24	at San Jose State	29	20	49	2.0-3	0.0-0	0	1-0	1-11	2	4	1	4-4	0	0	0	0	7	31	0	0	0	0	31
Nov 07	UTAH STATE	41	16	57	7.0-26	2.0-16	2	0-0	1-44	0	1	0	1-1	0	0	0	0	3	13	0	0	0	0	13
New Mexico		387	184	571	45.0-151	8.0-55	7	6-0	6-71	4	21	1	27-28	0	0	0	0	43	237	0	0	0	0	237
New Mexico		398	210	608	70.0-274	24.0-158	3	9-77	7-84	13	22	0	33-33	1	0	1	54	253	0	0	0	0	0	253

Date	Opponent	Punting										Field Goals			Kickoffs				
		no.	yds	avg	long	blkd	tb	fc	50+	i20	md-att	long	blkd	no.	yds	avg	tb	ob	
Sep 05	MISS. VALLEY STATE	9	316	35.1	44	0	0	2	0	0	0-0	0	0	1	56	56.0	0	0	
Sep 12	TULSA	3	112	37.3	55	0	0	1	1	2	4-4	34	0	9	570	63.3	4	0	
Sep 18	at Arizona State	6	274	45.7	52	0	0	1	3	2	2-2	24	0	7	427	61.0	4	0	
Sep 26	at Wyoming	5	207	41.4	55	0	0	0	2	2	0-0	0	0	4	246	61.5	1	1	
Oct 03	NEW MEXICO STATE	5	238	47.6	60	0	0	1	3	2	3-3	41	0	7	361	51.6	2	1	
Oct 10	at Nevada	3	117	39.0	49	0	1	0	0	2	0-0	0	0	6	365	60.8	4	0	
Oct 17	HAWAII	3	133	44.3	57	0	0	1	1	3	2-3	49	0	6	372	62.0	3	0	
Oct 24	at San Jose State	3	116	38.7	55	0	0	1	1	0	1-1	43	0	6	329	54.8	2	1	
Nov 07	UTAH STATE	6	279	46.5	63	0	0	0	1	4	2-3	41	0	4	225	56.2	1	0	
New Mexico		43	1792	41.7	63	0	1	7	12	17	14-16	49	0	50	2951	59.0	21	3	
New Mexico		51	2102	41.2	69	0	2	19	10	16	4-9	42	1	47	3016	64.2	33	0	

PASSING

	Comp	Att	Int	Pct	Yards	TD	Long	Sack	Yds	Effic
Lamar Jordan										
Mississippi Valley State	7	7	0	100.0	103	0	26	0	0	223.6
Tulsa	8	14	1	57.1	141	1	62	0	0	151.0
Arizona State	4	11	0	36.4	22	0	13	1	3	53.2
at Wyoming	5	8	0	62.5	107	1	64	0	0	216.1
New Mexico State	5	17	1	29.4	45	0	12	0	0	39.9
at Nevada	9	12	0	75.0	56	0	12	0	0	114.2
Hawai'i	9	16	0	58.3	125	1	37	3	24	142.5
Utah State	2	5	0	40.0	97	1	86	0	0	269.0
Austin Apodaca										
Mississippi Valley State	5	12	0	41.7	69	0	16	0	0	90.0
Tulsa	3	7	0	42.9	25	0	10	1	5	72.9
Arizona State	8	18	1	44.4	89	0	36	1	7	74.9
at Wyoming	0	0	0	0.0	0	0	0	0	0	0
at Nevada	10	12	1	83.3	82	0	13	0	0	124.1
Hawai'i	6	10	0	60.0	70	1	28	0	0	151.8
at San José State	8	20	1	40.0	130	0	44	0	0	84.60
Utah State	2	5	1	40.0	7	0	4	2	16	11.8
Caleb Kimbro										
Mississippi Valley State	0	0	0	0.0	0	0	0	0	0	0
David Anaya										
Utah State	0	1	0	0.0	0	0	0	0	0	0
Zach Rogers										
Utah State	0	1	0	0.0	0	0	0	0	0	0

RUSHING & RECEIVING

RUSHING	No-Yds/TD	MVSU	TLS	ASU	WY	NMSU	NV	UH	SJ	US	BSU	CS	AF
GIPSON, Teriyon RB	96-588/5	DNP	9-71/2	10-35/0	4-7/0	19-142/1	11-68/1	16-80/0	9-99/1	18-86/0			
JORDAN, Lamar QB	85-500/3	5-62/1	9-35/0	6-3/0	15-147/1	16-157/1	8-22/0	15-29/0	DNP	11-45/0			
PRESSLEY, J. RB	103-469/5	10-47/1	11-42/0	17-56/0	17-103/1	18-99/1	5-13/0	13-70/1	5-19/1	7-20/0			
McQUARLEY, R. RB	31-145/4	11-53/0	1-2/0	3-3/0	5-55/2	4-14/1	4-7/0	1-2/0	DNP	2-9/1			
OWENS, Tyrone RB	16-110/3	3-11/2	4-3/0	4-72/1	1-2/0	-	3-15/0	DNP	1-7/0	-			
CHESTNUT, Daryl RB	11-105/2	6-108/2	2-5/0	-	-	-	1-2/0	-	-	2-4/0			
ANAYA, David RB	12-58/1	2-12/1	-	3-22/0	2-2/0	1-5/0	1-0/0	1-4/0	2-13/0	-			
JORDAN, Romell RB	14-58/0	6-33/0	DNP	DNP	DNP	DNP	1-2/0	5-21/0	1-1/0	1-1/0			
WIGGINS, Carlos WR	4-47/0	0-7/0	3-33/0	-	-	-	1-7/0	-	-	-			
GAMBLIN, Dameon WR	8-47/0	2-11/0	4-42/0	1--5/0	-	-	1-1/0	-	-	-			
APODOCA, Austin QB	22-34/0	-	2-9/0	3--2/0	-	DNP	1-4/0	-	12-59/0	4--18/0			
WOODHOUSE, Diq. RB	7-12/1	5-5/0	-	-	DNP	DNP	-	-	-	2-7/1			
ROGERS, Zack P/K	2-10/0	-	2-10/0	-	-	-	-	-	-	-			
TEAM	13--64/0	2--10/0	-	DNP	3--14/0	3--16/0	-	2--9/0	-	3--15/0			

RECEIVING	No-Yds/TD	MVSU	TLS	ASU	WY	NMSU	NV	UH	SJ	US	BSU	CS	AF
GAMBLIN, Dameon WR	29-374/2	3-45/0	8-131/1	4-54/0	-	1-12/0	8-71/0	3-47/1	1-11/0	1-3/0			
WIGGINS, Carlos WR	10-187/1	2-19/0	1-39/0	2-18/0	1-64/1	-	-	3-29/0	1-18/0	-			
WHITE, Reece TE	11-174/0	1-26/0	-	2-22/0	-	-	2-13/0	3-72/0	3-41/0	-			
HART-JOHNSON, D WR	9-154/1	2-25/0	1-2/0	1-2/0	1-11/0	1-12/0	2-20/0	-	-	1-86/1			
GIPSON, Teriyon RB	12-100/0	DNP	1-2/0	1-1/0	1-4/0	1-6/0	4-29/0	1-3/0	1-44/0	2-15/0			
DAVIS, Chris WR	5-53/0	2-19/0	DNP	1-12/0	DNP	-	-	2-22/0	DNP	-			
BUNDY, Marquis WR	4-46/0	-	-	-	1-20/0	2-15/0	-	-	1-11/0	-			
JONES, Ridge WR	4-31/0	1-21/0	-	-	1-8/0	-	1-3/0	-	1-5/0	-			
JORDAN, Romell RB	3-18/0	-	DNP	DNP	DNP	DNP	1-7/0	2-11/0	-	-			
QUARELLS, Matt WR	1-17/0	1-17/0	DNP	-	DNP	DNP	DNP	-	-	-			
ANAYA, David RB	1-11/1	-	-	-	-	-	-	1-11/1	-	-			
CHESTNUT, Daryl RB	1-2/0	-	-	1-2/0	-	-	-	-	-	-			
REED, Patrick WR	1-1/0	-	-	-	-	-	1-1/0	DNP	DNP	DNP			

Total Tackles	UA-A	Total	MVSU	TLS	ASU	WY	NMSU	NV	UH	SJ	US	BSU	CS	AF
COX, Dakota LB	38-29	67	1-2	7-5	4-3	5-3	6-1	3-1	5-6	5-4	2-4			
CARSON, Kimmie LB	45-9	54	3-0	11-1	5-1	8-2	6-1	2-1	2-2	5-1	3-0			
CROSBY, Lee DB	29-16	45	1-1	5-3	2-3	2-1	7-2	6-1	3-3	2-2	1-0			
HENRY, Daniel DB	26-14	40	2-0	1-0	0-2	4-2	3-1	4-1	2-2	8-4	2-2			
SANTOS, Ryan DB	21-17	38	0-1	2-3	2-1	2-0	1-2	3-1	6-3	3-6	2-0			
LANGFORD, Ryan LB	18-18	36	1-2	1-3	1-3	2-0	2-2	4-2	3-3	3-1	1-2			
DANIELS, Mauric LB	22-13	35	4-3	3-1	3-1	1-1	4-0	2-1	2-0	2-2	1-4			
D'AVANZO, Nik DL	23-11	34	2-2	1-0	0-2	2-1	-	5-0	3-2	3-2	7-2			
BYRD, Markel DB	21-8	29	1-0	4-5	0-2	2-0	4-0	9-1	DNP	1-0	-			
WHITE, Donnie LB	13-13	26	3-2	2-0	0-1	1-0	1-1	1-2	1-3	2-2	2-2			
DUNCAN, Donnie DB	22-2	24	2-1	2-0	5-0	5-0	-	2-0	1-0	3-0	2-1			
JONES, Cranston DB	19-4	23	1-0	2-0	1-0	4-0	-	7-1	0-2	2-1	2-0			
MARTIN, Nias DB	18-3	21	4-0	1-0	2-0	-	2-0	3-0	1-2	2-1	3-0			
BAKER, Cody DL	10-6	16	1-0	-	-	-	-	-	4-2	4-3	1-1			
ROTHSCHILLER, J DB	7-8	15	0-1	-	1-0	1-0	1-0	1-1	1-1	2-4	0-1			
BENNETT, Ricky DB	9-4	13	1-0	4-3	-	-	DNP	2-1	-	DNP	2-0			
UDEH, William DL	6-7	13	1-1	0-2	0-1	1-1	-	-	0-1	3-0	1-1			
HUGHES, Garrett DL	6-5	11	0-2	4-0	1-1	0-1	1-0	-	-	DNP	0-1			
TIMMONS, Taylor DL	6-5	11	1-1	1-0	0-1	2-0	0-1	-	-	1-1	1-1			
BROWN, Isaiah DB	5-1	6	DNP	1-0	DNP	1-0	2-1	DNP	DNP	DNP	1-0			
OKONKWO, Kene DL	2-3	5	2-1	0-2	-	-	-	DNP	DNP	DNP	DNP			
ARREDONDO, M. LB	2-3	5	0-3	1-0	-	-	-	-	-	-	1-0			
ANAYA, David	3-1	4	1-0	-	-	-	-	-	1-0	0-1	1-0			
RUSSO, John DB	1-3	4	-	-	1-1	-	-	-	0-1	0-1	-			
DONALDSON, K. DB	2-2	4	1-2	1-0	-	-	DNP	-	-	-	DNP			
MAXWELL, K. DB	4-0	4	DNP	DNP	-	DNP	DNP	1-0	3-0	-	-			
GREEN, Travis DB	3-0	3	-	1-0	-	-	-	1-0	1-0	-	-			
WALSH, Michael	3-0	3	1-0	-	-	-	-	-	-	-	2-0			
ADEWON, Tayo DB	1-1	2	0-1	-	-	-	1-0	-	-	-	-			
PARKER, Bijon DB	2-0	2	1-0	-	-	-	1-0	DNP	DNP	DNP	DNP			
JORDAN, Romell	2-0	2	-	DNP	DNP	DNP	DNP	-	-	2-0	-			
PRESSLEY, J.	0-2	2	-	-	-	-	-	-	0-1	-	0-1			
TEAM	2-0	2	-	-	-	-	-	2-0	-	-	-			
HART-JOHNSON, D	1-0	1	-	-	-	-	-	1-0	-	-	-			
QUARELLS, Matt	1-0	1	-	DNP	-	DNP	DNP	DNP	-	-	1-0			
SANDERS, Jason	0-1	1	-	-	0-1	-	-	-	-	-	-			
WHITE, Reece	1-0	1	-	-	-	1-0	-	-	-	-	-			
ROMERO, Steven	0-1	1	-	-	-	-	-	-	-	-	0-1			
APODOCA, Austin	1-0	1	-	-	-	-	DNP	-	-	-	1-0			
WOODHOUSE, Diq.	1-0	1	1-0	-	-	DNP	-	DNP	-	-	-			
MABANY, Sam DL	1-0	1	1-0	-	-	DNP	DNP	DNP	DNP	-	DNP			
HART, Alex LB	1-0	1	DNP	DNP	DNP	DNP	-	-	1-0	-	-			

INDIVIDUAL

50-YARD TOUCHDOWN RUN

New Mexico: 79, Teriyon Gipson vs. San José State (10/24/2015)
Opponent: 71, Tyler Ervin, San José State (10/24/2015)

70-YARD RUN

New Mexico: 79, Teriyon Gipson vs. San José State (10/24/2015)

Opponent: 71, Tyler Ervin, San José State (10/24/2015)

70-YARD RECEPTION

New Mexico: 86, Delane Hart-Johnson from Lamar Jordan vs. Utah State (11/7/2015)

Opponent: 93, Demario Richard from Mike Bercovici, Arizona State (9/18/2015)

30 RUSHING ATTEMPTS

New Mexico: 41, Kasey Carrier at UTEP (2013)

Opponent: 36, Tyler Ervin, San José State (10/24/2015)

150 YARDS RUSHING

New Mexico: 157, Lamar Jordan vs. New Mexico State (10/3/2015)

Opponent: 263, Tyler Ervin, San José State (10/24/2015)

200 YARDS RUSHING

New Mexico: 208, Teriyon Gipson vs. Boise State (11/8/2014)

Opponent: 263, Tyler Ervin, San José State (10/24/2015)

TWO PLAYERS, 100 + YARDS RUSHING

New Mexico: Lamar Jordan (157) & Teriyon Gipson (142) vs. New Mexico State (10/3/2015)

Opponent: Don Jackson (152) & James Butler (145), Nevada (10/10/2015)

THREE PLAYERS, 100 + YARDS RUSHING

New Mexico: Kasey Carrier (192), Carlos Wiggins (119) & Cole Gautsche (108) vs. UNLV (2013)

Opponent: Alvester Alexander (151), Robert Herron (122) & Austyn Carta-Samuels (119), Wyoming (2010)

30 PASS COMPLETIONS

New Mexico: 30, B.R. Holbrook vs. Texas Tech (2010)

Opponent: 30, Cameron Coffman, Wyoming (9/26/2015)

50 PASS ATTEMPTS

New Mexico: 50, B.R. Holbrook vs. Texas Tech (2010)

Opponent: 50, Willie Tuitama, Arizona (2008)

400 YARDS PASSING

New Mexico: 408, Casey Kelly vs. UNLV (2003)

Opponent: 527, Derek Carr, Fresno State (2013)

100 YARDS RUSHING & PASSING

New Mexico: Lamar Jordan (147 rushing, 107 passing) at Wyoming (9/26/2015)

Opponent: Brett Smith, Wyoming (138 rushing, 247 passing) (2013)

500 YARDS TOTAL OFFENSE

New Mexico: 594, Jeremy Leach vs. Utah (1989)

Opponent: 527, Derek Carr, Fresno State (2013)

10 PASS RECEPTIONS

New Mexico: 11, Ty Kirk vs. New Mexico State (2011)

Opponent: 10, Rashard Higgins, Colorado State (11/22/2014)

150 YARDS RECEIVING

New Mexico: 209, Deon Long vs. Sam Houston State (2011)

Opponent: 151, Demario Richard, Arizona State (9/18/2015)

2+ PLAYERS, 100 + YARDS RECEIVING

New Mexico: Deon Long (209) & Ty Kirk (127) vs. Sam Houston State (2011)

Opponent: Keyarris Garrett (102) and Josh Atkinson (119), Tulsa (9/12/2015)

SCORED THREE TOUCHDOWNS

New Mexico: 3, Teriyon Gipson vs. Boise State (11/8/2014)

Opponent: 3, Larry Rose III, New Mexico State (10/3/2015)

FOUR TOUCHDOWN PASSES

New Mexico: 4, Graham Leigh vs. Utah State (1998)

Opponent: 4, Cameron Coffman, Wyoming (9/26/2015)

FOUR RUSHING TOUCHDOWNS

New Mexico: 4, Kasey Carrier at UTEP (2013)

Opponent: 5, Dee Hart, Colorado State (11/22/2014)

THREE TOUCHDOWN RECEPTIONS

New Mexico: 3, Deon Long vs. Sam Houston State (2011)

Opponent: 3, Matt Miller, Boise State (2013)

FIVE FIELD GOALS

New Mexico: 5, James Aho vs. Arizona (2008)

Opponent: 5, Drew Dunning, Washington St. (2003)

50-YARD FIELD GOAL

New Mexico: 51, James Aho vs. Wyoming (2010)

Opponent: 52, Ben Jaekle, UNLV (2008)

TWO INTERCEPTIONS

New Mexico: 2, Lee Crosby vs. Hawai'i (10/17/15)

Opponent: 2, Jon Davis, Air Force (2009)

TWO FUMBLE RECOVERIES

New Mexico: 2, A.J. Butler vs. Utah (2010)

PUNT RETURN FOR TOUCHDOWN (no block)

New Mexico: 63 yards, Dwight Counter vs. Weber State (2002)

Opponent: 65 yards, Jolo Natson, Utah State (2013)

TWO PUNT RETURNS FOR TOUCHDOWN (no block)

New Mexico: Has not occurred

Opponent: 64 yards, 61 yards Cliff Harris, Oregon (2010)

KICKOFF RETURN FOR A TOUCHDOWN

New Mexico: 100 yards, Carlos Wiggins vs. Hawai'i (10/17/15)

Opponent: 100 yards, Mike Edwards, Hawai'i (2012)

INTERCEPTION RETURN FOR TOUCHDOWN

New Mexico: 32 yards, Travis Green vs. Mississippi Valley State (9/5/2015)

BLOCKED PAT

New Mexico: Brett Bowers at UTSA (10/4/2014)

Opponent: Troy Timmerman, Air Force (2013)

BLOCKED FIELD GOAL

New Mexico: Nik D'Avanzo vs. Fresno State (2013)

Opponent: Christian Tago, San José State (10/24/2015)

BLOCKED FIELD GOAL RETURN

New Mexico: 45 yards, Anthony Hooks vs. UTEP (2010)

Opponent: Has not occurred

BLOCKED PUNT

New Mexico: Victor James at San Diego State (2009)

Opponent: Kamalei Correa, Boise State (11/8/2014)

FUMBLE RETURN FOR A TOUCHDOWN

New Mexico: 77 yards, Nias Martin vs. Nevada (10/10/2015)

Opponent: 25 yards, Marlon Johnson, Nevada (2011)

DEFENSIVE TWO-POINT CONVERSION

New Mexico: Brandon Branch vs. Arizona State (9/6/2014)

Opponent: Has not occurred

TEAM

OVERTIME GAME

Won 42-35 (OT) at UTEP (2013)

SHUTOUT

New Mexico: 66-0 vs. Mississippi Valley State (9/5/2015); FBS: 24-0 vs. Wyoming (2008)

Opponent: 45-0, Texas (2012)

50 POINTS

New Mexico: 66 vs. Mississippi Valley State (9/5/2015)

Opponent: 60, Boise State (11/8/2014)

60 RUSHING ATTEMPTS

New Mexico: 61 vs. New Mexico State (10/3/2015)

Opponent: 74, Air Force (10/18/2014)

300 YARDS RUSHING

New Mexico: 401 vs. New Mexico State (10/3/2015)

Opponent: 317, San José State (10/24/2015)

400 YARDS RUSHING

New Mexico: 401 vs. New Mexico State (10/3/2015)

Opponent: 423, Arizona State (9/6/2014)

FOUR RUSHING TDS

New Mexico: 4 vs. New Mexico State (10/3/2015)

Opponent: 5, Colorado State (11/22/2014)

400 YARDS PASSING

New Mexico: 434 vs. Sam Houston State (2011)

Opponent: 406, Colorado State (2014)

FOUR PASSING TDS

New Mexico: 4 vs. Sam Houston State (2011)

Opponent: 4 at Wyoming (9/26/2015)

500 YARDS TOTAL OFFENSE

New Mexico: 511 vs. Mississippi Valley State (9/5/2015)

Opponent: 517, Nevada (10/10/2015)

30 FIRST DOWNS

New Mexico: 33 vs. San Diego State (2005)

Opponent: 30, Nevada (10/10/2015)

INTERCEPTED FIVE PASSES

New Mexico: 5 vs. San Diego State (2003)

Opponent: 5, Colorado State (2001)

100 YARDS IN PENALTIES

New Mexico: 154 vs. Tulsa (9/12/2015)

Opponent: 141, BYU (2010)

LOST FIVE FUMBLES

New Mexico: 5 vs. Brigham Young (1984)

Opponent: 5, Air Force (2007)

FAILED TO GAIN 100 YARDS RUSHING

New Mexico: 84 vs. Texas Tech (2012)

Opponent: 42 at Wyoming (9/26/2015)

FAILED TO GAIN 100 YARDS PASSING

New Mexico: 45 vs. New Mexico State (10/3/2015)

Opponent: 48 vs. Mississippi Valley State (9/5/2015)

FAILED TO GAIN 200 YARDS TOTAL OFFENSE

New Mexico: 127, Texas Tech (2012)

Opponent: 74 vs. Mississippi Valley State (9/5/2015)

RECORDED A SAFETY

New Mexico: Maurice Daniels sacked New Mexico State's Nick Jeanty in the end zone (10/3/2015)

Opponent: Team safety, TCU (2009)

NO PUNTS

New Mexico: vs. Colorado State (2013)

Opponent: Oregon (2010)

SCORED TDS ON OFFENSE, DEFENSE AND SPECIAL TEAMS

New Mexico: vs. Wyoming (11/29/2014)

Opponent: Utah (2010)

TOP MARKS BY UNM OPPONENTS VS. LOBOS

	INDIVIDUAL	TEAM	INDIVIDUAL	TEAM
First Downs		38, Texas Tech (2012)	INTs	3, Gerald Campbell, UTEP (1950)
Rushing Att.	47, Steve Bartalo, CSU (1985)			3, Gene Franz, BYU (1962)
		82, Air Force (1987)		3, Derwin Gray, BYU (1990)
Rushing Yards	325, Andre Davis, TCU (1994)			7, UTEP (1950)
		646, Air Force (1987)		7, West Texas (1950)
Long TD	94, Alvester Alexander, Wyoming (2010)			7, Arizona (1953)
Rushing Tds	6, Kapri Bibbs, Colorado State (2013)		Rec. Yards	263, Jay Miller, BYU (1973)
		10, Air Force (1987)	Receptions	22, Jay Miller, BYU (1973)
Pass Att.	69, Sonny Cumbie, Texas Tech (2004)		TD Rec.	4, Kirk Pendleton, BYU (1983)
		69, Texas Tech (2004)		4, Roger Garidel, Utah (1971)
Pass Comp.	47, Chase Holbrook, New Mexico St. (2007)		INT Return	100, Larry Durham, UTEP (1962)
		47, New Mexico St. (2007)	Field Goals	5, Hawai'i (1981)
Passing Yards	585, Robbie Bosco, BYU (1985)			5, Washington St. (2003)
		585, BYU (1985)	Long FG	56, Owen Pochman, BYU (2000)
Long Pass	98, Jack Steptoe from Dan Hagemann, Utah (1976)		Punts	13, Lonnie Crittenden, UTEP (1962)
Total Plays	84, Brad Smith, Missouri (2005)			13, UTEP (1962)
		105, Missouri (2005)		13, UTEP (1983)
Total Off.	592, Robbie Bosco, BYU (1985)		Long Punt	89, Jeff Babcock, Colorado St. (2004)
		822, Fresno State (2013)	Punt Return	95, Morris Owens, Arizona St. (1972)
TD Passes	7, Derek Carr, Fresno State (2013)		KO Return	100, Cedric Johnson, UTEP (1996)
		7, Fresno State (2013)		100, Ivory McCann, Texas Tech (2001)
		7, UTEP (1967)		

SEASON BOX SCORES



0

GAME 1 - SEPT. 5, 2015
ALBUQUERQUE, N.M.



66

ATT: 21,930

ALBUQUERQUE, N.M. — The University of New Mexico got a school-record tying eight rushing touchdowns and UNM's defense allowed fewer than 100 yards and recorded its first shutout since 2008 as the Lobos opened the season with a 66-0 win over Mississippi Valley State of the FCS.

The win was the largest shutout victory in 65 years, and the largest margin of victory in 55 years. The Lobos rolled up 511 yards while allowing just 74. The game actually opened up with the Delta Devils holding UNM to a three-and-out, forcing a punt. That punt was the only punt of the game as UNM scored on its next nine drives.

UNM opened the scoring with a 28-yard touchdown run from Lamar Jordan, who also went a perfect 7-for-7 passing on the evening. The Lobos then caught a break when a Romell Jordan fumble rolled into the end zone for a touchdown when starting left tackle Reno Henderson fell on the ball. It marked the first touchdown by an offensive lineman in at least 40 years. UNM then scored 17 seconds later after a fumble when Jhurrell Pressley darted in, and the rout was on.

Tyrone Owens scored two second quarter touchdowns, David Anaya added one in the third, and Daryl Chestnut's first two career carries went for 64- and 37-yard scores. Travis Green ended the scoring with a 32-yard touchdown on an interception return.

Kicker Jason Sanders, who won the placekicking job in camp, was 9-for-9 on extra points and hit a 28-yard field goal.

TEAM NOTES:

- *Attendance, despite a downpour right before the game, was 21,930. UNM's season tickets sales hit 10,277.
- *New Mexico's 38 first half points were tied for the ninth-most in school history for any half and tied for the sixth-most in school history for a first half.
- *UNM's eight rushing touchdowns tied the school record for rushing touchdowns in a game. UNM had previously done it four other times, the last against San Diego State on October 18, 2008 in a 70-7 Lobo win. It also tied the Mountain West record for rushing touchdowns in a game.
- *New Mexico held Mississippi Valley State to 26 yards rushing. The last time UNM allowed fewer than 100 yards rushing was in 2012 when the Lobos held Wyoming to just 55 yards.
- *It was the third time Bob Davie's team has scored 66 points (66-17 vs. NMSU in 2013, 66-17 vs. Southern in 2012).

UNIVERSITY OF NEW MEXICO FOOTBALL



40

GAME 2 - SEPT. 12, 2015
ALBUQUERQUE, N.M.



21

ATT: 24,167

ALBUQUERQUE, N.M. — The University of Tulsa was consistent, scoring 10 points in each quarter as New Mexico made a rash of uncharacteristic mistakes and lost to the Golden Hurricane 40-21 in front of 24,167 on Branch Field at University Stadium.

The game saw the lead see-saw back in forth in the opening half. UNM opened the scoring with a quick and efficient six-play drive, all on the ground with the last 13 from Teriyon Gipson, but Tulsa answered right back, and even faster. The Golden Hurricane got a 69-yard pass from Dane Evans for Josh Atkinson on their third play for a 7-7 game. After the first of four Redford Jones field goals made it 10-7, Lamar Jordan hit Dameon Gamblin for a 62-yard touchdown and UNM led 14-10 after one. Tulsa took the lead for good on another long Evans pass, this 41 yards for Kevan Lucas for a 17-14 lead.

Tulsa eventually was up 23-14 in the third when UNM got closer on a 4-yard Gipson run, and then after a stop, the Lobos had a chance for the lead but Jason Sanders missed from 42-yards out. Tulsa then went out and scored to make it 30-21 on a 1-yard run by D'Angelo Brewer.

After Jones' fourth field goal made it 33-21, it looked like UNM got within a score on a diving touchdown catch by Carlos Wiggins, but UNM was called for an illegal shift, its 13th and penultimate penalty of the game. On the next play, Jordan was intercepted, and it was all academic after that.

The Lobos did get a career night from receiver Dameon Gamblin, who caught a career-high eight passes for a career-best 131 yards. He also added 42 yards rushing on four carries.

TEAM NOTES:

- *New Mexico's second TD drive of the second quarter was actually 101 yards due to penalties.
- *New Mexico was shutout in a quarter for the first time this season when they didn't score in the second quarter.
- *The 154 penalty yards were the first time going over 100 yards since October 9, 2010 when the Lobos had 115 yards in penalties at New Mexico State. It actually was the most since 159 penalty yards against New Mexico State (on 15 penalties) in a 28-27 loss to the Aggies on September 19, 1998.
- *The nine penalties in the first half were tied for the most in any entire game in the Davie era. UNM had nine at Texas in 2012. Of the nine penalties in the first half, seven were personal fouls. UNM's total of 154 penalty yards nearly doubled the previous high under Bob Davie, which was 79 in 2012 against Texas.

Box Score (Final)
The Automated ScoreBook

Miss. Valley State vs New Mexico (Sep 05, 2015 at Albuquerque, N.M.)

Score by Quarters	1	2	3	4	Total
Miss. Valley State	0	0	0	0	0
New Mexico	21	17	21	7	66

Qtr	Time	Scoring play
1st	08:08	NM - JORDAN, Lamar 28 yd run (SANDERS, Jason kick), 4-72 1:19
	02:38	NM - HENDERSON, Reno 0 yd fumble recovery (SANDERS, Jason kick), 9-74 3:14
	02:21	NM - PRESSLEY, Jhurrell 7 yd run (SANDERS, Jason kick), 1-7 0:04
2nd	13:26	NM - OWENS, Tyrone 8 yd run (SANDERS, Jason kick), 7-34 2:47
	08:43	NM - OWENS, Tyrone 1 yd run (SANDERS, Jason kick), 6-32 2:41
	00:32	NM - SANDERS, Jason 28 yd field goal, 14-69 2:55
3rd	10:28	NM - ANAYA, David 1 yd run (SANDERS, Jason kick), 4-45 1:13
	05:47	NM - CHESTNUT, Daryl 64 yd run (SANDERS, Jason kick), 3-73 1:18
	02:28	NM - CHESTNUT, Daryl 37 yd run (SANDERS, Jason kick), 4-50 1:41
4th	08:33	NM - GREEN, Travis 32 yd interception return (SANDERS, Jason kick)

	MVSU	NM
FIRST DOWNS	8	26
RUSHES-YARDS (NET)	40-26	52-339
PASSING YDS (NET)	48	172
Passes Att-Comp-Int	16-6-1	19-12-0
TOTAL OFFENSE PLAYS-YARDS	56-74	71-511
Fumble Returns-Yards	0-0	0-0
Punt Returns-Yards	0-0	3-17
Kickoff Returns-Yards	6-122	1-32
Interception Returns-Yards	0-0	1-32
Punts (Number-Avg)	9-35.1	1-42.0
Fumbles-Lost	2-2	2-0
Penalties-Yards	9-50	6-55
Possession Time	32:40	27:20
Third-Down Conversions	4 of 14	5 of 10
Fourth-Down Conversions	1 of 1	2 of 3
Red-Zone Scores-Chances	0-1	6-7
Sacks By: Number-Yards	13-40	6-45

RUSHING: Miss. Valley State-Stokes, Jr., Th 13-40; Scott, Dontrine 2-13; Price, Tre 3-8; Howard, Demariu 1-4; Foster, Gregory 1-2; Barron, Terrenc 1-1; Chambers, Booke 2-0; Dobson, Jeremy 5-minus 12; Peterson, Quant 12-minus 30. New Mexico-CHESTNUT, Daryl 6-108; JORDAN, Lamar 5-62; McQUARLEY, Richard 11-53; PRESSLEY, Jhurrell 10-47; JORDAN, Romel 5-33; ANAYA, David 2-12; OWENS, Tyrone 3-11; GAMBLIN, Dameon 2-11; WOODHOUSE, Diqun 5-5; TEAM 2-minus 10; HENDERSON, Reno 0-0; WIGGINS, Carlos 0-7.

PASSING: Miss. Valley State-Peterson, Quant 1-9-1-10; Scott, Dontrine 5-7-0-38. New Mexico-APODOCA, Austin 5-12-0-69; JORDAN, Lamar 7-7-0-103.

RECEIVING: Miss. Valley State-Howard, Demariu 2-18; Daniels, Keenan 2-12; Stokes, Jr., Th 1-10; Bryant, Jessie 1-8. New Mexico-GAMBLIN, Dameon 3-45; HART-JOHNSON, Delane 2-25; DAVIS, Chris 2-19; WIGGINS, Carlos 2-19; WHITE, Reece 1-26; JONES, Ridge 1-21; QUARELLS, Matt 1-17.

INTERCEPTIONS: Miss. Valley State-None. New Mexico-GREEN, Travis 1-32.

FUMBLES: Miss. Valley State-Chambers, Booke 1-1; Peterson, Quant 1-1. New Mexico-JORDAN, Romell 1-0; WOODHOUSE, Diqun 1-0.

Miss. Valley State (0-1) vs. New Mexico (1-0)
Date: Sep 05, 2015 • Site: Albuquerque, N.M. • Stadium: University Stadium
Attendance: 21930

Kickoff time: 6:05 pm • End of Game: 9:10 • Total elapsed time: 3:05
Officials: Referee: Dan Lewis; Umpire: Phillip Anaya; Linesman: Tim Crowley;
Line Judge: Gerald Woodruff; Back Judge: Bobby Lynn; Field Judge: Allan Nicholson;
Side Judge: Bill Roberts; Center Judge: Anthony Carter;
Temperature: 79 • Wind: SW 9mph • Weather: Showers

Box Score (Final)
The Automated ScoreBook

Tulsa vs New Mexico (Sep 12, 2015 at Albuquerque, N.M.)

Score by Quarters	1	2	3	4	Total
Tulsa	10	10	10	10	40
New Mexico	14	0	7	0	21

Qtr	Time	Scoring play
1st	12:12	NM - GIPSON, Teriyon 13 yd run (SANDERS, Jason kick), 6-75 2:48
	11:26	TLS - ATKINSON, Josh 69 yd pass from EVANS, Dane (JONES, Redford kick), 3-75 0:46
	07:56	TLS - JONES, Redford 34 yd field goal, 8-56 2:18
	02:42	NM - GAMBLIN, Dameon 62 yd pass from JORDAN, Lamar (SANDERS, Jason kick), 11-75 5:14
2nd	11:30	TLS - LUCAS, Kevan 41 yd pass from EVANS, Dane (JONES, Redford kick), 3-58 0:45
	03:56	TLS - JONES, Redford 22 yd field goal, 14-68 5:44
	12:00	TLS - JONES, Redford 23 yd field goal, 12-69 3:00
3rd	09:54	NM - GIPSON, Teriyon 4 yd run (SANDERS, Jason kick), 6-63 1:58
	03:02	TLS - BREWER, D'Angelo 1 yd run (JONES, Redford kick), 8-75 1:56
4th	10:40	TLS - JONES, Redford 24 yd field goal, 7-35 1:45
	04:07	TLS - LANGER, Zack 5 yd run (JONES, Redford kick), 9-63 3:17

	TLS	NM
FIRST DOWNS	31	18
RUSHES-YARDS (NET)	59-279	47-224
PASSING YDS (NET)	321	166
Passes Att-Comp-Int	30-16-0	21-11-1
TOTAL OFFENSE PLAYS-YARDS	89-600	68-390
Fumble Returns-Yards	0-0	0-0
Punt Returns-Yards	1-0	0-0
Kickoff Returns-Yards	0-0	5-110
Interception Returns-Yards	1-14	0-0
Punts (Number-Avg)	3-37.3	6-44.3
Fumbles-Lost	1-1	2-1
Penalties-Yards	7-56	14-154
Possession Time	30:56	29:04
Third-Down Conversions	9 of 18	4 of 15
Fourth-Down Conversions	0 of 1	2 of 3
Red-Zone Scores-Chances	6-7	2-2
Sacks By: Number-Yards	1-5	2-19

RUSHING: Tulsa-LANGER, Zack 33-139; BREWER, D'Angelo 20-133; LUCAS, Kevan 2-20; EVANS, Dane 4-minus 13. New Mexico-GIPSON, Teriyon 9-71; GAMBLIN, Dameon 4-42; PRESSLEY, Jhurrell 11-42; JORDAN, Lamar 9-35; WIGGINS, Carlos 3-33; ROGERS, Zack 2-10; OWENS, Tyrone 4-3; McQUARLEY, Richard 1-2; CHESTNUT, Daryl 2-minus 5; APODOCA, Austin 2-minus 9.

PASSING: Tulsa-EVANS, Dane 16-30-0-321. New Mexico-JORDAN, Lamar 8-14-1-141; APODOCA, Austin 3-7-0-25.

RECEIVING: Tulsa-GARRETT, Keyarris 7-102; LUCAS, Kevan 4-65; ATKINSON, Josh 3-119; FLOYD, Conner 1-26; DIXON, Mandel 1-9. New Mexico-GAMBLIN, Dameon 8-131; WIGGINS, Carlos 1-39; HART-JOHNSON, Delane 1-minus 2; GIPSON, Teriyon 1-minus 2.

INTERCEPTIONS: Tulsa-THOMAS, Kerwin 1-14. New Mexico-None.

FUMBLES: Tulsa-LOUIE, Bishop 1-1. New Mexico-CHESTNUT, Daryl 1-0; GIPSON, Teriyon 1-1.

Tulsa (2-0) vs. New Mexico (1-1)
Date: Sep 12, 2015 • Site: Albuquerque, N.M. • Stadium: University Stadium
Attendance: 24167

Kickoff time: 6:04 pm • End of Game: 9:18 • Total elapsed time: 3:14
Officials: Referee: Todd LaPenta; Umpire: Jeffrey Akers; Linesman: Jeremy McCurley;
Line Judge: Charles Twiddy; Back Judge: Mike Griffith; Field Judge: Rick Santilli;
Side Judge: Ben Vasconcelis; Center Judge: Terry Killens;
Temperature: 91 • Wind: none • Weather: Perfect

SEASON BOX SCORES

UNIVERSITY OF NEW MEXICO FOOTBALL



10

GAME 3 - SEPT. 18, 2015

TEMPE, ARIZ.

ATT: 43,310

34



38

GAME 4 - SEPT. 26, 2015

LARAMIE, WYO.

ATT: 18,723

28

Tempe, Ariz. --- The New Mexico Lobos had a promising opening half but a pair of touchdowns sandwiched around halftime put the Sun Devils up 17-0 and they went on the outlast UNM 34-10 in the first road game of the season for New Mexico.

The Lobos (1-2) held defensively on its opening two drives with a pair of 3-and-outs, allowing just two yards of offense. UNM offensively was able to pick up first downs but not get into scoring range. The Sun Devils had the only score in the first 29 minutes on a Zane Gonzalez 22-yard field goal. UNM held on that drive that saw ASU (2-1) have first and goal at the 1-yard line.

UNM drove down into scoring range behind Austin Apodaca for a shot at a tying 35-yard field goal, but it was pushed wide right by Jason Sanders. ASU then went 80 yards in eight plays and scored on a 14-yard pass with 37 seconds left to take a 10-0 lead into the half.

The Sun Devil then got the opening second half kick and drove 66 yards in five plays and went up 17-0 on a 33-yard pass.

UNM answered with a career-long 65-yard touchdown up the gut by Tyrone Owens. After ASU answered with a touchdown of its own, Sanders atoned for his earlier miss with a 32-yard field goal to make it 24-10.

A huge swing came in the fourth when it looked like UNM had a safety after Mike Bercovici on heavy pressure from Garrett Hughes threw a ball into the turf at his 3-yard line, but the play was ruled to have gone beyond the line of scrimmage. ASU hurried to the line and Bercovici scrambled and hit Demario Richard for a 93-yard TD on what amounted to a broken play to make it 31-10.

UNM, after an ASU field goal, drove into scoring territory, but Apodaca was intercepted in the end zone on a pass intended for Reece White. Each team punted once after that and ASU took a knee at its own 4-yard line to end the game. Overall, UNM was outgained 449-296. The Lobo defense had five three-and-outs and twice held ASU to field goals in the red zone.

UNM opens conference play with Wyoming next Saturday in Laramie at 1 p.m. on ROOT Sports.

LARAMIE, Wyo. --- The University of New Mexico got 147 yards rushing and 107 yards passing from Lamar Jordan and UNM's defense allowed just 42 yards rushing and had a pair of fourth quarter interceptions as Lobos went on the road and won 38-28 at Wyoming in the Mountain West opener for both teams.

The win for the Lobos ended a nine-game losing streak in Mountain West openers and it gives the Lobos a two-game conference winning streak dating back to last year, both wins coming over Wyoming.

The day got off to a rousing start two plays into the game when Lamar Jordan raced for a 56-yard untouched touchdown just 46 seconds into the game. UNM went up 14-0 in the first quarter when Jhurrell Pressley, who went over the 2,000-yard mark for his career in the game, bounced one to the outside for a 19-yard touchdown.

Wyoming got it to 14-7 on the first of four Cameron Coffman touchdown passes, but that would be as close as they would get. A 64-yard Jordan to Carlos Wiggins touchdown strike made it 21-7 and Richard McQuarley scored his first career touchdown from three yards out for a 28-7 lead.

Up 28-14 in the second half, UNM got a stop on third-and-one at midfield and Wyoming elected to punt the ball away. The Lobos took that punt and drove to the Wyoming 43, facing a fourth-and-one of their own. UNM elected to go for it, and McQuarley raced 43 yards for a touchdown and an insurmountable 35-14 lead.

Wyoming got a touchdown on a replay reversal late in the third quarter to make it 35-21, but UNM got interceptions on back-to-back offensive plays for Wyoming to seal it. First Markel Byrd made a leaping snag at the UNM 21-yard line to thwart a possession, and then Dakota Cox, who had a career-high 3.5 tackles for loss, picked off a pass inside the Wyoming 20 that led to a Jason Sanders field goal.

Wyoming closed the scoring with a ricochet touchdown that bounced into the unsuspecting hands of Josh Harshman with 43 seconds left. UNM recovered the outside kick and ran out the clock.

Box Score (Final) The Automated ScoreBook New Mexico vs Arizona State (Sep 18, 2015 at Tempe, Ariz.)

Score by Quarters	1	2	3	4	Total
New Mexico	0	0	10	0	10
Arizona State	0	10	14	10	34

Qtr Time Scoring play

2nd	11:26	ASU - Gonzalez, Zane 22 yd field goal, 17-74 5:13
	00:37	ASU - White, Tim 14 yd pass from Bercovici, Mike (Gonzalez, Zane kick), 8-80 1:59
3rd	12:55	ASU - Richard, Demario 33 yd pass from Bercovici, Mike (Gonzalez, Zane kick), 5-66 1:59
	11:15	NM - OWENS, Tyrone 65 yd run (SANDERS, Jason kick), 4-75 1:40
	05:46	ASU - Bercovici, Mike 8 yd run (Gonzalez, Zane kick), 8-63 2:47
	01:44	NM - SANDERS, Jason 32 yd field goal, 6-7 2:29
4th	13:26	ASU - Richard, Demario 93 yd pass from Bercovici, Mike (Gonzalez, Zane kick), 3-93 0:28
	06:55	ASU - Gonzalez, Zane 24 yd field goal, 8-44 2:54

	NM	ASU
FIRST DOWNS	15	19
RUSHES-YARDS (NET)	47-184	30-132
PASSING YDS (NET)	111	317
Passes Att-Comp-Int	29-12-1	37-22-0
TOTAL OFFENSE PLAYS-YARDS	76-295	67-449
Fumble Returns-Yards	0-0	0-0
Punt Returns-Yards	1-7	2-2
Kickoff Returns-Yards	3-48	1-34
Interception Returns-Yards	0-0	1-0
Punts (Number-Avg)	9-42.4	6-45.7
Fumbles-Lost	0-0	2-1
Penalties-Yards	5-35	3-25
Possession Time	36:21	23:39
Third-Down Conversions	9 of 21	6 of 15
Fourth-Down Conversions	1 of 1	1 of 1
Red-Zone Scores-Chances	1-2	4-4
Sacks By: Number-Yards	1-11	2-10

RUSHING: New Mexico-OWENS, Tyrone 4-72; PRESSLEY, Jhurrell 17-56; GIPSON, Teriyon 10-35; ANAYA, David 3-22; JORDAN, Lamar 6-3; McQUARLEY, Richard 3-3; APODOCA, Austin 3-minus 2; GAMBLIN, Dameon 1-minus 5. Arizona State-Richard, Demario 15-104; Bercovici, Mike 8-15; Foster, D.J. 5-8; Brimhall, Jacom 1-6; TEAM 1-minus 1.

PASSING: New Mexico-APODOCA, Austin 8-18-1-89; JORDAN, Lamar 4-11-0-22. Arizona State-Bercovici, Mike 22-37-0-317.

RECEIVING: New Mexico-GAMBLIN, Dameon 4-54; WHITE, Reece 2-22; WIGGINS, Carlos 2-18; DAVIS, Chris 1-12; HART-JOHNSON, Delane 1-2; CHESTNUT, Daryl 1-2; GIPSON, Teriyon 1-1. Arizona State-Richard, Demario 4-151; Lucien, Devin 4-43; White, Tim 4-42; Foster, D.J. 4-16; Kohl, Kody 3-23; Jefferson, Ellis 2-18; Chambers, Gary 1-24.

INTERCEPTIONS: New Mexico-None. Arizona State-Simone, Jordan 1-0.

FUMBLES: New Mexico-None. Arizona State-White, Tim 1-1; Bercovici, Mike 1-0.

New Mexico (1-2) vs. Arizona State (2-1)
Date: Sep 18, 2015 • Site: Tempe, Ariz. • Stadium: Sun Devil Stadium
Attendance: 43310

Kickoff time: 7:07 pm • End of Game: 10:18 • Total elapsed time: 3:11
Officials: Referee: L. Clark; Umpire: M. Jordan; Linesman: B. Day;
Line Judge: J. Robinson; Back Judge: J. Nelson; Field Judge: J. Morton;
Side Judge: B. Hulscher; Center Judge: J. Love;
Temperature: 96 • Wind: WNW 9 • Weather: Partly Cloudy

Box Score (Final) The Automated ScoreBook New Mexico vs Wyoming (Sep 26, 2015 at LARAMIE, Wyo.)

Score by Quarters	1	2	3	4	Total
New Mexico	14	14	7	3	38
Wyoming	0	14	7	7	28

Qtr Time Scoring play

1st	14:14	NM - JORDAN, Lamar 56 yd run (SANDERS, Jason kick), 2-69 0:46
	02:41	NM - PRESSLEY, Jhurrell 19 yd run (SANDERS, Jason kick), 7-75 3:15
2nd	11:54	WY - WICK, Shaun 13 yd pass from COFFMAN, C. (BAILEY, Tristan kick), 11-75 5:47
	06:18	NM - WIGGINS, Carlos 64 yd pass from JORDAN, Lamar (SANDERS, Jason kick), 1-64 0:12
	01:21	NM - McQUARLEY, Richard 3 yd run (SANDERS, Jason kick), 7-61 3:21
	00:26	WY - HOLLISTER, J. 14 yd pass from COFFMAN, C. (BAILEY, Tristan kick), 7-75 0:55
3rd	07:43	NM - McQUARLEY, Richard 43 yd run (SANDERS, Jason kick), 7-80 3:36
	03:25	WY - GENTRY, Tanner 11 yd pass from COFFMAN, C. (BAILEY, Tristan kick), 8-75 4:18
4th	05:19	NM - SANDERS, Jason 22 yd field goal, 4-5 2:05
	00:43	WY - HARSHMAN, Josh 26 yd pass from COFFMAN, C. (BAILEY, Tristan kick), 8-59 1:12

	NM	WY
FIRST DOWNS	15	26
RUSHES-YARDS (NET)	47-302	30-42
PASSING YDS (NET)	107	366
Passes Att-Comp-Int	8-5-0	42-30-2
TOTAL OFFENSE PLAYS-YARDS	55-409	72-408
Fumble Returns-Yards	0-0	0-0
Punt Returns-Yards	0-0	1-9
Kickoff Returns-Yards	2-45	0-0
Interception Returns-Yards	2-8	0-0
Punts (Number-Avg)	5-39.6	5-41.4
Fumbles-Lost	0-0	1-0
Penalties-Yards	6-69	10-98
Possession Time	29:51	30:09
Third-Down Conversions	5 of 12	7 of 14
Fourth-Down Conversions	1 of 1	1 of 2
Red-Zone Scores-Chances	3-3	3-4
Sacks By: Number-Yards	3-22	0-0

RUSHING: New Mexico-JORDAN, Lamar 15-147; PRESSLEY, Jhurrell 17-103; McQUARLEY, Richard 5-55; GIPSON, Teriyon 4-7; OWENS, Tyrone 1-2; ANAYA, David 2-2; TEAM 3-minus 14. Wyoming-HILL, Brian 18-49; TAPSCOTT, Josh 1-3; WICK, Shaun 5-minus 2; COFFMAN, C. 6-minus 8.

PASSING: New Mexico-JORDAN, Lamar 5-8-0-107. Wyoming-COFFMAN, C. 30-42-2-366.

RECEIVING: New Mexico-WIGGINS, Carlos 1-64; BUNDY, Marquis 1-20; HART-JOHNSON, Delane 1-11; JONES, Ridge 1-8; GIPSON, Teriyon 1-4. Wyoming-GENTRY, Tanner 9-130; MAULHARDT, Jake 7-67; HOLLISTER, J. 5-75; WICK, Shaun 3-35; PRICE, James 2-26; HARSHMAN, Josh 1-26; OVERSTREET, K. 1-11; VAN MAANEN, D. 1-0; HILL, Brian 1-minus 4.

INTERCEPTIONS: New Mexico-COX, Dakota 1-8; BYRD, Markel 1-0. Wyoming-None.

FUMBLES: New Mexico-None. Wyoming-PRICE, James 1-0.

New Mexico (2-2, 1-0) vs. Wyoming (0-4, 0-1)
Date: Sep 26, 2015 • Site: LARAMIE, Wyo. • Stadium: War Memorial Stadium
Attendance: 18723

Kickoff time: 1:08 pm • End of Game: 4:10 pm • Total elapsed time: 3:02
Officials: Referee: C. Castleberry; Umpire: Jim Adams; Linesman: Bill Scott;
Line Judge: Frank LeBlanc; Back Judge: Joe Wetzel; Field Judge: Randy Smith;
Side Judge: Fulton Carson; Center Judge: Stacy Hardin;
Temperature: 77 • Wind: S NW • Weather: Sunny

SEASON BOX SCORES



28 **GAME 5 - OCT. 3, 2015**
ALBUQUERQUE, N.M.



39 **ATT: 30,900**

ALBUQUERQUE, N.M. --- Down 29-14 after a third quarter field goal, UNM stormed back scoring the final 24 points as the Lobos won the 106th installment of the Rio Grande Rivalry 38-29 over New Mexico State, UNM's fourth straight win in the series and pushing the Lobos over .500 at 3-2 for the season.

The Lobo defense came up huge in the second half, holding New Mexico State to just 62 yards and three points which came after Carlos Wiggins fumbled the opening second half kickoff. While NMSU turned that fumble into a field goal, the Aggies would pick up just 51 yards the rest of the half.

From there, the comeback was on. Wiggins atoned for his fumble with a 34-yard return to set up UNM at the Aggie 40, and the Lobos went 10 plays and scored on a 6-yard Richard McQuarley run. Lamar Jordan added a two-point conversion run to cut the lead to 29-22. After a three-and-out, one of six in the game for UNM, the Lobos took advantage of good field position again when Jhurrell Pressley raced 32 yards to tie the game up at 29.

UNM had a shot at the lead by Jason Sanders' 42-yard field goal attempt was pushed just wide by a strong wind, but UNM got the ball right back and Teriyon Gipson gave UNM the lead for good with 10:19 to go on a 36-yard touchdown run.

Tyler Rogers, NMSU's starting quarterback, went out with an injury and UNM forced back-up Nick Jeanty into several mistakes, including an interception by Cranston Jones and a safety to close the scoring. UNM recovered the last ditch inside kick to seal the win.

UNM had a 14-7 lead in the first quarter, scoring twice after an opening drive score for the Aggie. First, Lamar Jordan raced and danced his way to a 70-yard touchdown run, the longest of his career. After a booming Zack Rogers 69-yard punt to the 4-yard line, Lee Crosby forced a fumble by Rose in the end zone that he recovered for a touchdown and the 14-7 lead. NMSU would score the next 22 points before UNM mounted its comeback.

UNIVERSITY OF NEW MEXICO FOOTBALL



17 **GAME 6 - OCT. 10, 2015**
RENO, NEV.



35 **ATT: 20,426**

RENO, Nev. --- The University of Nevada rushed for 351 yards and got four touchdowns from quarterback Tyler Stewart, two rushing, two throwing as the Wolf Pack ended UNM's bid for its first 2-0 conference start since 1997 with a 35-17 win over New Mexico.

The Lobos (3-3, 1-1 MW) were shooting for a third straight win for the first time since the 2007 season. The Lobo offense never really got rolling, picking up just 273 yards of offense, its lowest total of the season. UNM's only offensive touchdown came when Teriyon Gipson went up the middle, cut right and outraced everyone for a 38-yard touchdown to give UNM a 10-7 lead. It was short-lived as Nevada marched down the field in four plays to take the lead for good at 14-10.

Lamar Jordan, who had back-to-back 100-yard rushing games, could only muster 22 on eight carries. He was 9-for-12 passing for 56 yards. With UNM down 28-17, the Lobos turned to Austin Apodaca, and he had his best game of his Lobo career, going 10-for-12 for 82 yards and an interception. Down 28-17, it looked like Apodaca had thrown his first touchdown pass as a Lobo, but diving for the goal line, Dameon Gamblin fumbled into the end zone, where it was recovered by the Wolf Pack for a touchback, effectively ending UNM's comeback bid.

UNM was down 21-10 entering the fourth quarter, and things looked bleak with Nevada inside the UNM red zone, but Nias Martin recovered a Stewart fumble and returned it 77 yards for a touchdown to make it 21-17. Nevada again had an answer, getting set up on first and goal after a pass interference penalty in the end zone and then getting a shot touchdown pass from Stewart to Jarred Gipson. That's when Apodaca came into the game in relief of Lamar Jordan.

UNM opened the scoring with a 42-yard field goal from Zack Rogers after his punt hit an upback and Reece White recovered it at the Nevada 25.

The Lobo defense didn't record a sack for the first time this season but score for the second straight game. Nevada outgained UNM 517-273. Nevada also racked up 30 first downs to 14 for UNM.

The Lobos return home to host Hawai'i at Branch Field at University Stadium at 5 p.m. in a game shown on both ROOT SPORTS and Oceanic back to Hawaii.

Box Score (Final) The Automated ScoreBook New Mexico State vs New Mexico (Oct 03, 2015 at Albuquerque, N.M)

Score by Quarters	1	2	3	4	Total
New Mexico State	17	9	3	0	29
New Mexico	14	0	15	9	38

Qtr	Time	Scoring play
1st	13:46	NMSU - Rose III, Larry 63 yd run (Davidson, P kick), 5-75 1:14
	12:46	NM - JORDAN, Lamar 70 yd run (SANDERS, Jason kick), 3-75 1:00
	06:38	NM - CROSBY, Lee 0 yd fumble recovery (SANDERS, Jason kick)
	05:30	NMSU - Rose III, Larry 67 yd run (Davidson, P kick), 3-75 1:08
	02:35	NMSU - Davidson, P 41 yd field goal, 4-2 1:47
2nd	04:43	NMSU - Rose III, Larry 51 yd run (Davidson, P kick failed), 2-53 0:30
	00:01	NMSU - Davidson, P 25 yd field goal, 5-75 0:35
3rd	11:40	NMSU - Davidson, P 39 yd field goal, 8-11 3:20
	06:30	NM - McQUARLEY, Richard 6 yd run (JORDAN, Lamar rush), 10-40 5:03
	02:41	NM - PRESSLEY, Jhurrell 32 yd run (SANDERS, Jason kick), 4-48 1:54
4th	10:19	NM - GIPSON, Teriyon 36 yd run (SANDERS, Jason kick), 2-78 0:18
	02:00	NM - TEAM safety

	NMSU	NM
FIRST DOWNS	14	21
RUSHES-YARDS (NET)	39-308	61-401
PASSING YDS (NET)	108	45
Passes Att-Comp-Int	28-12-2	17-5-1
TOTAL OFFENSE PLAYS-YARDS	67-416	78-446
Fumble Returns-Yards	0-0	0-0
Punt Returns-Yards	1-0	1-0
Kickoff Returns-Yards	1-18	4-78
Interception Returns-Yards	1-0	2-15
Punts (Number-Avg)	5-47.6	6-42.0
Fumbles-Lost	1-1	2-1
Penalties-Yards	7-39	4-27
Possession Time	25:56	34:04
Third-Down Conversions	4 of 16	6 of 17
Fourth-Down Conversions	1 of 4	2 of 2
Red-Zone Scores-Chances	2-3	1-2
Sacks By: Number-Yards	0-0	7-38

RUSHING: New Mexico State-Rose III, Larry 21-260; Rogers, Tyler 11-41; Jeanty, Nick 5-17; Hall, Xavier 1-0; Morgan, T 1-minus 10. New Mexico-JORDAN, Lamar 16-157; GIPSON, Teriyon 19-142; PRESSLEY, Jhurrell 18-99; McQUARLEY, Richard 4-14; ANAYA, David 1-5; TEAM 3-minus 16.

PASSING: New Mexico State-Rogers, Tyler 12-24-1-108; Jeanty, Nick 0-4-1-0; Morgan, T 0-0-0-0. New Mexico-JORDAN, Lamar 5-17-1-45.

RECEIVING: New Mexico State-Taylor, Tyrain 3-44; Morgan, T 3-15; Hogan, Gregory 2-28; Moore, Rayvean 2-16; Bergstrom, J 1-3; Bowen, Joshua 1-2. New Mexico-BUNNY, Marquis 2-15; HART-JOHNSON, Delane 1-12; GAMBLIN, Dameon 1-12; GIPSON, Teriyon 1-6.

INTERCEPTIONS: New Mexico State-Hogan, Gregory 1-0. New Mexico-JONES, Cranston 1-15; BYRD, Markel 1-0.

FUMBLES: New Mexico State-Rose III, Larry 1-1. New Mexico-GIPSON, Teriyon 1-0; WIGGINS, Carlos 1-1.

New Mexico State (0-4) vs. New Mexico (3-2)
Date: Oct 03, 2015 • Site: Albuquerque, N.M • Stadium: University Stadium
Attendance: 30900

Kickoff time: 6:08 pm • End of Game: 9:28 • Total elapsed time: 3:20
Officials: Referee: Jason Autrey; Umpire: Tyrone Blanks; Linesman: Bill Grier;
Line judge: Chris Conway; Back judge: Wayne Gautney; Field judge: Dan Moore;
Side judge: Fred Wiedower; Center judge: Michael Prowell;
Temperature: 74 • Wind: S @ 11 • Weather: Partly Sunny



Box Score (Final) The Automated ScoreBook New Mexico vs Nevada (Oct 10, 2015 at Reno, Nev.)

Score by Quarters	1	2	3	4	Total
New Mexico	3	7	0	7	17
Nevada	0	14	7	14	35

Qtr	Time	Scoring play
1st	09:36	NM - ROGERS, Zack 42 yd field goal, 4-0 1:11
2nd	08:54	NV - STEWART, Tyler 13 yd run (ZUZO, Brent kick), 8-80 3:09
	03:42	NM - GIPSON, Teriyon 38 yd run (ROGERS, Zack kick), 10-75 5:12
	02:37	NV - BUTLER, James 15 yd run (ZUZO, Brent kick), 4-75 1:05
3rd	03:00	NV - STEWART, Tyler 10 yd run (ZUZO, Brent kick), 9-83 3:51
4th	14:47	NM - MARTIN, Nias 77 yd fumble recovery (ROGERS, Zack kick)
	13:02	NV - GIPSON, Jarred 8 yd pass from STEWART, Tyler (ZUZO, Brent kick), 4-75 1:40
	01:18	NV - RICHARDSON, J. 27 yd pass from STEWART, Tyler (ZUZO, Brent kick), 13-80 6:42

	NM	NV
FIRST DOWNS	14	30
RUSHES-YARDS (NET)	37-135	54-351
PASSING YDS (NET)	138	166
Passes Att-Comp-Int	24-19-1	19-16-0
TOTAL OFFENSE PLAYS-YARDS	61-273	73-517
Fumble Returns-Yards	1-77	0-0
Punt Returns-Yards	0-0	2-1
Kickoff Returns-Yards	2-25	1-25
Interception Returns-Yards	0-0	1-2
Punts (Number-Avg)	7-41.6	3-39.0
Fumbles-Lost	1-1	2-2
Penalties-Yards	5-60	1-5
Possession Time	28:31	31:29
Third-Down Conversions	5 of 15	5 of 10
Fourth-Down Conversions	2 of 2	1 of 2
Red-Zone Scores-Chances	0-1	4-5
Sacks By: Number-Yards	0-0	0-0

RUSHING: New Mexico-GIPSON, Teriyon 11-68; JORDAN, Lamar 8-22; OWENS, Tyrone 3-15; PRESSLEY, Jhurrell 5-13; WIGGINS, Carlos 1-7; McQUARLEY, Richard 4-7; APODOCA, Austin 1-4; JORDAN, Romell 1-2; ANAYA, David 1-0; GAMBLIN, Dameon 1-minus 1; CHESTNUT, Daryl 1-minus 2. Nevada-JACKSON, Don 22-152; BUTLER, James 21-145; STEWART, Tyler 9-57; TEAM 2-minus 3.

PASSING: New Mexico-APODOCA, Austin 10-12-1-82; JORDAN, Lamar 9-12-0-56. Nevada-STEWART, Tyler 16-19-0-166.

RECEIVING: New Mexico-GAMBLIN, Dameon 8-71; GIPSON, Teriyon 4-29; HART-JOHNSON, Delane 2-20; WHITE, Reece 2-13; JORDAN, Romell 1-7; REED, Patrick 1-1; JONES, Ridge 1-minus 3. Nevada-RICHARDSON, J. 9-121; GIPSON, Jarred 2-20; DEMPS, Wyatt 2-16; HENDERSON, H. 2-14; BUTLER, James 1-minus 5.

INTERCEPTIONS: New Mexico-None. Nevada-MOODY, Elijah 1-2.

FUMBLES: New Mexico-GAMBLIN, Dameon 1-1. Nevada-MITCHELL, E. 1-1; STEWART, Tyler 1-1.

New Mexico (3-3,1-1) vs. Nevada (3-3,1-1)
Date: Oct 10, 2015 • Site: Reno, Nev. • Stadium: Mackay Stadium
Attendance: 20426

Kickoff time: 4 p.m. • End of Game: 6:54 pm • Total elapsed time: 2:54
Officials: Referee: Eddy Shelton; Umpire: Rick Podraza; Linesman: Rick Smith;
Line judge: Keith Garmond; Back judge: Terry White; Field judge: Nick Lave;
Side judge: Fulton Carson; Center judge: Stephen Baron;
Temperature: 82 • Wind: ssw 19 • Weather: clear and sunny

SEASON BOX SCORES

UNIVERSITY OF NEW MEXICO FOOTBALL



27 **GAME 7 - OCT. 17, 2015**
ALBUQUERQUE, N.M.



28 **ATT: 20,541**



21 **GAME 8 - OCT. 24, 2015**
SAN JOSE, CALIF.



31 **ATT: 11,646**

ALBUQUERQUE, N.M. --- Austin Apodaca drove New Mexico 80 yards in just 1:19 on his only drive of the game, hitting Dameon Gamblin for a 28-yard touchdown with 55 seconds left, and Zack Rogers hit the extra point as the Lobos came back from six points down for a thrilling 28-27 victory over Hawai'i. The win improved UNM to 4-3 overall and 2-1 in the Mountain Division, good for a tie for second place.

The drive looked like it would be academic as the Rainbow Warriors (2-5, 0-3 MW) lined up for a chip-shot 22 yard field goal with 2:18 left. However with the score 27-21 Hawai'i, Rigoberto Sanchez, who earlier hit a career-long 49-yarder, was wide left from a tough angle, giving the Lobos one last chance. Apodaca and company made Hawai'i pay dearly for their mistake.

He opened the drive with an 8-yard pass to Gamblin, and then after an incompletion, he somehow flipped a shovel pass before being tackled to Romell Jordan for a first down. He then hit Jordan for eight, had an incompletion and then converted a second third-down with an 11-yard pass to Gamblin to midfield. After a holding penalty moved the ball to the Hawai'i 40, Apocada threw two straight incompletions before hitting Carlos Wiggins on a thread-the-needle sideline route for 12 yards and a first down.

From the 28, he pump-fakes, got the safety to bite and hit Gamblin at the 10, and he raced in to tie the game at 27. After a false start, Zack Rogers hit the extra point to make it 28-27.

Lee Crosby ended the any hope of a Rainbow Warrior comeback with his second pick of the game with three seconds left.

The game marked the second straight home game that UNM came back after trailing at the half, and the second straight home game allowing just three second half points.

UNM gave up a touchdown on the opening drive to Hawai'i, but the Lobos got the seven points right back when Carlos Wiggins housed the ensuing kickoff 100 yards. It extended his UNM and Mountain West record for kickoff return touchdowns to five, and he became the first player in MW history with three 100-yard kickoff returns.

After a Hawai'i field goal, UNM took its only lead until the end on a 2-yard Jhurrell Pressley run to make it 14-10. The lead was short lived as Hawai'i answered right back with second 1-yard touchdown run from Paul Harris. Dylan Collie's 27-yard catch from Ikaika Woosley made it 24-14 at the break.

Down 10, Crosby's first pick of the evening set up UNM inside Hawai'i territory, where starting quarterback Lamar Jordan scrambled and found David Anaya in the end zone on third-and-goal for an 11-yard score to make it a 24-21 game. UNM then allowed only a field goal of 47 yards, setting up Apodaca's winning drive.

SAN JOSE, Calif. --- The University of New Mexico built up a 14-7 second quarter lead, but San Jose State got 263 yards rushing from Tyler Ervin and the Spartans scored 24 unanswered to race past the Lobos 31-21.

The Loss for New Mexico (4-4, 2-2 MW) cost the Lobos a tie for first place in the Mountain Division, but UNM still sits just one game out of first and controls its own destiny for a division title. San Jose State (4-4, 3-2 MW) sits 1.5 games behind leader San Diego State in second place in the West Division, although SDSU has the tiebreaker.

The Lobos didn't get the start it envisioned when Ervin went 71 yards on the second play of the game, but Teriyon Gipson answered just two drives later with a 79-yard run right up the seam for a 7-7 tie. It was his longest career rush and he would finish with nine carries for 99 yards.

UNM went up 14-7 with just 6:25 left in the half when Diquon Woodhouse scored his first career touchdown to put the Lobos up, but UNM wouldn't score again until midway through the fourth. SJSU tied it on the next drive with a 35-yard touchdown on a slant pass, and then after a questionable pass interference penalty kept a drive alive, SJSU got a 25-yard touchdown pass with 18 seconds left in the half for a 21-14 lead.

The game stayed there until Kenny Potter was flushed out of the pocket, and somehow escaped a Lobo rush and scored on a 12-yard dizzying run to make it 28-14. After a field goal made it 31-14, UNM got within 10 when Jhurrell Pressley scored from 4-yards out with 7:46 left in the game, but SJSU chewed up most of the clock and effectively ended the game.

UNM starting quarterback Austin Apodaca was 8-for-20 for 130 yards and an interception, and he rushed for 59 yards in his first start.



Box Score (Final)
The Automated ScoreBook
Hawai'i vs New Mexico (Oct 17, 2015 at Albuquerque, N.M.)

Score by Quarters	1	2	3	4	Total
Hawai'i	10	14	0	3	27
New Mexico	7	7	7	7	28

Qtr Time Scoring play

1st 10:20 UH - HARRIS, Paul 1 yd run (SANCHEZ, R. kick), 13-75 4:40
10:09 NM - WIGGINS, Carlos 100 yd kickoff return (ROGERS, Zack kick)
00:42 UH - SANCHEZ, R. 49 yd field goal, 9-62 3:28
2nd 08:05 NM - PRESSLEY, Jhurrell 2 yd run (ROGERS, Zack kick), 17-82 7:36
04:33 UH - HARRIS, Paul 1 yd run (SANCHEZ, R. kick), 9-79 3:27
01:45 UH - COLLIE, Dylan 27 yd pass from WOOLSEY, Ikaika (SANCHEZ, R. kick), 5-54 1:11
3rd 07:53 NM - ANAYA, David 11 yd pass from JORDAN, Lamar (ROGERS, Zack kick), 7-34 2:55
4th 12:59 UH - SANCHEZ, R. 47 yd field goal, 5-23 2:25
00:55 NM - GAMBLIN, Dameon 28 yd pass from APODOCA, Austin (ROGERS, Zack kick), 10-80 1:19

	UH	NM
FIRST DOWNS	23	28
RUSHES-YARDS (NET)	51-220	53-197
PASSING YDS (NET)	195	195
Passes Att-Comp-Int	25-13-2	26-15-0
TOTAL OFFENSE PLAYS-YARDS	76-415	79-392
Fumble Returns-Yards	0-0	0-0
Punt Returns-Yards	2-10	0-0
Kickoff Returns-Yards	1-19	3-114
Interception Returns-Yards	0-0	2-29
Punts (Number-Avg)	3-44.3	4-39.0
Fumbles-Lost	0-0	3-2
Penalties-Yards	11-94	9-64
Possession Time	29:41	30:19
Third-Down Conversions	10 of 18	9 of 16
Fourth-Down Conversions	0 of 0	1 of 2
Red-Zone Scores-Chances	2-3	2-3
Sacks By: Number-Yards	3-24	1-7

RUSHING: Hawai'i-HARRIS, Paul 25-125; LAKALAKA, S. 16-83; WOOLSEY, Ikaika 9-13; Team 1-minus 1. New Mexico-GIPSON, Teriyon 16-80; PRESSLEY, Jhurrell 13-70; JORDAN, Lamar 15-29; JORDAN, Romell 5-21; ANAYA, David 1-4; MCQUARLEY, Richard 1-2; TEAM 2-minus 9.

PASSING: Hawai'i-WOOLSEY, Ikaika 13-25-2-195. New Mexico-JORDAN, Lamar 9-16-0-125; APODOCA, Austin 6-10-0-70.

RECEIVING: Hawai'i-COLLIE, Dylan 7-113; BERNARD, Isaiah 3-62; STUBBLEFIELD, D 1-9; LAKALAKA, S. 1-7; TORRES, Dakota 1-4. New Mexico-WHITE, Reece 3-72; GAMBLIN, Dameon 3-47; WIGGINS, Carlos 3-29; DAVIS, Chris 2-22; JORDAN, Romell 2-11; ANAYA, David 1-11; GIPSON, Teriyon 1-3.

INTERCEPTIONS: Hawai'i-None. New Mexico-CROSBY, Lee 2-29.

FUMBLES: Hawai'i-None. New Mexico-JORDAN, Lamar 2-1; DAVIS, Chris 1-1.

Hawai'i (2-5, 0-3) vs. New Mexico (4-3, 2-1)
Date: Oct 17, 2015 • Site: Albuquerque, N.M. • Stadium: University Stadium
Attendance: 20541

Kickoff time: 5:08 pm • End of Game: 8:38 • Total elapsed time: 3:30
Officials: Referee: Alan Eck; Umpire: Tab Slaughter; Linesman: Cal McNeill;
Line judge: Steve Hoslett; Back judge: Donnie Aultman; Field judge: Scott Gaines;
Side judge: John Fleming; Center judge: Chris Tallent;



Box Score (Final)
The Automated ScoreBook
New Mexico vs San Jose State (Oct 24, 2015 at San Jose, Calif.)

Score by Quarters	1	2	3	4	Total
New Mexico	7	7	0	7	21
San Jose State	7	14	7	3	31

Qtr Time Scoring play

1st 14:19 SJ - ERVIN, Tyler 71 yd run (LOPEZ, Austin kick), 2-75 0:41
07:34 NM - GIPSON, Teriyon 79 yd run (ROGERS, Zack kick), 1-79 0:13
2nd 06:25 NM - WOODHOUSE, Diquon 4 yd run (ROGERS, Zack kick), 8-52 4:06
03:13 SJ - WILSON, Hansell 35 yd pass from POTTER, Kenny (LOPEZ, Austin kick), 6-89 3:12
00:18 SJ - FREEMAN, Billy 25 yd pass from POTTER, Kenny (LOPEZ, Austin kick), 8-67 1:55
3rd 03:05 SJ - POTTER, Kenny 12 yd run (LOPEZ, Austin kick), 7-51 3:49
4th 09:25 SJ - LOPEZ, Austin 43 yd field goal, 11-65 5:51
07:46 NM - PRESSLEY, Jhurrell 4 yd run (ROGERS, Zack kick), 4-57 1:39

	NM	SJ
FIRST DOWNS	15	25
RUSHES-YARDS (NET)	32-205	57-317
PASSING YDS (NET)	130	181
Passes Att-Comp-Int	20-8-1	20-16-0
TOTAL OFFENSE PLAYS-YARDS	52-335	77-498
Fumble Returns-Yards	0-0	0-0
Punt Returns-Yards	1-23	1-7
Kickoff Returns-Yards	3-66	3-50
Interception Returns-Yards	0-0	1-11
Punts (Number-Avg)	4-37.2	3-38.7
Fumbles-Lost	1-1	0-0
Penalties-Yards	3-34	5-50
Possession Time	23:01	36:59
Third-Down Conversions	2 of 8	9 of 15
Fourth-Down Conversions	0 of 0	0 of 2
Red-Zone Scores-Chances	2-3	1-2
Sacks By: Number-Yards	3-8	0-0

RUSHING: New Mexico-GIPSON, Teriyon 9-99; APODOCA, Austin 12-59; PRESSLEY, Jhurrell 5-19; ANAYA, David 2-13; WOODHOUSE, Diquon 2-7; OWENS, Tyrone 1-7; JORDAN, Romell 1-1. San Jose State-ERVIN, Tyler 36-263; POTTER, Kenny 9-30; ROBERSON, Malik 10-24; LAWSON, Jarrod 1-1; TEAM 1-minus 1.

PASSING: New Mexico-APODOCA, Austin 8-20-1-130. San Jose State-POTTER, Kenny 16-20-0-181.

RECEIVING: New Mexico-WHITE, Reece 3-41; GIPSON, Teriyon 1-44; WIGGINS, Carlos 1-18; BUNDY, Marquis 1-11; GAMBLIN, Dameon 1-11; JONES, Ridge 1-5. San Jose State-CRAWLEY, Tim 4-33; FREEMAN, Billy 3-40; WINSTON, Tyler 3-18; WILSON, Hansell 2-62; ERVIN, Tyler 2-11; KEARNEY, Chris 1-12; HOLMES, Justin 1-5.

INTERCEPTIONS: New Mexico-None. San Jose State-WALLACE, Clevel 1-11.

FUMBLES: New Mexico-GAMBLIN, Dameon 1-1. San Jose State-None.

New Mexico (4-4, 2-2) vs. San Jose State (4-4, 3-2)
Date: Oct 24, 2015 • Site: San Jose, Calif. • Stadium: Spartan Stadium
Attendance: 11646

Kickoff time: 4:08 pm • End of Game: 6:58 pm • Total elapsed time: 2:50
Officials: Referee: Kevin Mar; Umpire: Matt Salas; Linesman: John Kilmer;
Line judge: Darren Deckard; Back judge: Corey Luxner; Field judge: John Wisniewski;
Side judge: T. Salam; Center judge: Mike Contreras;
Temperature: 78F • Wind: WNW3mph • Weather: Partly cloudy.



13

**GAME 9 - NOV. 7, 2015
ALBUQUERQUE, N.M.
ATT: 19,886**



0

**GAME 10 - NOV. 14, 2015
BOISE, IDAHO
ATT:**

ALBUQUERQUE, N.M. --- On a night where UNM struggled offensively, the Lobo defense and special teams came up big time and time again as the Lobos picked up their signature win in the Bob Davie era, a 14-13 heart-stopper over Utah State, pushing New Mexico to 5-4 overall and 3-2 in the Mountain West.

It's the most wins for the Lobos since going 9-4 in 2007. More importantly, New Mexico is both one win away from becoming bowl eligible, and should the Lobos win their last three games, New Mexico would be the Mountain Division champions and play in the Mountain West Championship game.

The Lobos are technically still in fourth place, but they trail Boise State (4-1) and Air Force (4-1), two teams that the Lobos still have to play. Utah State is in third at 4-2, but New Mexico owns the tiebreaker with them.

The game was never decided until the final minute, when it once again came down to a field goal attempt. This time after a punt gave the Aggies the ball at their own 35 with 2:54 to go, Kent Myers maneuvered his team to the Lobo 30-yard line with plenty of time on the clock. After an incompletion, Utah State then ran the ball to the 26, and then centered the ball to the 24, leaving a tricky 41 yard field goal attempt with a stiff cross-breeze blowing for Brock Warren.

Warren, who was 2-for-2 on the day including a career long 41-yarder earlier in the quarter pushed the kick wide right, his first miss of the season after eight makes. The Lobos took three knees to end the game.

The Lobos never trailed, taking the lead at the 8:59 mark of the second quarter when Lamar Jordan scrambled and then pulled up just before crossing the line of scrimmage and finding a wide open Delane Hart-Johnson, who raced into the end zone after a lengthy review for a 7-0 lead.

Utah State did get a field goal before the half expired, but UNM got the first of two huge special teams plays from David Anaya after going 3-and-out on the opening series of the second half. Zack Rogers crushed a punt 52 yards that Andrew Rodriguez fielded at the 10. Rodriguez was hit squarely by David Anaya, forcing a fumble that Reece White recovered at the Utah State 3-yard line. Richard McQuarley barreled in from 3-yards out on the next play for a 14-3 lead.

From there, it was UNM's defense. The Aggie did get a touchdown on a sensational catch by Rodriguez to cut the lead to 14-10, but UNM allowed just a field goal the rest of the way. The defense opened the game with a tremendous goal line stand. With Utah State facing second-and-2 from the Lobo 3-yard line, Devante Mayes only gained one yard on two successive plays. The Aggies passed on the 19-yard field goal attempt, and got nothing when Myers threw incomplete.

BOISE, Idaho ---



**Box Score (Final)
The Automated ScoreBook
Utah State vs New Mexico (Nov 07, 2015 at Albuquerque, N.M.)**



Score by Quarters	1	2	3	4	Total
Utah State	0	3	7	3	13
New Mexico	0	7	7	0	14

Qtr	Time	Scoring play
2nd	08:59	NM - HART-JOHNSON, Delane 86 yd pass from JORDAN, Lamar (ROGERS, Zack kick), 3-96 1:58
	06:10	US - WARREN, Brock 25 yd field goal, 6-33 2:40
3rd	13:20	NM - McQUARLEY, Richard 3 yd run (ROGERS, Zack kick), 1-3 0:04
	05:55	US - RODRIGUEZ, Andr 24 yd pass from MYERS, Kent (WARREN, Brock kick), 6-61 2:59
4th	11:47	US - WARREN, Brock 41 yd field goal, 4-7 2:08

	US	NM
FIRST DOWNS	13	10
RUSHES-YARDS (NET)	37-78	48-132
PASSING YDS (NET)	216	104
Passes Att-Comp-Int	25-14-0	12-4-1
TOTAL OFFENSE PLAYS-YARDS	62-294	60-236
Fumble Returns-Yards	0-0	0-0
Punt Returns-Yards	5-16	2-7
Kickoff Returns-Yards	1-56	3-62
Interception Returns-Yards	1-44	0-0
Punts (Number-Avg)	6-46.5	9-40.7
Fumbles-Lost	2-2	2-0
Penalties-Yards	2-8	7-67
Possession Time	28:46	31:14
Third-Down Conversions	4 of 15	2 of 14
Fourth-Down Conversions	0 of 2	0 of 1
Red-Zone Scores-Chances	1-3	1-1
Sacks By: Number-Yards	2-16	1-8

RUSHING: Utah State-MAYS, Devante 17-29; HOBBS, Damion 4-28; FOX, Tyler 1-11; MYERS, Kent 11-8; HUNT, LaJuan 2-6; KEETON, Chuckie 1-1; HERVEY, Justen 1-minus 5. New Mexico-GIPSON, Teriyon 18-86; JORDAN, Lamar 11-45; PRESSLEY, Jhurrell 7-20; McQUARLEY, Richard 2-9; CHESTNUT, Daryl 2-4; JORDAN, Romell 1-1; TEAM 3-minus 15; APODOCA, Austin 4-minus 18.

PASSING: Utah State-MYERS, Kent 13-24-0-213; KEETON, Chuckie 1-1-0-3. New Mexico-APODOCA, Austin 2-5-1-7; JORDAN, Lamar 2-5-0-97; ROGERS, Zack 0-1-0-0; ANAYA, David 0-1-0-0.

RECEIVING: Utah State-SHARP, Hunter 5-38; HUNT, LaJuan 2-67; RODRIGUEZ, Andr 2-48; HOUSTON, Wyatt 2-31; ROBERTS, Braelo 2-26; SWINDALL, Brand 1-6. New Mexico-GIPSON, Teriyon 2-15; HART-JOHNSON, Delane 1-86; GAMBLIN, Dameon 1-3.

INTERCEPTIONS: Utah State-CENTERS, Devin 1-44. New Mexico-None.

FUMBLES: Utah State-HOBBS, Damion 1-1; RODRIGUEZ, Andr 1-1. New Mexico-WIGGINS, Carlos 1-0; APODOCA, Austin 1-0.

Utah State (5-4,4-2) vs. New Mexico (5-4,3-2)
Date: Nov 07, 2015 • Site: Albuquerque, N.M. • Stadium: University Stadium
Attendance: 19886

Kickoff time: 1:34 pm • End of Game: 5:00 pm • Total elapsed time: 3:26
Officials: Referee: David Alvarez; Umpire: M. FitzGerald; Linesman: John Kilmer;
Line Judge: Scott Reilly; Back judge: Mike Aaronian; Field judge: RichardAlmeroth;
Side judge: Richard Ockley; Center judge: Stuart Schalke;
Temperature: 52 • Wind: 19 MPH • Weather: Sunny, Cool