



UNIVERSITY OF NEW MEXICO LOBO FOOTBALL

1939 Sun Bowl * 1944 Sun Bowl * 1946 Sun Bowl * 1947 Harbor Bowl * 1961 Aviation Bowl * 1997 Insight.com Bowl
2002 Las Vegas Bowl * 2003 Las Vegas Bowl * 2004 Emerald Bowl * 2006 New Mexico Bowl * 2007 New Mexico Bowl

2015 NEW MEXICO SCHEDULE

Date	Opponent (TV)	Time/Result
9/5	Mississippi Valley State	W 66-0
9/12	Tulsa (ESPN3)	L 21-40
9/18	at (RV/RV) Arizona State (Pac-12)	L 10-34
9/26	*at Wyoming (ROOT)	W 38-28
10/3	New Mexico State (ROOT)	W 38-29
10/10	*at Nevada (MWN/CI)	L 17-35
10/17	*Hawai'i (ROOT/Oceanic)	W 28-27
10/24	*at San José State (ROOT)	L 21-31
11/7	*Utah State (CBSSN)	1:34 pm
11/14	*at (RV/RV) Boise St. (ESPNU)	8:15 pm
11/21	*Colorado State (ROOT)	3:38 pm
11/28	*Air Force (ESPN Family)	TBA

ON THE AIR

Television

CBS Sports Network
Play-by-Play: Andrew Catalon
Color Analyst: Randy Cross
Sidelines: Rashan Ali

Radio (English)

Lobo Radio Network
(770 KKOB-AM flagship in Albuquerque)
Play-by-Play: Robert Portnoy
Color Analyst: DonTrell Moore
Sidelines: Scott Stiegler

Radio (Spanish)

ESPN Deportes
(1450 KRZY-AM & José 105.9-FM)
Play-By-Play: Carlos Fourzan
Color Analyst: Ben Becerra

FOOTBALL COMMUNICATIONS

Frank Mercogliano, Asst. A.D. for Communications
Email: fmercog@unm.edu
Cell Phone: 505-410-4844
Twitter: @fmmmercogliano

PROMOTIONS & SPONSORS

Hispanic Culture Appreciation. Lobo Football Canned Food Drive. "44 Urlacher Special" – 4 Tickets, 4 small sodas & 4 hot dogs for \$44! The Lobos will recognize media partners iHeart Media & Comcast Spotlight.



New Mexico (4-4, 2-2 MW)

LOBOS

GAME 9

Date.....Saturday, November 7
Time.....1:34 p.m. MT
Location..... Albuquerque, N.M.
Venue..... Branch Field at University Stadium
Capacity..... 39,224
Television..... CBS Sports Network
Series Record..... UNM leads 11-10
In ABQ..... UNM leads 8-4
In Logan..... UNM trails 3-6
Current Streak..... Utah State, 2
Last Meeting..... 11/15/14 USU 21-28
Last Meeting in ABQ..... 10/19/13
USU 10-45



Utah State (5-3, 4-1 MW)

AGGIES

The Game:

The University of New Mexico Lobos (4-4, 2-2 MW) have a tough task as the squad returns home for a big game against the Utah State Aggies (5-3, 4-1 MW). New Mexico is coming off a bye week after dropping a 31-21 decision to San Jose State. Utah State is coming off a 58-21 win over Wyoming. The Aggies have won four of their last five, and they have broken the 50-point mark in three of their last four.

The Coaches:

The University of New Mexico Lobos are coached by Bob Davie, who is 15-30 in his fourth season with the Lobos, and he is 50-55 overall in his ninth season. He spent his first five seasons as a head coach manning the Notre Dame Fighting Irish. For the Aggies, they are coached by former Lobo assistant coach Matt Wells. Wells is 24-12 in his third season as the head coach after previously serving as an assistant coach. Wells is a graduate of Utah State.

Series History:

The two teams have played 21 times previously, and the Lobos own a slim 11-10 lead. However, most of those meetings were prior to 2013 when the Aggies joined the Mountain West. The two teams met in separate two-game series in 2002-03 and 1997-98, but before that, you would have to go back to 1966 for the last meeting.

New Mexico's last win in Albuquerque over Utah State was on 10/4/2003, a 34-7 win over the Aggies.

Broadcast Information:

The broadcast will be broadcast once nationally on CBS Sports Network DISH 158, Direct 221, Comcast 274/838 HD. Andrew Catalon will have the call with former San Francisco 49er great Randy Cross on analysis. Rashan Ali has the sidelines covered.

The game will be broadcast on the Lobo Radio Network with Robert Portnoy and DonTrell Moore calling all the action, with Michael Carlyle serving as engineer. Scott Stiegler will host the post game call-in show. The flagship station is 770 AM KKOB out of Albuquerque. This feed will also be available via the TuneIn Radio App.

The game will also be broadcast on ESPN Deportes with Carlos Fourzan and Ben Becerra on 1450 KRZY and José 105.9 FM.

Tweetable:

The Lobos are coming off a bye week. UNM has won its last two games after a bye week, both last year #GoLobos

OFFENSE

Pos.	#	Player	Ht.	Wt.	Cl.-Ex.	Hometown (Last School)	Notes
WR-X	81	Marquis Bundy	6-4	215	Sr-3L	Anthem, Ariz. (Boulder Creek)	Has four catches for 46 yards
	19	Matt Quarells	6-1	192	Fr-RS	St. Louis, Mo. (Hazelwood Central HS)	Has one catch for 17 yards
LT	75	Reno Henderson	6-4	275	Jr-1L-RS	Ocala, Fla. (New Mexico Military Inst./Vanguard HS)	Scored a touchdown on a FR against Mississippi Valley State, started eight games
	62	Garrett Adcock	6-2	291	Jr-2L-RS	Dallas, Texas (Dallas Christian HS)	Played in two games, one start
LG	79	Bryan Oldenkamp	6-4	308	Sr-1L-1SQ-RS	Hesperia, Calif. (Chaffey College/Hesperia HS)	Started seven games, played in eight
	50	Chris Lewis	6-3	301	Jr-JC	Compton, Calif. (Riverside JC/Compton HS)	Played in five games, one start
C	51	Eden Mahina	6-4	308	Sr-1L	Ontario, Calif. (Mt. San Jacinto College/Upland HS)	Started eight games, seven at center, one at guard
	66	Tevita Fonua	6-2	308	Jr-JC	Richmond, Calif. (Laney College/John F. Kennedy HS)	Played in two games, one start
RG	55	Aaron Jenkins	6-1	312	Fr-RS	Dallas, Texas (Lincoln HS)	Started eight games, seven at guard, one at tackle
	50	Chris Lewis	6-3	301	Jr-JC	Compton, Calif. (Riverside JC/Compton HS)	Played in five games, one start
RT	76	Dillon Romine	6-6	290	Sr-2L-RS	Bradenton, Fla. (Braden River HS)	Played in eight games, six starts
	62	Garrett Adcock	6-2	291	Jr-2L-RS	Dallas, Texas (Dallas Christian HS)	Played in two games, one start
TE	80	Reece White	6-1	225	Sr-3L	Rio Rancho, N.M. (Cleveland HS)	Has 11 catches for 174 yards
	48	Chris Edling	6-3	244	Sr-3L	Corsicana, Texas (Corsicana HS)	Has no catches
WR-H	2	Dameon Gamblin	5-10	174	Jr-2L	Mesquite, Texas (Mesquite HS)	Has 28 catches for 371 yards and 2 TD, eight rushes for 47 yards
	22	Chris Davis	5-6	171	So-1L	Westlake Village, Calif. (Oaks Christian HS)	Has five catches for 53 yards
WR-Y	24	Carlos Wiggins	5-8	166	Sr-3L	Plano, Texas (Plano West HS)	Has 10 catches for 187 yards and a TD, four rushes for 47 yards
	82	Delane Hart-Johnson	6-4	210	So-JC	Philadelphia, Pa. (L.A. Valley College/MLK HS)	Has eight catches for 68 yards
*QB	13	Lamar Jordan	5-10	190	So-1L-RS	Frisco, Texas (Centennial HS)	47-85-2 for 599 yards, 3 TDs, has 74 rushes for 455 yards, 3 TD
and	10	Austin Apodoca	6-3	207	Jr-JC	Longmont, Colo. (Mesa CC/Washington State/Silver Creek HS)	40-79-3 for 465 yards, 1 TD
RB	6	Jhurell Pressley	5-10	203	Sr-3L-RS	Newcastle, Del. (Red Lion Christian Academy)	96 rushes for 449 yards, 5 TD
	4	Romell Jordan	5-8	182	So-1L-RS	Rio Rancho, N.M. (Cleveland HS)	13 rushes for 57 yards, has three catches for 18 yards
TB	7	Teriyon Gipson	5-8	182	Jr-2VL	Dallas, Texas (Kimball HS)	78 rushes for 502 yards, 5 TD, has 10 catches for 85 yards
	25	David Anaya	5-9	205	Sr-3L	Roswell, N.M. (Goddard HS)	12 rushes for 58 yards, 1 TD, has one catch for 11 yards, 1 TD

*starter TBA

DEFENSE

Pos.	#	Player	Ht.	Wt.	Cl.-Ex.	Hometown (Last School)	Notes
LE	95	Garrett Hughes	6-1	267	So-1L	Corona, Calif. (Centennial HS)	10 tackles, 2.0 sacks for 11 yards, 3.5 TFLs for 14 yards, 1 PBU
	53	Cody Baker	6-3	246	Fr-HS	Issaquah, Wash. (Eastside Catholic HS)	14 tackles, 0.5 TFLs for 0 yards
NT	92	William Udeh	6-0	294	Jr-2L	Coppell, Texas (Coppell HS)	11 tackles, 2.0 TFLs for 7 yards
	55	Taylor Timmons	6-0	291	Jr-RS	Tampa, Fla. (Mew Mexico Military Inst./Tampa Catholic HS)	Nine tackles, 2.5 sacks for 19 yards, 4.0 TFL for 24 yards
RE	91	Nik D'Avanzo	6-3	281	Jr-2L	Baltimore, Md. (Archbishop Curley HS)	25 tackles, 0.5 sacks for 4 yards, 4.5 TFLs for 12 yards, 1 FR for 0 yards, 1 PBU, 1 QBH
	59	Chris Lee	6-1	260	Sr-1L	Oakland, Calif. (Laney College/San Leandro HS)	1 FR for 0 yards, 1 QBH
RUSH	54	Donnie White	6-1	240	Jr-2L	St. Louis, Mo. (De Smet HS)	22 tackles, 2.0 sacks for 17 yards, 3.5 TFLs for 23 yards, 1 PBU, 2 QBH
	58	Maurice Daniels	6-4	219	Jr-JC	Coalinga, Calif. (West Hills College/Robeson HS)	30 tackles, 5.5 sacks for 32 yards, 10.0 TFLs for 51 yards, 1 PBU, 1 FF, 2 QBH
MLB	49	Dakota Cox	6-0	231	Jr-2L	Draper, Utah (Juan Diego HS)	61 tackles, 3.5 sacks for 13 yards, 9.0 TFLs for 23 yards, 1 INT for 8 yards, 1 PBU, 1 QBH
	32	Michael Arredondo	6-1	230	Sr-3L	Phoenix, Ariz (Desert Vista HS)	Four tackles
WLB	2	Kimmie Carson	6-0	213	So-1L-RS	Tulsa, Okla. (East Central HS)	51 tackles, 2.5 sacks for 21 yards, 7.0 TFLs for 30 yards, 1 QBH
	20	Ryan Langford	6-4	235	Sr-1L	Davenport, Iowa (Iowa Western CC/Assumption HS)	33 tackles, 1.5 sacks for 12 yards, 6.0 TFLs for 20 yards, 1 PBU
LCB	19	Nias Martin	5-10	175	Jr-JC	Baltimore, Md. (Hartnell College/Dunbar HS)	17 tackles, 2.0 TFLs for 4 yards, 1 FR for 77 yards, 1 TD
	4	Isaiah "I.B." Brown	5-11	187	Jr-2L	San Antonio, Texas (Katy HS)	Five tackles, 1 PBU
SS	12	Ryan Santos	5-10	190	Jr-2L-RS	Klein, Texas (Klein Collins HS)	36 tackles, 1 PBU
	8	Ricky Bennett	6-0	213	So-1L	Huntsville, Texas (Huntsville HS)	11 tackles
FS	14	Daniel Henry	6-1	196	Jr-RS	San Diego, Calif. (Iowa Western CC/Weber State/La Jolla Country Day)	36 tackles, 1.0 sacks for 4 yards, 2.0 TFL for 6 yards, 2 PBU
	22	Markel Byrd	5-11	195	So-1L-RS	San Diego, Calif. (Horizon Christian Academy)	29 tackles, 1.0 sacks for 10 yards, 2.0 TFLs for 13 yards, 2 INT for 0 yards
CZAR	5	Lee Crosby	5-11	201	Jr-RS	Baltimore, Md. (Snow College/Baltimore City HS)	44 tackles, 1.0 sacks for 7 yards, 3.0 TFLs for 10 yards, 1 FF, 1 FR, 1 TD, 2 INT for 29 yards, 3 PBU
	28	Jake Rothschilder	5-7	190	So-RS	Westlake Village, Calif. (Westlake HS)	14 tackles
RCB	3	Cranston Jones	5-8	172	Sr-3L	Mesquite, Texas (West Mesquite HS)	21 tackles, 1.0 TFL for 3 yards, 1 INT for 15 yards, 3 PBU
	21	Donnie Duncan	5-11	191	Sr-3L-RS	Cerritos, Calif. (Alexander Hamilton HS)	21 tackles, 1.0 TFLs for 2 yards, 2 PBU

SPECIAL TEAMS

Pos.	#	Player	Ht.	Wt.	Cl.-Ex.	Hometown (Last School)	Notes
FGs	90	Zack Rogers	5-9	191	Sr-1L-2SQ-RS	Rio Rancho, N.M. (Rio Rancho HS)	1-2 (42G, 28 BLK), 9-9 XP (game-winner with 55 seconds left vs. Hawai'i)
	95	Jason Sanders	5-11	186	So-1L	Orange, Calif. (Villa Park HS)	3-7 FG (28G, 42WR, 35WR, 32G, 22G, 29WL, 41 WR), 22-22 on XP
KOs	95	Jason Sanders	5-11	186	So-1L	Orange, Calif. (Villa Park HS)	31 touchbacks on 44 kickoffs, start position of the 24 yard line
	90	Zack Rogers	5-9	191	Sr-1L-2SQ-RS	Rio Rancho, N.M. (Rio Rancho HS)	No kickoffs this season
P	90	Zack Rogers	5-9	191	Sr-1L-2SQ-RS	Rio Rancho, N.M. (Rio Rancho HS)	Has 42 punts for 41.3 yard average, long of 69, 2 TBs, 17 FC, 14 I20, 8 50+
	94	Sam Gentry	6-6	242	Jr-2SQ-RS	Albuquerque, N.M. (Eldorado HS)	No punts this season
DS	97	Steven Romero	6-1	225	Jr-2L	Albuquerque, N.M. (La Cueva HS)	Starting long snapper for the last three seasons
	30	Wendell Carter	5-7	180	Sr-2SQ-RS	Winslow, Ariz. (Winslow HS)	Has not snapped in a game
Hold	94	Sam Gentry	6-6	242	Jr-2SQ-RS	Albuquerque, N.M. (Eldorado HS)	First year as holder
	10	Austin Apodoca	6-3	207	Jr-JC	Longmont, Colo. (Mesa CC/Washington State/Silver Creek HS)	Washington State's holder in 2013
KOR	24	Carlos Wiggins	5-8	166	Sr-3L	Plano, Texas (Plano West HS)	Has 12 returns for 367 yards, 30.6 yard average, long of 100, 1 TD (5 career KO TDs)
	20	Daryl Chestnut	5-8	188	So-JC	Miami, Fl. (Christopher Columbus HS/Coffeyville JC)	Has 5 returns for 93 yards, 18.6 average, long of 30
	25	David Anaya	5-9	205	Sr-3L	Roswell, N.M. (Goddard HS)	No returns this season
PR	24	Carlos Wiggins	5-8	166	Sr-3L	Plano, Texas (Plano West HS)	Has 5 returns for 47 yards, 9.4 average, long of 23
	22	Chris Davis, Jr.	5-6	171	So-1L	Westlake Village, Calif. (Oaks Christian HS)	Has 1 returns for 0 yards, 0.0 average, long of 0

NEW MEXICO WEEKLY PRACTICE & MEDIA SCHEDULE (MOUNTAIN TIME)

GENERAL INFORMATION

Name of School University of New Mexico
 City/Zip Albuquerque, N.M. 87106
 Founded 1889 by Territorial Legislature
 Enrollment 28,800
 Nickname Lobos
 School Colors Cherry and Silver
 Stadium Branch Field at University Stadium
 Capacity 39,224
 Conference Mountain West
 Affiliation NCAA I
 President Dr. Robert Frank
 Vice President for Athletics Paul Krebs
 Athletic Dept. Phone 505-925-5501
 Ticket Office Phone 505-925-LOBO

COACHING STAFF

Head Coach Bob Davie
 Alma Mater, Year Youngstown State, 1977
 Record at School (years) 15-30, 4th season
 Career Record (years) 50-55, 9th season
 Football Office Phone 505-925-5700
 Best Time of Day to Reach Coach Contact SID
 Assistant Coaches
 Bob DeBesse Off. Coord./QBs
 Scott Baumgartner WRs
 Clay Davie TEs
 Jason Lenzmeier OL
 Apollo Wright Special Teams/RBs
 LaMar Bratton Grad. Asst. (Offense)
 Mitchell Kleinschrodt ... Grad. Asst. (Offense)
 Kevin Cosgrove Def. Coord./LBs
 Charles McMillian ... Def. Passing Game Coord/S
 Barry Sacks DL
 Al Simmons CBs
 Andrew Aho Grad. Asst. (Defense)
 Ivan Cordova Grad. Asst. (Defense)
 Dir. of Football Ops Brian DeSpain
 Asst. Dir. of Ops Evan Barker
 Video Coordinator Chris Crooks
 Videographer Paul Kasero
 Dir. of Recruiting Josh Sternquist
 Dir. of Player Development Trent Martin
 Athletic Performance Ben Hilgart
 Asst. Athletic Performance Kyle Kudrna
 G.A. Athletic Performance Kasey Carrier

TEAM INFORMATION

2014 Overall Record 4-8
 2014 Mountain West Record/Finish 2-6/5th Mt.

HISTORY

First Year of Football 1892
 Overall All-Time Record 467-573-31
 Number of Bowls/last 11/2007
 Bowl Record 3-7-1
 NFL Draft Picks 64

COMMUNICATIONS

Press Box Phone 505-925-5805
 SID Mailing Address New Mexico Athletics
 Colleen J. Maloof Administration Building
 1 University of New Mexico
 MSC04 2680
 Albuquerque, NM 87131-0001
 Overnight Address New Mexico Athletics
 Colleen J. Maloof Administration Building
 1414 University Boulevard SE
 Albuquerque, NM 87106

SOCIAL MEDIA

Website www.golobos.com



@NewMexicoFB



/UNMLoboFootball

MONDAY	TUESDAY	WEDNESDAY	THURSDAY	FRIDAY	SATURDAY	SUNDAY
Practice 9:15-11:15 a.m.	Practice 9:15-11:15 a.m.	Practice 9:15-11:15 a.m.	Practice 10:00-11:30 p.m.	Practice Team Walk Through (CLOSED)	Game 1:34 p.m. vs. Utah State	Practice OFF
Media Open first 30 minutes Interviews after practice (Players & Coaches) LoboTalk 7-9 p.m. - Chama River	Media Open first 30 minutes Interviews after practice (Players) Press Conference at 12:15 p.m. (Press Box Zia II)	Media Open first 30 minutes Final Interviews after practice (No QBs)	Media Open first 30 minutes No Media Availability Except Coach Davie	Media No Media Availability	Media Coach Davie and Select Players after game	Media None

NEW MEXICO MEDIA POLICIES & PROCEDURES

Bob Davie Interview Opportunities

Coach Davie has several media availability times during the week. He is available after practices on Monday, Wednesday and Thursday. He also meets with the local media on Tuesday at noon as part of UNM's weekly fall sports media luncheon (other fall sport coaches meet with the media at 11:30 a.m. prior to Davie speaking). For weeks that have a Friday game, the entire week is pushed backwards one day.

New Mexico Media Luncheon

The New Mexico Media Luncheons are Tuesdays from 11:45 a.m. to 12:45 p.m. Coach Davie is available at 12:15. Audio and video clips from Davie are available at www.golobos.com. The press conferences are also streamed on GoLobos.com by LoboTV. Please note that the Mountain West no longer will conduct a football coaches teleconference. The luncheon is on the Zia II level of the West Pressbox.

New Mexico Player Interview Opportunities

All player interviews must be arranged through the UNM athletics communications office. The main time for interviews is after practice. Wednesday is the last day for player interviews, and Tuesday is the last day for quarterback interviews. For lengthier interviews, please call the communications office to arrange, which we are happy to do, working around class schedules. These will normally take place in the communications suite in the Maloof Center.

Postgame: The UNM locker room is closed. Requested players will be brought to an area to be determined after home games and outside the locker room for road games.

Wireless in the Press Box

The press box at University Stadium is fully equipped for wireless connections. Access is free, but those wanting access need their own internal or external wireless cards. Phone lines are available.

www.collegepressbox.com

CollegePressBox.com gives the media one-stop access to updated contact information, media guides, game books, photos, quotes, links and more for each of the league's schools and the Mountain West office. Log-in information will be provided by the MW office to accredited media, or you can apply for a password by sending an e-mail to password@collegepressbox.com.

Ticket Information

- online at unmtickets.com
- by calling 925-5858 or toll-free at 800-955-HOWL.
- Albertson's stores in Albuquerque, Rio Rancho, Los Lunas and Santa Fe
- Lobo Ticket Office inside the Pit at the NW corner of University & Cesar Chavez boulevards from 8:30-5 Monday-Friday
- UNM Bookstore (Bookstore Ticket Office is closed on Mondays) For more information call the New Mexico Athletics Ticket Office at (505) 925-5626 or 1-800-955-HOWL (4695). Call (505) 925-5500 for group tickets and ask to speak to a customer service representative.

On Game Day, the northeast box office at University Stadium opens four hours prior to kickoff, and the Lobo Ticket Office at the Pit opens three hours before game time. The northwest University Stadium box office opens 90 minutes before kickoff.

Lobo Talk & The Lobo Coaches Show

Host Robert Portnoy and coach Bob Davie discuss UNM football at Lobo Talk Wednesdays. The show airs from 7-9 p.m. at Chama River Brewing Co. Fans can call 866-350-4309 to ask coach Davie a question. The Lobo Coaches Show will be on ROOT Sports starting the second week of the season.

Game Credentials

Regular UNM media will receive game credentials prior to the start of the season. Media members with season credentials will also serve as a parking pass for the Baseball East or Baseball South lot across from the stadium.

Visiting team media should request single-game credentials through their team's media relations office. Parking passes for the Baseball East and media lots will be needed.

Media members not associated directly with a team can email requests to fmercog@unm.edu. Please have these Wednesday of game week (Tuesday for Friday night home games).

For media members picking up credentials at will call without parking passes, it is located in the Northeast corner of the stadium by Gate 7 or 8. With parking passes credentials will be located at the University Drive entrance to the Baseball & Pit East lots with the parking attendant. This should allow you to get your credential without having to wait in line or deal with parking on the north side of the stadium.

GAME DAY COACHING LOCATIONS

BOOTH

Bob DeBesse Off. Coord./QBs
 Scott Baumgartner WRs
 Clay Davie TEs
 Barry Sacks DL
 Al Simmons CBs
 LaMar Bratton Grad. Asst. (Offense)
 Ivan Cordova Grad. Asst. (Defense)

SIDELINES

Jason Lenzmeier OL
 Apollo Wright Special Teams/RBs
 Kevin Cosgrove Def. Coord./LBs
 Charles McMillian... Passing Game Coord/S
 Andrew Aho Grad. Asst. (Defense)
 Mitchell Kleinschrodt Grad. Asst. (Offense)

LOBO RADIO NETWORK

Every New Mexico football game is broadcast over the Lobo Radio Network. 770 KKOB-AM in Albuquerque is the flagship. Robert Portnoy is in his third season of play-by-play broadcasting with the University of New Mexico. The Lobo Radio Network:

Albuquerque	KKOB-AM	770 AM
Aztec	KLJH-FM	96.1 FM
Bloomfield	KLJH-2	107.1FM
Carlsbad	KATK-AM	740 AM
Farmington	KLJH-FM	107.1 FM
Farmington	KLJH-FM	96.1 FM
Farmington	KLJH-1	107.1 FM
Gallup	KYVA-AM	1230 AM
Gallup	KYVA-AM	94.9 FM
Grants	KMIN-AM	980 AM
Hobbs	KWMW-FM	105.1 FM
Las Vegas	KBQL-FM	92.7 FM
Mancos, CO	KLJH-FM	107.9 FM
Pagosa Springs, CO	KLJH-FM	98.3 FM
Santa Fe	KVSF-AM	1400 AM
Ruidoso	KWMW-FM	99.1 FM
Ruidoso	KRUI-AM	1490 AM
Socorro	KYRN-FM	102.1 FM
Window Rock, AZ	KLJH-FM	92.3 FM

Lobo games will be broadcast in Spanish on ESPN Deportes New Mexico on KRZY-AM 1450 and José 105.9 FM, Albuquerque, thanks to an agreement between UNM Athletics and Entrevision NM. Carlos Fourzan will handle the play-by-play duties with Ben Becerra providing analysis.

ROSTER BREAKDOWN

LETTERMEN RETURNING (46)

Offense (22): QB (1) Lamar Jordan*, **RB** (4) David Anaya***, Teriyon Gipson**, Romell Jordan*, Jhurell Pressley***; **WR** (5) Marquis Bundy***, Chris Davis*, Dameon Gamblin**, Ridge Jones**, Carlos Wiggins**; **TE** (4) Chris Edling***, Cole Gautsche (position switch from QB)***, Nick Lehman*, Reece White***; **OL** (8) Garrett Adcock**, Andrew Aqua (SQ in 2014)*, Reno Henderson*, Jack Lamm (RS in 2014)*, Bryan Oldencamp*, Eden Mahina*, Dillon Romine**, Jack Ziltz (position switch from DL)*;

Defense (21): DL (6) Nik D'Avanzo**, Garrett Hughes*, Chris Lee*, Kene Okonkwo*, Christopher Smalls (SQ in 2014)*, William Udeh**, **LB** (6) Michael Arredondo***, Kimmie Carson*, Dakota Cox**, Ryan Langford*, Geoff Smelser*, Donnie White**; **S** (5) Tayo Adewon*, Ricky Bennett*, Kenneth Maxwell*, John Russo**, Ryan Santos**; **CB** (4) Markel Byrd*, Isaiah Brown**, Donnie Duncan***, Cranston Jones**

Specialists (3): Zack Rogers* (P/K), Steven Romero** (LS), Jason Sanders* (KO)
*denotes letters won

STARTERS RETURNING (17)

Offense (7): OL Garrett Adcock, QB Cole Gautsche, RB Teriyon Gipson, OL Reno Henderson, OL Eden Mahina, RB Jhurell Pressley, TE Reece White

Defense (7): FS Markel Byrd, DE Nik D'Avanzo, LB Kimmie Carson, LB Dakota Cox, CB Cranston Jones, LB Donnie White, DT William Udeh

Specialists (3): P/K Zack Rogers, LS Steven Romero, KO Jason Sanders

STARTERS LOST (8)

Offense (4): OL LaMar Bratton, WR Tyler Duncan, WR Jeric Magnant, OL Jamal Price

Defense (4): DE Brett Bowers, CB SaQwan Edwards, SS David Guthrie, SLB Tevin Newman

Specialists (0): None

The Opening List

For most folks, even to the naked eye, the Lobo defense has improved from just a year ago. Last year the Lobos allowed five or more touchdowns in a game six times in 12 games. New Mexico State, Air Force and Fresno State all scored five touchdowns in a game, and Arizona State, Boise State and Colorado State each scored eight. This season through the first eight games it's happened just once, when Nevada scored five.

However, there is a very quantifiable way to measure the improvement, and that's by yards. A year ago in 2014, the Lobos allowed 519 yards per game (a total that was 127th out of 128 teams). This season in 2015, the Lobos are allowing an average of 422.1 yards per game, and that number moved UNM up to 89th. But that's also a difference of -96.9 yards per game. That difference from a year ago actually ranks the Lobos as the sixth-most improved defense in the NCAA this season. The top 10 most improved defenses are the subject of this week's Opening List.

Rk	Team	2014 Avg	2015 Avg.	Difference
1.	North Carolina	497.8	358.0	-139.8
2.	Duke	399.7	295.0	-104.7
3.	Illinois	456.4	351.8	-104.6
4.	Kent State	430.3	329.6	-100.7
5.	Boston College	324.2	223.8	-100.4
6.	New Mexico	519.0	422.1	-96.9
7.	Iowa State	528.9	432.5	-96.4
8.	California	511.8	418.4	-93.4
9.	Southern Miss	451.4	361.7	-89.7
10.	Air Force	394.7	306.0	-88.7

Hey This is Fun, Let's Look at Tackles for Loss Next

OK, so that's the yardage, but UNM has been amazing in tackles for losses as well. Last year the Lobos averaged 5.58 tackles for loss, which ranked 79th nationally. The Lobos this year are averaging 8.13 tackles for loss per game this season. The Lobos currently rank ninth in the nation in tackles for loss per game. UNM's improvement of 2.55 more tackles for loss per game ranks as the seventh-most improved defense in tackles for loss. Here are the top-10 improved teams in tackles for loss.

Rk	Team	2014 TFLs/game	2015 TFLs/game	Difference
1.	Texas A&M	5.85	9.38	3.53
2.	Colorado State	4.39	7.63	3.24
3.	Duke	4.69	7.88	3.19
4.	Troy	4.33	7.50	3.17
5.	Kent State	4.64	7.63	2.99
6.	Boston College	6.85	9.78	2.93
7.	New Mexico	5.58	8.13	2.55
8.	Pittsburgh	4.15	6.63	2.48
9.	Penn State	7.08	9.22	2.14
10.	Georgia State	4.00	6.14	2.14

Gambo to the Rescue

Dameon Gamblin picked up one catch against San Jose State, for 11 yards. Gamblin now leads the Lobos with 28 receptions, or an average of 3.5 catches per game. That stat is still a bit amazing since he entered the 2015 season with a grand total of four catches for his career over his first two seasons.

His 28 catches this season easily is the most by a Lobo in the Bob Davie era. The same would go for his 371 yards receiving this year. So, while UNM's bread and butter is running the ball, they sure can throw it to number two. The top five seasons for receptions and yards in the Bob Davie era are the subject of this week's opening list.

Pl.	Player	Season	Receptions	Pl.	Player	Season	Yards
1.	Dameon Gamblin	2015	28	1.	Dameon Gamblin	2015	371
2.	Jeric Magnant	2013	19	2.	Jeric Magnant	2013	294
	Marquis Bundy	2013	19	3.	Tyler Duncan	2014	293
4.	Jeric Magnant	2014	16	4.	Marquis Bundy	2013	261
5.	Teriyon Gipson	2014	15	5.	Ty Kirk	2012	200
	Lamaar Thomas	2012	15				

FLASH 40 BREAKDOWN

UNM's game vs. Arizona State marked the 40th game of the Bob Davie tenure. This chart give a quick look back at his first 40 games, and the previous 40 games for the program. As you can see, his rebuilding job was a little tougher than most.

	First 40	Last 40	Diff.
Won/Loss	3-37	12-28	+9
Scoring Margin	-24.2	-6.4	+17.8
Total Offense	296.1	396.6	+100.5
Scoring Offense	14.4	28.9	+14.5
Scoring Defense	38.7	35.3	-3.4
Turnover Margin	-20	+10	+30
Penalties	264	183	-81
Penalty Yards	2,222	1,635	-587

THE TALE OF THE TAPE

Starters Average Heights and Weights

	UNM	USU
OL/TE	6-3 1/2, 286.3	6-4 1/6, 293.3
Skill Pos.	5-10 1/2, 192.2	5-11 3/5, 196.0
Defensive Line	6-1 1/3, 280.7	6-3, 286.7
Linebackers	6-0 1/3, 228.0	6-2, 241.3
Defensive Backs	5-10 3/5, 189.2	5-10 1/4, 192.5

Class Breakdown of Starters

	UNM		USU	
	Off	Def	Off	Def
Seniors	8	1	3	7
Juniors	2	8	5	3
Sophomores	1	2	3	1
Freshmen	1	0	0	0

HONORS

Garrett Adcock - OL

Phil Steele: Preseason Third Team All-Mountain West
College Football Preview: Honorable Mention First Team All-Mountain West
NFL.com: #5 Smartest Player in College Football

Dakota Cox - LB

College Football Preview: Preseason First Team All-Mountain West
Phil Steele: Preseason Second Team All-Mountain West
Athlon: Preseason Second Team All-Mountain West

Nik D'Avanzo - DL

Phil Steele: Preseason Third Team All-Mountain West
College Football Preview: Honorable Mention All-Mountain West

Teriyon Gipson - RB

College Football Preview: Honorable Mention All-Mountain West

Reno Henderson - OL

Phil Steele: Preseason Third Team All-Mountain West
College Football Preview: Honorable Mention All-Mountain West

Cranston Jones - CB

College Football Preview: Honorable Mention All-Mountain West

Ridge Jones - WR/KR

Phil Steele: Preseason Second Team All-Mountain West
Athlon: Preseason Second Team All-Mountain West

Eden Mahina - OL

College Football Preview: Honorable Mention All-Mountain West

Jhurell Pressley - RB

College Football Preview: Honorable Mention All-Mountain West
Phil Steele: Preseason Second Team All-Mountain West
Athlon: Preseason Second Team All-Mountain West
NFL.com: #7 Most Explosive Player

Carlos Wiggins - WR/KR

NFL.com: #11 Best Player 5-8 or Smaller
Preseason All-MW Returner

LOBOS IN THE MW/MCAA

Category	Avg	MW	NCAA
Rushing Offense	248.4	2	12
Passing Offense	133.0	11	122
Total Offense	381.4	7	82
Scoring Offense	29.9	4	62
Rushing Defense	209.4	7	109
Pass Defense	212.8	10	54
Total Defense	422.1	8	89
Scoring Defense	28.0	7	74
Net Punting	39.5	4	29
Punt Returns	7.8	8	71
Kickoff Returns	22.5	6	43
Turnover Margin	+0.38	6	T-40
Passing Eff.	109.5	10	111
Pass Eff. Defense	141.1	10	96
Time of Possession	29:49	8	71
3rd Down Conversions	39.5	5	68
Opp 3rd Down Conversions	45	10	108
Sacks For	23	2	T-19
Sacks Against	6	2	T-5
Penalty Yards Per Game	62.2	8	89
Red Zone Offense	73.9%	10	T-115
Red Zone Defense	75.9%	2	T-22

Interceptions-Byrd	0.29	T-8	--
Passing Yards Per Game-L. Jordan	85.6	9	--
Total Offense-L. Jordan	150.6	8	--
Kickoff Returns-Wiggins	30.6	2	6
Punting-Rogers	41.3	8	--
Kick Scoring-Sanders	3.9	10	--
PAT%-Sanders	1.00	T-1	--
Rogers	1.00	T-1	--
Tackles-Cox	7.6	T-11	--
Sacks-Daniels	0.69	T-3	T-42
Cox	0.44	T-10	--
TFLs-Daniels	1.25	6	--
Cox	1.13	T-8	--

He Almost Added a Punt Return...

Carlos Wiggins owns five career kickoff returns for touchdowns. He nearly got his first punt return touchdown, getting ankle tackled after a 23-yard return.

Wiggins improved his punt return average to 9.4 yards per return, which is good for the best single-year average in the last eight seasons.

The 9.4 average would be the best since Ian Clark averaged 19.7 in 2008.

His 23 yard return was the longest for UNM since 2013 when Dameon Gamblin had a 28-yard return on November 16th against Colorado State.

Lobo Punting Still Getting It Done

For most teams, when you line up to punt the football, you are giving up a shot at a first down. But that's most teams. When you are UNM, it's pretty much a shot at a first down, because five times this season in eight games, the Lobos have lined up for a punt and somehow got a first down.

Three times Zack Rogers has punted and the punt was subsequently fumbled, and UNM has also gotten two first downs off fake punts. Amazingly enough the fake punts were in the same game. Rogers rushed for eight yards on fourth-and-five inside UNM territory against Tulsa, and then in the fourth quarter of that game he got two yards inside UNM territory on fourth-and-one.

Add to that Rogers is 9-for-9 on extra points and 1-for-2 on field goals, with one of his extra points coming with the game tied 27-27 with 55 seconds left against Hawai'i for the winning points.

Lobo opponents are now averaging just 3.6 punt return yards per kick as the Lobos have allowed just 36 yards total all season, a stat that ranks 15th nationally.

He's Finger Kickin' Good

Jason Sanders continues to be a standout and a weapon on kickoffs for the Lobos. He has hit 31 touchbacks on 44 kickoffs, a mark of 70.5 percent. That 70.5 mark is sixth nationally in touchback percentage. His 31 touchbacks rank 16th nationally.

Of the top 20 teams in kickoff percentage, UNM is one of five that have not hit a kickoff out of bounds.

Fourth Down Mentality

Many teams don't like to go for it on fourth down. Never put the Lobos in that category. New Mexico is averaging almost two fourth-down attempts per game, and UNM is 11-for-14 (the only three misses were a dive play on 4th-and-4 in the red zone when up 66-0 on Mississippi Valley State, a failed 4th-and-1 in which UNM fumbled the ball unforced in the backfield and then a failed fourth-and-one in which UNM actually converted but on replay it was shown that Lamar Jordan's knee was on the ground when he took the snap)

UNM's 78.6 mark on fourth down is ninth nationally, but among teams that have attempted at least one per game, it's actually fourth.

The Lobos' 11 successful fourth down conversions tied for the 11th-most in the NCAA this season.

Breaking Up is Hard to Do...Wait...It's Actually Not

Neil Sadaka had a number one single back in 1962 (University Stadium was two years old by the way) with the song "Breaking Up Is Hard to Do". That song, which was once referred to as "two minutes and sixteen seconds of pure pop magic" by Allmusic was not about pass break ups in college football, because the Lobo defense is showing that while that might be hard to do, we sure can do it.

UNM has 19 pass breakups this season, but they have been recored by 12 different players. That total is actually tied for 27th nationally as far as the most players on a team with a pass breakup.

Below is the complete list of all FBS teams with at least 12 players breaking up one pass.

THE TURNOVER TABLE

2014	Takeaways	Pts.	Giveaways	Pts.
UTEP	0	0	3	7
ASU	1	7	3	21
at NMSU	2	0	1	7
FS	2	3	0	0
at UTSA	2	7	0	0
SDSU	4	0	1	0
at AFA	1	7	2	7
at UNLV	3	10	1	0
BSU	0	0	0	0
at USU	1	7	1	0
at CSU	2	7	4	20
WYO	1	7	2	0
Total	19	55	18	62

UNM Turnover Margin: +1

UNM TO Scoring Margin: -7 (UNM 9-19, Opp 9-18)

2015	Takeaways	Pts.	Giveaways	Pts.
MVSU	3	17	0	0
TULSA	1	0	2	10
at ASU	1	3	1	0
at WYO	2	3	0	0
NMSU	3	7	2	6
at UNR	2	10	2	7
HAW	2	7	2	10
at SJSU	0	0	2	7
USU				
at BSU				
CSU				
AFA				
Total	14	47	11	40

UNM Turnover Margin: +0.38

UNM TO Scoring Margin: +7 (UNM 9-14, Opp 8-11)

STAT OF THE WEEK

+ 1.9

That is New Mexico's scoring differential. UNM hasn't finished a season on the plus side of scoring differential since 2007 when UNM was +5.7 for the year. That also was UNM's last winning season.

PRONUNCIATION GUIDE

Players

2	Dameon Gamblin.....	DAY ME in
4	Romell Jordan.....	rah MEL
6	Jhurrell Pressley.....	ju RELL
7	Teriyon Gipson.....	teh REE ON GIP son
8	Cole Gautsche.....	GOW chee
9	Q' Drennan.....	QUE
10	Austin Apodoca.....	ah pa DAH CAH
16	Jacob Girdle.....	GRR gill
17	Juuan Lawson.....	ja WAHN
23	Tayo Adewon.....	TAY oh ADD ah WAHN (Full name is Oluwatayo Oluwadolapo Adewonoh LOU ah TAY oh oh LOY ah DOH la PO)
25	David Anaya.....	ah NYE uh
27	Bijon Parker.....	bee ZHAHN
28	Diquon Woodhouse.....	DIH QWAN
32	Michael Arredondo.....	ah ra DON doh
47	Austin Ocasio.....	oh cah SEE yo
51	Eden Mahina.....	EE din mah HEE na
59	Toye Adewon.....	TOY YEA ADD ah WAHN
86	David Georges.....	JORE JIS
87	Anu Somoye.....	ah NEW sa MOY yea (full name is Anuoluwapo ah NEW ah LEW ah PO)
91	Nic D'Avanzo.....	DEE ah VAAN zo
94	Sam Gentry.....	jen TREE
98	Kene Okonkwo.....	Kenny Oh CONK whoa

Coaches & Staff

Bob DeBesse.....	dih BESS
Kevin Cosgrove.....	CAHZ GROVE
Scott Baumgartner.....	baum GART ner
Mitchell Kleinschrodt.....	KLIN schrot
Jason Lenzeimer.....	LENS MY er
Frank Mercogliano.....	mer cog LEE AH no

LOBO CAPTAINS

For the 2015 season, the Lobos will once again have three captains. This year its senior tight end Reece White, junior line-backer Dakota Cox and sophomore quarterback Lamar Jordan. It's the second straight year that UNM has had a sophomore team captain, and UNM is one of nine FBS programs with a permanent sophomore captain (Colorado doesn't count for this as they rotate game captains). Here are the nine schools with a sophomore captain.

2015 Sophomore Captains (FBS)

- J.T. Barrett, QB, Ohio State
- Ja'Whaun Bentley, LB, Purdue
- Austin Corbett, OL, Nevada
- Zaire Franklin, LB, Syracuse
- Myles Garrett, DL, Texas A&M
- Lamar Jordan, QB, New Mexico
- Brad Kaaya, QB, Miami (Fla.)
- Matt Linehan, QB, Idaho
- DeAndre Scott, DB, Arizona State
- Colorado (leadership council, 2 sophomores, rotating game captains)

No.	Team Total	PBU
18	Marshall	59
18	Boise State	46
18	Mississippi State	36
17	Ole Miss	47
16	Middle Tennessee	43
16	Colorado	41
16	Wisconsin	37
16	Minnesota	31
15	San Diego State	37
15	Western Kentucky	32
15	Tulsa	31
14	Houston	39
14	Florida Atlantic	33
14	Ball State	30
14	Arizona	29
14	Bowling Green	28
14	UCF	28
14	Navy	27
14	Boston College	22
14	ULM	22
13	Arkansas State	36
13	Florida	31
13	Baylor	27
13	LSU	27
13	Old Dominion	27
13	South Carolina	21
12	New Mexico (& 14 others)	19

Lobos Red Zone Defense Is Beefing Up

The New Mexico Lobos defense is certainly improved from a year ago ... UNM's defense in the red zone has been stellar so far.

New Mexico's defensive red zone scoring percentage is .758, allowing 22 scores on 29 attempts. That number in and of itself is solidly in a tie for 23rd nationally. However, giving up scores is one thing, but UNM has allowed just 14 touchdowns on those 29 trips inside the zone, and that's a .483 mark defensively.

That .483 mark is tied for the 25th best mark in the NCAA.

Make It 17 of 19

For the first time this season, the Lobos did not get a takeaway, recording none against San Jose State. It marked just the second time in the last 19 games that UNM hasn't recorded a takeaway. The only other game in the stretch in which UNM didn't get a takeaway was against Boise State, a game which saw no turnovers.

The Lobos are +0.38 for the season on takeaways (14 taken, 11 given) and UNM is tied for 40th in that category. In UNM's four wins, the Lobos are +6 in the turnover battle, and UNM is -3 in its four losses.

So About Throwing the Ball All Over...

The Lobos went the whole way with Austin Apodaca at quarterback, and UNM was 8-for-20 passing in the loss. That 20 number is a bad sign at times for UNM when it comes to passing attempts.

The Lobos have attempted 20 passes in a game under Bob Davie 10 times, and UNM is just 1-9 in those games. Here are those 10 games, half of which have come this season.

Date	Opponent	Passes	Score
11/24/12	Colorado State	21	L 20-24
10/12/13	at Wyoming	24	L 31-38
10/19/13	Utah State	20	L 10-45
11/2/13	at San Diego State	20	L 30-35
10/10/14	San Diego State	24	L 24-35
9/12/15	Tulsa	21	L 21-40
9/18/15	at Arizona State	29	L 10-34
10/10/15	at Nevada	24	L 17-35
10/17/15	Hawai'i	26	W 28-27
10/24/15	at San Jose State	20	L 21-31

LAST TIME VS. UTAH STATE

Score by Quarters	1	2	3	4	Total
New Mexico	7	7	0	7	21
Utah State	7	14	7	0	28

Qtr Time Scoring play

1st 06:50 US - HUNT, Lajuan 1 yd run (DIAZ, Nick kick), 4-49 2:11
 01:15 NM - ANAYA, David 1 yd run (ROGERS, Zack kick), 6-33 2:25
 2nd 14:47 US - ROBINSON, Devon 59 yd run (DIAZ, Nick kick), 3-75 1:28
 14:22 NM - JORDAN, Romell 72 yd run (ROGERS, Zack kick), 2-72 0:19
 01:59 US - HOUSTON, Wyatt 10 yd pass from MYERS, Kent (DIAZ, Nick kick), 9-79 3:46
 3rd 07:25 US - NATSON, Jojo 48 yd run (DIAZ, Nick kick), 4-91 1:32
 4th 04:17 NM - DUNCAN, Tyler 59 yd pass from JORDAN, Lamar (ROGERS, Zack kick), 9-99 4:10

	NM	US
FIRST DOWNS	18	19
RUSHES-YARDS (NET)	49-246	36-272
PASSING YDS (NET)	154	150
Passes Att-Comp-Int	18-8-1	21-13-1
TOTAL OFFENSE PLAYS-YARDS	67-400	57-422
Fumble Returns-Yards	0-0	0-0
Punt Returns-Yards	0-0	4-44
Kickoff Returns-Yards	4-61	2-51
Interception Returns-Yards	1-33	1-0
Punts (Number-Avg)	5-46.4	5-44.4
Fumbles-Lost	2-0	1-0
Penalties-Yards	3-16	3-25
Possession Time	33:02	26:58
Third-Down Conversions	8 of 15	6 of 12
Fourth-Down Conversions	0 of 2	0 of 0
Red-Zone Scores-Chances	1-1	2-2
Sacks By: Number-Yards	3-15	1-6

RUSHING: New Mexico-JORDAN, Romell 9-96; JORDAN, Lamar 23-80; GIPSON, Teriyon 12-42; ANAYA, David 4-27; PRESSLEY, Jhurrell 1-1. Utah State-NATSON, Jojo 5-70; HILL, Joe 10-63; ROBINSON, Devon 1-59; HUNT, Lajuan 8-55; MYERS, Kent 10-39; JORDAN, Lamar 23-80; GIPSON, Teriyon 12-42; ANAYA, David 4-27; JONES, Ridge 1-10; BUNDY, Marquis 1-3. Utah State-SHARP, Hunter 4-8; BUTLER, Ronald 3-60; HOUSTON, Wyatt 3-54; ROBINSON, Devon 2-19; NATSON, Jojo 1-9.

PASSING: New Mexico-JORDAN, Lamar 8-18-1-154. Utah State-MYERS, Kent 13-21-1-150.

RECEIVING: New Mexico-DUNCAN, Tyler 2-74; MAGNANT, Jeric 2-16; WHITE, Reece 1-29; JORDAN, Romell 1-22; JONES, Ridge 1-10; BUNDY, Marquis 1-3. Utah State-SHARP, Hunter 4-8; BUTLER, Ronald 3-60; HOUSTON, Wyatt 3-54; ROBINSON, Devon 2-19; NATSON, Jojo 1-9.

INTERCEPTIONS: New Mexico-EDWARDS, SaQwan 1-33. Utah State-SUTERA, Frankie 1-0.

FUMBLES: New Mexico-JORDAN, Lamar 2-0. Utah State-TEAM 1-0.

New Mexico (3-7,1-5) vs. Utah State (8-3,5-1)

Date: Nov 15, 2014 • Site: Logan, Utah • Stadium: M.Olsen Field @ Romney

Attendance: 19294

Kickoff time: 2:02 pm • End of Game: 5:06 pm • Total elapsed time: 3:04

Officials: Referee: Eddy Shelton; Umpire: Rico Onso; Linesman: Marvel Juby;

Line judge: Matt Stelleges; Back judge: Robert Lewis; Field judge: Richard Corona;

Side judge: Fulton Carson;

Temperature: 28 deg. • Wind: 7 mph N • Weather: Scattered snow shwrs

UNM VS. UTAH STATE STAT COMPARISON

UNM (8 gms)	Category.....	USU (8 gms)
29.9.....	Points Per Game For	32.0
28.0.....	Points Per Game Against	24.6
152.....	First Downs	156
376.....	Rushing Attempts	307
1987.....	Rushing Yards	1456
5.3.....	Average Per Rush.....	4.7
248.4.....	Average Per Game.....	182.0
24.....	Rushing TDs.....	17
87-164-5.....	Passing (Comp-Att-Int).....	128-212-6
53.0%.....	Completion Pct.....	60.3%
1064.....	Passing Yards	1503
133.0.....	Average Per Game.....	187.9
5.....	TD Passes.....	12
3051.....	Total Offense	2959
5.7.....	Avg. Per Play	5.7
381.4.....	Avg Per Game	369.9
10-5.....	Fumbles-Lost.....	12-7
+0.39.....	Turnover margin/game	+0.63
42-39.5.....	Punts-Net Avg.....	47-35.1
45/114 (39%).....	Third Down Conversion.....	35/104 (34%)
11/14 (79%).....	Fourth Down Conversion.....	7/11 (64%)
29:49.....	Average time of possession.....	29:20
23-150.....	Sacks-Yards	20-125

NATIONAL POLLS

ASSOCIATED PRESS POLL

(11/1/2015)

Pl.	Team (First-place votes)	Record	Pts.	+/-
1	Ohio State (39)	8-0	1465	-
2	Baylor (6)	7-0	1408	-
3	Clemson (6)	8-0	1381	-
4	LSU (5)	7-0	1346	-
5	TCU (4)	8-0	1336	-
6	Michigan State	8-0	1249	-
7	Alabama (1)	7-1	1160	-
8	Notre Dame	7-1	1019	+1
9	Stanford	7-1	1014	-1
10	Iowa	8-0	954	-
11	Florida	7-1	923	-
12	Oklahoma State	8-0	879	-
13	Utah	7-1	809	-
14	Oklahoma	7-1	712	-
15	Memphis	8-0	683	+1
16	Michigan	6-2	613	-1
17	Florida State	7-1	571	-
18	Houston	8-0	466	-
19	Ole Miss	7-2	414	-
20	Toledo	7-0	366	-
21	North Carolina	7-1	248	-
22	UCLA	6-2	190	+2
23	Temple	7-1	175	-2
24	Mississippi State	6-2	144	+1
25	Texas A&M	6-2	101	-

Dropped from rankings: Duke 22, Pittsburgh 23

Others receiving votes: Wisconsin 64, USC 57, BYU 27, Northwestern 21, Duke 7, Penn State 5, **Boise State 4**, Appalachian State 4, California 4, Tennessee 2, Pittsburgh 2, Washington State 1, Navy 1.

AMWAY/USA TODAY POLL

(11/1/2015)

Pl.	Team (First-place votes)	Record	Pts.	LW
1	Ohio State(48)	8-0	1574	-
2	Baylor(9)	7-0	1481	-
3	TCU(4)	8-0	1441	-
4	LSU(1)	7-0	1388	-
5	Clemson(2)	8-0	1377	+1
6	Michigan State	8-0	1337	-1
7	Alabama	7-1	1223	-
8	Stanford	7-1	1069	-
9	Notre Dame	7-1	1068	-
10	Oklahoma State	8-0	978	-
11	Iowa	8-0	968	-
12	Florida	7-1	942	-
13	Oklahoma	7-1	819	-
14	Utah	7-1	770	-
15	Florida State	7-1	693	-
16	Memphis	8-0	652	-
17	Michigan	6-2	587	-
18	Houston	8-0	505	+1
19	Ole Miss	7-2	436	+2
20	Toledo	7-0	396	-
21	North Carolina	7-1	215	-
22	UCLA	6-2	199	+3
23	Temple	7-1	164	-1
24	Texas A&M	6-2	148	-
25	Mississippi State	6-2	104	-

Dropped from rankings: Duke 18, Georgia 23, Pittsburgh 24

Others receiving votes: Wisconsin 88, Navy 42, Duke 31, USC 20, BYU 19, Northwestern 15, Oregon 14, Pittsburgh 9, Penn State 8, **Boise State 7**, Marshall 5, Washington State 4, Western Kentucky 3, Appalachian State 1

Amazing What Happens in Year Four

While several players have made their Lobo debuts this season, most haven't been freshmen. So far this season UNM has used just nine freshmen; Aaron Jenkins, Steven Galvan, Tyrone Owens, Bijon Parker, Matt Quarells, Patrick Reed, Jake Rothschilder and Diquon Woodhouse and Alex Hart. Fifteen other players have made their Lobo debuts this year as well with Austin Apodaca, Daryl Chestnut, Lee Crosby, Maurice Daniels, Tevita Fonua, Sam Gentry, Travis Green, Delane Hart-Johnson, Caleb Kimbro, Chris Lewis, Nias Martin, Richard McQuarley and Taylor Timmons. Overall, 22 of UNM's 76 players that have played this season have made their debuts, which is 28.9% Last year that number was 33 of 78, or 42.9%.

Oh Hey, Another Big Run for UNM

The Lobos pulled off a 79-yard touchdown last game with Teriyon Gipson racing for that. It gave UNM at least a 30-yard run in all but one game (and the one game had a 28-yard carry).

Here is where UNM ranks this season in long runs

Runs of 20 yards or more	21	10th
Runs of 30 yards or more	13	T-3rd
Runs of 40 yards or more	7	T-8th
Runs of 50 yards or more	5	T-7th
Runs of 60 yards or more	4	T-3rd
Runs of 70 yards or more	2	T-6th

The 79-yard run means that UNM has had at least one play of 60 or more yards in every game this season and in 11 straight games dating back to last Nov. 1 against UNLV, when the Lobos didn't have a play longer than 43 yards.

They Say It's the Luck of the Bounce...I Don't Think So

New Mexico has recovered seven of its opponents nine fumbles. That is a 77.8% clip, and that mark is actually tied for the fourth-best percentage in the NCAA this season.

Hey This Scoring Looks Fun...Can We Get Some of That Action?

Four times this season, the Lobo defense has put points on the board. The last time was against Nevada when Nias Martin, with UNM down 21-10 entering the fourth quarter, scooped up a fumble from Nevada's quarterback and raced 77 yards for a touchdown to make it 21-17.

That was UNM's third defensive touchdown of the season. The Lobos got one the opening week when Travis Green raced 32 yards with an interception against Mississippi Valley State, and then they got one against New Mexico State when Lee Crosby forced and recovered a fumble in the end zone for a touchdown. Later that game the defense earned a safety when Maurice Daniels sacked NMSU's quarterback in the end zone.

The 20 points scored by the defense is the most since the 2006 season when the Lobo defense accounted for 26 points on the strength of four interception returns for touchdowns, and a safety (UNM's other safety that season was recorded by the special teams unit).

And He Was Only Number Five By The Way

Due to redshirting and things like that, there are many cases of graduates playing football and working on a Master's degree. Almost always, those are players in their senior year, or they are graduate transfers, in the case of UNM's Travis Green, who graduated from Kansas State and is now with UNM.

The harder trick is to graduate with two years of eligibility, but that's exactly what UNM offensive lineman Garrett Adcock has done. Adcock was named by NFL.com as the fifth-smartest football player in the FBS. He earned his degree in biology in three years, and despite his eventual goal of being a surgeon, Adcock was accepted into UNM's law school. He is one of nine FBS players in 2015 that will be juniors in eligibility but holding a Bachelor's degree. Here is the complete list of those nine.

- Auburn-Alex Kozan, OL, Finance
- Auburn-Shon Coleman, OL, Public Administration
- New Mexico-Garrett Adcock, OL, Biology
- Old Dominion-Tyler Compton, OL, Mathematics
- Old Dominion-Colin McElroy, QB, Economics
- Pittsburgh-Nate Peterman, QB, Communications
- Purdue-J.J. Prince, OL, Economics
- Virginia-Connor Brewer, QB, Communications
- Virginia-Albert Reid, TB, Criminology/Criminal Justice

Adcock is the only one of those nine in law school. To make the story even better (and slightly more unbelievable), Adcock has spent part of his summers with his family in Africa building hospitals and schools.

FLASH STAT

2

Number of UNM's opponents this season that the Lobos have played in a Bowl game, and ironically, both opponents faced UNM in the New Mexico Bowl. UNM lost to San Jose State in 2006 and beat Nevada in 2007.

SPECIAL TEAMS TACKLES (2015)

Player	Total	KO	Punt
John Russo	4	2	2
David Anaya	3	2	1
Romell Jordan	2	2	0
Alex Hart	1	1	0
Donnie Duncan	1	1	0
Maurice Daniels	1	1	0
Daniel Henry	1	1	0
Diquon Woodhouse	1	1	0
Michael Walsh	1	1	0
Jason Sanders	1	1	0
Tayo Adewon	1	1	0
Travis Green	1	1	0
Jhurell Pressley	1	0	1
Reece White	1	0	1
Jake Rothschilder	1	0	1
Bijon Parker	1	0	1
Totals	22	15	7

CAREER STARTS

OFFENSE

QB s.....	'11	'12	'13	'14	'15	Total
13 L. Jordan.....			4	7		11
10 Apodaca.....					1	1
RB s.....	'11	'12	'13	'14	'15	Total
7 Gipson.....		3	9	5		17
6 Pressley.....		3	0	5	6	14
25 Anaya.....	2	0	3	1		6
4 R. Jordan.....			1	0		1
3 McQuarley.....				1		1

TE s.....	'11	'12	'13	'14	'15	Total
80 R. White.....	0	3	11	7		21
8 Gautsche.....		4	5	6		15
48 Edling.....		0	3	0		3
88 Lehman.....				1		1

WR s.....	'11	'12	'13	'14	'15	Total
81 Bundy.....	1	12	0	7		20
24 Wiggins.....	0	6	1	5		12
2 Gamblin.....			4	1		5
82 Hart-Johnson.....				3		3
5 Reed.....				1		1
11 R. Jones.....		0	1	0		1

OL	'11	'12	'13	'14	'15	Total
75 Henderson.....			12	8		20
51 Mahina.....			12	8		20
62 Adcock.....	8		10	1		19
55 Jenkins.....			0	8		8
79 Oldenkamp.....	0	0	0	7		7
76 Romine.....	0	0	0	5		5
50 Lewis.....				1		1
66 Fonua.....				1		1

DEFENSE

DL	'11	'12	'13	'14	'15	Total
91 D'Avanzo.....			1	10		11
92 Udeh.....		0	6	7		13
95 Hughes.....			1	7		8
55 Timmons.....				2		2
59 Lee.....			0	1		1
98 Okonkwo.....			0	1		1

LB s.....	'11	'12	'13	'14	'15	Total
49 Cox.....		9	9	8		26
2 Carson.....			9	8		17
54 D. White.....		0	8	8		16
20 Langford.....			6	0		6

DB s.....	'11	'12	'13	'14	'15	Total
3 C. Jones.....	4	12	8	8		32
22 Byrd.....			8	2		10
12 Santos.....			1	8		10
14 Henry.....			0	7		7
5 Crosby.....				7		7
4 Brown.....		0	3	2		5
21 D. Duncan.....	*1		0	0		2
19 Martin.....				2		2
28 Rothschilder.....				1		1

*started as wide receiver %started as a quarterback

LOBOS IN THE PROS

Byron Bell Tennessee Titans **Offensive Tackle**
Bell was an undrafted free agent and is his fifth season in the NFL and first with Tennessee after four with the Panthers. He has started 58 games in his NFL career, playing in 64 of 66 games.

Glover Quin Detroit Lions **Safety**
Quin is in his sixth season in the NFL, and second with Detroit. Glover was a 4th round draft choice, and the 112th overall pick by the Houston Texans in 2009. He has played in 100 out of a possible 101 games in his career with 476 total tackles, 3.0 sacks, four forced fumbled, four fumble recoveries, 17 interceptions and 70 passes defended.

SaQwan Edwards Oakland Raiders **Cornerback**
Edwards is in his first season with the Raiders after signing a free agent contact with Oakland. He made the original 53-man roster but was released and then immediately signed to the practice squad.

Dillon Farrell Carolina Panthers **Offensive Tackle**
Farrell is in his second season in the NFL as an undrafted free agent. He spent 2014 with San Francisco, playing in eight games. He was signed to Carolina's practice squad after week two.

DonTrell is Safe....the Others Not So Much

Jhurrell Pressley picked up his 29th rushing touchdown on the season on Saturday when he darted in from 4 yards out against San Jose State. While no one is catching DonTrell Moore, Pressley could get all the way to number two on the career rushing touchdowns list as he is just five away from second place. Teriyon Gipson is now getting within range of the top 10 as well, as he is two away from officially being at least tied for 10th. Here is the top nine in rushing touchdowns in UNM history and where Gipson is sitting as well.

CAREER RUSHING TOUCHDOWNS

	TDs	Player	Years
1.	51	DonTrell Moore	2002-04
2.	34	Rodney Ferguson	2004-08
3.	31	Stoney Case	1991-94
4.	29	Jhurrell Pressley	2012-pres.
		29 Willie Turrall	1982-85
6.	27	Mike Williams	1975-78
7.	26	Kasey Carrier	2009-13
8.	23	Fred Henry	1970-72
9.	21	Rocky Long	1969-71
---	18	Teriyon Gipson	2013-pres.

The Man of Steel Hits the Top Ten

Jhurrell Pressley started the season at No. 19 with 1,818 yards, needing just 272 yards to catapult himself into 10th place all-time. He picked up 19 yards on Saturday, keeping him ninth on the career list. Pressley now has 2,267 yards and he is one of 15 Lobos with 2,000 career rushing yards. Here is what is currently ahead of him on the list:

7.	2,520	Willie Turrall	1982-85
8.	2,364	Mike Carter	1978-82
9.	2,267	Jhurrell Pressley	2012-pres.
10.	2,131	Lennox Gordon	1995-98

The Man of Steel is a fitting nickname for Jhurrell. When Jhurrell's mom was in the hospital getting ready to give birth, she hadn't decided on a name. The old television series Superman came on (the George Reeves version) and the epiphany hit. Jor El is the name of Superman's father, and Kal El is the birth name of Superman. A few hours later, the world welcomed Jhurrell Kyle Pressley into the world, and he has been Super on the football field.

Welcome Back

Dakota Cox, who led the Lobos in tackles in each of the past two seasons, is back after tearing his ACL against Boise State on Nov. 8, 2014. His 12.9 tackles per game led the nation and was just a shade better than Texas State's David Mayo, who averaged 12.83 per game. His 12.4 tackles in conference games ranked fifth nationally, and his 13.5 in non-conference games is was second nationally. Last year Cox finished sixth nationally with 77 assisted tackles, and tied for 37th overall with 116 total tackles.

Cox has 275 tackles in his career. He is just 15 away from moving into the top 20 at UNM, as Dallas Bollema, Cox's former teammate, is sitting in 20th with 290 tackles. Here are the top 20 tackles for a career at UNM.

CAREER TACKLES

	No.	Player	Years
1.	483	Johnny Jackson (LB)	1981-84
2.	474	Blake Irwin (LB)	1994-97
3.	454	Carmen Messina (LB)	2008-11
4.	442	Brian Urlacher (LB/FS)	1996-99
5.	406	Robin Cole (DE)	1973-76
6.	394	Dave Thompson (LB)	1974-76
7.	389	Jimmie Carter (DE)	1980-83
8.	371	Houston Ross (LB)	1969-71
9.	362	Mike Forrest (LB)	1976-79
10.	353	Charlie Baker (DE)	1976-79
11.	342	Daniel Johnson (LB)	1993-96
12.	335	Ray Hornfeck (S)	1981-84
13.	328	Herm Fredenburg (LB)	1969-71
14.	319	Randy Rich (S)	1972-75
15.	317	Nick Speegle (LB)	2001-04
16.	316	Scott McGarrahan (S)	1994-97
	316	Billy Austin (S)	1994-97
18.	302	John Bell (DT)	1987-90
19.	301	Robert Rumbaugh (DT)	1974-76
20.	290	Dallas Bollema (LB)	2010-13
--	275	Dakota Cox (LB)	2012-present

The nine tackles lowered his career average per game up to 9.52 per game.

Total Tackles per Game

Pl.	Player, Team	Avg
1	Tyler Matakevich, Temple	10.05
2	Quin Blanding, Virginia	9.90
3	Dakota Cox, New Mexico	9.52
4	Steve Longa, Rutgers	9.29
5	Christian Tago, San Jose State	9.17

STAT OF THE WEEK

12

The number of tackles by true freshman defensive lineman Cody Baker in his last two games. In his first six games, he recorded one tackle. Baker and Alex Hart are the only two true freshmen playing this season for UNM.

RECORDS WATCH

CAREER RUSHING YARDS

	Yds.	Player	Years
1.	4,973	DonTrell Moore	2002-05
2.	3,862	Mike Williams	1975-78
3.	3,564	Rodney Ferguson	2004-08
4.	3,332	Winslow Oliver	1992-95
5.	3,233	Kasey Carrier	2009-13
6.	2,935	Fred Henry	1970-72
7.	2,520	Willie Turrall	1982-85
8.	2,364	Mike Carter	1978-82
9.	2,267	Jhurell Pressley	2012-pres.
10.	2,131	Lennox Gordon	1995-98
11.	2,090	Jarrold Baxter	1998-01
12.	2,071	Rocky Long	1969-71
13.	2,030	Jimmy Sayers	1977-80
14.	2,001	Don Perkins	1957-59
15.	1,971	Dave Bookert	1967-69
16.	1,937	Bobby Santiago	1960-62
17.	1,860	Cole Gautsche	2012-pres.
18.	1,840	Rich Diller	1971-73
19.	1,833	Holmon Wiggins	1998-01
20.	1,667	David Osborn	1979-82
21.	1,663	Michael Johnson	1980-83
22.	1,603	Crusoe Gongbay	2011-14
23.	1,531	Teriyon Gipson	2013-pres.
	1,531	Sam Scarber	1968-70
25.	1,471	Rudy Krall	1946-48
26.	1,466	Nate McCall	1970-71

LOBO WALK-ONS

Here are the Lobo Walk-ons by position that are on the active roster:

QB (1)	Derek Martinez, Albuquerque, N.M. (Cibola HS)
RB (2)	Wendell Carter, Winslow, Ariz. (Winslow HS) Javohn Jones, Albuquerque, N.M. (La Cueva HS)
WR (4)	Marcus Lopez, Santa Rosa, N.M. (Santa Rosa HS) Thomas Viera, Albuquerque, N.M. (La Cueva HS) James McNeely, Albuquerque, N.M. (Valley HS) Jacob Willcox, Grants, N.M. (Grants HS)
TE (2)	David Georges, Albuquerque, N.M. (Valley HS) Aaron Overacker, Albuquerque, N.M. (La Cueva HS)
OL (2)	Jack Lamm, Albuquerque, N.M. (Sandia HS) Luis Torres, Rio Rancho, N.M. (Rio Rancho HS)
P (1)	Sam Gentry, Albuquerque, N.M. (Eldorado HS)
DB (4)	Tayo Adewon, Frisco, Texas (Trinity Valley CC/Liberty HS) Jake Rothschilder, Westlake Village, Calif. (Westlake HS) Kenneth Maxwell, Center Hill, Fla. (Prairie View A&M/South Sumter HS) Derek Salas, Silver City, N.M. (Silver HS)
LB (4)	Kenya Donaldson, Collierville, Tenn. (Collierville HS) Geoff Smelser, Las Cruces, N.M. (Oñate HS) Elliot Hersman, Los Alamos, N.M. (Los Alamos HS) Micah McVaney, Westlake Valley, Calif. (Westlake HS)
DL (1)	Christopher Smalls, Barstow, Calif. (Oklahoma Panhandle St./Barstow HS)

Bob, Rock....Rock, Bob.

Rocky Long is the all-time winningest coach in UNM history with 65 wins, going 65-69 in his 11 years. After the seventh game of his fourth season, Long had amassed a total of 15 wins. Bob Davie has been the head coach at UNM since 2012. After the seventh game of his fourth season, Davie has amassed a total of ... 15 wins.

Still Perfect

Jason Sanders and Zack Rogers has gone a perfect 31-for-31 on extra points so far this season with Sanders hitting the first 22 and Rogers the last nine. Sanders opened his place-kicking career by going 9-for-9 against Mississippi Valley State on extra points. The nine extra points were tied for the second-most in a single game in UNM history, behind Eddie Beach, who went 10-for-10 on extra points in the very first game played inside University Stadium, against the University of Mexico in 1960. Sanders' nine extra points did set a record ... it was the most extra points ever made by a sophomore in the Mountain West.

Overall, UNM's 31-for-31 is tied for the 26th-best perfect team mark in the NCAA this season.

37 Out of 45 > 0 Out of 24

In the 2010 and 2011 seasons, the Lobos had as many 100-yard rushers as the fan-base did ... zero. However, enter Bob Davie, Bob DeBesse and the pistol triple option and that two-year rushing skein is a long distant memory. The Lobos in the last four seasons over the span of 44 games have had 37 100-yard rushers.

The Lobos had 10 100-yard games in 2012, 11 in 2013 and 11 in 2014. The Lobos this season had five, having Daryl Chestnut hit the century mark against Mississippi Valley State and then Lamar Jordan and Jhurell Pressley did it against Wyoming. Jordan and Teriyon Gipson did it against New Mexico State. UNM actually twice this season has had a 99-yard rusher, Jhurell Pressley against New Mexico State and Teriyon Gipson against San Jose State.

Six Second Half Comebacks? That'll Work...

In six of UNM's last eight wins, it has had to come from behind at some point in the second half.

Opponent	Last Time Opponent Score	Go-Ahead Score	Time Left
at NMSU	trailed 35-31 with 4:41 in 4th	Reece White 5 pass from Lamar Jordan (Zack Rogers kick)	0:27 in 4th
at UTSA	trailed 9-7 with 9:20 in 3rd	Lamar Jordan 9 run (Zack Rogers kick)	1:57 in 3rd
at UNLV	trailed 28-24 with 8:48 in 4th	Teriyon Gipson 3 run (Zack Rogers kick)	1:22 in 4th
Wyoming	trailed 30-28 with 2:08 in 3rd	Carlos Wiggins 97 kickoff return (Jhurell Pressley run)	1:53 in 3rd
NMSU	trailed 29-14 with 11:40 in 3rd	Teriyon Gipson 36 run (Jason Sanders kick)	10:19 in 4th
HAW	trailed 27-21 with 12:59 in 4th	Dameon Gamblin 28 pass from Austin Apodaca (Zack Rogers kick)	0:55 in 4th

Future Schedules Feature Some Big Names

On August 13, The University of New Mexico announced that the Lobos would face off with the Notre Dame Fightin' Irish in South Bend in 2019. That game is the latest to be added to the future schedules, which have at least one big-name opponent in each year for the next few seasons. Here are UNM's future schedules.

2016

Sept. 3	Sam Houston State
Sept. 10	@New Mexico State
Sept. 17	@Rutgers
Oct. 22	Louisiana-Monroe

MW Home: Boise State, Nevada, San Jose State, Wyoming
MW Away: Air Force, Colorado State, Hawai'i, Utah State

2017

Sept. 2	Abilene Christian
Sept. 9	New Mexico State
Sept. 23	@Tulsa
Nov. 11	@Texas A&M

Going For Number Four

The University of New Mexico is the only team in the nation that has finished in the top five in rushing in each of the last three seasons while averaging at least 300 yards. UNM is currently 12th nationally averaging 254.6 yards per game.

It's Time to Figure This Out

Among the twelve teams in the Mountain West, New Mexico's games have averaged three hours and eight minutes, and the 3:08 is the fastest average time for a conference team. Utah State is averaging 3:32 per game, and that's the second-longest average time among Mountain West teams.

The New Mexico Man

For the fourth straight year Lobo coach Bob Davie will continue to designate a walk-on player as the "New Mexico Man" each week during the season. The designated player will lead the team onto the field with the New Mexico state flag before home games as well as in Las Cruces at the Rio Grande Rivalry game between the Lobos and New Mexico State. The player runs with the flag across the field to the north end zone, where he waves it for the home crowd.

Coach Davie and his staff will select the weekly player, based on dedication, work ethic, team spirit and unselfishness that exemplifies Lobo football and the state of New Mexico. "Walk-ons are critical to our success here at UNM," Davie said at the implementation of the program. "I have tremendous respect for all of them and want to have a way to recognize their importance and contributions to the program."

100-YARD RUSHING GAMES UNDER DAVIE

<u>By Date</u>				
Pl.	Total	Player	Opponent	Date
1.	103	Demarcus Rogers	Southern	9/1/2012
2.	129	Kasey Carrier	at New Mexico State	9/22/2012
3.	191	Kasey Carrier	Texas State	10/6/2012
4.	161	Kasey Carrier	at Hawai'i	10/13/2012
5.	104	Cole Gautsche	at Hawai'i	10/13/2012
6.	338	Kasey Carrier	at Air Force	10/20/2012
7.	136	Kasey Carrier	Fresno State	10/27/2012
8.	149	Cole Gautsche	at Wyoming	11/10/2012
9.	109	Kasey Carrier	at Wyoming	11/10/2012
10.	145	Kasey Carrier	Nevada	11/17/2012
11.	118	Cole Gautsche	UTSA	8/31/2013
12.	291	Kasey Carrier	at UTEP	9/7/2013
13.	191	Kasey Carrier	UNLV	9/28/2013
14.	119	Carlos Wiggins	UNLV	9/28/2013
15.	108	Cole Gautsche	UNLV	9/28/2013
16.	127	Cole Gautsche	New Mexico State	10/5/2013
17.	126	Kasey Carrier	New Mexico State	10/5/2013
18.	113	Cole Gautsche	at Wyoming	10/12/2013
19.	104	Kasey Carrier	at Wyoming	10/12/2013
20.	179	Kasey Carrier	Air Force	11/8/2013
21.	140	Cole Gautsche	Air Force	11/8/2013
22.	184	Cole Gautsche	UTEP	8/30/2014
23.	139	Crusoe Gongbay	at New Mexico State	9/20/2014
24.	163	Crusoe Gongbay	Fresno State	9/26/2014
25.	106	Lamar Jordan	at UTSA	10/4/2014
26.	102	Jhurell Pressley	at UTSA	10/4/2014
27.	148	Jhurell Pressley	at Air Force	10/18/2014
28.	138	Jhurell Pressley	at UNLV	11/1/2014
29.	154	Jhurell Pressley	vs. Boise State	11/8/2014
30.	205	Teriyon Gipson	vs. Boise State	11/8/2014
31.	109	Jhurell Pressley	at Colorado State	11/22/2014
32.	101	Jhurell Pressley	Wyoming	11/29/2014
33.	108	Daryl Chestnut	Mississippi Valley St.	9/5/2015
34.	147	Lamar Jordan	at Wyoming	9/26/2015
35.	103	Jhurell Pressley	at Wyoming	9/26/2015
36.	157	Lamar Jordan	New Mexico State	10/3/2015
37.	142	Teriyon Gipson	New Mexico State	10/3/2015

<u>By Yardage</u>				
Pl.	Total	Player	Opponent	Date
1.	338	Kasey Carrier	at Air Force	10/20/2012
2.	291	Kasey Carrier	at UTEP	9/7/2013
3.	205	Teriyon Gipson	vs. Boise State	11/8/2014
4.	191	Kasey Carrier	UNLV	9/28/2013
	191	Kasey Carrier	Texas State	10/6/2012
6.	184	Cole Gautsche	UTEP	8/30/2014
7.	179	Kasey Carrier	Air Force	11/8/2013
8.	163	Crusoe Gongbay	Fresno State	9/26/2014
9.	161	Kasey Carrier	at Hawai'i	10/13/2012
10.	157	Lamar Jordan	New Mexico State	10/3/2015
11.	154	Jhurell Pressley	vs. Boise State	11/8/2014
12.	149	Cole Gautsche	at Wyoming	11/10/2012
13.	148	Jhurell Pressley	at Air Force	10/18/2014
14.	147	Lamar Jordan	at Wyoming	9/26/2015
15.	145	Kasey Carrier	Nevada	11/17/2012
16.	142	Teriyon Gipson	New Mexico State	10/3/2015
17.	140	Cole Gautsche	Air Force	11/8/2013
18.	139	Crusoe Gongbay	at New Mexico State	9/20/2014
19.	138	Jhurell Pressley	at UNLV	11/1/2014
20.	136	Kasey Carrier	Fresno State	10/27/2012
21.	129	Kasey Carrier	at New Mexico State	9/22/2012
22.	127	Cole Gautsche	New Mexico State	10/5/2013
23.	126	Kasey Carrier	New Mexico State	10/5/2013
24.	119	Carlos Wiggins	UNLV	9/28/2013
25.	118	Cole Gautsche	UTSA	8/31/2013
26.	113	Cole Gautsche	at Wyoming	10/12/2013
27.	109	Kasey Carrier	at Wyoming	11/10/2012
	109	Jhurell Pressley	at Colorado State	11/22/2014
29.	108	Daryl Chestnut	Mississippi Valley St.	9/5/2015
	108	Cole Gautsche	UNLV	9/28/2013
31.	106	Lamar Jordan	at UTSA	10/4/2014
32.	104	Cole Gautsche	at Hawai'i	10/13/2012
	104	Kasey Carrier	at Wyoming	10/12/2013
34.	103	Jhurell Pressley	at Wyoming	9/26/2015
	103	Demarcus Rogers	Southern	9/1/2012
36.	102	Jhurell Pressley	at UTSA	10/4/2014
37.	101	Jhurell Pressley	Wyoming	11/29/2014

The following is the complete list of New Mexico Men for the program since its inception in 2012.

2012 New Mexico Men

Sept. 1	Jeric Magnant (Rio Rancho)	Southern
Sept. 22	David Anaya (Roswell)	at New Mexico State
Sept. 29	David Anaya (Roswell)	Boise State
Oct. 6	Reece White (Rio Rancho)	Texas State
Oct. 27	Tim Foley (Rio Rancho)	Fresno State
Nov. 10	Greg Rivara (Albuquerque)	Wyoming
Nov. 17	Matt Raymer (Albuquerque)	Nevada

2013 New Mexico Men

Aug. 31	Reece White (Rio Rancho)	UTSA
Sept. 28	Randy Williams (Albuquerque)	UNLV
Oct. 5	David Anaya (Roswell)	New Mexico State
Oct. 19	Steven Romero (Albuquerque)	Utah State
Nov. 8	Tim Foley (Rio Rancho)	Air Force
Nov. 16	Jack Lamm (Albuquerque)	Colorado State

2014 New Mexico Men

Aug. 30	Greg Wortman (Los Lunas)	UTEP
Sept. 6	Randy Williams (Albuquerque)	Arizona State
Sept. 20	David Anaya (Roswell)	at New Mexico State
Sept. 26	Geoff Smelser (Las Cruces)	Fresno State
Oct. 10	Zack Rogers (Rio Rancho)	San Diego State
Nov. 8	John Russo (Albuquerque)	Boise State
Nov. 29	Marcus Lopez (Santa Rosa)	Wyoming

2015 New Mexico Men

Sept. 5	David Georges (Albuquerque)	Miss. Valley State
Sept. 12	Sam Gentry (Albuquerque)	Tulsa
Oct. 3	David Anaya (Roswell)	New Mexico State
Oct. 17	Jack Lamm (Albuquerque)	Hawai'i
Nov. 7	Geoff Smelser (Las Cruces)	Utah State
Nov. 21		Colorado State
Nov. 28		Air Force

Of the 12 different players who have been honored as a weekly New Mexico Man, seven (Jeric Magnant, David Anaya, Reece White, Steven Romero, Zack Rogers, Randy Williams and John Russo) have eventually been awarded scholarships by head coach Bob Davie.

On This Date

The game on November 7 will be 14th for the Lobos on that particular date, going 9-5 overall. UNM has actually gone 5-1 in its last six road games on this date dating back to 1953. Here are all of UNM's October 24 games.



Date	Opponent	Result	Site
10/24/2009	UNLV	L 17-34	Albuquerque, N.M.
10/24/1998	at Hawai'i	W 30-20	Honolulu, Hi.
10/24/1992	at Fresno State	L 28-31	Fresno, Calif.
10/24/1981	at New Mexico State	W 17-13	Las Cruces, N.M.
10/24/1970	at Wyoming	W 17-7	Laramie, Wyo.
10/24/1964	New Mexico State	W 18-14	Albuquerque, N.M.
10/24/1959	at Montana	W 55-14	Missoula, Mont.
10/24/1953	at Montana	W 41-13	Missoula, Mont.
10/24/1942	Texas Tech	L 0-20	Albuquerque, N.M.
10/24/1941	at Texas Tech	L 0-36	Lubbock, Texas
10/24/1936	Mew Mexico Military Inst.	W 13-7	Albuquerque, N.M.
10/24/1931	Occidental (CA)	W 14-0	Albuquerque, N.M.
10/24/1925	at UTEP	L 2-19	El Paso, Texas
10/24/1908	Albuquerque Indian School	W 33-0	Albuquerque, N.M.

On November 7 in history, the controversial Bush-Gore election takes place, one that wouldn't be resolved until reaching the Supreme Court (2000), The Mars Global Surveyor is launched by NASA (1996), WXYC, a student radio station at UNC, provided the very first internet radio broadcast (1994), Magic Johnson announced to the world that he was infected with HIV (1991), David Dinkins was elected mayor of New York, becoming the city's first black mayor while Doug Wilder was elected governor of Virginia, becoming the first black elected governor in the United States (1989) ... those elections came exactly 22 years after Carl B. Stokes was elected mayor of Cleveland, the first black elected mayor of a major U.S. city (1967), Franklin Delano Roosevelt was elected for his record fourth term (1944), the Tacoma Narrows Bridge collapses in a windstorm just four months after opening (1940), the Museum of Modern Art opens in New York City (1929) and Butch Cassidy and the Sundance Kid are killed in Bolivia (1908).

Famous people born on November 7 include musician Lorde (Royal, 1996), football player Will Demps (Baltimore Ravens, 1979), anchor Lindsay Czarniak (ESPN, 1979), pitcher Kris Benson (Mets, Orioles, 1974), director Morgan Spurlock (Super Size Me, 1970), actress Dana Plato (Diff'rent Strokes, 1964), guitarist Tommy Thayer (KISS, 1960), actor Christopher Knight (Peter Brady, 1957), wrestler King Kong Bundy (1957), baseball manager and announcer Buck Martinez (Expos, 1948), knuckleballer Joe Niekro (Astros, Twins, 1945), trumpeter Al Hirt (1922) and Red Army founder Leon Trotsky (1879).

Sadly, on this day the world lost actor football coach Darrell K. Royal (2012), boxer Smokin' Joe Frazier (2011), Ingrid of Sweden, the Queen of Denmark (2000), Steve McQueen (1980), boxer Gene Tunney (1978), former First Lady Eleanor Roosevelt (1962) and Cornelis Drebbel, the man who invented the submarine (1633).

SEPT. 5 VS. MUSU

Helmet Shell Logo Stripe	
Jersey Color Font	
Pants	

SEPT. 12 VS. TULSA

Helmet Shell Logo Stripe	
Jersey Color Font	
Pants	

SEPT. 18 AT ARIZONA ST.

Helmet Shell Logo Stripe	
Jersey Color Font	
Pants	




SEPT. 26 AT WYOMING

Helmet Shell Logo Stripe	
Jersey Color Font	
Pants	

OCT. 3 VS. NEW MEXICO ST.

Helmet Shell Logo Stripe	
Jersey Color Font	
Pants	

OCT. 10 AT NEVADA

Helmet Shell Logo Stripe	
Jersey Color Font	
Pants	




OCT. 17 VS. HAWAI'I

Helmet Shell Logo Stripe	
Jersey Color Font	
Pants	




OCT. 24 AT SAN JOSE ST.

Helmet Shell Logo Stripe	
Jersey Color Font	
Pants	




NOV. 7 VS. UTAH STATE

Helmet Shell Logo Stripe	
Jersey Color Font	
Pants	

NOV. 14 AT BOISE STATE

Helmet Shell Logo Stripe	
Jersey Color Font	
Pants	

NOV. 21 VS. COLORADO ST.

Helmet Shell Logo Stripe	
Jersey Color Font	
Pants	

NOV. 28 VS. AIR FORCE

Helmet Shell Logo Stripe	
Jersey Color Font	
Pants	

WR - #19 Matt Quarells

Table with columns: Date, Opponent, Rush, Yds, TD, LG, Rec, Yds, TD, LG. Rows include games against MVSU, Tulsa, ASU, WYO, NMSU, UNR, HAW, SJSU, USU, BSU, CSU, AFA.

2014

Table with columns: Date, Opponent, Rush, Yds, TD, LG, Rec, Yds, TD, LG. Rows include games against UTEP, ASU, NMSU, FS, UTSA, SDSU, AFA, UNLV, BSU, USU, CSU, WYO.

2015

Table with columns: Date, Opponent, Rush, Yds, TD, LG, Rec, Yds, TD, LG. Rows include games against MVSU, Tulsa, ASU, WYO, NMSU, UNR, HAW, SJSU, USU, BSU, CSU, AFA.

2015

Table with columns: Date, Opponent, Rush, Yds, TD, LG, Rec, Yds, TD, LG. Rows include games against MVSU, Tulsa, ASU, WYO, NMSU, UNR, HAW, SJSU, USU, BSU, CSU, AFA.

WR - #22 Chris Davis

Table with columns: Date, Opponent, Rush, Yds, TD, LG, Rec, Yds, TD, LG. Rows include games against UTEP, ASU, NMSU, FS, UTSA, SDSU, AFA, UNLV, BSU, USU, CSU, WYO.

WR - #81 Marquis Bundy

Table with columns: Date, Opponent, Rush, Yds, TD, LG, Rec, Yds, TD, LG. Rows include games against SOU, Texas, TTU, NMSU, BSU, TSU, HAW, AFA, FS, UNLV, WYO, NEV, CSU.

WR - #82 Delane Hart-Johnson

Table with columns: Date, Opponent, Rush, Yds, TD, LG, Rec, Yds, TD, LG. Rows include games against MVSU, Tulsa, ASU, WYO, NMSU, UNR, HAW, SJSU, USU, BSU, CSU, AFA.

2015

Table with columns: Date, Opponent, Rush, Yds, TD, LG, Rec, Yds, TD, LG. Rows include games against MVSU, Tulsa, ASU, WYO, NMSU, UNR, HAW, SJSU, USU, BSU, CSU, AFA.

TE - #48 Chris Edling

Table with columns: Date, Opponent, Rush, Yds, TD, LG, Rec, Yds, TD, LG. Rows include games against SOU, Texas, TTU, NMSU, BSU, TSU, HAW, AFA, FS, UNLV, WYO, NEV, CSU.

WR - #24 Carlos Wiggins

Table with columns: Date, Opponent, Rush, Yds, TD, LG, Rec, Yds, TD, LG. Rows include games against SOU, Texas, TTU, NMSU, BSU, TSU, HAW, AFA, FS, UNLV, WYO, NEV, CSU.

2013

Table with columns: Date, Opponent, Rush, Yds, TD, LG, Rec, Yds, TD, LG. Rows include games against UTSA, UTEP, Pitt, UNLV, NMSU, Wyo, SDSU, AFA, CSU, FS, UNLV, WYO, BSU.

2013

Table with columns: Date, Opponent, Rush, Yds, TD, LG, Rec, Yds, TD, LG. Rows include games against UTSA, UTEP, Pitt, UNLV, NMSU, Wyo, SDSU, AFA, CSU, FS, UNLV, WYO, BSU.

2013

Table with columns: Date, Opponent, Rush, Yds, TD, LG, Rec, Yds, TD, LG. Rows include games against UTSA, UTEP, Pitt, UNLV, NMSU, Wyo, SDSU, AFA, CSU, FS, UNLV, WYO, BSU.

2014

Table with columns: Date, Opponent, Rush, Yds, TD, LG, Rec, Yds, TD, LG. Rows include games against UTEP, ASU, NMSU, FS, UTSA, SDSU, AFA, UNLV, BSU, USU, CSU, WYO.

2014

Table with columns: Date, Opponent, Rush, Yds, TD, LG, Rec, Yds, TD, LG. Rows include games against UTEP, ASU, NMSU, FS, UTSA, SDSU, AFA, UNLV, BSU, USU, CSU, WYO.

2015 TE - #88 Nick Lehman Table with columns: Date, Opponent, Rush, Yds, TD, LG, Rec, Yds, TD, LG. Includes totals for CAREER.

2014 TE - #88 Nick Lehman Table with columns: Date, Opponent, Rush, Yds, TD, LG, Rec, Yds, TD, LG. Includes totals for CAREER.

2015 DB - #4 Isaiah Brown Table with columns: Date, Opponent, TKL, TFL-Yds, Sack-Yds, FF, FR-Yds, PBU, INT-yds, TD. Includes totals for CAREER.

2012 TE - #80 Reece White Table with columns: Date, Opponent, Rush, Yds, TD, LG, Rec, Yds, TD, LG. Includes totals for CAREER.

2015 DB - #3 Cranston Jones Table with columns: Date, Opponent, TKL, TFL-Yds, Sack-Yds, FF, FR-Yds, PBU, INT-yds, TD. Includes totals for CAREER.

2014 DB - #4 Isaiah Brown Table with columns: Date, Opponent, TKL, TFL-Yds, Sack-Yds, FF, FR-Yds, PBU, INT-yds, TD. Includes totals for CAREER.

2013 TE - #80 Reece White Table with columns: Date, Opponent, Rush, Yds, TD, LG, Rec, Yds, TD, LG. Includes totals for CAREER.

2014 DB - #3 Cranston Jones Table with columns: Date, Opponent, TKL, TFL-Yds, Sack-Yds, FF, FR-Yds, PBU, INT-yds, TD. Includes totals for CAREER.

2015 DB - #5 Lee Crosby Table with columns: Date, Opponent, TKL, TFL-Yds, Sack-Yds, FF, FR-Yds, PBU, INT-yds, TD. Includes totals for CAREER.

2014 TE - #80 Reece White Table with columns: Date, Opponent, Rush, Yds, TD, LG, Rec, Yds, TD, LG. Includes totals for CAREER.

2013 DB - #3 Cranston Jones Table with columns: Date, Opponent, TKL, TFL-Yds, Sack-Yds, FF, FR-Yds, PBU, INT-yds, TD. Includes totals for CAREER.

2015 DB - #5 Lee Crosby Table with columns: Date, Opponent, TKL, TFL-Yds, Sack-Yds, FF, FR-Yds, PBU, INT-yds, TD. Includes totals for CAREER.

2015 TE - #80 Reece White Table with columns: Date, Opponent, Rush, Yds, TD, LG, Rec, Yds, TD, LG. Includes totals for CAREER.

2014 DB - #3 Cranston Jones Table with columns: Date, Opponent, TKL, TFL-Yds, Sack-Yds, FF, FR-Yds, PBU, INT-yds, TD. Includes totals for CAREER.

2015 DB - #5 Lee Crosby Table with columns: Date, Opponent, TKL, TFL-Yds, Sack-Yds, FF, FR-Yds, PBU, INT-yds, TD. Includes totals for CAREER.

DB - #22 Markel Byrd

2014									
Date	Opponent	TKL	TFL-Yds	Sack-Yds	FF	FR-Yds	PBU	INT-yds	TD
Aug 30	UTEP	1	0.0-0	0.0-0	0	0-0	0	0-0	0
Sept 6	ASU	6	0.0-0	0.0-0	0	0-0	0	0-0	0
Sept 20	at NMSU	2	0.0-0	0.0-0	0	0-0	0	0-0	0
Sept 26	FS	8	0.0-0	0.0-0	0	0-0	0	0-0	0
Oct 4	at UTSA	3	0.0-0	0.0-0	0	0-0	0	1-21	0
Oct 10	SDSU	4	0.0-0	0.0-0	1	0-0	0	0-0	0
Oct 18	at AFA	9	0.0-0	0.0-0	0	0-0	0	0-0	0
Nov 1	at UNLV	6	0.0-0	0.0-0	0	0-0	1	0-0	0
Nov 8	BSU	3	0.0-0	0.0-0	0	0-0	1	0-0	0
Nov 15	at USU	3	0.0-0	0.0-0	0	0-0	0	0-0	0
Nov 22	at CSU	4	0.0-0	0.0-0	0	0-0	0	0-0	0
Nov 29	WYO	1	0.0-0	0.0-0	0	0-0	0	0-0	0
TOTAL		50	0.0-0	0.0-0	1	0-0	2	1-21	0

2015									
Date	Opponent	TKL	TFL-Yds	Sack-Yds	FF	FR-Yds	PBU	INT-yds	TD
Sept 5	MVSU	1	0.0-0	0.0-0	0	0-0	0	0-0	0
Sept 12	Tulsa	9	0.0-0	0.0-0	0	0-0	0	0-0	0
Sept 18	at ASU	2	1.0-1	0.0-0	0	0-0	0	0-0	0
Sept 26	at WYO	2	0.0-0	0.0-0	0	0-0	0	1-0	0
Oct 3	NMSU	4	1.0-10	1.0-10	0	0-0	0	1-0	0
Oct 10	at UNR	10	0.5-2	0.0-0	0	0-0	0	0-0	0
Oct 17	HAW					Did Not Play			
Oct 24	at SJSU	1	0.0-0	0.0-0	0	0-0	0	0-0	0
Nov 7	USU					Did Not Play			
Nov 14	at BSU					Did Not Play			
Nov 21	CSU					Did Not Play			
Nov 28	AFA					Did Not Play			
TOTAL		19	2.5-13	1.0-10	0	0-0	0	2-0	0
CAREER		69	2.5-13	1.0-10	1	0-0	2	3-21	0

DB - #23 Tayo Adewon									
2014									
Date	Opponent	TKL	TFL-Yds	Sack-Yds	FF	FR-Yds	PBU	INT-yds	TD
Aug 30	UTEP					Did Not Play			
Sept 6	ASU					Did Not Play			
Sept 20	at NMSU					Did Not Play			
Sept 26	FS					Did Not Play			
Oct 4	at UTSA					Did Not Play			
Oct 10	SDSU					Did Not Play			
Oct 18	at AFA					Did Not Play			
Nov 1	at UNLV	0	0.0-0	0.0-0	0	0-0	0	0-0	0
Nov 8	BSU	0	0.0-0	0.0-0	0	0-0	0	0-0	0
Nov 15	at USU	0	0.0-0	0.0-0	0	0-0	0	0-0	0
Nov 22	at CSU	0	0.0-0	0.0-0	0	0-0	0	0-0	0
Nov 29	WYO	0	0.0-0	0.0-0	0	0-0	0	0-0	0
TOTAL		0	0.0-0	0.0-0	0	0-0	0	0-0	0

2015									
Date	Opponent	TKL	TFL-Yds	Sack-Yds	FF	FR-Yds	PBU	INT-yds	TD
Sept 5	MVSU	1	0.0-0	0.0-0	0	0-0	0	0-0	0
Sept 12	Tulsa	0	0.0-0	0.0-0	0	0-0	0	0-0	0
Sept 18	at ASU	0	0.0-0	0.0-0	0	0-0	0	0-0	0
Sept 26	at WYO	0	0.0-0	0.0-0	0	0-0	0	0-0	0
Oct 3	NMSU	1	0.0-0	0.0-0	0	0-0	0	0-0	0
Oct 10	at UNR	0	0.0-0	0.0-0	0	0-0	0	0-0	0
Oct 17	HAW	0	0.0-0	0.0-0	0	0-0	0	0-0	0
Oct 24	at SJSU	0	0.0-0	0.0-0	0	0-0	0	0-0	0
Nov 7	USU					Did Not Play			
Nov 14	at BSU					Did Not Play			
Nov 21	CSU					Did Not Play			
Nov 28	AFA					Did Not Play			
TOTAL		2	0.0-0	0.0-0	0	0-0	0	0-0	0
CAREER		2	0.0-0	0.0-0	0	0-0	0	0-0	0

DB - #26 Marquez Mackey									
2015									
Date	Opponent	TKL	TFL-Yds	Sack-Yds	FF	FR-Yds	PBU	INT-yds	TD
Sept 5	MVSU					Did Not Play			
Sept 12	Tulsa					Did Not Play			
Sept 18	at ASU					Did Not Play			
Sept 26	at WYO					Did Not Play			
Oct 3	NMSU					Did Not Play			
Oct 10	at UNR					Did Not Play			
Oct 17	HAW					Did Not Play			
Oct 24	at SJSU					Did Not Play			
Nov 7	USU					Did Not Play			
Nov 14	at BSU					Did Not Play			
Nov 21	CSU					Did Not Play			
Nov 28	AFA					Did Not Play			
TOTAL/CAREER		1	0.0-0	0.0-0	0	0-0	0	0-0	0

DB - #27 Bijon Parker

2015									
Date	Opponent	TKL	TFL-Yds	Sack-Yds	FF	FR-Yds	PBU	INT-yds	TD
Sept 5	MVSU	1	0.0-0	0.0-0	0	0-0	0	0-0	0
Sept 12	Tulsa	0	0.0-0	0.0-0	0	0-0	0	0-0	0
Sept 18	at ASU	0	0.0-0	0.0-0	0	0-0	0	0-0	0
Sept 26	at WYO	0	0.0-0	0.0-0	0	0-0	0	0-0	0
Oct 3	NMSU	1	0.0-0	0.0-0	0	0-0	0	0-0	0
Oct 10	at UNR					Did Not Play			
Oct 17	HAW					Did Not Play			
Oct 24	at SJSU					Did Not Play			
Nov 7	USU					Did Not Play			
Nov 14	at BSU					Did Not Play			
Nov 21	CSU					Did Not Play			
Nov 28	AFA					Did Not Play			
TOTAL/CAREER		2	0.0-0	0.0-0	0	0-0	0	0-0	0

DB - #28 Jake Rothschilder									
2015									
Date	Opponent	TKL	TFL-Yds	Sack-Yds	FF	FR-Yds	PBU	INT-yds	TD
Sept 5	MVSU	1	0.0-0	0.0-0	0	0-0	0	0-0	0
Sept 12	Tulsa	0	0.0-0	0.0-0	0	0-0	0	0-0	0
Sept 18	at ASU	1	0.0-0	0.0-0	0	0-0	0	0-0	0
Sept 26	at WYO	1	0.0-0	0.0-0	0	0-0	0	0-0	0
Oct 3	NMSU	1	0.0-0	0.0-0	0	0-0	0	0-0	0
Oct 10	at UNR	2	0.0-0	0.0-0	0	0-0	0	0-0	0
Oct 17	HAW	2	0.0-0	0.0-0	0	0-0	0	0-0	0
Oct 24	at SJSU	6	0.0-0	0.0-0	0	0-0	0	0-0	0
Nov 7	USU					Did Not Play			
Nov 14	at BSU					Did Not Play			
Nov 21	CSU					Did Not Play			
Nov 28	AFA					Did Not Play			
TOTAL/CAREER		14	0.0-0	0.0-0	0	0-0	0	0-0	0

LB - #2 Kimmie Carson									
2014									
Date	Opponent	TKL	TFL-Yds	Sack-Yds	FF	FR-Yds	PBU	INT-yds	TD
Aug 30	UTEP	7	0.0-0	0.0-0	0	0-0	0	0-0	0
Sept 6	ASU	2	0.0-0	0.0-0	1	0-0	0	0-0	0
Sept 20	at NMSU	5	0.0-0	0.0-0	0	0-0	0	0-0	0
Sept 26	FS	5	0.0-0	0.0-0	0	0-0	0	0-0	0
Oct 4	at UTSA	3	0.5-2	0.0-0	0	0-0	1	0-0	0
Oct 10	SDSU	2	0.0-0	0.0-0	0	0-0	0	0-0	0
Oct 18	at AFA	1	0.0-0	0.0-0	0	0-0	0	0-0	0
Nov 1	at UNLV	4	0.0-0	0.0-0	0	0-0	0	0-0	0
Nov 8	BSU	2	0.0-0	0.0-0	0	0-0	0	0-0	0
Nov 15	at USU	5	0.0-0	0.0-0	0	0-0	0	0-0	0
Nov 22	at CSU	10	2.5-10	0.0-0	1	1-0	1	0-0	0
Nov 29	WYO	16	2.0-5	1.0-1	0	0-0	1	0-0	0
TOTAL		62	5.0-17	1.0-1	1	1-0	3	0-0	0

2015									
Date	Opponent	TKL	TFL-Yds	Sack-Yds	FF	FR-Yds	PBU	INT-yds	TD
Sept 5	MVSU	3	1.0-9	1.0-9	0	0-0	0	0-0	0
Sept 12	Tulsa	12	1.0-3	0.0-0	0	0-0	0	0-0	0
Sept 18	at ASU	6	0.0-0	0.0-0	0	0-0	0	0-0	0
Sept 26	at WYO	10	2.5-8	0.5-6	0	0-0	0	0-0	0
Oct 3	NMSU	7	0.0-0	0.0-0	0	0-0	0	0-0	0
Oct 10	at UNR	3	0.5-2	0.0-0	0	0-0	0	0-0	0
Oct 17	HAW	4	0.0-0	0.0-0	0	0-0	0	0-0	0
Oct 24	at SJSU	6	2.0-8	1.0-6	0	0-0	0	0-0	0
Nov 7	USU					Did Not Play			
Nov 14	at BSU					Did Not Play			
Nov 21	CSU					Did Not Play			
Nov 28	AFA					Did Not Play			
TOTAL		51	7.0-30	2.5-21	0	0-0	0	0-0	0
CAREER		110	11.5-45	3.5-22	1	1-0	3	0-0	0

LB - #20 Ryan Langford									
2014									
Date	Opponent	TKL	TFL-Yds	Sack-Yds	FF	FR-Yds	PBU	INT-yds	TD
Aug 30	UTEP	5	0.0-0	0.0-0	0	0-0	0	0-0	0
Sept 6	ASU	1	0.0-0	0.0-0	0	0-0	0	0-0	0
Sept 20	at NMSU	4	0.0-0	0.0-0	0	0-0	0	0-0	0
Sept 26	FS	3	0.0-0	0.0-0	0	0-0	0	0-0	0
Oct 4	at UTSA					Did Not Play			
Oct 10	SDSU	1	0.0-0	0.0-0	0	0-0	0	0-0	0
Oct 18	at AFA	10	0.0-0	0.0-0	0	0-0	0	0-0	0
Nov 1	at UNLV	9	0.0-0	0.0-0	0	0-0	0	0-0	0
Nov 8	BSU	3	0.0-0	0.0-0	0	0-0	0	0-0	0
Nov 15	at USU	6	0.0-0	0.0-0	0	0-0	0	0-0	0
Nov 22	at CSU	9	1.0-3	0.0-0	0	0-0	0	0-0	0
Nov 29	WYO	11	1.0-5	0.0-0	0	0-0	0	0-0	0
TOTAL		62	2.0-8	0.0-0	0	0-0	0	0-0	0

2015									
Date	Opponent	TKL	TFL-Yds	Sack-Yds	FF	FR-Yds	PBU	INT-yds	TD
Sept 5	MVSU	3	1.0-3	0.0-0	0	0-0	1	0-0	0
Sept 12	Tulsa	4	0.0-0	0.0-0					

LB - #33 Alex Hart

2015									
Date	Opponent	TKL	TFL-Yds	Sack-Yds	FF	FR-Yds	PBU	INT-yds	TD
Sept 5	MVSU			Did Not Play					
Sept 12	Tulsa			Did Not Play					
Sept 18	at ASU			Did Not Play					
Sept 26	at WYO			Did Not Play					
Oct 3	NMSU	0	0.0-0	0.0-0	0	0-0	0	0-0	0
Oct 10	at UNR	0	0.0-0	0.0-0	0	0-0	0	0-0	0
Oct 17	HAW	1	0.0-0	0.0-0	0	0-0	0	0-0	0
Oct 24	at SJSU	0	0.0-0	0.0-0	0	0-0	0	0-0	0
Nov 7	USU								
Nov 14	at BSU								
Nov 21	CSU								
Nov 28	AFA								
TOTAL/CAREER		1	0.0-0	0.0-0	0	0-0	0	0-0	0

LB - #34 Geoff Smelser

2014									
Date	Opponent	TKL	TFL-Yds	Sack-Yds	FF	FR-Yds	PBU	INT-yds	TD
Aug 30	UTEP			Did Not Play					
Sept 6	ASU	0	0.0-0	0.0-0	0	0-0	0	0-0	0
Sept 20	at NMSU	0	0.0-0	0.0-0	0	0-0	0	0-0	0
Sept 26	FS	0	0.0-0	0.0-0	0	0-0	0	0-0	0
Oct 4	at UTSA	0	0.0-0	0.0-0	0	0-0	0	0-0	0
Oct 10	SDSU	0	0.0-0	0.0-0	0	0-0	0	0-0	0
Oct 18	at AFA	0	0.0-0	0.0-0	0	0-0	0	0-0	0
Nov 1	at UNLV	1	0.0-0	0.0-0	0	0-0	0	0-0	0
Nov 8	BSU	2	0.0-0	0.0-0	0	0-0	0	0-0	0
Nov 15	at USU			Did Not Play					
Nov 22	at CSU			Did Not Play					
Nov 29	WYO			Did Not Play					
TOTAL		3	0.0-0	0.0-0	0	0-0	0	0-0	0

2015

Date	Opponent	TKL	TFL-Yds	Sack-Yds	FF	FR-Yds	PBU	INT-yds	TD
Sept 5	MVSU			Did Not Play					
Sept 12	Tulsa			Did Not Play					
Sept 18	at ASU			Did Not Play					
Sept 26	at WYO	0	0.0-0	0.0-0	0	0-0	0	0-0	0
Oct 3	NMSU	0	0.0-0	0.0-0	0	0-0	0	0-0	0
Oct 10	at UNR			Did Not Play					
Oct 17	HAW			Did Not Play					
Oct 24	at SJSU			Did Not Play					
Nov 7	USU								
Nov 14	at BSU								
Nov 21	CSU								
Nov 28	AFA								
TOTAL		0	0.0-0	0.0-0	0	0-0	0	0-0	0
CAREER		3	0.0-0	0.0-0	0	0-0	0	0-0	0

LB - #41 Steven Galvan

2015									
Date	Opponent	TKL	TFL-Yds	Sack-Yds	FF	FR-Yds	PBU	INT-yds	TD
Sept 5	MVSU	0	0.0-0	0.0-0	0	0-0	0	0-0	0
Sept 12	Tulsa			Did Not Play					
Sept 18	at ASU			Did Not Play					
Sept 26	at WYO			Did Not Play					
Oct 3	NMSU			Did Not Play					
Oct 10	at UNR			Did Not Play					
Oct 17	HAW			Did Not Play					
Oct 24	at SJSU			Did Not Play					
Nov 7	USU								
Nov 14	at BSU								
Nov 21	CSU								
Nov 28	AFA								
TOTAL/CAREER		0	0.0-0	0.0-0	0	0-0	0	0-0	0

LB - #47 Austin Ocasio

2015									
Date	Opponent	TKL	TFL-Yds	Sack-Yds	FF	FR-Yds	PBU	INT-yds	TD
Sept 5	MVSU			Did Not Play					
Sept 12	Tulsa			Did Not Play					
Sept 18	at ASU			Did Not Play					
Sept 26	at WYO			Did Not Play					
Oct 3	NMSU			Did Not Play					
Oct 10	at UNR			Did Not Play					
Oct 17	HAW			Did Not Play					
Oct 24	at SJSU			Did Not Play					
Nov 7	USU								
Nov 14	at BSU								
Nov 21	CSU								
Nov 28	AFA								
TOTAL/CAREER		0	0.0-0	0.0-0	0	0-0	0	0-0	0

LB - #49 Dakota Cox

2013									
Date	Opponent	TKL	TFL-Yds	Sack-Yds	FF	FR-Yds	PBU	INT-yds	TD
Aug 31	UTSA	0	0.0-0	0.0-0	0	0-0	0	0-0	0
Sept 7	at UTEP	3	0.0-0	0.0-0	0	0-0	0	0-0	0
Sept 14	at Pitt	3	0.0-0	0.0-0	0	0-0	0	0-0	0
Sept 28	UNLV	8	0.0-0	0.0-0	0	0-0	0	0-0	0
Oct 5	NMSU	6	0.0-0	0.0-0	0	0-0	0	0-0	0
Oct 12	at Wyo	9	0.0-0	0.0-0	0	0-0	0	0-0	0
Oct 19	USU	8	0.5-1	0.0-0	0	0-0	0	0-0	0
Nov 2	at SDSU	12	0.0-0	0.0-0	0	0-0	0	0-0	0
Nov 8	AFA	14	0.5-0	0.0-0	0	0-0	0	0-0	0
Nov 16	CSU	14	0.0-0	0.0-0	0	0-0	0	0-0	0
Nov 23	at FS	9	0.0-0	0.0-0	0	0-0	0	0-0	0
Nov 30	at BSU	13	0.0-0	0.0-0	0	0-0	1	0-0	0
TOTAL		99	1.0-1	0.0-0	0	0-0	1	0-0	0

2014

Date	Opponent	TKL	TFL-Yds	Sack-Yds	FF	FR-Yds	PBU	INT-yds	TD
Aug 30	UTEP	17	0.5-2	0.0-0	0	0-0	1	0-0	0
Sept 6	ASU	10	0.0-0	0.0-0	0	0-0	0	0-0	0
Sept 20	at NMSU	18	0.0-0	0.0-0	0	0-0	1	1-16	0
Sept 26	FS	19	0.0-0	0.0-0	0	0-0	0	0-0	0
Oct 4	at UTSA	9	0.5-2	0.0-0	0	0-0	0	0-0	0
Oct 10	SDSU	10	0.0-0	0.0-0	0	1-0	0	0-0	0
Oct 18	at AFA	12	0.0-0	0.0-0	0	0-0	0	0-0	0
Nov 1	at UNLV	7	0.0-0	0.0-0	0	0-0	0	0-0	0
Nov 8	BSU	14	1.0-3	0.0-0	0	0-0	0	0-0	0
Nov 15	at USU			Did Not Play					
Nov 22	at CSU			Did Not Play					
Nov 29	WYO			Did Not Play					
TOTAL		116	2.0-7	0.0-0	0	1-0	2	1-16	0

2015

Date	Opponent	TKL	TFL-Yds	Sack-Yds	FF	FR-Yds	PBU	INT-yds	TD
Sept 5	MVSU	3	0.5-1	0.0-0	0	0-0	0	0-0	0
Sept 12	Tulsa	12	0.5-1	0.0-0	0	0-0	1	0-0	0
Sept 18	at ASU	7	0.0-0	0.0-0	0	0-0	0	0-0	0
Sept 26	at WYO	8	3.5-12	1.5-9	0	0-0	0	1-8	0
Oct 3	NMSU	7	2.0-4	2.0-4	0	0-0	0	0-0	0
Oct 10	at UNR	4	0.0-0	0.0-0	0	0-0	0	0-0	0
Oct 17	HAW	11	1.5-3	0.0-0	0	0-0	0	0-0	0
Oct 24	at SJSU	9	1.0-3	0.0-0	0	0-0	0	0-0	0
Nov 7	USU								
Nov 14	at BSU								
Nov 21	CSU								
Nov 28	AFA								
TOTAL		60	9.0-24	3.5-13	0	0-0	1	1-8	0
CAREER		266	12.0-32	3.5-13	0	1-0	4	2-24	0

LB - #54 Donnie White

2013									
Date	Opponent	TKL	TFL-Yds	Sack-Yds	FF	FR-Yds	PBU	INT-yds	TD
Aug 31	UTSA	0	0.0-0	0.0-0	0	0-0	0	0-0	0
Sept 7	at UTEP			Did Not Play					
Sept 14	at Pitt	0	0.0-0	0.0-0	0	0-0	0	0-0	0
Sept 28	UNLV			Did Not Play					
Oct 5	NMSU	2	0.0-0	0.0-0	0	0-0	0	0-0	0
Oct 12	at Wyo	0	0.0-0	0.0-0	0	0-0	0	0-0	0
Oct 19	USU	2	0.0-0	0.0-0	0	0-0	0	0-0	0
Nov 2	at SDSU	3	0.0-0	0.0-0	0	0-0	0	0-0	0
Nov 8	AFA	3	0.0-0	0.0-0	0	0-0	0	0-0	0
Nov 16	CSU	1	0.0-0	0.0-0	0	0-0	1	0-0	0
Nov 23	at FS	2	0.0-0	0.0-0	0	0-0	0	0-0	0
Nov 30	at BSU	3	0.0-0	0.0-0	0	0-0	0	0-0	0
TOTAL		16	0.0-0	0.0-0	0	0-0	1	0-0	0

2014

Date	Opponent	TKL	TFL-Yds	Sack-Yds	FF	FR-Yds	PBU	INT-yds	TD
Aug 30	UTEP	3	0.0-0	0.0-0	0	0-0	0	0-0	0
Sept 6	ASU			Did Not Play					
Sept 20	at NMSU	0	0.0-0	0.0-0					

DL - #55 Taylor Timmons

2015									
Date	Opponent	TKL	TFL-Yds	Sack-Yds	FF	FR-Yds	PBU	INT-yds	TD
Sept 5	MVSU	2	1.5-5	0.0-0	0	0-0	0	0-0	0
Sept 12	Tulsa	1	1.0-13	1.0-13	0	0-0	0	0-0	0
Sept 18	at ASU	1	0.0-0	0.0-0	0	0-0	0	0-0	0
Sept 26	at WYO	2	0.0-0	0.0-0	0	0-0	0	0-0	0
Oct 3	NMSU	1	0.5-5	0.5-5	0	0-0	0	0-0	0
Oct 10	at UNR	0	0.0-0	0.0-0	0	0-0	0	0-0	0
Oct 17	HAW	0	0.0-0	0.0-0	0	0-0	0	0-0	0
Oct 24	at SJSU	2	1.0-1	1.0-1	0	0-0	0	0-0	0
Nov 7	USU								
Nov 14	at BSU								
Nov 21	CSU								
Nov 28	AFA								
TOTAL/CAREER		9	4.0-24	2.5-19	0	0-0	0	0-0	0

DL - #59 Chris Lee

2014									
Date	Opponent	TKL	TFL-Yds	Sack-Yds	FF	FR-Yds	PBU	INT-yds	TD
Aug 30	UTEP	0	0.0-0	0.0-0	0	0-0	0	0-0	0
Sept 6	ASU	2	0.0-0	0.0-0	0	0-0	0	0-0	0
Sept 20	at NMSU	0	0.0-0	0.0-0	0	0-0	0	0-0	0
Sept 26	FS			Did Not Play					
Oct 4	at UTSA			Did Not Play					
Oct 10	SDSU	1	0.0-0	0.0-0	0	0-0	0	0-0	0
Oct 18	at AFA	0	0.0-0	0.0-0	0	0-0	0	0-0	0
Nov 1	at UNLV	0	0.0-0	0.0-0	0	0-0	0	0-0	0
Nov 8	BSU	0	0.0-0	0.0-0	0	0-0	0	0-0	0
Nov 15	at USU	0	0.0-0	0.0-0	0	0-0	0	0-0	0
Nov 22	at CSU	0	0.0-0	0.0-0	0	0-0	0	0-0	0
Nov 29	WYO			Did Not Play					
TOTAL		3	0.0-0	0.0-0	0	0-0	0	0-0	0

2015

Date	Opponent	TKL	TFL-Yds	Sack-Yds	FF	FR-Yds	PBU	INT-yds	TD
Sept 5	MVSU	0	0.0-0	0.0-0	0	1-0	0	0-0	0
Sept 12	Tulsa	0	0.0-0	0.0-0	0	0-0	0	0-0	0
Sept 18	at ASU	0	0.0-0	0.0-0	0	0-0	0	0-0	0
Sept 26	at WYO	0	0.0-0	0.0-0	0	0-0	0	0-0	0
Oct 3	NMSU	0	0.0-0	0.0-0	0	0-0	0	0-0	0
Oct 10	at UNR	0	0.0-0	0.0-0	0	0-0	0	0-0	0
Oct 17	HAW	0	0.0-0	0.0-0	0	0-0	0	0-0	0
Oct 24	at SJSU			Did Not Play					
Nov 7	USU								
Nov 14	at BSU								
Nov 21	CSU								
Nov 28	AFA								
TOTAL		0	0.0-0	0.0-0	0	1-0	0	0-0	0
CAREER		3	0.0-0	0.0-0	0	0-0	0	0-0	0

DL - #91 Nik D'Avanzo

2013									
Date	Opponent	TKL	TFL-Yds	Sack-Yds	FF	FR-Yds	PBU	INT-yds	TD
Aug 31	UTSA	2	0.0-0	0.0-0	0	0-0	0	0-0	0
Sept 7	at UTEP	7	0.0-0	0.0-0	0	0-0	0	0-0	0
Sept 14	at Pitt	0	0.0-0	0.0-0	0	0-0	0	0-0	0
Sept 28	UNLV	1	0.0-0	0.0-0	0	0-0	0	0-0	0
Oct 5	NMSU	2	0.0-0	0.0-0	0	0-0	0	0-0	0
Oct 12	at Wyo	4	0.0-0	0.0-0	0	0-0	0	0-0	0
Oct 19	USU	6	0.5-1	0.0-0	0	0-0	0	0-0	0
Nov 2	at SDSU	1	1.0-11	1.0-11	0	0-0	0	0-0	0
Nov 8	AFA	4	0.0-0	0.0-0	0	0-0	0	0-0	0
Nov 16	CSU	1	0.0-0	0.0-0	0	0-0	0	0-0	0
Nov 23	at FS	1	1.0-2	0.0-0	1	0-0	0	0-0	0
Nov 30	at BSU	2	0.5-0	0.0-0	0	0-0	0	0-0	0
TOTAL		31	3.0-14	1.0-11	1	0-0	0	0-0	0

2014

Date	Opponent	TKL	TFL-Yds	Sack-Yds	FF	FR-Yds	PBU	INT-yds	TD
Aug 30	UTEP			Did Not Play					
Sept 6	ASU	2	0.0-0	0.0-0	0	1-0	0	0-0	0
Sept 20	at NMSU	9	0.5-1	0.0-0	0	0-0	0	0-0	0
Sept 26	FS	6	0.0-0	0.0-0	0	0-0	0	0-0	0
Oct 4	at UTSA	2	0.0-0	0.0-0	0	0-0	0	0-0	0
Oct 10	SDSU	4	0.0-0	0.0-0	0	0-0	0	0-0	0
Oct 18	at AFA	5	1.0-2	0.0-0	0	0-0	0	0-0	0
Nov 1	at UNLV	7	2.0-9	1.0-7	0	0-0	0	0-0	0
Nov 8	BSU	6	0.0-0	0.0-0	0	0-0	0	0-0	0
Nov 15	at USU	3	2.0-8	2.0-8	0	0-0	0	0-0	0
Nov 22	at CSU	3	0.0-0	0.0-0	1	0-0	0	0-0	0
Nov 29	WYO	5	1.5-8	1.5-8	0	0-0	0	0-0	0
TOTAL		52	7.0-28	4.5-23	0	2-0	0	0-0	0

2015

Date	Opponent	TKL	TFL-Yds	Sack-Yds	FF	FR-Yds	PBU	INT-yds	TD
Sept 5	MVSU	4	1.5-8	0.5-4	0	1-0	0	0-0	0
Sept 12	Tulsa	1	0.0-0	0.0-0	0	0-0	0	0-0	0
Sept 18	at ASU	2	0.0-0	0.0-0	0	0-0	0	0-0	0
Sept 26	at WYO	3	0.5-1	0.0-0	0	0-0	0	0-0	0
Oct 3	NMSU	0	0.0-0	0.0-0	0	0-0	0	0-0	0
Oct 10	at UNR	5	2.0-2	0.0-0	0	0-0	0	0-0	0
Oct 17	HAW	5	0.0-0	0.0-0	0	0-0	1	0-0	0
Oct 24	at SJSU	5	0.5-1	0.0-0	0	0-0	0	0-0	0
Nov 7	USU								
Nov 14	at BSU								
Nov 21	CSU								
Nov 28	AFA								
TOTAL		22	5.0-12	0.5-4	0	1-0	1	0-0	0
CAREER		104	14.5-54	6.0-38	1	3-0	1	0-0	0

DL - #92 William Udeh

2013									
Date	Opponent	TKL	TFL-Yds	Sack-Yds	FF	FR-Yds	PBU	INT-yds	TD
Aug 31	UTSA			Did Not Play					
Sept 7	at UTEP	1	0.0-0	0.0-0	0	0-0	0	0-0	0
Sept 14	at Pitt	0	0.0-0	0.0-0	0	0-0	0	0-0	0
Sept 28	UNLV			Did Not Play					
Oct 5	NMSU	1	0.0-0	0.0-0	0	0-0	0	0-0	0
Oct 12	at Wyo	0	0.0-0	0.0-0	0	0-0	0	0-0	0
Oct 19	USU	0	0.0-0	0.0-0	0	0-0	0	0-0	0
Nov 2	at SDSU	0	0.0-0	0.0-0	0	0-0	0	0-0	0
Nov 8	AFA	1	0.0-0	0.0-0	0	0-0	0	0-0	0
Nov 16	CSU	1	0.0-0	0.0-0	0	0-0	0	0-0	0
Nov 23	at FS	3	0.0-0	0.0-0	0	0-0	0	0-0	0
Nov 30	at BSU	0	0.0-0	0.0-0	0	0-0	0	0-0	0
TOTAL		7	0.0-0	0.0-0	0	0-0	0	0-0	0

2014

Date	Opponent	TKL	TFL-Yds	Sack-Yds	FF	FR-Yds	PBU	INT-yds	TD
Aug 30	UTEP	0	0.0-0	0.0-0	0	0-0	0	0-0	0
Sept 6	ASU	0	0.0-0	0.0-0	0	0-0	0	0-0	0
Sept 20	at NMSU			Did Not Play					
Sept 26	FS	1	0.0-0	0.0-0	0	0-0	0	0-0	0
Oct 4	at UTSA	4	1.5-5	0.5-4	0	0-0	1	0-0	0
Oct 10	SDSU	2	0.0-0	0.0-0	0	0-0	0	0-0	0
Oct 18	at AFA	4	0.0-0	0.0-0	0	0-0	0	0-0	0
Nov 1	at UNLV	2	0.0-0	0.0-0	0	0-0	0	0-0	0
Nov 8	BSU	1	0.0-0	0.0-0	0	0-0	0	0-0	0
Nov 15	at USU	2	1.0-7	1.0-7	0	0-0	0	0-0	0
Nov 22	at CSU	2	0.0-0	0.0-0	0	0-0	0	0-0	0
Nov 29	WYO			Did Not Play					
TOTAL		18	2.5-12	1.5-11	0	0-0	1	0-0	0

2015

Date	Opponent	TKL	TFL-Yds	Sack-Yds	FF	FR-Yds	PBU	INT-yds	TD
Sept 5	MVSU	2	0.0-0	0.0-0	0	0-0	0	0-0	0
Sept 12	Tulsa	2	0.0-0	0.0-0	0	0-0	0	0-0	0
Sept 18	at ASU	1	0.0-0	0.0-0	0	0-0	0	0-0	0
Sept 26	at WYO	2	0.0-0	0.0-0	0	0-0	0	0-0	0
Oct 3	NMSU	0	0.0-0	0.0-0	0	0-0	0	0-0	0
Oct 10	at UNR	0	0.0-0	0.0-0	0	0-0	0	0-0	0
Oct 17	HAW	1	0.0-0	0.0-0	0	0-0	0	0-0	0
Oct 24	at SJSU	3	2.0-7	0.0-0	0	0-0	0	0-0	0
Nov 7	USU								
Nov 14	at BSU								
Nov 21	CSU								
Nov 28	AFA								
TOTAL		11	2.0-7	0.0-0	0	0-0	0	0-0	0
CAREER		36	4.5-19	1.5-11	0	0-0	1	0-0	0

DL - #95 Garrett Hughes

2014									
Date	Opponent	TKL	TFL-Yds	Sack-Yds	FF	FR-Yds	PBU	INT-yds	TD
Aug 30	UTEP	1	0.0-0	0.0-0	0	0-0	0	0-0	0
Sept 6	ASU	1	0.0-0	0.0-0	0	0-0	0	0-0	0
Sept 20	at NMSU	0	0.0-0	0.0-0	0	0-0	0	0-0	0
Sept 26	FS	0	0.0-0	0.0-0	0	0-0	0	0-0	0
Oct 4	at UTSA			Did Not Play					
Oct 10	SDSU	0	0.0-0	0.0-0	0	0-0	0	0-0	0
Oct 18	at AFA	0	0.0-0	0.0-0	0	0-0	0	0-0	0
Nov 1	at UNLV	1	0.0-0	0.0-0	0	0-0	0	0-0	0
Nov 8	BSU	0	0.0-0	0.0-0	0	0-0	0	0-0	0
Nov 15	at USU	0	0.0-0	0.0-0	0	0-0	0	0-0	0
Nov 22	at CSU	1	0.0-0	0.0-0	1	0-0	0	0-0	0
Nov 29	WYO	0	0.0-0						

MISSISSIPPI VALLEY ST (0-7, 0-5 SWAC)

Sep 5	at New Mexico	L 0-66
Sep 10	vs. Southern U	L 13-50
Sep 19	at Alcorn State	L 14-55
Sep 26	vs. Alabama State	L 15-45
Oct 3	at Jacksonville St	L 7-49
Oct 10	at Prairie View	L 6-45
Oct 17	vs. Texas Southern	L 21-49
Oct 24	at Grambling St	3:00 PM ET
Oct 31	vs. Jackson State	3:00 PM ET
Nov 7	at Alabama A&M	2:00 PM ET
Nov 14	Open	
Nov 21	vs. Ark-Pine Bluff	2:00 PM ET

TULSA (3-3, 0-2 AAC)

Sep 5	vs. Fla Atlantic	W 47-44 (OT)
Sep 12	at New Mexico	W 40-21
Sep 19	at Oklahoma	L 38-52
Sep 26	Open	
Oct 3	vs. Houston	L 24-38
Oct 10	vs. ULM	W 34-24
Oct 17	at East Carolina	L 17-30
Oct 23	vs. Memphis	8:00 PM
Oct 31	at SMU	TBA
Nov 7	vs. UCF	TBA
Nov 14	at Cincinnati	TBA
Nov 21	vs. Navy	TBA
Nov 27	at Tulane	TBA

ARIZONA STATE (4-3, 2-2 PAC-12)

Sep 5	at Texas A&M	L 17-38
Sep 12	vs. Cal Poly	W 35-21
Sep 18	vs. New Mexico	W 34-10
Sep 26	vs. #19 USC	L 14-42
Oct 3	at #7 UCLA	W 38-23
Oct 10	vs. Colorado	W 48-23
Oct 17	at #4 Utah	L 18-34
Oct 24	Open	
Oct 29	vs. Oregon	10:30 PM
Nov 7	at Washington St	TBA
Nov 14	vs. Washington	TBA
Nov 21	vs. Arizona	TBA
Nov 28	at California	TBA

WYOMING (1-6, 1-2 MW)

Sep 5	vs. North Dakota	L 13-24
Sep 12	vs. Eastern Mich	L 29-48
Sep 19	at Washington St	L 14-31
Sep 26	vs. New Mexico	L 28-38
Oct 3	at Appalachian St	L 13-31
Oct 10	at Air Force	L 17-31
Oct 17	vs. Nevada	W 28-21
Oct 24	at Boise State	TBA
Oct 30	at Utah State	10:15 PM
Nov 7	vs. Colorado State	TBA
Nov 14	at San Diego St	10:30 PM
Nov 21	Open	
Nov 28	vs. UNLV	2:00 PM

NEW MEXICO STATE (0-6, 0-2 SUN BELT)

Sep 5	at Florida	L 13-61
Sep 12	vs. Georgia State	L 32-34
Sep 19	vs. Texas-El Paso	L 47-50 (OT)
Sep 26	Open	
Oct 3	at New Mexico	L 29-38
Oct 10	at #13 Ole Miss	L 3-52
Oct 17	at Ga Southern	L 26-56
Oct 24	vs. Troy	TBA
Oct 31	vs. Idaho	TBA
Nov 7	at Texas State	TBA
Nov 14	Open	
Nov 21	at Louisiana	TBA
Nov 28	vs. Arkansas State	TBA
Dec 5	at ULM	TBA

NEVADA (3-4, 1-2 MW)

Sep 3	vs. UC Davis	W 31-17
Sep 12	vs. #22 Arizona	L 20-44
Sep 19	at #17 Texas A&M	L 27-44
Sep 26	at Buffalo	W 24-21
Oct 3	vs. UNLV	L 17-23
Oct 10	vs. New Mexico	W 35-17
Oct 17	at Wyoming	L 21-28
Oct 24	vs. Hawaii	4:00 PM
Oct 31	Open	
Nov 5	at Fresno State	10:30 PM
Nov 14	vs. San Jose St	4:00 PM
Nov 21	at Utah State	TBA
Nov 28	at San Diego St	TBA

HAWAII (2-5, 0-3 MW)

Sep 3	vs. Colorado	W 28-20
Sep 12	at #1 Ohio State	L 0-38
Sep 19	vs. UC Davis	W 47-27
Sep 26	at Wisconsin	L 0-28
Oct 3	at Boise State	L 0-55
Oct 10	vs. San Diego St	L 14-28
Oct 17	at New Mexico	L 27-28
Oct 24	at Nevada	4:00 PM
Oct 31	vs. Air Force	9:30 PM
Nov 7	at UNLV	TBA
Nov 14	vs. Fresno State	11:00 PM
Nov 21	vs. San Jose St	TBA
Nov 28	vs. ULM	TBA

SAN JOSE STATE (3-4, 2-2 MW)

Sep 3	vs. New Hampshire	W 43-13
Sep 12	at Air Force	L 16-37
Sep 19	at Oregon State	L 21-35
Sep 26	vs. Fresno State	W 49-23
Oct 3	at Auburn	L 21-35
Oct 10	at UNLV	W 33-27 (OT)
Oct 17	vs. San Diego St	L 7-30
Oct 24	vs. New Mexico	7:00 PM
Oct 31	Open	
Nov 6	vs. BYU	11:30 PM
Nov 14	at Nevada	4:00 PM
Nov 21	at Hawaii	TBA
Nov 27	vs. Boise State	3:30 PM

UTAH STATE (4-2, 3-0 MW)

Sep 3	vs. Southern Utah	W 12-9
Sep 11	at #24 Utah	L 14-24
Sep 19	at Washington	L 17-31
Sep 26	Open	
Oct 3	vs. Colorado State	W 33-18
Oct 10	at Fresno State	W 56-14
Oct 16	vs. #21 Boise State	W 52-26
Oct 23	at San Diego St	10:30 PM
Oct 30	vs. Wyoming	10:15 PM
Nov 7	at New Mexico	3:30 PM
Nov 14	at Air Force	TBA
Nov 21	vs. Nevada	TBA
Nov 28	vs. BYU	3:30 PM

BOISE STATE (5-2, 2-1 MW)

Sep 4	vs. Washington	W 16-13
Sep 12	at BYU	L 24-35
Sep 18	vs. Idaho State	W 52-0
Sep 25	at Virginia	W 56-14
Oct 3	vs. Hawaii	W 55-0
Oct 10	at Colorado State	W 41-10
Oct 16	at Utah State	L 26-52
Oct 24	vs. Wyoming	TBA
Oct 31	at UNLV	TBA
Nov 7	Open	
Nov 14	vs. New Mexico	TBA
Nov 20	vs. Air Force	9:30 PM
Nov 27	at San Jose St	3:30 PM

COLORADO STATE (3-4, 1-2 MW)

Sep 5	vs. Savannah State	W 65-13
Sep 12	vs. Minnesota	L 20-23 (OT)
Sep 19	vs. Colorado	L 24-27 (OT)
Sep 26	at TX-San Antonio	W 33-31
Oct 3	at Utah State	L 18-33
Oct 10	vs. Boise State	L 10-41
Oct 17	vs. Air Force	W 38-23
Oct 24	Open	
Oct 31	vs. San Diego St	3:30 PM
Nov 7	at Wyoming	TBA
Nov 14	vs. UNLV	7:00 PM
Nov 21	at New Mexico	5:30 PM
Nov 28	at Fresno State	9:00 PM

AIR FORCE (3-3, 2-1 MW)

Sep 5	vs. Morgan State	W 63-7
Sep 12	vs. San Jose St	W 37-16
Sep 19	at #4 Michigan State	L 21-35
Sep 26	Open	
Oct 3	at Navy	L 11-33
Oct 10	vs. Wyoming	W 31-17
Oct 17	at Colorado State	L 23-38
Oct 24	vs. Fresno State	TBA
Oct 31	at Hawaii	9:30 PM
Nov 7	vs. Army West Point	TBA
Nov 14	vs. Utah State	TBA
Nov 20	at Boise State	9:30 PM
Nov 28	at New Mexico	TBA

THE DAVIE FILE

Born: Sept. 30, 1954
Birthplace: Sewickley, Pa.
Alma Mater: Youngstown State, 1977
Playing Experience: Youngstown State, 1975-76
Family: Wife, Joanne; daughter Audra, son, Clay

Bowl Games Coached:

- (corresponding to the season, not the actual year of the bowl game)
 2000 Fiesta Bowl
 1998 Gator Bowl
 1997 Independence Bowl
 1995 Orange Bowl
 1994 Fiesta Bowl
 1993 Cotton Bowl
 1992 Cotton Bowl
 1991 Cotton Bowl
 1990 Holiday Bowl
 1989 Sun Bowl
 1987 Cotton Bowl
 1986 Cotton Bowl
 1985 Cotton Bowl
 1982 Cotton Bowl
 1981 Sugar Bowl
 1980 Gator Bowl
 1979 Fiesta Bowl
 1977 Gator Bowl


Head Coaching Experience

Year	School	Record	Bowl
2015	New Mexico	4-4	
2014	New Mexico	4-8	-
2013	New Mexico	3-9	-
2012	New Mexico	4-9	-
2001	Notre Dame	5-6	-
2000	Notre Dame	9-3	Fiesta Bowl
1999	Notre Dame	5-7	-
1998	Notre Dame	9-3	Gator Bowl
1997	Notre Dame	7-6	Independence Bowl

Career record: 50-55

Assistant Coaching Experience

Year	School	Position
1996	Notre Dame	Defensive Coordinator
1995	Notre Dame	Defensive Coordinator
1994	Notre Dame	Defensive Coordinator
1993	Texas A&M	Defensive Coordinator
1992	Texas A&M	Defensive Coordinator
1991	Texas A&M	Defensive Coordinator
1990	Texas A&M	Defensive Coordinator
1989	Texas A&M	Defensive Coordinator
1988	Texas A&M	Outside Linebackers
1987	Texas A&M	Outside Linebackers
1986	Texas A&M	Outside Linebackers
1985	Texas A&M	Outside Linebackers
1984	Tulane	DC./Asst. Head Coach
1983	Tulane	DC./Asst. Head Coach
1982	Pittsburgh	Linebackers
1981	Pittsburgh	Linebackers
1980	Pittsburgh	Linebackers
1979	Arizona	Linebackers
1978	Arizona	Linebackers
1977	Pittsburgh	Graduate Assistant



With the foundation now starting to take shape, Bob Davie enters his fourth season as coach at New Mexico. Davie's 11 wins in three seasons nearly quadruples the program's total from the three seasons prior to his arrival, but it's how he has been able to do it that is what has Lobos fans excited for the upcoming seasons. Davie has completely flipped the roster, with over 90% of the players on the 2014 roster recruited by his staff, and all but five for the 2015. New Mexico's three fifth-year seniors were the fewest of any non-service academy in the nation, and 2015 will be more of the same with just two fifth-year seniors on the roster. Davie has also done it with a New Mexico flavor, getting major contributions from local and state players, including 2014's leading receiver Jeric Magnant, 2014's second-leading scorer Zack Rogers, and starters such as quarterback Cole Gautsche and running back David Anaya. And the success and improvement isn't just on the field ... it's off it. In three seasons under Davie, the Lobos have picked up 50 Mountain West All-Academic selections, including a program record 20 in 2014, and 16 in 2013, the second-best total for football in school history. UNM also had five Mountain West Scholar-Athletes in 2013, the second-best total among the MW's 12 football programs. Over the course of 2012-13 and 2013-14, the football team posted the highest back to back football team GPAs in school history. The 2014 Lobos also featured three players on the Capital One/CoSIDA All-District team in Reece White, Garrett Adcock and Dakota Cox. The three players were exactly half of the honorees in the Mountain West as the rest of the league had three players combined. The 2014 season was another huge stepping stone for the program, one that saw the Lobos improve their win total from a season ago, and one that saw the Lobos competitive in

basically every game, no matter the stature of their opponent. New Mexico went 4-8 in 2014, a one-game improvement from 2013, but the improvement was certainly bigger than the win column. The Lobos shaved a full touchdown off of their points allowed, and 14.5 points off their defensive average against unranked opponents from a year ago. The 2014 Lobos again represented the Davie way of doing things, rushing the ball consistently. After Air Force's led the Mountain West in rushing for every year of the league's existence from 1999 (14 in all), UNM repeated as conference rushing champion in 2014. The Lobos' 301.4-yard average per game ranked fourth nationally, and UNM is the only team in the last three years to average 300 yards per game on the ground and finish in the top five nationally. The Lobos were in the top five nationally in runs of 10, 20, 30, 40, 50 and 60 yards as well. The Lobos also saw some success through the air, with seven touchdowns on the season and an average of 89.1 yards per game. Once again, UNM's special teams lived up to billing, with UNM leading the Mountain West in average return with a 22.4-yard average. UNM was the only school to return a kickoff for a touchdown, and it accomplished that twice, with two different returners. The kickoff return for a touchdown has become a hallmark of the Bob Davie era, as UNM now has seven kickoff returns for touchdowns in his three years as the head coach.

UNDER DAVIE...

NEW MEXICO RECORD WHEN	2012	2013	2014	2015	OVERALL
Lobos lead after 1st quarter	4-3	3-2	3-2	2-2	12-9
Lobos trail after 1st quarter	0-5	0-7	0-4	2-0	2-16
Score tied after 1st quarter	0-1	0-0	1-2	0-2	1-5
Lobos lead after halftime	4-1	2-1	3-2	2-0	11-4
Lobos trail after halftime	0-8	0-7	1-5	2-4	3-24
Score tied after halftime	0-0	1-1	0-1	0-0	1-2
Lobos lead after 3rd quarter	4-0	2-0	2-1	2-0	10-1
Lobos trail after 3rd quarter	0-9	1-8	2-7	1-4	4-28
Score tied after 3rd quarter	0-0	0-1	0-0	1-0	1-1
SCHEDULE BREAKDOWN	2012	2013	2014	2015	OVERALL
Overall	4-9	3-9	4-8	4-4	15-30
August	0-0	0-1	0-1	0-0	0-2
September	2-3	2-2	1-2	2-2	7-9
October	2-2	0-2	1-2	2-2	5-8
November	0-4	1-4	2-3	0-0	3-11
CONFERENCE GAMES	2012	2013	2014	2015	OVERALL
Home	0-4	1-3	1-3	1-0	3-10
Road	1-3	0-4	1-3	1-2	3-12
NON-CONFERENCE GAMES	2012	2013	2014	2015	OVERALL
Home	2-0	1-1	0-2	2-1	5-4
Road	1-2	1-1	2-0	0-1	4-4
MISCELLANEOUS	2012	2013	2014	2015	OVERALL
Games Decided by a TD or less (8 pts)	0-5	2-3	3-3	1-0	6-11
Games Decided by a FG or less (3 pts)	0-1	0-0	2-0	1-0	3-1
Games Played on Grass	1-0	0-1	0-0	0-1	1-2
Games Played on Turf	3-9	3-8	4-8	4-3	14-28
Day Games (start before 6 pm)	2-7	1-6	3-5	2-2	8-20
Night Games (start 6 pm or later)	2-2	2-4	1-3	2-2	7-12
vs. Ranked	0-2	0-0	0-2	0-0	0-4
Overtime	0-0	1-0	0-0	0-0	1-0

New Mexico Inside Opponent Red-Zone

Date	Opponent	Score	Times In RZ	Times Scored	Total Pts	Rush TDs	Pass TDs	FGs Made	Failed to score inside RZ						
									FGA	Down	Int	Fumb	Half	Game	
Sep 05, 2015	MISS. VALLEY STATE	W 66-0	7	6	38	5	5	0	1	0	1	0	0	0	0
Sep 12, 2015	TULSA	L 21-40	2	2	14	2	2	0	0	0	0	0	0	0	0
Sep 18, 2015	at Arizona State	L 10-34	2	1	3	0	0	0	1	1	0	0	0	0	0
Sep 26, 2015	at Wyoming	W 38-28	3	3	17	2	2	0	1	0	0	0	0	0	0
Oct 03, 2015	NEW MEXICO STATE	W 38-29	2	1	8	1	1	0	0	1	0	0	0	0	0
Oct 10, 2015	at Nevada	L 17-35	1	0	0	0	0	0	0	0	0	0	1	0	0
Oct 17, 2015	HAWAII	W 28-27	3	2	14	2	1	1	0	0	0	0	1	0	0
Oct 24, 2015	at San Jose State	L 21-31	3	2	14	2	2	0	0	1	0	0	0	0	0
Nov 07, 2015	UTAH STATE														
Nov 14, 2015	at Boise State														
Nov 21, 2015	COLORADO STATE														
Nov 28, 2015	AIR FORCE														
Totals			23	17	108	14	13	1	3	3	1	0	2	0	0
17 of 23 (73.9%)															

Opponents Inside New Mexico Red-Zone

Date	Opponent	Score	Times In RZ	Times Scored	Total Pts	Rush TDs	Pass TDs	FGs Made	Failed to score inside RZ						
									FGA	Down	Int	Fumb	Half	Game	
Sep 05, 2015	MISS. VALLEY STATE	W 66-0	1	0	0	0	0	0	0	0	0	0	1	0	0
Sep 12, 2015	TULSA	L 21-40	7	6	26	2	2	0	4	0	0	0	0	0	1
Sep 18, 2015	at Arizona State	L 10-34	4	4	20	2	1	1	2	0	0	0	0	0	0
Sep 26, 2015	at Wyoming	W 38-28	4	3	21	3	0	3	0	0	1	0	0	0	0
Oct 03, 2015	NEW MEXICO STATE	W 38-29	3	2	6	0	0	0	2	0	1	0	0	0	0
Oct 10, 2015	at Nevada	L 17-35	5	4	28	4	3	1	0	0	0	0	1	0	0
Oct 17, 2015	HAWAII	W 28-27	3	2	14	2	2	0	0	1	0	0	0	0	0

2015 STARTING LINEUPS

OFFENSE

OPPONENT	QB	WR	WR	WR	TE	RB	LT	LG	C	RG	RT
MVSU	L. Jordan	Gamblin	Wiggins	Bundy	R. White	Pressley	Henderson	Mahina	Fonua	Oldenkamp	Jenkins
TULSA	L. Jordan	Gamblin	Wiggins	Reed	R. White	Pressley	Henderson	Oldenkamp	Mahina	Jenkins	Adcock
at ASU	L. Jordan	Hart-Johnson	Bundy	Gipson (RB)	R. White	Pressley	Henderson	Oldenkamp	Mahina	Jenkins	Romine
at WYO	L. Jordan	Gamblin	Wiggins	Bundy	R. White	Pressley	Henderson	Oldenkamp	Mahina	Jenkins	Romine
NMSU	L. Jordan	Gamblin	Wiggins	Bundy	Gipson (RB)	Pressley	Henderson	Oldenkamp	Mahina	Jenkins	Romine
at UNR	L. Jordan	Gipson (RB)	Wiggins	Bundy	R. White	McQuarley	Henderson	Lewis	Mahina	Jenkins	Romine
HAW	L. Jordan	Hart-Johnson	Bundy	Anaya (RB)	R. White	Gipson	Henderson	Oldenkamp	Mahina	Jenkins	Romine
at SJSU	Apodaca	Hart-Johnson	Bundy	Gipson (RB)	R. White	Pressley	Henderson	Oldenkamp	Mahina	Jenkins	Romine
USU											
at BSU											
CSU											
AFA											

DEFENSE

OPPONENT	DE	NT	RE	OLB	MLB	RUSH LB	LCB	SS	FS	RCB	CZAR
MVSU	Hughes	Udeh	D'Avanzo	Carson	Cox	D. White	Byrd	Santos	Henry	C. Jones	Crosby
TULSA	Hughes	Udeh	D'Avanzo	Carson	Cox	D. White	Brown	Santos	Henry	C. Jones	Crosby
at ASU	Hughes	Udeh	D'Avanzo	Carson	Cox	D. White	Duncan	Santos	Henry	C. Jones	Crosby
at WYO	Hughes	Udeh	D'Avanzo	Carson	Cox	D. White	Brown	Santos	Henry	C. Jones	Rothschiller
NMSU	Hughes	Timmons	Okonkwo	Carson	Cox	D. White	Brown	Santos	Henry	C. Jones	Crosby
at UNR	Hughes	Udeh	Lee	Carson	Cox	D. White	Martin	Santos	Byrd	C. Jones	Crosby
HAW	Hughes	Udeh	D'Avanzo	Carson	Cox	D. White	Martin	Santos	Henry	C. Jones	Crosby
at SJSU	Udeh	Timmons	D'Avanzo	Carson	Cox	D. White	Martin	Santos	Henry	C. Jones	Crosby
USU											
at BSU											
CSU											
AFA											

Date	Opponent	Score	Overall	Conference	Time	Attend
Sep 05, 2015	MISS. VALLEY STATE	W 66-0	1-0	0-0	3:05	21930
Sep 12, 2015	TULSA	L 21-40	1-1	0-0	3:14	24167
Sep 18, 2015	at Arizona State	L 10-34	1-2	0-0	3:11	43310
* Sep 26, 2015	at Wyoming	W 38-28	2-2	1-0	3:02	18723
Oct 03, 2015	NEW MEXICO STATE	W 38-29	3-2	1-0	3:20	30900
* Oct 10, 2015	at Nevada	L 17-35	3-3	1-1	2:54	20426
* Oct 17, 2015	HAWAI'I	W 28-27	4-3	2-1	3:30	20541
* Oct 24, 2015	at San Jose State	L 21-31	4-4	2-2	2:50	11646
* Nov 07, 2015	UTAH STATE					
* Nov 14, 2015	at Boise State					
* Nov 21, 2015	COLORADO STATE					
* Nov 28, 2015	AIR FORCE					

Team Statistics

	NM	OPP
SCORING	239	224
Points Per Game	29.9	28.0
Points Off Turnovers	47	40
FIRST DOWNS	152	176
Rushing	100	86
Passing	41	74
Penalty	11	16
RUSHING YARDAGE	1987	1675
Yards gained rushing	2173	1929
Yards lost rushing	186	254
Rushing Attempts	376	360
Average Per Rush	5.3	4.7
Average Per Game	248.4	209.4
TDs Rushing	24	13
PASSING YARDAGE	1064	1702
Comp-Att-Int	87-164-5	131-217-7
Average Per Pass	6.5	7.8
Average Per Catch	12.2	13.0
Average Per Game	133.0	212.8
TDs Passing	4	14
TOTAL OFFENSE	3051	3377
Total Plays	540	577
Average Per Play	5.7	5.9
Average Per Game	381.4	422.1
KICK RETURNS: #-Yards	23-518	13-268
PUNT RETURNS: #-Yards	6-47	10-36
INT RETURNS: #-Yards	7-84	5-27
KICK RETURN AVERAGE	22.5	20.6
PUNT RETURN AVERAGE	7.8	3.6
INT RETURN AVERAGE	12.0	5.4
FUMBLES-LOST	11-6	9-7
PENALTIES-Yards	52-498	53-417
Average Per Game	62.2	52.1
PUNTS-Yards	42-1736	37-1513
Average Per Punt	41.3	40.9
Net punt average	39.5	39.1
KICKOFFS-Yards	44-2825	46-2726
Average Per Kick	64.2	59.3
Net kick average	40.5	37.1
TIME OF POSSESSION/Game	29:49	30:11
3RD-DOWN Conversions	45/114	54/120
3rd-Down Pct	39%	45%
4TH-DOWN Conversions	11/14	5/13
4th-Down Pct	79%	38%
SACKS BY-Yards	23-150	6-39
MISC YARDS	-10	0
TOUCHDOWNS SCORED	32	27
FIELD GOALS-ATTEMPTS	4-9	12-13
ON-SIDE KICKS	0-0	0-2
RED-ZONE SCORES	(17-23) 74%	(22-29) 76%
RED-ZONE TOUCHDOWNS	(14-23) 61%	(14-29) 48%
PAT-ATTEMPTS	(31-31) 100%	(26-27) 96%
ATTENDANCE	97538	94105
Games/Avg Per Game	4/24384	4/23526
Neutral Site Games		0/0

Score by Quarters	1st	2nd	3rd	4th	OT	Total
New Mexico	80	52	67	40	0	239
Opponents	44	85	48	47	0	224

Rushing	gp	att	gain	loss	net	avg	td	lg	avg/g
GIPSON, Teriyon	7	78	510	8	502	6.4	5	79	71.7
JORDAN, Lamar	7	74	523	68	455	6.1	3	70	65.0
PRESSLEY, Jhurell	8	96	472	23	449	4.7	5	33	56.1
McQUARLEY, Richard	7	29	136	0	136	4.7	3	43	19.4
OWENS, Tyrone	7	16	110	0	110	6.9	3	65	15.7
CHESTNUT, Daryl	8	9	109	8	101	11.2	2	64	12.6
ANAYA, David	8	12	58	0	58	4.8	1	16	7.2
JORDAN, Romell	4	13	58	1	57	4.4	0	18	14.2
APODOCA, Austin	7	18	69	17	52	2.9	0	15	7.4
GAMBLIN, Dameon	8	8	53	6	47	5.9	0	16	5.9
WIGGINS, Carlos	8	4	47	0	47	11.8	0	24	5.9
WOODHOUSE, Diquon	6	7	18	6	12	1.7	1	7	2.0
ROGERS, Zack	8	2	10	0	10	5.0	0	8	1.2
HENDERSON, Reno	8	0	0	0	0	0.0	1	0	0.0
TEAM	7	10	0	49	-49	-4.9	0	0	-7.0
Total	8	376	2173	186	1987	5.3	24	79	248.4
Opponents	8	360	1929	254	1675	4.7	13	71	209.4

Passing	gp	effic	comp-att-int	pct	yds	td	lg	avg/g
JORDAN, Lamar	7	121.43	47-85-2	55.3	599	3	64	85.6
APODOCA, Austin	7	96.66	40-79-3	50.6	465	1	44	66.4
Total	8	109.50	87-164-5	53.0	1064	4	64	133.0
Opponents	8	141.09	131-217-7	60.4	1702	14	93	212.8

Receiving	gp	no.	yds	avg	td	lg	avg/g
GAMBLIN, Dameon	8	28	371	13.2	2	62	46.4
WHITE, Reece	8	11	174	15.8	0	37	21.8
WIGGINS, Carlos	8	10	187	18.7	1	64	23.4
GIPSON, Teriyon	7	10	85	8.5	0	44	12.1
HART-JOHNSON, Dela	8	8	68	8.5	0	16	8.5
DAVIS, Chris	5	5	53	10.6	0	18	10.6
BUNDY, Marquis	8	4	46	11.5	0	20	5.8
JONES, Ridge	8	4	31	7.8	0	21	3.9
JORDAN, Romell	4	3	18	6.0	0	8	4.5
QUARELLS, Matt	4	1	17	17.0	0	17	4.2
ANAYA, David	8	1	11	11.0	1	11	1.4
CHESTNUT, Daryl	8	1	2	2.0	0	2	0.2
REED, Patrick	6	1	1	1.0	0	1	0.2
Total	8	87	1064	12.2	4	64	133.0
Opponents	8	131	1702	13.0	14	93	212.8

Punt Returns	no.	yds	avg	td	lg
WIGGINS, Carlos	5	47	9.4	0	23
DAVIS, Chris	1	0	0.0	0	0
Total	6	47	7.8	0	23
Opponents	10	36	3.6	0	10

Interceptions	no.	yds	avg	td	lg
BYRD, Markel	2	0	0.0	0	0
CROSBY, Lee	2	29	14.5	0	26
COX, Dakota	1	8	8.0	0	8
JONES, Cranston	1	15	15.0	0	15
GREEN, Travis	1	32	32.0	1	32
Total	7	84	12.0	1	32
Opponents	5	27	5.4	0	14

Kick Returns	no.	yds	avg	td	lg
WIGGINS, Carlos	12	367	30.6	1	100
CHESTNUT, Daryl	5	93	18.6	0	30
WHITE, Reece	3	23	7.7	0	9
JONES, Ridge	2	27	13.5	0	16
GREEN, Travis	1	8	8.0	0	8
Total	23	518	22.5	1	100
Opponents	13	268	20.6	0	34

Fumble Returns	no.	yds	avg	td	lg
MARTIN, Nias	1	77	77.0	1	77
CROSBY, Lee	0	0	0.0	1	0
Total	1	77	77.0	2	77
Opponents	0	0	0.0	0	0

Scoring	td	fg	PAT				dxp	saf	pts
			kick	rush	rcv	pass			
SANDERS, Jason	-	3-7	22-22	-	-	-	-	31	
PRESSLEY, Jhurell	5	-	-	-	-	-	-	30	
GIPSON, Teriyon	5	-	-	-	-	-	-	30	
JORDAN, Lamar	3	-	-	1-1	-	-	-	20	
McQUARLEY, Richard	3	-	-	-	-	-	-	18	
OWENS, Tyrone	3	-	-	-	-	-	-	18	
ANAYA, David	2	-	-	-	-	-	-	12	
GAMBLIN, Dameon	2	-	-	-	-	-	-	12	
ROGERS, Zack	-	1-2	9-9	-	-	-	-	12	
WIGGINS, Carlos	2	-	-	-	-	-	-	12	
CHESTNUT, Daryl	2	-	-	-	-	-	-	12	
HENDERSON, Reno	1	-	-	-	-	-	-	6	
WOODHOUSE, Diquon	1	-	-	-	-	-	-	6	
GREEN, Travis	1	-	-	-	-	-	-	6	
CROSBY, Lee	1	-	-	-	-	-	-	6	
MARTIN, Nias	1	-	-	-	-	-	-	6	
TEAM	-	-	-	-	-	-	1	2	
Total	32	4-9	31-31	1-1	-	-	-	239	
Opponents	27	12-13	26-27	-	-	-	-	224	

Total Offense	g	plays	rush	pass	total	avg/g
JORDAN, Lamar	7	159	455	599	1054	150.6
APODOCA, Austin	7	97	52	465	517	73.9
GIPSON, Teriyon	7	78	502	0	502	71.7
PRESSLEY, Jhurell	8	96	449	0	449	56.1
McQUARLEY, Richard	7	29	136	0	136	19.4
OWENS, Tyrone	7	16	110	0	110	15.7
CHESTNUT, Daryl	8	9	101	0	101	12.6
ANAYA, David	8	12	58	0	58	7.2
JORDAN, Romell	4	13	57	0	57	14.2
GAMBLIN, Dameon	8	8	47	0	47	5.9
WIGGINS, Carlos	8	4	47	0	47	5.9
WOODHOUSE, Diquon	6	7	12	0	12	2.0
ROGERS, Zack	8	2	10	0	10	1.2
TEAM	7	10	-49	0	-49	-7.0
Total	8	540	1987	1064	3051	381.4
Opponents	8	577	1675	1702	3377	422.1

Field Goals	fg	pct.	01-19	20-29	30-39	40-49	50-99	lg	blk
SANDERS, Jason	3-7	42.9	0-0	2-3	1-2	0-2	0-0	32	0
ROGERS, Zack	1-2	50.0	0-0	0-1	0-0	1-1	0-0	42	1

Punting	no.	yds	avg	lg	tb	fc	i20	50+	blk
ROGERS, Zack	42	1736	41.3	69	2	17	14	8	0
Total	42	1736	41.3	69	2	17	14	8	0
Opponents	37	1513	40.9	60	1	7	13	11	0

FG Sequence	New Mexico	Opponents
Miss. Valley State	(28)	-
Tulsa	42	(34),(22),(23),(24)
Arizona State	35,(32)	(22),(24)
Wyoming	(22)	-
New Mexico State	29,41	(41),(25),(39)
Nevada	(42)	-
Hawai'i	-	(49),(47),22
San Jose State	28	(43)
Utah State	-	-
Boise State	-	-
Colorado State	-	-
Air Force	-	-

Kickoffs	no.	yds	avg	tb	ob	retn	net	ydln
SANDERS, Jason	44	2825	64.2	31	0			
Total	44	2825	64.2	31	0	20.6	40.5	24
Opponents	46	2726	59.3	20	3	22.5	37.1	27

Numbers in (parentheses) indicate field goal was made.

All Purpose	g	rush	rcv	pr	kr	ir	total	avg/g
WIGGINS, Carlo	8	47	187	47	367	0	648	81.0
GIPSON, Teriyo	7	502	85	0	0	0	587	83.9
JORDAN, Lamar	7	455	0	0	0	0	455	65.0
PRESSLEY, Jhu	8	449	0	0	0	0	449	56.1
GAMBLIN, Dam	8	47	371	0	0	0	418	52.2
WHITE, Reece	8	0	174	0	23	0	197	24.6
CHESTNUT, Da	8	101	2	0	93	0	196	24.5
McQUARLEY, R	7	136	0	0	0	0	136	19.4
OWENS, Tyrone	7	110	0	0	0	0	110	15.7
JORDAN, Rome	4	57	18	0	0	0	75	18.8
ANAYA, David	8	58	11	0	0	0	69	8.6
HART-JOHNSO	8	0	68	0	0	0	68	8.5
JONES, Ridge	8	0	31	0	27	0	58	7.2
DAVIS, Chris	5	0	53	0	0	0	53	10.6
APODOCA, Aus	7	52	0	0	0	0	52	7.4
BUNDY, Marqui	8	0	46	0	0	0	46	5.8
GREEN, Travis	8	0	0	0	8	32	40	5.0
CROSBY, Lee	8	0	0	0	0	29	29	3.6
QUARELLS, Ma	4	0	17	0	0	0	17	4.2
JONES, Cransto	8	0	0	0	0	15	15	1.9
WOODHOUSE,	6	12	0	0	0	0	12	2.0
ROGERS, Zack	8	10	0	0	0	0	10	1.2
COX, Dakota	8	0	0	0	0	8	8	1.0
REED, Patrick	6	0	1	0	0	0	1	0.2
TEAM	7	-49	0	0	0	0	-49	-7.0
Total	8	1987	1064	47	518	84	3700	462.5
Opponents	8	1675	1702	36	268	27	3708	463.5

#	Defensive Leaders	gp	Tackles			tfl/yds	Sacks no-yds	Pass defense			Fumbles		blkd	
			ua	a	tot			int-yds	brup	qbh	rcv-yds	ff	kick	saf
49	COX, Dakota	8	36	25	61	9.0-23	3.5-13	1-8	1	1
2C	CARSON, Kimmie	8	42	9	51	7.0-30	2.5-21	.	.	2
5C	CROSBY, Lee	8	28	16	44	3.0-11	1.0-7	2-29	3	.	1-0	1	.	.
14	HENRY, Daniel	8	24	12	36	2.0-6	1.0-4	.	2
12	SANTOS, Ryan	8	19	17	36	.	.	.	1
2L	LANGFORD, Ryan	8	17	16	33	6.0-20	1.5-12	.	1
58	DANIELS, Mauric	8	21	9	30	10.0-51	5.5-32	.	1	2	.	1	.	.
22	BYRD, Markel	7	21	8	29	2.0-13	1.0-10	2-0
91	D'AVANZO, Nik	8	16	9	25	4.5-12	0.5-4	.	1	3	1-0	.	.	.
54	WHITE, Donnie	8	11	11	22	3.5-23	2.0-17	.	1	2
21	DUNCAN, Donnie	8	20	1	21	1.0-2	.	.	2
3	JONES, Cranston	8	17	4	21	1.0-1	.	1-15	3
19	MARTIN, Nias	8	15	3	18	2.0-4	1-77	.	.	.
53	BAKER, Cody	8	9	5	14	0.5-0
28	ROTHSCHILLER, Jake	8	7	7	14
92	UDEH, William	8	5	6	11	2.0-7
8	BENNETT, Ricky	6	7	4	11
9H	HUGHES, Garrett	7	6	4	10	3.5-14	2.0-11	.	1
5T	TIMMONS, Taylor	8	5	4	9	4.0-24	2.5-19
98	OKONKWO, Kene	5	2	3	5	1.5-1	.	.	.	1
4B	BROWN, Isaiah	3	4	1	5	.	.	.	1
32	ARREDONDO, Michael	8	1	3	4
15	RUSSO, John	8	1	3	4
35	MAXWELL, Kenneth	4	4	.	4
29	DONALDSON, Kenya	7	2	2	4	0.5-4
9	GREEN, Travis	8	3	.	3	.	.	1-32
25	ANAYA, David	8	2	1	3
23	ADEWON, Tayo	8	1	1	2
27	PARKER, Bijon	5	2	.	2
4	JORDAN, Romell	4	2	.	2
TM	TEAM	7	2	.	2	2.0-3	1
46	WALSH, Michael	8	1	.	1	1-0	.	.	.
95	SANDERS, Jason	8	.	1	1
2	WOODHOUSE, Diquo	6	1	.	1
52	MABANY, Sam	4	1	.	1
6	PRESSLEY, Jhurell	8	.	1	1	1-0	.	.	.
82	HART-JOHNSON, Del	8	1	.	1
80	WHITE, Reece	8	1	.	1	1-0	.	.	.
33	HART, Alex	4	1	.	1
59	LEE, Chris	7	1	1-0	.	.	.
Total		8	358	186	544	65-249	23-150	7-84	18	12	7-77	2	.	1
Opponents		8	346	168	514	38-125	6-39	5-27	20	4	6-0	5	1	.

#75 RENO HENDERSON - LEFT TACKLE

Opponent	Assignment	Technique	Effort	KDs
MVSU	49/49 (100%)	37/49 (76%)	33/49 (67%)	3
TULSA	67/68 (99%)	48/68 (71%)	53/68 (78%)	5
at ASU	77/77 (100%)	55/77 (71%)	60/77 (78%)	8
at WYO	56/57 (98%)	40/57 (70%)	43/57 (75%)	3
NMSU	79/80 (99%)	67/80 (84%)	74/80 (93%)	8
AT UNR	61/62 (98%)	45/62 (73%)	52/62 (84%)	4
HAW	83/84 (99%)	57/84 (68%)	67/84 (80%)	12
at SJSU	55/55 (100%)	38/55 (69%)	46/55 (84%)	2
USU				
at BSU				
CSU				
AFA				
TOTALS	527/532 (99%)	387/532 (73%)	428/532 (80%)	45

#51 EDEN MAHINA - LEFT GUARD/CENTER

Opponent	Assignment	Technique	Effort	KDs
MVSU	49/49 (100%)	31/49 (63%)	36/49 (73%)	10
TULSA	68/68 (100%)	43/68 (63%)	51/68 (75%)	8
at ASU	74/77 (94%)	47/77 (59%)	57/77 (72%)	7
at WYO	56/57 (98%)	30/57 (53%)	35/57 (61%)	9
NMSU	80/80 (100%)	62/80 (78%)	64/80 (80%)	9
AT UNR	61/62 (98%)	43/62 (69%)	52/62 (84%)	7
HAW	82/84 (96%)	50/84 (59%)	65/84 (76%)	11
at SJSU	53/55 (96%)	30/55 (55%)	44/55 (80%)	6
USU				
at BSU				
CSU				
AFA				
TOTALS	523/532 (98%)	336/532 (63%)	404/532 (76%)	67

#66 TEVITA FONUA - CENTER

Opponent	Assignment	Technique	Effort	KDs
MVSU	64/65 (98%)	19/65 (29%)	39/65 (60%)	8
TULSA		Did Not Play		
at ASU		Did Not Play		
at WYO		Did Not Play		
NMSU		Did Not Play		
AT UNR		Did Not Play		
HAW		Did Not Play		
at SJSU		Did Not Play		
USU				
at BSU				
CSU				
AFA				
TOTALS	64/65 (98%)	19/65 (29%)	39/65 (60%)	8

#79 BRYAN OLDENKAMP - LEFT/RIGHT GUARD

Opponent	Assignment	Technique	Effort	KDs
MVSU	35/35 (100%)	18/35 (51%)	28/35 (80%)	1
TULSA	61/61 (100%)	35/61 (57%)	46/61 (75%)	9
at ASU	15/15 (100%)	4/15 (27%)	9/15 (60%)	1
at WYO	55/57 (96%)	27/57 (47%)	45/57 (79%)	5
NMSU	79/80 (99%)	49/80 (61%)	66/80 (83%)	11
AT UNR	55/55 (100%)	24/55 (44%)	40/55 (73%)	7
HAW	82/84 (96%)	50/84 (59%)	65/84 (76%)	15
at SJSU	50/50 (100%)	33/50 (66%)	41/50 (82%)	4
USU				
at BSU				
CSU				
AFA				
TOTALS	432/437 (99%)	240/437 (55%)	340/437 (78%)	49

#55 AARON JENKINS - RIGHT TACKLE/GUARD

Opponent	Assignment	Technique	Effort	KDs
MVSU	49/49 (100%)	40/49 (80%)	37/49 (76%)	11
TULSA	65/68 (96%)	21/68 (31%)	36/68 (53%)	7
at ASU	75/77 (97%)	36/77 (47%)	45/77 (58%)	5
at WYO	55/57 (96%)	35/57 (61%)	41/57 (72%)	11
NMSU	78/80 (98%)	45/80 (56%)	65/80 (81%)	20
AT UNR	61/62 (98%)	33/62 (53%)	52/62 (84%)	7
HAW	82/84 (98%)	49/84 (58%)	68/84 (81%)	9
at SJSU	55/55 (100%)	27/55 (49%)	41/55 (75%)	10
USU				
at BSU				
CSU				
AFA				
TOTALS	520/532 (98%)	286/532 (54%)	385/532 (72%)	80

#62 GARRETT ADCKOCK - RIGHT TACKLE

Opponent	Assignment	Technique	Effort	KDs
MVSU	21/21 (100%)	17/21 (81%)	18/21 (86%)	7
TULSA	23/25 (92%)	12/25 (48%)	18/25 (72%)	1
at ASU		Did Not Play		
at WYO		Did Not Play		
NMSU		Did Not Play		
AT UNR		Did Not Play		
HAW		Did Not Play		
at SJSU		Did Not Play		
USU				
at BSU				
CSU				
AFA				
TOTALS	44/46 (96%)	29/46 (63%)	36/46 (78%)	8

#50 CHRIS LEWIS - LEFT GUARD

Opponent	Assignment	Technique	Effort	KDs
MVSU	21/24 (88%)	10/24 (42%)	18/24 (75%)	2
TULSA	4/4 (100%)	3/4 (75%)	3/4 (75%)	0
at ASU	61/62 (98%)	27/62 (44%)	43/62 (69%)	5
at WYO		Did Not Play		
NMSU		Did Not Play		
AT UNR	7/7 (100%)	3/7 (43%)	4/7 (57%)	0
HAW		Did Not Play		
at SJSU	5/5 (100%)	2/5 (40%)	5/5 (100%)	0
USU				
at BSU				
CSU				
AFA				
TOTALS	98/102 (96%)	45/102 (44%)	73/102 (72%)	7

#64 JACK LAMM - GUARD

Opponent	Assignment	Technique	Effort	KDs
MVSU	8/8 (100%)	4/8 (50%)	8/8 (100%)	1
TULSA		Did Not Play		
at ASU		Did Not Play		
at WYO		Did Not Play		
NMSU		Did Not Play		
AT UNR		Did Not Play		
HAW		Did Not Play		
at SJSU		Did Not Play		
USU				
at BSU				
CSU				
AFA				
TOTALS	8/8 (100%)	4/8 (50%)	8/8 (100%)	1

#65 JACK ZILTZ - RIGHT GUARD/TACKLE

Opponent	Assignment	Technique	Effort	KDs
MVSU	19/24 (79%)	10/24 (42%)	18/24 (75%)	5
TULSA		Did Not Play		
at ASU	5/5 (100%)	3/5 (60%)	4/5 (80%)	0
at WYO		Did Not Play		
NMSU		Did Not Play		
AT UNR		Did Not Play		
HAW		Did Not Play		
at SJSU		Did Not Play		
USU				
at BSU				
CSU				
AFA				
TOTALS	24/29 (83%)	13/29 (45%)	22/29 (76%)	5

#76 DILLON ROMINE - RIGHT TACKLE

Opponent	Assignment	Technique	Effort	KDs
MVSU	7/7 (100%)	5/7 (71%)	7/7 (100%)	1
TULSA	43/43 (100%)	28/43 (65%)	37/43 (86%)	2
at ASU	72/72 (100%)	36/72 (50%)	45/72 (63%)	12
at WYO	56/57 (98%)	33/57 (58%)	46/57 (81%)	2
NMSU	79/80 (99%)	60/80 (75%)	63/80 (79%)	11
AT UNR	61/62 (98%)	34/62 (55%)	40/62 (64%)	5
HAW	82/84 (98%)	60/84 (71%)	72/84 (86%)	9
at SJSU	55/55 (100%)	34/55 (62%)	44/55 (80%)	4
USU				
at BSU				
CSU				
AFA				
TOTALS	455/460 (99%)	290/460 (63%)	344/460 (75%)	42

#67 ANDREW AQUA - LEFT TACKLE

Opponent	Assignment	Technique	Effort	KDs
MVSU	15/17 (88%)	9/17 (53%)	11/17 (65%)	3
TULSA		Did Not Play		
at ASU		Did Not Play		
at WYO		Did Not Play		
NMSU		Did Not Play		
AT UNR		Did Not Play		
HAW		Did Not Play		
at SJSU		Did Not Play		
USU				
at BSU				
CSU				
AFA				
TOTALS	15/17 (88%)	9/17 (53%)	11/17 (65%)	3

#61 DARIAN ALLEN - LEFT GUARD

Opponent	Assignment	Technique	Effort	KDs
MVSU	16/17 (94%)	10/17 (59%)	13/17 (76%)	2
TULSA	3/3 (100%)	0/3 (0%)	0/3 (0%)	0
at ASU		Did Not Play		
at WYO		Did Not Play		
NMSU		Did Not Play		
AT UNR		Did Not Play		
HAW		Did Not Play		
at SJSU		Did Not Play		
USU				
at BSU				
CSU				
AFA				
TOTALS	19/20 (95%)	10/20 (50%)	13/20 (65%)	2

SEASON

CAREER

Rushing	gp	att	gain	loss	net	avg	td	lg	avg/g	gp	att	gain	loss	net	avg	td	lg	avg/g
GIPSON, Teriyon	7	78	510	8	502	6.4	5	79	71.7	28	266	1575	44	1531	5.8	18	79	54.7
JORDAN, Lamar	7	74	523	68	455	6.1	3	70	65.0	18	194	1251	184	1067	5.5	6	70	59.3
PRESSLEY, Jhurell	8	96	472	23	449	4.7	5	33	56.1	45	343	2345	78	2267	6.6	29	80	50.4
McQUARLEY, Richard	7	29	136	0	136	4.7	3	43	19.4	7	29	136	0	136	4.7	3	43	19.4
OWENS, Tyrone	7	16	110	0	110	6.9	3	65	15.7	7	16	110	0	110	6.9	3	65	15.7
CHESTNUT, Daryl	8	9	109	8	101	11.2	2	64	12.6	8	9	109	8	101	11.2	2	64	12.6
ANAYA, David	8	12	58	0	58	4.8	1	16	7.2	45	62	369	16	353	5.7	2	51	7.8
JORDAN, Romell	4	13	58	1	57	4.4	0	18	14.2	13	47	283	3	280	6.0	3	72	21.5
APODOCA, Austin	7	18	69	17	52	2.9	0	15	7.4	7	18	69	17	52	2.9	0	15	7.4
GAMBLIN, Dameon	8	8	53	6	47	5.9	0	16	5.9	31	10	83	6	77	7.7	0	19	2.5
WIGGINS, Carlos	8	4	47	0	47	11.8	0	24	5.9	41	44	510	14	496	11.3	4	35	12.1
WOODHOUSE, Diquon	6	7	18	6	12	1.7	1	7	2.0	6	7	18	6	12	1.7	1	7	2.0
ROGERS, Zack	8	2	10	0	10	5.0	0	8	1.2	20	2	10	0	10	5.0	0	8	0.5
HENDERSON, Reno	8	0	0	0	0	0.0	1	0	0.0	20	0	0	0	0	0.0	1	0	0.0
TEAM	7	10	0	49	-49	-4.9	0	0	-7.0									
Total	8	376	2173	186	1987	5.3	24	79	248.4									
Opponents	8	360	1929	254	1675	4.7	13	71	209.4									

Passing	gp	effic	comp-att-int	pct	yds	td	lg	avg/g	gp	effic	comp-att-int	pct	yds	td	lg	avg/g
JORDAN, Lamar	7	121.43	47-85-2	55.3	599	3	64	85.6	18	125.48	106-197-7	53.8	1494	9	75	83.0
APODOCA, Austin	7	96.66	40-79-3	50.6	465	1	44	66.4	7	96.66	40-79-3	50.6	465	1	44	66.4
Total	8	109.50	87-164-5	53.0	1064	4	64	133.0								
Opponents	8	141.09	131-217-7	60.4	1702	14	93	212.8								

Receiving	gp	no.	yds	avg	td	lg	avg/g	gp	no.	yds	avg	td	lg	avg/g
GAMBLIN, Dameon	8	28	371	13.2	2	62	46.4	31	32	403	12.6	2	62	13.0
WHITE, Reece	8	11	174	15.8	0	37	21.8	37	23	398	17.3	2	50	10.8
WIGGINS, Carlos	8	10	187	18.7	1	64	23.4	41	34	514	15.1	4	64	12.5
GIPSON, Teriyon	7	10	85	8.5	0	44	12.1	28	26	207	8.0	1	44	7.4
HART-JOHNSON, Dela	8	8	68	8.5	0	16	8.5	8	8	68	8.5	0	16	8.5
DAVIS, Chris	5	5	53	10.6	0	18	10.6	15	5	53	10.6	0	18	3.5
BUNDY, Marquis	8	4	46	11.5	0	20	5.8	45	28	331	11.8	2	39	7.4
JONES, Ridge	8	4	31	7.8	0	21	3.9	31	9	64	7.1	0	21	2.1
JORDAN, Romell	4	3	18	6.0	0	8	4.5	13	4	40	10.0	0	22	3.1
QUARELLS, Matt	4	1	17	17.0	0	17	4.2	4	1	17	17.0	0	17	4.2
ANAYA, David	8	1	11	11.0	1	11	1.4	45	9	181	20.1	2	41	4.0
CHESTNUT, Daryl	8	1	2	2.0	0	2	0.2	8	1	2	2.0	0	2	0.2
REED, Patrick	6	1	1	1.0	0	1	0.2	6	1	1	1.0	0	1	0.2
Total	8	87	1064	12.2	4	64	133.0							
Opponents	8	131	1702	13.0	14	93	212.8							

Total Offense	g	plays	rush	pass	total	avg/g	g	plays	rush	pass	total	avg/g
JORDAN, Lamar	7	159	455	599	1054	150.6	18	391	1067	1494	2561	142.3
APODOCA, Austin	7	97	52	465	517	73.9	7	97	52	465	517	73.9
GIPSON, Teriyon	7	78	502	0	502	71.7	28	266	1531	0	1531	54.7
PRESSLEY, Jhurell	8	96	449	0	449	56.1	45	343	2267	0	2267	50.4
McQUARLEY, Richard	7	29	136	0	136	19.4	7	29	136	0	136	19.4
OWENS, Tyrone	7	16	110	0	110	15.7	7	16	110	0	110	15.7
CHESTNUT, Daryl	8	9	101	0	101	12.6	8	9	101	0	101	12.6
ANAYA, David	8	12	58	0	58	7.2	45	64	353	18	371	8.2
JORDAN, Romell	4	13	57	0	57	14.2	13	47	280	0	280	21.5
WIGGINS, Carlos	8	4	47	0	47	5.9	41	44	496	0	496	12.1
GAMBLIN, Dameon	8	8	47	0	47	5.9	31	10	77	0	77	2.5
WOODHOUSE, Diquon	6	7	12	0	12	2.0	6	7	12	0	12	2.0
ROGERS, Zack	8	2	10	0	10	1.2	20	2	10	0	10	0.5
TEAM	7	10	-49	0	-49	-7.0						
Total	8	540	1987	1064	3051	381.4						
Opponents	8	577	1675	1702	3377	422.1						

SEASON

CAREER

Scoring	td fg		kick	PAT			d xp saf pts	td fg		kick	PAT			d xp saf pts			
	rush	rcv		pass	rush	rcv		pass									
SANDERS, Jason	-	3-7	22-22	-	-	-	-	-	31	-	3-7	22-22	-	-	-	-	31
PRESSLEY, Jhurell	5	-	-	-	-	-	-	-	30	30	-	-	1-1	-	-	-	182
GIPSON, Teriyon	5	-	-	-	-	-	-	-	30	19	-	-	-	-	-	-	114
JORDAN, Lamar	3	-	-	1-1	-	-	-	-	20	6	-	-	1-1	-	-	-	38
OWENS, Tyrone	3	-	-	-	-	-	-	-	18	3	-	-	-	-	-	-	18
McQUARLEY, Richard	3	-	-	-	-	-	-	-	18	3	-	-	-	-	-	-	18
CHESTNUT, Daryl	2	-	-	-	-	-	-	-	12	2	-	-	-	-	-	-	12
ANAYA, David	2	-	-	-	-	-	-	-	12	4	-	-	-	-	-	-	24
ROGERS, Zack	-	1-2	9-9	-	-	-	-	-	12	-	6-10	52-53	-	-	-	-	70
WIGGINS, Carlos	2	-	-	-	-	-	-	-	12	13	-	-	0-1	-	-	-	78
GAMBLIN, Dameon	2	-	-	-	-	-	-	-	12	2	-	-	-	-	-	-	12
HENDERSON, Reno	1	-	-	-	-	-	-	-	6	1	-	-	-	-	-	-	6
WOODHOUSE, Diquon	1	-	-	-	-	-	-	-	6	1	-	-	-	-	-	-	6
MARTIN, Nias	1	-	-	-	-	-	-	-	6	1	-	-	-	-	-	-	6
CROSBY, Lee	1	-	-	-	-	-	-	-	6	1	-	-	-	-	-	-	6
GREEN, Travis	1	-	-	-	-	-	-	-	6	1	-	-	-	-	-	-	6
TEAM	-	-	-	-	-	-	-	1	2	-	-	-	-	-	-	-	-
Total	32	4-9	31-31	1-1	-	-	-	1	239	-	-	-	-	-	-	-	-
Opponents	27	12-13	26-27	-	-	-	-	-	224	-	-	-	-	-	-	-	-

Punt Returns	no.	yds	avg	td	lg	no.	yds	avg	td	lg
WIGGINS, Carlos	5	47	9.4	0	23	5	47	9.4	0	23
DAVIS, Chris	1	0	0.0	0	0	8	35	4.4	0	13
Total	6	47	7.8	0	23	-	-	-	-	-
Opponents	10	36	3.6	0	10	-	-	-	-	-

Kick Returns	no.	yds	avg	td	lg	no.	yds	avg	td	lg
WIGGINS, Carlos	12	367	30.6	1	100	77	2185	28.4	5	100
CHESTNUT, Daryl	5	93	18.6	0	30	5	93	18.6	0	30
WHITE, Reece	3	23	7.7	0	9	6	64	10.7	0	18
JONES, Ridge	2	27	13.5	0	16	16	389	24.3	1	100
GREEN, Travis	1	8	8.0	0	8	1	8	8.0	0	8
Total	23	518	22.5	1	100	-	-	-	-	-
Opponents	13	268	20.6	0	34	-	-	-	-	-

Interceptions	no.	yds	avg	td	lg	no.	yds	avg	td	lg
CROSBY, Lee	2	29	14.5	0	26	2	29	14.5	0	26
BYRD, Markel	2	0	0.0	0	0	3	21	7.0	0	21
GREEN, Travis	1	32	32.0	1	32	1	32	32.0	1	32
JONES, Cranston	1	15	15.0	0	15	5	76	15.2	2	39
COX, Dakota	1	8	8.0	0	8	2	24	12.0	0	16
Total	7	84	12.0	1	32	-	-	-	-	-
Opponents	5	27	5.4	0	14	-	-	-	-	-

Fumble Returns	no.	yds	avg	td	lg	no.	yds	avg	td	lg
MARTIN, Nias	1	77	77.0	1	77	1	77	77.0	1	77
CROSBY, Lee	0	0	0.0	1	0	0	0	0.0	1	0
Total	1	77	77.0	2	77	-	-	-	-	-
Opponents	0	0	0.0	0	0	-	-	-	-	-

SEASON

CAREER

All Purpose	g	rush	rcv	pr	kr	ir	total	avg/g	g	rush	rcv	pr	kr	ir	total	avg/g
WIGGINS, Carlo	8	47	187	47	367	0	648	81.0	41	496	514	47	2185	0	3242	79.1
GIPSON, Teriyon	7	502	85	0	0	0	587	83.9	28	1531	207	0	40	0	1778	63.5
JORDAN, Lamar	7	455	0	0	0	0	455	65.0	18	1067	0	0	0	0	1067	59.3
PRESSLEY, Jhur	8	449	0	0	0	0	449	56.1	45	2267	200	0	0	0	2467	54.8
GAMBLIN, Dame	8	47	371	0	0	0	418	52.2	31	77	403	59	0	0	539	17.4
WHITE, Reece	8	0	174	0	23	0	197	24.6	37	0	398	0	64	0	462	12.5
CHESTNUT, Dar	8	101	2	0	93	0	196	24.5	8	101	2	0	93	0	196	24.5
McQUARLEY, Ri	7	136	0	0	0	0	136	19.4	7	136	0	0	0	0	136	19.4
OWENS, Tyrone	7	110	0	0	0	0	110	15.7	7	110	0	0	0	0	110	15.7
JORDAN, Romell	4	57	18	0	0	0	75	18.8	13	280	40	0	0	0	320	24.6
ANAYA, David	8	58	11	0	0	0	69	8.6	45	353	181	0	475	0	1009	22.4
HART-JOHNISO	8	0	68	0	0	0	68	8.5	8	0	68	0	0	0	68	8.5
JONES, Ridge	8	0	31	0	27	0	58	7.2	31	114	64	0	389	0	567	18.3
DAVIS, Chris	5	0	53	0	0	0	53	10.6	15	0	53	35	0	0	88	5.9
APODOCA, Austi	7	52	0	0	0	0	52	7.4	7	52	0	0	0	0	52	7.4
BUNDY, Marquis	8	0	46	0	0	0	46	5.8	45	6	331	0	0	0	337	7.5
GREEN, Travis	8	0	0	0	8	32	40	5.0	8	0	0	0	8	32	40	5.0
CROSBY, Lee	8	0	0	0	0	29	29	3.6	8	0	0	0	0	29	29	3.6
QUARELLS, Mat	4	0	17	0	0	0	17	4.2	4	0	17	0	0	0	17	4.2
JONES, Cransto	8	0	0	0	0	15	15	1.9	44	0	0	0	0	76	76	1.7
WOODHOUSE,	6	12	0	0	0	0	12	2.0	6	12	0	0	0	0	12	2.0
ROGERS, Zack	8	10	0	0	0	0	10	1.2	20	10	0	0	0	0	10	0.5
COX, Dakota	8	0	0	0	0	8	8	1.0	29	0	0	0	0	24	24	0.8
REED, Patrick	6	0	1	0	0	0	1	0.2	6	0	1	0	0	0	1	0.2
TEAM	7	-49	0	0	0	0	-49	-7.0								
Total	8	1987	1064	47	518	84	3700	462.5								
Opponents	8	1675	1702	36	268	27	3708	463.5								

Field Goals	att	good	long	blkd	att	good	long	blkd
SANDERS, Jason	7	3	32	0	7	3	32	0
ROGERS, Zack	2	1	42	1	10	6	44	3
Total	9	4	42	1				
Opponents	13	12	49	0				

Punting	no.	yds	avg	lg	blk	no.	yds	avg	lg	blk
ROGERS, Zack	42	1736	41.3	69	0	98	4120	42.0	69	1
Total	42	1736	41.3	69	0					
Opponents	37	1513	40.9	60	0					

Kickoffs	no.	yds	avg	tb	ob	no.	yds	avg	tb	ob
SANDERS, Jason	44	2825	64.2	31	0	106	6676	63.0	68	1
Total	44	2825	64.2	31	0					
Opponents	46	2726	59.3	20	3					

#	Defensive Leaders	SEASON										CAREER										
		gp	ua	a	total	tfl	sack	int	pbu	fr	ff	blk	gp	ua	a	total	tfl	sack	int	pbu	fr	ff
49	COX, Dakota	8	36	25	61	9.0	3.5	1	1	.	.	29	125	151	276	12.0	3.5	2	4	1	.	.
2C	CARSON, Kimmie	8	42	9	51	7.0	2.5	20	69	44	113	12.0	3.5	.	3	1	1	.
5C	CROSBY, Lee	8	28	16	44	3.0	1.0	2	3	1	1	8	28	16	44	3.0	1.0	2	3	1	1	.
14	HENRY, Daniel	8	24	12	36	2.0	1.0	.	2	.	.	10	27	21	48	2.0	1.0	.	2	.	.	.
12	SANTOS, Ryan	8	19	17	36	0.0	.	.	1	.	.	30	51	44	95	2.0	.	.	1	.	1	.
2L	LANGFORD, Ryan	8	17	16	33	6.0	1.5	.	1	.	.	19	46	49	95	8.0	1.5	.	1	.	.	.
58	DANIELS, Mauric	8	21	9	30	10.0	5.5	.	1	.	1	8	21	9	30	10.0	5.5	.	1	.	1	.
22	BYRD, Markel	7	21	8	29	2.0	1.0	2	.	.	.	19	52	27	79	2.0	1.0	3	2	.	1	.
91	D'AVANZO, Nik	8	16	9	25	4.5	0.5	.	1	1	.	31	50	58	108	14.5	6.0	.	1	3	1	1
54	WHITE, Donnie	8	11	11	22	3.5	2.0	.	1	.	.	29	26	32	58	6.0	3.0	.	3	.	1	.
3	JONES, Cranston	8	17	4	21	1.0	.	1	3	.	.	44	68	35	103	5.0	.	5	14	1	.	.
21	DUNCAN, Donnie	8	20	1	21	1.0	.	.	2	.	.	40	40	9	49	1.0	.	1	3	1	1	.
19	MARTIN, Nias	8	15	3	18	2.0	.	.	.	1	.	8	15	3	18	2.0	.	.	.	1	.	.
28	ROTHSCHILLER, Jake	8	7	7	14	0.0	8	7	7	14	0.0
53	BAKER, Cody	8	9	5	14	0.5	8	9	5	14	0.5
92	UDEH, William	8	5	6	11	2.0	28	18	18	36	4.5	1.5	.	1	.	.	.
8	BENNETT, Ricky	6	7	4	11	0.0	17	19	20	39	0.0
9H	HUGHES, Garrett	7	6	4	10	3.5	2.0	.	1	.	.	18	8	6	14	3.5	2.0	.	2	.	1	.
5T	TIMMONS, Taylor	8	5	4	9	4.0	2.5	8	5	4	9	4.0	2.5
98	OKONKWO, Kene	5	2	3	5	1.5	12	5	3	8	2.5	1.0
4B	BROWN, Isaiah	3	4	1	5	0.0	.	.	1	.	.	18	9	7	16	0.5	.	1	3	1	.	.
15	RUSSO, John	8	1	3	4	0.0	24	3	5	8	0.0
29	DONALDSON, Kenya	7	2	2	4	0.5	10	2	2	4	0.5
35	MAXWELL, Kenneth	4	4	.	4	0.0	4	4	.	4	0.0
32	ARREDONDO, Michael	8	1	3	4	0.0	36	8	9	17	0.5	.	.	.	1	.	.
9	GREEN, Travis	8	3	.	3	0.0	.	1	.	.	.	8	3	.	3	0.0	.	1
25	ANAYA, David	8	2	1	3	0.0	45	7	7	14	0.0	1	.
	TM TEAM	7	2	.	2	2.0											
23	ADEWON, Tayo	8	1	1	2	0.0	13	1	1	2	0.0
4	JORDAN, Romell	4	2	.	2	0.0	13	2	1	3	0.0
27	PARKER, Bijon	5	2	.	2	0.0	5	2	.	2	0.0
46	WALSH, Michael	8	1	.	1	0.0	.	.	.	1	.	9	1	.	1	0.0	.	.	.	1	.	.
52	MABANY, Sam	4	1	.	1	0.0	5	1	.	1	0.0
2W	WOODHOUSE, Diquon	6	1	.	1	0.0	6	1	.	1	0.0
33	HART, Alex	4	1	.	1	0.0	4	1	.	1	0.0
82	HART-JOHNSON, Dela	8	1	.	1	0.0	8	1	.	1	0.0
80	WHITE, Reece	8	1	.	1	0.0	.	.	.	1	.	37	2	.	2	0.0	.	.	.	1	.	.
6	PRESSLEY, Jhurell	8	.	1	1	0.0	.	.	.	1	.	45	6	7	13	0.0	.	.	.	1	1	.
95	SANDERS, Jason	8	.	1	1	0.0	20	1	4	5	0.0
59	LEE, Chris	7	.	.	.	0.0	.	.	.	1	.	16	2	1	3	1.0	1.0	.	.	1	.	.
	Total	8	358	186	544	65	23	7	18	7	2											
	Opponents	8	346	168	514	38	6	5	20	6	5	1										

TEAM STATISTICS

Date	Opponent	Rushing				Receiving				Passing				Kick Returns			Punt Returns				tot off			
		no.	yds	td	lg	no.	yds	td	lg	cmp	att	int	yds	td	lg	no.	yds	td	lg	no.		yds	td	lg
Sep 05	MISS. VALLEY STATE	52	339	8	64	12	172	0	26	12	19	0	172	0	26	1	32	0	32	3	17	0	13	511
Sep 12	TULSA	47	224	2	26	11	166	1	62	11	21	1	166	1	62	5	110	0	37	0	0	0	0	390
Sep 18	at Arizona State	47	184	1	65	12	111	0	36	12	29	1	111	0	36	3	48	0	20	1	7	0	7	295
Sep 26	at Wyoming	47	302	4	56	5	107	1	64	5	8	0	107	1	64	2	45	0	30	0	0	0	0	409
Oct 03	NEW MEXICO STATE	61	401	4	70	5	45	0	12	5	17	1	45	0	12	4	78	0	34	1	0	0	0	446
Oct 10	at Nevada	37	135	1	38	19	138	0	13	19	24	1	138	0	13	2	25	0	20	0	0	0	0	273
Oct 17	HAWAII	53	197	1	33	15	195	2	37	15	26	0	195	2	37	3	114	1	100	0	0	0	0	392
Oct 24	at San Jose State	32	205	3	79	8	130	0	44	8	20	1	130	0	44	3	66	0	40	1	23	0	23	335
New Mexico		376	1987	24	79	87	1064	4	64	87	164	5	1064	4	64	23	518	1	100	6	47	0	23	3051
		360	1675	13	71	131	1702	14	93	131	217	7	1702	14	93	13	268	0	34	10	36	0	10	3377

Games: 8 • Avg/rush: 5.3 • Avg/catch: 12.2 • Pass effic: 109.50 • KR avg: 22.5 • PR avg: 7.8 • All purpose avg/game: 462.5 • Total offense avg/gm: 381.4

Date	Opponent	Tackles				Sacks		Fumble		Pass Defense			blkd		PAT Attempts			off				
		ua	a	total	tfl-yds	no-yds	ff	fr-yds	int-yds	qbh	brup	kick	rush	rcv	saf	t/o	pts					
Sep 05	MISS. VALLEY STATE	37	26	63	13.0-71	6.0-45	1	2-0	1-32	3	1	0	0	0	0	9-9	0	0	0	0	17	66
Sep 12	TULSA	55	28	83	5.0-24	2.0-19	0	1-0	0-0	1	4	0	0	0	0	3-3	0	0	0	0	0	21
Sep 18	at Arizona State	28	24	52	5.0-18	1.0-11	0	1-0	0-0	3	3	0	0	0	0	1-1	0	0	0	0	3	10
Sep 26	at Wyoming	44	12	56	10.0-39	3.0-22	0	0-0	2-8	0	3	0	0	0	0	5-5	0	0	0	0	3	38
Oct 03	NEW MEXICO STATE	42	12	54	10.0-43	7.0-38	1	1-0	2-15	3	3	0	0	0	0	4-4	1	0	1	7	38	
Oct 10	at Nevada	59	14	73	8.0-18	0.0-0	0	2-77	0-0	0	0	0	0	0	0	2-2	0	0	0	0	10	17
Oct 17	HAWAII	40	34	74	4.0-12	1.0-7	0	0-0	2-29	2	2	0	0	0	0	4-4	0	0	0	0	7	28
Oct 24	at San Jose State	53	36	89	10.0-24	3.0-8	0	0-0	0-0	0	2	0	0	0	0	3-3	0	0	0	0	0	21
New Mexico		358	186	544	65.0-249	23.0-150	2	7-77	7-84	12	18	0	0	0	0	31-31	1	0	1	47	239	
		346	168	514	38.0-125	6.0-39	5	6-0	5-27	4	20	1	0	0	0	26-27	0	0	0	0	40	224

Date	Opponent	Punting									Field Goals			Kickoffs				
		no.	yds	avg	long	blkd	tb	fc	50+	i20	md-att	long	blkd	no.	yds	avg	tb	ob
Sep 05	MISS. VALLEY STATE	1	42	42.0	42	0	0	0	0	0	1-1	28	0	11	715	65.0	5	0
Sep 12	TULSA	6	266	44.3	50	0	0	4	1	1	0-1	0	0	4	260	65.0	4	0
Sep 18	at Arizona State	9	382	42.4	61	0	1	3	2	2	1-2	32	0	3	195	65.0	2	0
Sep 26	at Wyoming	5	198	39.6	58	0	0	2	1	2	1-1	22	0	7	440	62.9	7	0
Oct 03	NEW MEXICO STATE	6	252	42.0	69	0	1	1	1	3	0-2	0	0	6	388	64.7	5	0
Oct 10	at Nevada	7	291	41.6	56	0	0	5	1	2	1-1	42	0	4	260	65.0	3	0
Oct 17	HAWAII	4	156	39.0	51	0	0	0	1	2	0-0	0	0	5	308	61.6	4	0
Oct 24	at San Jose State	4	149	37.2	50	0	0	2	1	2	0-1	0	1	4	259	64.8	1	0
New Mexico		42	1736	41.3	69	0	2	17	8	14	4-9	42	1	44	2825	64.2	31	0
		37	1513	40.9	60	0	1	7	11	13	12-13	49	0	46	2726	59.3	20	3

OPPONENT STATISTICS

Date	Opponent	Rushing				Receiving				Passing				Kick Returns				Punt Returns				tot off		
		no.	yds	td	lg	no.	yds	td	lg	cmp	att	int	yds	td	lg	no.	yds	td	lg	no.	yds		td	lg
Sep 05	MISS. VALLEY STATE	40	26	0	27	6	48	0	14	6	16	1	48	0	14	6	122	0	29	0	0	0	0	74
Sep 12	TULSA	59	279	2	22	16	321	2	69	16	30	0	321	2	69	0	0	0	0	1	0	0	0	600
Sep 18	at Arizona State	30	132	1	33	22	317	3	93	22	37	0	317	3	93	1	34	0	34	2	2	0	4	449
Sep 26	at Wyoming	30	42	0	17	30	366	4	37	30	42	2	366	4	37	0	0	0	0	1	9	0	9	408
Oct 03	NEW MEXICO STATE	39	308	3	67	12	108	0	40	12	28	2	108	0	40	1	18	0	28	1	7	0	7	416
Oct 10	at Nevada	54	351	3	50	16	166	2	27	16	19	0	166	2	27	1	25	0	15	2	1	0	1	517
Oct 17	HAWAII	51	220	2	20	13	195	1	46	13	25	2	195	1	46	1	19	0	19	2	10	0	10	415
Oct 24	at San Jose State	57	317	2	71	16	181	2	35	16	20	0	181	2	35	3	50	0	22	1	7	0	7	498
Opponents		360	1675	13	71	131	1702	14	93	131	217	7	1702	14	93	13	268	0	34	10	36	0	10	3377
		376	1987	24	79	87	1064	4	64	87	164	5	1064	4	64	23	518	1	100	6	47	0	23	3051

Games: 8 • Avg/rush: 4.7 • Avg/catch: 13.0 • Pass effic: 141.09 • KR avg: 20.6 • PR avg: 3.6 • All purpose avg/game: 463.5 • Total offense avg/gm: 422.1

Date	Opponent	Tackles				Sacks		Fumble		Pass Defense			blkd		PAT Attempts			off					
		ua	a	total	tfl-yds	no-yds	ff	fr-yds	int-yds	qbh	brup	kick	kick	rush	rcv	saf	t/o	pts					
Sep 05	MISS. VALLEY STATE	40	30	70	3.0-5	0.0-0	0	0-0	0-0	0	4	0	0-0	0	0	0	0	0	0	0	0	0	0
Sep 12	TULSA	48	16	64	8.0-29	1.0-5	1	1-0	1-14	0	1	0	4-4	0	0	0	0	0	0	0	10	40	
Sep 18	at Arizona State	56	12	68	7.0-26	2.0-10	0	0-0	1-0	0	4	0	4-4	0	0	0	0	0	0	0	0	34	
Sep 26	at Wyoming	40	12	52	3.0-9	0.0-0	0	0-0	0-0	0	1	0	4-4	0	0	0	0	0	0	0	0	28	
Oct 03	NEW MEXICO STATE	46	24	70	4.0-10	0.0-0	1	1-0	1-0	1	1	0	2-3	0	0	0	0	0	0	6	29		
Oct 10	at Nevada	45	24	69	4.0-10	0.0-0	1	1-0	1-2	0	2	0	5-5	0	0	0	0	0	7	35			
Oct 17	HAWAII	42	30	72	7.0-33	3.0-24	2	2-0	0-0	1	3	0	3-3	0	0	0	0	0	10	27			
Oct 24	at San Jose State	29	20	49	2.0-3	0.0-0	0	1-0	1-11	2	4	1	4-4	0	0	0	0	0	7	31			
Opponents		346	168	514	38.0-125	6.0-39	5	6-0	5-27	4	20	1	26-27	0	0	0	0	40	224				
		358	186	544	65.0-249	23.0-150	2	7-77	7-84	12	18	0	31-31	1	0	0	1	47	239				

Date	Opponent	Punting									Field Goals			Kickoffs				
		no.	yds	avg	long	blkd	tb	fc	50+	i20	md-att	long	blkd	no.	yds	avg	tb	ob
Sep 05	MISS. VALLEY STATE	9	316	35.1	44	0	0	2	0	0	0-0	0	0	1	56	56.0	0	0
Sep 12	TULSA	3	112	37.3	55	0	0	1	1	2	4-4	34	0	9	570	63.3	4	0
Sep 18	at Arizona State	6	274	45.7	52	0	0	1	3	2	2-2	24	0	7	427	61.0	4	0
Sep 26	at Wyoming	5	207	41.4	55	0	0	0	2	2	0-0	0	0	4	246	61.5	1	1
Oct 03	NEW MEXICO STATE	5	238	47.6	60	0	0	1	3	2	3-3	41	0	7	361	51.6	2	1
Oct 10	at Nevada	3	117	39.0	49	0	1	0	0	2	0-0	0	0	6	365	60.8	4	0
Oct 17	HAWAII	3	133	44.3	57	0	0	1	1	3	2-3	49	0	6	372	62.0	3	0
Oct 24	at San Jose State	3	116	38.7	55	0	0	1	1	0	1-1	43	0	6	329	54.8	2	1
Opponents		37	1513	40.9	60	0	1	7	11	13	12-13	49	0	46	2726	59.3	20	3
		42	1736	41.3	69	0	2	17	8	14	4-9	42	1	44	2825	64.2	31	0

PASSING

	Comp	Att	Int	Pct	Yards	TD	Long	Sack	Yds	Effic
Lamar Jordan										
Mississippi Valley State	7	7	0	100.0	103	0	26	0	0	223.6
Tulsa	8	14	1	57.1	141	1	62	0	0	151.0
Arizona State	4	11	0	36.4	22	0	13	1	3	53.2
at Wyoming	5	8	0	62.5	107	1	64	0	0	216.1
New Mexico State	5	17	1	29.4	45	0	12	0	0	39.9
at Nevada	9	12	0	75.0	56	0	12	0	0	114.2
Hawai'i	9	16	0	58.3	125	1	37	3	24	142.5
Austin Apodoca										
Mississippi Valley State	5	12	0	41.7	69	0	16	0	0	90.0
Tulsa	3	7	0	42.9	25	0	10	1	5	72.9
Arizona State	8	18	1	44.4	89	0	36	1	7	74.9
at Wyoming	0	0	0	0.0	0	0	0	0	0	0
at Nevada	10	12	1	83.3	82	0	13	0	0	124.1
Hawai'i	6	10	0	60.0	70	1	28	0	0	151.8
at San José State	8	20	1	40.0	130	0	44	0	0	84.60
Caleb Kimbro										
Mississippi Valley State	0	0	0	0.0	0	0	0	0	0	0

RUSHING & RECEIVING

RUSHING	No-Yds/TD	MVSU	TLS	ASU	WY	NMSU	NV	UH	SJ	US	BSU	CS	AF
GIPSON, Teriyon RB	78-502/5	DNP	9-71/2	10-35/0	4-7/0	19-142/1	11-68/1	16-80/0	9-99/1				
JORDAN, Lamar QB	74-455/3	5-62/1	9-35/0	6-3/0	15-147/1	16-157/1	8-22/0	15-29/0	DNP				
PRESSLEY, J. RB	96-449/5	10-47/1	11-42/0	17-56/0	17-103/1	18-99/1	5-13/0	13-70/1	5-19/1				
McQUARLEY, R. RB	29-136/3	11-53/0	1-2/0	3-3/0	5-55/2	4-14/1	4-7/0	1-2/0	DNP				
OWENS, Tyrone RB	16-110/3	3-11/2	4-3/0	4-72/1	1-2/0	-	3-15/0	DNP	1-7/0				
CHESTNUT, Daryl RB	9-101/2	6-108/2	2-5/0	-	-	-	1-2/0	-	-				
ANAYA, David RB	12-58/1	2-12/1	-	3-22/0	2-2/0	1-5/0	1-0/0	1-4/0	2-13/0				
JORDAN, Romell RB	13-57/0	6-33/0	DNP	DNP	DNP	DNP	1-2/0	5-21/0	1-1/0				
APODOCA, Austin QB	18-52/0	-	2-9/0	3-2/0	-	DNP	1-4/0	-	12-59/0				
WIGGINS, Carlos WR	4-47/0	0-7/0	3-33/0	-	-	-	1-7/0	-	-				
GAMBLIN, Dameon WR	8-47/0	2-11/0	4-42/0	1-5/0	-	-	1-1/0	-	-				
WOODHOUSE, Diq. RB	7-12/1	5-5/0	-	-	DNP	-	DNP	-	2-7/1				
ROGERS, Zack P/K	2-10/0	-	2-10/0	-	-	-	-	-	-				
TEAM	10-49/0	2-10/0	-	DNP	3-14/0	3-16/0	-	2-9/0	-				

RECEIVING	No-Yds/TD	MVSU	TLS	ASU	WY	NMSU	NV	UH	SJ	US	BSU	CS	AF
GAMBLIN, Dameon WR	28-371/2	3-45/0	8-131/1	4-54/0	-	1-12/0	8-71/0	3-47/1	1-11/0				
WIGGINS, Carlos WR	10-187/1	2-19/0	1-39/0	2-18/0	1-64/1	-	-	3-29/0	1-18/0				
WHITE, Reece TE	11-174/0	1-26/0	-	2-22/0	-	-	2-13/0	3-72/0	3-41/0				
GIPSON, Teriyon RB	10-85/0	DNP	1-2/0	1-1/0	1-4/0	1-6/0	4-29/0	1-3/0	1-44/0				
HART-JOHNSON, D WR	8-68/0	2-25/0	1-2/0	1-2/0	1-11/0	1-12/0	2-20/0	-	-				
DAVIS, Chris WR	5-53/0	2-19/0	DNP	1-12/0	DNP	-	-	2-22/0	DNP				
BUNDY, Marquis WR	4-46/0	-	-	-	1-20/0	2-15/0	-	-	1-11/0				
JONES, Ridge WR	4-31/0	1-21/0	-	-	1-8/0	-	1-3/0	-	1-5/0				
JORDAN, Romell RB	3-18/0	-	DNP	DNP	DNP	DNP	1-7/0	2-11/0	-				
QUARELLS, Matt WR	1-17/0	1-17/0	DNP	-	DNP	DNP	DNP	-	-				
ANAYA, David RB	1-11/1	-	-	-	-	-	-	1-11/1	-				
CHESTNUT, Daryl RB	1-2/0	-	-	1-2/0	-	-	-	-	-				
REED, Patrick WR	1-1/0	-	-	-	-	-	1-1/0	DNP	DNP				

Total Tackles	UA-A	Total	MVSU	TLS	ASU	WY	NMSU	NV	UH	SJ	US	BSU	CS	AF
COX, Dakota LB	36-25	61	1-2	7-5	4-3	5-3	6-1	3-1	5-6	5-4				
CARSON, Kimmie LB	42-9	51	3-0	11-1	5-1	8-2	6-1	2-1	2-2	5-1				
CROSBY, Lee DB	28-16	44	1-1	5-3	2-3	2-1	7-2	6-1	3-3	2-2				
SANTOS, Ryan DB	19-17	36	0-1	2-3	2-1	2-0	1-2	3-1	6-3	3-6				
HENRY, Daniel DB	24-12	36	2-0	1-0	0-2	4-2	3-1	4-1	2-2	8-4				
LANGFORD, Ryan LB	17-16	33	1-2	1-3	1-3	2-0	2-2	4-2	3-3	3-1				
DANIELS, Mauric LB	21-9	30	4-3	3-1	3-1	1-1	4-0	2-1	2-0	2-2				
BYRD, Markel DB	21-8	29	1-0	4-5	0-2	2-0	4-0	9-1	DNP	1-0				
D'AVANZO, Nik DL	16-9	25	2-2	1-0	0-2	2-1	-	5-0	3-2	3-2				
WHITE, Donnie LB	11-11	22	3-2	2-0	0-1	1-0	1-1	1-2	1-3	2-2				
DUNCAN, Donnie DB	20-1	21	2-1	2-0	5-0	5-0	-	2-0	1-0	3-0				
JONES, Cranston DB	17-4	21	1-0	2-0	1-0	4-0	-	7-1	0-2	2-1				
MARTIN, Nias DB	15-3	18	4-0	1-0	2-0	-	2-0	3-0	1-2	2-1				
ROTHSCHILLER, J DB	7-7	14	0-1	-	1-0	1-0	1-0	1-1	1-1	2-4				
BAKER, Cody DL	9-5	14	1-0	-	-	-	-	-	4-2	4-3				
BENNETT, Ricky DB	7-4	11	1-0	4-3	-	-	DNP	2-1	-	DNP				
UDEH, William DL	5-6	11	1-1	0-2	0-1	1-1	-	-	0-1	3-0				
HUGHES, Garrett DL	6-4	10	0-2	4-0	1-1	0-1	1-0	-	-	DNP				
TIMMONS, Taylor DL	5-4	9	1-1	1-0	0-1	2-0	0-1	-	-	1-1				
OKONKWO, Kene DL	2-3	5	2-1	0-2	-	-	-	DNP	DNP	DNP				
BROWN, Isaiah DB	4-1	5	DNP	1-0	DNP	1-0	2-1	DNP	DNP	DNP				
ARREDONDO, M. LB	1-3	4	0-3	1-0	-	-	-	-	-	-				
DONALDSON, K. DB	2-2	4	1-2	1-0	-	-	DNP	-	-	-				
MAXWELL, K. DB	4-0	4	DNP	DNP	-	DNP	DNP	1-0	3-0	-				
RUSSO, John DB	1-3	4	-	-	1-1	-	-	-	0-1	0-1				
GREEN, Travis DB	3-0	3	-	1-0	-	-	-	1-0	1-0	-				
ANAYA, David	2-1	3	1-0	-	-	-	-	-	1-0	0-1				
JORDAN, Romell	2-0	2	-	DNP	DNP	DNP	DNP	-	-	2-0				
TEAM	2-0	2	-	-	-	-	-	2-0	-	-				
ADEWON, Tayo DB	1-1	2	0-1	-	-	-	1-0	-	-	-				
PARKER, Bijon DB	2-0	2	1-0	-	-	-	1-0	DNP	DNP	DNP				
WHITE, Reece	1-0	1	-	-	-	1-0	-	-	-	-				
PRESSLEY, J.	0-1	1	-	-	-	-	-	-	0-1	-				
HART-JOHNSON, D	1-0	1	-	-	-	-	-	1-0	-	-				
SANDERS, Jason	0-1	1	-	-	0-1	-	-	-	-	-				
WOODHOUSE, Diq.	1-0	1	1-0	-	-	DNP	-	DNP	-	-				
WALSH, Michael	1-0	1	1-0	-	-	-	-	-	-	-				
MABANY, Sam DL	1-0	1	1-0	-	-	DNP	DNP	DNP	DNP	-				
HART, Alex LB	1-0	1	DNP	DNP	DNP	DNP	-	-	1-0	-				

INDIVIDUAL

50-YARD TOUCHDOWN RUN

New Mexico: 79, Teriyon Gipson vs. San José State (10/24/2015)
Opponent: 71, Tyler Ervin, San José State (10/24/2015)

70-YARD RUN

New Mexico: 79, Teriyon Gipson vs. San José State (10/24/2015)
Opponent: 71, Tyler Ervin, San José State (10/24/2015)

70-YARD RECEPTION

New Mexico: 75, Tyler Duncan from Lamar Jordan vs. Wyoming (11/29/2014)

Opponent: 93, Demario Richard from Mike Bercovici, Arizona State (9/18/2015)

30 RUSHING ATTEMPTS

New Mexico: 41, Kasey Carrier at UTEP (2013)

Opponent: 36, Tyler Ervin, San José State (10/24/2015)

150 YARDS RUSHING

New Mexico: 157, Lamar Jordan vs. New Mexico State (10/3/2015)
Opponent: 263, Tyler Ervin, San José State (10/24/2015)

200 YARDS RUSHING

New Mexico: 208, Teriyon Gipson vs. Boise State (11/8/2014)

Opponent: 263, Tyler Ervin, San José State (10/24/2015)

TWO PLAYERS, 100 + YARDS RUSHING

New Mexico: Lamar Jordan (157) & Teriyon Gipson (142) vs. New Mexico State (10/3/2015)

Opponent: Don Jackson (152) & James Butler (145), Nevada (10/10/2015)

THREE PLAYERS, 100 + YARDS RUSHING

New Mexico: Kasey Carrier (192), Carlos Wiggins (119) & Cole Gautsche (108) vs. UNLV (2013)

Opponent: Alvester Alexander (151), Robert Herron (122) & Austyn Carta-Samuels (119), Wyoming (2010)

30 PASS COMPLETIONS

New Mexico: 30, B.R. Holbrook vs. Texas Tech (2010)

Opponent: 30, Cameron Coffman, Wyoming (9/26/2015)

50 PASS ATTEMPTS

New Mexico: 50, B.R. Holbrook vs. Texas Tech (2010)

Opponent: 50, Willie Tuitama, Arizona (2008)

400 YARDS PASSING

New Mexico: 408, Casey Kelly vs. UNLV (2003)

Opponent: 527, Derek Carr, Fresno State (2013)

100 YARDS RUSHING & PASSING

New Mexico: Lamar Jordan (147 rushing, 107 passing) at Wyoming (9/26/2015)

Opponent: Brett Smith, Wyoming (138 rushing, 247 passing) (2013)

500 YARDS TOTAL OFFENSE

New Mexico: 594, Jeremy Leach vs. Utah (1989)

Opponent: 527, Derek Carr, Fresno State (2013)

10 PASS RECEPTIONS

New Mexico: 11, Ty Kirk vs. New Mexico State (2011)

Opponent: 10, Rashard Higgins, Colorado State (11/22/2014)

150 YARDS RECEIVING

New Mexico: 209, Deon Long vs. Sam Houston State (2011)

Opponent: 151, Demario Richard, Arizona State (9/18/2015)

2+ PLAYERS, 100 + YARDS RECEIVING

New Mexico: Deon Long (209) & Ty Kirk (127) vs. Sam Houston State (2011)

Opponent: Keyarris Garrett (102) and Josh Atkinson (119), Tulsa (9/12/2015)

SCORED THREE TOUCHDOWNS

New Mexico: 3, Teriyon Gipson vs. Boise State (11/8/2014)

Opponent: 3, Larry Rose III, New Mexico State (10/3/2015)

FOUR TOUCHDOWN PASSES

New Mexico: 4, Graham Leigh vs. Utah State (1998)

Opponent: 4, Cameron Coffman, Wyoming (9/26/2015)

FOUR RUSHING TOUCHDOWNS

New Mexico: 4, Kasey Carrier at UTEP (2013)

Opponent: 5, Dee Hart, Colorado State (11/22/2014)

THREE TOUCHDOWN RECEPTIONS

New Mexico: 3, Deon Long vs. Sam Houston State (2011)

Opponent: 3, Matt Miller, Boise State (2013)

FIVE FIELD GOALS

New Mexico: 5, James Aho vs. Arizona (2008)

Opponent: 5, Drew Dunning, Washington St. (2003)

50-YARD FIELD GOAL

New Mexico: 51, James Aho vs. Wyoming (2010)

Opponent: 52, Ben Jaekle, UNLV (2008)

TWO INTERCEPTIONS

New Mexico: 2, Lee Crosby vs. Hawai'i (10/17/15)

Opponent: 2, Jon Davis, Air Force (2009)

TWO FUMBLE RECOVERIES

New Mexico: 2, A.J. Butler vs. Utah (2010)

PUNT RETURN FOR TOUCHDOWN (no block)

New Mexico: 63 yards, Dwight Counter vs. Weber State (2002)

Opponent: 65 yards, Jolo Natson, Utah State (2013)

TWO PUNT RETURNS FOR TOUCHDOWN (no block)

New Mexico: Has not occurred

Opponent: 64 yards, 61 yards Cliff Harris, Oregon (2010)

KICKOFF RETURN FOR A TOUCHDOWN

New Mexico: 100 yards, Carlos Wiggins vs. Hawai'i (10/17/15)

Opponent: 100 yards, Mike Edwards, Hawai'i (2012)

INTERCEPTION RETURN FOR TOUCHDOWN

New Mexico: 32 yards, Travis Green vs. Mississippi Valley State (9/5/2015)

BLOCKED PAT

New Mexico: Brett Bowers at UTSA (10/4/2014)

Opponent: Troy Timmerman, Air Force (2013)

BLOCKED FIELD GOAL

New Mexico: Nik D'Avanzo vs. Fresno State (2013)

Opponent: Christian Tago, San José State (10/24/2015)

BLOCKED FIELD GOAL RETURN

New Mexico: 45 yards, Anthony Hooks vs. UTEP (2010)

Opponent: Has not occurred

BLOCKED PUNT

New Mexico: Victor James at San Diego State (2009)

Opponent: Kamalei Correa, Boise State (11/8/2014)

FUMBLE RETURN FOR A TOUCHDOWN

New Mexico: 77 yards, Nias Martin vs. Nevada (10/10/2015)

Opponent: 25 yards, Marlon Johnson, Nevada (2011)

DEFENSIVE TWO-POINT CONVERSION

New Mexico: Brandon Branch vs. Arizona State (9/6/2014)

Opponent: Has not occurred

TEAM

OVERTIME GAME

Won 42-35 (OT) at UTEP (2013)

SHUTOUT

New Mexico: 66-0 vs. Mississippi Valley State (9/5/2015); FBS: 24-0 vs. Wyoming (2008)

Opponent: 45-0, Texas (2012)

50 POINTS

New Mexico: 66 vs. Mississippi Valley State (9/5/2015)

Opponent: 60, Boise State (11/8/2014)

60 RUSHING ATTEMPTS

New Mexico: 61 vs. New Mexico State (10/3/2015)

Opponent: 74, Air Force (10/18/2014)

300 YARDS RUSHING

New Mexico: 401 vs. New Mexico State (10/3/2015)

Opponent: 317, San José State (10/24/2015)

400 YARDS RUSHING

New Mexico: 401 vs. New Mexico State (10/3/2015)

Opponent: 423, Arizona State (9/6/2014)

FOUR RUSHING TDS

New Mexico: 4 vs. New Mexico State (10/3/2015)

Opponent: 5, Colorado State (11/22/2014)

400 YARDS PASSING

New Mexico: 434 vs. Sam Houston State (2011)

Opponent: 406, Colorado State (2014)

FOUR PASSING TDS

New Mexico: 4 vs. Sam Houston State (2011)

Opponent: 4 at Wyoming (9/26/2015)

500 YARDS TOTAL OFFENSE

New Mexico: 511 vs. Mississippi Valley State (9/5/2015)

Opponent: 517, Nevada (10/10/2015)

30 FIRST DOWNS

New Mexico: 33 vs. San Diego State (2005)

Opponent: 30, Nevada (10/10/2015)

INTERCEPTED FIVE PASSES

New Mexico: 5 vs. San Diego State (2003)

Opponent: 5, Colorado State (2001)

100 YARDS IN PENALTIES

New Mexico: 154 vs. Tulsa (9/12/2015)

Opponent: 141, BYU (2010)

LOST FIVE FUMBLES

New Mexico: 5 vs. Brigham Young (1984)

Opponent: 5, Air Force (2007)

FAILED TO GAIN 100 YARDS RUSHING

New Mexico: 84 vs. Texas Tech (2012)

Opponent: 42 at Wyoming (9/26/2015)

FAILED TO GAIN 100 YARDS PASSING

New Mexico: 45 vs. New Mexico State (10/3/2015)

Opponent: 48 vs. Mississippi Valley State (9/5/2015)

FAILED TO GAIN 200 YARDS TOTAL OFFENSE

New Mexico: 127, Texas Tech (2012)

Opponent: 74 vs. Mississippi Valley State (9/5/2015)

RECORDED A SAFETY

New Mexico: Maurice Daniels sacked New Mexico State's Nick Jeanty in the end zone (10/3/2015)

Opponent: Team safety, TCU (2009)

NO PUNTS

New Mexico: vs. Colorado State (2013)

Opponent: Oregon (2010)

SCORED TDS ON OFFENSE, DEFENSE AND SPECIAL TEAMS

New Mexico: vs. Wyoming (11/29/2014)

Opponent: Utah (2010)

TOP MARKS BY UNM OPPONENTS VS. LOBOS

	INDIVIDUAL	TEAM	INDIVIDUAL	TEAM
First Downs		38, Texas Tech (2012)	INTs	3, Gerald Campbell, UTEP (1950)
Rushing Att.	47, Steve Bartalo, CSU (1985)			3, Gene Franz, BYU (1962)
		82, Air Force (1987)		3, Derwin Gray, BYU (1990)
Rushing Yards	325, Andre Davis, TCU (1994)			7, UTEP (1950)
		646, Air Force (1987)		7, West Texas (1950)
Long TD	94, Alvester Alexander, Wyoming (2010)			7, Arizona (1953)
Rushing Tds	6, Kapri Bibbs, Colorado State (2013)		Rec. Yards	263, Jay Miller, BYU (1973)
		10, Air Force (1987)	Receptions	22, Jay Miller, BYU (1973)
Pass Att.	69, Sonny Cumbie, Texas Tech (2004)		TD Rec.	4, Kirk Pendleton, BYU (1983)
		69, Texas Tech (2004)		4, Roger Garidel, Utah (1971)
Pass Comp.	47, Chase Holbrook, New Mexico St. (2007)		INT Return	100, Larry Durham, UTEP (1962)
		47, New Mexico St. (2007)	Field Goals	5, Hawai'i (1981)
Passing Yards	585, Robbie Bosco, BYU (1985)			5, Washington St. (2003)
		585, BYU (1985)	Long FG	56, Owen Pochman, BYU (2000)
Long Pass	98, Jack Steptoe from Dan Hagemann, Utah (1976)		Punts	13, Lonnie Crittenden, UTEP (1962)
Total Plays	84, Brad Smith, Missouri (2005)			13, UTEP (1962)
		105, Missouri (2005)		13, UTEP (1983)
Total Off.	592, Robbie Bosco, BYU (1985)		Long Punt	89, Jeff Babcock, Colorado St. (2004)
		822, Fresno State (2013)	Punt Return	95, Morris Owens, Arizona St. (1972)
TD Passes	7, Derek Carr, Fresno State (2013)		KO Return	100, Cedric Johnson, UTEP (1996)
		7, Fresno State (2013)		100, Ivory McCann, Texas Tech (2001)
		7, UTEP (1967)		

SEASON BOX SCORES




0 **GAME 1 - SEPT. 5, 2015**
ALBUQUERQUE, N.M.
ATT: 21,930

66

ALBUQUERQUE, N.M. — The University of New Mexico got a school-record tying eight rushing touchdowns and UNM's defense allowed fewer than 100 yards and recorded its first shutout since 2008 as the Lobos opened the season with a 66-0 win over Mississippi Valley State of the FCS.

The win was the largest shutout victory in 65 years, and the largest margin of victory in 55 years. The Lobos rolled up 511 yards while allowing just 74. The game actually opened up with the Delta Devils holding UNM to a three-and-out, forcing a punt. That punt was the only punt of the game as UNM scored on its next nine drives.

UNM opened the scoring with a 28-yard touchdown run from Lamar Jordan, who also went a perfect 7-for-7 passing on the evening. The Lobos then caught a break when a Romell Jordan fumble rolled into the end zone for a touchdown when starting left tackle Reno Henderson fell on the ball. It marked the first touchdown by an offensive lineman in at least 40 years. UNM then scored 17 seconds later after a fumble when Jhurrell Pressley darted in, and the rout was on.

Tyrone Owens scored two second quarter touchdowns, David Anaya added one in the third, and Daryl Chestnut's first two career carries went for 64- and 37-yard scores. Travis Green ended the scoring with a 32-yard touchdown on an interception return.

Kicker Jason Sanders, who won the placekicking job in camp, was 9-for-9 on extra points and hit a 28-yard field goal.

TEAM NOTES:

- *Attendance, despite a downpour right before the game, was 21,930. UNM's season tickets sales hit 10,277.
- *New Mexico's 38 first half points were tied for the ninth-most in school history for any half and tied for the sixth-most in school history for a first half.
- *UNM's eight rushing touchdowns tied the school record for rushing touchdowns in a game. UNM had previously done it four other times, the last against San Diego State on October 18, 2008 in a 70-7 Lobo win. It also tied the Mountain West record for rushing touchdowns in a game.
- *New Mexico held Mississippi Valley State to 26 yards rushing. The last time UNM allowed fewer than 100 yards rushing was in 2012 when the Lobos held Wyoming to just 55 yards.
- *It was the third time Bob Davie's team has scored 66 points (66-17 vs. NMSU in 2013, 66-17 vs. Southern in 2012).

UNIVERSITY OF NEW MEXICO FOOTBALL




40 **GAME 2 - SEPT. 12, 2015**
ALBUQUERQUE, N.M.
ATT: 24,167

21

ALBUQUERQUE, N.M. — The University of Tulsa was consistent, scoring 10 points in each quarter as New Mexico made a rash of uncharacteristic mistakes and lost to the Golden Hurricane 40-21 in front of 24,167 on Branch Field at University Stadium.

The game saw the lead see-saw back in forth in the opening half. UNM opened the scoring with a quick and efficient six-play drive, all on the ground with the last 13 from Teriyon Gipson, but Tulsa answered right back, and even faster. The Golden Hurricane got a 69-yard pass from Dane Evans for Josh Atkinson on their third play for a 7-7 game. After the first of four Redford Jones field goals made it 10-7, Lamar Jordan hit Dameon Gamblin for a 62-yard touchdown and UNM led 14-10 after one. Tulsa took the lead for good on another long Evans pass, this 41 yards for Kevan Lucas for a 17-14 lead.

Tulsa eventually was up 23-14 in the third when UNM got closer on a 4-yard Gipson run, and then after a stop, the Lobos had a chance for the lead but Jason Sanders missed from 42-yards out. Tulsa then went out and scored to make it 30-21 on a 1-yard run by D'Angelo Brewer.

After Jones' fourth field goal made it 33-21, it looked like UNM got within a score on a diving touchdown catch by Carlos Wiggins, but UNM was called for an illegal shift, its 13th and penultimate penalty of the game. On the next play, Jordan was intercepted, and it was all academic after that.

The Lobos did get a career night from receiver Dameon Gamblin, who caught a career-high eight passes for a career-best 131 yards. He also added 42 yards rushing on four carries.

TEAM NOTES:

- *New Mexico's second TD drive of the second quarter was actually 101 yards due to penalties.
- *New Mexico was shutout in a quarter for the first time this season when they didn't score in the second quarter.
- *The 154 penalty yards were the first time going over 100 yards since October 9, 2010 when the Lobos had 115 yards in penalties at New Mexico State. It actually was the most since 159 penalty yards against New Mexico State (on 15 penalties) in a 28-27 loss to the Aggies on September 19, 1998.
- *The nine penalties in the first half were tied for the most in any entire game in the Davie era. UNM had nine at Texas in 2012. Of the nine penalties in the first half, seven were personal fouls. UNM's total of 154 penalty yards nearly doubled the previous high under Bob Davie, which was 79 in 2012 against Texas.

Box Score (Final)
The Automated ScoreBook
Miss. Valley State vs New Mexico (Sep 05, 2015 at Albuquerque, N.M.)

Score by Quarters	1	2	3	4	Total
Miss. Valley State	0	0	0	0	0
New Mexico	21	17	21	7	66

Qtr	Time	Scoring play
1st	08:08	NM - JORDAN, Lamar 28 yd run (SANDERS, Jason kick), 4-72 1:19
	02:38	NM - HENDERSON, Reno 0 yd fumble recovery (SANDERS, Jason kick), 9-74 3:14
	02:21	NM - PRESSLEY, Jhurrell 7 yd run (SANDERS, Jason kick), 1-7 0:04
2nd	13:26	NM - OWENS, Tyrone 8 yd run (SANDERS, Jason kick), 7-34 2:47
	08:43	NM - OWENS, Tyrone 1 yd run (SANDERS, Jason kick), 6-32 2:41
	00:32	NM - SANDERS, Jason 28 yd field goal, 14-69 2:55
3rd	10:28	NM - ANAYA, David 1 yd run (SANDERS, Jason kick), 4-45 1:13
	05:47	NM - CHESTNUT, Daryl 64 yd run (SANDERS, Jason kick), 3-73 1:18
	02:28	NM - CHESTNUT, Daryl 37 yd run (SANDERS, Jason kick), 4-50 1:41
4th	08:33	NM - GREEN, Travis 32 yd interception return (SANDERS, Jason kick)

	MVSU	NM
FIRST DOWNS	8	26
RUSHES-YARDS (NET)	40-26	52-339
PASSING YDS (NET)	48	172
Passes Att-Comp-Int	16-6-1	19-12-0
TOTAL OFFENSE PLAYS-YARDS	56-74	71-511
Fumble Returns-Yards	0-0	0-0
Punt Returns-Yards	0-0	3-17
Kickoff Returns-Yards	6-122	1-32
Interception Returns-Yards	0-0	1-32
Punts (Number-Avg)	9-35.1	1-42.0
Fumbles-Lost	2-2	2-0
Penalties-Yards	9-50	6-55
Possession Time	32:40	27:20
Third-Down Conversions	4 of 14	5 of 10
Fourth-Down Conversions	1 of 1	2 of 3
Red-Zone Scores-Chances	0-1	6-7
Sacks By: Number-Yards	13-40	6-45

RUSHING: Miss. Valley State-Stokes, Jr., Th 13-40; Scott, Dontrine 2-13; Price, Tre 3-8; Howard, Demariu 1-4; Foster, Gregory 1-2; Barron, Terrenc 1-1; Chambers, Booke 2-0; Dobson, Jeremy 5-minus 12; Peterson, Quant 12-minus 30. New Mexico-CHESTNUT, Daryl 6-108; JORDAN, Lamar 5-62; McQUARLEY, Richard 11-53; PRESSLEY, Jhurrell 10-47; JORDAN, Romel 5-33; ANAYA, David 2-12; OWENS, Tyrone 3-11; GAMBLIN, Dameon 2-11; WOODHOUSE, Diqun 5-5; TEAM 2-minus 10; HENDERSON, Reno 0-0; WIGGINS, Carlos 0-7.

PASSING: Miss. Valley State-Peterson, Quant 1-9-1-10; Scott, Dontrine 5-7-0-38. New Mexico-APODOCA, Austin 5-12-0-69; JORDAN, Lamar 7-7-0-103.

RECEIVING: Miss. Valley State-Howard, Demariu 2-18; Daniels, Keenan 2-12; Stokes, Jr., Th 1-10; Bryant, Jessie 1-8. New Mexico-GAMBLIN, Dameon 3-45; HART-JOHNSON, Delane 2-25; DAVIS, Chris 2-19; WIGGINS, Carlos 2-19; WHITE, Reece 1-26; JONES, Ridge 1-21; QUARELLS, Matt 1-17.

INTERCEPTIONS: Miss. Valley State-None. New Mexico-GREEN, Travis 1-32.

FUMBLES: Miss. Valley State-Chambers, Booke 1-1; Peterson, Quant 1-1. New Mexico-JORDAN, Romell 1-0; WOODHOUSE, Diqun 1-0.

Miss. Valley State (0-1) vs. New Mexico (1-0)
Date: Sep 05, 2015 • Site: Albuquerque, N.M. • Stadium: University Stadium
Attendance: 21930

Kickoff time: 6:05 pm • End of Game: 9:10 • Total elapsed time: 3:05
Officials: Referee: Dan Lewis; Umpire: Phillip Anaya; Linesman: Tim Crowley;
Line Judge: Gerald Woodruff; Back Judge: Bobby Lynn; Field Judge: Allan Nicholson;
Side Judge: Bill Roberts; Center Judge: Anthony Carter;
Temperature: 79 • Wind: SW 9mph • Weather: Showers

Box Score (Final)
The Automated ScoreBook
Tulsa vs New Mexico (Sep 12, 2015 at Albuquerque, N.M.)

Score by Quarters	1	2	3	4	Total
Tulsa	10	10	10	10	40
New Mexico	14	0	7	0	21

Qtr	Time	Scoring play
1st	12:12	NM - GIPSON, Teriyon 13 yd run (SANDERS, Jason kick), 6-75 2:48
	11:26	TLS - ATKINSON, Josh 69 yd pass from EVANS, Dane (JONES, Redford kick), 3-75 0:46
	07:56	TLS - JONES, Redford 34 yd field goal, 8-56 2:18
	02:42	NM - GAMBLIN, Dameon 62 yd pass from JORDAN, Lamar (SANDERS, Jason kick), 11-75 5:14
2nd	11:30	TLS - LUCAS, Kevan 41 yd pass from EVANS, Dane (JONES, Redford kick), 3-58 0:45
	03:56	TLS - JONES, Redford 22 yd field goal, 14-68 5:44
	12:00	TLS - JONES, Redford 23 yd field goal, 12-69 3:00
3rd	09:54	NM - GIPSON, Teriyon 4 yd run (SANDERS, Jason kick), 6-63 1:58
	03:02	TLS - BREWER, D'Angelo 1 yd run (JONES, Redford kick), 8-75 1:56
4th	10:40	TLS - JONES, Redford 24 yd field goal, 7-35 1:45
	04:07	TLS - LANGER, Zack 5 yd run (JONES, Redford kick), 9-63 3:17

	TLS	NM
FIRST DOWNS	31	18
RUSHES-YARDS (NET)	59-279	47-224
PASSING YDS (NET)	321	166
Passes Att-Comp-Int	30-16-0	21-11-1
TOTAL OFFENSE PLAYS-YARDS	89-600	68-390
Fumble Returns-Yards	0-0	0-0
Punt Returns-Yards	1-0	0-0
Kickoff Returns-Yards	0-0	5-110
Interception Returns-Yards	1-14	0-0
Punts (Number-Avg)	3-37.3	6-44.3
Fumbles-Lost	1-1	2-1
Penalties-Yards	7-56	14-154
Possession Time	30:56	29:04
Third-Down Conversions	9 of 18	4 of 15
Fourth-Down Conversions	0 of 1	2 of 3
Red-Zone Scores-Chances	6-7	2-2
Sacks By: Number-Yards	1-5	2-19

RUSHING: Tulsa-LANGER, Zack 33-139; BREWER, D'Angelo 20-133; LUCAS, Kevan 2-20; EVANS, Dane 4-minus 13. New Mexico-GIPSON, Teriyon 9-71; GAMBLIN, Dameon 4-42; PRESSLEY, Jhurrell 11-42; JORDAN, Lamar 9-35; WIGGINS, Carlos 3-33; ROGERS, Zack 2-10; OWENS, Tyrone 4-3; McQUARLEY, Richard 1-2; CHESTNUT, Daryl 2-minus 5; APODOCA, Austin 2-minus 9.

PASSING: Tulsa-EVANS, Dane 16-30-0-321. New Mexico-JORDAN, Lamar 8-14-1-141; APODOCA, Austin 3-7-0-25.

RECEIVING: Tulsa-GARRETT, Keyarris 7-102; LUCAS, Kevan 4-65; ATKINSON, Josh 3-119; FLOYD, Conner 1-26; DIXON, Mandel 1-9. New Mexico-GAMBLIN, Dameon 8-131; WIGGINS, Carlos 1-39; HART-JOHNSON, Delane 1-minus 2; GIPSON, Teriyon 1-minus 2.

INTERCEPTIONS: Tulsa-THOMAS, Kerwin 1-14. New Mexico-None.

FUMBLES: Tulsa-LOUIE, Bishop 1-1. New Mexico-CHESTNUT, Daryl 1-0; GIPSON, Teriyon 1-1.

Tulsa (2-0) vs. New Mexico (1-1)
Date: Sep 12, 2015 • Site: Albuquerque, N.M. • Stadium: University Stadium
Attendance: 24167

Kickoff time: 6:04 pm • End of Game: 9:18 • Total elapsed time: 3:14
Officials: Referee: Todd LaPenta; Umpire: Jeffrey Akers; Linesman: Jeremy McCurley;
Line Judge: Charles Twiddy; Back Judge: Mike Griffith; Field Judge: Rick Santilli;
Side Judge: Ben Vasconcelis; Center Judge: Terry Killens;
Temperature: 91 • Wind: none • Weather: Perfect

SEASON BOX SCORES



10

GAME 3 - SEPT. 18, 2015

TEMPE, ARIZ.

ATT: 43,310

34

UNIVERSITY OF NEW MEXICO FOOTBALL



38

GAME 4 - SEPT. 26, 2015

LARAMIE, WYO.

ATT: 18,723

28

Tempe, Ariz. --- The New Mexico Lobos had a promising opening half but a pair of touchdowns sandwiched around halftime put the Sun Devils up 17-0 and they went on the outlast UNM 34-10 in the first road game of the season for New Mexico.

The Lobos (1-2) held defensively on its opening two drives with a pair of 3-and-outs, allowing just two yards of offense. UNM offensively was able to pick up first downs but not get into scoring range. The Sun Devils had the only score in the first 29 minutes on a Zane Gonzalez 22-yard field goal. UNM held on that drive that saw ASU (2-1) have first and goal at the 1-yard line.

UNM drove down into scoring range behind Austin Apodaca for a shot at a tying 35-yard field goal, but it was pushed wide right by Jason Sanders. ASU then went 80 yards in eight plays and scored on a 14-yard pass with 37 seconds left to take a 10-0 lead into the half.

The Sun Devil then got the opening second half kick and drove 66 yards in five plays and went up 17-0 on a 33-yard pass.

UNM answered with a career-long 65-yard touchdown up the gut by Tyrone Owens. After ASU answered with a touchdown of its own, Sanders atoned for his earlier miss with a 32-yard field goal to make it 24-10.

A huge swing came in the fourth when it looked like UNM had a safety after Mike Bercovici on heavy pressure from Garrett Hughes threw a ball into the turf at his 3-yard line, but the play was ruled to have gone beyond the line of scrimmage. ASU hurried to the line and Bercovici scrambled and hit Demario Richard for a 93-yard TD on what amounted to a broken play to make it 31-10.

UNM, after an ASU field goal, drove into scoring territory, but Apodaca was intercepted in the end zone on a pass intended for Reece White. Each team punted once after that and ASU took a knee at its own 4-yard line to end the game. Overall, UNM was outgained 449-296. The Lobo defense had five three-and-outs and twice held ASU to field goals in the red zone.

UNM opens conference play with Wyoming next Saturday in Laramie at 1 p.m. on ROOT Sports.

LARAMIE, Wyo. --- The University of New Mexico got 147 yards rushing and 107 yards passing from Lamar Jordan and UNM's defense allowed just 42 yards rushing and had a pair of fourth quarter interceptions as Lobos went on the road and won 38-28 at Wyoming in the Mountain West opener for both teams.

The win for the Lobos ended a nine-game losing streak in Mountain West openers and it gives the Lobos a two-game conference winning streak dating back to last year, both wins coming over Wyoming.

The day got off to a rousing start two plays into the game when Lamar Jordan raced for a 56-yard untouched touchdown just 46 seconds into the game. UNM went up 14-0 in the first quarter when Jhurrell Pressley, who went over the 2,000-yard mark for his career in the game, bounced one to the outside for a 19-yard touchdown.

Wyoming got it to 14-7 on the first of four Cameron Coffman touchdown passes, but that would be as close as they would get. A 64-yard Jordan to Carlos Wiggins touchdown strike made it 21-7 and Richard McQuarley scored his first career touchdown from three yards out for a 28-7 lead.

Up 28-14 in the second half, UNM got a stop on third-and-one at midfield and Wyoming elected to punt the ball away. The Lobos took that punt and drove to the Wyoming 43, facing a fourth-and-one of their own. UNM elected to go for it, and McQuarley raced 43 yards for a touchdown and an insurmountable 35-14 lead.

Wyoming got a touchdown on a replay reversal late in the third quarter to make it 35-21, but UNM got interceptions on back-to-back offensive plays for Wyoming to seal it. First Markel Byrd made a leaping snag at the UNM 21-yard line to thwart a possession, and then Dakota Cox, who had a career-high 3.5 tackles for loss, picked off a pass inside the Wyoming 20 that led to a Jason Sanders field goal.

Wyoming closed the scoring with a ricochet touchdown that bounced into the unsuspecting hands of Josh Harshman with 43 seconds left. UNM recovered the outside kick and ran out the clock.

Box Score (Final) The Automated ScoreBook New Mexico vs Arizona State (Sep 18, 2015 at Tempe, Ariz.)

Score by Quarters	1	2	3	4	Total
New Mexico	0	0	10	0	10
Arizona State	0	10	14	10	34

Qtr Time Scoring play

2nd	11:26	ASU - Gonzalez, Zane 22 yd field goal, 17-74 5:13
	00:37	ASU - White, Tim 14 yd pass from Bercovici, Mike (Gonzalez, Zane kick), 8-80 1:59
3rd	12:55	ASU - Richard, Demario 33 yd pass from Bercovici, Mike (Gonzalez, Zane kick), 5-66 1:59
	11:15	NM - OWENS, Tyrone 65 yd run (SANDERS, Jason kick), 4-75 1:40
	05:46	ASU - Bercovici, Mike 8 yd run (Gonzalez, Zane kick), 8-63 2:47
	01:44	NM - SANDERS, Jason 32 yd field goal, 6-7 2:29
4th	13:26	ASU - Richard, Demario 93 yd pass from Bercovici, Mike (Gonzalez, Zane kick), 3-93 0:28
	06:55	ASU - Gonzalez, Zane 24 yd field goal, 8-44 2:54

	NM	ASU
FIRST DOWNS	15	19
RUSHES-YARDS (NET)	47-184	30-132
PASSING YDS (NET)	111	317
Passes Att-Comp-Int	29-12-1	37-22-0
TOTAL OFFENSE PLAYS-YARDS	76-295	67-449
Fumble Returns-Yards	0-0	0-0
Punt Returns-Yards	1-7	2-2
Kickoff Returns-Yards	3-48	1-34
Interception Returns-Yards	0-0	1-0
Punts (Number-Avg)	9-42.4	6-45.7
Fumbles-Lost	0-0	2-1
Penalties-Yards	5-35	3-25
Possession Time	36:21	23:39
Third-Down Conversions	9 of 21	6 of 15
Fourth-Down Conversions	1 of 1	1 of 1
Red-Zone Scores-Chances	1-2	4-4
Sacks By: Number-Yards	1-11	2-10

RUSHING: New Mexico-OWENS, Tyrone 4-72; PRESSLEY, Jhurrell 17-56; GIPSON, Teriyon 10-35; ANAYA, David 3-22; JORDAN, Lamar 6-3; McQUARLEY, Richard 3-3; APODOCA, Austin 3-minus 2; GAMBLIN, Dameon 1-minus 5. Arizona State-Richard, Demario 15-104; Bercovici, Mike 8-15; Foster, D.J. 5-8; Brimhall, Jacom 1-6; TEAM 1-minus 1.

PASSING: New Mexico-APODOCA, Austin 8-18-1-89; JORDAN, Lamar 4-11-0-22. Arizona State-Bercovici, Mike 22-37-0-317.

RECEIVING: New Mexico-GAMBLIN, Dameon 4-54; WHITE, Reece 2-22; WIGGINS, Carlos 2-18; DAVIS, Chris 1-12; HART-JOHNSON, Delane 1-2; CHESTNUT, Daryl 1-2; GIPSON, Teriyon 1-1. Arizona State-Richard, Demario 4-151; Lucien, Devin 4-43; White, Tim 4-42; Foster, D.J. 4-16; Kohl, Kody 3-23; Jefferson, Ellis 2-18; Chambers, Gary 1-24.

INTERCEPTIONS: New Mexico-None. Arizona State-Simone, Jordan 1-0.

FUMBLES: New Mexico-None. Arizona State-White, Tim 1-1; Bercovici, Mike 1-0.

New Mexico (1-2) vs. Arizona State (2-1)
Date: Sep 18, 2015 • Site: Tempe, Ariz. • Stadium: Sun Devil Stadium
Attendance: 43310

Kickoff time: 7:07 pm • End of Game: 10:18 • Total elapsed time: 3:11
Officials: Referee: L. Clark; Umpire: M. Jordan; Linesman: B. Day;
Line Judge: J. Robinson; Back Judge: J. Nelson; Field Judge: J. Morton;
Side Judge: B. Hulscher; Center Judge: J. Love;
Temperature: 96 • Wind: WNW 9 • Weather: Partly Cloudy

Box Score (Final) The Automated ScoreBook New Mexico vs Wyoming (Sep 26, 2015 at LARAMIE, Wyo.)

Score by Quarters	1	2	3	4	Total
New Mexico	14	14	7	3	38
Wyoming	0	14	7	7	28

Qtr Time Scoring play

1st	14:14	NM - JORDAN, Lamar 56 yd run (SANDERS, Jason kick), 2-69 0:46
	02:41	NM - PRESSLEY, Jhurrell 19 yd run (SANDERS, Jason kick), 7-75 3:15
2nd	11:54	WY - WICK, Shaun 13 yd pass from COFFMAN, C. (BAILEY, Tristan kick), 11-75 5:47
	06:18	NM - WIGGINS, Carlos 64 yd pass from JORDAN, Lamar (SANDERS, Jason kick), 1-64 0:12
	01:21	NM - McQUARLEY, Richard 3 yd run (SANDERS, Jason kick), 7-61 3:21
	00:26	WY - HOLLISTER, J. 14 yd pass from COFFMAN, C. (BAILEY, Tristan kick), 7-75 0:55
3rd	07:43	NM - McQUARLEY, Richard 43 yd run (SANDERS, Jason kick), 7-80 3:36
	03:25	WY - GENTRY, Tanner 11 yd pass from COFFMAN, C. (BAILEY, Tristan kick), 8-75 4:18
4th	05:19	NM - SANDERS, Jason 22 yd field goal, 4-5 2:05
	00:43	WY - HARSHMAN, Josh 26 yd pass from COFFMAN, C. (BAILEY, Tristan kick), 8-59 1:12

	NM	WY
FIRST DOWNS	15	26
RUSHES-YARDS (NET)	47-302	30-42
PASSING YDS (NET)	107	366
Passes Att-Comp-Int	8-5-0	42-30-2
TOTAL OFFENSE PLAYS-YARDS	55-409	72-408
Fumble Returns-Yards	0-0	0-0
Punt Returns-Yards	0-0	1-9
Kickoff Returns-Yards	2-45	0-0
Interception Returns-Yards	2-8	0-0
Punts (Number-Avg)	5-39.6	5-41.4
Fumbles-Lost	0-0	1-0
Penalties-Yards	6-69	10-98
Possession Time	29:51	30:09
Third-Down Conversions	5 of 12	7 of 14
Fourth-Down Conversions	1 of 1	1 of 2
Red-Zone Scores-Chances	3-3	3-4
Sacks By: Number-Yards	3-22	0-0

RUSHING: New Mexico-JORDAN, Lamar 15-147; PRESSLEY, Jhurrell 17-103; McQUARLEY, Richard 5-55; GIPSON, Teriyon 4-7; OWENS, Tyrone 1-2; ANAYA, David 2-2; TEAM 3-minus 14. Wyoming-HILL, Brian 18-49; TAPSCOTT, Josh 1-3; WICK, Shaun 5-minus 2; COFFMAN, C. 6-minus 8.

PASSING: New Mexico-JORDAN, Lamar 5-8-0-107. Wyoming-COFFMAN, C. 30-42-2-366.

RECEIVING: New Mexico-WIGGINS, Carlos 1-64; BUNDY, Marquis 1-20; HART-JOHNSON, Delane 1-11; JONES, Ridge 1-8; GIPSON, Teriyon 1-4. Wyoming-GENTRY, Tanner 9-130; MAULHARDT, Jake 7-67; HOLLISTER, J. 1-0; WICK, Shaun 3-35; PRICE, James 2-26; HARSHMAN, Josh 1-26; OVERSTREET, K. 1-11; VAN MAANEN, D. 1-0; HILL, Brian 1-minus 4.

INTERCEPTIONS: New Mexico-COX, Dakota 1-8; BYRD, Markel 1-0. Wyoming-None.

FUMBLES: New Mexico-None. Wyoming-PRICE, James 1-0.

New Mexico (2-2, 1-0) vs. Wyoming (0-4, 0-1)
Date: Sep 26, 2015 • Site: LARAMIE, Wyo. • Stadium: War Memorial Stadium
Attendance: 18723

Kickoff time: 1:08 pm • End of Game: 4:10 pm • Total elapsed time: 3:02
Officials: Referee: C. Castleberry; Umpire: Jim Adams; Linesman: Bill Scott;
Line Judge: Frank LeBlanc; Back Judge: Joe Wetzel; Field Judge: Randy Smith;
Side Judge: Fulton Carson; Center Judge: Stacy Hardin;
Temperature: 77 • Wind: S NW • Weather: Sunny

SEASON BOX SCORES



28

GAME 5 - OCT. 3, 2015
ALBUQUERQUE, N.M.
ATT: 30,900

39

UNIVERSITY OF NEW MEXICO FOOTBALL



17

GAME 6 - OCT. 10, 2015
RENO, NEV.
ATT: 20,426

35

ALBUQUERQUE, N.M. --- Down 29-14 after a third quarter field goal, UNM stormed back scoring the final 24 points as the Lobos won the 106th installment of the Rio Grande Rivalry 38-29 over New Mexico State, UNM's fourth straight win in the series and pushing the Lobos over .500 at 3-2 for the season.

The Lobo defense came up huge in the second half, holding New Mexico State to just 62 yards and three points which came after Carlos Wiggins fumbled the opening second half kickoff. While NMSU turned that fumble into a field goal, the Aggies would pick up just 51 yards the rest of the half.

From there, the comeback was on. Wiggins atoned for his fumble with a 34-yard return to set up UNM at the Aggie 40, and the Lobos went 10 plays and scored on a 6-yard Richard McQuarley run. Lamar Jordan added a two-point conversion run to cut the lead to 29-22. After a three-and-out, one of six in the game for UNM, the Lobos took advantage of good field position again when Jhurell Pressley raced 32 yards to tie the game up at 29.

UNM had a shot at the lead by Jason Sanders' 42-yard field goal attempt was pushed just wide by a strong wind, but UNM got the ball right back and Teriyon Gipson gave UNM the lead for good with 10:19 to go on a 36-yard touchdown run.

Tyler Rogers, NMSU's starting quarterback, went out with an injury and UNM forced back-up Nick Jeanty into several mistakes, including an interception by Cranston Jones and a safety to close the scoring. UNM recovered the last ditch inside kick to seal the win.

UNM had a 14-7 lead in the first quarter, scoring twice after an opening drive score for the Aggie. First, Lamar Jordan raced and danced his way to a 70-yard touchdown run, the longest of his career. After a booming Zack Rogers 69-yard punt to the 4-yard line, Lee Crosby forced a fumble by Rose in the end zone that he recovered for a touchdown and the 14-7 lead. NMSU would score the next 22 points before UNM mounted its comeback.

RENO, Nev. --- The University of Nevada rushed for 351 yards and got four touchdowns from quarterback Tyler Stewart, two rushing, two throwing as the Wolf Pack ended UNM's bid for its first 2-0 conference start since 1997 with a 35-17 win over New Mexico.

The Lobos (3-3, 1-1 MW) were shooting for a third straight win for the first time since the 2007 season. The Lobo offense never really got rolling, picking up just 273 yards of offense, its lowest total of the season. UNM's only offensive touchdown came when Teriyon Gipson went up the middle, cut right and outraced everyone for a 38-yard touchdown to give UNM a 10-7 lead. It was short-lived as Nevada marched down the field in four plays to take the lead for good at 14-10.

Lamar Jordan, who had back-to-back 100-yard rushing games, could only muster 22 on eight carries. He was 9-for-12 passing for 56 yards. With UNM down 28-17, the Lobos turned to Austin Apodaca, and he had his best game of his Lobo career, going 10-for-12 for 82 yards and an interception. Down 28-17, it looked like Apodaca had thrown his first touchdown pass as a Lobo, but diving for the goal line, Dameon Gamblin fumbled into the end zone, where it was recovered by the Wolf Pack for a touchback, effectively ending UNM's comeback bid.

UNM was down 21-10 entering the fourth quarter, and things looked bleak with Nevada inside the UNM red zone, but Nias Martin recovered a Stewart fumble and returned it 77 yards for a touchdown to make it 21-17. Nevada again had an answer, getting set up on first and goal after a pass interference penalty in the end zone and then getting a shot touchdown pass from Stewart to Jarred Gipson. That's when Apodaca came into the game in relief of Lamar Jordan.

UNM opened the scoring with a 42-yard field goal from Zack Rogers after his punt hit an upback and Reece White recovered it at the Nevada 25.

The Lobo defense didn't record a sack for the first time this season but score for the second straight game. Nevada outgained UNM 517-273. Nevada also racked up 30 first downs to 14 for UNM.

The Lobos return home to host Hawai'i at Branch Field at University Stadium at 5 p.m. in a game shown on both ROOT SPORTS and Oceanic back to Hawaii.



Box Score (Final) The Automated ScoreBook New Mexico State vs New Mexico (Oct 03, 2015 at Albuquerque, N.M)

Score by Quarters	1	2	3	4	Total
New Mexico State	17	9	3	0	29
New Mexico	14	0	15	9	38

Qtr Time Scoring play

1st	13:46	NMSU - Rose III, Larry 63 yd run (Davidson, P kick), 5-75 1:14
	12:46	NM - JORDAN, Lamar 70 yd run (SANDERS, Jason kick), 3-75 1:00
	06:38	NM - CROSBY, Lee 0 yd fumble recovery (SANDERS, Jason kick)
	05:30	NMSU - Rose III, Larry 67 yd run (Davidson, P kick), 3-75 1:08
	02:35	NMSU - Davidson, P 41 yd field goal, 4-2 1:47
2nd	04:43	NMSU - Rose III, Larry 51 yd run (Davidson, P kick failed), 2-53 0:30
	00:01	NMSU - Davidson, P 25 yd field goal, 5-75 0:35
3rd	11:40	NMSU - Davidson, P 39 yd field goal, 8-11 3:20
	06:30	NM - McQUARLEY, Richard 6 yd run (JORDAN, Lamar rush), 10-40 5:03
	02:41	NM - PRESSLEY, Jhurell 32 yd run (SANDERS, Jason kick), 4-48 1:54
4th	10:19	NM - GIPSON, Teriyon 36 yd run (SANDERS, Jason kick), 2-78 0:18
	02:00	NM - TEAM safety

	NMSU	NM
FIRST DOWNS	14	21
RUSHES-YARDS (NET)	39-308	61-401
PASSING YDS (NET)	108	45
Passes Att-Comp-Int	28-12-2	17-5-1
TOTAL OFFENSE PLAYS-YARDS	67-416	78-446
Fumble Returns-Yards	0-0	0-0
Punt Returns-Yards	1-7	1-0
Kickoff Returns-Yards	1-18	4-78
Interception Returns-Yards	1-0	2-15
Punts (Number-Avg)	5-47.6	6-42.0
Fumbles-Lost	1-1	2-1
Penalties-Yards	7-39	4-27
Possession Time	25:56	34:04
Third-Down Conversions	4 of 16	6 of 17
Fourth-Down Conversions	1 of 4	2 of 2
Red-Zone Scores-Chances	2-3	1-2
Sacks By: Number-Yards	0-0	7-38

RUSHING: New Mexico State-Rose III, Larry 21-260; Rogers, Tyler 11-41; Jeanty, Nick 5-17; Hall, Xavier 1-0; Morgan, T 1-minus 10. New Mexico-JORDAN, Lamar 16-157; GIPSON, Teriyon 19-142; PRESSLEY, Jhurell 18-99; McQUARLEY, Richard 4-14; ANAYA, David 1-5; TEAM 3-minus 16.

PASSING: New Mexico State-Rogers, Tyler 12-24-1-108; Jeanty, Nick 0-4-1-0; Morgan, T 0-0-0-0. New Mexico-JORDAN, Lamar 5-17-1-45.

RECEIVING: New Mexico State-Taylor, Tyrain 3-44; Morgan, T 3-15; Hogan, Gregory 2-28; Moore, Rayvean 2-16; Bergstrom, J 1-3; Bowen, Joshua 1-2. New Mexico-BUNNY, Marquis 2-15; HART-JOHNSON, Delane 1-12; GAMBLIN, Dameon 1-12; GIPSON, Teriyon 1-6.

INTERCEPTIONS: New Mexico State-Hogan, Gregory 1-0. New Mexico-JONES, Cranston 1-15; BYRD, Markel 1-0.

FUMBLES: New Mexico State-Rose III, Larry 1-1. New Mexico-GIPSON, Teriyon 1-0; WIGGINS, Carlos 1-1.

New Mexico State (0-4) vs. New Mexico (3-2)
 Date: Oct 03, 2015 • Site: Albuquerque, N.M • Stadium: University Stadium
 Attendance: 30900

Kickoff time: 6:08 pm • End of Game: 9:28 • Total elapsed time: 3:20
 Officials: Referee: Jason Autrey; Umpire: Tyrone Blanks; Linesman: Bill Grier;
 Line Judge: Chris Conway; Back Judge: Wayne Gautney; Field Judge: Dan Moore;
 Side Judge: Fred Wiedower; Center Judge: Michael Prowell;
 Temperature: 74 • Wind: S @ 11 • Weather: Partly Sunny



Box Score (Final) The Automated ScoreBook New Mexico vs Nevada (Oct 10, 2015 at Reno, Nev.)

Score by Quarters	1	2	3	4	Total
New Mexico	3	7	0	7	17
Nevada	0	14	7	14	35

Qtr Time Scoring play

1st	09:36	NM - ROGERS, Zack 42 yd field goal, 4-0 1:11
2nd	08:54	NV - STEWART, Tyler 13 yd run (ZUZO, Brent kick), 8-80 3:09
	03:42	NM - GIPSON, Teriyon 38 yd run (ROGERS, Zack kick), 10-75 5:12
	02:37	NV - BUTLER, James 15 yd run (ZUZO, Brent kick), 4-75 1:05
3rd	03:00	NV - STEWART, Tyler 10 yd run (ZUZO, Brent kick), 9-83 3:51
4th	14:47	NM - MARTIN, Nias 77 yd fumble recovery (ROGERS, Zack kick)
	13:02	NV - GIPSON, Jarred 8 yd pass from STEWART, Tyler (ZUZO, Brent kick), 4-75 1:40
	01:18	NV - RICHARDSON, J. 27 yd pass from STEWART, Tyler (ZUZO, Brent kick), 13-80 6:42

	NM	NV
FIRST DOWNS	14	30
RUSHES-YARDS (NET)	37-135	54-351
PASSING YDS (NET)	138	166
Passes Att-Comp-Int	24-19-1	19-16-0
TOTAL OFFENSE PLAYS-YARDS	61-273	73-517
Fumble Returns-Yards	1-77	0-0
Punt Returns-Yards	0-0	2-1
Kickoff Returns-Yards	2-25	1-25
Interception Returns-Yards	0-0	1-2
Punts (Number-Avg)	7-41.6	3-39.0
Fumbles-Lost	1-1	2-2
Penalties-Yards	5-60	1-5
Possession Time	28:31	31:29
Third-Down Conversions	5 of 15	5 of 10
Fourth-Down Conversions	2 of 2	1 of 2
Red-Zone Scores-Chances	0-1	4-5
Sacks By: Number-Yards	0-0	0-0

RUSHING: New Mexico-GIPSON, Teriyon 11-68; JORDAN, Lamar 8-22; OWENS, Tyrone 3-15; PRESSLEY, Jhurell 5-13; WIGGINS, Carlos 1-7; McQUARLEY, Richard 4-7; APODOCA, Austin 1-4; JORDAN, Romell 1-2; ANAYA, David 1-0; GAMBLIN, Dameon 1-minus 1; CHESTNUT, Daryl 1-minus 2. Nevada-JACKSON, Don 22-152; BUTLER, James 21-145; STEWART, Tyler 9-57; TEAM 2-minus 3.

PASSING: New Mexico-APODOCA, Austin 10-12-1-82; JORDAN, Lamar 9-12-0-56. Nevada-STEWART, Tyler 16-19-0-166.

RECEIVING: New Mexico-GAMBLIN, Dameon 8-71; GIPSON, Teriyon 4-29; HART-JOHNSON, Delane 2-20; WHITE, Reece 2-13; JORDAN, Romell 1-7; REED, Patrick 1-1; JONES, Ridge 1-minus 3. Nevada-RICHARDSON, J. 9-121; GIPSON, Jarred 2-20; DEMPS, Wyatt 2-16; HENDERSON, H. 2-14; BUTLER, James 1-minus 5.

INTERCEPTIONS: New Mexico-None. Nevada-MOODY, Elijah 1-2.

FUMBLES: New Mexico-GAMBLIN, Dameon 1-1. Nevada-MITCHELL, E. 1-1; STEWART, Tyler 1-1.

New Mexico (3-3,1-1) vs. Nevada (3-3,1-1)
 Date: Oct 10, 2015 • Site: Reno, Nev. • Stadium: Mackay Stadium
 Attendance: 20426

Kickoff time: 4 p.m. • End of Game: 6:54 pm • Total elapsed time: 2:54
 Officials: Referee: Eddy Shelton; Umpire: Rick Podraza; Linesman: Rick Smith;
 Line Judge: Keith Garmond; Back Judge: Terry White; Field Judge: Nick Lave;
 Side Judge: Fulton Carson; Center Judge: Stephen Baron;
 Temperature: 82 • Wind: ssw 19 • Weather: clear and sunny

SEASON BOX SCORES

UNIVERSITY OF NEW MEXICO FOOTBALL



27 **GAME 7 - OCT. 17, 2015**
ALBUQUERQUE, N.M.



28 **ATT: 20,541**



21 **GAME 8 - OCT. 24, 2015**
SAN JOSE, CALIF.



31 **ATT: 11,646**

ALBUQUERQUE, N.M. --- Austin Apodaca drove New Mexico 80 yards in just 1:19 on his only drive of the game, hitting Dameon Gamblin for a 28-yard touchdown with 55 seconds left, and Zack Rogers hit the extra point as the Lobos came back from six points down for a thrilling 28-27 victory over Hawai'i. The win improved UNM to 4-3 overall and 2-1 in the Mountain Division, good for a tie for second place.

The drive looked like it would be academic as the Rainbow Warriors (2-5, 0-3 MW) lined up for a chip-shot 22 yard field goal with 2:18 left. However with the score 27-21 Hawai'i, Rigoberto Sanchez, who earlier hit a career-long 49-yarder, was wide left from a tough angle, giving the Lobos one last chance. Apodaca and company made Hawai'i pay dearly for their mistake.

He opened the drive with an 8-yard pass to Gamblin, and then after an incompletion, he somehow flipped a shovel pass before being tackled to Romell Jordan for a first down. He then hit Jordan for eight, had an incompletion and then converted a second third-down with an 11-yard pass to Gamblin to midfield. After a holding penalty moved the ball to the Hawai'i 40, Apocada threw two straight incompletions before hitting Carlos Wiggins on a thread-the-needle sideline route for 12 yards and a first down.

From the 28, he pump-fakes, got the safety to bite and hit Gamblin at the 10, and he raced in to tie the game at 27. After a false start, Zack Rogers hit the extra point to make it 28-27.

Lee Crosby ended the any hope of a Rainbow Warrior comeback with his second pick of the game with three seconds left.

The game marked the second straight home game that UNM came back after trailing at the half, and the second straight home game allowing just three second half points.

UNM gave up a touchdown on the opening drive to Hawai'i, but the Lobos got the seven points right back when Carlos Wiggins housed the ensuing kickoff 100 yards. It extended his UNM and Mountain West record for kickoff return touchdowns to five, and he became the first player in MW history with three 100-yard kickoff returns.

After a Hawai'i field goal, UNM took its only lead until the end on a 2-yard Jhurrell Pressley run to make it 14-10. The lead was short lived as Hawai'i answered right back with second 1-yard touchdown run from Paul Harris. Dylan Collie's 27-yard catch from Ikaika Woosley made it 24-14 at the break.

Down 10, Crosby's first pick of the evening set up UNM inside Hawai'i territory, where starting quarterback Lamar Jordan scrambled and found David Anaya in the end zone on third-and-goal for an 11-yard score to make it a 24-21 game. UNM then allowed only a field goal of 47 yards, setting up Apodaca's winning drive.

SAN JOSE, Calif. --- The University of New Mexico built up a 14-7 second quarter lead, but San Jose State got 263 yards rushing from Tyler Ervin and the Spartans scored 24 unanswered to race past the Lobos 31-21.

The Loss for New Mexico (4-4, 2-2 MW) cost the Lobos a tie for first place in the Mountain Division, but UNM still sits just one game out of first and controls its own destiny for a division title. San Jose State (4-4, 3-2 MW) sits 1.5 games behind leader San Diego State in second place in the West Division, although SDSU has the tiebreaker.

The Lobos didn't get the start it envisioned when Ervin went 71 yards on the second play of the game, but Teriyon Gipson answered just two drives later with a 79-yard run right up the seam for a 7-7 tie. It was his longest career rush and he would finish with nine carries for 99 yards.

UNM went up 14-7 with just 6:25 left in the half when Diquon Woodhouse scored his first career touchdown to put the Lobos up, but UNM wouldn't score again until midway through the fourth. SJSU tied it on the next drive with a 35-yard touchdown on a slant pass, and then after a questionable pass interference penalty kept a drive alive, SJSU got a 25-yard touchdown pass with 18 seconds left in the half for a 21-14 lead.

The game stayed there until Kenny Potter was flushed out of the pocket, and somehow escaped a Lobo rush and scored on a 12-yard dizzying run to make it 28-14. After a field goal made it 31-14, UNM got within 10 when Jhurrell Pressley scored from 4-yards out with 7:46 left in the game, but SJSU chewed up most of the clock and effectively ended the game.

UNM starting quarterback Austin Apodaca was 8-for-20 for 130 yards and an interception, and he rushed for 59 yards in his first start.



Box Score (Final)
The Automated ScoreBook
Hawai'i vs New Mexico (Oct 17, 2015 at Albuquerque, N.M.)

Score by Quarters	1	2	3	4	Total
Hawai'i	10	14	0	3	27
New Mexico	7	7	7	7	28

Qtr Time Scoring play

1st 10:20 UH - HARRIS, Paul 1 yd run (SANCHEZ, R. kick), 13-75 4:40
10:09 NM - WIGGINS, Carlos 100 yd kickoff return (ROGERS, Zack kick)
00:42 UH - SANCHEZ, R. 49 yd field goal, 9-62 3:28
2nd 08:05 NM - PRESSLEY, Jhurrell 2 yd run (ROGERS, Zack kick), 17-82 7:36
04:33 UH - HARRIS, Paul 1 yd run (SANCHEZ, R. kick), 9-79 3:27
01:45 UH - COLLIE, Dylan 27 yd pass from WOOLSEY, Ikaika (SANCHEZ, R. kick), 5-54 1:11
3rd 07:53 NM - ANAYA, David 11 yd pass from JORDAN, Lamar (ROGERS, Zack kick), 7-34 2:55
4th 12:59 UH - SANCHEZ, R. 47 yd field goal, 5-23 2:25
00:55 NM - GAMBLIN, Dameon 28 yd pass from APODOCA, Austin (ROGERS, Zack kick), 10-80 1:19

	UH	NM
FIRST DOWNS	23	28
RUSHES-YARDS (NET)	51-220	53-197
PASSING YDS (NET)	195	195
Passes Att-Comp-Int	25-13-2	26-15-0
TOTAL OFFENSE PLAYS-YARDS	76-415	79-392
Fumble Returns-Yards	0-0	0-0
Punt Returns-Yards	2-10	0-0
Kickoff Returns-Yards	1-19	3-114
Interception Returns-Yards	0-0	2-29
Punts (Number-Avg)	3-44.3	4-39.0
Fumbles-Lost	0-0	3-2
Penalties-Yards	11-94	9-64
Possession Time	29:41	30:19
Third-Down Conversions	10 of 18	9 of 16
Fourth-Down Conversions	0 of 0	1 of 2
Red-Zone Scores-Chances	2-3	2-3
Sacks By: Number-Yards	3-24	1-7

RUSHING: Hawai'i-HARRIS, Paul 25-125; LAKALAKA, S. 16-83; WOOLSEY, Ikaika 9-13; Team 1-minus 1. New Mexico-GIPSON, Teriyon 16-80; PRESSLEY, Jhurrell 13-70; JORDAN, Lamar 15-29; JORDAN, Romell 5-21; ANAYA, David 1-4; MCQUARLEY, Richard 1-2; TEAM 2-minus 9.

PASSING: Hawai'i-WOOLSEY, Ikaika 13-25-2-195. New Mexico-JORDAN, Lamar 9-16-0-125; APODOCA, Austin 6-10-0-70.

RECEIVING: Hawai'i-COLLIE, Dylan 7-113; BERNARD, Isaiah 3-62; STUBBLEFIELD, D 1-9; LAKALAKA, S. 1-7; TORRES, Dakota 1-4. New Mexico-WHITE, Reece 3-72; GAMBLIN, Dameon 3-47; WIGGINS, Carlos 3-29; DAVIS, Chris 2-22; JORDAN, Romell 2-11; ANAYA, David 1-11; GIPSON, Teriyon 1-3.

INTERCEPTIONS: Hawai'i-None. New Mexico-CROSBY, Lee 2-29.

FUMBLES: Hawai'i-None. New Mexico-JORDAN, Lamar 2-1; DAVIS, Chris 1-1.

Hawai'i (2-5, 0-3) vs. New Mexico (4-3, 2-1)
Date: Oct 17, 2015 • Site: Albuquerque, N.M. • Stadium: University Stadium
Attendance: 20541

Kickoff time: 5:08 pm • End of Game: 8:38 • Total elapsed time: 3:30
Officials: Referee: Alan Eck; Umpire: Tab Slaughter; Linesman: Cal McNeill;
Line judge: Steve Hoslett; Back judge: Donnie Aultman; Field judge: Scott Gaines;
Side judge: Anthony Fleming; Center judge: Chris Tallent;



Box Score (Final)
The Automated ScoreBook
New Mexico vs San Jose State (Oct 24, 2015 at San Jose, Calif.)

Score by Quarters	1	2	3	4	Total
New Mexico	7	7	0	7	21
San Jose State	7	14	7	3	31

Qtr Time Scoring play

1st 14:19 SJ - ERVIN, Tyler 71 yd run (LOPEZ, Austin kick), 2-75 0:41
07:34 NM - GIPSON, Teriyon 79 yd run (ROGERS, Zack kick), 1-79 0:13
2nd 06:25 NM - WOODHOUSE, Diquon 4 yd run (ROGERS, Zack kick), 8-52 4:06
03:13 SJ - WILSON, Hansell 35 yd pass from POTTER, Kenny (LOPEZ, Austin kick), 6-89 3:12
00:18 SJ - FREEMAN, Billy 25 yd pass from POTTER, Kenny (LOPEZ, Austin kick), 8-67 1:55
3rd 03:05 SJ - POTTER, Kenny 12 yd run (LOPEZ, Austin kick), 7-51 3:49
4th 09:25 SJ - LOPEZ, Austin 43 yd field goal, 11-65 5:51
07:46 NM - PRESSLEY, Jhurrell 4 yd run (ROGERS, Zack kick), 4-57 1:39

	NM	SJ
FIRST DOWNS	15	25
RUSHES-YARDS (NET)	32-205	57-317
PASSING YDS (NET)	130	181
Passes Att-Comp-Int	20-8-1	20-16-0
TOTAL OFFENSE PLAYS-YARDS	52-335	77-498
Fumble Returns-Yards	0-0	0-0
Punt Returns-Yards	1-23	1-7
Kickoff Returns-Yards	3-66	3-50
Interception Returns-Yards	0-0	1-11
Punts (Number-Avg)	4-37.2	3-38.7
Fumbles-Lost	1-1	0-0
Penalties-Yards	3-34	5-50
Possession Time	23:01	36:59
Third-Down Conversions	2 of 8	9 of 15
Fourth-Down Conversions	0 of 0	0 of 2
Red-Zone Scores-Chances	2-3	1-2
Sacks By: Number-Yards	3-8	0-0

RUSHING: New Mexico-GIPSON, Teriyon 9-99; APODOCA, Austin 12-59; PRESSLEY, Jhurrell 5-19; ANAYA, David 2-13; WOODHOUSE, Diquon 2-7; OWENS, Tyrone 1-7; JORDAN, Romell 1-1. San Jose State-ERVIN, Tyler 36-263; POTTER, Kenny 9-30; ROBERSON, Malik 10-24; LAWSON, Jarrod 1-1; TEAM 1-minus 1.

PASSING: New Mexico-APODOCA, Austin 8-20-1-130. San Jose State-POTTER, Kenny 16-20-0-181.

RECEIVING: New Mexico-WHITE, Reece 3-41; GIPSON, Teriyon 1-44; WIGGINS, Carlos 1-18; BUNDY, Marquis 1-11; GAMBLIN, Dameon 1-11; JONES, Ridge 1-5. San Jose State-CRAWLEY, Tim 4-33; FREEMAN, Billy 3-40; WINSTON, Tyler 3-18; WILSON, Hansell 2-62; ERVIN, Tyler 2-11; KEARNEY, Chris 1-12; HOLMES, Justin 1-5.

INTERCEPTIONS: New Mexico-None. San Jose State-WALLACE, Clevel 1-11.

FUMBLES: New Mexico-GAMBLIN, Dameon 1-1. San Jose State-None.

New Mexico (4-4, 2-2) vs. San Jose State (4-4, 3-2)
Date: Oct 24, 2015 • Site: San Jose, Calif. • Stadium: Spartan Stadium
Attendance: 11646

Kickoff time: 4:08 pm • End of Game: 6:58 pm • Total elapsed time: 2:50
Officials: Referee: Kevin Mar; Umpire: Matt Salas; Linesman: John Kilmer;
Line judge: Darren Deckard; Back judge: Corey Luxner; Field judge: John Wisniewski;
Side judge: T. Salam; Center judge: Mike Contreras;
Temperature: 78F • Wind: WNW3mph • Weather: Partly cloudy.