



THE UNIVERSITY OF NEW MEXICO LOBO FOOTBALL

ATHLETIC COMMUNICATIONS

Frank Mercogliano, Asst. A.D. for Communications
Email: fmercog@unm.edu
Cell Phone: 505-410-4844
Twitter: @fmmmercogliano
www.GoLobos.com

1939 Sun Bowl * 1944 Sun Bowl * 1946 Sun Bowl * 1947 Harbor Bowl * 1961 Aviation Bowl * 1997 Insight.com Bowl * 2002 Las Vegas Bowl *
2003 Las Vegas Bowl * 2004 Emerald Bowl * 2006 New Mexico Bowl * 2007 New Mexico Bowl * 2015 Gildan New Mexico Bowl * 2016 Gildan New Mexico Bowl

Game 2

Date Saturday, September 14
Time 12:30 p.m. MT/2:30 p.m. ET
Location South Bend, Ind.
Venue Notre Dame Stadium
Capacity 77,622
Television NBC
Series Record First Meeting
In ABQ Never Met
In South Bend First Meeting
Current Streak First Meeting
Last Meeting in Albuquerque Never Met
Last Meeting in South Bend First Meeting



New Mexico Lobos

Record: 1-0 MW: 0-0

Head Coach: Bob Davie
UNM Record: 34-54 (8th Year)
Career Record: 69-79 (13th Year)



Notre Dame Fighting Irish

Record: 1-0

Head Coach: Brian Kelly
UND Record: 60*-35 (10th Year)
Career Record: 231*-92-2 (30th Year)
*had 21 wins vacated in 2012 and 2013

Broadcast Info

TV: NBC
Play-by-Play Mike Tirico
Analyst Doug Flutie
Sideline Reporter Kathryn Tappen

RADIO: Lobo Radio Network
(770 KKOB-AM flagship in Albuquerque)
Play-by-Play Robert Portnoy
Analyst DonTrell Moore
Sideline Reporter None

Satellite: XM/Sirius
(Channel 129 - Notre Dame feed)

2019 Schedule



Sam Houston St.

Series Record is now 1-1
Site Dreamstyle Stadium (39,224)
TV Mountain West Network
Radio Lobo Radio Network



at Liberty

Series Record 0-1
Site Williams Stadium (25,000)
TV ESPN+
Radio Lobo Radio Network



at NR/RV Wyoming

Series Record 34-37
Site War Memorial Stadium (29,121)
TV AT&T Sports Net
Radio Lobo Radio Network



Air Force

Series Record 14-22
Site Dreamstyle Stadium (39,224)
TV AT&T Sports Net
Radio Lobo Radio Network



at 7/7 Notre Dame

Series Record 0-0
Site Notre Dame Stadium (77,622)
TV NBC
Radio Lobo Radio Network



at San Jose State

Series Record 5-12-1
Site CEFCU Stadium (30,456)
TV CBS Sports Network
Radio Lobo Radio Network



NR/RV Hawai'i

Series Record 10-14
Site Dreamstyle Stadium (39,224)
TV Spectrum/Facebook
Radio Lobo Radio Network



at 22/22 Boise State

Series Record 1-8
Site Albertsons Stadium (36,387)
TV ESPN Family
Radio Lobo Radio Network



New Mexico State

Series Record 71-33-5
Site Dreamstyle Stadium (39,224)
TV AT&T Sports Net
Radio Lobo Radio Network



Colorado State

Series Record 25-41
Site Dreamstyle Stadium (39,224)
TV CBS Sports Network
Radio Lobo Radio Network



at Nevada

Series Record 3-3-1
Site Mackay Stadium (29,993)
TV ESPN Family
Radio Lobo Radio Network



Utah State

Series Record 13-12
Site Dreamstyle Stadium (39,224)
TV Stadium/Facebook
Radio Lobo Radio Network

What's Inside

Must Haves for the Media Section

Schedule/Staff/At a Glance 1
Media Schedule/Policies 2
Roster 3-4
Two-Deep 5
Where They Come From 6
Making National Headlines 7

Section That Will Make Any Broadcast Better

Notes 8-15
Uniform Tracker 16

Game-by-Game and Career Individual Stats 17-25
2019 Opponent Schedules 26
About Head Coach Bob Davie 27

Section That Will Make Any Stats & Numbers Person Happy

Red Zone Report/Starting Lineups 28
Results and Team Statistics 29
Offensive Statistics 30-32
Defensive Statistics 33
Season and Career Statistics 34-37

The Game-by-Game Section

UNM Game-by-Game Statistics 38
Opponent Game-by-Game Statistics 39
Game-by-Game Passing/Rushing/Receiving 40
Game-by-Game UNM Tackles 41
The Last Time it Happened 42
Game Recaps 43



GENERAL INFORMATION

Name of School University of New Mexico
City/Zip Albuquerque, N.M. 87106
Founded 1889 by Territorial Legislature
Enrollment 22,225
Nickname Lobos
School Colors Cherry and Silver
Stadium Dreamstyle Stadium
Capacity 39,224
Conference Mountain West
Affiliation NCAA I
President Dr. Garnett Stokes
Athletic Director Eddie Nuñez
Athletic Dept. Phone 505-925-5501
Ticket Office Phone 505-925-LOBO

COACHING STAFF

Head Coach Bob Davie
Alma Mater, Year Youngstown State, 1977
Record at School (years) 34-54, 8th season
Career Record (years) 69-79, 13th season
Football Office Phone 505-925-5700
Best Time of Day to Reach Coach Contact SID
Assistant Coaches
Joe Dailey Off. Coord./QBs
Saga Tuitele Run Game Coord./OL
Apollo Wright Off. Pass Game Coord./RBs
Scott Baumgartner WRs
Clay Davie TEs
Jacob Girdle Grad. Asst. (Offense)
Jordan Peterson Def. Coord./S
Perry Eliano Special Teams/CBs
Dan Carrel LBs
Stan Eggen DL
Dillon Sanders LBs
Jake Rothschilder Grad. Asst. (Defense)
Joe Montag Grad. Asst. (Defense)
Director of Football Ops. Dusty Bennett
Dir. of Recruiting Greg Svarczkopf
Asst. Ops./Recruiting Jacob Grant
Video Coordinator John Lintner
Athletic Performance Scott Holsopple
Asst. Athletic Performance John McWilliams

TEAM INFORMATION

2018 Overall Record 3-9
2018 Mountain West Record/Finish 1-7/6th Mt.

HISTORY

First Year of Football 1892
Overall All-Time Record 486-597-31
Number of Bowls/last 13/2016
Bowl Record 4-8-1
NFL Draft Picks 65

COMMUNICATIONS

Press Box Phone 505-925-5805
SID Mailing Address New Mexico Athletics
Colleen J. Maloof Administration Building
1 University of New Mexico
MSC04 2680
Albuquerque, NM 87131-0001
Overnight Address New Mexico Athletics
Colleen J. Maloof Administration Building
1414 University Boulevard SE
Albuquerque, NM 87106

SOCIAL MEDIA

Website www.golobos.com



@UNMLoboFB



/NewMexicoLobos

Typical Game Week Media Policies & Procedures

Table with 7 columns (Monday to Sunday) and 2 rows (Practice, Media) detailing media availability and procedures for each day.

Game Week Media Schedule

Media At Practice

Practice is only open for media for the first 30 minutes, and it is closed to the public. Contact Frank Mercogliano for more information about the class schedules for players needed for interviews (some players are not available due to class after practice, but we will make all efforts to get everyone the interviews they need).

Bob Davie Interview Opportunities

Coach Davie has several media availability times during the week. During game week, he is available after practices on Monday, Wednesday and Thursday. He also meets with the local media on Tuesday at noon as part of UNM's weekly fall sports media luncheon (other fall sport coaches meet with the media at noon prior to Davie speaking).

Schedules for the two short weeks (two Friday games) will be announced at a later date.

New Mexico Media Luncheon

The New Mexico Media Luncheons are Tuesdays from noon to 1:30 p.m. Coach Davie is available at approximately 12:30 pm. Audio and video clips from Davie are available at www.golobos.com. The press conferences are also streamed on GoLobos.com by LoboTV. Please note that the Mountain West no longer will conduct a football coaches teleconference. The luncheon is on the Zia II level of the West press box.

New Mexico Player Interview Opportunities

All player interviews must be arranged through the UNM athletics communications office. The main time for interviews is after practice. Wednesday is the last day for player interviews. For lengthier interviews, please call the communications office to arrange, which we are happy to do, working around class schedules. These will normally take place in the communications suite in the Maloof Center.

Postgame: The UNM locker room is closed. Requested players will be brought to an area to be determined after home games and outside the locker room for road games.

For road games, all interviews will be posted to UNM's Media Dropbox account, along with selected highlights. These are provided for your usage, but please credit LoboTV.

Wireless in the Press Box

The press box at Dreamstyle Stadium is fully equipped for wireless connections. Access is free, but those wanting access need their own internal or external wireless cards. Phone lines are available.

www.collegepressbox.com

CollegePressBox.com gives the media one-stop access to updated contact information, media guides, game books, photos, quotes, links and more for each of the league's schools and the Mountain West office. Log-in information will be provided by the MW office to accredited media, or you can apply for a password by sending an e-mail to password@collegepressbox.com.

Ticket Information

- online at unmtickets.com
• by calling 925-5858 or toll-free at 800-955-HOWL
• Albertson's stores in Albuquerque, Rio Rancho, Los Lunas and Santa Fe
• Lobo Ticket Office inside Dreamstyle Arena at the NW corner of University & Cesar Chavez boulevards from 8:30-5 Monday-Friday
• UNM Bookstore (Bookstore Ticket Office is closed on Mondays) For more information call the New Mexico Athletics Ticket Office at (505) 925-5626 or 1-800-955-HOWL (4695). Call (505) 925-5500 for group tickets and ask to speak to a customer service representative.

On Game Day, the northeast box office at University Stadium opens four hours prior to kickoff, and the Lobo Ticket Office at Dreamstyle Arena opens three hours before game time. The northwest Dreamstyle Stadium box office opens 90 minutes before kickoff.

Lobo Talk & The Lobo Coaches Show

Host Robert Portnoy and coach Bob Davie discuss UNM football at Lobo Talk primarily on Wednesdays. The show airs from 7-8 p.m. on the Lobo Radio Network. Fans can call 866-350-4309 to ask coach Davie a question. The Lobo Coaches Show will be on AT&T Sports.

Game Credentials

Regular UNM media will receive game credentials prior to the start of the season. For media members with season credentials, that pass also serves as a parking pass. This year media will park in the Baseball South lot only.

Visiting team media should request single-game credentials through their team's media relations office. Parking passes for the Baseball South and media lots will be needed.

Media members not associated directly with a team can email requests to fmercog@unm.edu. Please have these Wednesday of game week (Tuesday for Friday night home games).

For media members picking up credentials at will call without parking passes, it is located in the Northeast corner of the stadium by Gate 7 or 8. For media members picking up with parking passes, credentials will be located at the University Drive entrance to the Baseball South lots with the parking attendant. This should allow you to get your credential without having to wait in line or deal with parking on the north side of the stadium.



2019 Numerical Roster

No.	Name	Pos.	Ht.	Wt.	Cl-Exp.	Hometown (Last School)	Pronunciation
2	Lawrence "L.O." Johnson	RB	5-11	205	Fr-RS	Waunakee, Wisc. (Waunakee HS)	
3	Elijah Lilly	WR	6-0	159	Sr-3L#	San Bernardino, Calif. (Cajon HS)	
3	Patrick Peek	S	5-10	199	Sr-1VL#	Ft. Worth, Texas (Trinity Valley JC/Aledo HS)	
4	Sheriron Jones	QB	6-3	196	Sr-1VL	Moreno Valley, Calif. (Mt. San Jacinto JC/Tennessee/Rancho Verde HS)	sher ON
4	Shaddrick Lowery	S	5-9	191	So-JC#	Dania Beach, Fla. (College of the Canyons/American Heritage HS)	
5	Daevon Vigilant	RB	5-7	180	So-1VL-2RS	Downey, Calif. (Downey HS)	DAY von
5	James Lewis	LB	5-11	215	Jr-JC	Tulsa, Okla. (Coffeyville JC/Oklahoma State/Tulsa Memorial HS)	
6	Bryson Carroll	RB	5-6	185	So-SQ-RS	San Antonio, Texas (Roosevelt HS)	
6	De'John Rogers	CB	5-9	170	Sr-1VL#	Paramus, N.J. (Monroe College/Paramus Catholic HS)	DAY zhahn
7	Anselem Umeh	WR	5-11	176	Jr-2L-RS	Bellflower, Calif. (St. John Bosco HS)	AN suh lem OO may
7	Blair Manly	CB	6-2	205	Sr-3L-RS	Albuquerque, N.M. (Cibola HS)	
8	Tevaka Salanoa-Tuioti	QB	6-1	199	So-1L-2RS	Long Beach, Calif. (La Mirada HS)	teh VAH KAH TOO ee OH tea
8	Donte Martin	CB	5-9	167	Fr-RS	Oxnard, Calif. (Rio Mesa HS)	
9	Jordan Kress	WR	6-0	197	Jr-JC#	Loveland, Colo. (Butte JC/Mountain View HS)	
9	Jerrick Reed II	S	5-10	188	So-JC#	Olive Branch, Miss. (NW Mississippi CC/Olive Branch HS)	
10	Trae Hall	QB	6-2	181	Fr-RS	Henderson, Texas (Henderson HS)	
10	Eric Cuffee, Jr.	CB	5-11	190	Jr-JC	Waco, Texas (Trinity Valley CC/Texas/Waco HS)	
11	Cedric Patterson III	WR	5-11	168	Fr-RS	Crosby, Texas (Crosby HS)	
11	Kameron Miller	S	6-2	204	Jr-2L-RS	Las Cruces, N.M. (Las Cruces HS)	
12	Brandt Hughes	QB	6-2	226	Jr-JC#	Chico, Calif. (Butte JC/Pleasant Valley HS)	
12	Antonio Hunt	CB	5-8	164	So-JC	Lancaster, Calif. (College of the Canyons/Paraclete HS)	
13	Aaron Molina	WR	6-3	200	Sr-1L-RS	Albuquerque, N.M. (College of the Canyons/Valley HS)	
13	Nico Bolden	S	6-3	207	So-1VL-RS	Woodbury, Minn. (Woodbury HS)	
14	Tye Moore	WR	5-7	158	Fr-HS#	Las Vegas, Nev. (Desert Pines HS)	
14	Michael LoVett III	CB	6-0	185	Jr-JC	Ft. Wayne, Ind. (Garden City CC/Cabrillo HS)	leh VETT
15	Q' Drennan	WR	6-2	194	Jr-2L-2RS	El Paso, Texas (Americas HS)	QUE
15	Letaeyeon Beaton	S	5-9	200	Jr-JC	St. Petersburg, Fla. (Hutchinson CC/Boca Ciega HS)	le TAY VEE on
16	Connor Genal	QB	6-5	220	Fr-HS#	Santa Fe Springs, Calif. (St. Paul HS)	jen AL
17	Emmanuel Logan-Greene	WR	5-8	160	Jr-JC#	Ft. Lauderdale, Fla. (Iowa Central CC/UCF/American Heritage HS)	
17	Ben Bertram	DL	6-2	226	Fr-RS	Albuquerque, N.M. (Sandia HS)	
18	Jonah Leyva	WR	6-0	189	So-1SQ-RS	Carlsbad, N.M. (Carlsbad HS)	
18	Dylan Horton	LB	6-4	222	So-1VL#	Frisco, Texas (Frisco HS)	
19	Thomas Vieira	WR	5-10	182	Sr-2L-1SQ-RS	Albuquerque, N.M. (La Cueva HS)	vee YEAH ra
19	Devin Sanders	LB	6-2	236	So-JC	San Diego, Calif. (San Diego Mesa CC/Mira Mesa HS)	
20	Reece Wilkinson	WR	5-8	165	Fr-RS	Albuquerque, N.M. (La Cueva HS)	
20	Jacobi Hearn	LB	5-11	237	Jr-JC#	Jackson, Miss. (Mississippi Gulf Coast CC/Clinton HS)	
21	Chad Alexander	RB	5-6	164	Fr-HS#	New Orleans, La. (Landry-Walker HS)	
21	Brandon Burton	S	6-1	200	Jr-TR-RS	Los Angeles, Calif. (UCLA/Junipero Serra HS)	
23	Jay Griffin IV	WR	5-10	159	Jr-2L-RS	Huntsville, Texas (Huntsville HS)	
23	Reco Hannah	LB	6-2	211	Jr-JC	Wedowee, Ala. (Highland CC/Randolph County HS)	
24	Kentrail Moran	RB	5-9	203	So-1L-2RS	O'Fallon, Ill. (O'Fallon HS)	ken TRAIL
24	Corey Hightower	S	5-11	176	Jr-2L-RS	Huntsville, Texas (Huntsville HS)	
25	Marquae Kirkendoll	S	6-0	171	Fr-HS#	Chicago, Ill. (Simeon HS)	mar KWAY
26	Nic Wilson	CB	5-10	177	So-RS	San Bernardino, Calif. (El Cajon HS)	
27	Nick Foster	WR	6-0	180	So-JC	Orinda, Calif. (Santa Barbara CC/Miramonte HS)	
28	Ahmari Davis	RB	5-10	182	Sr-1VL#	Oakland, Calif. (Laney College/James Logan HS)	aah MARR ee
28	Tony Collier	CB	5-11	170	Jr-JC	Little Rock, Ark. (College of the Canyons/North Little Rock HS)	
30	Alexander "Moana" Vainikolo	LB	5-11	246	Sr-1VL	Kihei, Haw. (Mt. San Antonio JC/Maui HS)	VINE ih KO lo
32	Micah Gray	RB	5-11	191	So-1VL-RS	Clovis, N.M. (Clovis HS)	
32	Johnny Hernandez	S	5-10	187	Sr-1VL-RS	Temecula, Calif. (Saddleback JC/Great Oak HS)	
33	Javohn Jones	RB	5-10	185	Sr-3L-RS	Albuquerque, N.M. (La Cueva HS)	jah VON
33	Alex Hart	LB	6-3	235	Sr-3L-RS	Prior Lake, Minn. (Prior Lake HS)	
34	Bobby Cole	RB	5-9	199	So-1SQ-RS	Chatsworth, Calif. (Sierra Canyon HS)	
34	Jared EnRico	LS	6-1	195	Jr-2L	La Mirada, Calif. (La Mirada HS)	on REE coh
35	Dequez Irving	TE	5-10	227	Sr-RS	Wichita, Kan. (Wichita East HS)	deh KWEZ
36	Xavier Vigil	LB	5-11	231	So-1SQ-RS	Santa Fe, N.M. (St. Michael's HS)	VEE hill
38	Matt French	LB	6-0	224	Jr-2SQ-RS	Crestview, Fla. (Crestview HS)	
39	Ryan Romero	S	6-2	185	Fr-HS#	Rancho Santa Margarita, Calif. (Tesoro HS)	
45	Josh Woisin	LB	5-10	214	So-1SQ-RS	Albuquerque, N.M. (La Cueva HS)	rhymes with "Poisin"
46	Brandon Shook	LB	6-2	231	Jr-1VL-RS	Simi Valley, Calif. (Westlake HS/College of the Canyons)	
47	Dylan Kelly-Romero	K	5-10	192	Sr-1SQ-RS	Los Lunas, N.M. (Los Lunas HS)	
48	Aiden Kneller	LS	6-1	206	Fr-HS#	Englewood, Colo. (Cherry Creek HS)	kuh NEL er
50	Teton Saltes	OL	6-6	284	Jr-2L-RS	Albuquerque, N.M. (Valley HS)	TEE taan SALT ess
51	Tayo Regenold	OL	6-3	285	Fr-HS	Santa Fe, N.M. (St. Michael's HS)	pronounced just like the name "Reginald"
52	Aaron Blackwell	DL	6-3	288	Sr-2L	Peoria, Ariz. (Mesa CC/Liberty HS)	
53	Emmanuel Malek	DL	6-2	230	Fr-HS#	Arlington, Texas (Sam Houston HS)	MAL (like the name AI) ehk



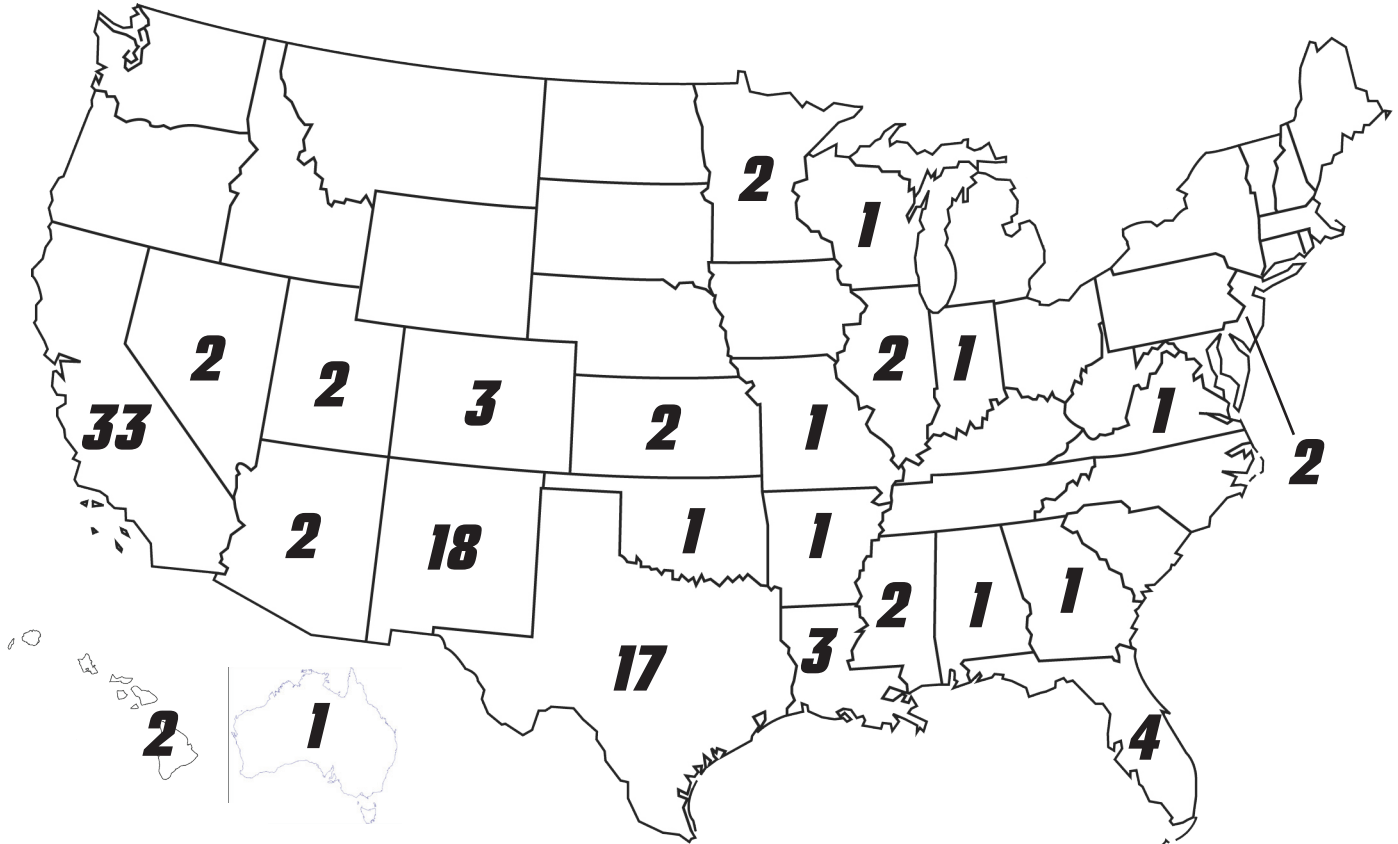
2019 Numerical Roster

No.	Name	Pos.	Ht.	Wt.	Cl-Exp.	Hometown (Last School)	Pronunciation
54	Langston Murray	DL	6-2	318	So-1VL-RS	Logansport, La. (Logansport HS)	
55	Elmer Pauni	DL	6-3	305	Jr-JC	West Valley, Utah (Mt. San Antonio JC/Granger HS)	POW knee
55	Radson Jang	OL	6-1	242	So-1SQ-RS	Honolulu, Hi. (Army Prep/Kamehameha HS)	
56	Austin Cook	OL	6-5	295	Jr-1VL	Fort Scott, Kan. (Butler Community College/Fort Scott HS)	
60	Colston Chacon	OL	6-3	290	Fr-RS	La Habra, Calif. (Corona Del Mar HS)	sha CONE
64	Kyle Stapley	OL	6-3	307	Jr-1VL	Morgan, Utah (Snow College/Morgan HS)	STAPE lee
65	Justice Spates	OL	6-4	271	So-JC#	Pacioma, Calif. (College of the Canyons/Chaminade HS)	
66	Jacob Jankoviak	OL	6-2	285	Jr-JC#	Corona, Calif. (Fullerton JC/Centennial HS)	
67	Hayden Wilson	OL	6-3	281	So-1SQ-RS	Rio Rancho, N.M. (Cleveland HS)	
70	Brad Murphy	OL	6-3	290	So-RS	San Jose, Calif. (CC of San Francisco/Valley Christian HS)	
71	David Zavala	OL	6-4	297	Sr-1SQ-JC	Lakewood, Calif. (Cerritos College/Nevada/Lakewood HS)	zah VAH lah
73	Cade Briggs	OL	6-3	275	Fr-HS#	Las Vegas, Nev. (Bishop Gorman HS)	
74	Daniel Hammons	OL	6-3	267	So-TR	Joshua, Texas (West Texas A&M/Godley HS)	
76	Jarred Sylvester	OL	6-5	309	Sr-1VL	Clayton, N.J. (Dodge City CC/Clayton HS)	
78	Javon Mosley	OL	6-7	335	Sr-1VL	Fort Worth, Texas (Kilgore JC)	
78	Louis Harden	DL	6-1	290	Fr-RS	San Clemente, Calif. (San Clemente HS)	
79	Chris Estrella	OL	6-4	294	Sr-2L	San Jacinto, Calif. (Mt. San Jacinto JC/San Jacinto HS)	
80	Anu Somoye	WR	6-2	195	Sr-3L-RS	Houston, Texas (Alief Taylor HS)	ah NEW sa MOY yea
82	Jeffrey Jones, Jr.	TE	6-5	236	Sr-1VL	St. Louis, Mo. (Bakersfield College/Eastern Illinois/O'Fallon Township)	
83	Blake Wells	WR	5-11	180	Jr-JC	Clovis, Calif. (College of the Sequoia/Buchanan HS)	
84	Erik Beilman	TE	6-4	255	Sr-3L-RS	San Antonio, Texas (Brandeis HS)	BEEL man
84	Trent Sellers	DL	6-3	271	Sr-1SQ-JC	Fayetteville, Ga. (Coffeyville CC/Georgia Tech/Sandy Creek HS)	
85	Kyle Jarvis	TE	6-3	244	Jr-JC	Antioch, Calif. (Contra Costa College/Antioch HS)	
86	Kyle Hester	TE	6-4	230	Fr-HS#	Gilbert, Ariz. (Highland HS)	
87	Andrew Erickson	WR	6-2	185	Fr-RS	Albuquerque, N.M. (Manzano HS)	
88	Marcus Williams	TE	6-3	205	Jr-2L#	Rio Rancho, N.M. (Cleveland HS)	
89	Beau Hott	LS/TE	6-4	225	Sr-3L-RS	Plano, Texas (Plano HS)	
90	Erin Austin	DL	6-2	269	Sr-1VL#	Vallejo, Calif. (Laney College/Heritage HS)	
91	John Mitchell	P	6-1	194	So-1SQ-RS	Great Falls, Va. (Our Lady of Good Counsel HS)	
92	Omar Darame	DL	6-3	238	Fr-HS#	Arlington, Texas (Sam Houston HS)	dah RAH may
93	Nahje Flowers	DL	6-3	278	Jr-2L-RS	Los Angeles, California (Dorsey HS)	NAH gee
94	Andrew Shelley	K	6-1	185	So-1VL-RS	Albuquerque, N.M. (Eldorado HS)	
94	Harshan Sachdeva	DL	6-4	245	Fr-HS#	Bakersfield, Calif. (Stockdale HS)	sack DEE vah
95	Adebayo Soremekun	DL	6-2	298	Sr-1VL#	Los Angeles, Calif. (Long Beach City College/Dorsey HS)	add ah BUY yo sore IM ih kin
96	Tyson Dyer	P	6-2	198	Jr-1VL#	Queensland, Australia (Palomar College/Palm Beach Currumbin State HS)	
97	Justin Harris	DL	6-6	251	Jr-JC	Gonzalez, Louisiana (Hutchinson CC/Baylor/East Ascension HS)	
98	Joey Noble	DL	6-3	253	Jr-JC#	Cerritos, Calif. (Fullerton JC/Los Alamitos HS)	
99	Donovan Murphree	K	6-2	175	Fr-RS	Ft. Collins, Colo. (Fossil Ridge HS)	
99	Ben Gansallo	DL	6-2	291	Jr-JC#	Missouri City, Texas (Blinn JC/Dulles HS)	

#denotes has a redshirt year available

Coaching Staff

Head Coach: Bob Davie (Youngstown State, 1976)**Offensive Coordinator/QBs:** Joe Dailey (North Carolina, 2007)**Defensive Coordinator/Safeties:** Jordan Peterson (Texas A&M, 2009)**Offensive Run Game Coordinator/OL:** Saga Tuitele (Portland State, 2002)**Special Teams Coordinator/CBs:** Perry Eliano (Stephen F. Austin, 2000)**Pass Game Coordinator/RBs:** Apollo Wright (Cheyney [PA], 1998)**Wide Receivers:** Scott Baumgartner (Pacific, 1989)**Linebackers:** Dan Carrel (West Liberty, 2011)**Tight Ends:** Clay Davie (Arizona State, 2007)**Defensive Line:** Stan Eggen (Moorhead State, 1977)**Linebackers:** Dillon Sanders (Northern Colorado, 2010)**Graduate Assistants:** (Offense) Jacob Girdle (Defense) Jake Rothschiller**Assistant Athletic Director for Football:** Brian DeSpain**Director of Recruiting:** Greg Svarczkopf**Assistant Operations & Recruiting:** Jacob Grant**Director of Athletic Performance:** Scott Holsopple**Asst. Director of Athletic Performance:** John McWilliams**Video Coordinator:** John Lintner**Head Equipment Manager:** Chris Schieder**Assistant Athletic Director for Communications (Football):** Frank Mercogiano



Alabama (1) Reco Hannah Wedowee	Brad Murphy San Jose Connor Genal Santa Fe Springs Brandon Shook Simi Valley Johnny Hernandez Temecula Erin Austin Vallejo	Minnesota (2) Alex Hart Prior Lake Nico Bolden Woodbury	Oklahoma (1) James Lewis Tulsa
Arizona (2) Kyle Hester Gilbert Aaron Blackwell Peoria	Colorado (3) Aiden Kneller Englewood Jordan Kress Loveland Donovan Murphee Fossil Ridge	Mississippi (2) Jacobi Hearn Jackson Jerrick Reed II Olive Branch	Texas (17) Omar Darama Arlington Emmanuel Malek Arlington Cedric Patterson III Crosby Q' Drennan El Paso Javon Mosley Ft. Worth Patrick Peek Ft. Worth Dylan Horton Frisco Trae Hall Henderson Anu Somoye Houston Jay Griffin IV Huntsville Corey Hightower Huntsville Daniel Hammons Joshua Ben Gansallo Missouri City Beau Hott Plano Erik Beilman San Antonio Bryson Carroll San Antonio Eric Cuffee Waco
Arkansas (1) Tony Collier Little Rock	Florida (4) Matthew French Crestview Shaddrick Lowery Dania Beach Emmanuel Logan-Green. Ft. Lauderdale Letayveon Beaton St. Petersburg	Missouri (1) Jeffrey Jones, Jr. St. Louis	
California (34) Kyle Jarvis Antioch Harshan Sachdeva Bakersfield Anselem Umeh Bellflower Joey Noble Cerritos Bobby Cole Chatsworth Brandt Hughes Chico Blake Wells Clovis Jacob Jankoviak Corona Daevon Vigilant Downey Colston Chacon La Habra Jared EnRico La Mirada David Zavala Lakewood Antonio Hunt Lancaster Tevaka Salanoa-Tuioti Long Beach Brandon Burton Los Angeles Nahje Flowers Los Angeles Adebayo Soremekun Los Angeles Sheriron Jones Moreno Valley Ahmari Davis Oakland Nick Foster Orinda Donte Martin Oxnard Justice Spates Pacioma Ryan Romero Rancho Santa Margarita Elijah Lilly San Bernardino Nic Wilson San Bernardino Louis Harden San Clemente Devin Sanders San Diego Chris Estrella San Jacinto	Georgia (1) Trent Sellers Fayetteville	Nevada (2) Cade Briggs Las Vegas Tye Moore Las Vegas	
Hawaii (2) Radson Jang Honolulu Alexander "Moana" Vainikolo Kihei	Illinois (2) Marquae Kirkendoll Chicago Kentrail Moran O'Fallon	New Jersey (2) Jarred Sylvester Clayton De'John Rogers Paramus	
Indiana (1) Michael Lovett III Ft. Wayne	Kansas (2) Austin Cook Fort Scott Dequez Irving Wichita	New Mexico (18) Ben Bertram Albuquerque Andrew Erickson Albuquerque Javohn Jones Albuquerque Blair Manly Albuquerque Aaron Molina Albuquerque Teton Saltes Albuquerque Andrew Shelley Albuquerque Thomas Vieira Albuquerque Reece Wilkinson Albuquerque Josh Woisin Albuquerque Jonah Leyva Carlsbad Micah Gray Clovis Kameron Miller Las Cruces Dylan Kelly-Romero Los Lunas Marcus Williams Rio Rancho Hayden Wilson Rio Rancho Toye Regenold Santa Fe Xavier Vigil Santa Fe	
Louisiana (3) Justin Harris Gonzalez Langston Murray Logansport Chad Alexander New Orleans		Utah (1) Kyle Stapley Morgan	
		West Virginia (1) Elmer Pauni West Valley	
		Virginia (1) John Mitchell Great Falls	
		Wisconsin (1) Lawrence "L.O." Johnson Waunakee	
		Australia (1) Tyson Dyer Queensland	



2019 Primary Two-Deep & Flash Stats

OFFENSE

Table with columns: Pos., #, Player, Ht., Wt., Cl.-Ex., Hometown (Last School), 2019 Stats. Lists offensive players and their performance metrics.

DEFENSE

Table with columns: Pos., #, Player, Ht., Wt., Cl.-Ex., Hometown (Last School), 2019 Stats. Lists defensive players and their performance metrics.

SPECIAL TEAMS

Table with columns: Pos., #, Player, Ht., Wt., Cl.-Ex., Hometown (Last School), 2019 Stats. Lists special teams players and their performance metrics.

#denotes has redshirt available


Quarterbacks are listed in numerical order



MAKING NATIONAL HEADLINES



A study for 2016 showed New Mexico Football had over 10,000 articles in print and on the web in addition to seven games on ESPN, three on ROOT Sports and one on CBS Sports Network



USA TODAY

Featured Lobo Football in its Bowl Preview Section

Gave Lobo Football an 'A' Rating in its 2016 Report Card

Listed Coach Davie among top 10 for best coaching jobs in 2016



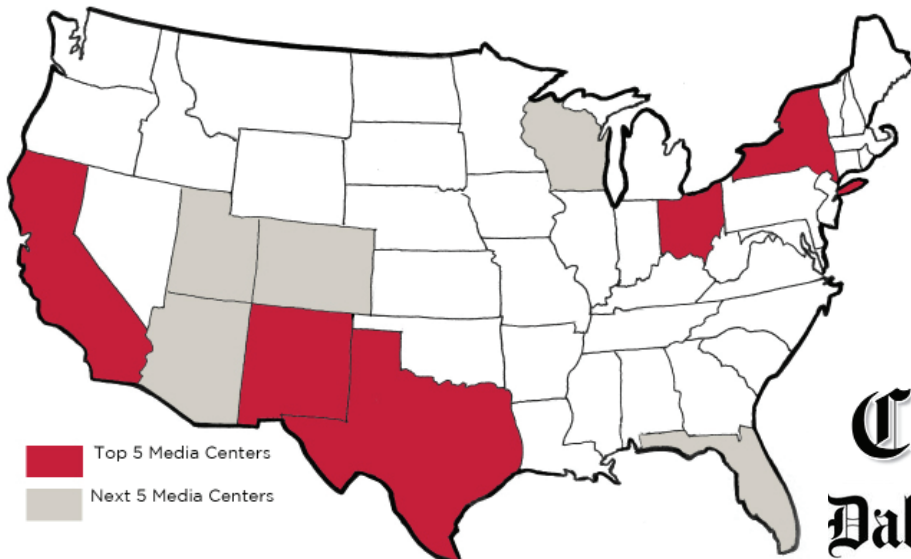
1.39 million viewers for Gildan New Mexico Bowl

Seven games on ESPN, ESPN2 and ESPNU, four in primetime



Numerous articles, including, "New Mexico Football Using Unique Offense in Recent Rise"

The same study showed New Mexico Football's coverage intensity is highest not just in New Mexico, but in media hot spots of California, New York, Texas and Ohio



NY

DAILY NEWS

Chicago Tribune

Dallas Morning News



Lobo Radio Network

Every New Mexico football game is broadcast over the Lobo Radio Network. 770 KKOB-AM in Albuquerque is the flagship. Robert Portnoy is in his seventh season of play-by-play broadcasting with The University of New Mexico. The Lobo Radio Network:

Albuquerque	KKOB-AM	770 AM
Albuquerque	KKOB FM Simulcast	94.5 FM
Aztec	KLJH-FM	96.1 FM
Bloomfield	KLJH-2	107.1FM
Carlsbad	KATK-AM	740 AM
Farmington	KLJH-FM	107.1 FM
Farmington	KLJH-FM	96.1 FM
Farmington	KLJH-1	107.1 FM
Gallup	KYVA-AM	1230 AM
Gallup	KYVA-AM	94.9 FM
Grants	KMIN-AM	980 AM
Hobbs	KWMW-FM	105.1 FM
Las Vegas	KBQL-FM	92.7 FM
Mancos, CO	KLJH-FM	107.9 FM
Pagosa Springs, CO	KLJH-FM	98.3 FM
Santa Fe	KVSF-AM	1400 AM
Ruidoso	KWMW-FM	99.1 FM
Ruidoso	KRUI-AM	1490 AM
Socorro	KYRN-FM	102.1 FM
Window Rock, AZ	KLJH-FM	92.3 FM

Roster Breakdown

2019 LETTERMEN/SQUAD RETURNING (47)

Offense (28): QB (2) Sheriron Jones*, *Tevaka Salanoa-Tuioti** RB (7) *Bryson Carroll**, Bobby Cole*, Ahmari Davis*, Micah Gray*, Jahvon Jones***, Kentrail Moran*, Daevon Vigilant*, **WR (7)** *Q' Drennan***, Jay Griffin IV**, Elijah Lilly***, *Aaron Molina**, Anu Somoye***, Anselem Umeh**, Thomas Vieira***, **TE (3)** Erik Beilman**, Jeffrey Jones, Jr., Marcus Williams**, **OL (9)** Austin Cook*, Chris Estrella**, Radson Jang*, Beau Hott***, Javon Mosley*, Teton Saltes**, Kyle Stapley*, Jarred Sylvester*, David Zavala*

Defense (17): DL (5) Erin Austin*, Aaron Blackwell**, Nahje Flowers**, Langston Murray*, Adebayo Soremekun*; **LB (5)** Matthew French*, *Alex Hart****, Dylan Horton*, Brandon Shook*, Alexander "Moana" Vainikolo*; **S (4)** Nico Bolden*, Johnny Hernandez*, Kameron Miller**, Patrick Peek*; **CB (3)** Corey Hightower**, Blair Manly***, De'John Rogers*

Specialists (2): Tyson Dyer*, Jared EnRico**, Dylan Kelly-Romeiro*, Andrew Shelley*;

STARTERS RETURNING (15)

Offense (7): QB Lamar Jordan, RB Tyrone Owens, OL Charlie Grammel, OL Aaron Jenkins, TE Marcus Williams TE, WR Q' Drennan, WR Patrick Reed

Defense (6): DL Cody Baker, LB, Rhashaun Epting, LB Alex Hart, CB Jalin Burrell, CB D'Angelo Ross, S Bijon Parker

Specialists (2): LS Jared EnRico, LS Lon Hampton

STARTERS LOST (14)

Offense (4): RB Tyrone Owens, WR Delane Hart-Johnson, WR Patrick Reed, OL Aaron Jenkins

Defense (9): DL Cody Baker, MLB Evah Tohi, LB Sitiveni Tamaivana, RUSH Rhashaun Epting, CB Jalin Burrell, CB D'Angelo Ross, S Stanley Barnwell, Jr., S Marcus Hayes, NICK Bijon Parker

Specialists (1): LS Lon Hampton

REDSHIRTS/SQUAD RETURNING (19)

Offense (9): QB (1) Trae Hall **RB (1)** Lawrence "L.O." Johnson **WR (4)** Andrew Erickson, Jonah Leyva, Cedric Patteron III, Reece Wilkinson **OL (3)** Colston Chacon, Brad Murphy, Hayden Wilson

Defense (8): DL (3) Ben Bertram, Louis Harden, Trent Sellers, **LB (3)** Dequez Irving, Xavier Vigil, Josh Woisin; **CB (2)** Donte Martin, Nic Wilson

Specialists (2): John Mitchell, Donovan Murphree

*denotes played during the season and didn't redshirt

italics denotes played in 2018 but earned medical redshirt

The Opening List

The University of New Mexico will not have head coach Bob Davie on the sidelines for the game against Notre Dame, as announced on Thursday, September 5. The team will be led by acting head coach Saga Tuitele, who will handle the game management for the game, with the three coordinators handling their respective areas (Joe Dailey offense, Jordan Peterson defense and Perry Eliano special teams). The game was to be the return to Sound Bend for Davie, who coached Notre Dame from 1997-2001.

While he won't be on the sidelines, the game isn't the only one this season that features of a former head coach facing off against his former team. Below are all of the instances in the FBS of a head coach facing off against his former team in this week's opening list.

- August 31 Southern Miss (Jay Hopson).....hosting Alcorn State (2012-15)
 - *September 6 William & Mary (Mike London)at Virginia (2010-15)
 - September 7 Cincinnati (Luke Fickell) at Ohio State (2011)
 - September 14 New Mexico (Bob Davie at Notre Dame (1997-2001)
 - September 21 North Carolina (Mack Brown) Appalachian State (1983)
 - September 28 Georgia Tech (Geoff Collins) at Temple (2017-18)
 - October 19 South Carolina (Will Muschamp) hosting Florida (2011-14)
 - November 9 Alabama (Nick Saban) hosting LSU (2000-04)
 - November 16 Kansas (Les Miles) at Oklahoma State (2001-04)
 - November 16 LSU (Ed Orgeron)..... at Ole Miss (2005-07)
- *FCS Head Coach

As UNM starts its 120th season of college football, there is no more pertinent subject for the opening list, than the season openers. The Lobos all-time in season openers are 67-49-3, a .576 winning percentage. Under Bob Davie, the Lobos are 5-2 all-time in season openers, and the Lobos have won four straight, taking down Mississippi Valley State, South Dakota, Abilene Christian and Incarnate Word over the last four seasons. That four game streak is tied for the third-longest streak of consecutive season opening wins in school history (it's one of four times it has been accomplished).

And Sam Houston State Made Five...

A Lobo win over Sam Houston State would give UNM five straight season opening wins, which would tie for the second-longest streak in school history. The list of winning streaks of four or more are the subjects of a very appropriate season opening, Opening List.

LONGEST WINNING STREAKS IN SEASON OPENERS

- 7 1971-77 (at Texas Tech 10-10, New Mexico State 55-20, New Mexico State 48-6, Colorado State 32-23, Fresno State 29-0, at UTEP 25-7, at Hawai'i 35-26)
- 5 2015-19 (Miss. Valley State 66-0, South Dakota 48-21, Abilene Christian 38-14, Incarnate Word 62-30, Sam Houston State 39-31)
- 5 1954-58 (at BYU 21-12, New Mexico State 14-7, at New Mexico State 14-6, New Mexico State 25-7, at New Mexico State 16-7)
- 4 1995-98 (Northern Arizona 45-21, at New Mexico State 28-7, Northern Arizona 33-10, Idaho State 38-9)
- 4 1960-63 (Univ. of Mexico 77-6, New Mexico State 41-7, New Mexico State 28-17, UTEP 23-7)
- 4 1926-29 (New Mexico Mines 20-0, New Mexico Mines 35-0, New Mexico Mines 45-0, New Mexico Mines 46-0)

Happy Birthday Saga

UNM's acting head coach Saga Tuitele turns 40 yards old on Sunday, September 15, the day after the Notre Dame game.

It Was Nearly 23 Years Ago...

On September 16, 1996, Bob Davie made his head coaching debut, although he never got credit for the win.

Davie was serving as the defensive coordinator for the Fighting Irish, but he was named the acting coach for Notre Dame's home game against Vanderbilt as head coach Lou Holtz was not able to be on the sidelines that day due to a medical issue (he had neck surgery earlier in the week).

With Davie at the helm, the Fighting Irish rolled to a 41-0 shutout win.

2018 Lobos Set Program Record for Scholar-Athletes

The Lobo football team had an amazing year academically in 2018-19, and that bore out in several ways, but perhaps the most pertinent is with the Mountain West Scholar-Athlete Program.

The Lobos had 14 student-athletes named to the Mountain West 2018-19 Scholar-Athlete list, and the 14 is the most in program history, topping the previous record set a year ago as Davie's Lobos had eight in 2017-18.

What's the Difference?

In honor of the "Go Fact Yourself" podcast by J. Keith Van Stratten and Helem Hong, what's the difference between an "acting" coach and an "interim" coach?

An acting coach is named when a team has a head coach, but that coach for some reason cannot perform the head coaching duties for a brief time, while an interim coach is named when there is no full-time head coach.

So, for the Notre Dame game, Saga Tuitele is the acting coach. According to the NCAA Statistics Policies and Guidelines manual, head coach Bob Davie will be credited with the result of the game on Saturday.

UNM VS. UND STAT COMPARISON

UNM	Category	UND
39.0	Points Per Game For	35.0
31.0	Points Per Game Against	17.0
20	First Downs	18
32	Rushing Attempts	42
145	Rushing Yards	230
4.5	Average Per Rush	5.5
145.0	Average Per Game	230.0
4	Rushing TDs	4
18-40-0	Passing (Comp-Att-Int)	14-23-0
45.0%	Completion Pct.	60.9%
340	Passing Yards	193
340.0	Average Per Game	193.0
0	TD Passes	1
485	Total Offense	423
6.7	Avg. Per Play	6.5
485.0	Avg Per Game	423.0
0-0	Fumbles-Lost	2-1
+1.00	Turnover margin/game	+2.00
9-45.8	Punts-Net Avg	6-39.3
1/15 (7%)	Third Down Conversion	5/12 (42%)
0/0 (-)	Fourth Down Conversion	0/1 (0%)
26:12	Average time of possession	28:00
3-17	Sacks-Yards	4-28



Lobos in the NCAA

Stat	Rank	Value
Total Offense	39	485.0
Rushing Offense	78	145.0
Passing Offense	22	340.0
Team Passing Efficiency	95	116.40
Scoring Offense	36	39.0
Total Defense	122	558.0
Rushing Defense	63	115.0
Passing Yards Allowed	128	443.0
Team Passing Efficiency Defense	78	131.35
Scoring Defense	T-87	31.0
Turnover Margin	T-31	1.00
3rd Down Conversion Pct	129	0.067
4th Down Conversion Pct	T-74	0.000
3rd Down Conversion Pct Defense	19	0.200
4th Down Conversion Pct Defense	60	0.250
Red Zone Offense	T-1	1.000
Red Zone Defense	T-71	1.000
Net Punting	14	45.78
Punt Returns	40	9.40
Kickoff Returns	22	26.33
First Downs Offense	T-79	20
First Downs Defense	113	27
Fewest Penalties Per Game	105	9.00
Fewest Penalty Yards Per Game	118	90.00
Time of Possession	104	26:12

Individual Leaders

Stat	Player	Value
APY	Ahmari Davis	165
FGM	Andrew Shelley	4
Int	None	
Pass Eff	Sheriron Jones	147.71
Points	Andrew Shelley	15
Punt Avg	Tyson Dyer	46.8
Punt Ret Yds	De'John Rogers	47
Rec	Elijah Lilly	3
	Anu Somoye	3
	Aaron Molina	3
Receiving Yards	Anu Somoye	62
Rush Net Yards	Ahmari Davis	107
Sacks	Adebayo Soremekun	1.0
	Dylan Horton	1.0
	Jacobi Hearn	1.0
Tackles	Johnny Hernandez	11
Tot Off	Brandt Hughes	213

Season Honors

- Aaron Blackwell - DT**
Phil Steele Preseason Second Team
Athlon Preseason Third Team
- Tyson Dyer - P**
Phil Steele Preseason Third Team
Athlon Preseason Third Team
- Jay Griffin IV - WR**
Earl Campbell Tyler Rose Award Watch List
- Alex Hart - LB**
Athlon Preseason Fourth Team
- Elijah Lilly - KR**
Athlon Preseason Fourth Team
- Teton Saltes - T**
Phil Steele Preseason Third Team
Athlon Preseason Third Team
- Andrew Shelley - K**
Phil Steele Preseason Fourth Team
Athlon Preseason Fourth Team
- Kyle Stapley - C**
Athlon Preseason Fourth Team
Rimington Preseason Watch List
- Marcus Williams - TE**
Athlon Preseason Third Team
PFF Mountain West Team of the Week - Week 1
- Trent Sellers - DL**
PFF Mountain West Team of the Week - Week 1

In order to qualify for the Mountain West Scholar-Athlete award, a student-athlete must play in at least one game in a season, and have a 3.50 cumulative grade point average. UNM's 14 scholar-athletes was the most not only for UNM, but it's the most scholar-athletes in football by any current team in the Mountain West. The last time a program had 14 or more scholar-athletes was in 2005-06, when the Brigham Young Cougars had 20 student-athletes honored.

Of the 14 Lobos that earned Mountain West Scholar-Athlete, nine return for the 2019 season

Kyle Stapley	3.88	Business Administration
Javohn Jones	3.89	Business Administration
Aaron Blackwell	3.68	Business Administration
Tyson Dyer	3.87	Business Administration
Matthew French	3.76	Exercise Science
David Zavala	3.89	Liberal Arts
Danny Sutton	3.63	Masters of Science
Coltin Gerhart	3.87	Masters of Science
Alex Hart	3.58	Master of B.A.
Aaron Overacker	3.98	Nuclear Engineering
Stephen Ruiz	4.00	Pre-Mathematics
Andrew Erickson	3.73	Pre-Mechanical Engineering
Gabe Ortega	3.63	Psychology
Cedric Patterson III	3.72	Psychology

Ye Old Stadium Tour Continueth...

Dreamstyle Stadium, the home of the Lobos was opened in 1960, and of the 130 FBS stadiums, it's pretty much right in the middle in terms of age. There are 65 stadiums newer, 62 older, and two others that also opened in 1960. UNM this week travels to Notre Dame Stadium, and it's 30 years older than Dreamstyle Stadium, and the game continues a trend of UNM playing in historic stadiums that were built before FDR became President in 1933.

Looking ahead to what UNM has scheduled out, and back to the first season of the Bob Davie era, UNM will have 10 such contests, including three in the oldest stadium in America still in use by an FBS team (Kyle Field, home of Texas A&M).

Year	Opponent	Stadium	Year Built	Age	Capacity	Attendance
2012	at Texas	Darrell K. Royal Memorial Stadium	1924	20th Oldest	100,119	100,990
2017	at Texas A&M	Kyle Field	1904	Oldest	102,733	99,051
2018	at Wisconsin	Camp Randall Stadium	1917	Sixth Oldest	80,321	77,003
2019	at Notre Dame	Notre Dame Stadium	1930	37th Oldest	77,622	
2020	at USC	Los Angeles Memorial Coliseum	1923	15th Oldest	77,500	
2020	at Mississippi State	Davis Wade Stadium at Scott Field	1914	Third Oldest	61,337	
2021	at Texas A&M	Kyle Field	1914	Oldest	102,733	
2022	at LSU	Tiger Stadium	1924	23rd Oldest	102,321	
2023	at Texas A&M	Kyle Field	1914	Oldest	102,733	
2025	at UCLA	Rose Bowl Stadium	1922	11th Oldest	90,888	

Should the game with Notre Dame draw a capacity crowd of 77,622, it would mark the fifth-largest crowd to see a Lobo game, barely topping the 77,003 that saw UNM and Wisconsin in 2018.

Feeling Hot, Hot, Hot

The following note is not about Buster Poindexter. The season opener for the Lobos had a kickoff temperature of 97 degrees, making it the hottest season opener as far as the opening kickoff temperature, in program history.

The previous high mark for a season that started at home was 92 degrees, in Bob Davie's first game in 2012 against Southern, and the season opener the next year against UTSA. The warmest opening kickoff for a season that started on the road was 95 degrees in 1985 at Texas Tech (which was not the "Death of Double T" game ... that was 1993).

The extended 7-day forecast has the temperature in South Bend for Saturday at a nice and comfy 72 degrees.

Not a Good Streak

For the fourth straight season, UNM has suffered a quarterback injury in the months of August of September. Brandt Hughes injured his shoulder in the opening half against Sam Houston State and was replaced by Sheriron Jones. It marked the fourth straight season this has happened in August or September.

Last year Tevaka Tuioti was knocked out of the Wisconsin game, giving way to Sheriron Jones (it happened two weeks later against Liberty

Turnover Table

2018	Takeaways	Pts.	Giveaways	Pts.
UIW	2	7	2	3
at WIS	2	0	3	21
at NMSU	5	21	2	7
LIB	1	3	4	14
at UNLV	2	14	1	0
at CSU	0	0	1	7
FS	0	0	1	7
at USU	3	6	5	13
SDSU	3	16	1	7
at AFA	3	7	2	14
BSU	0	0	3	21
WYO	1	0	1	0
Total	22	74	26	114

UNM Turnover Margin: -4
UNM TO Scoring Margin: -40 (UNM 12-of-22, Opp 18-of-26)

2019	Takeaways	Pts.	Giveaways	Pts.
SHSU	1	3	0	0
at UND				
NMSU				
at LIB				
at SJSU				
CSU				
at WYO				
HAW				
at NEV				
AFA				
at BSU				
USU				
Total	1	3	0	0

UNM Turnover Margin: +1
UNM TO Scoring Margin: +3 (UNM 1-of-1, Opp 0-of-0)



Associated Press Poll (9/8/2019)

Pl.	Team (First-place votes)	Record	Pts	Prev.
1	Clemson (56)	2-0	1544	1
2	Alabama (6)	2-0	1489	2
3	Georgia	2-0	1385	3
4	LSU	2-0	1336	6
5	Oklahoma	2-0	1315	4
6	Ohio State	2-0	1291	5
7	Notre Dame	1-0	1072	8
8	Auburn	2-0	1056	10
9	Florida	2-0	997	11
10	Michigan	2-0	936	7
11	Utah	2-0	905	13
12	Texas	1-1	877	9
13	Penn State	2-0	781	15
14	Wisconsin	2-0	714	17
15	Oregon	1-1	677	16
16	Texas A&M	1-1	643	12
17	UCF	2-0	544	18
18	Michigan State	2-0	495	19
19	Iowa	2-0	473	20
20	Washington State	2-0	343	22
21	Maryland	2-0	207	NR
22	Boise State	2-0	164	24
23	Washington	1-1	161	14
24	Southern California	2-0	137	NR
25	Virginia	2-0	122	NR

Others receiving votes: Iowa State 96, California 95, Mississippi State 73, TCU 66, North Carolina 48, Army 42, Colorado 21, Oklahoma State 20, Memphis 12, Arizona State 4, Boston College 2, Kentucky 2, Appalachian State 2, Syracuse 2, Minnesota 1

Amway/USA Today Coaches Poll (9/8/2019)

Pl.	Team (First-place votes)	Record	Pts	Prev.
1	Clemson	2-0	1572	
2	Alabama	2-0	1513	
3	Georgia	2-0	1415	
4	Oklahoma	2-0	1362	
5	LSU	2-0	1314	
6	Ohio State	2-0	1309	
7	Notre Dame	1-0	1118	
8	Florida	2-0	1064	
9	Auburn	2-0	993	
10	Michigan	2-0	945	
11	Penn State	2-0	868	
12	Utah	2-0	839	
13	Texas	1-1	823	
14	Wisconsin	2-0	739	
15	Texas A&M	1-1	668	
16	UCF	2-0	584	
17	Oregon	1-1	568	
18	Iowa	2-0	496	
19	Michigan State	2-0	446	
20	Washington State	2-0	418	
21	Washington	1-1	314	
22	Boise State	2-0	214	
23	Mississippi State	2-0	134	
24	USC	2-0	120	
25	Maryland	2-0	109	

Others receiving votes: Virginia 64, Kentucky 62, California 51, Iowa State 48, Memphis 46, Oklahoma State 45, North Carolina 42, Army 31, Boston College 31, NC State 28, TCU 28, Colorado 16, Stanford 8, Hawai'i 7, Appalachian State 6, Minnesota 5, Wyoming 3, Troy 2, Arizona State 2, Wake Forest 2, Nebraska 1, Navy 1, Tulane 1

as well). In 2017, Lamar Jordan was knocked out of the game in Boise on September 14, giving way to Coltin Gerhart. In 2016, Austin Apodaca was injured in the September 17 game at Rutgers, and Lamar Jordan replaced him.

The last time UNM escaped September unscathed was in 2015 when Lamar Jordan started 12 of 13 games, with the one switch a coaches decision.

Davis Hits the Century Mark

Ahmari Davis broke the 100-yard mark against Sam Houston State in the opener, going for 107 yards on 16 carries with a pair of touchdowns (he also added 58 yards receiving). For Davis, it marked his first 100-yard game as a Lobo, and since UNM switched away from the option last year, it was just the second 100-yard game for the program. Ironically, the other 100-yard game was by Tyrone Owens in a game that was actually dominated by Davis. Owens went for 110 yards against New Mexico State on September 15 of last year in a game in which Davis scored four touchdowns.

Those four touchdowns were his only scores of 2018.

I'll Take Somoye of That Please

Anu Somoye played in his 26th career game on Saturday in the opener against Sam Houston State, and he made the most of it, catching a career-high three passes for a career-high 63 yards. Somoye had a career total of nine catches in his first 35 career games, and over his freshman and sophomore season, Somoye had a grand total of two receptions.

His previous career-high for yards in a game was 36 yards on a pair of catches against Liberty, and he had two catches in a game three times, all last season (Incarnate Word, Liberty and Utah State).

Dyer Continues UNM's Strong Punting Game

Tyson Dyer probably punted more times than one would think in a game in which a team scored on eight possessions, but welcome to football in 2019, as the Lobos had 18 possessions in the game with Sam Houston State. Dyer punted nine times in the game, averaging 46.8 yards per kick without a touchback and netting 45.8 yards. The Lobo junior, who doubles as a mechanic on the side and is the oldest player on the team, also had a 59-yard punt that took a left turn and went out of bounds at the Sam Houston State two-yard line.

Welcome Back Alex!!!

Last year Alex Hart entered the 2018 season as a senior ready to man the middle of the field as a senior captain. This year, Alex Hart enters the 2019 season a senior ready to man the middle of the field as a senior captain. How is that one possible? Hart started the first three games of the 2018 season, and he was easily UNM's leading tackler through those three games, but he suffered a season-ending injury against New Mexico State in the waning moments of the opening half, and since he had never redshirted, and since he had only played in three games, he qualified for a medical redshirt, granting him a second straight senior season.

Hart Wasn't the Only One

Alex Hart wasn't the only Lobo who was able to take advantage of the new rule that allows a student-athlete to play up to four games and still earn a redshirt. Six Lobos were able to play in four or fewer games and still earn a redshirt for 2018:

Aaron Molina	4
Cedric Patterson III	3
Donte Martin	3
Bryson Carroll	2
Trae Hall	1
Andrew Erickson	1

And You Thought the 80s were the Only Time Period Where You Could Wear Two Redshirts

Traditionally, you can only redshirt once. However, you can now redshirt twice, and three Lobos are now double redshirts. All three Lobos were able to utilize a rule that allows for an injury redshirt after redshirting as an academically eligible freshman. Daevon Vigilant earned his second redshirt for his 2017 season in which he was injured for the season in the opening game of the year.

Last year, both Q' Drennan and Tevaka Tuioti were able to get a second redshirt despite playing in 2018. Drennan was hurt on the season-opening drive after a 40-yard reception, and since he was redshirted in 2015 as an academically eligible freshman, he earned a second redshirt and will be in graduate school as a junior in eligibility for 2019.

Tuioti, who was injured against Wisconsin, missed the New Mexico State game and then suffered a season-ending injury in the fourth game of the season (his third) against Liberty. Since he also redshirted as an academically eligible freshman in 2016, he earned a second redshirt and in 2019 he will be a sophomore.

Well That Was Fast

When the Lobos were an option team, the Lobos would wear teams down and had scoring drives that regularly topped four or five minutes. So far this season, that is not the case. Of UNM's four touchdown drives against Sam Houston State, the longest was 1:57, and that was the only one of the four over one minute.

The Lobos had scoring drives of 1:57, 0:59, 0:41 and 0:23, for an average of 1:00 per touchdown drive. Last year in the season opener against Incarnate Word, the Lobos had nine touchdown drives, but only five of the nine were under two minutes.

Stat of the Week

101

The number of snaps on defense by UNM's Alexander "Moana" Vainikolo against Sam Houston State in the season opener. Last year Vainikolo played in all 12 games but played in just 301 total snaps.



Career Starts

OFFENSE

QBs	'15	'16	'17	'18	'19	Total
4 Sheriron Jones	7	0	0	0	0	7
8 Tevaka Tuoti	1	3	0	0	0	4
12 Brandt Hughes	1	0	0	0	0	1

RBs	'15	'16	'17	'18	'19	Total
28 Ahmari Davis	0	0	0	0	0	0

TEs	'15	'16	'17	'18	'19	Total
88 Marcus Williams	6	6	0	0	0	12
82 Jeffrey Jones, Jr	1	0	0	0	0	1

WRs	'15	'16	'17	'18	'19	Total
23 Jay Griffin IV	4	10	1	0	0	15
8 Q' Drennan	0	12	0	0	0	12
7 Anselem Umeh	0	9	1	0	0	10
19 Elijah Lilly	0	1 (DB)	6	0	0	7
9 Jordan Kress	0	0	0	0	0	0

OL	'15	'16	'17	'18	'19	Total
79 Chris Estrella	3	12	1	0	0	16
50 Teton Saltes	2	12	1	0	0	15
64 Kyle Stapley	12	1	0	0	0	13
76 Jarred Sylvester	6	0	0	0	0	6
78 Javon Mosely	1	0	0	0	0	1
66 Jacob Jankoviak	1	0	0	0	0	1

DL	'15	'16	'17	'18	'19	Total
52 Aaron Blackwell	4	12	1	0	0	17
93 Nahje Flowers	11	0	0	0	0	11
90 Erin Austin	0	1	0	0	0	1
84 Trent Sellers	0	0	0	0	0	0

LBs	'15	'16	'17	'18	'19	Total
33 Alex Hart	0	1	12	3	1	17
46 Brandon Shook	4	0	0	0	0	4
30 Alexander "Moana" Vainikalo	0	1	0	0	0	1
18 Dylan Horton	0	1	0	0	0	1

DBs	'15	'16	'17	'18	'19	Total
6 De'John Rogers	3	1	0	0	0	4
12 Patrick Peek	1	1	0	0	0	2
32 Johnny Hernandez	0	1	0	0	0	1
8 Donte Martin	0	0	0	0	0	0
11 Kameron Miller	0	0	0	0	0	0

DEFENSE	'15	'16	'17	'18	'19	Total
----------------	-----	-----	-----	-----	-----	--------------

Lobos in the NFL

Byron Bell **Green Bay Packers** **Offensive Tackle**
Bell was an undrafted free agent and is his eighth season in the NFL and second with the Green Bay Packers after one with the Dallas, one with Tennessee and four with the Panthers. He has started 83 games in his NFL career, playing in 102 games.

Jason Sanders **Miami Dolphins** **Kicker**
Sanders is in his second season with Miami after getting drafted in the seventh round by Miami. He is 35-for-36 on extra points in his career and 18-for-20 on field goals, with a long of 50. He has hit 55 of 70 kickoffs for touchbacks. He was named to the PFWA 2018 All-Rookie Team.

Corey Bojorquez **Buffalo Bills** **Punter**
Bojorquez is in his second season with Buffalo. He spent the 2018 camp with New England after earning an invite to tryout camp and then getting signed to a free agent contract. He averaged 45.1 yards per punt in his first season, and 22 of 45 punts inside the 20 with a long of 60 yards.

D'Angelo Ross **New England Patriots** **Defensive Back**
Ross is in his first season after signing a free agent contract with the New England Patriots. He is currently on the injured list.

Saltes Stands Tall

Teton Saltes is one of the league's top tackles, and he proved it on Saturday against Sam Houston State. Saltes played on 76 snaps, and of those 76 snaps, he did not allow a sack, a quarterback hit, or a hurry. His pass blocking efficiency rating of 100% (per PFF) is topped only by Wyoming's Alonzo Velazquez, who also has not allowed a sack, a quarterback hit or a hurry, but he has played 132 snaps.

You Get a Scholarship...and You Get a Scholarship!

On June 6, five Lobos, including three New Mexico natives, were awarded scholarships by head coach Bob Davie in a surprise announcement during Thursday meetings, bringing cheers from their teammates.

The five Lobos earning scholarships were Bobby Cole (a redshirt running back from Chatsworth, California), Andrew Erickson (a redshirt freshman receiver from Albuquerque's Manzano High School), Micah Gray (a redshirt sophomore running back from Clovis High School), Hayden Wilson (a redshirt sophomore offensive lineman from Rio Rancho's Cleveland High School) and Nic Wilson (a redshirt freshman cornerback from San Bernardino, California).

"I'm proud of the work that all five of these young men have done at UNM," said Davie. "Whether it's the hard work they have put in on the field, or in the classroom, or in the community, they have represented themselves, this program and our institution in outstanding fashion. I'm excited for them and their families. They have earned this."

Gray and Cole saw playing time in 2018 as redshirt freshmen, mostly on special teams, but both had a solid spring camp and saw plenty of action toting the football at running back as well as participating on special teams. For Erickson, Hayden Wilson and Nic Wilson, all three were freshmen last year and all had terrific seasons on the scout team in 2018, and then turned in great spring camps in 2019.

Overall, the five bring the total of former walk-ons elevated to scholarship status under Bob Davie to 23, and Erickson, Gray and Wilson bring the total of New Mexico natives elevated to scholarship status to 15. Gray and Wilson both served as the New Mexico Man last season, with Gray earning the honor on September 29 against Liberty and Wilson on November 24 against Wyoming. Of the 28 New Mexico Men that started their careers as walk-ons at UNM, 12 have now earned scholarships.

The New Mexico Man tradition was started by Davie in 2012. In the program a walk-on, or former walk-on player is designated as the "New Mexico Man" each home week during the season. The selected player leads the team onto the field with the New Mexico state flag before home games as well as in Las Cruces at the Rio Grande Rivalry game between the Lobos and New Mexico State. During the game, the New Mexico Man wears a special uniform patch in the shape of the state of New Mexico on their jersey.

Of the previous 18 student-athletes put on scholarship by Davie, 12 were natives of New Mexico. Those names include David Anaya, Javohn Jones, Xavier Madrid, Jeric Magnant, Zack Rogers, Steven Romero, John Russo, Andrew Shelley, Thomas Vieira, Michael Walsh, Randy Williams and Reece White. Overall, UNM has 17 New Mexico natives on the preliminary 2019 roster, with more set to join when classes begin in August. The 17 New Mexico players is the most of any Division I team, with 11 on full scholarship.

A Semester and Year to Remember

The Lobos turned in a pair of semesters in the classroom like no other, combining for the best academic year for the Lobo football team in the history of the program. For the Fall semester, the team turned in a 2.83 GPA for the Fall, which was the best Fall semester in the history of the program. The team then topped that in the Spring with a 2.92, which is the second-highest GPA in the program's history, behind only a 2.96 GPA in the Spring of 2003. The combined GPA of 2.88 is the best combined GPA for the two semesters in the history of the program.

Ch-Ch-Ch-Changes

UNM made some changes to its coaching staff for the 2019 season.

The Lobos have a new offensive and defensive coordinator for the 2019 season. Joe Dailey is in his first season as the offensive coordinator and quarterbacks coach after coming to UNM from Liberty University. With Dailey handling the quarterbacks, Apollo Wright has moved over from quarterbacks to running backs. UNM's defensive coordinator is Jordan Peterson, who has served as the safeties coach for the past three seasons, and he takes over for Kevin Cosgrove, who is now with LSU.

UNM also has two new defensive coaches, both coaching linebackers. Dan Carrel and Dillon Sanders will coach linebackers, taking over for Cosgrove and Archie McDaniel. Carrel came to UNM from Houston, and Sanders came to UNM from Kentucky.

Special Teams Tackles (2019)

Player	Total	KO	Punt
Patrick Peek	1	1	0
Antonio Hunt	1	1	0
Nico Bolden	1	0	1
Jared EnRico	1	0	1
Total	4	2	2

Beauty Tip of the Week

\$5,000

That's the money raised for the Lobo Scholarship Fund when booster Dee Dennis got the winning bid for Kyle Stapley to shave his beard of over three years. The offensive line, and Dennis, did the honors.





Record Watch

CAREER RUSHING YARDS

	Yds.	Player	Years
1.	4,973	DonTrell Moore	2002-05
2.	3,862	Mike Williams	1975-78
3.	3,564	Rodney Ferguson	2004-08
4.	3,332	Winslow Oliver	1992-95
5.	3,233	Kasey Carrier	2009-13
6.	3,146	Teriyon Gipson	2013-16
7.	2,935	Fred Henry	1970-72
8.	2,725	Jhurell Pressley	2012-15
9.	2,672	Tyrone Owens	2015-18
10.	2,520	Willie Turrall	1982-85
11.	2,503	Lamar Jordan	2014-17
12.	2,364	Mike Carter	1978-82
13.	2,131	Lennox Gordon	1995-98
14.	2,090	Jarrold Baxter	1998-01
15.	2,071	Rocky Long	1969-71
16.	2,030	Jimmy Sayers	1977-80
17.	2,001	Don Perkins	1957-59
18.	1,971	Dave Bookert	1967-69
19.	1,937	Bobby Santiago	1960-62
20.	1,860	Cole Gautsche	2012-16
21.	1,840	Rich Diller	1971-73
22.	1,833	Holmon Wiggins	1998-01
23.	1,667	David Osborn	1979-82
24.	1,663	Michael Johnson	1980-83
25.	1,603	Crusoe Gongbay	2011-14
26.	1,531	Sam Scarber	1968-70
27.	1,471	Rudy Krall	1946-48
28.	1,466	Nate McCall	1970-71

Lobo Walk Ons

Here are the Lobo Walk-ons by position that are on the active roster:

- QB (1) Connor Genal, Santa Fe Springs, Calif. (St. Paul HS)
- TE (1) Kyle Hester, Gilbert, Ariz. (Highland HS)
- RB (0) None
- WR (3) Nick Foster, Orinda, Calif. (Santa Barbara CC/Miramonte HS)
Jonah Leyva, Carlsbad, N.M. (Carlsbad HS)
Reece Wilkinson, Albuquerque, N.M. (La Cueva HS)
- OL (3) Colston Chacon, La Habra, Calif. (Corona Del Mar HS)
Daniel Hammons, Joshua, Texas (West Texas A&M/Godley HS)
Brad Murphy, Morgan Hill, Calif. (CC of San Francisco/Valley Christian HS)
Tayo Regenold, Santa Fe, N.M. (St. Michael's HS)
- P (1) John Mitchell III, Great Falls, Va. (OLOGC HS)
- K (2) Dylan Kelly-Romero, Los Lunas, N.M. (Los Lunas HS)
Donovan Murphree, Ft. Collins, Colo. (Fossil Ridge HS)
- LS (1) Aiden Kneller, Englewood, Colo. (Cherry Creek HS)
- DL (4) Ben Bertram, Albuquerque, N.M. (Sandia HS)
Louis Harden, San Clemente, Calif. (San Clemente HS)
Emmanuel Malek, Arlington, Texas (Sam Houston HS)
Harshan Sachdeva, Bakersfield, Calif. (Stockdale HS)
- S (1) Ryan Romero, Rancho Santa Margarita, Calif. (Tesoro HS)
- LB (4) Matt French, Crestview, Fla (Crestview HS)
Dequez Irving, Wichita, Kan. (Wichita East HS)
Xavier Vigil, Santa Fe, N.M. (St. Michael's HS)
Josh Woisin, Albuquerque, N.M. (La Cueva HS)

Lobo Captains

UNM's captains for 2019 are Alex Hart, Trent Sellers, Kyle Stapley and Aaron Blackwell. With the selection of Hart, he becomes just the third three-time captain in the history of Lobo Football, having served as a captain in both 2017 and 2018. Ironically, he was a teammate of the other two, as Lamar Jordan (2014-16) and Dakota Cox (2014-16) also were three-time captains.

Now That's Explosive

The Lobos had four plays from scrimmage that were longer than 40 yards in the season opener, and for the season the Lobos are tied for 2th nationally in plays from scrimmage of 40 yards or longer. Of the 46 teams that have had at least four plays of 40 yards or longer, only New Mexico and Troy have not played two games.

Attention, the Following Top 15 Listing is for Passing

What appears below is the NCAA statistics for games played through week two for passing yards per game. These are the top 15 teams, and yes that's New Mexico, the team that led the nation in rushing yardage in 2016, listed in the top 15. Do not adjust your computer screens.

	Name	G	Att	Comp	Pct.	Yards	Yards/Att	TD	Int	Rating	Att/G	Yards/G
1	Temple	1	46	36	78.3	507	11.0	5	1	202.36	46.0	507.0
2	Washington State	2	91	72	79.1	988	10.9	11	1	208.01	45.5	494.0
3	Purdue	2	104	68	65.4	932	9.0	9	3	163.46	52.0	466.0
4	Hawai'i	2	100	64	64.0	857	8.6	9	5	155.69	50.0	428.5
5	LSU	2	78	61	78.2	821	10.5	9	1	202.15	39.0	410.5
6	Utah State	2	93	68	73.1	808	8.7	6	3	160.94	46.5	404.0
7	Colorado State	2	80	57	71.3	770	9.6	7	2	175.98	40.0	385.0
8	Indiana	2	82	54	65.9	767	9.4	5	2	159.66	41.0	383.5
9	Oklahoma	2	54	44	81.5	755	14.0	9	0	253.92	27.0	377.5
10	Ball State	2	83	59	71.1	742	8.9	8	2	173.17	41.5	371.0
11	Wake Forest	2	74	55	74.3	713	9.6	6	0	182.01	37.0	356.5
12	Texas	2	91	63	69.2	710	7.8	8	0	163.78	45.5	355.0
13	Texas Tech	2	102	71	69.6	700	6.9	5	1	141.48	51.0	350.0
14	Boise State	2	85	52	61.2	689	8.1	2	2	132.32	42.5	344.5
15	New Mexico	1	40	18	45.0	340	8.5	0	0	116.40	40.0	340.0

Davie Can Extend His Non-Conference Mark

Bob Davie is the only Lobo coach to record two non-conference wins in each of his first seven seasons at the helm of the Lobos, and with games against Sam Houston State, Notre Dame, New Mexico State and Liberty, he has a chance to extend that streak to eight straight years. The only other Lobo coach to ever win at least two non-conference match-ups in his first five seasons was Ted Shipkey, who did it from 1937-41. Here are a few things that did not exist the last time before Davie that a Lobo coach won at least two non-conference games in his first five seasons:

- *World War I (World War II hadn't started yet, so World War I was referred to as the Great War.)
- *Daylight Savings Time (started in 1942)
- *Anne Frank's Diary (she started writing it on her 13th birthday in 1942)
- *Stephen Hawking (he was born in 1942)
- *Color Film (Eastman Kodak invented it in 1942)
- *Chemotherapy (This was first tested in 1942 by Alfred Gilman, Louis S. Goodman and Frederick S. Phillips)

UNM Can Add to This List

Of the top 10 teams that UNM has defeated the most, the Lobos face off with four of them this season. Below is the list:

Pl.	Wins	Opponent	This Year
1.	71	New Mexico State	September 21
2.	43	UTEP	
3.	34	Wyoming	October 26
4.	25	Colorado State	October 11
5.	24	Northern Arizona	
6.	20	Arizona	
7.	17	Utah	
8.	15	San Diego State	
9.	14	Air Force	November 9
	14	BYU	
	14	Albuquerque Indian School	

Stat of Note

4

The number of field goals by Andrew Shelley on Saturday. Shelley attempted just eight field goals in all of 2018, hitting seven. He is now 11-for-12 in his Lobo career with a long of 53 yards.



100-yard Rushing Games Under Bob Davie (by Date)

Pl.	Total	Player	Opponent	Date
1.	103	Demarcus Rogers	Southern	9/1/2012
2.	129	Kasey Carrier	at New Mexico State	9/22/2012
3.	191	Kasey Carrier	Texas State	10/6/2012
4.	161	Kasey Carrier	at Hawai'i	10/13/2012
5.	104	Cole Gautsche	at Hawai'i	10/13/2012
6.	338	Kasey Carrier	at Air Force	10/20/2012
7.	136	Kasey Carrier	Fresno State	10/27/2012
8.	149	Cole Gautsche	at Wyoming	11/10/2012
9.	109	Kasey Carrier	at Wyoming	11/10/2012
10.	145	Kasey Carrier	Nevada	11/17/2012
11.	118	Cole Gautsche	UTSA	8/31/2013
12.	291	Kasey Carrier	at UTEP	9/7/2013
13.	191	Kasey Carrier	UNLV	9/28/2013
14.	119	Carlos Wiggins	UNLV	9/28/2013
15.	108	Cole Gautsche	UNLV	9/28/2013
16.	127	Cole Gautsche	New Mexico State	10/5/2013
17.	126	Kasey Carrier	New Mexico State	10/5/2013
18.	113	Cole Gautsche	at Wyoming	10/12/2013
19.	104	Kasey Carrier	at Wyoming	10/12/2013
20.	179	Kasey Carrier	Air Force	11/8/2013
21.	140	Cole Gautsche	Air Force	11/8/2013
22.	184	Cole Gautsche	UTEP	8/30/2014
23.	139	Crusoe Gongbay	at New Mexico State	9/20/2014
24.	163	Crusoe Gongbay	Fresno State	9/26/2014
25.	106	Lamar Jordan	at UTSA	10/4/2014
26.	102	Jhurell Pressley	at UTSA	10/4/2014
27.	148	Jhurell Pressley	at Air Force	10/18/2014
28.	138	Jhurell Pressley	at UNLV	11/1/2014
29.	154	Jhurell Pressley	vs. Boise State	11/8/2014
30.	205	Teriyon Gipson	vs. Boise State	11/8/2014
31.	109	Jhurell Pressley	at Colorado State	11/22/2014
32.	101	Jhurell Pressley	Wyoming	11/29/2014
33.	108	Daryl Chestnut	Mississippi Valley St.	9/5/2015
34.	147	Lamar Jordan	at Wyoming	9/26/2015
35.	103	Jhurell Pressley	at Wyoming	9/26/2015
36.	157	Lamar Jordan	New Mexico State	10/3/2015
37.	142	Teriyon Gipson	New Mexico State	10/3/2015
38.	132	Jhurell Pressley	Boise State	11/14/2015
39.	170	Jhurell Pressley	Air Force	11/28/2015
40.	135	Lamar Jordan	Arizona	12/19/2015
41.	181	Teriyon Gipson	South Dakota	9/1/2016
42.	101	Lamar Jordan	at Rutgers	9/17/2016
43.	156	Teriyon Gipson	San Jose State	10/1/2016
44.	117	Tyrone Owens	San Jose State	10/1/2016
45.	139	Lamar Jordan	Boise State	10/7/2016
46.	140	Teriyon Gipson	vs. Air Force	10/15/2016
47.	126	Tyrone Owens	vs. Air Force	10/15/2016
48.	171	Tyrone Owens	ULM	10/22/2016
49.	134	Tyrone Owens	at Hawai'i	10/29/2016
50.	121	Teriyon Gipson	Nevada	11/5/2016
51.	107	Teriyon Gipson	at Utah State	11/12/2016
52.	157	Tyrone Owens	at Colorado State	11/19/2016
53.	217	Teriyon Gipson	Wyoming	11/26/2016
54.	176	Lamar Jordan	Wyoming	11/26/2016
55.	121	Richard McQuarley	Wyoming	11/26/2016
56.	156	Coltin Gerhart	at Tulsa	9/23/2017
57.	179	Richard McQuarley	Air Force	9/30/2017
58.	159	Tyrone Owens	Colorado State	10/20/2017
59.	164	Tyrone Owens	UNLV	11/17/2017
60.	145	Daryl Chestnut	UNLV	11/17/2017
61.	116	Lamar Jordan	UNLV	11/17/2017
62.	110	Tyrone Owens	at New Mexico State	9/15/2018
63.	107	Ahmari Davis	Sam Houston State	8/31/2019

Davie Now Fourth All By Himself

Bob Davie moved all alone into fourth place among the winningest coaches in Lobo history with the 39-31 win over Sam Houston State. He needs six more wins to move into third place.

Pl. Coach..... Years..... W

- 1. Rocky Long.....1998-0865
- 2. Roy Johnson.....1920-3041
- 3. Bill Weeks1960-6740
- 4. **Bob Davie** **2012-present** **34**
- 5. Dennis Franchoine.....1992-9733
- 6. Bill Mondt.....1974-7931
- 7. Ted Shipkey.....1937-4130
- 8. Rudy Feldman.....1968-7324
- 9. Willis Barnes.....1942-4619
- 10. Joe Morrison.....1980-8218

Two Lobos Make the PFF Week 1 Team of the Week

Marcus Williams was named to the Pro Football Focus Mountain West Offensive Team of the Week, and Trent Sellers made the PFF Mountain West Defensive Team of the Week.

Debuts

The Lobos played 62 players on Saturday, and of those, 21 were making their New Mexico Lobo debuts. Here is the breakdown of the debuts by class for UNM. The interesting part of that is even UNM used three freshmen in the game, two of them played in under four games in 2018, meaning just Donovan Murphree, the kickoff specialist, made his Lobo debut as a rookie.

Senior (1): Trent Sellers

Junior (14): James Lewis, Jordan Kress, Brandt Hughes, Michael LoVett III, Letayveon Beaton, Emmanuel Logan-Greene, Devin Sanders, Jacobi Hearn, Brandon Burton, Reco Hannah, Jacob Jankoviak, Kyle Jarvis, Joey Noble, Ben Gansallo

Sophomore (5): Shadrack Lowery, Jerrick Reed II, Antonio Hunt, Nic Wilson, Hayden Wilson

Freshman (1): Donovan Murphree

Overall, 33.9 percent of the players that played on Saturday were making their Lobo debuts.

Here is what is back

Here is what is returning and what isn't returning for the Lobos for the 2019 season.

Rushing Statistics	Total	Returning	Lost
Attempts	505	220 (43.5%)	285 (56.5%)
Yards	2,117	893 (42.2%)	1,224 (57.8%)
TDs	17	7 (41.4%)	10 (58.6%)
Passing Statistics	Total	Returning	Lost
Completions	153	126 (82.4%)	27 (17.6%)
Attempts	288	232 (80.6%)	56 (19.4%)
Yards	2,122	1,856 (87.5%)	266 (12.5%)
Touchdowns	21	18 (85.7%)	3 (14.3%)
Receiving Statistics	Total	Returning	Lost
Receptions	153	89 (58.2%)	64 (41.8%)
Yards	2,122	1,239 (58.4%)	883 (41.6%)
TD	21	11 (52.4%)	10 (47.6%)
Scoring	Total	Returning	Lost
Total Touchdowns	43	19 (44.2%)	24 (55.8%)
Total Points	319	171 (53.6%)	148 (46.4%)
Defensive Stats	Total	Returning	Lost
Sacks	26	12 (46.2%)	14 (53.8%)
Tackles For Loss	66	35.5 (53.8%)	30.5 (46.2%)
Pass Break Ups	35	4 (11.4%)	31 (88.6%)
Interceptions	9	1 (11.1%)	8 (88.9%)
Forced Fumbles	16	6 (37.5%)	10 (62.5%)
Fumble Recoveries	13	5 (38.5%)	8 (61.5%)

Fun Fact

5

The number of seasons it has been since UNM opened the season against an opposing coach not coaching his first game. Sam Houston State's K.C. Keeler has been with SHSU for five years. In 2015 (Mississippi Valley State), 2016 (South Dakota), 2017 (Abilene Christian) and 2018 (Incarnate Word), UNM's season opening opponent was being coached by a someone making his collegiate head coaching debut

Stat Tracker

18

The number of players from New Mexico that are on the roster. Based on online rosters of all 130 FBS teams, UNM's 18 New Mexico players is more than double any other team save one.



100-yard Rushing Games Under Bob Davie (by Yards)

Pl.	Total	Player	Opponent	Date
1.	338	Kasey Carrier	at Air Force	10/20/2012
2.	291	Kasey Carrier	at UTEP	9/7/2013
3.	217	Teriyon Gipson	Wyoming	11/26/2016
4.	205	Teriyon Gipson	vs. Boise State	11/8/2014
5.	191	Kasey Carrier	UNLV	9/28/2013
191	Kasey Carrier	Texas State	10/6/2012	
7.	184	Cole Gautsche	UTEP	8/30/2014
8.	181	Teriyon Gipson	South Dakota	9/1/2016
9.	179	Richard McQuarley	Air Force	9/30/2017
179	Kasey Carrier	Air Force	11/8/2013	
11.	176	Lamar Jordan	Wyoming	11/26/2016
12.	171	Tyrone Owens	ULM	10/22/2016
13.	170	Jhurell Pressley	Air Force	11/28/2015
14.	164	Tyrone Owens	UNLV	11/17/2017
15.	163	Crusoe Gongbay	Fresno State	9/26/2014
16.	161	Kasey Carrier	at Hawai'i	10/13/2012
17.	159	Tyrone Owens	Colorado State	10/20/2017
18.	157	Tyrone Owens	at Colorado State	11/19/2016
157	Lamar Jordan	New Mexico State	10/3/2015	
20.	156	Coltin Gerhart	at Tulsa	9/23/2017
156	Teriyon Gipson	San Jose State	10/1/2016	
22.	154	Jhurell Pressley	vs. Boise State	11/8/2014
23.	149	Cole Gautsche	at Wyoming	11/10/2012
24.	148	Jhurell Pressley	at Air Force	10/18/2014
25.	147	Lamar Jordan	at Wyoming	9/26/2015
26.	145	Daryl Chestnut	UNLV	11/17/2017
145	Kasey Carrier	Nevada	11/17/2012	
28.	142	Teriyon Gipson	New Mexico State	10/3/2015
29.	140	Teriyon Gipson	vs. Air Force	10/15/2016
30.	140	Cole Gautsche	Air Force	11/8/2013
31.	139	Lamar Jordan	Boise State	10/7/2016
139	Crusoe Gongbay	at New Mexico State	9/20/2014	
33.	138	Jhurell Pressley	at UNLV	11/1/2014
34.	136	Kasey Carrier	Fresno State	10/27/2012
35.	135	Lamar Jordan	Arizona	12/19/2015
36.	134	Tyrone Owens	at Hawai'i	10/29/2016
37.	132	Jhurell Pressley	Boise State	11/14/2015
38.	129	Kasey Carrier	at New Mexico State	9/22/2012
39.	127	Cole Gautsche	New Mexico State	10/5/2013
40.	126	Tyrone Owens	vs. Air Force	10/15/2016
41.	126	Kasey Carrier	New Mexico State	10/5/2013
42.	121	Richard McQuarley	Wyoming	11/26/2016
121	Teriyon Gipson	Nevada	11/5/2016	
44.	119	Carlos Wiggins	UNLV	9/28/2013
45.	118	Cole Gautsche	UTSA	8/31/2013
46.	117	Tyrone Owens	San Jose State	10/1/2016
47.	116	Lamar Jordan	UNLV	11/17/2017
48.	113	Cole Gautsche	at Wyoming	10/12/2013
49.	110	Tyrone Owens	at New Mexico State	9/15/2018
50.	109	Kasey Carrier	at Wyoming	11/10/2012
109	Jhurell Pressley	at Colorado State	11/22/2014	
52.	108	Daryl Chestnut	Mississippi Valley St.	9/5/2015
108	Cole Gautsche	UNLV	9/28/2013	
54.	107	Ahmari Davis	Sam Houston State	8/31/2019
107	Teriyon Gipson	at Utah State	11/12/2016	
56.	106	Lamar Jordan	at UTSA	10/4/2014
57.	104	Cole Gautsche	at Hawai'i	10/13/2012
104	Kasey Carrier	at Wyoming	10/12/2013	
59.	103	Jhurell Pressley	at Wyoming	9/26/2015
103	Demacrus Rogers	Southern	9/1/2012	
61.	102	Jhurell Pressley	at UTSA	10/4/2014
62.	101	Lamar Jordan	at Rutgers	9/17/2016
101	Jhurell Pressley	Wyoming	11/29/2014	

On This Date

Saturday, September 14 is the 257th day of the year, and there are 108 days remaining in 2019. Use them wisely please. September 14 is a great day if you like food as it's National Cream Filled Donut Day and National Hoagie Day. It's also National Sober Day, National Live Creative Day and National Virginia Day. The Lobos are 4-4 on September 14 all-time, having dropped two in a row. UNM is 0-3 on the road on this date.

L	9/14/2017	Boise State	14-28	Boise, ID
L	9/14/2013	Pittsburgh	27-49	Pittsburgh, PA
W	9/14/2002	Baylor	23-0	Albuquerque, NM
W	9/14/1996	Central Florida	17-7	Albuquerque, NM
L	9/14/1991	Hawai'i	13-35	Honolulu, HI
W	9/14/1985	New Mexico State	34-27	Las Cruces, NM
W	9/14/1974	Colorado State	32-23	Albuquerque, NM
L	9/14/1968	Colorado State	13-21	Albuquerque, NM

Many things have happened in the world on September 14. With Hurricane Dorian having just hit Carolina, Hurricane Florence hit Wrightsville Beach, North Carolina (2018), Estonia joined the European Union (2003), the largest vigil ever held on U.S. soil, the National Prayer Service at Washington National Cathedral was held for victims of the 9/11 attacks (2001), Kiribati, Nauru and Tonga joined the United Nations (1999), MCI Communications and WorldCom merge to form MCA WorldCom (1998), a player's strike cancels the rest of the MLB season and the playoff, denying the Montreal Expos a chance at a playoff run (1994), Joe Kittinger flew a gas balloon across the Atlantic Ocean, the first such solo flight (1984), Lebanese president-elect Bachir Gemayel was assassinated (1982), Nur Muhammad, the president of Afghanistan, was assassinated on the orders of Hafizullah Amin, who then became the new president of Afghanistan (1979), the U.S. Selective Service chose September 14 as the first date of the draft lottery (1969), OPEC (the Organization of Petroleum Exporting Countries) is founded (1960), Luna 2, launched by the USSR, crashed into the moon, the first man-made object to reach it (1959), the Russian Republic officially replaced the Russian Empire (1917), William McKinley, the 25th President of the United States, succumbs to injuries suffered in an assassination attempt in Buffalo on September 6, paving the way for Teddy Roosevelt to ascend to the presidency (1901), the Ottoman Empire ends the Russo-Turkish War by signing the Treaty of Adrianople (1829), the poem *Defence of Fort Mchenry* is written by Francis Scott Key, with the poem later used as the lyrics to *the Star-Spangled Banner* (1814), for the only time in history, September 14th followed September 2 as the British Empire switched to the Gregorian calendar, skipping the 11 days between September 2 and September 14 (1752), Handel's *Messiah* is completed (1741), and Emperor Heraclius made his triumphant return to Constantinople after defeating the Persian Empire (81).

Famous people born on September 14 include football player Deshaun Watson (Houston Texans, 1995), actor Jesse James (Pearl Harbor, 1989), golfer Tony Finau (1989), receiver Michael Crabtree (Oakland Raiders, 1987), baseball player Delmon Young (Tampa Bay Rays, 1985), singer Amy Winehouse (Rehab, 1984), football player Froste Rucker (Arizona Cardinals, 1983), pitcher Josh Outman (Colorado Rockies, 1983), chef/author and former Mrs. Billy Joel Katie Lee (1981), actor Andrew Lincoln (Rick Grimes on The Walking Dead, 1973), rapper Nas (1973), golfer Notah Begay III (1972), actress Kimberly Paisley-Williams (Father of the Bride, 1971), actress Michelle Stafford (The Young and the Restless, 1968), actress Faith Ford (Murphy Brown, 1964), Wendy Thomas (the logo for Wendy's, 1961), actress Melissa Leo (I'm Dying Up Here, 1960), singer Barry Cowhill (The Cowhills, 1954), singer Tommy Seebach (Apache, the greatest music video ever, 1949), basketball coach Larry Brown (too many to list, 1940), actor Walter Koenig (Chekov on the original Star Trek, 1936), former San Diego Padres announcer and manager Jerry Coleman (1924), actor Clayton Moore (The Lone Ranger, 1914) and Maria, Queen of Aragon (1401).

Sadly on this day the world lost actor Patrick Swayze (Roadhouse, Dirty Dancing, 2009), Princess of Monaco and former actress Grace Kelly (1982), President William McKinley (1901), Aaron Burr, the third Vice President of the United States, who lost a duel with Alexander Hamilton (1836), French monk Dom Pérignon (yes, the guy the champagne is named after, 1715), minister and philanthropist John Harvard, who on his deathbed bequeathed his estate to the Massachusetts Bay Colony, which would change it's name to Harvard University (1638) and Drusus Julius Caesar (23).

The New Mexico Man

Ever since Bob Davie became head coach, UNM has designated a walk-on, or former walk-on player as the "New Mexico Man" each week during the season. The designated player leads the team onto the field with the New Mexico state flag before home games as well as in Las Cruces at the Rio Grande Rivalry game between the Lobos and New Mexico State. The player runs with the flag across the field to the north end zone, where he waves it for the home crowd.

Coach Davie and his staff will select the weekly player, based on dedication, work ethic, team spirit and unselfishness that exemplifies Lobo football and the state of New Mexico. "Walk-ons are critical to our success here at UNM," Davie said at the implementation of the program. "I have tremendous respect for all of them and want to have a way to recognize their importance and contributions to the program." The following is the complete list of New Mexico Men for the program since its inception in 2012.

2012 New Mexico Men

Sept. 1	Jeric Magnant (Rio Rancho)	Southern
Sept. 22	David Anaya (Roswell)	at New Mexico State
Sept. 29	David Anaya (Roswell)	Boise State
Oct. 6	Reece White (Rio Rancho)	Texas State
Oct. 27	Tim Foley (Rio Rancho)	Fresno State
Nov. 10	Greg Rivara (Albuquerque)	Wyoming
Nov. 17	Matt Raymer (Albuquerque)	Nevada

Stat Tracker

53

The career-long field goal last season for Andrew Shelley, which was the longest ever by a Lobo freshman.

Stat Tracker

18

The number of FBS coaches that have been at their schools longer than Bob Davie, who is entering his eighth season. There are 130 FBS coaches, and among Group of 5 coaches, Davie is eighth in longevity.



Series History vs. Ranked Teams

New Mexico is 6-55 all-time against ranked opponents dating back to the 1940 season. UNM is 4-25 at home vs. ranked opponents, 2-29 on the road and 0-1 on neutral fields. UNM's last win over a ranked opponent was on October 25, 2003 when the Lobos won at No. 23 Utah 47-35. UNM's last win over a top 10 program was also against Utah, a 23-21 win on November 5, 1994. UNM is 1-17 all-time against top-10 teams and 0-5 vs. top-five teams.

Table with columns: Opponent (RK), Res, Score, Date. Lists game results from 1940 to 2018.

2013 New Mexico Men

Table with columns: Date, Player, Opponent. Lists 2013 season games.

2014 New Mexico Men

Table with columns: Date, Player, Opponent. Lists 2014 season games.

2015 New Mexico Men

Table with columns: Date, Player, Opponent. Lists 2015 season games.

2016 New Mexico Men

Table with columns: Date, Player, Opponent. Lists 2016 season games.

2017 New Mexico Men

Table with columns: Date, Player, Opponent. Lists 2017 season games.

2018 New Mexico Men

Table with columns: Date, Player, Opponent. Lists 2018 season games.

2019 New Mexico Men

Table with columns: Date, Player, Opponent. Lists 2019 season games.

Birthday Chart

August

Table with columns: Date, Player/Coach, Age. Lists August birthdays.

September

Table with columns: Date, Player/Coach, Age. Lists September birthdays.

October

Table with columns: Date, Player/Coach, Age. Lists October birthdays.

November

Table with columns: Date, Player/Coach, Age. Lists November birthdays.

December

Table with columns: Date, Player/Coach, Age. Lists December birthdays.

Oldest Lobo: Tyson Dyer (5/27/1992)
Youngest Lobo: Harshan Sachdeva (8/14/2001)

AUG. 31 SAM HOUSTON ST. SEPT. 14 AT NOTRE DAME SEPT. 21 NEW MEXICO STATE SEPT. 28 AT LIBERTY



OCT. 4 AT SAN JOSE STATE OCT. 11 COLORADO STATE OCT. 19 AT WYOMING OCT. 26 AIR FORCE

NOV. 2 AT NEVADA NOV. 9 HAWAI'I NOV. 16 AT BOISE STATE NOV. 30 UTAH STATE

QB - #4 Sheriron Jones

2018										
Date	Opponent	C-A-I	Yds	TD	LG	Rush	Yds	TD	LG	
Sept 1	UIW	1-3-0	22	1	22	4	18	0	8	
Sept 8	at WISC	9-16-2	79	1	17	7	5	0	3	
Sept 15	at NMSU	12-19-1	127	0	22	7	7	0	16	
Sept 29	LIBERTY	15-27-3	312	4	79	6	44	0	32	
Oct 6	at UNLV	13-20-0	250	4	74	8	72	0	20	
Oct 13	at CSU	12-20-0	165	2	52	9	35	0	13	
Oct 20	FS	15-32-1	132	1	26	10	42	0	19	
Oct 27	at USU	10-25-3	110	0	30	3	-4	0	5	
Nov 3	SDSU				Did Not Play					
Nov 10	at AFA	6-9-1	114	0	56	6	-6	0	8	
Nov 16	BSU	8-13-1	103	0	29	12	56	0	18	
Nov 24	WYO	1-3-0	3	0	3	6	17	0	15	
TOTAL		102-187-12	1417	13	79	78	286	0	32	

2019										
Date	Opponent	C-A-I	Yds	TD	LG	Rush	Yds	TD	LG	
Aug 31	SHSU	6-11-0	122	0	47	6	35	2	11	
Sept 14	at ND				Did Not Play					
Sept 21	NMSU				Did Not Play					
Sept 28	at LIBERTY				Did Not Play					
Oct 4	at SJSU				Did Not Play					
Oct 11	CSU				Did Not Play					
Oct 19	at WYO				Did Not Play					
Oct 26	HAW				Did Not Play					
Nov 2	at NEV				Did Not Play					
Nov 9	AFA				Did Not Play					
Nov 16	at BSU				Did Not Play					
Nov 30	USU				Did Not Play					
TOTAL		6-11-0	122	0	47	6	35	2	11	
CAREER		108-198-12	1539	13	79	84	321	2	32	

QB - #8 Tevaka Salanoa-Tuioti										
2017										
Date	Opponent	C-A-I	Yds	TD	LG	Rush	Yds	TD	LG	
Sept 2	ACU	1-1-0	9	0	9	0	0	0	0	
Sept 9	NMSU	10-19-0	151	2	27	2	8	0	5	
Sept 14	at BSU				Did Not Play					
Sept 23	at Tulsa				Did Not Play					
Sept 30	AFA				Did Not Play					
Oct 14	at FS	13-24-1	200	0	44	5	14	0	10	
Oct 20	CSU	5-16-0	84	1	47	9	62	0	27	
Oct 28	at WYO	8-17-3	47	0	17	3	3	0	2	
Nov 4	USU	8-15-0	54	0	10	5	39	1	34	
Nov 11	TA&M	2-6-0	4	0	2	2	9	0	9	
Nov 17	UNLV				Did Not Play					
Nov 24	at SDSU	10-20-2	156	1	62	2	7	0	4	
TOTAL		57-118-6	705	4	62	28	142	1	34	

2018										
Date	Opponent	C-A-I	Yds	TD	LG	Rush	Yds	TD	LG	
Sept 1	UIW	13-21-1	327	4	69	11	54	1	20	
Sept 8	at WISC	5-8-0	55	1	13	1	4	0	4	
Sept 15	at NMSU				Did Not Play					
Sept 29	LIBERTY	6-14-1	57	0	22	3	42	0	28	
Oct 6	at UNLV				Did Not Play					
Oct 13	at CSU				Did Not Play					
Oct 20	FS				Did Not Play					
Oct 27	at USU				Did Not Play					
Nov 3	SDSU				Did Not Play					
Nov 10	at AFA				Did Not Play					
Nov 16	BSU				Did Not Play					
Nov 24	WYO				Did Not Play					
TOTAL		24-43-2	439	5	69	15	100	1	28	

2019										
Date	Opponent	C-A-I	Yds	TD	LG	Rush	Yds	TD	LG	
Aug 31	SHSU				Did Not Play					
Sept 14	at ND				Did Not Play					
Sept 21	NMSU				Did Not Play					
Sept 28	at LIBERTY				Did Not Play					
Oct 4	at SJSU				Did Not Play					
Oct 11	CSU				Did Not Play					
Oct 19	at WYO				Did Not Play					
Oct 26	HAW				Did Not Play					
Nov 2	at NEV				Did Not Play					
Nov 9	AFA				Did Not Play					
Nov 16	at BSU				Did Not Play					
Nov 30	USU				Did Not Play					
TOTAL		0-0-0	0	0	0	0	0	0	0	
CAREER		81-161-8	1144	9	69	43	242	2	34	

QB - #10 Trae Hall										
2018										
Date	Opponent	C-A-I	Yds	TD	LG	Rush	Yds	TD	LG	
Sept 1	UIW				Did Not Play					
Sept 8	at WISC				Did Not Play					
Sept 15	at NMSU				Did Not Play					
Sept 29	LIBERTY				Did Not Play					
Oct 6	at UNLV	0-0-0	0	0	0	1	6	0	6	
Oct 13	at CSU				Did Not Play					
Oct 20	FS				Did Not Play					
Oct 27	at USU				Did Not Play					
Nov 3	SDSU				Did Not Play					
Nov 10	at AFA				Did Not Play					
Nov 16	BSU				Did Not Play					
Nov 24	WYO				Did Not Play					
TOTAL		0-0-0	0	0	0	1	6	0	6	

2019										
Date	Opponent	C-A-I	Yds	TD	LG	Rush	Yds	TD	LG	
Aug 31	SHSU				Did Not Play					
Sept 14	at ND				Did Not Play					
Sept 21	NMSU				Did Not Play					
Sept 28	at LIBERTY				Did Not Play					
Oct 4	at SJSU				Did Not Play					
Oct 11	CSU				Did Not Play					
Oct 19	at WYO				Did Not Play					
Oct 26	HAW				Did Not Play					
Nov 2	at NEV				Did Not Play					
Nov 9	AFA				Did Not Play					
Nov 16	at BSU				Did Not Play					
Nov 30	USU				Did Not Play					
TOTAL		0-0-0	0	0	0	0	0	0	0	
CAREER		0-0-0	0	0	0	1	6	0	6	

QB - #12 Brandt Hughes										
2019										
Date	Opponent	C-A-I	Yds	TD	LG	Rush	Yds	TD	LG	
Aug 31	SHSU	12-29-0	218	0	51	1	-5	0	0	
Sept 14	at ND				Did Not Play					
Sept 21	NMSU				Did Not Play					
Sept 28	at LIBERTY				Did Not Play					
Oct 4	at SJSU				Did Not Play					
Oct 11	CSU				Did Not Play					
Oct 19	at WYO				Did Not Play					
Oct 26	HAW				Did Not Play					
Nov 2	at NEV				Did Not Play					
Nov 9	AFA				Did Not Play					
Nov 16	at BSU				Did Not Play					
Nov 30	USU				Did Not Play					
TOTAL		12-29-0	218	0	51	1	-5	0	0	

RB - #2 Lawrence "L.O." Johnson										
2019										
Date	Opponent	Rush	Yds	TD	LG	Rec	Yds	TD	LG	
Aug 31	SHSU				Did Not Play					
Sept 14	at ND				Did Not Play					
Sept 21	NMSU				Did Not Play					
Sept 28	at LIBERTY				Did Not Play					
Oct 4	at SJSU				Did Not Play					
Oct 11	CSU				Did Not Play					
Oct 19	at WYO				Did Not Play					
Oct 26	HAW				Did Not Play					
Nov 2	at NEV				Did Not Play					
Nov 9	AFA				Did Not Play					
Nov 16	at BSU				Did Not Play					
Nov 30	USU				Did Not Play					
TOTAL		0	0	0	0	0	0	0	0	

RB - #5 Daevon Vigilant										
2017										
Date	Opponent	Rush	Yds	TD	LG	Rec	Yds	TD	LG	
Sept 2	ACU	4	3	0	4	0	0	0	0	
Sept 9	NMSU				Did Not Play					
Sept 14	at BSU				Did Not Play					
Sept 23	at Tulsa				Did Not Play					
Sept 30	AFA				Did Not Play					
Oct 14	at FS				Did Not Play					
Oct 20	CSU									

RB - #24 Kentrail Moran

2017									
Date	Opponent	Rush	Yds	TD	LG	Rec	Yds	TD	LG
Sept 2	ACU	3	13	0	10	0	0	0	0
Sept 9	NMSU					Did Not Play			
Sept 14	at BSU					Did Not Play			
Sept 23	at Tulsa					Did Not Play			
Sept 30	AFA					Did Not Play			
Oct 14	at FS	1	-1	0	0	0	0	0	0
Oct 20	CSU					Did Not Play			
Oct 28	at WYO	4	6	0	2	0	0	0	0
Nov 4	USU	1	1	0	1	0	0	0	0
Nov 11	T&M	1	3	0	3	0	0	0	0
Nov 17	UNLV					Did Not Play			
Nov 24	at SDSU	4	10	0	4	0	0	0	0
TOTAL		14	32	0	10	0	0	0	0

2018

Date	Opponent	Rush	Yds	TD	LG	Rec	Yds	TD	LG
Sept 1	UIW					Did Not Play			
Sept 8	at WISC					Did Not Play			
Sept 15	at NMSU					Did Not Play			
Sept 29	LIBERTY					Did Not Play			
Oct 6	at UNLV					Did Not Play			
Oct 13	at CSU					Did Not Play			
Oct 20	FS					Did Not Play			
Oct 27	at USU					Did Not Play			
Nov 3	SDSU					Did Not Play			
Nov 10	at AFA					Did Not Play			
Nov 16	BSU					Did Not Play			
Nov 24	WYO					Did Not Play			
TOTAL		0	0	0	0	0	0	0	0

2019

Date	Opponent	Rush	Yds	TD	LG	Rec	Yds	TD	LG
Aug 31	SHSU					Did Not Play			
Sept 14	at ND					Did Not Play			
Sept 21	NMSU					Did Not Play			
Sept 28	at LIBERTY					Did Not Play			
Oct 4	at SJSU					Did Not Play			
Oct 11	CSU					Did Not Play			
Oct 19	at WYO					Did Not Play			
Oct 26	HAW					Did Not Play			
Nov 2	at NEV					Did Not Play			
Nov 9	AFA					Did Not Play			
Nov 16	at BSU					Did Not Play			
Nov 30	USU					Did Not Play			
TOTAL		0	0	0	0	0	0	0	0
CAREER		14	32	0	10	0	0	0	0

RB - #28 Ahmari Davis

2018									
Date	Opponent	Rush	Yds	TD	LG	Rec	Yds	TD	LG
Sept 1	UIW	7	39	0	15	1	-2	0	0
Sept 8	at WISC	1	3	0	3	0	0	0	0
Sept 15	at NMSU	21	74	4	16	0	0	0	0
Sept 29	LIBERTY	9	18	0	5	0	0	0	0
Oct 6	at UNLV	9	20	0	10	0	0	0	0
Oct 13	at CSU	0	0	0	0	0	0	0	0
Oct 20	FS	2	20	0	10	0	0	0	0
Oct 27	at USU	2	11	0	9	0	0	0	0
Nov 3	SDSU					Did Not Play			
Nov 10	at AFA					Did Not Play			
Nov 16	BSU					Did Not Play			
Nov 24	WYO					Did Not Play			
TOTAL		51	185	4	16	1	-2	0	0

2019

Date	Opponent	Rush	Yds	TD	LG	Rec	Yds	TD	LG
Aug 31	SHSU	16	107	2	53	2	58	0	51
Sept 14	at ND					Did Not Play			
Sept 21	NMSU					Did Not Play			
Sept 28	at LIBERTY					Did Not Play			
Oct 4	at SJSU					Did Not Play			
Oct 11	CSU					Did Not Play			
Oct 19	at WYO					Did Not Play			
Oct 26	HAW					Did Not Play			
Nov 2	at NEV					Did Not Play			
Nov 9	AFA					Did Not Play			
Nov 16	at BSU					Did Not Play			
Nov 30	USU					Did Not Play			
TOTAL		16	107	2	53	2	58	0	51
CAREER		67	293	6	53	3	56	0	51

RB - #32 Micah Gray

2018									
Date	Opponent	Rush	Yds	TD	LG	Rec	Yds	TD	LG
Sept 1	UIW	7	23	0	6	0	0	0	0
Sept 8	at WISC	0	0	0	0	0	0	0	0
Sept 15	at NMSU	0	0	0	0	0	0	0	0
Sept 29	LIBERTY	0	0	0	0	0	0	0	0
Oct 6	at UNLV	0	0	0	0	0	0	0	0
Oct 13	at CSU					Did Not Play			
Oct 20	FS	0	0	0	0	0	0	0	0
Oct 27	at USU	0	0	0	0	0	0	0	0
Nov 3	SDSU	0	0	0	0	0	0	0	0
Nov 10	at AFA	0	0	0	0	0	0	0	0
Nov 16	BSU	0	0	0	0	0	0	0	0
Nov 24	WYO					Did Not Play			
TOTAL		7	23	0	6	0	0	0	0

2019

Date	Opponent	Rush	Yds	TD	LG	Rec	Yds	TD	LG
Aug 31	SHSU	0	0	0	0	0	0	0	0
Sept 14	at ND					Did Not Play			
Sept 21	NMSU					Did Not Play			
Sept 28	at LIBERTY					Did Not Play			
Oct 4	at SJSU					Did Not Play			
Oct 11	CSU					Did Not Play			
Oct 19	at WYO					Did Not Play			
Oct 26	HAW					Did Not Play			
Nov 2	at NEV					Did Not Play			
Nov 9	AFA					Did Not Play			
Nov 16	at BSU					Did Not Play			
Nov 30	USU					Did Not Play			
TOTAL		0	0	0	0	0	0	0	0
CAREER		7	23	0	6	0	0	0	0

RB - #33 Javohn Jones

2016									
Date	Opponent	Rush	Yds	TD	LG	Rec	Yds	TD	LG
Sept 1	USD	1	-1	0	0	0	0	0	0
Sept 10	at NMSU					Did Not Play			
Sept 17	at RU					Did Not Play			
Oct 1	SJSU					Did Not Play			
Oct 7	BSU					Did Not Play			
Oct 15	vs. AFA					Did Not Play			
Oct 22	ULM	5	38	0	11	0	0	0	0
Oct 29	at UH					Did Not Play			
Nov 5	NEV					Did Not Play			
Nov 12	at USU					Did Not Play			
Nov 19	at CSU					Did Not Play			
Nov 26	WYO					Did Not Play			
Dec 17	UTSA					Did Not Play			
TOTAL		6	37	0	11	0	0	0	0

2017

Date	Opponent	Rush	Yds	TD	LG	Rec	Yds	TD	LG
Sept 2	ACU	0	0	0	0	0	0	0	0
Sept 9	NMSU					Did Not Play			
Sept 14	at BSU					Did Not Play			
Sept 23	at Tulsa					Did Not Play			
Sept 30	AFA					Did Not Play			
Oct 14	at FS					Did Not Play			
Oct 20	CSU					Did Not Play			
Oct 28	at WYO					Did Not Play			
Nov 4	USU					Did Not Play			
Nov 11	T&M	0	0	0	0	0	0	0	0
Nov 17	UNLV					Did Not Play			
Nov 24	at SDSU	0	0	0	0	0	0	0	0
TOTAL		0	0	0	0	0	0	0	0

2018

Date	Opponent	Rush	Yds	TD	LG	Rec	Yds	TD	LG
Sept 1	UIW					Did Not Play			
Sept 8	at WISC					Did Not Play			
Sept 15	at NMSU					Did Not Play			
Sept 29	LIBERTY	0	0	0	0	0	0	0	0
Oct 6	at UNLV	3	4	0	4	0	0	0	0
Oct 13	at CSU	0	0	0	0	0	0	0	0
Oct 20	FS	0	0	0	0	0	0	0	0
Oct 27	at USU	0	0	0	0	0	0	0	0
Nov 3	SDSU					Did Not Play			
Nov 10	at AFA	0	0	0	0	0	0	0	0
Nov 16	BSU	0	0	0	0	0	0	0	0
Nov 24	WYO	0	0	0	0	0	0	0	0
TOTAL		3	4	0	4	0	0	0	0

2019

Date	Opponent	Rush	Yds	TD	LG	Rec	Yds	TD	LG
Aug 31	SHSU	3	11	0	9	0	0	0	0
Sept 14	at ND					Did Not Play			
Sept 21	NMSU					Did Not Play			
Sept 28	at LIBERTY					Did Not Play			
Oct 4	at SJSU					Did Not Play			
Oct 11	CSU					Did Not Play			
Oct 19	at WYO					Did Not Play			
Oct 26	HAW					Did Not Play			
Nov 2	at NEV					Did Not Play			
Nov 9	AFA					Did Not Play			
Nov 16	at BSU					Did Not Play			
Nov 30	USU					Did Not Play			
TOTAL		3	11	0	9	0	0	0	0
CAREER		12	52	0	11	0	0	0	0

RB - #34 Bobby Cole

2018									
Date	Opponent	Rush	Yds	TD	LG	Rec	Yds	TD	LG
Sept 1	UIW	0	0	0	0	0	0	0	0
Sept 8	at WISC	0	0	0	0	0	0	0	0
Sept 15	at NMSU					Did Not Play			
Sept 29	LIBERTY					Did Not Play			
Oct 6	at UNLV					Did Not Play			
Oct 13	at CSU					Did Not Play			
Oct 20	FS					Did Not Play			</

WR - #7 Anselem Umeh

2017										
Date	Opponent	Rush	Yds	TD	LG	Rec	Yds	TD	LG	
Sept 2	ACU	0	0	0	0	0	0	0	0	0
Sept 9	NMSU	0	0	0	0	0	0	0	0	0
Sept 14	at BSU	0	0	0	0	1	14	1	14	
Sept 23	at Tulsa	0	0	0	0	0	0	0	0	0
Sept 30	AFA	0	0	0	0	0	0	0	0	0
Oct 14	at FS	0	0	0	0	2	45	0	23	
Oct 20	CSU									Did Not Play
Oct 28	at WYO									Did Not Play
Nov 4	USU	0	0	0	0	0	0	0	0	0
Nov 11	TA&M	0	0	0	0	0	0	0	0	0
Nov 17	UNLV	0	0	0	0	0	0	0	0	0
Nov 24	at SDSU	0	0	0	0	0	0	0	0	0
TOTAL		0	0	0	0	3	59	1	23	

2018										
Date	Opponent	Rush	Yds	TD	LG	Rec	Yds	TD	LG	
Sept 1	UIW	0	0	0	0	2	37	0	37	
Sept 8	at WISC	0	0	0	0	2	20	0	11	
Sept 15	at NMSU	0	0	0	0	2	28	0	22	
Sept 29	LIBERTY	0	0	0	0	1	6	0	6	
Oct 6	at UNLV	0	0	0	0	1	26	1	26	
Oct 13	at CSU	0	0	0	0	2	66	0	52	
Oct 20	FS	0	0	0	0	2	44	0	26	
Oct 27	at USU									Did Not Play
Nov 3	SDSU	0	0	0	0	1	12	1	12	
Nov 10	at AFA	0	0	0	0	3	77	0	56	
Nov 16	BSU	0	0	0	0	0	0	0	0	0
Nov 24	WYO	0	0	0	0	0	0	0	0	0
TOTAL		0	0	0	0	16	316	2	56	

2019										
Date	Opponent	Rush	Yds	TD	LG	Rec	Yds	TD	LG	
Aug 31	SHSU	0	0	0	0	1	9	0	9	
Sept 14	at ND									
Sept 21	NMSU									
Sept 28	at LIBERTY									
Oct 4	at SJSU									
Oct 11	CSU									
Oct 19	at WYO									
Oct 26	HAW									
Nov 2	at NEV									
Nov 9	AFA									
Nov 16	at BSU									
Nov 30	USU									
TOTAL		0	0	0	0	1	9	0	9	
CAREER		0	0	0	0	20	384	3	56	

WR - #9 Jordan Kress										
2019										
Date	Opponent	Rush	Yds	TD	LG	Rec	Yds	TD	LG	
Aug 31	SHSU	0	0	0	0	1	47	0	47	
Sept 14	at ND									
Sept 21	NMSU									
Sept 28	at LIBERTY									
Oct 4	at SJSU									
Oct 11	CSU									
Oct 19	at WYO									
Oct 26	HAW									
Nov 2	at NEV									
Nov 9	AFA									
Nov 16	at BSU									
Nov 30	USU									
TOTAL		0	0	0	0	1	47	0	47	

WR - #11 Cedric Patterson III										
2018										
Date	Opponent	Rush	Yds	TD	LG	Rec	Yds	TD	LG	
Sept 1	UIW									Did Not Play
Sept 8	at WISC									Did Not Play
Sept 15	at NMSU									Did Not Play
Sept 29	LIBERTY									Did Not Play
Oct 6	at UNLV									Did Not Play
Oct 13	at CSU									Did Not Play
Oct 20	FS									Did Not Play
Oct 27	at USU	0	0	0	0	0	0	0	0	
Nov 3	SDSU									Did Not Play
Nov 10	at AFA	0	0	0	0	0	0	0	0	
Nov 16	BSU									Did Not Play
Nov 24	WYO	0	0	0	0	0	0	0	0	
TOTAL		0	0	0	0	0	0	0	0	

2019										
Date	Opponent	Rush	Yds	TD	LG	Rec	Yds	TD	LG	
Aug 31	SHSU	0	0	0	0	0	0	0	0	0
Sept 14	at ND									
Sept 21	NMSU									
Sept 28	at LIBERTY									
Oct 4	at SJSU									
Oct 11	CSU									
Oct 19	at WYO									
Oct 26	HAW									
Nov 2	at NEV									
Nov 9	AFA									
Nov 16	at BSU									
Nov 30	USU									
TOTAL		0	0	0	0	0	0	0	0	0
CAREER		0	0	0	0	0	0	0	0	0

WR - #13 Aaron Molina										
2017										
Date	Opponent	Rush	Yds	TD	LG	Rec	Yds	TD	LG	
Sept 2	ACU	0	0	0	0	0	0	0	0	0
Sept 9	NMSU	0	0	0	0	0	0	0	0	0
Sept 14	at BSU									Did Not Play
Sept 23	at Tulsa									Did Not Play
Sept 30	AFA									Did Not Play
Oct 14	at FS	0	0	0	0	1	8	0	8	
Oct 20	CSU	0	0	0	0	1	12	1	12	
Oct 28	at WYO	0	0	0	0	0	0	0	0	0
Nov 4	USU	0	0	0	0	0	0	0	0	0
Nov 11	TA&M	0	0	0	0	0	0	0	0	0
Nov 17	UNLV	0	0	0	0	0	0	0	0	0
Nov 24	at SDSU	0	0	0	0	0	0	0	0	0
TOTAL		0	0	0	0	2	20	1	12	

2018										
Date	Opponent	Rush	Yds	TD	LG	Rec	Yds	TD	LG	
Sept 1	UIW									Did Not Play
Sept 8	at WISC	0	0	0	0	0	0	0	0	0
Sept 15	at NMSU	0	0	0	0	0	0	0	0	0
Sept 29	LIBERTY									Did Not Play
Oct 6	at UNLV									Did Not Play
Oct 13	at CSU									Did Not Play
Oct 20	FS									Did Not Play
Oct 27	at USU	0	0	0	0	3	49	0	31	
Nov 3	SDSU									Did Not Play
Nov 10	at AFA									Did Not Play
Nov 16	BSU	0	0	0	0	1	15	0	15	
Nov 24	WYO									
TOTAL		0	0	0	0	4	64	0	31	

2019										
Date	Opponent	Rush	Yds	TD	LG	Rec	Yds	TD	LG	
Aug 31	SHSU	0	0	0	0	3	40	0	17	
Sept 14	at ND									
Sept 21	NMSU									
Sept 28	at LIBERTY									
Oct 4	at SJSU									
Oct 11	CSU									
Oct 19	at WYO									
Oct 26	HAW									
Nov 2	at NEV									
Nov 9	AFA									
Nov 16	at BSU									
Nov 30	USU									
TOTAL		0	0	0	0	3	40	0	17	
CAREER		0	0	0	0	9	124	1	31	

WR - #15 Q' Drennan										
2016										
Date	Opponent	Rush	Yds	TD	LG	Rec	Yds	TD	LG	
Sept 1	USD	0	0	0	0	1	26	1	26	
Sept 10	at NMSU	0	0	0	0	0	0	0	0	0
Sept 17	at RU	0	0	0	0	3	23	0	11	
Oct 1	SJSU	1	10	0	10	0	0	0	0	
Oct 7	BSU	0	0	0	0	1	11	0	11	
Oct 15	vs. AFA	0	0	0	0	2	58	1	45	
Oct 22	ULM	0	0	0	0	1	39	0	39	
Oct 29	at UH	0	0	0	0	0	0	0	0	0
Nov 5	NEV	0	0	0	0	0	0	0	0	0
Nov 12	at USU	0	0	0	0	2	78	0	41	
Nov 19	at CSU	0	0	0	0	0	0	0	0	0
Nov 26	WYO	0	0	0	0	1	49	1	49	
Dec 17	UTSA	0	0	0	0	0	0	0	0	0
TOTAL		1	10	0	10	11	284	3	49	

2017										
Date	Opponent	Rush	Yds	TD	LG	Rec	Yds	TD	LG	
Sept 2	ACU	0	0	0	0	1	42	0	42	
Sept 9	NMSU	0	0	0	0	0	0	0	0	0
Sept 14	at BSU	0	0	0	0	0	0	0	0	0
Sept 23	at Tulsa	0	0	0	0	1	6	0	6	
Sept 30	AFA	0	0	0	0	0	0	0	0	0
Oct 14	at FS	0	0	0	0	2	49	0	36	
Oct 20	CSU	0	0	0	0	2	63	0	47	
Oct 28	at WYO	0	0	0	0	1	4	0	4	
Nov 4	USU	0	0	0	0	1	19	0	19	
Nov 11	TA&M	0	0	0	0	0	0	0	0	0
Nov 17	UNLV	0	0	0	0	0	0	0	0	0
Nov 24	at SDSU	0	0	0	0	1	-1	0	0	
TOTAL		0	0	0	0	9	185	0	<	

WR - #19 Thomas Vieira

2017										
Date	Opponent	Rush	Yds	TD	LG	Rec	Yds	TD	LG	
Sept 2	ACU									Did Not Play
Sept 9	NMSU									Did Not Play
Sept 14	at BSU									Did Not Play
Sept 23	at Tulsa									Did Not Play
Sept 30	AFA									Did Not Play
Oct 14	at FS									Did Not Play
Oct 20	CSU									Did Not Play
Oct 28	at WYO									Did Not Play
Nov 4	USU	0	0	0	0	0	0	0	0	0
Nov 11	TA&M	0	0	0	0	0	0	0	0	0
Nov 17	UNLV	0	0	0	0	0	0	0	0	0
Nov 24	at SDSU	0	0	0	0	0	0	0	0	0
TOTAL		0	0	0	0	0	0	0	0	0

2018										
Date	Opponent	Rush	Yds	TD	LG	Rec	Yds	TD	LG	
Sept 1	UIW	0	0	0	0	0	0	0	0	0
Sept 8	at WISC	0	0	0	0	0	0	0	0	0
Sept 15	at NMSU	0	0	0	0	0	0	0	0	0
Sept 29	LIBERTY	0	0	0	0	0	0	0	0	0
Oct 6	at UNLV	0	0	0	0	0	0	0	0	0
Oct 13	at CSU	0	0	0	0	0	0	0	0	0
Oct 20	FS	0	0	0	0	0	0	0	0	0
Oct 27	at USU	0	0	0	0	0	0	0	0	0
Nov 3	SDSU	0	0	0	0	0	0	0	0	0
Nov 10	at AFA	0	0	0	0	0	0	0	0	0
Nov 16	BSU	0	0	0	0	1	-1	0	0	0
Nov 24	WYO	0	0	0	0	0	0	0	0	0
TOTAL		0	0	0	0	0	0	0	0	0

2019										
Date	Opponent	Rush	Yds	TD	LG	Rec	Yds	TD	LG	
Aug 31	SHSU	0	0	0	0	0	0	0	0	0
Sept 14	at ND									Did Not Play
Sept 21	NMSU									Did Not Play
Sept 28	at LIBERTY									Did Not Play
Oct 4	at SJSU									Did Not Play
Oct 11	CSU									Did Not Play
Oct 19	at WYO									Did Not Play
Oct 26	HAW									Did Not Play
Nov 2	at NEV									Did Not Play
Nov 9	AFA									Did Not Play
Nov 16	at BSU									Did Not Play
Nov 30	USU									Did Not Play
TOTAL		0	0	0	0	0	0	0	0	0
CAREER		0	0	0	0	0	0	0	0	0

WR - #20 Reece Wilkinson

2019										
Date	Opponent	Rush	Yds	TD	LG	Rec	Yds	TD	LG	
Aug 31	SHSU									Did Not Play
Sept 14	at ND									Did Not Play
Sept 21	NMSU									Did Not Play
Sept 28	at LIBERTY									Did Not Play
Oct 4	at SJSU									Did Not Play
Oct 11	CSU									Did Not Play
Oct 19	at WYO									Did Not Play
Oct 26	HAW									Did Not Play
Nov 2	at NEV									Did Not Play
Nov 9	AFA									Did Not Play
Nov 16	at BSU									Did Not Play
Nov 30	USU									Did Not Play
TOTAL		0	0	0	0	0	0	0	0	0

WR - #23 Jay Griffin IV

2017										
Date	Opponent	Rush	Yds	TD	LG	Rec	Yds	TD	LG	
Sept 2	ACU	0	0	0	0	2	36	1	37	
Sept 9	NMSU	1	61	1	61	5	95	1	20	
Sept 14	at BSU	1	7	0	7	0	0	0	0	
Sept 23	at Tulsa	1	20	0	20	1	3	0	3	
Sept 30	AFA	1	4	0	4	2	75	1	71	
Oct 14	at FS	3	7	0	3	2	13	0	5	
Oct 20	CSU	2	3	0	6	0	0	0	0	
Oct 28	at WYO	0	0	0	0	2	11	0	6	
Nov 4	USU	0	0	0	0	5	35	0	10	
Nov 11	TA&M	0	0	0	0	4	15	0	7	
Nov 17	UNLV	3	14	0	7	0	0	0	0	
Nov 24	at SDSU	1	0	0	0	6	110	1	62	
TOTAL		13	126	1	61	29	393	4	71	

2018										
Date	Opponent	Rush	Yds	TD	LG	Rec	Yds	TD	LG	
Sept 1	UIW	0	0	0	0	2	43	0	34	
Sept 8	at WISC	0	0	0	0	3	34	0	15	
Sept 15	at NMSU	0	0	0	0	1	3	0	3	
Sept 29	LIBERTY	0	0	0	0	1	13	0	13	
Oct 6	at UNLV	1	9	0	9	3	30	0	13	
Oct 13	at CSU	0	0	0	0	1	-1	0	0	
Oct 20	FS	0	0	0	0	2	-1	0	3	
Oct 27	at USU	0	0	0	0	3	30	0	20	
Nov 3	SDSU	0	0	0	0	2	10	0	12	
Nov 10	at AFA	0	0	0	0	2	8	0	8	
Nov 16	BSU	0	0	0	0	1	-1	0	0	
Nov 24	WYO	0	0	0	0	0	0	0	0	
TOTAL		1	9	0	9	19	168	0	34	

2019										
Date	Opponent	Rush	Yds	TD	LG	Rec	Yds	TD	LG	
Aug 31	SHSU	1	2	0	2	2	36	0	25	
Sept 14	at ND									Did Not Play
Sept 21	NMSU									Did Not Play
Sept 28	at LIBERTY									Did Not Play
Oct 4	at SJSU									Did Not Play
Oct 11	CSU									Did Not Play
Oct 19	at WYO									Did Not Play
Oct 26	HAW									Did Not Play
Nov 2	at NEV									Did Not Play
Nov 9	AFA									Did Not Play
Nov 16	at BSU									Did Not Play
Nov 30	USU									Did Not Play
TOTAL		1	2	0	2	2	36	0	25	
CAREER		15	137	1	61	50	597	4	71	

WR - #27 Nick Foster

2019										
Date	Opponent	Rush	Yds	TD	LG	Rec	Yds	TD	LG	
Aug 31	SHSU									Did Not Play
Sept 14	at ND									Did Not Play
Sept 21	NMSU									Did Not Play
Sept 28	at LIBERTY									Did Not Play
Oct 4	at SJSU									Did Not Play
Oct 11	CSU									Did Not Play
Oct 19	at WYO									Did Not Play
Oct 26	HAW									Did Not Play
Nov 2	at NEV									Did Not Play
Nov 9	AFA									Did Not Play
Nov 16	at BSU									Did Not Play
Nov 30	USU									Did Not Play
TOTAL		0	0	0	0	0	0	0	0	0

WR - #80 Anu Somoye

2016										
Date	Opponent	Rush	Yds	TD	LG	Rec	Yds	TD	LG	
Sept 1	USD	0	0	0	0	0	0	0	0	
Sept 10	at NMSU	0	0	0	0	0	0	0	0	
Sept 17	at RU	0	0	0	0	1	25	0	25	
Oct 1	SJSU	0	0	0	0	0	0	0	0	
Oct 7	BSU	0	0	0	0	1	12	1	12	
Oct 15	vs. AFA	0	0	0	0	0	0	0	0	
Oct 22	ULM	0	0	0	0	0	0	0	0	
Oct 29	at UH	0	0	0	0	0	0	0	0	
Nov 5	NEV	0	0	0	0	0	0	0	0	
Nov 12	at USU	0	0	0	0	0	0	0	0	
Nov 19	at CSU	0	0	0	0	0	0	0	0	
Nov 26	WYO	0	0	0	0	0	0	0	0	
Dec 17	UTSA	0	0	0	0	0	0	0	0	
TOTAL		0	0	0	0	2	37	1	25	

2017										
Date	Opponent	Rush	Yds	TD	LG	Rec	Yds	TD	LG	
Sept 2	ACU	0	0	0	0	0	0	0	0	
Sept 9	NMSU	0	0	0	0	0	0	0	0	
Sept 14	at BSU	0	0	0	0	0	0	0	0	
Sept 23	at Tulsa									Did Not Play

2017									
Date	Opponent	Rush	Yds	TD	LG	Rec	Yds	TD	LG
Sept 2	ACU	0	0	0	0	0	0	0	0
Sept 9	NMSU	Did Not Play							
Sept 14	at BSU	0	0	0	0	0	0	0	0
Sept 23	at Tulsa	0	0	0	0	0	0	0	0
Sept 30	AFA	0	0	0	0	0	0	0	0
Oct 14	at FS	0	0	0	0	0	0	0	0
Oct 20	CSU	0	0	0	0	0	0	0	0
Oct 28	at WYO	0	0	0	0	0	0	0	0
Nov 4	USU	0	0	0	0	0	0	0	0
Nov 11	TA&M	0	0	0	0	0	0	0	0
Nov 17	UNLV	0	0	0	0	0	0	0	0
Nov 24	at SDSU	0	0	0	0	0	0	0	0
TOTAL		0	0	0	0	0	0	0	0

2018									
Date	Opponent	Rush	Yds	TD	LG	Rec	Yds	TD	LG
Sept 1	UIW	0	0	0	0	0	0	0	0
Sept 8	at WISC	0	0	0	0	0	0	0	0
Sept 15	at NMSU	Did Not Play							
Sept 29	LIBERTY	0	0	0	0	0	0	0	0
Oct 6	at UNLV	0	0	0	0	0	0	0	0
Oct 13	at CSU	0	0	0	0	0	0	0	0
Oct 20	FS	0	0	0	0	0	0	0	0
Oct 27	at USU	0	0	0	0	0	0	0	0
Nov 3	SDSU	0	0	0	0	0	0	0	0
Nov 10	at AFA	0	0	0	0	0	0	0	0
Nov 16	BSU	0	0	0	0	0	0	0	0
Nov 24	WYO	0	0	0	0	0	0	0	0
TOTAL		0	0	0	0	0	0	0	0

2019									
Date	Opponent	Rush	Yds	TD	LG	Rec	Yds	TD	LG
Aug 31	SHSU	0	0	0	0	0	0	0	0
Sept 14	at ND								
Sept 21	NMSU	Did Not Play							
Sept 28	at LIBERTY								
Oct 4	at SJSU								
Oct 11	CSU								
Oct 19	at WYO								
Oct 26	HAW								
Nov 2	at NEV								
Nov 9	AFA								
Nov 16	at BSU								
Nov 30	USU								
TOTAL		0	0	0	0	0	0	0	0

TE - #85 Kyle Jarvis									
2019									
Date	Opponent	Rush	Yds	TD	LG	Rec	Yds	TD	LG
Aug 31	SHSU	0	0	0	0	0	0	0	0
Sept 14	at ND								
Sept 21	NMSU								
Sept 28	at LIBERTY								
Oct 4	at SJSU								
Oct 11	CSU								
Oct 19	at WYO								
Oct 26	HAW								
Nov 2	at NEV								
Nov 9	AFA								
Nov 16	at BSU								
Nov 30	USU								
TOTAL		0	0	0	0	0	0	0	0

TE - #88 Marcus Williams									
2017									
Date	Opponent	Rush	Yds	TD	LG	Rec	Yds	TD	LG
Sept 2	ACU	0	0	0	0	0	0	0	0
Sept 9	NMSU	0	0	0	0	0	0	0	0
Sept 14	at BSU	0	0	0	0	0	0	0	0
Sept 23	at Tulsa	0	0	0	0	0	0	0	0
Sept 30	AFA	0	0	0	0	0	0	0	0
Oct 14	at FS	0	0	0	0	0	0	0	0
Oct 20	CSU	0	0	0	0	1	27	0	27
Oct 28	at WYO	0	0	0	0	0	0	0	0
Nov 4	USU	0	0	0	0	0	0	0	0
Nov 11	TA&M	0	0	0	0	0	0	0	0
Nov 17	UNLV	0	0	0	0	0	0	0	0
Nov 24	at SDSU	0	0	0	0	0	0	0	0
TOTAL		0	0	0	0	1	27	0	27

2018									
Date	Opponent	Rush	Yds	TD	LG	Rec	Yds	TD	LG
Sept 1	UIW	0	0	0	0	2	43	2	33
Sept 8	at WISC	0	0	0	0	2	16	0	10
Sept 15	at NMSU	0	0	0	0	0	0	0	0
Sept 29	LIBERTY	0	0	0	0	3	32	1	18
Oct 6	at UNLV	0	0	0	0	1	7	0	7
Oct 13	at CSU	Did Not Play							
Oct 20	FS	0	0	0	0	1	7	0	7
Oct 27	at USU	0	0	0	0	2	17	0	14
Nov 3	SDSU	Did Not Play							
Nov 10	at AFA	0	0	0	0	1	7	0	7
Nov 16	BSU	0	0	0	0	1	9	0	9
Nov 24	WYO	0	0	0	0	0	0	0	0
TOTAL		0	0	0	0	13	138	3	33

2019									
Date	Opponent	Rush	Yds	TD	LG	Rec	Yds	TD	LG
Aug 31	SHSU	0	0	0	0	2	46	0	36
Sept 14	at ND								
Sept 21	NMSU								
Sept 28	at LIBERTY								
Oct 4	at SJSU								
Oct 11	CSU								
Oct 19	at WYO								
Oct 26	HAW								
Nov 2	at NEV								
Nov 9	AFA								
Nov 16	at BSU								
Nov 30	USU								
TOTAL		0	0	0	0	2	46	0	36

DB - #3 Patrick Peek									
2018									
Date	Opponent	TKL	TFL-Yds	Sack-Yds	FF	FR-Yds	PBU	INT-yds	TD
Sept 1	UIW	2	0.0-0	0.0-0	0	0-0	0	0-0	0
Sept 8	at WISC	2	0.0-0	0.0-0	0	0-0	0	0-0	0
Sept 15	at NMSU	0	0.0-0	0.0-0	0	0-0	0	0-0	0
Sept 29	LIBERTY	0	0.0-0	0.0-0	0	0-0	0	0-0	0
Oct 6	at UNLV	4	0.0-0	0.0-0	0	0-0	0	0-0	0
Oct 13	at CSU	0	0.0-0	0.0-0	0	0-0	0	0-0	0
Oct 20	FS	1	0.0-0	0.0-0	0	0-0	0	0-0	0
Oct 27	at USU	7	1.0-3	0.0-0	1	0-0	0	0-0	0
Nov 3	SDSU	5	0.0-0	0.0-0	0	0-0	0	0-0	0
Nov 10	at AFA	1	0.0-0	0.0-0	0	0-0	0	0-0	0
Nov 16	BSU	1	0.0-0	0.0-0	0	0-0	0	0-0	0
Nov 24	WYO	2	0.0-0	0.0-0	0	0-0	0	0-0	0
TOTAL		25	1.0-3	0.0-0	1	0-0	0	0-0	0

2019									
Date	Opponent	TKL	TFL-Yds	Sack-Yds	FF	FR-Yds	PBU	INT-yds	TD
Aug 31	SHSU	7	1.0-1	0.0-0	0	0-0	0	0-0	0
Sept 14	at ND								
Sept 21	NMSU								
Sept 28	at LIBERTY								
Oct 4	at SJSU								
Oct 11	CSU								
Oct 19	at WYO								
Oct 26	HAW								
Nov 2	at NEV								
Nov 9	AFA								
Nov 16	at BSU								
Nov 30	USU								
TOTAL		7	1.0-1	0.0-0	0	0-0	0	0-0	0

DB - #4 Shaddrick Lowery									
2019									
Date	Opponent	TKL	TFL-Yds	Sack-Yds	FF	FR-Yds	PBU	INT-yds	TD
Aug 31	SHSU	0	0.0-0	0.0-0	0	0-0	0	0-0	0
Sept 14	at ND								
Sept 21	NMSU								
Sept 28	at LIBERTY								
Oct 4	at SJSU								
Oct 11	CSU								
Oct 19	at WYO								
Oct 26	HAW								
Nov 2	at NEV								
Nov 9	AFA								
Nov 16	at BSU								
Nov 30	USU								
TOTAL		0	0.0-0	0.0-0	0	0-0	0	0-0	0

CB - #6 De'John Rogers									
2018									
Date	Opponent	TKL	TFL-Yds	Sack-Yds	FF	FR-Yds	PBU	INT-yds	TD
Sept 1	UIW	4	0.0-0	0.0-0	0	0-0	0	0-0	0
Sept 8	at WISC	1	0.0-0	0.0-0	0	0-0	0	0-0	0
Sept 15	at NMSU	5	0.0-0	0.0-0	0	0-0	1	1-28	0
Sept 29	LIBERTY	2	0.0-0	0.0-0	0	0-0	0	0-0	0
Oct 6	at UNLV	2	0.0-0	0.0-0	0	0-0	0	0-0	

2019

Date	Opponent	TKL	TFL-Yds	Sack-Yds	FF	FR-Yds	PBU	INT-yds	TD
Aug 31	SHSU	1	0.0-0	0.0-0	0	0-0	0	0-0	0
Sept 14	at ND								
Sept 21	NMSU								
Sept 28	at LIBERTY								
Oct 4	at SJSU								
Oct 11	CSU								
Oct 19	at WYO								
Oct 26	HAW								
Nov 2	at NEV								
Nov 9	AFA								
Nov 16	at BSU								
Nov 30	USU								
TOTAL		1	0.0-0	0.0-0	0	0-0	0	0-0	0
CAREER		6	0.0-0	0.0-0	0	0-0	0	0-0	0

DB - #8 Donte Martin

2018

Date	Opponent	TKL	TFL-Yds	Sack-Yds	FF	FR-Yds	PBU	INT-yds	TD
Sept 1	UIW			Did Not Play					
Sept 8	at WISC			Did Not Play					
Sept 15	at NMSU			Did Not Play					
Sept 29	LIBERTY			Did Not Play					
Oct 6	at UNLV			Did Not Play					
Oct 13	at CSU			Did Not Play					
Oct 20	FS			Did Not Play					
Oct 27	at USU			Did Not Play					
Nov 3	SDSU			Did Not Play					
Nov 10	at AFA	0	0.0-0	0.0-0	0	0-0	0	0-0	0
Nov 16	BSU	0	0.0-0	0.0-0	0	0-0	0	0-0	0
Nov 24	WYO	0	0.0-0	0.0-0	0	0-0	0	0-0	0
TOTAL		0	0.0-0	0.0-0	0	0-0	0	0-0	0

2019

Date	Opponent	TKL	TFL-Yds	Sack-Yds	FF	FR-Yds	PBU	INT-yds	TD
Aug 31	SHSU	3	0.0-0	0.0-0	0	0-0	0	0-0	0
Sept 14	at ND								
Sept 21	NMSU								
Sept 28	at LIBERTY								
Oct 4	at SJSU								
Oct 11	CSU								
Oct 19	at WYO								
Oct 26	HAW								
Nov 2	at NEV								
Nov 9	AFA								
Nov 16	at BSU								
Nov 30	USU								
TOTAL		3	0.0-0	0.0-0	0	0-0	0	0-0	0
CAREER		3	0.0-0	0.0-0	0	0-0	0	0-0	0

DB - #9 Jerrick Reed II

2019

Date	Opponent	TKL	TFL-Yds	Sack-Yds	FF	FR-Yds	PBU	INT-yds	TD
Aug 31	SHSU	3	0.0-0	0.0-0	0	0-0	0	0-0	0
Sept 14	at ND								
Sept 21	NMSU								
Sept 28	at LIBERTY								
Oct 4	at SJSU								
Oct 11	CSU								
Oct 19	at WYO								
Oct 26	HAW								
Nov 2	at NEV								
Nov 9	AFA								
Nov 16	at BSU								
Nov 30	USU								
TOTAL		3	0.0-0	0.0-0	0	0-0	0	0-0	0

DB - #10 Eric Cuffee

2019

Date	Opponent	TKL	TFL-Yds	Sack-Yds	FF	FR-Yds	PBU	INT-yds	TD
Aug 31	SHSU			Did Not Play					
Sept 14	at ND								
Sept 21	NMSU								
Sept 28	at LIBERTY								
Oct 4	at SJSU								
Oct 11	CSU								
Oct 19	at WYO								
Oct 26	HAW								
Nov 2	at NEV								
Nov 9	AFA								
Nov 16	at BSU								
Nov 30	USU								
TOTAL		0	0.0-0	0.0-0	0	0-0	0	0-0	0

DB - #11 Kameron Miller

2017

Date	Opponent	TKL	TFL-Yds	Sack-Yds	FF	FR-Yds	PBU	INT-yds	TD
Sept 2	ACU	0	0.0-0	0.0-0	0	0-0	0	0-0	0
Sept 9	NMSU			Did Not Play					
Sept 14	at BSU	0	0.0-0	0.0-0	0	0-0	0	0-0	0
Sept 23	at Tulsa	0	0.0-0	0.0-0	0	0-0	0	0-0	0
Sept 30	AFA	0	0.0-0	0.0-0	0	0-0	0	0-0	0
Oct 14	at FS	0	0.0-0	0.0-0	0	0-0	0	0-0	0
Oct 20	CSU	0	0.0-0	0.0-0	0	0-0	0	0-0	0
Oct 28	at WYO	0	0.0-0	0.0-0	0	0-0	0	0-0	0
Nov 4	USU	0	0.0-0	0.0-0	0	0-0	0	0-0	0
Nov 11	TA&M	0	0.0-0	0.0-0	0	0-0	0	0-0	0
Nov 17	UNLV	0	0.0-0	0.0-0	0	0-0	0	0-0	0
Nov 24	at SDSU	0	0.0-0	0.0-0	0	0-0	0	0-0	0
TOTAL		0	0.0-0	0.0-0	0	0-0	0	0-0	0

2018

Date	Opponent	TKL	TFL-Yds	Sack-Yds	FF	FR-Yds	PBU	INT-yds	TD
Sept 1	UIW	0	0.0-0	0.0-0	0	0-0	0	0-0	0
Sept 8	at WISC	0	0.0-0	0.0-0	0	0-0	0	0-0	0
Sept 15	at NMSU	0	0.0-0	0.0-0	0	0-0	0	0-0	0
Sept 29	LIBERTY	0	0.0-0	0.0-0	0	0-0	0	0-0	0
Oct 6	at UNLV	2	0.0-0	0.0-0	0	0-0	0	0-0	0
Oct 13	at CSU	0	0.0-0	0.0-0	0	0-0	0	0-0	0
Oct 20	FS	0	0.0-0	0.0-0	0	0-0	0	0-0	0
Oct 27	at USU	5	0.0-0	0.0-0	0	0-0	0	0-0	0
Nov 3	SDSU	0	0.0-0	0.0-0	0	0-0	0	0-0	0
Nov 10	at AFA	0	0.0-0	0.0-0	0	0-0	0	0-0	0
Nov 16	BSU	5	1.0-1	0.0-0	0	0-0	0	0-0	0
Nov 24	WYO	2	0.0-0	0.0-0	0	0-0	0	0-0	0
TOTAL		14	1.0-1	0.0-0	0	0-0	0	0-0	0

2019

Date	Opponent	TKL	TFL-Yds	Sack-Yds	FF	FR-Yds	PBU	INT-yds	TD
Aug 31	SHSU	5	0.0-0	0.0-0	0	0-0	0	0-0	0
Sept 14	at ND								
Sept 21	NMSU								
Sept 28	at LIBERTY								
Oct 4	at SJSU								
Oct 11	CSU								
Oct 19	at WYO								
Oct 26	HAW								
Nov 2	at NEV								
Nov 9	AFA								
Nov 16	at BSU								
Nov 30	USU								
TOTAL		5	0.0-0	0.0-0	0	0-0	0	0-0	0
CAREER		19	1.0-1	0.0-0	0	0-0	0	0-0	0

DB - #13 Nico Bolden

2018

Date	Opponent	TKL	TFL-Yds	Sack-Yds	FF	FR-Yds	PBU	INT-yds	TD
Sept 1	UIW	0	0.0-0	0.0-0	0	0-0	0	0-0	0
Sept 8	at WISC	0	0.0-0	0.0-0	0	0-0	0	0-0	0
Sept 15	at NMSU	0	0.0-0	0.0-0	0	0-0	0	0-0	0
Sept 29	LIBERTY	0	0.0-0	0.0-0	0	0-0	0	0-0	0
Oct 6	at UNLV	0	0.0-0	0.0-0	0	0-0	0	0-0	0
Oct 13	at CSU	1	0.0-0	0.0-0	0	0-0	0	0-0	0
Oct 20	FS	0	0.0-0	0.0-0	0	0-0	0	0-0	0
Oct 27	at USU	3	0.0-0	0.0-0	0	0-0	0	0-0	0
Nov 3	SDSU	2	0.0-0	0.0-0	0	0-0	0	0-0	0
Nov 10	at AFA	0	0.0-0	0.0-0	0	0-0	0	0-0	0
Nov 16	BSU			Did Not Play					
Nov 24	WYO			Did Not Play					
TOTAL		6	0.0-0	0.0-0	0	0-0	0	0-0	0

2019

Date	Opponent	TKL	TFL-Yds	Sack-Yds	FF	FR-Yds	PBU	INT-yds	TD
Aug 31	SHSU	1	0.0-0	0.0-0	0	0-0	0	0-0	0
Sept 14	at ND								
Sept 21	NMSU								
Sept 28	at LIBERTY								
Oct 4	at SJSU								
Oct 11	CSU								
Oct 19	at WYO								
Oct 26	HAW								
Nov 2	at NEV								
Nov 9	AFA								
Nov 16	at BSU								
Nov 30	USU								
TOTAL		1	0.0-0	0.0-0	0	0-0	0	0-0	0
CAREER		7							

DB - #32 Johnny Hernandez

2018									
Date	Opponent	TKL	TFL-Yds	Sack-Yds	FF	FR-Yds	PBU	INT-yds	TD
Sept 1	UIW	1	0.0-0	0.0-0	0	0-0	0	0-0	0
Sept 8	at WISC	0	0.0-0	0.0-0	0	0-0	0	0-0	0
Sept 15	at NMSU	1	0.0-0	0.0-0	0	0-0	0	0-0	0
Sept 29	LIBERTY	0	0.0-0	0.0-0	0	0-0	0	0-0	0
Oct 6	at UNLV	1	0.0-0	0.0-0	0	0-0	0	0-0	0
Oct 13	at CSU	0	0.0-0	0.0-0	0	0-0	0	0-0	0
Oct 20	FS	0	0.0-0	0.0-0	0	0-0	0	0-0	0
Oct 27	at USU	0	0.0-0	0.0-0	0	0-0	0	0-0	0
Nov 3	SDSU	0	0.0-0	0.0-0	0	0-0	0	0-0	0
Nov 10	at AFA	0	0.0-0	0.0-0	0	0-0	0	0-0	0
Nov 16	BSU	0	0.0-0	0.0-0	0	0-0	0	0-0	0
Nov 24	WYO	0	0.0-0	0.0-0	0	0-0	0	0-0	0
TOTAL		3	0.0-0	0.0-0	0	0-0	0	0-0	0

2019									
Date	Opponent	TKL	TFL-Yds	Sack-Yds	FF	FR-Yds	PBU	INT-yds	TD
Aug 31	SHSU	11	0.0-0	0.0-0	0	0-0	1	0-0	0
Sept 14	at ND								
Sept 21	NMSU								
Sept 28	at LIBERTY								
Oct 4	at SJSU								
Oct 11	CSU								
Oct 19	at WYO								
Oct 26	HAW								
Nov 2	at NEV								
Nov 9	AFA								
Nov 16	at BSU								
Nov 30	USU								
TOTAL		11	0.0-0	0.0-0	0	0-0	1	0-0	0
CAREER		14	0.0-0	0.0-0	0	0-0	1	0-0	0

LB - #5 James Lewis									
2019									
Date	Opponent	TKL	TFL-Yds	Sack-Yds	FF	FR-Yds	PBU	INT-yds	TD
Aug 31	SHSU							Did Not Play	
Sept 14	at ND								
Sept 21	NMSU								
Sept 28	at LIBERTY								
Oct 4	at SJSU								
Oct 11	CSU								
Oct 19	at WYO								
Oct 26	HAW								
Nov 2	at NEV								
Nov 9	AFA								
Nov 16	at BSU								
Nov 30	USU								
TOTAL		0	0.0-0	0.0-0	0	0-0	0	0-0	0

LB - #18 Dylan Horton									
2018									
Date	Opponent	TKL	TFL-Yds	Sack-Yds	FF	FR-Yds	PBU	INT-yds	TD
Sept 1	UIW	2	0.0-0	0.0-0	0	0-0	0	0-0	0
Sept 8	at WISC	2	0.0-0	0.0-0	0	0-0	0	0-0	0
Sept 15	at NMSU	2	0.5-1	0.0-0	0	0-0	0	0-0	0
Sept 29	LIBERTY	0	0.0-0	0.0-0	0	0-0	0	0-0	0
Oct 6	at UNLV	0	0.0-0	0.0-0	0	1-0	0	0-0	0
Oct 13	at CSU	2	0.0-0	0.0-0	0	0-0	0	0-0	0
Oct 20	FS	0	0.0-0	0.0-0	0	0-0	0	0-0	0
Oct 27	at USU	1	0.0-0	0.0-0	0	0-0	0	0-0	0
Nov 3	SDSU	1	0.0-0	0.0-0	0	0-0	0	0-0	0
Nov 10	at AFA	1	0.0-0	0.0-0	0	0-0	0	0-0	0
Nov 16	BSU	1	0.0-0	0.0-0	0	0-0	0	0-0	0
Nov 24	WYO								
TOTAL		12	0.5-1	0.0-0	0	1-0	0	0-0	0

2019									
Date	Opponent	TKL	TFL-Yds	Sack-Yds	FF	FR-Yds	PBU	INT-yds	TD
Aug 31	SHSU	8	1.0-5	1.0-5	0	0-0	1	0-0	0
Sept 14	at ND								
Sept 21	NMSU								
Sept 28	at LIBERTY								
Oct 4	at SJSU								
Oct 11	CSU								
Oct 19	at WYO								
Oct 26	HAW								
Nov 2	at NEV								
Nov 9	AFA								
Nov 16	at BSU								
Nov 30	USU								
TOTAL		8	1.0-5	1.0-5	0	0-0	1	0-0	0
CAREER		20	1.5-6	1.0-5	0	1-0	1	0-0	0

LB - #19 Devin Sanders									
2019									
Date	Opponent	TKL	TFL-Yds	Sack-Yds	FF	FR-Yds	PBU	INT-yds	TD
Aug 31	SHSU	1	0.0-0	0.0-0	0	0-0	0	0-0	0
Sept 14	at ND								
Sept 21	NMSU								
Sept 28	at LIBERTY								
Oct 4	at SJSU								
Oct 11	CSU								
Oct 19	at WYO								
Oct 26	HAW								
Nov 2	at NEV								
Nov 9	AFA								
Nov 16	at BSU								
Nov 30	USU								
TOTAL		1	0.0-0	0.0-0	0	0-0	0	0-0	0

LB - #20 Jacobi Hearn									
2019									
Date	Opponent	TKL	TFL-Yds	Sack-Yds	FF	FR-Yds	PBU	INT-yds	TD
Aug 31	SHSU	1	1.0-8	1.0-8	0	0-0	0	0-0	0
Sept 14	at ND								
Sept 21	NMSU								
Sept 28	at LIBERTY								
Oct 4	at SJSU								
Oct 11	CSU								
Oct 19	at WYO								
Oct 26	HAW								
Nov 2	at NEV								
Nov 9	AFA								
Nov 16	at BSU								
Nov 30	USU								
TOTAL		1	1.0-8	1.0-8	0	0-0	0	0-0	0

LB - #23 Reco Hannah									
2019									
Date	Opponent	TKL	TFL-Yds	Sack-Yds	FF	FR-Yds	PBU	INT-yds	TD
Aug 31	SHSU	0	0.0-0	0.0-0	0	0-0	0	0-0	0
Sept 14	at ND								
Sept 21	NMSU								
Sept 28	at LIBERTY								
Oct 4	at SJSU								
Oct 11	CSU								
Oct 19	at WYO								
Oct 26	HAW								
Nov 2	at NEV								
Nov 9	AFA								
Nov 16	at BSU								
Nov 30	USU								
TOTAL		0	0.0-0	0.0-0	0	0-0	0	0-0	0

LB - #30 Alexander "Moana" Vainikolo									
2018									
Date	Opponent	TKL	TFL-Yds	Sack-Yds	FF	FR-Yds	PBU	INT-yds	TD
Sept 1	UIW	1	0.0-0	0.0-0	0	0-0	0	0-0	0
Sept 8	at WISC	1	0.0-0	0.0-0	0	0-0	0	0-0	0
Sept 15	at NMSU	9	0.0-0	0.0-0	0	0-0	0	0-0	0
Sept 29	LIBERTY	1	0.0-0	0.0-0	0	0-0	0	0-0	0
Oct 6	at UNLV	1	0.0-0	0.0-0	0	0-0	0	0-0	0
Oct 13	at CSU	0	0.0-0	0.0-0	0	0-0	0	0-0	0
Oct 20	FS	7	0.0-0	0.0-0	0	0-0	0	0-0	0
Oct 27	at USU	4	0.0-0	0.0-0	0	0-0	0	0-0	0
Nov 3	SDSU	1	1.0-5	0.0-0	1	0-0	0	0-0	0
Nov 10	at AFA	2	0.0-0	0.0-0	0	0-0	0	0-0	0
Nov 16	BSU	3	1.0-2	0.0-0	0	0-0	0	0-0	0
Nov 24	WYO	5	0.0-0	0.0-0	0	0-0	0	0-0	0
TOTAL		35	2.0-7	0.0-0	1	0-0	0	0-0	0

2019									
Date	Opponent	TKL	TFL-Yds	Sack-Yds	FF	FR-Yds	PBU	INT-yds	TD
Aug 31	SHSU	6	0.5-2	0.0-0	0	0-0	0	0-0	0
Sept 14	at ND								
Sept 21	NMSU								
Sept 28	at LIBERTY								
Oct 4	at SJSU								
Oct 11	CSU								
Oct 19	at WYO								
Oct 26	HAW								
Nov 2	at NEV								
Nov 9	AFA								
Nov 16	at BSU								
Nov 30	USU								
TOTAL		6	0.5-2	0.0-0	0	0-0	0	0-0	0
CAREER		41	2.5-9	0.0-0	1	0-0	0	0-0	0

LB - #33 Alex Hart									
2015									
Date	Opponent	TKL	TFL-Yds	Sack-Yds	FF	FR-Yds	PBU	INT-yds	TD
Sept 5	MVSU							Did Not Play	
Sept 12	Tulsa							Did Not Play	
Sept 18	at ASU							Did Not Play	
Sept 26	at WYO							Did Not Play	
Oct 3	NMSU	0	0.0-0	0.0-0	0	0-0	0	0-0	0
Oct 10	at UNR	0	0.0-0	0.0-0	0	0-0	0	0-0	0
Oct 17	HAW	1	0.0-0	0.0-0	0	0-0	0	0-0	0
Oct 24	at SJSU	0	0.0-0	0.0-0	0	0-0	0	0-0	0
Nov 7	USU	0	0.0-0	0.0-0	0	0-0	0	0-0	0
Nov 14	at BSU	1	0.0-0	0.0-0	0	0-0	0	0-0	0
Nov 21	CSU	0	0.0-0	0.0-0	0	0-0	0	0-0	0
Nov 28	AFA	0	0.0-0	0.0-0	0	0-0	0	0-0	0
Dec 19	ARIZ	0	0.0-0	0.0-0	0	0-0	0	0-0	0
TOTAL		2	0.0-0	0.0-0	0	0-0	0	0-0	0

2016									
Date	Opponent	TKL	TFL-Yds	Sack-Yds	FF	FR-Yds	PBU	INT-yds	TD
Sept 1	USD	3	0.0-0	0.0-0	0	0-0	0	0-0	0
Sept 10	at NMSU	4							

**LB - #38 Matt French
2019**

Date	Opponent	TKL	TFL-Yds	Sack-Yds	FF	FR-Yds	PBU	INT-yds	TD
Aug 31	SHSU								Did Not Play
Sept 14	at ND								
Sept 21	NMSU								
Sept 28	at LIBERTY								
Oct 4	at SJSU								
Oct 11	CSU								
Oct 19	at WYO								
Oct 26	HAW								
Nov 2	at NEV								
Nov 9	AFA								
Nov 16	at BSU								
Nov 30	USU								
TOTAL		0	0.0-0	0.0-0	0	0-0	0	0-0	0

**LB - #45 Josh Woisin
2019**

Date	Opponent	TKL	TFL-Yds	Sack-Yds	FF	FR-Yds	PBU	INT-yds	TD
Aug 31	SHSU								Did Not Play
Sept 14	at ND								
Sept 21	NMSU								
Sept 28	at LIBERTY								
Oct 4	at SJSU								
Oct 11	CSU								
Oct 19	at WYO								
Oct 26	HAW								
Nov 2	at NEV								
Nov 9	AFA								
Nov 16	at BSU								
Nov 30	USU								
TOTAL		0	0.0-0	0.0-0	0	0-0	0	0-0	0

**LB - #46 Brandon Shook
2018**

Date	Opponent	TKL	TFL-Yds	Sack-Yds	FF	FR-Yds	PBU	INT-yds	TD
Sept 1	UIW	3	1.0-8	0.0-0	1	0-0	0	0-0	0
Sept 8	at WISC	0	0.0-0	0.0-0	0	0-0	0	0-0	0
Sept 15	at NMSU	1	0.0-0	0.0-0	0	0-0	0	0-0	0
Sept 29	LIBERTY	0	0.0-0	0.0-0	0	0-0	0	0-0	0
Oct 6	at UNLV	2	1.0-9	1.0-9	1	0-0	0	0-0	0
Oct 13	at CSU	0	0.0-0	0.0-0	0	0-0	0	0-0	0
Oct 20	FS	3	0.0-0	0.0-0	0	0-0	0	0-0	0
Oct 27	at USU	3	0.0-0	0.0-0	0	0-0	0	0-0	0
Nov 3	SDSU	2	0.0-0	0.0-0	0	0-0	0	0-0	0
Nov 10	at AFA	7	0.5-1	0.0-0	0	0-0	0	0-0	0
Nov 16	BSU	14	1.0-8	1.0-8	0	0-0	0	0-0	0
Nov 24	WYO	5	0.0-0	0.0-0	0	0-0	0	0-0	0
TOTAL		40	3.5-26	2.0-17	2	0-0	0	0-0	0

2019

Date	Opponent	TKL	TFL-Yds	Sack-Yds	FF	FR-Yds	PBU	INT-yds	TD
Aug 31	SHSU	0	0.0-0	0.0-0	0	0-0	0	0-0	0
Sept 14	at ND								
Sept 21	NMSU								
Sept 28	at LIBERTY								
Oct 4	at SJSU								
Oct 11	CSU								
Oct 19	at WYO								
Oct 26	HAW								
Nov 2	at NEV								
Nov 9	AFA								
Nov 16	at BSU								
Nov 30	USU								
TOTAL		0	0.0-0	0.0-0	0	0-0	0	0-0	0

**DL - #17 Ben Bertram
2019**

Date	Opponent	TKL	TFL-Yds	Sack-Yds	FF	FR-Yds	PBU	INT-yds	TD
Aug 31	SHSU								Did Not Play
Sept 14	at ND								
Sept 21	NMSU								
Sept 28	at LIBERTY								
Oct 4	at SJSU								
Oct 11	CSU								
Oct 19	at WYO								
Oct 26	HAW								
Nov 2	at NEV								
Nov 9	AFA								
Nov 16	at BSU								
Nov 30	USU								
TOTAL		0	0.0-0	0.0-0	0	0-0	0	0-0	0

**DL - #52 Aaron Blackwell
2017**

Date	Opponent	TKL	TFL-Yds	Sack-Yds	FF	FR-Yds	PBU	INT-yds	TD
Sept 2	ACU	1	0.0-0	0.0-0	0	0-0	0	0-0	0
Sept 9	NMSU								Did Not Play
Sept 14	at BSU	0	0.0-0	0.0-0	0	0-0	0	0-0	0
Sept 23	at Tulsa	1	0.5-1	0.0-0	0	0-0	0	0-0	0
Sept 30	AFA	0	0.0-0	0.0-0	0	0-0	0	0-0	0
Oct 14	at FS	1	0.0-0	0.0-0	0	0-0	0	0-0	0
Oct 20	CSU	2	0.0-0	0.0-0	0	0-0	0	0-0	0
Oct 28	at WYO	2	2.0-6	0.0-0	0	0-0	0	0-0	0
Nov 4	USU	0	0.0-0	0.0-0	0	0-0	0	0-0	0
Nov 11	TA&M	1	1.0-2	0.0-0	0	0-0	1	0-0	0
Nov 17	UNLV	1	0.0-0	0.0-0	0	0-0	0	0-0	0
Nov 24	at SDSU	1	0.0-0	0.0-0	0	0-0	0	0-0	0
TOTAL		10	3.5-9	0.0-0	0	0-0	1	0-0	0

2018

Date	Opponent	TKL	TFL-Yds	Sack-Yds	FF	FR-Yds	PBU	INT-yds	TD
Sept 1	UIW	2	0.0-0	0.0-0	0	0-0	0	0-0	0
Sept 8	at WISC	0	0.0-0	0.0-0	0	0-0	0	0-0	0
Sept 15	at NMSU	4	0.0-0	0.0-0	0	0-0	0	0-0	0
Sept 29	LIBERTY	3	0.0-0	0.0-0	0	0-0	0	0-0	0
Oct 6	at UNLV	3	0.0-0	0.0-0	0	0-0	0	0-0	0
Oct 13	at CSU	5	3.0-14	2.0-11	0	0-0	0	0-0	0
Oct 20	FS	2	0.0-0	0.0-0	0	0-0	0	0-0	0
Oct 27	at USU	2	0.0-0	0.0-0	0	0-0	0	0-0	0
Nov 3	SDSU	3	0.0-0	0.0-0	0	0-0	1	0-0	0
Nov 10	at AFA	2	0.0-0	0.0-0	0	0-0	0	0-0	0
Nov 16	BSU	1	0.0-0	0.0-0	0	0-0	0	0-0	0
Nov 24	WYO	2	1.0-3	0.0-0	0	0-0	0	0-0	0
TOTAL		29	4.0-17	2.0-11	0	0-0	1	0-0	0

2019

Date	Opponent	TKL	TFL-Yds	Sack-Yds	FF	FR-Yds	PBU	INT-yds	TD
Aug 31	SHSU	3	0.0-0	0.0-0	0	0-0	0	0-0	0
Sept 14	at ND								
Sept 21	NMSU								
Sept 28	at LIBERTY								
Oct 4	at SJSU								
Oct 11	CSU								
Oct 19	at WYO								
Oct 26	HAW								
Nov 2	at NEV								
Nov 9	AFA								
Nov 16	at BSU								
Nov 30	USU								
TOTAL		3	0.0-0	0.0-0	0	0-0	0	0-0	0

**DL - #54 Langston Murray
2018**

Date	Opponent	TKL	TFL-Yds	Sack-Yds	FF	FR-Yds	PBU	INT-yds	TD
Sept 1	UIW	1	0.0-0	0.0-0	0	0-0	0	0-0	0
Sept 8	at WISC								Did Not Play
Sept 15	at NMSU								Did Not Play
Sept 29	LIBERTY	3	0.0-0	0.0-0	0	0-0	0	0-0	0
Oct 6	at UNLV	2	1.0-1	0.0-0	0	0-0	0	0-0	0
Oct 13	at CSU	2	0.0-0	0.0-0	0	0-0	0	0-0	0
Oct 20	FS	2	0.0-0	0.0-0	0	0-0	0	0-0	0
Oct 27	at USU	2	0.0-0	0.0-0	0	0-0	0	0-0	0
Nov 3	SDSU	0	0.0-0	0.0-0	0	0-0	0	0-0	0
Nov 10	at AFA	0	0.0-0	0.0-0	0	0-0	0	0-0	0
Nov 16	BSU	1	0.0-0	0.0-0	0	0-0	0	0-0	0
Nov 24	WYO	0	0.0-0	0.0-0	0	0-0	0	0-0	0
TOTAL		13	1.0-1	0.0-0	0	0-0	0	0-0	0

2019

Date	Opponent	TKL	TFL-Yds	Sack-Yds	FF	FR-Yds	PBU	INT-yds	TD
Aug 31	SHSU	0	0.0-0	0.0-0	0	0-0	0	0-0	0
Sept 14	at ND								
Sept 21	NMSU								
Sept 28	at LIBERTY								
Oct 4	at SJSU								
Oct 11	CSU								
Oct 19	at WYO								
Oct 26	HAW								
Nov 2	at NEV								
Nov 9	AFA								
Nov 16	at BSU								
Nov 30	USU								
TOTAL		0	0.0-0	0.0-0					

Sam Houston State (1-1, 0-0)

8/31 at New Mexico L 31-39
 9/7 Oklahoma Panhandle State W 77-0
 9/14 at North Dakota 3 pm
 9/21 *Incarnate Word 5 pm
 9/28 *at McNeese State 5 pm
 10/5 *Stephen F. Austin 2 pm
 10/12 *Lamar 1 pm
 10/19 *Nicholls State 1 pm
 10/26 *at Central Arkansas 5 pm
 11/9 *at Abilene Christian 2 pm
 11/16 *Northwestern State 1 pm
 11/23 *Houston Baptist 1 pm

Notre Dame (1-0)

9/2 at Louisville W 35-17
 9/14 New Mexico 12:30 pm
 9/21 at Georgia 6 pm
 9/28 Virginia 1:30 pm
 10/5 Bowling Green 1:30 pm
 10/12 USC 5:30 pm
 10/26 at Michigan TBA
 11/2 Virginia Tech 12:30 pm
 11/9 at Duke TBA
 11/16 Navy 12:30 pm
 11/23 Boston College 12:30 pm
 11/30 at Stanford TBA

New Mexico State (0-2)

8/31 at No. 23 Washington State L 7-58
 9/7 at No. 2 Alabama L 10-62
 9/14 San Diego State 6 pm
 9/21 at New Mexico 2:30 pm
 9/28 Fresno State 6 pm
 10/5 Liberty 6 pm
 10/12 at Central Michigan 1 pm
 10/26 at Georgia Southern TBA
 11/9 at Ole Miss TBA
 11/16 Incarnate Word 2 pm
 11/23 UTEP 2 pm
 11/30 at Liberty Noon

Liberty (0-2)

8/31 No 22. Syracuse L 0-24
 9/7 at Louisiana L 14-35
 9/14 Buffalo 4 pm
 9/21 Hampton 4 pm
 9/28 New Mexico 4 pm
 10/5 at New Mexico State 6 pm
 10/19 Maine 4 pm
 10/26 at Rutgers TBA
 11/2 at UMass 10 am
 11/9 at BYU TBA
 11/23 at Virginia TBA
 11/30 New Mexico State Noon

San Jose State (1-1, 0-0)

8/29 Northern Colorado W 35-18
 9/7 Tulsa L 16-34
 9/21 at Arkansas TBA
 9/27 *at Air Force 6 pm
 10/4 *New Mexico 8 pm
 10/12 *at Nevada 2 pm
 10/19 *San Diego State 5 pm
 10/26 at Army 10 am
 11/2 *Boise State 8:30 pm
 11/9 *at Hawai'i 8 pm
 11/23 *at UNLV 2 pm
 11/30 *Fresno State TBA

Colorado State (1-1, 0-0)

8/30 vs. Colorado (Mile High Stadium) .. L 31-52
 9/7 Western Illinois W 38-13
 9/14 at Arkansas 2 pm
 9/21 Toledo TBA
 9/28 *at Utah State 5:30 pm
 10/5 *San Diego State TBA
 10/11 *at New Mexico 6 pm
 10/26 *at Fresno State TBA
 11/2 *UNLV 1:30 pm
 11/16 *Air Force TBA
 11/22 *at Wyoming 7:30 pm
 11/29 *Boise State 1:30 pm

Wyoming (2-0, 0-0)

8/31 Missouri W 37-31
 9/7 at Texas State W 23-14
 9/14 Idaho 3 pm
 9/21 at Tulsa TBA
 9/28 *UNLV TBA
 10/12 *at San Diego State 8:30 pm
 10/19 *New Mexico TBA
 10/26 *Nevada Noon
 11/9 *at Boise State TBA
 11/16 *at Utah State TBA
 11/22 *Colorado State 7:30 pm
 11/30 *at Air Force Noon

Hawai'i (2-0, 0-0)

8/24 Arizona W 45-38
 9/7 Oregon State W 31-28
 9/14 at Washington 5:30 pm
 9/21 Central Arkansas 10 pm
 9/28 *at Nevada TBA
 10/12 *at Boise State TBA
 10/19 *Air Force 9 pm
 10/26 *at New Mexico 2 pm
 11/2 *Fresno State 10 pm
 11/9 *San Jose State 9 pm
 11/16 *at UNLV 2 pm
 11/23 *San Diego State 9 pm
 11/30 Army 10:30 am

Nevada (1-1, 0-0)

8/30 Purdue W 34-31
 9/7 at No. 16 Oregon L 6-77
 9/14 Weber State 5 pm
 9/21 at UTEP 6 pm
 9/28 *at Hawai'i TBA
 10/12 *San Jose State 2 pm
 10/19 *at Utah State TBA
 10/26 *at Wyoming Noon
 11/2 *New Mexico TBA
 11/9 *at San Diego State TBA
 11/23 *at Fresno State TBA
 11/30 *UNLV 1 pm

Air Force (1-0, 0-0)

8/31 Colgate W 48-7
 9/14 at Colorado 11 am
 9/20 *at Boise State 7 pm
 9/27 *San Jose State 6 pm
 10/5 at Navy 1:30 pm
 10/12 *Fresno State 5 pm
 10/19 *at Hawai'i 9 pm
 10/26 *Utah State TBA
 11/2 Army 1:30 pm
 11/9 *at New Mexico Noon
 11/16 *at Colorado State TBA
 11/30 *Wyoming Noon

Boise State (2-0, 0-0)

8/31 vs. Florida State W 36-31
 9/6 Marshall W 14-7
 9/14 Portland State 8:15 pm
 9/20 *Air Force 7 pm
 10/5 *at UNLV 8:30 pm
 10/12 *Hawai'i TBA
 10/19 at BYU TBA
 11/2 *at San Jose State 8:30 pm
 11/9 *Wyoming TBA
 11/16 *New Mexico TBA
 11/23 *at Utah State 8:30 pm
 11/29 *at Colorado State 1:30 pm

Utah State (1-1, 0-0)

8/30 at Wake Forest L 35-38
 9/7 Stony Brook W 62-7
 9/21 *at San Diego State 8:30 pm
 9/28 *Colorado State 5:30 pm
 10/5 at LSU TBA
 10/19 *Nevada TBA
 10/26 *at Air Force TBA
 11/2 BYU TBA
 11/9 *at Fresno State 5 pm
 11/16 *Wyoming TBA
 11/23 *Boise State 8:30 pm
 11/30 *at New Mexico 2 pm

THE DAVIE FILE

Born: Sept. 30, 1954
Birthplace: Sewickley, Pa.
Alma Mater: Youngstown State, 1977
Playing Experience: Youngstown State, 1975-76
Family: Wife, Joanne; daughter Audra, son, Clay

Bowl Games Coached:

(corresponding to the season, not the actual year of the bowl game)

- 2016 Gildan New Mexico
- 2015 Gildan New Mexico
- 2000 Fiesta Bowl
- 1998 Gator Bowl
- 1997 Independence Bowl
- 1995 Orange Bowl
- 1994 Fiesta Bowl
- 1993 Cotton Bowl
- 1992 Cotton Bowl
- 1991 Cotton Bowl
- 1990 Holiday Bowl
- 1989 Sun Bowl
- 1987 Cotton Bowl
- 1986 Cotton Bowl
- 1985 Cotton Bowl
- 1982 Cotton Bowl
- 1981 Sugar Bowl
- 1980 Gator Bowl
- 1979 Fiesta Bowl
- 1977 Gator Bowl


Head Coaching Experience

Year	School	Record	Bowl
2019	New Mexico	1-0	-
2018	New Mexico	3-9	-
2017	New Mexico	3-9	-
2016	New Mexico	9-4	Gildan New Mexico Bowl
2015	New Mexico	7-6	Gildan New Mexico Bowl
2014	New Mexico	4-8	-
2013	New Mexico	3-9	-
2012	New Mexico	4-9	-
2001	Notre Dame	5-6	-
2000	Notre Dame	9-3	Fiesta Bowl
1999	Notre Dame	5-7	-
1998	Notre Dame	9-3	Gator Bowl
1997	Notre Dame	7-6	Independence Bowl

Career record: 69-79

Assistant Coaching Experience

Year	School	Position
1996	Notre Dame	Defensive Coordinator
1995	Notre Dame	Defensive Coordinator
1994	Notre Dame	Defensive Coordinator
1993	Texas A&M	Defensive Coordinator
1992	Texas A&M	Defensive Coordinator
1991	Texas A&M	Defensive Coordinator
1990	Texas A&M	Defensive Coordinator
1989	Texas A&M	Defensive Coordinator
1988	Texas A&M	Outside Linebackers
1987	Texas A&M	Outside Linebackers
1986	Texas A&M	Outside Linebackers
1985	Texas A&M	Outside Linebackers
1984	Tulane	DC./Asst. Head Coach
1983	Tulane	DC./Asst. Head Coach
1982	Pittsburgh	Linebackers
1981	Pittsburgh	Linebackers
1980	Pittsburgh	Linebackers
1979	Arizona	Linebackers
1978	Arizona	Linebackers
1977	Pittsburgh	Graduate Assistant



Bob Davie enters his eighth season at The University of New Mexico, where he has led the program to back-to-back bowl games, a 2016 Gildan New Mexico Bowl title, and increased respect in the form of nationally televised games and increased media attention.

The 2018 season saw him complete his 32nd season as a collegiate football coach, and it marked his 42nd season overall in the sport, including 10 years as a broadcaster at ESPN.

The 2018 season saw UNM put a scare into the nation's No. 5 team in Wisconsin, and pick up a record breaking win over UNLV, winning with the largest road margin of victory for the Lobos in the Mountain West. The Lobos also had a win in the Rio Grande Rivalry, winning 42-25 over New Mexico State, giving Davie a 5-2 record against UNM's rivals to the south.

UNM also led the nation in kickoff coverage and had the top punt returner in the nation, continuing the hallmark of tremendous special teams play under Davie. The team also turned in the best academic year on record with a 2.83 GPA in the Fall and a 2.92 in the Spring, two of the five highest GPAs in program history. Additionally, UNM set records as a program with 27 Academic All-Conference performers and 13 Mountain West Scholar-Athletes.

While the 2017 season did not see the results on the field that Davie and the Lobos got used too, it still had many successful moments. The season culminated with four Lobos making it into NFL camps, including the program's first draft choice in eight years with Jason Sanders as a seventh-round selection of the Miami Dolphins. Additionally, Lamar Jordan signed a free agent contract with the Atlanta Falcons and Corey Bojorquez did likewise with the New England Patriots.

The Lobos finished among the national leaders in kickoff coverage and punt coverage, and running back Richard McQuarley tied the school record with five touchdown runs against Air Force.

In addition, the Lobos continued their streak in which the team returned a kickoff for a touchdown in each of Bob Davie's first six seasons as Elijah Lilly took one back against Texas A&M. The touchdown was the 10th in those six seasons, and that was tied for the third-most in the nation over that time period, and UNM's streak of one kickoff return for a touchdown from 2010-17 was the second-longest streak nationally.

UNM was also strong off the field, with a program record 23 Mountain West All-Academic selections and a 2.85 GPA in the Spring semester, the highest under Davie at the time.

It's safe to say that his first five years at New Mexico has seen him orchestrate one of the best rebuilding jobs in the history of the sport. When he arrived on campus in 2012, he inherited a program that had gone just 3-37 in the previous 40 games and had the lowest number of scholarship players in Division I. Knowing that back story makes UNM's stretch all the more remarkable.

Over the 2015 and 2016 seasons, New Mexico went 16-10, tying a school record for the most wins in back-to-back seasons in school history. The Lobos tied a school record with six conference wins in 2016, and UNM's 11 conference wins over those two seasons were the most in school history. New Mexico's 12-5 Mountain West record over a 17-game stretch was tied for the best in the Mountain Division and is the second-best in the league overall.

Perhaps there is no better stat to show how far Davie has brought the Lobos than this: after no wins over Bowl eligible teams from 2008-14, the Lobos defeated seven bowl eligible teams over those two seasons.

UNDER DAVIE...

NEW MEXICO RECORD WHEN..... 2012...2013...2014...2015...2016...2017...2018...2019..... OVERALL

Lobos lead after 1st quarter.....	4-3.....	3-2.....	3-2.....	4-2.....	7-2.....	2-1.....	1-2.....	1-0.....	25-14
Lobos trail after 1st quarter.....	0-5.....	0-7.....	0-4.....	2-2.....	1-2.....	0-8.....	1-7.....	0-0.....	4-35
Score tied after 1st quarter.....	0-1.....	0-0.....	1-2.....	1-2.....	1-0.....	1-0.....	1-0.....	0-0.....	5-5
Lobos lead after halftime.....	4-1.....	2-1.....	3-2.....	5-0.....	6-1.....	2-0.....	3-1.....	1-0.....	26-6
Lobos trail after halftime.....	0-8.....	0-7.....	1-5.....	2-6.....	1-3.....	1-9.....	0-8.....	0-0.....	5-46
Score tied after halftime.....	0-0.....	1-1.....	0-1.....	0-0.....	2-0.....	0-0.....	0-0.....	0-0.....	3-2
Lobos lead after 3rd quarter.....	4-0.....	2-0.....	2-1.....	5-1.....	8-1.....	3-0.....	3-1.....	1-0.....	29-4
Lobos trail after 3rd quarter.....	0-9.....	1-8.....	2-7.....	1-5.....	0-3.....	0-9.....	0-8.....	0-0.....	4-49
Score tied after 3rd quarter.....	0-0.....	0-1.....	0-0.....	1-0.....	1-0.....	0-0.....	0-0.....	0-0.....	2-1

SCHEDULE BREAKDOWN..... 2012...2013...2014...2015...2016...2017...2018...2019..... OVERALL

Overall.....	4-9.....	3-9.....	4-8.....	7-6.....	9-4.....	3-9.....	3-9.....	1-0.....	34-54
August.....	0-0.....	0-1.....	0-1.....	0-0.....	0-0.....	0-0.....	0-0.....	1-0.....	1-2
September.....	2-3.....	2-2.....	1-2.....	2-2.....	1-2.....	3-2.....	2-2.....	0-0.....	13-15
October.....	2-2.....	0-2.....	1-2.....	2-2.....	4-1.....	0-3.....	1-3.....	0-0.....	10-15
November.....	0-4.....	1-4.....	2-3.....	3-1.....	3-1.....	0-4.....	0-4.....	0-0.....	9-21
December.....	0-0.....	0-0.....	0-0.....	0-1.....	1-0.....	0-0.....	0-0.....	0-0.....	1-1

CONFERENCE GAMES..... 2012...2013...2014...2015...2016...2017...2018...2019..... OVERALL

Home.....	0-4.....	1-3.....	1-3.....	3-1.....	3-1.....	1-3.....	0-4.....	0-0.....	9-19
Road.....	1-3.....	0-4.....	1-3.....	2-2.....	2-1.....	0-4.....	1-3.....	0-0.....	7-20
Neutral.....	0-0.....	0-0.....	0-0.....	0-0.....	1-0.....	0-0.....	0-0.....	0-0.....	1-0

NON-CONFERENCE GAMES..... 2012...2013...2014...2015...2016...2017...2018...2019..... OVERALL

Home.....	2-0.....	1-1.....	0-2.....	2-2.....	3-0.....	1-1.....	1-1.....	1-0.....	11-7
Road.....	1-2.....	1-1.....	2-0.....	0-1.....	0-2.....	1-1.....	1-1.....	0-0.....	6-8

MISCELLANEOUS..... 2012...2013...2014...2015...2016...2017...2018...2019..... OVERALL

Games Decided by a TD or less (8 pts).....	0-5.....	2-3.....	3-3.....	3-2.....	5-1.....	1-3.....	0-2.....	1-0.....	15-19
Games Decided by a FG or less (3 pts).....	0-1.....	0-0.....	2-0.....	2-0.....	2-1.....	1-3.....	0-1.....	0-0.....	7-6
Games Played on Grass.....	1-0.....	0-1.....	0-0.....	0-1.....	1-0.....	0-2.....	0-0.....	0-0.....	2-4
Games Played on Turf.....	3-9.....	3-8.....	4-8.....	7-5.....	8-4.....	3-7.....	3-9.....	1-0.....	32-50
Day Games (start before 6 pm).....	2-7.....	1-5.....	3-5.....	4-4.....	3-2.....	2-4.....	1-7.....	1-0.....	17-34
Night Games (start 6 pm or later).....	2-2.....	2-4.....	1-3.....	3-2.....	6-2.....	1-5.....	2-2.....	0-0.....	17-21
vs. Ranked.....	0-2.....	0-1.....	0-2.....	0-0.....	0-1.....	0-0.....	0-2.....	0-0.....	0-8
Overtime.....	0-0.....	1-0.....	0-0.....	0-0.....	0-0.....	0-0.....	0-0.....	0-0.....	1-0

New Mexico Inside Opponent Red-Zone

Date	Opponent	Score	Times		Total Pts	Rush TDs	Pass TDs	FGs Made	Failed to score inside RZ						
			In RZ	Scored					FGA	Down	Int	Fumb	Half	Game	
Aug 31, 2019	SAM HOUSTON STATE	W 39-31	5	5	26	3	3	0	2	0	0	0	0	0	0
Sep 14, 2019	at Notre Dame														
Sep 21, 2019	NEW MEXICO STATE														
Sep 28, 2019	at Liberty														
Oct 04, 2019	at San Jose State														
Oct 11, 2019	COLORADO STATE														
Oct 19, 2019	at Wyoming														
Oct 26, 2019	HAWAII														
Nov 02, 2019	at Nevada														
Nov 09, 2019	AIR FORCE														
Nov 16, 2019	at Boise State														
Nov 30, 2019	UTAH STATE														
Totals			5	5	26	3	3	0	2	0	0	0	0	0	0
5 of 5 (100.0%)															

Opponents Inside New Mexico Red-Zone

Date	Opponent	Score	Times		Total Pts	Rush TDs	Pass TDs	FGs Made	Failed to score inside RZ						
			In RZ	Scored					FGA	Down	Int	Fumb	Half	Game	
Aug 31, 2019	SAM HOUSTON STATE	W 39-31	3	3	22	3	2	1	0	0	0	0	0	0	0
Sep 14, 2019	at Notre Dame														
Sep 21, 2019	NEW MEXICO STATE														
Sep 28, 2019	at Liberty														
Oct 04, 2019	at San Jose State														
Oct 11, 2019	COLORADO STATE														
Oct 19, 2019	at Wyoming														
Oct 26, 2019	HAWAII														
Nov 02, 2019	at Nevada														
Nov 09, 2019	AIR FORCE														
Nov 16, 2019	at Boise State														
Nov 30, 2019	UTAH STATE														
Totals			3	3	22	3	2	1	0	0	0	0	0	0	0
3 of 3 (100.0%)															

2019 STARTING LINEUPS

OFFENSE

OPPONENT	QB	WR	WR	WR/RB	RB	TE/WR*/RB#	LT	LG	C	RG	RT
SHSU	Hughes	Kress	Griffin	Umeh	Davis	Williams	Mosely	Estrella	Stapley	Jankoviak	Saltes
@UND											
NMSU											
@LIB											
@SJSU											
CSU											
@WYO											
HAW											
@NEV											
AFA											
@BSU											
USU											

DEFENSE

OPPONENT	DE	NT	RE/RUSH 2*	RUSH	MLB	WLB	LCB	SS	FS	RCB	NICK/RUSH 2*
SHSU	Sellers	Blackwell	Austin	Horton	Hart	Vainikolo	Rogers	Peek	Miller	Martin	Hernandez
@UND											
NMSU											
@LIB											
@SJSU											
CSU											
@WYO											
HAW											
@NEV											
AFA											
@BSU											
USU											

Date	Opponent	Score	Overall	Conference	Time	Attend
Aug 31, 2019	SAM HOUSTON STATE	W 39-31	1-0	0-0	3:56	13749
Sep 14, 2019	at Notre Dame					
Sep 21, 2019	NEW MEXICO STATE					
Sep 28, 2019	at Liberty					
* Oct 04, 2019	at San Jose State					
* Oct 11, 2019	COLORADO STATE					
* Oct 19, 2019	at Wyoming					
* Oct 26, 2019	HAWAII					
* Nov 02, 2019	at Nevada					
* Nov 09, 2019	AIR FORCE					
* Nov 16, 2019	at Boise State					
* Nov 30, 2019	UTAH STATE					

Team Statistics

	NM	OPP
SCORING	39	31
Points Per Game	39.0	31.0
Points Off Turnovers	3	0
FIRST DOWNS	20	27
Rushing	4	6
Passing	12	19
Penalty	4	2
RUSHING YARDAGE	145	115
Yards gained rushing	165	143
Yards lost rushing	20	28
Rushing Attempts	32	35
Average Per Rush	4.5	3.3
Average Per Game	145.0	115.0
TDs Rushing	4	2
PASSING YARDAGE	340	443
Comp-Att-Int	18-40-0	35-60-0
Average Per Pass	8.5	7.4
Average Per Catch	18.9	12.7
Average Per Game	340.0	443.0
TDs Passing	0	2
TOTAL OFFENSE	485	558
Total Plays	72	95
Average Per Play	6.7	5.9
Average Per Game	485.0	558.0
KICK RETURNS: #-Yards	3-79	2-29
PUNT RETURNS: #-Yards	5-47	2-9
INT RETURNS: #-Yards	0-0	0-0
KICK RETURN AVERAGE	26.3	14.5
PUNT RETURN AVERAGE	9.4	4.5
INT RETURN AVERAGE	0.0	0.0
FUMBLES-LOST	0-0	2-1
PENALTIES-Yards	9-90	12-104
Average Per Game	90.0	104.0
PUNTS-Yards	9-421	9-416
Average Per Punt	46.8	46.2
Net punt average	45.8	41.0
KICKOFFS-Yards	9-485	5-325
Average Per Kick	53.9	65.0
Net kick average	31.2	39.2
TIME OF POSSESSION/Game	26:12	33:48
3RD-DOWN Conversions	1/15	4/20
3rd-Down Pct	7%	20%
4TH-DOWN Conversions	0/0	1/4
4th-Down Pct	0%	25%
SACKS BY-Yards	3-17	0-0
MISC YARDS	0	0
TOUCHDOWNS SCORED	4	4
FIELD GOALS-ATTEMPTS	4-4	1-1
ON-SIDE KICKS	0-0	1-1
RED-ZONE SCORES	(5-5) 100%	(3-3) 100%
RED-ZONE TOUCHDOWNS	(3-5) 60%	(3-3) 100%
PAT-ATTEMPTS	(3-4) 75%	(2-3) 67%
ATTENDANCE	13749	0
Games/Avg Per Game	1/13749	0/0
Neutral Site Games		0/0

Score by Quarters	1st	2nd	3rd	4th	OT	Total
New Mexico	13	9	10	7	0	39
Opponents	0	16	7	8	0	31

Rushing	gp	att	gain	loss	net	avg	td	lg	avg/g
DAVIS, Ahmari	1	16	114	7	107	6.7	2	53	107.0
JONES, Sheriron	1	6	37	2	35	5.8	2	11	35.0
JONES, Javohn	1	3	11	0	11	3.7	0	9	11.0
GRIFFIN IV, Jay	1	1	2	0	2	2.0	0	2	2.0
LILLY, Elijah	1	1	1	0	1	1.0	0	1	1.0
VIGILANT, Daevon	1	1	0	1	-1	-1.0	0	0	-1.0
TEAM	1	3	0	5	-5	-1.7	0	0	-5.0
HUGHES, Brandt	1	1	0	5	-5	-5.0	0	0	-5.0
Total	1	32	165	20	145	4.5	4	53	145.0
Opponents	1	35	143	28	115	3.3	2	31	115.0

Passing	gp	effic	comp-att-int	pct	yds	td	lg	avg/g
HUGHES, Brandt	1	104.52	12-29-0	41.4	218	0	51	218.0
JONES, Sheriron	1	147.71	6-11-0	54.5	122	0	47	122.0
Total	1	116.40	18-40-0	45.0	340	0	51	340.0
Opponents	1	131.35	35-60-0	58.3	443	2	65	443.0

Receiving	gp	no.	yds	avg	td	lg	avg/g
SOMOYE, Anu	1	3	62	20.7	0	29	62.0
MOLINA, Aaron	1	3	40	13.3	0	17	40.0
LILLY, Elijah	1	3	33	11.0	0	36	33.0
DAVIS, Ahmari	1	2	58	29.0	0	51	58.0
WILLIAMS, Marcus	1	2	46	23.0	0	36	46.0
GRIFFIN IV, Jay	1	2	36	18.0	0	25	36.0
KRESS, Jordan	1	1	47	47.0	0	47	47.0
UMEH, Anselem	1	1	9	9.0	0	9	9.0
DRENNAN, Q	1	1	9	9.0	0	9	9.0
Total	1	18	340	18.9	0	51	340.0
Opponents	1	35	443	12.7	2	65	443.0

Punt Returns	no.	yds	avg	td	lg
ROGERS, De'John	5	47	9.4	0	23
Total	5	47	9.4	0	23
Opponents	2	9	4.5	0	6

Interceptions	no.	yds	avg	td	lg
Total	0	0	0.0	0	0
Opponents	0	0	0.0	0	0

Kick Returns	no.	yds	avg	td	lg
DRENNAN, Q	2	53	26.5	0	28
MARTIN, Donte	1	26	26.0	0	26
Total	3	79	26.3	0	28
Opponents	2	29	14.5	0	16

Fumble Returns	no.	yds	avg	td	lg
SELLERS, Trent	1	5	5.0	0	5
Total	1	5	5.0	0	5
Opponents	0	0	0.0	0	0

Scoring	td	fg	PAT				dxp	saf	pts
			kick	rush	rcv	pass			
SHELLEY, Andrew	-	4-4	3-4	-	-	-	-	-	15
DAVIS, Ahmari	2	-	-	-	-	-	-	-	12
JONES, Sheriron	2	-	-	-	-	-	-	-	12
Total	4	4-4	3-4	-	-	-	-	-	39
Opponents	4	1-1	2-3	-	1	1-1	-	-	31

Total Offense	q	plays	rush	pass	total	avg/g
HUGHES, Brandt	1	30	-5	218	213	213.0
JONES, Sheriron	1	17	35	122	157	157.0
DAVIS, Ahmari	1	16	107	0	107	107.0
JONES, Javohn	1	3	11	0	11	11.0
GRIFFIN IV, Jay	1	1	2	0	2	2.0
LILLY, Elijah	1	1	1	0	1	1.0
VIGILANT, Daevon	1	1	-1	0	-1	-1.0
TEAM	1	3	-5	0	-5	-5.0
Total	1	72	145	340	485	485.0
Opponents	1	95	115	443	558	558.0

Field Goals	fg	pct.	01-19	20-29	30-39	40-49	50-99	lg	blk
SHELLEY, Andrew	4-4	100.0	0-0	2-2	0-0	2-2	0-0	44	0

Punting	no.	yds	avg	lg	tb	fc	i20	50+	blk
DYER, Tyson	9	421	46.8	59	0	5	2	3	0
Total	9	421	46.8	59	0	5	2	3	0
Opponents	9	416	46.2	60	0	1	3	2	0

FG Sequence	New Mexico	Opponents
Sam Houston State	(44),(41),(27),(25)	(46)
Notre Dame	-	-
New Mexico State	-	-
Liberty	-	-
San Jose State	-	-
Colorado State	-	-
Wyoming	-	-
Hawai'i	-	-
Nevada	-	-
Air Force	-	-
Boise State	-	-
Utah State	-	-

Kickoffs	no.	yds	avg	tb	ob	retn	net	ydIn
MURPHREE, Donovan	9	485	53.9	7	0			
Total	9	485	53.9	7	0	14.5	31.2	33
Opponents	5	325	65.0	2	0	26.3	39.2	25

Numbers in (parentheses) indicate field goal was made.

All Purpose	g	rush	rcv	pr	kr	ir	total	avg/g
DAVIS, Ahmari	1	107	58	0	0	0	165	165.0
DRENNAN, Q	1	0	9	0	53	0	62	62.0
SOMOYE, Anu	1	0	62	0	0	0	62	62.0
ROGERS, De'Jo	1	0	0	47	0	0	47	47.0
KRESS, Jordan	1	0	47	0	0	0	47	47.0
WILLIAMS, Mar	1	0	46	0	0	0	46	46.0
MOLINA, Aaron	1	0	40	0	0	0	40	40.0
GRIFFIN IV, Jay	1	2	36	0	0	0	38	38.0
JONES, Sheriro	1	35	0	0	0	0	35	35.0
LILLY, Elijah	1	1	33	0	0	0	34	34.0
MARTIN, Donte	1	0	0	0	26	0	26	26.0
JONES, Javohn	1	11	0	0	0	0	11	11.0
UMEH, Anselem	1	0	9	0	0	0	9	9.0
VIGILANT, Daev	1	-1	0	0	0	0	-1	-1.0
TEAM	1	-5	0	0	0	0	-5	-5.0
HUGHES, Brand	1	-5	0	0	0	0	-5	-5.0
Total	1	145	340	47	79	0	611	611.0
Opponents	1	115	443	9	29	0	596	596.0

#	Defensive Leaders	gp	Tackles				tfl/yds	Sacks no-yds	Pass defense			Fumbles		blkd	
			ua	a	tot				int-yds	brup	qbh	rcv-yds	ff	kick	saf
3B	HERNANDEZ, Johnny	1	6	5	11	.	.	.	1
3C	HART, Alex	1	4	6	10
1H	HORTON, Dylan	1	5	3	8	1.0-5	1.0-5	.	1
6Z	ROGERS, De'John	1	6	1	7	1	.	.	.
3Z	PEEK, Patrick	1	4	3	7	1.0-1
30	VIANIKOLO, Alexander	1	3	3	6	0.5-2
1A	MILLER, Kameron	1	1	4	5
90	AUSTIN, Erin	1	4	1	5	1
8Z	MARTIN, Donte	1	2	1	3
52	BLACKWELL, Aaro	1	1	2	3
95	SOREMEKUN, Adebayo	1	2	1	3	1.5-6	1.0-4	.	.	2
9Z	REED II, Jerrick	1	2	1	3	1
1E	BEATON, Letayveon	1	2	.	2	.	.	.	1
2J	HEARN, Jacobi	1	1	.	1	1.0-8	1.0-8
1B	HUNT, Antonio	1	1	.	1
1C	BOLDEN, Nico	1	1	.	1
8D	SELLERS, Trent	1	.	1	1	1	1-5
1I	SANDERS, Devin	1	1	.	1
3D	EnRICO, Jared	1	1	.	1
7Z	MANLY, Blair	1	.	1	1
98	NOBLE, Joey	1	.	1	1	1
	Total	1	47	34	81	5-22	3-17	.	3	6	1-5	1	.	.	.
	Opponents	1	39	16	55	6-13	0-0	.	10	2

SEASON

CAREER

Rushing	gp	att	gain	loss	net	avg	td	lg	avg/g	gp	att	gain	loss	net	avg	td	lg	avg/g
OWENS, Tyrone	12	186	726	39	687	3.7	6	29	57.2	48	486	2766	94	2672	5.5	20	83	55.7
JONES, Sheriron	11	79	368	82	286	3.6	0	32	26.0	11	79	368	82	286	3.6	0	32	26.0
SHULER, Zahneer	12	51	240	12	228	4.5	3	67	19.0	24	53	240	15	225	4.2	3	67	9.4
VIGILANT, Daevon	10	43	187	2	185	4.3	2	24	18.5	11	47	194	6	188	4.0	2	24	17.1
DAVIS, Ahmari	8	51	201	16	185	3.6	4	16	23.1	8	51	201	16	185	3.6	4	16	23.1
TUIOTI, Tevaka	3	15	117	17	100	6.7	1	28	33.3	11	43	289	47	242	5.6	2	34	22.0
LILLY, Elijah	12	8	63	7	56	7.0	0	25	4.7	33	8	63	7	56	7.0	0	25	1.7
CARROLL, Bryson	2	12	42	3	39	3.2	0	9	19.5	3	13	52	3	49	3.8	0	10	16.3
GRAY, Micah	10	7	23	0	23	3.3	0	8	2.3	10	7	23	0	23	3.3	0	8	2.3
GERHART, Coltin	5	35	100	80	20	0.6	1	12	4.0	15	70	333	95	238	3.4	2	40	15.9
HARRIS, Emmanuel	11	3	17	0	17	5.7	0	10	1.5	24	4	18	0	18	4.5	0	10	0.8
REED, Patrick	11	6	13	4	9	1.5	0	7	0.8	42	6	13	4	9	1.5	0	7	0.2
GRIFFIN IV, Jay	12	1	9	0	9	9.0	0	9	0.8	24	14	135	10	125	8.9	1	61	5.2
HALL, Trae	1	1	6	0	6	6.0	0	6	6.0	1	1	6	0	6	6.0	0	6	6.0
JONES, Javohn	9	3	5	1	4	1.3	0	4	0.4	9	3	5	1	4	1.3	0	4	0.4
TEAM	11	4	0	16	-16	-4.0	0	0	-1.5									
Total	12	505	2117	279	1838	3.6	17	67	153.2									
Opponents	12	536	2876	272	2604	4.9	30	90	217.0									

Passing	gp	effic	comp-att-int	pct	yds	td	lg	avg/g	gp	effic	comp-att-int	pct	yds	td	lg	avg/g
JONES, Sheriron	11	128.30	102-187-12	54.5	1417	13	79	128.8	11	128.30	102-187-12	54.5	1417	13	79	128.8
GERHART, Coltin	5	95.08	27-56-3	48.2	266	3	38	53.2	15	99.60	44-85-5	51.8	446	4	38	29.7
TUIOTI, Tevaka	3	170.64	24-43-2	55.8	439	5	69	146.3	11	118.51	81-161-8	50.3	1144	9	69	104.0
TEAM	11	0.00	0-1-0	0.0	0	0	0	0.0								
CARROLL, Bryson	2	0.00	0-1-0	0.0	0	0	0	0.0	3	0.00	0-1-0	0.0	0	0	0	0.0
Total	12	127.27	153-288-17	53.1	2122	21	79	176.8								
Opponents	12	144.61	209-363-9	57.6	3072	23	58	256.0								

Receiving	gp	no.	yds	avg	td	lg	avg/g	gp	no.	yds	avg	td	lg	avg/g
HART-JOHNSON, Dela	12	33	507	15.4	5	44	42.2	37	59	1144	19.4	8	92	30.9
LILLY, Elijah	12	21	375	17.9	5	74	31.2	33	21	375	17.9	5	74	11.4
GRIFFIN IV, Jay	12	21	168	8.0	0	34	14.0	24	50	561	11.2	4	71	23.4
UMEH, Anselem	11	16	316	19.8	2	56	28.7	21	19	375	19.7	3	56	17.9
WILLIAMS, Marcus	10	13	138	10.6	3	33	13.8	22	14	165	11.8	3	33	7.5
HARRIS, Emmanuel	11	10	102	10.2	1	33	9.3	24	16	184	11.5	2	44	7.7
SOMOYE, Anu	11	7	104	14.9	1	31	9.5	36	9	141	15.7	2	31	3.9
OWENS, Tyrone	12	7	54	7.7	1	31	4.5	48	21	128	6.1	1	31	2.7
DICKEY, Brayden	11	6	39	6.5	1	13	3.5	11	6	39	6.5	1	13	3.5
REED, Patrick	11	5	176	35.2	2	79	16.0	42	26	466	17.9	3	79	11.1
MOLINA, Aaron	4	4	64	16.0	0	33	16.0	16	6	84	14.0	1	33	5.2
VIGILANT, Daevon	10	3	31	10.3	0	24	3.1	11	3	31	10.3	0	24	2.8
SHULER, Zahneer	12	3	5	1.7	0	5	0.4	24	8	65	8.1	0	27	2.7
DAVIS, Ahmari	8	2	0	0.0	0	2	0.0	8	2	0	0.0	0	2	0.0
DRENNAN, Q'	1	1	40	40.0	0	40	40.0	26	21	506	24.1	3	49	19.5
JONES, Jeffrey	6	1	3	3.0	0	3	0.5	6	1	3	3.0	0	3	0.5
Total	12	153	2122	13.9	21	79	176.8							
Opponents	12	209	3072	14.7	23	58	256.0							

SEASON

CAREER

Total Offense	g	plays	rush	pass	total	avg/g	g	plays	rush	pass	total	avg/g
JONES, Sheriron	11	266	286	1417	1703	154.8	11	266	286	1417	1703	154.8
OWENS, Tyrone	12	186	687	0	687	57.2	48	486	2672	0	2672	55.7
TUIOTI, Tevaka	3	58	100	439	539	179.7	11	204	242	1144	1386	126.0
GERHART, Coltin	5	91	20	266	286	57.2	15	155	238	446	684	45.6
SHULER, Zahneer	12	51	228	0	228	19.0	24	53	225	0	225	9.4
DAVIS, Ahmari	8	51	185	0	185	23.1	8	51	185	0	185	23.1
VIGILANT, Daevon	10	43	185	0	185	18.5	11	47	188	0	188	17.1
LILLY, Elijah	12	8	56	0	56	4.7	33	8	56	0	56	1.7
CARROLL, Bryson	2	13	39	0	39	19.5	3	14	49	0	49	16.3
GRAY, Micah	10	7	23	0	23	2.3	10	7	23	0	23	2.3
HARRIS, Emmanuel	11	3	17	0	17	1.5	24	4	18	0	18	0.8
REED, Patrick	11	6	9	0	9	0.8	42	6	9	0	9	0.2
GRIFFIN IV, Jay	12	1	9	0	9	0.8	24	14	125	0	125	5.2
HALL, Trae	1	1	6	0	6	6.0	1	1	6	0	6	6.0
JONES, Javohn	9	3	4	0	4	0.4	9	3	4	0	4	0.4
TEAM	11	5	-16	0	-16	-1.5						
Total	12	793	1838	2122	3960	330.0						
Opponents	12	899	2604	3072	5676	473.0						

Scoring	td	fg	PAT				dpx	saf	pts	td	fg	PAT				dpx	saf	pts
			kick	rush	rcv	pass						kick	rush	rcv	pass			
SHELLEY, Andrew	-	7-8	34-39	-	-	-	-	-	55	-	7-8	34-39	-	-	-	-	-	55
OWENS, Tyrone	7	-	-	-	1	-	-	-	44	21	-	-	-	1	-	-	-	128
HART-JOHNSON, Dela	5	-	-	-	-	-	-	-	30	8	-	-	-	-	-	-	-	48
LILLY, Elijah	5	-	-	-	-	-	-	-	30	7	-	-	-	-	-	-	-	42
DAVIS, Ahmari	4	-	-	-	-	-	-	-	24	4	-	-	-	-	-	-	-	24
SHULER, Zahneer	3	-	-	-	-	-	-	-	18	3	-	-	-	-	-	-	-	18
WILLIAMS, Marcus	3	-	-	-	-	-	-	-	18	3	-	-	-	-	-	-	-	18
HAYES, Marcus	2	-	-	-	-	-	-	-	12	2	-	-	-	-	-	-	-	12
REED, Patrick	2	-	-	-	-	-	-	-	12	3	-	-	-	-	-	-	-	18
UMEH, Anselem	2	-	-	-	-	-	-	-	12	3	-	-	-	-	-	-	-	18
VIGILANT, Daevon	2	-	-	-	-	-	-	-	12	2	-	-	-	-	-	-	-	12
TUIOTI, Tevaka	1	-	-	-	-	-	-	-	6	2	-	-	-	-	1-3	-	-	12
TOHI, Evahelotu	1	-	-	-	-	-	-	-	6	1	-	-	-	-	-	-	-	6
HARRIS, Emmanuel	1	-	-	-	-	-	-	-	6	2	-	-	-	-	-	-	-	12
GERHART, Coltin	1	-	-	-	-	1-2	-	-	6	2	-	-	-	-	1-2	-	-	12
BURRELL, Jalin	1	-	-	-	-	-	-	-	6	1	-	-	-	-	-	1	-	8
SOREMEKUN, Adebayo	1	-	-	-	-	-	-	-	6	1	-	-	-	-	-	-	-	6
DICKEY, Brayden	1	-	-	-	-	-	-	-	6	1	-	-	-	-	-	-	-	6
SOMOYE, Anu	1	-	-	-	-	-	-	-	6	2	-	-	-	-	-	-	-	12
JONES, Sheriron	-	-	-	1-1	-	0-1	-	-	2	-	-	-	1-1	-	0-1	-	-	2
CONYERS, Jermane	-	-	-	-	-	-	-	1	2	-	-	-	-	-	-	-	1	2
Total	43	7-8	34-39	1-1	1	1-3	-	1	319									
Opponents	56	14-18	54-54	1-2	-	-	-	-	434									

Punt Returns	no.	yds	avg	td	lg	no.	yds	avg	td	lg
HAYES, Marcus	15	318	21.2	1	86	15	318	21.2	1	86
BURRELL, Jalin	2	12	6.0	0	8	2	12	6.0	0	8
Total	17	330	19.4	1	86					
Opponents	29	218	7.5	0	34					

Kick Returns	no.	yds	avg	td	lg	no.	yds	avg	td	lg
LILLY, Elijah	14	247	17.6	0	40	64	1499	23.4	2	100
DICKEY, Brayden	3	18	6.0	0	9	3	18	6.0	0	9
GRIFFIN IV, Jay	3	47	15.7	0	19	3	47	15.7	0	19
ROGERS, De'John	2	33	16.5	0	19	2	33	16.5	0	19
HARRIS, Emmanuel	2	33	16.5	0	24	4	65	16.2	0	24
Total	24	378	15.8	0	40					
Opponents	18	268	14.9	0	28					

SEASON

CAREER

Interceptions	no.	yds	avg	td	lg	no.	yds	avg	td	lg
HAYES, Marcus	2	68	34.0	1	60	2	68	34.0	1	60
TOHI, Evahelotu	2	64	32.0	0	35	2	64	32.0	0	35
ROGERS, De'John	1	28	28.0	0	28	1	28	28.0	0	28
ROSS, D'Angelo	1	17	17.0	0	17	1	17	17.0	0	17
BARNWELL Jr, Stanley	1	1	1.0	0	1	2	9	4.5	0	8
BURRELL, Jalin	1	0	0.0	0	0	1	0	0.0	0	0
PARKER, Bijon	1	35	35.0	0	39	2	35	17.5	0	39
Total	9	213	23.7	1	60					
Opponents	17	213	12.5	2	100					

Fumble Returns	no.	yds	avg	td	lg	no.	yds	avg	td	lg
SOREMEKUN, Adebayo	1	44	44.0	1	44	1	44	44.0	1	44
TOHI, Evahelotu	1	18	18.0	1	18	1	18	18.0	1	18
BURRELL, Jalin	0	0	0.0	1	0	0	0	0.0	1	0
Total	2	62	31.0	3	44					
Opponents	2	29	14.5	1	20					

All Purpose	g	rush	rcv	pr	kr	ir	total	avg/g	g	rush	rcv	pr	kr	ir	total	avg/g
OWENS, Tyrone	12	687	54	0	0	0	741	61.8	48	2672	128	0	0	0	2800	58.3
LILLY, Elijah	12	56	375	0	247	0	678	56.5	33	56	375	0	1499	0	1930	58.5
HART-JOHNSO	12	0	507	0	0	0	507	42.2	37	0	1144	0	18	0	1162	31.4
HAYES, Marcus	11	0	0	318	0	68	386	35.1	11	0	0	318	0	68	386	35.1
UMEH, Anselem	11	0	316	0	0	0	316	28.7	21	0	375	0	0	0	375	17.9
JONES, Sheriron	11	286	0	0	0	0	286	26.0	11	286	0	0	0	0	286	26.0
SHULER, Zahne	12	228	5	0	0	0	233	19.4	24	225	65	0	0	0	290	12.1
GRIFFIN IV, Jay	12	9	168	0	47	0	224	18.7	24	125	561	0	47	0	733	30.5
VIGILANT, Daev	10	185	31	0	0	0	216	21.6	11	188	31	0	0	0	219	19.9
DAVIS, Ahmari	8	185	0	0	0	0	185	23.1	8	185	0	0	0	0	185	23.1
REED, Patrick	11	9	176	0	0	0	185	16.8	42	9	466	0	0	0	475	11.3
HARRIS, Emman	11	17	102	0	33	0	152	13.8	24	18	184	0	65	0	267	11.1
WILLIAMS, Marc	10	0	138	0	0	0	138	13.8	22	0	165	0	45	0	210	9.5
SOMOYE, Anu	11	0	104	0	0	0	104	9.5	36	0	141	0	3	0	144	4.0
TUIOTI, Tevaka	3	100	0	0	0	0	100	33.3	11	242	0	0	0	0	242	22.0
MOLINA, Aaron	4	0	64	0	0	0	64	16.0	16	0	84	0	0	0	84	5.2
TOHI, Evahelotu	8	0	0	0	0	64	64	8.0	21	0	0	0	0	64	64	3.0
ROGERS, De'Jo	11	0	0	0	33	28	61	5.5	11	0	0	0	33	28	61	5.5
DICKEY, Brayde	11	0	39	0	18	0	57	5.2	11	0	39	0	18	0	57	5.2
DRENNAN, Q'	1	0	40	0	0	0	40	40.0	26	10	506	0	0	0	516	19.8
CARROLL, Bryso	2	39	0	0	0	0	39	19.5	3	49	0	0	0	0	49	16.3
PARKER, Bijon	12	0	0	0	0	35	35	2.9	38	0	0	0	0	35	35	0.9
GRAY, Micah	10	23	0	0	0	0	23	2.3	10	23	0	0	0	0	23	2.3
GERHART, Colti	5	20	0	0	0	0	20	4.0	15	238	0	0	0	0	238	15.9
ROSS, D'Angelo	12	0	0	0	0	17	17	1.4	24	0	0	0	0	17	17	0.7
BURRELL, Jalin	12	0	0	12	0	0	12	1.0	24	0	0	12	0	0	12	0.5
HALL, Trae	1	6	0	0	0	0	6	6.0	1	6	0	0	0	0	6	6.0
JONES, Javohn	9	4	0	0	0	0	4	0.4	9	4	0	0	0	0	4	0.4
JONES, Jeffrey	6	0	3	0	0	0	3	0.5	6	0	3	0	0	0	3	0.5
BARNWELL Jr, S	11	0	0	0	0	1	1	0.1	32	0	0	0	0	9	9	0.3
TEAM	11	-16	0	0	0	0	-16	-1.5								
Total	12	1838	2122	330	378	213	4881	406.8								
Opponents	12	2604	3072	218	268	213	6375	531.2								

Field Goals	att	good	long	blkd	att	good	long	blkd
SHELLEY, Andrew	8	7	53	0	8	7	53	0
Total	8	7	53	0				
Opponents	18	14	42	1				

Punting	no.	yds	avg	lg	blk	no.	yds	avg	lg	blk
DYER, Tyson	74	3278	44.3	84	0	74	3278	44.3	84	0
TEAM	1	0	0.0	0	1					
Total	75	3278	43.7	84	1					
Opponents	58	2500	43.1	68	0					

Kickoffs	no.	yds	avg	tb	ob	no.	yds	avg	tb	ob
SUTTON, Daniel	50	3101	62.0	35	0	50	3101	62.0	35	0
KELLY-ROMERO, Dylan	8	485	60.6	3	1	8	485	60.6	3	1
RUIZ, Stephen	2	129	64.5	0	0	2	129	64.5	0	0
Total	60	3715	61.9	38	1					
Opponents	80	4833	60.4	51	1					

#	Defensive Leaders	gp	ua	a	total	tfl	sack	int	pbu	fr	ff	blk	gp	ua	a	total	tfl	sack	int	pbu	fr	ff	blk
9Z	BARNWELL Jr, Stanley	11	40	36	76	2.0	.	1	4	.	.	1	32	63	51	114	4.0	.	2	5	.	1	1
2F	TAMAIVENA, Sitivena	11	32	26	58	1.5	0.5	.	.	1	.	.	23	43	35	78	2.5	1.5	.	.	1	.	.
5Z	SEWELL, Jr., Michael	11	34	23	57	4.0	1.0	.	1	.	1	.	17	41	27	68	4.0	1.0	.	1	.	1	.
3Z	ROSS, D'Angelo	12	36	21	57	2.0	.	1	6	.	1	.	24	57	28	85	3.0	.	1	17	.	1	.
45	TOHI, Evahelotu	8	26	31	57	6.0	1.0	2	2	2	2	.	21	44	41	85	10.5	2.5	2	2	2	2	.
1C	BURRELL, Jalin	12	36	16	52	0.0	.	1	6	2	.	.	24	76	29	105	0.5	.	1	16	2	.	.
2C	HAYES, Marcus	11	31	20	51	1.5	.	2	5	1	1	.	11	31	20	51	1.5	.	2	5	1	1	.
1A	EPTING, Rhashaun	12	23	20	43	8.5	5.5	.	1	2	1	.	22	42	38	80	11.0	6.5	.	1	2	1	.
46	SHOOK, Brandon	12	24	16	40	3.5	2.0	.	.	.	2	.	12	24	16	40	3.5	2.0	.	.	.	2	.
4Z	PARKER, Bijon	12	22	17	39	2.0	1.0	1	6	.	.	.	38	42	28	70	4.0	3.0	2	9	2	.	.
29	FLACK, Jordan	12	23	14	37	3.5	1.5	24	37	22	59	7.5	3.5	1	.	1	1	.
30	VAINIKOLO, Alexander	12	15	20	35	2.0	1.0	.	.	.	1	.	12	15	20	35	2.0	1.0	.	.	.	1	.
52	BLACKWELL, Aaron	12	12	17	29	4.0	2.0	.	1	.	.	.	23	18	21	39	7.5	2.0	.	2	.	.	.
93	FLOWERS, Nahje	12	12	14	26	5.5	1.5	24	13	16	29	5.5	1.5
6Z	ROGERS, De'John	11	19	7	26	0.0	.	1	2	.	.	.	11	19	7	26	0.0	.	1	2	.	.	.
1B	PEEK, Patrick	12	16	9	25	1.0	1	.	12	16	9	25	1.0	1	.
53	BAKER, Cody	12	14	9	23	3.5	2.0	.	1	1	1	.	50	42	52	94	9.0	4.5	.	3	1	1	.
3C	HART, Alex	3	8	11	19	0.0	37	56	49	105	9.5	2.0	.	4	2	2	.
90	AUSTIN, Erin	9	10	7	17	3.0	2.5	9	10	7	17	3.0	2.5
1J	BAKER, Daquan	9	5	10	15	2.0	1.0	.	.	.	2	.	15	8	10	18	3.0	2.0	.	.	.	3	.
1E	MILLER, Kameron	12	9	5	14	1.0	24	9	5	14	1.0
1H	HORTON, Dylan	12	7	6	13	1.5	1.0	12	7	6	13	1.5	1.0
9E	SOREMEKUN, Adebay	11	8	5	13	4.5	2.0	.	.	3	1	.	11	8	5	13	4.5	2.0	.	.	3	1	.
5D	MURRAY, Langston	10	7	6	13	1.0	10	7	6	13	1.0
8Z	HOBDY, Jr., Willie	6	6	4	10	0.0	2	.	17	12	7	19	0.0	2	.
92	CONYERS, Jermane	12	5	2	7	1.0	12	5	2	7	1.0
57	POWELL, Everett	7	3	3	6	0.5	0.5	.	.	1	.	.	32	9	5	14	1.0	1.0	.	.	1	.	.
2A	BOLDEN, Nico	10	4	2	6	0.0	10	4	2	6	0.0
39	HERNANDEZ, Johnny	11	1	2	3	0.0	11	1	2	3	0.0
1D	ORTEGA, Gabe	11	2	1	3	1.0	23	6	2	8	1.0
3D	EnRICO, Jared	11	3	.	3	0.0	23	3	.	3	0.0
7Z	MANLY, Blair	8	3	.	3	0.0	23	4	1	5	0.0
5	REED, Patrick	11	2	.	2	0.0	42	5	.	5	0.0	.	.	.	1	.	.
32	GRAY, Micah	10	.	2	2	0.0	10	.	2	2	0.0
23	GRIFFIN IV, Jay	12	2	.	2	0.0	24	2	.	2	0.0
41	PORTILLA, James	1	.	1	1	0.0	2	.	1	1	0.0
25	OWENS, Tyrone	12	1	.	1	0.0	48	2	.	2	0.0
19	LILLY, Elijah	12	1	.	1	0.0	33	14	1	15	1.0	.	.	1	.	.	.
12	SOMOYE, Anu	11	.	1	1	0.0	36	2	4	6	0.0
84	DICKEY, Brayden	11	1	.	1	0.0	11	1	.	1	0.0
64	STAPLEY, Kyle	12	1	.	1	0.0	12	1	.	1	0.0
7	UMEH, Anselem	11	1	.	1	0.0	21	1	.	1	0.0
81	MOLINA, Aaron	4	1	.	1	0.0	16	3	.	3	0.0
88	WILLIAMS, Marcus	10	1	.	1	0.0	22	2	.	2	0.0
Total		12	507	384	891	66	26	9	35	13	16	1											
Opponents		12	434	386	820	87	27	17	34	9	13	3											

TEAM STATISTICS

Date	Opponent	Rushing				Receiving				Passing				Kick Returns				Punt Returns				tot off
		no.	yds	td	lg	no.	yds	td	lg	cmp	att	int	yds	td	lg	no.	yds	td	lg	no.	yds	
Aug 31	SAM HOUSTON STATE	32	145	4	53	18	340	0	51	18-40-0	340	0	51	3	79	0	28	5	47	0	23	485
Opponents		35	115	2	31	35	443	2	65	35-60-0	443	2	65	2	29	0	16	2	9	0	6	558

Games: 1 • Avg/rush: 4.5 • Avg/catch: 18.9 • Pass effic: 116.40 • KR avg: 26.3 • PR avg: 9.4 • All purpose avg/game: 611.0 • Total offense avg/gm: 485.0

Date	Opponent	Tackles				Sacks	Fumble	Pass Defense			blkd	PAT Attempts			off			
		ua	a	total	tfl-yds	no-yds	ff	fr-yds	int-yds	qbh	brup	kick	kick	rush	rcv	saf	t/o	pts
Aug 31	SAM HOUSTON STATE	47	34	81	5.0-22	3.0-17	1	1-5	0-0	6	3	0	3-4	0	0	0	3	39
Opponents		39	16	55	6.0-13	0.0-0	0	0-0	0-0	2	10	0	2-3	0	1	0	0	31

Date	Opponent	Punting							Field Goals			Kickoffs						
		no.	yds	avg	long	blkd	tb	fc	50+	i20	md-att	long	blkd	no.	yds	avg	tb	ob
Aug 31	SAM HOUSTON STATE	9	421	46.8	59	0	0	5	3	2	4-4	44	0	9	485	53.9	7	0
Opponents		9	421	46.8	59	0	0	5	3	2	4-4	44	0	9	485	53.9	7	0

Date	Opponent	Rushing				Receiving				Passing				Kick Returns				Punt Returns				tot off		
		no.	yds	td	lg	no.	yds	td	lg	cmp	att	int	yds	td	lg	no.	yds	td	lg	no.	yds		td	lg
Aug 31	SAM HOUSTON STATE	35	115	2	31	35	443	2	65	35	60	0	443	2	65	2	29	0	16	2	9	0	6	558
		35	115	2	31	35	443	2	65	35	60	0	443	2	65	2	29	0	16	2	9	0	6	558
	New Mexico	32	145	4	53	18	340	0	51	18	40	0	340	0	51	3	79	0	28	5	47	0	23	485

Games: 1 • Avg/rush: 3.3 • Avg/catch: 12.7 • Pass effic: 131.35 • KR avg: 14.5 • PR avg: 4.5 • All purpose avg/game: 596.0 • Total offense avg/gm: 558.0

Date	Opponent	Tackles			tfl-yds	Sacks no-yds	Fumble		Pass Defense			blkd kick	PAT Attempts			off			
		ua	a	total			ff	fr-yds	int-yds	qbh	brup		kick	rush	rcv	saf	t/o	pts	
Aug 31	SAM HOUSTON STATE	39	16	55	6.0-13	0.0-0	0	0-0	0-0	2	10	0	2-3	0	1	0	0	0	31
		39	16	55	6.0-13	0.0-0	0	0-0	0-0	2	10	0	2-3	0	1	0	0	0	31
	New Mexico	47	34	81	5.0-22	3.0-17	1	1-5	0-0	6	3	0	3-4	0	0	0	3	39	

Date	Opponent	Punting							Field Goals			Kickoffs						
		no.	yds	avg	long	blkd	tb	fc	50+	i20	md-att	long	blkd	no.	yds	avg	tb	ob
Aug 31	SAM HOUSTON STATE	9	416	46.2	60	0	0	1	2	3	1-1	46	0	5	325	65.0	2	0
		9	416	46.2	60	0	0	1	2	3	1-1	46	0	5	325	65.0	2	0
	New Mexico	9	421	46.8	59	0	0	5	3	2	4-4	44	0	9	485	53.9	7	0

PASSING

#12 HUGHES, Brandt	Comp	Att	Int	Pct	Yards	TD	Long	Sacked	Effic
Sam Houston State	12	29	0	41.4	218	0	51	0-0	104.52
TOTALS	12	29	0	41.4	218	0	51	0-0	104.52

#4 JONES, Sheriron	Comp	Att	Int	Pct	Yards	TD	Long	Sacked	Effic
Sam Houston State	6	11	0	54.5	122	0	47	0-0	147.71
TOTALS	6	11	0	54.5	122	0	47	0-0	147.71

RUSHING & RECEIVING

RUSHING	No-Yds/TD	SHSU	UND	NMSU	LIB	SJ	CS	WY	HA	NV	AF	BSU	US
DAVIS, Ahmari RB	16-107/2	16-107/2											
JONES, Sheriron QB	6-35/2	6-35/2											
JONES, Javohn RB	3-11/0	3-11/0											
GRIFFIN IV, Jay WR	1-2/0	1-2/0											
LILLY, Elijah WR	1-1/0	1-1/0											
VIGILANT, Daevo RB	1--1/0	1--1/0											
TEAM	3--5/0	3--5/0											
HUGHES, Brandt QB	1--5/0	1--5/0											

RECEIVING	No-Yds/TD	SHSU	UND	NMSU	LIB	SJ	CS	WY	HA	NV	AF	BSU	US
SOMOYE, Anu WR	3-62/0	3-62/0											
DAVIS, Ahmari RB	2-58/0	2-58/0											
KRESS, Jordan WR	1-47/0	1-47/0											
WILLIAMS, Marcu TE	2-46/0	2-46/0											
MOLINA, Aaron WR	3-40/0	3-40/0											
GRIFFIN IV, Jay WR	2-36/0	2-36/0											
LILLY, Elijah WR	3-33/0	3-33/0											
DRENNAN, Q WR	1-9/0	1-9/0											
UMEH, Anselem WR	1-9/0	1-9/0											

Total Tackles	UA-A	Total	SHSU	UND	NMSU	LIB	SJ	CS	WY	HA	NV	AF	BSU
HERNANDEZ, John DB	6-5	11	6-5										
HART, Alex LB	4-6	10	4-6										
HORTON, Dylan LB	5-3	8	5-3										
PEEK, Patrick DB	4-3	7	4-3										
ROGERS, De'John DB	6-1	7	6-1										
VAINIKOLO, Alex LB	3-3	6	3-3										
AUSTIN, Erin DL	4-1	5	4-1										
MILLER, Kameron DB	1-4	5	1-4										
MARTIN, Donte DB	2-1	3	2-1										
SOREMEKUN, Adeb DL	2-1	3	2-1										
REED II, Jerric DB	2-1	3	2-1										
BLACKWELL, Aaro DL	1-2	3	1-2										
BEATON, Letayve DB	2-0	2	2-0										
MANLY, Blair DB	0-1	1	0-1										
SELLERS, Trent DL	0-1	1	0-1										
HUNT, Antonio DB	1-0	1	1-0										
HEARN, Jacobi LB	1-0	1	1-0										
BOLDEN, Nico DB	1-0	1	1-0										
SANDERS, Devin LB	1-0	1	1-0										
EnRICO, Jared LS	1-0	1	1-0										
NOBLE, Joey DL	0-1	1	0-1										

INDIVIDUAL

50-YARD TOUCHDOWN RUN

New Mexico: 65, Richard McQuarley vs. Air Force (9/30/2017)
Opponent: 54, Kadin Remsberg, Air Force (11/10/2018)

70-YARD RUN

New Mexico: 73, Teriyon Gipson vs. Wyoming (11/26/2016)
Opponent: 90, Ra'Quanne Dickens, Incarnate Word (9/1/2018)

70-YARD RECEPTION

New Mexico: 74, Elijah Lilly from Sheriron Jones at UNLV (10/6/2018)
Opponent: 75, Keesean Johnson from Marcus McMariyon, Fresno State (10/14/2017)

30 RUSHING ATTEMPTS

New Mexico: 30, Tyrone Owens at New Mexico State (9/15/2018)
Opponent: 33, Jonathan Taylor, Wisconsin (9/8/2018)

150 YARDS RUSHING

New Mexico: 164, Tyrone Owens vs. UNLV (11/17/2017)
Opponent: 192, Xavier Valladay, Wyoming (11/24/2018)

200 YARDS RUSHING

New Mexico: 217, Teriyon Gipson vs. Wyoming (11/26/2016)
Opponent: 253, Jonathan Taylor, Wisconsin (9/8/2018)

TWO PLAYERS, 100 + YARDS RUSHING

New Mexico: Tyrone Owens (164), Daryl Chestnut (145) & Lamar Jordan (116) vs. UNLV (11/17/2017)

Opponent: Xavier Valladay (192) & Nico Evans (142) Wyoming (11/24/2018)

THREE PLAYERS, 100 + YARDS RUSHING

New Mexico: Tyrone Owens (164), Daryl Chestnut (145) & Lamar Jordan (116) vs. UNLV (11/17/2017)

Opponent: Marvin Kinsey (127), Izzy Matthews (107) & Dalyn Dawkins (102), Colorado State (11/19/2016)

30 PASS COMPLETIONS

New Mexico: 30, B.R. Holbrook vs. Texas Tech (9/11/2010)
Opponent: 34, Tyler Rogers, New Mexico State (9/9/2017)

50 PASS ATTEMPTS

New Mexico: 50, B.R. Holbrook vs. Texas Tech (2010)
Opponent: 57, Tyler Rogers, New Mexico State (9/9/2017)

400 YARDS PASSING

New Mexico: 408, Casey Kelly vs. UNLV (11/1/2003)
Opponent: 448, Jordan Love, Utah State (10/27/2018)

100 YARDS RUSHING & PASSING

New Mexico: Coltin Gerhart (156 rushing, 108 passing) at Tulsa (9/23/2017)

Opponent: D.J. Hammond (136 rushing, 145 passing), Air Force (11/10/2018)

500 YARDS TOTAL OFFENSE

New Mexico: 594, Jeremy Leach vs. Utah (11/11/1989)
Opponent: 527, Derek Carr, Fresno State (11/23/2013)

10 PASS RECEPTIONS

New Mexico: 11, Ty Kirk vs. New Mexico State (10/1/2011)
Opponent: 11, Antonio Gandy-Golden (9/29/2018)

150 YARDS RECEIVING

New Mexico: 209, Deon Long vs. Sam Houston State (9/24/2011)
Opponent: 245, Antonio Gandy-Golden (9/29/2018)

2+ PLAYERS, 100 + YARDS RECEIVING

New Mexico: Deon Long (209) & Ty Kirk (127) vs. Sam Houston State (9/24/2011)

Opponent: Ron'Quavon Tarver (112) & Jalen Greene (108), Utah State (10/27/2018)

SCORED THREE TOUCHDOWNS

New Mexico: 3, Tyrone Owens vs. Liberty (9/29/2018)
Opponent: 3, Sean Modster, Boise State (11/16/2018)

FOUR TOUCHDOWN PASSES

New Mexico: 4, Sheriron Jones at UNLV (10/6/2018)
Opponent: 4, Jordan Love, Utah State (10/27/2018)

FOUR RUSHING TOUCHDOWNS

New Mexico: 4, Ahmari Davis at New Mexico State (9/15/2018)
Opponent: 5, Dee Hart, Colorado State (11/22/2014)

THREE TOUCHDOWN RECEPTIONS

New Mexico: 3, Deon Long vs. Sam Houston State (2011)
Opponent: 3, Sean Modster, Boise State (11/16/2018)

FIVE FIELD GOALS

New Mexico: 5, James Aho vs. Arizona (2008)
Opponent: 5, Drew Dunning, Washington St. (2003)

50-YARD FIELD GOAL

New Mexico: 53, Andrew Shelley vs. Utah State (10/27/2018)
Opponent: 52, Wyatt Bryan, Colorado State (10/20/2017)

TWO INTERCEPTIONS

New Mexico: 2, Marcus Hayes at New Mexico State (9/15/2018)
Opponent: 2, Tariq Thompson, San Diego State (11/24/2017)

TWO FUMBLE RECOVERIES

New Mexico: Adebayo Soremekun vs. San Diego St. (11/3/2018)
Opponent: 64 yards, Marcus Hayes vs. Boise State (11/16/2018)

PUNT RETURN FOR TOUCHDOWN (no block)

New Mexico: 86 yards, Marcus Hayes vs. Boise State (11/16/2018)
Opponent: 90 yards, Christian Kirk, Texas A&M (11/11/2017)

TWO PUNT RETURNS FOR TOUCHDOWN (no block)

New Mexico: Has not occurred
Opponent: 64 yards, 61 yards Cliff Harris, Oregon (2010)

KICKOFF RETURN FOR A TOUCHDOWN

New Mexico: 100 yards, Elijah Lilly vs. Texas A&M (11/11/2017)
Opponent: 100 yards, Mike Edwards, Hawai'i (10/13/2012)

INTERCEPTION RETURN FOR TOUCHDOWN

New Mexico: 60 yards, Marcus Hayes at New Mexico State (9/15/2018)
Opponent: 100 yards, Shaq Bond, Utah State (10/27/2018)

BLOCKED PAT

New Mexico: Ryan Santos vs. Nevada (11/5/2016)
Opponent: Noble Hall, San Diego State (11/3/2018)

BLOCKED FIELD GOAL

New Mexico: Stanley Barnwell vs. Boise State (11/16/2018)
Opponent: DeAndre Elliott, Colorado State (11/21/2015)

BLOCKED FIELD GOAL RETURN

New Mexico: 45 yards, Anthony Hooks vs. UTEP (2010)
Opponent: Has not occurred

BLOCKED PUNT

New Mexico: Victor James at San Diego State (2009)
Opponent: Corbin Jackson, Liberty (9/29/2018)

FUMBLE RETURN FOR A TOUCHDOWN

New Mexico: 0 yards, Jalin Burrell at Air Force (11/10/2018)
Opponent: 9 yards, Desmond Williams, Boise State (11/16/2018)

DEFENSIVE TWO-POINT CONVERSION

New Mexico: Jalin Burrell vs. New Mexico State (9/9/2017)
Opponent: Has not occurred

TEAM

OVERTIME GAME

Won 42-35 (OT) at UTEP (2013)

SHUTOUT

New Mexico: 66-0 vs. Mississippi Valley State (9/5/2015); FBS: 24-0 vs. Wyoming (10/4/2008)

Opponent: 38-0, Fresno State (10/14/2017)

50 POINTS

New Mexico: 50 at UNLV (10/6/2018)
Opponent: 61, Utah State (10/27/2018)

60 RUSHING ATTEMPTS

New Mexico: 60 at UNLV (10/6/2018)
Opponent: 67, Air Force (11/10/2017)

300 YARDS RUSHING

New Mexico: 319 vs. Incarnate Word (9/1/2018)
Opponent: 366, Wyoming (11/24/2018)

400 YARDS RUSHING

New Mexico: 482, UNLV (11/17/2017)
Opponent: 478, Air Force (11/10/2018)

FOUR RUSHING TDS

New Mexico: 4, Sam Houston State (8/31/2019)
Opponent: 4, Wyoming (11/24/2018)

400 YARDS PASSING

New Mexico: 434 vs. Sam Houston State (9/24/2011)
Opponent: 443, Sam Houston State (8/31/2019)

FOUR PASSING TDS

New Mexico: 4 at UNLV (10/6/2018)
Opponent: 4, Utah State (10/27/2018)

500 YARDS TOTAL OFFENSE

New Mexico: 680 vs. Incarnate Word (9/1/2018)
Opponent: 558, Sam Houston State (8/31/2019)

30 FIRST DOWNS

New Mexico: 32, Incarnate Word (9/1/2018)
Opponent: 30, Boise State (11/16/2018)

INTERCEPTED FIVE PASSES

New Mexico: 5 at New Mexico State (9/15/2018)
Opponent: 5, Wyoming (10/28/2017)

100 YARDS IN PENALTIES

New Mexico: 120 Fresno State (10/20/2018)
Opponent: 104, Sam Houston State (8/31/2019)

NO PENALTIES

New Mexico: Air Force (11/10/2018)
Opponent: Researching

LOST FIVE FUMBLES

New Mexico: 5 vs. Brigham Young (10/25/1984)
Opponent: 5, Air Force (10/25/2007)

FAILED TO GAIN 100 YARDS RUSHING

New Mexico: 49 vs. Wyoming (11/24/2018)
Opponent: 43, UNLV (10/6/2018)

FAILED TO GAIN 100 YARDS PASSING

New Mexico: 34 vs. Wyoming (11/24/2018)
Opponent: 48 vs. Mississippi Valley State (9/5/2015)

FAILED TO GAIN 200 YARDS TOTAL OFFENSE

New Mexico: 83 vs. Wyoming (11/24/2018)
Opponent: 166, UNLV (10/6/2018)

RECORDED A SAFETY

New Mexico: Jermane Conyers tackled Utah State's Derrick Thompson in the end zone after a fumbled handoff (10/27/2018)

Opponent: Team safety, TCU (11/28/2009)

NO PUNTS

New Mexico: vs. Colorado State (11/16/2013)
Opponent: Colorado State (11/21/2015)

SCORED TDS ON OFFENSE, DEFENSE AND SPECIAL TEAMS

New Mexico: vs. ULM (10/22/2016)

Opponent: Utah (2010)

TOP MARKS BY UNM OPPONENTS VS. LOBOS

	INDIVIDUAL	TEAM		INDIVIDUAL	TEAM
First Downs	40, Boise State (11/14/2015)		INTs	3, Gerald Campbell, UTEP (1950)	
Rushing Att.	47, Steve Bartalo, CSU (1985)			3, Gene Franz, BYU (1962)	
		82, Air Force (1987)		3, Derwin Gray, BYU (1990)	
Rushing Yards	325, Andre Davis, TCU (1994)				7, UTEP (1950)
		646, Air Force (1987)			7, West Texas (1950)
Long TD	94, Alvester Alexander, Wyoming (2010)				7, Arizona (1953)
Rushing Tds	6, Kapri Bibbs, Colorado State (2013)		Rec. Yards	281, Thomas Sperbeck, Boise State (11/14/2015)	
		10, Air Force (1987)	Receptions	22, Jay Miller, BYU (1973)	
Pass Att.	75, Brett Rypien, Boise State (11/14/2015)		TD Rec.	4, Kirk Pendleton, BYU (1983)	
		75, Boise State (11/14/2015)		4, Roger Garidel, Utah (1971)	
Pass Comp.	47, Chase Holbrook, New Mexico St. (2007)		INT Return	100, Larry Durham, UTEP (1962)	
		47, New Mexico St. (2007)	Field Goals	5, Hawai'i (1981)	
Passing Yards	585, Robbie Bosco, BYU (1985)			5, Washington St. (2003)	
		585, BYU (1985)	Long FG	56, Owen Pochman, BYU (2000)	
Long Pass	98, Jack Steptoe from Dan Hagemann, Utah (1976)		Punts	13, Lonnie Crittenden, UTEP (1962)	
Total Plays	84, Brad Smith, Missouri (2005)				13, UTEP (1962)
		105, Missouri (2005)	Long Punt	89, Jeff Babcock, Colorado St. (2004)	
Total Off.	592, Robbie Bosco, BYU (1985)		Punt Return	95, Morris Owens, Arizona St. (1972)	
		822, Fresno State (2013)	KO Return	100, Cedric Johnson, UTEP (1996)	
TD Passes	7, Derek Carr, Fresno State (2013)			100, Ivory McCann, Texas Tech (2001)	
		7, Fresno State (2013)		100, Mike Edwards, Hawai'i (10/13/2012)	
		7, UTEP (1967)			



31 Game 1: 8/31/2019
Albuquerque, N.M.
39 Att: 13,749

ALBUQUERQUE, N.M. — The University of New Mexico got a pair of second half touchdowns from Sheriron Jones and then staved off a late comeback attempt with a fourth down sack by Jacobi Hearn as the Lobos defeated Sam Houston State, the No. 22 team in the FCS, 39-31 in front of 13,749 fans at Dreamstyle Stadium.

After the game, UNM's post-game press conference was canceled after head coach Bob Davie needed medical attention after meeting with his team. Director of Athletics Eddie Nuñez released the following statement.

"Immediately following tonight's football game between The University of New Mexico and Sam Houston State University, Lobo Head Coach Bob Davie was taken to the hospital as a result of what appeared to be a serious medical incident. The University will release more information as it becomes available. We ask that you keep the Davie family in your prayers."

The Lobos are idle next week and then head to Notre Dame on Saturday, September 14.

UNM led for most of the game as starting quarterback Brandt Hughes threw for 218 yards in the first half. Hughes led UNM to a pair of touchdowns by Ahmari Davis on the ground and three Andrew Shelley field goals, but he suffered a shoulder injury and gave way to Jones in the second half.

Jones, who started seven games last year, entered with UNM down 23-22 after the Bearkats took the opening second half kickoff and went 75 yards in seven plays for what amounted to SHSU's only lead of the game. After a quick three-and-out, UNM got the ball right back and Jones went to work. Anu Somoye made a ridiculous grab near the Bearkat sideline, one of a career-high three catches, to put UNM in Sam Houston territory. Jones then found Aaron Molina twice to get UNM inside the five, but UNM had to settle for a fourth Shelley field goal, giving UNM the lead for good at 25-23.

Jones then gave UNM a 16-point lead with back-to-back touchdowns. After he hit Jordan Kress for 47 yards, Jones rushed to 10 and then 11 to make it 32-23. Sam Houston State punted, Davis rushed 53 yards to the Bearkat seven. Jones then raced to the pylon on the next play for his second career touchdown. That made it 39-23, and then UNM had to deal with Sam Houston State's late comeback attempt.

Down 16, the Bearkats mounted a long, 86-yard touchdown drive that took 12 plays and culminated with a Donovan Williams 4-yard run. Sam Houston went for two and got it, making the score 39-31 with just 3:01 to go. Sam Houston State then hit a little dribble kick and kicker Connor Crow recovered to give the Bearkats a chance. A trick play moved the ball to the Lobo 22, but UNM's defense held firm from there. Alexander "Moana" Vainikolo and Adebayo Soremekun teamed up for a four-yard loss, and then after an incompletion Patrick Peek delivered another tackle for loss to make it 4th and 15. JUCO transfer then clinched a victory with a backside sack of quarterback Ty Brock, and UNM took three knees to end the game.

The Lobos picked up 485 yards of offense on 72 plays, averaging 6.7 yards per play. UNM also had plenty of big plays with eight of 25 yards or more. Sam Houston outgained UNM with 558 yards, but it needed 95 plays to do it. UNM had a solid pass rush with three sacks and six hurries.

Score by Quarters	1	2	3	4	Total
Sam Houston State	0	16	7	8	31
New Mexico	13	9	10	7	39

Qtr Time Scoring play

1st 07:34 NM - SHELLEY, Andrew 44 yd field goal, 8-61 2:55
 04:05 NM - SHELLEY, Andrew 41 yd field goal, 8-58 2:16
 01:57 NM - DAVIS, Ahmari 43 yd run (SHELLEY, Andrew kick), 2-47 0:41
 2nd 14:57 NM - SHELLEY, Andrew 27 yd field goal, 5-36 0:34
 12:56 SHSU - Bowens, Dee 65 yd pass from Brock, Ty (Crow, Connor kick failed), 5-75 2:01
 09:21 SHSU - Schmid, Eric 4 yd run (Crow, Connor kick), 9-79 2:44
 03:19 NM - DAVIS, Ahmari 1 yd run (SHELLEY, Andrew kick failed), 7-89 1:57
 00:59 SHSU - Crow, Connor 46 yd field goal, 5-24 0:26
 3rd 12:40 SHSU - Carter, Tonnell 13 yd pass from Schmid, Eric (Crow, Connor kick), 7-75 2:20
 05:12 NM - SHELLEY, Andrew 25 yd field goal, 8-52 2:15
 01:02 NM - JONES, Sheriron 11 yd run (SHELLEY, Andrew kick), 4-68 0:59
 4th 13:41 NM - JONES, Sheriron 7 yd run (SHELLEY, Andrew kick), 2-60 0:23
 03:01 SHSU - Williams, Donovan 4 yd run (Brandom, Woody pass from Brock, Ty), 12-86 4:39

	SHSU	NM
FIRST DOWNS	27	20
RUSHES-YARDS (NET)	35-115	32-145
PASSING YDS (NET)	443	340
Passes Att.-Comp.-Int	60-35-0	40-18-0
TOTAL OFFENSE PLAYS-YARDS	95-558	72-485
Fumble Returns-Yards	0-0	1-5
Punt Returns-Yards	2-9	5-47
Kickoff Returns-Yards	2-29	3-79
Interception Returns-Yards	0-0	0-0
Punts (Number-Avg)	9-46.2	9-46.8
Fumbles-Lost	2-1	0-0
Penalties-Yards	12-104	9-90
Possession Time	33:48	26:12
Third-Down Conversions	4 of 20	1 of 15
Fourth-Down Conversions	1 of 4	0 of 0
Red-Zone Scores-Chances	3-3	5-5
Sacks By: Number-Yards	0-0	3-17

RUSHING: Sam Houston State-Jackson, Kyran 15-66; Williams, Donovan 6-30; Williams, Alex 1-19; Schmid, Eric 5-17; Carter, Tonnell 2-2; Bowens, Dee 1-minus 1; TEAM 1-minus 2; Brock, Ty 4-minus 16. New Mexico-DAVIS, Ahmari 16-107; JONES, Sheriron 6-35; JONES, Javohn 3-11; GRIFFIN IV, Jay 1-2; LILLY, Elijah 1-1; VIGILANT, Daevon 1-minus 1; TEAM 3-minus 5; HUGHES, Brandt 1-minus 5.

PASSING: Sam Houston State-Brock, Ty 21-38-0-258; Schmid, Eric 14-21-0-185; Humphries, Ryan 0-1-0-0. New Mexico-HUGHES, Brandt 12-29-0-218; JONES, Sheriron 6-11-0-122.

RECEIVING: Sam Houston State-Bowens, Dee 9-130; Stewart, Nathan 6-71; Harvin, Chandle 5-68; Compton, Coree 4-29; Tibbs, Brennon 3-47; Adeyi, Ife 3-37; Brandom, Woody 1-32; Carter, Tonnell 1-13; Jackson, Kyran 1-8; Williams, Donovan 1-5; Williams, Alex 1-3. New Mexico-SOMOYE, Anu 3-62; MOLINA, Aaron 3-40; LILLY, Elijah 3-33; DAVIS, Ahmari 2-58; WILLIAMS, Marcus 2-46; GRIFFIN IV, Jay 2-36; KRESS, Jordan 1-47; DRENNAN, Q 1-9; UMEH, Anselem 1-9.

INTERCEPTIONS: Sam Houston State-None. New Mexico-None.

FUMBLES: Sam Houston State-Jackson, Kyran 1-0; Compton, Coree 1-1. New Mexico-None.

Sam Houston State (0-1) vs. New Mexico (1-0)
 Date: Aug 31, 2019 • Site: Albuquerque, N.M. • Stadium: Dreamstyle Stadium
 Attendance: 13749

Kickoff time: 4:02 pm • End of Game: 7:58 pm • Total elapsed time: 3:56
 Officials: Referee: Gary Leeper; Umpire: Joseph Chisholm; Linesman: Bret Bascue;
 Line judge: David Burge; Back judge: Krystle Apellan; Field judge: David Prather;
 Side judge: J.B. Garza; Center judge: Cecil Harrison;
 Temperature: 97F • Wind: 5 MPH • Weather: Sunny