



LIBERTY FLAMES

2018 FOOTBALL GAME NOTES

@LibertyFootball
@LibertyFootball

Todd Wetmore, Associate AD for Athletics Communications • Cell: (434) 841-8974 • E-mail: twetmore@liberty.edu

GAME 4: LIBERTY AT NEW MEXICO

SEPT. 29, 2018 / 6 P.M. EST / DREAMSTYLE STADIUM / ALBUQUERQUE, N.M.



AT



2018 Record:1-2
Head Coach: Turner Gill
Record at Liberty: 42-31 (7th Year)
Overall Record: 67-80 (13th Year)

2018 Record: 2-1, 0-0 Mountain West
Head Coach: Bob Davie
Record at New Mexico: 32-46 (7th Year)
Overall Record: 67-71 (12th Year)

THE MATCHUP

24.3	PPG	39.3
73	1st DOWNS	68
156.7 YPG	RUSH	198.0 YPG
294.0 YPG	PASS	207.3 YPG
450.7 YPG	OFFENSE	405.3 YPG
2	INT	4
10	TDs	17
1	FGs	0
25:55	TOP	30:58
447.3 YPG	DEFENSE	500.7 YPG
0	INT	7
2	SACKS	7

STORYLINES

1) Liberty (1-2) plays its first of back-to-back games in the Land of Enchantment on Saturday, when the Flames make their first-ever visit to New Mexico (2-1, 0-0 Mountain West).

2) The Flames, who are facing their first Mountain West opponent in program history, are looking to snap a two-game losing skid. Meanwhile, New Mexico is off to its best three-game start since 2007.

3) A shootout could be in the making, as both Liberty and New Mexico are averaging 400+ yards per game and yielding 400+ yards per contest to opponents.

4) While New Mexico was down to third-string QB Sheriron Jones for its most recent game against New Mexico State, Liberty junior Stephen Calvert has started the last 21 games at QB for the Flames.

5) Calvert is averaging 291.3 passing yards per game this season, while throwing seven TDs and only two interceptions. He ranks No. 18 among active FBS quarterbacks with 6,168 career passing yards.

6) Liberty DE Juwan Wells is coming off of his best game of the season (9 tackles, 3.0 tackles for loss, 0.5 sacks) against North Texas. His career numbers now stand at 193 tackles, 32.5 tackles for loss and 15.5 sacks. Wells is attempting to become the first Flame since 2016 to reach 200 career stops.



PASSING

60-112

874 YARDS
7 TD/2 INT

STEPHEN
CALVERT



RECEIVING

14 CATCHES

137 YARDS
3 TD

ANTONIO
GANDY-
GOLDEN




RUSHING

34 CARRIES

221 YARDS
1 TD

KENTORY
MATTHEWS



DEFENSE

24 TACKLES

3.0 TFL
0.5 SACK

JUWAN
WELLS

2018 SCHEDULE



OLD DOMINION
Sept. 1 | 6 p.m.
Williams Stadium

W
52-10



at Army
Sept. 8 | Noon
Michie Stadium

L
14-38



NORTH TEXAS
Sept. 22 | 6 p.m.
Williams Stadium

L
7-47



at New Mexico
Sept. 29 | 6 p.m.
Dreamstyle Stadium



at New Mexico State
Oct. 6 | 8 p.m.
Aggie Memorial Stadium



TROY
Oct. 13 | 2 p.m.
Williams Stadium



IDAHO STATE
Oct. 20 | 2 p.m.
Williams Stadium



at UMass
Nov. 3 | 3:30 p.m.
McGuirk Alumni Stadium



at Virginia
Nov. 10 | TBA
Scott Stadium



at No. 10/10 Auburn
Nov. 17 | TBA
Jordan-Hare Stadium



NEW MEXICO STATE
Nov. 24 | 2 p.m.
Williams Stadium



NORFOLK STATE
Dec. 1 | 2 p.m.
Williams Stadium

■ - Home

□ - Away

All Times Listed Are Eastern

#RISEWITHUS

<1>

RESPECT ALL, FEAR NONE

<p>24</p> <p>MONDAY No Practice (Players' Day Off)</p> <p>Flames Sports Hotline 6-7 p.m. with Turner Gill Weekly Radio Call-In Show Location: Journey FM Studio 93.3 FM - Lynchburg 100.9 FM - Lynchburg 106.3 FM - Gretna/Danville 1320 FM - Lynchburg 1240 AM - Roanoke 1350 AM - Bedford 730 AM - Gretna/Danville</p>	<p>25</p> <p>TUESDAY Coach Gill Press Conference 12:30-1 p.m. (IPF Media Room)</p> <p>Player/Coaches Interviews 1-2:15 p.m. (IPF Media Room)</p> <p>Team Meeting 2:45 p.m. (Closed to Media)</p> <p>Practice 4:05-6:05 p.m. (Players & Coaches available outside locker room at 6:05 p.m.)</p>	<p>26</p> <p>WEDNESDAY Team Meeting 2:45 p.m. (Closed to Media)</p> <p>Practice 4:10-6:15 p.m. (Players & Coaches available outside locker room at 6:15 p.m.)</p>	<p>27</p> <p>THURSDAY Team Meeting 2:45 p.m. (Closed to Media)</p> <p>Practice 4:35-6:15 p.m. (Coach Gill is available for interviews in the Team Room at 6:15 p.m.)</p>	<p>28</p> <p>FRIDAY Team Meeting 3:30 p.m.</p> <p>Walk Thru Practice 4:20-5:25 p.m. (Closed to Media)</p>	<p>29</p> <p>SATURDAY Gameday Liberty at New Mexico Dreamstyle Stadium 6 p.m. EST</p> <p>Post Game Coach Gill is available following the game. Players will follow after Coach Gill.</p>	<p>30</p> <p>SUNDAY Team Meeting 3 p.m. (Closed to Media)</p>
---	--	---	--	---	--	--

LIBERTY UNIVERSITY INFORMATION

School	Liberty University
Location	Lynchburg, Va.
Founded	1971
Enrollment	15,000
President	Jerry Falwell Jr.
Director of Athletics	Ian McCaw
Founder	Dr. Jerry Falwell
Affiliation	NCAA Division I
Nickname	Flames
Mascot	Sparky
Colors	Red, White & Blue
Conference	Independent
Athletics Website	www.LibertyFlames.com
Official Athletics Twitter	@LibertyFlames
Official Athletics Facebook	LibertyFlamesAthletics
Official Athletics Instagram	@LibertyFlames
Official Football Twitter	@LibertyFootball
Official Football Instagram	@LibertyFootball

LIBERTY FOOTBALL COACHING STAFF

Turner Gill	Head Coach
Joe Dailey	Offensive Coordinator/QB
Scott Downing	Special Teams Coordinator/TE/FB
Aaron Stamm	Assistant Coach/OL
Kyle DeArmon	Assistant Coach/WR
Mike Brown	Assistant Coach/RB
Robert Wimberly	Assoc. Head Coach/Defensive Coord./S
Vantz Singletary	Co-Def. Coordinator/DL
Josh Bookbinder	Assistant Coach/LB
Marshall Roberts	Assistant Coach/DB/CB
Aaron Wilkins	Assistant Coach/SPURS/Nickels
Roy Asuega	Graduate Assistant/DL
Seth Hestness	Graduate Assistant/TE/FB/Special Teams
CJ Holden	Graduate Assistant/S
Scott Mitchell	Graduate Assistant/OL
J.R. Rozier	Offensive Quality Control
Darren Jackson	Defensive Quality Control

GAME INFORMATION - 6:06 P.M. EST KICKOFF

WATCH

No TV broadcast is available for the Liberty at New Mexico game.

LISTEN



Game Broadcast:
Alan York (Play-by-Play)
Paul Rutigliano (Color Analyst)
Nick Pierce (Sidelines)



Pregame Show:
Nick Pierce
Brad Butler
TBA

MEDIA INFORMATION

The Liberty Athletics Department is served by an athletics communications office staff that works diligently to promote the individual and team accomplishments of student-athletes, coaches and staff. The office members handle all sport and department communications and media relations needs, and work to serve the working media.

Credentials

Requests for season and single-game credentials should be emailed to the appropriate communications representative at least 48 hours prior to the requested event. Due to space limitations, credentials will be issued to full-time journalists from media outlets that cover Liberty Athletics regularly and substantially or to representatives who regularly and customarily perform services for that outlet.

Work-Related Equipment Bags

Members of the media will be allowed to bring work-related equipment bags (laptop computers, radio/TV broadcast equipment, still and video cameras, etc.) through Gate 8 at Williams Stadium (gate next to the Luurtsema parking lot and the south end of the West Carter Tower). Work-related equipment bags will be searched by Williams Stadium security.

Postgame Interviews

Postgame interviews are held on the first floor of the Williams Football Operations Center in the room next to the Liberty team locker room. Todd Wetmore, Liberty Associate AD for Communications, will ask for requests during the fourth quarter of the contest.

Parking

Liberty University has designated the Orange lot as reserved media parking for home football contests. Media parking opens two hours before each game. Please contact the Liberty Athletics Communications Office to obtain a parking pass.

Photographers

Liberty University strictly enforces a photo credential approval policy designed to best allocate working credentials for photographers to maximize coverage in a safe, professional working environment. Unfortunately, it is not possible to accommodate all requests. Due to limited space, credentials will generally not be issued to freelance photographers without a specific assignment received in writing from the assigning organization. Photographers are to stay behind the red line that surrounds the playing field and are not allowed in the team box on either sideline at Williams Stadium and are prohibited from going on the field at any time.

CollegePressbox.com

Collegepressbox.com is the official media website for Division I FBS football. Access and download weekly game notes, quotes, statistics, media guides, headshots, logos and more for each conference and its member schools. Login information will be distributed to accredited media or you can apply for a password by sending an e-mail to password@collegepressbox.com.

LU PLAYERS OF THE WEEK

Old Dominion (Sept. 1)

Off: DJ Stubbs
Def: Elijah Benton
ST: Aaron Peart

Army (Sept. 8)

Off: Julio Lozano
Def: Juwan Wells
ST: T. Schultz/J. Passmore/J. Jackson

North Texas (Sept. 22)

Off: Dontae Duff/DJ Stubbs
Def: Juwan Wells
ST: Remington Green

New Mexico (Sept. 29)

Off:
Def:
ST:

New Mexico State (Oct. 6)

Off:
Def:
ST:

Troy (Oct. 13)

Off:
Def:
ST:

Idaho State (Oct. 20)

Off:
Def:
ST:

UMass (Nov. 3)

Off:
Def:
ST:

Virginia (Nov. 10)

Off:
Def:
ST:

Auburn (Nov. 17)

Off:
Def:
ST:

New Mexico State (Nov. 24)

Off:
Def:
ST:

"4 DOWNS" WITH THE LOBOS

1 Saturday's contest will be Liberty's first-ever matchup with New Mexico and the Flames' inaugural meeting with a Mountain West Conference opponent on the gridiron. It is the Flames' first meeting with the Lobos in a men's team sport and just their fourth head-to-head matchup with New Mexico in any sport. Liberty teams are 0-3 all-time against New Mexico.

2 Liberty is playing the first of two consecutive games in New Mexico, as the Flames will return to the Land of Enchantment to battle New Mexico State on Oct. 6. Both games will see Liberty's opponent playing its Homecoming game on the heels of a bye week. The Flames are playing back-to-back road games in the same state for the first time since heading to Ohio on Sept. 6 and 13, 2003 to meet Toledo and Bowling Green.

3 The Flames are 0-3 all-time when playing in the Mountain Time Zone. They will be facing a New Mexico team which has won two of its first three games to start the season for the first time since 2007. New Mexico's third-string QB (Sheriron Jones) led the Lobos to a 42-25 victory at New Mexico State in their most recent outing (Sept. 15).

4 New Mexico has won four bowl games in program history, with the most recent triumph coming on its home field over UTSA in the 2016 New Mexico Bowl. The Lobos' men's basketball team has won four Mountain West Conference Tournament titles, including a 2005 crown under the direction of current Liberty Head Coach Ritchie McKay.

LAST GAME IN THE MOUNTAIN TIME ZONE

SEPT. 15, 2012
NO. 14/12 MONTANA 34, LIBERTY 14
MISSOULA, MONT. (WASHINGTON-GRIZZLY STADIUM)

- Montana jumped out to a 24-0 halftime lead despite being outgained by Liberty, 143-118, at that point of the game.
- The Grizzlies took advantage of Liberty's pair of first-half turnovers and were sparked by Peter Nguyen's 90-yard punt return for a TD.
- Liberty's Josh Woodrum, making his first career start at QB, completed 34-of-44 passes for 322 yards and two TDs. However, he was sacked five times.
- Pat Kelly hauled in 14 passes for 88 yards and a score.

ON THIS DATE: Liberty is 3-3 all-time when playing on Sept. 29.

SEPT.	Season	Site	LU Coach	W/L/T	Score	Opponent	Opp. Coach
29	1979	Neutral	Tom Dowling	W	32-29	Gardner-Webb	Tom Moore
	1984	Away	Morgan Hout	L	11-48	Georgia Southern	Erk Russell
	1990	Away	Sam Rutigliano	L	14-26	Villanova	Andy Talley
	1995	Away	Sam Rutigliano	L	10-36	Hofstra	Joe Gardi
	2001	Home	Ken Karcher	W	41-13	Wingate	Joe Reich
	2007	Home	Danny Rocco	W	68-10	Saint Francis (Pa.)	Dave Opfar

A LIBERTY WIN WOULD ...

- Mark the Flames' first road win as an FBS squad.
- Give the Flames their first-ever victory over a Mountain West Conference opponent.
- Be Liberty's first head-to-head triumph over New Mexico in any team sport.
- Represent the Flames' first-ever win when playing in the Mountain Time Zone.
- Improve the Flames' all-time record when playing 1,000+ miles away from home to 3-5.
- Make New Mexico the 16th different state in which Liberty has won a game in program history.
- Snap New Mexico's streak of three straight Homecoming victories, handing the Lobos their first Homecoming setback since Sept. 26, 2014 versus Fresno State.



2018 UNIFORM TRACKER

The Liberty football program is outfitted by Nike and has 27 different helmet/jersey/pants combinations to choose from during the 2018 season.

Opponent	Helmet	Jersey	Pants
Old Dominion	White	Red	Red
Army	White	White	White
North Texas	Red	Red	Red

- New Mexico
- New Mexico St. (A)
- Troy
- Idaho St.
- UMass
- Virginia
- Auburn
- New Mexico St. (H)
- Norfolk St.



MILESTONE WATCH

1: WR B.J. Farrow enters Saturday's game with 17 career TD receptions. His next TD reception will move Farrow into sole possession of fifth place in program history. Teammate Antonio Gandy-Golden is nipping on his heels with 16 career TDs.

3/7: DE Juwan Wells has recorded 32.5 career tackles for a loss, leaving him three shy of moving into fifth place all-time at Liberty. The senior is also seven tackles away from becoming the first Flame with 200 career stops since Nick Newman graduated with 236 tackles in 2016.

169: QB Stephen Calvert needs 169 passing yards to overtake Antwan Chiles (1993-95) for fifth place on Liberty's career passing list.

LIBERTY FOOTBALL BY THE NUMBERS

1: The 2018 season is Liberty's first as an FBS member, following 30 seasons of competition at the FCS (1-AA) level.

6: Six 2018 Flames (Dontae Duff, B.J. Farrow, David King, Julio Lozano, Kentory Matthews and James Passmore) have completed bachelor's degrees and are currently working toward master's degrees.

7: Turner Gill is in his seventh season as Liberty's head coach.

7: Seven Flames have been selected in the NFL Draft. Most recently, Walt Aikens was taken by the Miami Dolphins in the fourth round of the 2014 Draft.

8: Turner Gill is Liberty's eighth head coach in program history.

8: Liberty won eight Big South Conference titles (2007, 2008, 2009, 2010, 2012, 2013, 2014, 2016).

10: Ten Flames have been named CoSIDA Academic All-Americans.

10: Liberty won a program-record 10 games in 2008, finishing at 10-2.

12: The Flames enter the 2018 season having posted 12 consecutive winning seasons (2006-17).

14: Liberty has played 14 overtime games, going 6-8 in extra time.

16: The Flames have won seven or more games 16 times in program history.

30: The 2018 season marks the Flames' 30th year of playing football at Williams Stadium. The facility opened as Liberty University Stadium for a 37-18 win over Towson on Oct. 21, 1989.

46: The 2018 campaign is Liberty's 46th football season.

25,000: The seating capacity of Williams Stadium was expanded to 25,000 for the 2018 season. The Flames have welcomed 20,000+ fans to Williams Stadium on six occasions, including a stadium-record 22,551 for a Sept. 19, 2015 victory over Montana.

THERE'S A FIRST TIME FOR EVERYTHING

Saturday's game will mark the first-ever gridiron meeting between Liberty and New Mexico. The Lobos are the Flames' third consecutive first-time opponent, following Army and North Texas.

This will be Liberty's first-ever meeting with a member of the Mountain West Conference in football.

Liberty will be playing a game in New Mexico for the first time in program history. The Land of Enchantment is the 26th different state the Flames have visited in program history.

BACK-TO-BACK

Liberty has never played a game in New Mexico, but the Flames will do so in back-to-back weeks. The Flames return to the state for an Oct. 6 matchup at New Mexico State.

This is the first time the Flames have traveled to the same state for road games in back-to-back weeks since Sept. 6 (49-3 loss at Toledo) and Sept. 13, 2003 (62-3 loss at Bowling Green), when Liberty made consecutive visits to Ohio.

Liberty is one of five FBS teams who will play back-to-back road games in the same state this season, along with:

Ball State (at Notre Dame & Indiana, also at Ohio and Toledo)

Buffalo (at Ohio & Bowling Green)

Rice (at Louisiana Tech & LSU)

Stanford (at Cal & UCLA)

CLIMB EVERY MOUNTAIN

Liberty is 0-3 all-time when playing a game in the Mountain Time Zone.

- Sept. 7, 1991 - 35-14 loss at Boise State
- Sept. 24, 1994 - 35-7 loss at Boise State
- Sept. 15, 2012 - 34-14 loss at Montana

ROAD WARRIORS

Liberty will be traveling more than 1,000 miles for each of its next two games (at New Mexico, at New Mexico State). The Flames are 2-5 in program history when venturing more than 1,000 miles from Lynchburg.

- Sept. 7, 1991 - 35-14 loss at Boise State
- Sept. 18, 1993 - 17-14 win at Texas State
- Sept. 24, 1994 - 35-7 loss at Boise State
- Nov. 21, 1998 - 45-35 loss at Cal Poly
- Sept. 15, 2012 - 34-14 loss at Montana
- Sept. 17, 2016 - 29-14 loss at SMU
- Sept. 2, 2017 - 48-45 win at Baylor

Liberty is playing back-to-back games west of the Mississippi River for the first time in program history. The only other season the Flames have played a pair of contests west of the Mississippi was 1994 (Boise State & Missouri State).

RENEWING ACQUAINTANCES

There are a number of connections between the Liberty and New Mexico football teams.

New Mexico defensive coordinator Kevin Cosgrove was defensive coordinator at Nebraska from 2004-07. During the 2004 season, Cosgrove was Nebraska's defensive coordinator, while joined on staff by current Liberty head coach Turner Gill (Assistant head coach) and current Liberty assistant coaches Scott Downing (Recruiting Coordinator and tight ends coach) and Aaron Stamm (GA - Defensive Line). Current Liberty assistant coach Joe Dailey was a quarterback on the 2004 Nebraska team.

Current New Mexico OLB Coach Archie McDaniel was a DT coach at Tulsa in 2011, while current Liberty assistant coach Scott Downing was also on the Tulsa coaching staff that year.

A number of Flames and Lobos attended the same school as one another.

Bakersfield College (Bakersfield, Calif.)
Liberty LB Solomon Ajayi
New Mexico TE Jeffrey Jones, Jr.

City College of San Francisco (San Francisco, Calif.)
Liberty WR Kevin Shaa
Liberty CB Bejour Wilson
New Mexico OL Brad Murphy

Fullerton College (Fullerton, Calif.)
Liberty DL Mitchell Hurtado
New Mexico CB D'Angelo Ross

Mt. San Jacinto Community College (San Jacinto, Calif.)
Liberty DL Devin Pearson
New Mexico OL Chris Estrella
New Mexico QB Sheriron Jones
New Mexico LB Sitveni Tamaivena

Mesa Community College (Mesa, Ariz.)
Liberty S Isaac Steele
New Mexico DL Aaron Blackwell

Paramus Catholic High School (Paramus, N.J.)
Liberty FB Daniel Zapata
New Mexico DB DeJohn Rogers

Trinity Valley Community College (Athens, Texas)
Liberty RB Peyton Pickett
New Mexico WR Emmanuel Harris
New Mexico CB Patrick Peek

OFF THE GRIDIRON

Liberty teams are 0-3 all-time when facing New Mexico.

- March 18, 2005 (softball) - New Mexico 4, Liberty 2
- March 20, 2005 (softball) - New Mexico 10, Liberty 2
- March 14, 2014 (women's tennis) - No. 69 New Mexico 4, Liberty 3

New Mexico's reigning NCAA Division I women's cross country national champion, Ednah Kurgat, began her collegiate career at Liberty.

LIBERTY'S RECORD WHEN ...

	2018	Gill at LU
Home	1-1	28-10
Road	0-1	14-21
Neutral	0-0	0-0
August	0-0	0-2
September	1-2	13-15
October	0-0	13-8
November	0-0	16-5
December	0-0	0-1
Afternoon	0-1	26-14
Night	1-1	16-17

VERSUS FBS TOP 25

Home	0-0	0-0
Road	0-0	0-1

RECORD WHEN SCORING ...

< 20 points	0-2	4-18
20-29 points	0-0	10-9
30-39 points	0-0	10-3
40+ points	1-0	18-1

RECORD WHEN ALLOWING ...

< 20 points	1-0	24-2
20-29 points	0-0	11-7
30-39 points	0-1	4-12
40+ points	0-1	3-10

RECORD WHEN ...

Margin 1-3 pts.	0-0	6-6
Margin 4-7 pts.	0-0	3-7
Scoring 1st	1-0	32-11
Opp. scores 1st	0-2	10-20
Leading after 1Q	1-0	29-6
Trailing after 1Q	0-2	6-17
Leading at half	1-0	35-5
Trailing at half	0-2	5-23
Leading after 3Q	1-0	34-7
Trailing after 3Q	0-2	5-22
Playing OT	0-0	2-3
Outrushing opp.	1-0	28-4
Being outrushed	0-2	14-27
Outpassing opp.	1-2	31-20
Being outpassed	0-0	11-11
Scoring D/ST TD	0-0	8-6
+ TO margin	1-0	26-7
- TO margin	0-2	8-15
Winning TOP	0-0	30-13
Losing TOP	1-2	12-18
White helmets	1-1	20-15
Blue helmets	0-0	10-3
Red helmets	0-1	12-13
White uni. tops	0-1	14-20
Blue uni. tops	0-0	13-2
Red uni. tops	1-1	15-9
White pants	0-1	20-15
Blue pants	0-0	11-5
Red pants	1-1	11-11

Trends/Streaks

- Following the postponement of Liberty's Sept. 15 home game against Norfolk State, the Flames found themselves with an unplanned bye week. With the loss to North Texas, last Saturday, Liberty is now 4-3 following bye weeks under head coach Turner Gill.
- Three of Liberty's four scheduled games to start the 2018 season have been affected by inclement weather. The Flames had to delay the start of both of their home games against Old Dominion (Sept. 1) and North Texas (Sept. 22), while having an additional 53-minute delay in the third quarter against North Texas. The Flames were scheduled to host Norfolk State on Sept. 15, but the game was postponed until Dec. 1 due to the forecasted storms from Hurricane Florence.
- The Flames' setback to North Texas last weekend was Liberty's 10th loss at home during seven seasons under head coach Turner Gill. Liberty has posted a 73.7 winning percentage at Williams Stadium under Gill (28-10 record).

Offense

- For the first time this year, Liberty was held scoreless during the second half against North Texas. The Flames have now scored 71.2 percent of their points this season during the game's final 30 minutes (52-of-73).
- Prior to the North Texas game, the Flames' high-powered offense had been making wise use of its offensive plays, averaging 7.9 yards per play against Old Dominion and 6.9 yards per play at Army. Despite a season-best 82 offensive plays, Liberty was limited to a season-low 344 total offensive yards and averaged 4.2 yards per play.
- After rushing for 238 yards during its season opener against Old Dominion, the Flames' ground game was held to a combined 232 yards the last two games (110 yards at Army and 122 yards against North Texas).
- Liberty's rushing offense the last six years under head coach Turner Gill: 2012 (175.8), 2013 (184.1), 2014 (163.1), 2015 (119.7), 2016 (143.3) and 2017 (139.3).
- After turning the ball over only 14 times during the entire 2017 season, the Flames have committed five turnovers during the first three games of the season (three fumbles, two interceptions).
- The North Texas defense and a steady rain throughout the game limited the Flames' potent passing attack. After averaging 330.0 passing yards per game the first two games of the year (345 yards and Old Dominion and 307 against Army), Liberty was limited to 222 passing yards against the Mean Green.
- The Flames are averaging 294.0 passing yards per game in 2018. The average would rank No 25 in the country in passing offense if Liberty was eligible for the FBS statistical ranks (not eligible due to NCAA FBS reclassification process).
- Liberty's passing offense the last six years under head coach Turner Gill: 2012 (225.3), 2013 (236.8), 2014 (248.1), 2015 (259.9), 2016 (205.3) and 2017 (309.9).
- Despite converting on a season-best eight third-down plays, Liberty finished the North Texas game 8-of-19 on third-down plays and has converted on 40.9 percent of its third-down plays this season (18-of-44).

- The Flames failed to convert on both of their fourth-down plays against North Texas and are now 1-of-5 on fourth-down conversion attempts in 2018.

Defense

- After allowing a combined 48 points during the first two games of the season, Liberty allowed 47 points to North Texas during a rain-soaked contest last weekend at Williams Stadium. The points were the most allowed by Liberty at home since a 48-26 setback to Charleston Southern on Nov. 12, 2016.
- After allowing 795 rushing yards the last two games (449 by Army and 346 by North Texas), the Flames would rank No. 128 in the country in rushing defense if Liberty was eligible for the FBS statistical ranks (not eligible due to NCAA FBS reclassification process).
- North Texas, who came into the game averaging 105.3 rushing yards per game, amassed 271 of its 346 rushing yards during the second half of the game.
- Liberty allowed six of its 11 opponents to rush for 200 or more yards in 2017.
- During seven seasons under head coach Turner Gill, the Flames have allowed nine opponents to rush for 300 or more yards in a game. Seven of the nine games have come during the last three seasons (three times in 2016, twice in 2017 and twice in 2018).
- Liberty's rushing defense the last six years under head coach Turner Gill: 2012 (126.1), 2013 (135.3), 2014 (185.2), 2015 (146.7), 2016 (219.5) and 2017 (225.0).
- Despite giving up 346 yards on the ground to North Texas, Liberty held the No. 3 passing attack in the nation to just 185 passing yards, 213 yards under North Texas' average of 398.7 passing yards per game entering the contest.
- Liberty's passing defense the last six years under head coach Turner Gill: 2012 (188.6), 2013 (178.6), 2014 (195.4), 2015 (229.7), 2016 (173.5) and 2017 (223.5).

Special Teams

- K Alex Probert will miss at least the first four games of the season with a lower body injury. Probert is a two-time all-conference kicker and was named to the HERO Sports FCS Freshman All-America team in 2016.
- Junior college transfer K Aaron Peart finished the Old Dominion game knocking down all seven PATs and a 20-yard field goal in his first game with the Flames. He handled all the kicking duties against Army (kickoffs, field goals and punts) and missed a 32-yard field goal attempt against North Texas.
- The Flames entered the season looking to replace four-year all-conference punter Trey Turner, who finished his career as the school's all-time career leader in punting (40.9 yards per punt). After averaging 20.7 yards per punt against North Texas (seven punts/145 yards), Liberty's net punting average is 24.47 and the Flames would rank No. 129 in the country if eligible for the FBS statistical ranks (not eligible due to NCAA FBS reclassification process).



Class
Junior

Height/Weight
6-2/180

Hometown
Plantation, Fla.

High School
Miami Carol City Senior HS

BUCKSHOT BY THE NUMBERS

12-9

Calvert's career record as a starting quarterback. He has started 21 straight games since taking over as the starter as a true freshman against Robert Morris on Oct. 1, 2016.

5 TDs

Calvert threw for a career-high five TDs twice in 2017, including Sept. 9 vs. Morehead State and Oct. 21 at Monmouth. It is just one off of the school single-game record and the most by a Flame since Biff Parson's five TD passes against Wingate in 2000.

44 Completions

Calvert completed a Liberty and Big South-record 44 passes during a season-opening victory at Baylor on Sept. 2, 2017. He shattered the previous Liberty mark of 34 completions, set twice by Josh Woodrum (2012 and 2015).

60 Attempts

Calvert's career-high 60 pass attempts at Baylor on Sept. 2, 2017 were another school record, eclipsing the previous standard of 57. Phil Basso was the most recent Flame to throw 57 passes, doing so against Central State in 1983.

447 Passing Yards

Calvert's third program record at Baylor on Sept. 2, 2017 came courtesy of his 447 passing yards. He took down the Liberty mark of 441 yards set by Phil Basso against Carson-Newman in 1984.

76-Yard Completion

The three longest completions of Calvert's career all measure 76 yards. He hooked up with Todd Macon for a 76-yard score against Monmouth on Oct. 22, 2016. Calvert then found B.J. Farrow for 76-yard TDs during both a Sept. 9, 2017 win over Morehead State and an Oct. 21, 2017 setback at Monmouth.

9 300-Yard Games

Calvert has thrown for 300+ yards nine times in his career, including a pair of 400-yard outings. He passed for a Liberty freshman-record 350 yards during an Oct. 22, 2016 victory over Monmouth.

HAULING IN THE HARDWARE



2016 HERO Sports FCS Freshman All-America (honorable mention)

STATS

2016 Jerry Rice Award finalist

FCS National Offensive Player of the Week (Sept. 4, 2017)

FCS National Freshman of the Week (Oct. 24, 2016)



2017 2nd Team All-Conference QB

4-time Offensive Player of the Week (Oct. 17, 2016, Sept. 4, 2017, Sept. 18, 2017, Nov. 13, 2017)

2-time Freshman of the Week (Sept. 19, 2016, Oct. 24, 2016)

RECORD BREAKER

Calvert broke three Liberty single-season passing records and tied one more in 2017. The junior already has his sights set on numerous career program records. See pages 28 and 29 for more details on Calvert's record chase.

Single-Season Passing Yards
Calvert's Record: 3,363 (2017)
Previous Record: 3,226 - Phil Basso (1984)

Single-Season Touchdown Passes
Calvert's Record: 29 (2017)
Previous Record: 24 - Basso (1984) & Justino (1990)

Single-Season Passing Attempts
Calvert's Record: 438 (2017)
Previous Record: 427 - Robby Justino (1991)

Single-Season Passing Completions
Calvert's Record: 257 (2017)
Shared Record: 257 - Robby Justino (1991)

Career Passing Yards
Current Record: 10,266 - Josh Woodrum (2012-15)
Calvert's Current Total: 6,168

Career Touchdown Passes
Current Record: 64 - Robby Justino (1989-91)
Calvert's Current Total: 51

CALVERT'S CAREER STATS

PASSING	G	Att	Cmp	Int	Yds	TD	Lg	Pct	Avg/P	Avg/G	Effc
2016	11	262	150	9	1931	15	76	57.3	7.4	175.5	131.2
2017	11	438	257	6	3363	29	76	58.7	7.7	305.7	142.3
2018	3	112	60	2	874	7	62	53.6	7.8	291.3	136.2
TOTAL	25	812	467	17	6168	51	76	57.5	7.6	246.7	137.9

OFF THE FIELD



Middle Name: Buckshot, after Buckshot Jones, the favorite NASCAR driver of Calvert's father, Steve.

Parents: Steve and Kim Calvert

Major: Sport Management

Birthday: March 8, 1997

Uniform Number: 12
'I've always worn this number and I think it's a good one. A lot of great quarterbacks have worn number 12.'

Why Did You Decide to Attend Liberty?
'First, I wanted a great education which Liberty provides. The coaching staff did a great job explaining what was in store for me if I worked hard. They told me I'd have a chance to start early in my career, which is what I was hoping for. I sat down before I committed, took everything to heart and made my decision to come to Liberty.'



Calvert appeared live on ESPN's SportsCenter on Sept. 6, 2017, four days after the Flames' 48-45 victory at Baylor.

IN GOOD COMPANY

Calvert is one of five active FBS quarterbacks who are juniors and have already tallied 6,000+ career passing yards. He has thrown for 6,168 yards in 25 career games.

Ben Hicks (SMU) - 6,991 yards in 29 games

Mason Fine (North Texas) - 6,952 yards in 28 games

McKenzie Milton (UCF) - 6,915 yards in 26 games

Riley Neal (Ball State) - 6,315 yards in 29 games

Calvert ranks No. 18 overall among active FBS quarterbacks in career passing yards.

FBS MILESTONE CHECKLIST

- 1st Game as FBS Team**
Sept. 1, 2018 vs. Old Dominion (52-10 win)
- 1st Win as FBS Team**
Sept. 1, 2018 - 52-10 vs. Old Dominion
- 1st Home Win as FBS Team**
Sept. 1, 2018 - 52-10 vs. Old Dominion
- 1st Road Win as FBS Team**

- 1st Game vs. FBS Opponent**
Oct. 14, 1989 at E. Michigan (25-24 win)
- 1st Home Game vs. FBS Opponent**
Sept. 1, 2018 vs. Old Dominion (52-10 win)
- 1st Win Over FBS Opponent**
Oct. 14, 1989 - 25-24 at East. Michigan
- 1st Home Win Over FBS Opponent**
Sept. 1, 2018 - 52-10 vs. Old Dominion
- 1st Game vs. FBS In-State Opponent**
Oct. 5, 2013 at Old Dominion (21-17 loss)
- 1st Home Game vs. FBS In-State Opponent**
Sept. 1, 2018 vs. Old Dominion (52-10 win)
- 1st Win Over FBS In-State Opponent**
Sept. 1, 2018 - 52-10 vs. Old Dominion
- 1st Home Win Over FBS In-State Opponent**
Sept. 1, 2018 - 52-10 vs. Old Dominion
- 1st Game vs. Power 5 Opponent**
Sept. 30, 2006 at Wake Forest (34-14 loss)
- 1st Home Game vs. Power 5 Opponent**

- 1st Win Over Power 5 Opponent**
Sept. 2, 2017 - 48-45 at Baylor
- 1st Home Win Over Power 5 Opponent**

- 1st Game vs. FBS Top 25 Opponent**
Aug. 30, 2014 at No. 23/23 North Carolina (56-29 loss)
- 1st Home Game vs. FBS Top 25 Opponent**

- 1st Win Over FBS Top 25 Opponent**

- 1st Home Win Over FBS Top 25 Opponent**

- 1st Game vs. FBS No. 1 Opponent**

- 1st Bowl Game Appearance**

- 1st Bowl Game Win**

- 1st Winning Season as FBS Team**

- 1st FBS Top 25 Appearance**



BUCKSHOT TO AGG



Stephen Calvert A. Gandy-Golden

In junior QB Stephen Calvert and junior WR Antonio Gandy-Golden, Liberty boasts the FBS' only returning QB/WR teammates who both posted the following stats in 2017.

QB: 250+ completions, 3,000+ passing yards, 25+ passing TDs

WR: 1,000+ receiving yards, 10+ receiving TDs

Calvert, who finished the 2017 season with 257 completions, 3,363 yards and 29 TDs, is one of seven returning FBS signal callers who reached all of those standards a year ago. He has thrown for 300+ yards in two of his first three games in 2018.

Gandy-Golden tallied 1,066 receiving yards and 10 TDs last season. The only other four FBS returnees to reach those milestones in 2017 include Buffalo's Anthony Johnson, Ole Miss' A.J. Brown, Toledo's Diontae Johnson and UMass' Andy Isabella.

DYNAMIC DUO



B.J. Farrow A. Gandy-Golden

Flames redshirt senior WR B.J. Farrow and junior WR Antonio Gandy-Golden hauled in 10 receiving touchdowns apiece in 2017. Liberty is the only FBS team which features a pair of returning receivers who each posted double-digit receiving scores a year ago.

Only three FBS teams featured two receivers with 10+ TDs last season, including Missouri, SMU and West Virginia.

Through three games of the 2018 season, Gandy-Golden (3) and Farrow (2) have combined for five receiving TDs.

MATTHEWS ON A MISSION



Kentory Matthews

Redshirt senior RB Kentory Matthews is making the most of his opportunity to start in the backfield. After rushing for 220 total yards in 2017, Matthews has already tallied 221 yards through three games this season.

Matthews recorded a run of 50 yards or longer in each of the season's first two games, becoming the first Flame in over 20 years with a 50-yard carry in back-to-back contests.

SUMMARIZING THE STREAK

Liberty enters the 2018 season having posted a winning record for a program-best 12 consecutive years (2006-17). The Flames own an 89-51 record since the start of the 2006 season.

Only eight other FBS programs have recorded a winning record in 12 or more consecutive seasons entering 2018, as recognized by the NCAA.

- Virginia Tech - 25 seasons (1993-2017)
- Boise State - 20 seasons (1998-2017)
- Oklahoma - 19 seasons (1999-2017)
- LSU - 18 seasons (2000-2017)
- Wisconsin - 16 seasons (2002-2017)
- Penn State - 13 seasons (2005-2017)
- Oklahoma State - 12 seasons (2006-2017)
- USC - 12 seasons (2006-2017)

BOWL AGREEMENT



Liberty Athletics and the AutoNation Cure Bowl announced a two-year bowl agreement for the 2018 and 2019 seasons.

The AutoNation Cure Bowl is played each December at Camping World Stadium in Orlando, Fla. The game is televised nationally on CBS Sports Network. The 2018 AutoNation Cure Bowl will be played on Dec. 15, while the 2019 AutoNation Cure Bowl will be contested on Dec. 21.

Although Liberty is currently in the middle of its two-year FBS transition process, the NCAA bylaws do have provisions for the Flames to qualify for a bowl game in 2018 provided Liberty has successfully transitioned to year two of its FBS transitional status and is a deserving team.

2018 SLOGANS

RISEWITHUS



Liberty Athletics has adopted the "Rise With Us" slogan for the 2018-19 athletics year, with the football program moving up to the FBS level and 17 of the Flames' other 19 programs moving to the ASUN Conference.

As a team, Liberty's football program has selected the theme "Respect All, Fear None" based on the Bible scripture passage in I Peter 2:17. Liberty Football will Respect All, as it faces its most challenging schedule in program history, but will Fear None as it ventures into its first season of FBS football.

AP TOP 25 POLL

Rank	Team	Record
1.	Alabama	4-0
2.	Georgia	4-0
3.	Clemson	4-0
4.	Ohio State	4-0
5.	LSU	4-0
6.	Oklahoma	4-0
7.	Stanford	4-0
8.	Notre Dame	4-0
9.	Penn State	4-0
10.	Auburn	3-1
11.	Washington	3-1
12.	West Virginia	3-0
13.	UCF	3-0
14.	Michigan	3-1
15.	Wisconsin	3-1
16.	Miami	3-1
17.	Kentucky	4-0
18.	Texas	3-1
19.	Oregon	3-1
20.	BYU	3-1
21.	Michigan State	2-1
22.	Duke	4-0
23.	Mississippi State	3-1
24.	California	3-0
25.	Texas Tech	3-1

Others receiving votes: Colorado (83), Boise State (58), Virginia Tech (55), South Florida (50), Oklahoma State (44), Texas A&M (41), Iowa (31), South Carolina (31), Florida (29), NC State (28), Syracuse (25), TCU (24), Cincinnati (10), **North Texas (10)**, Utah (9), Missouri (7), Ole Miss (7), Maryland (6), Buffalo (6), San Diego State (5), Arizona State (4).

USA TODAY COACHES TOP 25 POLL

Rank	Team	Record
1.	Alabama	4-0
2.	Clemson	4-0
3.	Georgia	4-0
4.	Ohio State	4-0
5.	Oklahoma	4-0
6.	LSU	4-0
7.	Stanford	4-0
8.	Notre Dame	4-0
9.	Penn State	4-0
10.	Auburn	3-1
11.	Washington	3-1
12.	West Virginia	3-0
13.	Wisconsin	3-1
14.	UCF	3-0
15.	Michigan	3-1
16.	Miami	3-1
17.	Kentucky	4-0
18.	Michigan State	2-1
19.	Mississippi State	3-1
20.	Oregon	3-1
21.	Oklahoma State	3-1
22.	Texas	3-1
23.	Duke	4-0
24.	Virginia Tech	2-1
25.	Boise State	2-1

Others receiving votes: BYU (141), South Florida (113), Syracuse (83), Colorado (73), TCU (67), NC State (61), Texas Tech (56), South Carolina (52), California (38), Washington State (34), Florida (29), Texas A&M (29), Appalachian State (25), Iowa (23), Cincinnati (22), **North Texas (17)**, Missouri (14), Maryland (9), Boston College (8), USC (8), Arizona State (8).

LOOKING BACK AT LIBERTY'S FCS SUCCESS

Liberty's season-opening game against Old Dominion on Sept. 1, 2018, began the Flames' 46th season of football and its 31st season at the NCAA Division I level.

Liberty played its first 30 years of NCAA Division I football (1988-2017) at the FCS level, posting a 184-152 record, including 21 winning seasons (70.0 percent/21-of-30).

Prior to its move to the FBS level, Liberty played 16 seasons (2002-17) as a member of the Big South Conference (55-23 all-time Big South record).

One of four founding members of the football conference, the Flames won eight conference titles during their time in the Big South (2007, 2008, 2009, 2010, 2012, 2013, 2014 and 2016).

Liberty's Big South Conference title in 2014 gave the Flames the Big South automatic bid to the NCAA FCS Playoffs, the program's first and only playoff appearance (Defeated No. 15/15 James Madison, 26-21, in first round; Lost to No. 5/5 Villanova, 29-22, in second round).



OPPONENT TRACKER



OLD DOMINION *odusports.com*
OVERALL: 1-3 **CONFERENCE USA:** 0-2
NEXT GAME: at East Carolina - 9/29
LAST GAME: W 49-35 vs. Virginia Tech



ARMY *goarmywestpoint.com*
OVERALL: 2-2
NEXT GAME: at Buffalo - 9/29
LAST GAME: L 28-21 (OT) at Oklahoma



NORTH TEXAS *meangreensports.com*
OVERALL: 4-0 **CONFERENCE USA:** 0-0
NEXT GAME: vs. Louisiana Tech - 9/29
LAST GAME: W 47-7 at Liberty



NEW MEXICO *golobos.com*
OVERALL: 2-1 **MOUNTAIN WEST:** 0-0
NEXT GAME: vs. Liberty - 9/29
LAST GAME: W 42-25 at New Mexico State



NEW MEXICO STATE *nmstatesports.com*
OVERALL: 1-4
NEXT GAME: vs. Liberty - 10/6
LAST GAME: W 27-20 at UTEP



TROY *troytrojans.com*
OVERALL: 3-1 **SUN BELT:** 1-0
NEXT GAME: vs. Coastal Carolina - 9/29
LAST GAME: W 35-27 at ULM



IDAHO STATE *isubengals.com*
OVERALL: 2-1 **BIG SKY:** 1-0
NEXT GAME: vs. Northern Arizona - 9/29
LAST GAME: W 25-21 at North Dakota



UMASS *umassathletics.com*
OVERALL: 2-3
NEXT GAME: at Ohio - 9/29
LAST GAME: W 49-31 vs. Charlotte



VIRGINIA *virginiasports.com*
OVERALL: 3-1 **ACC:** 1-0
NEXT GAME: at NC State - 9/29
LAST GAME: W 27-3 vs. Louisville



NO. 10/10 AUBURN *auburntigers.com*
OVERALL: 3-1 **SEC:** 1-1
NEXT GAME: vs. Southern Miss - 9/29
LAST GAME: W 34-3 vs. Arkansas



NORFOLK STATE *nsuspartans.com*
OVERALL: 2-1 **MEAC:** 0-0
NEXT GAME: vs. Delaware State - 9/29
LAST GAME: W 17-7 at South Carolina State



Dr. Jerry Falwell with son Jerry Falwell, Liberty University's current president, roaming the sidelines of the Flames' 1974 season opening football game against Washington & Lee on Sept. 23, 1974.

FULFILLING THE MISSION

When Dr. Jerry Falwell founded then Lynchburg Baptist College in the fall of 1971, he painted a clear vision for its athletics department when he stated, "it is our plan to have our athletic program comparable to USC, to Notre Dame, to Alabama, to anyone in time." Although the athletics department moved to the NCAA Division I level on Sept. 1, 1988, the "time" Dr. Falwell spoke about is now. The Flames football program is playing its first season at the FBS level in 2018, taking the next step to fulfill its founder's visionary dream.



THE ROAD TO FBS

- **1971** – Liberty University was founded as Lynchburg Baptist College.
- **1973** – Liberty fielded its first football team.
- **1975** – Liberty joined the NAIA as an associate member.
- **1980** – Liberty joined NCAA Division II as an associate member.
- **1988** – Liberty became an official NCAA Division I-AA (later FCS) member.
- **2002** – Liberty became a charter member of the Big South Conference for football.
- **2014** – Liberty made its first NCAA FCS Playoffs appearance.
- **Feb. 16, 2017** – The NCAA approved Liberty's request to enter the FBS reclassification process.
- **2017** – Liberty played its final season as an FCS member, but was ineligible for a playoff berth.
- **2018** – Liberty is playing its first season as an FBS independent.

FUTURE SCHEDULES

2019 Schedule

Aug. 31 SYRACUSE
Sept. 7 at Louisiana
Sept. 14 BUFFALO
Sept. 21 HAMPTON
Sept. 28 NEW MEXICO
Oct. 5 at New Mexico State
Oct. 19 MAINE
Oct. 26 at Rutgers
Nov. 2 at UMass
Nov. 9 at BYU
Nov. 23 at Virginia
Nov. 30 NEW MEXICO STATE

2020 Schedule

Sept. 5 at Virginia Tech
Sept. 12 NORTH CAROLINA A&T
Sept. 19 at Western Kentucky
Sept. 26 FIU
Oct. 3 at Bowling Green
Oct. 10 LOUISIANA-MONROE
Oct. 17 at Syracuse
Oct. 24 SOUTHERN MISS
Nov. 7 at Virginia
Nov. 14 WESTERN CAROLINA
Nov. 21 at NC State
Nov. 28 UMASS

See LibertyFlames.com for more future schedules



STADIUM QUICK FACTS

Opened:	1989
First Game:	Oct. 21, 1989
Result:	Liberty 37, Towson 18
Liberty Record:	113-51
Playing Surface:	AstroTurf
Capacity:	25,000

STADIUM EXPANSION

The game day experience at Liberty University football games is about to get even better, with several improvements coming to Williams Stadium for the 2018 season. This expansion has brought seating capacity up to 25,000. Fans will also notice a new scoreboard, more food options, road improvements and new bus loading and unloading areas to improve road and foot traffic.

SINGLE GAME ATTENDANCE RECORDS

	ATTENDANCE	OPPONENT	DATE
1.	22,551	Montana	Sept. 19, 2015
2.	21,712	Charleston Southern	Nov. 12, 2016
3.	20,838	Richmond	Oct. 4, 2014
4.	20,425	Old Dominion	Sept. 1, 2018
5.	20,393	Kennesaw State	Oct. 24, 2015
6.	20,217	Gardner-Webb	Oct. 25, 2014
7.	19,314	Savannah State	Oct. 2, 2010
8.	19,111	Coastal Carolina	Oct. 15, 2011
9.	18,955	Coastal Carolina	Nov. 19, 2015
10.	18,911	Coastal Carolina	Oct. 19, 2013
11.	18,878	James Madison	Sept. 17, 2011
12.	18,803	Delaware State	Sept. 5, 2015
13.	18,643	Concord	Oct. 20, 2012
14.	18,587	Charleston Southern	Oct. 9, 2010
15.	18,467	Monmouth	Sept. 7, 2013



OFFENSE

#		ELIG	HT	WT	2018 GP/GS	CAREER GP/GS	CONSEC. STARTS
WIDE RECEIVER							
82	B.J. Farrow	R-Sr.	6-1	190	3/3	35/34	13
2	Kevin Shaa	Jr.	5-10	165	3/0	3/0	0
WIDE RECEIVER							
11	Antonio Gandy-Golden	Jr.	6-4	220	3/3	24/11	4
17	Khaleb Coleman	R-Fr.	6-2	205	2/0	2/0	0
WIDE RECEIVER							
7	Damian King	R-Sr.	5-11	175	2/1	29/14	1
5	DJ Stubbs	So.	5-9	185	3/1	14/3	0
LEFT TACKLE							
74	Julio Lozano	R-Sr.	6-3	300	3/3	22/19	15
77	Cooper McCaw	R-Fr.	6-5	275	3/0	3/0	0
LEFT GUARD							
66	Ethan Crawford	Jr.	6-4	300	3/3	21/16	9
59	Damian Bounds	R-So.	6-1	300	3/0	12/0	0
CENTER							
65	Thomas Sargeant	R-So.	6-1	290	3/3	14/14	14
61	Ben Fiordelise	R-Sr.	6-3	325	3/0	24/0	0
RIGHT GUARD							
56	Dontae Duff	R-Jr.	6-1	330	3/3	25/25	25
72	James Passmore	R-Sr.	6-5	290	3/0	20/8	0
RIGHT TACKLE							
68	Tristan Schultz	So.	6-4	295	3/3	12/3	3
73	Sam Isaacson	R-Jr.	6-7	315	1/0	22/10	0
TIGHT END							
40	Zac Foutz	R-Jr.	6-3	250	3/3	24/11	6
18	Fidel Ogbefun OR	So.	6-2	240	2/1	9/1	0
88	Jerome Jackson	R-Fr.	6-3	240	3/0	3/0	0
FULLBACK							
21	Mitchell Lewis	R-So.	6-0	230	3/0	14/0	0
30	Michael Bollinger	So.	5-11	230	3/0	9/0	0
RUNNING BACK							
9	Kentory Matthews	R-Sr.	5-8	180	3/3	13/4	3
23	Frankie Hickson OR	R-Jr.	5-8	190	3/0	25/1	0
25	Peyton Pickett	R-So.	5-10	210	3/0	3/0	0
QUARTERBACK							
12	Stephen Calvert	Jr.	6-2	180	3/3	25/21	21
4	Mason Cunningham	Jr.	6-0	200	1/0	2/0	0

DEFENSE

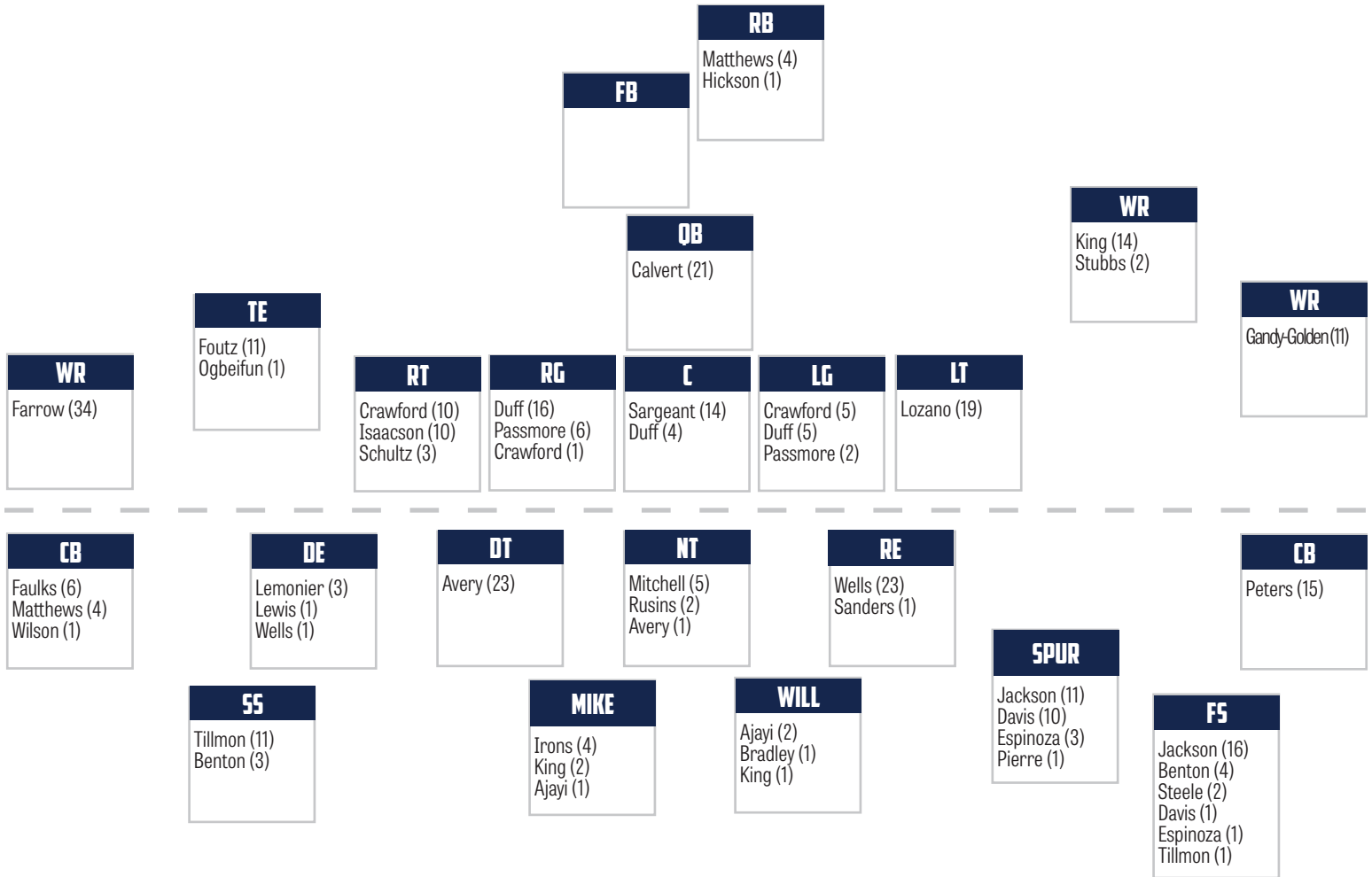
#		ELIG	HT	WT	2018 GP/GS	CAREER GP/GS	CONSEC. STARTS
DEFENSIVE END							
11	Jessie Lemonier	Jr.	6-3	240	3/3	3/3	3
15	Jayod Sanders	So.	6-2	210	3/1	13/1	0
DEFENSIVE TACKLE							
55	Tolen Avery	R-Sr.	6-3	295	3/3	33/24	14
94	Vincent Elefante	Jr.	6-4	285	2/0	2/0	0
NOSE GUARD							
34	Devin Pearson	R-Jr.	5-11	315	3/0	3/0	0
99	Ralfs Rusins	R-Jr.	6-5	315	3/2	7/2	1
RUSH END							
54	Juwan Wells	Sr.	6-2	260	3/2	33/24	2
44	Austin Lewis	Fr.	6-6	230	3/1	3/1	0
MIKE							
48	David King	R-Sr.	6-1	220	3/2	31/3	1
47	Remington Green	So.	6-0	220	3/0	14/0	0
WILL							
14	Solomon Ajayi	R-Jr.	6-1	235	3/3	3/3	3
12	Brandon Tillmon	Jr.	6-0	210	2/0	23/12	0
SPUR							
6	Ceneca Espinoza, Jr. OR	R-So.	6-1	215	3/2	14/4	2
28	Corbin Jackson	R-Sr.	6-0	205	3/0	33/27	0
3	Rion Davis	R-Jr.	6-0	190	3/1	25/11	0
CORNERBACK							
20	Bejour Wilson	R-Jr.	5-11	170	3/1	3/1	1
24	Malik Matthews	R-Jr.	5-11	195	3/2	16/4	0
STRONG SAFETY							
31	Elijah Benton	R-Jr.	6-1	205	3/3	14/7	7
27	Cheapell Morris	Jr.	6-2	200	3/0	3/0	0
FREE SAFETY							
13	Isaac Steele	So.	6-0	180	3/2	3/2	1
43	Benjamin Alexander	R-So.	6-1	185	3/0	13/0	0
CORNERBACK							
2	Jeremy Peters	Sr.	5-10	195	3/3	33/15	14
22	Kimani Donaldson	So.	6-0	180	0/0	7/0	0

SPECIALISTS

#		ELIG	HT	WT	2018 GP/GS	CAREER GP/GS	CONSEC. STARTS
KICKER							
41	Aaron Peart OR	R-Jr.	6-2	200	3/3	3/3	3
85	Stuart Ashley	Fr.	5-11	185	1/0	1/0	0
PUNTER							
38	Aidan Alves	R-Fr.	6-1	220	3/3	3/3	3
41	Aaron Peart	R-Jr.	6-2	200	3/0	3/0	0
LONG SNAPPER							
51	Austin Mock	R-Fr.	6-2	230	3/3	3/3	3
48	David King	R-Sr.	6-1	220	3/0	31/0	0

#		ELIG	HT	WT	2018 GP/GS	CAREER GP/GS	CONSEC. STARTS
HOLDER							
8	Landon Brown	R-Fr.	6-1	210	3/3	3/3	3
38	Aidan Alves	R-Fr.	6-1	220	3/0	3/0	0
KICK RETURNER							
6	Ceneca Espinoza, Jr.	R-So.	6-1	215			
23	Frankie Hickson	R-Jr.	5-8	190			
25	Peyton Pickett	R-So.	5-10	210			
5	DJ Stubbs	So.	5-9	185			
PUNT RETURNER							
5	DJ Stubbs	So.	5-9	185			
82	B.J. Farrow	R-Sr.	6-1	190			

CAREER STARTS BY POSITION



2018 OFFENSE GAME-BY-GAME STARTERS

Game	WR	WR	LT	LG	C	RG	RT	TE	WR	RB	QB
Old Dominion	Farrow	Gandy-Golden	Lozano	Crawford	Sargeant	Duff	Schultz	Foutz	Stubbs	Matthews	Calvert
Army	Farrow	Gandy-Golden	Lozano	Crawford	Sargeant	Duff	Schultz	Foutz	Ogbeifun (TE)	Matthews	Calvert
North Texas	Farrow	Gandy-Golden	Lozano	Crawford	Sargeant	Duff	Schultz	Foutz	King	Matthews	Calvert
New Mexico											
New Mexico St.											
Troy											
Idaho St.											
UMass											
Virginia											
Auburn											
New Mexico St.											

2018 DEFENSE GAME-BY-GAME STARTERS

Game	DE	DT	NG	RE	MLB	WLB	SPUR	CB	SS	FS	CB
Old Dominion	Lemonier	Avery	Rusins	Sanders	King	Ajayi	Davis	Matthews	Benton	Steele	Peters
Army	Lemonier	Lewis (BUCK)	Avery	Wells	Ajayi	Bradley	Pierre	Matthews	Benton	Espinoza	Peters
North Texas	Lemonier	Avery	Rusins	Wells	King	Ajayi	Espinoza	Wilson	Benton	Steele	Peters
New Mexico											
New Mexico St.											
Troy											
Idaho St.											
UMass											
Virginia											
Auburn											
New Mexico St.											

NO.	NAME	YEAR	POS.	HT.	WT.	HOMETOWN	H.S./PREVIOUS
1	Lionell McConnell	R-So.	WR	5-11	195	Allen, Texas	Allen HS
2	Kevin Shaa	Jr.	WR	5-10	165	San Francisco, Calif.	McClymonds HS (City Coll. of S.F.)
2	Jeremy Peters	Sr.	CB	5-10	195	Green Cove Springs, Fla.	Clay HS
3	Johnny Huntley	R-So.	WR	6-3	235	Planation, Fla.	South Planation (Colorado)
3	Rion Davis	R-Jr.	S	6-0	190	Hopkins, S.C.	A.C. Flora HS
4	Mason Cunningham	Jr.	QB	6-0	200	Shelbyville, Tenn.	Shelbyville Central HS (NE Miss. C.C.)
4	Keith Best	R-Fr.	CB	6-2	180	Tucker, Ga.	Tucker HS
5	DJ Stubbs	So.	WR	5-9	185	Jacksonville, Fla.	University Christian School
5	Lucas Irons	R-Sr.	LB	6-0	215	Fort Lauderdale, Fla.	Coconut Creek HS
6	Ceneca Espinoza, Jr.	R-So.	SPUR	6-1	215	Arlington, Va.	Washington & Lee HS
7	Damian King	R-Sr.	WR	5-11	175	St. Petersburg, Fla.	Indian Rocks Christian School
7	Brandon Robinson	Fr.	QB	6-4	215	Maplewood, N.J.	Irvington HS
8	Landon Brown	R-Fr.	QB	6-1	210	Tulsa, Okla.	Lincoln Christian HS
8	Jimmy Faulks	Jr.	CB	6-1	185	St. Petersburg, Fla.	Lakewood HS
9	Kentory Matthews	R-Sr.	RB	5-8	180	Virginia Beach, Va.	Tallwood HS (Blinn)
10	Alex Probert	Jr.	K	5-8	180	Andover, Minn.	Andover HS
10	Hunter Goetz	Fr.	CB	6-1	165	Davie, Fla.	Miami Central Senior HS
11	Antonio Gandy-Golden	Jr.	WR	6-4	220	Dallas, Ga.	Paulding County HS
11	Jessie Lemonier	Jr.	DL	6-3	240	Hialeah, Fla.	Hialeah HS (Ventura College)
12	Stephen Calvert	Jr.	QB	6-2	180	Plantation, Fla.	Miami Carol City Senior HS
12	Brandon Tillmon	Jr.	LB	6-0	210	Lexington, S.C.	River Bluff HS
13	Isaac Steele	So.	S	6-0	180	Phoenix, Ariz.	Centennial HS (Mesa CC)
14	Solomon Ajayi	R-Jr.	LB	6-1	235	Plano, Texas	Liberty HS (Bakersfield)
15	Chris Barrett	So.	TE	6-3	245	Clearwater, Fla.	Countryside HS (ASA Miami)
15	Jayod Sanders	So.	DL	6-2	210	Tallahassee, Fla.	Leon HS
16	Mason Yost	Fr.	TE	6-4	235	Jacksonville, Fla.	The Bolles School
17	Khaleb Coleman	R-Fr.	WR	6-2	205	Washington, D.C.	Woodrow Wilson HS
17	Kedrick Bradley	R-Sr.	LB	5-11	230	Chattanooga, Tenn.	Hixson HS (Ventura)
18	Fidel Ogbeifun	So.	TE	6-2	240	Douglasville, Ga.	Douglas County HS
19	Sean Queen	Fr.	WR	5-11	175	Stockbridge, Ga.	Eagles Landing Chr. Acad.
20	Troy Henderson	Fr.	RB	5-10	180	Franklin, Tenn.	Independence HS
20	Bejour Wilson	R-Jr.	CB	5-11	170	Sa Lorenzo, Calif.	San Lorenzo HS (City Coll. of S.F.)
21	Mitchell Lewis	R-So.	FB	6-0	230	Auburn, Ala.	Lee-Scott Academy
21	Marcellous Harris	Fr.	SPUR	5-11	190	Charlotte, N.C.	Harding University HS
22	Kimani Donaldson	So.	CB	6-0	180	Jonesboro, Ga.	Mundy's Mill HS
23	Frankie Hickson	R-Jr.	RB	5-8	190	Lynchburg, Va.	Heritage HS
24	Malik Matthews	R-Jr.	CB	5-11	195	Jacksonville, Fla.	Potter's House Christian
25	Peyton Pickett	R-So.	RB	5-10	210	Arlington, Texas	Sam Houston HS (Trinity Valley CC)
26	DJ Skelton	Fr.	CB	6-1	170	Columbia, S.C.	Spring Valley HS
27	Cheapell Morris	Jr.	S	6-2	200	North Highlands, Calif.	Highlands HS (Sierra)
28	Corbin Jackson	R-Sr.	S	6-0	205	Charlotte, N.C.	Victory Christian Center School
29	Javon Scruggs	Fr.	CB	5-11	175	Appomattox, Va.	Appomattox HS
30	Michael Bollinger	So.	FB	5-11	230	Spartanburg, S.C.	Boiling Springs HS
31	Brody Brumm	R-Fr.	WR	6-0	195	Winamac, Ind.	Winamac HS
31	Elijah Benton	R-Jr.	S	6-1	205	Philadelphia, Pa.	Liberty Christian Academy
32	Aaron Pierre	R-Fr.	SPUR	6-0	215	Tampa, Fla.	Cambridge Christian School
33	Frank Boyd	R-Fr.	RB	5-11	190	Chesterfield, Va.	Manchester HS
34	Joshua Mack	R-So.	RB	6-0	195	Pittsford, N.Y.	Pittsford-Mendon HS (Maine)
34	Devin Pearson	R-Jr.	DL	5-11	315	Liberty Township, Ohio	Lakota West HS (Mt. San Jac. Coll.)
35	Tyren Dupree	Fr.	LB	6-2	205	Leesburg, Ala.	Cherokee HS
36	Ricky Lester	Fr.	S	6-2	180	Houston, Texas	Saint Pius X HS
37	Amarii Jenkins	R-Fr.	LB	6-0	210	Ocala, Fla.	West Port HS
38	Aidan Alves	R-Fr.	P	6-1	220	Dillsburg, Pa.	Northern York HS
39	Lionell Johnson	R-So.	SPUR	6-0	200	Woodberry Forest, Va.	Woodberry HS
40	Zac Foutz	R-Jr.	TE	6-3	250	Roanoke, Va.	Cave Spring HS
41	Aaron Peart	R-Jr.	P	6-2	200	Purcellville, Va.	Loudoun Valley HS (Sierra College)
42	Dylan Gilfoy	R-Jr.	DL	6-5	260	Brentwood, Calif.	Liberty HS (Diablo Valley CC)

ALPHABETICAL ROSTER

No.	Name	Pos.
14	Solomon Ajayi	LB
43	Benjamin Alexander	S
38	Aidan Alves	P
85	Stuart Ashley	K
55	Tolen Avery	DL
15	Chris Barrett	TE
98	Logan Beadles	DL
31	Elijah Benton	S
4	Keith Best	CB
64	Jacob Bodden	OL
30	Michael Bollinger	FB
59	Damian Bounds	OL
33	Frank Boyd	RB
63	Carter Bradley	OL
17	Kedrick Bradley	LB
8	Landon Brown	QB
31	Brody Brumm	WR
12	Stephen Calvert	QB
95	Emmanuel Cater	DL
50	Henry Chibueze	OL
86	Michael Chorowicz	WR
17	Khaleb Coleman	WR
66	Ethan Crawford	OL
4	Mason Cunningham	QB
3	Rion Davis	S
22	Kimani Donaldson	CB
56	Dontae Duff	OL
35	Tyren Dupree	LB
94	Vincent Elefante	DL
96	Chris Escamilla	DL
46	Ryan Eshelman	TE
6	Ceneca Espinoza, Jr.	SPUR
82	B.J. Farrow	WR
8	Jimmy Faulks	CB
61	Ben Fiordelise	OL
40	Zac Foutz	TE
81	Noah Frith	WR
11	Antonio Gandy-Golden	WR
42	Dylan Gilfoy	DL
10	Hunter Goetz	CB
52	Jonathan Graham	OL
47	Remington Green	LB
21	Marcellous Harris	SPUR
20	Troy Henderson	RB
23	Frankie Hickson	RB
3	Johnny Huntley	WR
90	Mitchell Hurtado	DL
5	Lucas Irons	LB

NO.	NAME	YEAR	POS.	HT.	WT.	HOMETOWN	H.S./PREVIOUS
43	Benjamin Alexander	R-So.	S	6-1	185	Spring Mills, Pa.	Penns Valley HS
44	Austin Lewis	Fr.	DL	6-6	230	Jonesborough, Tenn.	David Crockett HS
46	Ryan Eshleman	Fr.	TE	6-6	250	Myerstown, Pa.	Eastern Lebanon County HS
47	Remington Green	So.	LB	6-0	220	King George, Va.	King George HS
48	David King	R-Sr.	LB	6-1	220	Stuarts Draft, Va.	Riverheads HS
49	Christian Launius	R-Fr.	LB	5-11	215	Mocksville, N.C.	Davidson Day HS (James Madison)
50	Henry Chibueze	Fr.	OL	6-3	340	Woodbridge, Va.	Woodbridge HS
50	Vincent Mangogna	R-So.	LB	6-0	210	Medford, N.Y.	Patchogue-Medford HS
51	Austin Mock	R-Fr.	LS	6-2	230	Lynchburg, Va.	Liberty Christian Academy
52	Jonathan Graham	Fr.	OL	6-5	325	La Plata, Md.	La Plata HS
54	Juwan Wells	Sr.	DL	6-2	260	Dublin, Ga.	Dublin HS
55	Brendan Schlittler	Fr.	OL	6-5	305	Eureka, Mo.	Eureka HS
55	Tolen Avery	R-Sr.	DL	6-3	295	Galveston, Texas	Ball HS
56	Dontae Duff	R-Jr.	OL	6-1	330	Mesquite, Texas	Ralph H. Poteet HS
58	Thaddius Watson	R-So.	DL	6-0	255	Arlington, Texas	James Bowie HS (Graceland)
59	Damian Bounds	R-So.	OL	6-1	300	Ellenwood, Ga.	Stockbridge HS
61	Ben Fiordelise	R-Sr.	OL	6-3	325	Kalona, Iowa	Mid-Prairie HS
63	Carter Bradley	Fr.	OL	6-3	270	Lynchburg, Va.	Liberty Christian Academy
64	Jacob Bodden	Fr.	OL	6-5	320	Hoover, Ala.	Hoover HS
65	Thomas Sargeant	R-So.	OL	6-1	290	Mechanicsville, Va.	Atlee HS
66	Ethan Crawford	Jr.	OL	6-4	300	Augusta, Ga.	Aquinas HS
68	Tristan Schultz	So.	OL	6-4	295	Culver, Ind.	Culver Community HS (Fork Union)
72	James Passmore	R-Sr.	OL	6-5	290	Dallas, N.C.	North Gaston HS
73	Sam Isaacson	R-Jr.	OL	6-7	315	Lynchburg, Va.	Liberty Christian Academy
74	Julio Lozano	R-Sr.	OL	6-3	300	Bellaire, Texas	Bellaire HS (Kilgore College)
76	Nate Pena	R-Fr.	OL	6-1	335	Mooresville, N.C.	Lake Norman HS
77	Cooper McCaw	R-Fr.	OL	6-5	275	Southlake, Texas	Grapevine Faith CS
79	John Kourtis	Fr.	OL	6-3	285	St. Catharines, Ontario	Canada Prep
81	Noah Frith	Fr.	WR	6-4	180	Woodstock, Ga.	Woodstock HS
82	B.J. Farrow	R-Sr.	WR	6-1	190	Lynchburg, Va.	Liberty Christian Academy
83	Josh Tully	R-Jr.	WR	5-10	175	Vancouver, Wash.	Kingsway Christian HS
84	JT Wood	Fr.	WR	6-2	200	Jacksonville, Fla.	Creekside HS
85	Stuart Ashley	Fr.	K	5-11	185	Front Royal, Va.	Warren County HS
86	Michael Chorowicz	R-So.	WR	5-11	175	Kohler, Wis.	Sheboygan Lutheran HS
87	Rudiger Yearick	R-So.	WR	6-3	195	Matthews, N.C.	Metrolina Christian Academy
88	Jerome Jackson	R-Fr.	TE	6-3	240	Fort Worth, Texas	Timber Creek HS
89	David Jeremiah	R-So.	WR	6-0	185	San Diego, Calif.	Christian HS
90	Mitchell Hurtado	Sr.	DL	6-2	280	Anaheim, Calif.	Loara HS (Fullerton)
92	Mason Wolk	R-Fr.	DL	6-1	250	Bedford, Va.	Liberty Christian Academy
94	Vincent Elefante	Jr.	DL	6-4	285	Upland, Calif.	Upland HS (Chaffey College)
95	Emmanuel Cater	Fr.	DL	6-1	275	Hiram, Ga.	Hiram HS
96	Chris Escamilla	R-Jr.	DL	6-2	225	Stafford, Va.	Stafford Senior HS
97	Elisha Mitchell	So.	DL	6-3	315	Virginia Beach, Va.	Bayside HS
98	Logan Beadles	Fr.	DL	6-3	305	Piedmont, Ala.	Piedmont HS
99	Ralfs Rusins	R-Jr.	DL	6-5	315	Carnikava, Latvia	Riga Hansa Secondary School

ALPHABETICAL ROSTER		
No.	Name	Pos.
73	Sam Isaacson	OL
28	Corbin Jackson	S
88	Jerome Jackson	TE
37	Amarii Jenkins	LB
89	David Jeremiah	WR
39	Lionell Johnson	SPUR
7	Damian King	WR
48	David King	LB
79	John Kourtis	OL
49	Christian Launius	LB
11	Jessie Lemonier	DL
36	Ricky Lester	S
44	Austin Lewis	DL
21	Mitchell Lewis	FB
74	Julio Lozano	OL
34	Joshua Mack	RB
50	Vincent Mangogna	LB
9	Kentory Matthews	RB
24	Malik Matthews	CB
77	Cooper McCaw	OL
1	Lionell McConnell	WR
97	Elisha Mitchell	DL
51	Austin Mock	LS
27	Cheapell Morris	S
18	Fidel Ogbeifun	TE
72	James Passmore	OL
34	Devin Pearson	DL
41	Aaron Peart	P
76	Nate Pena	OL
2	Jeremy Peters	CB
25	Peyton Pickett	RB
32	Aaron Pierre	SPUR
10	Alex Probert	K
19	Sean Queen	WR
7	Brandon Robinson	QB
99	Ralfs Rusins	DL
15	Jayod Sanders	DL
65	Thomas Sargeant	OL
55	Brendan Schlitter	OL
68	Tristan Schultz	OL
29	Javon Scruggs	CB
2	Kevin Shaa	WR
26	DJ Skelton	CB
13	Isaac Steele	S
5	DJ Stubbs	WR
12	Brandon Tillmon	LB
83	Josh Tully	WR
58	Thaddius Watson	DL
54	Juwan Wells	DL
20	Bejour Wilson	CB
92	Mason Wolk	DL
84	JT Wood	WR
87	Rudiger Yearick	WR
16	Mason Yost	TE

Pronunciation Guide

- 2 Kevin Shaa (like AH)
- 3 Rion (Ryan) Davis
- 10 Hunter Goetz (Gets)
- 11 Jessie Lemonier (Lemon-YAY)
- 14 Solomon Ajayi (Ah-JYE-EE like "eye")
- 15 Jayod (JAY-odd) Sanders
- 17 Khaleb (Caleb) Coleman
- 17 Kedrick (KED-drick) Bradley
- 18 Fidel (Fa-DELL) Ogbeifun (Oh-BAY-fun)
- 20 Bejour (BAY-jour) Wilson
- 22 Kimani (Keh-MON-EE) Donaldson
- 24 Malik (muh-LEAK) Matthews
- 27 Cheapell (Sha-PELL) Morris
- 29 Javon (Jay-VON) Scruggs
- 30 Michael Bollinger (Bowl-IN-jer)
- 35 Tyren (Tie-REN) Dupree (Do-PREE)
- 37 Amarii (Uh-MAR-EE) Jenkins
- 38 Aidan (Aid-IN) Alves (Alvs)
- 41 Aaron Peart (Piert)
- 46 Ryan Eshleman (Esh-EL-man)
- 49 Christian Launius (Lawn-EE-us)
- 50 Henry Chibueze (Hard C-H, CHI-BOOZE-EE)
- 50 Vincent (Vinny) Mangogna (MAN-GOG-nuh)
- 55 Brendan Schlittler (SHLIT-ler)
- 56 Dontae (Don-TAY) Duff
- 61 Ben Fiordelise (FEE-or-duh-LEASE)
- 64 Jacob Bodden (Bod-IN)
- 79 John Kourtis (COURT-is)
- 86 Michael Chorowicz (CORE-OH-witz)
- 87 Rudiger (RUD) Yearick (YEAR-ick)
- 90 Mitchell Hurtado (HER-todd-OH)
- 92 Mason Wolk (Walk)
- 94 Vincent Elefante (EL-ah-FAWN-TAY)
- 96 Chris Escamilla (ES-cah-ME-ah)
- 97 Elisha (E-LIE-Sha) Mitchell
- 99 Ralfs (Ralphs) Rusins (ROO-sins)

RADIO AFFILIATES

Flagship Station:

Journey FM (88.3 FM WRVL)

Network Affiliates:

Virginia

Charlottesville – 97.1 FM
 Clifton Forge – 90.9 FM
 Marion – 94.7 FM
 Newport News – 96.9 FM
 Pulaski/Roanoke – 106.5 FM
 Richmond – 94.9 FM
 Shenandoah Valley – 95.5 FM
 Suffolk – 107.3 FM
 Virginia Beach – 98.3 FM
 Williamsburg – 100.1 FM
 Wytheville – 101.9 FM

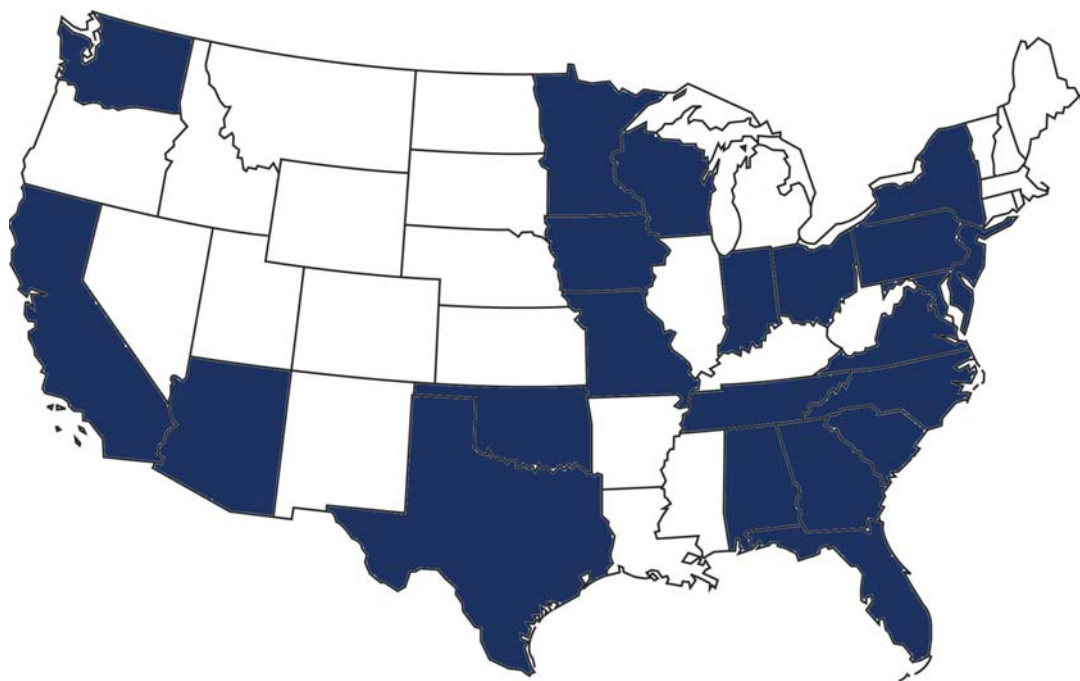
North Carolina

Elizabeth City – 88.3 FM
 Norlina – 94.3 FM
 Roanoke Rapids – 91.1 FM
 Rocky Mount – 107.3 FM
 Zebulon – 90.5 FM



DATE	OPPONENT	TIME/ RESULT	RADIO	TV
Sept. 1	Old Dominion	W, 52-10		
Sept. 8	at Army	L, 14-38		
Sept. 22	North Texas	L, 7-47		
Sept. 29	at New Mexico	6 p.m.		
Oct. 6	at New Mexico State	8 p.m.		
Oct. 13	Troy	2 p.m.		
Oct. 20	Idaho State	2 p.m.		
Nov. 3	at UMass	3:30 p.m.		
Nov. 10	at Virginia	TBA		
Nov. 17	at Auburn	TBA		
Nov. 24	New Mexico State	2 p.m.		
Dec. 1	Norfolk State	2 p.m.		

PLAYERS BY HOME STATE/COUNTRY



Virginia	20
Florida	16
Georgia	10
Texas	10
California	7
North Carolina	6
Pennsylvania	4
Alabama	4
South Carolina	4
Tennessee	4
Indiana	2
New York	2
Arizona	1
District of Columbia	1
Iowa	1
Maryland	1
Minnesota	1
Missouri	1
New Jersey	1
Ohio	1
Oklahoma	1
Washington	1
Wisconsin	1
Canada	1
Latvia	1



YEAR AT LIBERTY	Seventh
ALMA MATER	North Texas '90
WIFE	Gayle
CHILDREN	Jordan, Margaux

4 FCS Conference Titles

2014 NCAA FCS PLAYOFFS APPEARANCE
(1ST IN PROGRAM HISTORY)

2007 MAC COACH OF THE YEAR

THE GILL FILE

HEAD COACH

	Overall		Conference	
	W	L	W	L
2018 - Liberty	1	2	0	0
2017 - Liberty	6	5	2	3
2016 - Liberty	6	5	4	1
2015 - Liberty	6	5	3	3
2014 - Liberty	9	5	4	1
2013 - Liberty	8	4	4	1
2012 - Liberty	6	5	5	1
2011 - Kansas	2	10	0	9
2010 - Kansas	3	9	1	7
2009 - Buffalo	5	7	3	5
2008 - Buffalo	8	6	5	3
2007 - Buffalo	5	7	5	3
2006 - Buffalo	2	10	1	7
Career Totals	67	80	37	44
Liberty Totals	42	31	22	10

Since taking over Liberty's football program, head football coach Turner Gill has elevated Liberty's championship tradition to the next level.

Gill has guided the Flames to four Big South titles during his first six seasons on Liberty Mountain (2012-14 and 2016). The successful five-year run was spotlighted when he led Liberty into uncharted waters in 2014, leading the program to its first-ever trip to the NCAA FCS Playoffs.

Gill was also selected the top Division I coach in Virginia by the Virginia Sports Information Directors (VaSID), the second for any head football coach in program history.

In his last 11 seasons as head coach at three different programs, Gill has led his teams to a first-place conference finish at year's end six times (2007, 2008, 2012, 2013, 2014 and 2016).

Gill's achievements throughout his playing and coaching career have been impressive:

Coaching Accolades

- » Big South Conference Champions - 2012, 2013, 2014, 2016
- » 2014 Bobby Ross and VaSID Division I State Coach of the Year
- » 2014 NCAA FCS Playoffs Appearance - First in Liberty history
- » Coached 2016 NFL Defensive Player of the Year, Khalil Mack, at Buffalo
- » Coached 10 All-Big 12 Honorees
- » 2008 MAC Champions/International Bowl
- » 2007 MAC Coach of the Year
- » Three national championships - 1994, 1995, 1996
- » Coached All-America QBs Tommy Frazier (1995) and Heisman Trophy Winner Eric Crouch (2001)

Playing Accolades

- » 1983 Heisman Trophy Finalist (Finished 4th)
- » 1983 Novak Trophy Winner
- » Career Passing: 231-of-428, 3,317 yards, 34 TDs, 11 INTs
- » Career Rushing: 290 carries, 1,593 yards, 18 TDs
- » Nebraska Football Hall of Fame Inductee (1989)
- » Three straight Orange Bowl appearances
- » Orange Bowl Hall of Fame Inductee (2006)
- » All-Big Eight selection at shortstop
- » Selected in the MLB Draft by the Chicago White Sox in 1979 and the New York Yankees in 1983
- » Signed free agent contract with the Cleveland Indians in 1986
- » Played for A Waterloo Indians in 1986
- » Played two seasons in the CFL for the Montreal Concordes

The Road to Liberty



**Liberty
HEAD COACH**
2012 - Present



**Kansas
HEAD COACH**
2010-11



**Buffalo
HEAD COACH**
2006-09



Green Bay Packers
DIR. OF PLAYER DEVELOPMENT
2005



Nebraska
ASST. HEAD COACH
1992-04



Nebraska
GRADUATE ASSISTANT
1990-92



North Texas
GRADUATE ASSISTANT
1989

HEAD COACHING RECORD BY MONTH

Year	Aug.	Sept.	Oct.	Nov.	Dec./Jan.
LU: 2018	0-0	1-2	0-0	0-0	0-0
LU: 2017	0-0	3-2	1-2	2-1	0-0
LU: 2016	0-0	1-3	4-0	1-2	0-0
LU: 2015	0-0	2-2	2-2	2-1	0-0
LU: 2014	0-1	3-1	2-1	4-1	0-1
LU: 2013	0-1	3-1	1-2	4-0	0-0
LU: 2012	0-0	0-4	3-1	3-0	0-0
KU: 2011	0-0	2-1	0-5	0-4	0-0
KU: 2010	0-0	2-2	0-4	1-3	0-0
UB: 2009	0-0	1-3	2-2	2-2	0-0
UB: 2008	1-0	1-3	2-1	3-1	1-1
UB: 2007	0-1	1-3	3-1	1-2	0-0
UB: 2006	1-0	0-3	0-4	1-3	0-0
Totals	2-3	20-30	20-25	24-20	1-2



@LibertyTGill

OFFENSE/SPEC. TEAMS



JOE DAILEY (Booth)
Offensive Coordinator/Quarterbacks
Hometown: Freehold, N.J.
Alma Mater: North Carolina, '07
Year in Coaching: 11
Wife: Carrie
Children: Stella June,
Noah Hansen & Myles Joseph



SCOTT DOWNING (Field)
Special Teams Coordinator/Tight Ends & Fullbacks
Hometown: Parkville, Mo.
Alma Mater: Sterling College, '79
Year in Coaching: 39
Wife: Karen
Children: Matthew, Andrew &
Zachary



AARON STAMM (Field)
Offensive Line
Hometown: Madison, Wis.
Alma Mater: MSU Mankato, '02
Year in Coaching: 19
Wife: Courtney
Children: Rylan, Jackson &
Cooper



KYLE DEARMON (Field)
Wide Receivers
Hometown: Clearwater, Fla.
Alma Mater: Liberty, '10
Year in Coaching: 6



MIKE BROWN (Field)
Running Backs
Hometown: Charlottesville, Va.
Alma Mater: Liberty, '11
Year in Coaching: 3

DEFENSE



ROBERT WIMBERLY (Field)
Defensive Coordinator/Safeties
Hometown: Miami, Fla.
Alma Mater: Alabama A&M, '02
Year in Coaching: 17
Wife: Tracie
Children: Bianca & Josiah



VANTZ SINGLETARY (Field)
Co-Defensive Coordinator/Defensive Line
Hometown: Houston, Texas
Alma Mater: Kansas State, '90
Year in Coaching: 27
Wife: Shawndra
Children: Courtney, Lashea,
Briauna & Keona



JOSH BOOKBINDER (Booth)
Linebackers
Hometown: San Antonio, Texas
Alma Mater: Baylor, '09
Year in Coaching: 12
Wife: Ashley
Child: Grant




MARSHALL ROBERTS (Booth)
Defensive Backs and Corners
Hometown: Abington, Pa.
Alma Mater: Rutgers, '93
Year in Coaching: 25
Wife: Alicia
Children: Tripp, McKenzie &
Micah



AARON WILKINS (Field)
SPURS and Nickels
Hometown: Oakhurst, Calif.
Alma Mater: Fresno State, '07
Year in Coaching: 11
Wife: Carissa

RUNNING BACKS



**Kentory
MATTHEWS - RB**
R-Sr. - 5-8 - 180
Virginia Beach, Va. (Tallwood HS/Blinn)

9

- Opened the 2018 season by rushing for 101 yards on 17 carries (5.9 yards per carry) against Old Dominion, including a career long 57-yard touchdown run late in the third quarter
- Accounted for 73.6 percent of Liberty's rushing attack against Army, finishing the contest with nine carries for 81 yards (Flames rushed for 110 yards on 23 carries in the game)
- First Liberty player to have back-to-back games with 50-plus yard runs since the 1995 season (57 yards against Old Dominion and 50 yards against Army)
- Rushed for 39 yards on eight carries against North Texas, but missed most of the second half of the game due to a lower body injury
- Rushed for 226 yards on 31 carries during his first season as a Flame in 2017, averaging 7.3 yards per attempt and scoring two touchdowns
- Posted his first 100-yard game as a Flame, finishing the Morehead State game, Sept. 9, 2017, with 13 carries for 103 yards and two touchdowns
- Averaged 10.0 yards per carry against St. Francis (Pa.) (5 carries/50 yards), Sept. 30, 2017
- Finished the Presbyterian game with five carries for 66 yards, averaging 13.2 rushing yards per carry, Nov. 11, 2017
- Transfer from Blinn College in Brenham, Texas

MATTHEWS'S CAREER STATS

RUSHING	G	Att	Yds	TD	Lg	Avg/C
2017	10	31	226	2	45	7.3
2018	3	34	221	1	57	6.5
TOTAL	13	65	447	3	57	6.9

MATTHEWS'S CAREER HIGHS

Touchdowns:	2, Morehead State, 09-09-17
Rush attempts:	17, Old Dominion, 09-01-18
Rush yards:	103, Morehead State, 09-09-17 (13 carries)
Rush TDs	2, Morehead State, 09-09-17
Long rush:	57, Old Dominion, 09-01-18



**Peytton
PICKETT - RB**
R-So. - 5-10 - 210
Arlington, Texas (Sam Houston HS) (Trinity Valley CC)

25

- Finished the Old Dominion game with 10 carries for 87 yards (8.7 yards per carry) and two touchdowns, including a 53-yard touchdown midway through the fourth quarter
- First player to score two rushing touchdowns in his Liberty debut since Todd Macon scored twice in his first game as a Flame, Aug. 30, 2014 at North Carolina
- Finished the North Texas game with seven carries for 29 yards
- Transferred to Liberty from Trinity Valley Community College

PICKETT'S CAREER STATS

RUSHING	G	Att	Yds	TD	Lg	Avg/C
2018	3	25	162	2	53	6.5
TOTAL	3	25	162	2	53	6.5

PICKETT'S CAREER HIGHS

Touchdowns:	2, Old Dominion, 09-01-18
Rush attempts:	10, Old Dominion, 09-01-18
Rush yards:	87, Old Dominion, 09-01-18
Rush TDs	2, Old Dominion, 09-01-18
Long rush:	53, Old Dominion, 09-01-18



**Frankie
HICKSON - RB**
R-Jr. - 5-8 - 190
Lynchburg, Va. (Heritage HS)

23

- Liberty's active career leader in rushing yards (946) and kickoff return yards (1,341)
- Finished the North Texas game with a career high 21 carries and missed his second career 100-yard game by four yards (96)
- 2016 and 2017 Big South second-team all-conference (kickoff return specialist)
- Ranked second in the Big South in 2017 in kickoff return average (21.4 yards per return) and fifth in all-purpose yards (106.6 yards per game)
- Opened the 2017 Presbyterian game with an 84-yard kickoff return, helping him earn Big South Special Teams Player of the Week honors
- Finished 2016 season with 707 total kickoff return yards, second most in program history
- Recorded his first career 100-yard rushing game, scoring first two touchdowns of his career against Jacksonville in 2016
- His 99-yard kickoff return TD at Kennesaw State in 2016 was the longest kickoff return in program history

HICKSON'S CAREER STATS

RUSHING	G	Att	Yds	TD	Lg	Avg/C
2016	11	94	450	4	45	4.8
2017	11	100	375	2	28	3.8
2018	3	26	121	0	16	4.7
TOTAL	25	220	946	6	45	4.3

KICK RETURNS	G	No.	Yds	TD	Lg	Avg/R
2016	11	28	707	1	99	25.2
2017	11	27	577	0	84	21.4
2018	3	4	57	0	22	14.2
TOTAL	24	59	1341	1	99	22.7

HICKSON'S CAREER HIGHS

Touchdowns:	2, Jacksonville, 09-10-16
Rush attempts:	21, North Texas, 09-22-18
Rush yards:	116, Jacksonville, 09-10-16 (14 carries)
Rush TDs:	2, Jacksonville, 09-10-16
Long rush:	45, Monmouth, 10-22-16
All-purpose yards:	215, Presbyterian, 11-11-17
Kick return yards:	142, at Coastal Carolina, 11-17-16 (7 returns)
Long kick return:	99, at Kennesaw State, 10-15-16



**Frank
BOYD - RB**
R-Fr. - 5-11 - 190
Chesterfield, Va. (Manchester HS)

33

- Finished his first game as a Flame with four carries for 33 yards against Old Dominion
- Redshirted during 2017 season
- Received team's Samkon Gado award during spring practice in 2018, given to the most improved offensive player
- Three-year letterwinner during his high school career, including his final two years at Manchester High School in Chesterfield, Va.
- Named conference player of the year following his senior season of high school where he rushed for 1,615 yards and 20 touchdowns
- First-team all-region and all-state as a senior
- Participated in Big River Rivalry All-Star game

BOYD'S CAREER STATS

RUSHING	G	Att	Yds	TD	Lg	Avg/C
2018	1	4	33	0	13	8.2
TOTAL	1	4	33	0	13	8.2

BOYD'S CAREER HIGHS

Rush attempts:	4, Old Dominion, 09-01-18
Rush yards:	33, Old Dominion, 09-01-18
Long rush:	13, Old Dominion, 09-01-18

FULLBACKS/TIGHT ENDS



Fidel
OGBEIFUN - TE
So. - 6-2 - 240
Douglasville, Ga. (Douglas County HS)

18

- Saw playing time in seven of Liberty's 11 games as a redshirt freshman in 2017
- Had Liberty's first two receptions against Army for a total of 19 yards
- Missed the North Texas game with a lower body injury
- Finished the 2017 season with one reception for 29 yards against Morehead State

OGBEIFUN'S CAREER STATS

RECEIVING	G	Rec	Yds	TD	Lg	Avg/C
2017	7	1	29	0	29	29.0
2018	2	3	22	0	13	7.3
TOTAL	9	4	51	0	29	12.8

OGBEIFUN'S CAREER HIGHS

Receptions:	2, at Army, 09-08-18
Receiving yards:	29, Morehead State, 09-09-17
Long reception:	29, Morehead State, 09-09-17



Michael
BOLLINGER - FB
So. - 5-11 - 230
Spartanburg, S.C. (Boiling Springs HS)

30

- Saw playing time in six games as a freshman in 2017, including four of Liberty's five Big South contests
- Graduate of Boiling Springs High School
- Three-year letterwinner in high school
- Two-time all-region selection
- All-state selection as a senior, finishing the year with 75 receptions for 1,050 yards and 15 touchdowns
- Also earned all-region and all-state honors as a baseball player
- Named to the North/South All-Star team as a senior after finishing the year with a .405 batting average, 19 doubles and 10 home runs

BOLLINGER'S CAREER STATS

RUSHING	G	Att	Yds	TD	Lg	Avg/C
2017	6	0	0	0	0	0.0
2018	3	0	0	0	0	0.0
TOTAL	9	0	0	0	0	0.0



Mitchell
LEWIS - FB
R-So. - 6-0 - 230
Auburn, Ala. (Lee-Scott Academy)

21

- Saw playing time in all 11 games as a redshirt freshman in 2017
- Finished the 2017 season with 10 carries for 35 yards, with all 10 carries coming against Morehead State
- Finished his senior season at Lee-Scott Academy with 2,773 all-purpose yards and 34 touchdowns, rushing for 1,913 yards and 31 touchdowns on 217 carries
- Named to the AISA All-Star team as a senior while receiving first-team all-area honors
- AISA state record holder in the discus
- Father, Brian, was a letterwinner in football at Colorado, playing offensive guard during the 1984 season

LEWIS'S CAREER STATS

RUSHING	G	Att	Yds	TD	Lg	Avg/C
2017	11	10	35	0	11	3.5
2018	3	0	0	0	0	0.0
TOTAL	14	10	35	0	11	3.5

LEWIS'S CAREER HIGHS

Rush attempts:	10, Morehead State, 09-09-17
Rush yards:	35, Morehead State, 09-09-17 (10 carries)
Long rush:	11, Morehead State, 09-09-17



Zac
FOUTZ - TE
R-Jr. - 6-3 - 250
Roanoke, Va. (Cave Spring HS)

40

- Saw playing time in all 11 games in 2017, starting six contests
- Made his first career start at tight end during the 2017 season opener at Baylor, catching one pass for six yards
- Hauled in a career-long 23-yard catch against Indiana State in 2017
- His first career catch resulted in a one-yard TD reception against Robert Morris on 10-1-16
- Mother, Andrea Foutz, played basketball at Winthrop
- Father, Ben Foutz, played football at Lenoir-Rhyne
- Grandfather, Lewis Lucas, played football at Chowan

FOUTZ'S CAREER STATS

RECEIVING	G	Rec	Yds	TD	Lg	Avg/C
2016	10	1	1	1	1	1.0
2017	11	5	51	0	23	10.2
2018	3	2	13	0	8	6.5
TOTAL	24	8	65	1	23	8.1

FOUTZ'S CAREER HIGHS

Receptions:	2, Saint Francis (Pa.), 09-30-17; Old Dominion, 09-01-18
Receiving yards:	23, Indiana St., 09-16-17
Receiving TDs:	1, Robert Morris, 10-01-16
Long reception:	23, Indiana St., 09-16-17

WIDE RECEIVERS



Antonio GANDY-GOLDEN - WR

Jr. - 6-4 - 220
Dallas, Ga. (Paulding County HS)

11


- 2018 Team Captain
- 2017 Big South All-Conference first team
- 2017 VaSID All-State second team
- Liberty's active career leader in receptions (104)
- Ranks second on Liberty's roster in career touchdown receptions (16)
- Currently has 16 career touchdown receptions and needs one more to tie James McKnight (1991-93), Scott Queen (1986-90) and fellow teammate B.J. Farrow for fifth place on Liberty's all-time career touchdown receptions list
- Posted his fourth career multiple touchdown game, opening the season with three touchdowns against Old Dominion (6 receptions/53 yards)
- 15th time a player has finished a game with three receiving touchdowns and the first since B.J. Farrow opened the 2017 season with three touchdowns against Morehead State
- Held in check by Army, finishing the game against the Black Knights with three receptions for 33 yards
- Led the Big South in receiving yards (1,066) and receptions (69), despite missing one game in 2017
- Became the first Liberty sophomore to record a 1,000-yard receiving season
- Seventh 1,000-yard receiver in program history (1,066 yards in 2017)
- Tied for the Big South lead in touchdown receptions in 2017 (10)
- If Liberty were eligible for the NCAA FCS stats rankings last year, Gandy-Golden would have ranked ninth in the country in receiving yards per game (106.6)
- Liberty's active leader with 1,381 career receiving yards
- Finished the 2017 Baylor game with 192 receiving yards and two touchdowns, the fifth highest single-game receiving total in program history
- Posted his second career 100-yard game with seven receptions for 171 yards and a touchdown against Indiana State, Sept. 16, 2017
- Reached the 100-yard mark for the third time in 2017, finishing the Jacksonville State game with seven receptions for 126 yards
- Opened Big South play with a four-catch, 89-yard game with 1 TD against Kennesaw State, Oct. 14, 2017
- Posted his fourth 100-yard game of the 2017 season at Monmouth, finishing with nine receptions for 127 yards and two touchdowns
- Led the Flames in receiving yards at Gardner-Webb, Oct. 28, 2017, recording his fifth career 100-yard game with four receptions for 123 yards and a touchdown
- Closed out the 2017 season with 10 receptions for 113 yards and two touchdowns against Charleston Southern
- Had breakout game in 2016 season finale at No. 16 Coastal Carolina, catching four passes for 94 yards, including a 38-yard touchdown reception

GANDY-GOLDEN'S CAREER STATS

RECEIVING	G	Rec	Yds	TD	Lg	Avg/C
2016	11	21	315	3	47	15.0
2017	10	69	1066	10	55	15.4
2018	3	14	137	3	30	9.8
TOTAL	24	104	1518	16	55	14.6

GANDY-GOLDEN'S CAREER HIGHS

Touchdowns:	3, Old Dominion, 09-01-18
Receptions:	13, at Baylor, 09-02-17
Receiving yards:	192, at Baylor, 09-02-17 (13 receptions)
Receiving TDs:	3, Old Dominion, 09-01-18
Long reception:	55, at Jacksonville St., 09-23-17



B.J. FARROW - WR

R-Sr. - 6-1 - 190
Lynchburg, Va. (Liberty Christian Academy)

82

- Tops Liberty's offensive players with 34 career starts
- Ranks second on Liberty's active roster in career receptions (103)
- Picked up his 100th career reception with two receptions for 49 yards against Army, including a 28-yard touchdown reception
- Hauled in his 17th career touchdown against North Texas, tying him for fifth place on Liberty's career touchdown receptions list with James McKnight (1991-93) and Scott Queen (1986-90)
- Missed the 2017 season opener at Baylor pending a review of his eligibility
- Finished the Morehead State game with 177 yards and three touchdowns, on Sept. 9, 2017, tying the program record for single-game receiving TDs while picking up his first 100-yard receiving game since totaling 101 yards at Southern Illinois, Sept. 26, 2015, going 19 games between 100-yard contests
- Two of his four receptions against Indiana State on Sept. 16, 2017 were for touchdowns
- His 65-yard touchdown reception against Jacksonville State on Sept. 23, 2017 pushed him over the 1,000 career receiving yards mark
- Posted the third 100-yard game of his career and second of 2017, recording three receptions for 126 yards and tying a career long reception with a 76-yard touchdown play at Monmouth (10-21-17)
- Led the team and ranked third in the Big South in yards per reception (17.8) during the 2017 season
- In 2017, became the fourth Flame ever to catch 10+ TD passes in a season and the first since Darrin Peterson in 2014
- Posted his first career 100-yard game at Southern Illinois on 9-26-15, totaling 101 yards on eight receptions

FARROW'S CAREER STATS

RECEIVING	G	Rec	Yds	TD	Lg	Avg/C
2015	11	32	448	2	40	14.0
2016	11	30	281	3	24	9.4
2017	10	32	571	10	76	17.8
2018	3	9	143	2	37	15.9
TOTAL	35	103	1443	17	76	14.0

FARROW'S CAREER HIGHS

Touchdowns:	3, Morehead State, 09-09-17
Receptions:	8, at Southern Illinois, 09-26-15
Receiving yards:	177, Morehead State, 09-09-17 (6 receptions)
Receiving TDs:	3, Morehead State, 09-09-17
Long reception:	76, Morehead State, 09-09-17 ; Monmouth 10-21-17

WIDE RECEIVERS



**Lionell
McCONNELL - WR**
R-Sr. - 5-11 - 195
Allen, Texas (Allen HS)

1


- Finished the season opener against Old Dominion with one reception for 10 yards
- Saw playing time during Liberty's season-opening win at Baylor in 2017, finishing the contest with one reception for 12 yards
- Missed the remainder of the season due to an injury
- Letterwinner from Allen High School in Allen, Texas, where he played as a senior
- Finished his senior year with 767 receiving yards and nine touchdowns
- Earned first-team all-district honors as a senior
- Three-year letterwinner at Winton Woods High School in Cincinnati, Ohio, playing both quarterback and wide receiver
- Cousin, John Conner, was a running back for the New York Jets (2010-12, 2014), Cincinnati Bengals (2012), and New York Giants (2013)

McCONNELL'S CAREER STATS

RECEIVING	G	Rec	Yds	TD	Lg	Avg/C
2017	1	1	12	0	12	12.0
2018	1	1	10	0	10	10.0
TOTAL	2	2	22	0	12	11.0

McCONNELL'S CAREER HIGHS

Receptions:	1, at Baylor, 09-02-17; Old Dominion, 09-01-18
Receiving yards:	12, at Baylor, 09-02-17
Long reception:	12, at Baylor, 09-02-17



**Damian
KING - WR**
R-Sr. - 5-11 - 175
St. Petersburg, Fla. (Indian Rocks Christian School)

7

- Missed the season opener against Old Dominion, serving a one game suspension due to a violation of team policy
- Finished the Army game with a career-high 172 receptions yards on eight receptions (21.5 yards per reception), including his fifth career touchdown catch (28 yards)
- Against Army, he became the 15th player in program history to finish a game with 170 or more receiving yards
- One of three players on Liberty's roster with 100 or more career receptions (100)
- Ranked second on Liberty's roster with 66 receptions for 669 yards during 2017 season
- Posted his first career double-digit receptions game (10) while adding 66 receiving yards during the season opener at Baylor, Sept. 2, 2017
- One of Stephen Calvert's top targets against Indiana State on Sept. 16, 2017, finishing with a career-high 11 receptions for 90 yards and a touchdown
- Posted his first career 100-yard game, leading the Flames with eight receptions for 108 yards and a touchdown at Gardner-Webb, Oct. 28, 2017

KING'S CAREER STATS

RECEIVING	G	Rec	Yds	TD	Lg	Avg/C
2015	10	18	161	0	29	8.9
2016	6	6	45	0	13	7.5
2017	11	66	669	4	42	10.1
2018	2	10	203	1	62	20.3
TOTAL	29	100	1078	5	62	10.8

PUNT RETURNS

	G	No.	Yds	TD	Lg	Avg/R
2015	10	0	0	0	0	0.0
2016	6	5	39	0	17	7.8
2017	10	0	0	0	0	0.0
2018						
TOTAL	26	5	39	0	17	7.8

KING'S CAREER HIGHS

Touchdowns:	1, 5 times
Receptions:	11, Indiana St., 09-16-17
Receiving yards:	172, at Army, 09-08-18 (8 receptions)
Receiving TDs:	1, 5 times
Long reception:	62, at Army, 09-08-18
Long punt return:	17, Jacksonville, 09-10-16



**DJ
STUBBS - WR**
So. - 5-9 - 185
Jacksonville, Fla. (University Christian School)

5

- Career high in receptions (7) and receiving yards (155) during Liberty's season-opening win against Old Dominion, including his first career touchdown reception (35 yards)
- 56th player in school history with a 100-yard receiving game and 36th time in school history a receiver has finished a game with 150 or more yards
- Led the Flames with six receptions for 95 yards against North Texas and attempted a pass play to fellow receiver Antonio Gandy-Golden
- Saw playing time in all 11 games during his true freshman season in 2017
- Led the team with 17 punt returns for 115 yards (6.8 yards per return)

STUBBS'S CAREER STATS

RECEIVING	G	Rec	Yds	TD	Lg	Avg/C
2017	11	7	50	0	12	7.1
2018	3	14	269	1	55	19.2
TOTAL	14	21	319	1	55	15.2
KICK RETURNS	G	No.	Yds	TD	Lg	Avg/R
2017	11	2	83	0	71	41.5
2018	3	1	0	0	0	0.0
TOTAL	14	3	83	0	71	27.6
PUNT RETURNS	G	No.	Yds	TD	Lg	Avg/R
2017	11	17	115	0	32	6.8
2018	3	1	-1	0	0	-1.0
TOTAL	14	18	114	0	32	6.3

STUBBS'S CAREER HIGHS

Receptions:	7, Old Dominion, 09-01-18
Receiving yards:	155, Old Dominion, 09-01-18 (7 receptions)
Receiving TD:	1, Old Dominion, 09-01-18
Long reception:	55, Old Dominion, 09-01-18
Long kick return:	71, Morehead State, 09-09-17
Long punt return:	32, Morehead State, 09-09-17

OFFENSIVE LINEMEN



Dontae DUFF - OL
R-Jr. - 6-1 - 330
Mesquite, Texas (Ralph H. Poteet HS)

56

- 2016 HERO Sports FCS Freshman All-America team • 2018 Team Captain
- 2016 and 2017 Big South second-team all-conference
- 2016 VaSID all-state second team; 2017 VaSID all-state first team
- Has started all 25 games during his career (5 LG, 4 C, 16 RG)



Thomas SARGEANT - OL
R-So. - 6-1 - 290
Mechanicsville, Va. (Atlee HS)

65

- Has started at center during his first 14 collegiate games
- Redshirted during the 2016 season
- First team all-conference and second team all-region as a senior at Atlee High School in 2015



Ethan CRAWFORD - OL
Jr. - 6-4 - 300
Augusta, Ga. (Aquinas HS)

66

- Started 10 of 11 games at right tackle in 2017, before starting 2018 season opener at left guard
- Made eight appearances during his true freshman season (2016), including three starts (2 - LG, 1 - RG)



Tristan SCHULTZ - OL
So. - 6-4 - 295
Culver, Ind. (Culver Community HS/Fork Union)

68

- Made first career start during Old Dominion game, starting at right tackle
- Saw playing time in nine of 11 games during his true freshman season
- Father, Troy, played football at Ball State, earning All-MAC first-team honors at defensive tackle in 1986 and second-team accolades in 1987



James PASSMORE - OL
R-Sr. - 6-5 - 290
Dallas, N.C. (North Gaston HS)

72

- 2018 Team Captain
- Saw playing time in six games in 2017, including a start at LG against Charleston Southern
- Appeared in all 11 games in 2016, his first season of competition, starting six times at right guard and one at left guard



Sam ISAACSON - OL
R-Jr. - 6-7 - 315
Lynchburg, Va. (Liberty Christian Academy)

73

- Started his first game of 2017 at RT against St. Francis (Pa.), taking over the starting role following an injury to Ethan Crawford
- Appeared in all 11 games as a redshirt freshman in 2016, making nine starts at right tackle
- Started at right tackle during his collegiate debut, 9-3-16 at Virginia Tech



Julio LOZANO - OL
R-Sr. - 6-3 - 300
Bellaire, Texas (Bellaire HS/Kilgore College)

74

- Has started each of Liberty's last 15 games at left tackle
- Started all 11 games at left tackle in 2017
- Graded out at 93 percent in 2017, finishing the year with 70 knockdowns
- His first season at Liberty (2016) included nine appearances and six starts at left tackle

SPECIAL TEAMS



Alex PROBERT - K
Jr. - 5-8 - 180
Andover, Minn. (Andover HS)

10

- Has missed the first three games of the season with a lower body injury
- 2016 Big South All-Conference first team; 2017 Big South All-Conference second team
- 2016 HERO Sports FCS Freshman All-America team (honorable mention)
- Tied a school single-game record with four field goals at Baylor on Sept. 2, 2017 (27, 31, 33 and 41 yards), earning Big South Special Teams Player of the Week honors
- 9-for-14 in field goal attempts of 40+ yards in his career
- Second in the conference in scoring by a kicker (7.27 points per game) in 2017
- Tied for the Big South lead in field goals (14) and second in the conference in extra points (38) during 2017 season
- Matched a career best with 16 points against Morehead State on Sept. 9, 2017, (3-of-3 FG-FGA/7-of-7 PATs), garnering his second straight Big South Special Teams Player of the Week nod and the third of his career
- Entered the Indiana State game 7-of-7 on field goal attempts in 2017 before missing a 48-yarder in the fourth quarter that hit the crossbar and fell into the end zone
- Missed his first extra-point attempt of the season at Monmouth on Oct. 21, 2017, snapping a streak of 28 consecutive successful extra point attempts
- Has connected on 71-of-77 career extra point attempts (93.3 percent)
- In 2016, set school record for most points scored by a freshman (78)

PROBERT'S CAREER STATS

SCORING	G	PAT	FG	PTS	Avg/G
2016	11	33-35	15-19	78	7.1
2017	11	38-42	14-20	80	7.3
2018					
TOTAL	22	71-77	29-39	158	7.2

FIELD GOALS

	G	Overall	0-29	30-39	40-49	50+	Long	Pct.
2016	11	15-19	4-4	5-9	4-4	2-2	51	78.9
2017	11	14-20	4-4	6-7	4-9	0-0	49	70.0
2018								
TOTAL	22	29-39	8-8	11-16	8-13	2-2	51	74.4

PROBERT'S CAREER HIGHS

Points Scored:	16, at Baylor, 09-02-17 ; Morehead State, 09-09-17
PATs Made:	7, 3 times
FGs Made:	4, at Baylor, 09-02-17
Long Field Goal:	51, Robert Morris, 10-01-16



Aaron PEART - K/P
R-Jr. - 6-2 - 200
Purcellville, Va. (Loudoun Valley HS) (Sierra)

41

- Started in his first career game with the Flames against Old Dominion in place of the injured K Alex Probert, finishing the contest with 10 points
- Knocked down all seven of his extra point attempts and added a 20-yard field goal
- Handled all kicking duties at Army after P Aidan Alves was ejected from the game during the first quarter due to a targeting penalty (2 XP, 0 FG, 4 punts, 29.8 average)

PEART'S CAREER STATS

SCORING	G	PAT	FG	PTS	Avg/G
2018	3	10-10	1-2	13	4.3

FIELD GOALS	G	Overall	0-29	30-39	40-49	50+	Long	Pct.
2018	3	1-2	1-1	0-1	0-0	0-0	20	100.0



Aidan ALVES - P
R-Fr. - 6-1 - 220
Dillsburg, Pa. (Northern York HS)

38

- Finished his first game at Liberty with four punts for 144 yards (36.0 yards per punt) against Old Dominion, including one inside the 20 yard line
- Redshirted during the 2017 season
- Four-year varsity letterwinner at Northern York High School

ALVES'S CAREER STATS

PUNTING	G	NO.	YDS	LONG	Avg.	50+	INSIDE 20
2018	3	12	358	40	29.8	0	1

DEFENSIVE LINEMEN



Jesse
LEMONIER - DL
Jr. - 6-3 - 240
Hialeah, Fla. (Hialeah HS/Ventura College)

11

- Recorded six tackles in his first game with the Flames, including a shared tackle for a loss and a quarterback hurry during Liberty's win over Old Dominion
- Four assisted tackles against Army
- Four tackles against North Texas, including his first sack at Liberty (half sack)
- Transferred to Liberty after playing one season at Ventura College in Ventura, Calif.
- Signed with the Flames during the February signing period
- Also received offers from Miami (Ohio), New Mexico, Portland State and UMass
- Finished the 2017 season with 79 tackles, 18.5 tackles for a loss, 8.5 sacks and an interception at Ventura
- Named the Southern California Football Association Northern Conference Defensive Player of the Year
- Younger brother of Corey Lemonier, an All-SEC linebacker from Auburn, who was selected in the third round of the 2013 NFL Draft by the San Francisco 49ers, playing 51 total games over four seasons with San Francisco (2013-15), Cleveland (2016) and NY Jets (2016)

LEMONIER'S CAREER STATS

TACKLES	G	UA	A	Total	TFL	Yds	PD	FF	FR	Blkd	QBH
2018	3	3	11	14	1.0	6	0	0	0	0	1
TOTAL	3	3	11	14	1.0	6	0	0	0	0	1

LEMONIER'S CAREER HIGHS

Tackles:	6, Old Dominion, 09-01-18
Tackles for loss:	0.5, Old Dominion, 09-01-18; North Texas, 09-22-18
Sacks:	0.5, North Texas, 09-22-18



Juwan
WELLS - DE
R-Sr. - 6-2 - 260
Dublin, Ga. (Dublin HS)

54

- 2016 Big South first-team all-conference; 2017 Big South second-team all-conference
- 2016 VaSID all-state first team; 2017 VaSID All-State second team
- 2016 HERO Sports FCS Sophomore All-America team
- Flames' leading tackler in both 2016 (79) and 2017 (76)
- Liberty's active leader in career tackles (193), tackles for a loss (29.5) and sacks (15.0)
- Missed the first half of the Old Dominion game after a violation of team policy and finished the contest with two second-half tackles
- Tied a career high with 13 tackles at Army (7 solo, 6 assisted)
- Tied for team high tackling honors against North Texas, finishing the game with nine tackles, including career-best 3.0 tackles for a loss and an assisted sack
- Also had 13 stops against Kennesaw State (2017) and SMU (2016)
- Had nine tackles against St. Francis (Pa.), including 2.0 TFLs, 1.5 sacks and one pass breakup
- Led the Big South in tackles per game by a defensive lineman in 2017 (6.7)
- Ranked fourth in the Big South tackles for a loss (11.0) and fifth in sacks (4.5) last year

WELLS'S CAREER STATS

TACKLES	G	UA	A	Total	TFL	Yds	PD	FF	FR	Blkd	QBH
2015	8	10	6	16	7.5	64	0	0	0	0	5
2016	11	38	41	79	11.0	48	1	2	0	0	9
2017	11	43	31	74	11.0	49	4	0	0	0	11
2018	3	14	10	24	3.0	6	0	0	0	0	2
TOTAL	33	105	88	193	32.5	167	5	2	0	0	27

SACKS

	G	UA	A	Total	Yds
2015	8	5	0	5.0	49
2016	11	4	3	5.5	34
2017	11	4	1	4.5	28
2018	3	0	1	0.5	3
TOTAL	33	13	5	15.5	114

WELLS'S CAREER HIGHS

Tackles:	13, 3 times
Sacks:	2.0, 3 times
Tackles for loss:	3.0, North Texas, 09-22-18



Devin
PEARSON - DL
R-Jr. - 5-11 - 315
Liberty Township, Ohio (Lakota West HS/Mt. San Jacinto College)

34

- Recorded two solo stops during his debut with the Flames during Liberty's win over Old Dominion
- Doubled his tackle total against Army, finishing the contest with four stops (1 solo, 3 assisted)
- Transferred to Liberty from Mt. San Jacinto College in San Jacinto, Calif.
- Signed with the Flames during the December signing period and joined the team for spring workouts in 2018
- Recorded 31 tackles (nine solo, 22 assisted) as a freshman at Mt. San Jacinto, including two sacks and five tackles for a loss
- Finished his sophomore season with 55 tackles (22 solo, 33 assisted), including two sacks and four tackles for a loss
- Also added a forced fumble and a pass breakup during his final season with the Eagles, helping him earn all-conference honors
- Graduated from Lakota West High School in West Chester Township, Ohio
- Finished his senior year of high school with 96 tackles (61 solo, 35 assisted), six tackles for a loss and three sacks

PEARSON'S CAREER STATS

TACKLES	G	UA	A	Total	TFL	Yds	PD	FF	FR	Blkd	QBH
2018	3	4	4	8	0.0	0	0	0	0	0	0
TOTAL	3	4	4	8	0.0	0	0	0	0	0	0

PEARSON'S CAREER HIGHS

Tackles:	4, at Army (09-08-18)
----------	-----------------------



Tolen
AVERY - DE
R-Sr. - 6-3 - 295
Galveston, Texas (Ball HS)

55

- Tied with fellow DL Juwan Wells for 33 career starts, including 24 consecutive games
- Started all 11 games at DT in 2017, finishing with a career-best 39 tackles
- Was slated to start at DE for the Old Dominion game, but moved back to DT just prior to kickoff and finished the contest with five tackles
- Started a NG against Army when the Flames switched to a 3-4 defense and finished the game with three tackles (1 solo, 2 assisted)
- Recorded three solo stops and two quarterback hurries during Liberty's season-opening win at Baylor on Sept. 2, 2017
- Career game against Kennesaw State, Oct. 14, 2017, finishing the contest with seven tackles including six solo stops
- Joined the starting lineup in 2016, making 10 starts at defensive tackle

AVERY'S CAREER STATS

TACKLES	G	UA	A	Total	TFL	Yds	PD	FF	FR	Blkd	QBH
2015	8	2	5	7	1.5	22	0	0	0	0	1
2016	11	5	14	19	1.5	4	0	0	2	0	1
2017	11	25	14	39	3.0	10	0	0	0	1	4
2018	3	2	8	10	0.5	2	0	0	0	0	0
TOTAL	33	34	41	75	6.5	38	0	0	2	1	6

SACKS

	G	UA	A	Total	Yds
2015	8	1	0	1.0	19
2016	11	1	0	1.0	3
2017	11	1	0	1.0	3
2018	3	0	0	0.0	0
TOTAL	33	3	0	3.0	25

AVERY'S CAREER HIGHS

Tackles:	7, Kennesaw State, 10-14-17
Sacks:	1.0, 3 times
Tackles for loss:	2.0, Monmouth 10-21-17

DEFENSIVE LINEMEN



Mitchell
HURTADO - DL

Sr. - 6-2 - 280
Anaheim, Calif. (Loara HS/Fullerton)

90

- Saw playing time in seven games during his first season with the Flames in 2017, finishing the year with five tackles
- Recorded a season-best four tackles against Kennesaw State on Oct. 14, 2017
- Transferred to Liberty from Fullerton College in Fullerton, Calif., where he played for two seasons
- Helped the Hornets finish the 2016 season with a 12-1 record and win the CCCAA State Championship
- Graduated from Loara High School
- Versatile athlete who also played basketball and volleyball

HURTADO'S CAREER STATS

TACKLES	G	UA	A	Total	TFL	Yds	PD	FF	FR	Blkd	QBH
2017	7	3	2	5	0.0	0	0	0	0	0	0
2018	3	1	1	2	0.0	0	0	0	0	0	0
TOTAL	10	4	3	7	0.0	0	0	0	0	0	0

HURTADO'S CAREER HIGHS

Tackles: 4, Kennesaw State, 10-14-17



Austin
LEWIS - DL

Fr. - 6-6 - 230
Jonesborough, Tenn. (David Crockett HS)

44

- First career start at Army, finishing the game with eight tackles (four solo, four assisted)
- Missed the first half of the North Texas game after a targeting penalty against Army
- Signed with the Flames during the December signing period
- Three-star recruit by 247Sports.com
- Also received offers from Appalachian State, Cincinnati, Colorado State, FAU, Kansas State, UMass, Memphis, Navy and UCF
- School record holder in career tackles (246) and tackles for a loss (37), while adding 12 sacks
- Ranked by Tennessee Gridiron Scouting as the No. 1 defensive end in East Tennessee
- Texas vs. World all-star game defensive MVP

LEWIS'S CAREER STATS

TACKLES	G	UA	A	Total	TFL	Yds	PD	FF	FR	Blkd	QBH
2018	3	4	4	8	0.0	0	0	0	1	0	0
TOTAL	3	4	4	8	0.0	0	0	0	1	0	0

LEWIS'S CAREER HIGHS

Tackles: 8, at Army, 09-08-18



Vincent
ELEFANTE - DL

Jr. - 6-4 - 285
Upland, Calif. (Upland HS/Chaffey College)

94

- Missed the first half of the Old Dominion game after a violation of team policy and finished his first career at Liberty with an assisted tackle
- Sat out the North Texas game due to a suspension after a violation of team policy
- Signed with the Flames during the December signing period and joined the team for spring workouts
- Transferring to Liberty from Chaffey College in Rancho Cucamonga, Calif.
- Also received an offer from Idaho
- Posted 26 tackles for the Panthers in 2017 (nine solo, 17 assisted)
- Also added four tackles for a loss, 0.5 sacks and a pass breakup
- Graduated from Upland High School in Upland, Calif.
- All-Southern Section, Inland Valley and Baseline League first-team selections
- Helped lead Upland High School to a pair of league titles
- Finished a game during his senior year against Mater Dei with 13 tackles for a loss, two sacks and a forced fumble
- Finished his senior year of high school with 18 tackles for a loss, 11.5 sacks and five forced fumbles

ELEFANTE'S CAREER STATS

TACKLES	G	UA	A	Total	TFL	Yds	PD	FF	FR	Blkd	QBH
2018	2	0	1	1	0.0	0	0	0	0	0	0
TOTAL	2	0	1	1	0.0	0	0	0	0	0	0

ELEFANTE'S CAREER HIGHS

Tackles: 1, Old Dominion, 09-01-18

LINEBACKERS



Solomon
AJAYI - LB
R-Jr. - 6-1 - 235
Plano, Texas (Liberty HS/Bakersfield)

14

- Started the first three games of the season and ranks second on the team in tackles (22)
- Has recorded a tackle for a loss in each of the first three games of the year
- Finished the Army game with nine tackles (three solo, six assisted), including a tackle for a loss
- Eight stops against North Texas, including 1.5 TFLs
- Redshirted during the 2017 season, his first at Liberty
- Transferred to Liberty from Bakersfield College in Bakersfield, Calif.
- Played for the Renegades during the 2015 season
- Finished 2015 with 50 tackles (28 solo, 22 assisted)
- Brother Jay was a fifth round draft pick by the Miami Dolphins in 2015 and played two seasons in Miami before being traded to the Philadelphia where he helped the Eagles win Super Bowl LII

AJAYI'S CAREER STATS

TACKLES	G	UA	A	Total	TFL	Yds	PD	FF	FR	Blkd	QBH
2018	3	8	14	22	3.0	4	0	0	0	0	0
TOTAL	3	8	14	22	3.0	4	0	0	0	0	0

AJAYI'S CAREER HIGHS

Tackles: 9, at Army, 09-08-18
Tackles for loss: 1.5, North Texas, 09-22-18



Remington
GREEN - LB
So. - 6-0 - 220
King George, Va. (King George HS)

47


- Finished with a career-best 8 tackles against Army (1 solo, 7 assisted), including 1.0 TFL
- Three stops against North Texas (two solo, one assisted)
- Saw playing time in all 11 games as a true freshman in 2017
- Finished the season with 11 tackles (four solo, seven assisted)
- Recorded a season-best five tackles, including four assisted tackles against Morehead State, Sept. 9, 2017
- Four-year letterwinner from King George High School in King George, Va.
- All-conference defensive end as a sophomore and junior

GREEN'S CAREER STATS

TACKLES	G	UA	A	Total	TFL	Yds	PD	FF	FR	Blkd	QBH
2017	11	4	7	11	0.5	2	0	0	0	0	0
2018	3	4	8	12	1.0	1	0	0	0	0	0
TOTAL	14	8	15	23	1.5	3	0	0	0	0	0

GREEN'S CAREER HIGHS

Tackles: 8, at Army, 09-08-18
Tackles for loss: 1.0, at Army, 09-08-18



Brandon
TILLMON - LB
Jr. - 6-0 - 210
Lexington, S.C. (River Bluff HS)

12

- Was not available for the Army game due to personal reasons
- Returned to the Flames' active lineup against North Texas, finishing the game with seven assisted tackles
- Started all 11 games of the season at strong safety in 2017
- Ranked second on Liberty's 2017 roster with 60 tackles (38 solo, 22 assisted)
- Also added 1.5 tackles for a loss (four yards), two interceptions, a quarterback hurry and a pass breakup during 2017 season
- Had four tackles against Baylor on Sept. 2, 2017, and intercepted a "Hail Mary" pass on the game's final play, sealing Liberty's win
- Registered a career-high 10 tackles in 2017 season finale at Charleston Southern, including eight solo tackles and a pass breakup

TILLMON'S CAREER STATS

INTERCEPTIONS	G	No.	Yds	TD	Lg	Avg/R
2016	10	0	0	0	0	0.0
2017	11	2	2	0	4	2.0
2018	1	0	0	0	0	0.0
TOTAL	23	2	2	0	4	2.0

TACKLES	G	UA	A	Total	TFL	Yds	PD	FF	FR	Blkd	QBH
2016	10	19	5	24	2.0	3	0	0	0	0	0
2017	11	38	22	60	1.5	4	3	0	0	0	1
2018	2	0	8	8	0.5	1	1	0	0	0	0
TOTAL	23	57	35	92	4.0	8	4	0	0	0	1

TILLMON'S CAREER HIGHS

Interceptions: 1, at Baylor, 09-02-17; Duquesne, 11-04-17
Tackles: 10, at Charleston Southern, 11-18-17
Sacks: 0.5, Saint Francis (Pa.), 09-30-17
Tackles for loss: 2.0, Jacksonville, 09-10-16



David
KING - LB
R-Sr. - 6-1 - 220
Stuarts Draft, Va. (Riverheads HS)

48

- 2018 Team Captain
- Started his second career game during Liberty's season opening win over Old Dominion, finishing the contest with a career high five tackles (three solo, two assisted)
- Backup long snapper to Austin Mock
- Backed up All-American LS Hunter Winstead for three seasons, while also appearing in 28 games as a reserve linebacker
- Has appeared in 11 games in each of the last two seasons (2016, 2017)
- Posted four stops, including three assisted tackles, against both Morehead State and Indiana State in 2017
- Father, Ken King, played football at SMU
- Grandfather played football at Virginia Tech

KING'S CAREER STATS

TACKLES	G	UA	A	Total	TFL	Yds	PD	FF	FR	Blkd	QBH
2015	6	0	0	0	0.0	0	0	0	0	0	0
2016	11	1	3	4	0.0	0	0	0	0	0	0
2017	11	4	9	13	0.0	0	1	0	0	0	0
2018	3	5	4	9	0.5	0	0	0	0	0	0
TOTAL	31	10	16	26	0.5	0	1	0	0	0	0

KING'S CAREER HIGHS

Tackles: 5, Old Dominion, 09-01-18
Tackles for loss: 0.5, North Texas, 09-22-18

DEFENSIVE BACKS



Jeremy PETERS - CB
Sr. - 5-10 - 195
 Green Cove Springs, Fla. (Clay HS)

2

- 2017 Big South second-team all-conference
- 2017 team captain and 2018 team captain
- Has recorded at least one pass breakup during two of the first three games of the 2018 season and leads all Liberty defenders with 16 career pass breakups
- Tied for third on the team during Liberty's season opening win over Old Dominion, recording six solo tackles with a tackle for a loss and two pass breakups
- Tied for team high honors with nine tackles against North Texas (five solo, four assisted) and had his first career forced fumble
- Led the Flames with a career-high seven tackles against Baylor on Sept. 2, 2017
- Had three interceptions at Gardner-Webb in 2017, including a 15-yard return for a touchdown, tying for the second most INTs in a game in school history.
- Returned an interception 44 yards for a TD against Charleston Southern on Nov. 14, 2015

PETERS'S CAREER STATS

INTERCEPTIONS	G	No.	Yds	TD	Lg	Avg/R
2015	11	1	44	1	44	44.0
2016	8	0	0	0	0	0.0
2017	11	3	8	1	15	2.7
2018	3	0	0	0	0	0.0
TOTAL	33	4	52	2	44	13.0

TACKLES	G	UA	A	Total	TFL	Yds	PD	FF	FR	Blkd	QBH
2015	11	13	4	17	1.5	11	3	0	0	0	0
2016	8	11	2	13	0.0	0	3	0	1	0	0
2017	11	28	8	36	4.0	5	11	0	0	0	0
2018	3	13	5	18	1.0	1	3	1	0	0	0
TOTAL	33	65	19	84	6.5	19	20	1	1	0	0

PETERS'S CAREER HIGHS

Interceptions:	3, at Gardner-Webb, 10-28-17
Long interception return:	44, at Charleston So., 11-14-15
Tackles:	9, North Texas, 09-22-18
Sacks:	1.0, at Charleston So., 11-14-15 (1-0)
Tackles for loss:	2.0, Indiana St., 09-16-17 (2-0)



Isaac STEELE - S
So. - 6-0 - 180
 Phoenix, Ariz. (Centennial HS/Mesa CC)

13

- Finished his first game at Liberty with eight tackles against Old Dominion (three solo, five assisted)
- Picked up his first two career starts against Army and North Texas
- Four tackles against North Texas, including three assisted tackles
- Transferred to Liberty after playing one season at Mesa Community College in Mesa, Ariz.
- Signed with the Flames during the February signing period
- Also received an offer from Northern Arizona
- Finished the 2017 season with 47 tackles, seven pass breakups and an interception
- Helped the Thunderbirds advance to the Valley of the Sun Bowl
- Graduated from Centennial High School in Phoenix, Ariz.
- Two-star recruit coming out of high school

STEELE'S CAREER STATS

TACKLES	G	UA	A	Total	TFL	Yds	PD	FF	FR	Blkd	QBH
2018	3	7	8	15	1.0	2	0	0	0	0	0
TOTAL	3	7	8	15	1.0	2	0	0	0	0	0

STEELE'S CAREER HIGHS

Tackles:	8, Old Dominion, 09-01-18
Tackles for loss:	0.5, Old Dominion, 09-01-18; North Texas, 09-22-18



Geneca ESPINOZA, JR. - SPUR
R-So. - 6-1 - 215
 Arlington, Va. (Washington & Lee HS)

6

- Opened the 2018 season with five tackles (three solo, two assisted) and a pass breakup against Old Dominion
- Started at the free safety position at Army when the Flames switched to a 3-4 defense, finishing the game with six tackles (3 solo, 3 assisted) and a pass breakup
- Four tackles against North Texas (two solo, two assisted)
- Played in all 11 games in 2017, starting the last games of the season at SPUR
- Finished his first season on the field with 27 tackles, including 20 solo stops
- Also added a tackle for a loss, an interception and a quarterback hurry in 2017
- Posted four tackles at Gardner-Webb, Oct. 28, 2017
- A solo tackle and an interception against Duquesne on Nov. 4, 2017
- Had a breakout game during his first career start, finishing the Presbyterian game with a career-high 10 tackles, including nine solo stops, Nov. 11, 2017
- Registered seven tackles in 2017 season finale at Charleston Southern, including six solo tackles
- Father, Geneca Espinoza Sr., played linebacker at Jackson State

ESPINOZA'S CAREER STATS

INTERCEPTIONS	G	No.	Yds	TD	Lg	Avg/R
2017	11	1	2	0	2	2.0
2018	3	0	0	0	0	0.0
TOTAL	14	1	2	0	2	2.0

TACKLES	G	UA	A	Total	TFL	Yds	PD	FF	FR	Blkd	QBH
2017	11	20	7	27	1.0	3	1	0	0	0	0
2018	3	8	7	15	0.0	0	2	0	0	0	0
TOTAL	14	28	14	42	1.0	3	3	0	0	0	0

ESPINOZA'S CAREER HIGHS

Interceptions:	1, Duquesne, 11-04-17
Long interception return:	2, Duquesne, 11-04-17
Tackles:	10, Presbyterian, 11-11-17
Tackles for loss:	1.0, at Monmouth, 10-21-17



Bejour WILSON - CB
R-Jr. - 5-11 - 170
 San Lorenzo, Calif. (San Lorenzo HS/City Coll. of San Francisco)

20

- Two solo tackles at Army
- Got his first career start against North Texas and responded by recording six tackles (two solo, four assisted)
- Transferred to Liberty from City College of San Francisco in San Francisco, Calif., following the spring semester
- Signed with the Flames during the December signing period
- Also received offers from Alcorn State, New Mexico and Southeastern Louisiana
- Finished his two-year career with the Rams with 56 tackles (37 assisted, 19 solo), six tackles for a loss, two forced fumbles, five interceptions and 20 pass breakups
- Graduated from San Lorenzo High School in San Lorenzo, Calif.

WILSON'S CAREER STATS

TACKLES	G	UA	A	Total	TFL	Yds	PD	FF	FR	Blkd	QBH
2018	3	4	5	9	0.0	0	3	0	0	0	0
TOTAL	3	4	5	9	0.0	0	3	0	0	0	0

WILSON'S CAREER HIGHS

Tackles:	6, North Texas, 09-22-18
----------	--------------------------

DEFENSIVE BACKS



Malik
MATTHEWS - CB

R-Jr. - 5-11 - 195

Jacksonville, Fla. (Potter's House Christian)

24

- Doubled his career high during Liberty's season opener against Old Dominion, finishing the contest with six tackles (three solo, three assisted)
- Two assisted tackles at Army
- Saw playing time in 10 of Liberty's 11 games in 2017
- Finished the 2017 season with 12 tackles (10 solo, two assisted)
- Started the season with three solo tackles during Liberty's season-opening win at Baylor, Sept. 2, 2017
- Has two solo stops against St. Francis (Pa.) on Sept. 30, 2017
- Recorded three solo tackles against Duquesne, Nov. 4, 2017
- Solo tackle and a pass breakup against Presbyterian on Nov. 11, 2017

MATTHEWS'S CAREER STATS

TACKLES	G	UA	A	Total	TFL	Yds	PD	FF	FR	Blkd	QBH
2016	3	1	1	2	0.0	0	0	0	0	0	0
2017	10	10	2	12	0.0	0	1	0	0	0	0
2018	3	4	5	9	0.0	0	0	0	0	0	0
TOTAL	16	15	8	23	0.0	0	1	0	0	0	0

MATTHEWS'S CAREER HIGHS

Tackles: 6, Old Dominion, 09-01-18



Elijah
BENTON - S

R-Jr. - 6-1 - 205

Philadelphia, Pa. (Liberty Christian Academy)

31

- Matched a career high with eight tackles against Old Dominion and tied for team high tackling honors with fellow safety Isaac Steele
- Finished the Army game with six tackles (four solo, two assisted) and a pass breakup
- Six stops against North Texas, including four solo tackles
- Played in all 11 games in 2017, starting the final four games at free safety
- Finished the 2017 season with 31 tackles (22 solo, nine assisted)
- Ninth on the team with 22 solo stops in 2017
- Recorded two solo tackles during Liberty's season-opening win at Baylor, Sept. 2, 2017
- Posted a career-best eight tackles, including five solo stops, during a road win over Gardner-Webb, Oct. 28, 2017
- Finished with seven tackles, including five solo stops, against Duquesne, Nov. 4, 2017
- Registered seven stops, including four solo tackles, in 2017 season finale at Charleston Southern
- Brother, Greg, played football at Emory & Henry

BENTON'S CAREER STATS

TACKLES	G	UA	A	Total	TFL	Yds	PD	FF	FR	Blkd	QBH
2016	10	5	8	13	0.0	0	0	0	0	0	0
2017	11	22	9	31	0.0	0	0	0	0	0	0
2018	3	11	9	20	0.0	0	1	0	0	0	0
TOTAL	24	38	26	64	0.0	0	1	0	0	0	0

BENTON'S CAREER HIGHS

Tackles: 8, at Gardner-Webb, 10-28-17; Old Dominion, 09-01-18



Corbin
JACKSON - S

R-Sr. - 6-0 - 205

Charlotte, N.C. (Victory Christian Center School)

28

- Has started the most career games (27) of any current Flames defensive player, including 11 at spur in 2015 and 2017 and 16 at free safety between 2016 and 2017
- Ranks second among active players on Liberty's roster with 131 tackles and 11.0 TFLs
- Blocked a potential game-winning 23-yard field goal attempt as time expired to seal a win against Indiana State on Sept. 16, 2017, and earn Big South Special Teams Player of the Week recognition (Sept. 18)
- Also added seven stops against Indiana State and picked up two of his six career pass breakups against the Sycamores
- Finished the St. Francis (Pa.) game in 2017 with seven tackles, 1.0 TFL and one pass breakup
- Recorded his first career interception and added six tackles (five solo, one assisted) against Kennesaw State, Oct. 14, 2017
- Started at SPUR for the first time in 2017 at Monmouth, recorded an assisted tackle before leaving the game due to an injury
- Missed the 2017 Gardner-Webb and Duquesne games due to a lower body injury

JACKSON'S CAREER STATS

TACKLES	G	UA	A	Total	TFL	Yds	PD	FF	FR	Blkd	QBH
2015	11	31	16	47	6.5	28	1	0	0	0	2
2016	10	33	16	49	3.0	8	2	0	0	0	0
2017	9	18	14	32	1.5	6	4	0	0	1	0
2018	3	3	3	6	0.0	0	0	0	0	0	0
TOTAL	33	85	49	134	11.0	42	7	0	0	1	2

JACKSON'S CAREER HIGHS

Interceptions: 1, Kennesaw State, 10-14-17

Tackles: 9, at Southern Illinois, 09-26-15

Sacks: 0.5, Kennesaw State, 10-24-15

Tackles for loss: 2.0, at West Virginia, 09-12-15



Benjamin
ALEXANDER - S

R-Sr. - 6-1 - 185

Spring Mills, Pa. (Penns Valley HS)

43

- Saw playing time in 10 of 11 games in 2017
- Finished the 2017 season with six tackles (four solo, two assisted)
- Recorded a pair of tackles against St. Francis (Pa.) and Duquesne in 2017
- Added a fumble recovery during Liberty's win against Indiana State, Sept. 16, 2017
- Member of the Flames' special teams units
- Cousin, Emma Weakland, played volleyball at Winthrop
- Cousin, Mark Weakland, plays football at The Citadel
- Cousin, Josh Weakland, played football at Slippery Rock
- Cousin, Alex Weakland, played women's basketball at Shepherd

ALEXANDER'S CAREER STATS

TACKLES	G	UA	A	Total	TFL	Yds	PD	FF	FR	Blkd	QBH
2017	10	4	2	6	0.0	0	0	0	1	0	0
2018	3	2	0	2	0.0	0	0	0	0	0	0
TOTAL	13	6	2	8	0.0	0	0	0	1	0	0

ALEXANDER'S CAREER HIGHS

Tackles: 2, Saint Francis (Pa.), 09-30-17; Duquesne 11-04-17

Liberty Career Top 5

Passing Yards

1) Josh Woodrum/2012-15.....	10,266
2) Robby Justino/1989-92.....	9,548
3) Paul Johnson/1985-89.....	7,397
4) Brock Smith/2005-08.....	7,036
5) Antwan Chiles/1993-95.....	6,336
Stephen Calvert/2016-Present.....	6,168

Touchdown Passes

1) Robby Justino/1989-91.....	64
2) Josh Woodrum/2012-15.....	61
3) Stephen Calvert/2016-Present.....	51
4) Brock Smith/2005-08.....	50
5) Paul Johnson/1985-89.....	49

Total Offense

1) Josh Woodrum/2012-15.....	10,690
2) Robby Justino/1989-91.....	8,806
3) Mike Brown/2008-11.....	7,947
4) Brock Smith/2005-08.....	7,189
5) Paul Johnson/1985-89.....	6,915
Stephen Calvert/2016-Present.....	5,950

Receptions

1) Darrin Peterson/2012-15.....	215
2) Chris Summers/2008-11.....	188
3) Pat Nelson/1988-91.....	176
4) Pat Kelly/2009-12.....	162
5) Kelvin Edwards/1982-85.....	158
Antonio Gandy-Golden/2016-Present.....	104
B.J. Farrow/2015-Present.....	103
Damian King/2015-Present.....	100

Receiving Yards

1) Darrin Peterson/2012-15.....	3,170
2) Chris Summers/2008-11.....	2,712
3) Kelvin Edwards/1982-85.....	2,546
4) Pat Nelson/1988-91.....	2,447
5) Courtney Freeman/1994-97.....	2,381
Antonio Gandy-Golden/2016-Present.....	1,518
B.J. Farrow/2015-Present.....	1,443
Damian King/2015-Present.....	1,078

Touchdown Receptions

1) Darrin Peterson/2012-15.....	27
2) Chris Summers/2008-11.....	26
3) Kelvin Edwards/1982-85.....	22
4) Courtney Freeman/1994-97.....	21
5T) James McKnight/1991-93.....	17
5T) Scott Queen/1986-90.....	17
5T) B.J. Farrow/2015-Present.....	17
Antonio Gandy-Golden/2016-Present.....	16

Liberty Career Top 5

Kickoff Returns

1) Adrian Hall/2001-03.....	87
2) Adrian Cherry/1990-93.....	63
3) Scott Thomas/1989-93.....	62
4) Frankie Hickson/2016-Present.....	59
5) Carlton Wilkerson/1983-86.....	57

Kicker Scoring

1) Matt Bevins/2008-11.....	309
2) John Lunsford/2012-15.....	294
3) Phillip Harrelson/1995-98.....	250
4) Daniel Whitehead/1991-94.....	238
5) Mark DeMoss/1980-83.....	185
Alex Probert/2016-Present.....	158

Touchdowns Responsible For

1) Josh Woodrum/2012-15.....	77
2) Mike Brown/2008-10.....	74
3) Robby Justino/1989-92.....	66
4) Brock Smith/2005-08.....	54
5) Stephen Calvert/2016-Present.....	52

Field Goals Made

1) Matt Bevins/2008-11.....	58
2) John Lunsford/2012-15.....	48
3) Daniel Whitehead/1991-94.....	43
4) Phillip Harrelson/1995-98.....	35
5) Mark DeMoss/1980-83.....	31
Alex Probert/2016-Present.....	29

Extra Points Made

1) John Lunsford/2012-15.....	150
2) Phillip Harrelson/1995-98.....	142
3) Matt Bevins/2008-11.....	135
4) Daniel Whitehead/1991-94.....	109
5) Jay Kelley/1999-2002.....	94
Alex Probert/2016-Present.....	71

Quarterback Sacks

1) Chima Uzowihe/2012-15.....	25.0
2) Aaron DeBerry/2000-03.....	22.0
3) Rodney Degrate/1994-96.....	19.0
4) Larkin Harsey/1989-92.....	18.0
5) Eric Simmons/1979-82.....	17.0
Juwan Wells/2015-Present.....	15.5

Tackles for Loss

1) Aaron DeBerry/2000-03.....	45.0
2) Chima Uzowihe/2012-15.....	44.0
3) Seth Reichart/2001-04.....	41.0
4) Jason Wells/1998-2000.....	40.0
5) Damon Bomar/1993-96.....	35.0
Juwan Wells/2015-Present.....	32.5

Liberty Single-Season Top 5

Passing Yards

1) Stephen Calvert/2017.....	3,363
2) Phil Basso/1984.....	3,226
3) Robby Justino/1991.....	3,176
4) Robby Justino/1990.....	3,076
5) Mike Brown/2010.....	2,956

Passing Completions

1T) Robby Justino/1991 & Stephen Calvert/2017.....	257
3) Phil Basso/1984.....	250
4) Josh Woodrum/2015.....	242
5) Biff Parson/2000.....	231

Touchdown Passes

1) Stephen Calvert/2017.....	29
2T) Phil Basso/1984 & Robby Justino/1990.....	24
4) Mike Brown/2010.....	23
5T) 5 players tied at.....	19

Receiving Touchdowns

1) Chris Summers/2010.....	15
2) Darrin Peterson/2014.....	12
3T) Eric Green/1989, B.J. Farrow/2017 & Antonio Gandy-Golden/2017.....	10

Liberty Single-Game Records Owned by Current Players

Passing Yardage

Stephen Calvert vs. Baylor/2017.....	447
--------------------------------------	-----

Passing Attempts

Stephen Calvert vs. Baylor/2017.....	60
--------------------------------------	----

Passing Completions

Stephen Calvert vs. Baylor/2017.....	44
--------------------------------------	----

Receiving Touchdowns

B.J. Farrow vs. Morehead State/2017.....	3
Antonio Gandy-Golden vs. ODU/2018 & 13 other occurrences.....	3

Field Goals Made

Alex Probert vs. Baylor/2017 & 5 other occurrences.....	4
---	---

Career 300+ Yard Passing Games

#12 Stephen Calvert (8)

Date	Opponent	C-A-Int	Yds	TD
10/1/16	Robert Morris	23-37-0	340	4
10/22/16	Monmouth	27-34-2	350	3
9/2/17	Baylor	44-60-0	447	3
9/16/17	Indiana State	30-42-1	379	4
10/21/17	Monmouth	25-50-0	408	5
10/28/17	Gardner-Webb	21-34-0	333	2
11/11/17	Presbyterian	14-26-0	311	3
9/1/18	Old Dominion	25-36-0	345	4
9/8/18	Army	19-37-1	307	2

Career 100+ Yard Rushing Games

#9 Kentory Matthews (2)

Date	Opponent	No.	Yds	TD
9/9/17	Morehead State	13	103	2
9/1/18	Old Dominion	17	101	1

#23 Frankie Hickson (1)

Date	Opponent	No.	Yds	TD
9/10/16	Jacksonville	14	116	2

Career 100+ Yard Receiving Games

#11 Antonio Gandy-Golden (6)

Date	Opponent	No.	Yds	TD
9/2/17	Baylor	13	192	2
9/16/17	Indiana State	7	171	1
9/23/17	Jacksonville State	7	126	0
10/21/17	Monmouth	9	127	2
10/28/17	Gardner-Webb	4	123	1
11/18/17	Charleston Southern	10	113	2

#82 B.J. Farrow (3)

Date	Opponent	No.	Yds	TD
9/26/15	Southern Illinois	8	101	0
9/9/17	Morehead State	6	177	3
10/21/17	Monmouth	3	126	1

#7 Damian King (2)

Date	Opponent	No.	Yds	TD
10/28/17	Gardner-Webb	8	108	1
9/8/18	Army	8	172	1

#5 DJ Stubbs (1)

Date	Opponent	No.	Yds	TD
9/1/18	Old Dominion	7	155	1

2018 Pass Plays of 20+ Yards (6)

Quarterback	No.	Long
#12 Stephen Calvert	16	62

Receiver	No.	Long
#5 DJ Stubbs	6	55
#7 Damian King	3	62
#82 B.J. Farrow	3	37
#11 Antonio Gandy-Golden	3	30
#2 Kevin Shaa	1	48

2018 Run Plays of 20+ Yards (3)

Rusher	No.	Long
#9 Kentory Matthews	2	57
#25 Peyton Pickett	1	53

LIBERTY TEAM

50+ Points
 60+ Points
 70+ Points
 Was shut out
 Shut a team out at home
 Shut out a conf. opponent at home
 Shut a team out on the road
 Shut out a conf. opponent on the road
 Overtime game
 30+ first downs
 50+ rushing attempts
 60+ rushing attempts
200+ Yards Rushing
 300+ Yards Rushing
 400+ Yards Rushing
 Less than 100 Yards Rushing
 Less than 50 Yards Rushing
 Less than 25 Yards Rushing
 50+ pass attempts
 60+ pass attempts
300+ Yards Passing
 400+ Yards Passing
 Less than 100 Yards Passing
500+ Yards Total Offense
 600+ Yards Total Offense
 Less than 200 Yards Total Offense
 Less than 150 Yards Total Offense
 90+ offensive plays
 Forced 5 Turnovers
 Intercepted 4 Passes
 Had 0 Turnovers

52 vs. Old Dominion, Sept. 1, 2018
 73 vs. Kentucky Wesleyan, Sept. 28, 2013
 73 vs. Kentucky Wesleyan, Sept. 28, 2013
 at William & Mary, Sept. 24, 2005 (0-56)
 Gardner-Webb, Oct. 25, 2014 (34-0)
 Gardner-Webb, Oct. 25, 2014 (34-0)
 Presbyterian, Nov. 5, 2016 (16-0)
 Presbyterian, Nov. 5, 2016 (16-0)
 vs. Gardner-Webb, Oct. 29, 2016 (won 23-20 in OT)
 30 vs. Presbyterian, Nov. 11, 2017
 50 vs. Presbyterian, Nov. 11, 2017
 61 vs. Charleston So., Oct. 30, 2004
283 vs. Old Dominion, Sept. 1, 2018
 317 vs. Presbyterian, Nov. 11, 2017
 429 at Presbyterian, Oct. 13, 2012
 51 at Charleston So., Nov. 18, 2017
 31 at Jacksonville St., Sept. 23, 2017
 -23 at Coastal Carolina, Nov. 17, 2016
 50 at Monmouth, Oct. 21, 2017
 60 at Baylor, Sept. 2, 2017
307 at Army, Sept. 8, 2018
 408 at Monmouth, Oct. 21, 2017
 51 at Presbyterian, Nov. 5, 2016
591 vs. Old Dominion, Sept. 1, 2018
 628 vs. Presbyterian, Nov. 11, 2017
 181 vs. Jacksonville State, Sept. 24, 2016
 145 at William & Mary, Sept. 24, 2005
 100 vs. Duquesne, Nov. 4, 2017
 5 vs. Stony Brook, Nov. 17, 2012
 4 vs. Charleston So., Nov. 15, 2014
 vs. Duquesne, Nov. 4, 2017

LIBERTY INDIVIDUAL RUSHING

100+ Yards Rushing
 150+ Yards Rushing
 200+ Yards Rushing
 QB Rushed for 100 Yards
 Two Players with 100+ Yards Rushing
 Three Players with 100+ Yards Rushing
Had a run of 50+ yards
 Had a run of 60+ yards
 Had a run of 70+ yards
 Had a run of 80+ yards
 Had 30+ Rushing Attempts
 Had 35+ Rushing Attempts
 Had 40+ Rushing Attempts
 3+ Rushing Touchdowns
 4+ Rushing Touchdowns
 5+ Rushing Touchdowns

101, Kentory Matthews vs. Old Dominion, Sept. 1, 2018
 151, Carrington Mosley vs. Duquesne, Nov. 4, 2017
 220, Rashad Jennings at Youngstown St., Sept. 27, 2008
 160, Mike Brown vs. Stony Brook, Nov. 20, 2010
 137, Carrington Mosley and 100, Todd Macon at Presbyterian, Nov. 5, 2016
 Never
50, Kentory Matthews at Army, Sept. 8, 2018
 65, Todd Macon vs. Monmouth, Oct. 22, 2016
 70, Mike Brown at Stony Brook, Nov. 21, 2009
 82, Danny Broggin vs. Coastal Carolina, Oct. 17, 2009
 30, Carrington Mosley vs. Duquesne, Nov. 4, 2017
 35, D.J. Abnar at Coastal Carolina, Nov. 22, 2014
 40, Eugene Goodman vs. Hofstra, Nov. 22, 2003
 3, Desmond Rice at Georgia State, Oct. 3, 2015
 4, Aldreakis Allen at Presbyterian, Oct. 13, 2012
 5, Kim Raynor vs. Ferrum, Nov. 3, 1979

LIBERTY INDIVIDUAL PASSING

300+ Yards Passing
 400+ Yards Passing
 Had 30+ Completions
 Had 40+ Completions
Had 40+ Attempts
 Had 50+ Attempts
 Had 60+ Attempts
50+ Yard Pass
 80+ Yard Pass
 90+ Yard Pass
Had 3+ TD Passes
Had 4+ TD Passes
 Had 5+ TD Passes
 Had 6+ TD Passes

307, Stephen Calvert at Army, Sept. 8, 2018
 408, Stephen Calvert at Monmouth, Oct. 21, 2017
 30, Stephen Calvert vs. Indiana St., Sept. 16, 2017
 44, Stephen Calvert at Baylor, Sept. 2, 2017
40, Stephen Calvert vs. North Texas, Sept. 22, 2018
 50, Stephen Calvert at Monmouth, Oct. 21, 2017
 60, Stephen Calvert at Baylor, Sept. 2, 2017
62, Stephen Calvert at Army, Sept. 8, 2018
 80, Josh Woodrum vs. Kennesaw State, Oct. 24, 2015
 91, Biff Parson at Charleston So., Nov. 10, 2001
4, Stephen Calvert vs. Old Dominion, Sept. 1, 2018
4, Stephen Calvert vs. Old Dominion, Sept. 1, 2018
 5, Stephen Calvert at Monmouth, Oct. 21, 2017
 6, Phil Basso vs. Mars Hill, Oct. 6, 1984

LIBERTY INDIVIDUAL RECEIVING

Caught 10+ Passes
 Two Players Caught 10+ Passes
100+ Yards Receiving
 200+ Yards Receiving
 Two Players with 100+ Yards Receiving
 Three Players with 100+ Yards Receiving
Had 2+ TD Catches
Had 3+ TD Catches
 100+ Yards Receiving by a RB
50+ Yard Reception
 80+ Yard Reception
 90+ Yard Reception

10, Antonio Gandy-Golden at Charleston So., Nov. 18, 2017
 13, Antonio Gandy-Golden and 10, Damian King at Baylor, Sept. 2, 2017
172, Damian King at Army, Sept. 8, 2018
 240, Chris Summers at Stony Brook, Nov. 19, 2011
 123, Antonio Gandy-Golden and 108, Damian King at Gardner-Webb, Oct. 28, 2017
 129, Chris Summers, 115, Pat Kelly and 110, B.J. Hayes vs. St. Francis, Pa., Sept. 4, 2010
3, Antonio Gandy-Golden vs. Old Dominion, Sept. 1, 2018
3, Antonio Gandy-Golden vs. Old Dominion, Sept. 1, 2018
 128, D.J. Jordan vs. Charleston So., Nov. 11, 2000
62, Damian King at Army, Sept. 8, 2018
 80, Darrin Peterson vs. Kennesaw State, Oct. 24, 2015
 91, Travis Burns vs. Charleston So., Nov. 10, 2001

LIBERTY INDIVIDUAL DEFENSE

Had 10+ Tackles
 Had 15+ Tackles
 Had 2+ Interceptions
 Had 3+ Interceptions
 INT Return for a TD
 Fumble Return for a TD
 Had 4+ Tackles for Loss
 Had 5+ Tackles for Loss
 Had 2+ Sacks
 Had 3+ Sacks
 Blocked a Punt
 Blocked a FG
 Blocked a PAT
 Recorded a Safety

13, Juwan Wells at Army, Sept. 8, 2018
 15, Jimmy O'Grady vs. Kennesaw State, Oct. 24, 2015
 3, Jeremy Peters at Gardner-Webb, Oct. 28, 2017
 3, Jeremy Peters at Gardner-Webb, Oct. 28, 2017
 15, Jeremy Peters at Gardner-Webb, Oct. 28, 2017
 71, Alpha Jalloh at Virginia Tech, Sept. 3, 2016
 4, Nick Sigmon vs. Charleston So., Nov. 3, 2012
 5, Aaron DeBerry at Charleston So., Nov. 1, 2003
 2, Juwan Wells at Charleston So., Nov. 18, 2017
 4, Aaron DeBerry at Charleston So., Nov. 1, 2003
 Jimmy O'Grady at Gardner-Webb, Oct. 26, 2013
 Dia'Vante Brown at Gardner-Webb, Oct. 28, 2017
 Tolen Avery vs. St. Francis (Pa.), Sept. 30, 2017
 vs. Jacksonville State, Sept. 24, 2016

LIBERTY INDIVIDUAL MISCELLANEOUS

KR for a TD
 Game-Opening KR for a TD
 PR for a TD
 Returned a Blocked Punt for a TD
 Returned a Blocked FG for a TD
 Returned a PAT for a score
 Scored 4+ TDs in a game
 Passed for 200 Yards & Rushed for 100
 Passed for 300 Yards & Rushed for 100
300-yd Passer, 100-yd Rusher, 100-yd Receiver
100-yd Rusher, 100-yd Receiver
 Punted the Ball 60+ Yards
 Punted the Ball 70+ Yards
 Kicked a 50+ Yard FG
 Made 3+ FG
 Made 4+ FG

99, Frankie Hickson at Kennesaw State, Oct. 15, 2016
 85, Danny Broggin vs. Gardner-Webb, Nov. 6, 2010
 71, Zac Parker at Gardner-Webb, Oct. 10, 2015
 30, Andrew Jauch blocked & returned vs. Kentucky Wesleyan, Sept. 28, 2013
 59, Erick Harris blocked and Jordan Alford returned vs. Elon, Nov. 20, 2004
 Seth Reichart blocked and Kevin Moon returned for the defensive 2-point conversion at Chattanooga, Nov. 13, 2004
 4, Aldreakis Allen at Presbyterian, Oct. 13, 2012
 Mike Brown, 334 passing/160 rushing vs. Stony Brook, Nov. 20, 2010
 Mike Brown, 334 passing/160 rushing vs. Stony Brook, Nov. 20, 2010
Stephenson Calvert, 345 passing
Kentory Matthews, 101 rushing
DJ Stubbs, 155 receiving, vs. Old Dominion, Sept. 1, 2018
Kentory Matthews, 101 rushing
DJ Stubbs, 155 receiving, vs. Old Dominion, Sept. 1, 2018
 62, Trey Turner at Charleston So., Nov. 18, 2017
 71, Mike Larsson at Charleston So., Oct. 24, 2009
 50, Alex Probert at Kennesaw State, Oct. 15, 2016
 3, Alex Probert vs. Morehead State, Sept. 9, 2017
 4, Alex Probert at Baylor, Sept. 2, 2017

Old Dominion (1-1)

10/5/13 L 17-21 Norfolk, Va.
9/1/18 W 52-10 Lynchburg

*Liberty is 1-1 all-time vs. Conference USA opponents.
0-1 vs. North Texas
1-0 vs. Old Dominion
(Liberty's first meeting with Old Dominion came when the Monarchs were an FBS independent.)*

Future Scheduled Games vs. Old Dominion:

10/18/21 Lynchburg
10/24/22 Norfolk, Va.

Army (0-1)

9/8/18 L 14-38 West Point, N.Y.

*Liberty is 0-5 all-time vs. FBS independents.
0-1 vs. Army
0-0 vs. New Mexico State
0-1 vs. Northern Illinois
0-1 vs. Old Dominion
0-1 vs. UCF
0-0 vs. UMass
0-1 vs. USF*

Future Scheduled Games vs. Army:

11/27/21 Lynchburg
9/20/25 West Point, N.Y.
11/28/26 Lynchburg

Norfolk State (4-2)

11/8/97 W 17-6 Norfolk, Va.
11/7/98 W 45-12 Lynchburg
11/8/03 W 69-21 Lynchburg
11/19/05 L 17-34 Norfolk, Va.
9/8/12 L 24-31 Lynchburg
9/6/14 W 17-0 Norfolk, Va.
12/1/18 Lynchburg

Liberty is 19-12 all-time vs. MEAC opponents.

*10-5 vs. Delaware State
2-2 vs. Hampton
1-0 vs. Howard
3-1 vs. Morgan State
2-2 vs. Norfolk State
1-2 vs. North Carolina A&T*

(Liberty's first two meetings with Norfolk State came when the Spartans were an FCS independent.)

North Texas (First Meeting)

9/22/18 L 7-47 Lynchburg

*Liberty is 1-1 all-time vs. Conference USA opponents.
0-1 vs. North Texas
1-0 vs. Old Dominion*

Future Scheduled Games vs. North Texas:

10/23/21 Denton, Texas

New Mexico (First Meeting)

9/29/18 Albuquerque, N.M.

*Liberty is 0-0 all-time vs. Mountain West opponents.
0-0 vs. New Mexico*

Future Scheduled Games vs. New Mexico:

9/28/19 Lynchburg

New Mexico State (First Meetings)

10/6/18 Las Cruces, N.M.
11/24/18 Lynchburg

Liberty is 0-5 all-time vs. FBS independents.

*0-1 vs. Army
0-0 vs. New Mexico State
0-1 vs. Northern Illinois
0-1 vs. Old Dominion
0-1 vs. UCF
0-0 vs. UMass
0-1 vs. USF*

Future Scheduled Games vs. New Mexico State:

10/5/19 Las Cruces, N.M.
11/30/19 Lynchburg

Troy (1-1)

10/17/92 W 9-7 Lynchburg
10/9/93 L 13-35 Troy, Ala.
10/13/18 Lynchburg

Liberty is 2-0 all-time vs. Sun Belt opponents.

*1-0 vs. Appalachian State
1-0 vs. Georgia State
0-0 vs. Troy
(Liberty's first two meetings with Troy came when the Trojans were an FCS independent.)*

Future Scheduled Games vs. Troy:

9/11/21 Troy, Ala.

Idaho State (First Meeting)

10/20/18 Lynchburg

Liberty is 1-3 all-time vs. Big Sky opponents.

*0-2 vs. Boise State
0-0 vs. Idaho State
1-1 vs. Montana*

Liberty in Overtime (6-8 record)

9/21/96	at Morgan State	L, 28-34
10/12/97	Hampton	L, 27-33
10/3/98	Charleston Southern	W, 28-21
10/24/98	Buffalo	W, 27-24
11/2/02	Eastern Kentucky	L, 28-35
11/22/03	Hofstra	W, 49-42
10/22/05	Coastal Carolina	L, 21-27 (30T)
9/15/07	at William & Mary	L, 41-48 (20T)
10/29/11	Presbyterian	W, 27-20 (20T)
10/19/13	Coastal Carolina	L, 52-55 (20T)
10/4/14	Richmond	L, 39-46 (20T)
10/11/14	at Appalachian State	W, 55-48
10/17/15	at Monmouth	L, 17-20
10/29/16	Gardner-Webb	W, 23-20

UMass (First Meeting)

11/3/18 Amherst, Mass.

*Liberty is 0-5 all-time vs. FBS independents.
0-1 vs. Army
0-0 vs. New Mexico State
0-1 vs. Northern Illinois
0-1 vs. Old Dominion
0-1 vs. UCF
0-0 vs. UMass
0-1 vs. USF*

Future Scheduled Games vs. UMass:

11/2/19 Amherst, Mass.
11/28/20 Lynchburg
11/6/21 Lynchburg
10/29/22 Amherst, Mass.
11/11/23 Lynchburg
11/16/24 Amherst, Mass.
11/1/25 Lynchburg

Virginia (First Meeting)

11/10/18 Charlottesville, Va.

Liberty is 0-5 all-time vs. ACC opponents.

*0-1 vs. NC State
0-1 vs. North Carolina
0-0 vs. Virginia
0-1 vs. Virginia Tech
0-2 vs. Wake Forest*

Future Scheduled Games vs. Virginia:

11/23/19 Charlottesville, Va.
11/7/20 Charlottesville, Va.
9/11/21 Lynchburg
9/15/29 Lynchburg
9/14/30 Charlottesville, Va.

Auburn (First Meeting)

11/17/18 Auburn, Ala.

Liberty is 0-0 all-time vs. SEC opponents.

0-0 vs. Auburn

New Mexico State (First Meetings)

10/6/18 Las Cruces, N.M.
11/24/18 Lynchburg

Liberty is 0-5 all-time vs. FBS independents.

*0-1 vs. Army
0-0 vs. New Mexico State
0-1 vs. Northern Illinois
0-1 vs. Old Dominion
0-1 vs. UCF
0-0 vs. UMass
0-1 vs. USF*

Future Scheduled Games vs. New Mexico State:

10/5/19 Las Cruces, N.M.
11/30/19 Lynchburg

GAME 1: OLD DOMINION

OLD DOMINION 10
LIBERTY 52

Sept. 1, 2018 at Williams Stadium (att.: 20,425)

SCORING	1	2	3	4	T
Old Dominion	3	7	0	0	10
Liberty	14	0	10	28	52

SCORING SUMMARY:

FIRST QUARTER

13:04 LU Stubbs 35 yd pass from Calvert (Peart)
9:13 LU Gandy-Golden 4 yd pass from Calvert (Peart)
6:05 ODU Rice 48 yd field goal

SECOND QUARTER

9:55 ODU Williams 1 yd run (Rice)

THIRD QUARTER

4:58 LU Peart 20 yd field goal
2:25 LU Matthews 57 yard run (Peart)

FOURTH QUARTER

13:42 LU Gandy-Golden 10 yd pass from Calvert (Peart)
12:22 LU Gandy-Golden 22 yd pass from Calvert (Peart)
7:56 LU Pickett 53 yd run (Peart)
6:30 LU Pickett 2 yd run (Peart)

TEAM STATS	ODU	LIBERTY
FIRST DOWNS	18	29
RUSHES-YARDS (NET)	39-129	38-238
PASSING YDS (NET)	172	353
Passes Comp-Att-Int	18-34-0	26-37-0
TOTAL OFFENSE PLAYS-YARDS	73-301	75-591
Average Gain Per Play	4.1	7.9
Fumble Returns-Yards	0-0	0-0
Punt Returns-Yards	1-15	1-(-1)
Kickoff Returns-Yards	6-126	2-19
Interception Returns-Yards	0-0	0-0
Punts (Number-Avg)	7-33.6	4-36.0
Fumbles-Lost	2-2	1-1
Penalties-Yards	8-75	6-58
Possession Time	30:31	29:29
Third-Down Conversions	3 of 16	5 of 13
Fourth-Down Conversions	2 of 4	1 of 2
Red-Zone Scores-Chances	1-2	4-5
Sacks By: Number-Yards	0-0	1-5

INDIVIDUAL STATS

RUSHING: Liberty-Matthews, K. 17-101; Pickett, P. 10-87; Boyd, F. 4-33; Hickson, F. 4-21; Team 3-(-4)
Old Dominion-Williams, S. 10-43; Cox, J. 12-34; Sinclair, B. 4-24; Harper, I. 2-18; Strong, K. 7-16; Brown, D. 1-4; Jackson, G. 1-(-1); Fox, M. 1-(-4); LaRussa, B. 1-(-5)

PASSING: Liberty-Calvert, S. 25-36-0-345; Cunningham, M. 1-1-0-8
Old Dominion-Williams, S. 14-30-0-132; LaRussa, B. 4-4-0-40

RECEIVING: Liberty-Stubbs, DJ 7-155; Gandy-Golden, A. 6-53; Farrow, B. J. 4-49; Shaa, K. 2-48; Hickson, F. 2-14; Foutz, Z. 2-13; McConnell, L. 1-10; Coleman, K. 1-8; Ogbeifun, F. 1-3
Old Dominion-Duhart, J. 7-83; Harper, I. 6-21; Fulgham, T. 2-34; Cox, J. 1-24; Brown, D. 1-7; Jackson, G. 1-3

GAME 2: AT ARMY

LIBERTY 14
ARMY 38

Sept. 8, 2018 at Michie Stadium (att.: 25,133)

SCORING	1	2	3	4	T
Liberty	0	0	14	0	14
Army	14	3	7	14	38

SCORING SUMMARY:

FIRST QUARTER

3:11 A Holt 25 yd run (Salyers)
1:27 A Woolfolk 26 yd run (Salyers)

SECOND QUARTER

0:00 A Salyers 42 yd field goal

THIRD QUARTER

13:40 A Hayes 44 yd pass from Hopkins Jr. (Salyers)
13:05 LU King 28 yd pass from Calvert (Peart)
5:39 LU Farrow 28 yd pass from Calvert (Peart)

FOURTH QUARTER

11:47 A Woolfolk 2 yd run (Salyers)
7:13 A Slomka 2 yd run (Salyers)

TEAM STATS	LIBERTY	ARMY
FIRST DOWNS	21	28
RUSHES-YARDS (NET)	23-110	74-449
PASSING YDS (NET)	307	61
Passes Comp-Att-Int	19-37-1	2-8-0
TOTAL OFFENSE PLAYS-YARDS	60-417	82-510
Average Gain Per Play	6.9	6.2
Fumble Returns-Yards	0-0	1-33
Punt Returns-Yards	1-5	1-22
Kickoff Returns-Yards	2-38	0-0
Interception Returns-Yards	0-0	1-0
Punts (Number-Avg)	6-30.7	6-36.8
Fumbles-Lost	2-2	0-0
Penalties-Yards	6-27	7-100
Possession Time	18:30	41:30
Third-Down Conversions	5 of 12	6 of 14
Fourth-Down Conversions	0 of 1	2 of 2
Red-Zone Scores-Chances	0-0	2-2
Sacks By: Number-Yards	0-0	2-15

INDIVIDUAL STATS

RUSHING: Liberty-Matthews, K. 9-81; Pickett, P. 8-46; King, D. 2-6; Hickson, F. 1-4; Shaa, K. 1-(-12); Calvert, S. 2-(-15)
Army-Woolfolk, D. 17-98; Cooper, F. 10-81; Holt, C. 6-72; Slomka, C. 12-71; Hopkins Jr., K. 12-59; Walker, K. 7-32; Davidson, A. 4-18; Hobbs, A. 4-16; Langdon, L. 2-2

PASSING: Liberty-Calvert, S. 19-37-1-307
Army-Hopkins Jr., K. 2-7-0-61; Langdon, L. 0-1-0-0

RECEIVING: Liberty-King, D. 8-172; Gandy-Golden, A. 3-33; Farrow, B. J. 2-49; Matthews, K. 2-21; Ogbeifun, F. 2-19; Stubbs, DJ 1-19; Pickett, P. 1-(-6)
Army-Hayes, C. 1-44; Walker, K. 1-17

GAME 3: NORTH TEXAS

NORTH TEXAS 47
LIBERTY 7

Sept. 22, 2018 at Williams Stadium (att.: 14,112)

SCORING	1	2	3	4	T
North Texas	14	7	6	20	47
Liberty	0	7	0	0	7

SCORING SUMMARY:

FIRST QUARTER

10:07 NT Darden 6 yd pass from Fine (Hedlund)
4:41 NT Bussey 22 yd pass from Fine (Hedlund)

SECOND QUARTER

7:30 LU Farrow 4 yd pass from Calvert (Peart)
0:12 NT Fine 4 yd run (Hedlund)

THIRD QUARTER

5:09 NT Easy 9 yd run (Hedlund kick failed)

FOURTH QUARTER

13:34 NT Easy 3 yd run (Bussey rush failed)
10:32 NT Torrey 1 yd run (Hedlund)
6:21 NT Smith 66 yd run (Hedlund)

TEAM STATS	NT	LIBERTY
FIRST DOWNS	25	23
RUSHES-YARDS (NET)	47-346	42-122
PASSING YDS (NET)	185	222
Passes Comp-Att-Int	16-27-0	16-40-1
TOTAL OFFENSE PLAYS-YARDS	74-531	82-344
Average Gain Per Play	7.2	4.2
Fumble Returns-Yards	0-0	0-0
Punt Returns-Yards	0-0	0-0
Kickoff Returns-Yards	1-21	2-40
Interception Returns-Yards	1-21	0-0
Punts (Number-Avg)	4-43.5	7-20.7
Fumbles-Lost	1-0	1-0
Penalties-Yards	4-45	5-45
Possession Time	30:13	29:47
Third-Down Conversions	4 of 10	8 of 19
Fourth-Down Conversions	1 of 2	0 of 2
Red-Zone Scores-Chances	5-6	1-3
Sacks By: Number-Yards	3-23	1-7

INDIVIDUAL STATS

RUSHING: Liberty-Hickson, F. 21-96; Matthews, K. 8-39; Pickett, P. 7-29; King, D. 1-(-6); Team 1-(-9); Calvert, S. 4-(-27)
North Texas-Easy, L. 27-177; Smith, N. 1-66; Torrey, D. 8-51; Shanbour, Q. 4-29; Wyche, A. 3-26; Team 1-(-1); Fine, M. 3-(-2)

PASSING: Liberty-Calvert, S. 16-39-1-222; Stubbs, DJ 0-1-0-0
North Texas-Fine, M. 16-27-0-185

RECEIVING: Liberty-Stubbs, DJ 6-95; Gandy-Golden, A. 5-51; Farrow, B. J. 3-45; King, D. 2-31
North Texas-Darden, J. 4-65; Guyton, J. 4-34; Bussey, R. 2-39; Easy, L. 2-11; Smith, K. 2-9; White, G. 1-20; Lawrence, M. 1-7

**2018 Liberty University Football
Liberty Overall Team Statistics (as of Sep 23, 2018)
All games**

Team Statistics	LIBERTY	OPP
SCORING	73	95
Points Per Game	24.3	31.7
Points Off Turnovers	7	7
FIRST DOWNS	73	71
Rushing	23	45
Passing	39	21
Penalty	11	5
RUSHING YARDAGE	470	924
Yards gained rushing	563	959
Yards lost rushing	93	35
Rushing Attempts	103	160
Average Per Rush	4.6	5.8
Average Per Game	156.7	308.0
TDs Rushing	3	10
PASSING YARDAGE	882	418
Comp-Att-Int	61-114-2	36-69-0
Average Per Pass	7.7	6.1
Average Per Catch	14.5	11.6
Average Per Game	294.0	139.3
TDs Passing	7	3
TOTAL OFFENSE	1352	1342
Total Plays	217	229
Average Per Play	6.2	5.9
Average Per Game	450.7	447.3
KICK RETURNS: #-Yards	6-97	7-147
PUNT RETURNS: #-Yards	2-4	2-37
INT RETURNS: #-Yards	0-0	2-21
KICK RETURN AVERAGE	16.2	21.0
PUNT RETURN AVERAGE	2.0	18.5
INT RETURN AVERAGE	0.0	10.5
FUMBLES-LOST	4-3	3-2
PENALTIES-Yards	17-130	19-220
Average Per Game	43.3	73.3
PUNTS-Yards	17-473	17-630
Average Per Punt	27.8	37.1
Net punt average	24.5	35.6
KICKOFFS-Yards	14-846	17-996
Average Per Kick	60.4	58.6
Net kick average	41.0	39.6
TIME OF POSSESSION/Game	25:55	34:05
3RD-DOWN Conversions	18/44	13/40
3rd-Down Pct	41%	32%
4TH-DOWN Conversions	1/5	5/8
4th-Down Pct	20%	62%
SACKS BY-Yards	2-12	5-38
MISC YARDS	0	0
TOUCHDOWNS SCORED	10	13
FIELD GOALS-ATTEMPTS	1-2	2-4
ON-SIDE KICKS	0-0	0-0
RED-ZONE SCORES	(5-8) 63%	(9-11) 82%
RED-ZONE TOUCHDOWNS	(4-8) 50%	(8-11) 73%
PAT-ATTEMPTS	(10-10) 100%	(11-12) 92%
ATTENDANCE	34537	25133
Games/Avg Per Game	2/17268	1/25133
Neutral Site Games		0/0

Score by Quarters	1st	2nd	3rd	4th	OT	Total
Liberty	14	7	24	28	0	73
Opponents	31	17	13	34	0	95

2018 Liberty University Football
Liberty Game Results (as of Sep 23, 2018)
All games

Date	Opponent		Score	Overall	Conference	Time	Attend
09-01-18	OLD DOMINION	W	52-10	1-0	0-0	3:15	20425
09-08-18	at Army West Point	L	14-38	1-1	0-0	3:18	25133
09-22-18	NORTH TEXAS	L	7-47	1-2	0-0	3:04	14112

2018 Liberty University Football
Liberty Team Game-by-Game (as of Sep 23, 2018)
All games

TEAM STATISTICS

Date	Opponent	Rushing				Receiving				Passing				Kick Returns				Punt Returns				tot off		
		no.	yds	td	lg	no.	yds	td	lg	cmp	att	int	yds	td	lg	no.	yds	td	lg	no.	yds		td	lg
09-01-18	OLD DOMINION	38	238	3	57	26	353	4	55	26	37	0	353	4	55	2	19	0	19	1	-1	0	0	591
09-08-18	at Army West Point	23	110	0	50	19	307	2	62	19	37	1	307	2	62	2	38	0	22	1	5	0	5	417
09-22-18	NORTH TEXAS	42	122	0	15	16	222	1	37	16	40	1	222	1	37	2	40	0	29	0	0	0	0	344
Opponents		103	470	3	57	61	882	7	62	61	114	2	882	7	62	6	97	0	29	2	4	0	5	1352
Opponents		160	924	10	66	36	418	3	44	36	69	0	418	3	44	7	147	0	28	2	37	0	22	1342

Games: 3 • Avg/rush: 4.6 • Avg/catch: 14.5 • Pass effic: 135.25 • KR avg: 16.2 • PR avg: 2.0 • All purpose avg/game: 484.3 • Total offense avg/gm: 450.7

Date	Opponent	Tackles				Sacks	Fumble		Pass Defense			blkd kick	PAT Attempts			off			
		ua	a	total	tfl-yds		no-yds	ff	fr-yds	int-yds	qbh		brup	kick	rush	rcv	saf	t/o	pts
09-01-18	OLD DOMINION	38	46	84	5.0-13	1.0-5	1	2-0	0-0	2	4	0	7-7	0	0	0	0	7	52
09-08-18	at Army West Point	43	56	99	3.0-5	0.0-0	0	0-0	0-0	0	2	0	2-2	0	0	0	0	0	14
09-22-18	NORTH TEXAS	36	38	74	6.0-13	1.0-7	1	0-0	0-0	1	4	0	1-1	0	0	0	0	0	7
Opponents		117	140	257	14.0-31	2.0-12	2	2-0	0-0	3	10	0	10-10	0	0	0	0	7	73
Opponents		113	74	187	17.0-82	5.0-38	2	3-33	2-21	7	17	0	11-12	0	0	0	0	7	95

Date	Opponent	Punting							Field Goals			Kickoffs						
		no.	yds	avg	long	blkd	tb	fc	50+	i20	md-att	long	blkd	no.	yds	avg	tb	ob
09-01-18	OLD DOMINION	4	144	36.0	40	0	0	3	0	1	1-1	20	0	9	548	60.9	3	0
09-08-18	at Army West Point	6	184	30.7	44	0	1	2	0	2	0-0	0	0	3	170	56.7	2	0
09-22-18	NORTH TEXAS	7	145	20.7	40	0	0	0	0	0	0-1	0	0	2	128	64.0	0	1
Opponents		17	473	27.8	44	0	1	5	0	3	1-2	20	0	14	846	60.4	5	1
Opponents		17	630	37.1	60	0	1	8	2	8	2-4	48	0	17	996	58.6	9	0

2018 Liberty University Football Liberty Overall Individual Statistics (as of Sep 23, 2018) All games

Rushing	gp-gs	att	gain	loss	net	avg	td	lg	avg/g
MATTHEWS, Kentory	3-3	34	232	11	221	6.5	1	57	73.7
PICKETT, Peyton	3-0	25	167	5	162	6.5	2	53	54.0
HICKSON, Frankie	3-0	26	125	4	121	4.7	0	16	40.3
BOYD, Frank	1-0	4	33	0	33	8.2	0	13	33.0
KING, Damian	2-1	3	6	6	0	0.0	0	3	0.0
SHAA, Kevin	3-1	1	0	12	-12	-12.0	0	0	-4.0
TEAM	2-0	4	0	13	-13	-3.2	0	0	-6.5
CALVERT, Stephen	3-3	6	0	42	-42	-7.0	0	0	-14.0
Total	3	103	563	93	470	4.6	3	57	156.7
Opponents	3	160	959	35	924	5.8	10	66	308.0

Passing	gp-gs	effic	comp-att-int	pct	yds	td	lg	avg/g
CALVERT, Stephen	3-3	136.17	60-112-2	53.6	874	7	62	291.3
STUBBS, DJ	3-1	0.00	0-1-0	0.0	0	0	0	0.0
CUNNINGHAM, Mason	1-0	167.20	1-1-0	100.0	8	0	8	8.0
Total	3	135.25	61-114-2	53.5	882	7	62	294.0
Opponents	3	117.41	36-69-0	52.2	418	3	44	139.3

Receiving	gp-gs	no.	yds	avg	td	lg	avg/g
STUBBS, DJ	3-1	14	269	19.2	1	55	89.7
GANDY-GOLDEN, Anto	3-3	14	137	9.8	3	30	45.7
KING, Damian	2-1	10	203	20.3	1	62	101.5
FARROW, B.J.	3-3	9	143	15.9	2	37	47.7
OGBEIFUN, Fidel	2-1	3	22	7.3	0	13	11.0
SHAA, Kevin	3-1	2	48	24.0	0	48	16.0
MATTHEWS, Kentory	3-3	2	21	10.5	0	12	7.0
HICKSON, Frankie	3-0	2	14	7.0	0	11	4.7
FOUTZ, Zac	3-3	2	13	6.5	0	8	4.3
MCCONNELL, Lionell	1-0	1	10	10.0	0	10	10.0
COLEMAN, Khaleb	2-0	1	8	8.0	0	8	4.0
PICKETT, Peyton	3-0	1	-6	-6.0	0	0	-2.0
Total	3	61	882	14.5	7	62	294.0
Opponents	3	36	418	11.6	3	44	139.3

Punt Returns	no.	yds	avg	td	lg
STUBBS, DJ	1	-1	-1.0	0	0
FARROW, B.J.	1	5	5.0	0	5
Total	2	4	2.0	0	5
Opponents	2	37	18.5	0	22

Interceptions	no.	yds	avg	td	lg
Total	0	0	0.0	0	0
Opponents	2	21	10.5	0	21

Kick Returns	no.	yds	avg	td	lg
HICKSON, Frankie	4	57	14.2	0	22
KING, Damian	2	40	20.0	0	29
Total	6	97	16.2	0	29
Opponents	7	147	21.0	0	28

Fumble Returns	no.	yds	avg	td	lg
Total	0	0	0.0	0	0
Opponents	1	33	33.0	0	33

2018 Liberty University Football
Liberty Overall Individual Statistics (as of Sep 23, 2018)
All games

Scoring	td	fg	PAT				dpx	saf	pts
			kick	rush	rcv	pass			
GANDY-GOLDEN, Anto	3	-	-	-	-	-	-	18	
PEART, Aaron	-	1-2	10-10	-	-	-	-	13	
PICKETT, Peyton	2	-	-	-	-	-	-	12	
FARROW, B.J.	2	-	-	-	-	-	-	12	
MATTHEWS, Kentory	1	-	-	-	-	-	-	6	
KING, Damian	1	-	-	-	-	-	-	6	
STUBBS, DJ	1	-	-	-	-	-	-	6	
Total	10	1-2	10-10	-	-	-	-	73	
Opponents	13	2-4	11-12	0-1	-	-	-	95	

Total Offense	g	plays	rush	pass	total	avg/g
CALVERT, Stephen	3	118	-42	874	832	277.3
MATTHEWS, Kentory	3	34	221	0	221	73.7
PICKETT, Peyton	3	25	162	0	162	54.0
HICKSON, Frankie	3	26	121	0	121	40.3
BOYD, Frank	1	4	33	0	33	33.0
CUNNINGHAM, Mason	1	1	0	8	8	8.0
SHAA, Kevin	3	1	-12	0	-12	-4.0
TEAM	2	4	-13	0	-13	-6.5
Total	3	217	470	882	1352	450.7
Opponents	3	229	924	418	1342	447.3

Field Goals	fg	pct.	01-19	20-29	30-39	40-49	50-99	lg	blk
PEART, Aaron	1-2	50.0	0-0	1-1	0-1	0-0	0-0	20	0

FG Sequence	Liberty	Opponents
Old Dominion	(20)	(48),40,38
Army West Point	-	(42)
North Texas	32	-

Numbers in (parentheses) indicate field goal was made.

Punting	no.	yds	avg	lg	tb	fc	i20	50+	blk
ALVES, Aidan	12	358	29.8	40	0	4	2	0	0
PEART, Aaron	4	119	29.8	44	1	1	1	0	0
TEAM	1	-4	-4.0	0	0	0	0	0	0
Total	17	473	27.8	44	1	5	3	0	0
Opponents	17	630	37.1	60	1	8	8	2	0

Kickoffs	no.	yds	avg	tb	ob	retn	net	ydln
PEART, Aaron	11	656	59.6	4	1			
ASHLEY, Stuart	3	190	63.3	1	0			
Total	14	846	60.4	5	1	21.0	41.0	24
Opponents	17	996	58.6	9	0	16.2	39.6	25

**2018 Liberty University Football
Liberty Overall Defensive Statistics (as of Sep 23, 2018)
All games**

#	Defensive Leaders	gp-gs	Tackles				tfl/yds	Sacks no-yds	Pass defense			Fumbles		blkd	
			ua	a	tot				int-yds	brup	qbh	rcv-yds	ff	kick	saf
54	WELLS, Juwan	3-2	14	10	24	3.0-6	0.5-3	.	.	2	
14	AJAYI, Solomon	3-3	8	14	22	3.0-4	
31	BENTON, Elijah	3-3	11	9	20	.	.	.	1	
2D	PETERS, Jeremy	3-3	13	5	18	1.0-1	.	.	3	.	.	1	.	.	
6	ESPINOZA, Ceneca	3-2	8	7	15	.	.	.	2	
13	STEELE, Isaac	3-2	7	8	15	1.0-2	
1L	LEMONIER, Jessie	3-3	3	11	14	1.0-6	0.5-4	.	.	1	
47	GREEN, Remington	3-0	4	8	12	1.0-1	
55	AVERY, Tolen	3-3	2	8	10	0.5-2	
99	RUSINS, Ralfs	3-2	2	8	10	1.0-5	1.0-5	
32	PIERRE, Aaron	3-1	2	7	9	0.5-2	
24	MATTHEWS, Malik	3-2	4	5	9	
48	KING, David	3-2	5	4	9	0.5-0	
20	WILSON, Bejour	3-1	4	5	9	.	.	.	3	
1T	TILLMON, Brandon	2-0	.	8	8	0.5-1	.	.	1	
44	LEWIS, Austin	3-1	4	4	8	1-0	.	.	.	
34	PEARSON, Devin	3-0	4	4	8	
1B	BRADLEY, Kedrick	1-1	2	5	7	0.5-1	
28	JACKSON, Corbin	3-0	3	3	6	
27	MORRIS, Cheapell	3-0	6	.	6	1-0	.	.	.	
29	SCRUGGS, Javon	3-0	3	.	3	1	.	.	
90	HURTADO, Mitchell	3-0	1	1	2	
43	ALEXANDER, Benjami	3-0	2	.	2	
1S	SANDERS, Jayod	3-1	.	2	2	0.5-0	
3	DAVIS, Rion	3-1	.	1	1	
21	LEWIS, Mitchell	3-0	1	.	1	
49	LAUNIUS, Christian	2-0	1	.	1	
30	BOLLINGER, Michael	3-0	.	1	1	
84	WOOD, JT	1-0	.	1	1	
94	ELEFANTE, Vincent	2-0	.	1	1	
12	CALVERT, Stephen	3-3	1	.	1	
37	JENKINS, Amarii	3-0	1	.	1	
38	ALVES, Aidan	3-0	1	.	1	
Total		3	117	140	257	14-31	2-12	.	10	3	2-0	2	.	.	
Opponents		3	113	74	187	17-82	5-38	2-21	17	7	3-33	2	.	.	

**2018 Liberty University Football
Liberty Individual Season/Career Statistics (as of Sep 23, 2018)
All games**

	SEASON									CAREER									
	gp	att	gain	loss	net	avg	td	lg	avg/g	gp	att	gain	loss	net	avg	td	lg	avg/g	
Rushing																			
MATTHEWS, Kentory	3	34	232	11	221	6.5	1	57	73.7	13	65	476	29	447	6.9	3	57	34.4	
PICKETT, Peyton	3	25	167	5	162	6.5	2	53	54.0	3	25	167	5	162	6.5	2	53	54.0	
HICKSON, Frankie	3	26	125	4	121	4.7	0	16	40.3	25	220	983	37	946	4.3	6	45	37.8	
BOYD, Frank	1	4	33	0	33	8.2	0	13	33.0	1	4	33	0	33	8.2	0	13	33.0	
KING, Damian	2	3	6	6	0	0.0	0	3	0.0	29	10	40	12	28	2.8	0	14	1.0	
SHAA, Kevin	3	1	0	12	-12	-12.0	0	0	-4.0	3	1	0	12	-12	-12.0	0	0	-4.0	
TEAM	2	4	0	13	-13	-3.2	0	0	-6.5										
CALVERT, Stephen	3	6	0	42	-42	-7.0	0	0	-14.0	25	88	144	362	-218	-2.5	1	23	-8.7	
Total	3	103	563	93	470	4.6	3	57	156.7										
Opponents	3	160	959	35	924	5.8	10	66	308.0										

	gp	effic	comp-att-int	pct	yds	td	lg	avg/g	CAREER										
									gp	effic	comp-att-int	pct	yds	td	lg	avg/g			
Passing																			
CALVERT, Stephen	3	136.17	60-112-2	53.6	874	7	62	291.3	25	137.86	467-812-17	57.5	6168	51	76	246.7			
STUBBS, DJ	3	0.00	0-1-0	0.0	0	0	0	0.0	14	0.00	0-1-0	0.0	0	0	0	0.0			
CUNNINGHAM, Mason	1	167.20	1-1-0	100.0	8	0	8	8.0	2	68.51	5-11-1	45.5	54	0	29	27.0			
Total	3	135.25	61-114-2	53.5	882	7	62	294.0											
Opponents	3	117.41	36-69-0	52.2	418	3	44	139.3											

	gp	no.	yds	avg	td	lg	avg/g	CAREER										
								gp	no.	yds	avg	td	lg	avg/g				
Receiving																		
STUBBS, DJ	3	14	269	19.2	1	55	89.7	14	21	319	15.2	1	55	22.8				
GANDY-GOLDEN, Anton	3	14	137	9.8	3	30	45.7	24	104	1518	14.6	16	55	63.2				
KING, Damian	2	10	203	20.3	1	62	101.5	29	100	1078	10.8	5	62	37.2				
FARROW, B.J.	3	9	143	15.9	2	37	47.7	35	103	1443	14.0	17	76	41.2				
OGBEIFUN, Fidel	2	3	22	7.3	0	13	11.0	9	4	51	12.8	0	29	5.7				
SHAA, Kevin	3	2	48	24.0	0	48	16.0	3	2	48	24.0	0	48	16.0				
MATTHEWS, Kentory	3	2	21	10.5	0	12	7.0	13	7	43	6.1	0	12	3.3				
HICKSON, Frankie	3	2	14	7.0	0	11	4.7	25	13	97	7.5	0	14	3.9				
FOUTZ, Zac	3	2	13	6.5	0	8	4.3	24	8	65	8.1	1	23	2.7				
MCCONNELL, Lionell	1	1	10	10.0	0	10	10.0	2	2	22	11.0	0	12	11.0				
COLEMAN, Khaleb	2	1	8	8.0	0	8	4.0	2	1	8	8.0	0	8	4.0				
PICKETT, Peyton	3	1	-6	-6.0	0	0	-2.0	3	1	-6	-6.0	0	0	-2.0				
Total	3	61	882	14.5	7	62	294.0											
Opponents	3	36	418	11.6	3	44	139.3											

	g	plays	rush	pass	total	avg/g	CAREER					
							g	plays	rush	pass	total	avg/g
Total Offense												
CALVERT, Stephen	3	118	-42	874	832	277.3	25	900	-218	6168	5950	238.0
MATTHEWS, Kentory	3	34	221	0	221	73.7	13	65	447	0	447	34.4
PICKETT, Peyton	3	25	162	0	162	54.0	3	25	162	0	162	54.0
HICKSON, Frankie	3	26	121	0	121	40.3	25	220	946	0	946	37.8
BOYD, Frank	1	4	33	0	33	33.0	1	4	33	0	33	33.0
CUNNINGHAM, Mason	1	1	0	8	8	8.0	2	12	-9	54	45	22.5
SHAA, Kevin	3	1	-12	0	-12	-4.0	3	1	-12	0	-12	-4.0
TEAM	2	4	-13	0	-13	-6.5						
Total	3	217	470	882	1352	450.7						
Opponents	3	229	924	418	1342	447.3						

	td	fg	PAT				dxp	saf	pts	td	fg	PAT				dxp	saf	pts
			kick	rush	rcv	pass						kick	rush	rcv	pass			
Scoring																		
GANDY-GOLDEN, Anton	3	-	-	-	-	-	-	18	16	-	-	-	-	-	-	-	96	
PEART, Aaron	-	1-2	10-10	-	-	-	-	13	-	1-2	10-10	-	-	-	-	13		
FARROW, B.J.	2	-	-	-	-	-	-	12	17	-	-	-	-	-	-	102		
PICKETT, Peyton	2	-	-	-	-	-	-	12	2	-	-	-	-	-	-	12		
STUBBS, DJ	1	-	-	-	-	-	-	6	1	-	-	-	-	-	-	6		
KING, Damian	1	-	-	-	-	-	-	6	5	-	-	-	-	-	-	30		
MATTHEWS, Kentory	1	-	-	-	-	-	-	6	3	-	-	-	-	-	-	18		
Total	10	1-2	10-10	-	-	-	-	73										
Opponents	13	2-4	11-12	0-1	-	-	-	95										

**2018 Liberty University Football
Liberty Individual Season/Career Statistics (as of Sep 23, 2018)
All games**

SEASON						CAREER											
Punt Returns						Punt Returns											
	no.	yds	avg	td	lg		no.	yds	avg	td	lg						
STUBBS, DJ	1	-1	-1.0	0	0	18	114	6.3	0	32							
FARROW, B.J.	1	5	5.0	0	5	10	70	7.0	0	22							
Total	2	4	2.0	0	5												
Opponents	2	37	18.5	0	22												
Kick Returns						Kick Returns											
	no.	yds	avg	td	lg		no.	yds	avg	td	lg						
HICKSON, Frankie	4	57	14.2	0	22	59	1341	22.7	1	99							
KING, Damian	2	40	20.0	0	29	24	495	20.6	0	38							
Total	6	97	16.2	0	29												
Opponents	7	147	21.0	0	28												
Interceptions						Interceptions											
	no.	yds	avg	td	lg		no.	yds	avg	td	lg						
Total	0	0	0.0	0	0												
Opponents	2	21	10.5	0	21												
Fumble Returns						Fumble Returns											
	no.	yds	avg	td	lg		no.	yds	avg	td	lg						
Total	0	0	0.0	0	0												
Opponents	1	33	33.0	0	33												
All Purpose																	
	g	rush	rcv	pr	kr	ir	total	avg/g		g	rush	rcv	pr	kr	ir	total	avg/g
STUBBS, DJ	3	0	269	-1	0	0	268	89.3	14	0	319	114	83	0	516	36.9	
KING, Damian	2	0	203	0	40	0	243	121.5	29	28	1078	39	495	0	1640	56.6	
MATTHEWS, Ke	3	221	21	0	0	0	242	80.7	13	447	43	0	0	0	490	37.7	
HICKSON, Frank	3	121	14	0	57	0	192	64.0	25	946	97	0	1341	0	2384	95.4	
PICKETT, Peyto	3	162	-6	0	0	0	156	52.0	3	162	-6	0	0	0	156	52.0	
FARROW, B.J.	3	0	143	5	0	0	148	49.3	35	0	1443	70	0	0	1513	43.2	
GANDY-GOLDE	3	0	137	0	0	0	137	45.7	24	0	1518	0	0	0	1518	63.2	
SHAA, Kevin	3	-12	48	0	0	0	36	12.0	3	-12	48	0	0	0	36	12.0	
BOYD, Frank	1	33	0	0	0	0	33	33.0	1	33	0	0	0	0	33	33.0	
OGBEIFUN, Fide	2	0	22	0	0	0	22	11.0	9	0	51	0	0	0	51	5.7	
FOUTZ, Zac	3	0	13	0	0	0	13	4.3	24	0	65	0	0	0	65	2.7	
MCCONNELL, Li	1	0	10	0	0	0	10	10.0	2	0	22	0	0	0	22	11.0	
COLEMAN, Khal	2	0	8	0	0	0	8	4.0	2	0	8	0	0	0	8	4.0	
TEAM	2	-13	0	0	0	0	-13	-6.5									
CALVERT, Steph	3	-42	0	0	0	0	-42	-14.0	25	-218	-12	0	0	0	-230	-9.2	
Total	3	470	882	4	97	0	1453	484.3									
Opponents	3	924	418	37	147	21	1547	515.7									
Field Goals						Field Goals											
	att	good	long	blkd		att	good	long	blkd								
PEART, Aaron	2	1	20	0	2	1	20	0									
Total	2	1	20	0													
Opponents	4	2	48	0													
Punting						Punting											
	no.	yds	avg	lg	blk		no.	yds	avg	lg	blk						
ALVES, Aidan	12	358	29.8	40	0	12	358	29.8	40	0							
PEART, Aaron	4	119	29.8	44	0	4	119	29.8	44	0							
TEAM	1	-4	-4.0	0	0												
Total	17	473	27.8	44	0												
Opponents	17	630	37.1	60	0												
Kickoffs						Kickoffs											
	no.	yds	avg	tb	ob		no.	yds	avg	tb	ob						
PEART, Aaron	11	656	59.6	4	1	11	656	59.6	4	1							
ASHLEY, Stuart	3	190	63.3	1	0	3	190	63.3	1	0							
Total	14	846	60.4	5	1												
Opponents	17	996	58.6	9	0												

2018 Liberty University Football
Liberty Individual Season/Career Statistics (as of Sep 23, 2018)
All games

##	Defensive Leaders	SEASON										CAREER										
		gp	ua	a	total	tfl	sack	int	pbu	fr	ff	blk	gp	ua	a	total	tfl	sack	int	pbu	fr	ff
54	WELLS, Juwan	3	14	10	24	3.0	0.5	33	105	88	193	32.5	15.5	.	5	.	2	.
14	AJAYI, Solomon	3	8	14	22	3.0	3	8	14	22	3.0
31	BENTON, Elijah	3	11	9	20	0.0	.	.	1	.	.	24	38	26	64	0.0	.	.	1	.	.	.
2D	PETERS, Jeremy	3	13	5	18	1.0	.	.	3	.	1	33	65	19	84	6.5	1.0	4	16	1	1	.
13	STEELE, Isaac	3	7	8	15	1.0	3	7	8	15	1.0
6	ESPINOZA, Ceneca	3	8	7	15	0.0	.	.	2	.	.	14	28	14	42	1.0	.	1	2	.	.	.
1L	LEMONIER, Jessie	3	3	11	14	1.0	0.5	3	3	11	14	1.0	0.5
47	GREEN, Remington	3	4	8	12	1.0	14	8	15	23	1.5
99	RUSINS, Ralfs	3	2	8	10	1.0	1.0	16	8	10	18	1.5	1.0	.	.	1	.	.
55	AVERY, Tolen	3	2	8	10	0.5	33	34	41	75	6.5	3.0	.	.	2	1	.
20	WILSON, Bejour	3	4	5	9	0.0	.	.	3	.	.	3	4	5	9	0.0	.	.	3	.	.	.
24	MATTHEWS, Malik	3	4	5	9	0.0	16	15	8	23	0.0	.	.	1	.	.	.
48	KING, David	3	5	4	9	0.5	31	10	16	26	0.5	.	.	1	.	.	.
32	PIERRE, Aaron	3	2	7	9	0.5	3	2	7	9	0.5
44	LEWIS, Austin	3	4	4	8	0.0	.	.	.	1	.	3	4	4	8	0.0	.	.	.	1	.	.
34	PEARSON, Devin	3	4	4	8	0.0	3	4	4	8	0.0
1T	TILLMON, Brandon	2	.	8	8	0.5	.	.	1	.	.	23	57	35	92	4.0	0.5	2	2	.	.	.
1B	BRADLEY, Kedrick	1	2	5	7	0.5	12	12	16	28	0.5
28	JACKSON, Corbin	3	3	3	6	0.0	33	85	49	134	11.0	0.5	1	6	.	.	1
27	MORRIS, Cheapell	3	6	.	6	0.0	.	.	.	1	.	3	6	.	6	0.0	.	.	.	1	.	.
29	SCRUGGS, Javon	3	3	.	3	0.0	.	.	.	1	.	3	3	.	3	0.0	1	.
43	ALEXANDER, Benjami	3	2	.	2	0.0	13	6	2	8	0.0	.	.	.	1	.	.
1S	SANDERS, Jayod	3	.	2	2	0.5	13	1	4	5	0.5
90	HURTADO, Mitchell	3	1	1	2	0.0	10	4	3	7	0.0
37	JENKINS, Amarii	3	1	.	1	0.0	3	1	.	1	0.0
3	DAVIS, Rion	3	.	1	1	0.0	25	42	29	71	3.5	.	.	1	1	.	.
21	LEWIS, Mitchell	3	1	.	1	0.0	14	1	.	1	0.0
12	CALVERT, Stephen	3	1	.	1	0.0	25	1	.	1	0.0
49	LAUNIUS, Christian	2	1	.	1	0.0	2	1	.	1	0.0
30	BOLLINGER, Michael	3	.	1	1	0.0	9	.	1	1	0.0
84	WOOD, JT	1	.	1	1	0.0	1	.	1	1	0.0
38	ALVES, Aidan	3	1	.	1	0.0	3	1	.	1	0.0
94	ELEFANTE, Vincent	2	.	1	1	0.0	2	.	1	1	0.0
Total		3	117	140	257	14	2	.	10	2	2
Opponents		3	113	74	187	17	5	2	17	3	2

2018 Liberty University Football Liberty Opponent Game-by-Game (as of Sep 23, 2018) All games

OPPONENT STATISTICS

Date	Opponent	Rushing				Receiving				Passing				Kick Returns				Punt Returns				tot off
		no.	yds	td	lg	no.	yds	td	lg	cmp-att-int	yds	td	lg	no.	yds	td	lg	no.	yds	td	lg	
09-01-18	OLD DOMINION	39	129	1	18	18	172	0	27	18-34-0	172	0	27	6	126	0	28	1	15	0	15	301
09-08-18	at Army West Point	74	449	4	26	2	61	1	44	2-8-0	61	1	44	0	0	0	0	1	22	0	22	510
09-22-18	NORTH TEXAS	47	346	5	66	16	185	2	43	16-27-0	185	2	43	1	21	0	21	0	0	0	0	531
		160	924	10	66	36	418	3	44	36-69-0	418	3	44	7	147	0	28	2	37	0	22	1342
Liberty		103	470	3	57	61	882	7	62	61-114-2	882	7	62	6	97	0	29	2	4	0	5	1352

Games: 3 • Avg/rush: 5.8 • Avg/catch: 11.6 • Pass effic: 117.41 • KR avg: 21.0 • PR avg: 18.5 • All purpose avg/game: 515.7 • Total offense avg/gm: 447.3

Date	Opponent	Tackles				Sacks	Fumble	Pass Defense			blkd	PAT Attempts			off					
		ua	a	total	tfl-yds	no-yds	ff	fr-yds	int-yds	qbh	brup	kick	kick	rush	rcv	saf	t/o	pts		
09-01-1	OLD DOMINION	38	32	70	4.0-7	0.0-0	0	3	1-0	0-0	3	5	0	1-1	0	0	0	0	0	10
09-08-1	at Army West Point	33	14	47	5.0-34	2.0-15	2	2-33	1-0	0	7	0	5-5	0	0	0	0	7	38	
09-22-1	NORTH TEXAS	42	28	70	8.0-41	3.0-23	0	0-0	1-21	4	5	0	5-6	0	0	0	0	0	47	
		113	74	187	17.0-82	5.0-38	2	3-33	2-21	7	17	0	11-12	0	0	0	7	95		
Liberty		117	140	257	14.0-31	2.0-12	2	2-0	0-0	3	10	0	10-10	0	0	0	7	73		

Date	Opponent	Punting							Field Goals			Kickoffs						
		no.	yds	avg	long	blkd	tb	fc	50+	i20	md-att	long	blkd	no.	yds	avg	tb	ob
09-01-1	OLD DOMINION	7	235	33.6	39	0	0	3	0	3	1-3	48	0	3	175	58.3	1	0
09-08-1	at Army West Point	6	221	36.8	50	0	0	3	1	3	1-1	42	0	6	357	59.5	3	0
09-22-1	NORTH TEXAS	4	174	43.5	60	0	1	2	1	2	0-0	0	0	8	464	58.0	5	0
		17	630	37.1	60	0	1	8	2	8	2-4	48	0	17	996	58.6	9	0
Liberty		17	473	27.8	44	0	1	5	0	3	1-2	20	0	14	846	60.4	5	1

**2018 Liberty University Football
Liberty Team Game-by-Game Comparison (as of Sep 23, 2018)
All games**

Opponent	Score	First Downs				Pen	Rushing Number-Yards	Passing		Total Offense Plays-Yards	Return Yards	Turn- Overs
		Total	Rush	Pass	Comp-Att-Int			Yards				
OLD DOMINION	52 - 10	29 / 18	9 / 6	14 / 9	6 / 3		38-238 / 39-129	26-37-0 / 18-34-0	353 / 172	75-591 / 73-301	18 / 141	1 / 2
Army West Point	14 - 38	21 / 28	5 / 24	14 / 2	2 / 2		23-110 / 74-449	19-37-1 / 2-8-0	307 / 61	60-417 / 82-510	43 / 55	3 / 0
NORTH TEXAS	7 - 47	23 / 25	9 / 15	11 / 10	3 / 0		42-122 / 47-346	16-40-1 / 16-27-0	222 / 185	82-344 / 74-531	40 / 42	1 / 0
Totals	73 - 95	73 / 71	23 / 45	39 / 21	11 / 5		103-470 / 160-924	61-114-2 / 36-69-0	882 / 418	217-1352 / 229-1342	101 / 238	5 / 2

Opponent	3rd Down		4th Down		Time of Possession	TOP Margin	Avg		Avg Yds/Play	Punting		Penalties		Sacks
	Conversions	Conversions	Conversions	Conversions			Yds/Rush	Yds/Pass		Number-Avg	Number-Yards			
OLD DOMINION	5-13 / 3-16	1-2 / 2-4	29:29 / 30:31	-1:02	6.3 / 3.3	9.5 / 5.1	7.9 / 4.1	4-36.0 / 7-33.6	6-58 / 8-75	1 / 0				
Army West Point	5-12 / 6-14	0-1 / 2-2	18:30 / 41:30	-23:00	4.8 / 6.1	8.3 / 7.6	6.9 / 6.2	6-30.7 / 6-36.8	6-27 / 7-100	0 / 2				
NORTH TEXAS	8-19 / 4-10	0-2 / 1-2	29:47 / 30:13	-0:26	2.9 / 7.4	5.6 / 6.9	4.2 / 7.2	7-20.7 / 4-43.5	5-45 / 4-45	1 / 3				
Totals	18-44 / 13-40	1-5 / 5-8	77:46 / 102:14	-24:28	4.6 / 5.8	7.7 / 6.1	6.2 / 5.9	17-27.8 / 17-37.1	17-130 / 19-220	2 / 5				

Note: Game totals are displayed in the format TEAM/OPPONENT for each category

**2018 Liberty University Football
Liberty Game Superlatives (as of Sep 23, 2018)
All games**

INDIVIDUAL GAME HIGHS

Rushes	21	HICKSON, Frankie vs North Texas (09-22-18)
Yards Rushing	101	MATTHEWS, Kentory vs Old Dominion (09-01-18)
TD Rushes	2	PICKETT, Peyton vs Old Dominion (09-01-18)
Long Rush	57	MATTHEWS, Kentory vs Old Dominion (09-01-18)
Pass attempts	39	CALVERT, Stephen vs North Texas (09-22-18)
Pass completions	25	CALVERT, Stephen vs Old Dominion (09-01-18)
Yards Passing	345	CALVERT, Stephen vs Old Dominion (09-01-18)
TD Passes	4	CALVERT, Stephen vs Old Dominion (09-01-18)
Long Pass	62	CALVERT, Stephen at Army West Point (09-08-18)
Receptions	8	KING, Damian at Army West Point (09-08-18)
Yards Receiving	172	KING, Damian at Army West Point (09-08-18)
TD Receptions	3	GANDY-GOLDEN, Antonio vs Old Dominion (09-01-18)
Long Reception	62	KING, Damian at Army West Point (09-08-18)
Field Goals	1	PEART, Aaron vs Old Dominion (09-01-18)
Long Field Goal	20	PEART, Aaron vs Old Dominion (09-01-18)
Punts	6	ALVES, Aidan vs North Texas (09-22-18)
Punting Avg	36.0	ALVES, Aidan vs Old Dominion (09-01-18)
Long Punt	44	PEART, Aaron at Army West Point (09-08-18)
Punts inside 20	1	ALVES, Aidan vs Old Dominion (09-01-18)
	1	ALVES, Aidan at Army West Point (09-08-18)
	1	PEART, Aaron at Army West Point (09-08-18)
Long Punt Return	5	FARROW, B.J. at Army West Point (09-08-18)
Long Kickoff Return	29	KING, Damian vs North Texas (09-22-18)
Tackles	13	WELLS, Juwan at Army West Point (09-08-18)
Sacks	1.0	RUSINS, Ralfs vs Old Dominion (09-01-18)
Tackles For Loss	3.0	WELLS, Juwan vs North Texas (09-22-18)

**2018 Liberty University Football
 Liberty Game Superlatives (as of Sep 23, 2018)
 All games**

TEAM GAME HIGHS

Rushes	42	vs North Texas (09-22-18)
Yards Rushing	238	vs Old Dominion (09-01-18)
Yards Per Rush	6.3	vs Old Dominion (09-01-18)
TD Rushes	3	vs Old Dominion (09-01-18)
Pass attempts	40	vs North Texas (09-22-18)
Pass completions	26	vs Old Dominion (09-01-18)
Yards Passing	353	vs Old Dominion (09-01-18)
Yards Per Pass	9.5	vs Old Dominion (09-01-18)
TD Passes	4	vs Old Dominion (09-01-18)
Total Plays	82	vs North Texas (09-22-18)
Total Offense	591	vs Old Dominion (09-01-18)
Yards Per Play	7.9	vs Old Dominion (09-01-18)
Points	52	vs Old Dominion (09-01-18)
Sacks By	1	vs Old Dominion (09-01-18)
	1	vs North Texas (09-22-18)
First Downs	29	vs Old Dominion (09-01-18)
Penalties	6	vs Old Dominion (09-01-18)
	6	at Army West Point (09-08-18)
Penalty Yards	58	vs Old Dominion (09-01-18)
Turnovers	3	at Army West Point (09-08-18)
Punts	7	vs North Texas (09-22-18)
Punting Avg	36.0	vs Old Dominion (09-01-18)
Long Punt	44	at Army West Point (09-08-18)
Punts inside 20	2	at Army West Point (09-08-18)
Long Punt Return	5	at Army West Point (09-08-18)

**2018 Liberty University Football
Liberty Game Superlatives (as of Sep 23, 2018)
All games**

OPPONENT INDIVIDUAL GAME HIGHS

Rushes	27	EASLY, Loren, vs North Texas (09-22-18)
Yards Rushing	177	EASLY, Loren, vs North Texas (09-22-18)
TD Rushes	2	Woolfolk, D., at Army West Point (09-08-18)
	2	EASLY, Loren, vs North Texas (09-22-18)
Long Rush	66	SMITH, Nic, vs North Texas (09-22-18)
Pass attempts	30	WILLIAMS, S., vs Old Dominion (09-01-18)
Pass completions	16	FINE, Mason, vs North Texas (09-22-18)
Yards Passing	185	FINE, Mason, vs North Texas (09-22-18)
TD Passes	2	FINE, Mason, vs North Texas (09-22-18)
Long Pass	44	Hopkins Jr., K., at Army West Point (09-08-18)
Receptions	7	DUHART, J., vs Old Dominion (09-01-18)
Yards Receiving	83	DUHART, J., vs Old Dominion (09-01-18)
TD Receptions	1	Hayes, C., at Army West Point (09-08-18)
	1	DARDEN, Jaelon, vs North Texas (09-22-18)
	1	BUSSEY, Rico, vs North Texas (09-22-18)
Long Reception	44	Hayes, C., at Army West Point (09-08-18)
Field Goals	1	RICE, Nick, vs Old Dominion (09-01-18)
	1	Salyers, Landon, at Army West Point (09-08-18)
Long Field Goal	48	RICE, Nick, vs Old Dominion (09-01-18)
Punts	7	CATE, Bailey, vs Old Dominion (09-01-18)
Punting Avg	43.5	KENWORTHY, A., vs North Texas (09-22-18)
Long Punt	60	KENWORTHY, A., vs North Texas (09-22-18)
Punts inside 20	3	CATE, Bailey, vs Old Dominion (09-01-18)
	3	Potter, Zach, at Army West Point (09-08-18)
Long Punt Return	22	Reynolds, Mike, at Army West Point (09-08-18)
Long Kickoff Return	28	HARPER, Isaiah, vs Old Dominion (09-01-18)
Tackles	11	GARNER, L., vs Old Dominion (09-01-18)
Sacks	1.0	Gibson, James, at Army West Point (09-08-18)
	1.0	Wright, Raymond, at Army West Point (09-08-18)
	1.0	EJIYA, E.J., vs North Texas (09-22-18)
	1.0	GARNER, Brandon, vs North Texas (09-22-18)
	1.0	KING, Jamie, vs North Texas (09-22-18)
Tackles For Loss	3.0	GARNER, Brandon, vs North Texas (09-22-18)
Interceptions	1	McClinton, J., at Army West Point (09-08-18)
	1	MUHAMMAD, K., vs North Texas (09-22-18)

**2018 Liberty University Football
Liberty Game Superlatives (as of Sep 23, 2018)
All games**

OPPONENT TEAM GAME HIGHS

Rushes	74	at Army West Point (09-08-18)
Yards Rushing	449	at Army West Point (09-08-18)
Yards Per Rush	7.4	vs North Texas (09-22-18)
TD Rushes	5	vs North Texas (09-22-18)
Pass attempts	34	vs Old Dominion (09-01-18)
Pass completions	18	vs Old Dominion (09-01-18)
Yards Passing	185	vs North Texas (09-22-18)
Yards Per Pass	7.6	at Army West Point (09-08-18)
TD Passes	2	vs North Texas (09-22-18)
Total Plays	82	at Army West Point (09-08-18)
Total Offense	531	vs North Texas (09-22-18)
Yards Per Play	7.2	vs North Texas (09-22-18)
Points	47	vs North Texas (09-22-18)
Sacks By	3	vs North Texas (09-22-18)
First Downs	28	at Army West Point (09-08-18)
Penalties	8	vs Old Dominion (09-01-18)
Penalty Yards	100	at Army West Point (09-08-18)
Turnovers	2	vs Old Dominion (09-01-18)
Interceptions By	1	at Army West Point (09-08-18)
	1	vs North Texas (09-22-18)
Punts	7	vs Old Dominion (09-01-18)
Punting Avg	43.5	vs North Texas (09-22-18)
Long Punt	60	vs North Texas (09-22-18)
Punts inside 20	3	vs Old Dominion (09-01-18)
	3	at Army West Point (09-08-18)
Long Punt Return	22	at Army West Point (09-08-18)

2018 Liberty University Football Liberty By-Quarter Statistics (as of Sep 23, 2018) All games

3rd-Down Conversions

Date	Opponent	Score	Overall	1st Qtr	2nd Qtr	3rd Qtr	4th Qtr	Overtime
09-01-18	OLD DOMINION	W 52-10	5-13 38.5	0-2 0.0	3-6 50.0	0-2 0.0	2-3 66.7	
09-08-18	at Army West Point	L 14-38	5-12 41.7	0-3 0.0	1-3 33.3	4-5 80.0	0-1 0.0	
09-22-18	NORTH TEXAS	L 7-47	8-19 42.1	3-6 50.0	1-4 25.0	2-4 50.0	2-5 40.0	
	Liberty		18-44 40.9	3-11 27.3	5-13 38.5	6-11 54.5	4-9 44.4	0-0 0.0
	Opponents		13-40 32.5	3-10 30.0	6-15 40.0	2-9 22.2	2-6 33.3	0-0 0.0

4th-Down Conversions

Date	Opponent	Score	Overall	1st Qtr	2nd Qtr	3rd Qtr	4th Qtr	Overtime
09-01-18	OLD DOMINION	W 52-10	1-2 50.0	1-1 100.0	0-1 0.0	0-0 0.0	0-0 0.0	
09-08-18	at Army West Point	L 14-38	0-1 0.0	0-0 0.0	0-1 0.0	0-0 0.0	0-0 0.0	
09-22-18	NORTH TEXAS	L 7-47	0-2 0.0	0-1 0.0	0-0 0.0	0-0 0.0	0-1 0.0	
	Liberty		1-5 20.0	1-2 50.0	0-2 0.0	0-0 0.0	0-1 0.0	0-0 0.0
	Opponents		5-8 62.5	2-3 66.7	2-3 66.7	0-0 0.0	1-2 50.0	0-0 0.0

Time of Possession

Date	Opponent	Score	Overall	1st Qtr	2nd Qtr	3rd Qtr	4th Qtr	Overtime
09-01-18	OLD DOMINION	W 52-10	29:29	6:32	6:41	5:37	10:39	
09-08-18	at Army West Point	L 14-38	18:30	5:59	5:04	6:06	1:21	
09-22-18	NORTH TEXAS	L 7-47	29:47	9:00	5:56	8:27	6:24	
	Liberty		Total 77:46	21:31	17:41	20:10	18:24	0:00
			Avg. 25:55	7:10	5:53	6:43	6:08	0:00
	Opponents		Total 102:14	23:29	27:19	24:50	26:36	0:00
			Avg. 34:04	7:49	9:06	8:16	8:52	0:00

2018 Liberty University Football Liberty Red-Zone Results (as of Sep 23, 2018) All games

Liberty Inside Opponent Red-Zone

Date	Opponent	Score	Times		Total Pts	Rush			Pass		FGs Made	Failed to score inside RZ					
			In RZ	Scored		TDs	TDs	TDs	TDs	FGA		Down	Int	Fumb	Half	Game	
09-01-18	OLD DOMINION	W 52-10	5	4	24	3	1	2	1	0	0	0	0	0	1	0	
09-08-18	at Army West Point	L 14-38	0	0	0	0	0	0	0	0	0	0	0	0	0	0	
09-22-18	NORTH TEXAS	L 7-47	3	1	7	1	0	1	0	1	0	1	0	1	0	0	
Totals			8	5	31	4	1	3	1	1	0	1	0	1	0	0	
5 of 8 (62.5%)																	

Opponents Inside Liberty Red-Zone

Date	Opponent	Score	Times		Total Pts	Rush			Pass		FGs Made	Failed to score inside RZ					
			In RZ	Scored		TDs	TDs	TDs	TDs	FGA		Down	Int	Fumb	Half	Game	
09-01-18	OLD DOMINION	W 52-10	2	1	7	1	1	0	0	1	0	0	0	0	0	0	
09-08-18	at Army West Point	L 14-38	3	3	17	2	2	0	1	0	0	0	0	0	0	0	
09-22-18	NORTH TEXAS	L 7-47	6	5	33	5	4	1	0	0	0	0	0	1	0		
Totals			11	9	57	8	7	1	1	1	0	0	0	1	0		
9 of 11 (81.8%)																	

2018 Liberty University Football Liberty Combined Team Statistics (as of Sep 23, 2018) All games

Date	Opponent	Score	Att.	Record:	Overall	Home	Away	Neutral
09-01-18	OLD DOMINION	W 52-10	20425	All games	1-2	1-1	0-1	0-0
09-08-18	at Army West Point	L 14-38	25133	Conference	0-0	0-0	0-0	0-0
09-22-18	NORTH TEXAS	L 7-47	14112	Non-Conference	1-2	1-1	0-1	0-0

Rushing	gp-gs	att	gain	loss	net	avg	td	lg	avg/g
MATTHEWS, Kentory	3-3	34	232	11	221	6.5	1	57	73.7
PICKETT, Peyton	3-0	25	167	5	162	6.5	2	53	54.0
HICKSON, Frankie	3-0	26	125	4	121	4.7	0	16	40.3
BOYD, Frank	1-0	4	33	0	33	8.2	0	13	33.0
Total	3	103	563	93	470	4.6	3	57	156.7
Opponents	3	160	959	35	924	5.8	10	66	308.0

Passing	gp-gs	effic	comp-att-int	pct	yds	td	lg	avg/g
CALVERT, Stephen	3-3	136.17	60-112-2	53.6	874	7	62	291.3
STUBBS, DJ	3-1	0.00	0-1-0	0.0	0	0	0	0.0
CUNNINGHAM, Mason	1-0	167.20	1-1-0	100.0	8	0	8	8.0
Total	3	135.25	61-114-2	53.5	882	7	62	294.0
Opponents	3	117.41	36-69-0	52.2	418	3	44	139.3

Receiving	gp-gs	no.	yds	avg	td	lg	avg/g
STUBBS, DJ	3-1	14	269	19.2	1	55	89.7
GANDY-GOLDEN, Anton	3-3	14	137	9.8	3	30	45.7
KING, Damian	2-1	10	203	20.3	1	62	101.5
FARROW, B.J.	3-3	9	143	15.9	2	37	47.7
OGBEIFUN, Fidel	2-1	3	22	7.3	0	13	11.0
SHAA, Kevin	3-1	2	48	24.0	0	48	16.0
MATTHEWS, Kentory	3-3	2	21	10.5	0	12	7.0
HICKSON, Frankie	3-0	2	14	7.0	0	11	4.7
FOUTZ, Zac	3-3	2	13	6.5	0	8	4.3
MCCONNELL, Lionell	1-0	1	10	10.0	0	10	10.0
COLEMAN, Khaleb	2-0	1	8	8.0	0	8	4.0
PICKETT, Peyton	3-0	1	-6	-6.0	0	0	-2.0
Total	3	61	882	14.5	7	62	294.0
Opponents	3	36	418	11.6	3	44	139.3

Field Goals	fg	pct.	01-19	20-29	30-39	40-49	50-99	lg	blk
PEART, Aaron	1-2	50.0	0-0	1-1	0-1	0-0	0-0	20	0

Scoring	td	fg	PAT			dxp	saf	pts
			kick	rush	rcv			
GANDY-GOLDEN, Anton	3	-	-	-	-	-	-	18
PEART, Aaron	-	1-2	10-10	-	-	-	-	13
FARROW, B.J.	2	-	-	-	-	-	-	12
PICKETT, Peyton	2	-	-	-	-	-	-	12
STUBBS, DJ	1	-	-	-	-	-	-	6
KING, Damian	1	-	-	-	-	-	-	6
MATTHEWS, Kentory	1	-	-	-	-	-	-	6
Total	10	1-2	10-10	-	-	-	-	73
Opponents	13	2-4	11-12	0-1	-	-	-	95

Score by Quarters	1st	2nd	3rd	4th	OT	Total
Liberty	14	7	24	28	0	73
Opponents	31	17	13	34	0	95

Team Statistics	LIBERTY	OPP
FIRST DOWNS	73	71
Rushing	23	45
Passing	39	21
Penalty	11	5
RUSHING YARDAGE	470	924
Rushing Attempts	103	160
Average Per Rush	4.6	5.8
Average Per Game	156.7	308.0
TDs Rushing	3	10
PASSING YARDAGE	882	418
Comp-Att-Int	61-114-2	36-69-0
Average Per Pass	7.7	6.1
Average Per Catch	14.5	11.6
Average Per Game	294.0	139.3
TDs Passing	7	3
TOTAL OFFENSE	1352	1342
Average Per Play	6.2	5.9
Average Per Game	450.7	447.3
KICK RETURNS: #-Yards	6-97	7-147
PUNT RETURNS: #-Yards	2-4	2-37
INT RETURNS: #-Yards	0-0	2-21
FUMBLES-LOST	4-3	3-2
PENALTY-TIES-Yards	17-130	19-220
PUNTS-AVG	17-27.8	17-37.1
TIME OF POSSESSION/Game	25:55	34:05
3RD-DOWN Conversions	18/44	13/40
4TH-DOWN Conversions	1/5	5/8

Interceptions	no.	yds	avg	td	lg
---------------	-----	-----	-----	----	----

Punting	no.	yds	avg	lg	tb	fc	i20	50+	blk
ALVES, Aidan	12	358	29.8	40	0	4	2	0	0
PEART, Aaron	4	119	29.8	44	1	1	1	0	0
TEAM	1	-4	-4.0	0	0	0	0	0	0

Punt Returns	no.	yds	avg	td	lg
STUBBS, DJ	1	-1	-1.0	0	0
FARROW, B.J.	1	5	5.0	0	5
Total	2	4	2.0	0	5
Opponents	2	37	18.5	0	22

Kick Returns	no.	yds	avg	td	lg
HICKSON, Frankie	4	57	14.2	0	22
KING, Damian	2	40	20.0	0	29
Total	6	97	16.2	0	29
Opponents	7	147	21.0	0	28

All Purpose	g	rush	rcv	pr	kr	ir	total	avg/g
STUBBS, DJ	3	0	269	-1	0	0	268	89.3
KING, Damian	2	0	203	0	40	0	243	121.5
MATTHEWS, Ke	3	221	21	0	0	0	242	80.7
HICKSON, Frank	3	121	14	0	57	0	192	64.0
PICKETT, Peytto	3	162	-6	0	0	0	156	52.0
Total	3	470	882	4	97	0	1453	484.3
Opponents	3	924	418	37	147	21	1547	515.7

Total Offense	g	plays	rush	pass	total	avg/g
CALVERT, Stephen	3	118	-42	874	832	277.3
MATTHEWS, Kentory	3	34	221	0	221	73.7
PICKETT, Peyton	3	25	162	0	162	54.0
HICKSON, Frankie	3	26	121	0	121	40.3
BOYD, Frank	1	4	33	0	33	33.0
Total	3	217	470	882	1352	450.7
Opponents	3	229	924	418	1342	447.3

#	Defensive Leaders	gp-gs	Tackles				tfl/yds	Sacks no-yds	Pass defense			Fumbles		blkd kick	saf
			ua	a	tot				int-yds	brup	qbh	rcv-yds	ff		
54	WELLS, Juwan	3-2	14	10	24	3.0-6	0.5-3	.	.	2	
14	AJAYI, Solomon	3-3	8	14	22	3.0-4	
31	BENTON, Elijah	3-3	11	9	20	.	.	1	
2D	PETERS, Jeremy	3-2	13	5	18	1.0-1	.	.	3	.	.	1	.	.	
13	STEELE, Isaac	3-2	7	8	15	1.0-2	
Total		3	117	140	257	14-31	2-12	.	10	3	2-0	2	.	.	
Opponents		3	112	74	187	17-22	5-28	2-21	17	7	2-22	2	.	.	