



THE UNIVERSITY OF NEW MEXICO

2017-18 MEN'S BASKETBALL

15 NCAA Tournament Appearances
WAC Champions: 1964, 1968, 1974, 1978, 1993, 1994, 1996
Six Mountain West Tournament Championships:
2005, 2009, 2010, 2012, 2013, 2014

2017-18 SCHEDULE

DATE	OPPONENT	TV	TIME (MT)
Oct. 27	BYU (Exhibition)	N/A	L, 79-73
Nov. 11	Northern N.M.	MWN	W, 147-76
Nov. 14	Omaha	MWN	W, 102-71
Nov. 17	at New Mexico State	AGGIEVISION	L, 75-56
Nov. 21	Tennessee Tech	MWN	L, 104-96

2017 Emerald Coast Classic, Niceville, Fla.

Nov. 24	vs. TCU	CBSSN	L, 69-67
Nov. 25	vs. Maryland	ECC Web	L, 80-65

2017 Mtn West/Missouri Valley Challenge

Nov. 29	Evansville	AT&TSN	W, 78-59
Dec. 2	at UTEP	CUSA.tv	L, 88-76
Dec. 6	at Colorado	Pac-12 Net.	L, 75-57
Dec. 9	New Mexico State	ESPN3	L, 65-62
Dec. 16	#23 Arizona	CBSSN	L, 89-73
Dec. 19	Rice	AT&TSN	W, 78-69
Dec. 22	Prairie View	AT&TSN	W, 87-78
Dec. 27	Air Force*	AT&TSN	W, 87-58
Dec. 30	at Nevada*	AT&TSN	L, 77-74
Jan. 3	at (RV) Boise State*	ESPN3	L, 90-62
Jan. 6	San José State*	MWN	W, 80-47
Jan. 10	Wyoming*	MWN	W, 75-66
Jan. 13	at Fresno State*	ESPN3	L, 89-80
Jan. 17	at UNLV*	ESPN3	W, 85-81
Jan. 20	San Diego State*	CBSSN	W, 79-75
Jan. 27	Colorado State*	ESPN3	W, 80-65
Jan. 31	at Utah State*	MWN	L, 89-80
Feb. 3	at San José State*	AT&TSN	W, 71-68
Feb. 6	Boise State*	ESPNU	L, 73-71
Feb. 10	at Air Force*	ESPN3	L, 100-92
Feb. 14	Utah State*	MWN	W, 78-63
Feb. 20	at Wyoming*	AT&TSN	W, 119-114
Feb. 25	UNLV*	CBSSN	12 p.m.
Feb. 28	at Colorado State*	AT&TSN	7 p.m.
Mar. 3	Fresno State*	ESPN3	7 p.m.

2017 MW Championship (Hosted by UNLV)

Mar. 7	MW First Round	TBA	TBA
Mar. 8	MW Quarterfinals	TBA	TBA
Mar. 9	MW Semifinals	TBA	TBA
Mar. 10	MW Championship	TBA	TBA

Bold denotes home game at Dreamstyle Arena (15,411)

italics denotes tournament

*denotes Mountain West game

Game times listed are Mountain time and subject to change

Game 29: New Mexico vs UNLV



New Mexico Lobos

Record 14-14, 9-6 MW
Conference Mountain West
Head Coach Paul Weir (York, '04)
Record at UNM 14-14 (First Season)
Career Record 42-20 (Second Season)



UNLV Runnin' Rebels

Record 19-9, 9-6 MW
Conference Mountain West
Head Coach Marvin Menzies (UCLA, '87)
Record at UNLV 30-30 (Second Season)
Career Record 228-141

Media Information

Tip-Off: 12:05 p.m. (MST)
Location: Dreamstyle Arena - The Pit
..... Albuquerque, N.M.
Capacity: 15,411

Live TV: CBS Sports Network
Play-By-Play Dave Ryan
Analyst Steve Wolf
Sideline John Schriffen

Radio: 770 KKOZ-AM
..... 94.5 FM
..... Lobo Radio Network
Play-By-Play Robert Portnoy
Analyst Hunter Greene

Live Stats: lobos.statbroadcast.com

Notes last updated: Feb. 24, 2018

ABOUT THE MATCHUP

- The Lobos are entering Sunday's matchup having won their last two games. Most recently, UNM topped Wyoming on the road for the first time since 2014, breaking the record for most points scored by an opponent in Arena-Auditorium in Laramie.
- The Lobos broke the UNM program record for most 3-pointers in a single season against Wyoming (record was 301, Lobos have now scored 314).
- UNLV has lost its last two games vs San Diego State and Fresno State.
- The last time the two teams played, the Lobos claimed an emotional victory, 85-81, in Las Vegas. The Lobos came back from an 11-point deficit with 6:48 left for their first road win of the season.
- UNLV leads the series over UNM 33-26 however, the Lobos have won three of the last four games between the squads.
- Prior to Coach Weir's time at UNM, he served as the associate head coach under UNLV's head coach Marvin Menzies at New Mexico State from 2007-16.
- The Lobos have five players averaging scoring in double figures in conference play including junior Anthony Mathis (16.1), freshman Makuach Maluach (13.4), senior Sam Logwood (11.8), senior Antino Jackson (11.5) and senior Joe Furstinger (10.7).
- UNLV is led by four players in conference play including freshman Brandon McCoy (15.1 ppg), senior Jordan Johnson (14.7 ppg), junior Shakur Juiston (13.7 ppg) and senior Jovan Mooring (13.4 ppg).

PROBABLE STARTERS (BASED ON LAST GAME)

Pos.	No.	Name	PPG	RPG	APG	Notable
G	1	Chris McNeal (Jr., 6-1)	10.2	1.9	3.0	37.1% FG, 30.6% 3FG, 83 asts.
G	3	Antino Jackson (Sr., 6-0)	10.1	2.2	4.3	41.1% FG, 39.2% 3FG, 1.4 spg
F	5	Joe Furstinger (Sr., 6-9)	9.1	6.9	2.3	51.9% FG, 99 career blks, 1.7 bpg
G/F	10	Makuach Maluach (Fr., 6-5)	9.9	2.5	1.0	56 %FG, 47.4% FT, T9th Fr. pts
G/F	14	Dane Kuiper (Jr., 6-7)	6.4	3.3	1.7	34.6% FG, 31.9% 3FG, 28 stls

OFF THE BENCH

Pos.	No.	Name	PPG	RPG	APG
G/F	2	Sam Logwood (Sr., 6-8)	13.0	4.9	1.4
G	4	Mike Mondragon (R-Jr., 6-3)	0.3	0.0	0.2
G/F	11	Jachai Simmons (Jr., 6-7)	3.4	1.6	1.6
F/C	15	Vladimir Pinchuk (Fr., 6-10)	3.4	2.6	0.2
G	32	Anthony Mathis (Jr., 6-3)	12.8	2.0	1.0
G	31	Troy Simons (Jr., 6-3)	9.0	2.8	1.6
F	55	Connor MacDougall (Sr., 6-9)	0.0	0.0	0.0

Chelsea Pitvorec | Assistant Director of Athletic Communications
Email: cpitvorec@unm.edu | Cell: 352-422-2875

BY THE NUMBERS (MW)

2017-18 Stats Through 2/23/18

Statistic	All Games - MW	MW Games
Scoring:	80.6 ppg - 3rd	80.9 - 3rd
Scoring Defense:	76.9 ppg - 9th	77.0 - 16th
Scoring Margin:	+3.8 - 6th	+3.9 - 5th
Field Goal %:	.444 - 7th	.468 - 5th
Def. Field Goal %:	.484 - 11th	.501 - 11th
3-Point FG %:	.373 - 4th	.394 - 2nd
Def. 3-Point FG %:	.384 - 10th	.397 - 10th
Free Throw %:	.762 - 1st	.756 - 2nd
Off. Rebounding%:	31.4 - 11th	28.7 - 11th
Def. Rebounding%:	36.9 - 10th	34.7 - 6th
Reb. Margin:	-5.5 rpg - 11th	-5.9 - 11th
Assists:	16.1 apg - 3rd	16.4 - 1st
Turnover Margin:	+4.8 - 1st	+4.4 - 1st
Asst/TO Ratio:	1.3 A/TO - 2nd	1.4 - 2nd
Steals:	7.6 spg - 1st	7.4 - 1st
Blocks:	2.9 bpg - 7th	2.9 - 8th

KENPOM.COM

Category	Offense	Defense	D-I Avg
Adj. Efficiency	112.6 71	108.2 206	106.4
Adj. Tempo	71.2 49		68.4
Avg. Poss. Length	16.7 99	16.7 63	17.3
Four Factors			
Effective FG%:	52.4 116	55.1 319	51.1
Turnover %:	16.7 56	22.8 12	18.6
Off. Reb. %:	25.9 262	32.1 304	28.8
FTA/FGA:	32.4 202	38.9 290	33.6
Miscellaneous Components			
3P%:	36.9 93	38.8 330	35.2
2P%:	49.5 188	53.7 297	50.0
FT%:	75.8 45	71.5 191	71.3
Block%:	11.9 328	7.4 264	9.3
Steal%:	8.0 95	9.8 87	8.7
Style Components			
3PA/FGA:	49.2 6	31.7 22	37.5
A/FGM:	58.3 51	49.4 97	52.5
Defensive Fingerprint:	Mostly Man		
Point Distribution (% of total points)			
3-Pointers:	42.1 6	26.7 318	31.4
2-Pointers:	38.9 350	53.2 64	49.6
Free Throws:	19.0 180	20.1 108	19.0
Strength of Schedule			
Components:	107.6 111	104.8 88	106.4
Overall:	+2.77 92		0.00
Non-conference:	+1.67 127		0.00
Personnel			
Bench Minutes:	40.7% 15		31.8%
Experience:	2.00 yrs 84		1.70
Minutes Continuity:	24.4% 323		48.5%
Average Height:	77.0" 142		76.8"

SCOUTING UNLV

UNLV has lost its last two games, most recently a 77-64 defeat against Fresno State at home. The loss to the Bulldogs marked the end of a four-win home streak for the Runnin' Rebels. Prior to its loss at SDSU last Saturday, UNLV had won three straight games and five of its previous six, including a victory at then-No. 23 Nevada.

UNLV enters the game ranked ninth in the nation in rebounding (40.64 per game), 18th in field-goal percentage (49.5), 19th in scoring (83.9), 38th in assists per game (16.2) and 38th in blocked shots per game (4.6).

Freshman Brandon McCoy is the Runnin' Rebels' leader in scoring with 16.9 points per game on the season, and in rebounds with 10.1 per game. Junior Shakur Juiston posts 14.4 points per game on the year and is second in roudbs with 9.9 per game.

STATS STACK UP

STATISTIC

	UNM	UNLV
Scoring Offense	80.6	83.9
Scoring Defense	76.9	76.3
Scoring Margin	+3.8	+7.6
Field Goal Pct.	.444	.495
Field Goal Pct. Defense	.484	.422
3-Point FG Pct.	.373	.340
3-Point FG Pct. Defense	.384	.325
Free Throw Pct.	.762	.706
Rebounds per Game	31.4	40.6
Rebound Margin	-5.5	+5.3
Steals per game	7.6	5.8
Blocks per game	2.9	4.6
Assists per game	16.1	16.2
Turnovers per game	12.3	14.6
Turnover Margin	+4.8	-2.5
Assist/Turnover Ratio	1.3	1.1

SERIES HISTORY

UNLV leads the all-time series between the two squads 33-26, but the Lobos have claimed three of the last four meetings. That includes earlier this season on Jan. 17 when the Lobos emerged victorious in Las Vegas, 85-81, coming back from an 11-point deficit with 6:48 left to play.

Last time UNLV ventured to Albuquerque, on Jan. 10 of last season, the Runnin' Rebels took home a 71-66 win. Last time UNM won at home against UNLV was on Feb. 2, 2016

Full series history on page 5.

DOUBLE FIGURE STREAK

Junior Anthony Mathis has scored in double figures in the last 15 games of the season, spanning the entirety of conference play. He has accumulated a team-best 22 double-digit scoring games this season. In his first two seasons at UNM, Mathis averaged just 2.3 and 2.9 points per game. This season, he posts 12.8 ppg.

FURSTINGER BLOCK PARTY

Senior Joe Furstinger is just one block away from hitting the career-100 mark. He currently ranks tied for ninth in Lobo history with 99 - tied with former Lobo Cameron Bairstow (set in 2013-14). Getting his 100th would tie him for 8th.

MATHIS - RANKED 4TH IN THE NATION

Junior Anthony Mathis is currently ranked 4th in the country in 3-point field goal

NEW MEXICO NOTES

percentage, firing at a clip of 49.1 percent from behind the arc. He has hit a team-high 85 3-pointers on the season. He is also ranked 30th in 3-point field goals per game (3.04) and 32nd in total 3-pointers made on the season (85).

3-POINT FRENZY - 5TH IN THE NATION

The Lobos are currently fifth in the nation in 3-pointers made per game (11.2) and 10th in total 3-pointers made on the season.

BROKEN RECORDS - TWO DOWN

In the Feb. 10 game against Air Force, the Lobos broke the UNM record for most 3-point attempts in a single season. To-date, the Lobos have attempted 842 3-pointers this season, breaking the previous record of 782 which was set in 1993-94.

In their last game on Tuesday at Wyoming, UNM broke the program record for most 3-pointers in a single season. The previous record was 301, set in 1997-98. The Lobos have now knocked down 314 3-pointers with at least four games left to play.

RECORD WATCH

- Freshman Makuach Maluach is currently ranked 9th in Lobo history in most points scored by a freshman. He has scored 278. The all-time record is 484.
- Earlier this season, senior Joe Furstinger tied for 10th-place in Lobo history with four consecutive double-doubles.
- The individual Lobo record for most 3-point field goals in a season is 102. Junior Anthony Mathis has scored 85 3-pointers, making him just 17 short. Mathis averages 3.0 threes per game, with at least four games left in the season, Mathis could break the record.

LINEUP MIXUP

The Lobos have featured 16 different lineups this season over 28 games. In press conferences and radio interviews, Coach Weir explained his method to this madness - so to speak - designating deflections and other statistics in the most recent game as the primary determining factor in this season's Lobo starters.

LOBOS IN THE NATION

The Lobos are performing well in many categories in comparison to the rest of the nation's teams. Here is a look at where the Lobos stack up nationally in key categories:

- 5th - 3-point field goals per game (11.2)
- 7th - turnover margin (4.8)
- 7th - turnovers forced (17.11)
- 8th - 3-point field goal attempts (842)

MOUNTAIN WEST STANDINGS

Through 2/23/18

Place	School	MW	MW Pct.	Overall	Overall Pct.	Streak
1.	Nevada	13-2	0.867	24-5	0.828	W4
2.	Boise State	12-4	0.750	22-6	0.786	W2
3.	Fresno State	10-5	0.667	20-8	0.714	W5
4.	New Mexico	9-6	0.600	14-14	0.500	W2
5.	UNLV	8-7	0.533	19-9	0.679	L2
	San Diego State	8-7	0.533	16-10	0.615	W3
	Wyoming	8-7	0.533	17-11	0.607	L1
8.	Utah State	7-8	0.467	14-14	0.500	L2
9.	Air Force	4-10	0.286	10-16	0.385	L3
10.	Colorado State	4-12	0.250	11-18	0.379	L2
11.	San José State	0-15	0.000	3-23	0.115	L15

USA TODAY COACHES POLL

Week 15: As of 2/19/2018						
No.	School	Record	Pts.	1st	Prev. Chg.	H/L
1	Michigan St	26-3	782	20	1	0
2	Virginia	24-2	773	8	3	1
3	Villanova	24-3	745	4	2	-1
4	Xavier	24-4	656	0	4	0
5	Duke	22-5	655	0	10	5
6	Gonzaga	25-4	602	0	8	2
7	Texas Tech	22-5	588	0	6	-1
8	Kansas	21-6	566	0	13	5
9	Purdue	24-5	526	0	7	-2
10	North Carolina	21-7	498	0	16	6
11	Cincinnati	23-4	497	0	5	-6
12	Wichita St.	21-5	404	0	18	6
13	Auburn	23-4	358	0	11	-2
14	Arizona	21-6	340	0	19	5
15	Ohio St	22-7	339	0	9	-6
16	Michigan	22-7	325	0	21	5
17	Clemson	20-6	324	0	12	-5
18	Rhode Island	21-4	263	0	14	-4
19	Tennessee	19-7	208	0	17	-2
20	St. Mary's	25-4	173	0	15	-5
21	West Virginia	19-8	168	0	20	-1
22	Nevada	23-5	143	0	24	2
23	Houston	21-5	119	0	30	7
24	Middle Tenn St.	22-5	72	0	28	4
25	Arizona State	19-7	47	0	22	-3

Others receiving votes: Creighton 34; Kentucky 31; Virginia Tech 20; Florida State 18; Texas A&M 15; Florida 14; Seton Hall 13; Baylor 12; St. Bonaventure 11; UCLA 11; Miami (Fla.) 9; Butler 9; Kansas State 9; Nebraska 7; Loyola (Ill.) 6; Arkansas 3; East Tennessee State 2; Boise State 1; Louisiana-Lafayette 1; New Mexico State 1; Oklahoma 1; TCU 1.

ASSOCIATED PRESS POLL

As of 2/19/2018				
No.	School	Record	Pts.	Prev. Rk.
1	Virginia (42)	1,601	24-2	1
2	Michigan State (19)	1,565	26-3	2
3	Villanova (4)	1,509	24-3	3
4	Xavier	1,398	24-4	4
5	Duke	1,292	22-5	12
T-6	Texas Tech	1,206	22-5	7
T-6	Gonzaga	1,206	25-4	9
8	Kansas	1,166	21-6	13
9	Purdue	1,130	24-5	6
10	North Carolina	1,074	21-7	14
11	Cincinnati	954	23-4	5
12	Auburn	873	23-4	10
13	Wichita State	870	21-5	19
14	Arizona	831	21-6	17
15	Clemson	683	20-6	11
16	Ohio State	680	22-7	8
17	Michigan	615	22-7	22
18	Rhode Island	455	21-4	16
19	Tennessee	427	19-7	18
20	Nevada	330	23-5	24
21	West Virginia	329	19-8	20
22	Saint Mary's	291	25-4	15
23	Houston	263	21-5	NR
24	Middle Tennessee	87	22-5	NR
25	Florida State	63	19-8	NR

Others receiving votes: Baylor 52, Kentucky 33, Arizona State 32, Arkansas 23, UCLA 20, St. Bonaventure 13, Virginia Tech 12, Creighton 10, Penn State 6, Missouri 5, Kansas State 5, Texas A&M 4, TCU 4, Loyola-Chicago 2, Butler 2, East Tennessee State 1, Alabama 1, Boise State 1, Oklahoma 1.

MW PRESEASON POLL

Place	School (1st Place Votes)	Points
1.	Nevada (19)	257
2.	San Diego State (2)	229
3.	Boise State (2)	211
4.	Fresno State	188
5.	Colorado State	154
6.	UNLV (1)	138
7.	Wyoming	133
8.	Utah State	102
9.	New Mexico	93
10.	San José State	41
11.	Air Force	38

LOBOS RECORD WHEN ...	OVERALL	MW
Overall	14-14	9-6
At home	11-4	6-1
On the road	3-8	3-5
At neutral sites	0-2	0-0
After a win	7-6	5-4
After a loss	6-8	4-2
In overtime	0-0	0-0
vs. ranked opponents	0-1	0-0
In Cherry jerseys	1-8	1-4
In Silver jerseys	0-0	0-0
In White jerseys	10-5	6-2
In Turquoise jerseys	3-1	2-0
Games decided by 1-4 points	3-4	3-2
Games decided by 5-9 points	4-4	2-3
Games decided by 10-19 points	3-5	2-0
Games decided by 20+ points	4-1	2-1
Leading at half	10-3	5-2
Trailing at half	3-11	3-4
Tied at half	1-0	1-0
Shooting 50% or better	4-2	3-2
Shooting between 40-49.9%	10-4	6-3
Shooting less than 40%	0-8	0-1
Opponent shoots 50% or better	4-9	3-4
Opponent shoots b/w 40-49.9%	5-4	4-2
Opponent shoots b/w 30-39.9%	5-1	2-0
Opponent shoots less than 30%	0-0	0-0
UNM higher FG%	6-1	3-1
Opponent higher FG%	8-13	6-5
FG% Tied	0-0	0-0
UNM outrebounds	6-2	2-1
Opponent outrebounds	7-12	6-5
Rebounds tied	1-0	1-0
UNM more made free throws	8-4	4-1
Opponent more made free throws	4-8	3-4
Made free throws tied	2-2	2-1
UNM 3FG% higher	10-5	6-3
Opponent 3FG% higher	4-9	3-3
3FG% tied	0-0	0-0
UNM has more fouls	5-9	3-5
Opponent has more fouls	7-2	4-1
Fouls are tied	2-3	2-0
UNM more turnovers	2-5	2-3
Opponent more turnovers	12-7	7-2
Turnovers tied	0-2	0-1
Scoring less than 50 points	0-0	0-0
Scoring 50-59 points	0-2	0-0
Scoring 60-69 points	0-4	0-1
Scoring 70-79 points	6-4	4-2
Scoring 80-89 points	5-2	4-2
Scoring 90-99 points	0-2	0-1
Scoring 100+ points	3-0	1-0
Allowing 40 points or less	0-0	0-0
Allowing 41-49 points	1-0	1-0
Allowing 50-59 points	2-0	1-0
Allowing 60-69 points	5-2	4-0
Allowing 70-79 points	4-4	1-2
Allowing 80-89 points	1-5	1-2
Allowing 90+ points	1-3	1-2
On Monday	0-0	0-0
On Tuesday	3-2	1-1
On Wednesday	5-3	4-2
On Thursday	0-0	0-0
On Friday	1-2	0-0
On Saturday	5-7	4-3
On Sunday	0-0	0-0
In November	3-4	0-0
In December	3-5	1-1
In January	5-3	5-3
In February	3-2	3-2
In March	0-0	0-0

- 10th - total field goals made (314)
- 31st - free-throw percentage (76.2)

LOBOS IN THE MOUNTAIN WEST

The Lobos are ranked highly in the Mountain West in several statistical categories, including 16 in the top five. Below are just a few of the top spots UNM holds in the MW:

- 1st - 3-point field goals attempted (842)
- 1st - free throw percentage (76.2)
- 1st - steals per game (7.6)
- 1st - 3-point field goals per game (11.2)
- 1st - total 3-pointers made (314)
- 1st - total steals (213)
- 1st - turnover margin (4.8)
- 1st - turnovers forced (17.11)

ABOUT THE 2017-18 LOBOS

The 2017-18 Lobos have just five returning student-athletes from the 2016-17 squad and feature an outstanding nine newcomers. Under first-year head coach Paul Weir, the Lobos look to improve on their 17-14 overall record last season, 10-8 in Mountain West play.

Top returners for the Lobos include lone regular starter Sam Logwood who averaged 7.3 points per game for a .449 field goal percentage and a .671 percentage from the free throw line. All four other Lobos to return to UNM this season played in at least 10 games, including junior Dane Kuiper who started 13 games, averaging 6.0 points per game.

NEW COACH, NEW ERA

At the helm of the Lobos in the 2016-17 season will be head coach Paul Weir, officially named the 21st head coach in UNM men's basketball history on April 11, 2017. Weir spent the last season with New Mexico State where he finished 28-6 and led NMSU to a WAC Tournament Championship and an NCAA appearance. Weir is the first basketball coach to serve as the head coach for both New Mexico DI institutions.

BY THE NUMBERS

Here is what is returning and missing for the 2017-18 Lobos.

Stat.....	Returning.....	Lost.....	% Returning
Points.....	598.....	1,685.....	26%
Rebounds.....	312.....	759.....	29%
Assists.....	93.....	327.....	22%
Blocks.....	37.....	72.....	34%
Steals.....	54.....	135.....	29%
3-Pointers.....	39.....	106.....	27%
Free Throws.....	145.....	437.....	25%

STARTERS AND RECORDS (in order of appearance)

McNeal	A. Jackson	Kuiper	Logwood	Furstinger	2-2
McNeal	Simons	Kuiper	Logwood	Furstinger	1-2
McNeal	Kuiper	Simmons	Logwood	Furstinger	0-1
McNeal	A. Jackson	Simons	Logwood	Furstinger	0-1
A. Jackson	Simons	Simmons	Maluach	Furstinger	0-1
A. Jackson	Kuiper	Simmons	Maluach	Furstinger	1-2
A. Jackson	Kuiper	Mathis	Maluach	Pinchuk	1-1
A. Jackson	Simons	Simmons	Pinchuk	Furstinger	1-0
McNeal	Kuiper	Simons	Maluach	Pinchuk	1-0
A. Jackson	Kuiper	Simmons	Pinchuk	Furstinger	0-1
A. Jackson	Kuiper	Mathis	Pinchuk	Furstinger	2-0
A. Jackson	Mathis	Simmons	Maluach	Pinchuk	2-0
A. Jackson	Mathis	Simmons	Furstinger	Pinchuk	1-0
McNeal	Mathis	Kuiper	Maluach	Furstinger	1-2
McNeal	Kuiper	Simons	Maluach	Logwood	0-1
A. Jackson	McNeal	Kuiper	Maluach	Furstinger	1-0

NEW MEXICO NOTES

LOBO TRANSFERS

Of the nine fresh faces to the UNM squad, the Lobos welcome in six new transfers, four of which will be eligible to compete in the 2017-18 season. Those that are eligible and will don the Lobo Cherry & Silver this season include junior Chris McNeal (Indian Hills), senior Antino Jackson (Akron), junior Jachai Simmons (Midland College) and junior Troy Simons (Polk State). The pair of transfers that will not see action this season is JaQuan Lyle (Ohio State) and Vance Jackson (UConn) due to NCAA transfer rules.

LOBOS ON TV

The 2017-18 schedule includes many national and regional broadcasts of New Mexico basketball. The Lobos are currently slated for TV 22 times, including 13 of 16 Mountain West games. UNM had 22 of 26 UNM and MW controlled games selected for TV while three non-conference road games, at New Mexico State, at UTEP and at Colorado are expected to be broadcast as well. The Lobos will be on ATT SportsNet/ROOT eight times, on CBS Sports Network five times, ESPN3 five times, and ESPNU and the Mountain West Network on Stadium once. Additionally, two games (at UNLV on January 17 and January 27 at home against Colorado State) are flex games that will be either on ESPNU or ESPN3.

THERE'S NO PLACE LIKE HOME

After two years as WisePies Arena - The Pit, the famous home of Lobo basketball has been given a new name. While it will still be referred to as "The Pit," this season will be the first that the Lobos will compete in "Dreamstyle Arena" as part of an exciting \$10 million agreement for naming rights by Dreamstyle Remodeling of both of UNM's largest-capacity athletic venues. In addition to the official renaming of the Lobo basketball arena, the UNM football stadium, formerly referred to as "University Stadium" is now officially named "Dreamstyle Stadium."

In conjunction with the new name, The Pit was given a new floor this season, featuring both "New Mexico" and "The Pit" on the baselines, the new university interlocking UNM logo, fresh Mountain West logos customized in the Lobo cherry and silver, cherry free throw lines and dual Dreamstyle Arena logos on both sides of center court.

"The Pit" is nationally recognized as one of the top basketball venues. Need more evidence? How about Sports Illustrated ranking it as one of the top 20 sporting venues, of any sport, in the world for the 20th century. The Pit is truly a special place, and it has created an unparalleled environment for the New Mexico men's basketball program. Since the Mountain West conference began in 1999-2000, New Mexico has ranked in the top two in home attendance among MW teams in every year except one, including 12 seasons as the top-ranked MW team in overall attendance.

LOBOS FROM NEAR AND FAR

Just one Lobo on the 2017-18 roster hails from near as a New Mexico native, freshman Matt Vail. Of the remaining 13 players on the roster, two are from California (Joe Furstinger and Vance Jackson) and two more are from Indiana (Sam Logwood and JaQuan Lyle). That leaves nine players all from different states or countries. The Lobo melting pot includes players from as close as Arizona (Connor McDougall) and Texas (Antino Jackson) and as far as Alaska (Dane Kuiper), New Jersey (Jachai Simmons), Oregon (Anthony Mathis), Pennsylvania (Troy Simons) and Tennessee (Chris McNeal). Not only are the Lobos' home towns spread across the United States, but two come from overseas including freshmen Makuach Maluach from Sydney, Australia, and Vladimir Pinchuk from Schwelm, Germany.

SERIES HISTORY VS UNLV

UNLV leads 33-26		
Home 13-12 (Pit 13-12, Road 13-19, Neutral 0-2)		
1-17-76	UNLV	80-73 Albuquerque
1-7-77	UNLV	121-96 at Las Vegas
1-7-78	New Mexico	102-98 at Las Vegas
1-17-78	New Mexico	89-76 Albuquerque
1-27-79	New Mexico	102-99 at Las Vegas
2-23-79	New Mexico	110-100 Albuquerque
1-26-80	UNLV	84-78 at Las Vegas
2-22-80	UNLV	84-68 Albuquerque
12-26-80	UNLV	87-75 at Las Vegas
2-27-81	UNLV	88-81 Albuquerque
1-9-82	New Mexico	72-70 Albuquerque
2-26-82	UNLV	100-68 at Las Vegas
1-15-98	New Mexico	79-61 Albuquerque
2-16-98	New Mexico	75-66 at Las Vegas
3-7-98	UNLV	56-51 at Las Vegas*
1-17-00	UNLV	85-73 Albuquerque
3-4-00	UNLV	80-67 at Las Vegas
1-22-01	UNLV	80-72 at Las Vegas
2-19-01	New Mexico	75-56 Albuquerque
2-5-02	New Mexico	84-81 (OT) Albuquerque
3-2-02	UNLV	91-82 at Las Vegas
3-7-02	UNLV	120-117 (2OT) at Las Vegas\$
1-27-03	UNLV	75-66 Albuquerque
2-22-03	UNLV	74-69 at Las Vegas
1-31-04	UNLV	89-80 at Las Vegas
3-1-04	UNLV	78-75 Albuquerque
3-11-04	UNLV	55-53 at Denver, Colo.\$
1-29-05	New Mexico	62-58 Albuquerque
2-28-05	New Mexico	77-66 at Las Vegas
1-28-06	UNLV	67-56 at Las Vegas
3-1-06	New Mexico	47-39 Albuquerque
3-9-06	UNLV	65-64 at Denver, Colo.\$
1-27-07	UNLV	76-72 at Las Vegas
2-28-07	UNLV	85-83 Albuquerque
2-2-08	UNLV	79-60 at Las Vegas
3-4-08	New Mexico	59-45 Albuquerque
1-3-09	UNLV	60-58 at Las Vegas
2-7-09	New Mexico	73-69 (OT) Albuquerque
1-9-10	UNLV	74-62 Albuquerque
2-10-10	New Mexico	76-66 at Las Vegas
1-22-11	UNLV	63-62 at Las Vegas
2-23-11	UNLV	77-74 (OT) Albuquerque
1-21-12	UNLV	80-63 at Las Vegas
2-18-12	New Mexico	65-45 Albuquerque
3-9-12	New Mexico	72-67 at Las Vegas\$
1-9-13	New Mexico	65-60 Albuquerque
2-9-13	UNLV	64-55 at Las Vegas
3-16-13	New Mexico	63-56 at Las Vegas@
1-15-14	UNLV	73-76 Albuquerque
2-19-14	New Mexico	68-56 at Las Vegas
1-21-15	New Mexico	71-69 at Las Vegas
2-21-15	UNLV	76-68 Albuquerque
1-12-16	UNLV	74-86 at Las Vegas
2-2-16	New Mexico	87-83 Albuquerque
1-10-17	UNLV	71-66 Albuquerque
2-1-17	New Mexico	80-77 at Las Vegas
1-17-18	New Mexico	85-81 at Las Vegas

THE 2017-18 NEW MEXICO LOBOS

NUMERICAL ROSTER

#	NAME	HT	WT	POS	YR	EXP.	HOMETOWN (LAST SCHOOL/TEAM)
0	Matt Vail	5-10	145	G	Fr.	HS	Grants, N.M. (Grants HS)
1	Chris McNeal	6-1	185	G	Jr.	TR	Jackson, Tenn. (Indian Hills)
2	Sam Logwood	6-8	215	G/F	Sr.	3L	Indianapolis, Ind. (La Lumiere HS)
3	Antino Jackson	6-0	170	G	Sr.	TR	Houston, Texas (Akron)
4	Mike Mondragon	6-3	210	G	R-Jr.	HS	Taos, N.M. (Highland HS)
5	Joe Furstinger	6-9	230	F	Sr.	3L	Rancho Santa Margarita, Calif. (Santa Margarita Cath. HS)
10	Makuach Maluach	6-5	190	G/F	Fr.	HS	Sydney, Australia (Newington College)
11	Jachai Simmons	6-7	180	G/F	Jr.	TR	Plainfield, N.J. (Midland College)
13	JaQuan Lyle	6-5	210	G	Jr.	TR	Evansville, Ind. (Ohio State)
14	Dane Kuiper	6-7	200	G/F	Jr.	2L	Wasilla, Alaska (Corona del Sol HS (Ariz.))
15	Vladimir Pinchuk	6-10	230	F/C	Fr.	HS	Schwelm, Germany (Maerkischies Gym. Schwelm)
22	Vance Jackson	6-9	235	F	So.	TR	Los Angeles, Calif. (UConn)
31	Troy Simons	6-3	195	G	Jr.	TR	Pittsburgh, Penn. (Polk State)
32	Anthony Mathis	6-3	175	G	Jr.	2L	West Linn, Ore. (West Linn HS)
55	Connor MacDougall	6-9	240	F	Sr.	1L	Tempe, Ariz. (South Mountain CC)

ALPHABETICAL ROSTER

#	NAME	HT	WT	POS	YR	EXP.	HOMETOWN (LAST SCHOOL/TEAM)
5	Joe Furstinger	6-9	230	F	Sr.	3L	Rancho Santa Margarita, Calif. (Santa Margarita Cath. HS)
3	Antino Jackson	6-0	170	G	Sr.	TR	Houston, Texas (Akron)
22	Vance Jackson	6-9	235	F	So.	TR	Los Angeles, Calif. (UConn)
14	Dane Kuiper	6-7	200	G/F	Jr.	2L	Wasilla, Alaska (Corona del Sol HS (Ariz.))
2	Sam Logwood	6-8	215	G/F	Sr.	3L	Indianapolis, Ind. (La Lumiere HS)
13	JaQuan Lyle	6-5	210	G	Jr.	TR	Evansville, Ind. (Ohio State)
55	Connor MacDougall	6-9	240	F	Sr.	1L	Tempe, Ariz. (South Mountain CC)
10	Makuach Maluach	6-5	190	G/F	Fr.	HS	Sydney, Australia (Newington College)
32	Anthony Mathis	6-3	175	G	Jr.	2L	West Linn, Ore. (West Linn HS)
1	Chris McNeal	6-1	185	G	Jr.	TR	Jackson, Tenn. (Indian Hills)
4	Mike Mondragon	6-3	210	G	R-Jr.	HS	Taos, N.M. (Highland HS)
15	Vladimir Pinchuk	6-10	230	F/C	Fr.	HS	Schwelm, Germany (Maerkischies Gym. Schwelm)
11	Jachai Simmons	6-7	180	G/F	Jr.	TR	Plainfield, N.J. (Midland College)
31	Troy Simons	6-3	195	G	Jr.	TR	Pittsburgh, Penn. (Polk State)
0	Matt Vail	5-10	145	G	Fr.	HS	Grants, N.M. (Grants HS)

PRONOUNCIATION GUIDE

3	ANTINO Jackson	ANT-uh-no
5	Joe FURSTINGER	FUR-sting-er
10	MAKUACH MALUACH	muh-KWATCH mal-a-WATCH
11	JACHAI Simmons	juh-KIE SIMM-uns
13	JAQUAN Lyle	JAY-qwan
14	Dane KUIPER	KIE-pur
31	Troy SIMONS	SIGH-muns
55	Connor MACDOUGALL	MACK-doo-gull

BY ELIGIBILITY

Seniors (4)

2	Sam Logwood	G/F
3	Antino Jackson	G
5	Joe Furstinger	F
55	Connor MacDougall	F

Juniors (6)

1	Chris McNeal	G
11	Jachai Simmons	G/F
13	JaQuan Lyle	G
14	Dane Kuiper	G/F
31	Troy Simons	Jr.
32	Anthony Mathis	Jr.

Sophomores (1)

22	Vance Jackson	F
----	---------------	---

Freshmen (3)

0	Matt Vail	G
10	Makuach Maluach	G/F
15	Vladimir Pinchuk	F/C

HOME STATE/COUNTRY

Alaska (1)

14	Dane Kuiper	G/F
----	-------------	-----

Arizona (1)

55	Connor MacDougall	F
----	-------------------	---

California (2)

5	Joe Furstinger	F
22	Vance Jackson	F

Indiana (2)

2	Sam Logwood	G/F
13	JaQuan Lyle	G

New Jersey (1)

11	Jachai Simmons	G/F
----	----------------	-----

New Mexico (1)

0	Matt Vail	G
---	-----------	---

Oregon (1)

32	Anthony Mathis	G
----	----------------	---

Pennsylvania (1)

31	Troy Simons	G
----	-------------	---

Tennessee (1)

1	Chris McNeal	G
---	--------------	---

Texas (1)

3	Antino Jackson	G
---	----------------	---

Australia (1)

10	Makuach Maluach	G/F
----	-----------------	-----

Germany (1)

15	Vladimir Pinchuk	F/C
----	------------------	-----

STARTERS RETURNING (1)

No.	Name	Pos.	GP-GS	Pts.	Reb.	Ast.	FG%	FT%
2	Sam Logwood	G/F	30-18	7.3	3.5	1.1	.449	.671

OTHER LETTERWINNERS RETURNING (4)

No.	Name	Pos.	GP-GS	Pts.	Reb.	Ast.	FG%	FT%
5	Joe Furstinger	F	26-5	3.3	2.9	0.6	.528	.721
14	Dane Kuiper	G/F	26-13	6.0	2.7	1.3	.435	.783
32	Anthony Mathis	G	10-0	2.9	1.0	0.8	.400	1.000
55	Connor MacDougall	F	27-0	4.0	1.9	0.1	.471	.815

STARTERS LOST (4)

No.	Name	GP-GS	Pts.	Reb.	Ast.	FG%	FT%
4	Elijah Brown	31-27	18.8	5.2	3.1	.379	.827
5	Jalen Harris	31-18	4.5	1.8	2.3	.439	.745
11	Obij Agat	31-28	5.9	4.1	0.4	.609	.700
32	Tim Williams	22-21	17.4	6.9	1.5	.562	.692

OTHER LETTERWINNERS LOST (5) NEWCOMERS (9)

No.	Name	No.	Name	Pos.	Exp.
1	Aher Uguak	0	Matt Vail	G	HS
3	Jordan Hunter	1	Chris McNeal	G	TR
21	Xavier Adams	3	Antino Jackson	G	TR
24	Damien Jefferson	10	Makuach Malauch	G/F	HS
30	Adam Cumber	11	Jachai Simmons	G/F	TR
		13	JaQuan Lyle	G	TR
		15	Vladimir Pinchuk	F/C	HS
		22	Vance Jackson	F	TR
		31	Troy Simons	G	TR



Paul Weir

21st Head Coach in UNM Program History
Career Record: 42-20

NOTEWORTHY :

- Named the 21st head coach in program history on April 11, 2017
- Spent last season at New Mexico State, finishing 28-6
- First basketball coach to serve as head coach for both New Mexico DI Institutions
- Led NMSU to WAC Tournament Championship and NCAA Appearance
- Married to Alma Weir and has one son, Theodore

COACHING EXPERIENCE

Head Coach:

New Mexico (2017-present) (14-14)

New Mexico State (2016-17) (28-6)

Associate Head Coach:

New Mexico State (2007-16)

Director of Basketball Operations:

University of Iowa (2005-07)

Assistant Coach:

Northwestern State (La.) (2004-05)

ALMA MATER

York (2004)

TWITTER

Follow @Paul_Weir1

MORE NOTES ON COACH WEIR

- Weir's 28 wins in 2016-17 were the most in Division I for first-year head coaches
- His 28-6 record as a first-year head coach tied for the 10th-most wins by a Division I head coach in NCAA history
- Among those 28 wins was a NMSU school record 20-game winning streak that was at the time the longest in the nation
- Has three master's degrees in health and human performance, sports psychology and business administration. Currently working on his doctorate
- Played at York University and became starting point-guard for the Lions as a freshman
- Weir came to NM State in 2007 after two seasons as the director of basketball operations at Iowa, where he served under former Lobo head coach Steve Alford

WHAT THEY ARE SAYING ABOUT PAUL WEIR

"New Mexico got a guy in Paul Weir that has paid his dues, and immediately showed he can get things done as the head coach. This hire makes sense because Weir knows the landscape and the expectations at UNM. He's a guy who can coach, recruit and connect with players. That's rare these days." - **Jeff Goodman, ESPN**

"Paul Weir handled the transition from assistant coach to head coach about as smoothly as it can be handled -- winning 28 games in his first year after being promoted at New Mexico State. It was similar to what Brad Stevens did immediately after being promoted at Butler. So the Lobos have hired an accomplished coach with a great reputation." - **Gary Parrish, CBS Sports**

2017-18 SEASON STATISTICS

RECORD:	OVERALL	HOME	AWAY	NEUTRAL
ALL GAMES	14-14	11-4	3-8	0-2
CONFERENCE	9-6	6-1	3-5	0-0
NON-CONFERENCE	5-8	5-3	0-3	0-2

#	Player	gp-gs	min	avg	Total		3-Point		F-Throw		Rebounds				pf	dq	a	to	blk	stl	pts	avg
					fg-fga	fg%	3fg-fga	3fg%	ft-fa	ft%	off	def	tot	avg								
32	MATHIS, Anthony	28-10	596	21.3	111-224	.496	85-173	.491	50-59	.847	11	45	56	2.0	72	5	27	17	3	15	357	12.8
01	McNEAL, Chris	28-15	711	25.4	91-245	.371	48-157	.306	56-75	.747	4	50	54	1.9	45	0	83	52	0	22	286	10.2
10	MALUACH, Makuach	28-14	558	19.9	98-175	.560	27-57	.474	55-67	.821	32	39	71	2.5	65	3	28	39	7	18	278	9.9
03	JACKSON, Antino	27-19	630	23.3	92-224	.411	58-148	.392	31-43	.721	9	51	60	2.2	59	1	116	64	0	37	273	10.1
02	LOGWOOD, Sam	20-10	498	24.9	94-196	.480	2-7	.286	69-87	.793	37	60	97	4.9	48	0	27	45	0	11	259	13.0
05	FURSTINGER, Joe	27-22	742	27.5	84-162	.519	3-23	.130	75-96	.781	44	142	186	6.9	82	3	63	42	45	21	246	9.1
31	SIMONS, Troy	23-8	506	22.0	70-198	.354	41-121	.339	27-35	.771	27	37	64	2.8	52	3	37	26	4	41	208	9.0
14	KUIPER, Dane	28-22	621	22.2	55-159	.346	36-113	.319	34-41	.829	14	78	92	3.3	61	1	47	21	7	28	180	6.4
15	PINCHUK, Vladimir	25-10	385	15.4	33-53	.623	0-0	.000	19-40	.475	22	43	65	2.6	50	1	5	13	9	2	85	3.4
11	SIMMONS, Jachai	25-10	341	13.6	33-81	.407	14-43	.326	4-8	.500	14	27	41	1.6	29	0	18	14	7	18	84	3.4
04	MONDRAGON, Mike	6-0	12	2.0	1-1	1.000	0-0	.000	0-0	.000	0	0	0	0.0	1	0	1	2	0	0	2	0.3
Team											55	38	93		1		9					
Total.....		28	5600		762-1718	.444	314-842	.373	420-551	.762	269	610	879	31.4	565	17	452	344	82	213	2258	80.6
Opponents.....		28	5600		763-1575	.484	191-498	.384	436-609	.716	286	748	1034	36.9	552	-	380	479	99	169	2153	76.9

TEAM STATISTICS			NM	OPP	Date	Opponent	Score	Att.
SCORING			2258	2153	11/11/17	NORTHERN NEW MEXICO	w 147-76	10695
Points per game			80.6	76.9	11/14/17	NEBRASKA-OMAHA	w 103-71	9601
Scoring margin			+3.8	-	11/17/17	at New Mexico State	L 56-75	6839
FIELD GOALS-ATT			762-1718	763-1575	11/21/17	TENNESSEE TECH	L 96-104	9703
Field goal pct			.444	.484	11/24/17	vs TCU	L 67-69	1000
3 POINT FG-ATT			314-842	191-498	11/25/17	vs Maryland	L 65-80	1250
3-point FG pct			.373	.384	11/29/17	EVANSVILLE	w 78-59	8943
3-pt FG made per game			11.2	6.8	12/2/17	at UTEP	L 76-88	6394
FREE THROWS-ATT			420-551	436-609	12/6/17	at Colorado	L 57-75	6610
Free throw pct			.762	.716	12/9/17	NEW MEXICO STATE	L 62-65	12768
F-Throws made per game			15.0	15.6	12/16/17	ARIZONA	L 73-89	13207
REBOUNDS			879	1034	12/19/17	RICE	w 78-69	9415
Rebounds per game			31.4	36.9	12/22/17	PRAIRIE VIEW A&M	w 87-78	9423
Rebounding margin			-5.5	-	* 12/27/17	AIR FORCE	w 87-58	10514
ASSISTS			452	380	* 12/30/17	at Nevada	L 74-77	9530
Assists per game			16.1	13.6	* 01/03/18	at Boise State	L 62-90	7557
TURNOVERS			344	479	* 1/6/18	SAN JOSE STATE	w 80-47	10799
Turnovers per game			12.3	17.1	* 1/10/18	WYOMING	w 75-66	9846
Turnover margin			+4.8	-	* 01/13/18	at Fresno State	L 80-89	6244
Assist/turnover ratio			1.3	0.8	* 01/17/18	at UNLV	w 85-81	10546
STEALS			213	169	* 1/20/18	SAN DIEGO STATE	w 79-75	11418
Steals per game			7.6	6.0	* 1/27/18	COLORADO STATE	w 80-65	12438
BLOCKS			82	99	* 01/31/18	at Utah State	L 80-89	6345
Blocks per game			2.9	3.5	* 02/03/18	at San Jose State	w 71-68	2151
ATTENDANCE			159864	71638	* 2/6/18	BOISE STATE	L 71-73	11357
Home games-Avg/Game			15-10658	11-6308	* 2/10/18	at Air Force	L 92-100	2851
Neutral site-Avg/Game			-	2-1125	* 2/14/18	UTAH STATE	w 78-63	9737
Score by Periods			1st 2nd Totals		* 02/20/18	at Wyoming	w 119-114	4321
New Mexico			1080 1178 2258		* 02/25/18	UNLV	12 p.m.	
Opponents			1066 1087 2153		* 02/28/18	at Colorado State	7 p.m.	
					* 03/03/18	FRESNO STATE	7 p.m.	

* - Conference game

2017-18 CONFERENCE STATISTICS

RECORD:	OVERALL	HOME	AWAY	NEUTRAL
ALL GAMES	9-6	6-1	3-5	0-0
CONFERENCE	9-6	6-1	3-5	0-0
NON-CONFERENCE	0-0	0-0	0-0	0-0

#	Player	gp-gs	min	avg	Total		3-Point		F-Throw		Rebounds										pts	avg
					fg-fga	fg%	3fg-fga	3fg%	ft-fa	ft%	off	def	tot	avg	pf	dq	a	to	blk	stl		
32	MATHIS, Anthony	15-9	377	25.1	75-146	.514	56-108	.519	36-41	.878	8	30	38	2.5	41	3	14	9	2	9	242	16.1
10	MALUACH, Makuach	15-11	366	24.4	69-124	.556	21-41	.512	42-50	.840	18	24	42	2.8	47	3	18	21	2	11	201	13.4
03	JACKSON, Antino	14-10	362	25.9	54-119	.454	34-79	.430	19-24	.792	7	25	32	2.3	32	1	80	39	0	25	161	11.5
05	FURSTINGER, Joe	14-10	437	31.2	55-96	.573	2-8	.250	38-55	.691	28	85	113	8.1	43	2	36	24	26	15	150	10.7
01	McNEAL, Chris	15-6	348	23.2	42-121	.347	18-74	.243	27-36	.750	0	23	23	1.5	23	0	45	23	0	11	129	8.6
02	LOGWOOD, Sam	8-1	196	24.5	35-67	.522	1-2	.500	23-30	.767	10	24	34	4.3	18	0	5	15	0	4	94	11.8
14	KUIPER, Dane	15-12	362	24.1	26-82	.317	15-59	.254	17-21	.810	4	41	45	3.0	28	0	23	11	5	16	84	5.6
31	SIMONS, Troy	10-2	220	22.0	29-75	.387	16-44	.364	7-10	.700	5	18	23	2.3	24	1	16	11	1	12	81	8.1
11	SIMMONS, Jachai	12-6	158	13.2	14-30	.467	8-19	.421	3-5	.600	7	15	22	1.8	14	0	5	4	2	8	39	3.3
15	PINCHUK, Vladimir	12-8	165	13.8	11-18	.611	0-0	.000	8-19	.421	9	15	24	2.0	22	0	3	5	5	0	30	2.5
04	MONDRAGON, Mike	4-0	9	2.3	1-1	1.000	0-0	.000	0-0	.000	0	0	0	0.0	1	0	1	2	0	0	2	0.5
Team											23	12	35		1		7					
Total.....		15	3000		411-879	.468	171-434	.394	220-291	.756	119	312	431	28.7	294	10	246	171	43	111	1213	80.9
Opponents.....		15	3000		415-829	.501	98-247	.397	227-313	.725	142	378	520	34.7	292	-	198	237	49	81	1155	77.0

TEAM STATISTICS	NM	OPP	Date	Opponent	Score	Att.
SCORING	1213	1155	* 12/27/17	AIR FORCE	w 87-58	10514
Points per game	80.9	77.0	* 12/30/17	at Nevada	L 74-77	9530
Scoring margin	+3.9	-	* 01/03/18	at Boise State	L 62-90	7557
FIELD GOALS-ATT	411-879	415-829	* 1/6/18	SAN JOSE STATE	w 80-47	10799
Field goal pct	.468	.501	* 1/10/18	WYOMING	w 75-66	9846
3 POINT FG-ATT	171-434	98-247	* 01/13/18	at Fresno State	L 80-89	6244
3-point FG pct	.394	.397	* 01/17/18	at UNLV	w 85-81	10546
3-pt FG made per game	11.4	6.5	* 1/20/18	SAN DIEGO STATE	w 79-75	11418
FREE THROWS-ATT	220-291	227-313	* 1/27/18	COLORADO STATE	w 80-65	12438
Free throw pct	.756	.725	* 01/31/18	at Utah State	L 80-89	6345
F-Throws made per game	14.7	15.1	* 02/03/18	at San Jose State	w 71-68	2151
REBOUNDS	431	520	* 2/6/18	BOISE STATE	L 71-73	11357
Rebounds per game	28.7	34.7	* 2/10/18	at Air Force	L 92-100	2851
Rebounding margin	-5.9	-	* 2/14/18	UTAH STATE	w 78-63	9737
ASSISTS	246	198	* 02/20/18	at Wyoming	w 119-114	4321
Assists per game	16.4	13.2	* 02/25/18	UNLV	12 p.m.	
TURNOVERS	171	237	* 02/28/18	at Colorado State	7 p.m.	
Turnovers per game	11.4	15.8	* 03/03/18	FRESNO STATE	7 p.m.	
Turnover margin	+4.4	-				
Assist/turnover ratio	1.4	0.8				
STEALS	111	81				
Steals per game	7.4	5.4				
BLOCKS	43	49				
Blocks per game	2.9	3.3				
ATTENDANCE	76109	49545				
Home games-Avg/Game	7-10873	8-6193				
Neutral site-Avg/Game	-	0-0				

* - Conference game

Score by Periods	1st	2nd	Totals
New Mexico	570	643	1213
Opponents	559	596	1155

2017-18 Extended Season Statistics - All Games

RECORD:	OVERALL	HOME	AWAY	NEUTRAL
ALL GAMES	14-14	11-4	3-8	0-2
CONFERENCE	9-6	6-1	3-5	0-0
NON-CONFERENCE	5-8	5-3	0-3	0-2

#	Player	gp-gs	min	avg	Total		3-Point		F-Throw		Rebounds																
					fg-fga	fg%	3fg-fga	3fg%	ft-fa	ft%	off	def	tot	avg	pf	dq	a	a/g	to	to/g	a/to	blk	blk/g	stl	stl/g	pts	avg
32	MATHIS, Anthony	28-10	596	21.3	111-224	.496	85-173	.491	50-59	.847	11	45	56	2.0	72	5	27	0.96	17	0.61	1.59	3	0.11	15	0.54	357	12.8
01	McNEAL, Chris	28-15	711	25.4	91-245	.371	48-157	.306	56-75	.747	4	50	54	1.9	45	0	83	2.96	52	1.86	1.60	0	0.00	22	0.79	286	10.2
10	MALUACH, Makuach	28-14	558	19.9	98-175	.560	27-57	.474	55-67	.821	32	39	71	2.5	65	3	28	1.00	39	1.39	0.72	7	0.25	18	0.64	278	9.9
03	JACKSON, Antino	27-19	630	23.3	92-224	.411	58-148	.392	31-43	.721	9	51	60	2.2	59	1	116	4.30	64	2.37	1.81	0	0.00	37	1.37	273	10.1
02	LOGWOOD, Sam	20-10	498	24.9	94-196	.480	2-7	.286	69-87	.793	37	60	97	4.9	48	0	27	1.35	45	2.25	0.60	0	0.00	11	0.55	259	13.0
05	FURSTINGER, Joe	27-22	742	27.5	84-162	.519	3-23	.130	75-96	.781	44	142	186	6.9	82	3	63	2.33	42	1.56	1.50	45	1.67	21	0.78	246	9.1
31	SIMONS, Troy	23-8	506	22.0	70-198	.354	41-121	.339	27-35	.771	27	37	64	2.8	52	3	37	1.61	26	1.13	1.42	4	0.17	41	1.78	208	9.0
14	KUIPER, Dane	28-22	621	22.2	55-159	.346	36-113	.319	34-41	.829	14	78	92	3.3	61	1	47	1.68	21	0.75	2.24	7	0.25	28	1.00	180	6.4
15	PINCHUK, Vladimir	25-10	385	15.4	33-53	.623	0-0	.000	19-40	.475	22	43	65	2.6	50	1	5	0.20	13	0.52	0.38	9	0.36	2	0.08	85	3.4
11	SIMMONS, Jachai	25-10	341	13.6	33-81	.407	14-43	.326	4-8	.500	14	27	41	1.6	29	0	18	0.72	14	0.56	1.29	7	0.28	18	0.72	84	3.4
04	MONDRAGON, Mike	6-0	12	2.0	1-1	1.000	0-0	.000	0-0	.000	0	0	0	0.0	1	0	1	0.17	2	0.33	0.50	0	0.00	0	0.00	2	0.3
Total.....		28	5600		762-1718	.444	314-842	.373	420-551	.762	269	610	879	31.4	565	17	452	16.14	344	12.29	1.31	82	2.93	213	7.61	2258	80.6
Opponents.....		28	5600		763-1575	.484	191-498	.384	436-609	.716	286	748	1034	36.9	552	-	380	13.57	479	17.11	0.79	99	3.54	169	6.04	2153	76.9

Score by Periods	1st	2nd	Totals
New Mexico	1080	1178	2258
Opponents	1066	1087	2153

2017-18 Extended Season Statistics - Conference Only

RECORD:	OVERALL	HOME	AWAY	NEUTRAL
ALL GAMES	9-6	6-1	3-5	0-0
CONFERENCE	9-6	6-1	3-5	0-0
NON-CONFERENCE	0-0	0-0	0-0	0-0

#	Player	gp-gs	min	avg	Total		3-Point		F-Throw		Rebounds																
					fg-fga	fg%	3fg-fga	3fg%	ft-fa	ft%	off	def	tot	avg	pf	dq	a	a/g	to	to/g	a/to	blk	blk/g	stl	stl/g	pts	avg
32	MATHIS, Anthony	15-9	377	25.1	75-146	.514	56-108	.519	36-41	.878	8	30	38	2.5	41	3	14	0.93	9	0.60	1.56	2	0.13	9	0.60	242	16.1
10	MALUACH, Makuach	15-11	366	24.4	69-124	.556	21-41	.512	42-50	.840	18	24	42	2.8	47	3	18	1.20	21	1.40	0.86	2	0.13	11	0.73	201	13.4
03	JACKSON, Antino	14-10	362	25.9	54-119	.454	34-79	.430	19-24	.792	7	25	32	2.3	32	1	80	5.71	39	2.79	2.05	0	0.00	25	1.79	161	11.5
05	FURSTINGER, Joe	14-10	437	31.2	55-96	.573	2-8	.250	38-55	.691	28	85	113	8.1	43	2	36	2.57	24	1.71	1.50	26	1.86	15	1.07	150	10.7
01	McNEAL, Chris	15-6	348	23.2	42-121	.347	18-74	.243	27-36	.750	0	23	23	1.5	23	0	45	3.00	23	1.53	1.96	0	0.00	11	0.73	129	8.6
02	LOGWOOD, Sam	8-1	196	24.5	35-67	.522	1-2	.500	23-30	.767	10	24	34	4.3	18	0	5	0.63	15	1.88	0.33	0	0.00	4	0.50	94	11.8
14	KUIPER, Dane	15-12	362	24.1	26-82	.317	15-59	.254	17-21	.810	4	41	45	3.0	28	0	23	1.53	11	0.73	2.09	5	0.33	16	1.07	84	5.6
31	SIMONS, Troy	10-2	220	22.0	29-75	.387	16-44	.364	7-10	.700	5	18	23	2.3	24	1	16	1.60	11	1.10	1.45	1	0.10	12	1.20	81	8.1
11	SIMMONS, Jachai	12-6	158	13.2	14-30	.467	8-19	.421	3-5	.600	7	15	22	1.8	14	0	5	0.42	4	0.33	1.25	2	0.17	8	0.67	39	3.3
15	PINCHUK, Vladimir	12-8	165	13.8	11-18	.611	0-0	.000	8-19	.421	9	15	24	2.0	22	0	3	0.25	5	0.42	0.60	5	0.42	0	0.00	30	2.5
04	MONDRAGON, Mike	4-0	9	2.3	1-1	1.000	0-0	.000	0-0	.000	0	0	0	0.0	1	0	1	0.25	2	0.50	0.50	0	0.00	0	0.00	2	0.5
Total.....		15	3000		411-879	.468	171-434	.394	220-291	.756	119	312	431	28.7	294	10	246	16.40	171	11.40	1.44	43	2.87	111	7.40	1213	80.9
Opponents.....		15	3000		415-829	.501	98-247	.397	227-313	.725	142	378	520	34.7	292	-	198	13.20	237	15.80	0.84	49	3.27	81	5.40	1155	77.0

Score by Periods	1st	2nd	Totals
New Mexico	570	643	1213
Opponents	559	596	1155

2017-18 SEASON STATISTICS

2017-18 Season Metrics

##	Player	Min	AST%	EFG%	TS%	Usg%	DRB%	ORB%	TRB%
05	FURSTINGER, Joe	742	15.0	.528	.602	16.1	23.9	6.5	14.7
03	JACKSON, Antino	630	34.5	.540	.562	23.7	10.1	1.6	5.6
14	KUIPER, Dane	621	12.8	.459	.508	15.5	15.7	2.5	8.7
02	LOGWOOD, Sam	498	11.0	.485	.553	27.3	15.1	8.2	11.4
10	MALUACH, Makuach	558	9.9	.637	.680	21.2	8.7	6.3	7.4
32	MATHIS, Anthony	596	9.2	.685	.714	21.8	9.4	2.0	5.5
01	McNEAL, Chris	711	21.1	.469	.514	22.6	8.8	0.6	4.4
04	MONDRAGON, Mike	12	14.0	1.000	1.000	12.2	0.0	0.0	0.0
15	PINCHUK, Vladimir	385	2.2	.623	.602	10.6	14.0	6.3	9.9
11	SIMMONS, Jachai	341	9.0	.494	.497	14.0	9.9	4.5	7.0
31	SIMONS, Troy	506	13.5	.457	.487	23.0	9.1	5.9	7.4

Estimated possessions: 2059.6

Team offensive rating (ORtg): 109.6

Team defensive rating (DRtg): 104.5

AST% - An estimate of the pct of teammate field goals assisted while on the floor

EFG% - Effective FG% (adjusts to include additional points from 3FGs)

TS% - True Shooting% (takes into account field goals, 3-point field goals, and free throws)

Usg% - An estimate of the pct of team plays used while on the floor

DRB% - An estimate of the pct of available defensive rebounds grabbed while on the floor

ORB% - An estimate of the pct of available offensive rebounds grabbed while on the floor

TRB% - An estimate of the pct of all available rebounds grabbed while on the floor

ORtg - Offensive rating - points scored per 100 possessions

DRtg - Defensive rating - points allowed per 100 possessions

2017-18 Team Game-by-Game

				Total		3-Pointers		Free throws		Rebounds											
Opponent	Date	Score		fg-fga	pct	3fg-fga	pct	ft-fa	pct	off	def	tot	avg	pf	a	t/o	blk	stl	pts	av	
NORTHERN NEW MEXIC	11/11/17	147-76	W	55-85	.647	18-39	.462	19-22	.864	13	32	45	45.0	21	40	18	6	22	147	147.	
NEBRASKA-OMAHA	11/14/17	103-71	W	34-77	.442	17-39	.436	18-24	.750	19	29	48	46.5	19	21	18	5	11	103	125.	
at New Mexico State	11/17/17	56-75	L	20-52	.385	6-20	.300	10-15	.667	9	16	25	39.3	22	5	17	1	2	56	102.	
TENNESSEE TECH	11/21/17	96-104	L	28-69	.406	16-39	.410	24-29	.828	11	21	32	37.5	26	19	14	6	7	96	100.	
vs TCU	11/24/17	67-69	L	23-67	.343	6-30	.200	15-18	.833	12	23	35	37.0	19	8	9	3	7	67	93.	
vs Maryland	11/25/17	65-80	L	21-63	.333	9-29	.310	14-14	1.000	13	15	28	35.5	26	12	13	2	7	65	89.	
EVANSVILLE	11/29/17	78-59	W	30-61	.492	11-27	.407	7-9	.778	9	21	30	34.7	21	23	11	4	9	78	87.	
at UTEP	12/2/17	76-88	L	21-56	.375	11-31	.355	23-35	.657	10	27	37	35.0	25	11	14	0	4	76	86.	
at Colorado	12/6/17	57-75	L	21-71	.296	9-31	.290	6-16	.375	9	21	30	34.4	21	10	7	2	10	57	82.	
NEW MEXICO STATE	12/9/17	62-65	L	21-54	.389	8-28	.286	12-17	.706	9	27	36	34.6	20	9	19	3	5	62	80.	
ARIZONA	12/16/17	73-89	L	24-62	.387	12-34	.353	13-14	.929	8	15	23	33.5	21	15	7	2	6	73	80.	
RICE	12/19/17	78-69	W	25-62	.403	9-31	.290	19-23	.826	13	27	40	34.1	14	16	12	2	5	78	79.	
PRAIRIE VIEW A&M	12/22/17	87-78	W	28-60	.467	11-30	.367	20-24	.833	15	24	39	34.5	16	17	14	3	7	87	80.	
AIR FORCE	12/27/17	87-58	W	31-62	.500	14-33	.424	11-14	.786	7	27	34	34.4	20	21	8	4	9	87	80.	
at Nevada	12/30/17	74-77	L	27-63	.429	11-32	.344	9-11	.818	14	27	41	34.9	20	15	14	2	2	74	80.	
at Boise State	01/03/18	62-90	L	22-63	.349	6-27	.222	12-15	.800	5	20	25	34.2	16	12	13	0	7	62	79.	
SAN JOSE STATE	1/6/18	80-47	W	28-60	.467	13-36	.361	11-19	.579	12	22	34	34.2	21	23	6	2	12	80	79.	
WYOMING	1/10/18	75-66	W	23-50	.460	10-24	.417	19-25	.760	10	24	34	34.2	18	13	20	6	7	75	79.	
at Fresno State	01/13/18	80-89	L	28-54	.519	8-25	.320	16-19	.842	4	20	24	33.7	22	17	10	2	6	80	79.	
at UNLV	01/17/18	85-81	W	28-64	.438	10-26	.385	19-22	.864	11	23	34	33.7	20	12	11	1	5	85	79.	
SAN DIEGO STATE	1/20/18	79-75	W	24-58	.414	13-29	.448	18-25	.720	11	23	34	33.7	16	13	5	3	4	79	79.	
COLORADO STATE	1/27/18	80-65	W	28-54	.519	13-34	.382	11-15	.733	7	8	15	32.9	13	23	7	4	9	80	79.	
at Utah State	01/31/18	80-89	L	29-60	.483	13-28	.464	9-10	.900	8	17	25	32.5	16	18	10	3	4	80	79.	
at San Jose State	02/03/18	71-68	W	24-58	.414	11-35	.314	12-20	.600	7	12	19	32.0	21	14	10	5	11	71	79.	
BOISE STATE	2/6/18	71-73	L	24-52	.462	11-23	.478	12-16	.750	3	23	26	31.7	15	15	11	6	8	71	78.	
at Air Force	2/10/18	92-100	L	28-56	.500	14-27	.519	22-28	.786	6	18	24	31.4	26	15	17	1	6	92	79.	
UTAH STATE	2/14/18	78-63	W	30-65	.462	11-28	.393	7-9	.778	9	19	28	31.3	18	18	9	3	12	78	79.	
at Wyoming	02/20/18	119-114	W	37-60	.617	13-27	.481	32-43	.744	5	29	34	31.4	32	17	20	1	9	119	80.	
New Mexico		2258		762-1718	.444	314-842	.373	420-551	.762	269	610	879	31.4	565	452	344	82	213	2258	80.	
Opponents		2153		763-1575	.484	191-498	.384	436-609	.716	286	748	1034	36.9	552	380	479	99	169	2153	76.	

Games played: 28
 Points/game: 80.6
 FG Pct: 44.4
 3FG Pct: 37.3
 FT Pct: 76.2

Rebounds/game: 31.4
 Assists/game: 16.1
 Turnovers/game: 12.3
 Assist/turnover ratio: 1.3
 Steals/game: 7.6
 Blocks/game: 2.9

2017-18 SEASON STATISTICS

2017-18 Opponent Game-by-Game

Opponent	Date	Score		Total		3-Pointers		Free throws		Rebounds				pf	a	t/o	blk	stl	pts	av
				fg-fga	pct	3fg-fga	pct	ft-fta	pct	off	def	tot	avg							
NORTHERN NEW MEXIC	11/11/17	147-76	W	26-70	.371	6-21	.286	18-24	.750	13	17	30	30.0	20	16	33	0	13	76	76.
NEBRASKA-OMAHA	11/14/17	103-71	W	22-57	.386	10-30	.333	17-26	.654	9	28	37	33.5	21	12	26	2	9	71	73.
at New Mexico State	11/17/17	56-75	L	25-64	.391	4-20	.200	21-29	.724	25	25	50	39.0	19	14	14	2	6	75	74.
TENNESSEE TECH	11/21/17	96-104	L	34-61	.557	12-22	.545	24-32	.750	9	30	39	39.0	25	23	17	4	13	104	81.
vs TCU	11/24/17	67-69	L	28-59	.475	4-14	.286	9-17	.529	13	33	46	40.4	19	14	16	9	4	69	79.
vs Maryland	11/25/17	65-80	L	24-46	.522	8-15	.533	24-27	.889	9	29	38	40.0	18	15	22	6	3	80	79.
EVANSVILLE	11/29/17	78-59	W	19-52	.365	3-13	.231	18-23	.783	15	24	39	39.9	17	8	21	3	6	59	76.
at UTEP	12/2/17	76-88	L	29-54	.537	9-24	.375	21-27	.778	2	31	33	39.0	25	10	14	0	4	88	77.
at Colorado	12/6/17	57-75	L	26-52	.500	9-15	.600	14-22	.636	9	49	58	41.1	21	14	23	5	3	75	77.
NEW MEXICO STATE	12/9/17	62-65	L	26-61	.426	4-20	.200	9-18	.500	15	29	44	41.4	21	11	17	6	8	65	76.
ARIZONA	12/16/17	73-89	L	32-50	.640	9-13	.692	16-21	.762	6	29	35	40.8	14	17	10	5	4	89	77.
RICE	12/19/17	78-69	W	27-62	.435	6-26	.231	9-13	.692	10	26	36	40.4	18	11	13	2	5	69	76.
PRAIRIE VIEW A&M	12/22/17	87-78	W	30-58	.517	9-18	.500	9-17	.529	9	20	29	39.5	22	17	16	6	10	78	76.
AIR FORCE	12/27/17	87-58	W	22-58	.379	3-16	.188	11-20	.550	15	24	39	39.5	15	7	17	2	4	58	75.
at Nevada	12/30/17	74-77	L	25-57	.439	8-24	.333	19-29	.655	10	22	32	39.0	13	16	5	6	7	77	75.
at Boise State	01/03/18	62-90	L	38-64	.594	8-18	.444	6-12	.500	9	36	45	39.4	15	18	17	1	8	90	76.
SAN JOSE STATE	1/6/18	80-47	W	14-44	.318	3-11	.273	16-24	.667	10	24	34	39.1	19	7	20	1	3	47	74.
WYOMING	1/10/18	75-66	W	26-53	.491	4-12	.333	10-12	.833	4	19	23	38.2	22	9	18	5	7	66	74.
at Fresno State	01/13/18	80-89	L	32-49	.653	9-12	.750	16-24	.667	2	24	26	37.5	21	16	9	4	3	89	75.
at UNLV	01/17/18	85-81	W	30-62	.484	2-13	.154	19-30	.633	13	27	40	37.7	20	18	12	7	5	81	75.
SAN DIEGO STATE	1/20/18	79-75	W	27-61	.443	8-21	.381	13-15	.867	12	28	40	37.8	25	13	12	6	3	75	75.
COLORADO STATE	1/27/18	80-65	W	26-49	.531	5-10	.500	8-10	.800	15	20	35	37.6	19	11	23	2	4	65	74.
at Utah State	01/31/18	80-89	L	31-55	.564	13-24	.542	14-17	.824	9	23	32	37.4	12	15	13	3	7	89	75.
at San Jose State	02/03/18	71-68	W	24-51	.471	3-13	.231	17-22	.773	14	29	43	37.6	22	13	25	2	7	68	75.
BOISE STATE	2/6/18	71-73	L	27-62	.435	4-12	.333	15-17	.882	14	27	41	37.8	14	6	10	1	8	73	75.
at Air Force	2/10/18	92-100	L	36-61	.590	5-18	.278	23-26	.885	9	24	33	37.6	27	20	15	5	5	100	76.
UTAH STATE	2/14/18	78-63	W	20-39	.513	10-20	.500	13-17	.765	2	27	29	37.3	16	10	23	2	3	63	75.
at Wyoming	02/20/18	119-114	W	37-64	.578	13-23	.565	27-38	.711	4	24	28	36.9	32	19	18	2	7	114	76.
Opponents		2153		763-1575	.484	191-498	.384	436-609	.716	286	748	1034	36.9	552	380	479	99	169	2153	76.
New Mexico		2258		762-1718	.444	314-842	.373	420-551	.762	269	610	879	31.4	565	452	344	82	213	2258	80.

Games played: 28
Points/game: 76.9
FG Pct: 48.4
3FG Pct: 38.4
FT Pct: 71.6

Rebounds/game: 36.9
Assists/game: 13.6
Turnovers/game: 17.1
Assist/turnover ratio: 0.8
Steals/game: 6.0
Blocks/game: 3.5

2017-18 Game-by-Game Highs

Opponent	Date	Score	Points	Rebounds	Assists	Steals	Blocked Shots
NORTHERN NEW MEXICO	11/11/17	147-76	24-McNEAL, Chris	7-PINCHUK, Vladimir SIMONS, Troy	10-McNEAL, Chris	5-SIMONS, Troy	3-FURSTINGER, Joe
NEBRASKA-OMAHA	11/14/17	103-71	24-SIMONS, Troy	8-FURSTINGER, Joe	5-JACKSON, Antino	4-SIMONS, Troy	4-FURSTINGER, Joe
at New Mexico State	11/17/17	56-75	14-MATHIS, Anthony	7-LOGWOOD, Sam	2-LOGWOOD, Sam	1-SIMONS, Troy KUIPER, Dane	1-SIMONS, Troy
TENNESSEE TECH	11/21/17	96-104	29-McNEAL, Chris	9-FURSTINGER, Joe	6-McNEAL, Chris	2-KUIPER, Dane	4-FURSTINGER, Joe
vs TCU	11/24/17	67-69	27-LOGWOOD, Sam	7-FURSTINGER, Joe	2-FURSTINGER, Joe McNEAL, Chris	3-SIMONS, Troy	3-FURSTINGER, Joe
vs Maryland	11/25/17	65-80	19-McNEAL, Chris	8-KUIPER, Dane	3-JACKSON, Antino	2-SIMMONS, Jachai	1-SIMONS, Troy SIMMONS, Jachai
EVANSVILLE	11/29/17	78-59	14-LOGWOOD, Sam SIMONS, Troy	5-LOGWOOD, Sam FURSTINGER, Joe	10-JACKSON, Antino	3-SIMONS, Troy	2-FURSTINGER, Joe
at UTEP	12/2/17	76-88	22-LOGWOOD, Sam	8-SIMONS, Troy	4-LOGWOOD, Sam	2-JACKSON, Antino	None
at Colorado	12/6/17	57-75	15-MATHIS, Anthony	7-FURSTINGER, Joe	3-McNEAL, Chris	3-SIMONS, Troy	1-MALUACH, Makua KUIPER, Dane
NEW MEXICO STATE	12/9/17	62-65	14-JACKSON, Antino	7-SIMONS, Troy	3-KUIPER, Dane	2-MALUACH, Makua	2-FURSTINGER, Joe
ARIZONA	12/16/17	73-89	24-KUIPER, Dane	5-FURSTINGER, Joe	5-LOGWOOD, Sam	2-FURSTINGER, Joe SIMONS, Troy	1-MALUACH, Makua PINCHUK, Vladimir
RICE	12/19/17	78-69	17-FURSTINGER, Jo	12-FURSTINGER, Jo	6-KUIPER, Dane	4-SIMONS, Troy	1-FURSTINGER, Joe PINCHUK, Vladimir
PRAIRIE VIEW A&M	12/22/17	87-78	20-FURSTINGER, Jo	10-FURSTINGER, Jo	4-FURSTINGER, Joe SIMMONS, Jachai	2-SIMONS, Troy	1-SIMONS, Troy MALUACH, Makuac SIMMONS, Jachai
AIR FORCE	12/27/17	87-58	15-SIMMONS, Jachai	12-FURSTINGER, Jo	9-JACKSON, Antino	3-SIMMONS, Jachai KUIPER, Dane	2-FURSTINGER, Joe
at Nevada	12/30/17	74-77	17-MATHIS, Anthony	10-FURSTINGER, Jo	8-JACKSON, Antino	1-SIMMONS, Jachai SIMONS, Troy	1-FURSTINGER, Joe SIMMONS, Jachai
at Boise State	01/03/18	62-90	15-FURSTINGER, Jo	6-FURSTINGER, Joe	7-McNEAL, Chris	2-KUIPER, Dane SIMONS, Troy	None
SAN JOSE STATE	1/6/18	80-47	15-MALUACH, Makua	9-FURSTINGER, Joe	7-JACKSON, Antino	5-FURSTINGER, Joe	2-FURSTINGER, Joe
WYOMING	1/10/18	75-66	20-JACKSON, Antino	10-FURSTINGER, Jo	4-FURSTINGER, Joe JACKSON, Antino	4-JACKSON, Antino	2-PINCHUK, Vladimir FURSTINGER, Joe
at Fresno State	01/13/18	80-89	21-MALUACH, Makua	8-FURSTINGER, Joe	5-JACKSON, Antino	3-JACKSON, Antino	2-FURSTINGER, Joe
at UNLV	01/17/18	85-81	19-MALUACH, Makua	9-FURSTINGER, Joe	5-JACKSON, Antino	2-SIMMONS, Jachai JACKSON, Antino	1-KUIPER, Dane
SAN DIEGO STATE	1/20/18	79-75	24-JACKSON, Antino	10-FURSTINGER, Jo	6-JACKSON, Antino	1-FURSTINGER, Joe SIMMONS, Jachai MATHIS, Anthony JACKSON, Antino	1-MALUACH, Makua PINCHUK, Vladimir FURSTINGER, Joe
COLORADO STATE	1/27/18	80-65	13-FURSTINGER, Jo MATHIS, Anthony SIMONS, Troy	4-FURSTINGER, Joe	11-JACKSON, Antino	4-SIMONS, Troy	2-KUIPER, Dane
at Utah State	01/31/18	80-89	25-MATHIS, Anthony	9-FURSTINGER, Joe	6-FURSTINGER, Joe	1-SIMONS, Troy FURSTINGER, Joe MALUACH, Makuac KUIPER, Dane	3-FURSTINGER, Joe
at San Jose State	02/03/18	71-68	17-JACKSON, Antino	7-FURSTINGER, Joe	5-JACKSON, Antino	2-LOGWOOD, Sam KUIPER, Dane McNEAL, Chris JACKSON, Antino	4-FURSTINGER, Joe
BOISE STATE	2/6/18	71-73	17-MATHIS, Anthony	7-FURSTINGER, Joe	5-McNEAL, Chris	2-KUIPER, Dane SIMONS, Troy	5-FURSTINGER, Joe
at Air Force	2/10/18	92-100	26-MALUACH, Makua	5-JACKSON, Antino LOGWOOD, Sam	10-JACKSON, Antino	3-MALUACH, Makua	1-KUIPER, Dane
UTAH STATE	2/14/18	78-63	25-MATHIS, Anthony	7-FURSTINGER, Joe	5-SIMONS, Troy JACKSON, Antino	3-JACKSON, Antino	2-FURSTINGER, Joe
at Wyoming	02/20/18	119-114	24-SIMONS, Troy LOGWOOD, Sam	9-LOGWOOD, Sam	6-McNEAL, Chris	3-McNEAL, Chris	1-FURSTINGER, Joe

FEB. 20, 2018 · NEW MEXICO 119, WYOMING 114 · Laramie, Wyo.

Lobos Break Records, Put Up 119 at Wyoming

LARAMIE, WYO. --- The University of New Mexico men's basketball team earned an exciting 119-114 victory on the road at Wyoming on Tuesday night, marking the first time the Lobos have claimed a win inside Arena-Auditorium since January 2014. The Lobos' 119 points is a record for most points allowed by Wyoming in their home arena in the history of the program.

The Lobos notched several records on the night and had multiple notable performances including:

- UNM broke the all-time program record for most 3-pointers in a season (301). The new record is now set at 314.
- The Lobos broke the record for most points scored in a conference game, previously 113 set against Utah on Jan. 28 1978.
- With a total score of 233 points between both squads, the Lobos broke the record for most points scored in a conference game by both teams (previously 209).
- Senior Sam Logwood and junior Troy Simons finished the game with 24 points apiece off the bench, tying for 11th all-time in Lobo history for most points scored off the bench.
- Freshman Makuach Maluach now ranks 9th in Lobo history in most points scored by a freshman (278).

With the win, the Lobos improve to 9-6 in Mountain West play, 14-14 on the season, and claim solo fourth place in the league standings. Wyoming drops to sixth in the standings with an 8-7 record, 17-11 overall. Prior to Tuesday's game, Wyoming was 11-3 at home including a pair of victories over the top two teams in the league, No. 20 Nevada and (RV) Boise State.

The Lobos were led on the night by Logwood and Simons who collected 24 points apiece. Logwood went 11-for-12 from the floor collecting nine rebounds while Simons was 8-for-11 on the night including 4-for-6 from behind the arc.

Four other Lobos scored in double figures including Maluach (20), junior Chris McNeal (17), junior Dane Kuiper (11) and junior Anthony Mathis (10). Mathis extends his double-figure streak to 15 games.

As a team, the Lobos fired at a clip of 61.7%, though allowed the Cowboys to shoot 57.8% from the floor. Wyoming outshot the Lobos from 3-point range 56.5 percent to 48.1 percent, though both teams netted 13 3-pointers.

"I thought in the second half to start, I thought we were pretty good. We got a little bit of a lead there," head coach Paul Weir said. "And then that last 10 minutes was as wild a 10 as I've ever been a part of. From the fouling to the up-and-down, it was just kind of a really weird game. I'm thankful we got the win, but I don't think I've ever been part of a game like that."

After heading into the half up by two, 55-53, the Lobos came out of the locker room letting up five straight points to allow Wyoming to get out to a 3-point lead. It was then that the Lobos went off on a 12-0 run that included a Simons jumper, steal and 3-pointer all within 10 seconds. The run was sparked by a 3-pointer from Antino Jackson and capped by a dunk by Logwood for a nine-point Lobo lead, 67-58, with 16:50 on the clock.


In a game that had eight lead changes, the Lobos never trailed again, getting out to a 10-point lead with 8:40 left and extending it to a game-high 15-point lead with 3:19 left on a 3-pointer by Mathis, 99-84. From that point, the Lobos scored 20 more points over the final stretch, 18 of which came from free throws.

Wyoming continued to penetrate the Lobo defense to close out the game, reducing the 15-point UNM advantage to just five as time expired. The Cowboys hit a pair of clutch 3-pointers with less than 21 seconds on the clock and scored 12 points over the last 36 seconds of the contest.

Both teams combined for an incredible 64 fouls (32 apiece) en route to 59 combined free throws made. The Lobos scored a season-high 32 points from the stripe while the Cowboys notched 27, the most against UNM this season.

Maluach scored 12 of his 20 points on the night from the free-throw line, going 12-for-15, followed by McNeal who was 10-for-12.


The Lobos return to action on Sunday, February 25 as they take on UNLV in a special 12 p.m. contest to be aired live on CBS Sports Network. The Runnin' Rebels will be looking for revenge after the Lobos claimed an 85-81 victory on the road earlier this season, marking the first road win of the season.



Official Basketball Box Score -- Game Totals -- Final Statistics

New Mexico vs Wyoming

02/20/18 7:05 pm at Laramie, Wyo.



New Mexico 119 • 14-14, 9-6 MW

#	Player		Total	3-Ptr	FT-FTA	Rebounds			PF	TP	A	TO	Blk	Stl	Min		
			FG-FGA	FG-FGA		Off	Def	Tot									
05	FURSTINGER, Joe	f	4-5	0-1	1-1	2	3	5	5	9	0	5	1	0	14		
01	McNEAL, Chris	g	3-8	1-5	10-12	0	0	0	4	17	6	5	0	3	26		
03	JACKSON, Antino	g	1-3	1-2	0-0	0	1	1	3	3	2	4	0	2	24		
10	MALUACH, Makuach	g	3-7	2-3	12-15	1	1	2	3	20	2	0	0	1	25		
14	KUIPER, Dane	g	3-4	3-4	2-2	0	5	5	2	11	2	0	0	1	27		
02	LOGWOOD, Sam		11-12	0-0	2-3	1	8	9	2	24	2	3	0	0	30		
11	SIMMONS, Jachai		0-2	0-2	0-0	0	1	1	0	0	1	0	0	0	5		
15	PINCHUK, Vladimir		0-1	0-0	1-4	1	2	3	4	1	1	0	0	0	11		
31	SIMONS, Troy		8-11	4-6	4-6	0	6	6	4	24	1	1	0	1	25		
32	MATHIS, Anthony		4-7	2-4	0-0	0	2	2	5	10	0	1	0	1	13		
Team						0	0	0									
Totals			37-60	13-27	32-43	5	29	34	32	119	17	20	1	9	200		
FG % 1st Half: 19-32 59.4%		2nd half: 18-28 64.3%		Game: 37-60 61.7%		3FG % 1st Half: 8-18 44.4%		2nd half: 5-9 55.6%		Game: 13-27 48.1%		FT % 1st Half: 9-14 64.3%		2nd half: 23-29 79.3%		Game: 32-43 74.4%	
																Deadball Rebounds 5	

Wyoming 114 • 17-11, 8-7 MW

#	Player		Total	3-Ptr	FT-FTA	Rebounds			PF	TP	A	TO	Blk	Stl	Min		
			FG-FGA	FG-FGA		Off	Def	Tot									
02	MOEMEKA, Andrew	f	2-3	0-0	0-0	0	1	1	5	4	0	1	0	0	15		
20	DALTON, Hayden	f	7-14	5-8	2-2	0	6	6	4	21	4	4	0	0	30		
01	JAMES, Justin	g	6-12	1-2	10-15	0	5	5	3	23	4	0	1	2	36		
10	KELLEY, Cody	g	3-4	1-1	0-0	0	1	1	2	7	2	1	0	1	18		
12	MALDONADO, Hunter	g	0-3	0-1	2-2	0	1	1	2	2	0	4	0	1	14		
00	REDDING, Nyaires		2-4	1-2	2-2	0	2	2	5	7	3	3	0	1	19		
03	AKA GORSKI, Alexander		3-6	1-4	5-6	0	2	2	5	12	1	1	0	1	22		
05	HERNDON, Alan		1-1	0-0	0-0	0	3	3	1	2	1	3	0	0	7		
13	AVERBUCK, Sam		0-0	0-0	0-0	0	0	0	1	0	0	0	0	0	0		
14	MUELLER, Austin		2-2	1-1	0-0	0	0	0	1	5	0	0	0	1	11		
24	ADAMS, Louis		11-15	3-4	6-11	1	3	4	3	31	4	1	1	0	28		
Team						3	0	3									
Totals			37-64	13-23	27-38	4	24	28	32	114	19	18	2	7	200		
FG % 1st Half: 17-30 56.7%		2nd half: 20-34 58.8%		Game: 37-64 57.8%		3FG % 1st Half: 6-11 54.5%		2nd half: 7-12 58.3%		Game: 13-23 56.5%		FT % 1st Half: 13-15 86.7%		2nd half: 14-23 60.9%		Game: 27-38 71.1%	
																Deadball Rebounds 5	

Officials: Mike Reed, Eric Curry, Deron White

Technical fouls: New Mexico-None. Wyoming-ADAMS, Louis.

Attendance: 4321

Score by periods	1st	2nd	Total
New Mexico	55	64	119
Wyoming	53	61	114

Last FG - NM 2nd-00:26, WYO 2nd-00:02.

Largest lead - NM by 15 2nd-03:19, WYO by 3 1st-04:19.

NM led for 35:35. WYO led for 02:02. Game was tied for 02:23.

Score tied - 6 times.

Lead changed - 8 times.

LAST TIME THEY MET ...

JAN. 17, 2018 - NEW MEXICO 85, UNLV 81 - Las Vegas, Nev.

Lobos Come Back for Road Win, Down UNLV 85-81

LAS VEGAS, NEV. --- Six Lobos scored in double digits on Wednesday night, leading The University of New Mexico men's basketball team to an 85-81 comeback victory over UNLV on the road. The win marks UNM's first on the road this season.

"To get a road win, for us is enormous and against a team of this caliber, a top-100 team, it's growth for us," head coach Paul Weir said. "There's a lot of reasons why these things shouldn't be happening, but we're not asking that in that locker room. We're just doing everything we can to make this team the best it can be."

The Lobos improve to 9-11, 4-3 MW with the victory while UNLV falls to 13-5, 2-3 in league play. UNM also claims

After falling behind by as many as 11 points with just 6:48 remaining in the second half, the Lobos executed a 13-3 run over two minutes to reduce the UNLV lead to just one, 70-69, with 4:22 left.

The Runnin' Rebels extended their lead back to five with 3:26 left, again with 2:14 left and yet again with 1:15 remaining on the clock on a three-pointer from UNLV's Jovan Mooring.

Sharp-shooting Lobo junior Anthony Mathis, who is firing at an outstanding clip of 45.2 percent from behind the arc on the season, responded with a clutch 4-point play, sinking a 3-pointer and a free throw to make it 81-80 with 1:07 left.

With 40 seconds left, Mooring attempted a three that would have put UNLV up four, but missed and Coach Weir followed with a timeout after the clock had reduced to just 27 seconds.

The Lobos needed just two points to claim the lead out of the timeout, burning 16 seconds looking for the right shot. With 11 seconds left, Mathis boldly drilled another three to give the Lobos a two-point advantage, 83-81.

UNLV stopped the clock with a foul and senior Joe Furstinger knocked in his seventh and eighth consecutive three throws with three seconds left on the clock for the 85-81 victory.

UNM was led once again by freshman Makuach Maluach who netted 19 points followed by senior Antino Jackson who tallied 17 and added five assists and four rebounds. Jackson finished 3-for-7 from 3-point land and went 4-for-4 from the free throw line.

Furstinger collected 14 points and nine rebounds - just missing his sixth double-double of the season. Mathis also added 14 points for UNM, going 3-for-9 from three and 3-for-3 from the charity stripe.

Junior Dane Kuiper racked up 10 points for his sixth time finishing in double figures this season, he also finished second on the team with five rebounds. Freshman Vladimir Pinchuck also tallied 10 points for just his second career game in double digits.

For the fourth straight game, just nine Lobos suited up for the contest, including walkon Mike Mondragon. Mondragon played a career-high four minutes.

"These guys are locked in," Weir said. "They're giving it everything they've got and I'm just really happy for them that they get to feel the feeling of a good road win together."

As a team, the Lobos shot 43.8 percent from the field compared to 48.4 percent for UNLV. The Lobos were also outrebounded 40-34, but UNLV went just 15.4 percent from behind the arc compared to UNM's 38.5 percent.

Despite the late UNLV 11-point advantage, the score was tied 10 times during the contest including five lead changes. UNLV outscored UNM 54-34 in the paint and 18-2 on the fast break. The Lobos outscored the Runnin' Rebels 13-12 off of turnovers and 25-18 in bench points.

The Lobos return home on Saturday, Jan. 20 as they take on San Diego State on CBS SportsNet at 5 p.m. MT. Saturday's game will also mark UNM's Domestic Violence Awareness Game during which fans can get \$10 tickets (bench rows 1-10) for arriving in purple (the designated color for domestic violence awareness).

Official Basketball Box Score - Game Totals - Final Statistics

New Mexico vs UNLV

01/17/18 7:00 PM at Tarkanian Court, Thomas & Mack Center

New Mexico 85 • 9-11, 4-3

#	Player		Total	3-Ptr	FT-FTA	Rebounds		PF	TP	A	TO	Blk	Stl	Min
			FG-FGA			Off	Def							
10	MALUACH, Makuach	f	7-12	2-3	3-4	2	1	3	5	19	1	0	0	19
11	SIMMONS, Jachai	f	0-0	0-0	0-0	0	2	2	2	0	0	0	0	14
15	PINCHUK, Vladimir	c	5-5	0-0	0-1	0	3	3	1	10	0	0	0	25
03	JACKSON, Antino	g	5-15	3-7	4-4	1	3	4	0	17	5	5	0	23
32	MATHIS, Anthony	g	4-12	3-9	3-3	0	2	2	3	14	1	0	0	29
01	McNEAL, Chris		0-4	0-2	1-2	0	3	3	0	1	0	2	0	18
04	MONDRAGON, Mike		0-0	0-0	0-0	0	0	0	1	0	0	2	0	4
05	FURSTINGER, Joe		3-8	0-1	8-8	3	6	9	4	14	4	1	0	32
14	KUIPER, Dane		4-8	2-4	0-0	3	2	5	4	10	1	1	1	26
Team						2	1	3						
Totals			28-64	10-26	19-22	11	23	34	20	85	12	11	1	5 200

FG % 1st Half: 12-30 40.0%

3FG % 1st Half: 2-9 22.2%

FT % 1st Half: 9-10 90.0%

2nd half: 16-34 47.1%

2nd half: 8-17 47.1%

2nd half: 10-12 83.3%

Game: 28-64 43.8%

Game: 10-26 38.5%

Game: 19-22 86.4%

Deadball
Rebounds
1

UNLV 81 • 13-5, 2-3

#	Player		Total	3-Ptr	FT-FTA	Rebounds		PF	TP	A	TO	Blk	Stl	Min
			FG-FGA			Off	Def							
10	JUISTON, Shakur	f	7-10	0-0	0-0	4	10	14	3	14	2	3	0	1 36
44	MCCOY, Brandon	f	4-10	0-1	1-3	3	3	6	4	9	0	1	1	0 19
01	CLYBURN, Kris	g	1-8	0-5	1-6	3	1	4	2	3	4	4	1	0 31
24	JOHNSON, Jordan	g	5-12	1-2	8-8	0	2	2	3	19	5	1	0	1 31
30	MOORING, Jovan	g	6-12	1-4	5-7	0	2	2	1	18	3	2	0	1 34
03	HARDY, Amauri		2-5	0-1	2-3	1	0	1	1	6	3	0	1	0 24
11	DEMBELE, Cheickna		1-1	0-0	1-2	1	1	2	1	3	1	0	0	0 5
14	BECK, Tervell		0-0	0-0	0-0	0	1	1	1	0	0	0	0	0 4
34	DIONG, Cheikh Mbacke		4-4	0-0	1-1	0	6	6	4	9	0	1	4	2 16
Team						1	1	2						
Totals			30-62	2-13	19-30	13	27	40	20	81	18	12	7	5 200

FG % 1st Half: 14-32 43.8%

3FG % 1st Half: 0-7 0.0%

FT % 1st Half: 7-12 58.3%

2nd half: 16-30 53.3%

2nd half: 2-6 33.3%

2nd half: 12-18 66.7%

Game: 30-62 48.4%

Game: 2-13 15.4%

Game: 19-30 63.3%

Deadball
Rebounds
7

Officials: David Hall, Randy McCall, Verne Harris

Technical fouls: New Mexico-TEAM. UNLV-MCCOY, Brandon.

Attendance: 10546

Score by periods	1st	2nd	Total
New Mexico	35	50	85
UNLV	35	46	81

Last FG - NM 2nd-00:11, UNLV 2nd-01:15.

Largest lead - NM by 7 1st-12:02, UNLV by 11 2nd-06:48.

NM led for 17:58. UNLV led for 17:27. Game was tied for 04:33.

	In	Off	2nd	Fst	
Paint	Paint	T/O	Chance	Break	Bench
NM	34	13	12	2	25
UNLV	54	12	12	18	18

Score tied - 10 times.

Lead changed - 5 times.

2017-18 OPPONENT NUMERICAL ROSTER/STATS

UNLV 2017-18 ROSTER

No.	Name	Ht.	Wt.	Pos.	Yr. (Exp.)	Hometown (Previous School)
0	Jay Green	6-5	200	G	FR (HS)	Sydney, Australia (Hillcrest Prep)
1	Kris Clyburn	6-6	175	G	JR (1L-JC)	Detroit, Mich (Ranger College)
2	Anthony Smith	6-4	190	F	JR (JC)	Sacramento, Calif. (Feather River College)
3	Amauri Hardy	6-2	185	G	FR (HS)	Detroit, Mich. (North Farmington HS)
5	Noah Robotham	6-1	170	G	SR (TR)	Las Vegas, Nev. (Akron)
10	Shakur Juiston	6-7	225	F	JR (JC)	Newark, N.J. (Hutchinson Community College)
11	Cheickna Dembele	6-11	235	F	SO (1L)	Mali, Africa (Scotland Performance Institute)
12	Djordjije Slijvanacanin	6-10	230	F	SO (1L)	Belgrade, Serbia (IMG Academy)
13	Ben Coupet Jr.	6-7	185	F	SO (1L)	Chicago, Ill. (Simeon Career Academy)
14	Tervell Beck	6-7	230	F	FR (HS)	Cleveland, Ohio (OnPoint Academy)
20	Nick Blair	6-5	200	F	JR (TR)	Las Vegas, Nev. (Idaho)
24	Jordan Johnson	5-11	175	G	SR (RS-TR)	Waukegan, Ill. (Milwaukee)
30	Jovan Mooring	6-2	190	G	SR (1L-JC)	Chicago, Ill. (South Suburban College)
34	Cheikh Mbacke Diong	6-11	215	F	FR (HS)	Senegal, Africa (Florida Prep)
44	Brandon McCoy	7-0	250	F	FR (HS)	Chicago, Ill. (Cathedral Catholic HS)

UPDATED UNLV 2017-18 STATISTICS

RECORD:	OVERALL	HOME	AWAY	NEUTRAL
ALL GAMES	19-9	10-5	5-4	4-0
CONFERENCE	8-7	4-4	4-3	0-0
NON-CONFERENCE	11-2	6-1	1-1	4-0

##	Player	gp-gs	min	avg	Total		3-Point		F-Throw		Rebounds				pf	dq	a	to	blk	stl	pts	avg
					fg-fga	fg%	3fg-fga	3fg%	ft-fa	ft%	off	def	tot	avg								
44	MCCOY, Brandon	28-28	786	28.1	177-317	.558	2-7	.286	116-161	.720	79	204	283	10.1	74	2	14	78	51	14	472	16.9
10	JUISTON, Shakur	28-28	834	29.8	184-286	.643	2-2	1.000	33-69	.478	75	202	277	9.9	77	2	56	70	18	26	403	14.4
30	MOORING, Jovan	28-28	912	32.6	123-313	.393	57-171	.333	100-124	.806	7	75	82	2.9	57	0	92	49	1	32	403	14.4
24	JOHNSON, Jordan	28-28	964	34.4	104-241	.432	42-106	.396	137-159	.862	10	66	76	2.7	62	2	162	74	6	36	387	13.8
01	CLYBURN, Kris	28-20	652	23.3	71-174	.408	29-88	.330	31-57	.544	31	61	92	3.3	38	0	44	38	9	14	202	7.2
14	BECK, Tervell	28-8	398	14.2	69-117	.590	7-19	.368	47-75	.627	27	37	64	2.3	43	1	12	28	4	3	192	6.9
03	HARDY, Amauri	28-0	547	19.5	52-125	.416	17-61	.279	24-32	.750	7	37	44	1.6	40	0	49	23	6	12	145	5.2
02	SMITH, Anthony	13-0	144	11.1	20-40	.500	4-13	.308	1-2	.500	14	14	28	2.2	24	0	8	8	1	6	45	3.5
34	DIONG, Cheikh Mbacke	26-0	248	9.5	19-34	.559	0-0	.000	18-29	.621	17	49	66	2.5	48	0	5	19	20	13	56	2.2
11	DEMBELE, Cheickna	21-0	159	7.6	13-28	.464	0-0	.000	10-24	.417	22	9	31	1.5	16	0	9	12	13	4	36	1.7
00	GREEN, Jay	12-0	56	4.7	4-13	.308	0-4	.000	1-2	.500	2	0	2	0.2	11	0	3	5	0	1	9	0.8
Team											33	60	93				4					
Total.....		28	5700		836-1688	.495	160-471	.340	518-734	.706	324	814	1138	40.6	490	7	454	408	129	161	2350	83.9
Opponents.....		28	5700		796-1887	.422	188-579	.325	357-486	.735	354	635	989	35.3	625	-	327	337	83	189	2137	76.3

TEAM STATISTICS	UNLV	OPP
SCORING	2350	2137
Points per game	83.9	76.3
Scoring margin	+7.6	-
FIELD GOALS-ATT	836-1688	796-1887
Field goal pct	.495	.422
3 POINT FG-ATT	160-471	188-579
3-point FG pct	.340	.325
3-pt FG made per game	5.7	6.7
FREE THROWS-ATT	518-734	357-486
Free throw pct	.706	.735
F-Throws made per game	18.5	12.8
REBOUNDS	1138	989
Rebounds per game	40.6	35.3
Rebounding margin	+5.3	-
ASSISTS	454	327
Assists per game	16.2	11.7
TURNOVERS	408	337
Turnovers per game	14.6	12.0
Turnover margin	-2.5	-
Assist/turnover ratio	1.1	1.0
STEALS	161	189
Steals per game	5.8	6.8
BLOCKS	129	83
Blocks per game	4.6	3.0
ATTENDANCE	155932	85994
Home games-Avg/Game	15-10395	9-5898
Neutral site-Avg/Game	-	4-8228

Score by Periods	1st	2nd	OT	Totals
UNLV	1145	1163	42	2350
Opponents	972	1115	50	2137

Date	Opponent	Score	Att.
11/11/17	FLORIDA A&M	W 108-66	9457
~ 11/15/17	PRAIRIE VIEW A&M	W 98-63	8078
~ 11/17/17	EASTERN WASHINGTON	W 91-76	8900
! 11/20/17	vs Rice	W 95-68	8107
! 11/22/17	vs Utah	W 85-58	8424
11/25/17	SOUTHERN UTAH	W 101-82	9543
11/29/17	at Northern Iowa	Lot 68-77	4546
12/02/17	ARIZONA	Lot 88-91	14579
@ 12/05/17	vs Oral Roberts	W 92-66	6713
@ 12/09/17	vs Illinois	W 89-82	9668
12/16/17	at Pacific	W 81-76	2279
12/20/17	MISS. VALLEY STATE	W 95-63	9128
12/22/17	NORTHERN COLORADO	W 94-91	9192
* 12/30/17	BOISE STATE	L 74-83	11892
* 01/03/18	at San Jose State	Wot 82-76	1376
* 01/06/18	UTAH STATE	L 78-85	12386
* 01/10/18	at Air Force	W 81-76	1911
* 01/17/18	NEW MEXICO	L 81-85	10546
* 01/20/18	at Colorado State	W 79-74	4383
* 01/23/18	at Fresno State	L 63-69	5385
* 01/27/18	SAN DIEGO STATE	W 88-78	11137
* 01/31/18	SAN JOSE STATE	W 76-67	11344
* 02/03/18	at Boise State	Lot 91-93	10737
* 02/06/18	at UNR	W 86-78	11285
* 02/10/18	WYOMING	W 85-70	11421
* 02/14/18	AIR FORCE	W 81-73	9027
* 02-17-18	at San Diego State	L 56-94	11180
* 02/21/18	FRESNO STATE	L 64-77	9302

~ = MGM Resorts Main Event Preliminary Rounds, Thomas & Mack Center, Las Vegas

! = MGM Resorts Main Event Heavyweight Rounds, T-Mobile Arena, Las Vegas

@ = MGM Grand Garden Arena, Las Vegas

* = Conference game

2017-18 OPPONENT CONFERENCE STATS

RECORD:	OVERALL	HOME	AWAY	NEUTRAL
ALL GAMES	8-7	4-4	4-3	0-0
CONFERENCE	8-7	4-4	4-3	0-0
NON-CONFERENCE	0-0	0-0	0-0	0-0

#	Player	gp-gs	min	avg	Total		3-Point		F-Throw		Rebounds				pf	dq	a	to	blk	stl	pts	avg
					fg-fga	fg%	3fg-fga	3fg%	ft-fa	ft%	off	def	tot	avg								
44	McCoy, Brandon	15-15	433	28.9	81-158	.513	1-6	.167	63-84	.750	36	105	141	9.4	43	2	7	32	28	5	226	15.1
24	Johnson, Jordan	15-15	544	36.3	59-144	.410	22-63	.349	81-91	.890	7	37	44	2.9	39	1	77	33	4	19	221	14.7
10	Juiston, Shakur	15-15	461	30.7	94-149	.631	1-1	1.000	17-32	.531	40	94	134	8.9	43	0	22	39	9	12	206	13.7
30	Mooring, Jovan	15-15	502	33.5	65-178	.365	30-100	.300	41-52	.788	5	49	54	3.6	32	0	48	27	1	13	201	13.4
14	Beck, Tervell	15-8	254	16.9	40-68	.588	5-13	.385	21-34	.618	14	22	36	2.4	25	1	5	19	3	3	106	7.1
01	Clyburn, Kris	15-7	322	21.5	32-86	.372	13-49	.265	11-25	.440	15	27	42	2.8	20	0	28	23	6	7	88	5.9
03	Hardy, Amauri	15-0	314	20.9	27-71	.380	8-34	.235	7-9	.778	3	20	23	1.5	25	0	27	14	5	7	69	4.6
34	Diong, Cheikh Mbacke	15-0	167	11.1	14-21	.667	0-0	.000	11-20	.550	12	32	44	2.9	30	0	5	11	12	11	39	2.6
02	Smith, Anthony	1-0	2	2.0	1-2	.500	0-1	.000	0-0	.000	0	0	0	0.0	0	0	0	0	0	0	2	2.0
11	Dembele, Cheickna	8-0	31	3.9	1-3	.333	0-0	.000	3-5	.600	3	2	5	0.6	4	0	2	2	2	0	5	0.6
00	Green, Jay	5-0	20	4.0	1-4	.250	0-3	.000	0-0	.000	1	0	1	0.2	2	0	1	1	0	0	2	0.4
Team											20	23	43					2				
Total.....		15	3050		415-884	.469	80-270	.296	255-352	.724	156	411	567	37.8	263	4	222	203	70	77	1165	77.7
Opponents.....		15	3050		431-962	.448	118-330	.358	198-272	.728	165	356	521	34.7	302	-	202	166	42	96	1178	78.5

TEAM STATISTICS	UNLV	OPP
SCORING	1165	1178
Points per game	77.7	78.5
Scoring margin	-0.9	-
FIELD GOALS-ATT	415-884	431-962
Field goal pct	.469	.448
3 POINT FG-ATT	80-270	118-330
3-point FG pct	.296	.358
3-pt FG made per game	5.3	7.9
FREE THROWS-ATT	255-352	198-272
Free throw pct	.724	.728
F-Throws made per game	17.0	13.2
REBOUNDS	567	521
Rebounds per game	37.8	34.7
Rebounding margin	+3.1	-
ASSISTS	222	202
Assists per game	14.8	13.5
TURNOVERS	203	166
Turnovers per game	13.5	11.1
Turnover margin	-2.5	-
Assist/turnover ratio	1.1	1.2
STEALS	77	96
Steals per game	5.1	6.4
BLOCKS	70	42
Blocks per game	4.7	2.8
ATTENDANCE	87055	46257
Home games-Avg/Game	8-10882	7-6608
Neutral site-Avg/Game	-	0-0

Score by Periods	1st	2nd	OT	Totals
UNLV	546	594	25	1165
Opponents	552	605	21	1178

Date	Opponent		Score	Att.
* 12/30/17	BOISE STATE	L	74-83	11892
* 01/03/18	at San Jose State	Wot	82-76	1376
* 01/06/18	UTAH STATE	L	78-85	12386
* 01/10/18	at Air Force	W	81-76	1911
* 01/17/18	NEW MEXICO	L	81-85	10546
* 01/20/18	at Colorado State	W	79-74	4383
* 01/23/18	at Fresno State	L	63-69	5385
* 01/27/18	SAN DIEGO STATE	W	88-78	11137
* 01/31/18	SAN JOSE STATE	W	76-67	11344
* 02/03/18	at Boise State	Lot	91-93	10737
* 02/06/18	at UNR	W	86-78	11285
* 02/10/18	WYOMING	W	85-70	11421
* 02/14/18	AIR FORCE	W	81-73	9027
* 02-17-18	at San Diego State	L	56-94	11180
* 02/21/18	FRESNO STATE	L	64-77	9302

~ = MGM Resorts Main Event Preliminary Rounds, Thomas & Mack Center, Las Vegas

! = MGM Resorts Main Event Heavyweight Rounds, T-Mobile Arena, Las Vegas

@ = MGM Grand Garden Arena, Las Vegas

* = Conference game

FEB. 21, 2018 - UNLV 64, FRESNO STATE 77 - Las Vegas, Nev.

Runnin' Rebels Four-Game Home Win Streak Stopped

LAS VEGAS (UNLVRebels.com) - The UNLV men's basketball team (19-9, 8-7 MW) had its four-game home win streak stopped Wednesday night as it lost to Fresno State, 77-64, at the Thomas & Mack Center.

The Runnin' Rebels were led by freshman forward Brandon McCoy and junior forward Shakur Juiston, who each recorded a double-double. McCoy recorded his 15th double-double of the season with 12 points and 11 rebounds, while Juiston's was his 12th (11 points and 10 rebounds). Senior guard Jordan Johnson was UNLV's leading scorer with 13 points on 11 of 12 from the free-throw line, while senior guard Jovan Mooring was the other Runnin' Rebel in double figures with 11 points.

The Bulldogs (20-8, 10-5 MW) had three players score 20 or more points: Deshon Taylor (22), Jaron Hopkins (20) and Bryson Williams (20).

STATS OF THE GAME: UNLV committed 10 first-half turnovers and finished the game with 17. Fresno State scored 18 points off UNLV's turnovers. The Runnin' Rebels made just 2 of 16 3-pointers.

QUOTABLE: "We had two really bad games, with in-and-out effort. When you are going through a tough time like this you have to step back, get clear vision and not let the emotion of the loss take you to a deep place where you can't recover. We know what we have, we have a good team and have seen flashes of good play. Fresno State is a really good team and so was San Diego State. They (SDSU) played their best game of the season against us. We ran up against two buzzsaws, but there is no excuse for some of the things that are occurring statistically like the turnovers. We feel like we can make some corrections on that." - UNLV head coach Marvin Menzies.

NOTES:

- Fresno State led by as many as 15 points in the first half and was up 43-30 at the half.
- UNLV made 80 percent of its free throws (28 of 35).
- Fresno State outscored UNLV in points in the paint, 44-26.
- Fresno State swept the regular-season series with UNLV. The Bulldogs won 69-63 in Fresno on Jan. 23.
- UNLV has now lost two straight games after winning three straight and five of six.
- UNLV dropped to 10-5 at home overall and 4-4 in MW play at the Thomas & Mack Center.
- UNLV has now made at least one 3-pointer in 1,034 straight games.

NEXT FOR THE RUNNIN' REBELS: The Runnin' Rebels will play at New Mexico on Sunday, Feb. 25 at 11 a.m. PT on CBS Sports Network. UNLV's next home game will be on Wednesday, Feb. 28 at 8 p.m. vs. intrastate rival UNR in the Governor's Series game. The game will be a Red Out with all fans encouraged to wear red. Free t-shirts will be given away to the first 3,000 fans in attendance and there will also be a pregame tailgate on the plaza starting at 6 p.m. Tickets may be purchased at UNLVtickets.com, by calling 702-739-FANS (3267) or by visiting the Thomas & Mack Center Box Office.

Official Basketball Box Score -- Game Totals -- Final Statistics Fresno State vs UNLV 02/21/18 7:00 PM at Tarkanian Court, Thomas & Mack Center

Fresno State 77 • 20-8, 10-5

#	Player	Total		3-Ptr		Rebounds		PF	TP	A	TO	Blk	Stl	Min
		FG-FGA	FG-FGA	FT-FTA	FT-FTA	Off	Def							
11	WILLIAMS, Bryson	9-13	0-0	2-6	0 4	4	20	0	3	2	1	25		
20	BITTNER, Sam	2-4	2-3	0-0	0 2	2	4	6	0	0	0	2	26	
01	HOPKINS, Jaron	8-18	0-0	4-7	2 7	9	4	20	4	4	1	1	38	
21	TAYLOR, Deshon	5-10	1-4	11-14	0 5	5	4	22	1	0	0	3	33	
22	BOWLES, Ray	2-6	0-1	0-0	0 6	6	1	4	1	3	1	2	37	
05	TAYLOR, Jahmel	0-1	0-1	0-0	0 1	1	4	0	2	0	0	0	11	
32	GRIMES, Nate	1-2	0-0	1-4	1 1	2	3	0	0	0	2	13		
34	CARTER II, Terrell	0-2	0-0	2-2	1 1	2	3	2	0	0	0	2	17	
Team						3 1		4						
Totals		27-56	3-9	20-33	7 28	35	26	77	8	10	4	13	200	
FG % 1st Half: 18-33 54.5% 2nd half: 9-23 39.1% Game: 27-56 48.2% Deadball														
3FG % 1st Half: 2-5 40.0% 2nd half: 1-4 25.0% Game: 3-9 33.3% Rebounds														
FT % 1st Half: 5-10 50.0% 2nd half: 15-23 65.2% Game: 20-33 60.6%														

UNLV 64 • 19-9, 8-7

#	Player	Total		3-Ptr		Rebounds		PF	TP	A	TO	Blk	Stl	Min
		FG-FGA	FG-FGA	FT-FTA	FT-FTA	Off	Def							
10	Juiston, Shakur	5-11	0-0	1-3	5 5	10	4	11	1	2	1	0	28	
14	Beck, Tervell	0-3	0-0	7-10	2 5	7	3	7	0	2	0	0	25	
44	McCoy, Brandon	5-11	0-0	2-2	1 10	11	3	12	0	2	0	0	28	
24	Johnson, Jordan	1-5	0-3	11-12	0 0	0	3	13	5	4	0	3	34	
30	Mooring, Jovan	3-16	1-9	4-4	0 6	6	2	11	1	2	1	1	34	
00	Green, Jay	0-0	0-0	0-0	1 0	1	0	0	0	1	0	0	2	
01	Clyburn, Kris	0-3	0-1	0-0	1 1	2	2	0	0	2	0	0	17	
03	Hardy, Amauri	2-6	1-3	2-2	1 2	3	1	7	2	0	2	0	19	
11	Dembele, Cheickna	0-1	0-0	1-2	2 0	2	1	1	1	0	0	0	6	
34	Diong, Cheikh Mbacke	1-1	0-0	0-0	0 0	0	2	2	0	2	0	0	7	
Team						2 1		3						
Totals		17-57	2-16	28-35	15 30	45	21	64	10	17	4	4	200	
FG % 1st Half: 9-26 34.6% 2nd half: 8-31 25.8% Game: 17-57 29.8% Deadball														
3FG % 1st Half: 2-6 33.3% 2nd half: 0-10 0.0% Game: 2-16 12.5% Rebounds														
FT % 1st Half: 10-15 66.7% 2nd half: 18-20 90.0% Game: 28-35 80.0%														

Officials: David Hall, Tommy Nunez, Randy Heimerman
Technical fouls: Fresno State-None. UNLV-None.
Attendance: 9302

Score by periods	1st	2nd	Total
Fresno State	43	34	77
UNLV	30	34	64

Last FG - FS 2nd-01:59, UNLV 2nd-00:44.
Largest lead - FS by 22 2nd-05:41, UNLV by 4 1st-17:48.
FS led for 35:45. UNLV led for 01:39. Game was tied for 02:36.

Points	In	Off	2nd	Fast	Bench
FS	44	18	9	8	5
UNLV	26	8	11	2	10

Score tied - 1 time.
Lead changed - 1 time.

CHARTING THE NUMBERS

	Season	Career at UNM	<u>10+ Rebound Games</u>	
<u>Double-Digit Scoring Games</u>			Joe Furstinger	6 7 (5-2)
Sam Logwood	11	31 (17-14)	Sam Logwood	0 1 (0-1)
Dane Kuiper	7	14 (10-4)		
Anthony Mathis	22	24 (12-12)	<u>Rebounding Leaders</u>	
Connor MacDougall	0	3 (2-1)	Sam Logwood	3 8 (6-2)
Chris McNeal	12	12 (5-7)	Joe Furstinger	21 24 (12-12)
Antino Jackson	14	14 (9-5)	Connor MacDougall	0 1 (1-0)
Makuach Maluach	10	10 (7-3)	Vladimir Pinchuk	1 1 (1-0)
Vladimir Pinchuk	3	3 (2-1)	Troy Simons	3 3 (1-2)
Troy Simons	7	7 (4-3)	Dane Kuiper	1 1 (0-1)
Joe Furstinger	11	11 (9-2)	Antino Jackson	1 1 (0-1)
Jachai Simmons	1	1 (1-0)		
			<u>Double-Doubles</u>	
<u>40-Point Games</u>			Sam Logwood	0 1 (0-1)
			Chris McNeal	1 1 (1-0)
<u>30-Point Games</u>			Joe Furstinger	6 6 (5-1)
			Antino Jackson	2 2 (1-1)
<u>20-Point Games</u>			<u>Assist Leaders</u>	
Sam Logwood	4	5 (2-3)	Sam Logwood	3 11 (3-8)
Chris McNeal	3	3 (1-2)	Dane Kuiper	3 6 (5-1)
Troy Simons	2	2 (2-0)	Joe Furstinger	5 7 (4-3)
Dane Kuiper	1	1 (0-1)	Anthony Mathis	0 1 (0-1)
Joe Furstinger	1	1 (1-0)	Chris McNeal	8 8 (3-5)
Antino Jackson	2	2 (2-0)	Antino Jackson	14 14 (10-4)
Makuach Maluach	2	2 (0-2)	Troy Simons	1 1 (1-0)
Anthony Mathis	3	3 (2-1)		
			* () Team's record in those games	
<u>Scoring Leaders</u>				
Sam Logwood	4	9 (6-3)		
Dane Kuiper	1	2 (0-2)		
Connor MacDougall	0	1 (0-1)		
Chris McNeal	3	3 (1-2)		
Troy Simons	4	4 (4-0)		
Anthony Mathis	7	7 (2-5)		
Antino Jackson	4	4 (3-1)		
Joe Furstinger	4	4 (3-1)		
Jachai Simmons	1	1 (1-0)		
Makuach Maluach	4	4 (2-2)		

SCORING MARGIN BREAKDOWN

Total	1	2	3	4	5	6	7	8	9	10	11-15	16-20	21+
Win	0	0	1	2	0	0	0	0	3	0	2	1	4
Loss	0	2	2	0	0	0	0	2	2	0	2	3	1

UNM INDIVIDUAL GAME HIGHS

New Mexico - INDIVIDUAL GAME HIGHS

Points	29	McNEAL, Chris vs Tennessee Tech (11/21/17)
	27	LOGWOOD, Sam vs TCU (11/24/17)
	26	MALUACH, Makuach at Air Force (2/10/18)
	25	MATHIS, Anthony vs Utah State (2/14/18)
	25	MATHIS, Anthony at Utah State (01/31/18)
Field Goals Made	11	LOGWOOD, Sam at Wyoming (02/20/18)
	10	MALUACH, Makuach at Air Force (2/10/18)
	10	LOGWOOD, Sam vs TCU (11/24/17)
Field Goal Att.	21	LOGWOOD, Sam vs TCU (11/24/17)
	16	McNEAL, Chris vs TCU (11/24/17)
	16	McNEAL, Chris vs Tennessee Tech (11/21/17)
	16	SIMONS, Troy vs Nebraska-Omaha (11/14/17)
FG Pct (min 5 made)	1.000 (7-7)	MALUACH, Makuach vs Northern New Mexico (11/11/17)
	1.000 (6-6)	PINCHUK, Vladimir vs Northern New Mexico (11/11/17)
	1.000 (5-5)	PINCHUK, Vladimir at UNLV (01/17/18)
3-Point FG Made	7	MATHIS, Anthony vs Utah State (2/14/18)
	7	McNEAL, Chris vs Tennessee Tech (11/21/17)
3-Point FG Att.	11	McNEAL, Chris vs Tennessee Tech (11/21/17)
	11	SIMONS, Troy vs Nebraska-Omaha (11/14/17)
3-Pt FG Pct (min 2 made)	1.000 (2-2)	MALUACH, Makuach vs San Jose State (1/6/18)
	1.000 (2-2)	KUIPER, Dane at Colorado (12/6/17)
Free Throws Made	12	MALUACH, Makuach at Wyoming (02/20/18)
	12	FURSTINGER, Joe vs Prairie View A&M (12/22/17)
Free Throw Att.	15	MALUACH, Makuach at Wyoming (02/20/18)
	12	McNEAL, Chris at Wyoming (02/20/18)
	12	FURSTINGER, Joe vs Prairie View A&M (12/22/17)
FT Pct (min 3 made)	1.000 (12-12)	FURSTINGER, Joe vs Prairie View A&M (12/22/17)
	1.000 (8-8)	FURSTINGER, Joe at UNLV (01/17/18)
	1.000 (6-6)	MALUACH, Makuach vs Wyoming (1/10/18)
	1.000 (6-6)	McNEAL, Chris at UTEP (12/2/17)
	1.000 (5-5)	MALUACH, Makuach at Fresno State (01/13/18)
	1.000 (5-5)	FURSTINGER, Joe vs Rice (12/19/17)
	1.000 (5-5)	LOGWOOD, Sam vs Rice (12/19/17)
	1.000 (5-5)	McNEAL, Chris vs Maryland (11/25/17)
	1.000 (5-5)	FURSTINGER, Joe vs Nebraska-Omaha (11/14/17)
	1.000 (4-4)	KUIPER, Dane at Air Force (2/10/18)
	1.000 (4-4)	JACKSON, Antino vs Boise State (2/6/18)
	1.000 (4-4)	JACKSON, Antino at UNLV (01/17/18)
	1.000 (4-4)	LOGWOOD, Sam at Boise State (01/03/18)
	1.000 (4-4)	MALUACH, Makuach vs Prairie View A&M (12/22/17)
	1.000 (4-4)	SIMONS, Troy vs Arizona (12/16/17)
	1.000 (4-4)	KUIPER, Dane vs Arizona (12/16/17)
	1.000 (4-4)	SIMONS, Troy vs New Mexico State (12/9/17)
	1.000 (4-4)	MATHIS, Anthony at UTEP (12/2/17)
	1.000 (4-4)	LOGWOOD, Sam vs Maryland (11/25/17)
	1.000 (4-4)	KUIPER, Dane vs Northern New Mexico (11/11/17)
	1.000 (3-3)	MATHIS, Anthony at Utah State (01/31/18)
	1.000 (3-3)	MATHIS, Anthony vs San Diego State (1/20/18)
	1.000 (3-3)	MATHIS, Anthony at UNLV (01/17/18)
	1.000 (3-3)	FURSTINGER, Joe vs Arizona (12/16/17)
	1.000 (3-3)	MATHIS, Anthony vs New Mexico State (12/9/17)
	1.000 (3-3)	McNEAL, Chris at New Mexico State (11/17/17)
	1.000 (3-3)	JACKSON, Antino vs Northern New Mexico (11/11/17)

UNM AND OPPONENT TEAM HIGHS/LOWS

NEW MEXICO - TEAM GAME HIGHS

POINTS	147	NORTHERN NEW MEXICO (11/11/17)
	119	at Wyoming (02/20/18)
	103	NEBRASKA-OMAHA (11/14/17)
	96	TENNESSEE TECH (11/21/17)
	92	at Air Force (2/10/18)
FIELD GOALS MADE	55	NORTHERN NEW MEXICO (11/11/17)
	37	at Wyoming (02/20/18)
FIELD GOAL ATTEMPTS	85	NORTHERN NEW MEXICO (11/11/17)
	77	NEBRASKA-OMAHA (11/14/17)
FIELD GOAL PERCENTAGE	.647 (55-85)	NORTHERN NEW MEXICO (11/11/17)
	.617 (37-60)	at Wyoming (02/20/18)
3 PT FIELD GOALS MADE	18	NORTHERN NEW MEXICO (11/11/17)
	17	NEBRASKA-OMAHA (11/14/17)
3 PT FG ATTEMPTS	39	TENNESSEE TECH (11/21/17)
	39	NEBRASKA-OMAHA (11/14/17)
	39	NORTHERN NEW MEXICO (11/11/17)
3 PT FG PERCENTAGE	.519 (14-27)	at Air Force (2/10/18)
	.481 (13-27)	at Wyoming (02/20/18)
FREE THROWS MADE	32	at Wyoming (02/20/18)
	24	TENNESSEE TECH (11/21/17)
FREE THROW ATTEMPTS	43	at Wyoming (02/20/18)
	35	at UTEP (12/2/17)
FREE THROW PERCENTAGE	1.000 (14-14)	vs Maryland (11/25/17)
	.929 (13-14)	ARIZONA (12/16/17)
REBOUNDS	48	NEBRASKA-OMAHA (11/14/17)
	45	NORTHERN NEW MEXICO (11/11/17)
ASSISTS	40	NORTHERN NEW MEXICO (11/11/17)
	23	COLORADO STATE (1/27/18)
	23	SAN JOSE STATE (1/6/18)
	23	EVANSVILLE (11/29/17)
STEALS	22	NORTHERN NEW MEXICO (11/11/17)
	12	UTAH STATE (2/14/18)
	12	SAN JOSE STATE (1/6/18)
BLOCKED SHOTS	6	BOISE STATE (2/6/18)
	6	WYOMING (1/10/18)
	6	TENNESSEE TECH (11/21/17)
	6	NORTHERN NEW MEXICO (11/11/17)
TURNOVERS	20	at Wyoming (02/20/18)
	20	WYOMING (1/10/18)
FOULS	32	at Wyoming (02/20/18)
	26	at Air Force (2/10/18)
	26	vs Maryland (11/25/17)
	26	TENNESSEE TECH (11/21/17)

OPPONENT - TEAM GAME HIGHS

POINTS	114	at Wyoming (02/20/18)
	104	TENNESSEE TECH (11/21/17)
	100	at Air Force (2/10/18)
	90	at Boise State (01/03/18)
	89	at Utah State (01/31/18)
	89	at Fresno State (01/13/18)
	89	ARIZONA (12/16/17)
FIELD GOALS MADE	38	at Boise State (01/03/18)
	37	at Wyoming (02/20/18)
FIELD GOAL ATTEMPTS	70	NORTHERN NEW MEXICO (11/11/17)
	64	at Wyoming (02/20/18)
	64	at Boise State (01/03/18)
	64	at New Mexico State (11/17/17)
FIELD GOAL PERCENTAGE	.653 (32-49)	at Fresno State (01/13/18)
	.640 (32-50)	ARIZONA (12/16/17)
3 PT FIELD GOALS MADE	13	at Wyoming (02/20/18)
	13	at Utah State (01/31/18)
3 PT FG ATTEMPTS	30	NEBRASKA-OMAHA (11/14/17)
	26	RICE (12/19/17)
3 PT FG PERCENTAGE	.750 (9-12)	at Fresno State (01/13/18)
	.692 (9-13)	ARIZONA (12/16/17)
FREE THROWS MADE	27	at Wyoming (02/20/18)
	24	vs Maryland (11/25/17)
	24	TENNESSEE TECH (11/21/17)
FREE THROW ATTEMPTS	38	at Wyoming (02/20/18)
	32	TENNESSEE TECH (11/21/17)
FREE THROW PERCENTAGE	.889 (24-27)	vs Maryland (11/25/17)
	.885 (23-26)	at Air Force (2/10/18)
REBOUNDS	58	at Colorado (12/6/17)
	50	at New Mexico State (11/17/17)
ASSISTS	23	TENNESSEE TECH (11/21/17)
	20	at Air Force (2/10/18)
STEALS	13	TENNESSEE TECH (11/21/17)
	13	NORTHERN NEW MEXICO (11/11/17)
BLOCKED SHOTS	9	vs TCU (11/24/17)
	7	at UNLV (01/17/18)
TURNOVERS	33	NORTHERN NEW MEXICO (11/11/17)
	26	NEBRASKA-OMAHA (11/14/17)
FOULS	32	at Wyoming (02/20/18)
	27	at Air Force (2/10/18)

NEW MEXICO - TEAM GAME LOWS

POINTS	56	at New Mexico State (11/17/17)
	57	at Colorado (12/6/17)
	62	NEW MEXICO STATE (12/9/17)
	62	at Boise State (01/03/18)
	65	vs Maryland (11/25/17)
FIELD GOALS MADE	20	at New Mexico State (11/17/17)
	21	vs Maryland (11/25/17)
	21	at UTEP (12/2/17)
	21	at Colorado (12/6/17)
	21	NEW MEXICO STATE (12/9/17)
FIELD GOAL ATTEMPTS	50	WYOMING (1/10/18)
	52	at New Mexico State (11/17/17)
	52	BOISE STATE (2/6/18)
FIELD GOAL PERCENTAGE	.296 (21-71)	at Colorado (12/6/17)
	.333 (21-63)	vs Maryland (11/25/17)
3 PT FIELD GOALS MADE	6	at New Mexico State (11/17/17)
	6	vs TCU (11/24/17)
	6	at Boise State (01/03/18)
3 PT FG ATTEMPTS	20	at New Mexico State (11/17/17)
	23	BOISE STATE (2/6/18)
3 PT FG PERCENTAGE	.200 (6-30)	vs TCU (11/24/17)
	.222 (6-27)	at Boise State (01/03/18)
FREE THROWS MADE	6	at Colorado (12/6/17)
	7	EVANSVILLE (11/29/17)
	7	UTAH STATE (2/14/18)
FREE THROW ATTEMPTS	9	EVANSVILLE (11/29/17)
	9	UTAH STATE (2/14/18)
FREE THROW PERCENTAGE	.375 (6-16)	at Colorado (12/6/17)
	.579 (11-19)	SAN JOSE STATE (1/6/18)
REBOUNDS	15	COLORADO STATE (1/27/18)
	19	at San Jose State (02/03/18)
ASSISTS	5	at New Mexico State (11/17/17)
	8	vs TCU (11/24/17)
STEALS	2	at New Mexico State (11/17/17)
	2	at Nevada (12/30/17)
BLOCKED SHOTS	0	at UTEP (12/2/17)
	0	at Boise State (01/03/18)
TURNOVERS	5	SAN DIEGO STATE (1/20/18)
	6	SAN JOSE STATE (1/6/18)
FOULS	13	COLORADO STATE (1/27/18)
	14	RICE (12/19/17)

OPPONENT - TEAM GAME LOWS

POINTS	47	SAN JOSE STATE (1/6/18)
	58	AIR FORCE (12/27/17)
	59	EVANSVILLE (11/29/17)
	63	UTAH STATE (2/14/18)
	65	NEW MEXICO STATE (12/9/17)
	65	COLORADO STATE (1/27/18)
FIELD GOALS MADE	14	SAN JOSE STATE (1/6/18)
	19	EVANSVILLE (11/29/17)
FIELD GOAL ATTEMPTS	39	UTAH STATE (2/14/18)
	44	SAN JOSE STATE (1/6/18)
FIELD GOAL PERCENTAGE	.318 (14-44)	SAN JOSE STATE (1/6/18)
	.365 (19-52)	EVANSVILLE (11/29/17)
3 PT FIELD GOALS MADE	2	at UNLV (01/17/18)
	3	EVANSVILLE (11/29/17)
	3	AIR FORCE (12/27/17)
	3	SAN JOSE STATE (1/6/18)
	3	at San Jose State (02/03/18)
3 PT FG ATTEMPTS	10	COLORADO STATE (1/27/18)
	11	SAN JOSE STATE (1/6/18)
3 PT FG PERCENTAGE	.154 (2-13)	at UNLV (01/17/18)
	.188 (3-16)	AIR FORCE (12/27/17)
FREE THROWS MADE	6	at Boise State (01/03/18)
	8	COLORADO STATE (1/27/18)
FREE THROW ATTEMPTS	10	COLORADO STATE (1/27/18)
	12	at Boise State (01/03/18)
	12	WYOMING (1/10/18)
FREE THROW PERCENTAGE	.500 (6-12)	at Boise State (01/03/18)
	.500 (9-18)	NEW MEXICO STATE (12/9/17)
REBOUNDS	23	WYOMING (1/10/18)
	26	at Fresno State (01/13/18)
ASSISTS	6	BOISE STATE (2/6/18)
	7	AIR FORCE (12/27/17)
	7	SAN JOSE STATE (1/6/18)
STEALS	3	vs Maryland (11/25/17)
	3	at Colorado (12/6/17)
	3	SAN JOSE STATE (1/6/18)
	3	at Fresno State (01/13/18)
	3	SAN DIEGO STATE (1/20/18)
	3	UTAH STATE (2/14/18)
BLOCKED SHOTS	0	NORTHERN NEW MEXICO (11/11/17)
	0	at UTEP (12/2/17)
TURNOVERS	5	at Nevada (12/30/17)
	9	at Fresno State (01/13/18)
FOULS	12	at Utah State (01/31/18)
	13	at Nevada (12/30/17)

THE LAST TIME IT HAPPENED

NEW MEXICO

As A Team:

Scored 100 Points:	119 - at Wyoming (2-20-18)
Scored 90-99 Points:	92 - at Air Force (2-10-18)
Scored 80-89 Points:	80 - at Utah State (1-31-18)
Scored Less Than 50 Points:	46 - at Arizona (12-20-16)
Scored Less Than 40 Points:	34 - at #25 San Diego State (1-26-13)
Won By 40 Points:	W, 147-76 - Northern N.M. (11-11-17)
Won By 30 Points:	W, 80-47 - vs San José State (1-6-18)
Won By 20 Points:	W, 87-58 - vs Air Force (12-27-17)
Lost By 20-29 Points:	L, 90-62 - at Boise State (1-3-18)
Lost By 30 Points:	L, 77-46 - at Arizona (12-20-16)
Shot 65% Or Better:	69.2% (27-39) - at Air Force (1-15-05)
Shot 60% Or Better:	61.7% (37-60) - at Wyoming (2-20-18)
Shot Less Than 35%:	34.9% (22-63) - at Boise State (1-3-18)
Shot Less Than 30%:	29.6% (21-71) - at Colorado (12-6-17)
Shot 60% 3FG Or Better:	66.7% (6-9) - at CSU (1-14-17)
Shot Less Than 30% 3FG:	22.2% (6-27) - at Boise State (1-3-18)
Made 10 Three-Pointers:	13 (13-27) - at Wyoming (2-20-18)
Shot 100% on Free Throws:	100% (14-14) - vs. Maryland (11-25-17)
Shot 95% On Free Throws:	95.5% (21-22) - at Boise State (1-17-17)
Shot 85% On Free Throws:	90.0% (9-10) - at Utah State (1-31-18)
Shot Less Than 50% On FTs:	37.5% (6-16) - at Colorado (12-6-17)
Had 50 Rebounds:	58 - vs. UAB (11-21-13)
Had 20 Offensive Rebounds:	23 - at USC (11-21-15)
Had 40 Assists:	40 - Northern N.M. (11-11-17)
Had 20 Assists:	23 - vs Colorado State (1-27-18)
Had 20 Turnovers:	20 - at Wyoming (2-20-18)
Had Less Than 10 Turnovers:	9 - vs Utah State (2-14-18)
Had 10 Steals:	12 - vs Utah State (2-14-18)
Had 10 Blocks:	12 - vs. UMass (11-22-13)
Had Two or More 20-Point Scorers:	at Wyoming (2-20-18)

Had 6 Double-Digit Scorers:	Sam Logwood (24) & Troy Simons (24)
Had 5 Double-Digit Scorers:	(6) - at Wyoming (2-20-18)
Had No Double-Digit Scorers:	vs San José State (1-6-18)
Had Two 10+ Rebounders:	at San Diego State (1-6-15)

Scored 50 Points In 1st Half:	55 - at Wyoming (2-20-18)
Scored 50 Points In 2nd Half:	50 - at UNLV (1-17-18)
Scored 60 Points In 2nd Half:	64 - at Wyoming (2-20-18)
Scored 20 Or Fewer Points In 1st Half:	16 - at Arizona (12-20-16)
Scored 20 Or Fewer Points In 2nd Half:	15 - at #25 San Diego State (1-26-13)
Failed To Make a 3FG:	(0-10) - vs. Washington State (12-25-15)
Defeated a Ranked Team:	W, 66-53 vs. #24/#24 Colorado State (1-3-15)
Lost To a Ranked Team:	L, 89-73 - vs. No. 23/23 Arizona (12-16-17)
Won an OT Game:	W, 52-49 vs. Wyoming (3-7-15)
Lost an OT Game:	L, 105-104 vs. Nevada (1-7-17)
Won a 2OT Game:	W, 97-94 vs. UAB (11-21-13)
Lost a 2OT Game:	L, 73-76 at Dayton (1-1-10)
Won a 3OT Game:	W, 104-99, Fresno State (3-8-96)
Lost a 3OT Game:	Never

As An Individual:

Had a Triple-Double:	Luc Longley (17 pts, 14 rebs, 10 assts) vs. Penn State (3-28-90)
Had a Double-Double (Pts/Reb):	Joe Furstinger (12/10) - vs San Diego State (1-20-18)
Had a Double-Double (Pts/Asst):	Antino Jackson (10 pts & 10 assts) at Air Force (2-10-18)
Scored 20+ Pts with 10+ Rebs:	Joe Furstinger (20 pts & 10 rebs) vs Prairie View A&M (12-22-17)
Scored 30 Points:	Elijah Brown (30) vs. Wyoming (1-21-17)
Scored 30 Points (MW Only):	Elijah Brown vs. Wyoming (1-21-17)
Scored 20 Points:	Sam Logwood (24) & Troy Simons (24) at Wyoming (2-20-18)
Scored 20 Points (MW Only):	Sam Logwood (24) & Troy Simons (24) at Wyoming (2-20-18)
Had 20 Rebounds:	Drew Gordon (20) UNLV (2-18-12)
Had 15 Rebounds:	Tim Williams (15) at USC (11-21-15)
Had 10 Assists:	Antino Jackson (10) - at Air Force (2-10-18)
Had 5 Steals:	Joe Furstinger (5) - vs San José State (1-6-18)
Had 5 Blocks:	Joe Furstinger (5) - vs Boise State (2-6-18)

VERSUS NEW MEXICO

As A Team:

Scored 100 Points:	114 - at Wyoming (2-20-18)
Scored 90 Points:	90 - at Boise State (1-3-18)
Scored 80-89 Points:	89 - at Utah State (1-31-18)
Scored Less Than 50 Points:	47 - vs San José State (1-6-18)
Scored Less Than 40 Points:	38 - Wyoming (2-11-12)
Shot 50% Or Better:	57.8% (37-64) - at Wyoming (2-20-18)
Shot Less Than 35%:	31.8% (14-44) - vs San José State (1-6-18)
Shot Less Than 30%:	26.3% (15-57) - UAPB (12-17-16)
Shot 50% 3FG Or Better:	56.5% (13-23) - at Wyoming (2-20-18)
Shot Less Than 20% 3FG:	15.4% (2-13) - at UNLV (1-17-18)
Made 10 Three-Pointers:	13 (10-20) - vs Utah State (2-14-18)
Shot 75% On Free Throws:	76.5% (13-23) - at Wyoming (2-20-18)
Shot Less Than 50% On FTs:	43.8% (7-16) - Boise State (2-17-16)
Had 50 Rebounds:	58 - at Colorado (12-6-17)
Had 20 Offensive Rebounds:	25 - at New Mexico State (11-17-17)
Had 20 Assists:	20 - at Air Force (2-10-18)
Had 20 Turnovers:	23 - vs Utah State (2-14-18)
Had Less Than 10 Turnovers:	5 - at Nevada (12-30-17)
Had 10 Steals:	10 - vs Prairie View A&M (12-22-17)
Had 10 Blocks:	11 - at USC (11-21-15)
Had 40-Point and 20-Point Scorers:	Nevada (1-7-17)

	Jordan Caroline (45) & Marcus Marshall (26)
Had 30-Point and 20-Point Scorers:	at Wyoming (2-20-18)
	Louis Adams (31), Justin James (23) & Hayden Dalton (21)

Had Two or More 20-Point Scorers:	at Wyoming (2-20-18)
	Justin James (23) & Hayden Dalton (21)

Had 6 Double-Digit Scorers:	TCU (2-25-12)
Had 5 Double-Digit Scorers:	(5) - at Air Force (2-10-18)
Had No Double-Digit Scorers:	ULM (12-13-14)
Had Two 10+ Rebounders:	vs. Rice (12-19-17)

	Malik Osborne (11) & Bishop Mency (10)
Scored 50+ Points In 1st Half:	53 - at Wyoming (2-20-18)
Scored 50+ Points In 2nd Half:	61 - at Wyoming (2-20-18)
Scored 20 Or Less Points In 1st Half:	20 - vs Air Force (12-27-17)
Scored 20 Or Less In 2nd Half:	19 - New Mexico State (12-3-14)
Scored 15 Or Less Points In 1st Half:	11 - UAPB (12-17-16)
Failed To Make a 3FG:	(0-7) - New Mexico State (12-16-15)

As An Individual:

Had a Triple-Double:	Ethan Telfair (25 pts, 12 rebs, 10 assts) Idaho State (11-11-16)
Had a Double-Double (Pts/Reb):	at Air Force (2-10-18)
	Ryan Swan (17 points, 10 rebounds)
Had a Double-Double (Pts/Asst):	Dominic Artis (13 pts & 12 Assists) UTEP (12-7-16)
Had 20+ Points & 10+ Rebounds:	Chandler Hutchison - (23 pts, 12 rebs) vs Boise State (2-6-18)

Scored 30+ Points in Back-to-Back Games Vs. UNM:	Derrick Marks Boise State
--------------------------------------------------	------------------------------

	31 points (1-18-15) & 30 points (2-24-15)
Scored 40 Points:	Jordan Caroline (45) - Nevada (1-7-17)
Scored 40 Points (MW Only):	Jordan Caroline (45) - Nevada (1-7-17)
Scored 30 Points:	Louis Adams (31) - at Wyoming (2-20-18)
Scored 30 Points (MW Only):	Louis Adams (31) - at Wyoming (2-20-18)
Scored 20 Points:	at Wyoming (2-20-18)

	Justin James (23) & Hayden Dalton (21)
Scored 20 Points (MW Only):	at Wyoming (2-20-18)

	Justin James (23) & Hayden Dalton (21)
Had 20 Rebounds:	Ryan Watkins (22) - Boise State (1-21-14)
Had 15 Rebounds:	Nico Carvacho (15) - vs Colorado State (1-27-18)
Had 10 Assists:	Dominic Artis (12) - UTEP (12-7-16)
Had 5 Steals:	Curtis Phillips (8) - vs. Tennessee Tech (11-21-17)
Had 5 Blocks:	JD Miller (5) - vs. TCU (11-24-17)

WELCOME TO THE PIT, A MILE HIGH AND LOUDER THAN...



WHAT THEY ARE SAYING ABOUT THE PIT

"What a terrific atmosphere for college basketball. Great building... Great history... 18,000 screaming fans. It's big time college hoops, baby!"
- Dick Vitale, ESPN

"I consider the game we played in Albuquerque in 1978 one of the most exciting of my career. The Pit is the toughest place to play because of their tremendous atmosphere."
-Jim Boeheim, Syracuse head coach

"When you go into a place like The Pit, there will be challenge different from a regular road game. The crowd can dictate the tempo and momentum. The Pit crowd forces you to be patient."
-Lute Olsen, former Arizona head coach

"A mile high but 37 feet underground, the Pit in Albuquerque has been the site of many mind-blowing college basketball games, including North Carolina State's upset of Houston in '83 and just about any New Mexico home game. The noise created by fans, which has been measured at 125 decibels -- the pain threshold for the human ear is 130 -- is a palpable force."
-Sports Illustrated

- Voted one of "The Top Five Loudest, Most Intimidating Places to Play" by NCAA.com
- Ranked in the top 20 sporting venues of the 20th century by Sports Illustrated
- USA Today ranked The Pit in its "Ten Great Places to Get Pumped for NCAA Action"
- According to Fox Sports, it's one of the top ten "old school" college basketball arenas in the country

THE GREATEST GAME EVER PLAYED

The Pit was the site of one of the greatest college basketball games ever played. It hosted the 1983 national championship game that saw the NC State Wolfpack upset Hakeem Olajuwon, Clyde Drexler and the Houston Cougars. Coach Jimmy Valvano and the Wolfpack downed the Cougars on a last second put back by Lorenzo Charles. The iconic shot of the late Valvano running onto the court looking for a hug is one of the lasting images in college basketball history.

- Built in 1966 (\$1.4 million)
- Capacity of 15,411 (previously 18,018)
- \$60 million renovation was completed in 2010
- New floor installed before the 2017-18 season
- Seating includes 40 suites and a club area
- Officially named Dreamstyle Arena in 2017 after a \$10 million agreement for naming rights by the local New Mexico business. It is still referred to as The Pit, its officially-recognized nickname. As part of the exciting Dreamstyle changes, University Stadium, UNM's football stadium, officially became Dreamstyle Arena on the same date.
- Less than 30 of 345 NCAA Division I basketball programs play in a college-only arena named after a business or organization founded or headquartered in its home state.
- The Lobos have averaged an astounding 15,410 fans the past 49 years, an amazing 95% of capacity
- The Pit has ranked in the top 25 in attendance nationally nearly every season since the 1966-67 season with 35 seasons in the top ten in the NCAA in attendance
- Led the Mountain West in attendance in 10 of the conference's 15 years of existence
- The floor is named Bob King Court in honor of the former head coach who led the Lobos from 1963 to 1972.

THE 2017-18 LOBO MEN'S BASKETBALL RADIO/TV ROSTER

PLAYERS



Matt Vail
G | 5-10 | Fr.
Grants, N.M.



Chris McNeal
G | 6-1 | Jr.
Jackson, Tenn.



Sam Logwood
G/F | 6-8 | Sr.
Indianapolis, Ind.



Antino Jackson
G | 6-0 | Sr.
Houston, Texas



Mike Mondragon
G | 6-3 | R-Jr.
Taos, N.M.



Joe Furstinger
F | 6-9 | Sr.
Rancho Santa Margarita, Calif.



Makuach Maluach
G/F | 6-5 | Fr.
Sydney, Australia




Jachai Simmons
G/F | 6-7 | Jr.
Plainfield, N.J.



JaQuan Lyle
G | 6-5 | Jr.
Evansville, Ind.



Dane Kuiper
G/F | 6-7 | Jr.
Wasilla, Alaska



Vladimir Pinchuk
F/C | 6-10 | Fr.
Schwelm, Germany




Vance Jackson
F | 6-9 | So.
Los Angeles, Calif.



Troy Simons
G | 6-3 | Jr.
Pittsburgh, Pa.



Anthony Mathis
G | 6-3 | Jr.
West Linn, Ore.



Connor MacDougall
F | 6-9 | Sr.
Tempe, Ariz.

STAFF



Paul Weir
Head Coach



Chris Harriman
Assoc. Head Coach



Jerome Robinson
Assistant Coach



Brandon Mason
Assistant Coach



Ryan Berryman
Dir. of Operations



David Chiotti
Dir. of Player Development




Evan Orzolek
Video Coordinator



Tyler Stuart
Dir. of Strength/Cond.



Estevan Sandoval
Graduate Assistant



Corey DeBarbrie
Athletic Trainer



Matt Vail
 5'10" - Freshman - Guard
 Grants, N.M. (Grants HS)

0

NOTEWORTHY :

- Set record for most points ever scored by a Pirate at Grants High School
- Averaged 25.0 points per game, 5.0 assists and 4.5 steals per game in HS
- District Player of the Year, First Team All-State, Second Team All-State, Academic All-District, First-Team All-District in HS
- MVP for New Mexico vs. Arizona matchup

GAME-BY-GAME STATISTICS**SEASON HIGHS**

Points: N/A
 FG: N/A
 FGA: N/A
 3FG: N/A
 3FGA: N/A
 FT: N/A
 FTA: N/A
 Rebounds: N/A
 Assists: N/A
 Blocks: N/A
 Steals: N/A
 Minutes Played: N/A

CAREER HIGHS AT UNM

Points: N/A
 FG: N/A
 FGA: N/A
 3FG: N/A
 3FGA: N/A
 FT: N/A
 FTA: N/A
 Rebounds: N/A
 Assists: N/A
 Blocks: N/A
 Steals: N/A
 Minutes Played: N/A

CAREER STATISTICS



Chris McNeal
6'1" - Junior - Guard
Jackson, Tennessee (Indian Hills CC)

1

NOTEWORTHY :

- JUCO All-American
- Led the Indian Hills Warriors to 29-5 record, Region XI regular-season and post-season championships, district title game and helped the squad qualify for the national tournament
- Led team with 13.1 ppg, field goals (135), fg attempts (327), 3-pointers (83), 3-pt attempts (222), ft (94), assists (179) and points (447).

GAME-BY-GAME STATISTICS

Opponent	Date	gs	min	fg-fga	pct	3fg-fga	pct	ft-fa	pct	off	def	tot	avg	pf	a	t/o	blk	stl	pts	avg	
NORTHERN NEW MEXIC	11/11/17	*	23	8-14	.571	6-10	.600	2-3	.667	0	1	1	1.0	1	10	3	0	1	24	24.0	
NEBRASKA-OMAHA	11/14/17	*	27	3-7	.429	2-6	.333	1-5	.200	0	2	2	1.5	0	3	2	0	2	9	16.5	
at New Mexico State	11/17/17	*	29	3-8	.375	1-4	.250	3-3	1.000	1	3	4	2.3	2	1	3	0	0	10	14.3	
TENNESSEE TECH	11/21/17	*	34	8-16	.500	7-11	.636	6-8	.750	1	3	4	2.8	3	6	4	0	1	29	18.0	
vs TCU	11/24/17	*	28	5-16	.313	2-10	.200	0-0	.000	1	3	4	3.0	3	2	2	0	1	12	16.8	
vs Maryland	11/25/17	*	29	6-14	.429	2-6	.333	5-5	1.000	0	0	0	2.5	3	2	2	0	1	19	17.2	
EVANSVILLE	11/29/17	*	29	5-8	.625	2-4	.500	1-1	1.000	0	2	2	2.4	2	1	1	0	2	13	16.6	
at UTEP	12/2/17	*	34	1-5	.200	1-4	.250	6-6	1.000	0	3	3	2.5	1	3	0	0	1	9	15.6	
at Colorado	12/6/17	*	25	1-6	.167	0-3	.000	2-3	.667	0	2	2	2.4	1	3	2	0	0	4	14.3	
NEW MEXICO STATE	12/9/17	*	28	1-6	.167	0-4	.000	2-3	.667	0	3	3	2.5	1	2	4	0	0	4	13.3	
ARIZONA	12/16/17	*	28	2-9	.222	2-8	.250	0-0	.000	1	3	4	2.6	3	2	3	0	1	6	12.6	
RICE	12/19/17	*	26	4-8	.500	4-8	.500	1-2	.500	0	2	2	2.6	0	2	0	0	1	13	12.7	
PRAIRIE VIEW A&M	12/22/17	*	23	2-7	.286	1-5	.200	0-0	.000	0	0	0	2.4	2	1	3	0	0	5	12.1	
AIR FORCE	12/27/17	*	22	3-8	.375	1-6	.167	0-0	.000	0	4	4	2.5	1	4	1	0	0	7	11.7	
at Nevada	12/30/17	*	20	3-8	.375	1-6	.167	0-0	.000	0	2	2	2.5	0	2	1	0	0	7	11.4	
at Boise State	01/03/18	*	24	1-10	.100	0-5	.000	0-0	.000	0	3	3	2.5	1	7	0	0	0	2	10.8	
SAN JOSE STATE	1/6/18	*	32	4-11	.364	2-8	.250	2-4	.500	0	1	1	2.4	0	4	2	0	0	12	10.9	
WYOMING	1/10/18	*	21	1-4	.250	1-3	.333	2-2	1.000	0	0	0	2.3	2	1	6	0	0	5	10.6	
at Fresno State	01/13/18	*	25	4-9	.444	1-5	.200	7-8	.875	0	0	0	2.2	4	2	0	0	1	16	10.8	
at UNLV	01/17/18	*	18	0-4	.000	0-2	.000	1-2	.500	0	3	3	2.2	0	0	2	0	0	1	10.4	
SAN DIEGO STATE	1/20/18	*	17	2-6	.333	2-3	.667	0-1	.000	0	1	1	2.1	3	3	1	0	0	6	10.1	
COLORADO STATE	1/27/18	*	15	1-5	.200	1-4	.250	0-0	.000	0	1	1	2.1	0	1	0	0	1	3	9.8	
at Utah State	01/31/18	*	36	8-15	.533	3-6	.500	2-2	1.000	0	2	2	2.1	2	3	1	0	0	21	10.3	
at San Jose State	02/03/18	*	24	2-7	.286	1-6	.167	1-2	.500	0	2	2	2.1	2	3	1	0	2	6	10.1	
BOISE STATE	2/6/18	*	21	2-6	.333	2-5	.400	0-0	.000	0	2	2	2.1	0	5	0	0	1	6	10.0	
at Air Force	2/10/18	*	26	4-10	.400	1-5	.200	1-2	.500	0	1	1	2.0	2	1	2	0	1	10	10.0	
UTAH STATE	2/14/18	*	21	4-10	.400	1-5	.200	1-1	1.000	0	1	1	2.0	2	3	1	0	2	10	10.0	
at Wyoming	02/20/18	*	26	3-8	.375	1-5	.200	10-12	.833	0	0	0	1.9	4	6	5	0	3	17	10.2	
UNLV	02/25/18	dnp	-	-	-	-	-	-	-	-	-	-	-	-	-	-	-	-	-	-	
at Colorado State	02/28/18	dnp	-	-	-	-	-	-	-	-	-	-	-	-	-	-	-	-	-	-	
FRESNO STATE	03/03/18	dnp	-	-	-	-	-	-	-	-	-	-	-	-	-	-	-	-	-	-	
Totals			15	711	91-245	.371	48-157	.306	56-75	.747	4	50	54	1.9	45	83	52	0	22	286	10.2

SEASON HIGHS

Points: 29 vs. Tennessee Tech (11-21-17)
FG: 8 (3x) Last time at Utah State (1-31-18)
FGA: 16 (2x) Last time vs. TCU (11-24-17)
3FG: 7 vs. Tennessee Tech (11-21-17)
3FGA: 11 vs. Tennessee Tech (11-21-17)
FT: 10 at Wyoming (2-20-18)
FTA: 12 at Wyoming (2-20-18)
Rebounds: 4 (5x) Last time vs. Air Force (12-27-17)
Assists: 10 vs. Northern N.M. (11-11-17)
Blocks: N/A
Steals: 3 at Wyoming (2-20-18)
Minutes Played: 36 at Utah State (1-31-18)

CAREER HIGHS AT UNM

Points: 29 vs. Tennessee Tech (11-21-17)
FG: 8 (3x) Last time at Utah State (1-31-18)
FGA: 16 (2x) Last time vs. TCU (11-24-17)
3FG: 7 vs. Tennessee Tech (11-21-17)
3FGA: 11 vs. Tennessee Tech (11-21-17)
FT: 10 at Wyoming (2-20-18)
FTA: 12 at Wyoming (2-20-18)
Rebounds: 4 (5x) Last time vs. Air Force (12-27-17)
Assists: 10 vs. Northern N.M. (11-11-17)
Blocks: N/A
Steals: 3 at Wyoming (2-20-18)
Minutes Played: 36 at Utah State (1-31-18)

CAREER STATISTICS

Season	gp-gs	min/avg	Total fg-fga	pct	3-Point fg-fga	pct	F-Throws ft-fa	pct	Rebounds off	def	tot	avg	pf	fo	ast	to	blk	stl	Scoring pts	avg
2017-18	28-15	711/25.4	91-245	.371	48-157	.306	56-75	.747	4	50	54	1.9	45	0	83	52	0	22	286	10.2
TOTAL	28-15	711/25.4	91-245	.371	48-157	.306	56-75	.747	4	50	54	1.9	45	0	83	52	0	22	286	10.2



Sam Logwood

6'8" - Senior - Guard/Forward
Indianapolis, Ind. (La Lumiere HS)

2

NOTEWORTHY :

- Had career high 20 points in 2016-17 season opener against Idaho State
- Had first career double-double of 12 pts, 11 reb at Wyoming (2-25-17)
- Career highs of three blocks, four steals at San Diego State in 2015-16
- Career highs of seven boards, five assists against Wyoming in 2015-16
- Academic All-MW selection in 2015

GAME-BY-GAME STATISTICS

Opponent	Date	gs	min	fg-fga	pct	3fg-fga	pct	ft-fa	pct	off	def	tot	avg	pf	a	t/o	blk	stl	pts	avg
NORTHERN NEW MEXIC	11/11/17	*	17	6-8	.750	0-0	.000	2-2	1.000	1	5	6	6.0	2	2	0	0	3	14	14.0
NEBRASKA-OMAHA	11/14/17	*	23	4-11	.364	0-0	.000	10-11	.909	5	0	5	5.5	3	2	2	0	1	18	16.0
at New Mexico State	11/17/17	*	33	4-13	.308	0-1	.000	0-2	.000	3	4	7	6.0	3	2	5	0	0	8	13.3
TENNESSEE TECH	11/21/17	*	29	6-12	.500	0-0	.000	9-11	.818	3	2	5	5.8	1	0	3	0	1	21	15.3
vs TCU	11/24/17	*	32	10-21	.476	0-1	.000	7-8	.875	2	4	6	5.8	3	1	2	0	0	27	17.6
vs Maryland	11/25/17	*	23	2-5	.400	0-0	.000	4-4	1.000	0	2	2	5.2	4	2	5	0	1	8	16.0
EVANSVILLE	11/29/17	*	22	6-9	.667	0-0	.000	2-2	1.000	1	4	5	5.1	3	1	4	0	0	14	15.7
at UTEP	12/2/17	*	30	8-12	.667	1-1	1.000	5-7	.714	3	4	7	5.4	3	4	3	0	0	22	16.5
at Colorado	12/6/17	*	18	1-7	.143	0-0	.000	0-2	.000	0	3	3	5.1	3	1	1	0	0	2	14.9
NEW MEXICO STATE	12/9/17	dnp	-	-	-	-	-	-	-	-	-	-	-	-	-	-	-	-	-	-
ARIZONA	12/16/17	26	3-10	.300	0-1	.000	2-3	.667	3	1	4	5.0	1	5	0	0	0	8	14.2	
RICE	12/19/17	29	5-14	.357	0-1	.000	5-5	1.000	5	4	9	5.4	2	1	1	0	0	15	14.3	
PRAIRIE VIEW A&M	12/22/17	20	4-7	.571	0-0	.000	0-0	.000	1	3	4	5.3	2	1	4	0	1	8	13.8	
AIR FORCE	12/27/17	22	3-10	.300	1-2	.500	3-4	.750	0	4	4	5.2	2	0	1	0	0	10	13.5	
at Nevada	12/30/17	30	6-10	.600	0-0	.000	0-0	.000	2	4	6	5.2	3	0	5	0	0	12	13.4	
at Boise State	01/03/18	18	1-6	.167	0-0	.000	4-4	1.000	1	0	1	4.9	0	0	1	0	0	6	12.9	
SAN JOSE STATE	1/6/18	dnp	-	-	-	-	-	-	-	-	-	-	-	-	-	-	-	-	-	-
WYOMING	1/10/18	dnp	-	-	-	-	-	-	-	-	-	-	-	-	-	-	-	-	-	-
at Fresno State	01/13/18	dnp	-	-	-	-	-	-	-	-	-	-	-	-	-	-	-	-	-	-
at UNLV	01/17/18	dnp	-	-	-	-	-	-	-	-	-	-	-	-	-	-	-	-	-	-
SAN DIEGO STATE	1/20/18	dnp	-	-	-	-	-	-	-	-	-	-	-	-	-	-	-	-	-	-
COLORADO STATE	1/27/18	dnp	-	-	-	-	-	-	-	-	-	-	-	-	-	-	-	-	-	-
at Utah State	01/31/18	dnp	-	-	-	-	-	-	-	-	-	-	-	-	-	-	-	-	-	-
at San Jose State	02/03/18	22	3-5	.600	0-0	.000	4-7	.571	0	0	0	4.6	3	1	1	0	2	10	12.7	
BOISE STATE	2/6/18	31	4-9	.444	0-0	.000	0-0	.000	2	3	5	4.6	4	2	1	0	1	8	12.4	
at Air Force	2/10/18	*	21	3-7	.429	0-0	.000	8-10	.800	2	3	5	4.7	2	0	2	0	0	14	12.5
UTAH STATE	2/14/18	22	4-8	.500	0-0	.000	2-2	1.000	2	2	4	4.6	2	0	1	0	1	10	12.4	
at Wyoming	02/20/18	30	11-12	.917	0-0	.000	2-3	.667	1	8	9	4.9	2	2	3	0	0	24	13.0	
UNLV	02/25/18	dnp	-	-	-	-	-	-	-	-	-	-	-	-	-	-	-	-	-	-
at Colorado State	02/28/18	dnp	-	-	-	-	-	-	-	-	-	-	-	-	-	-	-	-	-	-
FRESNO STATE	03/03/18	dnp	-	-	-	-	-	-	-	-	-	-	-	-	-	-	-	-	-	-
Totals		10	498	94-196	.480	2-7	.286	69-87	.793	37	60	97	4.9	48	27	45	0	11	259	13.0

SEASON HIGHS

Points: 27 vs. TCU (11-24-17)
FG: 11 at Wyoming (2-20-18)
FGA: 21 vs. TCU (11-24-17)
3FG: 1 (2x) Last time vs. Air Force (12-27-17)
3FGA: 2 vs. Air Force (12-27-17)
FT: 10 vs Omaha (11-14-17)
FTA: 11 (2x) Last time vs. Tennessee Tech (11-21-17)
Rebounds: 9 (2x) at Wyoming (2-20-18)
Assists: 5 vs. Arizona (12-16-17)
Blocks: N/A
Steals: 3 vs. Northern N.M. (11-11-17)
Minutes Played: 33 at New Mexico State (11-17-17)

CAREER HIGHS AT UNM

Points: 27 vs. TCU (11-24-17)
FG: 11 at Wyoming (2-20-18)
FGA: 21 vs. TCU (11-24-17)
3FG: 2 (7x) Last time vs. SJSU (2-4-17)
3FGA: 6 vs. Air Force (3-11-15)
FT: 10 vs Omaha (11-14-17)
FTA: 11 (2x) Last time vs. Tennessee Tech (11-21-17)
Rebounds: 11 vs. Wyoming (2-25-17)
Assists: 6 vs. UTEP (12-7-16)
Blocks: 3 at San Diego State (2-6-16)
Steals: 4 (2x) Last time vs. UAPB (12-17-16)
Minutes Played: 41 at San Diego State (2-6-16)

CAREER STATISTICS

Season	gp-gs	min/avg	Total fg-fga	pct	3-Point fg-fga	pct	F-Throws ft-fa	pct	Rebounds off	def	tot	avg	pf	fo	ast	to	blk	stl	Scoring pts	avg
2014-15	28-16	572/20.4	57-145	.393	17-55	.309	40-55	.727	24	52	76	2.7	46	0	31	29	3	9	171	6.1
2015-16	32-32	836/26.1	75-171	.439	17-43	.395	35-60	.583	37	93	130	4.1	78	2	58	49	14	24	202	6.3
2016-17	30-18	672/22.4	80-178	.449	10-25	.400	49-73	.671	20	84	104	3.5	50	1	33	41	4	22	219	7.3
2017-18	20-10	498/24.9	94-196	.480	2-7	.286	69-87	.793	37	60	97	4.9	48	0	27	45	0	11	259	13.0
TOTAL	110-76	2578/23.4	306-690	.443	46-130	.354	193-275	.702	118	289	407	3.7	222	3	149	164	21	66	851	7.7



Antino Jackson
6'0" - Senior - Guard
Houston, Texas (Akron)

3

NOTEWORTHY :

- Earned All-MAC Honorable Mention at Akron in 2015-16.
- Finished his sophomore season with 25 double-digit performances.
- Set career-highs in points (23), assists (8) and rebounds (8) as a sophomore.
- Set new career-highs in points (24) and assists (11) at UNM
- Ranked among MAC leaders in six categories in 2015-16.

GAME-BY-GAME STATISTICS

Opponent	Date	gs	min	fg-fga	pct	3fg-fga	pct	ft-fa	pct	off	def	tot	avg	pf	a	t/o	blk	stl	pts	avg	
NORTHERN NEW MEXIC	11/11/17	*	21	4-7	.571	1-4	.250	3-3	1.000	0	1	1	1.0	3	6	5	0	1	12	12.0	
NEBRASKA-OMAHA	11/14/17	*	24	7-11	.636	5-7	.714	0-0	.000	0	4	4	2.5	2	5	3	0	3	19	15.5	
at New Mexico State	11/17/17	*	20	1-6	.167	1-4	.250	0-0	.000	0	0	0	1.7	1	0	1	0	0	3	11.3	
TENNESSEE TECH	11/21/17	*	18	3-9	.333	2-6	.333	0-0	.000	0	2	2	1.8	1	2	2	0	0	8	10.5	
vs TCU	11/24/17		24	4-9	.444	3-7	.429	1-2	.500	0	4	4	2.2	1	1	1	0	0	12	10.8	
vs Maryland	11/25/17		16	0-10	.000	0-7	.000	2-2	1.000	0	0	0	1.8	0	3	0	0	1	2	9.3	
EVANSVILLE	11/29/17		18	0-4	.000	0-2	.000	2-3	.667	1	3	4	2.1	2	10	1	0	0	2	8.3	
at UTEP	12/2/17		23	3-6	.500	2-4	.500	2-5	.400	0	4	4	2.4	4	1	2	0	2	10	8.5	
at Colorado	12/6/17	*	23	2-8	.250	2-7	.286	0-0	.000	0	1	1	2.2	3	1	1	0	2	6	8.2	
NEW MEXICO STATE	12/9/17	*	25	5-13	.385	3-8	.375	1-2	.500	1	2	3	2.3	3	1	4	0	1	14	8.8	
ARIZONA	12/16/17	*	19	2-7	.286	1-3	.333	0-0	.000	0	1	1	2.2	3	1	3	0	1	5	8.5	
RICE	12/19/17	*	18	1-4	.250	0-2	.000	0-0	.000	0	2	2	2.2	2	2	0	0	0	2	7.9	
PRAIRIE VIEW A&M	12/22/17	*	19	6-11	.545	4-8	.500	1-2	.500	0	2	2	2.2	2	3	2	0	1	17	8.6	
AIR FORCE	12/27/17		25	4-5	.800	2-3	.667	0-0	.000	0	2	2	2.1	1	9	1	0	1	10	8.7	
at Nevada	12/30/17	*	28	4-9	.444	3-6	.500	1-1	1.000	0	2	2	2.1	3	8	2	0	0	12	8.9	
at Boise State	01/03/18	*	27	2-6	.333	1-3	.333	0-0	.000	2	3	5	2.3	2	0	3	0	1	5	8.7	
SAN JOSE STATE	1/6/18	*	21	4-6	.667	3-5	.600	0-0	.000	0	0	0	2.2	4	7	2	0	3	11	8.8	
WYOMING	1/10/18	*	28	7-12	.583	4-7	.571	2-3	.667	1	0	1	2.1	5	4	3	0	4	20	9.4	
at Fresno State	01/13/18	*	25	3-5	.600	1-3	.333	0-0	.000	0	1	1	2.1	1	5	5	0	3	7	9.3	
at UNLV	01/17/18	*	33	5-15	.333	3-7	.429	4-4	1.000	1	3	4	2.2	0	5	5	0	2	17	9.7	
SAN DIEGO STATE	1/20/18	*	28	8-12	.667	6-10	.600	2-2	1.000	0	1	1	2.1	2	6	0	0	1	24	10.4	
COLORADO STATE	1/27/18	*	28	4-8	.500	2-6	.333	2-3	.667	0	0	0	2.0	2	11	1	0	2	12	10.5	
at Utah State	01/31/18	dnp	-	-	-	-	-	-	-	-	-	-	-	-	-	-	-	-	-	-	
at San Jose State	02/03/18		27	6-15	.400	3-10	.300	2-3	.667	1	1	2	2.0	3	5	1	0	2	17	10.7	
BOISE STATE	2/6/18		21	2-7	.286	2-6	.333	4-4	1.000	0	2	2	2.0	1	3	4	0	0	10	10.7	
at Air Force	2/10/18		25	3-7	.429	2-4	.500	2-4	.500	0	5	5	2.1	4	10	4	0	1	10	10.7	
UTAH STATE	2/14/18	*	22	1-9	.111	1-7	.143	0-0	.000	2	4	6	2.3	1	5	4	0	3	3	10.4	
at Wyoming	02/20/18	*	24	1-3	.333	1-2	.500	0-0	.000	0	1	1	2.2	3	2	4	0	2	3	10.1	
UNLV	02/25/18	dnp	-	-	-	-	-	-	-	-	-	-	-	-	-	-	-	-	-	-	
at Colorado State	02/28/18	dnp	-	-	-	-	-	-	-	-	-	-	-	-	-	-	-	-	-	-	
FRESNO STATE	03/03/18	dnp	-	-	-	-	-	-	-	-	-	-	-	-	-	-	-	-	-	-	
Totals			19	630	92-224	.411	58-148	.392	31-43	.721	9	51	60	2.2	59	116	64	0	37	273	10.1

SEASON HIGHS

Points: 24 vs San Diego State (1-20-18)
FG: 8 vs San Diego State (1-20-18)
FGA: 15 (2x) Last time at San José State (2-3-18)
3FG: 6 vs San Diego State (1-20-18)
3FGA: 10 (2x) Last time at San José State (2-3-18)
FT: 4 (2x) Last time vs Boise State (2-6-18)
FTA: 5 at UTEP (12-2-17)
Rebounds: 6 vs Utah State (2-14-18)
Assists: 11 vs. Colorado State (1-27-18)
Blocks: N/A
Steals: 4 vs Wyoming (1-10-18)
Minutes Played: 33 at UNLV (1-17-18)

CAREER HIGHS AT UNM

Points: 24 vs San Diego State (1-20-18)
FG: 8 vs San Diego State (1-20-18)
FGA: 15 (2x) Last time at San José State (2-3-18)
3FG: 6 vs San Diego State (1-20-18)
3FGA: 10 (2x) Last time at San José State (2-3-18)
FT: 4 (2x) Last time vs Boise State (2-6-18)
FTA: 5 at UTEP (12-2-17)
Rebounds: 6 vs Utah State (2-14-18)
Assists: 11 vs. Colorado State (1-27-18)
Blocks: N/A
Steals: 4 vs Wyoming (1-10-18)
Minutes Played: 33 at UNLV (1-17-18)

CAREER STATISTICS

Season	gp-gs	min/avg	Total fg-fga	pct	3-Point fg-fga	pct	F-Throws ft-fa	pct	Rebounds off	def	tot	avg	pf	fo	ast	to	blk	stl	Scoring pts	avg
2017-18	27-19	630/23.3	92-224	.411	58-148	.392	31-43	.721	9	51	60	2.2	59	1	116	64	0	37	273	10.1
TOTAL	27-19	630/23.3	92-224	.411	58-148	.392	31-43	.721	9	51	60	2.2	59	1	116	64	0	37	273	10.1



Mike Mondragon

6'3" - RS-Junior - Guard
Taos, N.M. (Highland HS)

4

NOTEWORTHY :

- Brought on as a walk-on by Coach Weir in 2017-18
- Saw action in his first game on Nov. 11, 2017 vs Northern New Mexico
- Scored his first basket as a Lobo on Jan. 6, 2018 against San José State
- Named First Team All-Academic while at Highland

GAME-BY-GAME STATISTICS

Opponent	Date	gs	min	fg-fga	pct	3fg-fga	pct	ft-fa	pct	off	def	tot	avg	pf	a	t/o	blk	stl	pts	avg
NORTHERN NEW MEXIC	11/11/17	1	0-0	.000	0-0	.000	0-0	.000	0	0	0	0.0	0	0	0	0	0	0	0	0.0
NEBRASKA-OMAHA	11/14/17	2	0-0	.000	0-0	.000	0-0	.000	0	0	0	0.0	0	0	0	0	0	0	0	0.0
at New Mexico State	11/17/17	dnp	-	-	-	-	-	-	-	-	-	-	-	-	-	-	-	-	-	-
TENNESSEE TECH	11/21/17	dnp	-	-	-	-	-	-	-	-	-	-	-	-	-	-	-	-	-	-
vs TCU	11/24/17	dnp	-	-	-	-	-	-	-	-	-	-	-	-	-	-	-	-	-	-
vs Maryland	11/25/17	dnp	-	-	-	-	-	-	-	-	-	-	-	-	-	-	-	-	-	-
EVANSVILLE	11/29/17	dnp	-	-	-	-	-	-	-	-	-	-	-	-	-	-	-	-	-	-
at UTEP	12/2/17	dnp	-	-	-	-	-	-	-	-	-	-	-	-	-	-	-	-	-	-
at Colorado	12/6/17	dnp	-	-	-	-	-	-	-	-	-	-	-	-	-	-	-	-	-	-
NEW MEXICO STATE	12/9/17	dnp	-	-	-	-	-	-	-	-	-	-	-	-	-	-	-	-	-	-
ARIZONA	12/16/17	dnp	-	-	-	-	-	-	-	-	-	-	-	-	-	-	-	-	-	-
RICE	12/19/17	dnp	-	-	-	-	-	-	-	-	-	-	-	-	-	-	-	-	-	-
PRAIRIE VIEW A&M	12/22/17	dnp	-	-	-	-	-	-	-	-	-	-	-	-	-	-	-	-	-	-
AIR FORCE	12/27/17	dnp	-	-	-	-	-	-	-	-	-	-	-	-	-	-	-	-	-	-
at Nevada	12/30/17	dnp	-	-	-	-	-	-	-	-	-	-	-	-	-	-	-	-	-	-
at Boise State	01/03/18	dnp	-	-	-	-	-	-	-	-	-	-	-	-	-	-	-	-	-	-
SAN JOSE STATE	1/6/18	2	1-1	1.000	0-0	.000	0-0	.000	0	0	0	0.0	0	1	0	0	0	0	2	0.7
WYOMING	1/10/18	dnp	-	-	-	-	-	-	-	-	-	-	-	-	-	-	-	-	-	-
at Fresno State	01/13/18	dnp	-	-	-	-	-	-	-	-	-	-	-	-	-	-	-	-	-	-
at UNLV	01/17/18	4	0-0	.000	0-0	.000	0-0	.000	0	0	0	0.0	1	0	2	0	0	0	0	0.5
SAN DIEGO STATE	1/20/18	1	0-0	.000	0-0	.000	0-0	.000	0	0	0	0.0	0	0	0	0	0	0	0	0.4
COLORADO STATE	1/27/18	dnp	-	-	-	-	-	-	-	-	-	-	-	-	-	-	-	-	-	-
at Utah State	01/31/18	2	0-0	.000	0-0	.000	0-0	.000	0	0	0	0.0	0	0	0	0	0	0	0	0.3
at San Jose State	02/03/18	dnp	-	-	-	-	-	-	-	-	-	-	-	-	-	-	-	-	-	-
BOISE STATE	2/6/18	dnp	-	-	-	-	-	-	-	-	-	-	-	-	-	-	-	-	-	-
at Air Force	2/10/18	dnp	-	-	-	-	-	-	-	-	-	-	-	-	-	-	-	-	-	-
UTAH STATE	02/14/18	dnp	-	-	-	-	-	-	-	-	-	-	-	-	-	-	-	-	-	-
at Wyoming	02/20/18	dnp	-	-	-	-	-	-	-	-	-	-	-	-	-	-	-	-	-	-
UNLV	02/25/18	dnp	-	-	-	-	-	-	-	-	-	-	-	-	-	-	-	-	-	-
at Colorado State	02/28/18	dnp	-	-	-	-	-	-	-	-	-	-	-	-	-	-	-	-	-	-
FRESNO STATE	03/03/18	dnp	-	-	-	-	-	-	-	-	-	-	-	-	-	-	-	-	-	-
Totals		0	12	1-1	1.000	0-0	.000	0-0	.000	0	0	0	0.0	1	1	2	0	0	2	0.3

SEASON HIGHS

Points: 2 vs San José State (1/6/18)
FG: 1 vs San José State (1/6/18)
FGA: 1 vs San José State (1/6/18)
3FG: N/A
3FGA: N/A
FT: N/A
FTA: N/A
Rebounds: N/A
Assists: 1 vs San José State (1/6/18)
Blocks: N/A
Steals: N/A
Minutes Played: 2 (2x) Last time vs San José State (1/6/18)

CAREER HIGHS AT UNM

Points: 2 vs San José State (1/6/18)
FG: 1 vs San José State (1/6/18)
FGA: 1 vs San José State (1/6/18)
3FG: N/A
3FGA: N/A
FT: N/A
FTA: N/A
Rebounds: N/A
Assists: 1 vs San José State (1/6/18)
Blocks: N/A
Steals: N/A
Minutes Played: 2 (2x) Last time vs San José State (1/6/18)

CAREER STATISTICS

			Total		3-Point		F-Throws		Rebounds											Scoring	
Season	gp-gs	min/avg	fg-fga	pct	fg-fga	pct	ft-fa	pct	off	def	tot	avg	pf	fo	ast	to	blk	stl	pts	avg	
2017-18	6-0	12/2.0	1-1	1.000	0-0	.000	0-0	.000	0	0	0	0.0	1	0	1	2	0	0	2	0.3	
TOTAL	6-0	12/2.0	1-1	1.000	0-0	.000	0-0	.000	0	0	0	0.0	1	0	1	2	0	0	2	0.3	



Joe Furstinger

6'9" - Senior - Forward

Rancho Santa Margarita, Calif. (Santa Margarita Catholic HS)

5

NOTEWORTHY :

- Scored career-high 17 points and 12 rebounds for his firsts career double-double on 12-19 against Rice.
- Scored a new career-high 20 points vs. Prairie View A&M
- Had a career-high five field goals made in Rice win on 12-19-17.
- Led all UNM bigs in assists by a wide margin in 2015-16.
- Played at the same high school as the Warrior's Klay Thompson.

GAME-BY-GAME STATISTICS

Opponent	Date	gs	min	fg-fga	pct	3fg-fga	pct	ft-fa	pct	off	def	tot	avg	pf	a	t/o	blk	stl	pts	avg	
NORTHERN NEW MEXIC	11/11/17	*	18	4-8	.500	0-2	.000	1-1	1.000	1	5	6	6.0	4	5	0	3	1	9	9.0	
NEBRASKA-OMAHA	11/14/17	*	24	3-6	.500	0-2	.000	5-5	1.000	2	6	8	7.0	3	2	5	4	1	11	10.0	
at New Mexico State	11/17/17	*	21	1-3	.333	0-1	.000	2-2	1.000	0	1	1	5.0	4	0	0	0	0	4	8.0	
TENNESSEE TECH	11/21/17	*	28	1-5	.200	0-1	.000	5-6	.833	2	7	9	6.0	1	2	1	4	0	7	7.8	
vs TCU	11/24/17	*	24	2-6	.333	0-2	.000	2-2	1.000	1	6	7	6.2	4	2	0	3	0	6	7.4	
vs Maryland	11/25/17	*	16	0-0	.000	0-0	.000	0-0	.000	0	1	1	5.3	4	0	1	0	0	0	6.2	
EVANSVILLE	11/29/17	*	22	1-5	.200	0-2	.000	0-0	.000	0	5	5	5.3	3	6	1	2	1	2	5.6	
at UTEP	12/2/17	*	12	0-2	.000	0-1	.000	0-0	.000	0	1	1	4.8	5	0	3	0	0	0	4.9	
at Colorado	12/6/17	*	32	2-7	.286	0-1	.000	2-5	.400	1	6	7	5.0	4	0	0	0	1	6	5.0	
NEW MEXICO STATE	12/9/17	*	20	3-3	1.000	1-1	1.000	0-0	.000	0	1	1	4.6	2	1	3	2	0	7	5.2	
ARIZONA	12/16/17	*	30	2-5	.400	0-1	.000	3-3	1.000	1	4	5	4.6	1	3	0	0	2	7	5.4	
RICE	12/19/17	*	26	6-8	.750	0-0	.000	5-5	1.000	4	8	12	5.3	4	2	3	1	0	17	6.3	
PRAIRIE VIEW A&M	12/22/17	*	32	4-8	.500	0-1	.000	12-12	1.000	4	6	10	5.6	0	4	1	0	0	20	7.4	
AIR FORCE	12/27/17	*	26	5-7	.714	0-0	.000	2-3	.667	6	6	12	6.1	2	3	1	2	1	12	7.7	
at Nevada	12/30/17	*	28	3-5	.600	0-0	.000	4-6	.667	3	7	10	6.3	5	4	0	1	0	10	7.9	
at Boise State	01/03/18	*	35	6-10	.600	0-1	.000	3-4	.750	0	6	6	6.3	4	0	4	0	1	15	8.3	
SAN JOSE STATE	1/6/18	*	31	3-5	.600	1-2	.500	3-4	.750	1	8	9	6.5	3	4	1	2	5	10	8.4	
WYOMING	1/10/18	*	33	6-11	.545	1-2	.500	4-7	.571	0	10	10	6.7	4	4	4	2	0	17	8.9	
at Fresno State	01/13/18	*	31	4-7	.571	0-0	.000	0-2	.000	1	7	8	6.7	1	3	2	2	0	8	8.8	
at UNLV	01/17/18	*	32	3-8	.375	0-1	.000	8-8	1.000	3	6	9	6.9	4	4	1	0	0	14	9.1	
SAN DIEGO STATE	1/20/18	*	34	3-6	.500	0-0	.000	6-9	.667	2	8	10	7.0	4	3	1	1	1	12	9.2	
COLORADO STATE	1/27/18	*	33	6-9	.667	0-1	.000	1-2	.500	1	3	4	6.9	1	2	1	1	2	13	9.4	
at Utah State	01/31/18	*	40	3-6	.500	0-0	.000	0-0	.000	4	5	9	7.0	2	6	0	3	1	6	9.3	
at San Jose State	02/03/18	*	36	4-7	.571	0-0	.000	4-7	.571	4	3	7	7.0	3	1	2	4	1	12	9.4	
BOISE STATE	2/6/18	*	37	3-6	.500	0-0	.000	2-2	1.000	0	7	7	7.0	2	2	1	5	1	8	9.3	
at Air Force	2/10/18	dnp	-	-	-	-	-	-	-	-	-	-	-	-	-	-	-	-	-	-	
UTAH STATE	2/14/18	*	27	2-4	.500	0-0	.000	0-0	.000	1	6	7	7.0	3	0	1	2	2	4	9.1	
at Wyoming	02/20/18	*	14	4-5	.800	0-1	.000	1-1	1.000	2	3	5	6.9	5	0	5	1	0	9	9.1	
UNLV	02/25/18	dnp	-	-	-	-	-	-	-	-	-	-	-	-	-	-	-	-	-	-	
at Colorado State	02/28/18	dnp	-	-	-	-	-	-	-	-	-	-	-	-	-	-	-	-	-	-	
FRESNO STATE	03/03/18	dnp	-	-	-	-	-	-	-	-	-	-	-	-	-	-	-	-	-	-	
Totals			22	742	84-162	.519	3-23	.130	75-96	.781	44	142	186	6.9	82	63	42	45	21	246	9.1

SEASON HIGHS

Points: 20 vs. Prairie View A&M (12-22-17)
FG: 6 (3x) Last time vs Wyoming (1-10-18)
FGA: 11 vs Wyoming (1-10-18)
3FG: 1 (3x) Last time vs Wyoming (1-10-18)
3FGA: 2 (6x) Last time vs Wyoming (1-10-18)
FT: 12 vs. Prairie View A&M (12-22-17)
FTA: 12 vs. Prairie View A&M (12-22-17)
Rebounds: 12 (2x) Last time vs. Air Force (12-27-17)
Assists: 6 (2x) Last time at Utah State (1-31-18)
Blocks: 5 vs Boise State (2-6-18)
Steals: 5 vs San José State (1-6-18)
Minutes Played: 40 at Utah State (1-31-18)

CAREER HIGHS AT UNM

Points: 20 vs. Prairie View A&M (12-22-17)
FG: 6 (3x) Last time vs Wyoming (1-10-18)
FGA: 11 vs Wyoming (1-10-18)
3FG: 1 (4x) Last time 11 vs Wyoming (1-10-18)
3FGA: 2 (7x) Last time 11 vs Wyoming (1-10-18)
FT: 12 vs. Prairie View A&M (12-22-17)
FTA: 12 vs. Prairie View A&M (12-22-17)
Rebounds: 12 (2x) Last time vs. Air Force (12-27-17)
Assists: 6 (2x) Last time at Utah State (1-31-18)
Blocks: 5 vs Boise State (2-6-18)
Steals: 5 vs San José State (1-6-18)
Minutes Played: 40 at Utah State (1-31-18)

CAREER STATISTICS

Season	gp-gs	min/avg	Total fg-fga	pct	3-Point fg-fga	pct	F-Throws ft-fa	pct	Rebounds off	def	tot	avg	pf	fo	ast	to	blk	stl	Scoring pts	avg
2014-15	29-0	360/12.4	24-67	.358	1-10	.100	20-35	.571	20	37	57	2.0	53	1	22	16	15	4	69	2.4
2015-16	29-0	334/11.5	14-43	.326	0-1	.000	18-29	.621	15	41	56	1.9	55	0	13	16	19	15	46	1.6
2016-17	26-5	341/13.1	28-53	.528	0-0	.000	31-43	.721	32	44	76	2.9	59	1	15	19	20	9	87	3.3
2017-18	27-22	742/27.5	84-162	.519	3-23	.130	75-96	.781	44	142	186	6.9	82	3	63	42	45	21	246	9.1
TOTAL	111-27	1777/16.0	150-325	.462	4-34	.118	144-203	.709	111	264	375	3.4	249	5	113	93	99	49	448	4.0



Makuach Maluach

6'5" - Freshman - Guard/Forward
Sydney, Australia (Newington College)

10

NOTEWORTHY :

- Scored a career-high 26 points at Air Force on 2-10-18.
- Played prep ball at Newington College in Stanmore, NSW, Australia
- Graduated in 2017
- Member of Australian Junior National Team in the FIBA U18 Oceania Championships.

GAME-BY-GAME STATISTICS

Opponent	Date	gs	min	fg-fga	pct	3fg-fga	pct	ft-fa	pct	off	def	tot	avg	pf	a	t/o	blk	stl	pts	avg	
NORTHERN NEW MEXIC	11/11/17		21	7-7	1.000	0-0	.000	4-5	.800	2	2	4	4.0	0	1	0	1	1	18	18.0	
NEBRASKA-OMAHA	11/14/17		18	4-7	.571	1-2	.500	0-0	.000	0	5	5	4.5	2	1	1	0	0	9	13.5	
at New Mexico State	11/17/17		9	1-1	1.000	1-1	1.000	0-0	.000	0	0	0	3.0	1	0	2	0	0	3	10.0	
TENNESSEE TECH	11/21/17		12	1-3	.333	0-1	.000	2-2	1.000	0	0	0	2.3	1	0	0	0	1	4	8.5	
vs TCU	11/24/17		10	0-1	.000	0-1	.000	0-0	.000	1	0	1	2.0	1	1	2	0	0	0	6.8	
vs Maryland	11/25/17		17	2-4	.500	1-1	1.000	1-1	1.000	3	0	3	2.2	2	0	3	0	0	6	6.7	
EVANSVILLE	11/29/17		17	5-6	.833	0-1	.000	0-1	.000	2	1	3	2.3	3	3	2	1	0	10	7.1	
at UTEP	12/2/17		11	1-1	1.000	1-1	1.000	2-2	1.000	0	0	0	2.0	2	0	2	0	1	5	6.9	
at Colorado	12/6/17		19	3-8	.375	0-0	.000	0-1	.000	3	2	5	2.3	2	2	1	1	1	6	6.8	
NEW MEXICO STATE	12/9/17	*	24	3-6	.500	1-3	.333	0-1	.000	1	2	3	2.4	2	0	2	0	2	7	6.8	
ARIZONA	12/16/17	*	12	2-5	.400	1-4	.250	0-0	.000	1	1	2	2.4	2	2	0	1	0	5	6.6	
RICE	12/19/17	*	9	0-1	.000	0-0	.000	0-0	.000	0	0	0	2.2	0	0	2	0	0	0	6.1	
PRAIRIE VIEW A&M	12/22/17		13	0-1	.000	0-1	.000	4-4	1.000	1	2	3	2.2	0	0	1	1	1	4	5.9	
AIR FORCE	12/27/17	*	18	2-4	.500	1-3	.333	2-2	1.000	1	2	3	2.3	1	1	1	0	1	7	6.0	
at Nevada	12/30/17		10	2-4	.500	1-2	.500	0-0	.000	0	1	1	2.2	1	0	2	0	0	5	5.9	
at Boise State	01/03/18	*	21	3-4	.750	0-0	.000	2-2	1.000	1	3	4	2.3	2	1	1	0	0	8	6.1	
SAN JOSE STATE	1/6/18		23	6-9	.667	2-2	1.000	1-2	.500	3	1	4	2.4	4	1	0	0	1	15	6.6	
WYOMING	1/10/18	*	33	5-9	.556	1-3	.333	6-6	1.000	3	2	5	2.6	4	3	2	0	2	17	7.2	
at Fresno State	01/13/18	*	34	8-15	.533	0-4	.000	5-5	1.000	0	3	3	2.6	5	1	1	0	0	21	7.9	
at UNLV	01/17/18	*	19	7-12	.583	2-3	.667	3-4	.750	2	1	3	2.6	5	1	0	0	0	19	8.5	
SAN DIEGO STATE	1/20/18		27	4-13	.308	1-4	.250	6-7	.857	0	1	1	2.5	2	1	0	1	0	15	8.8	
COLORADO STATE	1/27/18		30	3-5	.600	1-3	.333	2-2	1.000	1	2	3	2.5	2	3	3	0	0	9	8.8	
at Utah State	01/31/18	*	34	6-9	.667	2-3	.667	1-1	1.000	2	4	6	2.7	2	2	3	0	1	15	9.0	
at San Jose State	02/03/18	*	22	1-2	.500	1-1	1.000	0-0	.000	0	0	0	2.6	4	1	3	0	1	3	8.8	
BOISE STATE	2/6/18	*	11	2-5	.400	0-0	.000	1-2	.500	0	0	0	2.5	5	0	1	0	0	5	8.6	
at Air Force	2/10/18	*	38	10-14	.714	6-7	.857	0-0	.000	1	3	4	2.5	4	1	3	0	3	26	9.3	
UTAH STATE	2/14/18	*	21	7-12	.583	1-3	.333	1-2	.500	3	0	3	2.6	3	0	1	1	1	16	9.6	
at Wyoming	02/20/18	*	25	3-7	.429	2-3	.667	12-15	.800	1	1	2	2.5	3	2	0	0	1	20	9.9	
UNLV	02/25/18		dnp	-	-	-	-	-	-	-	-	-	-	-	-	-	-	-	-	-	
at Colorado State	02/28/18		dnp	-	-	-	-	-	-	-	-	-	-	-	-	-	-	-	-	-	
FRESNO STATE	03/03/18		dnp	-	-	-	-	-	-	-	-	-	-	-	-	-	-	-	-	-	
Totals			14	558	98-175	.560	27-57	.474	55-67	.821	32	39	71	2.5	65	28	39	7	18	278	9.9

SEASON HIGHS

Points: 26 at Air Force (2-10-18)
FG: 10 at Air Force (2-10-18)
FGA: 15 at Fresno State (1-13-18)
3FG: 6 at Air Force (2-10-18)
3FGA: 7 at Air Force (2-10-18)
FT: 12 at Wyoming (2-20-18)
FTA: 15 at Wyoming (2-20-18)
Rebounds: 6 at Utah State (1-31-18)
Assists: 3 (3x) Last time vs. Colorado State (1-27-18)
Blocks: 1 (7x) Last time vs Utah State (2-14-18)
Steals: 3 at Air Force (2-10-18)
Minutes Played: 38 at Air Force (2-10-18)

CAREER HIGHS AT UNM

Points: 26 at Air Force (2-10-18)
FG: 10 at Air Force (2-10-18)
FGA: 15 at Fresno State (1-13-18)
3FG: 6 at Air Force (2-10-18)
3FGA: 7 at Air Force (2-10-18)
FT: 12 at Wyoming (2-20-18)
FTA: 15 at Wyoming (2-20-18)
Rebounds: 6 at Utah State (1-31-18)
Assists: 3 (3x) Last time vs. Colorado State (1-27-18)
Blocks: 1 (7x) Last time vs Utah State (2-14-18)
Steals: 3 at Air Force (2-10-18)
Minutes Played: 38 at Air Force (2-10-18)

CAREER STATISTICS

Season	gp-gs	min/avg	Total fg-fga	pct	3-Point fg-fga	pct	F-Throws ft-fa	pct	Rebounds off	def	tot	avg	pf	fo	ast	to	blk	stl	Scoring pts	avg
2017-18	28-14	558/19.9	98-175	.560	27-57	.474	55-67	.821	32	39	71	2.5	65	3	28	39	7	18	278	9.9
TOTAL	28-14	558/19.9	98-175	.560	27-57	.474	55-67	.821	32	39	71	2.5	65	3	28	39	7	18	278	9.9



Jachai Simmons

6'7" - Junior - Guard/Forward
Plainfield, N.J. (Midland College)

11

NOTEWORTHY :

- Averaged 14.4 ppg and 6.6 rpg at Midland Junior College as a freshman, earning him All-Conference honors
- Named All-Conference Honorable Mention in 2016-17 averaging 11.7 ppg, 3.5 rpg while shooting 41.2 percent from the floor.
- Received his associates degree in May
- Has a twin sister, Janela, also lettered in football in high school

GAME-BY-GAME STATISTICS

Opponent	Date	gs	min	fg-fga	pct	3fg-fga	pct	ft-fa	pct	off	def	tot	avg	pf	a	t/o	blk	stl	pts	avg	
NORTHERN NEW MEXIC	11/11/17		18	3-7	.429	0-3	.000	0-0	.000	1	2	3	3.0	0	4	4	2	3	6	6.0	
NEBRASKA-OMAHA	11/14/17		12	1-4	.250	0-1	.000	0-0	.000	2	2	4	3.5	0	0	1	1	0	2	4.0	
at New Mexico State	11/17/17		15	1-1	1.000	0-0	.000	0-0	.000	0	0	0	2.3	1	0	0	0	0	2	3.3	
TENNESSEE TECH	11/21/17		8	2-3	.667	1-2	.500	0-0	.000	0	0	0	1.8	4	0	1	0	0	5	3.8	
vs TCU	11/24/17		14	0-0	.000	0-0	.000	0-0	.000	1	0	1	1.6	1	0	1	0	2	0	3.0	
vs Maryland	11/25/17		16	3-6	.500	1-2	.500	0-0	.000	1	3	4	2.0	2	0	1	1	2	7	3.7	
EVANSVILLE	11/29/17		12	1-5	.200	1-3	.333	0-0	.000	0	0	0	1.7	0	2	0	0	0	3	3.6	
at UTEP	12/2/17	*	7	0-3	.000	0-2	.000	0-0	.000	0	1	1	1.6	1	1	0	0	0	0	3.1	
at Colorado	12/6/17		12	3-7	.429	1-3	.333	0-0	.000	2	1	3	1.8	1	0	0	0	1	7	3.6	
NEW MEXICO STATE	12/9/17	*	25	2-6	.333	1-4	.250	0-1	.000	0	2	2	1.8	1	1	0	0	1	5	3.7	
ARIZONA	12/16/17	*	10	0-0	.000	0-0	.000	0-0	.000	0	0	0	1.6	2	1	0	0	0	0	3.4	
RICE	12/19/17		13	1-4	.250	0-1	.000	0-0	.000	0	1	1	1.6	0	0	2	0	0	2	3.3	
PRAIRIE VIEW A&M	12/22/17	*	21	2-5	.400	1-3	.333	1-2	.500	0	0	0	1.5	2	4	0	1	1	6	3.5	
AIR FORCE	12/27/17		19	6-7	.857	3-4	.750	0-0	.000	0	2	2	1.5	2	0	0	1	3	15	4.3	
at Nevada	12/30/17	*	20	1-4	.250	1-4	.250	2-2	1.000	0	3	3	1.6	1	0	0	1	1	5	4.3	
at Boise State	01/03/18	*	11	0-2	.000	0-1	.000	0-0	.000	0	1	1	1.6	0	0	0	0	0	0	4.1	
SAN JOSE STATE	1/6/18		19	3-5	.600	2-3	.667	0-0	.000	3	1	4	1.7	1	1	0	0	1	8	4.3	
WYOMING	1/10/18	*	14	0-2	.000	0-1	.000	0-0	.000	0	2	2	1.7	1	0	2	0	0	0	4.1	
at Fresno State	01/13/18		14	0-1	.000	0-1	.000	0-0	.000	0	2	2	1.7	2	2	1	0	0	0	3.8	
at UNLV	01/17/18	*	14	0-0	.000	0-0	.000	0-0	.000	0	2	2	1.8	2	0	0	0	2	0	3.7	
SAN DIEGO STATE	1/20/18	*	17	0-2	.000	0-0	.000	0-1	.000	4	1	5	1.9	2	0	0	0	1	0	3.5	
COLORADO STATE	1/27/18		9	3-4	.750	2-3	.667	0-0	.000	0	0	0	1.8	1	1	0	0	0	8	3.7	
at Utah State	01/31/18		dnp	-	-	-	-	-	-	-	-	-	-	-	-	-	-	-	-	-	
at San Jose State	02/03/18		dnp	-	-	-	-	-	-	-	-	-	-	-	-	-	-	-	-	-	
BOISE STATE	2/6/18		dnp	-	-	-	-	-	-	-	-	-	-	-	-	-	-	-	-	-	
at Air Force	2/10/18		8	1-1	1.000	0-0	.000	0-0	.000	0	0	0	1.7	1	0	1	0	0	2	3.6	
UTAH STATE	2/14/18	*	8	0-0	.000	0-0	.000	1-2	.500	0	0	0	1.7	1	0	0	0	0	1	3.5	
at Wyoming	02/20/18		5	0-2	.000	0-2	.000	0-0	.000	0	1	1	1.6	0	1	0	0	0	0	3.4	
UNLV	02/25/18		dnp	-	-	-	-	-	-	-	-	-	-	-	-	-	-	-	-	-	
at Colorado State	02/28/18		dnp	-	-	-	-	-	-	-	-	-	-	-	-	-	-	-	-	-	
FRESNO STATE	03/03/18		dnp	-	-	-	-	-	-	-	-	-	-	-	-	-	-	-	-	-	
Totals			10	341	33-81	.407	14-43	.326	4-8	.500	14	27	41	1.6	29	18	14	7	18	84	3.4

SEASON HIGHS

Points: 15 vs. Air Force (12-27-17)
FG: 6 vs. Air Force (12-27-17)
FGA: 7 (3x) Last time vs. Air Force (12-27-17)
3FG: 3 vs. Air Force (12-27-17)
3FGA: 4 (3x) Last time at Nevada (12-30-17)
FT: 2 at Nevada (12-30-17)
FTA: 2 (3x) Last time vs Utah State (2-14-18)
Rebounds: 5 vs San Diego State (1-20-18)
Assists: 4 (2x) vs. Prairie View A&M (12-22-17)
Blocks: 2 vs. Northern N.M. (11-11-17)
Steals: 3 (2x) Last time vs. Air Force (12-27-17)
Minutes Played: 25 vs. New Mexico State (12-9-17)

CAREER HIGHS AT UNM

Points: 15 vs. Air Force (12-27-17)
FG: 6 vs. Air Force (12-27-17)
FGA: 7 (3x) Last time vs. Air Force (12-27-17)
3FG: 3 vs. Air Force (12-27-17)
3FGA: 4 (3x) Last time at Nevada (12-30-17)
FT: 2 at Nevada (12-30-17)
FTA: 2 (3x) Last time vs Utah State (2-14-18)
Rebounds: 5 vs San Diego State (1-20-18)
Assists: 4 (2x) vs. Prairie View A&M (12-22-17)
Blocks: 2 vs. Northern N.M. (11-11-17)
Steals: 3 (2x) Last time vs. Air Force (12-27-17)
Minutes Played: 25 vs. New Mexico State (12-9-17)

CAREER STATISTICS

Season	gp-gs	min/avg	Total fg-fga	pct	3-Point fg-fga	pct	F-Throws ft-fa	pct	Rebounds off	def	tot	avg	pf	fo	ast	to	blk	stl	Scoring pts	avg
2017-18	25-10	341/13.6	33-81	.407	14-43	.326	4-8	.500	14	27	41	1.6	29	0	18	14	7	18	84	3.4
TOTAL	25-10	341/13.6	33-81	.407	14-43	.326	4-8	.500	14	27	41	1.6	29	0	18	14	7	18	84	3.4



JaQuan Lyle
 6'5" - Junior - Guard
 Evansville, Ind. (Ohio State)

13

NOTEWORTHY :

- Played in 35 games with 31 starts at guard at Ohio State
- Averaged 11.2 points in his freshman season, fourth leading scorer on team
- Led the Buckeyes in assists (147) for the 2015-16 season and again in 2016-17 (142).
- In 2016-17, third leading scorer with 11.4 ppg, shot 45.8% from the field and 40.7% from three as a sophomore.

GAME-BY-GAME STATISTICS

Will not play in 2017-18 due to NCAA transfer rules.

SEASON HIGHS

Points: N/A
 FG: N/A
 FGA: N/A
 3FG: N/A
 3FGA: N/A
 FT: N/A
 FTA: N/A
 Rebounds: N/A
 Assists: N/A
 Blocks: N/A
 Steals: N/A
 Minutes Played: N/A

CAREER HIGHS AT UNM

Points: N/A
 FG: N/A
 FGA: N/A
 3FG: N/A
 3FGA: N/A
 FT: N/A
 FTA: N/A
 Rebounds: N/A
 Assists: N/A
 Blocks: N/A
 Steals: N/A
 Minutes Played: N/A

CAREER STATISTICS



Dane Kuiper

6'7" - Junior - Guard/Forward
Wasilla, Alaska (Corona del Sol HS (Ariz.))

14

NOTEWORTHY :

- Set career-highs of 24 points, seven field goals and six 3-pointers in 12-16-17 against #23 Arizona.
- Academic All-MW selection
- Rated as the top player in Arizona for the 2015 recruiting class
- Helped guide Tempe Corona del Sol to a pair of state championships
- One of five NCAA Division I players from the 2014-15 Corona del Sol Aztecs

GAME-BY-GAME STATISTICS

Opponent	Date	gs	min	fg-fga	pct	3fg-fga	pct	ft-fa	pct	off	def	tot	avg	pf	a	t/o	blk	stl	pts	avg	
NORTHERN NEW MEXIC	11/11/17	*	19	5-9	.556	3-5	.600	4-4	1.000	2	2	4	4.0	3	4	0	0	2	17	17.0	
NEBRASKA-OMAHA	11/14/17	*	19	0-3	.000	0-3	.000	0-0	.000	0	1	1	2.5	1	2	0	0	0	0	8.5	
at New Mexico State	11/17/17	*	21	1-6	.167	0-4	.000	1-2	.500	0	4	4	3.0	2	1	2	0	1	3	6.7	
TENNESSEE TECH	11/21/17	*	25	2-9	.222	2-8	.250	0-0	.000	0	2	2	2.8	3	5	2	0	2	6	6.5	
vs TCU	11/24/17	*	16	0-1	.000	0-1	.000	2-2	1.000	0	2	2	2.6	3	0	0	0	1	2	5.6	
vs Maryland	11/25/17	*	20	1-7	.143	0-3	.000	0-0	.000	4	4	8	3.5	0	2	0	0	1	2	5.0	
EVANSVILLE	11/29/17	*	23	2-6	.333	2-4	.500	0-0	.000	1	3	4	3.6	1	0	1	0	2	6	5.1	
at UTEP	12/2/17	*	19	2-6	.333	2-5	.400	0-0	.000	1	3	4	3.6	3	0	0	0	0	6	5.3	
at Colorado	12/6/17		13	2-3	.667	2-2	1.000	0-0	.000	1	2	3	3.6	5	1	0	1	1	6	5.3	
NEW MEXICO STATE	12/9/17		17	0-2	.000	0-1	.000	0-0	.000	0	4	4	3.6	3	3	3	1	1	0	4.8	
ARIZONA	12/16/17	*	24	7-10	.700	6-8	.750	4-4	1.000	0	2	2	3.5	3	0	0	0	0	24	6.5	
RICE	12/19/17	*	24	2-8	.250	1-6	.167	5-7	.714	1	4	5	3.6	3	6	0	0	0	10	6.8	
PRAIRIE VIEW A&M	12/22/17		19	5-7	.714	3-4	.750	1-1	1.000	0	4	4	3.6	3	0	2	0	1	14	7.4	
AIR FORCE	12/27/17	*	25	4-7	.571	3-5	.600	2-2	1.000	0	4	4	3.6	3	2	0	0	3	13	7.8	
at Nevada	12/30/17	*	14	1-2	.500	0-0	.000	0-0	.000	1	2	3	3.6	4	0	1	0	0	2	7.4	
at Boise State	01/03/18	*	23	2-7	.286	1-5	.200	2-3	.667	0	1	1	3.4	1	2	2	0	2	7	7.4	
SAN JOSE STATE	1/6/18	*	28	1-9	.111	1-8	.125	1-2	.500	0	1	1	3.3	3	3	0	0	2	4	7.2	
WYOMING	1/10/18	*	29	0-1	.000	0-1	.000	0-0	.000	0	6	6	3.4	0	1	1	1	1	0	6.8	
at Fresno State	01/13/18	*	27	2-6	.333	2-6	.333	0-0	.000	0	3	3	3.4	3	3	1	0	0	6	6.7	
at UNLV	01/17/18		26	4-8	.500	2-4	.500	0-0	.000	3	2	5	3.5	4	1	1	1	1	10	6.9	
SAN DIEGO STATE	1/20/18		25	0-7	.000	0-5	.000	0-0	.000	0	3	3	3.5	0	0	1	0	0	0	6.6	
COLORADO STATE	1/27/18	*	25	0-3	.000	0-3	.000	2-2	1.000	0	1	1	3.4	1	4	0	2	0	2	6.4	
at Utah State	01/31/18	*	27	1-6	.167	0-3	.000	3-4	.750	0	2	2	3.3	2	1	1	0	1	5	6.3	
at San Jose State	02/03/18	*	15	1-7	.143	0-6	.000	0-0	.000	0	3	3	3.3	1	1	0	0	2	2	6.1	
BOISE STATE	2/6/18	*	23	4-6	.667	2-4	.500	1-2	.500	0	5	5	3.4	0	1	1	0	2	11	6.3	
at Air Force	2/10/18	*	26	0-4	.000	0-3	.000	4-4	1.000	0	2	2	3.3	2	0	2	1	0	4	6.2	
UTAH STATE	2/14/18		22	3-5	.600	1-2	.500	0-0	.000	0	1	1	3.2	2	2	0	0	1	7	6.3	
at Wyoming	02/20/18	*	27	3-4	.750	3-4	.750	2-2	1.000	0	5	5	3.3	2	2	0	0	1	11	6.4	
UNLV	02/25/18	dnp	-	-	-	-	-	-	-	-	-	-	-	-	-	-	-	-	-	-	
at Colorado State	02/28/18	dnp	-	-	-	-	-	-	-	-	-	-	-	-	-	-	-	-	-	-	
FRESNO STATE	03/03/18	dnp	-	-	-	-	-	-	-	-	-	-	-	-	-	-	-	-	-	-	
Totals			22	621	55-159	.346	36-113	.319	34-41	.829	14	78	92	3.3	61	47	21	7	28	180	6.4

SEASON HIGHS

Points: 24 vs. Arizona (12-16-17)
FG: 7 vs. Arizona (12-16-17)
FGA: 10 vs. Arizona (12-16-17)
3FG: 6 vs. Arizona (12-16-17)
3FGA: 8 (3x) Last time vs San José State (1-8-18)
FT: 5 vs. Rice (12-19-17)
FTA: 7 vs. Rice (12-19-17)
Rebounds: 8 vs. Maryland (11-25-17)
Assists: 6 vs. Rice (12-19-17)
Blocks: 2 vs. Colorado State (1-27-18)
Steals: 3 vs. Air Force (12-27-17)
Minutes Played: 29 vs Wyoming (1-10-18)

CAREER HIGHS AT UNM

Points: 24 vs. Arizona (12-16-17)
FG: 7 vs. Arizona (12-16-17)
FGA: 10 (2x) Last time vs. Arizona (12-16-17)
3FG: 6 vs. Arizona (12-16-17)
3FGA: 8 (3x) Last time vs San José State (1-8-18)
FT: 5 vs. Rice (12-19-17)
FTA: 7 vs. Rice (12-19-17)
Rebounds: 8 (2x) vs. Maryland (11-25-17)
Assists: 6 vs. Rice (12-19-17)
Blocks: 2 (3x) Last time vs. Colorado State (1-27-18)
Steals: 3 vs. Air Force (12-27-17)
Minutes Played: 37 vs. UNLV (1-10-17)

CAREER STATISTICS

			Total		3-Point		F-Throws		Rebounds											Scoring	
Season	gp-gs	min/avg	fg-fga	pct	fg-fga	pct	ft-fa	pct	off	def	tot	avg	pf	fo	ast	to	blk	stl	pts	avg	
2015-16	25-0	207/8.3	12-37	.324	6-18	.333	7-9	.778	3	23	26	1.0	22	1	20	9	8	6	37	1.5	
2016-17	26-13	560/21.5	57-131	.435	23-61	.377	18-23	.783	15	55	70	2.7	69	4	35	22	7	20	155	6.0	
2017-18	28-22	621/22.2	55-159	.346	36-113	.319	34-41	.829	14	78	92	3.3	61	1	47	21	7	28	180	6.4	
TOTAL	79-35	1388/17.6	124-327	.379	65-192	.339	59-73	.808	32	156	188	2.4	152	6	102	52	22	54	372	4.7	



Vladimir Pinchuk
 6'10" - Freshman - Forward/Center
 Schwelm, Germany (Maerkischies Gym. Schwelm)

15

NOTEWORTHY :

- Graduated from Maerkischies Gym. Schwelm in 2017
- Played club for EU Baskets Schwelm Juniors and Phoenix Hagen Youngstars
- Father played professionally in Europe and has a World-Championship silver medal with the UdSSR
- Speaks four different languages: German, English, Russian and French

GAME-BY-GAME STATISTICS

Opponent	Date	gs	min	fg-fga	pct	3fg-fga	pct	ft-fa	pct	off	def	tot	avg	pf	a	t/o	blk	stl	pts	avg	
NORTHERN NEW MEXIC	11/11/17		23	6-6	1.000	0-0	.000	0-0	.000	1	6	7	7.0	3	0	1	0	1	12	12.0	
NEBRASKA-OMAHA	11/14/17		13	1-3	.333	0-0	.000	0-1	.000	3	2	5	6.0	4	1	2	0	0	2	7.0	
at New Mexico State	11/17/17		16	4-5	.800	0-0	.000	1-2	.500	1	1	2	4.7	1	0	1	0	0	9	7.7	
TENNESSEE TECH	11/21/17		11	0-0	.000	0-0	.000	2-2	1.000	2	2	4	4.5	5	0	0	1	0	2	6.3	
vs TCU	11/24/17		16	0-1	.000	0-0	.000	3-4	.750	1	0	1	3.8	0	0	1	0	0	3	5.6	
vs Maryland	11/25/17		24	2-4	.500	0-0	.000	0-0	.000	1	2	3	3.7	1	0	1	0	0	4	5.3	
EVANSVILLE	11/29/17		18	2-4	.500	0-0	.000	0-0	.000	0	3	3	3.6	3	0	0	1	1	4	5.1	
at UTEP	12/2/17		25	2-3	.667	0-0	.000	1-6	.167	1	6	7	4.0	3	0	0	0	0	5	5.1	
at Colorado	12/6/17		14	1-2	.500	0-0	.000	0-0	.000	0	0	0	3.6	1	0	0	0	0	2	4.8	
NEW MEXICO STATE	12/9/17		18	2-3	.667	0-0	.000	2-3	.667	1	4	5	3.7	3	0	1	0	0	6	4.9	
ARIZONA	12/16/17		11	0-2	.000	0-0	.000	0-0	.000	1	0	1	3.5	1	0	0	1	0	0	4.5	
RICE	12/19/17	*	16	1-1	1.000	0-0	.000	2-2	1.000	0	1	1	3.3	1	0	1	1	0	4	4.4	
PRAIRIE VIEW A&M	12/22/17	*	15	1-1	1.000	0-0	.000	0-1	.000	1	1	2	3.2	2	1	0	0	0	2	4.2	
AIR FORCE	12/27/17	*	14	0-0	.000	0-0	.000	0-0	.000	0	1	1	3.0	4	0	1	1	0	0	3.9	
at Nevada	12/30/17	*	12	0-0	.000	0-0	.000	0-0	.000	0	1	1	2.9	1	0	0	0	0	0	3.7	
at Boise State	01/03/18		6	0-0	.000	0-0	.000	1-2	.500	1	1	2	2.8	1	0	1	0	0	1	3.5	
SAN JOSE STATE	1/6/18	*	21	2-4	.500	0-0	.000	2-5	.400	2	3	5	2.9	2	1	0	0	0	6	3.6	
WYOMING	1/10/18		14	0-1	.000	0-0	.000	0-1	.000	1	1	2	2.9	2	0	0	2	0	0	3.4	
at Fresno State	01/13/18	*	11	1-2	.500	0-0	.000	2-2	1.000	1	1	2	2.8	1	0	0	0	0	4	3.5	
at UNLV	01/17/18	*	25	5-5	1.000	0-0	.000	0-1	.000	0	3	3	2.9	1	0	0	0	0	10	3.8	
SAN DIEGO STATE	1/20/18	*	17	0-0	.000	0-0	.000	1-2	.500	1	1	2	2.8	0	0	2	1	0	1	3.7	
COLORADO STATE	1/27/18	*	17	3-5	.600	0-0	.000	1-2	.500	1	0	1	2.7	2	0	1	1	0	7	3.8	
at Utah State	01/31/18	dnp	-	-	-	-	-	-	-	-	-	-	-	-	-	-	-	-	-	-	
at San Jose State	02/03/18	dnp	-	-	-	-	-	-	-	-	-	-	-	-	-	-	-	-	-	-	
BOISE STATE	2/6/18	dnp	-	-	-	-	-	-	-	-	-	-	-	-	-	-	-	-	-	-	
at Air Force	2/10/18		7	0-0	.000	0-0	.000	0-0	.000	1	0	1	2.7	4	0	0	0	0	0	3.7	
UTAH STATE	2/14/18	*	10	0-0	.000	0-0	.000	0-0	.000	0	1	1	2.6	0	1	0	0	0	0	3.5	
at Wyoming	02/20/18		11	0-1	.000	0-0	.000	1-4	.250	1	2	3	2.6	4	1	0	0	0	1	3.4	
UNLV	02/25/18	dnp	-	-	-	-	-	-	-	-	-	-	-	-	-	-	-	-	-	-	
at Colorado State	02/28/18	dnp	-	-	-	-	-	-	-	-	-	-	-	-	-	-	-	-	-	-	
FRESNO STATE	03/03/18	dnp	-	-	-	-	-	-	-	-	-	-	-	-	-	-	-	-	-	-	
Totals			10	385	33-53	.623	0-0	.000	19-40	.475	22	43	65	2.6	50	5	13	9	2	85	3.4

SEASON HIGHS

Points: 12 vs. Northern N.M. (11-11-17)
FG: 6 vs. Northern N.M. (11-11-17)
FGA: 6 vs. Northern N.M. (11-11-17)
3FG: N/A
3FGA: N/A
FT: 3 vs. TCU (11-24-17)
FTA: 6 at UTEP (12-2-17)
Rebounds: 7 (2x) Last time at UTEP (12-2-17)
Assists: 1 (5x) Last time at Wyoming (2-20-18)
Blocks: 2 vs Wyoming (1-10-18)
Steals: 1 (2x) Last time vs. Evansville (11-29-17)
Minutes Played: 25 (3x) Last time at UNLV (1-17-18)

CAREER HIGHS AT UNM

Points: 12 vs. Northern N.M. (11-11-17)
FG: 6 vs. Northern N.M. (11-11-17)
FGA: 6 vs. Northern N.M. (11-11-17)
3FG: N/A
3FGA: N/A
FT: 3 vs. TCU (11-24-17)
FTA: 6 at UTEP (12-2-17)
Rebounds: 7 (2x) Last time at UTEP (12-2-17)
Assists: 1 (5x) Last time at Wyoming (2-20-18)
Blocks: 2 vs Wyoming (1-10-18)
Steals: 1 (2x) Last time vs. Evansville (11-29-17)
Minutes Played: 25 (3x) Last time at UNLV (1-17-18)

CAREER STATISTICS

			Total		3-Point		F-Throws		Rebounds											Scoring	
Season	gp-gs	min/avg	fg-fga	pct	fg-fga	pct	ft-fa	pct	off	def	tot	avg	pf	fo	ast	to	blk	stl	pts	avg	
2017-18	25-10	385/15.4	33-53	.623	0-0	.000	19-40	.475	22	43	65	2.6	50	1	5	13	9	2	85	3.4	
TOTAL	25-10	385/15.4	33-53	.623	0-0	.000	19-40	.475	22	43	65	2.6	50	1	5	13	9	2	85	3.4	



Vance Jackson
 6'9" - Sophomore - Forward
 Los Angeles, Calif. (UConn)

22

NOTEWORTHY :

- Averaged 8.1 points per game as a freshman at UCONN in 2016-17
- Made 21 starts in 32 appearances
- Shot 40.9 percent from the field, 39.7 from three and 67.6 from the FT line
- Reached double figures in 13 games, led the team twice in scoring
- Led Huskies in steals five times, blocks once and assists three times
- Netted 12 points in win vs Houston in AAC quarterfinals, ACC Rookie of the Week

GAME-BY-GAME STATISTICS

Will not play in 2017-18 due to NCAA transfer rules.

SEASON HIGHS

Points: N/A
 FG: N/A
 FGA: N/A
 3FG: N/A
 3FGA: N/A
 FT: N/A
 FTA: N/A
 Rebounds: N/A
 Assists: N/A
 Blocks: N/A
 Steals: N/A
 Minutes Played: N/A

CAREER HIGHS AT UNM

Points: N/A
 FG: N/A
 FGA: N/A
 3FG: N/A
 3FGA: N/A
 FT: N/A
 FTA: N/A
 Rebounds: N/A
 Assists: N/A
 Blocks: N/A
 Steals: N/A
 Minutes Played: N/A

CAREER STATISTICS



Troy Simons
6'3" - Junior - Guard
Pittsburgh, Penn. (Polk State)

31

NOTEWORTHY :

- National Junior College Scoring Champion in 2016-17, shot 40.6% from the floor
- Averaged 26.3 points per game over 26 games, shot 40.9% from 3-pt range
- First Team All-Suncoast Conference and earned a spot on the FCSAA/NJ-CAA Region VIII All-State Team
- Played in the 2017 NJCAA Men's Basketball Coaches Association All-Star Game on 4/29/17 in Las Vegas

GAME-BY-GAME STATISTICS

Opponent	Date	gs	min	fg-fga	pct	3fg-fga	pct	ft-fa	pct	off	def	tot	avg	pf	a	t/o	blk	stl	pts	avg	
NORTHERN NEW MEXIC	11/11/17		20	7-10	.700	3-6	.500	2-2	1.000	3	4	7	7.0	2	3	3	0	5	19	19.0	
NEBRASKA-OMAHA	11/14/17		22	8-16	.500	6-11	.545	2-2	1.000	3	2	5	6.0	1	4	2	0	4	24	21.5	
at New Mexico State	11/17/17		17	0-4	.000	0-1	.000	0-0	.000	1	1	2	4.7	4	0	1	1	1	0	14.3	
TENNESSEE TECH	11/21/17		12	1-5	.200	1-4	.250	0-0	.000	0	1	1	3.8	2	2	1	0	1	3	11.5	
vs TCU	11/24/17	*	22	2-9	.222	1-5	.200	0-0	.000	1	0	1	3.2	2	1	0	0	3	5	10.2	
vs Maryland	11/25/17	*	22	1-7	.143	1-5	.200	2-2	1.000	1	0	1	2.8	5	2	0	1	1	5	9.3	
EVANSVILLE	11/29/17	*	21	4-8	.500	4-7	.571	2-2	1.000	0	0	0	2.4	1	0	0	0	3	14	10.0	
at UTEP	12/2/17		23	1-9	.111	1-5	.200	3-5	.600	4	4	8	3.1	2	1	4	0	0	6	9.5	
at Colorado	12/6/17	*	23	1-14	.071	1-9	.111	0-2	.000	0	1	1	2.9	1	2	0	0	3	3	8.8	
NEW MEXICO STATE	12/9/17	*	24	4-10	.400	1-3	.333	4-4	1.000	5	2	7	3.3	4	0	1	0	0	13	9.2	
ARIZONA	12/16/17		24	4-10	.400	0-5	.000	4-4	1.000	1	0	1	3.1	3	1	1	0	2	12	9.5	
RICE	12/19/17		28	5-11	.455	4-10	.400	1-2	.500	0	3	3	3.1	0	3	1	0	4	15	9.9	
PRAIRIE VIEW A&M	12/22/17	*	28	3-10	.300	2-6	.333	0-0	.000	3	1	4	3.2	1	2	1	1	2	8	9.8	
AIR FORCE	12/27/17	*	18	1-9	.111	0-5	.000	0-0	.000	0	1	1	3.0	2	2	0	0	0	2	9.2	
at Nevada	12/30/17		19	2-10	.200	0-6	.000	0-0	.000	1	0	1	2.9	2	0	2	0	1	4	8.9	
at Boise State	01/03/18		15	2-7	.286	1-5	.200	0-0	.000	0	0	0	2.7	4	1	1	0	2	5	8.6	
SAN JOSE STATE	1/6/18	dnp	-	-	-	-	-	-	-	-	-	-	-	-	-	-	-	-	-	-	
WYOMING	1/10/18	dnp	-	-	-	-	-	-	-	-	-	-	-	-	-	-	-	-	-	-	
at Fresno State	01/13/18	dnp	-	-	-	-	-	-	-	-	-	-	-	-	-	-	-	-	-	-	
at UNLV	01/17/18	dnp	-	-	-	-	-	-	-	-	-	-	-	-	-	-	-	-	-	-	
SAN DIEGO STATE	1/20/18	dnp	-	-	-	-	-	-	-	-	-	-	-	-	-	-	-	-	-	-	
COLORADO STATE	1/27/18		17	4-6	.667	3-5	.600	2-2	1.000	1	0	1	2.6	0	1	1	0	4	13	8.9	
at Utah State	01/31/18		25	3-11	.273	2-6	.333	0-0	.000	1	2	3	2.6	3	1	2	0	1	8	8.8	
at San Jose State	02/03/18		26	2-5	.400	2-4	.500	0-0	.000	1	0	1	2.5	2	1	2	0	1	6	8.7	
BOISE STATE	2/6/18		27	2-3	.667	1-2	.500	1-2	.500	1	4	5	2.7	2	1	1	1	2	6	8.6	
at Air Force	2/10/18	*	31	4-8	.500	3-4	.750	0-0	.000	0	4	4	2.7	3	3	1	0	0	11	8.7	
UTAH STATE	2/14/18		17	1-5	.200	0-1	.000	0-0	.000	0	1	1	2.6	2	5	0	0	0	2	8.4	
at Wyoming	02/20/18		25	8-11	.727	4-6	.667	4-6	.667	0	6	6	2.8	4	1	1	0	1	24	9.0	
UNLV	02/25/18	dnp	-	-	-	-	-	-	-	-	-	-	-	-	-	-	-	-	-	-	
at Colorado State	02/28/18	dnp	-	-	-	-	-	-	-	-	-	-	-	-	-	-	-	-	-	-	
FRESNO STATE	03/03/18	dnp	-	-	-	-	-	-	-	-	-	-	-	-	-	-	-	-	-	-	
Totals			8	506	70-198	.354	41-121	.339	27-35	.771	27	37	64	2.8	52	37	26	4	41	208	9.0

SEASON HIGHS

Points: 24 (2x) Last time at Wyoming (2-20-18)
FG: 8 (2x) Last time at Wyoming (2-20-18)
FGA: 16 vs. Omaha (11-14-17)
3FG: 6 vs. Omaha (11-14-17)
3FGA: 11 vs. Omaha (11-14-17)
FT: 4 (3x) at Wyoming (2-20-18)
FTA: 6 at Wyoming (2-20-18)
Rebounds: 8 at UTEP (12-2-17)
Assists: 5 vs Utah State (2-14-18)
Blocks: 1 (4x) Last time vs Boise State (2-6-18)
Steals: 5 vs. Northern N.M. (11-11-17)
Minutes Played: 31 at Air Force (2-10-18)

CAREER HIGHS AT UNM

Points: 24 (2x) Last time at Wyoming (2-20-18)
FG: 8 (2x) at Wyoming (2-20-18)
FGA: 16 vs. Omaha (11-14-17)
3FG: 6 vs. Omaha (11-14-17)
3FGA: 11 vs. Omaha (11-14-17)
FT: 4 (3x) at Wyoming (2-20-18)
FTA: 6 at Wyoming (2-20-18)
Rebounds: 8 at UTEP (12-2-17)
Assists: 5 vs Utah State (2-14-18)
Blocks: 1 (4x) Last time vs Boise State (2-6-18)
Steals: 5 vs. Northern N.M. (11-11-17)
Minutes Played: 31 at Air Force (2-10-18)

CAREER STATISTICS

			Total		3-Point		F-Throws		Rebounds											Scoring	
Season	gp-gs	min/avg	fg-fga	pct	fg-fga	pct	ft-fa	pct	off	def	tot	avg	pf	fo	ast	to	blk	stl	pts	avg	
2017-18	23-8	506/22.0	70-198	.354	41-121	.339	27-35	.771	27	37	64	2.8	52	3	37	26	4	41	208	9.0	
TOTAL	23-8	506/22.0	70-198	.354	41-121	.339	27-35	.771	27	37	64	2.8	52	3	37	26	4	41	208	9.0	



Anthony Mathis

6'3" - Junior - Guard
West Linn, Ore. (West Linn HS)

32

NOTEWORTHY :

- Scored a career-high 25 points on 1-31-18 at Utah State with a career-best six 3-pointers
- Part of back-to-back-to-back 6A Oregon state championships
- 6A Second Team All-State as a senior
- First Team All-State selection as a junior

GAME-BY-GAME STATISTICS

Opponent	Date	qs	min	fg-fga	pct	3fg-fga	pct	ft-fa	pct	off	def	tot	avg	pf	a	t/o	blk	stl	pts	avg	
NORTHERN NEW MEXIC	11/11/17		19	5-9	.556	5-9	.556	1-2	.500	0	2	2	2.0	3	5	2	0	4	16	16.0	
NEBRASKA-OMAHA	11/14/17		16	3-9	.333	3-7	.429	0-0	.000	0	2	2	2.0	3	1	0	0	0	9	12.5	
at New Mexico State	11/17/17		19	4-5	.800	3-4	.750	3-4	.750	0	1	1	1.7	3	1	2	0	0	14	13.0	
TENNESSEE TECH	11/21/17		23	4-7	.571	3-6	.500	0-0	.000	1	2	3	2.0	5	2	0	1	1	11	12.5	
vs TCU	11/24/17		14	0-3	.000	0-3	.000	0-0	.000	0	1	1	1.8	1	0	0	0	0	0	10.0	
vs Maryland	11/25/17		17	4-6	.667	4-5	.800	0-0	.000	0	0	0	1.5	5	1	0	0	0	12	10.3	
EVANSVILLE	11/29/17		18	4-6	.667	2-4	.500	0-0	.000	0	0	0	1.3	3	0	0	0	0	10	10.3	
at UTEP	12/2/17		16	3-9	.333	3-8	.375	4-4	1.000	0	1	1	1.3	1	1	0	0	0	13	10.6	
at Colorado	12/6/17		21	5-9	.556	3-6	.500	2-3	.667	1	1	2	1.3	0	0	2	0	1	15	11.1	
NEW MEXICO STATE	12/9/17		19	1-5	.200	1-4	.250	3-3	1.000	0	2	2	1.4	1	1	0	0	0	6	10.6	
ARIZONA	12/16/17		16	2-4	.500	2-4	.500	0-0	.000	0	0	0	1.3	2	0	0	0	0	6	10.2	
RICE	12/19/17	*	11	0-3	.000	0-3	.000	0-0	.000	0	1	1	1.3	2	0	2	0	0	0	9.3	
PRAIRIE VIEW A&M	12/22/17		10	1-3	.333	0-2	.000	1-2	.500	1	2	3	1.4	2	1	0	0	0	3	8.8	
AIR FORCE	12/27/17		11	3-5	.600	3-5	.600	2-3	.667	0	1	1	1.4	2	0	0	0	0	11	9.0	
at Nevada	12/30/17		19	5-11	.455	5-8	.625	2-2	1.000	1	4	5	1.6	0	1	0	0	0	17	9.5	
at Boise State	01/03/18		20	5-11	.455	3-7	.429	0-0	.000	0	0	0	1.5	1	1	0	0	1	13	9.8	
SAN JOSE STATE	1/6/18	*	23	4-10	.400	2-8	.250	2-2	1.000	1	5	6	1.8	4	1	0	0	0	12	9.9	
WYOMING	1/10/18	*	28	4-10	.400	3-7	.429	5-6	.833	3	2	5	1.9	0	0	2	1	0	16	10.2	
at Fresno State	01/13/18	*	33	6-9	.667	4-6	.667	2-2	1.000	1	1	2	1.9	5	1	0	0	2	18	10.6	
at UNLV	01/17/18	*	29	4-12	.333	3-9	.333	3-3	1.000	0	2	2	2.0	3	1	0	0	0	14	10.8	
SAN DIEGO STATE	1/20/18	*	34	7-12	.583	4-7	.571	3-3	1.000	0	5	5	2.1	3	0	0	0	1	21	11.3	
COLORADO STATE	1/27/18	*	26	4-9	.444	4-9	.444	1-2	.500	1	1	2	2.1	3	0	0	0	0	13	11.4	
at Utah State	01/31/18	*	36	8-13	.615	6-10	.600	3-3	1.000	0	2	2	2.1	5	5	3	0	0	25	12.0	
at San Jose State	02/03/18	*	28	5-10	.500	4-8	.500	1-1	1.000	0	2	2	2.1	3	1	0	1	0	15	12.1	
BOISE STATE	2/6/18	*	29	5-10	.500	4-6	.667	3-4	.750	0	0	0	2.0	1	1	1	0	1	17	12.3	
at Air Force	2/10/18	*	18	3-5	.600	2-4	.500	7-8	.875	1	0	1	2.0	4	0	2	0	1	15	12.4	
UTAH STATE	2/14/18	*	30	8-12	.667	7-10	.700	2-2	1.000	0	3	3	2.0	2	2	0	0	2	25	12.9	
at Wyoming	02/20/18		13	4-7	.571	2-4	.500	0-0	.000	0	2	2	2.0	5	0	1	0	1	10	12.8	
UNLV	02/25/18		dnp	-	-	-	-	-	-	-	-	-	-	-	-	-	-	-	-	-	
at Colorado State	02/28/18		dnp	-	-	-	-	-	-	-	-	-	-	-	-	-	-	-	-	-	
FRESNO STATE	03/03/18		dnp	-	-	-	-	-	-	-	-	-	-	-	-	-	-	-	-	-	
Totals			10	596	111-224	.496	85-173	.491	50-59	.847	11	45	56	2.0	72	27	17	3	15	357	12.8

SEASON HIGHS

Points: 25 (2x) Last time vs Utah State (2-14-18)
FG: 8 (2x) Last time vs Utah State (2-14-18)
FGA: 13 at Utah State (1-31-18)
3FG: 7 vs Utah State (2-14-18)
3FGA: 10 (2x) Last time vs Utah State (2-14-18)
FT: 7 at Air Force (2-10-18)
FTA: 8 Air Force (2-10-18)
Rebounds: 6 vs San José State (1-8-18)
Assists: 5 (2x) Last time at Utah State (1-31-18)
Blocks: 1 (3x) Last time at San José State (2-3-18)
Steals: 4 vs. Northern N.M. (11-11-17)
Minutes Played: 36 at Utah State (1-31-18)

CAREER HIGHS AT UNM

Points: 25 (2x) Last time vs Utah State (2-14-18)
FG: 8 (2x) vs Utah State (2-14-18)
FGA: 13 at Utah State (1-31-18)
3FG: 7 vs Utah State (2-14-18)
3FGA: 10 (2x) vs Utah State (2-14-18)
FT: 7 at Air Force (2-10-18)
FTA: 8 Air Force (2-10-18)
Rebounds: 6 vs San José State (1-8-18)
Assists: 5 (2x) Last time at Utah State (1-31-18)
Blocks: 1 (3x) Last time at San José State (2-3-18)
Steals: 4 vs. Northern N.M. (11-11-17)
Minutes Played: 36 at Utah State (1-31-18)

CAREER STATISTICS

			Total		3-Point		F-Throws		Rebounds											Scoring	
Season	gp-gs	min/avg	fg-fga	pct	fg-fga	pct	ft-fa	pct	off	def	tot	avg	pf	fo	ast	to	blk	stl	pts	avg	
2015-16	25-0	164/6.6	17-44	.386	12-34	.353	11-12	.917	2	11	13	0.5	25	0	9	12	0	7	57	2.3	
2016-17	10-0	64/6.4	10-25	.400	6-19	.316	3-3	1.000	1	9	10	1.0	4	0	8	2	0	2	29	2.9	
2017-18	28-10	596/21.3	111-224	.496	85-173	.491	50-59	.847	11	45	56	2.0	72	5	27	17	3	15	357	12.8	
TOTAL	63-10	824/13.1	138-293	.471	103-226	.456	64-74	.865	14	65	79	1.3	101	5	44	31	3	24	443	7.0	



Connor MacDougall
 6'9" - Senior - Forward
 Tempe, Ariz. (South Mountain CC)

55

NOTEWORTHY :

- Scored career-high 17 points against Wyoming (2-25-17)
- NJCAA All-American at South Mountain CC
- Helped South Mountain finish eighth among 16 teams at NJCAA National Tournament
- Played six games for Arizona State in 2014-15
- Ranked by Fox Sports Next as the 12th best center in 2014 recruiting class

GAME-BY-GAME STATISTICS

SEASON HIGHS

Points: N/A
 FG: N/A
 FGA: N/A
 3FG: N/A
 3FGA: N/A
 FT: N/A
 FTA: N/A
 Rebounds: N/A
 Assists: N/A
 Blocks: N/A
 Steals: N/A
 Minutes Played: N/A

CAREER HIGHS AT UNM

Points: 17 vs. Wyoming (2-25-17)
 FG: 4 vs. Wyoming (2-25-17)
 FGA: 6 vs. Wyoming (2-25-17)
 3FG: N/A
 3FGA: N/A
 FT: 10 vs. UAPB (12-17-16)
 FTA: 12 vs. Wyoming (2-25-17)
 Rebounds: 6 (3x) Last time vs. Wyoming (2-25-17)
 Assists: 1 vs. Abilene Christian (11-30-16)
 Blocks: 2 vs. Utah State (1-24-17)
 Steals: N/A
 Minutes Played: 17 vs. Houston Baptist (11-14-16)

CAREER STATISTICS

Season	gp-gs	min/avg	Total		3-Point		F-Throws		Rebounds				Scoring				
			fg-fga	pct	fg-fga	pct	ft-fga	pct	off	def	tot	avg	pts	pts	avg	blk	stl
2016-17	27-0	269/10.0	32-68	.471	0-0	.000	44-54	.815	26	26	52	1.9	59	3	2	20	6
TOTAL	27-0	269/10.0	32-68	.471	0-0	.000	44-54	.815	26	26	52	1.9	59	3	2	20	6

2017-18 BOX SCORES AND RECAPS

Game 1 - New Mexico 147, Northern N.M. 76 Nov. 11, 2017 | Dreamstyle Arena

Lobos Break Records in Season Opener, Win 147-76

ALBUQUERQUE, N.M. --- The University of New Mexico men's basketball team shocked a crowd of over 10,500 fans in Dreamstyle Arena - The Pit in its first regular-season outing under first-year head coach Paul Weir on Saturday night. The Lobos shattered the UNM record for points in a game (136), claiming a 147-76 victory over Northern New Mexico.

The 71-point victory margin also ties the nearly 45-year-old record for largest victory margin, which occurred on December 29, 1972 against Dartmouth at The Pit.

Northern New Mexico is now 2-8 on the season while the Lobos start out 1-0 for the 15th straight season.

"I am extremely thankful to every fan that came through the door tonight and hopefully they'll continue to come out and support us as we try and earn their respect and their respect as a basketball program," Coach Weir said. "Obviously (this was) the kind of offensive game we've been looking for. Our last scrimmage was a very similar outcome, so we're thankful that we're shooting the ball the way we are."

The fiery Lobo offense dominated early and refused to let up. UNM got out to a 15-point lead less than five minutes into the first half, taking a 22-7 advantage with 15:38 still remaining in the first half. The Eagles went on an ensuing 7-0 run, testing the Lobo defense and cutting the home lead to eight, but UNM quickly pushed back ahead and extended the lead to 20 on a three from junior Troy Simons with 9:43 left.

The Lobos concluded the first-half performance with a trio of back-to-back-to-back 3-pointers, two from junior Anthony Mathis and a third from junior transfer Chris McNeal. McNeal collected four threes in the first half alone and helped pace UNM to a 74-point first-half showing, just two points shy of the UNM record for most points in a single half. The record is 76, which occurred on November 23, 1990 against Texas-Arlington.

The Lobos shot 61 percent from the field in the first half (25-41) and 50 percent from 3-point range (10-20). Three players had reached double digits including McNeal (13), senior Sam Logwood (12) and freshman Makuach Maluach (11).

Junior Dane Kuiper opened the second half with a pair of free throws to put the Lobos up 40, 75-35.

Simons and freshman Vladimir Pinchuk shined in the second half, putting up 11 and 10 points, respectively en route to the victory.

McNeal burst on the scene in his first regular-season game as a Lobo with the first UNM double-double in points and assists since March 2, 2014. He posted a team-best 24 points on the night to go along with 10 assists.

Led by McNeal, eight of the 11 Lobos to hit the floor scored in double digits including Simons (19), Maluach (18), Kuiper (17), Mathis (16), Logwood (14), Pinchuk (12) and senior Antino Jackson (12).

As a team, the Lobos collected 40 assists and 22 steals, both ranking high in Lobo history. Forty assists ties the record for most in a game, which the Lobos had done twice previously, the first on December 16, 1978 against Central Florida and again on November 23, 1990 against Texas-Arlington. Twenty-two steals is the second-most in a game in team history (25 is the record).

On the night, UNM shot 64.7 percent (55-85) from the floor including 46.2 percent from three and 86.4 percent from the free-throw line. The Lobos' 55 field goals is just four shy of the record for most in a game. The Lobos posted 59 in the November 23, 1990 game against Texas-Arlington.

The Lobos also posted an outstanding 18 3-pointers on the night, just two short of the record 20 set on November 13, 2004 against Santa Clara, while defensively UNM posted six blocks and collected 32 defensive rebounds (45 overall). Senior Joe Furstinger led the way with three blocks.

The Lobos will have just a few days to rest before continuing their season start. UNM will play Nebraska-Omaha on Tuesday, November 14 at 7 p.m. on The Mountain West Network.

Game 2 - New Mexico 103, Omaha 71 Nov. 14, 2017 | Dreamstyle Arena

Lobos Top Omaha with Second Straight 100+ Game

ALBUQUERQUE, N.M. --- The University of New Mexico men's basketball team posted its first back-to-back 100+ point games since December 1998 on Tuesday night as the Lobos routed the visiting Omaha Mavericks 103-71 in their Nike N7 game. Junior transfer Troy Simons paced the Lobos with 24 points that included six 3-pointers on the night.

The Nike N7 jersey auction in Dreamstyle Arena raised over \$2,500 for the NB3 Foundation and American Indian Student Services (AISS).

Four Lobos scored in double figures including Simons and seniors Antino Jackson (19), Sam Logwood (18) and Joe Furstinger (11). Furstinger's 11 points marks a new career-best for the senior, who has tallied a previous high of nine points twice in his career, including Saturday's game against Northern New Mexico. He also tied his career-best in free throws (5) and blocks (4).

Coach Weir earned his 30th career victory on the night as the Lobos improve to 2-0. Omaha falls to 0-3 on the season.

The Lobos opened the game with an 8-0 run over the first 2:30, half which came from Furstinger. Omaha followed with a 7-0 run as the Lobos struggled to find a consistent offensive flow, closing the gap to make it 19-16 UNM midway through the first half.

Alternating scoring droughts for both teams caused the score to remain close through the remainder of the first half, sending UNM into the locker room up by just one, 35-34. The Lobos shot an unimpressive 34.1 percent from the field and 20 percent from 3-point range compared to 37 percent from the floor and 35.7 percent from the arc for the Mavericks.

The second half was another story as the Lobos stormed past Omaha and didn't look back. In the second half, the Lobos shot 55.6 percent from the field and an outstanding 68.4 percent from 3-point range, hitting 13 triples en route to a 68-point second-half performance while limiting Omaha to just 37 points.

"I thought in the second half, we kept our defensive energy up and our offensive energy ended up coming around," head coach Paul Weir said. "I was much more pleased with our defensive energy in the second half."

"As far as our style of play, it's how we want to play and it went the way we wanted to. We were able to shoot the way we wanted to and hopefully we continue playing this way moving forward."

Simons' six 3-pointers combined with five from Jackson, three from junior Anthony Mathis, two from junior Chris McNeal and another from freshman Makuach Maluach - his first as a Lobo.

The UNM advantage was held within single digits until midway through the second half when the Lobos pulled away - fast. Sparked by a pair of Furstinger free throws and a three from McNeal, the Lobos took off on a 9-0 run in just one minute, taking a reachable 63-57 game to a 72-57 contest. McNeal's three was set up after he snagged a steal and, just 10 seconds later, Simons grabbed another steal in the Lobos' full-court press and posted the layup.

The 15-point lead was stretched to a 30-point blowout with four minutes left, 92-62 on a pair of Logwood free throws. Logwood went 10-for-11 from the stripe on the night, doubling his previous career-best five free throws in a single game.

It was a Jackson three that put the Lobos over 100 with 1:09 left. With seven seconds left on the clock, Omaha's Alex Alberry hit a three to cut the 35-point Lobo lead to 32 to close the game.

The Lobos are averaging 29.5 turnovers forced per game to start the season to go along with 44.5 field goals and 58.5 bench points. In the last two games, UNM has hit 35 3-pointers, at least 17 per game. Last season, it took nine games to reach that mark.

UNM outrebounded the Mavericks 48-37 including 19-9 offensive boards and forced 26 turnovers on the night.

Game #2

Nebraska-Omaha 71 • 0-3

		Total	3-Ptr		Rebounds									
##	Player	FG	FTA	FG	FTA	Off	Def	PF	TP	A	To	Bk	Stl	Min
02	Daniel Meyer	0-2	0-0	0-0	0-0	2	5	7	4	1	0	1	0	16
33	Mitchell Hahn	5-10	3-6	3-4	0	2	2	2	16	1	3	0	1	21
05	KJ Robinson	3-8	1-4	0-0	0	2	2	2	1	7	1	6	0	23
04	Daniel Nori	3-11	1-5	3-4	0	7	7	1	10	2	4	0	1	31
21	Zach Jackson	4-9	3-6	5-8	1	6	7	0	16	1	4	1	1	26
00	JT Gibson	4-9	1-5	3-3	0	5	5	2	12	4	2	0	0	28
00	Lamar Wofford-Humph.	0-1	0-1	0-0	0	0	0	4	0	1	2	0	0	17
10	Ayo Alkinweli	0-2	0-1	0-2	0	0	0	1	0	1	1	0	3	12
11	Alex Alberry	1-3	1-2	2-2	1	0	1	3	5	1	4	0	1	11
40	Mathis, Anthony	2-2	0-0	0-1	3	0	3	3	4	0	0	0	0	8
Team														
Totals		22-57	10-30	17-26	9	28	37	21	71	12	26	2	9	200

FG % 1st Half: 10-27 37.0% 2nd half: 12-30 40.0% Game: 22-57 36.6%
3FG % 1st Half: 5-14 35.7% 2nd half: 5-16 31.3% Game: 10-30 33.3%
FT % 1st Half: 9-12 75.0% 2nd half: 8-14 57.1% Game: 17-26 65.4%

New Mexico 103 • 2-0

Player		Total	3-Ptr		Rebounds			PF	TP	A	To	Bk	Stl	Min	
		FG	FGA	FT	FTA	Off	Def	Total							
02	LOGWOOD, Sam	4-11	0-0	1-5	0-5	0	5	5	3	18	2	2	0	1	23
05	FURSTINGER, Joe	3-6	0-2	5-5	2-6	6	8	3	11	2	5	4	1	24	
11	McNEAL, Chris	3-7	2-6	1-5	0-2	2	0	2	9	3	2	0	2	27	
03	JACKSON, Antino	7-11	5-7	0-0	0-0	4	4	8	2	19	5	3	0	24	
14	KUIPER, Dane	0-3	0-3	0-0	0-0	1	1	1	0	0	0	0	0	19	
04	MONDRAGON, Mike	0-0	0-0	0-0	0-0	0	0	0	0	0	0	0	0	2	
00	Steward, Wayne	4-12	0-0	0-0	0-0	5	5	10	2	9	1	1	0	19	
11	SIMMONS, Jachai	1-4	0-1	0-0	0-0	2	2	4	0	2	0	1	1	12	
15	PINCHUK, Vladimir	1-3	0-0	1-1	3-2	5	4	9	2	1	2	0	0	13	
31	SIMONS, Troy	8-16	6-11	2-2	3-10	13	5	18	5	24	4	2	4	22	
32	MATHIS, Anthony	3-9	3-7	0-0	0-2	2	3	5	1	9	0	0	0	16	
Team															
Totals		34-77	17-39	18-24	19-29	48	19	103	21	18	5	11	20	200	

FG % 1st Half: 14-41 34.1% 2nd half: 20-36 55.6% Game: 34-77 44.2%
3FG % 1st Half: 4-20 20.0% 2nd half: 13-19 68.4% Game: 17-39 43.6%
FT % 1st Half: 3-7 42.9% 2nd half: 15-17 88.2% Game: 18-24 75.0%

Officials: Rick Hartzell, Jim Schipper, Ryan McDaniel
Technical fouls: Nebraska-Omaha-Daniel Meyer; TEAM. New Mexico-LOGWOOD, Sam.
Attendance: 9601

Score by periods	1st	2nd	Total
Nebraska-Omaha	34	37	71
New Mexico	31	68	103

Longest lead - Omaha by 2 1st-05:08, NM by 35 2nd-01:09.
OMAHA led for 00:16, NM led for 37:36. Game was tied for 02:08.

	In	Off	2nd	Fast	
Points	Paint	T/O	Chance	Break	Bench
OMAHA	20	13	7	25	21
NM	28	39	16	22	46

Score tied - 3 times.
Lead changed - 2 times.

Game 3 - New Mexico 56, NMSU 75 Nov. 17, 2017 | Pan American Center

Lobos Suffer First Loss in Defeat at NMSU

LAS CRUCES, N.M. --- In an arena full of palpable tension and in front of a crowd of angry Aggie fans, The University of New Mexico Lobos suffered their first loss of the season on the road at New Mexico State Friday night. While the Lobos kept the score in reach for the first two-thirds of the game, the Aggies pulled away, doubling their lead in the last five minutes and eventually dominating with a final score of 75-56.

Junior Anthony Mathis led the Lobos with 14 points on the night, just two shy of his career high of 16. He went 4-for-5 from the field including 3-for-4 from behind the arc and 3-for-4 at the free throw line.

As a team, the Lobos (2-1) shot slightly under NMSU (2-1) at 38.5 percent to 39.1 percent while the Aggies dominated the boards, collecting 50 rebounds split evenly between offensive and defensive. In comparison, UNM collected a total of 25, including nine offensive rebounds.

"Their dominance of the offensive glass set a tone, gave them a lot of energy, and we just couldn't overcome it," head coach Paul Weir said. "You've got to give New Mexico State a lot of credit, they just never allowed us to ever implement and do what we wanted to do, it just took the wind out of our sails."

"I think your first road game of the season is always a good measuring stick, to see where you're at, and now we have to learn and grow from it and just get better."

The Lobos dominated the first five minutes of play, getting out to a 8-1 lead before allowing NMSU its first bucket from the floor at the 15:49 mark. At that point, the Lobos led 8-3 with senior Sam Logwood accounting for six points.

Junior Chris McNeal followed with a three to continue to build the Lobo lead to eight (11-3). A 2:10 scoring drought ensued, interrupted by an Aggie free throw.

A 3-pointer by Sidy N'Dir at the 12:51 mark sparked an NMSU comeback that included two jumpers and two dunks within 2:18 to make it just a one-point lead for the Lobos, 16-15 - and that was when the momentum turned. Another dunk 20 seconds later began a 6-0 run for NMSU.

The Lobos battled back and a layup by freshman Vladimir Pinchuk made it a three-point game headed into halftime.

The Aggies opened the second half with a pair of threes to take a nine-point lead, the largest of the game and began to run away but the Lobos battled. UNM chipped away at a 12-point deficit with back-to-back threes in less than a minute from Mathis and freshman Makuach Maluach but NMSU pushed the lead back out to 10.

With just six minutes left and the Lobos down by just seven, 54-47, junior Troy Simons was ejected due to technical foul accumulation (two). A Lobo bench technical followed four minutes later and the Aggies put the game out of reach for the win.

UNM entered the game averaging 17.5 3-pointers and 44.5 field goals per game but managed just six and 20, respectively, on the night.

The Lobos will return home to Dreamstyle Arena - The Pit on Tuesday, Nov. 21 when they take on Tennessee Tech in non-conference action at 7 p.m. The game will be available to watch live on the Mountain West Network and will be broadcast on 770 KKOAB-AM.

Game #3

New Mexico 56 • 2-1, 0-0 WAC

#		Player	Total		3-Ptr		Rebounds										
			FG	FTA	FG	FTA	Off	Def	Tot	PF	TP	A	To	Bk	Stl	Min	
02		LOGWOOD, Sam	4	13	0	1	0	2	3	3	8	2	5	0	3	33	
05		FURSTINGER, Joe	1	3	0	1	2	2	0	1	4	4	0	0	0	21	
01		McNEAL, Chris	3	8	1	4	3	3	1	3	4	2	10	1	3	0	29
03		JACKSON, Antino	1	6	0	0	0	0	0	0	0	1	3	0	1	0	20
14		KUIPER, Dane	1	6	0	4	1	2	0	4	4	2	3	1	2	0	21
10		MALUACH, Makuach	1	1	1	1	0	0	0	0	0	1	3	0	2	0	9
11		SIMMONS, Jachai	1	1	0	0	0	0	0	0	0	1	3	0	0	0	15
15		PINCHUK, Vladimir	4	5	0	0	1	2	1	1	2	1	9	0	1	0	16
31		SIMONS, Troy	0	4	0	1	0	0	1	1	2	4	0	0	1	1	17
32		MATHIS, Anthony	4	5	3	4	3	4	0	1	3	14	1	2	0	0	19
		Team															
Totals			20	52	6	20	10	15	9	16	25	22	56	5	17	1	200
FG % 1st Half: 12-24 50.0% 2nd half: 8-28 28.6% Games: 20-52 38.5% Deadball																	
FT % 1st Half: 2-4 22.2% 2nd half: 4-11 36.4% Games: 6-20 30.0% Rebounds																	
TP % 1st Half: 2-2 100.0 2nd half: 8-13 61.5% Games: 10-15 66.7%																	

FG % 1st Half: 12-24 50.0% 2nd half: 8-28 28.6% Game: 20-52 38.5%
3FG % 1st Half: 2-9 22.2% 2nd half: 4-11 36.4% Game: 6-20 30.0%
FT % 1st Half: 2-2 100.0 2nd half: 8-13 61.5% Game: 10-15 66.7%

New Mexico State 75 • 2-1, 0-0 WAC

		Total	3-Ptr	Rebounds			PF	TP	A	To	Bk	Stl	Min
## Player		FG-FGA	FG-FGA	FT-FTA	Off Def Tot	PF	TP	A	To	Bk	Stl	Min	
10	Jones, Jermario	3-6	0-1	1-2	6 10 16	2	7	2	2	0	1	30	
11	Wilkins, Jonathan	1-2	0-0	2-2	2 3 5	1	4	2	1	0	1	27	
12	Harris, AJ	0-8	0-3	0 1 3	4 4 0	2	2	0	1	0	1	21	
13	N'Dir, Sidy	4-10	2-5	4-6	3 5 8	2	14	2	2	2	1	30	
23	Lofton, Zach	9-18	2-7	8-9	1 2 3	3	28	2	2	0	1	28	
04	Buchanan, Shunn	0-1	0-1	1-2	0 0 0	0	1	1	2	1	0	15	
00	Stewart, Wayne	0-0	0-0	0 0 0	0 0 0	0	0	0	0	0	0	1	
03	Hadley, Gabe	0-0	0-0	0 0 0	0 0 0	0	0	0	0	0	0	1	
05	Miles, Kortrijk	0-0	0-0	0 0 0	0 0 0	0	0	0	0	0	0	1	
02	Garza, Joe	0-3	0-2	0 0 0	0 0 0	1	0	0	1	0	0	20	
22	Chuhia, Eli	4-9	0-1	5-8	5 2 7	4	13	0	2	0	0	16	
24	Gordon, Leston	0-2	0-0	0-0	2 0 2	0	0	0	0	0	0	1	
30	McCants, Johnny	4-5	0-0	2-5	2 3 5	1	19	7	1	1	0	19	
Team				3-3									
Totals		25-64	4-20	21-29	25 30 55	19	75	14	14	2	6	200	

2017-18 BOX SCORES AND RECAPS

Game 4 - New Mexico 96, Tennessee Tech 104

Nov. 21, 2017 | Dreamstyle Arena

Men's Basketball Upended by TTU in Final Minute

ALBUQUERQUE, N.M. --- For the first time since 2006-07, the Lobos have opened their first four games with three scoring over 90 points, but it wasn't enough on Tuesday night as Tennessee Tech pulled ahead for good in the final minute for a 103-96 win over New Mexico in Dreamstyle Arena - The Pit.

Junior Chris McNeal led UNM with 29 points on the night marking the third time this season he has scored in double digits, the second over 20 points. McNeal went 8-for-16 from the field and 7-for-11 from behind the arc to go along with 6-of-8 from the free throw line.

Tennessee Tech (4-1) started the game going 0-for-10 from the field over the first 5:31, allowing the Lobos (2-2) to go on an 8-0 run and claim a nine-point advantage (10-1) with 14:29 left to play in the first half. The Lobos extended their lead to 14 over the next four minutes (24-13, 10:10) until TTU's Aleksa Jugovic scored a trio of 3-pointers in the next three Golden Eagle possessions to cut the UNM lead to eight.

TTU closed the final 10:40 of the first half shooting 15-of-19 from the field. In the first half, Jugovic couldn't miss, going 8-for-8 from the field including 6-for-6 from 3-point range and 2-for-2 from the charity stripe. His efforts helped make it a one-point game with 10 seconds left in the half until a Dane Kuiper three with two seconds on the clock stretched the Lobo lead to four at the half.

"You have to tip your cap to them," head coach Paul Weir said. "They shot the heck out of the ball tonight and made a lot of shots at the back of it. Some of them were tough and some of them were probably on us. They were good, and they were better than us tonight."

McNeal got hot toward the end of the first half, drilling three straight threes in under a minute and picked up where he left off. He opened the second half with a three 17 seconds in to give the Lobos what would be their largest lead of the second half, seven (58-81), before the teams battled throughout the remainder of the contest.

With the Lobos trailing by one point with 1:06 left to play, 94-93, the Golden Eagles took off on an 8-0 run over 35 seconds to get out to a nine-point lead, 102-93 with 21 seconds left. Kuiper drained another three with 12 seconds left to give the Lobos hope, 102-96, but the six-point margin was too much for the final seconds.

McNeal paced the Lobos with 29 points and was followed by senior Sam Logwood with 21. The last time UNM had a pair of 20-point scorers was almost a year ago on January 7 against Nevada.

The third Lobo to score in double figures on the night was junior Anthony Mathis who notched 11, going 4-for-7 from the field and 3-for-6 from three. The outing marked the third time this season that he registered double digits.

Senior Joe Furstinger neared a double-double on the night, scoring seven points and bringing down nine rebounds. He also tied his career-high in blocks with four.

As a team, the Lobos shot 40.6 percent from the field compared to 55.7 percent for TTU. Similarly, UNM went 41 percent from three compared to 54.5 percent to the Golden Eagles, but the Lobos did have the advantage in free throws, shooting 82.8 percent (24-29) from the line compared to just 75 percent (24-32) for TTU.

After suffering drastically on the glass against New Mexico State, the Lobos stepped up their rebound game but were still out rebounded 39-32.

TTU registered 42 points in the paint to 20 for UNM and held a 49-9 fast-break point advantage. The Lobos edged the Golden Eagles in second-chance points, 13-9, and in points off of turnovers, 24-22.

"We looked like the ninth-place team in the Mountain West tonight," Weir said. Which I never thought we were going to be and we just have to do everything in our power to make sure that this is not going to be our final destination. All I can tell you is that we are going to do whatever we can to work our way out of whatever we're in right now."

"We're not discouraged," McNeal said. "We're just going to try and bounce back, come back tomorrow and work even harder. Try to turn this around."

UNM will return to action on Friday, Nov. 24 when the Lobos compete in the third round of the Emerald Coast Classic against TCU at 5 p.m. MT. TCU is currently receiving votes in the USA Today Coaches Poll. Both Friday and Saturday's games will be available to watch on CBS Sports Network.

Game 5 - New Mexico 67, TCU 69

Nov. 24, 2017 | Niceville, Fla. (The Arena)

Lobo Comeback Falls Short vs (RV) TCU

NICEVILLE, FLA. --- The University of New Mexico men's basketball team lost a heartbreaker on Friday night after nearly pulling off an upset over (RV) TCU at the Emerald Coast Classic in Niceville, Fla. The Lobos came back from a 13-point deficit and looked to junior Chris McNeal for a game-winning 3-pointer with 1.9 seconds left in regulation, but it went wide and UNM fell 69-67.

Senior Sam Logwood led New Mexico with a career-high 27 points, leading a trio of Lobos who scored in double figures including McNeal and junior Antino Jackson (12 apiece).

The Lobos will face either St. Bonaventure or Maryland Saturday at 2 p.m. MT (3 p.m. CT).

As a team, despite being outshot and out-rebounded, the Lobos (2-3) forced 16 turnovers on TCU (5-0) and committed just nine to keep them in the game. UNM had 14 points off of turnovers (TCU had 11) and edged TCU 16-14 in second-chance points while the Horned Frogs dominated the paint, outscoring UNM 46-24 down low.

"You have to tip your cap to TCU, it's a big team, a good rebounding team that just kind of continued to punish us inside and they did a really good job," head coach Paul Weir said.

"We're going to play teams very similar to TCU this year, they're going to be bigger than us, stronger than us, they're going to be more experienced than us," Weir said. "They have a lot of things we don't, so we're trying to accentuate the things we have, which to me would be speed, shooting, depth and conditioning and trying to bring those into the game as much as we can."

The Lobos shot a season-low 34.3 percent from the field and 20 percent from 3-point range to hang in with the national vote recipient TCU. The Horned Frogs went 47.5 percent from the field and 28.6 percent from three while the Lobos dominated at the charity stripe, going 15-for-18 for 83.3 percent while TCU was just 9-for-17 (52.9 percent).

The victory marked TCU's ninth straight dating back to last season when the squad captured the NIT Championship.

New Mexico jumped out on top early, getting out to a 9-2 lead with 17:46 left in the first half before TCU chipped away and cut the lead to one.

The Horned Frogs followed with an 11-1 run over three minutes to take a seven-point advantage, 31-24 with 4:08 left in the half. TCU got up by as much a nine before a layup with eight seconds on the clock from senior Joe Furstinger made it seven, 40-33 at the half.

In the second half, TCU pushed the lead out to 13 before the Lobos roared back on a 12-3 run sparked by a jumper and a three from McNeal to get back within four, 61-57 with 8:31 left to play. The run was full of TCU turnovers and Lobo buckets to shift the momentum in favor of UNM.

McNeal hit a big three with the Lobos down five with 12 seconds left to bring the game within two, 69-67. Weir called his only full timeout to draft a play, but McNeal called the Lobos' final timeout on the inbound before the final shot went wide.

Saturday's UNM game will be streamed live on www.Emerald-CoastTV.com/ec17 and live stats will be available on Emerald-CoastClassic.com. In addition, Jeff Siembieda and Hunter Green will call the game on 770 KKO-AM.

Game 6 - New Mexico 65, Maryland 80

Nov. 25, 2017 | Niceville, Fla. (The Arena)

Early Deficit Determines Lobo Loss vs Maryland

NICEVILLE, FLA. --- The University of New Mexico men's basketball team fell 80-65 to Maryland (6-1) in the consolation game of the Emerald Coast Classic on Saturday afternoon, unable to overcome an early 24-point deficit. Senior Sam Logwood was named to the Emerald Coast Classic All-Tournament Team for his efforts in the tournament while the Lobos claimed fourth place in the tournament.

Chris McNeal led the Lobos (2-4) with 19 points in his fifth game registering double figures, followed by Anthony Mathis with 12 points on four 3-pointers. The Lobos shot 33.3 percent from the field on the day after opening the game a dismal 1-12 (8.3 percent) over the first nine minutes.

The loss is the fourth consecutive for New Mexico, as the Lobos have struggled since opening the season with two large victories. One day after falling to TCU at the buzzer, the Lobos never led against Maryland despite outscoring the Terps 62-53 after the opening 8:42 of the game.

"After (those opening minutes), I thought we played a good game, but you're not going to come back against a team like Maryland down 27-3," head coach Paul Weir said. "So unfortunately, the start to the game ended up being the game. I thought their defensive energy to start the game was tremendous and I thought that countered with our offensive lack of energy. We just couldn't get a bucket and you have to tip your cap to them for coming out with a lot of pop defensively."

The Terrapins jumped out to an 8-0 lead as the Lobos missed their first four shots of the night. Makuach Maluach put New Mexico on the board with a three to make the score 8-3 with 16 minutes on the clock, but Maryland went on a 19-0 run to take a 27-3 lead.

The Lobos didn't score again until the 11:18 mark on a Troy Simons free throw to make the score 27-4. UNM went on a 16-7 run to cut the lead to 34-19 on a Mathis 3-pointer with 6:25 left in the half, and the Lobos maintained a similar margin for the rest of the half, trailing 46-28 at the break.

The Lobos shot 29 percent in the first half, led by Mathis, who shot 3-for-3 from behind the arc. Joe Furstinger and Troy Simons were each whistled for three fouls of UNM's 13 total in the half.

New Mexico opened the second half with a quick Logwood steal and McNeal three-pointer to cut the lead to 15 at 46-31, but a 9-0 Maryland run made the score 55-31 to tie the Lobos' largest deficit of the game to that point.

Furstinger and Logwood were both called for their fourth personal fouls early in the second half, and the seventh team foul of the half was whistled at the 13:12 mark, putting Maryland in the bonus early. Simons and Mathis fouled out at the 5:13 and 4:24 marks respectively. The Lobos were called for 26 fouls on the night compared to 18 for Maryland,

Despite the Lobos' foul trouble, they held the margin at about 20 points for the remainder of the game, never allowing a lead larger than 26 points after falling behind by 24 early. New Mexico forced 22 turnovers on the day, converted for 19 points while only committing 13.

The Lobos return home to face Evansville on Wednesday, Nov. 29 at 7 p.m. MT.

Game #4

Tennessee Tech 104 • 4-1

#	Player	Total		3-Ptr		Rebounds		PF	TP	A	Bk	Stl	Min				
		FG	FGA	FG	FGA	FT	FTA										
11	PHILLIPS, Curtis	6	11	3	6	8	9	0	5	2	23	3	2	0	35		
22	ALEXANDER, Courtney	3	4	0	0	3	6	7	10	4	9	3	2	0	1	24	
25	RAMSEY, Mason	0	3	0	0	2	6	8	5	2	6	1	2	1	28		
04	JUGOVIC, Aleksa	11	12	7	7	2	0	3	3	2	31	6	3	0	0	37	
10	MACK, Kylon	3	9	2	5	6	6	1	2	3	4	14	4	1	0	34	
00	CALHOUN, Shaq	6	15	0	4	2	3	0	2	3	14	0	0	0	2	18	
11	HENRY, Micahil	3	5	0	0	1	4	0	2	2	4	7	1	3	1	0	19
21	CROSLAND, Cade	1	1	0	0	0	0	0	0	0	2	0	0	0	0	3	
30	ONIAIDIC, Domen	1	1	0	0	0	0	1	2	0	0	1	0	0	1	2	
Team		3		6		2		2		2		2		2			
Totals		34	61	12	22	24	32	9	30	39	25	104	23	17	4	133	200

FG % 1st Half: 17-34 50.0% 2nd Half: 17-27 63.0% Game: 34-61 55.7%
3FG % 1st Half: 7-13 53.8% 2nd Half: 5-9 55.6% Game: 12-22 54.5%
FT % 1st Half: 10-14 71.4% 2nd Half: 14-18 77.8% Game: 24-32 75.0%

New Mexico 96 • 2-2

#	Player	Total		3-Ptr		Reb		Off	Def	Tot	PF	TP	A	TO	Bk	Stl	Min
		FG	FGA	FG	FGA	FT	FTA										
05	FURSTINGER, Joe	1	5	0	1	5	6	2	7	9	1	7	2	1	7	2	28
14	KUIPER, Dane	2	9	2	8	0	2	2	3	6	5	2	0	2	2	25	
01	MCNEAL, Chris	8	16	7	11	6	8	1	3	4	29	6	4	0	1	34	
02	LOGWOOD, Sam	9	12	0	0	9	11	3	2	5	1	21	0	3	0	1	29
03	JACKSON, Antino	3	9	2	6	0	0	2	2	1	8	2	2	0	0	18	
00	MALUACH, Makuach	1	3	0	1	2	2	0	0	0	1	4	0	0	0	12	
11	SIMMONS, Jachai	2	3	1	2	0	0	0	0	4	5	0	1	0	0	8	
15	PINCHUK, Vladimir	0	0	0	0	2	2	4	5	2	0	0	1	0	0	11	
31	SIMONS, Troy	1	5	1	4	0	0	1	1	2	3	2	1	0	1	12	
32	MATHIS, Anthony	4	7	3	6	0	0	1	2	3	5	11	2	0	1	1	23
	Team	2		2		2		2		2		2		2			
Totals		28	69	16	39	24	29	11	21	32	26	96	19	14	6	7	200

FG % 1st Half: 15-35 42.9% 2nd Half: 13-34 38.2% Game: 28-69 40.6%
3FG % 1st Half: 8-22 36.4% 2nd Half: 8-17 47.1% Game: 16-39 41.0%
FT % 1st Half: 17-21 81.0% 2nd Half: 7-8 87.5% Game: 24-29 82.8%

Officials: David Hall, Keith Kimble, Bob Staffen
Technical fouls: Tennessee Tech-ALEXANDER, Courtney, New Mexico-None.
Attendance: 9703

Score by periods	1st	2nd	Total
Tennessee Tech	51	53	104
New Mexico	55	41	96

Last FG - TTU 2nd-00:36, NM 2nd-00:12.
Largest lead - TTU by 9 1st-00:21, NM by 14 1st-11:34.
TTU led for 00:33, NM led for 26:24. Game was tied for 05:33.

Score tied - 10 times.
Lead changed - 15 times.

Game #5

New Mexico 67 • 2-3

#	Player	Total		3-Ptr		Rebounds		PF	TP	A	TO	Bk	Stl	Min			
		FG	FGA	FG	FGA	FT	FTA										
01	MCNEAL, Chris	5	16	2	10	0	0	1	3	4	32	2	2	0	1	28	
02	LOGWOOD, Sam	10	21	0	1	7	8	2	4	6	3	27	1	2	0	32	
05	FURSTINGER, Joe	2	6	0	2	2	2	1	6	7	4	6	0	0	3	24	
14	KUIPER, Dane	0	1	0	1	2	2	0	2	2	3	6	0	0	0	16	
31	SIMONS, Troy	2	9	1	5	0	0	1	2	5	1	0	0	0	3	22	
03	JACKSON, Antino	4	9	3	7	1	2	0	4	1	12	1	1	0	0	24	
00	MALUACH, Makuach	0	1	0	1	0	0	1	0	1	1	0	2	0	0	10	
11	SIMMONS, Jachai	0	0	0	0	1	0	1	0	1	0	1	0	0	2	14	
15	PINCHUK, Vladimir	0	1	0	0	3	4	1	0	1	0	3	0	1	0	0	16
32	MATHIS, Anthony	0	3	0	3	0	0	0	1	1	0	1	0	0	0	0	14
Team		4	3	0	0	0	0	0	1	1	0	0	0	0	0	0	0
Totals		23	67	6	30	15	18	12	23	35	19	67	8	9	3	7	200

FG % 1st Half: 13-36 36.1% 2nd Half: 10-31 32.3% Game: 23-67 34.3%
3FG % 1st Half: 3-16 18.8% 2nd Half: 3-14 21.4% Game: 6-30 20.0%
FT % 1st Half: 4-6 66.7% 2nd Half: 11-12 91.7% Game: 15-18 83.3%

TCU 69 • 5-0

#	Player	Total		3-Ptr		Rebounds		PF	TP	A	TO	Bk	Stl	Min		
		FG	FGA	FG	FGA	FT	FTA									
00	Fisher, Jaylen	5	11	0	2	0	0	3	3	2	10	5	3	0	32	
01	Bane, Desmond	5	8	1	2	0	0	2	2	4	11	1	1	0	24	
10	Brodziansky, Vlad	3	4	1	2	1	2	1	3	1	8	0	4	1	0	27
15	Miller, Jd	3	7	0	2	1	2	4	6	3	7	1	2	5	0	26
24	Williams, Kenrich	9	16	2	3	3	5	12	17	1	23	2	1	2	1	36
32	Olden, Shawn	0	1	0	1	0	0	0	0	0	0	0	0	0	0	5
12	No, Kouat	0	2	0	0	1	2	3	4	0	1	0	0	0	0	14
23	Hamdy, Ahmed	3	4	0	0	2	2	2	2	8	0	2	0	0	0	13
25	Robinson, Alex	0	0	2	2	3	1	2	3	2	2	0	0	0	0	20
	Team	38	60	14	14	13	22	0	5	5	10	16	4	16	0	233

2017-18 BOX SCORES AND RECAPS

Game 7 - New Mexico 78, Evansville 59 Nov. 29, 2017 | Dreamstyle Arena

Five score in double figures, Lobos claim 78-56 win

ALBUQUERQUE, N.M. --- Paced by five Lobos in double figures, The University of New Mexico men's basketball team rebounded from a four-game losing skid on Wednesday night in Dreamstyle Arena - The Pit, topping Evansville by a score of 78-59 while shooting 49 percent from the floor (30-61).

Senior Sam Logwood and junior Troy Simons led the Lobos (3-4) with 14 points each, with Logwood adding five rebounds. Junior Chris McNeal added 13 points while junior Anthony Mathis and freshman Makuach Maluach chipped in 10 points apiece. The Lobos also posted 23 assists on 30 made baskets, 10 of which came from senior Antino Jackson.

"Obviously it was really good to get a win," head coach Paul Weir said. "I thought we played a lot better tonight. We had a little lull there in the middle of the second half... but you've got to give Evansville credit. I've coached against and scouted against a lot of teams, and Marty Simmons is as good of a basketball coach as I've ever had to scout against. He eats basketball for breakfast. The guy is just awesome."

Jackson's 10 assists marks the second time this season that a Lobo has posted 10 or more assists, despite scoring just two points on the night compared to his usual 9.3 average.

"We've talked about it all week: your shots can't dictate your effect on the game," Weir said. "Antino's ability to push the ball and transition in the second half really helped us win the game."

After entering Wednesday's game ranked fourth in the nation in forced turnovers (21.33) and eighth in turnover margin (6.5), New Mexico forced over 20 turnovers (21) for the fourth time this season while only committing 11, including just three in the second half.

Evansville (5-2) entered the matchup second in the country in three-point percentage (47.8) and the Lobos held the Purple Aces to just 3-of-13 from behind the arc, including 0-for-6 in the first half. Wednesday marked the first time this season that Evansville has been completely denied from the arc in a half.

In addition, the Purple Aces entered the game ranked eighth nationally in scoring defense, allowing just 58.2 points per game. Prior to the Lobos' 78 points, the most Evansville had allowed in a game this season was 63.

The Lobos got off to a quick start as Simons opened the game with an early three-pointer, and UNM followed with an 11-0 run four minutes into the game to take a 16-5 lead, highlighted by back-to-back threes from junior Dane Kuiper. Evansville answered with a 9-0 run to close the gap to 16-14 with six minutes left in the first half.

The Lobos extended the lead back to nine at 25-16 on a pair of Logwood free throws three minutes later, and held a similar margin the rest of the half to enter the break leading 35-27.

New Mexico shot 40 percent from the floor, including 6-of-15 from behind the arc and a perfect 5-for-5 from the charity stripe, compared to Evansville's 33.3 field goal percentage, no three-pointers and 77.8 from the free throw line.

The Lobos opened up a 52-40 lead eight minutes into the second half with threes from McNeal, Simons and Mathis to fire up the crowd and claim the momentum. Four minutes later, another three from Mathis extended the Lobo lead to 19, 62-43.

Senior Joe Furstinger followed with a dunk 30 seconds later and the Lobos continued to run away with the game. An eight-point run fueled by a pair of Logwood layups, a McNeal jumper and a swift jumper from freshman Vladimir Pinchuk increased the lead to 24 with 1:43 left before the final 78-59 score.

The Lobos were able to capitalize on Evansville turnovers, scoring 20 points, while also outscoring the Purple Aces 20-2 on the fast break.

"It feels great (to get the win)," Maluach said. "There's not a better feeling than winning in front of your home crowd. We're a resilient group and we like each other a lot. When we win, we win together, and when we lose, we lose together. Hopefully we win more games than we lose."

New Mexico travels to face UTEP in El Paso, Texas on Saturday, Dec. 2 at 7 p.m.

Game 8 - New Mexico 76, UTEP 88 Dec. 2, 2017 | Don Haskins Center

Logwood Scores 22, Lobos Falter at UTEP

EL PASO, TEXAS --- Senior Sam Logwood of The University of New Mexico men's basketball team led the Lobos with 22 points on Saturday night for his third game this season registering 20+, but it wasn't enough to earn UNM the win as the Lobos fell to UTEP 88-76 in Don Haskins Center.

Midway through the second half, the Lobos (3-5) got a 14-point Miner lead down to five (61-56) on a 13-4 run before UTEP (2-6) rallied back with an 8-0 run of its own to reclaim the double-digit lead, push it to 15 (71-56) and hold out for the win.

The Lobos knocked down a pair of 3-pointers from juniors Dane Kuiper and Anthony Mathis in the final 45 seconds to reduce the Miner lead to nine (84-75), but UNM was forced to foul and UTEP's free throws sealed the Lobos' fate.

After discussing the Lobos' lackluster play in the first half, head coach Paul Weir spoke about the second-half spark that led UNM to outscore the Miners 45-43 over the final 20 minutes.

"Unfortunately, it was a halftime speech that got us to where we needed to be," coach Weir said. "But just like the Maryland game, it was just too late to come back from 15 on the road, it just doesn't happen every time. We'd like it to, but it just doesn't."

"I don't think I'll think offense was the problem... I think our inability to play defense is getting very troubling. Tonight we just couldn't stop those guys, it's concerning and we just need to improve."

As a team, UNM shot 37.5 percent from the floor compared to 53.7 percent for the Miners however, despite the lopsided overall percentages both teams fired at nearly the same rate from three. UNM went 11-of-31 from behind the arc (35.5 percent) while UTEP was 9-of-24 (37.5 percent). UNM has registered at least 10 3-pointers in five of its seven games.

The Lobos entered the game ranked third in the nation in free throw percentage, but had their lowest performance of the season from the stripe, going 23-for-35 (65.7 percent).

Defensively, the Lobos outrebounded UTEP 37-33 and turned them over 14 times, while committing 14 turnovers of their own. The Miners tallied 16 points off of UNM's turnovers compared to 11 for the Lobos.

Not only did Logwood register his fifth game scoring in double figures this season, but Mathis tallied 13 points for his sixth double-digit game and senior Antino Jackson scored 10 points for his third.

Logwood also added seven rebounds to go along with junior Troy Simons' eight and freshman Vladimir Pinchuk's seven.

The Lobos will return to action on Wednesday, Dec. 6 when they travel to take on Colorado at 7 p.m. MT on the Pac-12 Network.

Game 9 - New Mexico 57, Colorado 75 Dec. 6, 2017 | Coors Events Center

Lobos Defeated at Colorado in Second Half

BOULDER, COLO. --- Despite a strong first-half performance, The University of New Mexico men's basketball team suffered a 75-57 loss on the road at Colorado on Wednesday night, letting a two-point halftime margin slip away over the final 10 minutes of the game.

Junior Anthony Mathis led the Lobos (3-6) with 15 points, just one shy of his career-high, as the only Lobo to score in double figures. Mathis went for 5-for-9 from the field including 3-for-6 from three and 2-for-3 from the free throw line.

The Lobos started out strong, turning the Buffalos (7-1) over three times in just the first three minutes, exhibiting an outstanding defense that burst on the scene with arguably the most energy and intensity it has had all season. UNM held the Buffs scoreless for the first two minutes of the game and eventually forced 23 turnovers.

"I think defensively, it was a little bit of a step forward for us tonight, particularly the first 28-29, actually 31-32 minutes," head coach Paul Weir said. "I thought our defensive energy was really good and man if we could just find a way to convert some layups and some free throws I really think it would put us over the top."

The Lobos struggled from the floor going 21-for-71 for a season-low 29.6 percent field-goal percentage while shooting 29.0 percent from three (9-31) on the night.

"We got a lot of really good looks I thought around the rim, (Colorado) just did a really good job of protecting the glass," Weir said. "When you get 20 more shots than your opponent, you usually feel really good about what you did, but we just weren't able to convert a lot of shots around the rim."

The Buffalos shot 50 percent from the floor (26-52) and 60 percent (9-15) from three, taking advantage of their opportunities. CU slowly gained an 11-point lead midway through the first half, but the resilient Lobos went on an 11-2 run to erase the advantage, cutting the Buffalo lead to one, 29-28 with 1:58 left in the first half. The run was capped by a Mathis three and a dunk by freshman Makuach Maluach.

A 3-pointer from junior Troy Simons tied it up at 33 apiece with 43 seconds on the clock and the Buffs put in one more to make it 35-33 at the half.

Maluach nearly tied it up again, attempting to toss in a layup just before the buzzer, but the clock expired just before the shot went in.

The Lobos kept the game close early in the second half, continuing the momentum from the first. A dunk by senior Joe Furstinger tied it up at 35-35 and UNM held the Buffs within six points until the 9:29 mark when Colorado's McKinley Wright hit a jumper to extend the CU lead to eight, 56-48.

Despite a follow-up three from Mathis to cut it back to five, the Buffs took off from there and finished 19-9 for the 18-point victory that included a last-second three from Dominique Collier.

Despite the loss, the Lobos led in several statistical categories including points in the paint (31-30), points off of turnovers (28-7), second-chance points (9-8), fast-break points (11-6) and bench points (36-35).

The Lobos, previously ranked 17th in the nation in free throw percentage, shot a season-low 37.5 percent from the stripe (6-16).

"I think we played with a lot of energy in both halves," Mathis said. "I just think it was a matter of shots going in (in the first half) and then shots not going in (in the second half). Overall I think we played really hard, we're taking steps, it's just one step at a time."

The Lobos look to rebound when they take on New Mexico State in the in-state rivalry rematch at Dreamstyle Arena - The Pit on Saturday night. Tip off is scheduled for 7:02 p.m. on ESPN3.

Game #7

Evansville 59 • 5-2

		Total	3-Ptr	Rebounds			Off	Def	Tot	PF	TP	A	T	Bk	Stl	Min
##	Player	FG-FGA	FG-FGA	FT-FTA	Off	Def	Tot	PF	TP	A	T	Bk	Stl	Min		
14	JACKIEWICZ, Dainiu	1	0-0	1-2	4	4	8	2	3	0	2	1	23			
50	Simmons, Blake	3	12-6	1-2	0	3	3	1	9	1	3	0	1	35		
12	Smith, Dru	2	3-3	1-1	5-5	1	3	4	10	1	5	0	0	26		
25	Gibson, Duane	3	3-6	0-0	0-0	2	2	4	6	4	7	1	3	27		
30	Frederking, Noah	2	8-5	3-3	1	2	3	7	0	1	0	0	32			
01	Hill, Marty	2	4-0	0-0	2	5	7	1	4	1	2	0	0	16		
10	Kuhlman, Evan	1	2-0	0-0	1	0	1	0	2	0	0	0	0	6		
15	Traore, Dallen	2	4-0	0-0	1	3	4	1	5	0	0	0	0	13		
13	Riley, K.J.	3	7-1	7-10	0	1	1	3	13	1	0	0	1	16		
35	Hall, John	0	3-0	0-0	1	1	2	0	0	0	1	0	0	6		
Team																
Totals		19-52	3-13	18-23	15	24	39	17	59	8	2	3	6	200		

FG % 1st Half: 10-30 33.3% 2nd half: 9-22 40.9% Game: 19-52 36.5%
3FG % 1st Half: 0-0 0.0% 2nd half: 3-7 42.9% Game: 3-13 23.1%
FT % 1st Half: 7-9 77.8% 2nd half: 11-14 78.6% Game: 18-23 78.3%

New Mexico 78 • 3-4

		Total	3-Ptr	Rebounds			Off	Def	Tot	PF	TP	A	T	Bk	Stl	Min
##	Player	FG-FGA	FG-FGA	FT-FTA	Off	Def	Tot	PF	TP	A	T	Bk	Stl	Min		
02	LOGWOOD, Sam	6	9-0	0-0	2	4	5	3	14	1	4	0	0	22		
01	FURSTINGER, Joe	1	5-0	0-0	0	5	5	3	2	6	1	2	1	22		
01	McNEAL, Chris	5	8-4	2-1	0	2	2	13	1	0	2	0	2	29		
14	KUIPER, Dane	6	2-4	0-0	1	3	4	1	6	0	1	0	2	23		
11	SIMONS, Troy	4	8-4	2-2	0	0	0	1	14	0	0	0	0	21		
01	JACKSON, Antino	0	4-2	0-0	3	4	7	2	10	1	0	0	0	18		
10	MALUACH, Makuach	5	6-1	0-0	2	1	3	10	1	0	1	0	1	17		
11	SIMMONS, Jachai	1	5-3	0-0	0	0	0	0	3	2	0	0	0	12		
15	PINCHUK, Vladimir	2	4-0	0-0	0	3	3	4	0	0	1	1	0	18		
32	MATHIS, Anthony	4	6-2	0-0	0	0	0	3	10	0	0	0	0	18		
Team																
Totals		30-61	12-47	7-9	9	21	30	21	78	11	4	9	200			

FG % 1st Half: 12-30 40.0% 2nd half: 18-31 58.1% Game: 30-61 49.2%
3FG % 1st Half: 6-15 40.0% 2nd half: 5-12 41.7% Game: 11-27 40.7%
FT % 1st Half: 5-5 100.0 2nd half: 2-4 50.0% Game: 7-9 77.8%

Officials: Gerry Pollard, Kipp Kissinger, Randy Heinenman
Technical fouls: Evansville-None. New Mexico-None.
Attendance: 8943

Score by periods	1st	2nd	Total
Evansville	27	32	59
New Mexico	35	43	78

FG % 1st Half: 12-30 40.0% 2nd half: 18-31 58.1% Game: 30-61 49.2%
3FG % 1st Half: 6-15 40.0% 2nd half: 5-12 41.7% Game: 11-27 40.7%
FT % 1st Half: 5-5 100.0 2nd half: 2-4 50.0% Game: 7-9 77.8%

Officials: Gerry Pollard, Kipp Kissinger, Randy Heinenman
Technical fouls: Evansville-None. New Mexico-None.
Attendance: 8943

Game #8

New Mexico 76 • 3-5

		Total	3-Ptr	Rebounds			Off	Def	Tot	PF	TP	A	T	Bk	Stl	Min
##	Player	FG-FGA	FG-FGA	FT-FTA	Off	Def	Tot	PF	TP	A	T	Bk	Stl	Min		
02	LOGWOOD, Sam	8	12-1	5-7	3	4	7	3	22	4	3	0	0	30		
01	FURSTINGER, Joe	0	2-0	0-0	0	1	1	5	0	0	3	0	0	12		
01	McNEAL, Chris	1	5-4	6-6	0	3	3	1	9	3	0	0	1	34		
11	SIMMONS, Jachai	0	3-0	0-0	0	1	1	1	0	1	0	0	0	7		
14	KUIPER, Dane	2	6-5	0-0	1	3	4	6	0	0	0	0	19			
01	JACKSON, Antino	3	6-4	2-5	0	4	4	4	10	1	2	0	2	23		
10	MALUACH, Makuach	1	2-1	2-2	0	0	0	2	5	0	2	0	1	11		
15	PINCHUK, Vladimir	2	3-0	0-0	1	6	7	3	5	0	0	0	0	25		
11	SIMONS, Troy	1	5-3	1-2	4	4	8	2	6	1	4	0	0	23		
32	MATHIS, Anthony	1	9-3	3-8	4-4	0	1	1	13	1	0	0	0	16		
Team																
Totals		21-56	11-31	23-35	10	27	37	25	76	11	14	0	4	200		

FG % 1st Half: 9-25 36.0% 2nd half: 12-31 38.7% Game: 21-56 37.5%
3FG % 1st Half: 4-16 25.0% 2nd half: 7-15 46.7% Game: 11-31 35.5%
FT % 1st Half: 5-13 69.2% 2nd half: 14-22 63.6% Game: 23-35 65.7%

UTEP 88 • 2-6

#	Player	Totals			3-Ptr			Rebounds									
		FG	FTA	FT%	FG	FTA	FT%	Off	Def	Tot	PF	TP	A	T	Bk	Stl	Min
1	THOMAS, Paul	9	25-54	0-0	4	4-5	0	5	5	10	3	1	0	0	0	24	
2	HARRIS, Omega	9	11-4	4-4	6-6	0	3	3	28	2	1	0	1	0	1	34	
3	GILYARD, Evan	1	1-2	1-1	0-0	0	1	1	1	3	1	3	0	0	0	9	
13	OSBORNE, Isaiah	3	11-6	0-6	4-6	0	8	8	3	10	1	1	0	2	35		
25	FRANZ, Keith	6	11-2	2-7	2-7	2	2	4	7	16	1	2	0	0	0	13	
4	SMITH, Trier	0	0-0	0-0	1-2	1	1	2	3	1	0	2	0	0	0	15	
11	FLAGGERT, Jake	1	5-3	1-2	1-2	1	2	5	4	2	0	0	0	0	0	21	
15	MAGEE, Kobe	6	9-3	3-4	3-4	0	2	2	1	16	0	3	0	0	0	30	
21	TOUTCHET, Trey	0	0-0	0-0	0-0	0	1	1	1	0	0	0	0	0	0	9	
Team																	
Totals		29	99-144	9-24	21-27	2	31	33	25	88	10	14	0	4	0	200	

2017-18 BOX SCORES AND RECAPS

Game 10 - New Mexico 62, NMSU 65 Dec. 9, 2017 | Dreamstyle Arena

Lobos Fall to NMSU in Last-Minute Heartbreaker

ALBUQUERQUE, N.M. --- With 6:40 to go in one of the biggest and most intense rivalries in The University of New Mexico history, the Lobos led the New Mexico State Aggies by eight, 56-48, on Saturday night in Dreamstyle Arena - The Pit before dropping a heartbreaker by a final score of 65-62. The Lobos missed a tough, last-second three-pointer that would have tied the game.

The Lobos (3-7) outshot the Aggies (7-2) from 3-point range 28.6 percent to 20.0 percent and from the free throw line (70.6-50.0) in the outstanding defensive effort while scoring 14 points off of 17 NMSU turnovers.

UNM was led by senior Antino Jackson who compiled 14 points, his second-highest total of the season, including three from behind the arc. Junior Troy Simons posted 13 points and a team-best seven rebounds.

"I think this was just a newer team trying to find its way against a veteran team that's won a lot of games," head coach Paul Weir said. "I think that NMSU knows how to win those (close) games and has the experience to do it, and we're still trying to figure that out.

"These guys are fighting and I can't say anything negative about them ... they are giving it all they've got, we just have to find a way to improve and find a way to win games like this before the season is over."

Despite being down their leading scorer in arguably one of the biggest games of the year, the Lobos battled and went up on the Aggies, who reached the NCAA Tournament last season as the WAC Champions, by as much as nine points with 10 minutes left in the game. Nine points was the largest lead of the game by either team.

Freshman Makuach Maluach earned his first career start on the night. At the 10-minute mark, Maluach slammed a crowd-pleasing, one-handed dunk with unmatched enthusiasm from an excited Lobo crowd.

NMSU responded with three points from the game's leading scorer Zach Lofton, who tallied a game-high 22 points on the night, to cut the Lobo lead to six and eventually whittle UNM's advantage to three, 56-53 with 5:21 left.

The Aggies cut the deficit to one, 57-58 on a Lofton jumper and overtook the Lobos at the 2:34 mark on a Lofton layup, holding on for the win.

Lobo junior Anthony Mathis, who has been hot from behind the arc as of late, got a good look with the seconds winding down, but was forced to shoot from deep at the last second and missed. Mathis is 48.2 percent (27-56) on the season from three. Senior Joe Furstinger nearly got the putback before time expired.

As a team, UNM shot 39.9 percent compared to 42.6 percent for NMSU. The game marked just the second time this season that UNM committed more turnovers than it's opponent (19-17). NMUS outscored the Lobos in the paint, 36-20, but UNM collected more points on the fast break, 11-8. Both teams tallied 13 second-chance points on the night.

The Lobos will have seven days to recuperate from Saturday's game vs. NMSU before taking on Arizona on Saturday, Dec. 16 at Dreamstyle Arena - The Pit on CBS Sports Network at 6 p.m.

Game 11 - New Mexico 73, Arizona 89 Dec. 16, 2017 | Dreamstyle Arena

Kuiper scores 24, Lobos battle but fall to #23 Arizona

ALBUQUERQUE, N.M. --- The University of New Mexico men's basketball team battled No. 23 Arizona to an 89-73 loss at Dreamstyle Arena - The Pit on Saturday night in front of an enthusiastic, season-high crowd of 13,207. The Lobos rallied back from a 19-point deficit to trail by just seven with 3:56 remaining, but it wasn't enough to overcome the Wildcats, who shot 64.0 percent from the field.

"I thought the game was played and moving at the pace we wanted," head coach Paul Weir said. "There's another part of our energy level, defensively, that wasn't good enough. It has to get better.

"You do have to give Arizona some credit. They shot the heck out of the basketball tonight. I know those guys are skilled enough to shoot threes and they are special. They really showed how good of a team they are, made a lot of big shots - that is a good basketball team."

The Lobos (3-8) were unable to complete the comeback against the ranked Wildcats despite junior Dane Kuiper's career-best 24-point performance. Kuiper, who was celebrating his birthday, shot 70 percent (7-10) from the field and 75 percent (6-8) from behind the three-point arc, adding a perfect 4-4 from the free throw line. Troy Simons added 12 points on 40 percent (4-10) shooting. Senior Sam Logwood posted eight points in his first game back with the team after his brief leave of absence.

The Lobos shot 38.7 percent as a team, including 35.3 percent from behind the arc and 92.9 percent from the free throw line, but Arizona outscored New Mexico 42-20 in the paint and outrebounced the Lobos 35-23. UNM held the Wildcats to six offensive rebounds and seven second-chance points. In the second half, UNM matched Arizona, both notching 40 points.

After trailing by 15, 72-57, with 9:28 to go in the second half, the Lobos cut the Wildcat lead to eight at 74-66 on baskets from Simons, Logwood and Kuiper. It marked the first time since the 11:57 mark of the first half that the Lobos trailed by less than ten. Kuiper managed to cut the lead to seven twice, first on a three with 5:05 to go and then on a pair of free throws with 3:56 remaining, but the Lobos were unable to close the margin any further.

Arizona (8-3) widened the lead back to double digits and then continued with a commanding 12-point advantage with 1:05 to go, finishing the game on a 7-0 run en route to the 89-73 final.

The Lobos trailed 11-5 three minutes into the game but went on a 5-0 run behind a layup and a 3-point play from Simons to bring the game within one, 11-10. Arizona answered with an 11-3 run over the next two minutes to stretch its lead back to nine, 22-13, but freshman Makuach Maluach hit a three-pointer to cut the lead to six, 22-16.

After another 9-0 streak by the Wildcats, Kuiper added a layup and 3-pointer to keep the Lobos within ten, 31-21.

The Wildcats took their largest lead of the first half from four Allonzo Trier free throws with 18 seconds left as they made the score 49-31. Senior Antino Jackson hit a jumper as time expired to enter halftime trailing by 16, 49-33.

"We just couldn't get a break to go our way," Weir said. "When you're down 16 points, it's just hard to spot somebody that much."

The Lobos shot 41.4 percent from the field in the first half, including 35.7 percent from three. They added another four points from the free throw line, going a perfect 4-for-4 in the half.

UNM and Arizona opened the second half trading 3-point plays to make the score 52-36. Junior Chris McNeal hit his first three of the night off an offensive rebound to cut Arizona's lead to 13, 54-41, with 16:25 on the clock.

Junior Anthony Mathis, who is shooting 48.3 from behind the arc this season, drilled back-to-back threes with 12 minutes to go to make the score 66-54 and prevent Arizona from pulling away, setting up the UNM comeback attempt.

The game marked the first time since Jan. 16, 1999 that Arizona traveled to play in Albuquerque, when the Lobos beat the Wildcats 79-78. When the two teams met last year in Tucson, then-ranked No. 18 Arizona topped New Mexico 77-46. Saturday's contest also marks UNM's first ranked opponent of the season.

New Mexico will stay at home to face Rice in Dreamstyle Arena - The Pit, continuing the Lobos' five-game home stand, on Tuesday, Dec. 19 at 7:30 p.m.

Game 12 - New Mexico 78, Rice 69 Dec. 19, 2017 | Dreamstyle Arena

Lobos Snap Loss Streak with Victory over Rice

ALBUQUERQUE, NM --- Senior Joe Furstinger recorded his first career double-double (17 points, 12 rebounds) and four other Lobos scored in double digits to lead The University of New Mexico men's basketball team past Rice 78-69 in Dreamstyle Arena - The Pit on Tuesday night.

Furstinger, in his first game of the season off the bench, set career-highs in points and rebounds, breaking his previous bests of 11 in each. His double-double was the first in points and rebounds for the Lobos since senior Sam Logwood recorded 12 points and 11 rebounds last season on Feb. 25 against Wyoming, making it the first for UNM this season.

Tuesday night also marked the third time this season that the Lobos had five players score in double digits. Furstinger led the way with his 17, followed by Logwood (15), juniors Troy Simons (15), Chris McNeal (13) and Dane Kuiper (10). Kuiper also posted a game-high six assists for a new career high.

"I think we all wanted a huge, blowout win - or whatever that may be - to say that we're back and all that, but it's Division I basketball and you have to earn the right to win," head coach Paul Weir said. "I feel like we are earning the right to win, these guys work really hard.

"We spend a lot of time on the court. We spend a lot of time in the film room. We're trying to fix our weaknesses, and so far, these kids have bought in. There's not a lot of kids, at 3-8, that would look at a first-year coach and buy in, but they're still buying in and I'm thankful for that."

The Lobos (4-8) controlled the majority of the game, never trailing past the 16:34 mark of the first half.

Junior Anthony Mathis and freshman Vladimir Pinchuk got their first career starts against the Owls (3-9), and Pinchuk quickly put the Lobos on the board with a layup in the first 40 seconds of play.

The Lobos fell behind three, 10-7 at the 17:16 mark but went on a 5-0 run to take a two-point lead, 12-10, with 16:34 remaining in the half. After being tied at 14, Simons and McNeal hit back-to-back threes to put the Lobos up six, 20-14, with 11:53 on the clock.

UNM widened its lead to nine, 27-18, with a layup from Logwood with 9:12 left to play in the half. The Owls closed the lead to three, 31-28, on a series of layups with six minutes to go. A minute later, the Lobos extended the margin back to eight, 36-28, on a Furstinger layup and Simons three, but Rice went on an 8-0 run to tie the game at 36 with 4:12 on the clock.

New Mexico answered with a 7-2 run to end the half leading 43-38, holding Rice to just two points on a pair of free throws in the last four minutes of play.

The Lobos shot 46.9 percent from the field in the first half, including 27.8 percent from behind the arc and 88.9 percent from the free throw line. New Mexico outrebounded Rice 17-13 in the first half.

Simons opened the second half with a dunk to put New Mexico up seven, 45-38, with 18:48 to go. McNeal drilled a three with 13:56 on the clock to give the Lobos a 10-point lead, 54-44, their largest of the night. They extended that lead to 12, 56-44, on a pair of Furstinger free throws. After Rice closed the Lobo margin to six, 61-55, Simons nailed back-to-back threes within 16 seconds to widen the lead back to 12, 67-55, with 8:41 on the clock.

The Owls continued to edge back into the game, cutting the lead to five, 68-63, but a Furstinger three-point play put the Lobos back up eight, 71-63 with 5:08 to play. Logwood hit a pair of free throws to widen the margin back to ten, 73-63.

Kuiper's two free throws with 28 seconds remaining made him the fifth Lobo to score in double figures, and made the score 78-66. The Owls scored off a free throw and a layup as time expired to make the final 78-69.

New Mexico shot 40.3 percent and finished with 40 rebounds for the first time since the season opener against Northern New Mexico. The Lobos outrebounded the Owls 40-36, marking the third time this season and the first time since Omaha that UNM has outrebounded its opponent. The Lobo bench outscored Rice's 62-28.

The Lobos continue a five-game home stretch as they face Prairie View A&M on Friday, Dec. 22 in Dreamstyle Arena - The Pit at 7 p.m.

Not only is Friday's game the second "Friends and Family Day" allowing students to bring three free guests to the student section, but it will also be broadcast live on AT&T SportsNet.

Game #10

New Mexico State 65 • 7-2

#	Player	FG		3-PT		Rebounds		PF	TP	A	T	Blk	Stl	Min	
		%	FGA	%	FTA	Off	Def								
10	Jones, Jermario	1	2-6	0-1	2-5	1	9	4	8	2	4	1	4	29	
11	Wilkins, Johnathon	1	3-4	0-0	0-0	1	3	4	4	6	1	3	2	0	15
12	Harris, AJ	g	5-17	2-7	0-0	3	1	4	1	12	3	2	1	0	33
13	N'Dir, Sidy	g	1-3	0-1	0-0	0	1	1	3	2	1	3	0	1	26
23	Lofton, Zach	g	8-16	1-5	5-12	2	4	6	2	22	2	4	0	2	37
30	Jones, Keyon	g	2-5	1-4	0-1	0	2	2	1	5	1	0	0	0	16
01	Buchanan, Shunn	g	0-2	0-1	0-0	0	1	1	0	0	1	0	0	0	9
32	Chuha, Eli	g	1-3	0-1	0-0	1	1	2	4	2	0	0	0	1	8
35	McCants, Johnny	g	4-5	0-0	0-0	4	6	10	2	8	0	1	2	0	27
	Team					3	1	4							
	Totals		26-61	4-20	9-18	15	29	44	21	65	11	17	6	8	200

FG % 1st Half: 13-33 39.4% 2nd half: 13-28 46.4% Game: 26-61 42.6%
3FG % 1st Half: 4-12 33.3% 2nd half: 0-0 0.0% Game: 4-20 20.0%
FT % 1st Half: 5-8 62.5% 2nd half: 4-10 40.0% Game: 9-18 50.0%

New Mexico 62 • 3-7

##	Player	FG	FGA	3-P	3-PTA	FT	FTA	Off	Def	Totl	PF	TP	A	To	Blk	Stl	Min
05	FURSTINGER, Joe	1	3-3	1-1	0-0	0	1	1	2	7	1	3	2	0	20		
10	MALUACH, Makuach	1	3-6	1-3	0-1	1	2	3	2	7	0	2	0	2	24		
03	JACKSON, Antino	g	5-13	3-8	1-2	1	2	3	14	1	4	0	1	2	25		
11	SIMMONS, Jachai	g	2-6	1-4	0-1	0	2	2	1	5	1	0	0	1	25		
31	SIMONS, Troy	g	4-10	1-3	4-4	5	2	7	4	13	0	1	0	1	24		
01	MCNEAL, Chris	g	1-6	0-4	2-3	0	3	3	1	4	2	4	0	0	28		
14	KUIPER, Dane	g	0-2	0-1	0-0	0	4	3	0	3	3	1	1	1	17		
15	PINCHUK, Vladimir	g	2-3	0-0	2-3	1	4	5	3	6	0	1	0	0	18		
32	MATHIS, Anthony	g	1-5	1-4	3-3	0	2	2	1	6	1	0	0	0	19		
	Team					1	5	6									
	Totals	21-54	8-28	12-17	9	27	36	20	62	9	19	3	5	200			

FG % 1st Half: 11-27 40.7% 2nd half: 10-27 37.0% Game: 21-54 38.9%
3FG % 1st Half: 5-14 35.7% 2nd half: 3-14 21.4% Game: 8-28 28.6%
FT % 1st Half: 6-7 85.7% 2nd half: 6-10 60.0% Game: 12-17 70.6%

Officials: David Hall, Eric Curry, Shawn Leligh
Technical fouls: New Mexico State-None. New Mexico-None.

Score by periods	1st	2nd	Total
New Mexico State	35	30	65
New Mexico	33	29	62

Last FG - NMSU 2nd-01:43, NM 2nd-06:40.
Largest lead - NMSU by 7 1st-06:24, NM by 9 2nd-10:00.
NMSU led for 18:22. NM led for 20:21. Game was tied for 01:17.

Game #11

Arizona 89 • 8-3

#	Player	F	FG		3-PT		Rebounds					PF	TP	A	T	Blk	Stl	Min
			FGA	FG%	FTA	FT%	Off	Def	Total									
14	Ristic, Dusan	1	4-6	0-0	0-0	0	0	0	3	8	1	1	0	0	25			
13	Ayton, Deandre	g	7-9	0-0	0-0	2	11	13	1	14	0	1	2	0	36			
00	JACKSON-Cardwright,P	g	3-5	2-4	0-1	0	2	2	4	8	5	1	0	27				
01	Alkins, Rawle	g	9-11	3-3	5-5	2	3	5	1	26	2	3	1	31				
35	Trier, Allonzo	g	6-9	2-2	8-9	0	0	1	22	5	0	0	0	37				
03	Smith, Dylan	g	1-4	1-2	0-0	0	3	3	1	3	2	2	1	0	18			
05	Bundolph, Brandon	g	2-4	1-2	2-4	0	0	0	1	7	1	0	0	14				
11	Lee, Ira	g	0-2	0-0	1-2	1	2	3	2	1	1	0	1	0	10			
25	Pinder, Keanu	g	0-0	0-0	0-0	0	0	0	0	0	0	0	0	0	2			
	Team					0	0	0										
Totals			32-50	9-13	16-21	6	29	35	14	89	17	10	5	4	200			

FG % 1st Half: 17-24 70.8% 2nd half: 15-26 57.7% Game: 32-50 64.0%
3FG % 1st Half: 6-7 85.7% 2nd half: 3-6 50.0% Game: 9-13 69.2%
FT % 1st Half: 9-10 90.0% 2nd half: 7-11 63.6% Game: 16-21 76.2%

New Mexico 73 • 3-8

#	Player	FG		3-PT		Rebounds					PF	TP	A	T	Blk	Stl	Min
		Total	FGA	FGA	FT	FTA	Off	Def	Total								
05	FURSTINGER, Joe	3	11	1	3	4	5	1	7	3	0	0	2	30			
14	KUIPER, Dane	1	7-10	6-8	4-4	0	2	2	3	24	0	0	0	0	0	24	
03	JACKSON, Antino	g	2-7	1-3	0-0	0	1	1	3	5	1	3	0	1	19		
10	MALUACH, Makuach	g	2-5	1-4	0-0	1	1	2	2	5	2	0	1	0	12		
11	SIMMONS, Jachai	g	0-0	0-0	0-0	0	0	2	0	1	0	0	0	10			
01	MCNEAL, Chris	g	2-9	2-8	0	1	3	4	3	6	2	3	0	1	28		
02	LOGWOOD, Sam	g	3-10	1-0	2-3	3	1	4	1	8	5	0	0	0	26		
15	PINCHUK, Vladimir	g	0-2	0-0	0-0	1	0	1	1	0	0	0	1	11			
31	SIMONS, Troy	g	4-10	0-5	4-4	1	0	1	3	12	1	1	0	24			
32	MATHIS, Anthony	g	2-4	2-4	0-0	0	0	2	6	0	0	0	0	16			
Team						0	3	3									

FG % 1st Half: 12-29 41.4% 2nd half: 12-33 36.4% Game: 24-62 38.7%
3FG % 1st Half: 5-14 35.7% 2nd half: 7-20 35.0% Game: 12-34 35.3%
FT % 1st Half: 4-4 100.0 2nd half: 9-10 90.0% Game: 13-14 92.9%

Officials: Verne Harris, Randy McCall, Mike Reed
Technical fouls: Arizona-Jackson-Carwright,P. New Mexico-FURSTINGER, Joe.

Score by periods	1st	2nd	Total
Arizona	49	40	89
New Mexico	33	40	73

Last FG - ARIZ 2nd-00:23, NM 2nd-05:05.
Largest lead - ARIZ by 19 2nd-15:05, NM None.
ARIZ led for 36:32. NM led for 00:00. Game was tied for 00:28.

Game #12

Rice 69 • 3-9

##	Player	FG	FGA	3-P	3-PTA	FT	FTA	Off	Def	Totl	PF	TP	A	T	Blk	Stl	Min
----	--------	----	-----	-----	-------	----	-----	-----	-----	------	----	----	---	---	-----	-----	-----

2017-18 BOX SCORES AND RECAPS

Game 13 - New Mexico 87, Prairie View A&M 78 Dec. 22, 2017 | Dreamstyle Arena

Lobos Win Second Straight 87-78 over PVAMU

ALBUQUERQUE, N.M. --- Senior Joe Furstinger led The University of New Mexico men's basketball team to its second straight victory, a resounding 87-78 final over Prairie View A&M, on Friday night in Dreamstyle Arena - The Pit. Furstinger registered a career-high 20 points and tallied his second straight career double-double on the night.

One game after setting a career-high 17 points against Rice, Furstinger broke it against the Panthers, shooting 50 percent from the field and adding perfect 12-12 from the free throw line while grabbing 10 rebounds. Twelve free throw ties for third in the Mountain West in a single game this season and also elevates his free throw percentage to 90.2% (37-41) good for first in the league as of stats through Dec. 21.

The Lobos (5-8) shot 46.7 percent from the field, including 36.7 percent from behind the arc. For the second straight game, UNM outrebounded its opponent. The Lobos posted a 39-29 edge on the boards, compiling 15 on offense, the second most in a game this season.

Senior Antino Jackson finished the night with 17 points while junior Dane Kuiper tallied 14 as the third Lobo to reach double figures on the night. Also helping to lead the Lobos was junior Jachai Simmons who posted six points and dished four assists, tying his season high.

Simmons put the Lobos on the board with a dunk in the first minute of play, followed by a Panther jumper and a three from Jackson to put New Mexico ahead 5-2 under two minutes into the game. The Lobos took a five-point lead, 11-6, on a pair of Furstinger free throws with 16:31 on the clock and Prairie View went on a 5-0 run to tie the score at 11, the first of five ties on the night. A Logwood layup put the Lobos back up by two, 13-11, with 15:19 to play in the half.

The Panthers (2-11) tied the score again at 16 and took their first and only lead of the night, 19-18, on a three with 13:35 remaining. The lead lasted just five seconds as Furstinger regained the lead for the Lobos, 24-21, with two free throws, a layup and a dunk within 55 seconds. Within his first seven minutes on the floor, Furstinger had registered 12 points.

Furstinger hit two more free throws to close scoring for the half with the Lobos leading by eight, 49-41, capping his outstanding 16-point first half that included 10-for-10 from the free throw line.

In the opening 30 seconds of the second half, the Lobos extended their lead to 10, 51-41, as Furstinger made yet another pair of free throws to set his new career-high (12).

Prairie View went on a 9-0 run to make it 51-50 before UNM responded with a 16-2 run over the next four minutes, making it 67-52 UNM. During the stretch, the Lobos nailed four 3-pointers off the hands of junior Troy Simons, Jackson and a pair from Kuiper.

Kuiper's back-to-back threes gave UNM the 15-point lead, the Lobos' largest of the night to that point, with 11:41 on the clock.

The Lobos allowed Prairie View within seven before another Kuiper three and layup put New Mexico up by its largest margin 20, 84-64, with 4:14 to go.

The Panthers chipped away over the final four minutes, narrowing the Lobo lead to nine at the final buzzer, 87-78.

UNM will finish its five-game home stand Wednesday, Dec. 27 at 7 p.m. with its Mountain West opener against Air Force in Dreamstyle Arena - The Pit.

Game 14 - New Mexico 87, Air Force 58 Dec. 27, 2017 | Dreamstyle Arena

Lobos Open MW Play with 29-point win over Air Force

ALBUQUERQUE, N.M. --- The University of New Mexico men's basketball team earned its third straight victory on Wednesday night to kick off Mountain West play with a 29-point win over the visiting Air Force Falcons in Dreamstyle Arena - The Pit.

Senior Joe Furstinger registered his third straight double-double, the first Lobo to achieve the feat since the 2015-16 season. With his 12 points and 12 rebounds, Furstinger was one of six Lobos to score in double figures on the night including junior Jachai Simmons who captured his first double-digit game of the season with 15 points.

Simmons led the Lobos (6-8, 1-0 MW) offensively on the evening, followed by junior Dane Kuiper (13), junior Anthony Mathis (11) and seniors Sam Logwood (10) and Antino Jackson (10).

Jackson nearly hit his second point-assist double-double of the season, adding nine assists to his 10 points.

Both UNM and Air Force (6-7, 0-1 MW) opened their first conference game of the season a bit lackluster offensively as the score was 2-0 Air Force nearly five minutes into the game until Furstinger scored the Lobos' first point on a free throw at the 15:18 mark. Head coach Paul Weir attributed the early score to outstanding Lobo defense.

"That first four minutes of the game might have been my favorite four minutes of our season," Weir said. "I think it was like 2-0 and all we were doing was playing defense, and we didn't care about where the ball was going in. It was going to be a war, and I loved that."

The Lobos began pouring on the points however and over the next eight minutes jumped out to a 13-point lead on a 12-0 run. The run was kicked off by back-to-back Kuiper three-pointers and capped with an exciting Simmons-Chris McNeal-Simmons steal and alley-op as well as a Furstinger dunk.

On the alley-op, Simmons and McNeal demonstrated teamwork at its finest as Simmons snatched the ball on defense, quickly passed to McNeal and the pair rushed down court. McNeal dished back to Simmons for the fast-break alley-op that made the crowd of 10,000 shriek.

Jackson hit a three with three seconds left in the first half to put the Lobos up 16, 36-20 at the break. The last time UNM held a team to less than 20 points in the first half was two seasons ago on Jan. 9, 2016 when the Lobos held Utah State to 18.

The Lobos opened the second half on a 10-3 run to get out to a 22-point lead with 15:07 left to play and extended the lead to 28 on back-to-back threes from Simmons with 4:47 to go.

The largest Lobo lead of the night was 31 with 39 seconds left.

UNM will hit the road for a pair of back-to-back conference matchups. The Lobos will face the team picked to finish first in the league this season, Nevada, on Saturday before traveling to Boise State on Wednesday, Jan. 3. Saturday's game at Nevada will be broadcast on AT&T SportsNet while Wednesday will be on ESPN3.

Game 15 - New Mexico 74, Nevada 77 Dec. 30, 2017 | Lawlor Events Center

Lobos Nearly Upset Defending MW Champs Nevada, 77-74

RENO, NEV. --- The University of New Mexico men's basketball team nearly pulled off an exciting upset over defending Mountain West Champions Nevada on Saturday on the road, falling 77-74 after a missed, last-second 3-point attempt.

The game marks the third tough contest this season that the Lobos have dropped by just one basket including against NMSU and now-ranked No. 10 TCU.

The Lobos (6-9, 1-1 MW) were led by junior Anthony Mathis who posted a career-high 17 points on the night including 5-for-8 from behind the arc. Three more Lobos also added double digits including seniors Sam Logwood (12), Antino Jackson (12) and Joe Furstinger (10).

Not only did Furstinger rack up 10 points, but he also posted 10 rebounds for his fourth straight double-double performance on the season. Jackson nearly notched a double-double of his own, adding eight assists to his 12 points.

"I think our style of play really wore them down most on the defensive end. I thought our quality of shot in the second half was terrific - we had layups, we had threes, we had wide open shots a lot," head coach Paul Weir said. "I'm glad theoretically that some of our things were trying to do are working, but they're obviously not working enough to win a game."

Nevada (13-3, 2-0 MW) also had four players score in double figures on the day including a pair of 20-point scorers in Caleb Martin (24) and Jordan Caroline (21).

As a team, the Lobos were just barely outshot from the floor 43.9-42.9 percent but held an advantage from behind the arc, 34.4-33.3 percent, and outrebounded the Wolf Pack 41-32.

Trailing 70-63 with 6:01 left to play, the Lobos went on a 7-0 run over 1:06 to tie it up 70-70 with 4:55 left on the clock. The run included back-to-back 3-pointers from Mathis within 30 seconds.

Nevada got back on top, leading by four on a pair of Caleb Martin jumpers to make it 74-70 with 1:59 left.

Martin and Logwood went back and forth to make it 76-74 before Nevada's Caroline hit 1-of-2 free throws to put the Wolf Pack up by three with 17 seconds left.

Mathis attempted a three with seven seconds on the clock, rebounded out of bounds by Nevada, allowing the Lobos a final play. UNM called a timeout and inbounded the ball to junior Chris McNeal in the corner for three, but Nevada's Lindsey Drew came up with the block into the stands and with 2.3 second left, Coach Weir called UNM's final timeout.

The Lobos attempted one last 3-point play but were unable to get the shot off for the 77-74 final.

UNM offered a season-low five turnovers while committing 14. The Lobos did, however, continue their free throw streak, going 81.8 percent from the free throw line (9-of-11) compared to 65.6 percent for the Wolf Pack (19-29).

The Lobos will remain on the road for their next Mountain West matchup. UNM travels to Boise State for an ESPN3 game on Wednesday, Jan. 3 at 7 p.m. MT.

Game #13

Prairie View A&M 78 • 2-11

#	Player	Total	3-Pr			Rebounds					A	T	Blk	Stl	Min	
			FG	FGA	FG-FGA	FT	FTA	FT-FTA	Off	Def						PF
13	Iwlin Ellis	r	4-4	0-0	0-0	1	4	5	2	8	1	1	1	0	24	
14	Zachary Hamilton	r	11-17	5-7	4-5	2	3	5	3	6	1	0	0	1	28	
12	J.D. Wallace	c	2-2	0-0	0-0	1	1	2	2	4	0	0	3	4	30	
03	Gray Blackston	g	2-8	1-2	4-5	1	2	3	3	9	6	3	0	1	30	
11	Dennis Jones	g	10-10	1-1	0-5	0	0	0	4	15	8	6	0	2	30	
00	Troy Thompson	g	0-2	0-2	0-0	0	0	0	0	0	0	0	0	0	4	
01	Keion Alexander	g	0-0	0-0	0-0	0	1	1	2	0	0	1	2	1	9	
04	Juan Hood	g	0-1	0-0	0-0	0	0	0	0	0	0	0	0	0	0+	
21	Shayrone Jett	g	0-3	0-1	0-0	1	0	1	2	0	0	1	0	0	3	
22	Shaquille Preston	g	2-7	0-2	0-0	2	4	6	3	4	1	3	0	1	22	
30	Austin Starr	g	2-4	2-3	1-2	1	2	3	3	7	1	1	0	1	20	
						0	3	3								
Totals			30-58	9-18	9-17	9	20	29	22	78	17	16	6	10	200	
3rd Qtr 1st Half: 15-28 53.6% 2nd half: 15-30 50.0% Game: 30-58 51.7% Deabolous 1st Half: 4-7 57.1% 2nd half: 4-4 50.0% Game: 9-15 57.7%																
FT % 1st Half: 73 53.8% 2nd half: 2-4 50.0% Game: 9-17 52.9%																

FG % 1st Half: 15-28 53.6% 2nd Half: 15-30 50.0% Game: 30-58 51.7%
3FG % 1st Half: 4-7 57.1% 2nd Half: 5-11 45.5% Game: 9-18 50.0%
FT % 1st Half: 7-13 53.8% 2nd Half: 2-4 50.0% Game: 9-17 52.9%

New Mexico 87 • 5-8

05	FURSTINGER, Joe	r	4-8	0-1	12-12	4	6	10	0	20	4	1	0	32	
15	PINCHUK, Vladimir	r	1-1	0-0	0-1	1	1	2	2	1	0	0	0	15	
09	JACKSON, Antino	g	6-11	4-8	1-2	0	2	2	17	3	2	0	1	19	
11	SIMMONS, Jachai	g	2-5	1-3	1-2	0	0	0	2	6	4	0	1	21	
31	SIMONS, Troy	g	3-10	2-6	0-0	3	1	4	8	2	0	1	1	28	
08	McNEAL, Chris	g	2-7	1-5	0-0	0	1	0	0	2	3	0	0	23	
02	LOGWOOD, Sam	g	4-7	0-0	0-0	1	3	4	8	1	4	0	1	10	
10	MALUACH, Makuach	g	0-1	0-1	4-4	1	2	3	0	4	0	1	1	13	
14	KUIPER, Dane	g	5-7	3-4	1-1	0	4	4	14	0	2	0	1	19	
32	MATHIS, Anthony	g	1-3	0-2	1-2	1	2	3	2	3	1	0	0	10	
	Team					4	3	7							
Totals			28-60	11-30	20-24	15	24	39	16	87	17	14	3	7	200
FG % 1st Half: 14-29 48.3% 2nd Half: 14-31 45.2% Game: 28-60 46.7% Deasil: 14-28 50.0%															
FT % 1st Half: 4-13 30.8% 2nd Half: 3-5 60.0% Game: 28-60 46.7% Deasil: 14-28 50.0%															
PP % 1st Half: 17-19 89.5% 2nd Half: 3-5 60.0% Game: 28-60 83.3%															

FG % 1st Half: 14-29 48.3% 2nd Half: 14-31 45.2% Game: 28-60 46.7%
3FG % 1st Half: 4-13 30.8% 2nd Half: 17-41 41.2% Game: 11-30 36.7%
FT % 1st Half: 17-19 89.5% 2nd Half: 3-5 60.0% Game: 20-24 83.3%

Officials: Mike Scophers, Gerry Pollard, Winston Stith
Technical fouls: Prairie View A&M-None. New Mexico-None.
Attendance: 9423

Score by periods

Prairie View A&M

New Mexico

49 38 87

Last FG - PV 2nd-00:25, NM 2nd-01:32.

Largest lead - PV by 1 1st-13:35, NM by 20 2nd-04:14.

PV led for 00:05, NM led for 36:55. Game was tied for 03:00.

Score tied - 5 times.

Lead changed - 2 times.

Game #14

Air Force 58 • 6-7, 0-1 MW

#	Player	Total	3-Pr			Reb	Def	PF	TP	A	T	Blk	Stl	Min	
			FG	FGA	FG-FGA										FT
12	SCOTTIE, Lavelle	r	5-8	0-2	2-3	1	1	2	2	12	0	4	0	17	
32	MANNING, Ryan	r	0-3	0-2	0-0	0	4	4	2	0	2	0	0	15	
33	TOOHEY, Frank	c	0-2	0-1	3-4	2	4	6	1	3	0	1	0	18	
03	TOMES, Sid	g	0-4	0-3	3-4	1	1	2	0	3	1	0	0	20	
20	LYONS, Trevor	g	2-6	0-0	0-2	0	1	4	4	1	2	0	0	24	
00	MORRIS, Caleb	g	1-3	0-0	0-0	1	1	2	0	2	0	0	0	4	
01	NORMAN, Dane	g	0-0	0-0	0-0	1	1	2	1	0	2	0	0	4	
02	SIFLES, CJ	g	2-4	0-1	0-0	0	1	1	0	4	3	3	0	19	
05	JOYCE, Chris	g	0-0	0-0	1-2	1	0	1	0	1	0	0	0	4	
13	BROWN, LeSean	r	0-2	0-0	0-0	0	0	0	0	1	0	0	0	5	
14	MALUACH, Makuach	r	1-4	1-2	0-0	0	1	1	1	3	0	0	0	13	
22	LOUDER, Pervis	g	3-5	0-1	0-1	0	1	1	0	6	1	1	0	15	
30	DEWANE, Jonathan	g	3-4	0-0	2-3	3	0	3	0	8	0	0	0	7	
34	SWAN, Ryan	g	3-8	1-2	0-1	1	3	4	2	7	0	1	1	17	
44	VAN SOLEN, Keaton	g	2-5	1-2	0-0	2	4	6	2	5	0	2	0	18	
	Team					2	1	3		1					
	Totals		22-58	3-16	11-20	15	24	39	15	58	7	17	2	4	200
3FG 1st Half: 8-25 32.0% 2nd half: 13-43 42.4% Game: 22-58 37.8%															
3FG 1st Half: 2-9 22.2% 2nd half: 1-7 14.3% Game: 3-16 18.8%															
FT 1st Half: 2-3 66.7% 2nd half: 9-10 90.0% Game: 11-20 55.0%															
Reb 1st Half: 10-20 50.0% 2nd half: 15-19 78.9% Game: 24-39 61.5%															
Def 1st Half: 2-10 20.0% 2nd half: 13-29 44.8% Game: 15-39 38.5%															
PF 1st Half: 10-20 50.0% 2nd half: 15-19 78.9% Game: 24-39 61.5%															
TP 1st Half: 0-2 0.0% 2nd half: 7-17 41.2% Game: 7-17 41.2%															
A 1st Half: 4-10 40.0% 2nd half: 13-29 44.8% Game: 17-39 43.6%															
T 1st Half: 1-10 10.0% 2nd half: 6-29 20.7% Game: 7-29 24.1%															
Blk 1st Half: 0-0 0.0% 2nd half: 2-19 10.5% Game: 2-19 10.5%															
Stl 1st Half: 0-10 0.0% 2nd half: 1-29 3.4% Game: 1-29 3.4%															
Min 1st Half: 50-100 50.0% 2nd half: 150-190 78.9% Game: 200-390 51.3%															

FG % 1st Half: 8-25 32.0% 2nd Half: 14-33 42.4% Game: 22-58 37.9%
3FG % 1st Half: 2-9 22.2% 2nd Half: 1-7 14.3% Game: 3-16 18.8%
FT % 1st Half: 2-2 100.0% 2nd Half: 9-18 50.0% Game: 11-20 55.0%

New Mexico 87 • 6-8, 1-0 MW

14	KUIPER, Dane	r	4-7	3-5	2-2	0	4	4	3	13	2	0	0	35	
15	PINCHUK, Vladimir	r	0-0	0-0	0-0	0	1	1	4	0	0	1	1	0	14
01	McNEAL, Chris	c	3-8	1-6	0-0	0	4	4	1	7	4	1	0	22	
08	MALUACH, Makuach	r	1-5	0-0	2-2	1	2	3	1	7	1	1	0	18	
31	SIMONS, Troy	g	1-9	0-5	0-0	0	1	1	2	2	2	0	0	18	
02	LOGWOOD, Sam	g	3-10	1-2	3-4	0	4	4	2	10	0	1	0	22	
03	JACKSON, Antino	g	4-5	2-3	0-0	0	2	2	1	10	9	1	0	18	
05	FURSTINGER, Joe	g	5-7	0-0	2-3	6	6	12	2	13	3	1	2	26	
11	SIMMONS, Jachai	g	6-7	3-4	0-0	0	2	2	15	0	1	0	1	19	
32	MATHIS, Anthony	g	3-5	3-5	2-3	0	1	1	2	11	0	0	0	11	
	Team					0	0	0		2					
	Totals		31-62	14-33	11-14	7	27	34	15	87	21	8	4	9	200

FG % 1st Half:	31.2	37.5%	2nd half:	19.3	63.3%	Game:	27.2	50.0%	Dezob
3FGs 1st Half:	4-17	23.5%	2nd half:	10-16	62.5%	Game:	14-33	42.4%	Rebounds
FT % 1st Half:	8-10	80.0%	Game:	14-14	78.6%				

Officials: John Hoigsons, Tony Padilla, Kelly Self

FG % 1st Half: 12-32 37.5% 2nd Half: 19-30 63.3% Game: 31-62 50.0%
3FG % 1st Half: 4-17 23.5% 2nd Half: 10-16 62.5% Game: 14-33 42.4%
FT % 1st Half: 8-10 80.0% 2nd Half: 3-4 75.0% Game: 11-14 78.6%

Officials: John Higgins, Tony Padilla, Kelly Self
Technical fouls: Air Force-None. New Mexico-None.
Attendance: 10514

Score by periods

Air Force

New Mexico

20 38 58

2017-18 BOX SCORES AND RECAPS

Game 16 - New Mexico 62, Boise State 90

Jan. 3, 2018 | Taco Bell Arena

Late Run Not Enough, Lobos Fall at Boise State

Boise, Idaho --- A 15-1 second-half run was not enough to turn the game around on Wednesday night as The University of New Mexico men's basketball team suffered a 90-62 loss at the hands of the (RV) Boise State Broncos on the road.

The Broncos (13-2, 3-0 MW) took an early 13-0 lead four minutes into the game after a flawless defensive effort left the Lobos (6-10, 1-2 MW) scoreless until junior Anthony Mathis opened the scoring with a 3-pointer at the 15:40 mark.

The three would mark Mathis' first of three on the night as the junior went 3-for-7 from behind the arc, 5-of-11 from the floor for a total of 13 points.

The Lobos were led by senior Joe Furstinger who posted 15 points for his fifth straight game scoring in double digits. He finished four rebounds shy of his fifth straight double-double.

Leading the way for Boise State was sophomore Justinian Jessup who posted a career-high 23 points for the Broncos.

"Boise just played a lot harder than we did, especially to start the game," head coach Paul Weir said. "We just couldn't finish around the rim. Their length around the rim really bothered us and we left a lot of points there."

The Lobos shot 34.9 percent from the floor (22-63) compared to 59.4 percent for the Broncos (38-64). UNM was also outshot behind the arc, 22.2-44.4 percent. The Lobos did, however, hold the advantage from the free throw line, shooting 80 percent (12-15) compared to 50 percent (6-12).

UNM also held the edge in turnovers, forcing 17 while committing just 13.

Wednesday's game snaps the Lobos' four-win streak over the Broncos as UNM has swept Boise State over the past two seasons.

Boise State led by 23 at the half, 45-22, and extended the lead to its largest of the night, 35, with 11:31 left on the clock in the second half. The lead marks the most of any opponent so far this season.

The Lobos exploded for a 15-1 run to close the gap to 21 points on five points from Furstinger, threes from Mathis and junior Dane Kuiper and two points apiece from seniors Sam Logwood and Antino Jackson. The run lasted 3:08 and was ended by a layup from Boise State's Robin Jorch to make it 70-47 with 7:51 left.

The Broncos ran away with the game from there, posting a 9-0 run with three minutes left to put the game out of reach.

UNM will return to action on Saturday, Jan. 6 at home against San José State at 7 p.m. on the Mountain West Network.

Game #16

New Mexico 62 • 6-10 1-2 MW

		Total	3-Ptr			Rebounds			PF	TP	A	TO	Bk	Stl	Min
		FG-FGA	FG-FGA	FT-FTA	FT-FTA	Off	Def	Tot							
##	Player														
05	FURSTINGER, Joe	r	6-10	0-1	3-4	0	6	6	4	15	0	4	0	1	35
34	KUIPER, Dane	r	2-7	1-5	2-3	0	1	1	1	7	2	2	0	2	23
03	JACKSON, Antino	g	2-6	1-3	0-0	2	3	5	2	5	0	3	0	0	27
10	MALUACH, Makuach	g	3-4	0-0	2-2	1	3	4	2	8	1	1	0	0	21
02	MATHIS, Jachai	g	0-2	0-1	0-0	0	1	1	0	0	0	0	0	0	11
01	MCNEAL, Chris	g	1-10	0-5	0-0	0	3	3	1	2	7	0	0	0	24
02	LOGWOOD, Sam	g	1-6	0-0	4-4	1	0	1	0	6	0	1	0	0	18
15	PINCHUK, Vladimir	g	0-0	0-0	1-2	1	1	2	1	1	0	1	0	0	10
31	SIMMONS, Troy	g	2-7	1-5	0-0	0	0	0	4	5	1	1	0	0	22
32	MATHIS, Anthony	g	5-11	3-7	0-0	0	0	0	1	13	1	0	0	1	20
Team						0		2		2					
Totals		22-63		6-27		12-15		5		20		25		16	
FG % 1st Half:		9-36		25.0%		2nd half:		13-27		48.1%		Game:		22-63	
3FG % 1st Half:		3-17		17.6%		2nd half:		3-10		30.0%		Game:		6-27	
FT % 1st Half:		1-2		50.0%		2nd half:		11-13		84.6%		Game:		12-15	
Deadball Rebounds														3	

Boise State 90 • 13-2 3-0 MW

		Total	3-Ptr			Rebounds			PF	TP	A	TO	Bk	Stl	Min
		FG-FGA	FG-FGA	FT-FTA	FT-FTA	Off	Def	Tot							
##	Player														
11	HANEY, Zach	r	5-8	0-0	0-1	4	3	7	1	10	1	2	0	0	25
43	SENGFELDER, Chris	r	3-6	0-3	0-0	1	7	8	0	6	0	2	1	0	26
02	WILLIAMS, Lexus	g	5-9	1-2	0-0	0	4	4	11	5	4	0	0	1	31
03	JESSUP, Justinian	g	9-12	5-7	0-0	0	5	5	0	23	5	4	0	2	29
15	HUTCHISON, Chandler	g	6-12	1-3	4-5	1	9	10	3	17	3	2	0	0	31
08	DICKINSON, Marcus	g	0-1	0-0	0-0	0	1	1	0	0	0	0	0	0	5
02	CHRISTON, Cam	g	0-0	0-0	0-0	0	0	0	0	0	0	0	0	0	2
05	HARWELL, Malek	g	0-0	0-0	0-0	0	0	0	0	0	0	0	0	0	1
10	JORCH, Robin	g	1-2	0-0	1-2	1	1	2	2	3	0	0	0	0	14
22	ALSTON, Derrick	g	0-0	0-0	0-2	0	0	0	0	0	0	0	0	0	1
22	JARDINE, Cassdon	g	1-1	0-0	0-0	0	0	0	2	2	0	0	0	0	5
33	WACKER, Alex	g	0-0	0-0	0-0	0	0	0	0	0	0	0	0	0	1
34	HOBS, Alex	g	8-13	1-3	1-2	0	5	5	3	18	4	3	0	2	29
Totals		38-64		8-18		6-12		9		36		45		15	
FG % 1st Half:		21-36		58.3%		2nd half:		17-28		60.7%		Game:		38-64	
3FG % 1st Half:		3-10		30.0%		2nd half:		5-8		62.5%		Game:		8-18	
FT % 1st Half:		0-1		0.0%		2nd half:		6-12		50.0%		Game:		6-12	
Deadball Rebounds														3	

Officials: David Hall, Larry Spaulding and Rick Randall

Technical fouls: New Mexico-SIMMONS, Troy 2, Boise State-HUTCHISON, Chandler; TEAM.

Attendance: 7557

Score by periods		1st	2nd	Total
New Mexico		22	40	62
Boise State		45	45	90

Last FG - NM 2nd-00:26, BSU 2nd-01:02.

Technical fouls: NM None, BSU by 35:2nd-11:31.

NM led for 00:00, BSU led for 39:47. Game was tied for 00:13.

46

Game 17 - New Mexico 80, San José State 47

Jan. 6, 2018 | Dreamstyle Arena

Lobos Rout San José State, 80-47

ALBUQUERQUE, N.M. --- The University of New Mexico men's basketball team returned to .500 in Mountain West play on Saturday night with an 80-47 victory over San José State in Dreamstyle Arena - The Pit. The Lobos improve to 7-10, 2-2 in the league while the Spartans fall to 3-12, 0-4 MW.

Freshman Makuach Maluach led the Lobos in scoring for the first time in his young career, tallying 15 points while going 6-for-9 from the floor, 2-for-2 from behind the arc. He was one of five Lobos to score in double figures including junior Chris McNeal (12), junior Anthony Mathis (12), senior Antino Jackson (11) and senior Joe Furstinger (10).

The Lobos have had five or more players score in double digits in five games this season.

Furstinger just missed another double-double, posting 10 points and a game-high nine rebounds. He did, however, post his sixth straight game scoring in double figures, collect a career-best five steals, drilling his third career 3-pointer and adding four assists and two blocks to his stat line.

Mathis and junior Jachai Simmons each notched a career-high in rebounds, bringing down six and four, respectively.

As a team, the Lobos outshot the Spartans 46.7 percent to 31.8 percent and went 13-for-36 from behind the arc (36.1 percent) compared to 3-for-11 (27.3 percent) for SJSU. The last time the Lobos played an opponent to less than 35 percent from the floor was on March 4, 2017 against San Diego State (31.5 percent).

"I thought we played much better defense and were able to get some stops, particularly at the start of both halves," head coach Paul Weir said. "We were a little more contained and a little more control-oriented."

"On the defensive end, we worked really hard to keep the ball out of the post."

The Lobos entered Saturday night's contest ranked 15th in the nation in both turnover margin (4.6) and turnovers forced (17.56) and did not disappoint in the categories against SJSU. UNM forced 20 turnovers and committed just six, a season-low for the Lobos. UNM accumulated 28 points off of turnovers compared to just one point for SJSU.

"Generating turnovers is great we've done a great job of that this year," Weir said. "It's completing it on the other end and getting points out of (turnovers) that we need. Tonight was probably one of the first nights that we were able to do that almost all season."

The Spartans' 47 points marks a season low for a Lobo opponent. SJSU tallied 23 points in the first half and 24 in the second, marking the second- and third-lowest allowed by the Lobos in a half this season.

The Lobos got out to as much as a 12-point lead, 18-6, in just the first 8:13, posting an 11-0 run over 1:24 that included back-to-back 3-pointers by Jackson and another from Maluach.

SJSU responded with a 7-0 run of their own to pull the game back within five, 18-10 and again 20-15 with 7:47 left in the first half.

From there, the Lobos took off and never looked back, getting back out to a double-digit lead with 3:29 left in the half, never relinquishing it.

McNeal put the Lobos up by 16 at the half, 39-23, and the Lobos continued to build in the second, allowing the Spartans no closer than 20 points over the final 16:54 of the game. UNM's largest lead of the game, 35, came with 37 seconds left on the clock on a dunk by Simmons, assisted by redshirt-junior Mike Mondragon. Mondragon also scored his first career points in his two minutes on the floor.

The Lobos will remain at home as they take on Wyoming on Wednesday, Jan. 10 in Dreamstyle Arena at 7 p.m. The game will be broadcast on the Mountain West Network.

Game #17

San Jose State 47 • 3-12 0-4 MW

		Total	3-Ptr			Rebounds			PF	TP	A	TO	Bk	Stl	Min
		FG-FGA	FG-FGA	FT-FTA	FT-FTA	Off	Def	Tot							
##	Player														
##	FURSTINGER, Joe	r	2-3	0-0	0-0	0	3	3	4	4	0	4	1	1	14
32	WELAGE, Ryan	r	6-19	2-4	3-3	3	4	7	2	17	2	5	0	0	37
41	CHASTAIN, Ashton	c	2-6	0-0	1-4	3	4	7	4	5	0	0	0	0	24
10	NICHOLS, Isaiah	g	1-5	0-3	0-0	0	4	4	2	3	1	0	0	1	26
20	BAUMANN, Noah	g	1-3	1-2	0-0	1	1	2	0	3	4	0	0	0	23
02	CARLISLE, Nai	g	2-3	0-0	0-0	0	0	0	0	4	0	1	0	0	13
12	SIMMONS, Caleb	g	0-0	0-0	2-4	0	1	1	1	2	1	2	0	0	9
13	BARRY, Oumar	g	0-0	0-0	1-2	0	4	4	3	1	0	0	0	1	16
23	MITCHELL, Brandon	g	0-3	0-1	0-0	0	1	1	1	2	1	0	0	0	15
28	HILLSMAN, Jaycee	g	0-2	0-1	9-11	1	1	2	2	9	1	0	0	0	23
Team						2		3							
Totals		14-44		3-11		16-24		10		24		34		19	
FG % 1st Half:		7-23		30.4%		2nd half:		7-21		33.3%		Game:		14-44	
3FG % 1st Half:		2-5		40.0%		2nd half:		1-6		16.7%		Game:		3-11	
FT % 1st Half:		7-11		63.6%		2nd half:		9-19		69.2%		Game:		16-24	
Deadball Rebounds														5	

New Mexico 80 • 7-10 2-2 MW

		Total	3-PT		Rebounds				PF	TP	A	TO	Bk	Stl	Min
		FG-FGA	FG-FGA	FT-FTA	FT-FTA	Off	Def	Tot							
##	Player														
05	FURSTINGER, Joe	r	3-5	1-2	3-4	1	8	9	3	10	4	1	2	5	31
11	KUIPER, Dane	r	1-9	1-8	1-2	0	1	1	3	4	3	0	0	0	28
15	PINCHUK, Vladimir	r	2-4	0-0	2-5	2	3	5	2	6	1	0	0	0	21
20	SHARON, Arino	r	4-6	1-5	2-6	1	3	4	2	1	0	0	0	0	28
32	MATHIS, Anthony	g	4-10	2-8	2-2	1	5	6	4	12	1	0	0	0	23
01	MCNEAL, Chris	r	4-11	2-8	2-4	0	1	1	10	12	4	2	0	0	32
00	MONDRAGON, Mike	r	1-1	0-0	0-0	0	0	0	2	1	0	0	0	0	2
02	MAJLACH, Makuch	r	6-9	1-2	1-2	4	14	18	1	5	1	0	0	0	23
18	SIMMONS, James	r	3-5	2-3	0-0	3	1	4	1	8	1	0	0	1	19
Totals			28-60	13-36	11-19	12	22	34	21	80	23	6	12	20	
FG % 1st Half: 14-33 42.4%		2nd half: 14-27 51.9%	Game: 28-60 46.7%		Deashell										
3PT % 1st Half: 5-18 27.8%		2nd half: 8-18 44.4%	Game: 11-19 57.9%		4.1										
FT % 1st Half: 6-8 75.0%		2nd half: 5-5 100%	Game: 11-19 57.9%												

2017-18 BOX SCORES AND RECAPS

Game 19 - New Mexico 80, Fresno State 86

Jan. 13, 2018 | Save Mart Center

Pair Scores Career-High, Lobos Nipped by Fresno State

FRESNO, CALIF. --- Despite career-high scoring performances from true freshman Makuach Maluach and junior Anthony Mathis, The University of New Mexico men's basketball team fell by a nine-point margin, 89-80, on the road at Fresno State on Saturday night.

The Lobos (8-11, 3-3 MW) had three players score in double digits as they blasted their way back from a 14-point deficit in the first half. UNM trailed by just two at halftime, 42-40, and led by five with 10:14 left in the second half, but a late Bulldog run put Fresno State ahead for good in the final eight minutes.

The score was tied 11 times and the lead changed nine times throughout Saturday night's matchup.

New Mexico fired at a clip of 51.9 percent (28-54) on the night, just the third time this season that the Lobos have shot over 50 percent and the first time they have lost when doing so. Fresno State (13-6, 3-3 MW), however, shot an arena-record 65.3 percent from the floor, and a program-record 75 percent (9-12) from three.

"To spot a team like that 27 points (nine threes) on the road, it's going to be really hard to come back from," head coach Paul Weir said. "I just think it opened up the rest of the game. When you shoot the ball like that, you're a really tough team to guard. They just didn't miss out there.

"Their size, their strength, their overall athleticism just really wore on us."

Maluach led the Lobos with 21 points on the night followed by Mathis who notched 18. Junior Chris McNeal also contributed double digits, tallying 16 points, his most since UNM's contest vs. Maryland on Nov. 25 and his fourth highest point total as a Lobo.

Mathis went 6-for-9 from the floor including 4-for-6 from three while Maluach was 8-for-15 overall, 5-for-5 from the charity stripe.

Senior Joe Furstinger neared another double-double, but fell short of his seventh straight game scoring in double digits. He registered eight points and eight rebounds as UNM's next leading scorer.

Senior Antino Jackson added seven points while leading UNM in assists (5) and steals (3).

The Lobos drilled the first shot of the game on a Dane Kuiper three before Fresno State went on a 14-0 run to take an 11-point lead at the 14:58 mark. The Bulldogs extended it to 14, their largest lead of the game, with 11 minutes left in the half before UNM began to whittle it away.

The Lobos went into the bonus with 8:18 left and eventually closed the gap to four on a Maluach layup at the 2:29 mark, 38-34. After a Bulldog layup, Furstinger hit a jumper followed by a pair of Maluach free throws to make it 40-38 with 1:06 left. McNeal hit a layup to tie it with 28 seconds left, 40-40.

A quick jumper with four seconds left put UNM down by two at the half, 42-40.

Maluach scored eight points in the first half and added nine in just the first six minutes of the second. The Lobos claimed a five-point lead 64-59 with 10:14 left on a Jackson 3-pointer and another Maluach layup before Fresno State tied the game for the 11th time at the 8:40 mark, 66-66.

Following the tie, the Bulldogs began to slowly pull away, going on a 12-0 run to take a 78-66 advantage. The Lobos would get no closer than seven the rest of the way.

UNM will remain on the road, traveling to UNLV on Wednesday, Jan. 17 to take on the Runnin' Rebels on ESPN3 at 8 p.m. MT.

Game 20 - New Mexico 85, UNLV 81

Jan. 17, 2018 | Thomas & Mack Center

Lobos Come Back for Road Win, Down UNLV 85-81

LAS VEGAS, NEV. --- Six Lobos scored in double digits on Wednesday night, leading The University of New Mexico men's basketball team to an 85-81 comeback victory over UNLV on the road. The win marks UNM's first on the road this season.

"To get a road win, for us is enormous and against a team of this caliber, a top-100 team, it's growth for us," head coach Paul Weir said. "There's a lot of reasons why these things shouldn't be happening, but we're not asking that in that locker room. We're just doing everything we can to make this team the best it can be."

The Lobos improve to 9-11, 4-3 MW with the victory while UNLV falls to 13-5, 2-3 in league play. UNM also claims

After falling behind by as many as 11 points with 6:48 remaining in the second half, the Lobos executed a 13-3 run over two minutes to reduce the UNLV lead to just one, 70-69, with 4:22 left.

The Runnin' Rebels extended their lead back to five with 3:26 left, again with 2:14 left and yet again with 1:15 remaining on the clock on a three-pointer from UNLV's Jovan Mooring.

Sharp-shooting Lobo junior Anthony Mathis, who is firing at an outstanding clip of 45.2 percent from behind the arc on the season, responded with a clutch 4-point play, sinking a 3-pointer and a free throw to make it 81-80 with 1:07 left.

With 40 seconds left, Mooring attempted a three that would have put UNLV up four, but missed and Coach Weir followed with a timeout after the clock had reduced to just 27 seconds.

The Lobos needed just two points to claim the lead out of the timeout, burning 16 seconds looking for the right shot. With 11 seconds left, Mathis boldly drilled another three to give the Lobos a two-point advantage, 83-81.

UNLV stopped the clock with a foul and senior Joe Furstinger knocked in his seventh and eighth consecutive three throws with three seconds left on the clock for the 85-81 victory.

UNM was led once again by freshman Makuach Maluach who netted 19 points followed by senior Antino Jackson who tallied 17 and added five assists and four rebounds. Jackson finished 3-for-7 from 3-point land and went 4-for-4 from the free throw line.

Furstinger collected 14 points and nine rebounds - just missing his sixth double-double of the season. Mathis also added 14 points for UNM, going 3-for-9 from three and 3-for-3 from the charity stripe.

Junior Dane Kuiper racked up 10 points for his sixth time finishing in double figures this season, but also finished second on the team with five rebounds. Freshman Vladimir Pinchuk also tallied 10 points for just his second career game in double digits.

For the fourth straight game, just nine Lobos suited up for the contest, including walkon Mike Mondragon. Mondragon played a career-high four minutes.

"These guys are locked in," Weir said. "They're giving it everything they've got and I'm just really happy for them that they get to feel the feeling of a good road win together."

As a team, the Lobos shot 43.8 percent from the field compared to 48.4 percent for UNLV. The Lobos were also outrebounced 40-34, but UNLV went just 15.4 percent from behind the arc compared to UNM's 38.5 percent.

Despite the late UNLV 11-point advantage, the score was tied 10 times during the contest including five lead changes. UNLV outscored UNM 54-34 in the paint and 18-2 on the fast break. The Lobos outscored the Runnin' Rebels 13-12 off of turnovers and 25-18 in bench points.

The Lobos return home on Saturday, Jan. 20 as they take on San Diego State on CBS SportsNet 5 p.m. MT. Saturday's game will also mark UNM's Domestic Violence Awareness Game during which fans can get \$10 tickets (bench rows 1-10) for arriving in purple (the designated color for domestic violence awareness).

Game #20

New Mexico 85 • 9-11, 4-3

#	Player		Total		3-Ptr		Rebounds		PF	TP	A	T	Blk	Stl	Min	
			FG	FGA	FG	FGA	FT	FTA								
22	MALUACH, Makuach	r	7-12	2-3	3-4	2	1	3	5	19	1	0	0	19		
11	SIMMONS, Jachai	f	0-0	0-0	0-0	0	2	2	0	0	0	0	0	2		
15	PINCHUK, Vladimir	c	5-5	0-0	0-1	0	3	3	1	10	0	0	0	25		
83	JACKSON, Antino	g	5-15	3-7	4-4	1	3	4	17	5	5	0	2	33		
22	MATHIS, Anthony	g	4-12	9-9	3-3	0	2	2	3	14	1	0	0	29		
61	MCNEAL, Chris	c	0-4	0-2	1-2	0	3	3	0	1	0	2	0	18		
40	MONDRAGON, Mike	0	0-0	0-0	0-0	0	0	1	0	0	2	0	0	4		
85	FURSTINGER, Joe	r	3-8	0-1	8-8	3	6	9	4	14	4	1	0	32		
14	KUIPER, Dane	0	4-8	2-4	0-0	3	2	5	4	10	1	1	1	26		
Team															200	
Totals			28-64	10-26	19-22	11	23	34	20	85	12	11	1	5		
FG % 1st Half:			12-30	40.0%	2nd half:			16-34	47.1%	Game:			28-64	43.8%	Rebounds	
3FG % 1st Half:			2-9	22.2%	2nd half:			9-17	47.1%	Game:			10-26	38.5%	1	
FT % 1st Half:			9-10	90.0%	2nd half:			10-12	83.3%	Game:			19-22	86.4%		

UNLV 81 • 13-5, 2-3

#	Player	Total		3-Ptr		Rebounds		PF	TP	A	T	Blk	Stl	Min		
		FG	FGA	FG	FGA	FT	FTA									
10	JUSTISN, Shakur	r	7-10	0-0	0-0	4	10	14	3	14	2	3	0	1	36	
44	MCCOY, Brandon	r	4-10	0-1	1-3	3	3	6	4	9	0	1	1	0	19	
81	CLYBURN, Kris	g	1-8	0-5	1-6	3	1	4	2	3	4	4	1	0	31	
24	JOHNSON, Jordan	g	5-12	1-2	8-8	0	2	2	3	19	5	1	0	1	31	
20	MOORING, Jovan	g	6-12	1-4	5-7	0	2	2	1	18	3	2	0	1	34	
83	HARDY, Amauri	c	2-5	0-1	2-3	1	0	1	1	6	3	0	1	0	24	
11	DEMBELE, Cheickna	c	1-1	0-0	1-2	1	1	2	1	3	1	0	0	0	5	
14	BECK, Terrell	0	0-0	0-0	0-0	1	1	1	0	0	0	0	0	0	4	
34	DIONG, Cheikh Mbakke	0	4-4	0-0	1-1	0	6	6	4	9	0	1	4	2	16	
Team														200		
Totals		30-62	2-13	19-30	13	27	40	20	81	18	12	7	5	200		
FG % 1st Half:		14-32	43.8%	2nd half:	16-30	53.3%	Game:		30-62	48.4%	Rebounds		7	Deadball		
3FG % 1st Half:		0-7	0.0%	2nd half:	2-6	33.3%	Game:		2-13	15.4%						
FT % 1st Half:		7-12	58.3%	2nd half:	12-18	66.7%	Game:		19-30	63.3%						

Officials: David Hall, Randy McCall, Verne Harris
Technical fouls: New Mexico-TEAM, UNLV-MCCOY, Brandon.
Attendance: 10546

Score by periods		1st	2nd	Total
New Mexico		35	50	85
UNLV		35	46	81

Last FG - NM 2nd-00:40, UNLV 2nd-01:55.
Largest lead - NM by 7 1st-12:52, UNLV by 31 2nd-06:48.
NM led for 17:58, UNLV led for 17:27, Game was tied for 40:33.

Game 21 - New Mexico 79, SDSU 75

Jan. 20, 2018 | Dreamstyle Arena - The Pit

Lobos do it again! UNM executes second-half comeback over SDSU

ALBUQUERQUE, N.M. --- For the second-straight game, The University of New Mexico men's basketball team executed a near-flawless second half to earn a four-point victory over a tough Mountain West opponent on Saturday night. UNM topped San Diego State at Dreamstyle Arena by a score of 79-75, coming back from a 10-point halftime deficit.

The Lobos (10-11, 5-3 MW) outscored the Aztecs (11-7, 3-4 MW) 41-27 in the second half of the win, despite SDSU leading for 32:28 on the night. With the victory, UNM is now riding a six-game win streak at home, is 4-1 over its last five games dressing just nine players and has moved into third place in the league.

"(This team) defies a lot of logic and I am just really proud to be a part of them right now. We've bottled something pretty cool," head coach Paul Weir said. "I don't know how long it's going to keep going, but we are just going to keep grinding and keep working right now. The only bad news from this game is that we are going right back to practice tomorrow morning because that's how we got here."

Senior Antino Jackson and junior Anthony Mathis each posted career-high points in the win. Jackson missed 24, surpassing his previous best of 23 which he achieved twice at Akron. Mathis, who entered the game with a career-best 18 points, scored 15 points in the first half and added six more in the second for a new career-high 21.

Jackson went 6-for-10 from behind the arc while Mathis was 4-for-7, contributing a combined 10 of UNM's 13 3-pointers on the night. Jackson also led the Lobos with six assists and did not commit a single turnover.

"On offense, I'm trying to take advantage of the freedom Coach Weir has given me to make plays, be efficient and to be the best I can be," Jackson said. "Our defense was kind of questionable in the first half, so our biggest thing coming into the second half was that we had to make shots, play better defense and get rebounds. And I think that's what we did. We made the adjustments, and that was the biggest thing."

Senior Joe Furstinger registered his sixth double-double, racking up 12 points and 10 rebounds. Freshman Makuach Maluach also turned in a huge effort for UNM, scoring 15 points that included a 6-for-7 stretch at the charity stripe.

Down by 12, 55-43, at the 17:04 mark, the Lobos reduced the SDSU lead to five over a 3:25 stretch, making it 55-50 on a Mathis and a Chris McNeal three as well as a Furstinger free throw.

The Aztecs extended their lead back to seven on a Jackson three reduced it to four, 57-53, with 12:35 remaining.

The game continued in the same fashion, SDSU extending the lead, UNM closing the gap with a clutch three, until the final five minutes.

SDSU led by seven, 73-66, with 5:00 on the clock before UNM executed a 6-0 run on a pair of Jackson free throws, a Mathis three and another free throw from Maluach to cut the deficit to one, 73-72 with 3:42 left.

Just 43 seconds later, that 6-0 run turned into a 9-0 run as Jackson hit yet another three to take the lead for the first time since the 13:39 mark in the first half, 75-73, as the announced crowd of 11,418 roared.

A Pope dunk with 1:51 left tied the game for the second time, 75-75, but with 37 seconds left, Coach Weir took a timeout and with 22 seconds left, Jackson nailed a jumper to reclaim the lead, 77-75. Strong defense on the other end and a Furstinger rebound gave the Lobos the ball back and SDSU was forced to foul.

In remarkably similar fashion to Wednesday's game at UNLV, Furstinger clinched the victory with a pair of free throws with just one second left for the win.

The Lobos shot 41.4 percent from the floor and 44.8 percent from behind the arc while SDSU shot 44.3 percent overall and 38.1 percent from the floor. UNM was outrebounced 40-34 and outscored in the paint 34-18. UNM, which entered the game ranked 12th in the nation in turnover margin and turnovers forced, forced 12 turnovers on the night and committed a season-low five.

"The players that are playing right now have amazing courage. We're sticking together and playing our hearts out, every single one of us," Mathis said. "I know I can speak for myself, I'm exhausted, and like Coach Weir says, after every game, you should be exhausted and dead tired, and that's what I am now for sure."

The Lobos are on a bye week, next taking the court on Saturday, January 27 at 7 p.m. MT against Colorado State at home at Dreamstyle Arena - The Pit. The game will air live on ESPN3.

Game #21

San Diego State 75 • 11-7, 3-4 MW

#	Player	r	Total		3-Ptr		Rebounds		PF	TP	A	T	Blk	Stl	Min
			FG	FGA	FG	FGA	FT	FTA							
05	MCDANIELS, Jalen	r	6-7	0-0	1-1	1	6	7	4	13	0	1	0	0	27
11	MITCHELL, Matt	r	3-5	1-3	0-0	0	2	2	4	7	1	3	0	0	21
21	POPE, Malik	r	5-15	0-1	6-7	3	5	8	1	16	0	1	4	0	31
80	WATSON, Devin	g	5-10	2-3	4-5	1	2	3	16	7	3	0	1	33	
03	KELL, Trey	g	2-8	1-4	0-0	2	4	6	1	5	2	3	0	1	30
10	MONTANA, Max	g	3-8	2-5	0-0	1	5	6	2	8	3	0	1	0	20
20	SCHAKEL, Jordan	g	2-4	2-4	0-0	0	1	5	6	0	0	1	1	1	18
24	NARAIN, Nolan	0	0-0	0-0	2-2	0	1	2	2	0	0	0	0	0	2
42	HEMSLEY, Jeremy	0	1-4	0-1	0-0	1	2	2	2	0	1	0	0	0	16
45	ROSKES, Kameron	0	0-0	0-0	0-0	0	0	1	0	1	0	0	0	0	2
Team							3	4							
Totals			27-61	8-21	13-15	12	28	40	25	75	13	12	6	3	200

2017-18 BOX SCORES AND RECAPS

Game 22 - New Mexico 80, Colorado State 65 Jan. 27, 2018 | Dreamstyle Arena - The Pit

Three In a Row, Lobos Take Down Rams 80-65

ALBUQUERQUE, N.M. --- The University of New Mexico men's basketball team (11-11, 6-3 MW) forced 23 turnovers and racked up 13 3-pointers en route to its third-straight victory on Saturday night at Dreamstyle Arena - The Pit. The Lobos dominated the visiting Colorado State Rams (10-13, 3-7 MW) by a score of 80-65 to claim a solo third place in the Mountain West.

Four Lobos led the squad scoring in double figures including senior Joe Furstinger (13), junior Anthony Mathis (13) and senior Antino Jackson (12). Junior Troy Simons was the fourth double-digit scorer on the night, also posting a team-best 13 points in his return back to the court. Simons has not played in the last five games for UNM.

Jackson added a season-high 11 assists to his 13 points for UNM's second point-assist double-double of the season. Junior Chris McNeal tallied one in the first game of the season against Northern N.M., which marked the first for a Lobo since March 2, 2014.

"I thought this was a gritty game from the standpoint of 'this was a very easy let-up game' that we could have lost, and I'm proud of the guys for working through and getting a win," head coach Paul Weir said. "But I thought we slipped a little this week. I thought we were a little comfortable all the way around ... we didn't have the same edge. I thought that showed up a little bit tonight and we have to get that back every night."

The Lobos got the scoring started nearly a minute and a half into the game with a jumper by freshman Vladimir Pinchuk, followed closely by back-to-back layups from CSU's Che Bob and Furstinger to make it 4-2 UNM. Another Ram layup tied it for the second time, 4-4, at the 17:24 mark before Mathis drained his first of four 3-pointers to put UNM ahead - and the Lobos never looked back.

UNM worked to extend its lead to 15, 30-15, by the 8:32 mark on a Simons three before a CSU 10-2 run closed the Lobo lead back to seven, 32-25 with 5:05 left to play in the first half.

Colorado State got as close as six, 38-32, in the final stretch of the first half on a jumper by Deion James with 1:34 left. The Lobos finished the half on a 6-0 run that included a three for Simons and a last-second 3-pointer from Mathis for a 12-point halftime advantage.

Despite leading 44-32 at the half, the Lobos were outrebounded 16-8 in the first 20 minutes. UNM did however outshoot CSU 55.2-54.2 percent from the field and had a 12-2 advantage in turnovers at the break.

In the second half, Colorado State battled back, cutting the Lobo lead to six twice before closing the gap to five points with 9:02 left, 53-48. The Lobos went off on a 11-2 run to reclaim their double-digit lead, 64-50 and did not again allow the lead to dip below 10 points.

Furstinger sealed the Rams' fate with a dunk with 17 seconds left for the 80-65 final. He has been the last Lobo to score in each of UNM's last three victories, icing both comeback victories over UNLV and SDSU with a pair of free throws.

"Yeah, I mean it's always nice going on a little winning streak, but we're still not satisfied," Furstinger said. "We've still got to come out every night and compete with whatever team we play."

UNM dominated possession of the game, coming away with a 23-7 advantage in turnovers while posting nine steals to just four for CSU. Despite the double-digit win, the Lobos were outshot in each category (53.1-51.9% FG, 50.0-38.2% 3FG, 80.0-73.3% FT) and outscored in the paint 38-30. UNM did capitalize on its turnovers, scoring 30 points to just six for CSU off of turnovers. The Lobo bench also outscored that of the Rams 33-11.

The Lobos hit the road for their next two contests as they continue conference play at Utah State on Wednesday, Jan. 31 and again on Saturday, Feb. 3 at San José State. Wednesday's game at Utah State will air on the Mountain West Network at 7 p.m. MT.

Game #22

Colorado State 65 • 10-13, 3-7 MW

#	Player	Total		3-Pr		Rebounds		PF	TP	A	TO	Bk	Stl	Min
		FG	FGA	FT	FTA	Off	Def							
10	BOB, Che	4	5	1	1	0	0	1	2	9	1	3	0	2
10	JAMES, Deion	8	15	0	0	1	2	6	3	9	2	17	1	32
03	MITCHELL, Raquan	3	10	2	6	0	0	3	3	2	8	2	2	0
15	BONNER, Anthony	2	5	0	0	2	2	3	4	6	2	3	1	27
14	KUPPER, Dane	5	7	0	0	4	4	8	7	15	4	14	2	4
13	JENKINS, Lorenzo	2	5	2	3	0	0	2	2	3	6	1	4	0
14	BERWICK, Robbie	2	2	0	0	1	2	0	0	1	5	2	0	0
21	RYAN, Logan	0	0	0	0	0	0	1	0	0	1	0	0	6
Team		1		2		1		2		2		2		2
Totals		26	49	5	10	8	10	15	20	35	19	65	11	23

FG % 1st Half: 13-24 54.2% 2nd half: 13-25 52.0% Games: 26-49 53.1%
3FG % 1st Half: 4-6 66.7% 2nd half: 1-4 25.0% Games: 5-10 50.0%
FT % 1st Half: 2-2 100.0 2nd half: 6-8 75.0% Games: 8-10 80.0%

New Mexico 80 • 11-11, 6-3 MW

#	Player	Total		3-Pr		Rebounds		PF	TP	A	TO	Bk	Stl	Min
		FG	FGA	FT	FTA	Off	Def							
05	FURSTINGER, Joe	6	9	0	1	1	2	1	3	4	1	3	1	2
15	PINCHUK, Vladimir	3	5	0	0	1	0	1	2	7	0	1	1	0
03	JACKSON, Antino	4	8	2	6	0	0	0	0	12	11	1	0	2
14	KUPPER, Dane	0	3	0	0	2	2	0	1	1	2	4	0	2
02	MATHIS, Anthony	4	9	4	9	1	2	1	2	3	10	0	0	0
01	McNEAL, Chris	1	5	1	4	0	0	1	1	3	3	1	0	0
10	MALUACH, Makuach	3	5	1	2	2	2	9	3	3	0	0	0	0
11	SIMONS, Jachai	3	4	2	3	0	0	1	8	1	0	0	0	9
13	SIMONS, Troy	4	6	3	5	2	1	0	1	13	1	0	0	17
Team		2		2		2		1		1		1		2
Totals		28	54	13	34	11	15	7	8	15	13	80	23	7

FG % 1st Half: 16-29 55.2% 2nd half: 12-25 48.0% Games: 28-54 51.9%
3FG % 1st Half: 6-18 44.4% 2nd half: 5-16 31.3% Games: 13-34 38.2%
FT % 1st Half: 4-6 66.7% 2nd half: 7-9 77.8% Games: 11-15 73.3%

Officials: Randy McCall, Shawn Lehing, Ryan McDaniel
Technical fouls: Colorado State-MITCHELL, Raquan. New Mexico-TEAM.
Attendance: 12438

Score by periods	1st	2nd	Total
Colorado State	32	33	65
New Mexico	44	36	80

Last FG - CSU 2nd-01:24, NM 2nd-00:17.
Largest lead - CSU None, NM by 15 1st-08:32.
CSU led for 00:00, NM led for 36:05. Game was tied for 01:55.

Game 23 - New Mexico 80, Utah State 89 Jan. 31, 2018 | Dee Glen Smith Spectrum

Short-Handed Lobos Edged at Utah State

LOGAN, UTAH --- Despite dressing just seven players on Wednesday night, The University of New Mexico men's basketball team (11-12, 6-4 MW) closed a 15-point deficit to just three with one minute left before falling 89-80 on the road at Utah State (13-11, 6-5 MW). Four players saw 34 minutes or more on the floor to tie or set personal-highs for most minutes in a game.

Junior Anthony Mathis paced the Lobos in the near-comeback with a career-high 25 points in his career-high 36 minutes, followed by junior Chris McNeal with 21 points in his season-high 36 minutes. McNeal's 21 points marked his third time this season scoring 20+ points and his most points in a game since he scored 29 in the fourth game of the season against Tennessee Tech.

Senior Joe Furstinger played nearly the entire 40 minutes, tallying six points, nine rebounds, six assists, three blocks and one steal. Freshman Makuach Maluach was the third Lobo to register double figures, collecting 15 points, while finishing second on the team in rebounds with six.

"Unfortunately we just couldn't get any stops tonight...I'm disappointed we lost. I felt like we had a chance to win the game. We were not very good mentally tonight," head coach Paul Weir said. "I don't know if that was the distractions of guys not being here, I don't believe it's fatigue, but maybe it could have been."

"We're disappointed, we have to get better, we'll worry about some of the other distractions but we just made a lot of mental errors we can't make to win a basketball game like this and that's what's disappointing - there are no moral victories."

It was a game of stretches in Logan as both teams traded significant runs in the final 10 minutes of the match. Utah State led the majority of the game and built a 15-point lead at the 10:25 mark until a resilient, understarved UNM squad rallied back, pulling out a 9-0 run that included back-to-back threes from Mathis and junior Troy Simons to make it a six-point game, 70-64, with eight minutes to play.

The Aggies responded with a 9-0 run of their own, increasing the lead back to 15, 79-64 with 5:28 left on the clock.

The Lobos made a mad dash for the win over the ensuing four minutes, going on a 16-4 run that included a trio of Mathis 3-pointers and was capped by a triumphant Simons dunk to make it a three-point game, 83-80, with 1:03 left. Mathis went 6-for-10 from three on the night.

USU's Quinn Taylor hit a layup to make it a five-point game, 85-80, with 32 seconds left but Mathis racked up his fifth foul on the play, putting Taylor at the line for the and-one that put Utah State up six.

Another pair of Lobo fouls over the final 27 seconds added four more free throws from the Aggies for the 89-80 final.

On the night, the Lobos shot 48.3 percent from the field, normally enough for the victory as UNM entered the game 8-2 when shooting between 40-49.9 percent. Utah State fired at a clip of 56.4 percent, however, going 31-of-55 from the floor. Both teams scored 13 3-pointers as the Lobos finished 13-for-28 (46.4%) and the Aggies connected on 13-of-24 (54.2%).

The Lobos forced 13 turnovers and committed just 10 but were outrebounded 32-25.

Leading the Aggies was sophomore guard Koby McEwen who scored a career-high 31 points to go along with 13 rebounds. He went 10-of-15 from the floor including 6-of-8 from 3-point range and a perfect 5-for-5 from the free throw line. He led four Aggies in double figures. McEwen played all 40 minutes for Utah State as the team fielded just eight players on the court on the night.

The Lobos return to Albuquerque for just a day before hitting the road again, this time to San José State on Saturday, February 3 at 4 p.m. MT. The game will air live on AT&T SportsNet.

Game #23

New Mexico 80 • 11-12, 6-4 MW

#	Player	Total		3-Pr		Rebounds		PF	TP	A	TO	Bk	Stl	Min
		FG	FGA	FT	FTA	Off	Def							
05	FURSTINGER, Joe	7	9	0	0	0	0	4	5	9	2	6	0	3
14	KUPPER, Dane	1	6	0	0	2	2	2	2	5	1	1	0	1
01	McNEAL, Chris	8	15	3	6	2	2	0	2	2	21	3	1	0
10	MALUACH, Makuach	6	9	2	3	1	2	4	6	15	2	3	0	1
14	MATHIS, Anthony	8	13	6	10	3	3	0	2	5	25	5	3	0
04	MONDRAAGON, Mike	0	0	0	0	0	0	0	0	0	0	0	0	0
13	SIMONS, Troy	3	11	2	6	0	1	2	3	8	1	2	0	1
Team		1		1		1		2		1		1		2
Totals		29	60	13	28	9	10	8	17	25	16	80	18	10

FG % 1st Half: 13-35 37.1% 2nd half: 16-25 64.0% Games: 29-60 48.3%
3FG % 1st Half: 5-17 29.4% 2nd half: 8-11 72.7% Games: 13-28 46.4%
FT % 1st Half: 4-4 100.0 2nd half: 5-6 83.3% Games: 9-10 90.0%

Utah State 89 • 13-11, 6-5 MW

#	Player	Total		3-Pr		Rebounds		PF	TP	A	TO	Bk	Stl	Min
		FG	FGA	FT	FTA	Off	Def							
10	TAYLOR, Quinn	7	9	0	0	1	2	4	1	5	3	15	0	1
05	BROWN JR., Dwayne	6	13	3	6	0	2	3	5	15	2	1	1	3
01	McEWEEN, Koby	10	15	6	8	5	0	13	3	2	31	6	5	0
03	MERRILL, Sam	5	9	3	6	5	0	3	3	2	18	3	2	0
24	BRITO, Diego	2	5	0	2	2	2	1	2	3	0	6	3	1
04	AINGE, Crew	0	0	0	0	0	0	0	0	0	0	1	0	0
23	NICHOLS, Daron	1	4	1	3	1	2	1	0	4	4	0	0	0
30	PORTER, Abel	0	0	0	0	0	0	0	0	0	0	1	0	0
Team		1		1		1		2		1		1		3
Totals		31	55	13	24	14	17	9	23	32	12	89	15	13

FG % 1st Half: 15-29 51.7% 2nd half: 16-26 61.5% Games: 31-55 56.4%
3FG % 1st Half: 6-13 46.2% 2nd half: 7-11 63.6% Games: 13-24 54.2%
FT % 1st Half: 3-4 75.0% 2nd half: 11-13 84.6% Games: 14-17 82.4%

Officials: David Hall, Tony Padilla, Kevin Brink
Technical fouls: New Mexico-None. Utah State-None.

Attendance: 6345

Score by periods	1st	2nd	Total
New Mexico	35	45	80
Utah State	39	50	89

Last FG - NM 2nd-01:03, USU 2nd-00:32.
Largest lead - NM by 4 1st-03:04, USU by 15 2nd-12:19.
NM led for 02:39, USU led for 36:10. Game was tied for 01:11.

Game 24 - New Mexico 71, San José State 68 Feb. 3, 2018 | The Event Center

Lobos Win On the Road at San José State

SAN JOSE, CALIF. --- The University of New Mexico men's basketball team claimed a 71-68 victory over the San José State Spartans on Saturday marking its second road victory of the season and first in cherry uniforms. With the win, the Lobos once again even their record and claim sole possession of third place in the Mountain West.

UNM (12-12, 7-4 MW) was led by four players to score in double figures including senior Antino Jackson (17), junior Anthony Mathis (15), senior Joe Furstinger (12) and senior Sam Logwood (10). Furstinger also added seven rebounds, four offensive, a career-high tying four blocks, an assist and a steal.

With the loss, SJSU falls to 3-19 on the season and remains winless in the Mountain West (0-11).

The Lobos started out strong opening with 3-pointers from Mathis and junior Chris McNeal before going on a 10-0 run to make it an 11-point game, 13-2, at just 15:23 mark.

UNM stretched the lead to 13, the largest of the game, with 10:14 left in the first half on another Mathis three, making the score 21-8. Mathis went 4-of-8 from behind the arc on the night.

It was then that SJSU began a comeback that led to a three-point Spartan lead at the half. SJSU went on a 17-3 run over 5:24 to overcome the deficit and claim the lead, 25-24.

The score was tied twice more before UNM went into the half down 39-36. The Lobos are now 3-11 on the season when trailing at the half, 3-4 in conference play.

A Furstinger layup kicked off the second half and reduced the home-team lead to one, 39-38. After a good SJSU free throw, Jackson hit another three to give the Lobos back the lead, 41-40, with 17:23 left to play.

UNM went up by as much as six, 48-42, following a Mathis three and a Logwood layup before SJSU's Jaycee Hillman tied it up again, 53-53 with 8:35 left. The score was also tied at 57-57 and junior Troy Simons nailed two threes within 35 seconds to put the Lobos back up by one.

The final tie was a 62-62 score with 4:12 left when UNM's Logwood hit a layup followed by a Furstinger free-throw to put UNM up by three, 65-62, with 3:02 left.

Logwood drew a foul with 1:49 on the clock and the Lobos up by two, hitting both free throws to make it a four-point game. A Furstinger steal put the ball back in Logwood's hands for a layup for another six-point advantage, 69-63. SJSU went on a 5-1 run over 36 seconds to narrow it back to a two-point game, 70-68 until Logwood iced it with another free throw with two seconds left for the 71-68 final.

Mathis has now registered 11-straight games scoring in double digits. Overall, the Lobos were outshot 47.1-41.4 percent and outrebounded 43-19. However, UNM went 11-of-35 from behind the arc (31.4 percent) compared to 3-of-13 (23.1 percent) for the Spartans.

Saturday marked the first time this season that both the UNM men's and women's basketball teams won on the same day.

The Lobos return to action on Tuesday as they host (RV) Boise State at 8 p.m. on ESPN2 in Dreamstyle Arena - The Pit.

Game #24

New Mexico 71 • 12-12, 7-4 MW

#	Player	Total		3-Pr		Rebounds		PF
---	--------	-------	--	------	--	----------	--	----

2017-18 BOX SCORES AND RECAPS

Game 25 - New Mexico 71, Boise State 70 Feb. 6, 2018 | Dreamstyle Arena

Lobos Drop Heartbreaker to (RV) Boise State, 73-71

ALBUQUERQUE, N.M. --- The University of New Mexico men's basketball team suffered a narrow 73-71 loss to (RV) Boise State after leading by as many as 13 points on Tuesday night in Dreamstyle Arena - The Pit. The Lobos led by six with 1:47 left but an 8-0 run by the Broncos over the final minute sealed the Lobo loss.

Boise State (20-4, 10-2 MW) led for just 2:34 the entire night while the Lobos (12-13, 7-5 MW) held the advantage for 36:28 before the final Bronco push.

"Their offensive rebounding really hurt us, and our offensive ineptitude really got us in the second half," head coach Paul Weir said. "We, unfortunately, turned the ball over at some really inopportune times, on some really basic plays."

"...Our defense really stepped up tonight and had a pretty good game, and our offense really let us down...We have to get better offensively, it was a rough night."

The Lobos ultimately outshot the Broncos 46.2 percent to 43.5 percent from the floor, but UNM had a commanding 55.2 percent to 39.3 percent advantage at the halfway mark. In the second half, Boise State roared back with a 47.1 shooting percentage while UNM shot just 34.8 percent from the field.

UNM dominated from behind the arc, connecting on 11 3-point attempts while the Broncos scored just four from 3-point land. Tuesday's contest marked the sixth straight game that the Lobos have scored 10 3-pointers or more, a feat which the squad has achieved 17 times this season. UNM also entered the game ranked seventh in the nation in 3-pointers made per game (11.0).

Junior Anthony Mathis led the Lobos in scoring with 17 points, going 4-for-6 from behind the arc, 5-for-10 from the floor, followed by classmate Dane Kuiper (11 points, 5 rebounds) and senior Antino Jackson (10 points, 3 assists). Senior Joe Furstinger collected eight points and seven rebounds along with a new career-high five blocks.

Mathis is riding a 12-game streak scoring in double figures.

The Lobos began the game with high energy in front of their home crowd of 11,357, getting out to an early four-point lead, 10-6. The early advantage was fueled by a quick eight points from Kuiper, who tallied a pair of threes and a jumper in the first 3:32 of the game.

Boise State called its first timeout when junior Chris McNeal hit a three to make it 19-14 and the Broncos came out of the timeout to tie it, 19-19. The Broncos called three of their four timeouts in the first half of the game.

With 6:24 left in the first half, Kuiper hit a jumper to put UNM up by three, 28-25. It was then that Mathis posted back-to-back 3-pointers to jump ahead by nine, followed by a pair of free throws for a 10-0 run, eight of which were off the fingertips of Mathis.

UNM went into the break with a commanding 11-point lead, 40-29, and was able to maintain at least a five-point advantage until the 5:12 mark in the second half when Boise State cut it to four. The teams went back-and-forth but the Lobos went up by seven on a pair of free throws from senior Antino Jackson with 3:03 left.

It was then that the Broncos turned up the gas, closing on a 10-2 run from there for the win.

The Lobos led with 53 seconds on the clock, 71-68, but after BSU standout Chandler Hutchison stole the ball from junior Troy Simons and followed it with a dunk, the Lobos found themselves up by just one, 71-70, with just 22 seconds left. A defeated-looking Lobo squad then took a timeout, committed a turnover, missed a 3-point attempt and committed a foul, all within 11 seconds.

Hutchison hit a layup to take the lead 72-71 with 16 seconds left, and was followed with a free throw from Justinian Jessup to clinch the win with nine seconds on the clock.

The close, intense game finished in surprising fashion as both teams got into a scuffle following the expiration of the game clock.

Hutchison helped lead BSU with 23 points and 12 rebounds on the night after posting eight points and four rebounds in the first half. Chris Sengfelder was Boise State's leading scorer with 24 points to go along with eight rebounds.

The Lobos are set to return to action on Saturday, Feb. 10, as they travel to Air Force for a 2 p.m. contest to be aired live on ESPN3.

Game #25

Boise State 73 • 20-4, 10-2 MW

#	Player	F	T	FG	FGA	FT	FTA	Rebounds	PF	TP	A	T	Bk	Stl	Min
11	HANEY, Zach	r	2-10	0-1	4-4	4	3	7	1	8	0	2	0	0	27
4	SENGFELDER, Chris	f	8-11	2-3	6-6	7	1	8	1	24	1	1	0	2	32
2	WILLIAMS, Lexus	g	2-4	1-2	0-0	0	0	5	0	5	0	1	0	1	12
03	JESSUP, Justinian	g	0-2	0-0	1-2	0	4	2	1	2	1	0	0	0	28
15	HUTCHISON, Chandler	g	10-16	0-2	3-3	0	12	13	3	23	2	2	1	4	32
00	DICKINSON, Marcus	g	2-9	1-3	0-0	0	3	3	1	5	0	0	0	0	29
05	HARWELL, Malek	g	0-0	0-0	1-2	0	0	0	1	0	0	0	0	0	3
22	JARDINE, Casdon	g	0-1	0-1	0-0	0	0	0	0	0	0	0	0	0	1
33	WACKER, David	g	0-1	0-0	0-0	1	4	5	0	0	2	1	0	0	8
34	HOBBS, Alex	g	3-8	0-0	0-0	1	0	1	1	6	1	2	0	1	28
	Team					1	0	1							
Totals			27-62	4-12	15-17	14	27	41	14	73	6	10	1	8	200

FG % 1st Half: 11-28 39.3% 2nd half: 16-34 47.1% Game: 27-62 43.5%
3FG % 1st Half: 1-7 14.3% 2nd half: 3-5 60.0% Game: 4-12 33.3%
FT % 1st Half: 6-6 100.0 2nd half: 9-11 81.8% Game: 15-17 88.2%

Deadball
Rebounds
0.1

New Mexico 71 • 12-13, 7-5 MW

#	Player	F	T	FG	FGA	FT	FTA	Rebounds	PF	TP	A	T	Bk	Stl	Min
05	FURSTINGER, Joe	r	3-6	0-0	2-2	0	7	7	2	8	2	1	5	1	37
00	MALUACH, Makuach	r	2-5	0-0	1-2	0	0	5	5	0	1	0	0	0	11
01	MCNEAL, Chris	g	2-6	2-5	0-0	0	2	2	0	6	5	0	0	0	21
14	KUIPER, Dane	g	4-6	2-4	1-2	0	5	5	0	11	1	1	0	0	23
32	MATHIS, Anthony	g	5-10	4-6	3-4	0	0	1	17	1	1	1	0	0	29
02	LOGWOOD, Sam	g	4-9	0-0	0-0	2	3	5	4	8	2	1	0	1	31
23	MATHIS, Antino	g	2-7	2-6	4-4	0	2	2	1	13	3	4	0	0	21
31	SIMONS, Troy	g	2-3	1-2	1-2	1	4	5	2	6	1	1	1	2	27
	Team					0	0	0							
Totals			24-52	11-23	12-16	3	23	26	15	71	15	11	6	8	200

FG % 1st Half: 16-29 55.2% 2nd half: 8-23 34.8% Game: 24-52 46.2%
3FG % 1st Half: 6-14 42.9% 2nd half: 9-9 55.6% Game: 11-23 47.8%
FT % 1st Half: 2-2 100.0 2nd half: 10-14 71.4% Game: 12-16 75.0%

Deadball
Rebounds
1

Score by periods	1st	2nd	Total
Boise State	29	44	73
New Mexico	40	31	71

Last FG - BSU 07:20-00:34, NM 07:20-00:51.
Largest lead - BSU by 13 07:20-00:34, NM by 13 01:41-02:42.
BSU led for 11:47, NM led for 36:28, Game was tied for 01:45.

Score tied - 3 times.
Lead changed - 4 times.

Game #26

New Mexico 92 • 12-14, 7-6

#	PLAYER	F	FG-FGA	FG-FGA	FT-FTA	Off Def Tot	PF	TP	A	T	Bk	Stl	Min
10	MALUACH, Makuach	r	10-14	6-7	0-0	1 3 4	4	26	1	3	0	3	38
14	KUIPER, Dane	r	0-4	0-3	4-4	0 2 2	2	4	0	2	1	0	26
01	MCNEAL, Chris	g	4-10	1-5	1-2	0 1 1	2	10	1	2	0	1	26
02	LOGWOOD, Sam	g	3-7	0-0	8-10	2 3 5	2	14	0	2	0	0	21
31	SIMONS, Troy	g	4-8	3-4	0-0	0 4 4	3	11	3	1	0	0	31
03	JACKSON, Antino	g	3-7	2-4	2-4	0 5 5	4	10	10	4	0	1	25
11	SIMMONS, Jachai	g	1-1	0-0	0-0	0 0 0	1	2	0	1	0	0	8
05	PINCHUK, Vladimir	g	0-0	0-0	0-0	0 1 1	4	0	0	0	0	0	7
32	MATHIS, Anthony	g	3-5	2-4	7-8	1 0 1	4	15	0	2	0	1	18
	Team					0 1 1							
Totals			28-56	14-27	22-28	6 18 24	92	15	17	1	6	200	

FG % 1st Half: 17-29 58.6% 2nd half: 11-27 40.7% Game: 28-56 50.0%
3FG % 1st Half: 9-15 60.0% 2nd half: 4-12 33.3% Game: 14-27 51.9%
FT % 1st Half: 10-12 83.3% 2nd half: 12-16 75.0% Game: 22-28 78.6%

Deadball
Rebounds
4

Air Force 100 • 10-13, 4-7

#	Player	F	T	FG	FGA	FT	FTA	Rebounds	PF	TP	A	T	Bk	Stl	Min
12	SCOTTIE, Lavelle	r	7-12	0-1	1-1	2	4	6	3	15	1	2	1	0	22
10	RYAN, Ryan	r	6-12	0-3	5-5	3	7	10	2	17	1	2	2	1	30
02	SIPLES, CJ	g	3-4	0-1	3-4	0	1	1	5	9	5	1	0	1	20
03	TOMES, Sid	g	3-7	2-6	2-2	0	3	3	5	10	5	1	0	1	31
20	LYONS, Trevor	g	4-9	0-0	8-9	1	4	5	4	16	3	0	0	0	32
05	PINCHUK, Vladimir	g	5-6	0-1	4-5	1	1	2	0	14	2	1	0	0	18
13	BROWN, LeSean	g	0-0	0-0	0-0	0	0	0	0	0	0	1	0	0	2
15	VAN, Jacob	g	3-4	1-2	0-0	1	1	2	5	7	3	3	0	1	14
32	MANNING, Ryan	g	2-3	2-3	0-0	0	1	1	0	6	0	0	0	0	12
33	TOOMEY, Frank	g	0-0	0-0	0-0	0	1	1	2	0	0	0	0	1	5
44	VAN SOULEN, Keaton	g	3-4	0-1	0-0	1	0	1	1	6	0	2	0	1	14
	Team					0	1	1							
Totals			36-61	5-18	23-26	9	24	33	27	100	20	15	5	5	200

FG % 1st Half: 13-27 48.1% 2nd half: 23-34 67.6% Game: 36-61 59.0%
3FG % 1st Half: 4-12 33.3% 2nd half: 1-6 16.7% Game: 5-18 27.8%
FT % 1st Half: 16-17 94.1% 2nd half: 7-9 77.8% Game: 23-26 88.5%

Score by periods	1st	2nd	Total
New Mexico	53	39	92
Air Force	46	54	100

Last FG - NM 20:00-01, AF 2nd-01:00.
Largest lead - NM by 11 11:09-47, AF by 12 2nd-01:00.
NM led for 22:52, AF led for 13:54, Game was tied for 03:14.

Score tied - 3 times.
Lead changed - 3 times.

Game 27 - New Mexico 78, Utah State 63 Feb. 14, 2018 | Dreamstyle Arena

Lobos Tie Record in 15-point Win Over Utah State

ALBUQUERQUE, N.M. --- The University of New Mexico men's basketball team earned a 15-point victory over Utah State on Wednesday night at Dreamstyle Arena - The Pit, tying a 20-year-old program record for most 3-pointers in a season with 301 (1997-98). Junior Anthony Mathis went off on the night, tying his career-high 25 points en route to the 78-63 win.

Mathis not only tied his career-high in total points, which he set on Jan. 31 at Utah State, but notched a new career-best seven 3-pointers in a single game, which ties for ninth all-time in Lobo history. He paced four Lobos in double figures including freshman Makuach Maluach (16), senior Sam Logwood (10) and junior Chris McNeal (10).

Logwood tallied three dunks in the game, including two within the last 1:30, and Maluach had two.

With the win, the Lobos improve to 8-6 in the Mountain West, 13-14 overall, while Utah State falls to 7-7 in league play, 14-13 on the season.

"I thought our depth, more than anything, wore them down a little bit," head coach Paul Weir said. "I felt that as an overall team, if we could wear them down, that it would give us a good chance to win and fortunately, it did tonight."

"I thought we did a much better job in the second half of just moving the ball ... That's the way I like basketball. I just love team, fundamental-oriented basketball, and it's fun to watch when you're doing it."

The first half of the contest was a tough one for the Lobos. UNM shot just 39.4 percent compared to 54.2 percent for the Aggies and Utah State led for 14:13 of the opening period.

Maluach hit a 3-pointer to bring the Lobos within two, 27-25 with 4:14 left in the first half before Mathis, who had scored just a pair of free throws, went off for 11 straight points including three 3-pointers over 2:50. Mathis helped UNM close the first half 14-7 for a two-point advantage at the break, 36-34.

Utah State captured the momentum in the start of the second half, rallying for an 8-0 run on an opening dunk and a pair of 3-pointers by Aggie leader-scorer Sam Merrill, forcing Coach Weir to call a timeout with the Lobos trailing by six, 42-36. Merrill finished with a career-high 33 points including 7-of-8 from behind the arc.

Out of the timeout, the Lobos began to pile back on the pressure, going on a 7-0 run, capped by a three from junior Dane Kuiper, to jump back ahead by one, 43-42, at the 16:17 mark.

Neither team was able to get out by more than two for 5:10, until a pair of Aggie free throws put USU up by four, 50-46, at the 11:07 mark. A layup from senior Joe Furstinger closed the gap back to two and it wasn't until a Maluach dunk with 8:32 on the clock sparked a dominant Lobo offense.

Maluach's dunk broke the sixth tie of the game to put the Lobos back on top 54-52 and marked the beginning of an 11-0 UNM run over 1:39 to take an 11-point advantage, the largest lead of the game to that point. The run consisted of a trio of back-to-back Mathis 3-pointers (9 points) within 1:07.

The run put the game out of reach for the winded Aggies and the Lobos closed the game on a pair of Logwood dunks over the final 1:30 for the final 15-point victory.

The win comes after the Lobos led to Utah State on the road earlier this season by a score of 89-80 with just seven players in uniform. The Lobos had cut a 15-point deficit to three with just one minute left before the Aggies held on for the win in Logan.

Mathis scored 20 of his 25 points within a 3:50 span finishing 8-for-12 on the night, 7-of-10 from behind the arc and 2-for-2 at the charity stripe. He also collected a pair of steals and three rebounds.

"I was just waiting for my opportunity to get my shot up. It didn't really happen in the first ten minutes," Mathis said. "After I saw that first one go down, every time I saw a clean look at the rim, I was just going to let it go."

Furstinger led the Lobos with seven rebounds while senior Antino Jackson followed with six rebounds and a team-best three steals. Maluach went 7-of-12 from the floor and added a block, a steal and three rebounds.

The Lobos went 53.1 percent from the floor in the second half for a total average of 46.2 percent on the night, compared to 51.3 percent for the Aggies. The Lobos also dominated in fast-break points (24-9), points in the paint (36-14) and points off of turnovers (23-8). UNM forced 23 turnovers on the night.

The Lobos get a little rest over the weekend and return to action on Tuesday, Feb. 20, at Wyoming. Tipoff is scheduled for 7 p.m. live on AT&T SportsNet.

Game #27

Utah State 63 • 14-13, 7-7 MW

#	PLAYER	F	T	FG	FGA	FT	FTA	Reb	Def	Tp	Pf	TP	A	To	Bk	Stl	Min
10	TAYLOR, Quinn	r	2-4	0-1	0-0	1	2	3	3	4	3	0	0	0	0	0	33
25	BROWN JR., Dwayne	r	0-4	0-2	0-0	1	4	5	1	0	1	3	0	0	0	1	24
01	MCWEEN, Koby	g	2-5	1-3	5-7	0	6	6	4	10	1	7	1	1	1	1	23
03	MERRILL, Sam	g	11-16	7-8	4-4	0	1	1	33	1	6	1	0	0	0	0	39
24	BRITO, Diogo	g	3-4	2-2	1-2	0	7	7	1	9	3	3	0	3	1	32	
00	ISBY, DeAngelo	g	2-2	0-0	0-0	0	1	1	2	4	0	2	0	0	0	11	
04	AINGE, Crew	g	0-0	0-0	2-2	0	0	0	0	2	0	0	0	0	0	5	
03	PEARKE, Julian	g	0-1	0-1	0-0	0	1	1	1	0	1	0	0	0	0	2	
11	DARGENTON, Alex	g	0-0	0-0	1-2	0	2	2	1	1	1	0	0	0	0	9	
23	HENSON, Daron	g	0-3	0-3	0-0	0	0	0	0	2	0	0	0	0	0	13	
30	PORTER, Abel	g	0-0	0-0	0-0	0	1	1	0	0	1	0	0	0	0	6	

2017-18 BOX SCORES AND RECAPS

Game 28 - New Mexico 119, Wyoming 114
Feb. 20, 2018 | Arena-Auditorium

Lobos Break Records, Put Up 119 at Wyoming

LARAMIE, WYO. --- The University of New Mexico men's basketball team earned an exciting 119-114 victory on the road at Wyoming on Tuesday night, marking the first time the Lobos have claimed a win inside Arena-Auditorium since January 2014. The Lobos' 119 points is a record for most points allowed by Wyoming in their home arena in the history of the program.

- The Lobos notched several records on the night and had multiple notable performances including:
- UNM broke the all-time program record for most 3-pointers in a season (301). The new record is now set at 314.
 - The Lobos broke the record for most points scored in a conference game, previously 113 set against Utah on Jan. 28 1978.
 - With a total score of 233 points between both squads, the Lobos broke the record for most points scored in a conference game by both teams (previously 209).
 - Senior Sam Logwood and junior Troy Simons finished the game with 24 points apiece off the bench, tying for 11th all-time in Lobo history for most points scored off the bench.
 - Freshman Makuach Maluach now ranks 9th in Lobo history in most points scored by a freshman (278).

With the win, the Lobos improve to 9-6 in Mountain West play, 14-14 on the season, and claim solo fourth place in the league standings. Wyoming drops to sixth in the standings with an 8-7 record, 17-11 overall. Prior to Tuesday's game, Wyoming was 11-3 at home including a pair of victories over the top two teams in the league, No. 20 Nevada and (RV) Boise State.

The Lobos were led on the night by Logwood and Simons who collected 24 points apiece. Logwood went 11-for-12 from the floor collecting nine rebounds while Simons was 8-for-11 on the night including 4-for-6 from behind the arc.

Four other Lobos scored in double figures including Maluach (20), junior Chris McNeal (17), junior Dane Kuiper (11) and junior Anthony Mathis (10). Mathis extends his double-figure streak to 15 games.

As a team, the Lobos fired at a clip of 61.7%, though allowed the Cowboys to shoot 57.8% from the floor. Wyoming outshot the Lobos from 3-point range 56.5 percent to 48.1 percent, though both teams netted 13 3-pointers.

"I thought in the second half to start, I thought we were pretty good. We got a little bit of a lead there," head coach Paul Weir said. "And then that last 10 minutes was as wild a 10 as I've ever been a part of. From the fouling to the up-and-down, it was just kind of a really weird game. I'm thankful we got the win, but I don't think I've ever been part of a game like that."

After heading into the half up by two, 55-53, the Lobos came out of the locker room letting up five straight points to allow Wyoming to get out to a 3-point lead. It was then that the Lobos went off on a 12-0 run that included a Simons jumper, steal and 3-pointer all within 10 seconds. The run was sparked by a 3-pointer from Antino Jackson and capped by a dunk by Logwood for a nine-point Lobo lead, 67-58, with 16:50 on the clock.

In a game that had eight lead changes, the Lobos never trailed again, getting out to a 10-point lead with 8:40 left and extending it to a game-high 15-point lead with 3:19 left on a 3-pointer by Mathis, 99-84. From that point, the Lobos scored 20 more points over the final stretch, 18 of which came from free throws.

Wyoming continued to penetrate the Lobo defense to close out the game, reducing the 15-point UNM advantage to just five as time expired. The Cowboys hit a pair of clutch 3-pointers with less than 21 seconds on the clock and scored 12 points over the last 36 seconds of the contest.

Both teams combined for an incredible 64 fouls (32 apiece) en route to 59 combined free throws made. The Lobos scored a season-high 32 points from the stripe while the Cowboys notched 27, the most against UNM this season.

Maluach scored 12 of his 20 points on the night from the free-throw line, going 12-for-15, followed by McNeal who was 10-for-12.

The Lobos return to action on Sunday, February 25 as they take on UNLV in a special 12 p.m. contest to be aired live on CBS Sports Network. The Runnin' Rebels will be looking for revenge after the Lobos claimed an 85-81 victory on the road earlier this season, marking the first road win of the season

Game #28

New Mexico 119 • 14-14, 9-6 MW														
#	Player	Total	3-Ptr	Rebounds			PF	TP	A	TO	Blk	Stl	Min	
		FG-FGA	FG-FGA	FT-FTA	Off	Def	Tot							
05	FURSTINGER, Joe	f 4-5	0-1	1-1	2	3	5	5	9	0	5	1	0	14
01	MCNEAL, Chris	g 3-8	1-5	10-12	0	0	0	4	17	6	5	0	3	26
03	JACKSON, Antino	g 1-3	1-2	0-0	0	1	1	3	3	2	4	0	2	24
10	MALUACH, Makuach	g 3-7	2-3	12-15	1	1	2	3	20	2	0	0	1	25
14	KUIPER, Dane	g 3-4	3-4	2-2	0	5	5	2	11	2	0	0	1	27
02	LOGWOOD, Sam	11-12	0-0	2-3	1	8	9	2	24	2	3	0	0	30
11	SIMMONS, Jachai	0-2	0-2	0-0	0	1	1	0	0	1	0	0	0	5
15	PINCHUK, Vladimir	0-1	0-0	1-4	1	2	3	4	1	1	0	0	0	11
31	SIMONS, Troy	8-11	4-6	4-6	0	6	6	4	24	1	1	0	1	25
32	MATHIS, Anthony	4-7	2-4	0-0	0	2	2	5	10	0	1	0	1	13
Team		0 0 0 1 1												
Totals		37-60	13-27	32-43	5	29	34	32	119	17	20	1	9	200
FG % 1st Half: 19-32 59.4% 2nd half: 18-28 64.3% Game: 37-60 61.7% Deadball Rebounds 5														
3FG % 1st Half: 8-18 44.4% 2nd half: 5-9 55.6% Game: 13-27 48.1%														
FT % 1st Half: 9-14 64.3% 2nd half: 23-29 79.3% Game: 32-43 74.4%														

Wyoming 114 • 17-11, 8-7 MW														
#	Player	Total	3-Ptr	Rebounds			PF	TP	A	TO	Blk	Stl	Min	
		FG-FGA	FG-FGA	FT-FTA	Off	Def	Tot							
02	MOEMEKA, Andrew	f 2-3	0-0	0-0	0	1	1	5	4	0	1	0	0	15
20	DALTON, Hayden	f 7-14	5-8	2-2	0	6	6	4	21	4	4	0	0	30
01	JAMES, Justin	g 6-12	1-2	10-15	0	5	5	3	23	4	0	1	2	36
10	KELLEY, Cody	g 3-4	1-1	0-0	0	1	1	2	7	2	1	0	1	18
12	MALDONADO, Hunter	g 0-3	0-1	2-2	0	1	1	2	2	0	4	0	1	14
00	REDDING, Nyalres	2-4	1-2	2-2	0	2	2	5	7	3	3	0	1	19
03	AKA GORSKI, Alexander	3-6	1-4	5-6	0	2	2	5	12	1	1	0	1	22
05	HERNDON, Alan	1-1	0-0	0-0	0	3	3	1	2	1	3	0	0	7
13	AVERBUCK, Sam	0-0	0-0	0-0	0	0	0	1	0	0	0	0	0	4
04	MUELLER, Austin	2-2	1-1	0-0	0	0	0	1	5	0	0	0	1	11
24	ADAMS, Louis	11-15	3-4	6-11	1	3	4	3	31	4	1	1	0	28
Team		3 0 3 3 0 3												
Totals		37-64	13-23	27-38	4	24	28	32	114	19	18	2	7	200
FG % 1st Half: 17-30 56.7% 2nd half: 20-34 58.8% Game: 37-64 57.8% Deadball Rebounds 5														
3FG % 1st Half: 6-11 54.5% 2nd half: 7-12 58.3% Game: 13-23 56.5%														
FT % 1st Half: 13-15 86.7% 2nd half: 14-23 60.9% Game: 27-38 71.1%														

Officials: Mike Reed, Eric Curry, Deron White
Technical fouls: New Mexico-None, Wyoming-ADAMS, Louis.
Attendance: 4321

Score by periods	1st	2nd	Total
New Mexico	55	64	119
Wyoming	53	61	114

Last FG - NM 2nd-00:26, WYO 2nd-00:02.
Largest lead - NM by 15 2nd-03:19, WYO by 3 1st-04:19.
NM led for 35:35, WYO led for 02:02. Game was tied for 02:23.

Score tied - 6 times.
Lead changed - 8 times.