

# THE UNIVERSITY OF NEW MEXICO LOBO FOOTBALL

## ATHLETIC COMMUNICATIONS

Frank Mercogliano, Asst. A.D. for Communications  
 Email: fmercog@unm.edu  
 Cell Phone: 505-410-4844  
 Twitter: @fmmmercogliano  
 www.GoLobos.com

1939 Sun Bowl \* 1944 Sun Bowl \* 1946 Sun Bowl \* 1947 Harbor Bowl \* 1961 Aviation Bowl \* 1997 Insight.com Bowl \* 2002 Las Vegas Bowl \*  
 2003 Las Vegas Bowl \* 2004 Emerald Bowl \* 2006 New Mexico Bowl \* 2007 New Mexico Bowl \* 2015 Gildan New Mexico Bowl \* 2016 Gildan New Mexico Bowl

### 2017 SCHEDULE

Date	Opponent	Time/Result	TV
9/2	Abilene Christian	W 38-14	None
9/9	!New Mexico State	L 28-30	Stadium/FB Live
9/14	*at (RV/RV) Boise State (Thurs.)	L 14-28	ESPN
9/23	at Tulsa	W 16-13	ESPN3
9/30	*Air Force	W 56-38	CBSSN
10/14	*at Fresno State	L 0-38	AT&T Sports
10/20	*(-/RV) Colorado St. (Fri.)	L 24-27	ESPN2
10/28	*at Wyoming	L 3-42	ESPNU
11/4	*Utah State	L 10-24	AT&T Sports
11/11	at Texas A&M	L 14-55	ESPNU
11/17	*UNLV (Fri.)	7:35 p.m.	ESPN2
11/24	*at (RV/RV) San Diego St. (Fri.)	1:30 p.m.	CBSSN

\*Mountain West game BOLD denotes home game  
 Game Times are MOUNTAIN  
 Idenotes Rio Grande Rivalry Game

### BROADCAST INFORMATION

#### TV: ESPNU

Play-by-Play ..... Adam Amin  
 Analyst ..... Dusty Dvoracek  
 Sidelines ..... Molly McGrath

#### RADIO: Lobo Radio Network

(770 KKOB-AM flagship in Albuquerque)

Play-by-Play ..... Robert Portnoy  
 Analyst ..... DonTrell Moore  
 Sidelines ..... Ned Beatty

### NEW MEXICO COACHING STAFF

#### SIDELINES

Bob Davie ..... Head Coach  
 Bob DeBesse ..... Off. Coord./WRs  
 Scott Baumgartner ..... RBs  
 Saga Tuitele ..... Run Game Coordinator/OL  
 Kevin Cosgrove ..... Def. Coord./LBs  
 Stan Eggen ..... DL  
 Jordan Peterson ..... Safeties

#### BOOTH

Clay Davie ..... TEs  
 Apollo Wright ..... Special Teams/QBs  
 Jacob Bronowski ..... Grad. Asst. (Offense)  
 Ben Sherman ..... Grad. Asst. (Offense)  
 Al Simmons ..... CBs  
 Greg Svarczkopf ..... Grad. Asst. (Defense)  
 Michael Smith ..... Grad. Asst. (Defense)



### New Mexico

### Lobos

Record: 3-7 MW: 1-5

Head Coach: Bob Davie

UNM Record: 30-43 (6th Year)

Career Record: 65-68 (11th Year)



### UNLV

### Rebels

Record: 4-6 MW: 3-3

Head Coach: Tony Sanchez

UNLV Record: (3rd Year)

Career Record: (3rd Year)

## Game 10

Date ..... Friday, November 17  
 Time ..... 7:35 p.m. MT  
 Location ..... Albuquerque, N.M.  
 Venue ..... Branch Field at Dreamstyle Stadium  
 Capacity ..... 39,224  
 Television ..... ESPN2  
 Series Record ..... Series Tied 11-11  
     In ABQ ..... New Mexico leads 7-5  
     In Las Vegas ..... UNLV leads 6-4  
 Current Streak ..... New Mexico, 1  
 Last Meeting in Albuquerque ..... 9/28/2013, UNLV 56-42  
 Last Meeting in Las Vegas ..... 11/1/2014, UNM, 31-28

## #GoLobos at a Glance (#GoLobos)

#### The Season:

The University of New Mexico Lobos are 3-7 on the season and 1-5 in the Mountain West. The Lobos have lost five straight overall and will miss a bowl game for the first time since 2014. UNLV is looking to make a bowl game for just the fifth time in their history, and the first since 2013. To do so, they will have to defeat both UNM and then Nevada.

#### The Coaches:

The University of New Mexico Lobos are coached by Bob Davie, who is 30-43 in his sixth season with the Lobos, and he is 65-68 overall in his 11th season. He spent his first five seasons as a head coach manning the Notre Dame Fighting Irish. After leading the Lobos to back-to-back bowl games, Davie has now been the head coach for five bowl teams, three at Notre Dame and two at New Mexico. Tony Sanchez is in his third year with UNLV, going 11-23 in his third season. Previously he was the head coach for Bishop Gorman, also in Las Vegas, and Bishop Gorman went 85-5 in his six years with six state titles.

## What's Inside

#### Must Haves for the Media Section

Schedule/Staff/At a Glance	1
Media Schedule/Policies	2
Roster	3-4
Two-Deep	5
Where They Come From	6
Making National Headlines	7

#### Section That Will Make Any Stats & Numbers Person Happy

Red Zone Report/Starting Lineups	27
Results and Team Statistics	28
Offensive Statistics	29-31
Defensive Statistics	32
Season and Career Statistics	33-36

#### The Game-by-Game Section

UNM Game-by-Game Statistics	37
Opponent Game-by-Game Statistics	38
Game-by-Game Passing/Rushing/Receiving	39
Game-by-Game UNM Tackles	40
The Last Time it Happened	41
Game Recaps	42-48

#### Section That Will Make Any Broadcast Better

Notes	8-15
Uniform Tracker	16
Game-by-Game and Career Individual Stats	17-24
2016 Opponent Schedules	25
About Head Coach Bob Davie	26

# Media Policies and Procedures

## GENERAL INFORMATION

Name of School ..... University of New Mexico  
 City/Zip ..... Albuquerque, N.M. 87106  
 Founded ..... 1889 by Territorial Legislature  
 Enrollment ..... 25,015  
 Nickname ..... Lobos  
 School Colors ..... Cherry and Silver  
 Stadium ..... Branch Field at University Stadium  
 Capacity ..... 39,224  
 Conference ..... Mountain West  
 Affiliation ..... NCAA I  
 Interim President ..... Dr. Chaouki T. Abdullah  
 Athletic Director ..... Eddie Nuñez  
 Athletic Dept. Phone ..... 505-925-5501  
 Ticket Office Phone ..... 505-925-LOBO

## COACHING STAFF

Head Coach ..... Bob Davie  
 Alma Mater, Year ..... Youngstown State, 1977  
 Record at School (years) ..... 30-43, 6th season  
 Career Record (years) ..... 65-68, 11th season  
 Football Office Phone ..... 505-925-5700  
 Best Time of Day to Reach Coach ..... Contact SID  
 Assistant Coaches .....  
 Bob DeBesse ..... Off. Coord./WRs  
 Saga Tuitele ..... Run Game Coord./OL  
 Scott Baumgartner ..... RBs  
 Clay Davie ..... TEs  
 Apollo Wright ..... Special Teams/QBs  
 Jacob Bronowski ..... Grad. Asst. (Offense)  
 Ben Sherman ..... Grad. Asst. (Offense)  
 Kevin Cosgrove ..... Def. Coord./LBs  
 Jordan Peterson ..... Safeties  
 Stan Eggen ..... DL  
 Al Simmons ..... CBs  
 Michael Smith ..... Grad. Asst. (Defense)  
 Greg Svarczkopf ..... Grad. Asst. (Defense)  
 Asst. A.D. for Football Ops ..... Brian DeSpain  
 Assistant Ops ..... Adam Szilagyi  
 Video Coordinator ..... Chris Crooks  
 Dir. of Recruiting ..... Vince Natali  
 Athletic Performance ..... Aurmon Satchell  
 Asst. Athletic Performance ..... Andy Grubb  
 G.A. Athletic Performance ..... John McWilliams

## TEAM INFORMATION

2016 Overall Record ..... 9-4  
 2016 Mountain West Record/Finish... 6-2/T-1st Mt.

## HISTORY

First Year of Football ..... 1892  
 Overall All-Time Record ..... 483-587-31  
 Number of Bowls/last ..... 13/2016  
 Bowl Record ..... 4-8-1  
 NFL Draft Picks ..... 64

## COMMUNICATIONS

Press Box Phone ..... 505-925-5805  
 SID Mailing Address ..... New Mexico Athletics  
 Colleen J. Maloof Administration Building  
 1 University of New Mexico  
 MSC04 2680  
 Albuquerque, NM 87131-0001  
 Overnight Address ..... New Mexico Athletics  
 Colleen J. Maloof Administration Building  
 1414 University Boulevard SE  
 Albuquerque, NM 87106

## SOCIAL MEDIA

Website ..... www.golobos.com



@NewMexicoFB



/UNMLoboFootball

<b>MONDAY</b>	<b>TUESDAY</b>	<b>WEDNESDAY</b>	<b>THURSDAY</b>	<b>FRIDAY</b>	<b>SATURDAY</b>	<b>SUNDAY</b>
<b>Practice</b> 9:15 - 11:00 a.m.	<b>Practice</b> 9:15 - 11:00 a.m.	<b>Practice</b> 9:45 - 11:30 a.m.	<b>Practice</b> Walk Through	<b>Game</b> UNLV 7:35 p.m.	<b>Practice</b> OFF	<b>Practice</b> TBA
<b>Media</b> Open first 30 minutes Interviews after practice (Coaches/Players)	<b>Media</b> Open first 30 minutes Interviews after practice (Coaches/Players) Press Conference at 12:30 p.m.	<b>Media</b> Open first 30 minutes Interviews after practice (Coaches only)	<b>Media</b> No Media	<b>Media</b> Coach Davie and two players after game	<b>Media</b> None	<b>Media</b> TBA

## Game Week Media Schedule

### Media At Practice

Practice is only open for media for the first 30 minutes, and it is closed to the public. Contact Frank Mercogliano for more information about the class schedules for players needed for interviews (some players are not available due to class after practice, but we will make all efforts to get everyone the interviews they need.

### Bob Davie Interview Opportunities

Coach Davie has several media availability times during the week. During game week, he is available after practices on Monday, Wednesday and Thursday. He also meets with the local media on Tuesday at noon as part of UNM's weekly fall sports media luncheon (other fall sport coaches meet with the media at 11:30 a.m. prior to Davie speaking).

Schedules for the four short weeks (one Thursday game and two Friday games) will be announced at a later date.

### New Mexico Media Luncheon

The New Mexico Media Luncheons are Tuesdays from 11:30 a.m. to 12:30 p.m. Coach Davie is available at approximately noon. Audio and video clips from Davie are available at www.golobos.com. The press conferences are also streamed on GoLobos.com by LoboTV. Please note that the Mountain West no longer will conduct a football coaches teleconference. The luncheon is on the Zia II level of the West press box.

### New Mexico Player Interview Opportunities

All player interviews must be arranged through the UNM athletics communications office. The main time for interviews is after practice. Wednesday is the last day for player interviews. For lengthier interviews, please call the communications office to arrange, which we are happy to do, working around class schedules. These will normally take place in the communications suite in the Maloof Center.

Postgame: The UNM locker room is closed. Requested players will be brought to an area to be determined after home games and outside the locker room for road games.

For road games, all interviews will be posted to UNM's Media Dropbox account, along with selected highlights. These are provided for your useage, but please credit LoboTV.

### Wireless in the Press Box

The press box at University Stadium is fully equipped for wireless connections. Access is free, but those wanting access need their own internal or external wireless cards. Phone lines are available.

### www.collegepressbox.com

CollegePressBox.com gives the media one-stop access to updated contact information, media guides, game books, photos, quotes, links and more for each of the league's schools and the Mountain West office. Log-in information will be provided by the MW office to accredited media, or you can apply for a password by sending an e-mail to password@collegepressbox.com.

### Ticket Information

- online at unmtickets.com
- by calling 925-5858 or toll-free at 800-955-HOWL
- Albertson's stores in Albuquerque, Rio Rancho, Los Lunas and Santa Fe
- Lobo Ticket Office inside the Pit at the NW corner of University & Cesar Chavez boulevards from 8:30-5 Monday-Friday
- UNM Bookstore (Bookstore Ticket Office is closed on Mondays) For more information call the New Mexico Athletics Ticket Office at (505) 925-5626 or 1-800-955-HOWL (4695). Call (505) 925-5500 for group tickets and ask to speak to a customer service representative.

On Game Day, the northeast box office at University Stadium opens four hours prior to kickoff, and the Lobo Ticket Office at the Pit opens three hours before game time. The northwest University Stadium box office opens 90 minutes before kickoff.

### Lobo Talk & The Lobo Coaches Show

Host Robert Portnoy and coach Bob Davie discuss UNM football at Lobo Talk primarily on Wednesdays. The show airs from 7-9 p.m. at Kelly's Brew Pub in Nob Hill. Fans can call 866-350-4309 to ask coach Davie a question. The Lobo Coaches Show will be on AT&T Sports.

### Game Credentials

Regular UNM media will receive game credentials prior to the start of the season. For media members with season credentials, that pass also serves as a parking pass for the Baseball East or Baseball South lot across from the stadium.

Visiting team media should request single-game credentials through their team's media relations office. Parking passes for the Baseball East and media lots will be needed.

Media members not associated directly with a team can email requests to fmercog@unm.edu. Please have these Wednesday of game week (Tuesday for Friday night home games).

For media members picking up credentials at will call without parking passes, it is located in the Northeast corner of the stadium by Gate 7 or 8. For media members picking up with parking passes, credentials will be located at the University Drive entrance to the Baseball & Pit East lots with the parking attendant. This should allow you to get your credential without having to wait in line or deal with parking on the north side of the stadium.

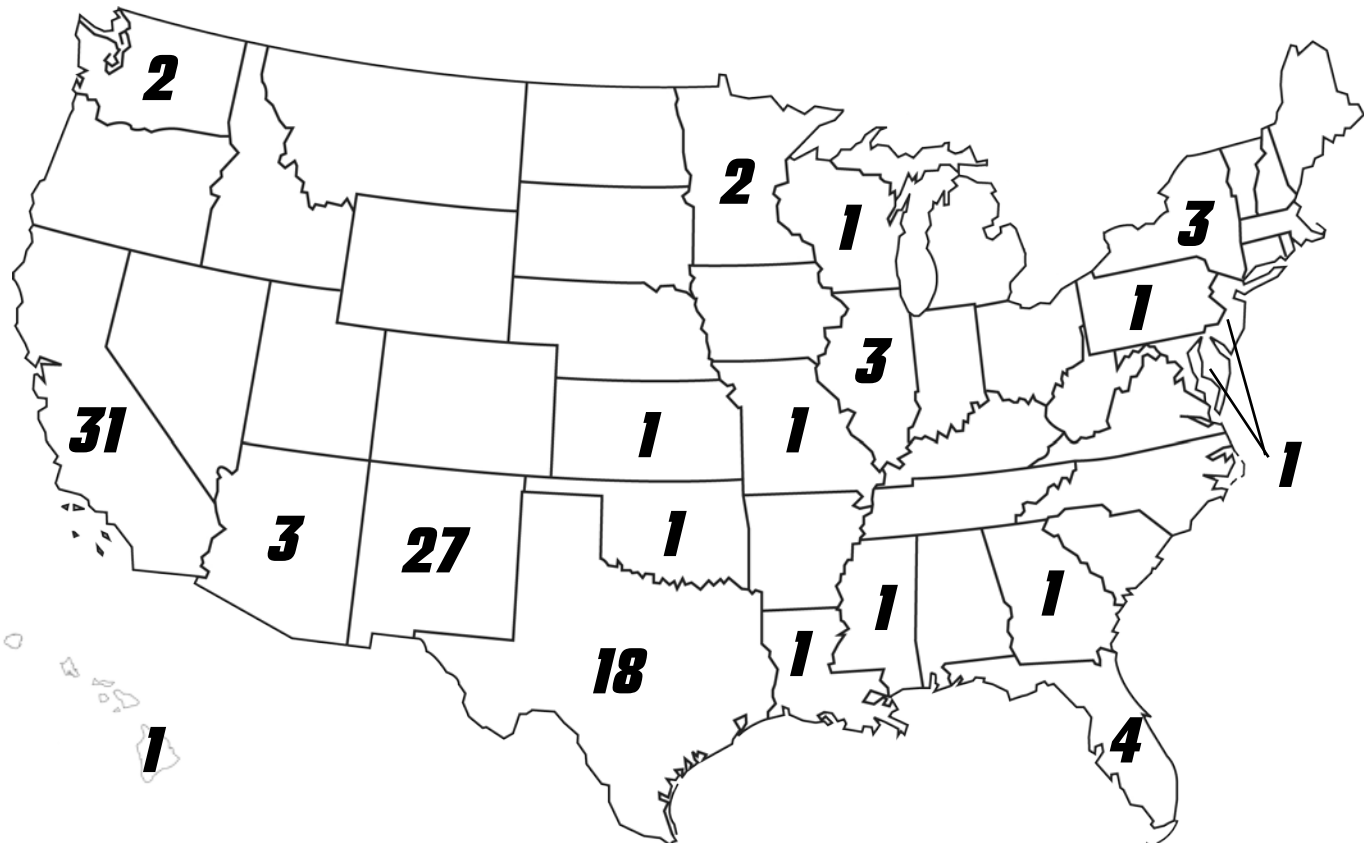
## 2017 Numerical Roster

No.	Name	Pos.	Ht.	Wt.	Cl-Exp.	Hometown (Last School)	Pronunciation
2	Delane Hart-Johnson	WR	6-4	213	Jr-1L-RS	Philadelphia, Pa. (L.A. Valley College/Martin Luther King HS)	
3	Richard McQuarley	RB	5-11	221	Sr-2L	Meridian, Miss. (Itawamba CC/Meridian HS)	
3	D'Angelo Ross	CB	5-8	175	Jr-JC	La Puente, Calif. (Fullerton JC/South Hills HS)	
4	Romell Jordan	RB	5-9	173	Sr-2L-RS	Rio Rancho, N.M. (Cleveland HS)	rah MEL
4	Bijon Parker	S	6-0	195	Jr-2L-RS	Los Angeles, Calif. (Fairfax HS)	bee ZHAHN
5	Patrick Reed	WR	6-2	188	Jr-2L-RS	Silsbee, Texas (Silsbee HS)	
5	Michael Sewell, Jr.	S	6-1	193	Jr-JC	Palmdale, Calif. (L.A. Valley College/Highland HS)	
6	Jonah Leyva	QB	6-2	170	Fr-HS	Carlsbad, N.M. (Carlsbad HS)	
6	Austin Ocasio	LB	6-1	228	Sr-1L	Babylon, N.Y. (College of the Siskiyous/Saint Cloud HS)	oh cah SEE yo
7	Anselem Umeh	WR	5-11	181	Fr-RS	Bellflower, Calif. (St. John Bosco HS)	
7	Blair Manly	CB	6-1	196	So-1L-RS	Albuquerque, N.M. (Cibola HS)	
8	Q' Drennan	WR	6-1	199	So-1L-RS	El Paso, Texas (Americas HS)	QUE
8	Willie Hobby	S	6-2	182	So-JC	Garland, Texas (Coffeyville CC/North Garland HS)	
9	Bryson Carroll	QB	5-6	183	Fr-HS	San Antonio, Texas (Roosevelt HS)	
9	Stanley Barnwell, Jr.	S	6-2	198	Jr-1L	Opa-Locka, Fla. (Coffeyville CC/Monsignor Pace)	
10	Zahneer Shuler	RB	6-1	235	Jr-JC	Woodbridge, N.J. (Lackawanna College/Woodbridge HS)	za NEAR
11	Coltin Gerhart	QB	6-0	205	Jr-TR	Murrieta, Calif. (Arizona State/Vista HS)	
11	Kevin Maresca	DB	6-1	160	Fr-HS	Los Alamos, N.M. (Los Alamos HS)	
12	Derek Martinez	QB	6-0	172	Jr-1SQ-RS	Albuquerque, N.M. (Cibola HS)	
12	Steven Steele	S	5-11	194	Sr-1L-RS	Rio Rancho, N.M. (Eastern New Mexico/Cleveland HS)	
13	Lamar Jordan	QB	6-0	192	Sr-3L-RS	Frisco, Texas (Centennial HS)	
13	Jalin Burrell	CB	6-0	195	Jr-JC	Riverside, Calif. (Moorpark JC/Patriot HS)	
14	Rafael Hidalgo	WR	5-10	170	Jr-TR-RS	Brooklyn, N.Y. (Hudson Valley JC/Lane HS)	
14	Gabe Ortega	S	6-1	195	Fr-RS	Rio Rancho, N.M. (Cleveland HS)	
15	Emmanuel Harris	WR	5-9	197	Sr-1L	Dallas, Texas (Trinity Valley JC/Skyline HS)	
15	Kameron Miller	S	6-2	197	Fr-RS	Las Cruces, N.M. (Las Cruces HS)	
16	Tevaka Tuioti	QB	6-0	190	Fr-RS	La Mirada, Calif. (La Mirada HS)	teh VAH KAH TOO ee OH tea
16	Jacob Girgle	S	5-11	187	Sr-1L-RS	Rancho Cucamonga, Calif. (Santa Barbara CC/Los Osos HS)	GRR gill
17	Jacob Hennie	QB	5-10	185	Fr-HS	Corona, Calif. (Air Force Prep/Santiago HS)	
17	Nico Bolden	S	6-3	199	Fr-HS	Woodbury, Minn. (Woodbury HS)	
18	Chris Davis, Jr.	WR	5-7	175	Sr-3L	Westlake Village, Calif. (Oaks Christian HS)	
19	Bobby Cole	RB	5-9	193	Fr-HS	Chatsworth, Calif. (Sierra Canyon HS)	
19	Elijah Lilly	CB	5-10	152	So-1L	San Bernardino, Calif. (Cajon HS)	
20	Daryl Chestnut	RB	5-8	192	Sr-2L	Coconut Grove, Fla. (Coffeyville JC/Christopher Columbus HS)	
20	Rayshawn Boyce	LB	6-5	248	Jr-JC	Compton, Calif. (L.A. Valley College/Salesian HS)	
21	Daevon Vigilant	RB	5-7	182	Fr-RS	Downey, Calif. (Downey HS)	DAY von
21	Corey Hightower	CB	5-11	175	Fr-RS	Huntsville, Texas (Huntsville HS)	
23	Jay Griffin IV	WR	5-10	162	Fr-RS	Huntsville, Texas (Huntsville HS)	
23	Marcus Hayes	S	6-0	192	Fr-HS	Rockford, Ill. (Rockford East HS)	
24	Kentrail Moran	RB	5-9	196	Fr-RS	O'Fallon, Ill. (O'Fallon HS)	ken TRAIL
24	Xavier Vigil	DB	6-1	225	Fr-HS	Santa Fe, N.M. (St. Michael's HS)	
25	Tyrone Owens	RB	5-9	187	Jr-2L-RS	Manor, Texas (Manor HS)	
26	Jacob Smith	RB	5-11	188	Fr-RS	Albuquerque, N.M. (Cibola HS)	
26	Sitiveni Tamaivena	LB	6-1	230	Jr-JC	Renton, Wash. (Mt. San Antonio College/Palo Alto HS)	sih TEE veh KNEE ta ME ah VEHN ah
27	Cade Hackey	WR	6-3	195	Fr-HS	Hatch, N.M. (Hatch Valley HS)	
28	Cameron Thomas	WR	6-1	199	Fr-RS	Katy, Texas (Seven Lakes HS)	
28	Jake Rothschilder	S	5-8	181	Sr-2L-RS	Westlake Village, Calif. (Moorpark College/Westlake HS)	ROTH shill er
29	Joshua Woisin	RB	5-10	205	Fr-HS	Albuquerque, N.M. (La Cueva HS)	Rhymes with Poison
29	Jordan Flack	LB	6-3	220	Jr-JC	Newbury Park, Calif. (Moorpark JC/Newbury Park HS)	
30	Corey Bojorquez	P	6-0	200	Sr-1L	Bellflower, Calif. (Cerritos College/Mayfair HS)	bo HOR kez
31	Thomas Vieira	WR	5-11	181	So-1SQ-RS	Albuquerque, N.M. (La Cueva HS)	
32	Micah Gray	RB	5-11	185	Fr-HS	Clovis, N.M. (Clovis HS)	
32	Kyle Rothschilder	S	5-8	183	Sr-1L	Westlake Village, Calif. (Moorpark Coll./Nevada/Westlake HS)	ROTH shill er
33	Javohn Jones	RB	5-10	191	So-1L-RS	Albuquerque, N.M. (La Cueva HS)	jah VON
33	Alex Hart	LB	6-3	230	Jr-2L	Prior Lake, Minn. (Prior Lake HS)	
34	Jared EnRico	LS	6-1	199	Fr-RS	La Mirada, Calif. (La Mirada HS)	on REE coh
35	Kenneth Maxwell	S	6-0	193	Sr-2L-RS	Center Hill, Fla. (Prairie View A&M/South Sumpter HS)	
36	Dorsett Valdez	CB	5-10	175	Sr-1SQ-RS	Albuquerque, N.M. (Central New Mexico/Volcano Vista HS)	
37	DaQuan Baker	LB	6-2	225	Jr-RS-TR	Compton, Calif. (University of North Dakota/Centennial HS)	dah KWAN
38	Matt French	LB	6-0	223	Fr-RS	Crestview, Fla. (Crestview HS)	
39	Johnny Hernandez	S	5-10	190	Jr-JC	Temecula, Calif. (Saddleback JC/Great Oak HS)	
41	James Portilla	LB	6-1	215	Jr-1SQ-RS	El Dorado Hills, Calif. (Oak Ridge HS)	
45	Evahelotu Tohi	LB	6-2	236	Jr-RS	Phoenix, Ariz. (Glendale CC/North Canyon HS)	EH vah TOE ee
46	Brandon Shook	LB	6-2	230	So-JC	Simi Valley, Calif. (Westlake HS/College of the Canyons)	
46	Dylan Kelly-Romero	K	6-0	190	So-HS	Los Lunas, N.M. (Los Lunas HS)	

## 2017 Numerical Roster

No.	Name	Pos.	Ht.	Wt.	Cl-Exp.	Hometown (Last School)	Pronunciation
50	Teton Saltes	DL	6-5	270	Fr-RS	Albuquerque, N.M. (Valley HS)	TEE tahn
51	Jacob Barnhill	OL	6-3	267	Fr-HS	Albuquerque, N.M. (Sandia HS)	
52	Aaron Blackwell	DL	6-3	298	So-JC	Peoria, Ariz. (Mesa CC/Liberty HS)	
53	Cody Baker	DL	6-3	274	Jr-2L	Issaquah, Wash. (Eastside Catholic HS)	
54	Radson Jang	OL	6-2	265	Fr-HS	Honolulu, Hi. (Army Prep/Kamehameha HS)	
54	Langston Murray	DL	6-2	335	Fr-HS	Logansport, La. (Logansport HS)	
55	Aaron Jenkins	OL	6-2	307	Jr-2L-RS	Dallas, Texas (Lincoln HS)	
55	Emmanuel Joseph	DL	6-4	260	Fr-RS	Los Angeles, Calif. (Alexander Hamilton HS)	
57	Everett Powell	LB	6-4	238	Jr-1L-RS	Livermore, Calif. (Laney College/Livermore HS)	
59	Blaise Fountain	OL	6-1	280	Sr-1L	Wichita, Kan. (Butler CC/Maize HS)	
66	Dylan Weaver	OL	6-6	300	Fr-HS	Farmington, N.M. (Piedra Vista HS)	
67	Hayden Wilson	OL	6-5	271	Fr-HS	Rio Rancho, N.M. (Cleveland HS)	
68	Nick Iacovangelo	OL	6-8	339	Jr-RS	Rochester, N.Y. (ASA College-Brooklyn/McQuaid Jesuit HS)	
69	Beau Hott	OL	6-3	275	So-1L-RS	Plano, Texas (Plano HS)	
72	Avery Jordan	OL	6-5	265	Sr-1L	Houston, Texas (Blinn CC/Pearland HS)	
74	Ray Baylor III	OL	6-3	293	Sr-1SQ	Houston, Texas (ASA College-Brooklyn/Hightower HS)	
77	Charlie Grammel	OL	6-3	310	So-1L-RS	Frisco, Texas (Lone Star HS)	
78	Izrael Castellanos	OL	6-4	266	So-1SQ-RS	Mission Viejo, Calif. (Mission Viejo HS)	cast EYE YAH nos
79	Chris Estrella	OL	6-5	288	So-JC	San Jacinto, Calif. (Mt. San Jacinto JC/San Jacinto HS)	
81	Aaron Molina	WR	6-2	191	Jr-JC	Albuquerque, N.M. (College of the Canyons/Valley HS)	
82	Elijah Gamboa	WR	5-9	175	Fr-HS	Farmington, N.M. (Piedra Vista HS)	
83	Gabriel Dunkle	K/P	5-10	185	Fr-HS	Glendora, Calif. (Glendora HS)	
84	Erik Beilman	TE	6-4	240	So-1L-RS	San Antonio, Texas (Brandeis HS)	BEEL man
85	Aaron Overacker	TE	6-3	232	So-1SQ-RS	Albuquerque, N.M. (La Cueva HS)	
86	Daniel Peabody	TE	6-2	213	Fr-HS	Tucson, Ariz. (Ironwood Ridge HS)	
87	Anu Somoye	WR	6-2	196	So-1L-RS	Houston, Texas (Alief Taylor HS)	ah NEW sa MOY yea
88	Marcus Williams	TE	6-3	207	Fr-HS	Rio Rancho, N.M. (Cleveland HS)	
89	Dyson Chmura	TE	6-3	223	So-1SQ-RS	Waukesha, Wisc. (Waukesha West HS)	CHMOORE ah
91	John Mitchell	P	6-0	180	Fr-HS	Great Falls, Va. (Our Lady of Good Counsel HS)	
92	Jermame Conyers	DL	6-2	326	Jr-JC	Rossville, Ga. (Dodge City CC/Ridgeland HS)	
93	Nahje Flowers	DL	6-3	263	Fr-RS	Los Angeles, Calif. (Dorsey HS)	NAH zhay
94	David Brown	LB	6-1	217	Fr-RS	Albuquerque, N.M. (Eldorado HS)	
94	Andrew Shelley	K	6-1	179	Fr-HS	Albuquerque, N.M. (Eldorado HS)	
95	Jason Sanders	K	5-11	190	Sr-3L	Orange, Calif. (Villa Park HS)	
95	Garrett Hughes	DL	6-2	264	Sr-3L	Corona, Calif. (Centennial HS)	
96	Johnny Williams	DL	6-2	303	Sr-1L-RS	Hemet, Calif. (Mt. San Jacinto JC/West Valley HS)	
97	Lon Hampton	LS	6-1	231	Jr-RS	Zena, Okla. (Northeast Okla. A&M College/Grove HS)	
98	Kene Okonkwo	DL	6-3	272	Sr-3L	Mesquite, Texas (Horn HS)	Kenny oh CONK whoa
99	Rhashaun Epting	LB	6-3	219	Fr-RS	Chicago, Ill. (Proviso West HS)	ra SHAWN

**Coaching Staff:****Head Coach:** Bob Davie (Youngstown State, 1976)**Offensive Coordinator/WRs:** Bob DeBesse (Southwest Texas State, 1982)**Defensive Coordinator/LBs:** Kevin Cosgrove (Wisconsin-Oshkosh, 1980)**Offensive Run Game Coordinator/OL:** Saga Tuitele (Portland State, 2002)**Special Teams Coordinator/QBs:** Apollo Wright (Cheyney [PA], 1998)**Running Backs:** Scott Baumgartner (Pacific, 1989)**Tight Ends:** Clay Davie (Arizona State, 2007)**Cornerbacks:** Al Simmons (Cal State Hayward, 1987)**Defensive Line:** Stan Eggen (Moorhead State, 1977)**Safeties:** Jordan Peterson (Texas A&M, 2009)**Offensive Graduate Assistants:** Jacob Bronowski, Ben Sherman**Defensive Graduate Assistants:** Michael Smith, Greg Svarczkopf**Assistant Athletic Director for Football:** Brian DeSpain**Director of Athletic Performance:** Aurmon Satchell**Asst. Director of Athletic Performance:** Andy Grubb**Athletic Performance Graduate Assistant:** John McWilliams**Director of Recruiting:** Vince Natali**Assistant Athletic Director for Communications (Football Contact):** Frank Mercogliano



**Arizona (3)**

Aaron Blackwell ..... Peoria  
 Evahelotu Tohi ..... Phoenix  
 Daniel Peabody ..... Tucson

**California (31)**

Corey Bojorquez ..... Bellflower  
 Anselem Umeh ..... Bellflower  
 Bobby Cole ..... Chatsworth  
 DaQuan Baker ..... Compton  
 Rayshawn Boyce ..... Compton  
 Jacob Hennie ..... Corona  
 Garrett Hughes ..... Corona  
 Daevon Vigilant ..... Downey  
 James Portilla ..... El Dorado  
 Gabriel Dunkle ..... Glendora  
 Johnny Williams ..... Hemet  
 Jared EnRico ..... La Mirada  
 Tevaka Tuioti ..... La Mirada  
 D'Angelo Ross ..... La Puente  
 Everett Powell ..... Livermore  
 Nahje Flowers ..... Los Angeles  
 Emmanuel Joseph ..... Los Angeles  
 Bijon Parker ..... Los Angeles  
 Izrael Castellanos ..... Mission Viejo  
 Coltin Gerhart ..... Murrieta  
 Jordan Flack ..... Newbury Park  
 Jason Sanders ..... Orange  
 Michael Sewell, Jr. .... Palmdale  
 Jacob Girgle ..... Rancho Cucamonga  
 Jalin Burrell ..... Riverside  
 Elijah Lilly ..... San Bernardino  
 Chris Estrella ..... San Jacinto  
 Brandon Shook ..... Simi Valley  
 Johnny Hernandez ..... Temecula  
 Chris Davis, Jr. .... Westlake Village  
 Jake Rothschiller ..... Westlake Village  
 Kyle Rothschiller ..... Westlake Village

**Florida (4)**

Kenneth Maxwell ..... Center Hill  
 Daryl Chestnut ..... Coconut Grove  
 Matthew French ..... Crestview  
 Stanley Barnwell, Jr. .... Opa-Locka

**Georgia (1)**

Jermame Conyers ..... Rossville

**Hawaii (1)**

Radson Jang ..... Honolulu

**Illinois (3)**

Rhashaun Epting ..... Chicago  
 Kentrail Moran ..... O'Fallon  
 Marcus Hayes ..... Rockford

**Kansas (1)**

Blaise Fountain ..... Wichita

**Louisiana (1)**

Langston Murray ..... Logansport

**Minnesota (2)**

Alex Hart ..... Prior Lake  
 Nico Bolden ..... Woodbury

**Mississippi (1)**

Richard McQuarley ..... Meridian

**New Jersey (1)**

Zahneer Shuler ..... Woodbridge

**New Mexico (27)**

Jacob Barnhill ..... Albuquerque  
 David Brown ..... Albuquerque  
 Jahvon Jones ..... Albuquerque  
 Blair Manly ..... Albuquerque  
 Derek Martinez ..... Albuquerque  
 Aaron Molina ..... Albuquerque  
 Aaron Overacker ..... Albuquerque  
 Teton Saltes ..... Albuquerque  
 Andrew Shelley ..... Albuquerque  
 Jacob Smith ..... Albuquerque  
 Dorsett Valdez ..... Albuquerque  
 Thomas Vieira ..... Albuquerque  
 Josh Woisin ..... Albuquerque  
 Jonah Leyva ..... Carlsbad  
 Micah Gray ..... Clovis  
 Elijah Gamboa ..... Farmington  
 Dylan Weaver ..... Farmington  
 Cade Hackey ..... Hatch  
 Kameron Miller ..... Las Cruces  
 Kevin Maresca ..... Los Alamos  
 Dylan Kelly-Romero ..... Los Lunas  
 Romell Jordan ..... Rio Rancho  
 Gabe Ortega ..... Rio Rancho  
 Steven Steele ..... Rio Rancho  
 Marcus Williams ..... Rio Rancho  
 Hayden Wilson ..... Rio Rancho  
 Xavier Vigil ..... Santa Fe, N.M.

**New York (3)**

Rafael Hidalgo ..... Brooklyn  
 Austin Ocasio ..... Babylon  
 Nick Iacovengelo ..... Rochester

**Oklahoma (1)**

Lon Hampton ..... Zena

**Pennsylvania (1)**

Delane Hart-Johnson ..... Philadelphia

**Texas (18)**

Emmanuel Harris ..... Dallas  
 Aaron Jenkins ..... Dallas  
 Q' Drennan ..... Dallas  
 William Hobdy ..... Garland  
 Charlie Grammel ..... Frisco  
 Lamar Jordan ..... Frisco  
 Ray Baylor III ..... Houston  
 Avery Jordan ..... Houston  
 Anu Somoye ..... Houston  
 Jay Griffin IV ..... Huntsville  
 Corey Hightower ..... Huntsville  
 Cameron Thomas ..... Katy  
 Tyrone Owens ..... Manor  
 Kene Okonkwo ..... Mesquite  
 Beau Hott ..... Plano  
 Erik Beilman ..... San Antonio  
 Bryson Carroll ..... San Antonio  
 Patrick Reed ..... Silsbee

**Virginia (1)**

John Mitchell ..... Great Falls

**Washington (2)**

Cody Baker ..... Issaquah  
 Sitivi Tamaivena ..... Renton

**Wisconsin (1)**

Dyson Chmura ..... Waukesha

## 2017 Primary Two-Deep &amp; Flash Stats

## OFFENSE

Pos.	#	Player	Ht.	Wt.	Cl.-Ex.	Hometown (Last School)	2017 Stats
WR-X	5	Patrick Reed	6-2	188	Jr-2VL-RS	Silsbee, Texas (Silsbee HS)	Has 6 catches for 52 yards, long of 21
	2	Delane Hart-Johnson	6-4	213	Jr-1L-RS	Philadelphia, Pa. (L.A. Valley College/Martin Luther King HS)	Has 13 catches for 272 yards, 1 TD, long of 49
LT	72	Avery Jordan	6-5	265	Sr-1VL	Houston, Texas (Blinn CC/Pearland HS)	Started 10 games at LT
	77	Charlie Grammel	6-3	310	So-1VL	Frisco, Texas (Lone Star HS)	Started 3 games at LG, 1 game at RT, played 8 games
LG	77	Charlie Grammel	6-3	310	So-1VL	Frisco, Texas (Lone Star HS)	Started 3 games at LG, 1 game at RT, played 8 games
-or-	74	Ray Baylor III	6-3	293	Sr-1SQ	Houston, Texas (ASA College-Brooklyn/Hightower HS)	Started 5 games at LG, 3 games at RG, played 10 games
C	59	Blaise Fountain	6-1	280	Sr-1VL	Wichita, Kan. (Butler CC/Maize HS)	Started 10 games at C
	69	Beau Hott	6-3	275	So-1VL-RS	Plano, Texas (Plano HS)	Played 10 games
RG	74	Ray Baylor III	6-3	293	Sr-1SQ	Houston, Texas (ASA College-Brooklyn/Hightower HS)	Started 5 games at LG, 3 games at RG, played 10 games
-or	55	Aaron Jenkins	6-2	307	Jr-2L-RS	Dallas, Texas (Lincoln HS)	Started 7 games at RG, 3 at RT
RT	79	Chris Estrella	6-5	288	So-JC	San Jacinto, Calif. (Mt. San Jacinto JC/San Jacinto HS)	Started 2 games at LG, 1 at RT, played 9 games
-or-	55	Aaron Jenkins	6-2	307	Jr-2L-RS	Dallas, Texas (Lincoln HS)	Started 7 games at RG, 3 at RT
	77	Charlie Grammel	6-3	310	So-1VL	Frisco, Texas (Lone Star HS)	Started 3 game at LG, played 8 games
TE	88	Marcus Williams	6-3	207	Fr-HS	Rio Rancho, N.M. (Cleveland HS)	Has 1 catch for 27 yards, long of 27
	10	Zahneer Shuler	6-1	235	Jr-JC	Woodbridge, N.J. (Lackawanna College/Woodbridge HS)	Has 3 catches for 50 yards, long of 27
	84	Erik Beilman	6-4	240	So-1L-RS	San Antonio, Texas (Brandeis HS)	Has 0 catches for 0 yards
WR-H	18	Chris Davis	5-7	175	Sr-3L	Westlake Village, Calif. (Oaks Christian HS)	Has 24 catches for 259 yards, long of 27, 1 TD
	23	Jay Griffin IV	5-0	162	Fr-RS	Huntsville, Texas (Huntsville HS)	Has 23 catches for 278 yards, long of 71, 3 TDs, 9 rushes for 102 yards, long of 61, 1 TD
WR-Z	8	Q' Drennan	6-1	185	So-1VL-RS	El Paso, Texas (Americas HS)	Has 8 catches for 183 yards, long of 47
	81	Aaron Molina	6-2	191	Jr-JC	Albuquerque, N.M. (College of the Canyons/Valley HS)	Has 2 catches for 20 yards, 1 TD, long of 12
QB	13	Lamar Jordan	6-0	192	Sr-3L-RS	Frisco, Texas (Centennial HS)	40-77-5, 593 yards, 3 TD, long of 71, 62 rushes for 226 yards, long of 39
	16	Tevaka Tuioti	6-0	190	Fr-RS	La Mirada, Calif. (La Mirada HS)	47-98-4, 539 yards, 3 TD, long of 47, 26 rushes for 135 yards, 1 TD, long of 34
	11	Coltin Gerhart	6-0	205	Jr-TR	Murrieta, Calif. (Arizona State/Vista HS)	17-29-2 passing, 180 yards, 1 TD, long of 27, 35 rushes for 218 yards, 1 TD, long of 40
RB	25	Tyrone Owens	5-9	187	Jr-2L-RS	Manor, Texas (Manor HS)	119 rushes for 579 yards, long of 54, 3 TD, 6 catches for 18 yards, long of 6
	20	Daryl Chestnut	5-8	192	Sr-2L	Coconut Grove, Fla. (Coffeyville JC/Christopher Columbus HS)	51 rushes for 298 yards, long of 54, 2 TD, 4 catches for 37 yards, long of 18
TB	3	Richard McQuarley	5-11	221	Sr-2L	Meridian, Miss. (Itawamba CC/Meridian HS)	92 rushes for 473 yards, 6 TD, long of 65, 3 catches for 5 yards, long of 6
	4	Romell Jordan	5-9	173	Sr-2L-SQ-RS	Rio Rancho, N.M. (Cleveland HS)	39 rushes for 200 yards, 1 TD, long of 44, 7 catches for 46 yards, long of 22

## DEFENSE

Pos.	#	Player	Ht.	Wt.	Cl.-Ex.	Hometown (Last School)	2017 Stats
LE	53	Cody Baker	6-3	274	Jr-2L	Issaquah, Wash. (Eastside Catholic HS)	21 tackles, 1.0 sacks for 5 yards, 1.5 TFLs for 6 yards, 1 PBU
	98	Kene Okonkwo	6-3	272	Sr-3L	Mesquite, Texas (Horn HS)	32 tackles, 4.5 TFLs for 10 yards, 1 QBH
NT	52	Aaron Blackwell	6-3	298	So-JC	Peoria, Ariz. (Mesa CC/Liberty HS)	8 tackles, 3.5 TFLs for 9 yards, 1 PBU, 2 QBH
	92	Jermame Conyers	6-2	326	Jr-JC	Rossville, Ga. (Dodge City CC/Ridgeland HS)	15 tackles, 1 TFL for 3 yards, 1 FF, 1 PBU
RE	95	Garrett Hughes	6-2	264	Sr-3L	Corona, Calif. (Centennial HS)	24 tackles, 2.0 sacks for 18 yards, 4.0 TFLs for 27 yards, 1 FF
	55	Emmanuel Joseph	6-4	260	Fr-RS	Los Angeles, Calif. (Alexander Hamilton HS)	3 tackles, 1.0 sacks for 9 yards, 1.0 TFLs for 9 yards, 1 FF
RUSH	59	Rhashaun Epting	6-3	219	Fr-RS	Chicago, Ill. (Provisio West HS)	38 tackles, 1.0 sacks for 8 yards, 2.5 TFLs for 9 yards
	29	Jordan Flack	6-3	220	Jr-JC	Newbury Park, Calif. (Moorpark JC/Newbury Park HS)	17 tackles, 1.0 sacks for 8 yards, 2.0 TFL for 15 yards, 1 FR for 0 yards, 1 QBH
	57	Everett Powell	6-4	238	Jr-1L-RS	Livermore, Calif. (Laney College/Livermore)	1 tackle
MLB	33	Alex Hart	6-2	234	Jr-2L	Prior Lake, Minn. (Prior Lake HS)	45 tackles, 1.0 sacks for 8 yards, 5.5 TFLs for 19 yards, 1 FF, 1 FR for 0 yards, 2 PBU, 2 QBH
	45	Evaheletu Tohi	6-2	236	Jr-RS	Phoenix, Ariz. (Glendale CC/North Canyon HS)	23 tackles, 3.0 TFLs for 6 yards
WLB	6	Austin Ocasio	6-1	223	Sr-1VL	Babylon, N.Y. (College of the Siskiyous/Saint Cloud HS)	37 tackles, 1.0 sacks for 4 yards, 3.5 TFLs for 8 yards
	26	Sitivena Tamaivena	6-1	230	Jr-JC	Renton, Wash. (Mt. San Antonio College/Palo Alto HS)	10 tackles
LCB	3	D'Angelo Ross	5-8	175	Jr-JC	La Puente, Calif. (Fullerton JC/South Hills HS)	19 tackles, 1.0 TFLs for 1 yard, 10 PBU
	19	Elijah Lilly	5-10	152	So-1L	San Bernardino, Calif. (Cajon HS)	14 tackles, 1 TFL for 1 yard, 1 PBU
SS	16	Jacob Girdle	5-11	187	Sr-1L-RS	Rancho Cucamonga, Calif. (Santa Barbara CC/Los Osos HS)	54 tackles, 1.0 TFLs for 2 yards, 2 INT for 34 yards, 4 PBU
	28	Jake Rothschiller	5-8	181	Sr-2L-RS	Westlake Village, Calif. (Westlake HS)	61 tackles, 2.0 sacks for 31 yards, 6.0 TFLs for 41 yards, 2 FF, 3 FR for 7 yards, 1 INT for 91 yards, 1 TD
FS	9	Stanley Barnwell, Jr.	6-2	198	Jr-1L	Opa-Locka, Fla. (Coffeyville CC/Monsignor Pace)	27 tackles, 1.0 TFLs for 1 yard, 1 INT for 8 yards, 1 FF
	14	Gabe Ortega	6-1	195	Fr-RS	Rio Rancho, N.M. (Cleveland HS)	3 tackles
NICK	28	Jake Rothschiller	5-8	181	Sr-2L-RS	Westlake Village, Calif. (Westlake HS)	61 tackles, 2.0 sacks for 31 yards, 6.0 TFLs for 41 yards, 2 FF, 3 FR for 7 yards, 1 INT for 91 yards, 1 TD
	35	Kenneth Maxwell	6-0	193	Sr-2L-RS	Center Hill, Fla. (Prairie View A&M/South Sumpter HS)	6 tackles, 1.0 TFLs for 6 yards
-or-	32	Kyle Rothschiller	5-8	183	Sr-1L-RS	Westlake Village, Calif. (Westlake HS)	3 tackles
RCB	13	Jalin Burrell	6-0	195	Jr-JC	Riverside, Calif. (Moorpark JC/Patriot HS)	47 tackles, 0.5 TFLs for 0 yards, 9 PBU, 1 Defensive 2-pt return
	21	Corey Hightower	5-11	175	Fr-HS	Huntsville, Texas (Huntsville HS)	0 tackles

## SPECIAL TEAMS

Pos.	#	Player	Ht.	Wt.	Cl.-Ex.	Hometown (Last School)	2017 Stats
FGs	95	Jason Sanders	5-11	190	Sr-2L	Orange, Calif. (Villa Park HS)	22-22 XP, 9-13 FG (25G, 23G, 22G, 53 WL, 34G, 39G, 53G, 44 WL, 40 WL, 51G, 42G, 42G, 47 WL)
	94	Andrew Shelley	6-1	179	Fr-HS	Albuquerque, N.M. (Eldorado HS)	Has not seen action
KOs	95	Jason Sanders	5-11	190	Sr-2L	Orange, Calif. (Villa Park HS)	34 touchbacks on 39 kickoffs
	94	Andrew Shelley	6-1	179	Fr-HS	Albuquerque, N.M. (Eldorado HS)	Has not seen action
P	30	Corey Bojorquez	6-0	200	Sr-1L	Bellflower, Calif. (Cerritos College/Mayfair HS)	54 punts, 47.3 avg, 41.6 net, 25 50+, 25 120, 10 TB
	95	Jason Sanders	5-11	190	Sr-2L	Orange, Calif. (Villa Park HS)	Has not punted
DS-P	34	Jared EnRico	6-1	299	Fr-RS	La Mirada, Calif. (La Mirada HS)	Started 10 games
DS-FG	97	Lon Hampton	6-1	231	Jr-RS	Zena, Okla. (Northeast Okla. A&M College/Grove HS)	Started 7 games
Hold	30	Corey Bojorquez	6-0	200	Sr-1L	Bellflower, Calif. (Cerritos College/Mayfair HS)	Played in 10 games
	16	Tevaka Tuioti	6-0	190	Fr-RS	La Mirada, Calif. (La Mirada HS)	Has not held in a game this season
KOR	19	Elijah Lilly	5-10	152	So-1L	San Bernardino, Calif. (Cajon HS)	24 returns for 561 yards, 23.4 avg, 1 TD, long of 100
	20	Daryl Chestnut	5-8	192	Sr-2L	Coconut Grove, Fla. (Christopher Columbus HS/Coffeyville JC)	2 returns, 19.7 avg, long of 27
	4	Romell Jordan	5-9	173	Sr-2L-SQ-RS	Rio Rancho, N.M. (Cleveland HS)	3 returns, 52 yards, 17.3 avg, long of 20
	13	Jalin Burrell	6-0	195	Jr-JC	Riverside, Calif. (Moorpark HC/Patriot HS)	0 returns
PR	4	Romell Jordan	5-9	173	Sr-2L-SQ-RS	Rio Rancho, N.M. (Cleveland HS)	4 returns, 20 yards, 5.0 avg, long of 17
	18	Chris Davis, Jr.	5-7	175	Sr-3L	Westlake Village, Calif. (Oaks Christian HS)	10 returns, 31 yards, 3.1 avg, long of 16

# MAKING NATIONAL HEADLINES



A study for 2016 showed New Mexico Football had over 10,000 articles in print and on the web in addition to seven games on ESPN, three on ROOT Sports and one on CBS Sports Network



**USA  
TODAY**

Featured Lobo Football in its Bowl Preview Section

Gave Lobo Football an 'A' Rating in its 2016 Report Card

Listed Coach Davie among top 10 for best coaching jobs in 2016



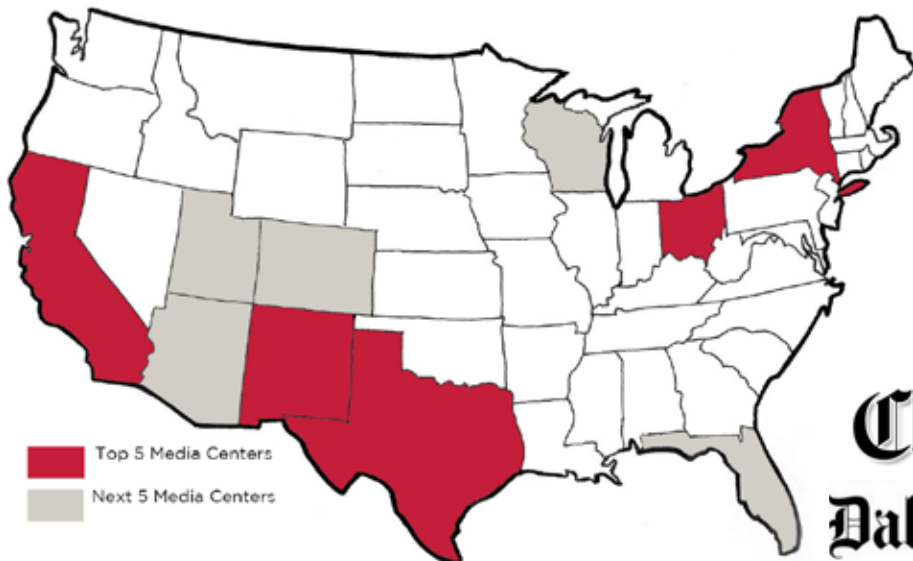
1.39 million viewers for Gildan New Mexico Bowl

Seven games on ESPN, ESPN2 and ESPNU, four in primetime



Numerous articles, including, "New Mexico Football Using Unique Offense in Recent Rise"

**The same study showed New Mexico Football's coverage intensity is highest not just in New Mexico, but in media hot spots of California, New York, Texas and Ohio**



# NY

DAILY NEWS

Chicago Tribune

Dallas Morning News

## Lobo Radio Network

Every New Mexico football game is broadcast over the Lobo Radio Network. 770 KKOB-AM in Albuquerque is the flagship. Robert Portnoy is in his third season of play-by-play broadcasting with the University of New Mexico. The Lobo Radio Network:

Albuquerque	KKOB-AM	770 AM
Aztec	KLJH-FM	96.1 FM
Bloomfield	KLJH-2	107.1FM
Carlsbad	KATK-AM	740 AM
Farmington	KLJH-FM	107.1 FM
Farmington	KLJH-FM	96.1 FM
Farmington	KLJH-1	107.1 FM
Gallup	KYVA-AM	1230 AM
Gallup	KYVA-AM	94.9 FM
Grants	KMIN-AM	980 AM
Hobbs	KWMW-FM	105.1 FM
Las Vegas	KBQL-FM	92.7 FM
Mancos, CO	KLJH-FM	107.9 FM
Pagosa Springs, CO	KLJH-FM	98.3 FM
Santa Fe	KVSF-AM	1400 AM
Ruidoso	KWMW-FM	99.1 FM
Ruidoso	KRUI-AM	1490 AM
Socorro	KYRN-FM	102.1 FM
Window Rock, AZ	KLJH-FM	92.3 FM

Lobo games will be broadcast in Spanish on ESPN Deportes New Mexico on KRZY-AM 1450 and José 105.9 FM, Albuquerque, thanks to an agreement between UNM Athletics and Entrevision NM. Carlos Fourzan will handle the play-by-play duties with Ben Becerra providing analysis.

## Roster Breakdown

### 2016 LETTERMEN RETURNING (37)

(34 from 2016, three redshirts have also lettered)

**Offense (16):** QB (1) Lamar Jordan\*\*\* RB (4) Daryl Chestnut\*\*, Jahvon Jones\*; Richard McQuarley\*\*, Tyrone Owens\*\*, WR (5) Chris Davis, Jr.\*\*, Q' Drennan\*, Emmanuel Harris\*, Patrick Reed\*\*, Anu Somoye\*; **TE (1)** Erik Beilman\*; **OL (5)** Blaise Fountain\*, Charlie Grammel\*, Beau Hott\*, Aaron Jenkins\*, Avery Jordan\*

**Defense (16):** DL (5) Garrett Hughes\*\*, Kene Okonkwo\*\*\*; Cody Baker\*\*, Everett Powell\*, Johnny Williams\* **LB (2)** Alex Hart\*\*, Austin Ocasio\*; **S (6)** Stanley Barnwell, Jr.\*, Jacob Girgle\*, Bijon Parker\*\*, Jake Rothschilder\*\*, Kyle Rothschilder\*, Steven Steele\* **CB (3)** Jadon Boatright\*\*\*, Elijah Lilly\*, Blair Manly\*

**Specialists (2):** P Corey Bojorquez\*, KO/K Jason Sanders\*\*\* denotes letters won

### STARTERS RETURNING (11)

**Offense (6):** QB Lamar Jordan, RB Tyrone Owens, OL Blaise Fountain, OL Aaron Jenkins, OL Avery Jordan, WR Patrick Reed  
**Defense (3):** DL Garrett Hughes, LB Kimmie Carson, NICK Jake Rothschilder

**Specialists (2):** P Corey Bojorquez\*, KO/K Jason Sanders\*\*\*

### STARTERS LOST (13)

**Offense (5):** OL Reno Henderson, OL Chris Lewis, RB Teriyon Gipson, TE Cole Gautsche, WR Matt Quarrels  
**Defense (8):** CB I.B. Brown, CB Nias Martin, S Daniel Henry, Ryan Santos, LB Dakota Cox, LB Donnie White, DL Nik D'Avanzo, DL William Udeh

**Specialists (1):** LS Steven Romero

### REDSHIRTS/SQUAD RETURNING (33)

**Offense (18):** QB (2) Derek Martinez (SQ), Tevaka Tuioti (RS); RB (4) Romell Jordan\*\* (SQ), Kentrail Moran (RS), Jacob Smith (RS), Daevon Vigilant (RS); WR (6) Jay Griffin IV (RS), Delane Hart-Johnson\* (RS), Rafael Hidalgo (RS), Cameron Thomas (RS), Thomas Vieira (SQ), Anselem Umeh (RS); TE (1) Dyson Chmura (SQ), OL (2) Ray Baylor III (SQ), Izrael Castellanos (SQ)

**Defense (15):** DL (3) Nahje Flowers (RS), Emmanuel Joseph (RS), Teton Saltes (RS), LB (7) DaQuan Baker (RS), David Brown (RS), Rashaun Epting (RS), Matthew French (RS), Aaron Overacker (SQ), James Portilla (SQ); Evahelotu Tohi (RS) S (3) Kenneth Maxwell\*\* (RS), Kameron Miller (RS), Gabe Ortega (RS) CB (2) Corey Hightower (RS), Dorsett Valdez (RS)

**Specialists (1):** LS Jared EnRico (RS)

\*denotes letters won

## The Opening List

Elijah Lilly has been waiting to break out. Breaking out against Texas A&M is a pretty good time to do so. Lilly, who had a 97-yard kickoff return for a touchdown against New Mexico State wiped out on a penalty and then had 93-yard return for a touchdown earlier in the game wiped out on a challenge when it was ruled his knee hit the ground when changing direction, finally got a touchdown return that counted, and it was a dandy, weaving his way for a 100-yard score.

Later in the notes we will talk about New Mexico's streak of seasons with a kickoff return for a touchdown (spoiler alert, it's eight straight years), but Lilly's kickoff return of 100 yards was the eighth all-time at UNM (and just the second on the road), five of which have occurred under Bob Davie. Those eight kickoff returns, spread out over six players, are the subject of this week's opening list.

### 100-Yard Kickoff Returns in UNM history

Elijah Lilly.....	at Texas A&M.....	11/11/2017
Carlos Wiggins .....	vs. Hawai'i.....	11/8/2015
Ridge Jones .....	vs. Boise State.....	10/5/2013
Carlos Wiggins .....	vs. New Mexico State.....	10/5/2013
Carlos Wiggins .....	vs. Colorado State .....	11/16/2013
Myles Daughtry.....	vs. UTEP .....	10/2/2010
Jon Sutton .....	at New Mexico State.....	11/22/1975
Fred Henry .....	vs. New Mexico State.....	9/16/1972

## We're Number 1!

New Mexico's special teams has been pretty special this season. Later on in the notes, we will touch on the exploits of punter Corey Bojorquez and kick Jason Sanders, but the Lobos are very quietly the national leader in an interesting statistic, and that's opponent kickoff return average. Jason Sanders pretty much is Mr. Touchback as 24 of his last 25 kickoffs have been touchbacks (the one that wasn't turned into a fumble and UNM ball). Overall, opponents have returned five kickoffs and one onside kick, and they have allowed just 80 yards total for the season and just 13.3 yards per return. Both of those numbers are tops in the nation.

Name	G	Ret	Yards	Avg	TD	Ret/G	Yards/G
1..... New Mexico.....	10	6	80	13.33	0	0.6	8.0
2..... Utah State.....	10	28	431	15.39	0	2.8	43.1
3..... Michigan.....	10	28	438	15.64	0	2.8	43.8
4..... San Jose State.....	11	7	110	15.71	0	0.6	10.0
5..... UTEP .....	10	8	130	16.25	0	0.8	13.0
6..... Kansas State .....	10	32	522	16.31	0	3.2	52.2
7..... Bowling Green.....	10	33	539	16.33	0	3.3	53.9
8..... Florida Atlantic .....	10	18	304	16.89	0	1.8	30.4
9..... Iowa.....	10	29	494	17.03	0	2.9	49.4
10..... Northwestern.....	10	29	503	17.34	0	2.9	50.3

## Turnover Rates

Under Bob Davie, the New Mexico Lobos have made it a habit of not turning the ball over. The 2017 version of the Lobos have struggled with that. In three of UNM's seasons under Bob Davie (2012, 2013 and 2016), UNM has ended the season with just 14 turnovers, and those three seasons are tied for the fewest turnovers in a season in UNM history.

This year's team has had 26 turnovers in nine games, an average of 2.60 turnovers per game. That giveaway rate is the highest for UNM since the 1991 season when UNM suffered 40 turnovers on the season (24 interceptions and 16 fumbles) over 12 games, a turnover rate of 3.33 per game.

This year UNM is 1-7 when losing the turnover battle (defeating Tulsa despite a 3-1 deficit) and the team is 2-0 when winning the battle.

Dating back to October 10, 2014, the Lobos are 13-0 when winning the turnover battle. The last time they won the battle and lost was on that date, when UNM got four takeaways to SDSU's one. Those four takeaways all occurred in the fourth quarter over the span of six plays, including the final three in a row.

## Mr. Burlsworth Gets His Third

Jake Rothschilder, who has gone from walk-on to scholarship to team captain to the leading tackler on the 2017 Lobos, was again named to the initial watch list for the Burlsworth Trophy, given to the most outstanding football player in American who began his career as a Walk-On and has shown outstanding performance on the field. He didn't make the semifinal list that was announced last week.

## UNM VS. UNLV STAT COMPARISON

UNM (10 gms)	Category	UNLV (10 gms)
20.3.....	Points Per Game For	29.2
30.9.....	Points Per Game Against	32.3
181.....	First Downs	207
452.....	Rushing Attempts	432
2261.....	Rushing Yards	2395
5.0.....	Average Per Rush	5.5
226.1.....	Average Per Game	239.5
16.....	Rushing TDs	25
104-208-11 .....	Passing (Comp-Att-Int)	137-251-9
50.0%.....	Completion Pct.	54.6%
1322.....	Passing Yards	1872
132.2.....	Average Per Game	187.2
7.....	TD Passes	9
3583.....	Total Offense	4267
5.4.....	Avg. Per Play	6.2
358.3.....	Avg Per Game	426.7
24-15 .....	Fumbles-Lost	10-5
-1.50 .....	Turnover margin/game	+0.20
54-41.6 .....	Punts-Net Avg.	41-29.8
38/134 (28%).....	Third Down Conversion	54/139
9/21 (43%).....	Fourth Down Conversion	(39%)
32:41 .....	Average time of possession	11/17
13-112 .....	Sacks-Yards	(65%)



## Lobos in the NCAA

Stat	Rank	Value
Total Offense	83	382.1
Rushing Offense	18	237.9
Passing Offense	119	144.2
Team Passing Efficiency	114	109.49
Scoring Offense	110	21.0
Total Defense	34	357.4
Rushing Defense	37	137.6
Passing Yards Allowed	63	219.9
Team Passing Efficiency Defense	91	136.35
Scoring Defense	75	28.2
Turnover Margin	127	-1.56
3rd Down Conversion Pct	127	0.283
4th Down Conversion Pct	94	0.429
3rd Down Conversion Pct Defense	48	0.362
4th Down Conversion Pct Defense	T-83	0.545
Red Zone Offense	124	0.704
Red Zone Defense	122	0.926
Net Punting	3	43.55
Punt Returns	110	4.08
Kickoff Returns	94	19.52
First Downs Offense	T-94	170
First Downs Defense	T-39	166
Fewest Penalties Per Game	84	6.78
Fewest Penalty Yards Per Game	74	56.67
Time of Possession	19	32:28

### Individual Leaders

Stat	Player	Value
APY	Tyrone Owens	539
FGM	Jason Sanders	9
Int	Jacob Girdle	2
Pass Eff	Lamar Jordan	123.50
Points	Jason Sanders	47
Punt Avg	Corey Bojorquez	430.4
Punt Ret Yds	Chris Davis	31
Rec	Chris Davis	23
Receiving Yards	Jay Griffin IV	268
Rush Net Yards	Tyrone Owens	521
Sacks	Garrett Hughes	2.0
Tackles	Jake Rothschilder	55
Tot Off	Lamar Jordan	803

## Season Honors

### Jason Sanders - PK

Lou Groza Watch List  
Phil Steele Preseason Fourth Team  
Mountain West Special Teams Player of the Week

### Blaise Fountain - C

Rimington Watch List  
Athlon Preseason Fourth Team

### Aaron Jenkins - OL

Phil Steele Preseason First Team  
Athlon Preseason Second Team  
CFN Preseason First Team  
Preseason All-Mountain West

### Garrett Hughes - DL

Phil Steele Preseason First Team  
Athlon Preseason First Team  
CFN Preseason First Team  
Preseason All-Mountain West

### Tyrone Owens - RB

Earl Campbell Tyler Rose Watch List  
Phil Steele Preseason Second Team  
Athlon Preseason Second Team  
CFN Preseason First Team  
Preseason All-Mountain West

### Kimmie Carson - LB

Phil Steele Preseason Second Team

### Elijah Lilly - KR

Phil Steele Preseason Second Team

### Corey Bojorquez - P

Phil Steele Preseason Fourth Team  
Ray Guy National Punter of the Week

### Richard McQuarley - RB

Athlon Preseason Fourth Team  
Mountain West Offensive Player of the Week

### Avery Jordan - OL

Athlon Preseason Fourth Team

### Jake Rothschilder - DB

Mountain West Defensive Player of the Week

## Turnover Table

2016	Takeaways	Pts.	Giveaways	Pts.
USD	3	17	1	7
at NMSU	0	0	2	10
at RU	1	7	2	3
SJSU	1	7	1	7
BSU	0	0	1	0
vs. AFA	0	0	0	0
ULM	2	10	3	10
at UH	1	7	1	0
NEV	2	0	2	14
at USU	1	0	0	0
at CSU	0	0	0	0
WYO	1	7	1	7
UTSA	1	0	0	0
<b>Total</b>	<b>13</b>	<b>55</b>	<b>14</b>	<b>58</b>

UNM Turnover Margin: -1

UNM TO Scoring Margin: -3 (UNM 9-13, Opp 10-14)

2017	Takeaways	Pts.	Giveaways	Pts.
ACU	3	10	2	7
NMSU	2	3	4	10
at BSU	0	0	2	7
at TULSA	1	3	3	6
AFA	2	14	0	0
at FS	1	0	2	3
CSU	0	0	1	3
at WYO	0	0	7	35
USU	2	3	4	14
at TAMU	0	0	1	7
UNLV				
at SDSU				
<b>Total</b>	<b>11</b>	<b>33</b>	<b>26</b>	<b>92</b>

UNM Turnover Margin: -15

UNM TO Scoring Margin: -59 (UNM 7-11, Opp 16-26)

Rothschiller leads New Mexico in tackles, sacks, tackles for loss, forced fumbles and fumbles recovered. While he didn't lead UNM in tackles (he has done so in four of the 10 games), he maintained his team lead for the season.

On Saturday, Rothschilder nearly recovered his fourth fumble of the season. If he can get one more before the season ends to get to four it would tie him for the fifth-most in a season in school history, and it would tie for the most in the last 23 seasons at UNM.

As it stands, Rothschilder is tied for second nationally in fumbles recovered with his three.

### The Other Side of the Coin

New Mexico's defense has been pretty good all year long, but the one thing they have struggled with is takeaways, getting just 11 so far. If that were to hold, that would be second lowest amount of takeaways for UNM since the 1946 season. Only in 2013, when UNM had 10 takeaways, has it been lower.

### More School Records on the Horizon

UNM's 80 yards allowed on kickoff returns, along with the 13.3 average return allowed would both be school records. The current record for fewest yards allowed is 307 yards, which was allowed last year. For comparison, the year before Jason Sanders started handling kickoffs, UNM allowed 1,145 yards on 50 returns. In Sanders' entire career, UNM has allowed 1,305 yards on 63 returns.

### Are You Not Entertained?

SportsOnEarth.com's Matt Brown has named Bob Davie's Lobos as the Most Entertaining Team to watch in the Mountain West, and one of the Most Entertaining Teams in all of college football.

Here's some of what Brown had to say about the team. "Davie has done a fantastic job with the Lobos, embracing an explosive running offense that led the nation in both yards per carry (6.6) and yards per game (350) last season, when they went 9-4 for their best season in nearly a decade. They have a veteran quarterback in Lamar Jordan, and while they lose top rusher Teriyon Gipson, they have three players who ran for over 650 yards last year, plus solid experience on the offensive line."

Brown added, "The Lobos are in a tough Mountain West Mountain Division that should be entertaining as a whole, with star QBs in Boise State's Brett Rypien and Wyoming's Josh Allen, a potentially dangerous Colorado State offense and Air Force's option attack. So, yes, nearly this entire division would be a good answer here, but New Mexico exists as a wild card that is capable of piling up yards and springing upsets, making the Lobos intriguing to follow."

### Let's Get Defensive

Despite giving up a season-high 562 yards of offense to Texas A&M, the Lobos run defense was stout again, allowing just 63 yards on the ground. It marked the fourth time this season that UNM has limited an opponent to under 100 yards on the ground. UNM is now allowing just 130.1 yards per game on the ground, and that's good for 29th nationally.

It was just five years ago that UNM's defense was allowing 256.8 yards per game rushing, ranking 125th nationally.

### Still a Great Run

The Lobos have won 19 games over the last two-plus seasons. In the history of the program, the team has only won 20 or more in three straight seasons only 10 times, so one more win would make it 11. Bob Davie himself has one of those, winning 20 from 2014-16.

Davie has done it once (2014-16, 20); Rocky Long has done it four times (2005-07, 21; 2003-05, 21; 2002-04, 22; 2001-03, 21); Bill Weeks has done it twice (1962-64, 22; 1961-63, 20); and Ted Shipkey has done it twice (1938-40, 21; 1937-39, 20)

There's been 20 won over three seasons one other time, spanning two different coaches. That was from 1981-83 when the program won 20 between Joe Morrison and Joe Lee Dunn.

## Stat of the Week

# 8

The number of 100-yard kickoff returns in the history of New Mexico football, a number that went up one when Elijah Lilly took a kickoff against Texas A&M from the goal line to the house. It marked his second career kickoff return touchdown.

**Associated Press Poll (Week 12)**

Pl.	Team (First-place votes)	Record	Pts.	LW
1	Alabama(57)	10-0	1521	—
2	Miami(4)	9-0	1438	+5
3	Oklahoma	9-1	1367	+2
4	Clemson	9-1	1358	—
5	Wisconsin	10-0	1322	+1
6	Auburn	8-2	1199	+4
7	Georgia	9-1	1151	-5
8	Ohio State	8-2	1036	+3
9	Notre Dame	8-2	1001	-6
10	Oklahoma State	8-2	898	+2
11	TCU	8-2	875	-3
12	USC	9-2	866	+3
13	Penn State	8-2	818	+3
14	UCF	9-0	807	—
15	Washington State	9-2	614	+4
16	Washington	8-2	575	-7
17	Mississippi State	7-3	492	+1
18	Memphis	8-1	437	+2
19	Michigan	8-2	315	+2
20	Stanford	7-3	287	NR
21	LSU	7-3	276	NR
22	Michigan State	7-3	259	-9
23	South Florida	8-1	236	-1
24	West Virginia	7-3	222	-1
25	NC State	7-3	178	NR

**Dropped from rankings:** Virginia Tech 17, Iowa State 24, Iowa 25  
**Others receiving votes:** Virginia Tech 110, Northwestern 72, Arizona 49, Iowa State 27, **Boise State 6**, Georgia Tech 6, Army 3, Iowa 2, South Carolina 2

**Amway/USA Today Coaches Poll (Week 11)**

Pl.	Team (First-place votes)	Record	Pts.	+/-
1	Alabama(63)	10-0	1575	—
2	Miami	9-0	1465	+4
3	Clemson	9-1	1406	+1
4	Wisconsin	10-0	1395	-1
5	Oklahoma	9-1	1386	+2
6	Auburn	8-2	1250	+4
7	Georgia	9-1	1184	-5
8	Ohio State	8-2	1076	+3
9	Notre Dame	8-2	947	-4
10	USC	9-2	917	+4
11	Penn State	8-2	912	+2
12	UCF	9-0	910	—
13	Oklahoma State	8-2	902	+2
14	TCU	8-2	814	-5
15	Washington	8-2	642	-7
16	Washington State	9-2	587	+4
17	Memphis	8-1	509	+2
18	Michigan	8-2	394	+4
19	Mississippi State	7-3	373	-1
20	South Florida	8-1	361	+1
21	LSU	7-3	282	+4
22	NC State	7-3	271	+2
23	Stanford	7-3	206	NR
24	Michigan State	7-3	179	-8
25	West Virginia	7-3	171	NR

**Dropped from rankings:** Virginia Tech 17, Iowa State 23  
**Others receiving votes:** Virginia Tech 94, Northwestern 67, Arizona 54, **Boise State 40**, South Carolina 33, Iowa 16, Kentucky 16, Army 14, **San Diego State 11**, Iowa State 9, Troy 5, Ohio 2

**Goodbye Seniors**

Friday night is Senior Night, and UNM will say goodbye to 20 seniors who will be playing their final home games at UNM.

#3	Richard McQuarley	RB	Meridian, Miss.
#4	Romell Jordan	RB	Rio Rancho, N.M.
#6	Austin Ocasio	LB	Babylon, N.Y.
#12	Steven Steele	S	Rio Rancho, N.M.
#13	Lamar Jordan	QB	Frisco, Texas
#16	Jacob Girgle	S	Rancho Cucomonga, Calif.
#18	Chris Davis Jr.	WR	Westlake Village, Calif.
#20	Daryl Chestnut	RB	Coconut Grove, Fla.
#28	Jake Rothschilder	S	Westlake Village, Calif.
#30	Corey Bojorquez	P	Bellflower, Calif.
#32	Kyle Rothschilder	S	Westlake, Calif.
#35	Kenneth Maxwell	S	Center Hill, Fla.
#36	Dorsett Valdez	CB	Albuquerque, N.M.
#59	Blaise Fountain	OL	Wichita, Kan.
#72	Avery Jordan	OL	Houston, Texas
#74	Ray Baylor	OL	Houston, Texas
#95	Garrett Hughes	DL	Corona, Calif.
#95	Jason Sanders	K	Orange, Calif.
#96	Johnny Williams	DL	Hemet, Calif.
#98	Kene Okonkwo	DL	Mesquite, Texas

**20 Is the Loneliest Number, Despite what Three Dog Night Says**

Three Dog Night had a hit song with "One", saying it's the loneliest number. As far as UNM is concerned, that number is 20. Under Bob Davie, the Lobos have attempted fewer than 20 passes in a game 45 times, going 29-27. However, when UNM has attempted 20 or more passes in a game under Bob Davie the Lobos are just 1-16.

Date	Opponent	Passes	Score
11/24/12	Colorado State	21	L 20-24
10/12/13	at Wyoming	24	L 31-38
10/19/13	Utah State	20	L 10-45
11/2/13	at San Diego State	20	L 30-35
10/10/14	San Diego State	24	L 24-35
9/12/15	Tulsa	21	L 21-40
9/18/15	at Arizona State	29	L 10-34
10/10/15	at Nevada	24	L 17-35
10/17/15	Hawai'i	26	W 28-27
10/24/15	at San Jose State	20	L 21-31
12/19/15	Arizona	22	L 37-45
9/10/16	at New Mexico State	23	L 31-32
9/17/16	at Rutgers	24	L 28-37
9/9/17	New Mexico State	38	L 28-30
10/14/17	at Fresno State	30	L 0-38
10/28/17	at Wyoming	25	L 3-42
11/4/17	Utah State	22	L 10-24

**Lobo OL Earns Mid-Season Joe Moore Award Honors**

Twenty-one offensive lines were named to the Joe Moore Mid-Season Honor Roll by the Foundation for Teamwork, and The University of New Mexico's unit was one of the 21 that made the list. Overall 21 units were honored, with 16 residing in the AP Top 25 at the time.

The Lobo offensive line has been anchored by two seniors in Rimington candidate Blaise Fountain at center and Avery Jordan at left tackle. Junior Aaron Jenkins has started at right guard mostly with Ray Baylor III also starting there. UNM's other two spots have seen shared duty. Charlie Grammel, Ray Baylor III and Chris Estrella have all started at left guard, and Izrael Castellanos, Teton Saltes and Jenkins have started at right tackle.

Last year, UNM led the nation with 350.0 yards per game, the first time in school history the Lobos have led the nation in rushing. Joining UNM on the mid-season honor roll, in alphabetical order: Alabama, Auburn, Buffalo, Clemson, Georgia, Miami, Navy, North Carolina State, New Mexico, Notre Dame, Ohio State, Oklahoma, Oregon, San Diego State, SMU, Stanford, TCU, Virginia Tech, Washington, Western Michigan, and Wisconsin.

**Stat of the Week**

**58/73**

The number of times in 73 games that UNM has had a 100-yard rusher. Against Colorado State, Tyrone Owens became the third Lobo to rush for 100 yards, going for 159 against Colorado State. Coltin Gerhart and Richard McQuarley also have rushed for 100 yards in a game this season.

**Things That Make You Go Hmmm...**

**73.9%**

The career touchback percentage of Jason Sanders. His season mark is 86.1%, and that mark is actually better 31 of 32 NFL teams this season.

**Special Teams Tackles (2017)**

Player	Total	KO	Punt
Michael Sewell, Jr.	2	1	1
Jordan Flack	1	1	0
Willie Hobby, Jr.	1	0	1
Sitivena Tamiavena	1	0	1
Jake Rothschilder	1	0	1
Romell Jordan	1	1	0
Bijon Parker	1	0	1
Kenneth Maxwell	1	1	0
DaQuan Baker	1	1	0
Anu Somoye	1	0	1
<b>Total</b>	<b>11</b>	<b>5</b>	<b>6</b>

**Career Starts**

OFFENSE						
QB	'13	'14	'15	'16	'17	Total
13 L. Jordan	4	12	9	8		33
11 Gerhart					1	1
16 Tuioti					1	1
RBs	'13	'14	'15	'16	'17	Total
25 Owens			0	10	10	20
3 McQuarley		1	4	4		9
20 Chestnut			0	1	2	3
4 R. Jordan		1	0	0	1	2
TEs	'13	'14	'15	'16	'17	Total
10 Shuler					3	3
88 Williams					4	4
WRs	'13	'14	'15	'16	'17	Total
5 Reed		1	13	10		24
11 Hart-Johnson			5	0		5
8 Drennan			0	10		10
23 Griffin IV				4		4
18 Davis, Jr.		0	0	0	3	3
OL	'13	'14	'15	'16	'17	Total
55 Jenkins		0	13	13	10	36
59 Fountain				13	10	23
72 A. Jordan				7	10	17
77 Grammel				7	4	11
74 Baylor III					7	7
78 Castellanos				0	4	4
79 Estrella					3	3
50 Saltes					2	2
DEFENSE						
DL	'13	'14	'15	'16	'17	Total
95 Hughes		1	8	11	10	30
53 C. Baker			4	3	10	17
96 Williams				0	7	7
52 Blackwell					2	2
92 Conyers					1	1
98 Okonkwo		0	1	0	0	1
LBs	'13	'14	'15	'16	'17	Total
2 Carson		9	12	12	0	33
47 Ocasio				1	10	11
33 Hart			0	1	10	11
99 Epting					8	8
29 Flack					2	2
DBs	'13	'14	'15	'16	'17	Total
28 J. Rothschiller			4	7	10	21
16 Jacob Girdle				2	8	10
13 Jalin Burrell					10	10
4 Bijon Parker			0	0	7	7
3 D'Angelo Ross					10	9
9 Stanley Barnwell, Jr.				0	3	3
35 Kenneth Maxwell		0	1	0	1	2
19 Elijah Lilly				0	1	1
8 Willie Hobdy, Jr.					1	1

**Lobos in the NFL**

**Byron Bell Dallas Cowboys Offensive Tackle**  
Bell was an undrafted free agent and is his sixth season in the NFL and first with the Dallas Cowboys after one with Tennessee and four with the Panthers. He has started 72 games in his NFL career, playing in 83 of 85 games.

**Jhurrell Pressley Jacksonville Jaguars Running Back**  
Pressley was signed to the practice squad of Green Bay before being released, and then he was signed to Atlanta's practice squad. He was picked up by Jacksonville for his second NFL season.

**Glover Quin Detroit Lions Safety**  
Quin is in his ninth season in the NFL, and fifth with Detroit. Glover was a 4th round draft choice, and the 112th overall pick by the Houston Texans in 2009. He has played in 122 out of a possible 123 games in his career with 573 total tackles, 3.0 sacks, seven forced fumbles, four fumble recoveries, 22 interceptions, 77 passes defended and two touchdowns.

**Marquis Bundy New York Giants Wide Receiver**  
Bundy is in his first season with the Giants after spending part of the 2016 season with the Arizona Cardinals, getting signed to the practice squad after week 12. He joined the Giants in 2017 camp and is on their practice squad.

**Davie Has Raised the Bar at UNM**

The New Mexico Lobos at one time, not all that long ago, were not thought of very highly. In 2012, every publication that came out with a ranking of all 127 college football teams ranked the Lobos in the exact same spot.

USA Today? 127.  
Orlando Sentinel? 127.  
Anyone else? 127.

Well, those Lobos do not exist. Nothing shows the progress of the New Mexico Lobos under Bob Davie than the 1-128 list published by College Football News, which listed the Lobos No. 51 in the nation, predicting an 8-4 regular season record. The publication has New Mexico listed as the fourth team from the Mountain West, and the Lobos are listed ahead of 24 Power 5 conference teams, including Mississippi State (53), Syracuse (54), Ole Miss (56), Pitt (57), Michigan State (59), Missouri (62), Kentucky (67), Baylor (68), Vanderbilt (69) and Texas Tech (70).

**Davie Establishes Non-Conference Mark**

Bob Davie is the only Lobo coach to record two non-conference wins in each of his first six seasons at the helm of the Lobos. He got to that mark with the win over Tulsa.

The only other Lobo coach to ever win at least two non-conference match-ups in the even his first five seasons was Ted Shipkey, who did it from 1937-41. Here are a few things that did not exist the last time a Lobo coach won at least two non-conference games in his first five seasons:

- World War I (World War II hadn't started yet, so World War I was referred to as the Great War.)
- Daylight Savings Time (started in 1942)
- Anne Frank's Diary (she started writing it on her 13th birthday in 1942)
- Stephen Hawking (he was born in 1942)
- Color Film (Eastman Kodak invented it in 1942)
- Chemotherapy (This was first tested in 1942 by Alfred Gilman, Louis S. Goodman and Frederick S. Philips)

**Making the Grade**

The postseason media was truly kind to New Mexico and its 9-4 bowl winning season. USA Today gave a letter grade to all 128 FBS teams, and the Lobos came out with an A, one of just 15 teams with either an A or an A+. In addition, USA Today also ranked the top 10 coaching performances of the 2016 season, and Bob Davie's work with the team was listed among the top 10.

It's easy to see why with a rushing offense that has finished in the top 10 in all five of Coach Davie's seasons, and a defense that has now chopped 50 yards or more from its defensive average the last three seasons. Last year the Lobos led the nation in rushing yards per game, total rushing yards, and yards per carry, as well as setting school records for total offense, rushing offense, and scoring offense.

**No Long Return for You**

When you have Jason Sanders drilling kickoffs out of the back of the end zone, it makes it easy to not allow a long return. UNM has allowed just six kickoff returns, none longer than 19 yards, and one of those six ended up as a fumbled kickoff. How does that stack up nationally? Well, only New Mexico is the only team that hasn't allowed a kickoff return of 20 or more yards this season. It had been UNM and Florida, but the Florida dropped off the last November 4, which means it's a lonely little list:

Team	Returns	Longest
New Mexico	6	19

**Wedding Crashers**

Corey Bojorquez is not only an ordained minister, but he's a heck of a punter too. This season he is on the Ray Guy Watch List. Bojorquez is averaging 47.3 yards per punt this season, with 25 of his 54 punts going for over 50 yards, including four 70-yarders. He had a 77-yarder against New Mexico State, a 71-yarder against Air Force, a 78-yard punt against Colorado State and against Wyoming he unleashed a 75-yarder. He has also pinned 25 punts inside the 20.

Bojorquez has a nice cushion over Ben Skaer's UNM record for punting average in a season, as Ben averaged 45.8 yards per punt in 2013.

Bojorquez currently has a 44.8 career average and that would top Mike Nesbitt, who averaged 42.9 yards per punt over the 1992-93 seasons. He won't have enough punts to qualify for the NCAA lists for career average.

Last season Corey Bojorquez hit an 80-yard punt, which is the second-longest in UNM history. Of the seven longest punts in UNM history, Bojorquez has four of them.

81	Bob Crandall vs. Colorado State	11/15/1958
80	Corey Bojorquez at Colorado State	11/19/2016
79	Jim Haynes vs. BYU	10/3/1975
79	A.L. Terpening vs. Wyoming	10/18/1952
78	Corey Bojorquez vs. Colorado State	10/20/2017
78	Cort Moffitt vs. Texas Tech	8/26/2000
77	Corey Bojorquez vs. New Mexico State	9/9/2017
75	Corey Bojorquez at Wyoming	10/28/2017

**Graduate Plans**

**10**

The Lobos have 10 players who have already graduated and are working on graduate or second degrees; Daryl Chestnut, Coltin Gerhart, Jacob Girdle, Garrett Hughes, Lamar Jordan, Kenneth Maxwell, Jake Rothschiller, Kyle Rothschiller, Dorsett Valdez and Johnny Williams

Here is where that ranks nationally (Tied for 16th):

- 18 – Northwestern
- 17 – Coastal Carolina
- 14 – Cincinnati, East Carolina
- 13 – Toledo
- 12 – TCU, Alabama, Oregon, Western Illinois
- 11 – Georgia State, Kansas State, Maryland, UCF, USF, Virginia
- 10 – Kent State, Nevada, New Mexico, South Alabama, Texas Tech, West Virginia

## Record Watch

### CAREER RUSHING YARDS

	Yds.	Player	Years
1.	4,973	DonTrell Moore	2002-05
2.	3,862	Mike Williams	1975-78
3.	3,564	Rodney Ferguson	2004-08
4.	3,332	Winslow Oliver	1992-95
5.	3,233	Kasey Carrier	2009-13
6.	3,146	Teriyon Gipson	2013-16
7.	2,935	Fred Henry	1970-72
8.	2,725	Jhurell Pressley	2012-15
9.	2,520	Willie Turrall	1982-85
10.	<b>2,386</b>	<b>Lamar Jordan</b>	<b>2014-pres.</b>
11.	2,364	Mike Carter	1978-82
12.	2,131	Lennox Gordon	1995-98
13.	2,090	Jarrold Baxter	1998-01
14.	2,071	Rocky Long	1969-71
15.	2,030	Jimmy Sayers	1977-80
16.	2,001	Don Perkins	1957-59
17.	1,971	Dave Bookert	1967-69
18.	1,937	Bobby Santiago	1960-62
19.	1,860	Cole Gautsche	2012-16
20.	1,840	Rich Diller	1971-73
21.	1,833	Holmon Wiggins	1998-01
22.	<b>1,794</b>	<b>Tyrone Owens</b>	<b>2015-pres.</b>
23.	1,667	David Osborn	1979-82
24.	1,663	Michael Johnson	1980-83
25.	1,603	Crusoe Gongbay	2011-14
26.	1,531	Sam Scarber	1968-70
27.	1,471	Rudy Krall	1946-48
28.	1,466	Nate McCall	1970-71

## Lobo Walk Ons

Here are the Lobo Walk-ons by position that are on the active roster:

QB (3)	Jacob Hennie, Corona, Calif. (Air Force Prep/Santiago HS)
	Jonah Leyva, Carlsbad, N.M. (Carlsbad HS)
	Derek Martinez, Albuquerque, N.M. (Cibola HS)
RB (5)	Javohn Jones, Albuquerque, N.M. (La Cueva HS)
	Bobby Cole, Chatsworth, Calif. (Sierra Canyon HS)
	Micah Gray, Clovis, N.M. (Clovis HS)
	Jacob Smith, Albuquerque, N.M. (Cibola HS)
	Josh Woison, Albuquerque, N.M. (La Cueva HS)
WR (5)	Eljah Gamboa, Farmington, N.M. (Piedre Vista HS)
	Cade Hackey, Hatch, N.M. (Hatch HS)
	Rafael Hidalgo, Brooklyn, N.Y. (Hudson Valley JC/Lane HS)
	Cameron Thomas, Katy, Texas (Seven Lakes HS)
	Thomas Viera, Albuquerque, N.M. (La Cueva HS)
TE (1)	Aaron Overacker, Albuquerque, N.M. (La Cueva HS)
OL (3)	Jacob Barnhill, Albuquerque, N.M. (Sandia HS)
	Jacob Mairson, Los Alamos, N.M. (Los Alamos HS)
	Hayden Wilson, Rio Rancho, N.M. (Cleveland HS)
P (1)	John Mitchell III, Great Falls, Va. (OLOGC HS)
K (3)	Gabriel Dunkle, Glendora, Calif. (Glendora HS)
	Dylan Kelly-Romero, Los Lunas, N.M. (Los Lunas HS)
	Andrew Shelley, Albuquerque, N.M. (Eldorado HS)
DB (5)	Johnny Hernandez, Tececula, Calif.
	Kevin Maresca, Los Alamos, N.M. (Los Alamos HS)
	Kyle Rothschilder, Westlake Village, Calif. (Westlake HS)
	Steven Steele, Rio Rancho, N.M. (Cleveland HS)
	Dorsett Valdez, Albuquerque, N.M. (Volcano Vista HS)
LB (4)	David Brown, Albuquerque, N.M. (Eldorado HS)
	Matt French, Crestview, Fla (Crestview HS)
	James Portilla, El Dorado Hills, Calif. (Oak Ridge HS)
	Xavier Vigil, Santa Fe, N.M. (St. Michael's HS)

## Lobo Captains

New Mexico has four captains for the season, all selected by a vote of the players. The selections are three-time captain Lamar Jordan and three first-time captains in Blaise Fountain, Alex Hart and Jake Rothschilder.

For Lamar Jordan, he is the first three-time offensive captain in the history of the program, and he is only the second overall, joining former teammate Dakota Cox.

Name	Team	Yr.	Pos.	G	Punts	Yards	Avg.	Punts/G	Yards/G
1..... Michael Dickson.....	Texas	JR	P	10	57	2773	48.65	5.7	277.3
2..... Johnny Townsend.....	Florida	SR	P	9	54	2619	48.50	6.0	291.0
3..... Corey Bojorquez.....	New Mexico	SR	P	10	54	2552	47.26	5.4	255.2
4..... Trevor Daniel.....	Tennessee	SR	P	10	62	2919	47.08	6.2	291.9
5..... Corey Fatony.....	Missouri	JR	P	10	41	1885	45.98	4.1	188.5
6..... Shane Tripucka.....	Texas A&M	SR	P	10	61	2796	45.84	6.1	279.6
7..... Tom Sheldon.....	N Carolina	SO	P	8	45	2061	45.80	5.6	257.6
8..... Mitch Wishnowsky.....	Utah	JR	P	10	38	1724	45.37	3.8	172.4
9..... Cade Coffey.....	Idaho	FR	K	9	47	2132	45.36	5.2	236.9
10.... Corliss Waitman.....	South Ala	JR	P	10	56	2535	45.27	5.6	253.5

## Lilly Helps Extend UNM's Streak

One of the hallmarks of Bob Davie's teams at New Mexico are kickoff returns. Specifically kickoff return touchdowns. Through nine games, it was starting to look like a crazy streak for UNM was going to end, but then Elijah Lilly happened. Lilly went 100 yards against Texas A&M for a touchdown, extending UNM's streak of consecutive seasons with a kickoff return touchdown to eight straight. The University of New Mexico now has had 10 in the last six seasons, and it could have been 12, but Elijah Lilly's 100-yard return for a touchdown was called back against New Mexico due to a holding call, and a 93-yarder earlier in the Texas A&M game was called back via a replay review. Still the 10 over the last six seasons is tied with San Diego State and Kansas State for the most kickoff return touchdowns over the last six years. On the next page are the top 10 FBS teams in terms of kickoff return touchdowns since 2012 and the top streaks in years.

### Current Streaks (Years)

Kansas State	13
New Mexico	8
Marshall	4
Western Michigan	4
Oregon State	4*
Duke	4*

\*not extended yet

School	2017	2016	2015	2014	2013	2012	-	Total
San Diego State	2	3	3	0	0	2	-	10
Kansas State	1	1	4	1	1	2	-	10
<b>New Mexico</b>	<b>1</b>	<b>1</b>	<b>1</b>	<b>2</b>	<b>3</b>	<b>2</b>	-	<b>10</b>
Duke	0	1	4	1	2	0	-	8
Utah	0	1	1	1	0	4	-	7
North Carolina	2	2	0	0	2	1	-	7
Memphis	3	3	0	0	0	0	-	6
Rutgers	0	1	3	0	2	0	-	6
Texas Tech	1	0	2	0	1	2	-	6
UTEP	0	0	0	2	2	2	-	6
Marshall	2	1	2	1	0	0	-	6
UCF	1	1	0	1	0	3	-	6
Tennessee	1	1	3	0	0	1	-	6

## McQuarley Continues to Move Up The Charts

Richard "Rock" McQuarley's is the current leader on the team with 31 career rushing touchdowns. Here is the current top-10 list at UNM.

### CAREER TOUCHDOWNS

	Tds	Player	Year
1.	51	DonTrell Moore	2002-05
2.	35	Jhurell Pressley	2012-15
3.	34	Rodney Ferguson	2004-08
4.	32	Teriyon Gipson	2013-16
5.	<b>31</b>	<b>Richard McQuarley</b>	<b>2015-present</b>
	31	Stoney Case	1991-94
7.	29	Willie Turrall	1982-85
8.	27	Mike Williams	1975-78
9.	26	Kasey Carrier	2009-13
10.	24	Jhurell Pressley	2012-15

## UNM Can Add to This List

Of the top 10 teams that UNM has defeated the most, the Lobos faces off with five of them this season. UNM still has one more opportunity to add to this list. Below is the list:

Pl.	Wins	Opponent
1.	<b>70</b>	<b>New Mexico State</b>
2.	43	UTEP
3.	<b>34</b>	<b>Wyoming</b>
4.	<b>25</b>	<b>Colorado State</b>
5.	24	Northern Arizona
6.	20	Arizona

## Stat of Note

# 50

The career record for games played at UNM is 50, held by Steven Romero (2013-16), David Anaya, Marquis Bundy and Jhurell Pressley (all 2012-15). The current leader on the team is Jason Sanders with 48 games, meaning if he takes the field in the final two games, he will tie those other players for the record.

## Stat Tracker

# 4

The number of schools in which the head football coach and the university president both got their undergrads at the same school. New Mexico's Bob Davie and president Chaouki Abdallah both graduated from Youngstown State. Other schools on the list are Air Force, Oklahoma State and BYU. Those other three are all at their alma maters.

## 100-yard Rushing Games Under Bob Davie (by Date)

Pl.	Total	Player	Opponent	Date
1.	103	Demarcus Rogers	Southern	9/1/2012
2.	129	Kasey Carrier	at New Mexico State	9/22/2012
3.	191	Kasey Carrier	Texas State	10/6/2012
4.	161	Kasey Carrier	at Hawai'i	10/13/2012
5.	104	Cole Gautsche	at Hawai'i	10/13/2012
6.	338	Kasey Carrier	at Air Force	10/20/2012
7.	136	Kasey Carrier	Fresno State	10/27/2012
8.	149	Cole Gautsche	at Wyoming	11/10/2012
9.	109	Kasey Carrier	at Wyoming	11/10/2012
10.	145	Kasey Carrier	Nevada	11/17/2012
11.	118	Cole Gautsche	UTSA	8/31/2013
12.	291	Kasey Carrier	at UTEP	9/7/2013
13.	191	Kasey Carrier	UNLV	9/28/2013
14.	119	Carlos Wiggins	UNLV	9/28/2013
15.	108	Cole Gautsche	UNLV	9/28/2013
16.	127	Cole Gautsche	New Mexico State	10/5/2013
17.	126	Kasey Carrier	New Mexico State	10/5/2013
18.	113	Cole Gautsche	at Wyoming	10/12/2013
19.	104	Kasey Carrier	at Wyoming	10/12/2013
20.	179	Kasey Carrier	Air Force	11/8/2013
21.	140	Cole Gautsche	Air Force	11/8/2013
22.	184	Cole Gautsche	UTEP	8/30/2014
23.	139	Crusoe Gongbay	at New Mexico State	9/20/2014
24.	163	Crusoe Gongbay	Fresno State	9/26/2014
25.	106	Lamar Jordan	at UTSA	10/4/2014
26.	102	Jhurell Pressley	at UTSA	10/4/2014
27.	148	Jhurell Pressley	at Air Force	10/18/2014
28.	138	Jhurell Pressley	at UNLV	11/1/2014
29.	154	Jhurell Pressley	vs. Boise State	11/8/2014
30.	205	Teriyon Gipson	vs. Boise State	11/8/2014
31.	109	Jhurell Pressley	at Colorado State	11/22/2014
32.	101	Jhurell Pressley	Wyoming	11/29/2014
33.	108	Daryl Chestnut	Mississippi Valley St.	9/5/2015
34.	147	Lamar Jordan	at Wyoming	9/26/2015
35.	103	Jhurell Pressley	at Wyoming	9/26/2015
36.	157	Lamar Jordan	New Mexico State	10/3/2015
37.	142	Teriyon Gipson	New Mexico State	10/3/2015
38.	132	Jhurell Pressley	Boise State	11/14/2015
39.	170	Jhurell Pressley	Air Force	11/28/2015
40.	135	Lamar Jordan	Arizona	12/19/2015
41.	181	Teriyon Gipson	South Dakota	9/1/2016
42.	101	Lamar Jordan	at Rutgers	9/17/2016
43.	156	Teriyon Gipson	San Jose State	10/1/2016
44.	117	Tyrone Owens	San Jose State	10/1/2016
45.	139	Lamar Jordan	Boise State	10/7/2016
46.	140	Teriyon Gipson	vs. Air Force	10/15/2016
47.	126	Tyrone Owens	vs. Air Force	10/15/2016
48.	171	Tyrone Owens	ULM	10/22/2016
49.	134	Tyrone Owens	at Hawai'i	10/29/2016
50.	121	Teriyon Gipson	Nevada	11/5/2016
51.	107	Teriyon Gipson	at Utah State	11/12/2016
52.	157	Tyrone Owens	at Colorado State	11/19/2016
53.	217	Teriyon Gipson	Wyoming	11/26/2016
54.	176	Lamar Jordan	Wyoming	11/26/2016
55.	121	Richard McQuarley	Wyoming	11/26/2016
56.	156	Coltin Gerhart	at Tulsa	9/23/2017
57.	179	Richard McQuarley	Air Force	9/30/2017
58.	159	Tyrone Owens	Colorado State	10/20/2017

7.	17	Utah
8.	15	San Diego State
9.	14	Air Force
	14	BYU
	14	Albuquerque Indian School

### UNM Excelling in the Classroom As Well

Not only does New Mexico succeed on the field, but they succeed in the classroom as well. For 2016, the Lobos picked up 19 Mountain West All-Academic selections, tying for the second-most in the history of the program and equaling the 19 from last season. The school record was under Coach Davie as well, in 2014 when the team picked up 20. Overall the 58 honorees over the last three years is the best three-year stretch in school history.

The Lobos in 2016 had a team GPA of 2.68, and that was the second-best grade point average over the past 30 Fall semesters. In addition, the Lobos also had a First Team CoSIDA Academic All-America selection in Garrett Adcock, the first since Vince Natali in 2007.

The Lobos also had five players, Dakota Cox, Javohn Jones, James McNeely, Jake Rothschiller and Kyle Rothschiller all earn Mountain West scholar-athlete.

### Davie One Win Out of Fifth

Bob Davie is now tied for sixth place on the UNM all-time coaching charts, and that's among 31 coaches in the program's history.

Pl.	Coach	Years	W	L	T	PCT
1.	Rocky Long	1998-08	65	69	0	.485
2.	Roy Johnson	1920-30	41	32	6	.557
3.	Bill Weeks	1960-67	40	41	1	.494
4.	Dennis Franchoine	1992-97	33	36	0	.478
5.	Bill Mondt	1974-79	31	37	1	.457
6.	<b>Bob Davie</b>	<b>2012-present</b>	<b>30</b>	<b>41</b>	<b>0</b>	<b>.423</b>
	Ted Shipkey	1937-41	30	17	2	.633
8.	Rudy Feldman	1968-73	24	37	2	.397
9.	Willis Barnes	1942-46	19	20	5	.489
10.	Joe Morrison	1980-82	18	15	1	.544

### Trending the Right Way!

New Mexico's total defense is continuing a trend of improvement as UNM's total defense has improved every season since 2013. While the yardage totals are improved, it's really noticeable in the improvement in the NCAA rushing defense rankings:

Yardage	2017	2016	2015	2014	2013
Rushing Defense	130.1	172.5	192.7	269.0	256.8
Passing Defense	247.8	222.3	244.7	250.0	259.4
Total Defense	377.9	394.8	437.4	519.0	516.2

NCAA Rank	2017	2016	2015	2014	2013
Rushing Defense	29	65	93	125	122
Passing Defense	95	59	93	95	103
Total Defense	51	76	97	127	121

The Lobos seem on their way to improving their yards per game allowed for a fifth straight year. Currently, along with UNM, three other teams are in the same boat, Washington State, Michigan and Troy. There are four other teams that could join those four; Ohio, Ohio State, Colorado and Temple

Yardage	2017	2016	2015	2014	2013
New Mexico	377.9	394.8	437.4	519.0	516.2
Michigan	254.8	261.8	280.7	311.3	371.5
Washington State	303.8	405.9	416.8	442.3	458.0
Troy	317.5	366.5	391.3	454.0	483.2

### Been There Before

The Lobo coaching staff has been amazing in its consistency, and the squad has a very veteran top three of head man, defensive coordinator and offensive coordinator. On opening day, New Mexico head coach Bob Davie was 62, defensive coordinator Kevin Cosgrove was 62, and offensive coordinator Bob DeBesse was 57. That means UNM's top three add up to 181 years. In looking around the FBS, that's easily the most veteran top three among any of the current FBS staffs. Here are the top five staffs in terms of years.

School	Total
New Mexico	181
Tulsa	166
Akron	163
Navy	163
Nebraska	150

### Stat Tracker

# 27

The number of players from New Mexico that are on the roster. Based on online rosters of all 130 FBS teams, UNM's 27 New Mexico players is more than double any other team

## 100-yard Rushing Games Under Bob Davie (by Yards)

Pl.	Total	Player	Opponent	Date
1.	338	Kasey Carrier	at Air Force	10/20/2012
2.	291	Kasey Carrier	at UTEP	9/7/2013
3.	217	Teriyon Gipson	Wyoming	11/26/2016
4.	205	Teriyon Gipson	vs. Boise State	11/8/2014
5.	191	Kasey Carrier	UNLV	9/28/2013
6.	191	Kasey Carrier	Texas State	10/6/2012
7.	184	Cole Gautsche	UTEP	8/30/2014
8.	181	Teriyon Gipson	South Dakota	9/1/2016
9.	179	Richard McQuarley	Air Force	9/30/2017
10.	179	Kasey Carrier	Air Force	11/8/2013
11.	176	Lamar Jordan	Wyoming	11/26/2016
12.	171	Tyrone Owens	ULM	10/22/2016
13.	170	Jhurell Pressley	Air Force	11/28/2015
14.	163	Crusoe Gongbay	Fresno State	9/26/2014
15.	161	Kasey Carrier	at Hawai'i	10/13/2012
16.	159	Tyrone Owens	Colorado State	10/20/2017
17.	157	Tyrone Owens	at Colorado State	11/19/2016
18.	157	Lamar Jordan	New Mexico State	10/3/2015
19.	156	Coltin Gerhart	at Tulsa	9/23/2017
20.	156	Teriyon Gipson	San Jose State	10/1/2016
21.	154	Jhurell Pressley	vs. Boise State	11/8/2014
22.	149	Cole Gautsche	at Wyoming	11/10/2012
23.	148	Jhurell Pressley	at Air Force	10/18/2014
24.	147	Lamar Jordan	at Wyoming	9/26/2015
25.	145	Kasey Carrier	Nevada	11/17/2012
26.	142	Teriyon Gipson	New Mexico State	10/3/2015
27.	140	Teriyon Gipson	vs. Air Force	10/15/2016
28.	140	Cole Gautsche	Air Force	11/8/2013
29.	139	Lamar Jordan	Boise State	10/7/2016
30.	139	Crusoe Gongbay	at New Mexico State	9/20/2014
31.	138	Jhurell Pressley	at UNLV	11/1/2014
32.	136	Kasey Carrier	Fresno State	10/27/2012
33.	135	Lamar Jordan	Arizona	12/19/2015
34.	134	Tyrone Owens	at Hawai'i	10/29/2016
35.	132	Jhurell Pressley	Boise State	11/14/2015
36.	129	Kasey Carrier	at New Mexico State	9/22/2012
37.	127	Cole Gautsche	New Mexico State	10/5/2013
38.	126	Tyrone Owens	vs. Air Force	10/15/2016
39.	126	Kasey Carrier	New Mexico State	10/5/2013
40.	121	Richard McQuarley	Wyoming	11/26/2016
41.	121	Teriyon Gipson	Nevada	11/5/2016
42.	119	Carlos Wiggins	UNLV	9/28/2013
43.	118	Cole Gautsche	UTSA	8/31/2013
44.	117	Tyrone Owens	San Jose State	10/1/2016
45.	113	Cole Gautsche	at Wyoming	10/12/2013
46.	109	Kasey Carrier	at Wyoming	11/10/2012
47.	109	Jhurell Pressley	at Colorado State	11/22/2014
48.	108	Daryl Chestnut	Mississippi Valley St.	9/5/2015
49.	108	Cole Gautsche	UNLV	9/28/2013
50.	107	Teriyon Gipson	at Utah State	11/12/2016
51.	106	Lamar Jordan	at UTSA	10/4/2014
52.	104	Cole Gautsche	at Hawai'i	10/13/2012
53.	104	Kasey Carrier	at Wyoming	10/12/2013
54.	103	Jhurell Pressley	at Wyoming	9/26/2015
55.	103	Demacrus Rogers	Southern	9/1/2012
56.	102	Jhurell Pressley	at UTSA	10/4/2014
57.	101	Lamar Jordan	at Rutgers	9/17/2016
58.	101	Jhurell Pressley	Wyoming	11/29/2014

## Jordan Gets Closer to the Top

The single most subjective stat is quarterback wins. UNM's record book lists wins by a starting quarterback, which is hard to figure these days when UNM uses two quarterbacks. If you go back through Lamar Jordan's career, you would probably credit him with 16 wins, which means regardless of when he was the starter or not he is now tied for third in school history for QB wins.

### MOST WINS - QUARTERBACK - CAREER

Quarterback	Wins	Years
1. Casey Kelly	19	2000-03
2. Jim Cromartie	18	1960-62
3. Lamar Jordan	16	2014-present
Rocky Long	16	1969-71
Stan Quintana	16	1963-65
6. Stoney Case	15	1991-94
7. David Osborn	14	1979-82
Donovan Porterie	14	2006-09
9. Kole McKamey	13	2003-06
10. Graham Leigh	12	1996-98

### On This Date

The game on November 11 will be UNM's 14th game ever on this date, and the team is 7-6 in those games, having actually lost five in a row after a six-game winning streak.

Res	Date	Opponent	Score	Site
L	11/17/2012	Nevada	24-31	Albuquerque, NM
L	11/17/2007	Utah	10-28	Salt Lake City, UT
L	11/17/2001	Colorado State	17-24	Albuquerque, NM
L	11/17/1990	San Diego State	34-40	Albuquerque, NM
L	11/17/1984	San Diego State	31-37	San Diego, CA
W	11/17/1973	Wyoming	23-21	Albuquerque, NM
W	11/17/1962	Montana	41-12	Albuquerque, NM
W	11/17/1956	Montana	14-13	Albuquerque, NM
W	11/17/1951	Brigham Young	34-0	Albuquerque, NM
W	11/17/1934	New Mexico State	12-6	Albuquerque, NM
W	11/17/1928	Texas-El Paso	33-0	Albuquerque, NM
L	11/17/1923	New Mexico State	0-6	Albuquerque, NM
W	11/17/1906	Santa Fe Indian School	22-0	Albuquerque, NM

Plenty of things have happened on November 17 in history. NAFTA, the North American Free Trade Agreement was passed by the U.S. House (1993), the Star Wars Holiday Special aired on CBS, confusing fans, including George Lucas (1978), President Nixon tells the managing editors of the Associated Press "I am not a crook" (1973), With the Jets up 32-29 in the final minute, NBC decides to cut away from the game to show *Heidi* and fans miss two Raider touchdowns in the final 50 seconds and the game would be known as the Heidi game (1968), Dulles International Airport is dedicated by JFK (1962), Lhamo Dondrub is named the 14th Dalai Lama (so he's got that going for him, 1950), the U.S. officially recognizes the Soviet Union (1933), the Omega Psi Phi fraternity, the first black Greek-lettered organization, is founded at Howard University (1911), the National Rifle Association is granted a charter by New York (1871), the Suez Canal is opened (1969), Captain Nathaniel Palmer becomes the first American to see Antarctica (1820), the U.S. Congress hosts its first session (1800), the Article of Confederation are submitted for the first time (1777), and Sir Walter Raleigh goes on trial for treason (1603)

Famous people born on November 17 include baseball player Nick Markakis (Baltimore Orioles, 1983), baseball player Ryan Braun (Milwaukee Brewers, 1983), legendary guitarist, musician, composer and singer Isaac Hanson (1980), football player Reggie Wayne (Indianapolis Colts, 1978), basketball coach Sean Miller (Arizona Wildcats, 1968), actress Sophie Marceau (The DaVinci Code, 1966), actress Daily Fuentes (America's Funniest Home Videos, 1966), baseball player Mitch "Wild Thing" Williams (Philadelphia Phillies 1964), drag queen/actor RuPaul (1960), hockey player Dennis Maruk (Cleveland Barons, 1955), former football coach Butch Davis (Tennessee, 1951), former Speaker of the House John Boehner (1949), pitching legend Tom Seaver (New York Mets, 1944), actor Danny DeVito (Taxi/Johnny Dangerously, 1944), SNL creator Lorne Michaels (1944), basketball coach Jim Boeheim (Syracuse, 1944), director Martin Scorsese (Goodfellas, 1942), keyboardist Bob Gaudio (The Four Seasons, 1942), musician Gordon Lightfoot (The Wreck of the Edmund Fitzgerald, 1938), actor Rock Hudson (Pillow Talk, 1925) and King Louis XVIII of France (1755)

On this day the world lost baseball player Ray Sadecki (New York Mets, 2014), basketball coach Pete Newell (Princeton, 2008), basketball coach Bo Schembechler (Michigan, 2006), actress Esther Rolle (Florida Evans on Good Times, 1998), Catherine the Great of Russia (1796) and Mary I of England (1558)

## The New Mexico Man

Ever since Bob Davie became head coach, UNM has designated a walk-on, or former walk-on player as the "New Mexico Man" each week during the season. The designated player leads the team onto the field with the New Mexico state flag before home games as well as in Las Cruces at the Rio Grande Rivalry game between the Lobos and New Mexico State. The player runs with the flag across the field to the north end zone, where he waves it for the home crowd.

Coach Davie and his staff will select the weekly player, based on dedication, work ethic, team spirit and unselfishness that exemplifies Lobo football and the state of New Mexico. "Walk-ons are critical to our success here at UNM," Davie said at the implementation of the program. "I have tremendous respect for all of them and want to have a way to recognize their importance and contributions to the program." The following is the complete list of New Mexico Men for the program since its inception in 2012.

## Stat Tracker

# 2nd

That's where Jake Rothschilder ranks nationally in fumbles recovered. The only person in the nation with more is UNLV's Brian Keyes, who UNM will see on November 17.

## Stat Tracker

# 6

The number of schools with three-year captains this season:

- Lamar Jordan, New Mexico
- Phillip Lindsay, Colorado
- Ja'Whaun Bentley, Purdue
- Justin Lawler, SMU
- Courtland Sutton, SMU
- JT Barrett, Ohio State
- Zaire Franklin, Syracuse

## Record Watch

### CAREER PAT

	PATs	Player	Years
1.	105	Jason Sanders	2014-present
2.	100	Colby Cason	1995-97
3.	99	Joe Hartshorne	1969-71
4.	91	Kenny Byrd	2002-06
5.	89	Justus Adams	2010-13
6.	85	David Margolis	1989-92
7.	84	Joe Bibbo	1983-86
8.	83	James Aho	2008-11
9.	80	Wes Zunker	2001-04
10.	72	Bob Berg	1973-75

### SEASON PUNTING

	Year	No.	Yards	Avg.	
1.	Corey Bojorquez	2017	54	2,552	47.3
2.	Ben Skaer	2013	47	2,152	45.9
3.	A.L. Terpening	1954	41	1,869	45.6
4.	Mike Nesbitt	1993	53	2,387	45.0
5.	Steve Bauer	1973	61	2,699	44.2
6.	Adam Miller	2009	64	2,819	44.0

### CAREER PUNTING (100 punts)

	Years	No.	Yards	Avg.	
1.	Corey Bojorquez	2016-17	103	4,619	44.84
2.	Mike Nesbitt	1992-93	103	4,418	42.89
3.	Jason Bloom	1995-98	181	7,743	42.78
4.	Ron Keller	1983-86	252	10,737	42.60
5.	Steve Bauer	1973-74	131	5,556	42.41
6.	Zack Rogers	2012-15	124	5,223	42.12

### CAREER FIELD GOALS MADE

	FGs	Player	Year
1.	53	David Margolis	1989-92
2.	45	James Aho	2008-11
3.	41	Colby Cason	1995-97
	41	Bob Berg	1973-75
5.	33	Kenny Byrd	2002-06
6.	29	Wes Zunker	2001-04
	29	John Sullivan	2004-07
8.	27	Vladimir Borombozin	2000-01
9.	25	Pete Parks	1980-82
10.	24	Jason Sanders	2014-present
	24	Joe Bibbo	1983-86

### CAREER FIELD GOAL ACCURACY

	Pct.	Player (FGM-FGA)	Year
1.	82.9	John Sullivan (29-35)	2004-07
2.	81.8	Vladimir Borombozin (27-33)	2000-01
3.	80.5	Kenny Byrd (33-41)	2002-06
4.	75.0	Rick Walsh (18-24)	1987-88
5.	73.2	Bob Berg (41-56)	1973-75
6.	72.7	Jason Sanders (24-33)	2014-present
7.	70.7	Wes Zunker (29-41)	2001-04
8.	68.3	Colby Cason (41-60)	1995-97
9.	68.2	James Aho (45-66)	2008-11

### 2012 New Mexico Men

Sept. 1	Jeric Magnant (Rio Rancho)	Southern
Sept. 22	David Anaya (Roswell)	at New Mexico State
Sept. 29	David Anaya (Roswell)	Boise State
Oct. 6	Reece White (Rio Rancho)	Texas State
Oct. 27	Tim Foley (Rio Rancho)	Fresno State
Nov. 10	Greg Rivara (Albuquerque)	Wyoming
Nov. 17	Matt Raymer (Albuquerque)	Nevada

### 2013 New Mexico Men

Aug. 31	Reece White (Rio Rancho)	UTSA
Sept. 28	Randy Williams (Albuquerque)	UNLV
Oct. 5	David Anaya (Roswell)	New Mexico State
Oct. 19	Steven Romero (Albuquerque)	Utah State
Nov. 8	Tim Foley (Rio Rancho)	Air Force
Nov. 16	Jack Lamm (Albuquerque)	Colorado State

### 2014 New Mexico Men

Aug. 30	Greg Wortman (Los Lunas)	UTEP
Sept. 6	Randy Williams (Albuquerque)	Arizona State
Sept. 20	David Anaya (Roswell)	at New Mexico State
Sept. 26	Geoff Smelser (Las Cruces)	Fresno State
Oct. 10	Zack Rogers (Rio Rancho)	San Diego State
Nov. 8	John Russo (Albuquerque)	Boise State
Nov. 29	Marcus Lopez (Santa Rosa)	Wyoming

### 2015 New Mexico Men

Sept. 5	David Georges (Albuquerque)	Miss. Valley State
Sept. 12	Sam Gentry (Albuquerque)	Tulsa
Oct. 3	David Anaya (Roswell)	New Mexico State
Oct. 17	Jack Lamm (Albuquerque)	Hawai'i
Nov. 7	Geoff Smelser (Las Cruces)	Utah State
Nov. 21	David Anaya (Roswell)	Colorado State
Nov. 28	Reece White (Rio Rancho)	Air Force

### 2016 New Mexico Men

Sept. 1	Jack Lamm (Albuquerque)	South Dakota
Sept. 10	Cole Gautsche (Rio Rancho)	at New Mexico State
Oct. 1	John Russo (Albuquerque)	San Jose State
Oct. 7	Michael Walsh (Albuquerque)	Boise State
Oct. 22	Steven Steele (Rio Rancho)	ULM
Nov. 5	Javohn Jones (Albuquerque)	Nevada
Nov. 26	Steven Romero (Albuquerque)	Wyoming

### 2017 New Mexico Men

Sept. 2	Javohn Jones (Albuquerque)	Abilene Christian
Sept. 9	Steven Steele (Rio Rancho)	New Mexico State
Sept. 30	Derek Martinez (Albuquerque)	Air Force
Oct. 20	Jacob Smith (Albuquerque)	Colorado State
Nov. 4	Aaron Overacker (Albuquerque)	Utah State
Nov. 17	Thomas Vieira (Albuquerque)	UNLV

## Birthday Chart

### September

Date	Player/Coach	Age
7	Michael Sewell, Jr.	21
13	Corey Bojorquez	21
13	Aaron Jenkins	22
15	Jared EnRico	20
15	Saga Tuitele	36
20	Jalin Burrell	21
22	Corey Hightower	20
23*	Micah Gray	19
26	Clay Davie	30
30*	Bob DeBesse	58
30*	Bob Davie	63

### October

Date	Player/Coach	Age
2	Lamar Jordan	23
7	Avery Jordan	23
9	Hayden Wilson	19
15	Nico Bolden	19
27	Blair Manly	21
29	D'Angelo Ross	21
31	Apollo Wright	42

### November

Date	Player/Coach	Age
9	Jacob Barnhill	19
16	Jason Sanders	22
17*	Delane Hart-Johnson	22
18	Kentrail Moran	20
23	Kene Okonkwo	22

### December

Date	Player/Coach	Age
1	Garrett Hughes	23
3	Daryl Chestnut	23
5	Steven Steele	23
6	Izrael Castellanos	21
7	Emmanuel Joseph	20
12	Anselem Umeh	20
14	Brandon Shook	20
17	Patrick Reed	22
20	Austin Ocasio	23
21	Charlie Grammel	21

## All-Time Results vs. UNLV

Date	Location	UNM	UNLV	Date	Location	UNM	UNLV
11/1/2014	Las Vegas, NV	31	28	9/18/1982	Albuquerque, NM	49	21
9/28/2013	Albuquerque, NM	42	56	9/12/1981	Las Vegas, NV	42	49
11/3/2012	Las Vegas, NV	7	35	11/1/1980	Albuquerque, NM	7	72
11/12/2011	Albuquerque, NM	21	14	10/13/1979	Las Vegas, NV	20	28
9/25/2010	Las Vegas, NV	10	45	9/23/1978	Albuquerque, NM	24	0
10/24/2009	Albuquerque, NM	17	34				
11/8/2008	Las Vegas, NV	20	27				
11/24/2007	Albuquerque, NM	27	6				
10/14/2006	Las Vegas, NV	39	36				
9/5/2005	Albuquerque, NM	24	22				
10/16/2004	Las Vegas, NV	24	20				
11/1/2003	Albuquerque, NM	35	37				
10/12/2002	Las Vegas, NV	25	16				
11/10/2001	Albuquerque, NM	27	17				
11/11/2000	Las Vegas, NV	14	18				
10/30/1999	Albuquerque, NM	27	6				
9/21/1991	Albuquerque, NM	22	23				

**SEPT. 2 VS. ABILENE CHRISTIAN**



**SEPT. 9 VS. NMSU**



**SEPT. 14 AT BOISE STATE**



**SEPT. 23 AT TULSA**



**SEPT. 30 VS. AIR FORCE**



**OCT. 14 AT FRESNO STATE**



**OCT. 20 VS. COLORADO ST.**



**OCT. 28 AT WYOMING**



**NOV. 4 VS. UTAH STATE**



**NOV. 11 AT TEXAS A&M**



**NOV. 17 VS. UNLV**



**NOV. 24 AT SAN DIEGO ST.**



**QB - #9 Bryson Carroll**

2017									
Date	Opponent	C-A-I	Yds	TD	LG	Rush	Yds	TD	LG
Sept 2	ACU					Did Not Play			
Sept 9	NMSU					Did Not Play			
Sept 14	at BSU					Did Not Play			
Sept 23	at Tulsa	0-0-0	0	0	0	1	10	0	10
Sept 30	AFA					Did Not Play			
Oct 14	at FS					Did Not Play			
Oct 20	CSU					Did Not Play			
Oct 28	at WYO					Did Not Play			
Nov 4	USU					Did Not Play			
Nov 11	TA&M					Did Not Play			
Nov 17	UNLV					Did Not Play			
Nov 24	at SDSU					Did Not Play			
<b>TOTAL</b>		<b>0-0-0</b>	<b>0</b>	<b>0</b>	<b>0</b>	<b>1</b>	<b>10</b>	<b>0</b>	<b>10</b>

**QB - #11 Coltin Gerhart**

2017									
Date	Opponent	C-A-I	Yds	TD	LG	Rush	Yds	TD	LG
Sept 2	ACU	0-0-0	0	0	0	0	0	0	0
Sept 9	NMSU	0-0-0	0	0	0	0	0	0	0
Sept 14	at BSU	7-13-1	67	1	14	8	49	0	18
Sept 23	at Tulsa	9-14-1	108	0	27	24	156	1	40
Sept 30	AFA					Did Not Play			
Oct 14	at FS					Did Not Play			
Oct 20	CSU	0-0-0	0	0	0	0	0	0	0
Oct 28	at WYO	0-0-0	0	0	0	2	12	0	7
Nov 4	USU	0-0-0	0	0	0	0	0	0	0
Nov 11	TA&M	1-2-0	5	0	5	1	1	0	1
Nov 17	UNLV					Did Not Play			
Nov 24	at SDSU					Did Not Play			
<b>TOTAL</b>		<b>17-29-2</b>	<b>180</b>	<b>1</b>	<b>27</b>	<b>35</b>	<b>218</b>	<b>1</b>	<b>40</b>

**QB - #13 Lamar Jordan**

2014									
Date	Opponent	C-A-I	Yds	TD	LG	Rush	Yds	TD	LG
Aug 30	UTEP					Did Not Play			
Sept 6	ASU	7-11-0	130	1	44	12	32	0	14
Sept 20	at NMSU	3-3-0	16	1	10	9	34	0	13
Sept 26	FS	4-7-0	97	1	36	8	35	1	26
Oct 4	at UTSA	7-11-0	72	0	41	9	106	1	61
Oct 10	SDSU	8-18-1	97	1	45	6	52	0	27
Oct 18	at AFA	2-3-0	6	0	12	3	10	0	6
Nov 1	at UNLV	2-7-0	5	0	5	15	60	0	16
Nov 8	BSU	9-16-0	122	0	27	12	53	0	15
Nov 15	at USU	8-18-1	154	1	59	23	80	0	11
Nov 22	at CSU	3-11-2	55	0	41	14	74	1	23
Nov 29	WYO	6-7-1	141	1	75	9	76	0	53
<b>TOTAL</b>		<b>59-112-5</b>	<b>895</b>	<b>6</b>	<b>75</b>	<b>120</b>	<b>612</b>	<b>3</b>	<b>61</b>

**2015**

Date	Opponent	C-A-I	Yds	TD	LG	Rush	Yds	TD	LG
Sept 5	MVSU	7-7-0	103	0	26	5	62	1	28
Sept 12	Tulsa	8-14-1	141	1	62	9	35	0	15
Sept 18	at ASU	4-11-0	22	0	13	6	3	0	5
Sept 26	at WYO	5-8-0	107	1	64	15	147	1	56
Oct 3	NMSU	5-17-1	45	0	12	16	157	1	70
Oct 10	at UNR	9-12-0	56	0	12	8	22	0	15
Oct 17	HAW	9-16-0	125	1	37	15	29	0	17
Oct 24	at SJSU					Did Not Play			
Nov 7	USU	2-5-0	97	1	86	11	45	0	14
Nov 14	at BSU	1-1-0	46	0	46	6	7	1	19
Nov 21	CSU	4-9-3	58	0	25	23	97	1	27
Nov 28	AFA	4-9-1	135	0	58	12	68	1	23
Dec 19	ARIZ	3-9-2	110	1	92	21	135	3	31
<b>TOTAL</b>		<b>61-118-8</b>	<b>1045</b>	<b>5</b>	<b>92</b>	<b>147</b>	<b>807</b>	<b>8</b>	<b>56</b>

**2016**

Date	Opponent	C-A-I	Yds	TD	LG	Rush	Yds	TD	LG
Sept 1	USD					Did Not Play			
Sept 10	at NMSU	0-0-0	0	0	0	2	2	0	2
Sept 17	at RU	8-11-0	84	0	25	14	101	1	52
Oct 1	SJSU	4-8-1	45	0	23	13	45	0	16
Oct 7	BSU	4-14-1	39	1	13	21	139	0	37
Oct 15	vs. AFA	3-6-0	70	2	45	6	51	0	32
Oct 22	ULM	5-9-0	107	1	45	5	-5	0	5
Oct 29	at UH	4-6-1	58	0	20	2	12	0	13
Nov 5	NEV	1-3-1	4	0	4	9	88	1	26
Nov 12	at USU	2-4-0	45	0	41	8	17	0	10
Nov 19	at CSU	2-5-0	30	1	18	9	32	0	10
Nov 26	WYO	4-5-0	122	1	49	12	176	1	53
Dec 17	UTSA	3-4-0	77	0	34	13	81	0	16
<b>TOTAL</b>		<b>40-75-4</b>	<b>574</b>	<b>6</b>	<b>45</b>	<b>114</b>	<b>739</b>	<b>3</b>	<b>53</b>

**2017**

Date	Opponent	C-A-I	Yds	TD	LG	Rush	Yds	TD	LG
Sept 2	ACU	11-17-0	213	1	47	7	52	0	27
Sept 9	NMSU	10-19-2	103	0	26	4	-8	0	3
Sept 14	at BSU	1-2-0	12	0	12	9	20	0	20
Sept 23	at Tulsa					Did Not Play			
Sept 30	AFA	4-9-0	146	2	71	10	68	0	39
Oct 14	at FS	2-6-0	13	0	7	4	0	0	4
Oct 20	CSU	2-3-0	48	0	27	2	2	0	2
Oct 28	at WYO	2-8-2	22	0	14	8	8	0	17
Nov 4	USU	4-6-0	21	0	19	16	85	0	19
Nov 11	TA&M	4-9-1	15	0	7	3	1	0	3
Nov 17	UNLV					Did Not Play			
Nov 24	at SDSU					Did Not Play			
<b>TOTAL</b>		<b>40-77-5</b>	<b>593</b>	<b>3</b>	<b>71</b>	<b>63</b>	<b>228</b>	<b>0</b>	<b>39</b>
<b>CAREER</b>		<b>200-384-21</b>	<b>3107</b>	<b>20</b>	<b>92</b>	<b>444</b>	<b>2386</b>	<b>14</b>	<b>61</b>

**QB - #16 Tevaka Tuioti**

2017									
Date	Opponent	C-A-I	Yds	TD	LG	Rush	Yds	TD	LG
Sept 2	ACU	1-1-0	9	0	9	0	0	0	0
Sept 9	NMSU	10-19-0	151	2	27	2	8	0	5
Sept 14	at BSU					Did Not Play			
Sept 23	at Tulsa					Did Not Play			
Sept 30	AFA					Did Not Play			
Oct 14	at FS	13-24-1	200	0	44	5	14	0	10
Oct 20	CSU	5-16-0	84	1	47	9	62	0	27
Oct 28	at WYO	8-17-3	47	0	17	3	3	0	2
Nov 4	USU	8-15-0	54	0	10	5	39	1	34
Nov 11	TA&M	2-6-0	4	0	2	2	9	0	9
Nov 17	UNLV					Did Not Play			
Nov 24	at SDSU					Did Not Play			
<b>TOTAL</b>		<b>47-98-4</b>	<b>549</b>	<b>3</b>	<b>44</b>	<b>26</b>	<b>135</b>	<b>1</b>	<b>34</b>

**RB - #3 Richard McQuarley**

2015									
Date	Opponent	Rush	Yds	TD	LG	Rec	Yds	TD	LG
Sept 5	MVSU	11	53	0	7	0	0	0	0
Sept 12	Tulsa	1	2	0	2	0	0	0	0
Sept 18	at ASU	3	3	0	2	0	0	0	0
Sept 26	at WYO	5	55	2	43	0	0	0	0
Oct 3	NMSU	4	14	1	6	0	0	0	0
Oct 10	at UNR	4	6	0	2	0	0	0	0
Oct 17	HAW	1	2	0	2	0	0	0	0
Oct 24	at SJSU					Did Not Play			
Nov 7	USU	2	9	1	6	0	0	0	0
Nov 14	at BSU	2	2	1	1	0	0	0	0
Nov 21	CSU	4	5	0	2	0	0	0	0
Nov 28	AFA	7	55	2	44	0	0	0	0
Dec 19	ARIZ	8	23	0	4	0	0	0	0
<b>TOTAL</b>		<b>52</b>	<b>229</b>	<b>7</b>	<b>44</b>	<b>0</b>	<b>0</b>	<b>0</b>	<b>0</b>

**2016**

Date	Opponent	Rush	Yds	TD	LG	Rec	Yds	TD	LG
Sept 1	USD	13	55	2	14	0	0	0	0
Sept 10	at NMSU	5	12	1	5	0	0	0	0
Sept 17	at RU	6	52	1	22	0	0	0	0
Oct 1	SJSU	16	83	3	19	0	0	0	0
Oct 7	BSU	7	40	0	13	0	0	0	0
Oct 15	vs. AFA	14	31	2	5	0	0	0	0
Oct 22	ULM	9	68	1	13	0	0	0	0
Oct 29	at UH	6	17	1	9	1	6	0	6
Nov 5	NEV	14	43	1	8	1	5	0	5
Nov 12	at USU	14	44	0	8	0	0	0	0
Nov 19	at CSU	7	22	1	7	0	0	0	0
Nov 26	WYO	15	121	3	53	2	58	0	30
Dec 17	UTSA	17	68	2	17	1	25	0	25
<b>TOTAL</b>		<b>143</b>	<b>656</b>	<b>18</b>	<b>53</b>	<b>5</b>	<b>94</b>	<b>0</b>	<b>30</b>

**2017**

Date	Opponent	Rush	Yds	TD	LG	Rec	Yds	TD	LG
Sept 2	ACU	10	22	0	9	1	3	0	3
Sept 9	NMSU	10	30	0	9	1	-4	0	0

**2016**

Date	Opponent	Rush	Yds	TD	LG	Rec	Yds	TD	LG
Sept 1	USD	6	36	0	13	0	0	0	0
Sept 10	at NMSU	3	8	0	5	0	0	0	0
Sept 17	at RU	9	41	1	19	0	0	0	0
Oct 1	SJSU	5	36	0	12	1	14	0	14
Oct 7	BSU	8	32	0	13	0	0	0	0
Oct 15	vs. AFA	5	13	0	6	0	0	0	0
Oct 22	ULM	10	48	1	23	0	0	0	0
Oct 29	at UH	1	-2	0	0	0	0	0	0
Nov 5	NEV	3	11	0	7	0	0	0	0
Nov 12	at USU	3	12	0	8	0	0	0	0
Nov 19	at CSU	2	14	0	12	0	0	0	0
Nov 26	WYO	2	6	0	3	0	0	0	0
Dec 17	UTSA	0	0	0	0	0	0	0	0
<b>TOTAL</b>		<b>57</b>	<b>255</b>	<b>2</b>	<b>23</b>	<b>1</b>	<b>14</b>	<b>0</b>	<b>14</b>

**2016**

Date	Opponent	Rush	Yds	TD	LG	Rec	Yds	TD	LG
Sept 1	USD	10	48	0	10	0	0	0	0
Sept 10	at NMSU	16	76	0	15	1	10	0	10
Sept 17	at RU	14	67	0	22	0	0	0	0
Oct 1	SJSU	16	117	1	42	2	27	0	23
Oct 7	BSU	7	82	1	62	0	0	0	0
Oct 15	vs. AFA	16	126	1	58	0	0	0	0
Oct 22	ULM	9	171	1	83	1	4	0	4
Oct 29	at UH	12	134	1	72	2	9	0	15
Nov 5	NEV	12	69	1	25	1	4	0	4
Nov 12	at USU	10	37	0	9	0	0	0	0
Nov 19	at CSU	12	157	1	79	0	0	0	0
Nov 26	WYO								Did Not Play
Dec 17	UTSA	3	13	0	11	0	0	0	0
<b>TOTAL</b>		<b>137</b>	<b>1097</b>	<b>7</b>	<b>83</b>	<b>7</b>	<b>54</b>	<b>0</b>	<b>23</b>

**2016**

Date	Opponent	Rush	Yds	TD	LG	Rec	Yds	TD	LG
Sept 1	USD								Did Not Play
Sept 10	at NMSU								Did Not Play
Sept 17	at RU								Did Not Play
Oct 1	SJSU								Did Not Play
Oct 7	BSU								Did Not Play
Oct 15	vs. AFA								Did Not Play
Oct 22	ULM								Did Not Play
Oct 29	at UH								Did Not Play
Nov 5	NEV								Did Not Play
Nov 12	at USU								Did Not Play
Nov 19	at CSU								Did Not Play
Nov 26	WYO								Did Not Play
Dec 17	UTSA								Did Not Play
<b>TOTAL</b>		<b>0</b>	<b>0</b>	<b>0</b>	<b>0</b>	<b>0</b>	<b>0</b>	<b>0</b>	<b>0</b>

**2017**

Date	Opponent	Rush	Yds	TD	LG	Rec	Yds	TD	LG
Sept 2	ACU	4	64	2	54	1	6	0	6
Sept 9	NMSU	9	44	0	9	1	18	0	18
Sept 14	at BSU	5	28	0	13	0	0	0	0
Sept 23	at Tulsa	4	23	0	27	1	6	0	6
Sept 30	AFA	0	0	0	0	0	0	0	0
Oct 14	at FS	5	29	0	14	1	7	0	7
Oct 20	CSU	6	27	0	21	0	0	0	0
Oct 28	at WYO	1	0	0	0	0	0	0	0
Nov 4	USU	9	42	0	15	0	0	0	0
Nov 11	TA&M	8	41	1	14	0	0	0	0
Nov 17	UNLV								
Nov 24	at SDSU								
<b>TOTAL</b>		<b>51</b>	<b>298</b>	<b>3</b>	<b>54</b>	<b>4</b>	<b>37</b>	<b>0</b>	<b>18</b>
<b>CAREER</b>		<b>124</b>	<b>682</b>	<b>7</b>	<b>64</b>	<b>7</b>	<b>83</b>	<b>0</b>	<b>30</b>

**2017**

Date	Opponent	Rush	Yds	TD	LG	Rec	Yds	TD	LG
Sept 2	ACU	8	41	1	15	1	3	0	3
Sept 9	NMSU	9	33	0	8	1	4	0	4
Sept 14	at BSU	14	46	1	24	0	0	0	0
Sept 23	at Tulsa	6	43	0	7	0	0	0	0
Sept 30	AFA	16	84	0	15	0	0	0	0
Oct 14	at FS	10	29	0	8	0	0	0	0
Oct 20	CSU	16	159	1	54	1	6	0	6
Oct 28	at WYO	7	42	0	18	1	3	0	3
Nov 4	USU	14	44	0	8	2	2	0	1
Nov 11	TA&M	18	58	0	13	0	0	0	0
Nov 17	UNLV								
Nov 24	at SDSU								
<b>TOTAL</b>		<b>118</b>	<b>579</b>	<b>2</b>	<b>54</b>	<b>6</b>	<b>18</b>	<b>0</b>	<b>6</b>
<b>CAREER</b>		<b>295</b>	<b>1794</b>	<b>13</b>	<b>83</b>	<b>13</b>	<b>72</b>	<b>0</b>	<b>23</b>

**2017**

Date	Opponent	Rush	Yds	TD	LG	Rec	Yds	TD	LG
Sept 2	ACU	0	0	0	0	3	77	0	47
Sept 9	NMSU	0	0	0	0	2	42	0	27
Sept 14	at BSU	0	0	0	0	2	24	0	14
Sept 23	at Tulsa	0	0	0	0	0	0	0	0
Sept 30	AFA	0	0	0	0	1	49	1	49
Oct 14	at FS	0	0	0	0	2	56	0	44
Oct 20	CSU	0	0	0	0	0	0	0	0
Oct 28	at WYO	0	0	0	0	1	17	0	17
Nov 4	USU	0	0	0	0	0	0	0	0
Nov 11	TA&M	0	0	0	0	2	7	0	5
Nov 17	UNLV								
Nov 24	at SDSU								
<b>TOTAL</b>		<b>0</b>	<b>0</b>	<b>0</b>	<b>0</b>	<b>13</b>	<b>272</b>	<b>1</b>	<b>49</b>
<b>CAREER</b>		<b>0</b>	<b>0</b>	<b>0</b>	<b>0</b>	<b>22</b>	<b>599</b>	<b>3</b>	<b>92</b>

**RB - #21 Daevon Vigilant**

**2017**

Date	Opponent	Rush	Yds	TD	LG	Rec	Yds	TD	LG
Sept 2	ACU	4	3	0	4	0	0	0	0
Sept 9	NMSU				Did Not Play				
Sept 14	at BSU				Did Not Play				
Sept 23	at Tulsa				Did Not Play				
Sept 30	AFA				Did Not Play				
Oct 14	at FS				Did Not Play				
Oct 20	CSU				Did Not Play				
Oct 28	at WYO				Did Not Play				
Nov 4	USU				Did Not Play				
Nov 11	TA&M				Did Not Play				
Nov 17	UNLV								
Nov 24	at SDSU								
<b>TOTAL</b>		<b>0</b>	<b>0</b>	<b>0</b>	<b>0</b>	<b>0</b>	<b>0</b>	<b>0</b>	<b>0</b>

**RB - #33 Javohn Jones**

**2016**

Date	Opponent	Rush	Yds	TD	LG	Rec	Yds	TD	LG
Sept 1	USD	1	-1	0	0	0	0	0	0
Sept 10	at NMSU				Did Not Play				
Sept 17	at RU				Did Not Play				
Oct 1	SJSU				Did Not Play				
Oct 7	BSU				Did Not Play				
Oct 15	vs. AFA				Did Not Play				
Oct 22	ULM	5	38	0	11	0	0	0	0
Oct 29	at UH				Did Not Play				
Nov 5	NEV				Did Not Play				
Nov 12	at USU				Did Not Play				
Nov 19	at CSU				Did Not Play				
Nov 26	WYO				Did Not Play				
Dec 17	UTSA				Did Not Play				
<b>TOTAL</b>		<b>6</b>	<b>37</b>	<b>0</b>	<b>11</b>	<b>0</b>	<b>0</b>	<b>0</b>	<b>0</b>

**WR - #5 Patrick Reed**

**2015**

Date	Opponent	Rush	Yds	TD	LG	Rec	Yds	TD	LG
Sept 5	MVSU	0	0	0	0	0	0	0	0
Sept 12	Tulsa	0	0	0	0	0	0	0	0
Sept 18	at ASU	0	0	0	0	0	0	0	0
Sept 26	at WYO	0	0	0	0	0	0	0	0
Oct 3	NMSU	0	0	0	0	0	0	0	0
Oct 10	at UNR	0	0	0	0	1	1	0	1
Oct 17	HAW				Did Not Play				
Oct 24	at SJSU				Did Not Play				
Nov 7	USU				Did Not Play				
Nov 14	at BSU				Did Not Play				
Nov 21	CSU				Did Not Play				
Nov 28	AFA				Did Not Play				
Dec. 19	ARIZ				Did Not Play				
<b>TOTAL</b>		<b>0</b>	<b>0</b>	<b>0</b>	<b>0</b>	<b>1</b>	<b>1</b>	<b>0</b>	<b>1</b>

**RB - #24 Kentrail Moran**

**2017**

Date	Opponent	Rush	Yds	TD	LG	Rec	Yds	TD	LG
Sept 2	ACU	3	13	0	10	0	0	0	0
Sept 9	NMSU				Did Not Play				
Sept 14	at BSU				Did Not Play				
Sept 23	at Tulsa				Did Not Play				
Sept 30	AFA				Did Not Play				
Oct 14	at FS	1	-1	0	0	0	0	0	0
Oct 20	CSU				Did Not Play				
Oct 28	at WYO	4	6	0	2	0	0	0	0
Nov 4	USU	1	1	0	1	0	0	0	0
Nov 11	TA&M	1	3	0	3	0	0	0	0
Nov 17	UNLV								
Nov 24	at SDSU								
<b>TOTAL</b>		<b>10</b>	<b>22</b>	<b>0</b>	<b>10</b>	<b>0</b>	<b>0</b>	<b>0</b>	<b>0</b>

**WR - #2 Delane Hart-Johnson**

**2017**

Date	Opponent	Rush	Yds	TD	LG	Rec	Yds	TD	LG
Sept 2	ACU	0	0	0	0	0	0	0	0
Sept 9	NMSU				Did Not Play				
Sept 14	at BSU				Did Not Play				
Sept 23	at Tulsa				Did Not Play				
Sept 30	AFA				Did Not Play				
Oct 14	at FS				Did Not Play				
Oct 20	CSU				Did Not Play				
Oct 28	at WYO				Did Not Play				
Nov 4	USU				Did Not Play				
Nov 11	TA&M	0	0	0	0	0	0	0	0
Nov 17	UNLV								
Nov 24	at SDSU								
<b>TOTAL</b>		<b>0</b>	<b>0</b>	<b>0</b>	<b>0</b>	<b>0</b>	<b>0</b>	<b>0</b>	<b>0</b>

**2016**

Date	Opponent	Rush	Yds	TD	LG	Rec	Yds	TD	LG
Sept 1	USD	0	0	0	0	4</			

**WR - #7 Anselme Umeh**

2017										
Date	Opponent	Rush	Yds	TD	LG	Rec	Yds	TD	LG	
Sept 2	ACU	0	0	0	0	0	0	0	0	0
Sept 9	NMSU	0	0	0	0	0	0	0	0	0
Sept 14	at BSU	0	0	0	0	1	14	1	14	
Sept 23	at Tulsa	0	0	0	0	0	0	0	0	0
Sept 30	AFA	0	0	0	0	0	0	0	0	0
Oct 14	at FS	0	0	0	0	2	45	0	23	
Oct 20	CSU					Did Not Play				
Oct 28	at WYO					Did Not Play				
Nov 4	USU	0	0	0	0	0	0	0	0	0
Nov 11	TA&M	0	0	0	0	0	0	0	0	0
Nov 17	UNLV					Did Not Play				
Nov 24	at SDSU					Did Not Play				
<b>TOTAL</b>		<b>0</b>	<b>0</b>	<b>0</b>	<b>0</b>	<b>3</b>	<b>59</b>	<b>1</b>	<b>23</b>	

**WR - #8 Q' Drennan**

2016										
Date	Opponent	Rush	Yds	TD	LG	Rec	Yds	TD	LG	
Sept 1	USD	0	0	0	0	1	26	1	26	
Sept 10	at NMSU	0	0	0	0	0	0	0	0	0
Sept 17	at RU	0	0	0	0	3	23	0	11	
Oct 1	SJSU	1	10	0	10	0	0	0	0	0
Oct 7	BSU	0	0	0	0	1	11	0	11	
Oct 15	vs. AFA	0	0	0	0	2	58	1	45	
Oct 22	ULM	0	0	0	0	1	39	0	39	
Oct 29	at UH	0	0	0	0	0	0	0	0	0
Nov 5	NEV	0	0	0	0	0	0	0	0	0
Nov 12	at USU	0	0	0	0	2	78	0	41	
Nov 19	at CSU	0	0	0	0	0	0	0	0	0
Nov 26	WYO	0	0	0	0	1	49	1	49	
Dec 17	UTSA	0	0	0	0	0	0	0	0	0
<b>TOTAL</b>		<b>1</b>	<b>10</b>	<b>0</b>	<b>10</b>	<b>11</b>	<b>284</b>	<b>3</b>	<b>49</b>	

**2017**

Date	Opponent	Rush	Yds	TD	LG	Rec	Yds	TD	LG	
Sept 2	ACU	0	0	0	0	1	42	0	42	
Sept 9	NMSU	0	0	0	0	0	0	0	0	0
Sept 14	at BSU	0	0	0	0	0	0	0	0	0
Sept 23	at Tulsa	0	0	0	0	1	6	0	6	
Sept 30	AFA	0	0	0	0	0	0	0	0	0
Oct 14	at FS	0	0	0	0	2	49	0	36	
Oct 20	CSU	0	0	0	0	2	63	0	47	
Oct 28	at WYO	0	0	0	0	1	4	0	4	
Nov 4	USU	0	0	0	0	1	19	0	19	
Nov 11	TA&M	0	0	0	0	0	0	0	0	0
Nov 17	UNLV					Did Not Play				
Nov 24	at SDSU					Did Not Play				
<b>TOTAL</b>		<b>0</b>	<b>0</b>	<b>0</b>	<b>0</b>	<b>8</b>	<b>186</b>	<b>0</b>	<b>47</b>	
<b>CAREER</b>		<b>1</b>	<b>10</b>	<b>0</b>	<b>10</b>	<b>19</b>	<b>467</b>	<b>3</b>	<b>49</b>	

**WR - #15 Emmanuel Harris**

2016										
Date	Opponent	Rush	Yds	TD	LG	Rec	Yds	TD	LG	
Sept 1	USD	0	0	0	0	0	0	0	0	0
Sept 10	at NMSU	0	0	0	0	0	0	0	0	0
Sept 17	at RU	0	0	0	0	0	0	0	0	0
Oct 1	SJSU	1	1	0	1	1	4	0	4	
Oct 7	BSU	0	0	0	0	0	0	0	0	0
Oct 15	vs. AFA	0	0	0	0	1	13	0	13	
Oct 22	ULM	0	0	0	0	1	10	0	10	
Oct 29	at UH	0	0	0	0	1	44	1	44	
Nov 5	NEV	0	0	0	0	1	6	0	6	
Nov 12	at USU	0	0	0	0	1	5	0	5	
Nov 19	at CSU	0	0	0	0	1	5	0	5	
Nov 26	WYO	0	0	0	0	0	0	0	0	0
Dec 17	UTSA	0	0	0	0	0	0	0	0	0
<b>TOTAL</b>		<b>1</b>	<b>1</b>	<b>0</b>	<b>1</b>	<b>7</b>	<b>93</b>	<b>1</b>	<b>44</b>	

**2017**

Date	Opponent	Rush	Yds	TD	LG	Rec	Yds	TD	LG	
Sept 2	ACU					Did Not Play				
Sept 9	NMSU					Did Not Play				
Sept 14	at BSU					Did Not Play				
Sept 23	at Tulsa					Did Not Play				
Sept 30	AFA					Did Not Play				
Oct 14	at FS					Did Not Play				
Oct 20	CSU					Did Not Play				
Oct 28	at WYO					Did Not Play				
Nov 4	USU					Did Not Play				
Nov 11	TA&M					Did Not Play				
Nov 17	UNLV					Did Not Play				
Nov 24	at SDSU					Did Not Play				
<b>TOTAL</b>		<b>0</b>	<b>0</b>	<b>0</b>	<b>0</b>	<b>0</b>	<b>0</b>	<b>0</b>	<b>0</b>	<b>0</b>
<b>CAREER</b>		<b>1</b>	<b>1</b>	<b>0</b>	<b>1</b>	<b>7</b>	<b>93</b>	<b>1</b>	<b>44</b>	

**WR - #18 Chris Davis**

2014										
Date	Opponent	Rush	Yds	TD	LG	Rec	Yds	TD	LG	
Aug 30	UTEP	0	0	0	0	0	0	0	0	0
Sept 6	ASU	0	0	0	0	0	0	0	0	0
Sept 20	at NMSU	0	0	0	0	0	0	0	0	0
Sept 26	FS	0	0	0	0	0	0	0	0	0
Oct 4	at UTSA	0	0	0	0	0	0	0	0	0
Oct 10	SDSU	0	0	0	0	0	0	0	0	0
Oct 18	at AFA	0	0	0	0	0	0	0	0	0
Nov 1	at UNLV	0	0	0	0	0	0	0	0	0
Nov 8	BSU					Did Not Play				
Nov 15	at USU					Did Not Play				
Nov 22	at CSU	0	0	0	0	0	0	0	0	0
Nov 29	WYO	0	0	0	0	0	0	0	0	0
<b>TOTAL</b>		<b>0</b>	<b>0</b>	<b>0</b>	<b>0</b>	<b>0</b>	<b>0</b>	<b>0</b>	<b>0</b>	<b>0</b>

**2015**

Date	Opponent	Rush	Yds	TD	LG	Rec	Yds	TD	LG	
Sept 5	MVSU	0	0	0	0	2	19	0	10	
Sept 12	Tulsa					Did Not Play				
Sept 18	at ASU	0	0	0	0	1	12	0	12	
Sept 26	at WYO	0	0	0	0	0	0	0	0	0
Oct 3	NMSU	0	0	0	0	0	0	0	0	0
Oct 10	at UNR	0	0	0	0	0	0	0	0	0
Oct 17	HAW	0	0	0	0	2	22	0	18	
Oct 24	at SJSU	0	0	0	0	0	0	0	0	0
Nov 7	USU	0	0	0	0	0	0	0	0	0
Nov 14	at BSU	0	0	0	0	0	0	0	0	0
Nov 21	CSU					Did Not Play				
Nov 28	AFA	0	0	0	0	0	0	0	0	0
Dec. 19	ARIZ	1	-10	0	0	1	12	0	12	
<b>TOTAL</b>		<b>1</b>	<b>-10</b>	<b>0</b>	<b>0</b>	<b>6</b>	<b>65</b>	<b>0</b>	<b>18</b>	

**2016**

Date	Opponent	Rush	Yds	TD	LG	Rec	Yds	TD	LG	
Sept 1	USD	0	0	0	0	1	15	0	15	
Sept 10	at NMSU	0	0	0	0	1	5	0	5	
Sept 17	at RU	0	0	0	0	0	0	0	0	0
Oct 1	SJSU	0	0	0	0	0	0	0	0	0
Oct 7	BSU	0	0	0	0	0	0	0	0	0
Oct 15	vs. AFA	0	0	0	0	0	0	0	0	0
Oct 22	ULM	0	0	0	0	1	26	0	26	
Oct 29	at UH	0	0	0	0	0	0	0	0	0
Nov 5	NEV	0	0	0	0	1	7	0	7	
Nov 12	at USU	0	0	0	0	0	0	0	0	0
Nov 19	at CSU	0	0	0	0	0	0	0	0	0
Nov 26	WYO	0	0	0	0	0	0	0	0	0
Dec 17	UTSA	0	0	0	0	0	0	0	0	0
<b>TOTAL</b>		<b>0</b>	<b>0</b>	<b>0</b>	<b>0</b>	<b>4</b>	<b>53</b>	<b>0</b>	<b>26</b>	

**2017**

Date	Opponent	Rush	Yds	TD	LG	Rec	Yds	TD	LG	
Sept 2	ACU	0	0	0	0	3	55	0	27	
Sept 9	NMSU	0	0	0	0	8	81	1	26	
Sept 14	at BSU	0	0	0	0	2	22	0	12	
Sept 23	at Tulsa	0	0	0	0	4	60	0	21	
Sept 30	AFA	0	0	0	0	0	0	0	0	0
Oct 14	at FS	0	0	0	0	1	4	0	4	
Oct 20	CSU	0	0	0	0	1	3	0	3	
Oct 28	at WYO	0	0	0	0	2	17	0	14	
Nov 4	USU	0	0	0	0	2	13	0	9	
Nov 11	TA&M	0	0	0	0	1	2	0	2	
Nov 17	UNLV					Did Not Play				
Nov 24	at SDSU					Did Not Play				
<b>TOTAL</b>		<b>0</b>	<b>0</b>	<b>0</b>	<b>0</b>	<b>24</b>	<b>257</b>	<b>1</b>	<b>27</b>	
<b>CAREER</b>		<b>1</b>	<b>-10</b>	<b>0</b>	<b>0</b>	<b>34</b>	<b>375</b>	<b>1</b>	<b>27</b>	

**WR - #23 Jay Griffin IV**

2017										
Date	Opponent	Rush	Yds	TD	LG	Rec	Yds	TD	LG	
Sept 2	ACU	0	0	0	0	2	36	1	37	
Sept 9	NMSU	1	61	1	61	5	95	1	20	
Sept 14	at BSU	1	7	0	7	0	0	0	0	0
Sept 23	at Tulsa	1	20	0	20	1	3	0	3	
Sept 30	AFA	1	4	0	4	2	75	1	71	
Oct 14	at FS	3	7	0	3	2	13	0	5	
Oct 20	CSU	2	3	0	6	0	0	0	0	0
Oct 28	at WYO	0	0	0	0	2	11	0	6	
Nov 4	USU	0	0	0	0	5	35	0	10	
Nov 11	TA&M	0	0	0	0	4	15	0	7	
Nov 17	UNLV					Did Not Play				
Nov 24	at SDSU					Did Not Play				
<b>TOTAL</b>		<b>9</b>	<b>112</b>	<b>1</b>	<b>61</b>	<b>23</b>	<b>283</b>	<b>3</b>	<b>71</b>	

TE - #88 Marcus Williams

2017											
Date	Opponent	Rush	Yds	TD	LG	Rec	Yds	TD	LG		
Sept 2	ACU	0	0	0	0	0	0	0	0	0	0
Sept 9	NMSU	0	0	0	0	0	0	0	0	0	0
Sept 14	at BSU	0	0	0	0	0	0	0	0	0	0
Sept 23	at Tulsa	0	0	0	0	0	0	0	0	0	0
Sept 30	AFA	0	0	0	0	0	0	0	0	0	0
Oct 14	at FS	0	0	0	0	0	0	0	0	0	0
Oct 20	CSU	0	0	0	0	1	27	0	27	0	0
Oct 28	at WYO	0	0	0	0	0	0	0	0	0	0
Nov 4	USU	0	0	0	0	0	0	0	0	0	0
Nov 11	TA&M	0	0	0	0	0	0	0	0	0	0
Nov 17	UNLV										
Nov 24	at SDSU										
<b>TOTAL</b>		<b>0</b>	<b>0</b>	<b>0</b>	<b>0</b>	<b>1</b>	<b>27</b>	<b>0</b>	<b>27</b>	<b>0</b>	<b>0</b>

TE - # 89 Dyson Chmura

2016											
Date	Opponent	Rush	Yds	TD	LG	Rec	Yds	TD	LG		
Sept 1	USD					Did Not Play					
Sept 10	at NMSU					Did Not Play					
Sept 17	at RU					Did Not Play					
Oct 1	SJSU					Did Not Play					
Oct 7	BSU					Did Not Play					
Oct 15	vs. AFA					Did Not Play					
Oct 22	ULM					Did Not Play					
Oct 29	at UH					Did Not Play					
Nov 5	NEV					Did Not Play					
Nov 12	at USU					Did Not Play					
Nov 19	at CSU					Did Not Play					
Nov 26	WYO					Did Not Play					
Dec 17	UTSA					Did Not Play					
<b>TOTAL</b>		<b>0</b>	<b>0</b>	<b>0</b>	<b>0</b>	<b>0</b>	<b>0</b>	<b>0</b>	<b>0</b>	<b>0</b>	<b>0</b>

2017

Date	Opponent	Rush	Yds	TD	LG	Rec	Yds	TD	LG		
Sept 2	ACU	0	0	0	0	0	0	0	0	0	0
Sept 9	NMSU	0	0	0	0	0	0	0	0	0	0
Sept 14	at BSU	0	0	0	0	0	0	0	0	0	0
Sept 23	at Tulsa					Did Not Play					
Sept 30	AFA					Did Not Play					
Oct 14	at FS	0	0	0	0	0	0	0	0	0	0
Oct 20	CSU					Did Not Play					
Oct 28	at WYO					Did Not Play					
Nov 4	USU					Did Not Play					
Nov 11	TA&M					Did Not Play					
Nov 17	UNLV										
Nov 24	at SDSU										
<b>TOTAL</b>		<b>0</b>	<b>0</b>	<b>0</b>	<b>0</b>	<b>0</b>	<b>0</b>	<b>0</b>	<b>0</b>	<b>0</b>	<b>0</b>
<b>CAREER</b>		<b>0</b>	<b>0</b>	<b>0</b>	<b>0</b>	<b>0</b>	<b>0</b>	<b>0</b>	<b>0</b>	<b>0</b>	<b>0</b>

DB - #3 D'Angelo Ross

2017											
Date	Opponent	TKL	TFL-Yds	Sack-Yds	FF	FR-Yds	PBU	INT-yds	TD		
Sept 2	ACU	1	0.0-0	0.0-0	0	0-0	1	0-0	0		
Sept 9	NMSU	1	0.0-0	0.0-0	0	0-0	0	0-0	0		
Sept 14	at BSU	2	0.0-0	0.0-0	0	0-0	0	0-0	0		
Sept 23	at Tulsa	1	0.0-0	0.0-0	0	0-0	2	0-0	0		
Sept 30	AFA	0	0.0-0	0.0-0	0	0-0	0	0-0	0		
Oct 14	at FS	3	0.0-0	0.0-0	0	0-0	2	0-0	0		
Oct 20	CSU	5	0.0-0	0.0-0	0	0-0	2	0-0	0		
Oct 28	at WYO	3	0.0-0	0.0-0	0	0-0	0	0-0	0		
Nov 4	USU	2	1.0-1	0.0-0	0	0-0	1	0-0	0		
Nov 11	TA&M	1	0.0-0	0.0-0	0	0-0	0	0-0	0		
Nov 17	UNLV										
Nov 24	at SDSU										
<b>TOTAL</b>		<b>19</b>	<b>1.0-1</b>	<b>0.0-0</b>	<b>0</b>	<b>0-0</b>	<b>10</b>	<b>0-0</b>	<b>0</b>	<b>0</b>	<b>0</b>

DB - #4 Bijon Parker

2015											
Date	Opponent	TKL	TFL-Yds	Sack-Yds	FF	FR-Yds	PBU	INT-yds	TD		
Sept 5	MVSU	1	0.0-0	0.0-0	0	0-0	0	0-0	0		
Sept 12	Tulsa	0	0.0-0	0.0-0	0	0-0	0	0-0	0		
Sept 18	at ASU	0	0.0-0	0.0-0	0	0-0	0	0-0	0		
Sept 26	at WYO	0	0.0-0	0.0-0	0	0-0	0	0-0	0		
Oct 3	NMSU	1	0.0-0	0.0-0	0	0-0	0	0-0	0		
Oct 10	at UNR					Did Not Play					
Oct 17	HAW					Did Not Play					
Oct 24	at SJSU					Did Not Play					
Nov 7	USU					Did Not Play					
Nov 14	at BSU					Did Not Play					
Nov 21	CSU					Did Not Play					
Nov 28	AFA					Did Not Play					
Dec. 19	ARIZ					Did Not Play					
<b>TOTAL</b>		<b>0</b>	<b>0.0-0</b>	<b>0.0-0</b>	<b>0</b>	<b>0-0</b>	<b>0</b>	<b>0-0</b>	<b>0</b>	<b>0</b>	<b>0</b>

2016

Date	Opponent	TKL	TFL-Yds	Sack-Yds	FF	FR-Yds	PBU	INT-yds	TD		
Sept 1	USD	0	0.0-0	0.0-0	0	0-0	0	0-0	0		
Sept 10	at NMSU	0	0.0-0	0.0-0	0	0-0	0	0-0	0		
Sept 17	at RU	1	0.0-0	0.0-0	0	1-0	0	0-0	0		
Oct 1	SJSU	2	0.0-0	0.0-0	0	0-0	0	0-0	0		
Oct 7	BSU	2	0.0-0	0.0-0	0	0-0	0	0-0	0		
Oct 15	vs. AFA	0	0.0-0	0.0-0	0	0-0	0	0-0	0		
Oct 22	ULM	0	0.0-0	0.0-0	0	0-0	0	0-0	0		
Oct 29	at UH	1	0.0-0	0.0-0	0	0-0	0	0-0	0		
Nov 5	NEV	0	0.0-0	0.0-0	0	0-0	0	0-0	0		
Nov 12	at USU	0	0.0-0	0.0-0	0	0-0	0	0-0	0		
Nov 19	at CSU	0	0.0-0	0.0-0	0	0-0	0	0-0	0		
Nov 26	WYO	0	0.0-0	0.0-0	0	0-0	0	0-0	0		
Dec 17	UTSA	0	0.0-0	0.0-0	0	0-0	0	0-0	0		
<b>TOTAL</b>		<b>5</b>	<b>0.0-0</b>	<b>0.0-0</b>	<b>0</b>	<b>1-0</b>	<b>0</b>	<b>0-0</b>	<b>0</b>	<b>0</b>	<b>0</b>

2017

Date	Opponent	TKL	TFL-Yds	Sack-Yds	FF	FR-Yds	PBU	INT-yds	TD		
Sept 2	ACU	6	0.0-0	0.0-0	0	0-0	0	0-0	0		
Sept 9	NMSU	3	0.0-0	0.0-0	0	0-0	1	0-0	0		
Sept 14	at BSU	3	1.0-1	1.0-1	0	0-0	0	0-0	0		
Sept 23	at Tulsa	2	0.0-0	0.0-0	0	0-0	1	1-0	0		
Sept 30	AFA	2	1.0-7	1.0-7	0	0-0	1	0-0	0		
Oct 14	at FS	1	0.0-0	0.0-0	0	1-0	0	0-0	0		
Oct 20	CSU	4	0.0-0	0.0-0	0	0-0	0	0-0	0		
Oct 28	at WYO					Did Not Play					
Nov 4	USU					Did Not Play					
Nov 11	TA&M					Did Not Play					
Nov 17	UNLV										
Nov 24	at SDSU										
<b>TOTAL</b>		<b>21</b>	<b>2.0-8</b>	<b>2.0-8</b>	<b>0</b>	<b>1-0</b>	<b>3</b>	<b>1-0</b>	<b>0</b>	<b>0</b>	<b>0</b>
<b>CAREER</b>		<b>29</b>	<b>2.0-8</b>	<b>2.0-8</b>	<b>0</b>	<b>2-0</b>	<b>3</b>	<b>1-0</b>	<b>0</b>	<b>0</b>	<b>0</b>

DB - #5 Michael Sewell

2017											
Date	Opponent	TKL	TFL-Yds	Sack-Yds	FF	FR-Yds	PBU	INT-yds	TD		
Sept 2	ACU	2	0.0-0	0.0-0	0	0-0	0	0-0	0		
Sept 9	NMSU	0	0.0-0	0.0-0	0	0-0	0	0-0	0		
Sept 14	at BSU	1	0.0-0	0.0-0	0	0-0	0	0-0	0		
Sept 23	at Tulsa	3	0.0-0	0.0-0	0	0-0	0	0-0	0		
Sept 30	AFA	2	0.0-0	0.0-0	0	0-0	0	0-0	0		
Oct 14	at FS					Did Not Play					
Oct 20	CSU					Did Not Play					
Oct 28	at WYO	4	0.0-0	0.0-0	0	0-0	0	0-0	0		
Nov 4	USU					Did Not Play					
Nov 11	TA&M					Did Not Play					
Nov 17	UNLV										
Nov 24	at SDSU										
<b>TOTAL</b>		<b>12</b>	<b>0.0-0</b>	<b>0.0-0</b>	<b>0</b>	<b>0-0</b>	<b>0</b>	<b>0-0</b>	<b>0</b>	<b>0</b>	<b>0</b>

CB - #7 Blair Manly

2016											
Date	Opponent	TKL	TFL-Yds	Sack-Yds	FF	FR-Yds	PBU	INT-yds	TD		
Sept 1	USD					Did Not Play					
Sept 10	at NMSU	0	0.0-0	0.0-0	0	0-0	0	0-0	0		
Sept 17	at RU	0	0.0-0	0.0-0	0	0-0	0	0-0	0		
Oct 1	SJSU					Did Not Play					
Oct 7	BSU	0	0.0-0	0.0-0	0	0-0	0	0-0	0		
Oct 15	vs. AFA					Did Not Play					
Oct 22	ULM	1	0.0-0	0.0-0	0	0-0	0	0-0	0		
Oct 29	at UH					Did Not Play					
Nov 5	NEV					Did Not Play					
Nov 12	at USU					Did Not Play					
Nov 19	at CSU					Did Not Play					
Nov 26	WYO					Did Not Play					
Dec 17	UTSA					Did Not Play					
<b>TOTAL</b>		<b>1</b>	<b>0.0-0</b>	<b>0.0-0</b>	<b>0</b>	<b>0-0</b>	<b>0</b>	<b>0-0</b>	<b>0</b>	<b>0</b>	<b>0</b>

2017

Date	Opponent	TKL	TFL-Yds	Sack-Yds	FF	FR-Yds	PBU	INT-yds	TD		
Sept 2	ACU	0	0.0-0	0.0-0	0	0-0	0	0-0	0		
Sept 9	NMSU	0	0.0-0	0.0-0	0	0-0	0	0-0	0		
Sept 14	at BSU	0	0.0-0	0.0-0	0	0-0	0	0-0	0		
Sept 23	at Tulsa										

**DB - #13 Jalin Burrell**

2017									
Date	Opponent	TKL	TFL-Yds	Sack-Yds	FF	FR-Yds	PBU	INT-yds	TD
Sept 2	ACU	5	0-0	0-0	0	0-0	3	0-0	0
Sept 9	NMSU	8	0-0	0-0	0	0-0	1	0-0	0
Sept 14	at BSU	3	0-0	0-0	0	0-0	0	0-0	0
Sept 23	at Tulsa	6	0-0	0-0	0	0-0	1	0-0	0
Sept 30	AFA	5	0-0	0-0	0	0-0	0	0-0	0
Oct 14	at FS	1	0-0	0-0	0	0-0	1	0-0	0
Oct 20	CSU	5	0-0	0-0	0	0-0	0	0-0	0
Oct 28	at WYO	3	0-0	0-0	0	0-0	0	0-0	0
Nov 4	USU	4	0-0	0-0	0	0-0	2	0-0	0
Nov 11	TA&M	7	0-0	0-0	0	0-0	1	0-0	0
Nov 17	UNLV								
Nov 24	at SDSU								
<b>TOTAL</b>		<b>47</b>	<b>0-0</b>	<b>0-0</b>	<b>0</b>	<b>0-0</b>	<b>9</b>	<b>0-0</b>	<b>0</b>

**DB - #14 Gabe Ortega**

2017									
Date	Opponent	TKL	TFL-Yds	Sack-Yds	FF	FR-Yds	PBU	INT-yds	TD
Sept 2	ACU	2	0-0	0-0	0	0-0	0	0-0	0
Sept 9	NMSU	0	0-0	0-0	0	0-0	0	0-0	0
Sept 14	at BSU	0	0-0	0-0	0	0-0	0	0-0	0
Sept 23	at Tulsa	0	0-0	0-0	0	0-0	0	0-0	0
Sept 30	AFA	0	0-0	0-0	0	0-0	0	0-0	0
Oct 14	at FS	0	0-0	0-0	0	0-0	0	0-0	0
Oct 20	CSU	0	0-0	0-0	0	0-0	0	0-0	0
Oct 28	at WYO	0	0-0	0-0	0	0-0	0	0-0	0
Nov 4	USU	0	0-0	0-0	0	0-0	0	0-0	0
Nov 11	TA&M	1	0-0	0-0	0	0-0	0	0-0	0
Nov 17	UNLV								
Nov 24	at SDSU								
<b>TOTAL</b>		<b>3</b>	<b>0-0</b>	<b>0-0</b>	<b>0</b>	<b>0-0</b>	<b>0</b>	<b>0-0</b>	<b>0</b>

**DB - #15 Kameron Miller**

2017									
Date	Opponent	TKL	TFL-Yds	Sack-Yds	FF	FR-Yds	PBU	INT-yds	TD
Sept 2	ACU	0	0-0	0-0	0	0-0	0	0-0	0
Sept 9	NMSU								
Sept 14	at BSU	0	0-0	0-0	0	0-0	0	0-0	0
Sept 23	at Tulsa	0	0-0	0-0	0	0-0	0	0-0	0
Sept 30	AFA	0	0-0	0-0	0	0-0	0	0-0	0
Oct 14	at FS	0	0-0	0-0	0	0-0	0	0-0	0
Oct 20	CSU	0	0-0	0-0	0	0-0	0	0-0	0
Oct 28	at WYO	0	0-0	0-0	0	0-0	0	0-0	0
Nov 4	USU	0	0-0	0-0	0	0-0	0	0-0	0
Nov 11	TA&M	0	0-0	0-0	0	0-0	0	0-0	0
Nov 17	UNLV								
Nov 24	at SDSU								
<b>TOTAL</b>		<b>0</b>	<b>0-0</b>	<b>0-0</b>	<b>0</b>	<b>0-0</b>	<b>0</b>	<b>0-0</b>	<b>0</b>

**DB - #16 Jacob Girgle**

2016									
Date	Opponent	TKL	TFL-Yds	Sack-Yds	FF	FR-Yds	PBU	INT-yds	TD
Sept 1	USD	1	0-0	0-0	0	0-0	0	0-0	0
Sept 10	at NMSU	1	0-0	0-0	0	0-0	0	0-0	0
Sept 17	at RU	1	0-0	0-0	0	0-0	0	0-0	0
Oct 1	SJSU	0	0-0	0-0	0	0-0	0	0-0	0
Oct 7	BSU	1	0-0	0-0	0	0-0	0	0-0	0
Oct 15	vs. AFA	2	0-0	0-0	0	0-0	0	0-0	0
Oct 22	ULM	0	0-0	0-0	0	0-0	0	0-0	0
Oct 29	at UH	5	0-0	0-0	0	0-0	0	0-0	0
Nov 5	NEV	0	0-0	0-0	0	0-0	0	0-0	0
Nov 12	at USU	3	0-0	0-0	0	0-0	0	0-0	0
Nov 19	at CSU	2	0-0	0-0	0	0-0	0	0-0	0
Nov 26	WYO	0	0-0	0-0	0	0-0	0	0-0	0
Dec 17	UTSA	3	1-2	0-0	0	0-0	0	0-0	0
<b>TOTAL</b>		<b>19</b>	<b>1-2</b>	<b>0-0</b>	<b>0</b>	<b>0-0</b>	<b>0</b>	<b>0-0</b>	<b>0</b>

**2017**

Date	Opponent	TKL	TFL-Yds	Sack-Yds	FF	FR-Yds	PBU	INT-yds	TD
Sept 2	ACU	7	0-0	0-0	0	0-0	1	1-17	0
Sept 9	NMSU	4	0-0	0-0	0	0-0	1	1-17	0
Sept 14	at BSU	6	0-0	0-0	0	0-0	0	0-0	0
Sept 23	at Tulsa	6	0-0	0-0	0	0-0	0	0-0	0
Sept 30	AFA	13	1-2	0-0	0	0-0	0	0-0	0
Oct 14	at FS								
Oct 20	CSU	6	0-0	0-0	0	0-0	1	0-0	0
Oct 28	at WYO	2	0-0	0-0	0	0-0	0	0-0	0
Nov 4	USU	6	0-0	0-0	0	0-0	0	0-0	0
Nov 11	TA&M	4	0-0	0-0	0	0-0	1	0-0	0
Nov 17	UNLV								
Nov 24	at SDSU								
<b>TOTAL</b>		<b>53</b>	<b>1-2</b>	<b>0-0</b>	<b>0</b>	<b>0-0</b>	<b>4</b>	<b>2-34</b>	<b>0</b>
<b>CAREER</b>		<b>73</b>	<b>2-4</b>	<b>0-0</b>	<b>0</b>	<b>0-0</b>	<b>4</b>	<b>2-34</b>	<b>0</b>

**DB - #19 Elijah Lilly**

2016									
Date	Opponent	TKL	TFL-Yds	Sack-Yds	FF	FR-Yds	PBU	INT-yds	TD
Sept 1	USD								
Sept 10	at NMSU								
Sept 17	at RU								
Oct 1	SJSU								
Oct 7	BSU	0	0-0	0-0	0	0-0	0	0-0	0
Oct 15	vs. AFA	0	0-0	0-0	0	0-0	0	0-0	0
Oct 22	ULM	0	0-0	0-0	0	0-0	0	0-0	0
Oct 29	at UH	0	0-0	0-0	0	0-0	0	0-0	0
Nov 5	NEV	0	0-0	0-0	0	0-0	0	0-0	0
Nov 12	at USU	0	0-0	0-0	0	0-0	0	0-0	0
Nov 19	at CSU	0	0-0	0-0	0	0-0	0	0-0	0
Nov 26	WYO	0	0-0	0-0	0	0-0	0	0-0	0
Dec 17	UTSA	0	0-0	0-0	0	0-0	0	0-0	0
<b>TOTAL</b>		<b>0</b>	<b>0-0</b>	<b>0-0</b>	<b>0</b>	<b>0-0</b>	<b>0</b>	<b>0-0</b>	<b>0</b>

**2017**

Date	Opponent	TKL	TFL-Yds	Sack-Yds	FF	FR-Yds	PBU	INT-yds	TD
Sept 2	ACU	3	1-1	0-0	0	0-0	0	0-0	0
Sept 9	NMSU	3	0-0	0-0	0	0-0	1	0-0	0
Sept 14	at BSU	2	0-0	0-0	0	0-0	0	0-0	0
Sept 23	at Tulsa	2	0-0	0-0	0	0-0	0	0-0	0
Sept 30	AFA	1	0-0	0-0	0	0-0	0	0-0	0
Oct 14	at FS	0	0-0	0-0	0	0-0	0	0-0	0
Oct 20	CSU	0	0-0	0-0	0	0-0	0	0-0	0
Oct 28	at WYO	2	0-0	0-0	0	0-0	0	0-0	0
Nov 4	USU	0	0-0	0-0	0	0-0	0	0-0	0
Nov 11	TA&M	1	0-0	0-0	0	0-0	0	0-0	0
Nov 17	UNLV								
Nov 24	at SDSU								
<b>TOTAL</b>		<b>14</b>	<b>1-1</b>	<b>0-0</b>	<b>0</b>	<b>0-0</b>	<b>1</b>	<b>0-0</b>	<b>0</b>
<b>CAREER</b>		<b>14</b>	<b>1-1</b>	<b>0-0</b>	<b>0</b>	<b>0-0</b>	<b>1</b>	<b>0-0</b>	<b>0</b>

**DB - #21 Corey Hightower**

2017									
Date	Opponent	TKL	TFL-Yds	Sack-Yds	FF	FR-Yds	PBU	INT-yds	TD
Sept 2	ACU	0	0-0	0-0	0	0-0	0	0-0	0
Sept 9	NMSU	0	0-0	0-0	0	0-0	0	0-0	0
Sept 14	at BSU	0	0-0	0-0	0	0-0	0	0-0	0
Sept 23	at Tulsa	0	0-0	0-0	0	0-0	0	0-0	0
Sept 30	AFA	0	0-0	0-0	0	0-0	0	0-0	0
Oct 14	at FS	0	0-0	0-0	0	0-0	0	0-0	0
Oct 20	CSU	0	0-0	0-0	0	0-0	0	0-0	0
Oct 28	at WYO	0	0-0	0-0	0	0-0	0	0-0	0
Nov 4	USU	0	0-0	0-0	0	0-0	0	0-0	0
Nov 11	TA&M	0	0-0	0-0	0	0-0	0	0-0	0
Nov 17	UNLV								
Nov 24	at SDSU								
<b>TOTAL</b>		<b>0</b>	<b>0-0</b>	<b>0-0</b>	<b>0</b>	<b>0-0</b>	<b>0</b>	<b>0-0</b>	<b>0</b>

**DB - #28 Jake Rothschilder**

2015									
Date	Opponent	TKL	TFL-Yds	Sack-Yds	FF	FR-Yds	PBU	INT-yds	TD
Sept 5	MVSU	1	0-0	0-0	0	0-0	0	0-0	0
Sept 12	Tulsa	0	0-0	0-0	0	0-0	0	0-0	0
Sept 18	at ASU	1	0-0	0-0	0	0-0	0	0-0	0
Sept 26	at WYO	1	0-0	0-0	0	0-0	0	0-0	0
Oct 3	NMSU	1	0-0	0-0	0	0-0	0	0-0	0
Oct 10	at UNR	2	0-0	0-0	0	0-0	0	0-0	0
Oct 17	HAW	2	0-0	0-0	0	0-0	0	0-0	0
Oct 24	at SJSU	6	0-0	0-0	0	0-0	0	0-0	0
Nov 7	USU	1	0-0	0-0	0	0-0	1	0-0	0
Nov 14	at BSU	5	2-2	0-0	0	0-0	0	0-0	0
Nov 21	CSU	6	1-4	0-0	0	0-0	0	0-0	0
Nov 28	AFA	2	0-0	0-0	0	0-0	0	0-0	0
Dec. 19	ARIZ	1	0-0	0-0	0	0-0	0	0-0	0
<b>TOTAL</b>		<b>29</b>	<b>3-6</b>	<b>0-0</b>	<b>0</b>	<b>0-0</b>	<b>1</b>	<b>0-0</b>	<b>0</b>

**2016**

Date	Opponent	TKL	TFL-Yds	Sack-Yds	FF	FR-Yds	PBU	INT-yds	TD
Sept 1	USD	0	0-0	0-0	0	0-0	0	0-0	0
Sept 10	at NMSU	0	0-0	0-0	0	0-0	0	0-0	0
Sept 17	at RU	1	0-0	0-0	0	0-0	0	0-0	0
Oct 1	SJSU	2	1-1	0-0	0	0-0	0	0-0	0
Oct 7	BSU	1	0-0	0-0	0	0-0	1	0-0	0
Oct 15	vs. AFA	6	1-5	0-0	0	0-0	0	0-0	0
Oct 22	ULM	4	0-0	0-0	0	0-0	1	0-0	0
Oct 29	at UH	2	0-0	0-0	0	0-0	0	0-0	0
Nov 5	NEV	1	0-0	0-0	0	0-0	1	0-0	0
Nov 12	at USU	3	0-0	0-0	0	0-0	0	0-0	0
Nov 19	at CSU	3	0-0	0-0	0	0-0	0	0-0	0
Nov 26	WYO	1	0-0	0-0	0	0-0	0	0-0	0
Dec 17	UT								

**2017**

Date	Opponent	TKL	TFL-Yds	Sack-Yds	FF	FR-Yds	PBU	INT-yds	TD
Sept 2	ACU	2	0.0-0	0.0-0	0	0-0	0	0-0	0
Sept 9	NMSU	3	0.0-0	0.0-0	0	0-0	0	0-0	0
Sept 14	at BSU	1	0.0-0	0.0-0	0	0-0	0	0-0	0
Sept 23	at Tulsa	0	0.0-0	0.0-0	0	0-0	0	0-0	0
Sept 30	AFA	0	0.0-0	0.0-0	0	0-0	0	0-0	0
Oct 14	at FS	0	0.0-0	0.0-0	0	0-0	0	0-0	0
Oct 20	CSU			Did Not Play					
Oct 28	at WYO			Did Not Play					
Nov 4	USU			Did Not Play					
Nov 11	TA&M			Did Not Play					
Nov 17	UNLV								
Nov 24	at SDSU								
<b>TOTAL</b>		<b>6</b>	<b>0.0-0</b>	<b>0.0-0</b>	<b>0</b>	<b>0-0</b>	<b>0</b>	<b>0-0</b>	<b>0</b>
<b>CAREER</b>		<b>13</b>	<b>0.0-0</b>	<b>0.0-0</b>	<b>0</b>	<b>0-0</b>	<b>0</b>	<b>0-0</b>	<b>0</b>

**LB - #2 Kimmie Carson**

**2014**

Date	Opponent	TKL	TFL-Yds	Sack-Yds	FF	FR-Yds	PBU	INT-yds	TD
Aug 30	UTEP	7	0.0-0	0.0-0	0	0-0	0	0-0	0
Sept 6	ASU	2	0.0-0	0.0-0	1	0-0	0	0-0	0
Sept 20	at NMSU	5	0.0-0	0.0-0	0	0-0	0	0-0	0
Sept 26	FS	5	0.0-0	0.0-0	0	0-0	0	0-0	0
Oct 4	at UTSA	3	0.5-2	0.0-0	0	0-0	1	0-0	0
Oct 10	SDSU	2	0.0-0	0.0-0	0	0-0	0	0-0	0
Oct 18	at AFA	1	0.0-0	0.0-0	0	0-0	0	0-0	0
Nov 1	at UNLV	4	0.0-0	0.0-0	0	0-0	0	0-0	0
Nov 8	BSU	2	0.0-0	0.0-0	0	0-0	0	0-0	0
Nov 15	at USU	5	0.0-0	0.0-0	0	0-0	0	0-0	0
Nov 22	at CSU	10	2.5-10	0.0-0	0	1-0	1	0-0	0
Nov 29	WYO	16	2.0-5	1.0-1	0	0-0	1	0-0	0
<b>TOTAL</b>		<b>62</b>	<b>5.0-17</b>	<b>1.0-1</b>	<b>1</b>	<b>1-0</b>	<b>3</b>	<b>0-0</b>	<b>0</b>

**2015**

Date	Opponent	TKL	TFL-Yds	Sack-Yds	FF	FR-Yds	PBU	INT-yds	TD
Sept 5	MVSU	3	1.0-9	1.0-9	0	0-0	0	0-0	0
Sept 12	Tulsa	12	1.0-3	0.0-0	0	0-0	0	0-0	0
Sept 18	at ASU	6	0.0-0	0.0-0	0	0-0	0	0-0	0
Sept 26	at WYO	10	2.5-8	0.5-6	0	0-0	0	0-0	0
Oct 3	NMSU	7	0.0-0	0.0-0	0	0-0	0	0-0	0
Oct 10	at UNR	3	0.5-2	0.0-0	0	0-0	0	0-0	0
Oct 17	HAW	4	0.0-0	0.0-0	0	0-0	0	0-0	0
Oct 24	at SJSU	6	2.0-8	1.0-6	0	0-0	0	0-0	0
Nov 7	USU	3	0.0-0	0.0-0	0	0-0	0	0-0	0
Nov 14	at BSU	2	0.0-0	0.0-0	0	0-0	0	0-0	0
Nov 21	CSU	4	1.0-5	1.0-5	1	0-0	0	0-0	0
Nov 28	AFA	3	0.0-0	0.0-0	0	0-0	0	0-0	0
Dec. 19	ARIZ	3	0.0-0	0.0-0	0	0-0	0	0-0	0
<b>TOTAL</b>		<b>66</b>	<b>8.0-35</b>	<b>3.5-26</b>	<b>1</b>	<b>0-0</b>	<b>0</b>	<b>0-0</b>	<b>0</b>

**2016**

Date	Opponent	TKL	TFL-Yds	Sack-Yds	FF	FR-Yds	PBU	INT-yds	TD
Sept 1	USD	4	1.0-3	0.0-0	0	0-0	0	0-0	0
Sept 10	at NMSU	10	0.5-0	0.0-0	0	0-0	0	0-0	0
Sept 17	at RU	7	1.0-6	0.0-0	0	0-0	0	0-0	0
Oct 1	SJSU	2	1.0-5	0.0-0	0	0-0	0	0-0	0
Oct 7	BSU	2	0.0-0	0.0-0	0	0-0	0	0-0	0
Oct 15	vs. AFA	7	0.0-0	0.0-0	0	0-0	0	0-0	0
Oct 22	ULM	1	1.0-4	1.0-4	0	0-0	0	0-0	0
Oct 29	at UH			Did Not Play					
Nov 5	NEV	5	1.0-3	0.0-0	0	0-0	0	0-0	0
Nov 12	at USU	0	0.0-0	0.0-0	0	0-0	1	0-0	0
Nov 19	at CSU	5	1.0-1	0.0-0	0	0-0	0	0-0	0
Nov 26	WYO	8	0.0-0	0.0-0	0	0-0	0	0-0	0
Dec 17	UTSA	7	1.0-2	0.0-0	0	0-0	1	0-0	0
<b>TOTAL</b>		<b>52</b>	<b>7.5-24</b>	<b>1.0-4</b>	<b>0</b>	<b>0-0</b>	<b>2</b>	<b>0-0</b>	<b>0</b>

**2017**

Date	Opponent	TKL	TFL-Yds	Sack-Yds	FF	FR-Yds	PBU	INT-yds	TD
Sept 2	ACU			Did Not Play					
Sept 9	NMSU			Did Not Play					
Sept 14	at BSU			Did Not Play					
Sept 23	at Tulsa	1	0.0-0	0.0-0	0	0-0	0	0-0	0
Sept 30	AFA	0	0.0-0	0.0-0	0	0-0	1	0-0	0
Oct 14	at FS	4	0.0-0	0.0-0	0	0-0	0	0-0	0
Oct 20	CSU	2	0.0-0	0.0-0	0	0-0	0	0-0	0
Oct 28	at WYO			Did Not Play					
Nov 4	USU			Did Not Play					
Nov 11	TA&M			Did Not Play					
Nov 17	UNLV								
Nov 24	at SDSU								
<b>TOTAL</b>		<b>7</b>	<b>0.0-0</b>	<b>0.0-0</b>	<b>0</b>	<b>0-0</b>	<b>1</b>	<b>0-0</b>	<b>0</b>
<b>CAREER</b>		<b>184</b>	<b>20.0-74</b>	<b>5.5-31</b>	<b>2</b>	<b>1-0</b>	<b>6</b>	<b>0-0</b>	<b>0</b>

**LB - #6 Austin Ocasio**

**2016**

Date	Opponent	TKL	TFL-Yds	Sack-Yds	FF	FR-Yds	PBU	INT-yds	TD
Sept 1	USD	3	0.0-0	0.0-0	0	0-0	0	0-0	0
Sept 10	at NMSU	2	1.0-2	0.0-0	0	0-0	0	0-0	0
Sept 17	at RU	0	0.0-0	0.0-0	0	0-0	0	0-0	0
Oct 1	SJSU	0	0.0-0	0.0-0	0	0-0	0	1-37	1
Oct 7	BSU	1	0.0-0	0.0-0	0	0-0	0	0-0	0
Oct 15	vs. AFA	3	1.0-1	0.0-0	0	0-0	0	0-0	0
Oct 22	ULM	4	0.0-0	0.0-0	0	0-0	0	0-0	0
Oct 29	at UH	7	1.0-1	0.0-0	0	0-0	1	0-0	0
Nov 5	NEV	4	0.0-0	0.0-0	0	0-0	0	1-3	0
Nov 12	at USU	2	0.0-0	0.0-0	0	0-0	0	0-0	0
Nov 19	at CSU	0	0.0-0	0.0-0	0	0-0	0	0-0	0
Nov 26	WYO	5	0.0-0	0.0-0	0	0-0	0	0-0	0
Dec 17	UTSA	0	0.0-0	0.0-0	0	0-0	0	0-0	0
<b>TOTAL</b>		<b>29</b>	<b>3.0-4</b>	<b>0.0-0</b>	<b>0</b>	<b>0-0</b>	<b>1</b>	<b>2-40</b>	<b>0</b>

**2017**

Date	Opponent	TKL	TFL-Yds	Sack-Yds	FF	FR-Yds	PBU	INT-yds	TD
Sept 2	ACU	4	0.0-0	0.0-0	0	0-0	0	0-0	0
Sept 9	NMSU	1	1.0-4	1.0-4	0	0-0	0	0-0	0
Sept 14	at BSU	8	1.5-2	0.0-0	0	0-0	0	0-0	0
Sept 23	at Tulsa	1	0.0-0	0.0-0	0	0-0	0	0-0	0
Sept 30	AFA	9	0.0-0	0.0-0	0	0-0	0	0-0	0
Oct 14	at FS	0	0.0-0	0.0-0	0	0-0	0	0-0	0
Oct 20	CSU	6	0.0-0	0.0-0	0	0-0	0	0-0	0
Oct 28	at WYO	2	0.0-0	0.0-0	0	0-0	0	0-0	0
Nov 4	USU	3	0.0-0	0.0-0	0	0-0	0	0-0	0
Nov 11	TA&M	3	1.0-2	0.0-0	0	0-0	0	0-0	0
Nov 17	UNLV								
Nov 24	at SDSU								
<b>TOTAL</b>		<b>37</b>	<b>3.5-8</b>	<b>1.0-4</b>	<b>0</b>	<b>0-0</b>	<b>0</b>	<b>0-0</b>	<b>0</b>
<b>CAREER</b>		<b>66</b>	<b>6.5-12</b>	<b>1.0-4</b>	<b>0</b>	<b>0-0</b>	<b>1</b>	<b>2-40</b>	<b>1</b>

**LB - #26 Sitiveni Tamaivena**

**2017**

Date	Opponent	TKL	TFL-Yds	Sack-Yds	FF	FR-Yds	PBU	INT-yds	TD
Sept 2	ACU	2	0.0-0	0.0-0	0	0-0	0	0-0	0
Sept 9	NMSU	2	0.0-0	0.0-0	0	0-0	0	0-0	0
Sept 14	at BSU	1	0.0-0	0.0-0	0	0-0	0	0-0	0
Sept 23	at Tulsa	0	0.0-0	0.0-0	0	0-0	0	0-0	0
Sept 30	AFA	0	0.0-0	0.0-0	0	0-0	0	0-0	0
Oct 14	at FS	0	0.0-0	0.0-0	0	0-0	0	0-0	0
Oct 20	CSU	0	0.0-0	0.0-0	0	0-0	0	0-0	0
Oct 28	at WYO	4	0.0-0	0.0-0	0	0-0	0	0-0	0
Nov 4	USU	1	0.0-0	0.0-0	0	0-0	0	0-0	0
Nov 11	TA&M	0	0.0-0	0.0-0	0	0-0	0	0-0	0
Nov 17	UNLV								
Nov 24	at SDSU								
<b>TOTAL</b>		<b>10</b>	<b>0.0-0</b>	<b>0.0-0</b>	<b>0</b>	<b>0-0</b>	<b>0</b>	<b>0-0</b>	<b>0</b>

**LB - #29 Jordan Flack**

**2017**

Date	Opponent	TKL	TFL-Yds	Sack-Yds	FF	FR-Yds	PBU	INT-yds	TD
Sept 2	ACU	0	0.0-0	0.0-0	0	0-0	0	0-0	0
Sept 9	NMSU	5	0.0-0	0.0-0	0	0-0	0	0-0	0
Sept 14	at BSU	2	1.0-7	0.0-0	0	0-0	0	0-0	0
Sept 23	at Tulsa	2	1.0-8	1.0-8	0	0-0	0	0-0	0
Sept 30	AFA	0	0.0-0	0.0-0	0	1-0	0	0-0	0
Oct 14	at FS	0	0.0-0	0.0-0	0	0-0	0	0-0	0
Oct 20	CSU	4	0.0-0	0.0-0	0	0-0	0	0-0	0
Oct 28	at WYO	1	0.0-0	0.0-0	0	0-0	0	0-0	0
Nov 4	USU	2	0.0-0	0.0-0	0	0-0	0	0-0	0
Nov 11	TA&M	1	0.0-0	0.0-0	0	0-0	0	0-0	0
Nov 17	UNLV								
Nov 24	at SDSU								
<b>TOTAL</b>		<b>17</b>	<b>2.0-15</b>	<b>1.0-8</b>	<b>0</b>	<b>0-0</b>	<b>0</b>	<b>0-0</b>	<b>0</b>

**LB - #33 Alex Hart**

**2015**

Date	Opponent	TKL	TFL-Yds	Sack-Yds	FF	FR-Yds	PBU	INT-yds	TD
Sept 5	MVSU			Did Not Play					
Sept 12	Tulsa			Did Not Play					
Sept 18	at ASU			Did Not Play					
Sept 26	at WYO			Did Not Play					
Oct 3	NMSU	0	0.0-0	0.0-0	0	0-0	0	0-0	0
Oct 10	at UNR	0	0.0-0	0.0-0	0	0-0	0	0-0	0
Oct 17	HAW	1	0.0-0	0.0-0	0	0-0	0	0-0	0
Oct 24	at SJSU	0	0.0-0	0.0-0	0	0-0	0	0-0	0
Nov 7	USU	0	0.0-0	0.0-0	0	0-0	0	0-0	0
Nov 14	at BSU	1	0.0-0	0.0-0	0	0-0	0	0-0	0
Nov 21	CSU	0	0.0-0	0.0-0	0	0-0	0	0-0	0
Nov 28	AFA	0	0.0-0						

**2017**

Date	Opponent	TKL	TFL-Yds	Sack-Yds	FF	FR-Yds	PBU	INT-yds	TD
Sept 2	ACU	0	0.0-0	0.0-0	0	0-0	0	0-0	0
Sept 9	NMSU		Did Not Play						
Sept 14	at BSU	0	0.0-0	0.0-0	0	0-0	0	0-0	0
Sept 23	at Tulsa	0	0.0-0	0.0-0	0	0-0	0	0-0	0
Sept 30	AFA	0	0.0-0	0.0-0	0	0-0	0	0-0	0
Oct 14	at FS	0	0.0-0	0.0-0	0	0-0	0	0-0	0
Oct 20	CSU	0	0.0-0	0.0-0	0	0-0	0	0-0	0
Oct 28	at WYO	0	0.0-0	0.0-0	0	0-0	0	0-0	0
Nov 4	USU	3	0.0-0	0.0-0	0	0-0	0	0-0	0
Nov 11	TA&M	1	0.0-0	0.0-0	0	0-0	0	0-0	0
Nov 17	UNLV		Did Not Play						
Nov 24	at SDSU		Did Not Play						
<b>TOTAL</b>		<b>4</b>	<b>0.0-0</b>	<b>0.0-0</b>	<b>0</b>	<b>0-0</b>	<b>0</b>	<b>0-0</b>	<b>0</b>

#LB - 99 Rhashaun Epting

**2017**

Date	Opponent	TKL	TFL-Yds	Sack-Yds	FF	FR-Yds	PBU	INT-yds	TD
Sept 2	ACU	1	0.0-0	0.0-0	0	0-0	0	0-0	0
Sept 9	NMSU	6	0.5-0	0.0-0	0	0-0	0	0-0	0
Sept 14	at BSU	7	1.0-1	0.0-0	0	0-0	0	0-0	0
Sept 23	at Tulsa	7	1.0-8	1.0-8	0	0-0	0	0-0	0
Sept 30	AFA	6	0.0-0	0.0-0	0	0-0	0	0-0	0
Oct 14	at FS	6	0.0-0	0.0-0	1	0-0	0	0-0	0
Oct 20	CSU		Did Not Play						
Oct 28	at WYO	0	0.0-0	0.0-0	0	0-0	0	0-0	0
Nov 4	USU	1	0.0-0	0.0-0	0	0-0	0	0-0	0
Nov 11	TA&M	4	0.0-0	0.0-0	0	0-0	0	0-0	0
Nov 17	UNLV		Did Not Play						
Nov 24	at SDSU		Did Not Play						
<b>TOTAL/CAREER</b>		<b>38</b>	<b>2.5-9</b>	<b>1.0-8</b>	<b>1</b>	<b>0-0</b>	<b>0</b>	<b>0-0</b>	<b>0</b>

DL - #52 Aaron Blackwell

**2017**

Date	Opponent	TKL	TFL-Yds	Sack-Yds	FF	FR-Yds	PBU	INT-yds	TD
Sept 2	ACU	1	0.0-0	0.0-0	0	0-0	0	0-0	0
Sept 9	NMSU		Did Not Play						
Sept 14	at BSU	0	0.0-0	0.0-0	0	0-0	0	0-0	0
Sept 23	at Tulsa	1	0.5-1	0.0-0	0	0-0	0	0-0	0
Sept 30	AFA	0	0.0-0	0.0-0	0	0-0	0	0-0	0
Oct 14	at FS	1	0.0-0	0.0-0	0	0-0	0	0-0	0
Oct 20	CSU	2	0.0-0	0.0-0	0	0-0	0	0-0	0
Oct 28	at WYO	2	2.0-6	0.0-0	0	0-0	0	0-0	0
Nov 4	USU	0	0.0-0	0.0-0	0	0-0	0	0-0	0
Nov 11	TA&M	1	1.0-2	0.0-0	0	0-0	1	0-0	0
Nov 17	UNLV		Did Not Play						
Nov 24	at SDSU		Did Not Play						
<b>TOTAL</b>		<b>8</b>	<b>3.5-9</b>	<b>0.0-0</b>	<b>0</b>	<b>0-0</b>	<b>1</b>	<b>0-0</b>	<b>0</b>

DL - #53 Cody Baker

**2015**

Date	Opponent	TKL	TFL-Yds	Sack-Yds	FF	FR-Yds	PBU	INT-yds	TD
Sept 5	MVSU	1	0.0-0	0.0-0	0	0-0	0	0-0	0
Sept 12	Tulsa	0	0.0-0	0.0-0	0	0-0	0	0-0	0
Sept 18	at ASU	0	0.0-0	0.0-0	0	0-0	0	0-0	0
Sept 26	at WYO	0	0.0-0	0.0-0	0	0-0	0	0-0	0
Oct 3	NMSU	0	0.0-0	0.0-0	0	0-0	0	0-0	0
Oct 10	at UNR	0	0.0-0	0.0-0	0	0-0	0	0-0	0
Oct 17	HAW	6	0.0-0	0.0-0	0	0-0	0	0-0	0
Oct 24	at SJSU	7	0.5-0	0.0-0	0	0-0	0	0-0	0
Nov 7	USU	2	0.0-0	0.0-0	0	0-0	0	0-0	0
Nov 14	at BSU	6	1.0-8	1.0-8	0	0-0	0	0-0	0
Nov 21	CSU	1	0.0-0	0.0-0	0	0-0	0	0-0	0
Nov 28	AFA	5	0.0-0	0.0-0	0	0-0	0	0-0	0
Dec. 19	ARIZ	3	1.0-5	0.0-0	0	0-0	0	0-0	0
<b>TOTAL</b>		<b>31</b>	<b>2.5-13</b>	<b>1.0-8</b>	<b>0</b>	<b>0-0</b>	<b>0</b>	<b>0-0</b>	<b>0</b>

2016

Date	Opponent	TKL	TFL-Yds	Sack-Yds	FF	FR-Yds	PBU	INT-yds	TD
Sept 1	USD	2	0.0-0	0.0-0	0	0-0	0	0-0	0
Sept 10	at NMSU	1	0.0-0	0.0-0	0	0-0	0	0-0	0
Sept 17	at RU	1	0.0-0	0.0-0	0	0-0	0	0-0	0
Oct 1	SJSU	2	0.0-0	0.0-0	0	0-0	0	0-0	0
Oct 7	BSU	0	0.0-0	0.0-0	0	0-0	0	0-0	0
Oct 15	vs. AFA	0	0.0-0	0.0-0	0	0-0	0	0-0	0
Oct 22	ULM	1	0.0-0	0.0-0	0	0-0	0	0-0	0
Oct 29	at UH	1	0.0-0	0.0-0	0	0-0	1	0-0	0
Nov 5	NEV	1	0.5-1	0.0-0	0	0-0	0	0-0	0
Nov 12	at USU	1	0.0-0	0.0-0	0	0-0	0	0-0	0
Nov 19	at CSU	1	0.0-0	0.0-0	0	0-0	0	0-0	0
Nov 26	WYO	3	0.0-0	0.0-0	0	0-0	0	0-0	0
Dec 17	UTSA	2	0.5-1	0.0-0	0	0-0	0	0-0	0
<b>TOTAL</b>		<b>16</b>	<b>1.0-2</b>	<b>0.0-0</b>	<b>0</b>	<b>0-0</b>	<b>1</b>	<b>0-0</b>	<b>0</b>

**2017**

Date	Opponent	TKL	TFL-Yds	Sack-Yds	FF	FR-Yds	PBU	INT-yds	TD
Sept 2	ACU	2	0.0-0	0.0-0	0	0-0	0	0-0	0
Sept 9	NMSU	2	0.5-1	0.0-0	0	0-0	0	0-0	0
Sept 14	at BSU	0	0.0-0	0.0-0	0	0-0	0	0-0	0
Sept 23	at Tulsa	3	0.0-0	0.0-0	0	0-0	1	0-0	0
Sept 30	AFA	5	1.0-5	1.0-5	0	0-0	0	0-0	0
Oct 14	at FS	2	0.0-0	0.0-0	0	0-0	0	0-0	0
Oct 20	CSU	4	0.0-0	0.0-0	0	0-0	0	0-0	0
Oct 28	at WYO	1	0.0-0	0.0-0	0	0-0	0	0-0	0
Nov 4	USU	0	0.0-0	0.0-0	0	0-0	0	0-0	0
Nov 11	TA&M	2	0.0-0	0.0-0	0	0-0	0	0-0	0
Nov 17	UNLV		Did Not Play						
Nov 24	at SDSU		Did Not Play						
<b>TOTAL</b>		<b>21</b>	<b>1.5-6</b>	<b>1.0-5</b>	<b>0</b>	<b>0-0</b>	<b>1</b>	<b>0-0</b>	<b>0</b>
<b>CAREER</b>		<b>68</b>	<b>5.0-21</b>	<b>2.0-13</b>	<b>0</b>	<b>0-0</b>	<b>2</b>	<b>0-0</b>	<b>0</b>

DL - #55 Emmanuel Joseph

**2017**

Date	Opponent	TKL	TFL-Yds	Sack-Yds	FF	FR-Yds	PBU	INT-yds	TD
Sept 2	ACU	0	0.0-0	0.0-0	0	0-0	0	0-0	0
Sept 9	NMSU		Did Not Play						
Sept 14	at BSU	0	0.0-0	0.0-0	0	0-0	0	0-0	0
Sept 23	at Tulsa	0	0.0-0	0.0-0	0	0-0	0	0-0	0
Sept 30	AFA	0	0.0-0	0.0-0	0	0-0	0	0-0	0
Oct 14	at FS	0	0.0-0	0.0-0	0	0-0	0	0-0	0
Oct 20	CSU	0	0.0-0	0.0-0	0	0-0	0	0-0	0
Oct 28	at WYO	0	0.0-0	0.0-0	0	0-0	0	0-0	0
Nov 4	USU	0	0.0-0	0.0-0	0	0-0	0	0-0	0
Nov 11	TA&M	1	1.0-9	1.0-9	1	0-0	0	0-0	0
Nov 17	UNLV		Did Not Play						
Nov 24	at SDSU		Did Not Play						
<b>TOTAL</b>		<b>1</b>	<b>1.0-9</b>	<b>1.0-9</b>	<b>1</b>	<b>0-0</b>	<b>0</b>	<b>0-0</b>	<b>0</b>

DL - #92 Jermaine Conyers

**2017**

Date	Opponent	TKL	TFL-Yds	Sack-Yds	FF	FR-Yds	PBU	INT-yds	TD
Sept 2	ACU	0	0.0-0	0.0-0	0	0-0	0	0-0	0
Sept 9	NMSU	2	0.0-0	0.0-0	1	0-0	0	0-0	0
Sept 14	at BSU	2	1.0-3	0.0-0	0	0-0	0	0-0	0
Sept 23	at Tulsa	1	0.0-0	0.0-0	0	0-0	0	0-0	0
Sept 30	AFA	3	0.0-0	0.0-0	0	0-0	0	0-0	0
Oct 14	at FS	2	0.0-0	0.0-0	0	0-0	1	0-0	0
Oct 20	CSU	2	0.0-0	0.0-0	0	0-0	0	0-0	0
Oct 28	at WYO	0	0.0-0	0.0-0	0	0-0	0	0-0	0
Nov 4	USU	1	0.0-0	0.0-0	0	0-0	0	0-0	0
Nov 11	TA&M	2	0.0-0	0.0-0	0	0-0	0	0-0	0
Nov 17	UNLV		Did Not Play						
Nov 24	at SDSU		Did Not Play						
<b>TOTAL</b>		<b>15</b>	<b>1.0-3</b>	<b>0.0-0</b>	<b>1</b>	<b>0-0</b>	<b>1</b>	<b>0-0</b>	<b>0</b>

#DL - #93 Nahje Flowers

**2017**

Date	Opponent	TKL	TFL-Yds	Sack-Yds	FF	FR-Yds	PBU	INT-yds	TD
Sept 2	ACU	0	0.0-0	0.0-0	0	0-0	0	0-0	0
Sept 9	NMSU	0	0.0-0	0.0-0	0	0-0	0	0-0	0
Sept 14	at BSU	0	0.0-0	0.0-0	0	0-0	0	0-0	0
Sept 23	at Tulsa	0	0.0-0	0.0-0	0	0-0	0	0-0	0
Sept 30	AFA	1	0.0-0	0.0-0	0	0-0	0	0-0	0
Oct 14	at FS	1	0.0-0	0.0-0	0	0-0	0	0-0	0
Oct 20	CSU	0	0.0-0	0.0-0	0	0-0	0	0-0	0
Oct 28	at WYO	1	0.0-0	0.0-0	0	0-0	0	0-0	0
Nov 4	USU	0	0.0-0	0.0-0	0	0-0	0	0-0	0
Nov 11	TA&M	0	0.0-0	0.0-0	0	0-0	0	0-0	0
Nov 17	UNLV		Did Not Play						
Nov 24	at SDSU		Did Not Play						
<b>TOTAL</b>		<b>3</b>	<b>0.0-0</b>	<b>0.0-0</b>	<b>0</b>	<b>0-0</b>	<b>0</b>	<b>0-0</b>	<b>0</b>

**DL - #98 Kene Okonkwo**

Date	Opponent	TKL	TFL-Yds	Sack-Yds	FF	FR-Yds	PBU	INT-yds	TD
Aug 30	UTEP					Did Not Play			
Sept 6	ASU					Did Not Play			
Sept 20	at NMSU					Did Not Play			
Sept 26	FS	2	1.0-8	1.0-8	0	0-0	0	0-0	0
Oct 4	at UTSA					Did Not Play			
Oct 10	SDSU	0	0.0-0	0.0-0	0	0-0	0	0-0	0
Oct 18	at AFA	0	0.0-0	0.0-0	0	0-0	0	0-0	0
Nov 1	at UNLV	0	0.0-0	0.0-0	0	0-0	0	0-0	0
Nov 8	BSU					Did Not Play			
Nov 15	at USU	0	0.0-0	0.0-0	0	0-0	0	0-0	0
Nov 22	at CSU	1	0.0-0	0.0-0	0	0-0	0	0-0	0
Nov 29	WYO					Did Not Play			
<b>TOTAL</b>		<b>3</b>	<b>1.0-8</b>	<b>1.0-8</b>	<b>0</b>	<b>0-0</b>	<b>0</b>	<b>0-0</b>	<b>0</b>

**2015**

Date	Opponent	TKL	TFL-Yds	Sack-Yds	FF	FR-Yds	PBU	INT-yds	TD
Sept 5	MVSU	0	0.0-0	0.0-0	0	0-0	0	0-0	0
Sept 12	Tulsa	2	0.5-0	0.0-0	0	0-0	0	0-0	0
Sept 18	at ASU	0	0.0-0	0.0-0	0	0-0	0	0-0	0
Sept 26	at WYO	0	0.0-0	0.0-0	0	0-0	0	0-0	0
Oct 3	NMSU	0	0.0-0	0.0-0	0	0-0	0	0-0	0
Oct 10	at UNR					Did Not Play			
Oct 17	HAW					Did Not Play			
Oct 24	at SJSU					Did Not Play			
Nov 7	USU					Did Not Play			
Nov 14	at BSU					Did Not Play			
Nov 21	CSU					Did Not Play			
Nov 28	AFA					Did Not Play			
Dec. 19	ARIZ					Did Not Play			
<b>TOTAL</b>		<b>2</b>	<b>0.5-0</b>	<b>0.0-0</b>	<b>0</b>	<b>0-0</b>	<b>0</b>	<b>0-0</b>	<b>0</b>

**2016**

Date	Opponent	TKL	TFL-Yds	Sack-Yds	FF	FR-Yds	PBU	INT-yds	TD
Sept 1	USD	0	0.0-0	0.0-0	0	0-0	0	0-0	0
Sept 10	at NMSU	1	0.0-0	0.0-0	0	0-0	0	0-0	0
Sept 17	at RU	1	0.0-0	0.0-0	0	0-0	0	0-0	0
Oct 1	SJSU	1	0.0-0	0.0-0	0	0-0	0	0-0	0
Oct 7	BSU	2	0.0-0	0.0-0	0	0-0	0	0-0	0
Oct 15	vs. AFA	2	0.0-0	0.0-0	0	0-0	0	0-0	0
Oct 22	ULM	8	0.5-2	0.5-2	0	0-0	0	0-0	0
Oct 29	at UH	1	0.0-0	0.0-0	0	0-0	0	0-0	0
Nov 5	NEV	1	0.0-0	0.0-0	0	0-0	0	0-0	0
Nov 12	at USU	1	0.0-0	0.0-0	0	0-0	0	0-0	0
Nov 19	at CSU	4	0.0-0	0.0-0	0	0-0	0	0-0	0
Nov 26	WYO	0	0.0-0	0.0-0	0	0-0	0	0-0	0
Dec 17	UTSA	1	0.0-0	0.0-0	0	0-0	0	0-0	0
<b>TOTAL</b>		<b>23</b>	<b>0.5-2</b>	<b>0.5-2</b>	<b>0</b>	<b>0-0</b>	<b>0</b>	<b>0-0</b>	<b>0</b>

**2017**

Date	Opponent	TKL	TFL-Yds	Sack-Yds	FF	FR-Yds	PBU	INT-yds	TD
Sept 2	ACU	1	0.0-0	0.0-0	0	0-0	0	0-0	0
Sept 9	NMSU	5	0.0-0	0.0-0	0	0-0	0	0-0	0
Sept 14	at BSU	2	0.5-0	0.0-0	0	0-0	0	0-0	0
Sept 23	at Tulsa	4	0.5-0	0.0-0	0	0-0	0	0-0	0
Sept 30	AFA	8	1.5-5	0.0-0	0	0-0	0	0-0	0
Oct 14	at FS	3	0.0-0	0.0-0	0	0-0	0	0-0	0
Oct 20	CSU	3	2.0-5	0.0-0	0	0-0	0	0-0	0
Oct 28	at WYO	2	0.0-0	0.0-0	0	0-0	0	0-0	0
Nov 4	USU	2	0.0-0	0.0-0	0	0-0	0	0-0	0
Nov 11	TA&M	2	0.0-0	0.0-0	0	0-0	0	0-0	0
Nov 17	UNLV								
Nov 24	at SDSU								
<b>TOTAL</b>		<b>32</b>	<b>4.5-10</b>	<b>0.0-0</b>	<b>0</b>	<b>0-0</b>	<b>0</b>	<b>0-0</b>	<b>0</b>
<b>CAREER</b>		<b>60</b>	<b>6.5-20</b>	<b>1.5-10</b>	<b>0</b>	<b>0-0</b>	<b>0</b>	<b>0-0</b>	<b>0</b>

**P - #30 Corey Bojorquez**

**2016**

Date	Opponent	No	Yds	Avg	Lg	Blkd	TB	FC	50+	i20
Sept 1	USD	4	116	29.0	45	0	0	1	0	1
Sept 10	at NMSU	2	81	40.5	46	0	1	0	0	0
Sept 17	at RU	8	308	38.5	52	0	1	0	2	2
Oct 1	SJSU	5	221	44.2	53	0	1	2	2	1
Oct 7	BSU	3	116	38.7	56	0	0	0	1	1
Oct 15	vs. AFA	5	185	37.0	46	0	0	3	0	2
Oct 22	ULM	1	44	44.0	44	0	0	0	0	0
Oct 29	at UH	6	283	47.2	56	0	0	1	3	1
Nov 5	NEV	4	211	52.8	66	0	0	3	2	2
Nov 12	at USU	2	87	43.5	48	0	0	2	0	0
Nov 19	at CSU	4	202	50.5	80	0	0	0	1	1
Nov 26	WYO	2	96	48.0	50	0	0	0	1	2
Dec 17	UTSA	3	117	39.0	43	0	1	1	0	0
<b>TOTAL</b>		<b>49</b>	<b>2067</b>	<b>42.2</b>	<b>80</b>	<b>0</b>	<b>4</b>	<b>13</b>	<b>12</b>	<b>13</b>

**2017**

Date	Opponent	No	Yds	Avg	Lg	Blkd	TB	FC	50+	i20
Sept 2	ACU	1	37	37.0	37	0	0	1	0	1
Sept 9	NMSU	8	401	50.1	77	0	2	2	5	2
Sept 14	at BSU	6	250	41.7	52	0	2	2	1	0
Sept 23	at Tulsa	1	46	46.0	46	0	1	0	0	0
Sept 30	AFA	5	257	51.4	71	0	1	2	3	1
Oct 14	at FS	9	414	46.0	62	0	1	6	3	7
Oct 20	CSU	3	176	57.7	78	0	0	0	1	2
Oct 28	at WYO	6	322	53.7	75	0	2	1	5	3
Nov 4	USU	5	234	46.8	68	0	1	1	1	3
Nov 11	TA&M	10	418	41.8	62	0	0	3	5	6
Nov 17	UNLV									
Nov 24	at SDSU									
<b>TOTAL</b>		<b>54</b>	<b>2552</b>	<b>47.3</b>	<b>78</b>	<b>0</b>	<b>10</b>	<b>18</b>	<b>24</b>	<b>25</b>
<b>CAREER</b>		<b>103</b>	<b>4619</b>	<b>44.8</b>	<b>80</b>	<b>0</b>	<b>14</b>	<b>31</b>	<b>36</b>	<b>38</b>

**K - #95 Jason Sanders**

**2014**

Date	Opponent	FGM	FGA	LG	XPMXPA	PTS	KO	YDS	AVG	TB	OB
Aug 30	UTEP	0	0	0	0	0	5	325	65.0	3	0
Sept 6	ASU	0	0	0	0	0	4	260	65.0	4	0
Sept 20	at NMSU	0	0	0	0	0	7	414	59.1	4	0
Sept 26	FS	0	0	0	0	0	5	314	62.8	3	0
Oct 4	at UTSA	0	0	0	0	0	4	258	64.5	3	0
Oct 10	SDSU	0	0	0	0	0	3	157	52.3	1	0
Oct 18	at AFA	0	0	0	0	0	6	387	64.5	5	1
Nov 1	at UNLV	0	0	0	0	0	6	367	61.2	2	0
Nov 8	BSU	0	0	0	0	0	8	514	64.2	5	0
Nov 15	at USU	0	0	0	0	0	4	252	63.0	2	0
Nov 22	at CSU	0	0	0	0	0	4	220	55.0	2	0
Nov 29	WYO	0	0	0	0	0	6	383	63.8	3	0
<b>OTOTAL</b>		<b>0</b>	<b>0</b>	<b>0</b>	<b>0</b>	<b>0</b>	<b>62</b>	<b>3851</b>	<b>62.1</b>	<b>37</b>	<b>1</b>

**2015**

Date	Opponent	FGM	FGA	LG	XPMXPA	PTS	KO	YDS	AVG	TB	OB
Sept 5	MVSU	1	1	28	9	12	11	715	65.0	5	0
Sept 12	Tulsa	0	1	0	3	3	4	260	65.0	4	0
Sept 18	at ASU	1	2	32	1	1	4	3	195	65.0	2
Sept 26	at WYO	1	1	22	5	5	8	7	440	62.9	7
Oct 3	NMSU	0	2	0	4	4	4	6	388	64.7	5
Oct 10	at UNR	0	0	0	0	0	0	4	260	65.0	3
Oct 17	HAW	0	0	0	0	0	0	5	308	61.6	4
Oct 24	at SJSU	0	0	0	0	0	0	4	259	64.8	1
Nov 7	USU	0	0	0	0	0	0	3	191	63.7	2
Nov 14	at BSU	0	0	0	0	0	0	6	385	64.2	3
Nov 21	CSU	0	0	0	0	0	0	4	256	64.0	2
Nov 28	AFA	0	0	0	0	0	0	9	558	62.0	8
Dec. 19	ARIZ	0	0	0	0	0	0	6	388	64.7	4
<b>TOTAL</b>		<b>3</b>	<b>7</b>	<b>32</b>	<b>22</b>	<b>22</b>	<b>31</b>	<b>72</b>	<b>4603</b>	<b>63.9</b>	<b>50</b>

**2016**

Date	Opponent	FGM	FGA	LG	XPMXPA	PTS	KO	YDS	AVG	TB	OB
Sept 1	USD	2	2	27	6	6	12	9	577	64.1	8
Sept 10	at NMSU	1	1	41	4	4	7	6	379	63.2	4
Sept 17	at RU	0	1	0	4	4	4	4	260	65.0	4
Oct 1	SJSU	2	2	45	6	6	12	8	520		



**Abilene Christian (2-8, 2-6)**

9/2..... at New Mexico..... L 14-38  
 9/9..... at Colorado State..... L 10-38  
 9/16..... \*Houston Baptist..... W 24-3  
 9/23..... \*Stephen F. Austin..... L 10-20  
 9/30..... \*at Incarnate Word..... W 45-20  
 10/7..... \*McNeese State..... L 7-13  
 10/14..... \*Nicholls State..... L 20-29  
 10/21..... \*Southeast Louisiana..... L 21-56  
 11/4..... \*at Northwestern State..... L (OT) 23-26  
 11/11..... \*Sam Houston State..... L 35-44  
 11/18..... \*at Central Arkansas.....

**Air Force (4-6, 3-3)**

9/2..... VMI..... W 62-0  
 9/16..... at #7 Michigan..... L 13-29  
 9/23..... \*#22 San Diego State..... L 24-28  
 9/30..... \*at New Mexico..... L 38-56  
 10/7..... at Navy..... L 45-48  
 10/14..... \*UNLV..... W 34-30  
 10/20..... \*at Nevada..... W 45-42  
 10/28..... \*at Colorado State..... W 45-28  
 11/4..... Army..... L 0-21  
 11/11..... \*Wyoming..... L 14-28  
 11/18..... \*at Boise State.....  
 11/25..... \*Utah State.....

**Utah State (5-5, 3-3)**

9/1..... at Wisconsin..... L 10-59  
 9/7..... Idaho State..... W 51-13  
 9/16..... at Wake Forest..... L 10-46  
 9/23..... \*at San Jose State..... W 61-10  
 9/29..... BYU..... W 40-24  
 10/7..... \*Colorado State..... L 14-27  
 10/14..... \*Wyoming..... L 23-28  
 10/21..... \*at UNLV..... W 52-28  
 10/28..... \*Boise State..... L 28-45  
 11/4..... \*at New Mexico..... W 24-10  
 11/18..... \*Hawai'i.....  
 11/25..... \*at Air Force.....

**New Mexico State (4-5, 2-3)**

8/31..... at Arizona State..... L 31-37  
 9/9..... at New Mexico..... W 30-28  
 9/16..... \*Troy..... L 24-27  
 9/23..... UTEP..... W 41-14  
 9/30..... at Arkansas..... L 24-42  
 10/7..... \*at Appalachian State..... L 31-45  
 10/14..... \*at Georgia Southern..... W 35-27  
 10/28..... \*Arkansas State..... L 21-37  
 11/4..... \*at Texas State..... W 45-35  
 11/18..... \*at Louisiana-Lafayette.....  
 11/25..... \*Idaho.....  
 12/2..... \*South Alabama.....

**Fresno State (7-3, 5-1)**

9/2..... Incarnate Word..... W 66-0  
 9/9..... at #1 Alabama..... L 10-41  
 9/16..... at #6 Washington..... L 16-48  
 9/30..... \*Nevada..... W 41-21  
 10/7..... \*at San Jose State..... W 27-10  
 10/14..... \*New Mexico..... W 38-0  
 10/21..... \*at San Diego State..... W 27-3  
 10/28..... \*UNLV..... L 16-26  
 11/4..... BYU..... W 20-13  
 11/11..... \*at Hawai'i..... W 31-21  
 11/18..... \*at Wyoming.....  
 11/25..... \*Boise State.....

**Texas A&M (6-4, 3-3)**

9/3..... at UCLA..... L 44-45  
 9/9..... Nichols State..... W 24-14  
 9/16..... Louisiana-Lafayette..... W 45-21  
 9/23..... \*at Arkansas..... W (OT) 50-43  
 9/30..... \*South Carolina..... W 24-17  
 10/7..... \*#1 Alabama..... L 19-27  
 10/14..... \*at Florida..... W 19-17  
 10/28..... \*Mississippi State..... L 14-35  
 11/4..... \*Auburn..... L 27-42  
 11/11..... New Mexico..... W 55-14  
 11/18..... \*at Mississippi.....  
 11/25..... \*at LSU.....

**Boise State (8-2, 6-0)**

9/2..... Troy..... W 24-13  
 9/9..... at #20 Washington State..... L (3OT) 44-47  
 9/14..... \*New Mexico..... W 28-14  
 9/22..... Virginia..... L 23-42  
 10/6..... at BYU..... W 24-7  
 10/14..... \*at #18 San Diego State..... W 31-14  
 10/21..... \*Wyoming..... W 24-14  
 10/28..... \*at Utah State..... W 41-14  
 11/4..... \*Nevada..... W 41-14  
 11/11..... \*at Colorado State..... W (OT) 59-52  
 11/18..... \*Air Force.....  
 11/25..... \*at Fresno State.....

**Colorado State (6-5, 4-3)**

8/26..... Oregon State..... W 58-27  
 9/1..... vs. Colorado (Denver, Colo.)..... L 3-17  
 9/9..... Abilene Christian..... W 38-10  
 9/16..... at #1 Alabama..... L 23-41  
 9/30..... \*at Hawai'i..... W 51-21  
 10/7..... \*at Utah State..... W 27-14  
 10/14..... \*Nevada..... W 44-42  
 10/20..... \*at New Mexico..... W 27-24  
 10/28..... \*Air Force..... L 28-45  
 11/4..... \*at Wyoming..... L 13-16  
 11/11..... \*Boise State..... L (OT) 52-59  
 11/18..... \*San Jose State.....

**UNLV (4-6, 3-3)**

9/2..... Howard..... L 40-43  
 9/9..... at Idaho..... W 44-16  
 9/23..... at #7 Ohio State..... L 21-54  
 9/30..... \*San Jose State..... W 41-13  
 10/7..... \*#19 San Diego State..... L 10-41  
 10/14..... \*at Air Force..... L 30-34  
 10/21..... \*Utah State..... L 28-52  
 10/28..... \*at Fresno State..... W 26-16  
 11/4..... \*Hawai'i..... W 31-23  
 11/10..... BYU..... L 21-31  
 11/18..... \*at New Mexico.....  
 11/25..... \*at Nevada.....

**Tulsa (2-8, 1-5)**

8/31..... at #10 Oklahoma State..... L 24-59  
 9/9..... Louisiana-Lafayette..... W 66-42  
 9/16..... at Toledo..... L 51-54  
 9/23..... New Mexico..... L 13-16  
 9/30..... \*Navy..... L 21-31  
 10/7..... \*at Tulane..... L 28-62  
 10/14..... \*Houston..... W 45-17  
 10/21..... \*at UConn..... L 14-20  
 10/27..... \*at SMU..... L 34-38  
 11/3..... \*#23 Memphis..... L 14-41  
 11/16..... \*at USF.....  
 11/25..... \*Temple.....

**Wyoming (7-3, 5-1)**

9/2..... at Iowa..... L 3-24  
 9/9..... Gardner-Webb..... W 27-0  
 9/16..... at Oregon..... L 13-49  
 9/23..... \*Hawai'i..... W (OT) 28-21  
 9/30..... Texas State..... W 45-10  
 10/14..... \*at Utah State..... W 28-23  
 10/21..... \*at Boise State..... L 14-24  
 10/28..... \*New Mexico..... W 42-3  
 11/4..... \*Colorado State..... W 16-13  
 11/11..... \*at Air Force..... W 28-14  
 11/18..... \*Fresno State.....  
 11/25..... \*at San Jose State.....

**San Diego State (8-2, 4-2)**

9/2..... UC Davis..... W 38-17  
 9/9..... at Arizona State..... W 30-20  
 9/16..... #19 Stanford..... W 20-17  
 9/23..... \*at Air Force..... W 28-24  
 9/30..... Northern Illinois..... W 34-28  
 10/7..... \*at UNLV..... W 41-10  
 10/14..... \*Boise State..... L 14-31  
 10/21..... \*Fresno State..... L 3-27  
 10/28..... \*at Hawai'i..... W 28-7  
 11/4..... \*at San Jose State..... W 52-7  
 11/18..... \*Nevada.....  
 11/25..... \*New Mexico.....

**THE DAVIE FILE**

**Born:** Sept. 30, 1954  
**Birthplace:** Sewickley, Pa.  
**Alma Mater:** Youngstown State, 1977  
**Playing Experience:** Youngstown State, 1975-76  
**Family:** Wife, Joanne; daughter Audra, son, Clay

**Bowl Games Coached:**

(corresponding to the season, not the actual year of the bowl game)


- 2016 Gildan New Mexico
- 2015 Gildan New Mexico
- 2000 Fiesta Bowl
- 1998 Gator Bowl
- 1997 Independence Bowl
- 1995 Orange Bowl
- 1994 Fiesta Bowl
- 1993 Cotton Bowl
- 1992 Cotton Bowl
- 1991 Cotton Bowl
- 1990 Holiday Bowl
- 1989 Sun Bowl
- 1987 Cotton Bowl
- 1986 Cotton Bowl
- 1985 Cotton Bowl
- 1982 Cotton Bowl
- 1981 Sugar Bowl
- 1980 Gator Bowl
- 1979 Fiesta Bowl
- 1977 Gator Bowl

**Head Coaching Experience**

Year	School	Record	Bowl
2017	New Mexico	3-7	
2016	New Mexico	9-4	Gildan New Mexico Bowl
2015	New Mexico	7-6	Gildan New Mexico Bowl
2014	New Mexico	4-8	-
2013	New Mexico	3-9	-
2012	New Mexico	4-9	-
2001	Notre Dame	5-6	-
2000	Notre Dame	9-3	Fiesta Bowl
1999	Notre Dame	5-7	-
1998	Notre Dame	9-3	Gator Bowl
1997	Notre Dame	7-6	Independence Bowl
<b>Career record: 65-68</b>			

**Assistant Coaching Experience**

Year	School	Position
1996	Notre Dame	Defensive Coordinator
1995	Notre Dame	Defensive Coordinator
1994	Notre Dame	Defensive Coordinator
1993	Texas A&M	Defensive Coordinator
1992	Texas A&M	Defensive Coordinator
1991	Texas A&M	Defensive Coordinator
1990	Texas A&M	Defensive Coordinator
1989	Texas A&M	Defensive Coordinator
1988	Texas A&M	Outside Linebackers
1987	Texas A&M	Outside Linebackers
1986	Texas A&M	Outside Linebackers
1985	Texas A&M	Outside Linebackers
1984	Tulane	DC./Asst. Head Coach
1983	Tulane	DC./Asst. Head Coach
1982	Pittsburgh	Linebackers
1981	Pittsburgh	Linebackers
1980	Pittsburgh	Linebackers
1979	Arizona	Linebackers
1978	Arizona	Linebackers
1977	Pittsburgh	Graduate Assistant



Bob Davie completed his fifth season at The University of New Mexico, where he has led the program to back-to-back bowls, a 2016 Gildan New Mexico Bowl win and tremendous national respect. The Lobos under Davie have now won 11 of their last 14 regular season home games and have set a school record with 11 conference wins over the last two seasons. Last year UNM qualified for the 2015 Gildan New Mexico Bowl, the first bowl game for the Lobos since 2007.

Davie's 26 wins in his first five seasons already has him seventh on the career wins list at UNM, and he has helped the program achieve levels not seen in Albuquerque for many years. Yet it's how he has been able to do it that is what has Lobo fans excited for the program.

Davie has completely flipped and turned his rosters over, combining an energetic mix of talent from Texas and California while averaging nearly 25 native New Mexican players per season on the roster, with many of those major contributors.

After a big season in 2015 which saw UNM go 7-5 and tie for second place in the Mountain Division of the Mountain West, his team not only met that mark but surpassed it in 2016 as New Mexico went 8-4 overall and 6-2 in the Mountain Division, tying for first place and delivering UNM's first division title since 1997. The Lobos defeated four 2016 bowl teams in Air Force (45-40), Hawai'i (28-21), Wyoming (56-35) and UTSA (23-20), giving the program seven wins over bowl teams in the last two years after going seven straight seasons without a win over a bowl team. The 2016 Lobos feature the nation's best rushing attack, as UNM leads the nation in rushing yards, yards per game, yards per rush, and runs of 10, 20, 30, 40, 50, 60 and 70 yards. The 2016 squad has also set school records for total points scored, points per game, and total offense, nearly hitting the 6,000-yard mark.

The Lobos also tied for the most conference wins in a single season, going 6-2, a mark that was also accomplished in 1982 and 1997. In addition, the Lobos have excelled on national television, winning four games on ESPN's various networks, including a pair of games in November on ESPN2 with a 24-21 win at Utah State and 56-35 over Wyoming, a game in which UNM totaled 690 yards of total offense and 568 yards on the ground.

Defensively, UNM showed vast improvement in its rushing defense, going from 98th nationally to top 40. Dakota Cox led the team in tackles, marking the first time that a Lobo has ever led the team in tackles four straight seasons. Once again, New Mexico got three defensive scores, making UNM one of eight teams in the last two years to register three defensive touchdowns in 2015 and 2016. UNM's defense also had a stretch in 2016 where it allowed 350 yards or less in three straight game, the first time since 2007 it accomplished that feat. The Lobos had eight players earn All-MW honors, including four on the second team.

Last season was the start of UNM's resurgence under Davie, going 7-5 in the regular season and 5-3 in the Mountain West, good for second place in the Mountain West's Mountain Division and a berth in the 2015 Gildan New Mexico Bowl, which UNM fought down to the wire in a 45-37 loss to Arizona. UNM picked up four All-Mountain West honors, including a Second Team selection as a returner for Carlos Wiggins. The Lobos also picked up 19 Mountain West All-Academic honors, the second-highest total in program history.

An overall hallmark of the program under Davie has been special teams, as UNM's nine touchdowns on kickoff returns over his first five seasons are tied with Kansas State for the most in the FBS over that time frame.

And the success and improvement isn't just on the field ... it's off it. Under Davie, the Lobos have picked up 69 Mountain West All-Academic selections, including a program record 20 in 2014, and 19 in 2015, the second-best total for football in school history. UNM also had five Mountain West Scholar-Athletes in 2013, the second-best total among the MW's 12 football programs. In 2016, Garrett Adcock was UNM's first CoSIDA Academic All-American in eight years, earning first team honors.

Over his time, the Lobos have posted the second-highest single semester GPA in program history (Spring of 2016) and two of the top three Fall semester GPAs in program history (Fall of 2013 and Fall of 2015).

**UNDER DAVIE...**

**NEW MEXICO RECORD WHEN ..... 2012 .. 2013 .. 2014 .. 2015 .. 2016 ... 2017 ... OVERALL**

Lobos lead after 1st quarter .....	4-3	3-2	3-2	4-2	7-2	2-1	23-12
Lobos trail after 1st quarter .....	0-5	0-7	0-4	2-2	1-2	0-6	3-26
Score tied after 1st quarter .....	0-1	0-0	1-2	1-2	1-0	1-0	4-5
Lobos lead after halftime .....	4-1	2-1	3-2	5-0	6-1	2-0	22-5
Lobos trail after halftime .....	0-8	0-7	1-5	2-6	1-3	1-7	5-36
Score tied after halftime .....	0-0	1-1	0-1	0-0	2-0	0-0	3-2
Lobos lead after 3rd quarter .....	4-0	2-0	2-1	5-1	8-1	3-0	24-3
Lobos trail after 3rd quarter .....	0-9	1-8	2-7	1-5	0-3	0-7	4-39
Score tied after 3rd quarter .....	0-0	0-1	0-0	1-0	1-0	0-0	2-1

**SCHEDULE BREAKDOWN ..... 2012 .. 2013 .. 2014 .. 2015 .. 2016 ... 2017 ... OVERALL**

Overall .....	4-9	3-9	4-8	7-6	9-4	3-7	30-43
August .....	0-0	0-1	0-1	0-0	0-0	0-0	0-2
September .....	2-3	2-2	1-2	2-2	1-2	3-2	11-13
October .....	2-2	0-2	1-2	2-2	4-1	0-3	9-12
November .....	0-4	1-4	2-3	3-1	3-1	0-2	9-15
December .....	0-0	0-0	0-0	0-1	1-0	0-0	1-1

**CONFERENCE GAMES ..... 2012 .. 2013 .. 2014 .. 2015 .. 2016 ... 2017 ... OVERALL**

Home .....	0-4	1-3	1-3	3-1	3-1	1-2	9-14
Road .....	1-3	0-4	1-3	2-2	2-1	0-3	6-16
Neutral .....	0-0	0-0	0-0	0-0	1-0	0-0	1-0

**NON-CONFERENCE GAMES ..... 2012 .. 2013 .. 2014 .. 2015 .. 2016 ... 2017 ... OVERALL**

Home .....	2-0	1-1	0-2	2-2	3-0	1-1	9-6
Road .....	1-2	1-1	2-0	0-1	0-2	1-1	5-7

**MISCELLANEOUS ..... 2012 .. 2013 .. 2014 .. 2015 .. 2016 ... 2017 ... OVERALL**

Games Decided by a TD or less (8 pts) .....	0-5	2-3	3-3	3-2	5-1	1-2	14-16
Games Decided by a FG or less (3 pts) .....	0-1	0-0	2-0	2-0	2-1	1-2	7-4
Games Played on Grass .....	1-0	0-1	0-0	0-1	1-0	0-1	2-3
Games Played on Turf .....	3-9	3-8	4-8	7-5	8-4	3-6	28-40
Day Games (start before 6 pm) .....	2-7	1-6	3-5	4-4	3-2	2-2	15-26
Night Games (start 6 pm or later) .....	2-2	2-4	1-3	3-2	6-2	1-5	15-19
vs. Ranked .....	0-2	0-0	0-2	0-0	0-1	0-0	0-5
Overtime .....	0-0	1-0	0-0	0-0	0-0	0-0	1-0

**New Mexico Inside Opponent Red-Zone**

Date	Opponent	Score	Times	Times	Total	Rush	Pass	FGs	Failed to score inside RZ						
			In RZ	Scored	Pts	TDs	TDs	TDs	Made	FGA	Down	Int	Fumb	Half	Game
Sep 02, 2017	ABILENE CHRISTIAN	W 38-14	4	3	17	2	2	0	1	0	1	0	0	0	0
Sep 09, 2017	NEW MEXICO STATE	L 28-30	4	4	18	2	0	2	2	0	0	0	0	0	0
Sep 14, 2017	at Boise State	L 14-28	2	2	14	2	1	1	0	0	0	0	0	0	0
Sep 23, 2017	at Tulsa	W 16-13	5	3	13	1	1	0	2	0	0	1	1	0	0
Sep 30, 2017	AIR FORCE	W 56-38	4	4	28	4	4	0	0	0	0	0	0	0	0
Oct 14, 2017	at Fresno State	L 0-38	1	0	0	0	0	0	0	0	1	0	0	0	0
Oct 20, 2017	COLORADO STATE	L 24-27	2	2	14	2	1	1	0	0	0	0	0	0	0
Oct 28, 2017	at Wyoming	L 3-42	1	1	3	0	0	0	1	0	0	0	0	0	0
Nov 04, 2017	UTAH STATE	L 10-24	4	0	0	0	0	0	0	1	0	0	3	0	0
Nov 11, 2017	at Texas A&M	L 14-55	1	1	7	1	1	0	0	0	0	0	0	0	0
Nov 17, 2017	UNLV														
Nov 24, 2017	at San Diego State														
Totals			28	20	114	14	10	4	6	1	2	1	4	0	0
20 of 28 (71.4%)															

**Opponents Inside New Mexico Red-Zone**

Date	Opponent	Score	Times	Times	Total	Rush	Pass	FGs	Failed to score inside RZ						
			In RZ	Scored	Pts	TDs	TDs	TDs	Made	FGA	Down	Int	Fumb	Half	Game
Sep 02, 2017	ABILENE CHRISTIAN	W 38-14	1	0	0	0	0	0	0	0	0	1	0	0	0
Sep 09, 2017	NEW MEXICO STATE	L 28-30	2	2	14	2	0	2	0	0	0	0	0	0	0
Sep 14, 2017	at Boise State	L 14-28	3	3	21	3	1	2	0	0	0	0	0	0	0
Sep 23, 2017	at Tulsa	W 16-13	2	2	10	1	1	0	1	0	0	0	0	0	0
Sep 30, 2017	AIR FORCE	W 56-38	4	4	24	3	2	1	1	0	0	0	0	0	0
Oct 14, 2017	at Fresno State	L 0-38	4	4	24	3	2	1	1	0	0	0	0	0	0
Oct 20, 2017	COLORADO STATE	L 24-27	3	3	21	3	1	2	0	0	0	0	0	0	0
Oct 28, 2017	at Wyoming	L 3-42	6	5	35	5	2	3	0	0	1	0	0	0	0
Nov 04, 2017	UTAH STATE	L 10-24	2	2	10	1	1	0	1	0	0	0	0	0	0
Nov 11, 2017	at Texas A&M	L 14-55	5	5	35	5	2	3	0	0	0	0	0	0	0
Nov 17, 2017	UNLV														
Nov 24, 2017	at San Diego State														
Totals			32	30	194	26	12	14	4	0	1	1	0	0	0
30 of 32 (93.8%)															

**2017 STARTING LINEUPS**

**OFFENSE**

OPPONENT	QB	WR	WR	WR/RB	RB	TE/WR/RB	LT	LG	C	RG	RT
ACU	L. Jordan	Reed	Drennan	Davis	McQuarley	Griffin IV	A. Jordan	Grammel	Fountain	Jenkins	Castellanos
NMSU	L. Jordan	Reed	Drennan	Chestnut	McQuarley	Owens	A. Jordan	Baylor III	Fountain	Jenkins	Castellanos
at BSU	L. Jordan	Reed	Drennan	Chestnut	McQuarley	Owens	A. Jordan	Baylor III	Fountain	Jenkins	Castellanos
at TUL	Gerhart	Reed	Drennan	Owens	McQuarley	Shuler	A. Jordan	Baylor III	Fountain	Jenkins	Castellanos
AFA	L. Jordan	Reed	Drennan	Griffin IV	McQuarley	Shuler	A. Jordan	Estrella	Fountain	Jenkins	Saltes
at FS	L. Jordan	Reed	Drennan	Griffin IV	Owens	Shuler	A. Jordan	Estrella	Fountain	Jenkins	Saltes
CSU	L. Jordan	Reed	Drennan	Davis	Owens	Williams	A. Jordan	Baylor III	Fountain	Jenkins	Estrella
at WYO	Tuioti	Reed	Drennan	Davis	Owens	Williams	A. Jordan	Grammel	Fountain	Baylor III	Jenkins
USU	L. Jordan	Reed	Drennan	Griffin IV	Owens	Williams	A. Jordan	Grammel	Fountain	Baylor III	Jenkins
at TAMU	L. Jordan	Reed	Drennan	R. Jordan	Owens	Williams	A. Jordan	Grammel	Fountain	Baylor III	Jenkins
UNLV											
at SDSU											

**DEFENSE**

OPPONENT	DE	NT	RE	RUSH	MLB	WLB	LCB	SS	FS	RCB	NICK
ACU	C. Baker	Williams	Hughes	Epting	Hart	Ocasio	Ross	Girgle	Parker	Burrell	J. Rothschiller
NMSU	C. Baker	Williams	Hughes	Epting	Hart	Ocasio	Ross	Girgle	Parker	Burrell	J. Rothschiller
at BSU	C. Baker	Williams	Hughes	Epting	Hart	Ocasio	Lilly	Girgle	Parker	Burrell	J. Rothschiller
at TUL	C. Baker	Williams	Hughes	Epting	Hart	Ocasio	Ross	Girgle	Parker	Burrell	J. Rothschiller
AFA	C. Baker	Williams	Hughes	Epting	Hart	Ocasio	Ross	Girgle	Parker	Burrell	J. Rothschiller
at FS	C. Baker	Williams	Hughes	Epting	Hart	Ocasio	Ross	J. Rothschiller	Parker	Burrell	Maxwell
CSU	C. Baker	Williams	Hughes	Flack	Hart	Ocasio	Ross	Barnwell, Jr.	Parker	Burrell	J. Rothschiller
at WYO	C. Baker	Conyers	Hughes	Flack	Hart	Ocasio	Ross	Girgle	Barnwell, Jr.	Burrell	J. Rothschiller
USU	C. Baker	Blackwell	Hughes	Epting	Hart	Ocasio	Ross	Girgle	Barnwell, Jr.	Burrell	J. Rothschiller
at TAMU	C. Baker	Blackwell	Hughes	Epting	Hart	Ocasio	Ross	Girgle	Hobby, Jr.	Burrell	J. Rothschiller
UNLV											
at SDSU											

Date	Opponent	Score	Overall	Conference	Time	Attend
Sep 02, 2017	ABILENE CHRISTIAN	W 38-14	1-0	0-0	3:16	21475
Sep 09, 2017	NEW MEXICO STATE	L 28-30	1-1	0-0	3:30	32427
* Sep 14, 2017	at Boise State	L 14-28	1-2	0-1	3:02	28385
Sep 23, 2017	at Tulsa	W 16-13	2-2	0-1	2:59	18026
* Sep 30, 2017	AIR FORCE	W 56-38	3-2	1-1	4:10	21864
* Oct 14, 2017	at Fresno State	L 0-38	3-3	1-2	2:57	28090
* Oct 20, 2017	COLORADO STATE	L 24-27	3-4	1-3	3:40	17358
* Oct 28, 2017	at Wyoming	L 3-42	3-5	1-4	3:14	18249
* Nov 04, 2017	UTAH STATE	L 10-24	3-6	1-5	3:01	19293
Nov 11, 2017	at Texas A&M	L 14-55	3-7	1-5	3:10	99051
* Nov 17, 2017	UNLV					
* Nov 24, 2017	at San Diego State					

**Team Statistics**

	NM	OPP
SCORING	203	309
Points Per Game	20.3	30.9
Points Off Turnovers	35	91
FIRST DOWNS	181	191
Rushing	107	64
Passing	53	113
Penalty	21	14
RUSHING YARDAGE	2261	1301
Yards gained rushing	2479	1539
Yards lost rushing	218	238
Rushing Attempts	452	323
Average Per Rush	5.0	4.0
Average Per Game	226.1	130.1
TDs Rushing	16	14
PASSING YARDAGE	1322	2478
Comp-Att-Int	104-208-11	195-327-5
Average Per Pass	6.4	7.6
Average Per Catch	12.7	12.7
Average Per Game	132.2	247.8
TDs Passing	7	25
TOTAL OFFENSE	3583	3779
Total Plays	660	650
Average Per Play	5.4	5.8
Average Per Game	358.3	377.9
KICK RETURNS: #-Yards	32-692	6-80
PUNT RETURNS: #-Yards	14-51	7-108
INT RETURNS: #-Yards	5-133	11-118
KICK RETURN AVERAGE	21.6	13.3
PUNT RETURN AVERAGE	3.6	15.4
INT RETURN AVERAGE	26.6	10.7
FUMBLES-LOST	24-15	14-6
PENALTIES-Yards	63-529	58-559
Average Per Game	52.9	55.9
PUNTS-Yards	54-2552	60-2632
Average Per Punt	47.3	43.9
Net punt average	41.6	41.7
KICKOFFS-Yards	39-2509	59-3599
Average Per Kick	64.3	61.0
Net kick average	40.5	39.5
TIME OF POSSESSION/Game	32:41	27:18
3RD-DOWN Conversions	38/134	51/138
3rd-Down Pct	28%	37%
4TH-DOWN Conversions	9/21	6/11
4th-Down Pct	43%	55%
SACKS BY-Yards	13-112	14-96
MISC YARDS	0	0
TOUCHDOWNS SCORED	25	41
FIELD GOALS-ATTEMPTS	9-13	8-9
ON-SIDE KICKS	1-4	0-0
RED-ZONE SCORES	(20-28) 71%	(30-32) 94%
RED-ZONE TOUCHDOWNS	(14-28) 50%	(26-32) 81%
PAT-ATTEMPTS	(22-22) 100%	(39-40) 98%
ATTENDANCE	112417	191801
Games/Avg Per Game	5/22483	5/38360
Neutral Site Games		0/0

Score by Quarters	1st	2nd	3rd	4th	OT	Total
New Mexico	30	43	45	85	0	203
Opponents	71	150	23	65	0	309

<b>Rushing</b>	<b>gp</b>	<b>att</b>	<b>gain</b>	<b>loss</b>	<b>net</b>	<b>avg</b>	<b>td</b>	<b>lg</b>	<b>avg/g</b>
OWENS, Tyrone	10	118	608	29	579	4.9	3	54	57.9
McQUARLEY, Richard	10	92	489	16	473	5.1	6	65	47.3
CHESTNUT, Daryl	10	51	305	7	298	5.8	3	54	29.8
JORDAN, Lamar	9	63	323	95	228	3.6	0	39	25.3
GERHART, Coltin	8	35	233	15	218	6.2	1	40	27.2
JORDAN, Romell	10	39	211	11	200	5.1	1	44	20.0
TUIOTI, Tekava	7	26	165	30	135	5.2	1	34	19.3
GRIFFIN IV, Jay	10	9	105	3	102	11.3	1	61	10.2
MORAN, Kentrail	5	10	23	1	22	2.2	0	10	4.4
CARROLL, Bryson	1	1	10	0	10	10.0	0	10	10.0
VIGILANT, Daevon	2	4	7	4	3	0.8	0	4	1.5
JONES, Jahvon	2	1	0	2	-2	-2.0	0	0	-1.0
TEAM	10	3	0	5	-5	-1.7	0	0	-0.5
Total	10	452	2479	218	2261	5.0	16	65	226.1
Opponents	10	323	1539	238	1301	4.0	14	65	130.1

<b>Passing</b>	<b>gp</b>	<b>effic</b>	<b>comp-att-int</b>	<b>pct</b>	<b>yds</b>	<b>td</b>	<b>lg</b>	<b>avg/g</b>
TUIOTI, Tekava	7	96.96	47-98-4	48.0	549	3	47	78.4
JORDAN, Lamar	9	113.56	40-79-5	50.6	593	3	71	65.9
GERHART, Coltin	8	108.34	17-29-2	58.6	180	1	27	22.5
McQUARLEY, Richard	10	0.00	0-1-0	0.0	0	0	0	0.0
TEAM	10	0.00	0-1-0	0.0	0	0	0	0.0
Total	10	103.92	104-208-11	50.0	1322	7	71	132.2
Opponents	10	145.46	195-327-5	59.6	2478	25	81	247.8

<b>Receiving</b>	<b>gp</b>	<b>no.</b>	<b>yds</b>	<b>avg</b>	<b>td</b>	<b>lg</b>	<b>avg/g</b>
DAVIS, Chris	10	24	257	10.7	1	27	25.7
GRIFFIN IV, Jay	10	23	283	12.3	3	71	28.3
HART-JOHNSON, Dela	10	13	272	20.9	1	49	27.2
DRENNAN, Q'	10	8	183	22.9	0	47	18.3
JORDAN, Romell	10	7	46	6.6	0	22	4.6
REED, Patrick	10	6	52	8.7	0	21	5.2
OWENS, Tyrone	10	6	18	3.0	0	6	1.8
CHESTNUT, Daryl	10	4	37	9.2	0	18	3.7
UMEH, Anselem	8	3	59	19.7	1	23	7.4
SHULER, Zahneer	10	3	50	16.7	0	27	5.0
McQUARLEY, Richard	10	3	5	1.7	0	6	0.5
MOLINA, Aaron	8	2	20	10.0	1	12	2.5
WILLIAMS, Marcus	10	1	27	27.0	0	27	2.7
HIDALGO, Rafael	3	1	13	13.0	0	13	4.3
Total	10	104	1322	12.7	7	71	132.2
Opponents	10	195	2478	12.7	25	81	247.8

<b>Punt Returns</b>	<b>no.</b>	<b>yds</b>	<b>avg</b>	<b>td</b>	<b>lg</b>
DAVIS, Chris	10	31	3.1	0	16
JORDAN, Romell	4	20	5.0	0	17
Total	14	51	3.6	0	17
Opponents	7	108	15.4	1	90

<b>Interceptions</b>	<b>no.</b>	<b>yds</b>	<b>avg</b>	<b>td</b>	<b>lg</b>
GIRGLE, Jacob	2	34	17.0	0	17
PARKER, Bijon	1	0	0.0	0	0
ROTHSCHILLER, Jake	1	91	91.0	1	91
BARNWELL Jr., Stanley	1	8	8.0	0	8
Total	5	133	26.6	1	91
Opponents	11	118	10.7	0	37

<b>Kick Returns</b>	<b>no.</b>	<b>yds</b>	<b>avg</b>	<b>td</b>	<b>lg</b>
LILLY, Elijah	24	561	23.4	1	100
JORDAN, Romell	3	52	17.3	0	20
WILLIAMS, Marcus	3	32	10.7	0	21
CHESTNUT, Daryl	2	47	23.5	0	27
Total	32	692	21.6	1	100
Opponents	6	80	13.3	0	19

<b>Fumble Returns</b>	<b>no.</b>	<b>yds</b>	<b>avg</b>	<b>td</b>	<b>lg</b>
ROTHSCHILLER, Jake	1	7	7.0	0	7
Total	1	7	7.0	0	7
Opponents	4	90	22.5	1	70

Scoring	td	fg	PAT				dxp	saf	pts
			kick	rush	rcv	pass			
SANDERS, Jason	-	9-13	22-22	-	-	-	-	49	
McQUARLEY, Richard	6	-	-	-	1	-	-	38	
GRIFFIN IV, Jay	4	-	-	-	-	-	-	24	
CHESTNUT, Daryl	3	-	-	-	-	-	-	18	
OWENS, Tyrone	3	-	-	-	-	-	-	18	
MOLINA, Aaron	1	-	-	-	-	-	-	6	
TUIOTI, Tekava	1	-	-	-	-	1-3	-	6	
GERHART, Coltin	1	-	-	-	-	-	-	6	
LILLY, Elijah	1	-	-	-	-	-	-	6	
UMEH, Anselem	1	-	-	-	-	-	-	6	
HART-JOHNSON, Dela	1	-	-	-	-	-	-	6	
DAVIS, Chris	1	-	-	-	-	-	-	6	
JORDAN, Romell	1	-	-	-	-	-	-	6	
ROTHSCHILLER, Jake	1	-	-	-	-	-	-	6	
BURRELL, Jalin	-	-	-	-	-	-	1	2	
Total	25	9-13	22-22	-	1	1-3	1	203	
Opponents	41	8-9	39-40	0-1	-	-	-	309	

Total Offense	g	plays	rush	pass	total	avg/g
JORDAN, Lamar	9	142	228	593	821	91.2
TUIOTI, Tekava	7	124	135	549	684	97.7
OWENS, Tyrone	10	118	579	0	579	57.9
McQUARLEY, Richard	10	93	473	0	473	47.3
GERHART, Coltin	8	64	218	180	398	49.8
CHESTNUT, Daryl	10	51	298	0	298	29.8
JORDAN, Romell	10	39	200	0	200	20.0
GRIFFIN IV, Jay	10	9	102	0	102	10.2
MORAN, Kentrail	5	10	22	0	22	4.4
CARROLL, Bryson	1	1	10	0	10	10.0
VIGILANT, Daevon	2	4	3	0	3	1.5
JONES, Jahvon	2	1	-2	0	-2	-1.0
TEAM	10	4	-5	0	-5	-0.5
Total	10	660	2261	1322	3583	358.3
Opponents	10	650	1301	2478	3779	377.9

Field Goals	fg	pct.	01-19	20-29	30-39	40-49	50-99	lg	blk
SANDERS, Jason	9-13	69.2	0-0	3-3	2-2	2-5	2-3	53	0

FG Sequence	New Mexico	Opponents
Abilene Christian	(25)	51
New Mexico State	(23),(22)	(39)
Boise State	53	-
Tulsa	(34),(39),(53)	(50),(26)
Air Force	-	(33)
Fresno State	44	(37)
Colorado State	40,(51)	(40),(52)
Wyoming	(42)	-
Utah State	(42),47	(28)
Texas A&M	-	-
UNLV	-	-
San Diego State	-	-

Punting	no.	yds	avg	lg	tb	fc	i20	50+	blk
BOJORQUEZ, Corey	54	2552	47.3	78	10	19	25	25	0
Total	54	2552	47.3	78	10	19	25	25	0
Opponents	60	2632	43.9	69	4	23	17	19	0

Kickoffs	no.	yds	avg	tb	ob	retn	net	ydln
SANDERS, Jason	39	2509	64.3	34	0			
Total	39	2509	64.3	34	0	13.3	40.5	24
Opponents	59	3599	61.0	23	1	21.6	39.5	25

Numbers in (parentheses) indicate field goal was made.

All Purpose	g	rush	rcv	pr	kr	ir	total	avg/g
OWENS, Tyrone	10	579	18	0	0	0	597	59.7
LILLY, Elijah	10	0	0	0	561	0	561	56.1
McQUARLEY, R	10	473	5	0	0	0	478	47.8
GRIFFIN IV, Jay	10	102	283	0	0	0	385	38.5
CHESTNUT, Da	10	298	37	0	47	0	382	38.2
JORDAN, Rome	10	200	46	20	52	0	318	31.8
DAVIS, Chris	10	0	257	31	0	0	288	28.8
HART-JOHNSO	10	0	272	0	0	0	272	27.2
JORDAN, Lamar	9	228	0	0	0	0	228	25.3
GERHART, Colti	8	218	0	0	0	0	218	27.2
DRENNAN, Q'	10	0	183	0	0	0	183	18.3
TUIOTI, Tekava	7	135	0	0	0	0	135	19.3
ROTHSCHILLE	10	0	0	0	0	91	91	9.1
UMEH, Anselem	8	0	59	0	0	0	59	7.4
WILLIAMS, Mar	10	0	27	0	32	0	59	5.9
REED, Patrick	10	0	52	0	0	0	52	5.2
SHULER, Zahne	10	0	50	0	0	0	50	5.0
GIRGLE, Jacob	9	0	0	0	0	34	34	3.8
MORAN, Kentrai	5	22	0	0	0	0	22	4.4
MOLINA, Aaron	8	0	20	0	0	0	20	2.5
HIDALGO, Rafa	3	0	13	0	0	0	13	4.3
CARROLL, Brys	1	10	0	0	0	0	10	10.0
BARNWELL Jr.,	8	0	0	0	0	8	8	1.0
VIGILANT, Daev	2	3	0	0	0	0	3	1.5
JONES, Jahvon	2	-2	0	0	0	0	-2	-1.0
TEAM	10	-5	0	0	0	0	-5	-0.5
Total	10	2261	1322	51	692	133	4459	445.9
Opponents	10	1301	2478	108	80	118	4085	408.5

#	Defensive Leaders	gp	Tackles				tfl/yds	Sacks no-yds	Pass defense			Fumbles		blkd	
			ua	a	tot				int-yds	brup	qbh	rcv-yds	ff	kick	saf
28	ROTHSCHILLER, Jake	10	37	24	61	6.0-41	2.0-31	1-91	.	.	3-7	2	.	.	
1G	GIRGLE, Jacob	9	24	30	54	1.0-2	.	2-34	4	.	.	.	.	.	
1B	BURRELL, Jalin	10	36	11	47	0.5-0	.	.	9	.	.	.	.	.	
33	HART, Alex	10	24	21	45	5.5-19	1.0-8	.	2	4	1-0	1	.	.	
6	OCASIO, Austin	10	18	19	37	3.5-8	1.0-4	.	.	.	.	.	.	.	
99	EPTING, Rashaun	9	19	18	37	2.5-9	1.0-8	.	.	.	.	.	.	.	
98	OKONKWO, Kene	10	18	14	32	4.5-10	.	.	.	2	.	.	.	.	
9	BARNWELL Jr.,Stanle	8	15	13	28	1.0-1	.	1-8	.	.	.	1	.	.	
45	TOHI, Evahelotu	9	15	8	23	3.0-6	.	.	.	.	.	.	.	.	
9H	HUGHES, Garrett	10	14	9	23	4.0-27	2.0-18	.	.	.	.	1	.	.	
4P	PARKER, Bijon	7	12	9	21	2.0-8	2.0-8	1-0	3	.	1-0	.	.	.	
53	BAKER, Cody	10	11	10	21	1.5-6	1.0-5	.	1	1	.	.	.	.	
3R	ROSS, D'Angelo	10	13	6	19	1.0-1	.	.	10	.	.	.	.	.	
29	FLACK, Jordan	10	10	7	17	2.0-15	1.0-8	.	.	1	1-0	.	.	.	
92	CONYERS, Jermane	10	8	7	15	1.0-3	.	.	1	.	.	1	.	.	
19	LILLY, Elijah	10	13	1	14	1.0-1	.	.	1	.	.	.	.	.	
5S	SEWELL, Jr., Michael	5	8	4	12	.	.	.	.	.	.	.	.	.	
26	TAMAIVENA, Sitivena	10	5	5	10	.	.	.	.	.	.	.	.	.	
8H	HOBDY, Jr., Willie	6	6	3	9	.	.	.	.	.	.	.	.	.	
52	BLACKWELL, Aaron	9	6	2	8	3.5-9	.	.	1	2	.	.	.	.	
2C	CARSON, Kimmie	4	6	1	7	.	.	.	1	.	.	.	.	.	
35	MAXWELL, Kenneth	6	5	1	6	1.0-6	.	.	.	.	.	.	.	.	
57	POWELL, Everett	10	3	1	4	.	.	.	.	.	.	.	.	.	
2B	BOYCE, Rayshawn	7	2	1	3	1.5-14	1.0-13	.	.	.	.	.	.	.	
32	ROTHSCHILLER, Kyle	10	.	3	3	.	.	.	.	.	.	.	.	.	
93	FLOWERS, Nahje	10	1	2	3	.	.	.	.	.	.	.	.	.	
96	WILLIAMS, Johnny	7	3	.	3	.	.	.	.	.	.	1	.	.	
5J	JOSEPH, Emmanuel	10	2	1	3	1.0-9	1.0-9	.	.	.	.	1	.	.	
10	ORTEGA, Gabe	10	3	.	3	.	.	.	.	.	.	.	.	.	
4	JORDAN, Romell	10	2	.	2	.	.	.	.	.	.	.	.	.	
8	DRENNAN, Q'	10	2	.	2	.	.	.	.	.	.	.	.	.	
37	BAKER, DaQuan	4	1	.	1	.	.	.	.	.	.	1	.	.	
5	REED, Patrick	10	1	.	1	.	.	.	.	.	.	.	.	.	
16	TUIOTI, Tekava	7	1	.	1	.	.	.	.	.	.	.	.	.	
87	SOMOYE, Anu	10	1	.	1	.	.	.	.	.	.	.	.	.	
72	JORDAN, Avery	10	1	.	1	.	.	.	.	.	.	.	.	.	
18	DAVIS, Chris	10	1	.	1	.	.	.	.	.	.	.	.	.	
55	JENKINS, Aaron	10	1	.	1	.	.	.	.	.	.	.	.	.	
95	SANDERS, Jason	10	.	1	1	.	.	.	.	.	.	.	.	.	
25	OWENS, Tyrone	10	1	.	1	.	.	.	.	.	.	.	.	.	
Total		10	349	232	581	47-195	13-112	5-133	33	10	6-7	9	.	.	
Opponents		10	417	217	634	43-170	14-96	11-118	25	3	15-90	12	.	.	



SEASON

CAREER

Rushing	gp	att	gain	loss	net	avg	td	lg	avg/g	gp	att	gain	loss	net	avg	td	lg	avg/g
OWENS, Tyrone	10	118	608	29	579	4.9	3	54	57.9	34	279	1847	53	1794	6.4	13	83	52.8
McQUARLEY, Richard	10	92	489	16	473	5.1	6	65	47.3	35	288	1405	44	1361	4.7	31	65	38.9
CHESTNUT, Daryl	10	51	305	7	298	5.8	3	54	29.8	36	124	712	30	682	5.5	7	64	18.9
JORDAN, Lamar	9	63	323	95	228	3.6	0	39	25.3	44	444	2840	454	2386	5.4	15	70	54.2
GERHART, Coltin	8	35	233	15	218	6.2	1	40	27.2	8	35	233	15	218	6.2	1	40	27.2
JORDAN, Romell	10	39	211	11	200	5.1	1	44	20.0	27	88	498	14	484	5.5	4	72	17.9
TUIOTI, Tekava	7	26	165	30	135	5.2	1	34	19.3	7	26	165	30	135	5.2	1	34	19.3
GRIFFIN IV, Jay	10	9	105	3	102	11.3	1	61	10.2	10	9	105	3	102	11.3	1	61	10.2
MORAN, Kentrail	5	10	23	1	22	2.2	0	10	4.4	5	10	23	1	22	2.2	0	10	4.4
CARROLL, Bryson	1	1	10	0	10	10.0	0	10	10.0	1	1	10	0	10	10.0	0	10	10.0
VIGILANT, Daevon	2	4	7	4	3	0.8	0	4	1.5	2	4	7	4	3	0.8	0	4	1.5
JONES, Jahvon	2	1	0	2	-2	-2.0	0	0	-1.0	6	7	38	3	35	5.0	0	11	5.8
TEAM	10	3	0	5	-5	-1.7	0	0	-0.5									
Total	10	452	2479	218	2261	5.0	16	65	226.1									
Opponents	10	323	1539	238	1301	4.0	14	65	130.1									

Passing	gp	effic	comp-att-int	pct	yds	td	lg	avg/g	gp	effic	comp-att-int	pct	yds	td	lg	avg/g
TUIOTI, Tekava	7	96.96	47-98-4	48.0	549	3	47	78.4	7	96.96	47-98-4	48.0	549	3	47	78.4
JORDAN, Lamar	9	113.56	40-79-5	50.6	593	3	71	65.9	44	128.12	200-384-22	52.1	3214	20	92	73.0
GERHART, Coltin	8	108.34	17-29-2	58.6	180	1	27	22.5	8	108.34	17-29-2	58.6	180	1	27	22.5
McQUARLEY, Richard	10	0.00	0-1-0	0.0	0	0	0	0.0	35	0.00	0-2-0	0.0	0	0	0	0.0
TEAM	10	0.00	0-1-0	0.0	0	0	0	0.0								
Total	10	103.92	104-208-11	50.0	1322	7	71	132.2								
Opponents	10	145.46	195-327-5	59.6	2478	25	81	247.8								

Receiving	gp	no.	yds	avg	td	lg	avg/g	gp	no.	yds	avg	td	lg	avg/g
DAVIS, Chris	10	24	257	10.7	1	27	25.7	42	34	375	11.0	1	27	8.9
GRIFFIN IV, Jay	10	23	283	12.3	3	71	28.3	10	23	283	12.3	3	71	28.3
HART-JOHNSON, Dela	10	13	272	20.9	1	49	27.2	23	24	599	25.0	3	92	26.0
DRENNAN, Q'	10	8	183	22.9	0	47	18.3	23	19	467	24.6	3	49	20.3
JORDAN, Romell	10	7	46	6.6	0	22	4.6	27	12	101	8.4	0	22	3.7
REED, Patrick	10	6	52	8.7	0	21	5.2	29	21	290	13.8	1	45	10.0
OWENS, Tyrone	10	6	18	3.0	0	6	1.8	34	13	72	5.5	0	23	2.1
CHESTNUT, Daryl	10	4	37	9.2	0	18	3.7	36	7	83	11.9	0	30	2.3
UMEH, Anselem	8	3	59	19.7	1	23	7.4	8	3	59	19.7	1	23	7.4
SHULER, Zahneer	10	3	50	16.7	0	27	5.0	10	3	50	16.7	0	27	5.0
McQUARLEY, Richard	10	3	5	1.7	0	6	0.5	35	8	99	12.4	0	30	2.8
MOLINA, Aaron	8	2	20	10.0	1	12	2.5	8	2	20	10.0	1	12	2.5
WILLIAMS, Marcus	10	1	27	27.0	0	27	2.7	10	1	27	27.0	0	27	2.7
HIDALGO, Rafael	3	1	13	13.0	0	13	4.3	3	1	13	13.0	0	13	4.3
Total	10	104	1322	12.7	7	71	132.2							
Opponents	10	195	2478	12.7	25	81	247.8							

Total Offense	g	plays	rush	pass	total	avg/g	g	plays	rush	pass	total	avg/g
JORDAN, Lamar	9	142	228	593	821	91.2	44	828	2386	3214	5600	127.3
TUIOTI, Tekava	7	124	135	549	684	97.7	7	124	135	549	684	97.7
OWENS, Tyrone	10	118	579	0	579	57.9	34	279	1794	0	1794	52.8
McQUARLEY, Richard	10	93	473	0	473	47.3	35	290	1361	0	1361	38.9
GERHART, Coltin	8	64	218	180	398	49.8	8	64	218	180	398	49.8
CHESTNUT, Daryl	10	51	298	0	298	29.8	36	124	682	0	682	18.9
JORDAN, Romell	10	39	200	0	200	20.0	27	88	484	0	484	17.9
GRIFFIN IV, Jay	10	9	102	0	102	10.2	10	9	102	0	102	10.2
MORAN, Kentrail	5	10	22	0	22	4.4	5	10	22	0	22	4.4
CARROLL, Bryson	1	1	10	0	10	10.0	1	1	10	0	10	10.0
VIGILANT, Daevon	2	4	3	0	3	1.5	2	4	3	0	3	1.5
JONES, Jahvon	2	1	-2	0	-2	-1.0	6	7	35	0	35	5.8
TEAM	10	4	-5	0	-5	-0.5						
Total	10	660	2261	1322	3583	358.3						
Opponents	10	650	1301	2478	3779	377.9						

**SEASON**

**CAREER**

Scoring	td fg		PAT				dxp saf pts			td fg		PAT				pts	
	kick	rush	rcv	pass	dxp	saf	pts	kick	rush	rcv	pass	dxp	saf	pts			
SANDERS, Jason	-	9-13	22-22	-	-	-	-	49	-	24-33	105-106	-	-	-	-	177	
McQUARLEY, Richard	6	-	-	-	1	-	-	38	31	-	-	1-1	1	-	-	190	
GRIFFIN IV, Jay	4	-	-	-	-	-	-	24	4	-	-	-	-	-	-	24	
CHESTNUT, Daryl	3	-	-	-	-	-	-	18	7	-	-	-	-	-	-	42	
OWENS, Tyrone	3	-	-	-	-	-	-	18	13	-	-	-	-	-	-	78	
UMEH, Anselem	1	-	-	-	-	-	-	6	1	-	-	-	-	-	-	6	
MOLINA, Aaron	1	-	-	-	-	-	-	6	1	-	-	-	-	-	-	6	
JORDAN, Romell	1	-	-	-	-	-	-	6	4	-	-	-	-	-	-	24	
ROTHSCHILLER, Jake	1	-	-	-	-	-	-	6	1	-	-	-	-	-	-	6	
LILLY, Elijah	1	-	-	-	-	-	-	6	2	-	-	-	-	-	-	12	
HART-JOHNSON, Dela	1	-	-	-	-	-	-	6	3	-	-	-	-	-	-	18	
DAVIS, Chris	1	-	-	-	-	-	-	6	1	-	-	-	-	-	-	6	
GERHART, Coltin	1	-	-	-	-	-	-	6	1	-	-	-	-	-	-	6	
TUIOTI, Tekava	1	-	-	-	-	1-3	-	6	1	-	-	-	-	1-3	-	6	
BURRELL, Jalin	-	-	-	-	-	-	1	-	2	-	-	-	-	-	1	-	2
<b>Total</b>	<b>25</b>	<b>9-13</b>	<b>22-22</b>	<b>-</b>	<b>1</b>	<b>1-3</b>	<b>1</b>	<b>-</b>	<b>203</b>								
<b>Opponents</b>	<b>41</b>	<b>8-9</b>	<b>39-40</b>	<b>0-1</b>	<b>-</b>	<b>-</b>	<b>-</b>	<b>-</b>	<b>309</b>								

Punt Returns	no.	yds	avg	td	lg	no.	yds	avg	td	lg
DAVIS, Chris	10	31	3.1	0	16	40	216	5.4	0	34
JORDAN, Romell	4	20	5.0	0	17	4	20	5.0	0	17
<b>Total</b>	<b>14</b>	<b>51</b>	<b>3.6</b>	<b>0</b>	<b>17</b>					
<b>Opponents</b>	<b>7</b>	<b>108</b>	<b>15.4</b>	<b>1</b>	<b>90</b>					

Kick Returns	no.	yds	avg	td	lg	no.	yds	avg	td	lg
LILLY, Elijah	24	561	23.4	1	100	43	1082	25.2	2	100
WILLIAMS, Marcus	3	32	10.7	0	21	3	32	10.7	0	21
JORDAN, Romell	3	52	17.3	0	20	3	52	17.3	0	20
CHESTNUT, Daryl	2	47	23.5	0	27	16	313	19.6	0	32
<b>Total</b>	<b>32</b>	<b>692</b>	<b>21.6</b>	<b>1</b>	<b>100</b>					
<b>Opponents</b>	<b>6</b>	<b>80</b>	<b>13.3</b>	<b>0</b>	<b>19</b>					

Interceptions	no.	yds	avg	td	lg	no.	yds	avg	td	lg
GIRGLE, Jacob	2	34	17.0	0	17	2	34	17.0	0	17
ROTHSCHILLER, Jake	1	91	91.0	1	91	2	91	45.5	1	91
BARNWELL Jr., Stanley	1	8	8.0	0	8	1	8	8.0	0	8
PARKER, Bijon	1	0	0.0	0	0	1	0	0.0	0	0
<b>Total</b>	<b>5</b>	<b>133</b>	<b>26.6</b>	<b>1</b>	<b>91</b>					
<b>Opponents</b>	<b>11</b>	<b>118</b>	<b>10.7</b>	<b>0</b>	<b>37</b>					

Fumble Returns	no.	yds	avg	td	lg	no.	yds	avg	td	lg
ROTHSCHILLER, Jake	1	7	7.0	0	7	1	7	7.0	0	7
<b>Total</b>	<b>1</b>	<b>7</b>	<b>7.0</b>	<b>0</b>	<b>7</b>					
<b>Opponents</b>	<b>4</b>	<b>90</b>	<b>22.5</b>	<b>1</b>	<b>70</b>					

**SEASON**

**CAREER**

All Purpose	g	rush	rcv	pr	kr	ir	total	avg/g	g	rush	rcv	pr	kr	ir	total	avg/g
OWENS, Tyrone	10	579	18	0	0	0	597	59.7	34	1794	72	0	0	0	1866	54.9
LILLY, Elijah	10	0	0	0	561	0	561	56.1	19	0	0	0	1082	0	1082	56.9
McQUARLEY, Ri	10	473	5	0	0	0	478	47.8	35	1361	99	0	7	0	1467	41.9
GRIFFIN IV, Jay	10	102	283	0	0	0	385	38.5	10	102	283	0	0	0	385	38.5
CHESTNUT, Dar	10	298	37	0	47	0	382	38.2	36	682	83	0	313	0	1078	29.9
JORDAN, Romell	10	200	46	20	52	0	318	31.8	27	484	101	20	52	0	657	24.3
DAVIS, Chris	10	0	257	31	0	0	288	28.8	42	-10	375	216	0	0	581	13.8
HART-JOHNISO	10	0	272	0	0	0	272	27.2	23	0	599	0	18	0	617	26.8
JORDAN, Lamar	9	228	0	0	0	0	228	25.3	44	2386	0	0	0	0	2386	54.2
GERHART, Colti	8	218	0	0	0	0	218	27.2	8	218	0	0	0	0	218	27.2
DRENNAN, Q'	10	0	183	0	0	0	183	18.3	23	10	467	0	0	0	477	20.7
TUIOTI, Tekava	7	135	0	0	0	0	135	19.3	7	135	0	0	0	0	135	19.3
ROTHSCHILLER	10	0	0	0	0	91	91	9.1	36	0	0	0	0	91	91	2.5
UMEH, Anselem	8	0	59	0	0	0	59	7.4	8	0	59	0	0	0	59	7.4
WILLIAMS, Marc	10	0	27	0	32	0	59	5.9	10	0	27	0	32	0	59	5.9
REED, Patrick	10	0	52	0	0	0	52	5.2	29	0	290	0	0	0	290	10.0
SHULER, Zahne	10	0	50	0	0	0	50	5.0	10	0	50	0	0	0	50	5.0
GIRGLE, Jacob	9	0	0	0	0	34	34	3.8	22	0	0	0	0	34	34	1.5
MORAN, Kentrail	5	22	0	0	0	0	22	4.4	5	22	0	0	0	0	22	4.4
MOLINA, Aaron	8	0	20	0	0	0	20	2.5	8	0	20	0	0	0	20	2.5
HIDALGO, Rafee	3	0	13	0	0	0	13	4.3	3	0	13	0	0	0	13	4.3
CARROLL, Brys	1	10	0	0	0	0	10	10.0	1	10	0	0	0	0	10	10.0
BARNWELL Jr.,	8	0	0	0	0	8	8	1.0	21	0	0	0	0	8	8	0.4
VIGILANT, Daev	2	3	0	0	0	0	3	1.5	2	3	0	0	0	0	3	1.5
JONES, Jahvon	2	-2	0	0	0	0	-2	-1.0	6	35	0	0	0	0	35	5.8
TEAM	10	-5	0	0	0	0	-5	-0.5								
Total	10	2261	1322	51	692	133	4459	445.9								
Opponents	10	1301	2478	108	80	118	4085	408.5								

Field Goals	att	good	long	blkd	att	good	long	blkd
SANDERS, Jason	13	9	53	0	33	24	53	0
Total	13	9	53	0				
Opponents	9	8	52	0				

Punting	no.	yds	avg	lg	blk	no.	yds	avg	lg	blk
BOJORQUEZ, Corey	54	2552	47.3	78	0	103	4619	44.8	80	0
Total	54	2552	47.3	78	0					
Opponents	60	2632	43.9	69	0					

Kickoffs	no.	yds	avg	tb	ob	no.	yds	avg	tb	ob
SANDERS, Jason	39	2509	64.3	34	0	257	16344	63.6	190	3
Total	39	2509	64.3	34	0					
Opponents	59	3599	61.0	23	1					

#	Defensive Leaders	gp	ua	a	total	tfl	sack	int	pbu	fr	ff	blk	gp	ua	a	total	tfl	sack	int	pbu	fr	ff	blk
28	ROTHSCHILLER, Jake	10	37	24	61	6.0	2.0	1	.	3	2	.	36	68	49	117	11.0	2.0	2	3	3	2	.
1G	GIRGLE, Jacob	9	24	30	54	1.0	.	2	4	.	.	.	22	36	37	73	2.0	.	2	4	.	.	.
1B	BURRELL, Jalin	10	36	11	47	0.5	.	.	9	.	.	.	10	36	11	47	0.5	.	.	9	.	.	.
33	HART, Alex	10	24	21	45	5.5	1.0	.	2	1	1	.	32	42	31	73	9.5	2.0	.	3	2	2	.
6	OCASIO, Austin	10	18	19	37	3.5	1.0	.	.	.	.	.	23	36	32	68	6.5	1.0	2	1	.	.	.
99	EPTING, Rashaun	9	19	18	37	2.5	1.0	.	.	.	.	.	9	19	18	37	2.5	1.0	.	.	.	.	.
98	OKONKWO, Kene	10	18	14	32	4.5	.	.	.	.	.	.	36	29	34	63	7.5	1.5	.	.	.	.	.
9	BARNWELL Jr., Stanley	8	15	13	28	1.0	.	1	.	.	1	.	21	23	15	38	2.0	.	1	1	.	1	.
9H	HUGHES, Garrett	10	14	9	23	4.0	2.0	.	.	.	1	.	46	37	32	69	18.0	10.5	.	2	.	2	.
45	TOHI, Evahelotu	9	15	8	23	3.0	.	.	.	.	.	.	10	16	8	24	3.0	.	.	.	.	.	.
4P	PARKER, Bijon	7	12	9	21	2.0	2.0	1	3	1	.	.	25	19	10	29	2.0	2.0	1	3	2	.	.
53	BAKER, Cody	10	11	10	21	1.5	1.0	.	1	.	.	.	36	28	40	68	5.0	2.0	.	2	.	.	.
3R	ROSS, D'Angelo	10	13	6	19	1.0	.	.	10	.	.	.	10	13	6	19	1.0	.	.	10	.	.	.
29	FLACK, Jordan	10	10	7	17	2.0	1.0	.	.	1	.	.	10	10	7	17	2.0	1.0	.	.	1	.	.
92	CONYERS, Jermane	10	8	7	15	1.0	.	.	1	.	1	.	10	8	7	15	1.0	.	.	1	.	1	.
19	LILLY, Elijah	10	13	1	14	1.0	.	.	1	.	.	.	19	13	1	14	1.0	.	.	1	.	.	.
5S	SEWELL, Jr., Michael	5	8	4	12	0.0	.	.	.	.	.	.	5	8	4	12	0.0	.	.	.	.	.	.
26	TAMAIVENA, Sitivena	10	5	5	10	0.0	.	.	.	.	.	.	10	5	5	10	0.0	.	.	.	.	.	.
8H	HOBDY, Jr., Willie	6	6	3	9	0.0	.	.	.	.	.	.	6	6	3	9	0.0	.	.	.	.	.	.
52	BLACKWELL, Aaron	9	6	2	8	3.5	.	.	1	.	.	.	9	6	2	8	3.5	.	.	1	.	.	.
2C	CARSON, Kimmie	4	6	1	7	0.0	.	.	1	.	.	.	41	112	81	193	20.5	5.5	.	6	1	2	.
35	MAXWELL, Kenneth	6	5	1	6	1.0	.	.	.	.	.	.	6	5	1	6	1.0	.	.	.	.	.	.
57	POWELL, Everett	10	3	1	4	0.0	.	.	.	.	.	.	23	4	2	6	0.5	0.5	.	.	.	.	.
10	ORTEGA, Gabe	10	3	.	3	0.0	.	.	.	.	.	.	10	3	.	3	0.0	.	.	.	.	.	.
5J	JOSEPH, Emmanuel	10	2	1	3	1.0	1.0	.	.	.	1	.	10	2	1	3	1.0	1.0	.	.	.	1	.
32	ROTHSCHILLER, Kyle	10	.	3	3	0.0	.	.	.	.	.	.	17	.	3	3	0.0	.	.	.	.	.	.
93	FLOWERS, Nahje	10	1	2	3	0.0	.	.	.	.	.	.	10	1	2	3	0.0	.	.	.	.	.	.
96	WILLIAMS, Johnny	7	3	.	3	0.0	.	.	.	.	1	.	19	10	2	12	3.0	.	.	.	.	1	.
2B	BOYCE, Rayshawn	7	2	1	3	1.5	1.0	.	.	.	.	.	7	2	1	3	1.5	1.0	.	.	.	.	.
8	DRENNAN, Q'	10	2	.	2	0.0	.	.	.	.	.	.	23	3	.	3	0.0	.	.	.	.	.	.
4	JORDAN, Romell	10	2	.	2	0.0	.	.	.	.	.	.	27	4	1	5	0.0	.	.	.	.	.	.
37	BAKER, DaQuan	4	1	.	1	0.0	.	.	.	.	1	.	4	1	.	1	0.0	.	.	.	.	1	.
87	SOMOYE, Anu	10	1	.	1	0.0	.	.	.	.	.	.	23	2	2	4	0.0	.	.	.	.	.	.
5	REED, Patrick	10	1	.	1	0.0	.	.	.	.	.	.	29	2	.	2	0.0	.	.	.	.	.	.
72	JORDAN, Avery	10	1	.	1	0.0	.	.	.	.	.	.	22	1	.	1	0.0	.	.	.	.	.	.
55	JENKINS, Aaron	10	1	.	1	0.0	.	.	.	.	.	.	38	1	1	2	0.0	.	.	.	.	.	.
16	TUIOTI, Tekava	7	1	.	1	0.0	.	.	.	.	.	.	7	1	.	1	0.0	.	.	.	.	.	.
18	DAVIS, Chris	10	1	.	1	0.0	.	.	.	.	.	.	42	1	.	1	0.0	.	.	.	.	.	.
25	OWENS, Tyrone	10	1	.	1	0.0	.	.	.	.	.	.	34	1	.	1	0.0	.	.	.	.	.	.
95	SANDERS, Jason	10	.	1	1	0.0	.	.	.	.	.	.	48	3	6	9	0.0	.	.	.	.	.	.
	Total	10	349	232	581	47	13	5	33	6	9	.											
	Opponents	10	417	217	634	43	14	11	25	15	12	.											

TEAM STATISTICS

Date	Opponent	Rushing				Receiving				Passing				Kick Returns				Punt Returns				tot off		
		no.	yds	td	lg	no.	yds	td	lg	cmp	att	int	yds	td	lg	no.	yds	td	lg	no.	yds		td	lg
Sep 02	ABILENE CHRISTIAN	40	259	3	54	12	222	1	47	12	18	0	222	1	47	2	47	0	27	1	-11	0	0	481
Sep 09	NEW MEXICO STATE	37	176	1	61	20	254	2	27	20	38	2	254	2	27	2	40	0	35	1	15	0	15	430
Sep 14	at Boise State	51	198	1	24	8	79	1	14	8	16	1	79	1	14	2	38	0	22	2	4	0	3	277
Sep 23	at Tulsa	59	338	1	40	9	108	0	27	9	14	1	108	0	27	3	45	0	21	1	16	0	16	446
Sep 30	AIR FORCE	41	363	6	65	4	146	2	71	4	9	0	146	2	71	2	32	0	19	1	9	0	9	509
Oct 14	at Fresno State	37	109	0	14	15	213	0	44	15	30	1	213	0	44	4	81	0	22	0	0	0	0	322
Oct 20	COLORADO STATE	48	318	2	54	7	132	1	47	7	19	0	132	1	47	2	35	0	20	3	15	0	11	450
Oct 28	at Wyoming	40	115	0	18	10	69	0	17	10	25	5	69	0	17	6	126	0	30	3	-12	0	5	184
Nov 04	UTAH STATE	57	265	1	34	12	75	0	19	12	22	0	75	0	19	2	44	0	23	1	17	0	17	340
Nov 11	at Texas A&M	42	120	1	14	7	24	0	7	7	17	1	24	0	7	7	204	1	100	1	-2	0	0	144
New Mexico		452	2261	16	65	104	1322	7	71	104	208	11	1322	7	71	32	692	1	100	14	51	0	17	3583
		323	1301	14	65	195	2478	25	81	195	327	5	2478	25	81	6	80	0	19	7	108	1	90	3779

Games: 10 • Avg/rush: 5.0 • Avg/catch: 12.7 • Pass effic: 103.92 • KR avg: 21.6 • PR avg: 3.6 • All purpose avg/game: 445.9 • Total offense avg/gm: 358.3

Date	Opponent	Tackles				Sacks		Fumble		Pass Defense			blkd	PAT Attempts			off		
		ua	a	total	tfl-yds	no-yds	ff	fr-yds	int-yds	qbh	brup	kick	kick	rush	rcv	saf	t/o	pts	
Sep 02	ABILENE CHRISTIAN	38	24	62	4.0-38	2.0-31	1	1-0	2-108	4	5	0	5-5	0	0	0	10	38	
Sep 09	NEW MEXICO STATE	42	22	64	6.0-12	1.0-4	2	1-7	1-17	1	6	0	0-0	0	1	0	5	28	
Sep 14	at Boise State	30	28	58	7.0-17	1.0-1	0	0-0	0-0	0	0	0	2-2	0	0	0	14		
Sep 23	at Tulsa	28	32	60	3.0-17	2.0-16	0	0-0	1-0	0	5	0	1-1	0	0	3	16		
Sep 30	AIR FORCE	45	44	89	11.0-51	4.0-29	3	2-0	0-0	2	2	0	8-8	0	0	14	56		
Oct 14	at Fresno State	37	4	41	1.0-13	1.0-13	2	1-0	0-0	0	4	0	0-0	0	0	0	0		
Oct 20	COLORADO STATE	34	28	62	4.0-15	1.0-9	0	0-0	0-0	2	3	0	3-3	0	0	0	24		
Oct 28	at Wyoming	32	28	60	5.0-13	0.0-0	0	0-0	0-0	0	0	0	0-0	0	0	0	3		
Nov 04	UTAH STATE	26	14	40	2.0-5	0.0-0	0	1-0	1-8	0	3	0	1-1	0	0	3	10		
Nov 11	at Texas A&M	37	8	45	4.0-14	1.0-9	1	0-0	0-0	1	5	0	2-2	0	0	0	14		
New Mexico		349	232	581	47.0-195	13.0-112	9	6-7	5-133	10	33	0	22-22	0	1	0	203		
		417	217	634	43.0-170	14.0-96	12	15-90	11-118	3	25	0	39-40	0	0	0	309		

Date	Opponent	Punting										Field Goals			Kickoffs				
		no.	yds	avg	long	blkd	tb	fc	50+	i20	md-att	long	blkd	no.	yds	avg	tb	ob	
Sep 02	ABILENE CHRISTIAN	1	37	37.0	37	0	0	1	0	1	1-1	25	0	7	440	62.9	5	0	
Sep 09	NEW MEXICO STATE	8	401	50.1	77	0	2	3	5	2	2-2	23	0	5	321	64.2	4	0	
Sep 14	at Boise State	6	250	41.7	52	0	2	2	1	0	0-1	0	0	2	130	65.0	1	0	
Sep 23	at Tulsa	1	46	46.0	46	0	1	0	0	0	3-3	53	0	4	260	65.0	4	0	
Sep 30	AIR FORCE	5	257	51.4	71	0	1	2	3	1	0-0	0	0	9	578	64.2	8	0	
Oct 14	at Fresno State	9	414	46.0	62	0	1	6	3	7	0-1	0	0	1	65	65.0	1	0	
Oct 20	COLORADO STATE	3	173	57.7	78	0	0	0	2	2	1-2	51	0	4	260	65.0	4	0	
Oct 28	at Wyoming	6	322	53.7	75	0	2	0	5	3	1-1	42	0	2	130	65.0	2	0	
Nov 04	UTAH STATE	5	234	46.8	68	0	1	1	1	3	1-2	42	0	2	130	65.0	2	0	
Nov 11	at Texas A&M	10	418	41.8	62	0	0	4	5	6	0-0	0	0	3	195	65.0	3	0	
New Mexico		54	2552	47.3	78	0	10	19	25	25	9-13	53	0	39	2509	64.3	34	0	
		60	2632	43.9	69	0	4	23	19	17	8-9	52	0	59	3599	61.0	23	1	

Date	Opponent	Rushing				Receiving				Passing				Kick Returns				Punt Returns				tot off
		no.	yds	td	lg	no.	yds	td	lg	cmp-att-int	yds	td	lg	no.	yds	td	lg	no.	yds	td	lg	
Sep 02	ABILENE CHRISTIAN	21	8	0	12	35	274	2	36	35-55-2	274	2	36	2	34	0	17	0	0	0	0	282
Sep 09	NEW MEXICO STATE	26	99	0	16	34	401	4	81	34-57-1	401	4	81	1	7	0	7	0	0	0	0	500
Sep 14	at Boise State	32	127	2	28	15	137	2	47	15-19-0	137	2	47	1	19	0	19	2	28	0	29	264
Sep 23	at Tulsa	31	155	1	45	13	131	0	34	13-27-1	131	0	34	0	0	0	0	0	0	0	0	286
Sep 30	AIR FORCE	63	238	2	36	9	158	3	33	9-18-0	158	3	33	1	10	0	10	0	0	0	0	396
Oct 14	at Fresno State	36	227	2	57	13	299	3	75	13-23-0	299	3	75	0	0	0	0	1	1	0	1	526
Oct 20	COLORADO STATE	35	180	1	41	17	231	2	30	17-33-0	231	2	30	0	0	0	0	1	-21	0	0	411
Oct 28	at Wyoming	32	75	2	12	16	234	4	38	16-28-0	234	4	38	0	0	0	0	1	2	0	2	309
Nov 04	UTAH STATE	24	129	2	65	13	114	0	31	13-24-1	114	0	31	1	10	0	10	1	8	0	8	243
Nov 11	at Texas A&M	23	63	2	12	30	499	5	60	30-43-0	499	5	60	0	0	0	0	1	90	1	90	562
Opponents		323	1301	14	65	195	2478	25	81	195-327-5	2478	25	81	6	80	0	19	7	108	1	90	3779
		452	2261	16	65	104	1322	7	71	104-208-11	1322	7	71	32	692	1	100	14	51	0	17	3583

Games: 10 • Avg/rush: 4.0 • Avg/catch: 12.7 • Pass effic: 145.46 • KR avg: 13.3 • PR avg: 15.4 • All purpose avg/game: 408.5 • Total offense avg/gm: 377.9

Date	Opponent	Tackles				Sacks		Fumble		Pass Defense			blkd	PAT Attempts			off		
		ua	a	total	tfl-yds	no-yds	ff	fr-yds	int-yds	qbh	brup	kick	kick	rush	rcv	saf	t/o	pts	
Sep 02	ABILENE CHRISTIAN	34	13	47	5.0-12	3.0-10	1	2-0	0-0	0	1	0	2-2	0	0	0	7	14	
Sep 09	NEW MEXICO STATE	40	28	68	4.0-19	1.0-11	1	2-0	2-29	0	4	0	3-3	0	0	0	9	30	
Sep 14	at Boise State	41	36	77	7.0-34	1.0-16	1	1-14	1-2	0	3	0	4-4	0	0	0	7	28	
Sep 23	at Tulsa	51	30	81	3.0-10	1.0-5	1	2-0	1-18	1	0	0	1-1	0	0	0	6	13	
Sep 30	AIR FORCE	31	12	43	2.0-5	0.0-0	0	0-0	0-0	0	1	0	5-5	0	0	0	0	38	
Oct 14	at Fresno State	44	10	54	5.0-15	2.0-8	2	1-3	1-18	0	5	0	5-5	0	0	0	3	38	
Oct 20	COLORADO STATE	40	20	60	5.0-25	2.0-17	1	1-0	0-0	1	1	0	3-3	0	0	0	3	27	
Oct 28	at Wyoming	41	28	69	4.0-27	2.0-18	0	2-3	5-51	0	5	0	6-6	0	0	0	35	42	
Nov 04	UTAH STATE	51	29	80	3.0-12	1.0-8	4	4-70	0-0	0	2	0	3-3	0	0	0	14	24	
Nov 11	at Texas A&M	44	11	55	5.0-11	1.0-3	1	0-0	1-0	1	3	0	7-8	0	0	0	7	55	
Opponents		417	217	634	43.0-170	14.0-96	12	15-90	11-118	3	25	0	39-40	0	0	0	91	309	
		349	232	581	47.0-195	13.0-112	9	6-7	5-133	10	33	0	22-22	0	1	0	35	203	

Date	Opponent	Punting								Field Goals			Kickoffs					
		no.	yds	avg	long	blkd	tb	fc	50+	i20	md-att	long	blkd	no.	yds	avg	tb	ob
Sep 02	ABILENE CHRISTIAN	6	274	45.7	69	0	0	2	2	5	0-1	0	0	3	173	57.7	0	0
Sep 09	NEW MEXICO STATE	9	350	38.9	52	0	1	2	2	1	1-1	39	0	6	332	55.3	3	0
Sep 14	at Boise State	6	258	43.0	63	0	0	1	2	3	0-0	0	0	5	325	65.0	3	0
Sep 23	at Tulsa	4	178	44.5	59	0	1	1	1	2	2-2	50	0	4	255	63.8	1	0
Sep 30	AIR FORCE	4	191	47.8	55	0	0	2	1	0	1-1	33	0	7	430	61.4	4	1
Oct 14	at Fresno State	6	246	41.0	51	0	0	3	1	0	1-1	37	0	7	451	64.4	3	0
Oct 20	COLORADO STATE	5	236	47.2	53	0	0	1	3	3	2-2	52	0	6	353	58.8	3	0
Oct 28	at Wyoming	8	326	40.8	62	0	0	3	1	3	0-0	0	0	7	440	62.9	1	0
Nov 04	UTAH STATE	6	279	46.5	63	0	1	4	2	0	1-1	28	0	5	302	60.4	3	0
Nov 11	at Texas A&M	6	294	49.0	54	0	1	4	4	0	0-0	0	0	9	538	59.8	2	0
Opponents		60	2632	43.9	69	0	4	23	19	17	8-9	52	0	59	3599	61.0	23	1
		54	2552	47.3	78	0	10	19	25	25	9-13	53	0	39	2509	64.3	34	0

**PASSING**

#16 TUIOTI, Tekava	Comp	Att	Int	Pct	Yards	TD	Long	Sacked	Effic
Abilene Christian	1	1	0	100.0	9	0	9	0-0	175.60
New Mexico State	10	19	0	52.6	151	2	27	0-0	154.13
Fresno State	13	24	1	54.2	200	0	44	0-0	115.83
Colorado State	5	16	0	31.2	84	1	47	2-17	95.97
Wyoming	8	17	3	47.1	47	0	17	0-0	34.99
Utah State	8	15	0	53.3	54	0	10	0-0	83.57
Texas A&M	2	6	0	33.3	4	0	2	0-0	38.93
<b>TOTALS</b>	<b>47</b>	<b>98</b>	<b>4</b>	<b>48.0</b>	<b>549</b>	<b>3</b>	<b>47</b>	<b>2-17</b>	<b>96.96</b>

#13 JORDAN, Lamar	Comp	Att	Int	Pct	Yards	TD	Long	Sacked	Effic
Abilene Christian	11	17	0	64.7	213	1	47	3-10	189.36
New Mexico State	10	19	2	52.6	103	0	26	1-11	77.12
Boise State	1	2	0	50.0	12	0	12	1-16	100.40
Air Force	4	9	0	44.4	146	2	71	0-0	254.04
Fresno State	2	6	0	33.3	13	0	7	2-8	51.53
Colorado State	2	3	0	66.7	48	0	27	0-0	201.07
Wyoming	2	8	2	25.0	22	0	14	2-18	-1.90
Utah State	4	6	0	66.7	21	0	19	1-8	96.07
Texas A&M	4	9	1	44.4	15	0	7	1-3	36.22
<b>TOTALS</b>	<b>40</b>	<b>79</b>	<b>5</b>	<b>50.6</b>	<b>593</b>	<b>3</b>	<b>71</b>	<b>11-74</b>	<b>113.56</b>

#11 GERHART, Coltin	Comp	Att	Int	Pct	Yards	TD	Long	Sacked	Effic
Boise State	7	13	1	53.8	67	1	14	0-0	107.14
Tulsa	9	14	1	64.3	108	0	27	1-5	114.80
Texas A&M	1	2	0	50.0	5	0	5	0-0	71.00
<b>TOTALS</b>	<b>17</b>	<b>29</b>	<b>2</b>	<b>58.6</b>	<b>180</b>	<b>1</b>	<b>27</b>	<b>1-5</b>	<b>108.34</b>

#TM TEAM	Comp	Att	Int	Pct	Yards	TD	Long	Sacked	Effic
Boise State	0	1	0	0.0	0	0	0	0-0	0.00
<b>TOTALS</b>	<b>0</b>	<b>1</b>	<b>0</b>	<b>0.0</b>	<b>0</b>	<b>0</b>	<b>0</b>	<b>0-0</b>	<b>0.00</b>

#3 McQUARLEY, R.	Comp	Att	Int	Pct	Yards	TD	Long	Sacked	Effic
<b>TOTALS</b>	<b>0</b>	<b>1</b>	<b>0</b>	<b>0.0</b>	<b>0</b>	<b>0</b>	<b>0</b>	<b>0-0</b>	<b>0.00</b>

**RUSHING & RECEIVING**

RUSHING	No-Yds/TD	ACU	NMS	BSU	TLS	AF	FS	CSU	WY	USU	TAMU	LV	SD
OWENS, Tyrone RB	118-579/3	8-41/1	9-33/0	14-46/1	6-43/0	16-84/0	10-29/0	16-159/1	7-42/0	14-44/0	18-58/0		
McQUARLEY, R. RB	92-473/6	10-22/0	10-30/0	10-36/0	10-34/0	11-179/5	5-20/0	11-73/1	13-43/0	9-37/0	3--1/0		
CHESTNUT, Daryl RB	51-298/3	4-64/2	9-44/0	5-28/0	4-23/0	-	5-29/0	6-27/0	1-0/0	9-42/0	8-41/1		
JORDAN, Lamar QB	63-228/0	7-52/0	4--8/0	9-20/0	DNP	10-68/0	4-0/0	2-2/0	8-8/0	16-85/0	3-1/0		
GERHART, Coltin QB	35-218/1	-	-	8-49/0	24-156/1	DNP	DNP	-	2-12/0	-	1-1/0		
JORDAN, Romell RB	39-200/1	3-65/0	2-8/0	4-12/0	12-54/0	3-28/1	4-11/0	1--6/0	2-1/0	3-17/0	5-10/0		
TUIOTI, Tekava QB	26-135/1	-	2-8/0	DNP	DNP	DNP	5-14/0	9-62/0	3-3/0	5-39/1	2-9/0		
GRIFFIN IV, Jay WR	9-102/1	-	1-61/1	1-7/0	1-20/0	1-4/0	3-7/0	2-3/0	-	-	-		
MORAN, Kentrail RB	10-22/0	3-13/0	DNP	DNP	DNP	DNP	1--1/0	DNP	4-6/0	1-1/0	1-3/0		
CARROLL, Bryson QB	1-10/0	DNP	DNP	DNP	1-10/0	DNP	DNP	DNP	DNP	DNP	DNP		
VIGILANT, Dae. RB	4-3/0	4-3/0	DNP	DNP	DNP	DNP	DNP	-	DNP	DNP	DNP		
JONES, Jahvon RB	1--2/0	-	DNP	DNP	DNP	DNP	DNP	DNP	DNP	DNP	1--2/0		
TEAM	3--5/0	1--1/0	-	-	1--2/0	-	-	1--2/0	-	-	-		

RECEIVING	No-Yds/TD	ACU	NMS	BSU	TLS	AF	FS	CSU	WY	USU	TAMU	LV	SD
GRIFFIN IV, Jay WR	23-283/3	2-36/1	5-95/1	-	1-3/0	2-75/1	2-13/0	-	2-11/0	5-35/0	4-15/0		
HART-JOHNSON, D WR	13-272/1	3-77/0	2-42/0	2-24/0	-	1-49/1	2-56/0	-	1-17/0	-	2-7/0		
DAVIS, Chris WR	24-257/1	3-55/0	8-81/1	2-22/0	4-60/0	-	1-4/0	1-3/0	2-17/0	2-13/0	1-2/0		
DRENNAN, Q' WR	8-183/0	1-42/0	-	-	1-6/0	-	2-49/0	2-63/0	1-4/0	1-19/0	-		
UMEH, Anselem WR	3-59/1	-	-	1-14/1	-	-	2-45/0	DNP	DNP	-	-		
REED, Patrick WR	6-52/0	-	-	2-17/0	-	-	-	1-21/0	2-16/0	1--2/0	-		
SHULER, Zahneer RB	3-50/0	-	-	-	1-27/0	-	2-23/0	-	-	-	-		
JORDAN, Romell RB	7-46/0	-	1-5/0	1-2/0	-	1-22/0	2-8/0	-	1-1/0	1-8/0	-		
CHESTNUT, Daryl RB	4-37/0	1-6/0	1-18/0	-	1-6/0	-	1-7/0	-	-	-	-		
WILLIAMS, Mar. TE	1-27/0	-	-	-	-	-	-	1-27/0	-	-	-		
MOLINA, Aaron WR	2-20/1	-	-	-	DNP	DNP	1-8/0	1-12/1	-	-	-		
OWENS, Tyrone RB	6-18/0	1-3/0	1-4/0	-	-	-	-	1-6/0	1-3/0	2-2/0	-		
HIDALGO, Rafael WR	1-13/0	DNP	1-13/0	DNP	DNP	DNP	DNP	DNP	-	DNP	-		
McQUARLEY, R. RB	3-5/0	1-3/0	1--4/0	-	1-6/0	-	-	-	-	-	-		

Total Tackles	UA-A	Total	ACU	NMS	BSU	TLS	AF	FS	CSU	WY	USU	TAMU	LV	SD
ROTHSCHILLER, J DB	37-24	61	4-4	5-1	1-1	2-5	6-6	3-1	4-2	3-1	3-3	6-0		
GIRGLE, Jacob DB	24-30	54	3-4	3-1	2-4	2-4	7-6	DNP	1-5	1-1	2-4	3-1		
BURRELL, Jalin DB	36-11	47	4-1	5-3	2-1	5-1	3-2	1-0	5-0	2-1	3-1	6-1		
HART, Alex LB	24-21	45	2-1	3-3	3-3	1-5	6-3	2-0	2-3	1-1	2-2	2-0		
OCASIO, Austin LB	18-19	37	1-3	1-0	5-3	0-1	3-6	-	3-3	0-2	3-0	2-1		
EPTING, Rashaun DB	19-18	37	1-0	4-2	3-4	3-4	1-5	4-1	DNP	-	0-1	3-1		
OKONKWO, Kene DL	18-14	32	1-0	3-2	1-1	0-4	4-4	3-0	2-1	1-1	2-0	1-1		
BARNWELL, Jr. DB	15-13	28	1-1	1-2	2-3	1-0	DNP	4-0	1-4	4-2	1-1	DNP		
TOHI, Evahelotu LB	15-8	23	1-2	-	DNP	2-0	2-2	3-1	-	4-3	1-0	2-0		
HUGHES, Garrett DL	14-9	23	1-0	2-1	1-1	2-1	3-2	1-0	1-1	3-2	-	0-1		
PARKER, Bijon DB	12-9	21	4-2	1-2	2-1	0-2	1-1	1-0	3-1	DNP	DNP	DNP		
BAKER, Cody DL	11-10	21	1-1	0-2	-	2-1	3-2	2-0	2-2	0-1	-	1-1		
ROSS, D'Angelo DB	13-6	19	1-0	1-0	0-2	1-0	-	2-1	4-1	1-2	2-0	1-0		
FLACK, Jordan LB	10-7	17	-	4-1	1-1	1-1	-	-	1-3	0-1	2-0	1-0		
CONYERS, Jer. DL	8-7	15	-	1-1	1-1	0-1	1-2	2-0	1-1	-	1-0	1-1		
LILLY, Elijah DB	13-1	14	3-0	3-0	2-0	2-0	1-0	-	-	1-1	-	1-0		
SEWELL, Jr., M. DB	8-4	12	2-0	DNP	1-0	3-0	1-1	DNP	DNP	1-3	DNP	DNP		
TAMAIVENA, Siti LB	5-5	10	0-2	1-1	1-0	-	-	-	-	3-1	0-1	-		
HOBODY, Jr., W. DB	6-3	9	1-0	DNP	-	-	DNP	DNP	DNP	1-3	1-0	3-0		
BLACKWELL, Aa.	6-2	8	1-0	DNP	-	0-1	-	1-0	1-1	2-0	-	1-0		
CARSON, Kimmie LB	6-1	7	DNP	DNP	DNP	0-1	-	4-0	2-0	DNP	DNP	DNP		
MAXWELL, Ken. S	5-1	6	2-0	3-0	0-1	-	-	-	DNP	DNP	DNP	DNP		
POWELL, Everett DL	3-1	4	-	-	-	-	-	-	-	-	2-1	1-0		
WILLIAMS, John. DL	3-0	3	-	-	-	-	1-0	2-0	-	DNP	DNP	DNP		
JOSEPH, Emman. DL	2-1	3	-	-	-	-	1-1	-	-	-	-	1-0		
FLOWERS, Nahje DL	1-2	3	-	-	-	-	0-1	1-0	-	0-1	-	-		
ORTEGA, Gabe DB	3-0	3	2-0	-	-	-	-	-	-	-	-	1-0		
BOYCE, Rayshawn LB	2-1	3	1-0	-	DNP	DNP	DNP	-	1-0	0-1	-	-		
ROTHSCHILLER, K DB	0-3	3	0-3	-	-	-	-	-	-	-	-	-		
JORDAN, Romell	2-0	2	1-0	-	-	1-0	-	-	-	-	-	-		
DRENNAN, Q'	2-0	2	-	-	1-0	-	-	-	-	1-0	-	-		
OWENS, Tyrone	1-0	1	-	-	-	-	-	1-0	-	-	-	-		
JENKINS, Aaron	1-0	1	-	-	1-0	-	-	-	-	-	-	-		
TUIOTI, Tekava	1-0	1	-	-	DNP	DNP	DNP	-	-	1-0	-	-		
JORDAN, Avery	1-0	1	-	-	-	-	-	-	-	1-0	-	-		
SOMOYE, Anu	1-0	1	-	-	-	-	-	-	-	-	1-0	-		
SANDERS, Jason	0-1	1	-	-	0-1	-	-	-	-	-	-	-		
REED, Patrick	1-0	1	-	-	-	-	-	-	-	1-0	-	-		
BAKER, DaQuan LB	1-0	1	DNP	DNP	DNP	-	1-0	-	-	DNP	DNP	DNP		
DAVIS, Chris	1-0	1	-	1-0	-	-	-	-	-	-	-	-		





# SEASON BOX SCORES



**14** Game 1: 9/2/2017  
Albuquerque, N.M.  
**38** Att: 21,465

**ALBUQUERQUE, N.M.** — Lamar Jordan threw for a career-high 213 yards and a touchdown as New Mexico rolled to 481 yards of offense, and combined that with a stellar defensive effort for a 38-14 season-opening win over Abilene Christian. The win was UNM's eighth in the last nine games dating back to last season, and its third in a row.

Defensively, UNM put forth a terrific effort, scoring a touchdown and limiting the Wildcats to just eight yards rushing and 4.98 yards per passing attempt. The touchdown came in the fourth quarter after the Wildcats recovered a fumbled punt at the UNM 6-yard line. On fourth down from the UNM 5-yard line, Dallas Sealey's pass was picked off by Jake Rothschilder, and the defensive captain weaved his way 91 yards for his first career score.

UNM's defense actually got off to a slow start. After Richard McQuarley was stopped on fourth and goal at the 1-yard line, Abilene Christian drove 99 yards for a touchdown and a 7-0 lead. However, UNM would roll to the next 38 points in putting the contest away.

First, the Lobos answered on a five-play, 71-yard drive highlighted by a Jordan to Chris Davis 27-yard pass. Another pass, this to Delane Hart-Johnson, set up Daryl Chestnut's first touchdown of the evening, a four-yarder for a 7-7 tie. After a missed 51-yard field goal by ACU, UNM went to the air again with Hart-Johnson hauling in a 47-yard bomb. Tyrone Owens then scored two plays later to make it 14-7, and the score stayed that way through halftime.

In the third UNM scored on its opening possession with a 75-yard drive that took eight plays. On that eighth play, Chestnut got a crucial block from Romell Jordan, springing him like a bullet for a 54-yard touchdown. Rothschilder on the next drive sacked Sealey, forcing a fumble that Alex Hart recovered, leading to a 25-yard Jason Sanders field goal, making it 24-7.

It stayed that way until the fourth and Rothschilder's 91-yard touchdown. UNM got its last score when on fourth and six from the Abilene Christian 36, Jordan lofted a pass down the sideline that was hauled in by Jay Griffin IV for his first career catch and touchdown, making it 38-7.

ACU tacked on a touchdown with 14 seconds left to account for the final score.

Score by Quarters	1	2	3	4	Total
Abilene Christian	7	0	0	7	14
New Mexico	7	7	10	14	38

### Qtr Time Scoring play

1st 03:54 ACU - C. Whitley 36 yd pass from D. Sealey (N. Grau kick), 15-99 5:46  
01:28 NM - CHESTNUT, Daryl 4 yd run (SANDERS, Jason kick), 5-71 2:20  
2nd 11:20 NM - OWENS, Tyrone 4 yd run (SANDERS, Jason kick), 3-66 1:30  
3rd 06:04 NM - CHESTNUT, Daryl 54 yd run (SANDERS, Jason kick), 8-75 3:25  
02:40 NM - SANDERS, Jason 25 yd field goal, 5-13 2:03  
4th 13:57 NM - GRIFFIN IV, Jay 37 yd pass from JORDAN, Lamar (SANDERS, Jason kick), 5-85 1:38  
11:06 NM - ROTHSCHILDER, Jake 91 yd interception return (SANDERS, Jason kick)  
00:14 ACU - H. Lees 34 yd pass from L. Anthony (N. Grau kick), 2-34 0:37

	ACU	NM
<b>FIRST DOWNS</b>	20	21
<b>RUSHES-YARDS (NET)</b>	21-8	40-259
<b>PASSING YDS (NET)</b>	274	222
Passes Att-Comp-Int	55-35-2	18-12-0
<b>TOTAL OFFENSE PLAYS-YARDS</b>	76-282	58-481
Fumble Returns-Yards	0-0	0-0
Punt Returns-Yards	0-0	1--11
Kickoff Returns-Yards	2-34	2-47
Interception Returns-Yards	0-0	2-108
Punts (Number-Avg)	6-45.7	1-37.0
Fumbles-Lost	2-1	2-2
Penalties-Yards	6-48	4-29
Possession Time	33:39	26:21
Third-Down Conversions	7 of 18	3 of 9
Fourth-Down Conversions	0 of 1	1 of 3
Red-Zone Scores-Chances	0-1	3-4
Sacks By: Number-Yards	3-10	2-31

**RUSHING:** Abilene Christian-J. Miller 4-26; T. James 4-19; D. Brown 5-minus 1; D. Sealey 7-minus 10; TEAM 1-minus 26. New Mexico-JORDAN, Romell 3-65; CHESTNUT, Daryl 4-64; JORDAN, Lamar 7-52; OWENS, Tyrone 8-41; McQUARLEY, Richard 10-22; MORAN, Kentraill 3-13; VIGILANT, Daevon 4-3; TEAM 1-minus 1.

**PASSING:** Abilene Christian-D. Sealey 33-53-2-240; L. Anthony 2-2-0-34. New Mexico-JORDAN, Lamar 11-17-0-213; TUIOTI, Tekava 1-1-0-9.

**RECEIVING:** Abilene Christian-D. Qualls 9-37; T. Grant 7-49; C. Whitley 4-59; D. Brown 4-19; J. Fink 3-24; J. Miller 3-16; H. Lees 2-34; K. Sadler 2-34; C. Cokley 1-2. New Mexico-HART-JOHNSON, Delane 3-77; DAVIS, Chris 3-55; GRIFFIN IV, Jay 2-36; DRENNAN, Q' 1-42; CHESTNUT, Daryl 1-6; McQUARLEY, Richard 1-3; OWENS, Tyrone 1-3.

**INTERCEPTIONS:** Abilene Christian-None. New Mexico-ROTHSCHILDER, Jake 1-91; GIRGLE, Jacob 1-17.

**FUMBLES:** Abilene Christian-TEAM 1-0; D. Sealey 1-1. New Mexico-VIGILANT, Daevon 1-1; DAVIS, Chris 1-1.

Abilene Christian (0-1) vs. New Mexico (1-0)  
Date: Sep 02, 2017 • Site: Albuquerque, N.M. • Stadium: Dreamstyle Stadium  
Attendance: 21475

Kickoff time: 6:05 pm • End of Game: 9:21 • Total elapsed time: 3:16  
Officials: Referee: Kevin Boltmann; Umpire: Jason Parker; Linesman: Gregory Downum;  
Line judge: Jay Bilbo; Back judge: Al Moore; Field judge: Robert Asel;  
Side judge: Dave Curschman; Center judge: Tyree Walton;  
Temperature: 91 • Wind: Calm • Weather: Hazy

# THE UNIVERSITY OF NEW MEXICO FOOTBALL



**30** Game 2: 9/9/2017  
Albuquerque, N.M.  
**28** Att: 32,427

**ALBUQUERQUE, N.M.** — It was nearly the greatest comeback in Lobo football history.

Nearly.

Down 30-5 in the fourth quarter, New Mexico, behind backup redshirt freshman quarterback Tevaka Tuioti, went on a furious rally, but it fell just short as a potential tying 2-point conversion was knocked away and New Mexico State escaped with a 30-28 win in front of 32,427 fans, the largest home crowd for the Lobos since the 2009 Rio Grande Rivalry matchup.

After entering the fourth quarter down 30-5, the Lobos scored the final 23 points of the game as they found their rhythm late. Backup quarterback Tekava Tuioti spurred the UNM comeback with a five-yard touchdown pass to Chris Davis, but the failed two-point conversion kept the score at 30-11. Two minutes later, Jay Griffin IV ran the ball 61 yards into the end zone, and this time a successful two-point attempt made the score 30-19. The Lobos then cut the lead to eight points on their next possession with a 22-yard field goal. The field goal came about after it looked like Tyrone Owens was going to waltz into the end zone, but he got tripped up by the feet on one of his own linemen.

UNM got the ball back after a three-and-out with 2:38 on the clock needing 80 yards. After an incomplete pass, Tuioti hit Delane Hart-Johnson near midfield. Then Griffin caught a pass to move inside Aggie territory. After a false start, Rafael Hidalgo, seeing his first career action, made a 13-yard catch, and Romell Jordan picked up the first down on third-and-two.

With 1:11 left on the game clock, Tuioti completed a 19-yard touchdown pass to the Griffin IV, giving the Lobos a chance to tie with a two-point conversion, but the attempt failed and the Aggies recovered the UNM onside kick to run the clock out.

The Lobos compiled 226 of their total 430 yards of offense in the fourth quarter, and Tuioti threw his first career touchdown pass with 12:42 on the clock before adding another score to finish the night with 151 passing yards.

The Lobos struggled to take care of the ball, finishing the night with four turnovers for the first time since a 40-7 loss to BYU on Nov. 20, 2010. Lamar Jordan failed to find his stride, throwing two interceptions while compiling 103 yards in the air. Jay Griffin IV led the Lobos with 61 yards rushing and 95 receiving, while Chris Davis added another 81 on the ground including his first career touchdown.

On the other side, the NMSU offense compiled 500 total yards of offense, with Tyler Rogers throwing for 401 yards and four scores. Larry Rose III rushed for an additional 99 yards on 21 carries.

Score by Quarters	1	2	3	4	Total
New Mexico State	13	10	7	0	30
New Mexico	2	3	0	23	28

### Qtr Time Scoring play

1st 12:56 NMS - Clark, OJ 30 yd pass from Rogers, Tyler (Cramer, Conner rush fumbld), 5-42 1:19  
12:56 NM - BURRELL, Jalin PAT return  
04:25 NMS - Lottie, Izaiah 81 yd pass from Rogers, Tyler (Brown, Dylan kick), 3-93 1:11  
2nd 11:02 NM - SANDERS, Jason 23 yd field goal, 11-56 4:27  
06:14 NMS - Brown, Dylan 39 yd field goal, 7-21 1:54  
02:22 NMS - Lottie, Izaiah 17 yd pass from Rogers, Tyler (Brown, Dylan kick), 7-80 2:09  
3rd 03:28 NMS - Scott, Jaleel 8 yd pass from Rogers, Tyler (Brown, Dylan kick), 9-63 2:09  
4th 12:42 NM - DAVIS, Chris 5 yd pass from TUIOTI, Tekava (TUIOTI, Tekava pass failed), 6-54 1:56  
10:09 NM - GRIFFIN IV, Jay 61 yd run (McQUARLEY, Richard pass from TUIOTI, Tekava), 1-61 0:13  
06:11 NM - SANDERS, Jason 22 yd field goal, 6-31 1:01  
01:11 NM - GRIFFIN IV, Jay 19 yd pass from TUIOTI, Tekava (TUIOTI, Tekava pass failed), 8-80 1:27

	NMS	NM
<b>FIRST DOWNS</b>	23	21
<b>RUSHES-YARDS (NET)</b>	26-99	37-176
<b>PASSING YDS (NET)</b>	401	254
Passes Att-Comp-Int	57-34-1	38-20-2
<b>TOTAL OFFENSE PLAYS-YARDS</b>	83-500	75-430
Fumble Returns-Yards	0-0	1-7
Punt Returns-Yards	0-0	1-15
Kickoff Returns-Yards	1-7	2-40
Interception Returns-Yards	2-29	1-17
Punts (Number-Avg)	9-38.9	8-50.1
Fumbles-Lost	3-1	2-2
Penalties-Yards	10-82	13-104
Possession Time	30:22	29:38
Third-Down Conversions	6 of 18	2 of 13
Fourth-Down Conversions	1 of 1	1 of 1
Red-Zone Scores-Chances	2-2	4-4
Sacks By: Number-Yards	1-11	1-4

**RUSHING:** New Mexico State-Rose III, Larry 21-99; Huntley, Jason 2-4; Rogers, Tyler 2-1; TEAM 1-minus 5. New Mexico-GRIFFIN IV, Jay 1-61; CHESTNUT, Daryl 9-44; OWENS, Tyrone 9-33; McQUARLEY, Richard 10-30; TUIOTI, Tekava 2-8; JORDAN, Romell 2-8; JORDAN, Lamar 4-minus 8.

**PASSING:** New Mexico State-Rogers, Tyler 34-57-1-401. New Mexico-JORDAN, Lamar 10-19-2-103; TUIOTI, Tekava 10-19-0-151.

**RECEIVING:** New Mexico State-Scott, Jaleel 8-91; Rose III, Larry 7-48; Clark, OJ 4-49; Cramer, Conner 4-19; Lottie, Izaiah 3-102; Boone, J. 2-25; Huntley, Jason 2-24; Aganon, Josh 2-11; Muse, Anthony 1-26; Dan, Drew 1-6. New Mexico-DAVIS, Chris 8-81; GRIFFIN IV, Jay 5-95; HART-JOHNSON, Delane 2-42; CHESTNUT, Daryl 1-18; HIDALGO, Rafael 1-13; JORDAN, Romell 1-5; OWENS, Tyrone 1-4; McQUARLEY, Richard 1-minus 4.

**INTERCEPTIONS:** New Mexico State-Laforce, Ron 2-29. New Mexico-GIRGLE, Jacob 1-17.

**FUMBLES:** New Mexico State-Huntley, Jason 2-0; Clark, OJ 1-1. New Mexico-OWENS, Tyrone 1-1; McQUARLEY, Richard 1-1.

New Mexico State (1-1) vs. New Mexico (1-1)  
Date: Sep 09, 2017 • Site: Albuquerque, N.M. • Stadium: Dreamstyle Stadium  
Attendance: 32427

Kickoff time: 6:06 pm • End of Game: 9:36 • Total elapsed time: 3:30  
Officials: Referee: Jason McArthur; Umpire: Chad Walker; Linesman: Greg LeFils, Sr;  
Line judge: Walter Flowers; Back judge: Frank Sanchez; Field judge: Dan Moore;  
Side judge: Keith Claiborne; Center judge: Greg LeFils, Jr;  
Temperature: 88 F • Wind: SSW 11 • Weather: Mostly cloudy

# SEASON BOX SCORES



**14** Game 3: 9/14/2017  
**Boise, Idaho**  
**28** Att: 28,385

**BOISE, Idaho** --- The New Mexico Lobos' defense kept them in the game, but in the end it wasn't enough to overcome a stout Boise State defense as the Lobos dropped a 28-14 decision in Boise to fall to 1-2 on the season and 0-1 in the Mountain West.

UNM stayed close the whole way, but got into trouble on offense when Lamar Jordan took a vicious late hit after throwing the ball away from Chase Hatada, who was ejected for targeting. Unfortunately, UNM lost the services of Jordan for the game as he was injured and couldn't return. With Tevaka Tuoti, the author of UNM's near comeback last week vs. New Mexico State back in Albuquerque with an injury, that left it up to Coltin Gerhart. Gerhart was not just taking his first snaps for UNM, but his first snaps since high school in 2013.

UNM fell behind after fumbling the ball on the opening drive, a drive which saw UNM move into Bronco territory. BSU got a 28-yard touchdown run from Montell Cozart in his first start at quarterback for a 7-0 lead. UNM answered early in the second quarter when Tyrone Owens took a pitch and scored from 5 yards out to make it 7-7, but BSU answered right back with an 8-play, 91-yard drive capped by a short touchdown catch by Jake Roh.

It stayed that way until just before half, when Jordan was knocked out of the game. Gerhart came in and led UNM into BSU territory, but a 53-yard field goal attempt by Jason Sanders was long enough but wide to the left. That kept the game 14-7, and it stayed that way until the fourth.

UNM's defense kept them in the game until early in the fourth quarter, when after getting pinned at its own 1-yard line, UNM was forced to punt from there, and BSU took the ensuing possession for a short 17-yard touchdown drive, capping it off with a trick-play touchdown as the tight end Roh took a direct snap for a 6-yard touchdown. Roh added another touchdown catch to make it 28-7 with 3:11 left.

Down 28-7, Gerhart threw a 14-yard touchdown to Anselem Umeh for his first career touchdown pass and Umeh's first career catch to make it 28-14. BSU recovered the onside kick and then took a pair of kneel-downs to end it.

UNM took a lot of chances, converting a fake punt for a first down and going 2-for-4 on fourth down, with one of the misses actually a conversion before the McQuarley fumble. UNM also tried a flea flicker in the fourth quarter that looked open but Gerhart was hit as he threw and the ball was picked off.

However, it was UNM's stout defense that kept it close, throwing five three-and-outs and allowing just 5.4 yards per play. UNM's offense was limited to just 267 yards on the night, outgaining Boise State 277-264.

Score by Quarters	1	2	3	4	Total
New Mexico	0	7	0	7	14
Boise State	7	7	0	14	28

### Qtr Time Scoring play

1st 09:49 BSU - COZART, Montell 28 yd run (HOGGARTH, Haden kick), 5-46 2:03  
2nd 14:15 NM - OWENS, Tyrone 5 yd run (SANDERS, Jason kick), 10-42 4:37  
09:47 BSU - ROH, Jake 5 yd pass from COZART, Montell (HOGGARTH, Haden kick), 8-90 4:28  
4th 11:55 BSU - ROH, Jake 6 yd run (HOGGARTH, Haden kick), 3-17 1:01  
03:11 BSU - ROH, Jake 15 yd pass from COZART, Montell (HOGGARTH, Haden kick), 8-58 4:27  
01:11 NM - UMEH, Anselem 14 yd pass from GERHART, Coltin (SANDERS, Jason kick), 6-75 2:00

	NM	BSU
FIRST DOWNS	18	12
RUSHES-YARDS (NET)	51-198	32-127
PASSING YDS (NET)	79	137
Passes Att-Comp-Int	16-8-1	19-15-0
TOTAL OFFENSE PLAYS-YARDS	67-277	51-264
Fumble Returns-Yards	0-0	1-14
Punt Returns-Yards	2-4	2-28
Kickoff Returns-Yards	2-38	1-19
Interception Returns-Yards	0-0	1-2
Punts (Number-Avg)	6-41.7	6-43.0
Fumbles-Lost	1-1	0-0
Penalties-Yards	1-5	8-73
Possession Time	33:04	26:56
Third-Down Conversions	3 of 13	4 of 11
Fourth-Down Conversions	2 of 4	0 of 1
Red-Zone Scores-Chances	2-2	3-3
Sacks By: Number-Yards	1-1	1-16

RUSHING: New Mexico-GERHART, Coltin 8-49; OWENS, Tyrone 14-46; McQUARLEY, Richard 10-36; CHESTNUT, Daryl 5-28; JORDAN, Lamar 9-20; JORDAN, Romell 4-12; GRIFFIN IV, Jay 1-7. Boise State-COZART, Montell 9-71; WOLPIN, Ryan 11-39; MATTISON, Alex 6-10; MAHONE, Robert 2-7; ROH, Jake 1-6; TEAM 3-minus 6.

PASSING: New Mexico-GERHART, Coltin 7-13-1-67; JORDAN, Lamar 1-2-0-12; TEAM 0-1-0-0. Boise State-COZART, Montell 15-19-0-137.

RECEIVING: New Mexico-HART-JOHNSON, Delane 2-24; DAVIS, Chris 2-22; REED, Patrick 2-17; UMEH, Anselem 1-14; JORDAN, Romell 1-2. Boise State-WILSON, Cedrick 3-64; ROH, Jake 3-25; MDDSTER, Sean 3-12; WOLPIN, Ryan 2-8; RICHARDSON, AJ 1-11; MATTISON, Alex 1-9; DHAENENS, Alec 1-8; THOMAS, CT 1-0.

INTERCEPTIONS: New Mexico-None. Boise State-VANDER ESCH, L. 1-2.

FUMBLES: New Mexico-McQUARLEY, Richard 1-1. Boise State-None.

New Mexico (1-2, 0-1) vs. Boise State (2-1, 1-0)  
Date: Sep 14, 2017 • Site: Boise, Idaho • Stadium: Albertsons Stadium  
Attendance: 28385

Kickoff time: 6:05 • End of Game: 9:07pm • Total elapsed time: 3:02  
Officials: Referee: Mike Defee; Umpire: Robert Richeson; Linesman: Cal McNeil;  
Line judge: Derek Anderson; Back judge: Terry Jones; Field judge: Joe Blubaugh;  
Side judge: Lo'van Pham; Center judge: Marvel July;  
Temperature: 70F • Wind: NW 10mph • Weather: Partly Cloudy

# THE UNIVERSITY OF NEW MEXICO FOOTBALL



**16** Game 4: 9/23/2017  
**Tulsa, Okla.**  
**13** Att: 18,026

**TULSA, Okla.** --- There were heroes aplenty, but the biggest was certainly Jason Sanders, who kicked a career-long 53-yard field goal with no time left to propel the Lobos to a 16-13 win in the sweltering heat and humidity at Tulsa, evening UNM's record at 2-2.

Sanders' field goal was his third of the game, and it came after a false start penalty moved the attempt back five yards. The winning kick and drive was set up by a diving interception by Bijon Parker, which was UNM's only takeaway of the game and UNM effectively killed off the final 4:43 of the game.

Parker's interception was of the diving variety, and it gave UNM the ball on its own 44-yard line. UNM then went just 22 yards, but took up 10 plays, with Romell Jordan converting a huge 3rd-and-1 and then Coltin Gerhart converting a 3rd-and-4. UNM then ran it twice for three yards, setting up Sanders' kick.

UNM get an unbelievable effort from both Coltin Gerhart in his first start at quarterback since high school in 2013, rushing for 156 yards and throwing for another 108 yards. He also scored UNM's only touchdown of the game, diving in from 19-yards out to finish off UNM's opening drive of the game.

Defensively however might be where the real story lies, as UNM's stout defense allowed just 286 yards on 58 plays, 35 plays below its average. After UNM fumbled on fourth-and-1 at the Tulsa 2-yard line, Tulsa drove deep into UNM territory. It looked like D'Angelo Brewer would give the Golden Hurricane the lead as he broke free down the UNM sideline, but Michael Sewell, Jr., who had just entered the game, chased him down at the UNM 24-yard line. Tulsa had to settle for a short Redford Jones field goal to tie the game at 13-all seven seconds into the fourth quarter.

UNM's defense consistently came up with big plays. Along with Sewell, Jr. and Parker, Jordan Flack's sack on fourth down ended a drive, and UNM forced four punts. Tulsa, which was averaging over 360 yards per game on the ground, totaled just 155, while UNM churned out 338.

Churning might be the operative word, as UNM had clock consuming drives of 8:41 and 9:55 in the game, playing an effective version of keep-away with Tulsa's offense. UNM held the ball for an unreal 42:41 in the game, and it was spread out, with over 21 minutes of possession time each half.

UNM took a 7-0 lead on the opening drive, going 79 yards in six plays, all on the ground, the last 19 from Gerhart. The two teams traded field goals, with Jones from 50 and Sanders from 34 before Tulsa tied it with 12:49 left in the first half on a 4-yard Brewer run. Sanders gave UNM a lead on the ensuing drive with a 39-yard field goal and it stayed 13-10 UNM through the half.

Jones' 26-yard field goal tied it seven seconds into the fourth and it stayed that way until Sanders' career-long boot into the wind walked it off.

Score by Quarters	1	2	3	4	Total
New Mexico	7	6	0	3	16
Tulsa	3	7	0	3	13

### Qtr Time Scoring play

1st 11:32 NM - GERHART, Coltin 19 yd run (SANDERS, Jason kick), 6-79 3:28  
07:45 TLS - JONES, R. 50 yd field goal, 7-14 1:20  
2nd 13:57 NM - SANDERS, Jason 34 yd field goal, 17-73 8:41  
12:49 TLS - BREWER, D. 4 yd run (JONES, R. kick), 5-75 1:08  
08:08 NM - SANDERS, Jason 39 yd field goal, 8-59 4:35  
4th 14:53 TLS - JONES, R. 26 yd field goal, 12-84 3:57  
00:00 NM - SANDERS, Jason 53 yd field goal, 10-22 4:43

	NM	TLS
FIRST DOWNS	25	15
RUSHES-YARDS (NET)	59-338	31-155
PASSING YDS (NET)	108	131
Passes Att-Comp-Int	14-9-1	27-13-1
TOTAL OFFENSE PLAYS-YARDS	73-446	58-286
Fumble Returns-Yards	0-0	0-0
Punt Returns-Yards	1-16	0-0
Kickoff Returns-Yards	3-45	0-0
Interception Returns-Yards	1-0	1-18
Punts (Number-Avg)	1-46.0	4-44.5
Fumbles-Lost	4-2	0-0
Penalties-Yards	6-49	6-59
Possession Time	42:41	17:19
Third-Down Conversions	6 of 15	5 of 13
Fourth-Down Conversions	1 of 3	1 of 2
Red-Zone Scores-Chances	3-5	2-2
Sacks By: Number-Yards	2-16	1-5

RUSHING: New Mexico-GERHART, Coltin 24-156; JORDAN, Romell 12-54; OWENS, Tyrone 6-43; McQUARLEY, Richard 10-34; CHESTNUT, Daryl 4-23; GRIFFIN IV, Jay 1-20; CARROLL, Bryson 1-10; TEAM 1-minus 2. Tulsa-BREWER, D. 16-131; BROOKS, S. 9-28; PRESIDENT, C. 6-minus 4.

PASSING: New Mexico-GERHART, Coltin 9-14-1-108. Tulsa-PRESIDENT, C. 13-27-1-131.

RECEIVING: New Mexico-DAVIS, Chris 4-60; SHULER, Zahneer 1-27; McQUARLEY, Richard 1-6; CHESTNUT, Daryl 1-6; DRENNAN, Q' 1-6; GRIFFIN IV, Jay 1-3. Tulsa-HOBBS, J. 7-93; JOHNSON, K. 3-14; BREWER, D. 1-11; STEWART, J. 1-8; CARTER, N. 1-5.

INTERCEPTIONS: New Mexico-PARKER, Bijon 1-0. Tulsa-SUITS, C. 1-18.

FUMBLES: New Mexico-GERHART, Coltin 2-1; CHESTNUT, Daryl 1-0; McQUARLEY, Richard 1-1. Tulsa-None.

New Mexico (2-2) vs. Tulsa (1-3)  
Date: Sep 23, 2017 • Site: Tulsa, Okla. • Stadium: H.A. Chapman Stadium  
Attendance: 18026

Kickoff time: 12:30 pm • End of Game: 3:29 pm • Total elapsed time: 2:59  
Officials: Referee: M. VanderVelde; Umpire: Rico Orso; Linesman: Bill Scott;  
Line judge: John Kilmer; Back judge: Robert Lewis; Field judge: Matt Binford;  
Side judge: Steve Heiman; Center judge: Greg Reid;  
Temperature: 87 • Wind: SSE @ 11 • Weather: partly cloudy

# SEASON BOX SCORES



**38** Game 5: 9/30/2017  
Albuquerque, N.M.  
**56** Att: 21,864

**ALBUQUERQUE, N.M.** --- Senior Richard McQuarley tied a 21-year-old program record with five rushing touchdowns on Saturday night to lead the Lobos to a 56-38 rout of the visiting Air Force Falcons. The 18-point margin of victory marks the first time in the Bob Davie era that a matchup between the two teams was decided by more than 12 points.

With the win, New Mexico improves to 3-2 on the season and 1-1 in the Mountain West. In his first game back from an injury against Boise State on Sept. 14, Lamar Jordan threw for 146 yards and two touchdowns, in addition to rushing for 68 yards. Tyrone Owens compiled 84 yards on the ground, while Romell Jordan added 28 yards and a touchdown. New Mexico finished the night with 509 yards of total offense, while the defense recorded four sacks for a loss of 29 yards.

The Lobos went three-and-out on their opening possession, but forced Air Force to punt on its first two drives of the night. McQuarley put the Lobos on the board with a three-yard rush with 2:22 remaining in the first quarter, set up by a 15-yard carry by Tyrone Owens. After the 61-minute weather delay, the Falcons answered with a 15-yard run by Tim McVey to tie the game at seven with 12 minutes left in the second quarter.

A minute later, facing third-and-six on his own 29-yard line, Jordan found Jay Griffin IV for the 71-yard touchdown pass to take a 14-7 lead. Air Force tied the game again at 14 with a 28-yard pass from Arion Worthman to Geraud Sanders, and then forced the Lobos to punt on their following possession.

Following a fourth-and-one conversion at the New Mexico four-yard line, the Falcons took their first lead of the night with 1:39 remaining in the half on a one-yard rush by Worthman.

After the teams traded punts to open the third quarter, Jordan connected with Delane Hart-Johnson for a 49-yard score on the first play of the Lobos' next drive, tying the score at 21. Two minutes later, Garrett Hughes forced an Air Force fumble, which was recovered by Jake Rothschilder on the Falcons' 21-yard line. After two 10-yard carries from Owens and Lamar Jordan, McQuarley capped off the drive with a six-yard run to give the Lobos a 28-21 lead.

On its following drive, New Mexico seemed to stop Air Force in a fourth-and-three attempt, only to have the play negated by a facemask penalty. Three snaps later, an incomplete pass by Worthman left the Falcons facing fourth-and-10 on New Mexico's 16-yard line, and Air Force kicked a 33-yard field goal to slim the Lobo lead to four, 28-24.

After a touchback gave New Mexico the ball on its own 25-yard line, Lamar Jordan ran the Lobos into Air Force territory on a 39-yard carry. Romell Jordan finished the drive with a four-yard touchdown run to give New Mexico a 35-24 lead.

An Air Force fumble on the ensuing kickoff gave the ball back to New Mexico to end the third quarter, and the Lobos scored on a five-yard, McQuarley rush to make the score 42-24 Lobos.

The Falcons cut the lead to 42-31 on a 21-yard pass from Worthman to Ronald Cleveland, but McQuarley made the score 49-31 on a 63-yard rush, the longest of his career to that point. In nearly identical fashion, Air Force scored again on its next possession, only to have McQuarley break his career-long rush again with a 65-yard touchdown three minutes later.

Score by Quarters	1	2	3	4	Total
Air Force	0	21	3	14	<b>38</b>
New Mexico	7	7	21	21	<b>56</b>

Qtr	Time	Scoring play
1st	02:22	NM - McQUARLEY, Richard 3 yd run (SANDERS, Jason kick), 13-70 6:49
2nd	12:04	AF - MCVEY, Tim 15 yd run (STREBEL, Luke kick), 12-75 5:18
	10:48	NM - GRIFFIN IV, Jay 71 yd pass from JORDAN, Lamar (SANDERS, Jason kick), 3-75 1:16
	07:58	AF - SANDERS, Geraud 28 yd pass from WORTHMAN, Arion (STREBEL, Luke kick), 6-70 2:50
	01:39	AF - WORTHMAN, Arion 1 yd run (STREBEL, Luke kick), 11-72 4:48
3rd	11:25	NM - HART-JOHNSON, Delane 49 yd pass from JORDAN, Lamar (SANDERS, Jason kick), 1-49 0:11
	08:31	NM - McQUARLEY, Richard 6 yd run (SANDERS, Jason kick), 3-21 0:54
	02:10	AF - STREBEL, Luke 33 yd field goal, 15-59 6:21
	00:21	NM - JORDAN, Romell 4 yd run (SANDERS, Jason kick), 4-75 1:57
4th	14:25	NM - McQUARLEY, Richard 5 yd run (SANDERS, Jason kick), 3-17 0:48
	11:01	AF - CLEVELAND, R. 21 yd pass from WORTHMAN, Arion (STREBEL, Luke kick), 9-75 3:24
	06:59	NM - McQUARLEY, Richard 63 yd run (SANDERS, Jason kick), 6-87 3:52
	04:07	AF - REFFITT, Ryan 17 yd pass from WORTHMAN, Arion (STREBEL, Luke kick), 9-75 2:52
	03:57	NM - McQUARLEY, Richard 65 yd run (SANDERS, Jason kick), 1-65 0:10

	AF	NM
<b>FIRST DOWNS</b>	26	16
<b>RUSHES-YARDS (NET)</b>	63-238	41-363
<b>PASSING YDS (NET)</b>	158	146
Passes Att-Comp-Int	18-9-0	9-4-0
<b>TOTAL OFFENSE PLAYS-YARDS</b>	81-396	50-509
Fumble Returns-Yards	0-0	0-0
Punt Returns-Yards	0-0	1-9
Kickoff Returns-Yards	1-10	2-32
Interception Returns-Yards	0-0	0-0
Punts (Number-Avg)	4-47.8	5-51.4
Fumbles-Lost	3-2	1-0
Penalties-Yards	2-15	7-65
Possession Time	35:17	24:43
Third-Down Conversions	7 of 15	4 of 9
Fourth-Down Conversions	2 of 2	0 of 0
Red-Zone Scores-Chances	4-4	4-4
Sacks By: Number-Yards	0-0	4-29

**RUSHING:** Air Force-WORTHMAN, Arion 30-90; MCVEY, Tim 14-74; BIRDOW, Taven 12-50; STAFFORD, Jacob 3-11; WILSON, Parker 3-9; MILLER, Malik 1-4. New Mexico-McQUARLEY, Richard 11-179; OWENS, Tyrone 16-84; JORDAN, Lamar 10-68; JORDAN, Romell 3-28; GRIFFIN IV, Jay 1-4.

**PASSING:** Air Force-WORTHMAN, Arion 9-17-0-158; ROMINE, Nate 0-1-0-0. New Mexico-JORDAN, Lamar 4-9-0-146.

**RECEIVING:** Air Force-SANDERS, Geraud 4-54; BENNETT, Marcus 2-49; CLEVELAND, R. 2-38; REFFITT, Ryan 1-17. New Mexico-GRIFFIN IV, Jay 2-75; HART-JOHNSON, Delane 1-49; JORDAN, Romell 1-22.

**INTERCEPTIONS:** Air Force-None. New Mexico-None.

**FUMBLES:** Air Force-WORTHMAN, Arion 1-1; MILLER, Malik 1-1; MCVEY, Tim 1-0. New Mexico-JORDAN, Lamar 1-0.

Air Force (1-3,0-2) vs. New Mexico (3-2,1-1)  
Date: Sep 30, 2017 • Site: Albuquerque, N.M. • Stadium: Dreamstyle Stadium  
Attendance: 21864

Kickoff time: 5:02 pm • End of Game: 9:12 • Total elapsed time: 4:10  
Officials: Referee: C. Castleberry; Umpire: Jim Adams; Linesman: Cam McNeill;  
Line judge: Kelly Deterding; Back judge: Donnie Aultmann; Field judge: Scott Gaines;  
Side judge: Anth. Flemming; Center judge: Chris Talent;  
Temperature: 68F • Wind: SSW 12 • Weather: Thunderstorms

# THE UNIVERSITY OF NEW MEXICO FOOTBALL



**0** Game 6: 10/14/2017  
Fresno, Calif.  
**38** Att: 28,090

**FRESNO, Calif.** --- Not much went right for New Mexico as Fresno State rolled up 526 yards of offense and limited New Mexico to just 322 as the Bulldogs took a 38-0 win over the Lobos, dropping UNM to 3-3 overall and 1-2 in the Mountain West.

New Mexico had a shot at an early lead after both teams punted twice on its opening two possessions. Tevaka Tuioti hit Q' Drennan with a 38-yard pass to move into Fresno State territory where Jason Sanders lined up for a 44-yard field goal, but a low snap threw off the timing of the kick and it sailed wide left.

Fresno State took over and Marcus McMariyon hit Jamire Jordan for a 70-yard touchdown two plays later, and that made it 7-0. Fresno State wasn't done, getting another pass, this one 75 yards to Keesean Johnson to set up a 12 yard score, also to Johnson, to make it 14-0. It turned 21-0 in the second quarter on a short Ronnie Rivers run after a 57-yard McMariyon scramble on 3rd-and-17.

It went into the half at 21-0, but the second half saw UNM uncharacteristically struggle again. UNM opened the second half by twice driving behind Tuioti into Fresno State territory, only to be done in by turnovers. First Jay Griffin IV fumbled as he went against the grain at the Fresno State 45, and on the next drive Tuioti's pass to Chris Davis, Jr. to the five was broken up, and the ricochet went straight to Mike Bell for an interception.

For UNM, the best player on the field might have been punter Corey Bojorquez. Playing in front of friends and family, he averaged 46.0 yards per kick on nine punts, nailing a career-best seven inside the 20, including three 50 yards punts. He netted 43.7 yards per kick.

The Lobos, down 38-0, UNM went for it on fourth-and-goal at the 3-yard line and threw incomplete. Fresno State was able to run the clock out from there.

McMariyon completed just 13 passes against UNM, but they went for 299 yards. UNM gained just 109 on the ground, and Tuioti threw for 200 on 13 of 24 passing.

UNM gets a short week now to get ready for Colorado State on ESPN2 at 8:15 p.m. on Friday night.

Score by Quarters	1	2	3	4	Total
New Mexico	0	0	0	0	<b>0</b>
Fresno State	14	7	10	7	<b>38</b>

Qtr	Time	Scoring play
1st	04:30	FS - JORDAN, Jamire 70 yd pass from McMARYION, M. (CAMACHO, Jimmy kick), 2-74 0:44
	00:41	FS - JOHNSON, Keesean 12 yd pass from McMARYION, M. (CAMACHO, Jimmy kick), 2-87 0:48
2nd	10:26	FS - RIVERS, Ronnie 4 yd run (CAMACHO, Jimmy kick), 5-82 2:25
3rd	08:04	FS - CAMACHO, Jimmy 37 yd field goal, 8-35 2:31
4th	02:35	FS - JORDAN, Jamire 32 yd pass from McMARYION, M. (CAMACHO, Jimmy kick), 1-32 0:07
	08:05	FS - HOKIT, Josh 12 yd run (CAMACHO, Jimmy kick), 7-84 3:51

	NM	FS
<b>FIRST DOWNS</b>	14	17
<b>USHES-YARDS (NET)</b>	37-109	36-227
<b>PASSING YDS (NET)</b>	213	299
Passes Att-Comp-Int	30-15-1	23-13-0
<b>TOTAL OFFENSE PLAYS-YARDS</b>	67-322	59-526
Fumble Returns-Yards	0-0	1-3
Punt Returns-Yards	0-0	1-1
Kickoff Returns-Yards	4-61	0-0
Interception Returns-Yards	0-0	1-18
Punts (Number-Avg)	9-46.0	6-41.0
Fumbles-Lost	3-1	2-1
Penalties-Yards	3-35	2-25
Possession Time	33:44	26:16
Third-Down Conversions	2 of 14	4 of 13
Fourth-Down Conversions	0 of 2	1 of 1
Red-Zone Scores-Chances	0-1	4-4
Sacks By: Number-Yards	1-13	2-8

**RUSHING:** New Mexico-OWENS, Tyrone 10-29; CHESTNUT, Daryl 5-29; McQUARLEY, Richard 5-20; TUIOTI, Tevaka 5-14; JORDAN, Romell 4-11; GRIFFIN IV, Jay 3-7; JORDAN, Lamar 4-0; MORAN, Kentrail 1-minus 1. Fresno State-HOKIT, Josh 14-70; MIMS, Jordan 10-65; McMARYION, M. 4-50; RIVERS, Ronnie 6-39; O'NEAL, Jeonte 1-5; VIRGIL, Chason 1-minus 2.

**PASSING:** New Mexico-TUIOTI, Tevaka 13-24-1-200; JORDAN, Lamar 2-6-0-13. Fresno State-McMARYION, M. 3-23-0-299.

**RECEIVING:** New Mexico-HART-JOHNSON, Delane 2-56; DRENNAN, Q' 2-49; UMEH, Anselem 2-45; SHULER, Jahneer 2-23; GRIFFIN IV, Jay 2-13; JORDAN, Romell 2-8; MOLINA, Aaron 1-8; CHESTNUT, Daryl 1-7; AVIS, Chris 1-4. Fresno State-JOHNSON, Keesean 5-105; JORDAN, Jamire 3-108; MIMS, Jordan 1-29; IOKIT, Josh 1-27; RICE, Jared 1-22; GRIM, Derrion 1-7; SCOTT, Da'Mari 1-1.

**INTERCEPTIONS:** New Mexico-None. Fresno State-BELL, Mike 1-18.

**FUMBLES:** New Mexico-JORDAN, Lamar 1-0; OWENS, Tyrone 1-0; GRIFFIN IV, Jay 1-1. Fresno State-RIVERS, Ronnie 1-1; MIMS, Jordan 1-0.

New Mexico (3-3,1-2) vs. Fresno State (4-2,3-0)  
Date: Oct 14, 2017 • Site: FRESNO, Calif. • Stadium: Bulldog Stadium  
Attendance: 28090

Kickoff time: 7:08pm • End of Game: 10:05pm • Total elapsed time: 2:57  
Officials: Referee: Kevin Boltmann; Umpire: M. Henderson; Linesman: Greg Downum;  
Line judge: Jay Bilbo; Back judge: Alvin Moore; Field judge: Robert Asel;  
Side judge: D. Gurschman; Center judge: Tyree Walton;  
Temperature: 70 • Wind: 5 mph • Weather: Clear

# SEASON BOX SCORES



**27** Game 7: 10/20/2017  
Albuquerque, N.M.  
**24** Att: 17,385



**ALBUQUERQUE, N.M.** --- The University of New Mexico's comeback bid fell just short, losing 27-24 to Colorado State in its "Lobos Love Pink" game despite Tyrone Owens rushing for 159 yards and a touchdown.

Overall the team outgained Colorado State 450-411 and UNM rushed for 354 yards a week after getting just 109, despite massive changes along the offensive line.

Down 27-17 after a Wyatt Bryan 52-yard field goal with 5:05 to go, UNM mounted one last comeback attempt and nearly pulled off a miracle. It took 14 plays and 75 yards, but UNM eventually answered with a 12-yard touchdown pass from Tuioti to Aaron Molina, Molina's first as a Lobo, to bring New Mexico within three at 27-24 with 0:22 left on the clock. The drive took a while as there was a sequence of five penalties on six plays.

Down 27-24, Jason Sander's attempted an onside kick, and it bounced off of CSU's Dalton Fackrell and UNM pounced on it, giving them one last shot with 22 seconds left and no timeouts. Tuioti scrambled to the Ram 47, but his next two passes were incomplete, the second after the original ruling of a catch was overturned on the field and then held up on review.

With three seconds left, UNM passed on a 64-yard field goal attempt into the wind and went for the desperation Hail Mary, but Evan Colorito sacked Tuioti before he could get the pass off, ending the game.

The loss is the Lobos' eighth consecutive against the Rams; the last time they beat Colorado State was a 29-27 win on Nov. 21, 2009.

Despite being an underdog in the contest, New Mexico kept the game close, holding Colorado State to only 63 yards of offense in the first quarter. The Lobos received the opening kickoff but turned the ball over on downs after a Daryl Chestnut run was spotted short of a first down on the Colorado State 32-yard line. After the Rams took over, New Mexico similarly stopped the Colorado State fourth-down run short of a first down to regain possession.

New Mexico got on the board first with a three-yard run by McQuarley with 35 seconds left in the first quarter to make the score 7-0. The touchdown was set up by a 21-yard run by Chestnut and a 19-yard carry by Owens.

The Lobos forced Colorado State to punt on its following drive before marching back down the field to the Rams' 23-yard line. Facing 4th-and-3, UNM elected to kick a field goal, but Sanders missed the 40-yard attempt to keep the score at 7-0.

Colorado State answered with a series of carries by Izzy Matthews and finished the drive with a 7-yard touchdown pass from Nick Stevens to Dalton Fackrell to tie the score at 7-7 with 7:48 left in the half.

Tevaka Tuioti came in at quarterback on the Lobos' next drive, but they went 3-and-out with two short carries and one incompleton.

The Rams quickly moved the ball down the field to score on a 14-yard pass from Stevens to Olabisi Johnson, taking a 14-7 lead with 2:19 remaining in the half.

Owens quickly advanced the Lobos to the 50-yard line with a 24-yard run, and a Colorado State personal foul gave the Lobos the ball on the Rams' 35. After a short run and two dropped passes, Sanders kicked a 51-yard field goal to cut the lead to 14-10.

After the Lobos kicked off to Colorado State with 1:16 left in the half, the Rams scored on a one-yard rush by Matthews to take a 21-10 lead going into the break.

Score by Quarters	1	2	3	4	Total
Colorado State	0	21	0	6	27
New Mexico	7	3	7	7	24

Qtr	Time	Scoring play
1st	00:35	NM - McQUARLEY, Richard 3 yd run (SANDERS, Jason kick), 9-74 5:09
2nd	07:48	CSU - FACKRELL, D. 7 yd pass from STEVENS, N. (BRYAN, W. kick), 6-77 3:17
02:19	CSU - JOHNSON, O. 14 yd pass from STEVENS, N. (BRYAN, W. kick), 9-89 3:50	
01:16	NM - SANDERS, Jason 51 yd field goal, 6-40 1:00	
00:17	CSU - MATTHEWS, I. 1 yd run (BRYAN, W. kick), 6-75 0:59	
3rd	08:00	NM - OWENS, Tyrone 25 yd run (SANDERS, Jason kick), 2-72 0:46
14:49	CSU - BRYAN, W. 40 yd field goal, 9-53 3:10	
05:05	CSU - BRYAN, W. 52 yd field goal, 9-31 5:14	
00:24	NM - MOLINA, Aaron 12 yd pass from TUIOTI, Tekava (SANDERS, Jason kick), 14-75 4:41	

	CSU	NM
<b>FIRST DOWNS</b>	23	21
<b>RUSHES-YARDS (NET)</b>	35-180	48-318
<b>PASSING YDS (NET)</b>	231	132
Passes Att-Comp-Int	33-17-0	19-7-0
<b>TOTAL OFFENSE PLAYS-YARDS</b>	68-411	67-450
Fumble Returns-Yards	0-0	0-0
Punt Returns-Yards	1-21	3-15
Kickoff Returns-Yards	0-0	2-35
Interception Returns-Yards	0-0	0-0
Punts (Number-Avg)	5-47.2	3-57.7
Fumbles-Lost	0-0	3-1
Penalties-Yards	8-88	12-105
Possession Time	29:12	30:48
Third-Down Conversions	7 of 15	2 of 12
Fourth-Down Conversions	0 of 1	2 of 5
Red-Zone Scores-Chances	3-3	2-2
Sacks By: Number-Yards	2-17	1-9

**RUSHING:** Colorado State-MATTHEWS, I. 21-116; DAWKINS, D. 12-71; STEVENS, N. 2-minus 7. New Mexico-OWENS, Tyrone 16-159; McQUARLEY, Richard 11-73; TUIOTI, Tekava 9-62; CHESTNUT, Daryl 6-27; GRIFFIN IV, Jay 2-3; JORDAN, Lamar 2-2; TEAM 1-minus 2; JORDAN, Romell 1-minus 6.

**PASSING:** Colorado State-STEVENS, N. 17-33-0-231. New Mexico-TUIOTI, Tekava 5-16-0-84; JORDAN, Lamar 2-3-0-48.

**RECEIVING:** Colorado State-GALLUP, M. 6-58; JOHNSON, O. 5-77; FACKRELL, D. 3-40; MATTHEWS, I. 1-22; JACKSON, W. 1-18; DAWKINS, D. 1-16. New Mexico-DRENNAN, Q. 2-63; WILLIAMS, Marcus 1-27; REED, Patrick 1-21; MOLINA, Aaron 1-12; OWENS, Tyrone 1-6; DAVIS, Chris 1-3.

**INTERCEPTIONS:** Colorado State-None. New Mexico-None.

**FUMBLES:** Colorado State-None. New Mexico-McQUARLEY, Richard 1-1; TUIOTI, Tekava 1-0; JORDAN, Romell 1-0.

Colorado State (6-2,4-0) vs. New Mexico (3-4,1-3)  
Date: Oct 20, 2017 • Site: Albuquerque, N.M. • Stadium: Dreamstyle Stadium  
Attendance: 17358

Kickoff time: 8:21 pm • End of Game: 12:01 • Total elapsed time: 3:40  
Officials: Referee: Reggie Smith; Umpire: Tab Slaughter; Linesman: Mike Moeller;  
Line Judge: Mark Stewart; Back judge: Lyndon Nixon; Field judge: Matt Mills;  
Side Judge: Tim Murray; Center Judge: Daniel Scanlan;  
Temperature: 56 • Wind: 12 MPH • Weather: Cool

# THE UNIVERSITY OF NEW MEXICO FOOTBALL



**3** Game 8: 10/28/2017  
Laramie, Wyo.  
**42** Att: 18,249



**ALBUQUERQUE, N.M.** --- New Mexico turned the ball over five times in a forgettable first half and seven overall accounting for 35 points and Wyoming ended a three-game losing streak to the Lobos with a 42-3 win in Laramie. The loss was UNM's third straight and it dropped UNM to 3-5 on the season.

The first turnover of the game proved costly. After both teams defensively forced a pair of punts, Lamar Jordan attempted a screen pass to Tyrone Owens, but Carl Granderson picked it off and rumbled to the 3-yard line, where Josh Allen sneaked over two plays later giving Wyoming a 7-0 lead.

It stayed that way until the second quarter when Tevaka Tuioti was intercepted on the next drive, leading to the first of three Austin Fort touchdowns. Fort would score again after Chris Davis muffed a punt, Wyoming's third touchdown of the game. To that point, UNM's defense had allowed just 94 yards of offense, but three short fields, two in the red zone, hurt.

After Fort's third touchdown, Tuioti was picked off two more times, each leading to touchdowns, making it 42-0 at the half.

New Mexico struggled offensively on the road for a third straight game. The five interceptions marked the most since throwing five against Colorado State in 2001.

New Mexico didn't get on the board until the fourth quarter when the Lobo drove all the way down to the Wyoming 11-yard line behind Lamar Jordan. However, on third down he was sacked, and Jason Sanders hammered in a 42-yard field goal to break the shutout. It ended a string of seven straight scoreless quarters on the road.

Along with the five interceptions, UNM suffered a pair of turnovers on fumbled punts. UNM's defense allowed 42 points, but that was a bit of a mirage, as the defense limited Wyoming to just 75 yards rushing and only 309 total.

Score by Quarters	1	2	3	4	Total
New Mexico	0	0	0	3	3
Wyoming	7	35	0	0	42

Qtr	Time	Scoring play
1st	02:37	WY - ALLEN, Josh 1 yd run (ROTHER, Cooper kick), 2-3 0:26
2nd	12:07	WY - FORT, Austin 4 yd pass from ALLEN, Josh (ROTHER, Cooper kick), 6-29 2:03
07:32	WY - FORT, Austin 2 yd run (ROTHER, Cooper kick), 2-16 0:36	
03:25	WY - FORT, Austin 11 yd pass from ALLEN, Josh (ROTHER, Cooper kick), 7-80 2:56	
02:46	WY - OKWOLI, John 19 yd pass from ALLEN, Josh (ROTHER, Cooper kick), 2-30 0:23	
00:58	WY - JOHNSON, C.J. 38 yd pass from ALLEN, Josh (ROTHER, Cooper kick), 1-38 0:00	
4th	14:08	NM - SANDERS, Jason 42 yd field goal, 14-59 7:14

	NM	WY
<b>FIRST DOWNS</b>	13	18
<b>RUSHES-YARDS (NET)</b>	40-115	32-75
<b>PASSING YDS (NET)</b>	69	234
Passes Att-Comp-Int	25-10-5	28-16-0
<b>TOTAL OFFENSE PLAYS-YARDS</b>	65-184	60-309
Fumble Returns-Yards	0-0	1-3
Punt Returns-Yards	3--12	1-2
Kickoff Returns-Yards	6-126	0-0
Interception Returns-Yards	0-0	5-51
Punts (Number-Avg)	6-53.7	8-40.8
Fumbles-Lost	2-2	0-0
Penalties-Yards	6-55	5-50
Possession Time	32:10	27:50
Third-Down Conversions	6 of 18	4 of 13
Fourth-Down Conversions	1 of 1	0 of 1
Red-Zone Scores-Chances	1-1	5-6
Sacks By: Number-Yards	0-0	2-18

**RUSHING:** New Mexico-McQUARLEY, Richard 13-43; OWENS, Tyrone 7-42; GERHART, Colin 2-12; JORDAN, Lamar 8-8; MORAN, Kentrail 4-6; TUIOTI, Tekava 3-3; JORDAN, Romell 2-1; CHESTNUT, Daryl 1-0. Wyoming-WOODS, Trey 11-25; OVERSTREET, K. 7-24; ALLEN, Josh 4-20; SMITH, Nick 2-8; FORT, Austin 1-2; HALL, Milo 1-0; EVANS, Nico 2-minus 2; GREEN II, Mike 4-minus 2.

**PASSING:** New Mexico-TUIOTI, Tekava 8-17-3-47; JORDAN, Lamar 2-8-2-22. Wyoming-ALLEN, Josh 16-28-0-234.

**RECEIVING:** New Mexico-DAVIS, Chris 2-17; REED, Patrick 2-16; GRIFFIN IV, Jay 2-11; HART-JOHNSON, Delane 1-17; DRENNAN, Q. 1-4; OWENS, Tyrone 1-3; JORDAN, Romell 1-1. Wyoming-PRICE, James 4-68; JOHNSON, C.J. 2-44; CONWAY, Austin 2-39; OKWOLI, John 2-30; FORT, Austin 2-15; MAYFIELD, Tyree 1-14; HARSHMAN, Josh 1-10; HALL, Milo 1-9; CROW, Dontae 1-5.

**INTERCEPTIONS:** New Mexico-None. Wyoming-WINGARD, A. 2-12; GRANDERSON, C. 1-37; EPPS, Marcus 1-2; HALL, Tyler 1-0.

**FUMBLES:** New Mexico-JORDAN, Romell 1-1; DAVIS, Chris 1-1. Wyoming-None.

New Mexico (3-5,1-4) vs. Wyoming (5-3,3-1)  
Date: Oct 28, 2017 • Site: Laramie, Wyo. • Stadium: War Memorial Stadium  
Attendance: 18249

Kickoff time: 5:32 pm • End of Game: 8:46 pm • Total elapsed time: 3:14  
Officials: Referee: Mike Vandervelde; Umpire: Rico Orso; Linesman: Bill Scott;  
Line Judge: John Kilmer; Back judge: Robert Lewis; Field judge: Rich Almeroth;  
Side Judge: Steve Heiman; Center Judge: Greg Reid;  
Temperature: 50 • Wind: 25 NW • Weather: Mostly Sunny

# SEASON BOX SCORES



**24** Game 9: 11/4/2017  
Albuquerque, N.M.  
**10** Att: 19,293

**ALBUQUERQUE, N.M.** --- The last two matchups between the University of New Mexico and Utah State University were decided by a last-second field goal, but this year, the Lobos never led on their way to a 24-10 loss that dropped UNM to 3-6 on the season and 1-5 in the Mountain West.

UNM finished the game with five fumbles resulting in four turnovers, compared to Utah State's two. The Aggies scored 14 of their 24 points off Lobo fumbles.

Utah State received the opening kickoff but quarterback Jordan Love threw an interception on the first play of the game as Stanley Barnwell, Jr. picked off a deflection for his first career pick. UNM turned the ball back over three minutes later on a Lamar Jordan fumble inside the 10-yard line. Both teams struggled to gain offensive momentum, trading punts before the Lobos fumbled for the second time on the Utah State 38-yard line.

The Aggies made the score 7-0 with a one-yard run with 1:03 left in the first quarter. Early in the second quarter, Richard McQuarley fumbled at the USU 10-yard line. After forcing another Aggie punt, New Mexico turned the ball over on downs with 7:26 remaining in the first half when Tyrone Owens looked to have a first down but fumbled. He recovered it but lost the yardage needed for the first.

Jake Rothschilder recovered a USU fumble at midfield to set up the Lobos' first scoring drive of the game. Facing 4th-and-7 at the Utah State 25-yard line, Jason Sanders kicked a 42-yard field goal to cut the lead to 7-3.

The Aggies answered 24 seconds later with a 65-yard rush to take a 14-3 lead. Tevaka Tuioti entered the game under center for the Lobos, but they punted on their last possession of the half.

Lamar Jordan took back over at quarterback to open the second half, but the Lobos went 3-and-out. Utah State entered UNM territory with a 31-yard pass from Love to Ron'quavion Tarver before kicking a 28-yard field goal to make the score 17-3.

The Lobos marched back down the field behind carries from Lamar Jordan, Romell Jordan, and McQuarley but had to attempt a field goal due to two penalties that left them facing 4th-and-28. Sanders missed the 47-yard field goal to leave the score at 17-3 with 6:40 left in the third quarter.

Utah State recovered a New Mexico fumble for the fourth time of the night and David Woodward returned it 70 yards to take a 24-3 lead with 8:56 left in the game. Tuioti scored the Lobos' first touchdown of the night on a 34-yard run to bring the final score to 24-10.

Jordan and Tuioti again split time under center with Tuioti playing most of the fourth quarter. Jordan finished the night with 21 passing yards and 85 rushing, while Tuioti threw for 54 and ran for 39 yards and a touchdown. Tyrone Owens and Daryl Chestnut added 44 and 42 yards on the ground, and Jay Griffin IV compiled 35 receiving yards.

Score by Quarters	1	2	3	4	Total
Utah State	7	7	3	7	24
New Mexico	0	3	0	7	10

### Qtr Time Scoring play

1st 01:10 USU - HUNT, LaJuan 1 yd run (EBERLE, Dominik kick), 9-62 3:04  
 2nd 02:08 NM - SANDERS, Jason 42 yd field goal, 8-17 4:44  
 01:44 USU - HUNT, LaJuan 65 yd run (EBERLE, Dominik kick), 2-75 0:24  
 3rd 09:00 USU - EBERLE, Dominik 28 yd field goal, 10-53 3:58  
 4th 08:56 USU - WOODWARD, David 70 yd fumble recovery (EBERLE, Dominik kick)  
 03:20 NM - TUIOTI, Tekava 34 yd run (SANDERS, Jason kick), 7-61 1:28

	USU	NM
<b>FIRST DOWNS</b>	12	21
<b>RUSHES-YARDS (NET)</b>	24-129	57-265
<b>PASSING YDS (NET)</b>	114	75
Passes Att-Comp-Int	24-13-1	22-12-0
<b>TOTAL OFFENSE PLAYS-YARDS</b>	48-243	79-340
Fumble Returns-Yards	1-70	0-0
Punt Returns-Yards	1-8	1-17
Kickoff Returns-Yards	1-10	2-44
Interception Returns-Yards	0-0	1-8
Punts (Number-Avg)	6-46.5	5-46.8
Fumbles-Lost	2-1	5-4
Penalties-Yards	5-50	9-63
Possession Time	20:53	39:07
Third-Down Conversions	2 of 11	6 of 17
Fourth-Down Conversions	1 of 1	1 of 2
Red-Zone Scores-Chances	2-2	0-4
Sacks By: Number-Yards	1-8	0-0

**RUSHING:** Utah State-HUNT, LaJuan 14-117; LOVE, Jordan 4-8; SCARVER, Savon 2-3; MILLER, Tre 4-1. New Mexico-JORDAN, Lamar 16-85; OWENS, Tyrone 14-44; CHESTNUT, Daryl 9-42; TUIOTI, Tekava 5-39; McQUARLEY, Richard 9-37; JORDAN, Romell 3-17; MORAN, Kentrail 1-1.

**PASSING:** Utah State-LOVE, Jordan 13-24-1-114. New Mexico-TUIOTI, Tekava 8-15-0-54; JORDAN, Lamar 4-6-0-21; McQUARLEY, Richard 0-1-0-0.

**RECEIVING:** Utah State-TARVER, R. 2-40; VAUGHNS, Aaren 2-22; RAYMOND, Dax 2-16; NATHAN, Jordan 2-15; SCARVER, Savon 2-9; HUNT, LaJuan 2-2; ROBERTS, B. 1-10. New Mexico-GRIFFIN IV, Jay 5-35; DAVIS, Chris 2-13; OWENS, Tyrone 2-2; DRENNAN, Q' 1-19; JORDAN, Romell 1-8; REED, Patrick 1-minus 2.

**INTERCEPTIONS:** Utah State-None. New Mexico-BARNWELL Jr., Stanley 1-8.

**FUMBLES:** Utah State-SCARVER, Savon 1-0; LOVE, Jordan 1-1. New Mexico-OWENS, Tyrone 1-0; TUIOTI, Tekava 1-1; JORDAN, Lamar 1-1; McQUARLEY, Richard 1-1; JORDAN, Romell 1-1.

Utah State (5-5, 3-3) vs. New Mexico (3-6, 1-5)  
 Date: Nov 04, 2017 • Site: Albuquerque, N.M. • Stadium: Dreamstyle Stadium  
 Attendance: 19,293

Kickoff time: 3:38 pm • End of Game: 6:39 • Total elapsed time: 3:01  
 Officials: Referee: David Alvarez; Umpire: Stuart Schalk; Linesman: George Shoup;  
 Line judge: Steve Hoslett; Back judge: Michael Aaronia; Field judge: Scotty Melancon;  
 Side judge: Richard Ockey; Center judge: Timothy Davis;  
 Temperature: 68 • Wind: SSW 16 • Weather: Mostly cloudy

# THE UNIVERSITY OF NEW MEXICO FOOTBALL



**14** Game 10: 11/11/2017  
College Station, Texas  
**55** Att: 99,051

**COLLEGE STATION, Texas.** --- Texas A&M scored on its first six drives, and added a seventh score on a punt return as the Aggies defeated New Mexico 55-14 in College Station, handing the Lobos their fifth consecutive defeat and officially ending any chance of three straight bowl games for UNM.

It took just 28 seconds for Texas A&M to take the lead as Christian Kirk scored on a 60-yard pass on the second play from scrimmage. New Mexico could get nothing going offensively, moving the ball just 57 yards total in the first half. After a second Aggie touchdown, UNM got the Texas A&M 32, but a loss threw UNM just out of field goal range. Corey Bojorquez, who was busy in the opening half, pinned Texas A&M at the 3-yard line.

However, the Aggies covered those 97 yards in seven plays, the final 12 yards on a Keith Ford run to make it 20-0. Elijah Lilly then had an incredible kickoff return, and it looked like he weaved and zigged and zagged his way to a jaw-dropping 93-yard touchdown, but Aggie coach Kevin Sumlin challenged that his knee was down, and it was confirmed.

From there it snowballed. After another touchdown, Corey Bojorquez unloaded a punt to the Aggie 10-yard line that Kirk grabbed, peeled backwards and flags flew for what looked like a block in the back, if not two. However, all the flags were picked up, and it went down as a 90-yard punt return and a 34-0 lead.

Down 48-0, UNM got on the board when Lilly again dazzled on a kickoff return, somehow escaping a tackle at the Lobo 21 and racing for a 100-yard touchdown, and there would be no replay this time.

That 48-7 score is how it went into the half. From there, both teams changed quarterbacks. UNM made it 48-14 when Daryl Chestnut scored from three yards out to cap a 14-play, 80-yard drive. The Aggies answered that score with one of their own, accounting for the final 55-14.

New Mexico was outgained 562-144, although the Lobos' usual stout run defense was in full force, allowing just 63 yards on 23 carries. The Aggies took advantage of some injured in the secondary to throw for 499 yards.

UNM now heads home for Senior Day, facing UNLV on Friday night at 7:30 on ESPN2.

Score by Quarters	1	2	3	4	Total
New Mexico	0	7	7	0	14
Texas A&M	13	35	0	7	55

### Qtr Time Scoring play

1st 14:32 TAMU - Christian Kirk 60 yd pass from Nick Starkel (Daniel LaCamera kick failed), 2-75 0:28  
 07:32 TAMU - Jhamon Ausbon 10 yd pass from Nick Starkel (Daniel LaCamera kick), 13-81 5:14  
 2nd 14:01 TAMU - Keith Ford 12 yd run (Daniel LaCamera kick), 7-97 2:25  
 09:27 TAMU - Damion Ratley 1 yd pass from Nick Starkel (Daniel LaCamera kick), 10-56 3:00  
 07:31 TAMU - Christian Kirk 90 yd punt return (Daniel LaCamera kick)  
 05:21 TAMU - Damion Ratley 36 yd pass from Nick Starkel (Daniel LaCamera kick), 3-70 1:05  
 01:40 TAMU - T. Williams 7 yd run (Daniel LaCamera kick), 5-77 1:24  
 01:24 NM - LILLY, Elijah 100 yd kickoff return (SANDERS, Jason kick)  
 3rd 01:13 NM - CHESTNUT, Daryl 3 yd run (SANDERS, Jason kick), 14-80 7:49  
 4th 13:08 TAMU - Camron Buckley 7 yd pass from Kellen Mond (Daniel LaCamera kick), 8-75 3:05

	NM	TAMU
<b>FIRST DOWNS</b>	11	25
<b>RUSHES-YARDS (NET)</b>	42-120	23-63
<b>PASSING YDS (NET)</b>	24	499
Passes Att-Comp-Int	17-7-1	43-30-0
<b>TOTAL OFFENSE PLAYS-YARDS</b>	59-144	66-562
Fumble Returns-Yards	0-0	0-0
Punt Returns-Yards	1-2	1-90
Kickoff Returns-Yards	7-204	0-0
Interception Returns-Yards	0-0	1-0
Punts (Number-Avg)	10-41.8	6-49.0
Fumbles-Lost	1-0	2-0
Penalties-Yards	2-19	6-69
Possession Time	34:39	25:21
Third-Down Conversions	4 of 14	5 of 11
Fourth-Down Conversions	0 of 0	0 of 0
Red-Zone Scores-Chances	1-1	5-5
Sacks By: Number-Yards	1-9	1-3

**RUSHING:** New Mexico-OWENS, Tyrone 18-58; CHESTNUT, Daryl 8-41; JORDAN, Romell 5-10; TUIOTI, Tekava 2-9; MORAN, Kentrail 1-3; JORDAN, Lamar 3-1; GERHART, Coltin 1-1; McQUARLEY, Richard 3-minus 1; JONES, Jahvon 1-minus 2. Texas A&M-T. Williams 7-28; Keith Ford 5-16; Jacob Kibodi 5-15; Kwame Etwi 1-7; Kendall Bussey 4-4; Kellen Mond 1-minus 7.

**PASSING:** New Mexico-JORDAN, Lamar 4-9-1-15; TUIOTI, Tekava 2-6-0-4; GERHART, Coltin 1-2-0-5. Texas A&M-Nick Starkel 21-30-0-416; Kellen Mond 8-11-0-78; Jake Hubenak 1-2-0-5.

**RECEIVING:** New Mexico-GRIFFIN IV, Jay 4-15; HART-JOHNSON, Delane 2-7; DAVIS, Chris 1-2. Texas A&M-Roshaud Paul 7-129; Jhamon Ausbon 7-105; Christian Kirk 4-120; Kendrick Rogers 4-29; Damion Ratley 3-58; Camron Buckley 3-44; T. Williams 1-14; Jacob Kibodi 1-0.

**INTERCEPTIONS:** New Mexico-None. Texas A&M-Myles Jones 1-0.

**FUMBLES:** New Mexico-OWENS, Tyrone 1-0. Texas A&M-Kellen Mond 1-0; Kendall Bussey 1-0.

New Mexico (3-7) vs. Texas A&M (6-4)  
 Date: Nov 11, 2017 • Site: College Station, TX • Stadium: Kyle Field  
 Attendance: 99,051

Kickoff time: 6:02 pm • End of Game: 9:12 pm • Total elapsed time: 3:10  
 Officials: Referee: Kevin Boltmann; Umpire: M. Henderson; Linesman: Greg Downum;  
 Line judge: Jay Bilbo; Back judge: Robert Asel; Field judge: Dave Curschman;  
 Side judge: Alvin Moore; Center judge: Tyree Walton;  
 Temperature: 72 • Wind: E/SE 7 • Weather: